



CALGARY FLAMES MEDIA GUIDE

2013-14



IGNITED

NEW FOR THE 2013-14 SEASON

16 | BRIAN
McGRATTAN



20 | CURTIS
GLENCROSS



Calgary's Authentic Team Store

FANATTIC STORE LOCATIONS

Calgary Airport
2000 Airport Rd. N.E.
Calgary, AB
403-571-9755

Scotiabank Saddledome
555 Saddledome Rise S.E.
Calgary, AB
403-571-9770

North Hill Centre
1632 - 14th Ave. N.W.
Calgary, AB
403-338-2080

www.flamesport.com or call: 1-877-477-2177

CALGARY FLAMES 33rd SEASON

MEMBER OF THE NHL FOR 41 SEASONS

Flames Directory	2
Media Guidelines Summary	3
History of the Franchise	4
Owners Biographies	5-6
Ken King	7
Brian P. Burke	8-9
Hockey Club Personnel	10-19
Hockey Club Office Staff	20
Hockey Hall of Fame	21-24
Flames All-Star Selections	25
Flames All-Time Trophy Winners	26
Flames Foundation for Life	27-29
Community Relations	30-31
Player Programs	32-33
McCaig Award & Scurfield Award	34
2013-14 Player Profiles	35-107
In the System	108-130
2013-14 Training Camp Roster	131
Flames Draft History	132-135
GM/Coaches	136
Captains/1,000th Game	137
Flames Year-by-Year Results	138-171
Years in Atlanta	172
Game-by-Game Results	173-186
2012-13 Results	
NHL Stats 2012-13	188
Flames Highs & Lows	189-192
Flames 2012-13 Team Scoring	193
Flames 2012-13 Individual Goals	194
Scoring Breakdown	195-196
Flames 2012-13 Overall Results	197-198
Flames Home Results/Road Results	199-200
Stanley Cup Results/Divisional Alignment	201
Flames vs. NHL Teams 2012-13	202-216
Flames All-Time Team Records	
Flames All-Time Team Records – Overall	218

Flames All-Time Records – Home and Road	219
Flames Overtime Results	220-221
Flames Month by Month All-Time Records	222
Home Attendance/Opening Game	223
Flames – Yearly Leaders	224
Flames – Penalty Shots	225
Flames All-Time Leaders	226-227
Flames All-Time Top Seasons	228-229
Flames Career Scoring	230-234
Flames Career Goaltenders	235
Flames Lifetime Shutouts	236-238
Flames Home & Road vs. NHL	239-240
Flames All-Time Team Records	241-242
Flames All-Time Individual Records	243-244
Playoff Records	
All-Time Flames vs. Other Teams	246
Flames All-Time Playoff Results	247-248
Flames Playoff All-Time Leaders	249-250
Flames Playoff Team Records	251-256
Flames Playoff Individual Records	256-259
Flames All-Time Playoff Series Record	260
Flames All-Time Roster	261-270
Flames All-Time Sweater Roster	271-276
2013-14 NHL On-Ice Officials	277
2013-14 Critical Dates Calendar	278
Abbotsford Heat	279
American Hockey League Final Standings	280
Abbotsford Heat 2012-13 Scoring	281
Abbotsford Heat 2013-14 Regular Season Schedule	282
Calgary Hitmen	283-284
Calgary Roughnecks	285-286
Calgary Stampeders	287
Scotiabank Saddledome Seating Bowl	288
2013-14 Calgary Flames Schedule	289



Editors:

Peter Hanlon
Sean Kelso
Rob Thomas

Statistics Contributors:

Bill Evans
Elias Sports Bureau

Photos:

Gerry Thomas, Brad Watson,
Mike Ridewood, Janette Ahrens,
Getty Images

Design and Layout:

Colleen Little, Chris Huey

CALGARY FLAMES HOCKEY CLUB

Scotiabank Saddledome

P.O. Box 1540, Station M

Calgary, AB, Canada T2P 3B9

Phone: 403-777-2177 Fax: 403-777-2199

Website: calgaryflames.com

The Flames Media Guide & Record Book is published by the
Calgary Flames Hockey Club, P.O. Box 1540, Station M,
Calgary, Alberta T2P 3B9.

Copyright© 2013 Calgary Flames Hockey Club.
All rights reserved.

The information and photos contained in this Media Guide & Record Book cannot be used
for commercial purposes without the prior written permission of the Calgary Flames.

2013-14 CALGARY FLAMES CLUB DIRECTORY



Scotiabank Saddledome

PO Box 1540, Station M, Calgary, Alberta T2P 3B9

Phone: 403-777-2177 PR Fax: 403-777-2195

MEDIA HOTLINE: 403-777-3666

calgaryflames.com

OWNERS

N. Murray Edwards (Chair), Alvin G. Libin, Allan P. Markin,
Jeff McCaig, Clayton H. Riddell

EXECUTIVE

President & Chief Executive Officer Ken King
Chief Operating Officer John Bean
President Hockey Operations Brian P. Burke
General Manager Jay Feaster
Assistant General Manager of Player Personnel John Weisbrod
Sr. VP / Asst. General Manager
of Hockey Operations Michael Holditch
VP, Building Operations Libby Raines
VP, Finance and Administration Ken Zaba
VP, Advertising, Sponsorship & Marketing Jim Bagshaw
VP, Sales Rollie Cyr
VP, Communications Peter Hanlon
VP, Business Development Jim Peplinski
VP, Food and Beverage Mark Vaillant
Director, Business Analytics Deniece Kennedy
Director, Retail Brent Gibbs

HOCKEY CLUB PERSONNEL

President, Hockey Operations Brian Burke
General Manager Jay Feaster
Sr. V.P. / Asst. GM of Hockey Operations Michael Holditch
Assistant General Manager of Player Personnel John Weisbrod
Special Assistant to the General Manager Craig Conroy
Director, Hockey Administration Mike Burke
Director, Player Development Ron Sutter
Director, Amateur Scouting Tod Button
Scouting Director Todd Woodcroft
Director, Video and Statistical Analysis Chris Snow
Manager, Team Services Sean O'Brien
Head Coach Bob Hartley
Associate Coach Jacques Cloutier
Assistant Coach Martin Gelin
Goaltending Coach Clint Malarchuk
Senior Video Analyst Jamie Pringle
Part Time Skills Coach Domenic Pittis
Executive Assistant to GM and President Hockey Operations
..... Brenda Koyich
Executive Asst. to Sr. V.P. of Hockey Operations / AGM
..... Anita Cranston
Pro Scouts Michel Goulet, Steve Leach, Steve Pleau,
David Volek
Scouts Mike Adessa, Frank Anzalone,
Brandon Benning, Jim Cummins, Ari Haanpaa,
Bobbie Hagelin, Bob MacMillan, Fred Parker, Rob Sumner,
Ritchie Thibeau, Tom Webster

MEDICAL/TRAINING STAFF

Strength & Conditioning Coach Rich Hesketh
Athletic Therapist Morris Boyer
Assistant Athletic Therapist Schad Richea
Rehabilitation Consultant Kent Kobelka
Massage Therapist Bryan Lentz

Equipment Manager Mark DePasquale
Assistant Equipment Manager Corey Osmak
Head Physician Dr. Kelly Brett
Team Physician / Sports Medicine Dr. Jim Thorne
Team Orthopedic Surgeons

Dr. Nicholas Mohtadi and Dr. Richard Boorman
Team Dentist Dr. Bill Blair and Dr. Kristin Yont
Team Optometrist Dr. Derek Gaume
Dressing Room Attendant Ben Dumaine

COMMUNICATIONS

VP, Communications Peter Hanlon
Director, Communications & Media Relations Sean Kelso
Administrative Assistant, Communications Bernie Hargrave

ABBOTSFORD HEAT

Head Coach Troy G. Ward
Assistant Coach Robbie Forek
Goaltending Coach Jordan Sigaleit
Strength & Conditioning Coach Mike Thompson
Athletic Trainer Vince Fedorowich
Equipment Manager Peter Bureaux
Assistant Equipment Manager Nolan Bowker

ADMINISTRATION

Exec. Asst. to President / CEO Judy O'Brien
Director, Human Resources Betty Mah

MARKETING/TICKETING

VP, Advertising, Sponsorship and Marketing Jim Bagshaw
VP, Sales, Ticketing and Customer Service Rollie Cyr
VP, Business Development Jim Peplinski
Senior Director, Sponsorship and Sales Pat Halls
Director, Marketing Jillian Frechette
Director, Corporate Sponsorship Kevin Gross
Director, Sponsorship Sales Mark Stiles
Director, Sales Mike Franco
Director, Executive Suites Mike Mungliello
Director, Broadcast and Production Carlo Petrini
Director, Game Entertainment Gordie Macleod
Director, Retail / Fan Attic Brent Gibbs
Executive Director, Flames Foundation for Life Candice Goudie
Director, Customer Service Marc Leost
Manager, Publications Laura Wheeler
Manager, Digital Content Jason Johnson
Executive Assistant, Marketing Suzanna Chapman
Executive Assistant to VP of Sales Tracy Wood

SCOTIABANK SADDLEDOME

VP, Building Operations Libby Raines
VP, Food and Beverage Mark Vaillant
Director, Building Operations Rob Blanchard
Senior Manager, Food Services Shella Parisien
Manager, Security, Parking and Loss Prevention Bob Godun
Manager, Building Operations Andrew Higgins

MISCELLANEOUS DATA

Radio Affiliate Sportsnet 960 The Fan (960 AM)
TV Affiliate Rogers Sportsnet, CBC-TV, TSN
Minor League Affiliates Abbotsford Heat (AHL)
Alaska Aces (ECHL)

2013-14 CALGARY FLAMES MEDIA GUIDELINES SUMMARY



Peter Hanlon
Vice-President,
Communications



Sean Kelso
Director, Media
Relations



Bernie Hargrave
Administrative Assistant,
Communications

REGULAR SEASON PRACTICE ACCESS

Standard practice time will be 11:00 a.m. and game day skates at 10:30 a.m. Please note practice times may vary. We will make every effort to inform you in the event of a schedule change.

- The dressing room will remain closed before and during practice. When the dressing room door is closed, access is not permitted.
- Access to the dressing room will be granted following practice per NHL regulations: five minutes following first group of players (who participated in the practice) leaving the ice for no less than 30 minutes. In the event of a meeting, the dressing room will be open until the meeting begins and again following the meeting for at least 30 minutes.
- Media access is permitted in the main locker room and foyer.
- Media access to the home players' bench is not permitted during practice.
- Bob Hartley will be available within 20 minutes following practice in a media conference format in a designated area near the dressing room. Individual interview (one-on-one) requests will only be granted in special circumstances and on advance notice.

GAME DAY AND POST-GAME

- On request, players will be available to the media for interviews for a 30 minute period up to 90 minutes prior to game time. Preferably, media interviews should be conducted following the morning practice.
- Requests for players/coaches for broadcast pre-tape interviews must be made to the communications department before 11:00 a.m. on game day. In the case of "quick hits", please provide with at least two minutes remaining in the period with a back-up option.
- Dressing room will open to media five minutes after the game with same areas as stated above available for interviews.
- Bob Hartley will be available (in a media conference format) within 20 minutes of the conclusion of the game. The post game media conference will take place in the media lounge. The dressing room will remain open during the coach's press conference.
- Please request credentials 24 hours in advance of the game in which you have been assigned to cover. In the case of full-time credential media, please inform us, when possible, if you are not attending a particular game.

PHOTOGRAPHY/TELEVISION CAMERAS

- Please follow credential guidelines outlined above. Free-lance photographers will only be granted credentials when on assignment from a media outlet.
- Photographers/Cameras are permitted to shoot Flames practice from the visiting team bench or stands only.
- Television rightsholders may place one handheld camera on the bench during warm-up once the players have taken the ice (local – home bench only).
- Photographers will be guaranteed one location for the first period. Other period shooting locations will be coordinated during the game. Please respect sight lines of spectators at all times.
- Any live news shots utilizing the playing surface as a backdrop must conclude 30 minutes before television broadcast begins.
- As per NHL policy, non-rightsholders are not permitted to record highlights during games. Highlights will be available through Telus Operations Center, (800) 332-1083.

FLAMES MEDIA INFORMATION LINE

- For information and times for Flames practices, news conferences and other events call the Flames Media Information Line at 403-777-3666 for a pre-recorded message.
*This is a summary of the comprehensive NHL media/broadcast access policies.

HISTORY OF THE FRANCHISE

The Calgary Flames will mark their 33rd NHL season and 34th year in Calgary with the 2013-14 campaign.

Since their arrival in 1980, the team has captivated hockey fans with their on-ice success, including a Stanley Cup victory in 1989, while establishing a solid off-ice reputation for community involvement through millions of dollars in contributions to charitable organizations throughout southern Alberta.

On May 21, 1980, Nelson Skalbania and a group of Calgary entrepreneurs consisting of Doc and B.J. Seaman, Harley Hotchkiss, Norm Green, Ralph Scurfield and Norman Kwong announced the acquisition of the Atlanta Flames franchise and declared their intention to relocate the team to Alberta.

In August 1981, Skalbania sold his interest to the Calgary contingent, and the remaining six local businessmen continued to hold exclusive ownership until June 15, 1990, when Norm Green left to become owner of the Minnesota North Stars (now Dallas Stars). On August 8, 1994, further revisions to the ownership structure saw the addition of six new investors and the departure of two of the team's original owners (Norman Kwong and Sonia Scurfield).

Subsequent changes have resulted in the current group of owners: Chairman N. Murray Edwards, owner and president of Edco Financial Holdings Ltd.; Alvin G. Libin, president and CEO of Balmon Investments Ltd.; Allan P. Markin, founder of the Pure North S'Energy Foundation; Jeffrey J. McCaig, chairman and CEO of Trimac Transportation and chairman and director of Bantrel Company; and Clayton H. Riddell, CEO of MGM Energy Corp. and chairman of the board of Perpetual Energy Inc. and Trilogy Energy Corp.; as well as Byron J. Seaman, one of the ownership group's original members.

On October 9, 1980, in their inaugural game at the Stampede Corral, the Calgary Flames battled the Quebec Nordiques to a 5-5 tie. The team played a total of 146 league, playoff and exhibition games at the Corral, losing only 28 regular season and four playoff games in three seasons, before moving across the street to the Saddledome in October 1983. The Flames formally assumed management of the Saddledome on August 1, 1994, and after extensive renovations, the venue was reopened on October 25, 1995.

During the past 33 years, the Calgary Flames have become a premier NHL franchise. The team's first appearance in the Cup finals was in 1986 and their most recent in 2004, when they electrified the city with their inspirational playoff run. The pinnacle of the Flames' success was being crowned Stanley Cup champions for the 1988-89 season. In addition, they have captured two Presidents' Trophies (1987-88, 1988-89), three Clarence Campbell Conference titles (1985-86, 1988-89, 2003-04), two Smythe Division championships (1985-86, 1988-89), two Pacific Division titles (1993-94, 1994-95) and a Northwest Division title (2005-06), in addition to numerous NHL individual and team honours.

In 2003-04, the Flames launched an exciting new red jersey as their home sweater, and it would become the top-selling jersey launch in NHL history. At the start of the 2007-08 season, the Flames jersey was modified to include minor striping changes and shoulder patches featuring the Canada and Alberta flags. For 2010-11, a vintage jersey based on sweater worn by the 1989 Stanley Cup winning team was officially adopted as the team's third jersey.

A highlight of the 2010-11 season was the 2011 NHL Heritage Classic at McMahon Stadium on February 20, 2011. For their outdoor matchup against the Montreal Canadiens, the Flames wore uniforms inspired by the Calgary Tigers, the city's first major professional hockey team. A crowd of 41,022 spectators watched the Flames shut out the Habs 4-0.


On November 8, 2010, the Flames family celebrated the posthumous induction of Doc Seaman to the Hockey Hall of Fame in the Builder Category. Doc became the second member of the Flames ownership group to be elected to the Hall, joining the late Harley Hotchkiss, who received the same honour in 2006.

The Calgary Flames Limited Partnership became the majority ownership group and operating partner of the Calgary Stampeders of the Canadian Football League on March 29, 2012. Coinciding with the acquisition of the majority ownership of the Stampeders, the CFLP established a new company, the Calgary Sports and Entertainment Corporation. The Calgary Sports and Entertainment Corporation, became the overall parent company for the four franchises now owned by the corporation – the Calgary Flames, Calgary Hitmen, Calgary Roughnecks and Calgary Stampeders as well as the Management Agreement for the Scotiabank Saddledome.

When they brought the Flames to Calgary in 1980, the ownership group's mandate was to ensure that the team would have a positive impact on the quality of life in southern Alberta. A natural outcome of this mission was the creation of the charitable arm of the hockey club, the Flames Foundation for Life. Since its inception, the Foundation, along with its partners and donors, has raised millions of dollars for education, health and medical research, and amateur and grassroots sports.



CALGARY FLAMES OWNERS



**N. Murray
EDWARDS**

N. Murray Edwards is owner and president of Edco Financial Holdings Ltd., a merchant banker since 1988. He is a leading investor in, and managing director and chairman of, numerous publicly traded companies including Canadian Natural Resources Limited, and Ensign Energy Services Inc. Today, these companies employ over 25,000 individuals. He is also a chairman, director and co-owner of the Calgary Flames Hockey Club.

Mr. Edwards graduated with a Bachelor of Commerce from the University of Saskatchewan with Great Distinction and a Bachelor of Laws with Honours from the University of Toronto. After moving to Calgary in 1983, he became a lawyer and later a partner with Burnet, Duckworth & Palmer, a Calgary-based law firm.

At the community level, Mr. Edwards is a member of the Canadian Council of Chief Executives and on the board of directors of the C.D. Howe Institute.



**Alvin G.
LIBIN**

Alvin G. Libin is a native Calgarian with business interests in real estate, oil and gas and financial services. Mr. Libin is the president and chief executive officer of Balmon Investments Ltd., a private management services and investment company. He has a strong commitment to the city of Calgary, and to the province of Alberta, and has provided leadership in various volunteer positions.

In 2003, Mr. Libin and his wife Mona, through the Alvin and Mona Libin Foundation, established the Libin Cardiovascular Institute of Alberta in partnership with the University of Calgary and Alberta Health Services. Its mission is to provide world-class cardiovascular healthcare, education and research for southern Alberta. He is past chairman of the Alberta Ingenuity Fund, a foundation created by the Government of Alberta to stimulate and support science and engineering research for the benefit of Albertans. He also serves as a director of several corporate and community boards. Mr. Libin is an Officer of the Order of Canada and holds an Honorary Doctorate of Laws from the University of Calgary. He was inducted into the Alberta Order of Excellence in 2004.



**Clayton H.
RIDDELL**

Clayton H. Riddell was introduced as a new member of the Calgary Flames ownership group on August 29, 2003. His participation, combined with the ongoing commitment of the existing owners of the team and the community, provides strength, continuity and stability to the organization.

Mr. Riddell graduated from the University of Manitoba with a Bachelor of Science, Honours degree in Geology. In May 2004, he received an Honorary Doctorate of Science from the University of Manitoba. Mr. Riddell has been the chairman of the board and chief executive officer of Paramount Resources Ltd., a publicly traded oil and gas company since 1978. He is chairman of the board of Perpetual Energy Inc. and Trilogy Energy Corp.

Mr. Riddell is past president of the Canadian Society of Petroleum Geologists and past chair of the Canadian Association of Petroleum Producers. Mr. Riddell is associated with several other profit and non-profit organizations. He is chair for the Shaw Charity Classic, the PGA Champions Tour golf event which staged its inaugural event in 2013. He has been a resident of Calgary for many years.

CALGARY FLAMES OWNERS



**Allan P.
MARKIN**

Allan P. Markin is a native Calgarian, and longtime philanthropist.

Presently Mr. Markin is a major supporter of the Alberta Project Promoting active Living & healthy Eating in Schools (APPLE Schools) program. The program has expanded since inception, and is now running in 57 northern Alberta schools, serving urban, rural, and First Nations, Metis and Inuit students. In 2012 Allan committed to enhancing the APPLE Schools program by integrating principles set out in the "FranklinCovey" Leader in Me program into existing APPLE Schools. The gift will also allow the School of Public Health to evaluate the impact of Leader in Me on children's physical fitness, eating habits and leadership skills.

In recognition of his tremendous support of education, Mr. Markin has received honorary degrees from the Universities of Alberta, Calgary, Lethbridge and St. Francis Xavier. Mr. Markin is a founder of St. Mary's University and was bestowed an honorary fellowship from St. Mary's University in 2004. In accepting the Fraser Institute's T. Patrick Boyle Founder's Award in 2010, Mr. Markin spoke of individual value and personal responsibility.

The Mayor of the City of Calgary bestowed him with the Citizen of the Year award for 2004 and he received the Alberta Centennial Medal in 2005. In July 2008, Mr. Markin was appointed as an Officer of the Order of Canada by the Governor General. He received the Alberta Order of Excellence in October 2008. In the fall of 2009, he was inducted into the Calgary Business Hall of Fame. In March 2012, Mr. Markin was recognized as the Canadian Business Leader of the Year Award by the Alberta School of Business of the University of Alberta. In the summer of 2012 Mr. Markin was presented with the Queen Elizabeth II Diamond Jubilee Medal.

Another major benefactor of his philanthropy has been health. Mr. Markin created a registered charity, the Pure North S'Energy Foundation, an innovative preventative health program focused on promoting a positive lifestyle as the foundation of a happy, healthy and long life. As of August 2013, Pure North had over 20,000 registered participants from a broad cross-section of backgrounds, with a special focus on, seniors, fire and flood victims, inner-city and aboriginal populations, including many communities in northern Canada. The main focus is supplying dearly-needed vital nutrients, and the reduction of heavy metal toxicity, to prevent illness.

Although diversified, Mr. Markin's main philanthropic objective is to enhance education tied to health and wellness.



**Jeffrey J.
MCCAIG**

Jeffrey J. McCaig is chairman and chief executive officer of the Trimac Transportation group of companies. Trimac is the largest provider of bulk trucking services in North America and also provides complementary logistics services, including transload facility operations, distribution management, and freight brokerage.

Mr. McCaig has been with the Trimac Group of companies since August 1983. He became president of Trimac Corporation in May 1990 and chief executive officer in July 1994. Prior to joining Trimac in 1983, Mr. McCaig practiced law in Calgary, first as an associate of MacKimmie Matthews, then through Jeffrey J. McCaig Professional Corporation, focusing on corporate financing and securities. He continues to be a member of the Law Society of Alberta.


In addition to being a director and chairing the boards of the Trimac Group of companies, Mr. McCaig is a director of Potash Corporation of Saskatchewan. He is also a director and chairman of Bantrel Company, an engineering, procurement and construction company in the energy sector, and a director and co-owner of the Calgary Flames Hockey Club. Mr. McCaig also serves as chairman of the Flames Foundation for Life.

Mr. McCaig is a member of several Canadian and American industry associations relating to the trucking industry and is past chairman of the National Tank Truck Carriers Association in Washington, DC.

He obtained his undergraduate degree in Economics from Harvard; his law degree from Osgoode Hall Law School in Toronto, Canada; and his Master of Science in Management degree from the Sloan Program, Stanford University.

Mr. McCaig is married with three grown children and resides in Calgary, as well as Houston, Texas.

PRESIDENT AND CHIEF EXECUTIVE OFFICER



The Calgary Flames are a different team this season and Ken King knows the C of Red fans will adopt the new roster as in previous years and remain as resilient and loyal, in a stronger, more determined fashion.

President and chief executive officer of the Flames since summer 2001, King says he appreciates the value and community pride created through sports entertainment in Calgary—one of only 30 NHL cities in the world. "We're all fans. We identify with the team as they rise and fall. It's that emotional dimension—that unrestrained excitement—that brings us together, always ready to bounce back," says King who recognizes the tremendous obligation the Flames owe their fans.

Like you, King has an overwhelming fondness for the sport. And his aspiration every season is to raise the bar another notch to reward devoted fans with the best possible entertainment package in the NHL. He is grateful for the enduring fan loyalty and enthusiasm surrounding the regular season. He's also proud to have watched fans enjoy the party atmosphere of playoff runs for the Stanley Cup.

King is a strong believer in contributing to the community and, above all, consideration for others. His current community involvement spans numerous organizations, including chairman, TELUS Community Board, the Calgary Sport Tourism Authority, the Calgary Exhibition & Stampede, Borden Ladner Gervais CIAU Athlete of the Year Awards Committee and the Rotary Club of Calgary. Previous support and commitment involved the past co-chair of REACH (a \$300 million medical fundraising initiative), the Calgary Committee to End Homelessness, Calgary Prostate Cancer Centre, Calgary Philharmonic Society, No Ka Oi Ranch Foundation and past chairman of the Calgary Chamber of Commerce.


In 2005, King received an Alberta Centennial Medal for outstanding contributions to the province of Alberta. Other awards include the Queen's Diamond and Golden Jubilee Medals for community service and the commemorative medal for the 125th Anniversary of the Confederation of Canada. In 1991, he was honoured as B'Nai Brith Man of the Year. King received an Honourary Doctorate from the University of Calgary in 2012.

Born and raised in Hanley, Saskatchewan, King launched a 30-year career in the newspaper business that included senior executive positions in Canada's leading newspapers including president and publisher of the Calgary Sun and Calgary Herald. During his newspaper career in Calgary, King was acknowledged for his innovative marketing, establishment of healthy corporate relationships, spirited community leadership and appreciable growth for the newspapers.

King is an avid but mediocre golfer and like many other Albertans, shares a passion for horses. Most often he stays in the saddle. But not always. He and his wife Marilyn have two daughters and they are proud grandparents to Amanda's twin boys and Jocelin's son and daughter.

King also serves as an alternate governor of the NHL and president and chief executive officer of the Western Hockey League's Calgary Hitmen.

PRESIDENT OF HOCKEY OPERATIONS



**Brian P.
Burke**

Brian Burke joined the Calgary Flames Hockey Club on September 5, 2013 in the newly created role, President of Hockey Operations. He is responsible for overseeing all hockey operations for the Flames organization. The 58-year-old Burke, brings over 20 years of National Hockey League experience in various roles to the franchise. In 1,145 games as a general manager in Hartford (84 games: 1992-93), Vancouver (492 games: 1998-99 to 2003-04), Anaheim (263 games: 2005-06 to 2008-09) and Toronto (306 games: 2008-09 to 2012-13), Burke has accumulated a record of 521-449-74-101. Additionally, he worked in the NHL front office for five years as executive vice president and director of hockey operations, under Commissioner Gary Bettman.

Prior to assuming his current position in Calgary, Burke was president and general manager of the Toronto Maple Leafs, a title he assumed on November 29, 2008 becoming the 13th general manager in Maple Leafs

history. He parted ways with the Leafs on January 9, 2013 and became a pro scout and consultant with the Anaheim Ducks.

As executive vice president and general manager of the Anaheim Ducks from 2005 to 2008, Burke guided the Ducks to their first Stanley Cup in 2007, first Pacific Division title (2007), and first two 100+ point seasons (2006-07 and 2007-08). He was ranked No. 1 by The Hockey News in the magazine's Annual GM Rankings in March of 2008, and was a finalist for The Hockey News Executive of the Year in 2006. Burke was also named the Sporting News Executive of the Year in 2001, and was a runner-up for the same award following the 2005-06 season.

Since the 2000-01 season, Burke's teams have qualified for the Stanley Cup playoffs seven times, playing in 13 total post-season series. In addition, those seven clubs recorded at least 90+ points, including four 100-point seasons.

In March 2012, Burke was appointed to the Hockey Hall of Fame's Selection Committee. He is also an original member of the US Men's National Team Advisory Group that was formed in 2007 to assist USA Hockey with the selection of players and staff of Men's National Teams, including the Olympics. He served as the general manager of the 2010 US Olympic Hockey Team, which won a silver medal at the 2010 Winter Olympic Games in Vancouver, and was general manager of the US World Championship teams in 1993, 2009 and 2010. On August 7, 2008, Burke was recognized for his outstanding service to hockey in the United States when he was named the recipient of the 2008 Lester Patrick Award.

Away from the rink, Burke is well-known for his work within the community. He is a vocal activist against homophobia in sports, a strong supporter of first response personnel and military service members, an environmentalist and a humanitarian. His most recent appointment was to the Board of Directors for Rugby Canada. A sport he fondly has referred to as his "second favourite sport."

In honour of his late son Brendan, Burke has been a spokesperson for the 'You Can Play Project' since it was co-founded by his son Patrick in 2011. Brendan was a homosexual working as a hockey operations assistant at Miami University at the time of his death. 'You Can Play' is dedicated to ensuring equality, respect and safety for all athletes, without regard to sexual orientation. Burke has also marched in numerous Toronto Pride Parades in Brendan's memory and has candidly spoken out against homophobia and bullying. Alongside several city councillors and representatives of the group Parents, Families and Friends of Lesbians and Gays (PFLAG), he helped raise the Pride flag outside Toronto's City Hall in May 2011. Burke is also a member of Egale, Canada's largest lesbian, gay, bisexual and transgender (LGBT) human rights organization.

In April 2011, Burke was named Youth Role Model of the Year by Jer's Vision given to a community leader dedicated to fighting homophobia and bullying. Jer's Vision is Canada's youth diversity initiative, which works to address bullying, homophobia, transphobia and discrimination of all kinds in schools and youth communities. Burke also received the Straight Ally Legacy Award from the Federation of Gay Games (FGG) in October 2011, PFLAG Toronto's Ally Award in January 2012, and was honoured by Courage Campaign

PRESIDENT OF HOCKEY OPERATIONS

Institute with a Spirit of Courage Award in September 2012 for his continuing work and dedication in the LGBT community. In 2010, USA Hockey created the 'Brendan Burke Internship,' which is an annual internship for a recent college graduate interested in pursuing hockey operations as a career.

Burke is a devoted supporter of Police Services and was given honorary Police Chief status in Toronto in April 2012. In November 2011, he purchased and donated a horse named Moose to Toronto's Mounted Police Unit in memory of his late son Brendan, who shared the same nickname.

In May 2011, Burke and the Honourable John P. Manley, President and CEO, of the Canadian Council of Chief Executives, were presented with the Easter Seals Toronto's Tribute Award for lending support to kids with physical disabilities and for excellence in business and community service.

Burke is also heavily involved with the military, visiting bases within Canada, the United States and Afghanistan. He has been associated with the Wounded Warrior Project since 2003, which honours and empowers wounded warriors. The program raises awareness and enlists the public's aid for the needs of injured service members, helps injured servicemen and women aid and assist each other, and provides unique, direct programs and services to meet their needs. At the 2010 Olympics, Burke and a volunteer group called Operation Homefront paired each of the 23 hockey players on Team USA with service members wounded in Iraq or Afghanistan. He felt the players would have extra pride and motivation to not only be representing their country, but an American war hero wounded in battle.


Burke is an avid supporter of many philanthropic organizations, devoting time and making numerous donations to each. Some of these organizations include: Ducks Unlimited Canada (DUC), a registered charity that partners with government, industry, non-profit organizations and landowners to conserve wetlands that are critical to waterfowl, wildlife and the environment; the Canadian Safe School Network (CSSN), a national, not-for-profit, registered charitable organization with a mandate to reduce youth violence and make our schools and communities safer; Big Brothers Big Sisters of Canada, who commit to Canada's young people to be leaders in providing them with the highest quality, volunteer-based mentoring programs; Special Olympics which provides year-round sports training and athletic competition in a variety of Olympic-type sports for children and adults with intellectual disabilities; and Kids, Cops & Computers Merry-Go-Round Children's Foundation which enables financially disadvantaged students to achieve excellence in their academic and personal pursuits by providing them with brand-new computers and police mentorship.

Burke took part in the 2012 Sleep Out for Homeless Kids, helping raise awareness and funds for Covenant House. He also attended the official launch of the 2012 Shoppers Drug Mart Tree of Life Campaign in support of Toronto East General Hospital, was an honoured guest at the 2012 CAMH Healthy Minds dinner to raise awareness for mental health, and supported the Rick Hansen 25th Anniversary Relay in 2011 to raise awareness and commemorate Hansen's Man in Motion World Tour commencing its historic cross-Canada journey.

Born in Providence, Rhode Island but raised in Edina, Minnesota, Burke is a graduate of Providence College. While attending Providence, he played for the Friars Division-I hockey team. As a professional he played in the AHL, capturing the Calder Cup with the Maine Mariners in 1978. After one year in the AHL, Burke attended Harvard Law School, graduating in 1981.

CALGARY FLAMES HOCKEY CLUB PERSONNEL

GENERAL MANAGER



**Jay
FEASTER**

Jay Feaster is in his third full season as the Flames General Manager after being named the Acting General Manager on December 27, 2010. Feaster joined the Flames organization at the start of the 2010-11 season as an assistant general manager looking to expand on his impressive resume which includes a Stanley Cup championship as general manager of the Tampa Bay Lightning in 2004 and a Calder Cup championship as the president of the Hershey Bears (American Hockey League) in 1997.

The native of Williamstown, Pennsylvania was originally named General Manager of the Tampa Bay Lightning on February 10, 2002. In addition to a Stanley Cup championship, the Lightning won back to back Southeast Division titles in 2002-03 and 2003-04. Feaster was named the 2004 Sporting News NHL Executive of the Year based on a vote of other NHL general managers and hockey executives. Prior to being named general manager, he spent three seasons with the club in the assistant general manager's position. In that capacity, Feaster was responsible for all contractual, collective bargaining and NHL legal issues, as well as the organization's scouting department and its developmental league affiliates.

To join the Lightning, Feaster resigned his post as president of the Hershey Bears and vice president of Hershey Entertainment. In that capacity, Feaster oversaw the operations of the Bears, the Hershey Wildcats professional soccer team and Hersheypark Arena/Stadium, including the Star Pavilion.

Feaster, who spent nine years with the Bears, led the team to a division title (1993-94) and a Calder Cup championship (1997), while establishing three consecutive single season attendance records (1991-92 to 1993-94) and entering into a five year affiliation agreement with the NHL's Colorado Avalanche. For his work, he was named the AHL's Executive of the Year in 1997. He originally joined Hershey Entertainment as assistant to the president in 1989 and was named General Manager of the Bears and Hersheypark Arena/Stadium in 1990. Prior to joining Hershey Entertainment, Feaster practiced law with the firm of McNees, Wallace & Nurick in Harrisburg, PA. Feaster is a Summa Cum Laude graduate of Susquehanna University and a Cum Laude graduate of the Georgetown Law Center in Washington, DC.

Feaster and his wife Anne have five children; Theresa, Bobby, Libby, Ryan and Kevin.

SENIOR VICE-PRESIDENT AND ASSISTANT GENERAL MANAGER OF HOCKEY OPERATIONS



**Michael
HOLDITCH**

The 2013-14 season marks Michael Holditch's twentieth season with the Calgary Flames. This is his fourth year in the role of Senior Vice-President and Assistant General Manager. Holditch works closely with General Manager Jay Feaster and Director of Hockey Administration Mike Burke on the direction of all hockey operations including CBA interpretation, team development, administration and tracking of the player budget, player negotiations, arbitration, scheduling and contract review and documentation.


Holditch joined the Flames organization in 1994. Prior to moving to the hockey operations group, Holditch was the vice president of finance and chief financial officer for the organization. Holditch was also an alternate governor of the Western Hockey League's Calgary Hitmen for five years through the 2002-03 season and sat on the Western Hockey League's Executive Committee for two years. Holditch is a past treasurer of the Flames Foundation for Life, the charity that is responsible for many of the organization's charitable initiatives.

Holditch is a native Calgarian who attended the University of Calgary, graduating with a Bachelor of Commerce degree in 1988. Upon completion of his undergraduate degree he qualified for and practiced as a chartered accountant in Calgary.

Holditch and his wife Cara have two daughters; Brynn and Cade.

CALGARY FLAMES HOCKEY CLUB PERSONNEL

ASSISTANT GENERAL MANAGER OF PLAYER PERSONNEL



**John
WEISBROD**

John Weisbrod, a native of Syosset, New York, is in his third season as the Calgary Flames assistant general manager in charge of player personnel. Prior to joining the Flames, Weisbrod was part of the Boston Bruins Stanley Cup championship team in 2011 where he was the director of pro and collegiate scouting since joining the organization in September of 2006. Prior to that, Weisbrod spent the 2005-06 season as a pro scout for the Dallas Stars out of the New England region.


The Harvard graduate became the general manager and director of operations for the Albany River Rats (affiliate of the New Jersey Devils) in 1993 and won the Calder Cup as AHL Champions in 1995. Additionally, he served as the general manager of the Orlando Solar Bears winning the Turner Cup as IHL Champions in 2001.

In 2000, Weisbrod was named President and COO of RDV Sports (Magic and Solar Bears) and added the Magic GM title in 2004.

Weisbrod attended and played hockey for Harvard from 1987 to 1991 capturing an NCAA National Championship in 1989, while earning a Bachelor of Arts degree in English. Weisbrod was drafted by the Minnesota North Stars 4th round (73rd overall) in the 1987 NHL Entry Draft. Weisbrod's rights were acquired by San Jose and he signed with them in 1991. He retired due to shoulder replacement in 1993.

Weisbrod and Susanne have three children; Cullen, Kirsten and Colton.

SPECIAL ASSISTANT TO THE GENERAL MANAGER



**Craig
CONROY**

Craig Conroy is in his third season as the special assistant to General Manager Jay Feaster. In addition to his assisting the General Manager, he now also oversees the Calgary Flames American Hockey League affiliate Abbotsford Heat.

Conroy started his illustrious career at Clarkson University in his hometown of Potsdam, New York, before being drafted by the Montreal Canadiens in the 6th round (123rd overall) of the 1990 NHL Entry Draft. He finished his four years at Clarkson followed by three years split between Montreal and Fredericton. At the start of the 1996 season, Conroy was traded to the St. Louis Blues where he spent the next five years of his career before being traded to the Calgary Flames in March of 2001. During the 2001-02 season, he scored a career high 75 points, helping Jarome Iginla reach the 50 goal plateau for the first time in his career.

Conroy continued to produce offensively and was a major contributor in the teams' 2004 Stanley Cup Playoffs run. After signing with Los Angeles during the summer of 2004, Craig returned to the Flames on January 30, 2007. During his career, he amassed a total of 1009 games with 507 of those games being played in a Flames uniform.

On October 28th last season, he celebrated his 1000th career game in front of the hometown fans at the Scotiabank Saddledome before retiring from the NHL in February of 2011 after 17 seasons spent with Montreal, St. Louis, Los Angeles and Calgary. During his he recorded 542 points including 182 goals while notching another 30 points in 81 playoff games.

Conroy and his wife Jessie have three daughters; Taylor, Sophia and Sydney.

CALGARY FLAMES HOCKEY CLUB PERSONNEL

DIRECTOR, HOCKEY ADMINISTRATION




**Mike
BURKE**

The 2013-14 NHL season represents Mike Burke's 30th year with the Calgary Flames. Since the start of the 1994-95 campaign, when Burke moved to the hockey department and was promoted to his current position, he has been responsible for the administration of the hockey club. He works closely with General Manager Jay Feaster and Senior Vice-President and Assistant General Manager Michael Holditch in managing many facets of the Flames hockey operations. Burke's vast experience in hockey-related issues has made him a valuable part of the hockey staff. His main responsibilities include contract research, analysis and negotiation, player assignments, preparation of salary arbitrations, liaison between the NHL and the Flames regarding all aspects of hockey administration, monitoring collective bargaining issues and helping coordinate the day-to-day operations of the Club.

Prior to his current appointment, Burke was responsible for the Club's media relations and communications. A graduate of the Public Relations program at Mount Royal College, Burke began his sports administration career with the Saskatoon Blades (WHL) in 1980 before serving two seasons as general manager of a minor-pro team in the Montreal Expos' organization. He has often worked with the NHL in both NHL All-Star Games and NHL Stanley Cup Final events. In 1996, Burke was added as a member of Team Canada's hockey operation staff for the World Cup of Hockey tournament.

A native of Plato, Saskatchewan, Burke has two children; Keaton and Reid.

DIRECTOR, VIDEO AND STATISTICAL ANALYSIS



**Chris
SNOW**

Chris Snow is in his third season with the Calgary Flames as the director of video and statistical analysis utilizing the PUCKS system.


Prior to joining the Flames, Snow spent four seasons as director of hockey operations with the Minnesota Wild. His responsibilities included analyzing team rosters and cap commitments for the purpose of strategic roster planning, preparing for contract negotiations and arbitration, assisting in day-to-day hockey administration and CBA interpretation, developing and managing hockey databases, professional scouting and coordinating the team's sports psychology program.

Before entering the hockey business, Snow was a staff writer for the Boston Globe, where he worked as the Boston Red Sox beat writer. A graduate of Syracuse University, he has also worked for the Minneapolis Star Tribune as Minnesota Wild beat writer.

A native of Melrose, Massachusetts, Snow resides in Calgary with his wife Kelsie and their son Cohen.

CALGARY FLAMES HOCKEY CLUB PERSONNEL

HEAD COACH



**Bob
HARTLEY**

Bob Hartley, a native of Hawkesbury, Ontario, is in his second season as the head coach of the Calgary Flames. He has brought a wealth of experience to the Flames having coached the Colorado Avalanche for five seasons, during which they won the 2001 Stanley Cup, and was also the coach of the Atlanta Thrashers for parts of five seasons. In addition to his most recent Swiss League title with the ZSC Lions in Zurich, he led the Hershey Bears to the 1997 Calder Cup and also has Junior A and Major Junior championship rings among his accomplishments.

Hartley began his coaching career with the Junior A team in his hometown of Hawkesbury. After guiding the club to two championships, he was named Head Coach of the Laval Titan of the QMJHL. Over two seasons with the Titan he compiled an 81–52–7 record, a league championship and an appearance in the 1993 Memorial Cup. Hartley's junior success was rewarded when the Quebec Nordiques hired him as an assistant coach of their American Hockey League affiliate, the Cornwall Aces. It only took a single season before he took the reins as head coach in 1994, guiding the Aces to two division titles during the team's three-year history.

When the Nordiques relocated to Colorado, Hartley became the head coach of their AHL affiliate, the Hershey Bears. Once again, his tenure with the Bears was a success as he guided the team to two consecutive playoff appearances and a Calder Cup title in 1997. A season later, Hartley was hired as the Colorado Avalanche bench boss. During his five seasons, the Avalanche won four division titles and made four appearances in the conference finals. Hartley's third season was ultimately his most successful one as Colorado steam-rolled through the league with a 52–16–10–4 record, a division title along with the President's Trophy and the Stanley Cup. Hartley's tenure with the Avalanche franchise ended in December of 2002 with a 193–109–48 regular season record and a 49–31 playoff record. His 193 wins are a franchise record. He became the only coach in team history to record 40 or more wins during his first four seasons as head coach.

One month later, Hartley was appointed head coach of the Atlanta Thrashers. He guided the young Thrashers through four seasons of steady improvements but it was the 2006–07 campaign in which they won their first Southeast Division title, setting new franchise records for wins and points with a 43–28–11 record, good enough for 97 points and third seed in the Eastern Conference. The team also clinched its first playoff berth in franchise history.

Hartley and his wife Micheline have a daughter, Kristine and a son, Steve.

BOB HARTLEY'S CAREER COACHING RECORD

Season	Team	Lge	Type	GP	W	L	T	OTL	Pct	Result
1987–88	Hawkesbury Hawks	CJHL	Head	48	9	39	0	0	0.188	Lost in First Round
1988–89	Hawkesbury Hawks	CJHL	Head	56	35	20	1	0	0.634	Lost in Semi Finals
1989–90	Hawkesbury Hawks	CJHL	Head	56	40	15	1	0	0.723	Won Championship
1990–91	Hawkesbury Hawks	CJHL	Head	56	45	10	1	0	0.813	Won Championship
1991–92	Laval Titan	QMJHL	Head	70	38	27	5	0	0.579	Lost in Round 2
1992–93	Laval Titan	QMJHL	Head	70	43	25	2	0	0.629	Won Championship
1993–94	Cornwall Aces	AHL	Assistant							
1994–95	Cornwall Aces	AHL	Head	80	38	33	9	0	0.531	Lost in Round 3
1995–96	Cornwall Aces	AHL	Head	80	34	34	7	5	0.500	Lost in Round 2
1996–97	Hershey Bears	AHL	Head	80	43	22	10	5	0.631	Won Championship
1997–98	Hershey Bears	AHL	Head	80	36	31	7	6	0.531	Lost in Round 2
1998–99	Colorado Avalanche	NHL	Head	82	44	28	10	0	0.598	Lost in Round 3
1999–00	Colorado Avalanche	NHL	Head	82	42	28	11	1	0.585	Lost in Round 3
2000–01	Colorado Avalanche	NHL	Head	82	52	16	10	4	0.720	Won Championship
2001–02	Colorado Avalanche	NHL	Head	82	45	28	8	1	0.604	Lost in Round 3
2002–03	Colorado Avalanche	NHL	Head†	31	10	8	9	4	0.532	
	Atlanta Thrashers	NHL	Head‡	40	20	14	5	1	0.575	Out of Playoffs
2003–04	Atlanta Thrashers	NHL	Head	82	33	37	8	4	0.476	Out of Playoffs
2005–06	Atlanta Thrashers	NHL	Head	82	41	33	0	8	0.549	Out of Playoffs
2006–07	Atlanta Thrashers	NHL	Head	82	43	28	0	11	0.591	Lost in Round 1
2007–08	Atlanta Thrashers	NHL	Head†	6	0	6	0	0	0.000	
2011–12	ZSC Lions	SUI	Head	50	29	15	0	6	0.640	Won Championship
2012–13	Calgary Flames	NHL	Head	48	19	25	0	1	0.396	Out of Playoffs
TOTALS		NHL		1077	581	423	101	51	0.586	

†Replaced mid-season ‡Mid-season Replacement

CALGARY FLAMES HOCKEY CLUB PERSONNEL

ASSOCIATE COACH



Jacques
CLOUTIER


Jacques Cloutier, a native of Rouyn-Noranda, Quebec, is in his second season as an associate coach with the Flames. Upon retirement from his playing career, Cloutier was hired as an assistant coach for the Nordiques' AHL affiliate, the Cornwall Aces. While coaching the Aces, Cloutier also served as a part-time goaltending coach for the Nordiques. In 1995-96 the Nordiques moved west to become the Colorado Avalanche and Cloutier moved with the team, becoming the full assistant coach. Midway through the 1995-96 season, Cloutier was promoted to assistant coach with the Avalanche. During his time as a coach in Colorado, Cloutier helped the Avalanche win the Stanley Cup in 1996 and again on Head Coach Bob Hartley's staff in 2001. He spent a total of 13 seasons as an assistant coach with the Avalanche concluding in 2009. Cloutier most recently won the Swiss League title with the ZSC Lions in Zurich as an assistant coach to Bob Hartley.

Cloutier had an impressive career starting in the QMJHL. In 1977-78, just his second year of major junior hockey, Cloutier played in 71 games, going 46-17-7 and helped lead the Trois-Rivières Draveurs to the Memorial Cup. The next season he played 72 games going 58-8-6 and captured the Jacques Plante Memorial Trophy for best goaltender in the QMJHL and again leading the Draveurs to the Memorial Cup.

The following season, Cloutier was selected in the 3rd round of the 1979 NHL Entry Draft by the Buffalo Sabres with the 55th pick overall. He started his professional career with the Rochester Americans and won the Calder Cup with them in 1983. Cloutier made his NHL debut with the Buffalo Sabres during the 1981-82 season and played with the Sabres until the end of the 1988-89 season. He spent the 1989-90 season and part of the 1990-91 season with the Chicago Blackhawks before finishing his goaltending career with four years playing for the Quebec Nordiques before retiring in 1994.

Cloutier and his wife Lynn have two daughters, Julie and Jessica.

ASSISTANT COACH



Martin
GELINAS

Martin Gelin is in his second season as an assistant coach with the Calgary Flames. Prior to joining the Flames, Gelin served as the director of player development for the Nashville Predators, joining the staff following his retirement as a player in 2009.

In his 19-year NHL career, Gelin played in 1,273 games (62nd all-time at the start of this season) and scored 660 points. He played the 2002-03 and 2003-04 seasons with the Flames, and tied an NHL record by scoring three playoff series-clinching goals in the same year – including two in overtime – during the Flames' 2004 Stanley Cup run (and joining Ken Linseman in the record book in the process). "The Eliminator," as Gelin was known, is just one of a handful of players to have reached the Stanley Cup Finals with four different teams; the left-winger won a Stanley Cup in 1990 as a member of the Edmonton Oilers and also played in the NHL Finals in 1994 and 2002. He also played two professional seasons in Switzerland (2004-05 and 2008-09).

A native of Shawinigan, Quebec, Gelin made a splash in 1987-88 with the Hull Olympiques of the QMJHL with a 63-goal, 131-point campaign. He was named CHL Rookie of the Year in the process and selected seventh overall by the Los Angeles Kings in the 1988 NHL Entry Draft. But Gelin never suited up for the Kings. Two months after the draft, on August 9, 1988, he was included in the celebrated "Gretzky Trade" that sent Gelin, along with the Kings centre Jimmy Carson, the team's first round picks in the 1989, 1991 and 1993 entry drafts, and a reported \$15 million cash to Edmonton in exchange for Wayne Gretzky, Mike Krushelnyski and Marty McSorley.

Gelin played six games for the Oilers in 1988 before being rejoining the Olympiques. In his first full NHL season in 1989-90, Gelin had 25 points in 46 games, and won the Stanley Cup as Edmonton defeated the Boston Bruins in five games. Along with Joe Murphy and Adam Graves, he helped make up the popular Oilers' forward line known as "The Kid Line." Gelin was the last player from the 1980s Oilers' dynasty active in the NHL.

He was traded to the Quebec Nordiques during the 1993 NHL Entry Draft and played 31 games for Quebec before being claimed on waivers by the Vancouver Canucks. Gelin was a major factor in Vancouver's 1994 post-season run losing in seven games in the Stanley Cup Finals to the New York Rangers. He and goaltender Kirk McLean were traded to the Carolina Hurricanes on January 3, 1998, where he spent five seasons before joining the Calgary Flames. He went on to play a year in Switzerland during the 2004-05 season before signing with the Florida Panthers for the 2005-06 and 2006-07 seasons. He concluded his NHL career in 2007-08 as a member of the Nashville Predators, where his season was cut short by a knee injury. He was Nashville's Masterton Trophy nominee that year.

Gelin and his family have lived in Calgary since 2002. He and his wife Jane have three children; a son, Matthew, and daughters Cameron and Morgan. Matthew was selected by Swift Current in the 2010 Western Hockey League Bantam Draft.

CALGARY FLAMES HOCKEY CLUB PERSONNEL

GOALTENDING COACH




Clint Malarchuk is in his third season as the goaltender coach with the Calgary Flames following one season with the Atlanta Thrashers as the team's goaltending consultant. Malarchuk works with all goaltenders throughout the Flames system at the NHL and developmental league levels, as well as a mentoring role with amateur prospects. He holds 20 years of professional experience as a player, 10 of which came in the NHL with the Quebec Nordiques (1981-84, 1985-87), Washington Capitals (1987-98) and Buffalo Sabres (1988-92).

The Grande Prairie, Alberta, native was also the head coach of the Idaho Steelheads of the West Coast Hockey League from 1998 to 2000, the goaltending coach for the Florida Panthers from 2002 to 2005, goaltending coach with the Columbus Blue Jackets from 2007 to 2009, and most recently the goaltending coach with the Atlanta Thrashers during the 2010-11 season.

Following the 1982-83 season as a member of the AHL's Fredericton Express, Malarchuk was the recipient of the Harry (Hap) Holmes Memorial Award and he also won the James Norris Memorial Trophy in 1992-93 as a member of the IHL's San Diego Gulls. Both trophies awarded to the goaltender posting the best goals against average.


SENIOR VIDEO ANALYST



Jamie Pringle, a native of Picton, Ontario is in his third season with the Calgary Flames coaching staff after three seasons as the video coach with the Florida Panthers. Prior to that, Pringle spent the 2006-07 and 2007-08 seasons as the video coach for Hockey Canada. He was part of the staff for all international events including winning gold at the 2007 IIHF World Championship and winning gold at the 2007 and 2008 IIHF World Junior Championships. Pringle worked with Brent Sutter during the 2008 World Junior team Super Series against Russia. Pringle spent the 2004-05 and 2005-06 seasons as the assistant coach with the Kingston Frontenacs (OHL) after four seasons as the assistant coach with the Belleville Bulls (1999-2004) where he helped earn the OHL title in 1999.

Jamie and his wife Karen have two children; Brendan and Brooke.

STRENGTH AND CONDITIONING COACH



Rich Hesketh has been working with the Calgary Flames as a strength and conditioning coach since the 1995-96 season. He has a BPE from McMaster University (1987) and has represented Canada on 11 national track and field teams in the decathlon. He has competed internationally at the Commonwealth Games on two occasions, represented Canada at the Pan American Games and is a five-time Canadian Champion in Combined Events.


As the strength and conditioning coach, Hesketh creates individualized training programs for each player of the Calgary Flames for both the hockey season and off-season. He also designs programs and trains all Flames prospects at the developmental level. He works closely with the medical staff and athletic therapist to condition players while they are injured or rehabilitating.

Hesketh also coaches speed/power athletes for the Calgary Spartans Track and Field Club and consults for the University of Calgary Dinos Men's and Women's Basketball conditioning programs. In July of 2005, Hesketh joined Nike as a consultant trainer and helped develop their hockey training program.

Hesketh and his wife Linda reside in Calgary with their three children; Asia, Jade and Adrian.

CALGARY FLAMES HOCKEY CLUB PERSONNEL

ATHLETIC THERAPIST



**Morris
BOYER**


Morris Boyer is entering his seventeenth season as the athletic therapist with the Calgary Flames after joining the organization during the 1997-98 season. In July of 2001, he was appointed Head Athletic Trainer for the Flames with his primary responsibilities including injury prevention, care and rehabilitation. In April of 2013, he was named Athletic Therapist for the Canadian National Men's Hockey Team for the third time having captured a gold medal at the IIHF Men's World Championships in 2003. Boyer was selected to be the Head Athletic Therapist for the 2012 NHL All-Star Game in Ottawa, Ontario.

Boyer is a graduate of the University of Alberta with a Bachelor of Physical Education. In 1991 he achieved his Certified Athletic Therapist diploma from the Canadian Athletic Therapists Association. Upon graduation, Boyer worked with the Canadian Men's Volleyball team, the Canadian Professional Rodeo Sport Medicine Team, Edmonton Brickmen Soccer Club, Red Deer College and the Sports Medicine Clinic in Oshawa, Ontario. In addition, he was a member of the athletic therapy staff for the 1993 World University Games and 1995 Pan American Games in Argentina.

Boyer's experience is not limited to his post graduation years. He has also worked as a student therapist at the Glen Sather Sports Medicine Clinic in Edmonton and was a therapist for both the University of Alberta Golden Bears Hockey Team and the Sherwood Park Crusaders Jr. 'A' Hockey Team.

Boyer and his wife Huguette have two sons; Dakota and Chet.

ASSISTANT ATHLETIC THERAPIST




**Schad
RICHEA**

Schad Richea has been the assistant athletic therapist with the Calgary Flames since the 2009-10 season.

Previously, he held the post as head athletic therapist for the University of Calgary Dinos. Richea holds a Masters of Education from the University of Washington, a Bachelor of Science in Kinesiology from the University of Waterloo and a post degree diploma in Sport's Injuries Management from Sheridan College. Richea is certified by both the CATA and NATA. Richea was the Assistant athletic therapist in the 2012 NHL All-Star game in Ottawa. Previous athletic therapy experience includes the Regina Pats of the WHL, minor league baseball with the Toronto Blue Jays, and National Wrestling Team.

Schad grew up playing hockey in Dysart, Saskatchewan and has resided in Calgary since 2003.

ATHLETIC THERAPIST/HEAD EQUIPMENT MANAGER



**Mark
DePASQUALE**


Equipment Manager Mark DePasquale enters his eighth season with the Calgary Flames, his fourth as the head equipment manager and his twentieth NHL season.

He was a member of the Chicago Blackhawks organization from 1989-1996/2001-2006 serving as the assistant equipment manager. DePasquale moved to Arizona in 1996 to spearhead the Jeremy Roenick Foundation that raised money for multiple charities in the greater Phoenix area. DePasquale also served as an assistant equipment manager for the Chicago Wolves (IHL) for the 2000-2001 season. DePasquale has worked the 1991 and 2008 NHL All-Star Games as well as the 2001 IHL All-Star Game. He represented Easton Hockey and worked with the gold medal winning Men's Canadian Olympic Hockey team at the 2010 Winter Olympic Games in Vancouver, B.C. On March 26, 2011 DePasquale hit the 1,000 game milestone for NHL games worked. He is a graduate of the University of Illinois at Chicago with a Bachelor of Science in Kinesiology.

DePasquale and his wife Kelly have a son and daughter (twins).

CALGARY FLAMES HOCKEY CLUB PERSONNEL

ASSISTANT EQUIPMENT MANAGER




**Corey
OSMAK**

Corey Osmak starts his fourth season with the Calgary Flames after spending four years as the assistant equipment manager with the Los Angeles Kings. Prior to that, he spent five years as the head equipment manager of the Manitoba Moose in the American Hockey League and farm team of the Vancouver Canucks. He got started in the business with the Regina Pats of the Western Hockey League for two seasons before moving to Winnipeg.

Osmak and his wife Tami reside in Sherwood Park, Alberta.

REHABILITATION CONSULTANT



**Kent
KOBELKA**

Kent Kobelka is entering his third season as the rehabilitation consultant for the Calgary Flames in addition to acting as the medical coordinator for Hockey Canada. He is also the physiotherapist for the Canadian Sports Centre in Calgary where he treats Olympic athletes from several different sports.

Kobelka has worked with Canada's national men's hockey team over the past eight seasons and has been a staff member of several championship teams; winning a gold medal with Canada's Men's Olympic Team at the 2010 Olympic Winter Games, silver medals at the 2008 and 2009 IIHF World Championship's and a gold medal at the 2007 and 2008 IIHF World Junior Championship's and a bronze medal at the 2012 IIHF World Junior Championship. He has also worked with Canada's national men's teams at numerous events, including the Spengler Cup and the Deutschland Cup.

Kobelka earned his Bachelor of Science in Physiotherapy from the University of British Columbia. A native of Lynn Lake, Manitoba, Kobelka currently resides in Calgary with his wife Wendy and their two children; Christopher and Charley Kate.

MASSAGE THERAPIST



**Bryan
LENTZ**

Bryan Lentz has been the massage therapist with the Calgary Flames in a full time capacity since 2005 and has worked in a part time role since the 2001-02 season.

Lentz obtained his Physical Education degree from Augustana University College, where he worked as a trainer with the Augustana Vikings Hockey Team. He then spent two seasons with the Olds Grizzlys (AJHL), winning the Centennial Cup in 1993-94.

Lentz successfully completed his Massage Therapy course in 1996, and has been practicing as a Registered Massage Therapist since. He continues to provide massage therapy treatments in a clinical setting, for athletes and the general public, maintaining an active client list of over 100 patients.

Lentz works closely with the team's medical staff, providing massage therapy to all athletes, for accelerated rehabilitation, recovery and improved performance.

Lentz and his wife Heather reside in Chestermere with their daughter Cassandra.

CALGARY FLAMES HOCKEY CLUB PERSONNEL



Ken King
President and CEO



Brian Burke
President of Hockey
Operations



Jay Feaster
General Manager



Michael Holditch
Senior Vice-President and
Assistant GM of Hockey
Operations



John Weisbrod
Assistant General Manager
of Player Personnel



Craig Conroy
Special Assistant to the
General Manager



Mike Burke
Director, Hockey
Administration



Sean O'Brien
Manager, Team
Services



Ron Sutter
Director, Player
Development



Chris Snow
Director, Video and
Statistical Analysis



Judy O'Brien
Executive Assistant to
Ken King



Brenda Koyich
Exec. Asst. to GM and
President Hockey
Operations



Anita Cranston
Exec. Asst. to Sr. VP of
Hockey Operations/AGM



Bob Hartley
Head Coach



Jacques Cloutier
Associate Coach



Martin Gelin
Assistant Coach



Clint Malarchuk
Goaltending Coach



Jamie Pringle
Senior Video Analyst



Rich Hesketh
Strength & Conditioning
Coach



Mark DePasquale
Equipment Manager



Corey Osmak
Assistant Equipment
Manager



Morris Boyer
Athletic Therapist



Schad Richea
Assistant Athletic
Therapist



Kent Kobelka
Rehabilitation
Consultant



Bryan Lentz
Massage Therapist

CALGARY FLAMES HOCKEY CLUB PERSONNEL



Dr. Kelly Brett
Head Team Physician



Dr. Jim Thorne
Team Primary Care
Physician



Dr. Richard Boorman
Team Orthopedic Surgeon



Dr. Nicholas Mohtadi
Team Orthopedic Surgeon



Dr. Bill Blair
Team Dental Surgeon



Dr. Kristin Yont
Team Dentist



Todd Button
Director, Amateur
Scouting



Todd Woodcroft
Scouting Director



Mike Addesa
Scout



Frank Anzalone
Scout



Brandon Benning
Scout



Jim Cummins
Scout



Michel Goulet
Pro Scout



Ari Haanpaa
Scout



Bobbie Hagelin
Scout



Steve Leach
Pro Scout



Bob MacMillan
Scout



Fred Parker
Scout



Steve Pleau
Pro Scout



Rob Sumner
Scout



Ritchie Thibeau
Scout



Tom Webster
Scout



David Volek
Pro Scout



Troy G. Ward
Head Coach
Abbotsford Heat



Robbie Ftorek
Assistant Coach
Abbotsford Heat



Jordan Sigalet
Goaltending Coach
Abbotsford Heat



Vince Fedorowich
Athletic Therapist
Abbotsford Heat



Peter Bureau
Equipment Manager
Abbotsford Heat

CALGARY FLAMES HOCKEY CLUB OFFICE STAFF



John Bean
Chief Operating Officer



Jim Bagshaw
VP, Advertising,
Sponsorship and
Marketing



Rollie Cyr
VP, Sales, Ticketing
and Customer Service



Peter Hanlon
VP, Communications



Jim Peplinski
VP, Business Development



Libby Raines
VP, Building Operations



Mark Vaillant
VP, Food and Beverage



Ken Zaba
VP, Finance and
Administration



Pat Halls
Senior Director,
Sponsorship & Sales



Rob Blanchard
Director, Building
Operations



Mike Franco
Director, Sales



Jillian Frechette
Director, Marketing



Brent Gibbs
Director, Retail



Kevin Gross
Director, Corporate
Sponsorship



Deniece Kennedy
Director, Business
Analytics



Marc Leost
Director,
Customer Service



Georgie Macleod
Director, Game
Entertainment



Betty Mah
Director,
Human Resources



Mike Mungliello
Director, Executive
Suites



Carlo Petrini
Director, Broadcast
and Production



Mark Stiles
Director,
Sponsorship Sales



Candice Goudie
Executive Director,
Flames Foundation for Life



Bob Godun
Manager, Security,
Parking and Loss
Prevention



HOCKEY HALL OF FAME

Brookfield Place, 30 Yonge Street, Toronto, Ontario
Phone: 416-360-7765 Website: www.hhof.com

DOUG GILMOUR - Player, 1988 to 1992 **Inducted 2011**

On June 28, 2011, it was announced that Douglas Robert Gilmour will be honoured with induction into the Hockey Hall of Fame. He was born June 25, 1963 in Kingston, Ontario, and had a 20-year NHL career.

In 1980-81, his first year with the Cornwall Royals (OHL), Gilmour was 5'9" and 150 pounds. After an early injury curtailed his effectiveness in Cornwall's 1981 Memorial Cup championship, he returned to score 46 goals and 119 points in 1981-82.

Cornwall repeated as Memorial Cup champions and Gilmour, who had been passed over in his first year of draft eligibility, was selected by the St. Louis Blues in the seventh round, 134th overall. He was returned to junior hockey by the Blues for the 1982-83 season and set the OHL on fire with 70 goals and 177 points, capturing the Eddie Powers Trophy as the OHL's leading scorer. He set a record with a 55 consecutive games scoring streak and was named the league's most valuable player.

St. Louis signed him and he joined the team two weeks before the 1983-84 season. The Blues' captain at the time, Brian Sutter, nicknamed Gilmour "Killer" for his intensity.

After three full seasons hovering around 50 points, Gilmour began to play a more open game and during the 1986 playoffs, he had 21 points in 19 games when the Blues came within a game of advancing to the Stanley Cup Final. The next season, 1986-87, he finished the regular schedule with a career-high 42 goals and 105 points and was selected to represent Team Canada at the 1987 Canada Cup. He scored two important goals in the series against the Soviet Union and was instrumental in Canada's victory at the tournament.

After another solid season in St. Louis, Gilmour was traded to the Calgary Flames at the beginning of the 1988-89 campaign. In Calgary, Gilmour continued his strong play in the playoffs, adding 22 points in 22 games as the Flames won the Stanley Cup in 1989. Gilmour scored the series-winning goal in Game Six of the Final against Montreal. Halfway through the 1991-92 season he was traded to the Toronto Maple Leafs in a blockbuster deal involving 10 players; the largest trade in league history.

Gilmour set a Leafs franchise record with 127 points in his first full season with Toronto in 1992-93. He became only the second Leaf after Darryl Sittler to register over a hundred points in a season and also led the team to within a game of the Stanley Cup Final, placing second in playoff scoring and leading the league with 25 assists. Gilmour placed second to Mario Lemieux in the race for the Hart Trophy as the league's most valuable player but won the Selke Trophy as the top defensive forward, a remarkable achievement for a player with such offensive numbers.

Gilmour had 111 points the next season, earning his second consecutive spot in the All-Star Game. He once again led the Leafs to the semi-finals in the playoffs. Gilmour was named the team captain in 1994-95 before the lockout-shortened season and remained a popular player in Toronto even as the team began to struggle. When the Leafs went into rebuilding mode midway through the 1996-97 season, Gilmour was sent to the New Jersey Devils. He spent one full season with the defence-oriented Devils and was signed as a free agent by the Chicago Blackhawks in the summer of 1998.

In the spring of 2000, he was traded to the Buffalo Sabres, then signed on as a free agent with the Montreal Canadiens in October 2001 and went on to play parts of two seasons with the Habs before he was dealt back to Toronto at the trade deadline in 2003.

He officially announced his retirement on September 8, 2003. Gilmour registered 1414 points on the strength of 450 goals and 964 assists in 1,474 regular season games. He added 188 points (60 goals and 128 assists) in 182 playoff games.

On January 31, 2009, Gilmour became the 17th player to be honoured by the Toronto Maple Leafs when his number 93 was raised to the rafters of the Air Canada Centre.

JOE NIEUWENDYK - Player, 1986 to 1995 **Inducted 2011**

On June 28, 2011, it was announced that Joe Nieuwendyk would be honoured with induction into the Hockey Hall of Fame. Born in Oshawa, Ontario on September 10, 1966, and then raised in neighbouring Whitby, Joe Nieuwendyk played college hockey at Cornell University in New York State. Nieuwendyk spent three years on the Ivy League school's team and was twice named to the ECAC's First All-Star Team (1986 and 1987). He was also selected as an All-American in both years.

In 1985, after Nieuwendyk's freshman year at Cornell, the Calgary Flames were sufficiently impressed to draft him in the second round, 27th overall. In his first full season as a Flame (1987-88), the young centre scored 51 goals and 92 points, becoming only the second NHL player after Mike Bossy to score 50 goals in his rookie season. Nieuwendyk's totals also included an eye-popping 31 power-play goals and 8 game-winners, and he was rewarded with the Calder Trophy as the league's top rookie.

In Nieuwendyk's second season with the Flames he won the Stanley Cup, again scoring 51 goals. In 1991, he was named captain of the Flames. When knee problems prevented Nieuwendyk from playing early in the 1995-96 season, the Flames found few takers on the trade market. Finally, in December 1995, the Flames traded Nieuwendyk to the Dallas Stars for Jarome Iginla and Corey Millen.



HOCKEY HALL OF FAME

Brookfield Place, 30 Yonge Street, Toronto, Ontario
Phone: 416-360-7765 Website: www.hhof.com

Nieuwendyk missed most of the 1998 playoff due to a knee injury. However, in 1999, his health and luck returned as Nieuwendyk scored 6 game-winning goals in the playoffs to lead the Stars to victory over the Buffalo Sabres in the Stanley Cup Finals. That spring, he was recipient of the Conn Smythe Trophy as the playoff MVP.

Joe went on to play parts of two more seasons with the Stars before he was traded to the New Jersey Devils. Following his arrival in New Jersey, Nieuwendyk reached numerous milestones, including the 500 goal-plateau, 500 assists and 1,000 points.

In 2003, Nieuwendyk earned his third career Stanley Cup ring despite missing the Devils' Final due to injury. Later that summer he signed as a free agent with the Toronto Maple Leafs where he suited up for one season before opting to move on to the Florida Panthers in the summer of 2005.

Nieuwendyk's first season with the Florida Panthers saw the centre tally 56 points in 65 games, however, the club failed to qualify for the playoffs that spring. Due to chronic back problems, Nieuwendyk retired three months into his second season with the Panthers.

Joe Nieuwendyk left the NHL as one of the most respected players of his time, collecting 564 goals and 562 assists for 1,126 points through 1,257 regular season games. In playoff action, he added 66 goals and 50 assists for 116 points in 158 games.

Besides three Stanley Cup championships, Nieuwendyk won the Calder Trophy in 1988, the King Clancy Trophy (for dedication to his community) in 1995 and the Conn Smythe Trophy in 1999.

On the international stage, Nieuwendyk represented Canada at the 1986 World Junior Championships, at the 1990 World Championships, and is a two-time member of Canada's Winter Olympic team (1998 and 2002).

DARYL K. "DOC" SEAMAN - Owner, 1980 to 2009 **Inducted 2010**

On June 22, 2010, it was announced that Daryl K. "Doc" Seaman, a founding owner of the Calgary Flames, would be inducted into the Builder Category in the Hockey Hall of Fame.

Doc Seaman was born in Rouleau, Saskatchewan. He became one of Alberta's most successful oilmen and industrialists through his company, Bow Valley Industries, along with many other ventures. He and his brothers, B.J. and Don Seaman, were among the first wave of adventurous oilmen who pioneered the industry after the Second World War. Doc Seaman's war record was itself remarkable; he flew 82 successful combat missions out of North Africa as a sub-hunting pilot, earning a Government of France citation for bravery.

An original Calgary Flames owner, Doc Seaman followed the team passionately. Besides bringing the Flames to Calgary, he was a key player in building the Saddledome and bringing the 1988 Olympic Winter Games to Calgary.

A true hockey fan, Doc Seaman joined a small group of visionaries to save Canadian hockey from mediocrity at a time when the European game was becoming dominant. Canada's five straight junior hockey gold medal wins have their roots in Project 75, now called the Seaman Hotchkiss Hockey Foundation. He was a strong supporter of Hockey Canada's grassroots development program.

Among his numerous awards and achievements, Doc Seaman was the founding governor of the Hockey Canada Foundation in 1979; named an Officer, Order of Canada in 1993; elected to the Alberta Sports Hall of Fame in 2007; and received the Alberta Order of Excellence in 2008.

Doc Seaman becomes the second member of the Flames ownership group to be elected to the Hockey Hall of Fame. Harley N. Hotchkiss received the honour as a member of the Class of 2006. Daryl K. "Doc" Seaman passed away on Sunday, January 11, 2009, at the age of 86.

AL MACINNIS - Player, 1981 to 1994 **Inducted 2007**

On November 12, 2007, Al MacInnis became the 10th member in the history of the Calgary Flames organization to be honoured with induction into the Hockey Hall of Fame.

Born Allan MacInnis on July 11, 1963, in Port Hood, Nova Scotia, he played junior hockey for the Kitchener Rangers beginning in 1980-81. During the summer of 1981, MacInnis was drafted in the first round, 15th overall, by the Flames. Although he played a handful of games for the Flames in both 1981-82 and 1982-83, MacInnis continued his junior career, which included a Memorial Cup championship in 1982.

After spending the early part of the 1983-84 season with the CHL's Colorado Flames, MacInnis became a full-time member of the Calgary Flames blue line later that season, playing 51 games and scoring 11 goals and 34 assists for 45 points.



HOCKEY HALL OF FAME

Brookfield Place, 30 Yonge Street, Toronto, Ontario
Phone: 416-360-7765 Website: www.hhof.com

MacInnis spent 13 seasons with Calgary before moving to St. Louis, but left Alberta having evolved into one of the most effective defencemen in the NHL. While with the Flames, he played in eight All-Star Games, but more importantly, was a key component of a Stanley Cup championship for Calgary in 1989, the first in franchise history. For his contributions in the playoffs that spring, including 7 goals and 24 assists in 22 games, MacInnis was awarded the Conn Smythe Trophy. In 803 games played, MacInnis recorded 822 points as a member of the Flames. He also holds the career franchise record for assists (609).

HARLEY N. HOTCHKISS - Owner, 1980 to 2011 **Inducted 2006**

On June 28, 2006, Flames co-owner Harley Hotchkiss received the prestigious honour of election to the Hockey Hall of Fame. Hotchkiss; the youngest of six children was raised on a farm near Tillsonburg, Ontario. He spent his winters on the pond playing hockey, emulating his beloved Toronto Maple Leafs. His idol was Syl Apps. In addition to dreaming of playing in the NHL, the young Hotchkiss also planned a second career in the business world, just in case. The game of hockey was the beneficiary of Harley's practical side as he has used his business success to ensure the growth and development of hockey in Canada.

An original member of the Flames ownership group, Harley Hotchkiss was among the group of local businessmen who introduced the National Hockey League to the City of Calgary in the spring of 1980. The pinnacle of their storied history occurred in 1989 when the Flames captured the Stanley Cup. Of his numerous contributions to the game, one of his most notable efforts and role on behalf of the NHL were to find a resolution to the NHL labour dispute that forced the cancellation of the 2004-05 season. Hotchkiss served six two-year terms as chairman of the NHL Board of Governors.

Harley Hotchkiss was an avid supporter of Hockey Canada and through his efforts the Flames continue to make annual financial contributions to Hockey Canada for the continued development and growth of the game. With the investment in bringing the NHL to Calgary, the purchase of the Flames funded the creation of the Centre of Excellence that offered coaching clinics, research in hockey development and sports injuries as well as athletic scholarships to Canadian universities. The introduction of Project 75, now known as the Seaman Hotchkiss Hockey Foundation, contributed over \$8 million that is distributed by Hockey Canada to benefit the game throughout the country.

His involvement in hockey reached from the grassroots to the top branch. As a young college athlete at Michigan State University, Harley Hotchkiss was a member of the 1950 Spartans varsity hockey club. His generosity for other like-minded hockey people was continuously demonstrated as he has made contributions for the construction of hockey arenas throughout Canada including Fox Valley, Saskatchewan, and Aylmer, Ontario. Harley Hotchkiss passed away on Wednesday, June 22, 2011.

PETER MAHER - Play-by-Play **Inducted 2006**

Calgary Flames play-by-play man Peter Maher was honoured by the Hockey Hall of Fame as the winner of the 2006 Foster Hewitt Memorial Award. Maher has been the voice of the Flames since the 1981-82 season. A native of Campbellton, New Brunswick, Maher's success as a hockey play-by-play voice led to his induction into the New Brunswick Sports Hall of Fame in 1996. Maher has also called World Championship games, six NHL All-Star games, and the Stanley Cup Finals in 1980, 1986, 1989 and 2004.

The award, named in honour of the late Foster Hewitt is presented in recognition of members of the radio and television industry who have made outstanding contributions to their profession and to the game of hockey.

CLIFF FLETCHER - General Manager, 1972 to 1991 **Inducted 2004**

After an outstanding 48-year career that continues in the NHL, Cliff Fletcher was elected to the Hockey Hall of Fame as a Builder in 2004. Fletcher began his hockey career in 1956 with the Montreal Canadiens organization, starting as a scout under Sam Pollock. He joined the St. Louis Blues, eventually earning the role of Assistant General Manager, and helped manoeuvre the Blues into the Stanley Cup Final during the first three years of the franchise's existence. Fletcher was hired as the inaugural General Manager of the Atlanta Flames. He helped orchestrate the franchise's subsequent move from Atlanta to Calgary in time for the 1980-81 season. During Fletcher's regime with the Flames, his teams made the playoffs 16 straight seasons and finished first in their division in 1987-88, 1988-89 and 1989-90. In 1988-89, the Calgary Flames won the Stanley Cup. Lured to Toronto in 1991, Fletcher spent six seasons as chief operating officer, president and general manager of the Maple Leafs. He was named the 1993 Executive of the Year by The Hockey News. As a team, Toronto improved by an incredible 32 points from 67 points in 1991-92 to a franchise-high 99 points in 1992-93. Following two seasons with the Tampa Bay Lightning as senior advisor to the General Manager, Fletcher was hired by the Phoenix Coyotes as executive vice-president and general manager. He is currently the senior executive vice-president of hockey operations of the Coyotes.



HOCKEY HALL OF FAME

Brookfield Place, 30 Yonge Street, Toronto, Ontario
Phone: 416-360-7765 Website: www.hhof.com

GRANT FUHR - Player, 1999-00, Goaltending Consultant, 2000-02 Inducted 2003

Following a career that saw him attain over 400 NHL wins and amass five Stanley Cup championships, fittingly, Grant Fuhr was elected to the Hockey Hall of Fame in his first year of eligibility. Although all five Cups (1984, 1985, 1987, 1988, 1990) were collected while backstopping the Edmonton Oilers, Fuhr completed his career as a member of the Calgary Flames. On October 22, 1999, the Flames defeated the Florida Panthers and Fuhr attained his 400th career win and became only the sixth goaltender in NHL history to reach that milestone. Fuhr's accomplishments include six All-Star Game appearances, Vezina Trophy (1987), Jennings Trophy (1994) and two Canada Cup titles (1984 and 1987).

JOE MULLEN - Player, 1985-86 to 1989-90 Inducted 2000

In 345 career games with Calgary (1985-86 to 1989-90), Mullen recorded 388 points (190 G, 98 A). In 17 NHL seasons (1979-80 to 1996-97) with St. Louis, Calgary, Pittsburgh and Boston, the three-time Stanley Cup winner recorded 1,063 points (502 G, 561 A) in 1,062 games. Mullen played in NHL All-Star games (1989, 1990 and 1994). He has won the Lady Byng Trophy (1987, 1989), NHL First All-Star Team (1989), NHL +/- Leader (1989), and won the Lester Patrick Trophy (1995).

MICHEL GOULET - Scout, 2010 to present Inducted 1998

Michel Goulet, a native of Peribonka, Quebec, played 1,089 regular season NHL games scoring 548 goals, 604 assists for 1,152 points and 825 penalty minutes. He started his pro career with the Birmingham Bulls in the World Hockey Association in 1978-79. Following the NHL/WHA merger, Goulet was declared eligible for the 1979 Entry Draft and was selected by the Quebec Nordiques. He spent 11 seasons with the Nordiques before being traded to the Chicago Blackhawks during the 1989-90 season. Goulet was inducted into the Hockey Hall of Fame in 1998, alongside former teammate Peter Stastny.

Goulet's number 16 was retired by the Nordiques before a large crowd at le Colisée de Québec where he enjoyed his most productive years. Goulet won two Stanley Cups with the Colorado Avalanche in 1996 and 2001 as director of player personnel.

GUY LAPOINTE - Assistant Coach and Scout, 1990-91 to 1998-99 Inducted 1993

Lapointe played 16 seasons in the NHL with the Montreal Canadiens, St. Louis Blues and Boston Bruins. One of the great players in the history of the game, Lapointe captured six Stanley Cup championships with the Canadiens ('71, '73 '76, '77, '78 and '79). Lapointe, along with teammates Serge Savard and Larry Robinson, formed one of the top defence corps in the NHL. In 884 career games, Lapointe recorded 622 points (171 G, 451 A).

LANNY McDONALD - Player, 1981-82 to 1988-89, Management, 1989-00 to 2001-03 Inducted 1992

On September 21, 1992, Lanny McDonald became the first Calgary Flames player to be inducted into the Hockey Hall of Fame. McDonald finished his NHL career with 500 goals, 506 assists and 1,006 points in 1,111 games—all milestone achievements. He played 492 career games with the Flames recording 406 points (215 G, 191 A). McDonald won the Bill Masterton Trophy (1982-83), the King Clancy Memorial Trophy (1987-88) and was named NHL Man-of-the-Year in 1988-89. He still holds the Flames record for most goals in a season (66 G, 1982-83) and scored the go-ahead goal in Calgary's Stanley Cup clinching win at Montreal in 1989.

BOB JOHNSON - Head Coach, 1982-83 to 1986-87 Inducted 1992

Robert "Badger Bob" Johnson was one of hockey's greatest boosters both in Calgary and throughout North America. He led Calgary to the franchises first 40-win season in 1984-85 and posted a Flames coaching record of 193-155-52 in 400 games. Johnson posted a career coaching record of 234-188-58 with Calgary (1982-83 to 1986-87) and Pittsburgh (1990-91). He led the Penguins to a Stanley Cup championship in 1991. "It's a great day for hockey" is a remark hockey fans will always remember.

GLENN HALL - Goaltending Consultant, 1988-00 Inducted 1975

During his 18 seasons in the NHL, Glenn "Mr. Goalie" Hall posted a 2.51 GAA and was consistently recognized as a top goaltender, being selected to the All-Star team 11 times. Hall led the NHL in shutouts for six seasons, including his rookie campaign when he won the Calder Trophy and had 84 regular season career shutouts. Hall still holds the record for most consecutive games by a goaltender, with 502, and appeared in 906 league games. He captured three Vezina Trophies, the Conn Smythe Trophy, one Stanley Cup and 13 All-Star Game appearances. In 1988 the Chicago Blackhawks retired Hall's jersey.

CALGARY FLAMES NHL ALL-STAR SELECTIONS

NHL ALL-STARS

(PLAYERS VOTED TO END OF SEASON 1ST OR 2ND ALL-STAR TEAM)

JAROME IGINLA

2008-09 (Calgary) 1st
2007-08 (Calgary) 1st
2003-04 (Calgary) 2nd
2001-02 (Calgary) 1st

DION PHANEUF

2007-08 (Calgary) 1st

MIikka KIPRUSOFF

2005-06 (Calgary) 1st

JOE MULLEN

1988-89 (Calgary) 1st

HAKAN LOOB

1987-88 (Calgary) 1st

AL MACINNIS

1993-94 (Calgary) 2nd
1990-91 (Calgary) 1st
1989-90 (Calgary) 1st
1988-89 (Calgary) 2nd
1986-87 (Calgary) 2nd

THEOREN FLEURY

1994-95 (Calgary) 2nd

GARY SUTER

1987-88 (Calgary) 2nd

LANNY McDONALD

1982-83 (Calgary) 2nd

BRAD McCRIMMON

1987-88 (Calgary) 2nd

MICHAEL VERNON

1988-89 (Calgary) 2nd



YOUNG STARS GAME

2003-04 Matthew Lombardi
2002-03 Jordan Leopold
2001-02 Robyn Regehr

NHL ALL-ROOKIE TEAMS

2005-06	Dion Phaneuf	1987-88	Joe Nieuwendyk
1997-98	Derek Morris	1985-86	Gary Suter
1996-97	Jarome Iginla	1983-84	Hakan Loob
1989-90	Sergei Makarov	1983-84	Jamie Macoun

ALL-STAR GAME APPEARANCES

2011-12	Jarome Iginla	1989-90	Al MacInnis, Joe Mullen,
2008-09	Jarome Iginla		Joe Nieuwendyk, Michael Vernon
2007-08	Jarome Iginla (Named Team Captain for Western Conference),	1988-89	Joe Mullen, Gary Suter,
	Dion Phaneuf		Joe Nieuwendyk, Michael Vernon
2006-07	Miikka Kiprusoff, Dion Phaneuf	1987-88	Al MacInnis, Brad McCrimmon,
2003-04	Jarome Iginla		Gary Suter, Joe Nieuwendyk,
2002-03	Jarome Iginla		Michael Vernon
2001-02	Jarome Iginla	1986-87	Rendezvous '87
1999-00	Valeri Bure, Phil Housley	1985-86	Gary Suter
1998-99	Theoren Fleury	1984-85	Al MacInnis, Paul Reinhart
1997-98	Theoren Fleury	1983-84	Lanny McDonald
1996-97	Theoren Fleury	1982-83	Lanny McDonald
1995-96	Theoren Fleury	1981-82	Pekka Rautakallio
1994-95	No All-Star Game	1980-81	Kent Nilsson
1993-94	Al MacInnis, Joe Nieuwendyk	1979-80	Kent Nilsson (Atlanta)
1992-93	Gary Roberts, Michael Vernon	1978-79	Challenge Cup
1991-92	Gary Roberts, Al MacInnis,	1977-78	Bill Clement (Atlanta)
	Theoren Fleury	1976-77	Tom Lysiak, Eric Vail (Atlanta)
1990-91	Al MacInnis, Theoren Fleury,	1975-76	Curt Bennett, Tom Lysiak (Atlanta)
	Gary Suter, Michael Vernon	1974-75	Curt Bennett, Tom Lysiak (Atlanta)
		1973-74	Al McDonough (Atlanta)
		1972-73	Randy Manery (Atlanta)

CALGARY FLAMES ALL-TIME TROPHY WINNERS

MARK MESSIER LEADERSHIP AWARD



BEST LEADER
2008-09 Jarome Iginla

VEZINA TROPHY



TOP GOALTENDER
2005-06 Miikka Kiprusoff

WILLIAM M. JENNINGS TROPHY



FEWEST GOALS AGAINST
2005-06 Miikka Kiprusoff

MAURICE "ROCKET" RICHARD TROPHY



MOST GOALS
2003-04 Jarome Iginla
2001-02 Jarome Iginla

LESTER B. PEARSON AWARD



MVP VOTED BY PLAYERS
2001-02 Jarome Iginla

ART ROSS TROPHY



MOST POINTS
2001-02 Jarome Iginla

BILL MASTERTON TROPHY



DEDICATION
1995-96 Gary Roberts
1982-83 Lanny McDonald

CALDER MEMORIAL TROPHY



TOP ROOKIE
1989-90 Sergei Makarov
1987-88 Joe Nieuwendyk
1985-86 Gary Suter
1976-77 Willi Plett
1974-75 Eric Vail

CONN SMYTHE TROPHY



PLAYOFF MVP
1988-89 Al MacInnis

KING CLANCY AWARD




HUMANITARIAN
CONTRIBUTION
2003-04 Jarome Iginla
1994-95 Joe Nieuwendyk
1987-88 Lanny McDonald

ALKA-SELTZER TROPHY

PLUS/MINUS AWARD
1990-91 Theoren Fleury (Tied)
1988-89 Joe Mullen
1987-88 Brad McCrimmon

LADY BYNG TROPHY



GENTLEMANLY CONDUCT
1988-89 Joe Mullen
1986-87 Joe Mullen
1978-79 Bob MacMillan



BECAUSE OF YOU

On June 20, devastating floods hit communities across southern Alberta. Although Calgarians bound together to assist with the needs of those affected in Calgary and surrounding areas, a financial need continued to grow. The Calgary Flames organization witnessed this devastation, not only first-hand but from the hands of many and made an initial donation of one million dollars to the Canadian Red Cross to support the families and businesses affected by the flood disaster.

The Canadian Red Cross has now begun the lengthy process of helping families recover and rebuild their lives, and in doing so the need for financial support continues and will continue for years to come. The Calgary Flames and the Flames Foundation for Life will continue to assist the communities in need, and through your contributions these affected communities will be rebuilt stronger than they were before. Thank you for your compassion and your generosity.

The Flames Foundation for Life is proud to support the Canadian Red Cross in their Alberta Flood Relief efforts.



PHOTO COURTESY OF THE CANADIAN RED CROSS

Kids Cancer Care Foundation

CAMP KINDLE



Camp Kindle is a camp for kids affected by cancer funded through the Kids Cancer Care Foundation of Alberta. Camp Kindle is 83 km northwest of Calgary, located in the Rocky Mountain Forest Reserve. The Kids Cancer Care Foundation of Alberta provides safe, quality camp experiences for young people and their families affected by cancer. Free weekend and summer camps offer kids across Alberta a chance to escape the rigours of cancer treatments for outdoor fun and adventure.

Camps are designed to meet the needs of the whole family at each stage in the cancer journey—from diagnosis through

treatment—with staff and volunteers who are fully qualified and trained to meet the unique needs of young people affected by cancer.

Camp Kindle is currently fundraising to

renovate and upgrade the existing roadways and buildings to bring the facility up to compliance for youth with illnesses, as well as build new facilities such as; a medical centre, swimming pool, climbing wall and challenge course. The challenge course

will include; a high ropes course, giant swing, climbing wall and double zip-line designed for kids with mobility issues.

***With your help, improvements
are being made to Camp Kindle
to assist youth and families
who have been affected
by cancer—helping kids
be kids.***



**kids
cancer care**

**camp
kindle**

BECAUSE OF YOU



COMMITMENT, DEDICATION
AND LEGACY...
ON AND OFF THE ICE!

Through various initiatives, the Calgary Flames Hockey Club and their charitable arm, the Flames Foundation for Life, continue to touch the lives of thousands of people through their commitment to education, medical research, health, and amateur sports and recreation. The Flames Foundation for Life's mission is to support initiatives that bring positive change to the lives of southern Albertans.

HEALTH

Rotary Flames House | Rotary Flames Park at Ronald McDonald House
Rotary Clubs of Calgary | Raise the Bar | 'NSTEP | Fresh Start Recovery Centre
Medical Research Programs – REACH!

AMATEUR SPORTS & RECREATION

Flames EvenStrength Program | Flames Community Arenas | Refrigerated Ice Rinks
RONA/Flames Foundation Renovation Projects | Amateur and Grassroots Sports
Matching Player Donations | Men's and Women's University Dino
and SAIT Trojans Hockey Teams


EDUCATION

Harley Hotchkiss Scholarship | George Pelawa/Calgary Flames Foundation Educational Fund
The Kinnear Centre for Creativity and Innovation

www.calgaryflames.com/foundation

CALGARY FLAMES COMMUNITY RELATIONS

Since its creation in 1983, the Flames Foundation for Life has served as the charitable arm of the Calgary Flames Hockey Club, offering much-needed funding to varied and far-reaching charities. Continuously evolving over its years in operation, the Flames Foundation now provides millions of dollars in contributions to these key pillars: amateur and grassroots sports, health, medical research and education. In keeping with the original mandate of the ownership group, the Flames Foundation for Life strives to bring positive change to the lives of thousands of southern Albertans.



Calgary Flames Celebrity Charity Golf Classic

Before the Calgary Flames hit the ice, the entire team, alumni, management, owners and hockey personnel hit the links with sponsors and fans for a day of golf. The 33rd annual event ran over two days, kicking off with a Hot Stove Luncheon with Jay Feaster and Bob Hartley on Monday, September 9. The following day all participants made their way to one of two beautiful golf courses, Country Hills Golf Club and The Hamptons Golf Club and wrapped up the event with dinner at the Red & White Club at McMahon Stadium. This year's tournament raised over \$365,000, and since its inception the tournament has raised over \$5 million for the Flames Foundation for Life. This year, the Foundation directed proceeds towards the Canadian Red Cross Alberta Flood Relief efforts and Camp Kindle through the Kids Cancer Care Foundation of Alberta.



Flames Ambassadors Celebrity Poker Tournament

Every year, the entire Calgary Flames team and coaching staff, along with alumni and local celebrities come together to lay their cards on the table for the Flames Foundation for Life. The 2013 Celebrity Poker Tournament raised \$250,000 for the Flames Foundation for Life, bringing the total raised over seven years in excess of \$2.75 million.



Coaching Clinic with Bob Hartley

Over 300 minor hockey coaches from around Calgary and surrounding areas attended a free coaching clinic lead by Head Coach, Bob Hartley and his coaching staff. Minor hockey coaches, participated in discussions with Flames coaches as well as were provided the opportunity to take to the ice with coaches and alumni.

Reading . . . Give it a Shot!

This will mark the 18th season Flames players have been visiting Grade Four, Five and Six students as part of the Reading . . . Give it a Shot! program. Last season's program included 55 schools and over 1,700 students. This Calgary Educational Partnership Foundation and Calgary Flames reading incentive program encourages students to read by combining player visits with a bookmark reward system. For every 100 minutes of reading, students are rewarded with a commemorative bookmark featuring Flames players.



Wheelchair Hockey

For over 30 years the Calgary Flames have been going to the Gordon Townsend School in the Alberta Children's Hospital for a game of wheelchair floor hockey, and for over 30 years the Townsend Tigers stand undefeated.

Alberta Children's Hospital Christmas Visit

Every December Calgary Flames players visit the Alberta Children's Hospital during the holiday season to make a special visit to patients while delivering a special gift.

continued on next page



Pond Hockey by ENMAX

This year will be the 15th season that the Calgary Flames team up with ENMAX and Calgary Hockey Development to match minor hockey players with their NHL heroes. Evenings of Pond Hockey by ENMAX take place on outdoor community rinks in January and February with Flames players and members of Calgary minor hockey.

Calgary Flames Better Halves Community Incentives

The Calgary Flames players' wives and girlfriends have embraced the team's commitment to the community by initiating new events and programs and participating in annual fundraisers each season.



Taste of the Twenties; Presented by Flames Better Halves and Scotiabank

The Flames Better Halves have revamped a classic event with the inaugural event, Taste of the Twenties. The event which saw 250 women come out to Flames Central to taste appetizers and drinks pairing from Concorde Group restaurants was a hit raising \$50,000 for the Flames Foundation for Life. The event which was themed around the 1920's era had entertainment, raffles, auction and the "Few of our Favourite Things" auction organized by the Better Halves.



Calgary Flames Holiday Sale

Each year, the Flames Better Halves participate in a holiday sale on the concourse during two Flames home games. Previous years have seen ornaments and cookbooks, this year the Flames Better Halves will organize a puck sale, selling Flames pucks, with which two thirds of them being autographed.



Ronald McDonald House Cooking Nights

The Flames Better Halves visit the Ronald McDonald House to cook for residing families. The Ronald McDonald House is a home away from home for out-of-town families with children in the hospital. Each of the Better Halves also bring presents to donate to the Magic Room, a room that kids—who reach milestones or celebrate a birthday while at the hospital—get to visit and can choose any present of their choice.

Inn from the Cold Easter Dinner

The Flames Better Halves visited Inn from the Cold, a safe-haven for homeless families, to serve up family dinner on Easter weekend. They decorated the hall, created an Easter egg hunt for the children and served dinner to the families living in the facility.



KPMG

KPMG will be donating \$100 for every point accumulated by Brodie, Backlund and Baertschi and direct it to their charities of choice.

CALGARY FLAMES PLAYER PROGRAMS

Through active community and player relations the Calgary Flames continue to endeavour, to develop and implement impactful and high profile community relations programs while establishing relationships with schools, youth sports, minor hockey and other charitable foundations.

While the Flames team programs continue to give back to the community, many Flames players also have personal commitments to charities and initiatives of their choosing. The players listed below have taken on additional personal commitments.



Mikael Backlund - Kids Cancer Care Foundation

Mikael Backlund donates \$150 for each point he earns during the season. He is also a huge advocate for the organization and donated time to organize floor hockey games, be a spokesperson in commercials and videos, donates tickets so groups of youth can come to games and meet him. This is his third season involved in the organization and his participation grows each year. Backlund recently lost his best friend to cancer this summer and since then has a drive to become a cancer advocate.



Sven Baertschi - Hockey HEROS

Sven Baertschi has signed up to become the Ambassador for Hockey HEROS, a program that allows underprivileged 6- to 18-year-olds play hockey. The organization also mentors the youth, prepares them for college and university and becomes a safe community for the kids. Baertschi will lend his time in attending practices where he can speak to them about respect on and off the ice, as well as the importance of getting an education and going after their dreams. He will also donate tickets to the kids and have them visit him after a game.



T.J. Brodie - Cystic Fibrosis

T.J. Brodie has asked to start an initiative with Cystic Fibrosis this season as his close cousin suffers from the disease and has already undergone a double lung transplant. We are in the initial planning stages of the program but are looking to develop skate guards that would be sold in FanAttic stores as well as online. The program is called, T.J. Brodie: Skate in Strides for Cystic Fibrosis. The guards would have #7 on them to represent T.J. as well as the Flames and Cystic Fibrosis logo's. Money raised from the guards would be donated to the cause and T.J. would donate a percentage of the sales that are also matched by the Flames Foundation for Life. T.J. will also promote the importance of becoming an organ donor and would like to use his cousins story to relay the importance.



Chris Butler - Big Brothers Big Sisters

Chris Butler is an ambassador for Big Brothers Big Sisters Calgary. He speaks on The Fan 960 about being involved in the program as well as attends events and school visits to meet with children and help mentor them. Butler also donates two game tickets every two weeks to a "Big" and their "Little". Following the game, the pair comes down to the Flames dressing room area to meet Butler and get an autograph.

continued on next page

CALGARY FLAMES PLAYER PROGRAMS




Mark Giordano - Habitat for Humanity

Mark Giordano is a spokesperson for Habitat for Humanity and appears in many of the organizations communication materials. He and his wife Lauren are chairs on the board of the Habitat for Humanity '5 for 5' initiative which raises funds for the construction of five homes in five different countries. Giordano donates \$25,000 to the program each year. Giordano is also one of the faces of the Flames and Calgary Educational Partnership Foundation's Reading ... Give it a Shot! program.



Curtis Glencross - Glencross Invitational Charity Roughstock event

Glencross has partnered with the Gord Bamford Foundation which offers underprivileged youth and single parent families in Canada an equal opportunity in life by providing funds to support education, healthcare and music. Glencross also held the second annual Glencross Invitational Charity Roughstock event raising over \$180,000 for the Ronald McDonald House Southern Alberta and Hockey Alberta. The two-day event saw a poker tournament as well as a rodeo held at Daines Rodeo Grounds.



Derek Smith - Special Olympics

Derek Smith has jumped on board to be the Special Olympics ambassador this year. Smith will be involved in the program by participating and assisting in coaching floor hockey games with the athletes. In addition to dedicating his time, he will also host groups of athletes to Flames games so they are able to attend as a team. The group of roughly 10 athletes will then get to go downstairs following the game to meet Smith and collect autographs.



Matt Stajan - Alberta Children's Hospital

Matt Stajan is a spokesperson for the Alberta Children's Hospital. The Flames forward donated a set of season tickets to youth receiving care at the hospital and will participate in the hospital's fundraising activities and events.




Lee Stempniak - Reading ... Give it a Shot!

Lee Stempniak is one of the faces of the Flames and Calgary Educational Partnership Foundation's Reading ... Give it a Shot! program. Stempniak will visit schools this season to reinforce the positive effects of literacy.

2012-13 CALGARY FLAMES TEAM AWARDS

THE J.R. McCAIG MEMORIAL AWARD

This award honours two Calgary Flames personnel, a player and staff member, who best exemplify Mr. McCaig's enduring virtues of respect, courtesy and compassion for all individuals he encountered both in his professional and everyday life.



Lee Stempniak and Gordie MacLeod accept the
2012-13 J.R. McCaig Award.



PREVIOUS J.R. McCAIG AWARD WINNERS

2011-12	2010-11	2009-10	2008-09	2007-08	2006-07	2005-06
Mark Giordano Art Hernandez	Tim Jackman Candice Goudie	Daymond Langkow Mike Duben	Craig Conroy Luke Dauray	Jarome Iginla Bob Godun	Stephane Yelle Gail Miller	Robyn Regehr Mark Stiles

THE RALPH T. SCURFIELD HUMANITARIAN AWARD

This award is presented annually to the Calgary Flames player who best exemplifies the qualities of perseverance, determination and leadership on the ice combined with dedication to community service.



Matt Stajan is presented with the 2012-13
Ralph T. Scurfield Humanitarian Award.




PREVIOUS SCURFIELD AWARD WINNERS


2011-12	Curtis Glencross	2001-02	Jarome Iginla	1993-94	Al MacInnis
2010-11	Cory Sarich	2000-01	Jarome Iginla	1992-93	Joel Otto
2009-10	Craig Conroy	1999-00	Robyn Regehr	1991-92	Bob Johnson
2008-09	David Moss	1998-99	Ed Ward	1990-91	Jamie Macoun
2007-08	Dion Phaneuf	1997-98	Ed Ward	1989-90	Tim Hunter
2006-07	Rhett Warrener	1996-97	Mike Sullivan	1988-89	Lanny McDonald
2005-06	Rhett Warrener	1995-96	Gary Roberts	1987-88	Jim Peplinski
2003-04	Martin Gelinias	1994-95	Not awarded	1986-87	Lanny McDonald
2002-03	Denis Gauthier				



THE **PLAYERS**







11

MIKAEL BACKLUND
CENTRE

BORN: Vasteras, SWE

DATE: March 17, 1989

HEIGHT: 6'0"

WEIGHT: 193 lbs.

SHOOTS: Left

HOW ACQUIRED: 1st round, 24th overall, in
the 2007 NHL Draft

CAREER RECORD

		REGULAR SEASON						PLAYOFFS				
SEASON	CLUB	LEA.	GP	G	A	PTS	PIM	GP	G	A	PTS	PIM
2005-06	Vasteras	SWE-2	12	2	2	4	14	-	-	-	-	-
2006-07	Vasteras	SWE-1	18	1	2	3	14	-	-	-	-	-
	Vasteras	SWE-2	7	5	4	9	8	5	1	0	1	4
2007-08	Vasteras	SWE-1	37	9	4	13	24	-	-	-	-	-
	Vasteras	SWE-2	9	7	6	13	20	-	-	-	-	-
	Sweden	WJC	6	3	4	7	10	-	-	-	-	-
2008-09	Vasteras	SWE-1	17	4	4	8	39	-	-	-	-	-
	Calgary	NHL	1	0	0	0	0	-	-	-	-	-
	Kelowna	WHL	28	12	18	30	26	19	13	10	23	26
2009-10	Abbotsford	AHL	54	15	17	32	26	13	1	8	9	14
	Calgary	NHL	23	1	9	10	6	-	-	-	-	-
2011	Sweden	WC	9	3	2	5	2	-	-	-	-	-
2010-11	Calgary	NHL	73	10	15	25	18	-	-	-	-	-
	Abbotsford	AHL	1	0	0	0	0	-	-	-	-	-
2011-12	Calgary	NHL	41	4	7	11	16	-	-	-	-	-
2012-13	Calgary	NHL	32	8	8	16	29	-	-	-	-	-
	Vasteras IK	Swe-2	23	12	18	30	22	-	-	-	-	-
TOTALS		NHL	170	23	39	62	69	-	-	-	-	-
		AHL	55	15	17	32	26	13	1	8	9	14
		WHL	28	12	18	30	26	19	13	10	23	26
		SWE-1	72	14	10	24	77	-	-	-	-	-
		SWE-2	39	24	28	52	50	5	1	0	1	4

BACKLUND VS NHL

TEAM	REGULAR SEASON						PLAYOFFS					
	GP	G	A	PTS	PIM		GP	G	A	PTS	PIM	
Anaheim.....	10	0	0	0	21		0	0	0	0	0	
Boston.....	3	0	0	0	0		0	0	0	0	0	
Carolina.....	3	1	0	1	2		0	0	0	0	0	
Chicago.....	11	1	2	3	2		0	0	0	0	0	
Colordao.....	11	1	4	5	8		0	0	0	0	0	
Columbus.....	7	2	2	4	2		0	0	0	0	0	
Dallas.....	6	1	2	3	2		0	0	0	0	0	
Detroit.....	10	2	1	3	2		0	0	0	0	0	
Edmonton.....	13	4	6	10	8		0	0	0	0	0	
Florida.....	2	0	0	0	0		0	0	0	0	0	
Los Angeles.....	8	1	0	1	2		0	0	0	0	0	
Minnesota.....	13	1	3	4	0		0	0	0	0	0	
Montreal.....	2	0	0	0	0		0	0	0	0	0	
Nashville.....	9	0	1	1	4		0	0	0	0	0	
New Jersey.....	3	0	3	3	0		0	0	0	0	0	
NY Islanders.....	3	0	0	0	0		0	0	0	0	0	
NY Rangers.....	1	0	0	0	0		0	0	0	0	0	
Ottawa.....	5	0	1	1	0		0	0	0	0	0	
Philadelphia.....	1	0	0	0	2		0	0	0	0	0	
Phoenix.....	8	2	3	5	4		0	0	0	0	0	
Pittsburgh.....	1	0	0	0	0		0	0	0	0	0	
St. Louis.....	7	0	2	2	2		0	0	0	0	0	
San Jose.....	11	1	4	5	2		0	0	0	0	0	
Tampa Bay.....	3	0	1	1	0		0	0	0	0	0	
Toronto.....	2	1	0	1	0		0	0	0	0	0	
Vancouver.....	13	4	2	6	6		0	0	0	0	0	
Washington.....	3	0	2	2	0		0	0	0	0	0	
Winnipeg.....	1	1	0	1	0		0	0	0	0	0	
TOTALS.....	170	23	39	62	69		0	0	0	0	0	

NHL HIGHLIGHTS

FIRSTS:

First GP: 01/08/2009 CGY 5 vs. NYI 2

First Goal: 01/28/2010 CGY 2 at PHX 3

First Asst: 01/30/2010 CGY 6 vs. EDM 1

MOSTS (1 GAME): MOST RECENT

Goals: 2 (2X) 10/21/2010 CGY 2 at DET 4

Assists: 3 (1X) 04/06/2011 CGY 6 vs. EDM 1

Points: 3 (1X) 04/06/2011 CGY 6 vs. EDM 1 (OG-3A)

SOG: 7 (1X) 04/08/2013 CGY 3 at COL 1

PIM: 17 (1X) 04/19/2013 CGY 3 vs. ANA 1

Multi-Pt Games: 6 04/12/2013 CGY 3 vs. PHX 2 (OG-2A)

LONGEST PERSONAL STREAKS:

Goals: 2 (1X) 01/23/2013 - 01/26/2013 (2G)

Assists: 4 (1X) 03/28/2010 - 04/04/2010 (5A)

Pts: 4 (1X) 03/28/2010 - 04/04/2010 (OG-5A)

CUPS:

None

BACKLUND

2012-13 HIGHLIGHTS

Started the season in the Swedish second division with his hometown team in Vasteras ... picked up an assist in the first game of the season on Jan. 20 ... scored his first goal of the season on Jan. 23 ... scored in back-to-back games Jan. 23 and Jan. 26 which tied a career-high ... scored his third goal (50th career point) on Feb. 8 before leaving the game with a grade 2 MCL sprain and was put on IR ... returned to the line up from injury on Mar. 8 ... scored his sixth goal, had a team-high four shots and went 10/15 in the face off circle on Apr. 5 ... had a pair of assists on Apr. 12 ... had a team-high five shots on net Apr. 15 ... had more penalty minutes in one game than all of the previous season when he was assessed 17 PIMS vs. ANA on Apr. 19 ... finished third on the Flames in takeaways with 28.

CAREER HIGHLIGHTS

2011-12: Had surgery on his pinky finger of his left hand during pre-season and missed the first 14 games of the season ... made his 2011-12 debut on Nov. 11 playing 15:49, had three shots, two hits and won 6/9 faceoffs ... played his 100th career game and made his home debut on the season on Nov. 15 ... picked up his first point of the season (assist) on Nov. 27 ... his first goal of the season was the game winner on Dec. 3 ... scored the game winning goal on Dec. 23 ... had a pair of assists on Jan. 10 ... injured his shoulder on Feb. 11 and was put on IR missing the last 26 games of the season
2010-11: Finished the season tied for 18th amongst NHL rookies with 10 goals... set career-highs in games played (73), registering 25 points (10 G, 15 A, 18 PIMS)... changed his jersey number from 60 to 11 for the 2010-11 season ... had his first career multi-goal game with a pair of goals on Oct. 21... scored his third goal on Nov. 9 ... led the team in shots (5) on Nov. 17 ... scored his first game-winning goal on Feb. 3 ... earned his 10th assist on Mar. 9... scored in back-to-back games Mar. 12-15 ... had a three-game point streak (2 G, 1 A) Mar. 12-17 ... had a career-high 3 assists on Apr. 6... **2009-10: FLAMES:** Played 23 games for the Flames and had 10 points, including one goal against PHX on Jan. 28... **HEAT (AHL):** Played 54 games for the Heat, registering 32 points (15 G, 17 A) in helping the team make the AHL's Calder Cup Playoffs... **PLAYOFFS:** Had nine points (1 G, 8 A) in 13 games as the Heat made it to the second round of the post-season... 2008-09: **FLAMES:** Made his NHL debut and recorded a shot in 10:44 of ice time for the Flames on Jan. 8 vs. NYI.

JUNIOR HIGHLIGHTS


2008-09: Joined the Kelowna Rockets of the WHL mid-way through their season... played 28 games for Kelowna and recorded 30 points (12 G, 18 A) as the Rockets finished third in the Western Conference... **PLAYOFFS:** Recorded 23 points (13 G, 10 A) and 26 PIMS in 19 games for Kelowna as they were crowned WHL Champions... **MEMORIAL CUP:** Had four assists in four games as the Rockets lost to Windsor in the Memorial Cup final.

INTERNATIONAL HIGHLIGHTS

2010-11: Played for Team Sweden in the 2011 World Championship in Slovakia and had five points (3 G, 2 A) for the silver medal winning Swedes...
2009-10: Played for Team Sweden in the 2010 World Championship in Germany and recorded an assist in six games as Sweden captured the bronze medal... **2008-09:** Played in the 2009 World Junior Championship in Ottawa and recorded seven points (5 G, 2 A) in six games for the silver medal winning Swedes... was named one of Sweden's top-three players for the tournament... **2007-08:** Played in the 2008 World Junior Championship in the Czech Republic and recorded seven points (3 G, 4 A) for the silver medal winning Swedish team.



SVEN
BAERTSCHI
LEFT WING **47**



47

SVEN BAERTSCHI

LEFT WING

BORN: Langenthal, CHE
DATE: October 5, 1992
HEIGHT: 5'9"
WEIGHT: 185 lbs.
SHOOTS: Left

HOW ACQUIRED: 1st round, 13th overall, in the 2011 NHL Draft

CAREER RECORD

SEASON	CLUB	LEA.	REGULAR SEASON					PLAYOFFS					
			GP	G	A	PTS	PIM	GP	G	A	PTS	PIM	
2008-09	Langenthal	Swiss-B	1	0	0	0	0	-	-	-	-	-	
2009-10	Langenthal	Swiss-B	37	6	5	11	10	-	-	-	-	-	
2010-11	Portland	WHL	66	34	51	85	74	21	10	17	27	16	
2011-12	Portland	WHL	47	33	61	94	36	22	14	20	34	10	
	Calgary	NHL	5	3	0	3	4	-	-	-	-	-	
	Switzerland	WJHC	2	0	0	0	0	-	-	-	-	-	
2012-13	Abbotsford	AHL	32	10	16	26	16	-	-	-	-	-	
	Calgary	NHL	20	3	7	10	6	-	-	-	-	-	
TOTALS			NHL	25	6	7	13	10	-	-	-	-	-
			AHL	32	10	16	26	16	-	-	-	-	-
			WHL	113	67	112	179	110	43	24	37	61	26
			Swiss-B	38	6	5	11	10	-	-	-	-	-

BAERTSCHI VS NHL

TEAM	REGULAR SEASON					PLAYOFFS				
	GP	G	A	PTS	PIM	GP	G	A	PTS	PIM
Anaheim.....	2	0	1	1	0	0	0	0	0	0
Colorado.....	2	0	1	1	0	0	0	0	0	0
Detroit.....	1	0	1	1	0	0	0	0	0	0
Edmonton.....	3	1	1	2	2	0	0	0	0	0
Minnesota.....	5	2	1	3	0	0	0	0	0	0
Nashville.....	1	0	2	2	0	0	0	0	0	0
Phoenix.....	3	1	0	1	0	0	0	0	0	0
St. Louis.....	1	1	0	1	0	0	0	0	0	0
San Jose.....	3	1	0	1	4	0	0	0	0	0
Vancouver.....	3	0	0	0	2	0	0	0	0	0
Winnipeg.....	1	0	0	0	2	0	0	0	0	0
TOTALS.....	25	6	7	13	10	0	0	0	0	0

NHL HIGHLIGHTS

FIRSTS:

First GP:..... 03/09/2012 CGY 5 vs. WPG 3
 First Goal:..... 03/11/2012 CGY 4 at MIN 3
 First Asst:..... 02/28/2013 CGY 4 at COL 5

MOSTS (1 GAME): MOST RECENT

Goals:..... 1 (6X) 04/25/2013 CGY 1 at STL 4
 Assists:..... 2 (1X) 04/23/2013 CGY 3 at NSH 4
 Points:..... 2 (2X) 04/23/2013 CGY 3 at NSH 4 (0G-2A)
 SOG:..... 3 (5X) 04/13/2013 CGY 4 at EDM 1
 PIM:..... 4 (1X) 01/20/2013 CGY 1 vs. SJS 4
 Multi-Pt Games:..... 2 04/23/2013 CGY 3 at NSH 4 (0G-2A)

LONGEST PERSONAL STREAKS:

Goals:..... 3 (1X) 03/11/2012 - 03/15/2012 (3G)
 Assists:..... 4 (1X) 04/17/2013 - 04/23/2013 (5A)
 Pts:..... 7 (1X) 04/13/2013 - 04/25/2013 (3G-6A)

CUPS:

None

2012-13 HIGHLIGHTS

Played in 32 games with the Abbotsford Heat scoring 10 goals and 16 assists for 26 points and 16 PIMS ... sidelined with a hip flexor injury on Jan. 26 and missed 11 games ... played his first game back on Feb. 23 after a hip flexor injury ... picked up his first NHL assist and first point of the season on Feb. 28 ... assigned to Abbotsford on Mar. 8 ... recalled from Abbotsford on Apr. 7 ... scored his first goal of the season and added an assist for his first career multi-point game on Apr. 13 ... netted his second goal in back-to-back games on Apr. 15 ... has a career-high seven game point streak (3+4) Apr. 13-25 which tied the team-high for the season.

CAREER HIGHLIGHTS

2011-12: Played in 5 games for Calgary scoring 3 goals with 4 PIM ... made his NHL debut on Mar. 9 vs. WPG and scored his first NHL goal on Mar. 11 vs. MIN (Matt Hackett) ... played in 47 games for Portland in the WHL collecting 94 points (33 G, 61 A) and 35 PIM ... finished 10th in WHL scoring and 8th in assists ... also appeared in 22 post season games scoring 14 goals and adding 20 assists for 34 points, which was the top scorer for WHL Playoffs ... named WHL Player of the Week three times and named to WHL's Western Conference Second All-Star Team ... **2010-11:** In his debut WHL season with Portland he had 85 points (34 G, 51 A) and 74 PIM in 66 games ... he led all WHL rookies in goals and points and finished 2nd for the Jim Piggott Memorial Trophy for Rookie of the Year ... **2009-10:** Played in 37 games for SC Langenthal (Swiss B) recording 11 points (6 G, 5 A) and 10 PIM ... drafted 7th overall by Portland in 2010 Canadian Hockey League Import Draft.

INTERNATIONAL HIGHLIGHTS

2012: Played in 2 games for Switzerland at the 2012 IIHF World Junior Championship in Calgary before getting injured ... **2011:** Played 6 games netting a goal and an assist for Switzerland at the 2011 IIHF World Junior Championship in Buffalo, NY.





17

LANCE BOUMA

LEFT WING

BORN: Provost, AB
DATE: March 25, 1990
HEIGHT: 6'1"
WEIGHT: 211 lbs.
SHOOTS: Left

HOW ACQUIRED: 3rd round, 78th overall, in the 2008 NHL Draft

CAREER RECORD

		REGULAR SEASON						PLAYOFFS				
SEASON	CLUB	LEA.	GP	G	A	PTS	PIM	GP	G	A	PTS	PIM
2005-06	Vancouver	WHL	5	1	3	4	0	-	-	-	-	-
2006-07	Vancouver	WHL	49	3	5	8	31	22	3	3	6	12
2007-08	Vancouver	WHL	71	12	23	35	93	10	0	1	1	8
2008-09	Vancouver	WHL	48	9	16	25	116	17	7	5	12	30
2009-10	Vancouver	WHL	57	14	29	43	134	16	4	13	17	47
	Abbotsford	AHL	-	-	-	-	-	5	1	0	1	2
2010-11	Abbotsford	AHL	61	12	8	20	53	-	-	-	-	-
	Calgary	NHL	16	0	1	1	2	-	-	-	-	-
2011-12	Abbotsford	AHL	31	3	3	6	53	-	-	-	-	-
	Calgary	NHL	27	1	2	3	11	-	-	-	-	-
2012-13	Calgary	NHL	0	0	0	0	0	-	-	-	-	-
	Abbotsford	AHL	3	1	0	1	2	-	-	-	-	-
TOTALS		NHL	43	1	3	4	13	-	-	-	-	-
		AHL	95	16	11	27	108	5	1	0	1	2
		WHL	262	58	120	178	284	28	6	4	10	27

BOUMA VS NHL

TEAM	REGULAR SEASON					PLAYOFFS				
	GP	G	A	PTS	PIM	GP	G	A	PTS	PIM
Anaheim.....	7	0	0	0	0	0	0	0	0	0
Chicago.....	2	0	1	1	0	0	0	0	0	0
Colorado.....	2	0	0	0	0	0	0	0	0	0
Dallas.....	3	0	0	0	0	0	0	0	0	0
Detroit.....	1	0	0	0	0	0	0	0	0	0
Edmonton.....	4	0	0	0	0	0	0	0	0	0
Los Angeles.....	5	0	0	0	0	0	0	0	0	0
Minnesota.....	2	1	0	1	0	0	0	0	0	0
New Jersey.....	1	0	0	0	0	0	0	0	0	0
Ottawa.....	1	0	0	0	0	0	0	0	0	0
Philadelphia.....	1	0	1	1	0	0	0	0	0	0
Phoenix.....	4	0	0	0	4	0	0	0	0	0
St. Louis.....	2	0	0	0	0	0	0	0	0	0
San Jose.....	3	0	0	0	0	0	0	0	0	0
Toronto.....	1	0	0	0	2	0	0	0	0	0
Vancouver.....	4	0	1	1	7	0	0	0	0	0
TOTALS	43	1	3	4	13	0	0	0	0	0

NHL HIGHLIGHTS

FIRSTS:

First GP:02/05/2011 CGY 3 vs. LAK 4
 First Asst:02/07/2011 CGY 3 vs. CHI 1
 First Goal:01/07/2012 CGY 3 vs. MIN 1

MOSTS (1 GAME): MOST RECENT

Goals:1 (1X) 01/07/2012 CGY 3 vs. MIN 1
 Assists:1 (3X) 02/25/2012 CGY 4 vs. PHI 5
 Points:1 (4X) 02/25/2012 CGY 4 vs. PHI 5 (0G-1A)
 SOG:4 (1X) 01/07/2012 CGY 3 vs. MIN 1
 PIM:5 (1X) 02/11/2012 CGY 3 vs. VAN 2

LONGEST PERSONAL STREAKS:

Goals:1 (1X) 01/07/2012 - 01/07/2012 (1G)
 Assists:1 (3X) 02/25/2012 - 02/25/2012 (1A)
 Pts:1 (4X) 02/25/2012 - 02/25/2012 (0G-1A)

CUPS:

None

2012-13 HIGHLIGHTS

Played three games with the Abbotsford Heat netting one goal before missing the remainder of the season with a knee injury.

CAREER HIGHLIGHTS

2011-12: Played 31 games with the Abbotsford Heat (AHL) scoring three goals and adding three assists for six points and 53 penalty minutes ... **FLAMES** recalled from Abbotsford on Jan. 7 ... scored his first NHL goal on Jan. 7 in a 3-1 win vs. Minnesota ... missed Jan. 24 with a foot injury ... registered his first NHL assist on Feb. 11 ... left the game on Mar. 4 with an upper body injury and missed eight games returning on Mar. 22 **2010-11:** Played 61 games for the Abbotsford Heat (AHL) scoring 12 goals and 8 assists for 20 points and 53 penalty minutes ... finished second on the Heat in rookie goals (12), third in rookie points (20) and first in rookie PIMS (53) ... tied for the team lead in power-play goals (6) ... was called up to the Flames on Feb. 3 ... recorded his first NHL point (assist) on Feb. 7 vs. CHI ... played in five games with the Flames before being reassigned to Abbotsford on Feb. 17 ... recalled from Abbotsford on Mar. 11 ... played 11 of the final 12 games with the Flames before being reassigned to Abbotsford on Apr. 7 ... After finishing the season with the Vancouver Giants (WHL) joined the Abbotsford Heat (AHL) for the playoffs ... Played in five games for the Abbotsford Heat in the second round of the playoffs against Hamilton and scored his first professional goal.

JUNIOR HIGHLIGHTS

2009-10: Played his final year of junior hockey with the Vancouver Giants where he was named team captain ... in 57 regular season games he netted 14 goals and 29 assists with 134 PIMS ... **PLAYOFFS:** Played 16 playoff games scoring four goals and 13 assists and led the team with 47 PIMS ... **2008-09:** Played 48 regular season games scoring nine goals and 16 assists and led the team with 116 PIMS... **PLAYOFFS:** Played 17 playoff games tying the team lead with seven goals, adding five assists along with 30 PIMS ... **2007-08:** Played in 71 regular season games netting 12 goals, adding 23 assists and 93 PIMS... **PLAYOFFS:** Played 10 playoff games and had one assist ... **2006-07:** Played 49 regular season games scoring three goals and five assists ... played for Team Alberta at the 2007 Canada Winter Games where he scored a pair of goals ... **PLAYOFFS:** Played 22 playoff games and was second in rookie playoff scoring with three goals and three assists en route to the WHL Finals ... hosted and won the 2007 Memorial Cup ... **2005-06:** Second round pick in the WHL Bantam Draft ... played five games with the Giants as a 15-year-old and scored one goal and added three assists.





7

T.J. BRODIE

DEFENCE

BORN: Chatham, ON
DATE: June 7, 1990
HEIGHT: 6'1"
WEIGHT: 179 lbs.
SHOOTS: Left

HOW ACQUIRED: 4th round, 114th overall, in the 2008 NHL Draft

CAREER RECORD

		REGULAR SEASON						PLAYOFFS					
SEASON	CLUB	LEA.	GP	G	A	PTS	PIM	GP	G	A	PTS	PIM	
2006-07	Saginaw	OHL	20	0	4	4	23	3	0	1	1	2	
2007-08	Saginaw	OHL	68	4	26	30	73	4	0	3	3	2	
2008-09	Saginaw	OHL	63	12	38	50	67	8	3	6	9	8	
2009-10	Saginaw	OHL	19	4	19	23	20	-	-	-	-	-	
	Barrie	OHL	46	3	30	33	38	17	1	14	15	14	
2010-11	Abbotsford	AHL	68	5	29	34	32	-	-	-	-	-	
	Calgary	NHL	3	0	0	0	2	-	-	-	-	-	
2011-12	Abbotsford	AHL	12	1	2	3	10	-	-	-	-	-	
	Calgary	NHL	54	2	12	14	14	-	-	-	-	-	
2012-13	Calgary	NHL	47	2	12	14	8	-	-	-	-	-	
	Canada	WC-A	7	0	1	1	0	-	-	-	-	-	
TOTALS		NHL	104	4	24	28	24	-	-	-	-	-	
		AHL	80	6	31	37	42	-	-	-	-	-	
		OHL	216	23	117	140	221	32	4	24	28	26	

BRODIE VS NHL

TEAM	REGULAR SEASON						PLAYOFFS					
	GP	G	A	PTS	PIM		GP	G	A	PTS	PIM	
Anaheim.....	6	0	2	2	0		0	0	0	0	0	
Boston.....	1	0	0	0	0		0	0	0	0	0	
Carolina.....	1	0	1	1	0		0	0	0	0	0	
Chicago.....	7	0	1	1	2		0	0	0	0	0	
Colorado.....	6	0	0	0	0		0	0	0	0	0	
Columbus.....	6	0	2	2	2		0	0	0	0	0	
Dallas.....	5	0	2	2	0		0	0	0	0	0	
Detroit.....	6	0	2	2	2		0	0	0	0	0	
Edmonton.....	9	0	2	2	0		0	0	0	0	0	
Florida.....	2	0	0	0	0		0	0	0	0	0	
Los Angeles.....	7	1	1	2	2		0	0	0	0	0	
Minnesota.....	8	1	3	4	4		0	0	0	0	0	
Montreal.....	1	0	1	1	0		0	0	0	0	0	
Nashville.....	6	1	2	3	2		0	0	0	0	0	
New Jersey.....	1	0	0	0	0		0	0	0	0	0	
NY Islanders.....	1	0	0	0	0		0	0	0	0	0	
Ottawa.....	2	0	0	0	0		0	0	0	0	0	
Philadelphia.....	1	0	0	0	0		0	0	0	0	0	
Phoenix.....	6	0	1	1	4		0	0	0	0	0	
St. Louis.....	5	0	1	1	2		0	0	0	0	0	
San Jose.....	5	0	1	1	4		0	0	0	0	0	
Tampa Bay.....	1	0	0	0	0		0	0	0	0	0	
Toronto.....	1	0	1	1	0		0	0	0	0	0	
Vancouver.....	8	0	0	0	0		0	0	0	0	0	
Washington.....	1	0	1	1	0		0	0	0	0	0	
Winnipeg.....	1	0	0	0	0		0	0	0	0	0	
TOTALS.....	104	4	24	28	24		0	0	0	0	0	

NHL HIGHLIGHTS

FIRSTS:

First GP: 10/07/2010 CGY 0 at EDM 4
 First Goal: 11/27/2011 CGY 5 at MIN 2
 First Asst: 11/18/2011 CGY 5 vs. CHI 2

MOSTS (1 GAME): MOST RECENT

Goals: 1 (4X) 04/23/2013 CGY 3 at NSH 4
 Assists: 2 (3X) 04/21/2013 CGY 4 at MIN 1
 Points: 2 (3X) 04/21/2013 CGY 4 at MIN 1 (0G-2A)
 SOG: 6 (1X) 12/30/2011 CGY 3 at OTT 4
 PIM: 2 (12X) 04/05/2013 CGY 1 at SJS 2
 Multi-Pt Games: 3 04/21/2013 CGY 4 at MIN 1 (0G-2A)

LONGEST PERSONAL STREAKS:

Goals: 1 (4X) 04/23/2013 - 04/23/2013 (1G)
 Assists: 2 (2X) 04/12/2013 - 04/13/2013 (3A)
 Pts: 2 (5X) 04/21/2013 - 04/23/2013 (1G-2A)

CUPS:

None

BRODIE

2012-13 HIGHLIGHTS

Played 35 games with the Abbotsford Heat scoring one goal and adding 19 assists for 20 points along 22 PIMS and was a +5 ... picked up an assist in his first game of the season on Jan. 21 ... was a team-high +2 on Feb. 5 ... set up the overtime winner for his second assist of the game giving him his first career multi-point game on Feb. 7 ... had a team-high four blocked shots on Feb. 13 ... scored his first goal of the season on Feb. 20 ... had a team-high three blocked shots on Mar. 13 ... had a team-high three blocked shots on Mar. 22 ... had a team-high six blocked shots on Apr. 5 ... had a team-high four blocked shots on Apr. 12 ... had a pair of assists on Apr. 13 ... played his 100th career game on Apr. 19 ... had his third multi-point game of the season on Apr. 21 (0+2) and led all Flames skaters with 27:59 TOI ... was third in blocked shots on the Flames with 74 ... was one of only three players on the Flames to play 47 of the 48 games.

CAREER HIGHLIGHTS

2011-12: Finished tied for 10th amongst NHL rookies in power-play assists (5), tied for 11th in NHL rookie power-play points (6) ... led all Flames rookies in scoring (2 G, 12 A) ... recalled from Abbotsford on Nov. 10, 2011 ... played his first game of the season with the Flames on Nov. 11 ... made his Flames home season debut on Nov. 15 ... registered his first NHL point (assist) on Nov. 18 ... registered his first NHL goal (game winner) on Nov. 27 ... set up the game-winning goal on Nov. 29 ... had a team-high of three blocked shots and added an assist on Dec. 6 ... had assists in back-to-back games on Jan. 1 and Jan. 3 ... had assists in three of four games Jan. 1-7 ... scored his second goal of the season and had points (1 G, 3 A) in four of five games Jan. 1-10 ... sustained an upper-body injury on Mar. 9 and missed the last 14 games of the season. **2010-11:** Played three games with the Flames to start the season before being assigned to Abbotsford on Oct. 19 ... played in 68 games with the Abbotsford Heat finishing second in team scoring with five goals and 29 assists and was named to the 2011 AHL All-Star Game.


JUNIOR HIGHLIGHTS

2009-10 COLTS (OHL): Played 19 regular season games with Saginaw before being traded to the Barrie Colts who were the top-ranked team in the CHL ... **PLAYOFFS:** Played in 17 games registering one goal and 14 assists before losing in the OHL Final ... **2008-09 SPIRIT (OHL):** Played 63 regular season games and led his team in scoring amongst defencemen with 12 goals and 38 assists and 67 PIMS ... invited to the Team Canada summer evaluation camp ... **PLAYOFFS:** Played eight games and led all blueliners in team scoring with three goals and six assists ... **2007-08:** Played 68 regular season games netting four goals and adding 26 assists and 73 PIMS ... **PLAYOFFS:** Played four games registering three assists ... **2006-07:** Played 20 regular season games with Saginaw (OHL) registering four assists and 23 PIMS ... Played 43 regular season games scoring eight goals and 38 assists for the Leamington Flyers Junior B team in the Western Ontario Hockey league ... was voted Defensive Rookie of the Year and named to the Rookie and First All-Star team ... was selected by the Saginaw Spirit in the third round of the 2006 OHL draft ... **PLAYOFFS:** Played three games with Saginaw (OHL) picking up one assist.

INTERNATIONAL HIGHLIGHTS

Represented Canada in the 2013 World Championship, taking place in Stockholm, Sweden and Helsinki, Finland recording one assist in 7 games played.





44

CHRIS BUTLER

DEFENCE

BORN: St. Louis, MO
DATE: October 27, 1986
HEIGHT: 6'1"
WEIGHT: 197 lbs.
SHOOTS: Left

DRAFTED: BUF - 4th round, 96th overall, in the 2005 NHL Draft
HOW ACQUIRED: Trade with Buffalo along with Paul Byron in exchange for Robyn Regehr, Ales Kotalik and Calgary's 2nd round pick in 2012 on June 25, 2011

CAREER RECORD

REGULAR SEASON								PLAYOFFS				
SEASON	CLUB	LEA.	GP	G	A	PTS	PIM	GP	G	A	PTS	PIM
2003-04	Sioux City	USHL	55	3	6	9	37	7	0	1	1	6
2004-05	Sioux City	USHL	60	6	22	28	90	13	1	6	7	10
2005-06	U. of Denver	WCHA	35	7	15	22	28	-	-	-	-	-
2006-07	U. of Denver	WCHA	39	10	17	27	42	-	-	-	-	-
2007-08	U. of Denver	WCHA	41	3	14	17	38	-	-	-	-	-
2008-09	Portland	AHL	27	2	10	12	14	4	0	0	0	0
	Buffalo	NHL	47	2	4	6	18	-	-	-	-	-
2009-10	Buffalo	NHL	59	1	20	21	22	-	-	-	-	-
2010-11	Buffalo	NHL	49	2	7	9	26	7	0	1	1	10
2011-12	Calgary	NHL	68	2	13	15	34	-	-	-	-	-
2012-13	Calgary	NHL	44	1	7	8	19	-	-	-	-	-
	Karlskrona HK	Swe-2	5	0	0	0	8	-	-	-	-	-
	United States	WC-A	10	0	2	2	0	-	-	-	-	-
TOTALS		NHL	267	8	51	59	119	7	0	1	1	10
		AHL	27	2	10	12	14	4	0	0	0	0
		FLAMES	112	3	20	23	53	-	-	-	-	-
		WCHA	115	20	46	66	108	-	-	-	-	-

BUTLER VS NHL

NHL HIGHLIGHTS

TEAM	REGULAR SEASON					PLAYOFFS				
	GP	G	A	PTS	PIM	GP	G	A	PTS	PIM
Anaheim	9	0	0	0	4	0	0	0	0	0
Boston	11	1	2	3	4	0	0	0	0	0
Buffalo	1	0	0	0	0	0	0	0	0	0
Calgary	2	0	0	0	0	0	0	0	0	0
Carolina	11	1	3	4	4	0	0	0	0	0
Chicago	8	1	1	2	6	0	0	0	0	0
Colorado	10	0	1	1	0	0	0	0	0	0
Columbus	7	1	1	2	2	0	0	0	0	0
Dallas	8	0	1	1	6	0	0	0	0	0
Detroit	11	0	1	1	4	0	0	0	0	0
Edmonton	10	0	0	0	7	0	0	0	0	0
Florida	10	0	1	1	0	0	0	0	0	0
Los Angeles	9	0	1	1	4	0	0	0	0	0
Minnesota	11	0	4	4	4	0	0	0	0	0
Montreal	11	0	2	2	2	0	0	0	0	0
Nashville	9	0	3	3	0	0	0	0	0	0
New Jersey	8	0	2	2	2	0	0	0	0	0
NY Islanders	8	0	1	1	6	0	0	0	0	0
NY Rangers	7	0	1	1	0	0	0	0	0	0
Ottawa	14	1	2	3	12	0	0	0	0	0
Philadelphia	8	1	1	2	8	7	0	1	1	10
Phoenix	9	1	3	4	12	0	0	0	0	0
Pittsburgh	7	0	1	1	6	0	0	0	0	0
St. Louis	6	0	2	2	0	0	0	0	0	0
San Jose	10	1	3	4	2	0	0	0	0	0
Tampa Bay	9	0	1	1	4	0	0	0	0	0
Toronto	12	0	4	4	4	0	0	0	0	0
Vancouver	12	0	2	2	4	0	0	0	0	0
Washington	10	0	1	1	6	0	0	0	0	0
Winnipeg	9	0	6	6	6	0	0	0	0	0
TOTALS	267	8	51	59	119	7	0	1	1	10

FIRSTS:

First GP:12/19/2008 BUF 5 vs. LAK 0
 First Goal:03/20/2009 BUF 4 vs. PHI 6
 First Goal vs.:Biron, Martin at 19:58 of period 3
 First Asst:12/19/2008 BUF 5 vs. LAK 0

MOSTS (1 GAME): MOST RECENT

Goals:1 (8X) 04/26/2013 CGY 1 at CHI 3
 Assists:2 (6X) 04/23/2013 CGY 3 at NSH 4
 Points:2 (6X) 04/23/2013 CGY 3 at NSH 4 (0G-2A)
 SOG:4 (6X) 04/13/2013 CGY 4 at EDM 1
 PIM:10 (1X) 02/09/2012 CGY 1 at PHX 2
 Multi-Pt Game:6 04/23/2013 CGY 3 at NSH 4 (0G-2A)

LONGEST PERSONAL STREAKS:

Goals:1 (8X) 04/26/2013 - 04/25/2013 (1G)
 Assists:2 (5X) 02/23/2013 - 02/24/2013 (3A)
 Pts:2 (7X) 02/23/2013 - 02/24/2013 (0G-3A)

CUPS:

None

2012-13 HIGHLIGHTS

Had a team-high four blocked shots on Feb. 7 ... had a team-high three blocked shots on Feb. 9 ... picked up an assist on the game winner on Feb. 23 ... had a pair of assists tying a career-high on Feb. 24 ... had a team-high three blocked shots, an assist and was a team-high +3 on Mar. 6 ... had a team-high four hits on Mar. 18 ... had a team-high four blocked shots on Apr. 8 ... had a team-high four blocked shots on Apr. 15 ... had his second multi-point game of the season (two assists) on Apr. 23 ... was third in blocked shots on the Flames with 74.

CAREER HIGHLIGHTS

2011-12: Made his Flames debut on Oct. 8 ... had a pair of assists on Oct. 13 his first points with the Flames ... tied a team-high in blocked shots (3) on Nov. 15 ... led the team in blocked shots (4) on Nov. 25 ... scored his first goal with the Flames on Dec. 30 ... led the team in blocked shots (4) on Jan. 10 ... played his 200th career game on Jan. 12 ... scored his second goal of the season tying a career-high on Jan. 17 ... was a season-high +4 on Jan. 21 ... left the game on Feb. 21 with a severe leg laceration and missed 14 games ... earned an assist on his return on Mar. 22. **2010-11: SABRES:** Appeared in 49 games; did not dress for 33 games as healthy scratch ... tied career best with two goals ... recorded three points (3 A) in eight games played during the month of October ... led team with 25:19 TOI vs. DET Feb. 26 ... recorded points in consecutive games (1 G, 1 A) Apr. 2-3. **2011 PLAYOFFS:** First career post-season appearance ... led Sabres in TOI in three of seven games; averaged 22:59 TOI per game ... picked up an assist in Game 6 vs. PHI Apr. 24 ... TOI of 27:45 in Game 4 was the highest by a Buffalo skater in the series. **2009-10:** Games missed due to injury: 12 – ankle (Dec. 5 – 26) ... did not play in 11 games as a healthy scratch ... recorded first career multi-point game (2 A) at STL ... played in his 100th career game vs. OTT Mar. 26. **PLAYOFFS:** Did not dress for any of the six games vs. BOS ... **2008-09:** Appeared in 47 games as a rookie ... did not play in four games as a healthy scratch ... scored his first NHL point (assist) in his first NHL game on Dec. 19 vs. LAK ... scored his first NHL goal on Mar. 20 vs. PHI ... recorded the first game-winning goal of his career vs. BOS Apr. 11. **PIRATES (AHL):** Had 12 points (2 G, 10 A) in 27 games at time of recall from Portland Dec. 18.

COLLEGE HIGHLIGHTS

Attended University of Denver from 2005-08 ... named to the All-America second team in 2008 ... named as University of Denver's best defenceman and two-way player in 2008 ... had 17 points (3 G, 14 A) in 2007-08, a team-high 110 blocked shots and was a plus-10 rating ... in April 2008, he decided to leave school early to sign with Buffalo. **2007-08: Denver (WCHA):** Earned RBK Hockey/AHCA West All-America second-team honors and All-WCHA second-team accolades ... named to the WCHA Final Five and Wells Fargo Denver Cup all-tournament teams ... led team with 110 blocked shots and was fourth with a +9 ... Finished three-year DU career with 66 points on 20 goals and 46 assists in 115 career games.

INTERNATIONAL HIGHLIGHTS

2012-13: Represented USA at the IIHF World Championship. **2005-06:** Represented USA at the 2006 World Junior Championship.





32

PAUL BYRON

CENTRE

BORN: Ottawa, ON
DATE: April 27, 1989
HEIGHT: 5'7"
WEIGHT: 158 lbs.
SHOOTS: Left

DRAFTED: BUF - 6th round, 179th overall in 2007 NHL Draft
HOW ACQUIRED: Trade with Buffalo along with Chris Butler in exchange for Robyn Regehr, Ales Kotalik and Calgary's 2012 2nd round pick on June 25, 2011.

CAREER RECORD

SEASON	CLUB	LEA.	REGULAR SEASON					PLAYOFFS					
			GP	G	A	PTS	PIM	GP	G	A	PTS	PIM	
2005-06	Ottawa West	OJHL-B	33	20	23	43	33	7	3	8	11	4	
2006-07	Gatineau	QMJHL	68	21	23	44	46	5	5	1	6	2	
2007-08	Gatineau	QMJHL	52	37	31	68	25	19	21	11	32	12	
2008-09	Gatineau	QMJHL	64	33	66	99	32	10	2	14	16	4	
2009-10	Portland	AHL	57	14	19	33	59	4	0	0	0	0	
2010-11	Buffalo	NHL	8	1	1	2	2	-	-	-	-	-	
	Portland	AHL	67	26	27	53	52	12	2	5	7	6	
2011-12	Calgary	NHL	22	3	2	5	2	-	-	-	-	-	
	Abbotsford	AHL	39	7	14	21	40	8	1	3	4	2	
2012-13	Calgary	NHL	4	0	1	1	2	-	-	-	-	-	
	Abbotsford	AHL	38	6	9	15	38	-	-	-	-	-	
TOTALS			NHL	34	4	4	8	6	-	-	-	-	-
			AHL	201	53	69	122	189	24	3	8	11	8
			QMJHL	184	92	120	211	103	34	28	26	54	18

BYRON VS NHL

TEAM	REGULAR SEASON					PLAYOFFS				
	GP	G	A	PTS	PIM	GP	G	A	PTS	PIM
Anaheim.....	1	0	0	0	0	0	0	0	0	0
Boston.....	1	0	0	0	0	0	0	0	0	0
Chicago.....	2	1	0	1	0	0	0	0	0	0
Colorado.....	1	0	1	0	0	0	0	0	0	0
Columbus.....	2	0	0	0	0	0	0	0	0	0
Dallas.....	2	0	0	0	0	0	0	0	0	0
Detroit.....	2	0	0	0	0	0	0	0	0	0
Edmonton.....	1	0	1	1	0	0	0	0	0	0
Florida.....	1	0	0	0	0	0	0	0	0	0
Los Angeles.....	1	0	0	0	0	0	0	0	0	0
Minnesota.....	3	0	0	0	0	0	0	0	0	0
Montreal.....	1	0	0	0	0	0	0	0	0	0
Nashville.....	2	0	2	2	2	0	0	0	0	0
New Jersey.....	1	0	0	0	0	0	0	0	0	0
NY Islanders.....	2	0	1	1	0	0	0	0	0	0
Ottawa.....	3	1	0	1	0	0	0	0	0	0
Pittsburgh.....	1	0	0	0	0	0	0	0	0	0
St. Louis.....	2	0	0	0	2	0	0	0	0	0
Tampa Bay.....	1	0	0	0	0	0	0	0	0	0
Toronto.....	2	1	0	1	2	0	0	0	0	0
Vancouver.....	1	0	0	0	0	0	0	0	0	0
Washington.....	1	0	0	0	0	0	0	0	0	0
TOTALS.....	34	4	4	8	6	0	0	0	0	0

NHL HIGHLIGHTS

FIRSTS:

First GP:.....01/23/2011 BUF 5 at NYI 3
 First Asst:.....01/23/2011 BUF 5 at NYI 3
 First Goal:.....01/25/2011 BUF 3 at OTT 2

MOSTS (1 GAME): MOST RECENT

Goals:.....1(4X) 02/14/2012 CGY 5 vs. TOR 1
 Assists:.....1(4X) 04/23/2013 CGY 3 at NSH 4
 Points:.....1(8X) 04/23/2013 CGY 3 at NSH 4 (0G-1A)
 SOG:.....3 (1X) 02/14/2012 CGY 5 vs. TOR 1
 PIM:.....2 (3X) 04/25/2013 CGY 1 at STL 4

LONGEST PERSONAL STREAKS:

Goals:.....1(4X) 02/14/2012 - 02/14/2012 (1G)
 Assists:.....1(4X) 04/23/2013 - 04/23/2013 (1A)
 Pts:.....2 (1X) 01/23/2011 - 01/25/2011 (1G-1A)

CUPS:

None


2012-13 HIGHLIGHTS

Missed the first nine games with a shoulder injury and was cleared to play on Feb. 8 ... played 38 games with Abbotsford scoring 6 goals and adding 9 assists for 15 points and 38 PIMS ... made his 2012-13 Flames debut on Feb. 15 playing 16:37 ... was a +2 at NSH Apr. 23, 2013 ... picked up one assist in four games with the Flames.

CAREER HIGHLIGHTS

2011-12: Played in 22 games for Calgary collecting 5 points (3 G, 2 A) with 2 PIM ... also played in 39 games for Abbotsford and had 21 points (7 G, 14 A) with 40 PIM ... made his NHL debut and had his first career point (assist) on Oct. 8 vs. PIT ... had his first NHL goal on Oct. 26 vs. COL (Giguere) ...
2010-11: Played in 67 games for Portland (AHL) recording 53 points (26 G, 27 A) and 52 PIM ... also played for Buffalo (NHL) in 8 games where he had a goal and assist ... made his NHL debut on Jan. 22 vs. NYI and had an assist ... scored first NHL goal on Jan. 25 at OTT ... **2009-10:** Appeared in 57 games for Portland (AHL) and had 33 points (14 G, 19 A) and 59 PIM ... recorded his first career two-goal game as well as his first career shootout goal Dec. 5 vs. Providence ... registered his first career shorthanded goal Nov. 12 vs. Rochester at HSBC Arena in Buffalo, NY ... scored his first AHL goal as part of his first career two-point (1-1-2) game Oct. 10 vs. Providence ... recorded his first AHL point (assist) in his first AHL game Oct. 3 at Springfield ... **2008-09:** Played in 64 games for Gatineau (QMJHL) where he had 99 points (33 G, 66 A) and 32 PIM ... selected as a Second Team QMJHL All-Star ... named QMJHL Offensive Player of the Month for January after scoring 15 goals and 13 assists for 28 points in 15 games ... selected QMJHL Offensive Player of the Week on Jan. 26 after scoring five goals and five assists for 10 points in four games ... represented Gatineau in the 2008 ADT Canada-Russia Challenge ... **2007-08:** Played in his 2nd QMJHL season with Gatineau and had 68 points (37 G, 31 A) and 25 PIM ... had 21 goals to lead the QMJHL in playoff goal scoring as Gatineau captured the QMJHL Championship ... registered a six-point game (4+2) against the Rouyn-Noranda Huskies on May 6 ... **2006-07:** Played in his first QMJHL season with Gatineau scoring 21 goals with 23 assists for 44 points with 46 PIM in 68 games ... selected by Buffalo in the 6th round (179th overall) in the 2007 NHL Entry Draft.





13 MICHAEL CAMMALLERI

CENTRE

BORN: Richmond Hill, ON

DATE: June 8, 1982

HEIGHT: 5'9"

WEIGHT: 183 lbs.

SHOOTS: Left

DRAFTED: 2nd round, 49th overall, in the 2001 NHL Draft

HOW ACQUIRED: Trade with Montreal along with Karri Ramo and Montreal's 2012 5th round pick in exchange for Rene Bourque, Patrick Holland and Calgary's 2012 2nd round pick on January 12, 2012

CAREER RECORD

SEASON	CLUB	REGULAR SEASON							PLAYOFFS						
		LEA.	GP	G	A	PTS	PIM		GP	G	A	PTS	PIM		
1998-99	Bramalea	OPIHL	41	31	72	103	51		-	-	-	-	-		
1999-00	U. of Michigan	CCHA	39	13	13	26	32		-	-	-	-	-		
2000-01	U. of Michigan	CCHA	42	29	32	61	24		-	-	-	-	-		
2001-02	U. of Michigan	CCHA	28	23	20	43	24		-	-	-	-	-		
2002-03	Los Angeles	NHL	28	5	3	8	22		-	-	-	-	-		
	Manchester	AHL	13	5	15	20	12		-	-	-	-	-		
2003-04	Los Angeles	NHL	31	9	6	15	20		-	-	-	-	-		
	Manchester	AHL	41	20	19	39	28		1	0	1	1	0		
2004-05	Manchester	AHL	79	46	63	109	60		6	1	5	6	0		
2005-06	Los Angeles	NHL	80	26	29	55	50		-	-	-	-	-		
2006-07	Los Angeles	NHL	81	34	46	80	48		-	-	-	-	-		
2007-08	Los Angeles	NHL	63	19	28	47	30		-	-	-	-	-		
2008-09	Calgary	NHL	81	39	43	82	44		6	1	2	3	2		
2009-10	Montreal	NHL	65	26	24	50	16		19	13	6	19	6		
2010-11	Montreal	NHL	67	19	28	47	33		7	3	7	10	0		
2011-12	Montreal	NHL	38	9	13	22	10		-	-	-	-	-		
	Calgary	NHL	28	11	8	19	16		-	-	-	-	-		
2012-13	Calgary	NHL	44	13	19	32	25		-	-	-	-	-		
		NHL	606	210	247	457	314		32	17	15	32	8		
		FLAMES	153	63	70	133	85		6	1	2	3	2		
		AHL	133	71	97	168	100		7	1	6	7	0		
		CCHA	109	65	65	130	80		-	-	-	-	-		

CAMMALLERI VS NHL

NHL HIGHLIGHTS

TEAM	REGULAR SEASON						PLAYOFFS					
	GP	G	A	PTS	PIM		GP	G	A	PTS	PIM	
Anaheim.....	37	14	18	32	22		0	0	0	0	0	
Boston.....	15	7	7	14	5		7	3	7	10	0	
Buffalo.....	14	5	3	8	8		0	0	0	0	0	
Calgary.....	14	6	4	10	10		0	0	0	0	0	
Carolina.....	13	5	4	9	6		0	0	0	0	0	
Chicago.....	24	7	8	15	12		6	1	2	3	2	
Colorado.....	27	11	14	25	20		0	0	0	0	0	
Columbus.....	22	9	9	18	18		0	0	0	0	0	
Dallas.....	44	14	16	30	30		0	0	0	0	0	
Detroit.....	22	9	13	22	10		0	0	0	0	0	
Edmonton.....	28	11	12	23	12		0	0	0	0	0	
Florida.....	13	4	4	8	4		0	0	0	0	0	
Los Angeles.....	13	6	3	9	8		0	0	0	0	0	
Minnesota.....	26	6	10	16	12		0	0	0	0	0	
Montreal.....	6	1	2	3	0		0	0	0	0	0	
Nashville.....	25	9	8	17	14		0	0	0	0	0	
New Jersey.....	12	2	6	8	4		0	0	0	0	0	
NY Islanders.....	11	3	6	9	6		0	0	0	0	0	
NY Rangers.....	11	6	8	14	2		0	0	0	0	0	
Ottawa.....	17	6	8	14	2		0	0	0	0	0	
Philadelphia.....	12	4	4	8	4		5	1	0	1	0	
Phoenix.....	41	15	19	34	26		0	0	0	0	0	
Pittsburgh.....	12	4	4	8	2		7	7	1	8	4	
St. Louis.....	28	11	9	20	21		0	0	0	0	0	
San Jose.....	37	10	15	25	14		0	0	0	0	0	
Tampa Bay.....	11	2	4	6	6		0	0	0	0	0	
Toronto.....	15	4	6	10	12		0	0	0	0	0	
Vancouver.....	31	13	12	25	14		0	0	0	0	0	
Washington.....	10	3	4	7	4		7	5	5	10	2	
Winnipeg.....	15	3	7	10	6		0	0	0	0	0	
TOTALS	606	210	247	457	314		32	17	15	32	8	

FIRSTS:

First GP:.....11/08/2002 LAK 3 at OTT 2
 First Assist:.....11/08/2002 LAK 3 at OTT 2
 First Goal:.....11/16/2002 LAK 4 at EDM 1

MOSTS (1 GAME): MOST RECENT

Goals:.....3 (5X) 02/13/2013 CGY 7 vs. DAL 4
 Assists:.....3 (5X) 02/05/2013 CGY 4 at DET 1
 Points:.....5 (1X) 12/31/2008 CGY 6 vs. EDM 4 (2G-3A)
 SOG:.....9 (3X) 01/07/2010 MTL 2 vs. FLA 0
 PIM:.....12 (1X) 03/26/2009 CGY 0 at CBJ 5
 Hat Tricks:.....5 02/13/2013 CGY 7 vs. DAL 4 (3G)
 Multi-Pt Games:.....103 04/21/2013 CGY 4 at MIN 1 (1G-1A)

LONGEST PERSONAL STREAKS:

Goals:.....5 (2X) 04/05/2007 - 10/06/2007 (6G)
 Assists:.....4 (6X) 11/06/2010 - 11/13/2010 (4A)
 Pts:.....8 (3X) 01/08/2009 - 01/30/2009 (11G-3A)

CUPS:

None

2012-13 HIGHLIGHTS

Was an alternate captain for the Flames ... tied a career-high with three assists on Feb. 5 ... missed Feb. 7-11 with a lower body injury ... returned to the line up on Feb. 13 and netted his fifth career hat trick, scored his 200th career goal, netted the game winner and added an assist ... had a pair of goals, his third multi-point game of the season, on Mar. 3 ... had a pair of assists in back-to-back games on Mar. 15 and 18 ... had his third multi-goal game of the season, including the game-winner on Mar. 27 ... scored the game-winner on Apr. 8 ... played in his 600th career game on Apr. 13 ... had a pair of assists on Apr. 19 ... had his second consecutive multi-point game (1+1) on Apr. 21 ... had his second career fight when he took on Kris Russell from STL on Apr. 25 ... had the second most shots on the Flames with 102 ... tied for the lead in points for the Flames with 32 (13+19) ... led the Flames in power-play points with 15 (5+10) ... tied for the team lead in game-winning goals with three.

CAREER HIGHLIGHTS

2011-12: CANADIENS: Scored nine goals and 13 assists with Montreal in 38 games to start the season... scored the first goal against the new WPG franchise as MTL beat the 'new' Jets 5-1 on Oct. 9... assisted on two goals as MTL beat BOS 4-2 on Oct. 29... scored a goal and added an assist, but was stopped by Antti Niemi in the shootout as MTL fell to SJS 4-3 on Dec. 1... recorded his 400th point (an assist) against NYI in a 5-3 MTL win on Dec. 13... scored the game-winning goal and also notched an assist for his final multi-point effort as a Canadian in MTL's 6-2 win over OTT Dec. 27... traded to Calgary with Karri Ramo and a 5th round pick for Rene Bourque, Patrick Holland, and a 2nd round pick. **FLAMES:** Began his second stint with CGY by scoring the Flames lone goal (a power-play marker) as the team fell 4-1 to LAK on Jan. 14... played a season-high 23:04 and scored the shootout winner as the Flames dispatched LAK 2-1 on Jan. 19... had a season-high three points (1 G, 2 A) in a 5-4 win over DAL Mar. 26... slotted two goals, including the third period game winner, as CGY dispatched VAN 3-2 Apr. 5... had his second consecutive +2 effort in CGY's season finale, a 5-2 win over ANA... **2010-11:** Led the team in Oct. with a +7 plus/minus rating (tied with A. Picard)... had his first career penalty shot (goal) on Dec. 16 vs. BOS... had a seven-game point streak (Dec. 4 - 19) posting five goals and three assists for eight points... led the team (tied with Scott Gomez) in scoring in Dec. with 13 points (5 G, 8 A) in 15 games... returned to action on Feb. 20 at CGY after missing 12 games due to an upper-body injury suffered on Jan. 18 at BUF... **PLAYOFFS:** Tied his personal-high in the playoffs with three points (1 G, 2 A) on April 21 vs. BOS... **2009-10:** Named the NHL Second Star for the week of Oct. 19 - 25... scored the Canadiens' 20,000th goal in franchise history (NHA + NHL) on Dec. 28 at OTT... led the team in goals in Oct. (six) and Nov. (six)... ranked first on the team with 13 points in Oct. and 11 in Jan... led the team with a +6 plus/minus rating in Oct. (tied with Jaroslav Spacek) and a +4 in Nov... **PLAYOFFS:** Set two playoff personal-highs with three assists on Apr. 17 at WSH, while also tying the team record for the most assists in a playoff game on the road... had a six-game point streak in the playoffs (Apr. 15 - 26), posting five goals and five assists... ranked first with 13 goals, tied for second with four power-play goals, tied for third with three game-winning goals, tied for eighth with 19 points and 60 shots, in the NHL playoffs... **2008-09: FLAMES:** Registered his 100th career goal and his first career hat trick on Nov. 27 at VAN... registered his first career five-point game (2 G, 3 A) on Dec. 31 vs. EDM... named NHL's Second Star of the Week with a six-point performance, from Jan. 12 - 18... **2007-08: KINGS:** Scored the first goal of the NHL season on Sept. 29 vs. ANA... amassed three points in consecutive games, Feb. 21 vs. STL and Feb. 23 vs. CHI... **2006-07:** Led the Kings in power-play goals, assists, points, power-play points and shots on goal... led the Kings with 21 multi-point games... finished 11th in the NHL with 299 shots on goal... won 54.2% of his faceoffs (163/301)... ranked second on the team in shooting percentage (11.4%)... recipient of the Bill Libby Memorial Award as Team MVP, as voted by the media... recorded a career-high four points at FLA on Feb. 3... **2005-06:** In his first full NHL season, led the Kings in goals (26), power-play goals (15), shots on goal (206) and faceoffs with a 53.5% efficiency rating... **2004-05: MONARCHS (AHL):** Finished second in scoring in the AHL while leading Manchester with 109 points... won the Willie Marshall Award as the AHL's top goal scorer... fired a team-high 308 shots on goal (2nd in the AHL)... posted a +25 rating... recorded three or more points in 11 games... opened the season with 20 goals in his first 22 games... named to the AHL's 2nd All-Star Team... took part in the AHL's All-Star Classic... **2003-04:** Began the season on the injury list after sustaining a sprained left knee in a pre-season game vs. SJS on Sep. 21... **2002-03:** Began his first pro season with Manchester and amassed 14 points in his first 9 games, before being recalled by the Kings on Nov. 7... **KINGS:** made his Kings/NHL debut at OTT, picking up his first Kings/NHL point with an assist on Nov. 8... scored his 1st Kings/NHL goal (game winner) at EDM on Nov. 16.

COLLEGE HIGHLIGHTS

2001-02: Named to the CCHA Second All-Star Team... was a NCAA West First All-American Team selection... **2000-01:** Named to the CCHA First All-Star Team... was a NCAA West Second All-American Team selection.

INTERNATIONAL HIGHLIGHTS

2006-07: Played for Team Canada at the 2007 World Championships in Moscow, Russia... he scored four goals and added three assists, helping Canada to a perfect 9-0 record as they cruised to the gold medal... **2005-06:** Played in his first senior World Championship at the 2006 tournament in Latvia... he scored one goal and four assists as Canada fell to Finland in the bronze medal game... **2001-02:** Led the 2002 World Junior Championships in scoring with seven goals and 11 points... he also won the award for the tournament's top forward as Canada won silver... **2000-01:** Played in his first international tournament for Canada at the 2001 World Junior Championships in Russia... he scored four goals and two assists as Canada won the bronze medal.



T.J.
GALIARDI
LEFT WING **39**



39

T.J. GALIARDI

LEFT WING

BORN: Calgary, AB
DATE: April 22, 1988
HEIGHT: 6'1"
WEIGHT: 185 lbs.
SHOOTS: Left

DRAFTED: COL - 2nd round, 55th overall, in the 2007 NHL Draft
HOW ACQUIRED: Trade with San Jose in exchange for Calgary's 4th pick in the 2015 NHL Draft on July 2, 2013

CAREER RECORD

SEASON	CLUB	REGULAR SEASON							PLAYOFFS						
		LEA.	GP	G	A	PTS	PIM		GP	G	A	PTS	PIM		
2005-06	Calgary	AJHL	56	19	37	56	60		-	-	-	-	-		
2006-07	Dartmouth College	ECAC	33	14	17	31	30		-	-	-	-	-		
2007-08	Calgary	WHL	72	18	52	70	77		-	-	-	-	-		
2008-09	Lake Erie	AHL	66	10	17	27	32		-	-	-	-	-		
	Colorado	NHL	11	3	1	4	6		-	-	-	-	-		
2009-10	Colorado	NHL	70	15	24	39	28		-	-	-	-	-		
2010-11	Colorado	NHL	35	7	8	15	12		-	-	-	-	-		
	Lake Erie	AHL	1	0	1	1	0		-	-	-	-	-		
2011-12	Colorado	NHL	55	8	6	14	47		-	-	-	-	-		
	San Jose	NHL	14	1	0	1	6		-	-	-	-	-		
2012-13	San Jose	NHL	36	5	9	14	14		-	-	-	-	-		
	Bietigheim-Bissingen SC	2.GBun	7	3	3	6	8		-	-	-	-	-		
TOTALS		NHL	221	39	48	87	113		20	1	3	4	18		
		AHL	67	10	18	28	32		-	-	-	-	-		
		ECAC	33	14	17	31	30		-	-	-	-	-		
		WHL	72	18	52	70	77		16	5	19	24	20		

GALIARDI VS NHL

NHL HIGHLIGHTS

TEAM	REGULAR SEASON						PLAYOFFS					
	GP	G	A	PTS	PIM		GP	G	A	PTS	PIM	
Anaheim.....	14	1	3	4	0		0	0	0	0	0	
Boston.....	3	0	1	1	0		0	0	0	0	0	
Buffalo.....	3	0	1	1	0		0	0	0	0	0	
Calgary.....	16	3	3	6	10		0	0	0	0	0	
Carolina.....	3	0	0	0	0		0	0	0	0	0	
Chicago.....	9	1	2	3	7		0	0	0	0	0	
Colorado.....	3	1	0	1	0		0	0	0	0	0	
Columbus.....	8	2	5	7	2		0	0	0	0	0	
Dallas.....	15	4	4	8	10		0	0	0	0	0	
Detroit.....	13	4	3	7	6		0	0	0	0	0	
Edmonton.....	12	1	5	6	8		0	0	0	0	0	
Florida.....	3	1	1	2	4		0	0	0	0	0	
Los Angeles.....	13	3	2	5	6		7	1	1	2	4	
Minnesota.....	15	3	4	7	4		0	0	0	0	0	
Montreal.....	2	1	0	1	0		0	0	0	0	0	
Nashville.....	9	0	0	0	6		0	0	0	0	0	
New Jersey.....	3	3	1	4	2		0	0	0	0	0	
NY Islanders.....	4	1	1	2	2		0	0	0	0	0	
NY Rangers.....	2	0	0	0	2		0	0	0	0	0	
Ottawa.....	3	1	0	1	0		0	0	0	0	0	
Philadelphia.....	4	1	0	1	0		0	0	0	0	0	
Phoenix.....	17	0	3	3	14		0	0	0	0	0	
Pittsburgh.....	2	1	1	2	4		0	0	0	0	0	
St. Louis.....	10	2	4	6	8		3	0	0	0	6	
San Jose.....	9	0	1	1	4		6	0	2	2	6	
Tampa Bay.....	3	0	1	1	2		0	0	0	0	0	
Toronto.....	2	0	0	0	0		0	0	0	0	0	
Vancouver.....	17	4	1	5	10		4	0	0	0	2	
Washington.....	2	1	0	1	2		0	0	0	0	0	
Winnipeg.....	2	0	1	1	0		0	0	0	0	0	
TOTALS	221	39	48	87	113		20	1	3	4	18	

FIRSTS:

First GP:.....03/19/2009 COL 1 vs. EDM 8
 First Goal:.....03/27/2009 COL 1 vs. VAN 4
 First Asst:.....04/09/2009 COL 2 vs. DAL 3

MOSTS (1 GAME): MOST RECENT

Goals:.....2 (1X) 04/05/2009 COL 4 at VAN 1
 Assists:.....4 (1X) 02/02/2010 COL 5 vs. CBJ 1
 Points:.....4 (1X) 02/02/2010 COL 5 vs. CBJ 1 (0G-4A)
 SOG:.....8 (1X) 12/06/2011 COL 0 at VAN 6
 PIM:.....5 (1X) 01/06/2012 COL 4 at CHI 0
 Multi-Pt Games:.....13 04/27/2013 SJS 2 at LAK 3 (1G-1A)

LONGEST PERSONAL STREAKS:

Goals:.....2 (5X) 12/27/2010 - 12/30/2010 (2G)
 Assists:.....2 (6X) 03/27/2013 - 03/28/2013 (2A)
 Pts:.....3 (3X) 04/03/2013 - 04/07/2013 (2G-1A)

CUPS:

None

2012-13 HIGHLIGHTS

Finished the season appearing in 36 games for San Jose ... had 14 points (5 G, 9 A) ... had a goal and an assist in the final game of the season on Apr. 27 at Los Angeles ... scored his first power-play goal of the season on Apr. 3 vs. Minnesota ... played his 200th career NHL game on Mar. 10 at Colorado ... scored his first goal of the season on Feb. 26 vs. Colorado ... had two assists on Jan. 22 at Edmonton ... during the work stoppage, he played for Bietigheim of the 2nd Bundesliga in Germany.

CAREER HIGHLIGHTS

2011-12: Played in 55 games for Colorado recording 14 points (8 G, 6 A) and 47 PIM ... also played in 14 games for San Jose scoring a goal ...
2010-2011: Limited to 35 games because of two separate injuries ... Finished season with 15 points (7 G, 8 A) ... scored a goal in his 100th NHL game on Dec. 27 vs. Detroit ... was reassigned to Lake Erie (AHL) on Jan. 19 and recalled just two days later on Jan. 21 ...
2009-10: Tallied 39 points (15 G, 14 A) and a +6 rating in 70 games during his rookie season ... finished sixth among league rookies in points and was 5th in both goals (tied) and assists ... led all NHL rookies in shorthanded points (1-3-4) and was tied for second in even strength scoring with 33 points (12 G, 21 A) ... scored the most short handed points by an Avalanche player since 2000-01 (Peter Forsberg and Joe Sakic, 6) ... paced all Colorado forwards in shorthanded time on ice (3:01) ... made his first appearance on an Opening Night roster and had an assist in the season opener on Oct. 1 vs. San Jose ... scored his first career shorthanded goal on Jan. 24 vs. Dallas ... tallied a career-high four points (all assists) on Feb. 2 vs. Columbus ... first Avalanche rookie to have four assists in a game since Milan Hejduk on Mar. 28, 1999 vs. Los Angeles ...
PLAYOFFS: Made his Stanley Cup playoff debut ... appeared in all 6 games and scored 2 assists ... led all Avalanche forwards in ice time at 20:49 per game ... had an assist in his first career playoff game, Apr. 14 at San Jose ...
2008-09: Dressed in each of the final 11 games for the Avalanche, tallying three goals and one assist ... was recalled from Lake Erie (AHL) on Mar. 19 and made his NHL debut that night against Edmonton ... scored his first NHL goal on Mar. 27 vs. Vancouver ... recorded his first career multi-goal game at Vancouver on Apr. 5 ... collected his first career assist on Apr. 9 vs. Dallas ... finished fourth on the Lake Erie Monsters with 27 points (10 G, 17 A) in 66 games.

JUNIOR HIGHLIGHTS

2007-08: Finished second among Western Hockey League rookies in scoring with 70 points (18-52-70) in 72 games for the Calgary Hitmen... Led Calgary in assists and ranked 4th in points... His 52 assists also led all WHL rookies... Posted a +31 rating for the season, second best in the club...
PLAYOFFS: Led WHL in playoff scoring with 24 points (5-19-24) in 16 post-season games for the Hitmen...
2005-06: Played for the Calgary Royals (AJHL), notching 56 points (19-19-37-56)... Named to the AJHL South All-Star Team.


COLLEGE HIGHLIGHTS

2006-07: Named to the ECAC All-Rookie Team as a freshman at Dartmouth College... Finished second on the team in scoring with 31 points (14-17-31) in 33 games... Only fellow Avc draft pick David Jones (44) recorded more points for the Big Green... Tied for second in the club in goals and ranked 3rd in assists... Led Dartmouth in power-play goals with 8... His 31 points tied him for second among ECAC freshmen, while his eight PPG led all conference rookies...
2005-06: Played for the Calgary Royals (AJHL), notching 56 points (19-19-37-56)... Named to the AJHL South All-Star Team.

INTERNATIONAL HIGHLIGHTS

Competed for Team USA at the 2010 IIHF World Championship in Germany ... appeared in all 6 games, tallying 3 assists and a team-high 8 PIM.





5

MARK GIORDANO

DEFENCE

BORN: Toronto, ON
DATE: October 3, 1983
HEIGHT: 6'0"
WEIGHT: 196 lbs.
SHOOTS: Left

HOW ACQUIRED: Signed as a free agent on July 6, 2004

CAREER RECORD

REGULAR SEASON								PLAYOFFS					
SEASON	CLUB	LEA.	GP	G	A	PTS	PIM	GP	G	A	PTS	PIM	
2001-02	Brampton	OPIHL	48	11	26	37	59	-	-	-	-	-	
2002-03	Owen Sound	OHL	68	18	30	48	109	4	1	3	4	2	
2003-04	Owen Sound	OHL	65	14	35	49	72	7	1	3	4	5	
2004-05	Lowell	AHL	66	6	10	16	85	11	0	1	1	41	
2005-06	Omaha	AHL	73	16	42	58	141	-	-	-	-	-	
	Calgary	NHL	7	0	1	1	8	-	-	-	-	-	
2006-07	Calgary	NHL	48	7	8	15	36	4	1	0	1	0	
	Omaha	AHL	5	0	2	2	8	3	0	1	1	2	
2007-08	Moscow	Russia	50	4	9	13	89	-	-	-	-	-	
2008-09	Calgary	NHL	58	2	17	19	59	-	-	-	-	-	
2009-10	Calgary	NHL	82	11	19	30	81	-	-	-	-	-	
2010	Canada	WC	7	3	1	4	10	-	-	-	-	-	
2010-11	Calgary	NHL	82	8	35	43	67	-	-	-	-	-	
2011-12	Calgary	NHL	61	9	18	27	75	-	-	-	-	-	
2012-13	Calgary	NHL	47	4	11	15	40	-	-	-	-	-	
TOTALS			NHL	385	41	109	150	366	4	1	0	1	0
			AHL	139	22	52	74	226	14	0	2	2	43
			OHL	133	32	65	97	181	11	2	6	8	7

GIORDANO VS NHL

TEAM	REGULAR SEASON						PLAYOFFS					
	GP	G	A	PTS	PIM		GP	G	A	PTS	PIM	
Anaheim.....	23	3	8	11	14		0	0	0	0	0	
Boston.....	3	0	0	0	0		0	0	0	0	0	
Buffalo.....	5	0	0	0	2		0	0	0	0	0	
Carolina.....	2	0	0	0	2		0	0	0	0	0	
Chicago.....	21	0	3	3	29		0	0	0	0	0	
Colorado.....	32	3	9	12	33		0	0	0	0	0	
Columbus.....	18	3	6	9	23		0	0	0	0	0	
Dallas.....	21	1	8	9	14		0	0	0	0	0	
Detroit.....	17	4	2	6	14		4	1	0	1	0	
Edmonton.....	28	3	11	14	43		0	0	0	0	0	
Florida.....	4	2	0	2	0		0	0	0	0	0	
Los Angeles.....	23	0	4	4	16		0	0	0	0	0	
Minnesota.....	29	5	6	11	30		0	0	0	0	0	
Montreal.....	8	1	1	2	2		0	0	0	0	0	
Nashville.....	20	3	4	7	16		0	0	0	0	0	
New Jersey.....	2	0	1	1	4		0	0	0	0	0	
NY Islanders.....	3	0	0	0	4		0	0	0	0	0	
NY Rangers.....	4	1	0	1	0		0	0	0	0	0	
Ottawa.....	7	0	1	1	14		0	0	0	0	0	
Philadelphia.....	3	1	0	1	11		0	0	0	0	0	
Phoenix.....	21	2	9	11	23		0	0	0	0	0	
Pittsburgh.....	3	1	1	2	0		0	0	0	0	0	
St. Louis.....	19	1	6	7	14		0	0	0	0	0	
San Jose.....	20	1	5	6	10		0	0	0	0	0	
Tampa Bay.....	2	1	1	2	0		0	0	0	0	0	
Toronto.....	8	2	5	7	2		0	0	0	0	0	
Vancouver.....	32	1	15	16	38		0	0	0	0	0	
Washington.....	3	0	0	0	2		0	0	0	0	0	
Winnipeg.....	4	2	3	5	6		0	0	0	0	0	
TOTALS	385	41	109	150	366		4	1	0	1	0	

NHL HIGHLIGHTS

FIRSTS:

First GP:01/30/2006 CGY 2 at STL 3
 First Goal:10/14/2006 CGY 4 at TOR 5
 First Goal vs.:Raycroft, Andrew at 4:52 of period 2
 First Asst:04/08/2006 CGY 2 at VAN 3

MOSTS (1 GAME): MOST RECENT

Goals:2 (1X) 10/14/2006 CGY 4 at TOR 5
 Assists:3 (1X) 03/26/2011 CGY 5 at EDM 4
 Points:3 (1X) 03/26/2011 CGY 5 at EDM 4 (OG-3A)
 SOG:7 (2X) 10/20/2011 CGY 2 vs. NYR 3
 PIM:12 (1X) 01/09/2010 CGY 3 at VAN 2
 Multi-Pt Games:19 04/12/2013 CGY 3 vs. PHX 2 (1G-1A)

LONGEST PERSONAL STREAKS:

Goals:2 (2X) 03/06/2012 - 03/09/2012 (2G)
 Assists:4 (1X) 03/23/2011 - 04/01/2011 (6A)
 Pts:5 (1X) 11/29/2010 - 12/07/2010 (1G-4A)

CUPS:

None

GIORDANO

2012-13 HIGHLIGHTS

Was an alternate captain for the Flames ... picked up his first point (assist) of the season on Jan. 26 ... registered his 100 career assist on Feb. 13 ... had a team-high six blocked shots on Feb. 18 ... had a team-high four blocked shots on Feb. 23 ... had a team-high three blocked shots on Feb. 28 ... scored his second goal and had a team-high three blocked shots and was a +3 on Mar. 15 ... had a shorthanded goal and shorthanded assist in the first period on Mar. 21, the first Flames to record to shorthanded points in the same period since Derek Morris on Oct. 17, 1997 ... led the team with four hits on Mar. 26 ... had a team-high five blocked shots on Apr. 3 ... did not play on April 5 due to the birth of his son Jack ... registered an assist in his first game back on Apr. 6 ... scored the OT winner on Apr. 12 ... was one of only three players on the Flames to play 47 of the 48 games ... was second on the Flames in blocked shots with 93 ... led all Flames defencemen in hits with 65 ... led all Flames in takeaways with 34.

CAREER HIGHLIGHTS

2011-12: Led all Flames blueliners in goals (9), PIMS (75), shots (125) and power-play goals (5) ... named as an alternate captain for the Flames ... earned assists in each of his first two games ... scored his first goal of the season on Oct. 20 ... scored the game-tying goal on Nov. 6 ... played his 300th career game, but ruptured his hamstring on Nov. 29 and was put on IR ... played his first game back on Jan. 12 and assisted on the OT winner, after missing 21 games with injury ... registered a team-high in blocked shots (5) on Jan. 21 ... scored his fifth goal on Feb. 25 ... scored a goal and added an assist in back-to-back games Mar. 6 & 9 ... had two goals and four assists in five games Mar. 6-15 ... had a goal and an assist on Mar. 26. **2010-11:** Finished 2010-11 tied for third in the NHL in blocked shots (193) ... tied for 20th amongst NHL defencemen in points (43) ... led Flames defencemen in points, goals (8), assists (35), and power-play goals (5) ... was a team-high +3 and picked up an assist on Oct. 16 ... played his 200th career game on Oct. 19 ... signed a five-year contract extension with Calgary on Oct. 29 ... scored his first goal of the season on Nov. 3 ... first multi-point game of the season (1+1) on Nov. 13 ... led the team in blocked shots (6) on Nov. 19 ... led the team in blocked shots (6) on Nov. 27 ... had a career-high five game points streak (1+4) Nov. 29 - Dec. 7 ... had a pair of assists on Dec. 10 ... led the team in blocked shots (7) on Dec. 13 ... had points in nine of 13 games (1+9) Nov. 29 - Dec. 23 ... scored the game-winning goal, had a career-high in blocked shots (8) and a team-high in shots (5) on Jan. 1 ... led the team in blocked shots (5) on Jan. 7 ... had a goal and assist on Feb. 3 ... had 6 blocked shots and scored his 6th goal giving him 31 points, a new career-high on Mar. 6 ... had a career-high 3 assists on Mar. 26 ... had one goal and one assist on Mar. 30 for his 40th point. **2009-10:** Scored a goal and added an assist and 3 blocked shots in season opener on Oct. 1 ... scored his second goal of the season on Dec. 13 ... set a new career-high in points (15) with an assist on Dec. 31 ... scored his sixth goal of the season on Jan. 13 ... scored his eighth goal on Jan. 28 ... tied for first in the Molson Cup standings for January ... scored his first game-winning goal of the season on Feb. 5 ... was a career-high +4 on Mar. 19. **2008-09:** Finished the season with 19 points (2 G, 17 A) in 58 games before missing the remainder of the year and playoffs with a shoulder injury ... registered his first multi-point game with a pair of assists on Nov. 11 vs. TOR ... set up the game-winning goal on Nov. 20 vs. COL ... scored his first goal of the season on Nov. 22 vs. DET ... had his second multi-point game (1 G, 1 A) on Dec. 23 vs. ANA ... scored the game-winning goal on the power-play on Jan. 6 vs. SJG ... played in his 100th career game vs. COL on Jan. 18. **2007-08: DYNAMO MOSCOW (RUSSIA):** Spent the season with Moscow Dynamo in the Russian Elite League ... played in 50 games scoring four goals with nine assists for 13 points and 89 penalty minutes. **2006-07: KNIGHTS (AHL):** posted two assists and a +4 rating in five games with Omaha. **FLAMES:** Recalled from Omaha on Dec. 12 ... scored his first and second NHL goals on Oct. 14 vs. TOR and was named the game's second star ... registered his first assist of the season on Dec. 16 vs. PHX ... registered assists in back-to-back games for the first time this season on Dec. 27 and 29 ... tied a season-high with four blocked shots on Dec. 31 vs. EDM ... scored the game-winning goal in overtime on Jan. 4 vs. FLA and was named the game's first star ... recorded his second two-point game of the season (2 A) on Jan. 11 vs. COL ... scored the lone Flames goal on the power-play on Jan. 26 ... scored the game-winning goal on Feb. 2 vs. CBJ. **PLAYOFFS:** Recorded a goal in his NHL playoff debut on Apr. 17 vs. DET. **2005-06: KNIGHTS (AHL):** Led the 2005-06 Omaha Ak-Sar-Ben Knights in scoring with 58 points and assists with 42 ... ranked fourth in scoring amongst AHL defencemen ... tied for second in goal scoring amongst AHL defencemen with 16 tallies ... led AHL defenceman in power-play goals (12) ... finished fifth amongst AHL defencemen in minor penalties (63). **FLAMES:** Made his NHL debut with the Calgary Flames on Jan. 30 vs. STL registering 2 PIMS and a +1.

JUNIOR HIGHLIGHTS


Played 133 junior hockey games with the Ontario Hockey League's Owen Sound Attack ... recorded 32 goals with 65 assists for 97 points during his OHL career. **2003-04:** ranked first amongst Owen Sound defencemen in scoring with 49 points on 14 goals and 35 assists. **2002-03:** Led Owen Sound defencemen in scoring with 48 points (18 G, 30 A) ... Named to both the OHL and CHL All-Rookie Team.

INTERNATIONAL HIGHLIGHTS

2009-10: Led all Canadian defencemen in goals (3) at the 2010 IIHF World Championship in Germany. **2007-08:** Was an alternate player with Canada's silver medal team at the 2008 IIHF World Championship ... won gold with Canada at the 2007 Spengler Cup in Davos, Switzerland adding a pair of assists in the five-game tournament.



CURTIS
GLENCROSS
LEFT WING **20**



20 CURTIS GLENCROSS

LEFT WING

BORN: Kindersley, SK
DATE: December 28, 1982
HEIGHT: 6'1"
WEIGHT: 191 lbs.
SHOOTS: Left

HOW ACQUIRED: Signed as a free agent on July 2, 2008

CAREER RECORD

SEASON	CLUB	LEA.	REGULAR SEASON					PIM	PLAYOFFS				
			GP	G	A	PTS			GP	G	A	PTS	PIM
2001-02	Brooks	AJHL	60	23	22	45		113	-	-	-	-	-
2002-03	U. of Alaska	WCHA	35	11	12	23		79	-	-	-	-	-
2003-04	U. of Alaska	WCHA	37	21	13	34		79	-	-	-	-	-
	Cincinnati	AHL	7	2	1	3		0	9	1	6	7	10
2004-05	Cincinnati	AHL	51	6	3	9		63	12	2	0	2	10
2005-06	Portland	AHL	41	15	10	25		85	19	4	6	10	37
2006-07	Anaheim	NHL	2	1	0	1		2	-	-	-	-	-
	Columbus	NHL	7	0	0	0		0	-	-	-	-	-
	Portland	AHL	31	6	10	16		74	-	-	-	-	-
	Syracuse	AHL	29	19	16	35		53	-	-	-	-	-
2007-08	Columbus	NHL	36	6	6	12		25	-	-	-	-	-
	Edmonton	NHL	26	9	4	13		28	-	-	-	-	-
2008-09	Calgary	NHL	74	13	27	40		42	6	0	3	3	12
2009-10	Calgary	NHL	67	15	18	33		58	-	-	-	-	-
2010-11	Calgary	NHL	79	24	19	43		59	-	-	-	-	-
2011-12	Calgary	NHL	67	26	22	48		62	-	-	-	-	-
2012-13	Calgary	NHL	40	15	11	26		18	-	-	-	-	-
TOTALS			NHL	398	109	107	216	294	6	0	3	3	12
			FLAMES	327	93	97	190	239	6	0	3	3	12
			AHL	159	48	40	88	275	40	7	12	19	57
			WCHA	72	32	25	57	158	-	-	-	-	-

GLENCROSS VS NHL

NHL HIGHLIGHTS

TEAM	REGULAR SEASON					PLAYOFFS				
	GP	G	A	PTS	PIM	GP	G	A	PTS	PIM
Anaheim.....	18	8	6	14	7	0	0	0	0	0
Boston.....	4	1	0	1	4	0	0	0	0	0
Buffalo.....	4	0	0	0	0	0	0	0	0	0
Calgary.....	5	5	0	5	5	0	0	0	0	0
Carolina.....	4	4	0	4	0	0	0	0	0	0
Chicago.....	20	6	4	10	19	6	0	3	3	12
Colorado.....	35	11	12	23	20	0	0	0	0	0
Columbus.....	21	5	5	10	12	0	0	0	0	0
Dallas.....	23	3	5	8	9	0	0	0	0	0
Detroit.....	22	8	9	17	14	0	0	0	0	0
Edmonton.....	26	6	3	9	16	0	0	0	0	0
Florida.....	5	1	3	4	2	0	0	0	0	0
Los Angeles.....	18	3	4	7	14	0	0	0	0	0
Minnesota.....	27	4	7	11	28	0	0	0	0	0
Montreal.....	7	1	3	4	7	0	0	0	0	0
Nashville.....	25	9	10	19	6	0	0	0	0	0
New Jersey.....	4	3	4	7	2	0	0	0	0	0
NY Islanders.....	3	1	0	1	0	0	0	0	0	0
NY Rangers.....	5	0	0	0	2	0	0	0	0	0
Ottawa.....	7	2	3	5	4	0	0	0	0	0
Philadelphia.....	4	1	2	3	6	0	0	0	0	0
Phoenix.....	21	5	7	12	15	0	0	0	0	0
Pittsburgh.....	4	1	0	1	2	0	0	0	0	0
St. Louis.....	20	4	4	8	14	0	0	0	0	0
San Jose.....	17	2	3	5	23	0	0	0	0	0
Tampa Bay.....	4	0	2	2	0	0	0	0	0	0
Toronto.....	5	4	3	7	6	0	0	0	0	0
Vancouver.....	32	7	6	13	44	0	0	0	0	0
Washington.....	3	2	0	2	4	0	0	0	0	0
Winnipeg.....	5	2	2	4	9	0	0	0	0	0
TOTALS	398	109	107	216	294	6	0	3	3	12

FIRSTS:

First GP:.....01/13/2007 ANA 2 vs. COL 3
 First Goal:.....01/13/2007 ANA 2 vs. COL 3
 First Asst:.....11/10/2007 CBJ 3 at NSH 4

MOSTS (1 GAME): MOST RECENT

Goals:.....3 (2X) 03/15/2013 CGY 6 vs. NSH 3
 Assists:.....3 (1X) 01/10/2012 CGY 6 vs. NJD 3
 Points:.....4 (1X) 01/10/2012 CGY 6 vs. NJD 3 (1G-3A)
 SOG:.....8 (1X) 10/16/2010 CGY 5 vs. EDM 3
 PIM:.....15 (3X) 03/13/2012 CGY 3 vs. SJS 2
 Hat Tricks:.....2 03/15/2013 CGY 6 vs. NSH 3 (3G)
 Multi-Pt Games:.....42 03/15/2013 CGY 6 vs. NSH 3 (3G-0A)

LONGEST PERSONAL STREAKS:

Goals:.....7 (1X) 02/27/2012 - 03/11/2012 (7G)
 Assists:.....3 (2X) 02/14/2011 - 02/20/2011 (3A)
 Pts:.....8 (1X) 02/07/2011 - 02/22/2011 (7G-5A)

CUPS:

None

GLENCROSS

2012-13 HIGHLIGHTS

Was an alternate captain for the Flames ... scored a pair of power-play goals and added an assists which ties his career-high for points in a game on Jan. 21 ... scored the game-winning goal on Feb. 5 ... scored his 100th career goal on Feb. 15 ... had a three game streak (2+1) Feb. 13-17 ... netted his 100th career assist and 200th career point including the game-winner on Feb. 24 ... scored a shorthanded empty net goal on Mar. 6 ... injured (upper body) on Mar. 8 and missed two games before having a multi-point (1+1) game in his first game back on Mar. 13 ... scored his second career hat-trick including the game-winner on Mar. 15 ... scored his team leading 13th goal and had a five game points streak (5+3) on Mar. 22 ... missed Apr. 6 with a leg injury ... scored his 15th goal on Apr. 10 ... missed Apr. 13 due to the flu ... left the game Apr. 19 with a knee injury and is now on IR ... led the Flames in goals with 15 ... tied for the team lead in game-winning goals with three.

CAREER HIGHLIGHTS

2011-12: Led the NHL in shooting percentage (26 goals on 110 shots for 23.6%) ... finished second on the team in goals (26), tied for second in power-play goals (8), fourth in points (48) and fifth in assists (22) ... netted the Flames first goal of the season on home ice for the second consecutive year on Oct. 8 ... scored in three of the first four games of the season with goals on Oct. 8, 10 and 15 ... played in his 300th career game on Nov. 1 ... picked up a pair of goals on Nov. 18 ... scored a goal and an assist on Dec. 8 after missing the previous game with the flu ... scored a goal and an assist on Dec. 18 ... scored a pair of goals including the game winner on Dec. 22 ... had a goal and an assists on Dec. 23, had a four game goal streak Dec. 18-23 ... had a career-high four point game (1 G, 3 A) on Jan. 10 ... injured on Jan. 17 and was placed on IR ... returned on Feb. 23 after missing 13 games with a knee injury ... reached the 20 goal mark for the second consecutive season on Mar. 1 ... had a career-high seven game goal streak Feb. 25 - Mar. 11 the NHL's longest in the 2011-12 season and one shy of the Flames franchise record ... set a career-high with his 25th goal on Mar. 11 and finished with 26 on the season, also set a career-high in points with 48. **2010-11:** Set new career-highs for goals (24), points (43), and penalty minutes (59) in a season ... led Calgary players with two shorthanded goals ... third on the teams in goals (24) and tied for fifth in points (43) ... scored the first Flames goal of the season (shorthanded) for his 100th career point on Oct. 10 ... picked up a pair of assists for his first multi-point game of the season on Oct. 21 ... scored a pair of goals on Nov. 9 ... had his third multi-point game (1 G, 1 A) on Nov. 19 ... scored his seventh goal of the season which was the 10,000th franchise goal on Nov. 26 ... led the team in hits (5) on Nov. 27 ... tied a career-high with three points (2 G, 1 A) on Jan. 7 ... scored in back-to-back games with a goal on Jan. 11 ... registered back-to-back game-winners on Feb. 7-9 ... scored his 19th goal on Feb. 14 and had a career-high five game goal scoring streak ... had a career-high eight game point streak (7 G, 5 A) ending on Feb. 22 ... had a goal and two assists on Mar. 4 ... back-to-back-to-back game-winners on Mar. 4, 6, 9 (in a shootout) ... set a new career-high with a pair of assists to earn his 41st point on Mar. 20. **2009-10:** Scored a goal against his former team (EDM) on Oct. 3 ... scored his second goal of the season against another former team (CBJ) on Oct. 13 ... scored a shorthanded goal on Oct. 16 ... scored against his former team (CBJ) for the second time this season on Oct. 20 ... received a 3-game suspension on Nov. 7 ... registered an assist in his first game back from suspension on Nov. 17 ... scored his fifth goal of the season on Nov. 23 ... scored an empty net shorthanded goal and tied a career-high in points (3) and assists (2) in a game on Nov. 30 ... scored the game-winner against former club (EDM) on Dec. 31 ... back-to-back game-winning goals, tied career-high with two goals and three points on Jan. 2 ... recorded his first career hat trick on Feb. 3 ... played his 200th career game on Feb. 5 ... scored his 4th shorthanded goal of the season on Mar. 5 ... unsuccessful (J. Howard) on his first ever penalty shot attempt on Mar. 15 ... missed Mar. 19-Apr. 10 with a lower-body injury **2008-09:** Finished the season appearing in 74 games scoring 13 goals and 27 assists for 40 points (all are career-highs) ... registered his first point as a Flame with an assist on Oct. 14 COL 4 at CGY 5 ... scored his first goal as a Flame, which was the game-winner on Oct. 28 COL 0 at CGY 3 ... registered his first three point game (1 G, 2 A), and was a team-high +3 on Nov. 25 LAK 2 at CGY 6 ... extended his points streak with an assist to four games (3 G, 4 A) on Nov. 29 VAN 1 at CGY 3 ... missed six games (Dec. 16-19) due to a lower-body injury sustained on Dec. 12 ... had two assists and five shots on net Mar. 5 CGY 5 at PHI 1 ... had a goal and an assist on Mar. 14 CGY 6 at TOR 8 ... scored the game-winning goal and added an assist on Mar. 23 DET 3 at CGY 5 ... missed the last two games of the regular season. **PLAYOFFS:** Played in all six games collecting three assists ... recorded his first career playoff point (assist) in his first playoff game on Apr. 16 CGY 2 at CHI 3 OT ... registered his first multi-point playoff game with a pair of assists on Apr. 20 CHI 2 at CGY 4 **2007-08: BLUE JACKETS:** Scored 15 goals and added 10 assists for 25 points and 53 PIMS in 62 games played (9 G, 4 A with 28 PIM in 26 GP with Edmonton) and (6 G, 6 A with 25 PIM in 36 GP with Columbus) ... was 19th in NHL rookie scoring race and finished among rookie leaders in goals (fifth), shooting pct. (third at 14.4%), 11th in plus/minus (+8), 13th in hits (94) and PIM (53) and 17th in shots (104) ... registered two assists vs. Minnesota (Feb. 12) for his first points as an Oiler and first multi-point game with Edmonton ... had a two-game scoring streak (0 G, 3 A); Feb. 12-14 ... had a two-game goal scoring streak (Feb. 22-24) ... scored points in six of last 14 games (7 G, 1 A; Mar. 9-Apr. 3) ... scored goals (6) in four of last nine games (Mar. 18-Apr. 3) ... scored a career-high 2 goals vs. Phoenix (Mar. 18) for his 1st career multi-goal game and scored goals vs. Minnesota (Mar. 24) and at Colorado (Mar. 28) ... scored both goals in Oilers 3-2 loss at Calgary (Apr. 1) for his 2nd career multi-goal game. **OILERS:** Made Oilers debut vs. Calgary (Feb. 1) ... **2006-07:** Played in nine games with Anaheim and Columbus ... made his NHL debut with the Ducks and had a goal Jan. 13 vs. Colorado ... split the remainder of the season with Portland and Syracuse of the AHL ... had 16 points (6 G, 10 A) with 74 penalty minutes and was +3 in 31 games with Portland ... added 19 goals and 16 assists for 35 points with 53 penalty minutes and was +1 in 29 games with the Crunch ... set career-highs in goals, assists, points, plus/minus rating and penalty minutes ... had five power-play goals and three shorthanded tallies ... **2005-06:** Notched 15 goals and 10 assists with 85 penalty minutes and was +7 in 41 games with Portland ... added 10 points (4 G, 10 A) and 37 penalty minutes ... **2004-05:** Collected nine points (6 G, 3 A) with 63 penalty minutes in 51 games with Cincinnati of the AHL ... **PLAYOFFS:** Had a goal, six assists and 10 penalty minutes in nine playoff games.

COLLEGE HIGHLIGHTS

2003-04: Finished his senior season at Alaska-Anchorage with 21 goals, 13 assists for 34 points and 79 penalty minutes in 37 games ... led the club in goals and points ... registered 2-1-3 with six penalty minutes and was "even" in seven games with Cincinnati of the AHL ... **2002-03:** Had 23 points (11 G, 12 A) with 79 penalty minutes in 35 games for Alaska-Anchorage.





21

ROMAN HORAK

CENTRE

BORN: Ceske Budejovice, CZE

DATE: May 21, 1991

HEIGHT: 6'0"

WEIGHT: 179 lbs.

SHOOTS: Left

DRAFTED: NYR - 5th Round, 127th overall in the 2009 NHL Entry Draft

HOW ACQUIRED: Trade with New York Rangers along with two 2nd round picks in the 2011 NHL Draft in exchange for Tim Erixon and Calgary's 2011 5th round pick on June 1, 2011

CAREER RECORD

SEASON	CLUB	REGULAR SEASON							PLAYOFFS					
		LEA.	GP	G	A	PTS	PIM		GP	G	A	PTS	PIM	
2007-08	Ceske Budejovice	Czech	1	0	0	0	0		-	-	-	-	-	
2008-09	Ceske Budejovice	Czech	8	0	0	0	0		-	-	-	-	-	
2009-10	Chilliwack	WHL	66	21	26	47	39		6	2	4	6	4	
2010-11	Chilliwack	WHL	64	26	52	78	60		5	1	2	3	0	
2011-12	Calgary	NHL	61	3	8	11	14		-	-	-	-	-	
	Abbotsford	AHL	14	2	2	4	6		8	0	3	3	2	
2012-13	Calgary	NHL	20	2	5	7	2		-	-	-	-	-	
	Abbotsford	AHL	59	16	14	30	24		-	-	-	-	-	
TOTALS		NHL	81	5	13	18	16		-	-	-	-	-	
		AHL	73	18	16	34	30		8	0	3	3	2	
		WHL	130	47	78	125	99		11	3	6	9	4	
		Czech	9	0	0	0	0		-	-	-	-	-	

HORAK VS NHL

TEAM	REGULAR SEASON					PLAYOFFS				
	GP	G	A	PTS	PIM	GP	G	A	PTS	PIM
Anaheim.....	4	1	1	2	2	0	0	0	0	0
Boston.....	1	0	0	0	0	0	0	0	0	0
Buffalo.....	1	0	0	0	0	0	0	0	0	0
Carolina.....	1	0	0	0	2	0	0	0	0	0
Chicago.....	3	0	1	1	2	0	0	0	0	0
Colorado.....	5	1	4	5	2	0	0	0	0	0
Columbus.....	4	0	0	0	0	0	0	0	0	0
Dallas.....	3	1	0	1	0	0	0	0	0	0
Detroit.....	4	0	1	1	0	0	0	0	0	0
Edmonton.....	5	0	1	1	0	0	0	0	0	0
Florida.....	1	0	0	0	0	0	0	0	0	0
Los Angeles.....	4	0	0	0	0	0	0	0	0	0
Minnesota.....	7	0	1	1	0	0	0	0	0	0
Montreal.....	2	0	0	0	0	0	0	0	0	0
Nashville.....	5	0	0	0	2	0	0	0	0	0
New Jersey.....	1	0	0	0	0	0	0	0	0	0
NY Islanders.....	1	0	0	0	0	0	0	0	0	0
Ottawa.....	2	0	0	0	2	0	0	0	0	0
Philadelphia.....	1	0	0	0	0	0	0	0	0	0
Phoenix.....	5	0	0	0	0	0	0	0	0	0
Pittsburgh.....	1	0	1	1	0	0	0	0	0	0
St. Louis.....	6	1	1	2	0	0	0	0	0	0
San Jose.....	4	0	1	1	0	0	0	0	0	0
Toronto.....	2	0	0	0	0	0	0	0	0	0
Vancouver.....	6	1	1	2	4	0	0	0	0	0
Washington.....	1	0	0	0	0	0	0	0	0	0
Winnipeg.....	1	0	0	0	0	0	0	0	0	0
TOTALS.....	81	5	13	18	16	0	0	0	0	0

NHL HIGHLIGHTS

FIRSTS:

First GP:.....10/08/2011 CGY 3 vs. PIT 5
 First Asst:.....10/08/2011 CGY 3 vs. PIT 5
 First Goal:.....10/26/2011 CGY 4 vs. COL 2

MOSTS (1 GAME): MOST RECENT

Goals:.....1 (5X) 04/19/2013 CGY 3 vs. ANA 1
 Assists:.....2 (1X) 04/08/2013 CGY 3 at COL 1
 Points:.....2 (3X) 04/08/2013 CGY 3 at COL 1 (0G-2A)
 SOG:.....5 (1X) 04/03/2013 CGY 2 vs. EDM 8
 PIM:.....4 (1X) 11/01/2011 CGY 1 vs. VAN 5
 Multi-Pt Games:.....3 04/08/2013 CGY 3 at COL 1 (0G-2A)

LONGEST PERSONAL STREAKS:

Goals:.....2 (1X) 10/26/2011 - 10/28/2011 (2G)
 Assists:.....2 (3X) 04/15/2013 - 04/17/2013 (2A)
 Pts:.....3 (1X) 04/15/2013 - 04/19/2013 (1G-2A)

CUPS:

None

2012-13 HIGHLIGHTS

Played 59 games with the Abbotsford Heat finishing second on the team with 16 goals and adding 14 assists for 30 points along 24 PIMS ... picked up his first point of the NHL season (assist) on Jan. 21 ... assigned to Abbotsford Jan. 23 ... recalled from Abbotsford on Feb. 14 ... scored his first goal of the season on Feb. 17 ... reassigned to Abbotsford on Feb. 21 ... recalled from Abbotsford on Apr. 3 ... had a pair of assist and a team-high three hits on Apr. 8 ... had assists in back-to-back games Apr. 15 and Apr. 17 ... scored his second goal of the season on Apr. 19.


CAREER HIGHLIGHTS

2011-12: Played in 61 games for Calgary collecting 11 points (3 G, 8 A) with 14 PIM ... also played in 14 games for Abbotsford and had 2 goals and 2 assists ... made his NHL debut and had his first career point (assist) on Oct. 8 vs. PIT ... had his first NHL goal on Oct. 26 vs. COL (Giguere). **2010-11:** Played his 2nd and final season with Chilliwack in the WHL finishing with 78 points (26 G, 52 A) in 64 games ... was T-15th in WHL assists ... had a goal and 2 assists in 5 games in WHL playoffs ... had an assist in 5 games with Team Czech Republic at the 2011 U20 World Junior Championship ... **2009-10:** Played in his first season in the WHL with Chilliwack gathering 47 points (21 G, 26 A) in 66 games ... was 8th in WHL rookie scoring ... had 6 points (2 G, 4 A) in 6 games in playoffs ... played for Team Czech Republic in U20 World Junior Championship appearing in 6 games scoring once and adding an assist ... drafted by New York Rangers in the 5th round (127th overall) in the 2009 NHL Entry Draft ... **2008-09:** Played in 8 games for Ceske Budejovice HC (CZE) being held pointless ... had 3 points (2 G, 1 A) in 6 games ... **2007-08:** Spent the majority of the year with Ceske Budejovice junior team where he had 28 points (17 G, 11 A) in 34 games ... played in one game with the Ceske Budejovice pro team.

INTERNATIONAL HIGHLIGHTS

Represented Team Czech Republic at the 2009 U18 World Junior Championship





24

JIRI HUDLER
CENTRE

BORN: Olomouc, CZE
DATE: January 4, 1984
HEIGHT: 5'10"
WEIGHT: 180 lbs.
SHOOTS: Left

DRAFTED: DET - 2nd round, 58th overall, in the 2002 NHL Draft
HOW ACQUIRED: Signed as a free agent on July 2, 2012

CAREER RECORD

SEASON	CLUB	LEA.	REGULAR SEASON						PLAYOFFS					
			GP	G	A	PTS	PIM		GP	G	A	PTS	PIM	
1999-00	Vsetin HC	Czech	2	0	1	1	0		--	--	--	--	--	
2000-01	Vsetin HC	Czech	22	1	4	5	10		--	--	--	--	--	
	Havírov Femax HC	Czech	15	5	1	6	12		--	--	--	--	--	
2001-02	Vsetin HC	Czech	46	15	31	46	54		--	--	--	--	--	
2002-03	Vsetin HC	Czech	30	19	27	46	22		--	--	--	--	--	
	Kazan Ak-Bars	KHL	11	1	5	6	12		1	0	0	0	0	
2003-04	Detroit	NHL	12	1	2	3	10		--	--	--	--	--	
	Grand Rapids	AHL	57	17	32	49	46		4	1	5	6	2	
2004-05	Grand Rapids	AHL	52	12	22	34	10		--	--	--	--	--	
	Vsetin HC	Czech	7	5	2	7	10		--	--	--	--	--	
2005-06	Grand Rapids	AHL	76	36	60	96	56		16	6	16	22	20	
	Detroit	NHL	4	0	0	0	2		--	--	--	--	--	
2006-07	Detroit	NHL	76	15	10	25	36		6	0	2	2	4	
2007-08	Detroit	NHL	81	13	29	42	26		22	5	9	14	14	
2008-09	Detroit	NHL	82	23	34	57	16		23	4	8	12	6	
2009-10	Moscow	KHL	54	19	35	54	18		4	0	1	1	4	
2010-11	Detroit	NHL	73	10	27	37	28		10	1	2	3	6	
2011-12	Detroit	NHL	81	25	25	50	42		5	2	0	2	4	
2012-13	Calgary	NHL	42	10	17	27	22		-	-	-	-	-	
	HC Ocelari Trinec	CzRep	4	3	2	5	4		-	-	-	-	-	
	Czech Republic	WC-A	8	4	1	5	6		-	-	-	-	-	
	TOTALS													
		NHL	451	97	144	241	182		66	12	21	33	34	
		FLAMES	42	10	17	27	22		-	-	-	-	-	
		AHL	185	65	114	179	112		20	7	21	28	22	

HUDLER VS NHL

NHL HIGHLIGHTS

TEAM	REGULAR SEASON						PLAYOFFS					
	GP	G	A	PTS	PIM		GP	G	A	PTS	PIM	
Anaheim.....	21	1	3	4	6		7	2	2	4	6	
Boston.....	6	3	4	7	2		0	0	0	0	0	
Buffalo.....	7	3	3	6	0		0	0	0	0	0	
Calgary.....	20	5	6	11	12		3	0	2	2	2	
Carolina.....	3	1	5	6	0		0	0	0	0	0	
Chicago.....	37	7	19	26	18		5	0	1	1	0	
Colorado.....	23	9	9	18	4		4	0	4	4	0	
Columbus.....	36	4	10	14	20		4	2	2	4	0	
Dallas.....	22	8	5	13	10		6	2	2	4	4	
Detroit.....	3	0	0	0	4		0	0	0	0	0	
Edmonton.....	25	6	10	16	8		0	0	0	0	0	
Florida.....	5	1	2	3	2		0	0	0	0	0	
Los Angeles.....	23	4	9	13	10		0	0	0	0	0	
Minnesota.....	24	7	3	10	10		0	0	0	0	0	
Montreal.....	5	3	0	3	2		0	0	0	0	0	
Nashville.....	36	9	14	23	6		11	4	3	7	8	
New Jersey.....	5	0	2	2	4		0	0	0	0	0	
NY Islanders.....	4	0	0	0	0		0	0	0	0	0	
NY Rangers.....	4	3	1	4	0		0	0	0	0	0	
Ottawa.....	5	2	0	2	0		0	0	0	0	0	
Philadelphia.....	5	0	1	1	6		0	0	0	0	0	
Phoenix.....	23	3	6	9	8		4	1	2	3	0	
Pittsburgh.....	5	1	2	3	4		13	1	3	4	6	
St. Louis.....	38	4	13	17	14		0	0	0	0	0	
San Jose.....	23	2	6	8	14		9	0	0	0	8	
Tampa Bay.....	4	1	2	3	6		0	0	0	0	0	
Toronto.....	4	2	1	3	4		0	0	0	0	0	
Vancouver.....	23	5	5	10	4		0	0	0	0	0	
Washington.....	7	0	2	2	4		0	0	0	0	0	
Winnipeg.....	5	3	1	4	0		0	0	0	0	0	
TOTALS	451	97	144	241	182		66	12	21	33	34	

FIRSTS:

First GP:10/16/2003 DET 3 vs. VAN 2
 First Asst:10/29/2003 DET 5 vs. STL 6
 First Goal:12/10/2003 DET 7 at BUF 2

MOSTS (1 GAME): MOST RECENT

Goals:2 (9X) 01/31/2013 CGY 3 vs. COL 6
 Assists:3 (3X) 02/28/2013 CGY 4 at COL 5
 Points:3 (10X) 02/28/2013 CGY 4 at COL 5 (0G-3A)
 SOG:6 (5X) 03/24/2012 DET 5 vs. CAR 4
 PIM:4 (8X) 03/26/2013 CGY 0 at CHI 2
 Multi-Pt Games:47 03/15/2013 CGY 6 vs. NSH 3 (1G-1A)

LONGEST PERSONAL STREAKS:

Goals:3 (5X) 01/25/2012 - 02/02/2012 (4G)
 Assists:6 (1X) 02/11/2011 - 02/22/2011 (8A)
 Pts:6 (1X) 02/11/2011 - 02/22/2011 (1G-8A)

CUPS:

Detroit (2008)

HUDLER

2012-13 HIGHLIGHTS

Was on bereavement leave and missed the first three games of the season (Jan. 20-23) ... made his Flames debut on Jan. 26 and picked up his first point as a Flame (assist) ... had his first multi-point (2+1) and multi-goal game (2 G) on Jan. 31 both tie a career-high ... had a multi-point game with a pair of assists on Feb. 7 ... had the lone goal on Feb. 11 and scored in the shootout ... tied a career-high with three assists on Feb. 28 ... added a pair of assists on Mar. 3 ... had one assist to extend his assist streak to six assists in three games ending on Mar. 6 ... had a goal and an assist on Mar. 15 ... scored in back-to-back games Mar. 15-18 ... missed Apr. 8-10 due to injury ... scored his 10th goal of the year on Apr. 21 ... tied for the team lead in power-play goals with five.

CAREER HIGHLIGHTS


2011-12: RED WINGS: Recorded his 200th career point (assist) on Feb. 21 at CHI... reached the 20-goal plateau for the second time in his career on Feb. 25 vs. COL and also matched a career-high in that game by tallying 3 points (2 G, 1 A)... he matched that total again on Mar. 24 vs. CAR (1 G, 2 A)... **PLAYOFFS:** Played in five games and tied for the team lead in goals with two. **2010-11:** Appeared in 73 games for Detroit... registered 37 points (10 G, 27 A), 28 PIM and was -7... registered 31 points (9 G, 22 A) and a +2 rating in 43 games played after Christmas (just 6 points (1 G, 5 A) and -9 rating before Christmas)... matched career-high for assists (3) and points (3) in a game on Jan. 20 at STL... recorded back-to-back multi-point games Dec. 27 at COL (1 G, 1 A) and Dec. 29 at DAL (1 G, 1 A)... played in his 300th career game Feb. 2 at OTT... registered his 100th career assist Mar. 26 vs. TOR... averaged 13:30 of time on ice per game in the regular-season... notched three power-play goals and two game-winning goals... **PLAYOFFS:** Appeared in 10 of 11 post-season games for Detroit... finished with three points (1 G, 2 A) and 6 PIM in the playoffs... finished with a -1 rating in the post-season... averaged 11:57 of time on ice in the playoffs. **2009-10: DYNAMO MOSCOW (KHL):** Registered 54 points (19 G, 35 A) in 54 games... his 54 points ranked ninth in KHL scoring... registered 18 PIM. **2008-09:** Appeared in all 82 regular season games for Detroit, a career-high... the only member of the Red Wings to appear in every regular season game... registered career-highs with 23 goals, 34 assists, 57 points and 155 shots on goal... his 57 points ranked seventh on Detroit... his 23 goals included six power-play goals and two game-winners... averaged 13:39 of ice time during the regular season... **PLAYOFFS:** Appeared in all 23 post-season games for Detroit... finished tied for seventh on the Red Wings with 12 points (4 G, 8 A)... scored two power-play goals and one game winning goal during the 2009 playoffs (Round Two Game Five vs. ANA)... averaged 13:27 of time on ice in the post-season. **2007-08:** Played in a career-high 81 games... scored 13 goals, including 3 power-play tallies and 2 game winners... registered career-highs with 29 assists and 42 points... had eight multi-point games... tied a career-high with 3 assists vs. CAR on Dec. 9... had a four game point streak Dec. 22 - 29 (2 G, 3 A)... **PLAYOFFS:** Appeared in all 22 post-season games for Detroit... registered first career post-season goal in Round 1, Game 3 at NSH on Apr. 14... scored the game-winning goal in Game 4 of the Stanley Cup Final at PIT... set post-season career-highs with 5 goals, 9 assists and 14 points... won his first career Stanley Cup Championship... **2006-07:** Played 76 games in his first full season in the NHL... led Red Wings rookies in points, goals and assists with 15 goals, 10 assists and 25 points... collected over half of his 25 points in the last 20 games of the season, tallying 6 goals and seven assists... scored a career-high two goals on Mar. 14 vs. NSH... scored his first NHL power-play marker on Oct. 19 vs. at SJS. **PLAYOFFS:** Made his playoff debut in Game 1 of the CQF vs. CGY on Apr. 12 and recorded an assist... played in 6 of Detroit's 18 post-season contests. **2005-06:** Appeared in four games with Detroit... **GRIFFINS (AHL):** Played 76 games with Grand Rapids, leading the team in points (96) and assists (60)... named to the AHL's Second All-Star Team after he set a Griffins' records for points (96) and assists (60) in a season... tied a Griffins record for assists in a game (5)... set a Griffins record for points in a period (4)... his 36 goals ranked seventh in the AHL... **PLAYOFFS:** Led Grand Rapids in playoff scoring with 22 points (6 G, 16 A) in 16 games. **2004-05:** Began 2004-05 in Grand Rapids with 12 points in the first 12 games (5 G, 7 A)... capped off his first AHL hat trick in OT for a 4-3 win at San Antonio (Oct. 24)... missed four games due to injury and another 24 while in Czech Republic... returned home to be with his father who was awaiting a liver transplant... **VSETIN (CZECH REPUBLIC):** Joined his old team, Vsetin, while in Europe, appearing in seven games (5 G, 2 A)... returned to Grand Rapids in January and finished the season with the Griffins. **2003-04: RED WINGS:** Saw his first NHL action on Oct. 16 vs. Vancouver... first NHL point was an assist vs. Chris Osgood and St. Louis on Oct. 29... first NHL goal came at Buffalo Dec. 10 as Detroit's first tally on Ryan Miller in a 7-2 win... played in the 2004 AHL All-Star Classic... **GRIFFINS (AHL):** In 57 games with Griffins, finished second on team with 32 assists and tied for third in goals with 17. **2002-03:** Led the Czech league in scoring through Christmas with 46 points in his first 30 games (19 G, 27 A)... transferred to Kazan in Russia after World Juniors (3 G, 4 A in 6 games)... **2001-02:** Led Vsetin of the top Czech league in scoring with 46 points in 46 games (15 G, 31 A).

INTERNATIONAL HIGHLIGHTS

2013: Represented Czech Republic at the 2013 World Hockey Championship held in Stockholm, Sweden and Helsinki, Finland recording 5 points (4 G, 1 A) in 8 games played ... Represented the Czech Republic at the IIHF World Junior Championship in 2002, 2003 and 2004 (6 G, 9 A in 20 total games) and at the 2003 IIHF World Championship... **2002-03:** Had a strong showing in World Championship with six points in nine games (2 G, 4 A)... **2001-02:** Youngest player on Czech Under-20 team at World Junior Championship... Served as captain of the Czech Under-18 team at World Championship where he led team with 14 points in eight games (7 G, 7 A).



**TIM
JACKMAN**
RIGHT WING **15**



15

TIM JACKMAN
RIGHT WING

BORN: Minot, ND
DATE: November 14, 1981
HEIGHT: 6'2"
WEIGHT: 216 lbs.
SHOOTS: Right

DRAFTED: CBJ - 2nd round, 38th overall, in the 2001 NHL Draft
HOW ACQUIRED: Signed as a free agent on July 2, 2010

CAREER RECORD

SEASON	CLUB	REGULAR SEASON						PLAYOFFS				
		LEA.	GP	G	A	PTS	PIM	GP	G	A	PTS	PIM
1999-00	Twin City	USHL	23	9	8	17	58	13	8	5	13	12
2000-01	Minn. State Mankato	WCHA	37	11	14	25	92	-	-	-	-	-
2001-02	Minn. State Mankato	WCHA	36	14	14	28	86	-	-	-	-	-
2002-03	Syracuse	AHL	77	9	7	16	48	-	-	-	-	-
2003-04	Syracuse	AHL	64	23	13	36	61	7	2	3	5	12
	Columbus	NHL	19	1	2	3	16	-	-	-	-	-
2004-05	Syracuse	AHL	73	14	21	35	98	-	-	-	-	-
2005-06	San Antonio	AHL	50	7	13	20	127	-	-	-	-	-
	Phoenix	NHL	8	0	0	0	21	-	-	-	-	-
	Manchester	AHL	18	2	3	5	33	7	0	3	3	20
2006-07	Manchester	AHL	69	19	14	33	143	16	3	3	6	26
	Los Angeles	NHL	5	0	0	0	0	-	-	-	-	-
2007-08	Bridgeport	AHL	44	15	21	36	67	-	-	-	-	-
	NY Islanders	NHL	36	1	3	4	57	-	-	-	-	-
2008-09	Bridgeport	AHL	12	6	1	7	35	-	-	-	-	-
2010-11	Calgary	NHL	82	10	13	23	86	-	-	-	-	-
2012-13	Calgary	NHL	42	1	4	5	76	-	-	-	-	-
TOTALS		NHL	390	23	40	63	613	-	-	-	-	-
		FLAMES	199	12	23	35	256	-	-	-	-	-
		AHL	407	95	93	188	612	30	5	9	14	58
		WCHA	73	25	28	53	178	-	-	-	-	-
		USHL	23	9	8	17	58	13	8	5	13	12

JACKMAN VS NHL

TEAM	REGULAR SEASON					PLAYOFFS				
	GP	G	A	PTS	PIM	GP	G	A	PTS	PIM
Anaheim	13	0	1	1	4	0	0	0	0	0
Boston	11	0	1	1	22	0	0	0	0	0
Buffalo	9	0	1	1	28	0	0	0	0	0
Calgary	3	0	1	1	2	0	0	0	0	0
Carolina	12	1	4	5	24	0	0	0	0	0
Chicago	14	1	2	3	9	0	0	0	0	0
Colorado	23	3	2	5	33	0	0	0	0	0
Columbus	14	0	1	1	19	0	0	0	0	0
Dallas	12	0	2	2	15	0	0	0	0	0
Detroit	13	0	3	3	13	0	0	0	0	0
Edmonton	18	1	5	6	45	0	0	0	0	0
Florida	9	1	0	1	11	0	0	0	0	0
Los Angeles	17	1	0	1	23	0	0	0	0	0
Minnesota	22	0	1	1	28	0	0	0	0	0
Montreal	13	0	1	1	13	0	0	0	0	0
Nashville	11	0	1	1	2	0	0	0	0	0
New Jersey	15	0	2	2	32	0	0	0	0	0
NY Islanders	2	1	1	2	2	0	0	0	0	0
NY Rangers	12	0	1	1	15	0	0	0	0	0
Ottawa	14	2	3	5	14	0	0	0	0	0
Philadelphia	16	1	1	2	25	0	0	0	0	0
Phoenix	14	2	0	2	16	0	0	0	0	0
Pittsburgh	17	1	1	2	46	0	0	0	0	0
St. Louis	15	0	2	2	26	0	0	0	0	0
San Jose	16	1	1	2	37	0	0	0	0	0
Tampa Bay	7	0	1	1	15	0	0	0	0	0
Toronto	11	1	0	1	12	0	0	0	0	0
Vancouver	20	4	1	5	35	0	0	0	0	0
Washington	10	0	0	0	23	0	0	0	0	0
Winnipeg	7	2	0	2	24	0	0	0	0	0
TOTALS	390	23	40	63	613	0	0	0	0	0

NHL HIGHLIGHTS

FIRSTS:

First GP:12/20/2003 CBJ 2 at MIN 5
 First Goal:02/27/2004 CBJ 4 at CHI 3
 First Goal vs.:Leighton, Michael at 1:20 of period 2
 First Asst:02/27/2004 CBJ 4 at CHI 3

MOSTS (1 GAME): MOST RECENT

Goals:2 (1X) 02/09/2011 CGY 5 vs. OTT 2
 Assists:2 (3X) 04/13/2013 CGY 4 at EDM 1
 Points:2 (7X) 04/13/2013 CGY 4 at EDM 1 (OG-2A)
 SOG:6 (3X) 04/13/2013 CGY 4 at EDM 1
 PIM:17 (3X) 04/25/2013 CGY 1 at STL 4
 Multi-Pt Games:7 04/13/2013 CGY 4 at EDM 1 (OG-2A)

LONGEST PERSONAL STREAKS:

Goals:2 (1X) 12/31/2010 - 01/01/2011 (2G)
 Assists:2 (5X) 01/21/2011 - 01/22/2011 (2A)
 Pts:5 (1X) 12/27/2010 - 01/05/2011 (3G-3A)

CUPS:

None

JACKMAN

2012-13 HIGHLIGHTS

Played in his 350 career game on Jan. 21...led the team in hits (3) on Jan. 31... had his first fight of the season on Feb. 2... had a team-high six hits on Feb. 7... had a team-high four hits on Feb. 13... had a team-high two hits on Feb. 15... had a team-high eight hits on Feb. 18... netted his first goal of the season on Feb. 24... picked up his first assist on the season on Mar. 27... had a team-high five hits on Apr. 5... had a team-high four hits on Apr. 12... had a team-high four shots and had the most ice time of his Flames career (19:09) on Apr. 19... had 17 penalty minutes on Apr. 25 at STL which was a team-high for the season... led all Flames players in hits with 98... led the Flames in fighting majors with eight.

CAREER HIGHLIGHTS

2011-12: Led the team in PIMS (94) for the second straight season... had his first multi-point game of the season with a pair of assists on Oct. 28... led the team in hits (6) on Nov. 11... led the team in hits (5) on Nov. 21... played his 300th career game on Dec. 6... scored his first goal of the season against his former team (NYI) on Dec. 29... led the team in hits (4) on Jan. 10... left the game on Mar. 6 with a shoulder injury and missed six games.

2010-11: FLAMES: Signed by the Calgary Flames for a 2-year contract on July 2... set career-highs for goals (10), assists (13), points (23), and plus/minus (+4)... led the Flames in hits (133), penalty minutes (86), and fighting majors (12)... made his Flames debut on Oct. 7 in Edmonton... led the team in hits (6) on Oct. 22... played in his 200th career game on Oct. 26... scored his first goal as a Flame on Oct. 28... led the team in hits (5) on Nov. 22... had his third goal of the season, led the team in shots (4) and had a fight on Dec. 1... led the team in hits (3) on Dec. 7... netted the game-winner and added an assist on Dec. 31... scored in back-to-back games with goals on Dec. 31 and Jan. 1... scored his sixth goal and had a five-game point streak (3 G, 3 A) Dec. 27 - Jan. 5... had a goal and an assist on Jan. 22... registered his first multi-goal game of his career on Feb. 9... scored his 10th goal on Feb. 12... **2009-10: ISLANDERS:** Played in 54 games earning 9 points (4 G, 5 A) and 98 penalty minutes... led the Islanders in penalty minutes (98) and 10 majors... registered his 300th career penalty minute Nov. 11 at WSH... set an NHL record for fastest goal scored by a player on his birthday at 0:16, Nov. 14 at FLA... **2008-09:** Led the Islanders in penalty minutes (155) and hits (151)... ranked 14th in the league in penalty minutes... established new career-highs in games played (69), goals (5), assists (7), points (12), penalty minutes (155) and shots on goal (99)... named 2009 recipient of the Bob Nystrom Award presented to the player who best exemplifies leadership, hustle and dedication... scored first career short handed goal on Jan. 3 at SJS... played in 100th NHL game on Jan. 17 vs. NJD... recorded career-high two assists in one game on Mar. 20 at CAR... **SOUND TIGERS (AHL):** Recorded 7 points (6 G, 1 A) in 12 games with the Bridgeport Sound Tigers (AHL) at the start of the season... **2007-08:** Played in 36 games with the Islanders, registering 4 points (1 G, 3 A) to go along with 57 penalty minutes... scored first goal as an Islander on Jan. 5 at COL... **SOUND TIGERS (AHL)** Finished as the sixth leading scorer on the Sound Tigers with 36 points (15 G, 21 A) playing in only 44 games... **2006-07: KINGS:** Appeared in 5 games with Los Angeles, compiling 10 penalty minutes... **MONARCHS (AHL):** In 69 games with Manchester (AHL), recorded 33 points (19 G, 14 A)... played in 16 playoff games for Manchester, notching 6 points (3 G, 3 A)... **2005-06: COVOTES:** Collected 21 penalty minutes in 8 games with Phoenix... **RAMPAGE (AHL):** Had 20 points (7 G, 13 A) and 127 penalty minutes in 50 games with San Antonio (AHL)... **MONARCHS (AHL):** Scored two goals and added three assists for five points in 18 regular season games with Manchester (AHL)... appeared in 7 playoff games with Manchester, recording 3 assists and 20 penalty minutes... **2004-05:** Recorded career-highs in assists (21) and penalty minutes (98) with Syracuse (AHL)... **2003-04: BLUE JACKETS:** Made NHL debut on Dec. 20 at MIN... scored first NHL points (1 G, 1 A), in the Blue Jackets' 4-3 victory Feb. 27 at CHI... **CRUNCH (AHL):** recorded 23 goals and 36 points in 64 games with Syracuse (AHL)... ranked second on Syracuse (AHL) in goals... **PLAYOFFS:** Played in 7 playoff games with Syracuse, scoring 5 points (2 G, 3 A)... **2002-03:** Appeared in 77 games with Syracuse (AHL), scoring 16 points (9 G, 7 A) and 48 penalty minutes in his AHL rookie campaign.

COLLEGE HIGHLIGHTS

2001-02: Became the first MSU - Mankato player selected in the NHL Draft by the Columbus Blue Jackets (second round, 38th overall)... finished college career after two seasons with a total of 53 points... **2000-01:** Scored 25 points in his freshman season with the MSU Mavericks.





19

BLAIR JONES CENTRE

BORN: Central Butte, SK
DATE: September 27, 1986
HEIGHT: 6'3"
WEIGHT: 211 lbs.
SHOOTS: Right

DRAFTED: TBL – 4th round, 102nd overall, in the 2005 NHL Draft
HOW ACQUIRED: Trade with Tampa Bay in exchange for Brendan Mikkelson on January 6, 2012

CAREER RECORD

SEASON	CLUB	REGULAR SEASON							PLAYOFFS					
		LEA.	GP	G	A	PTS	PIM		GP	G	A	PTS	PIM	
2002-03	Red Deer	WHL	37	3	4	7	17		10	1	0	1	0	
2003-04	Red Deer	WHL	72	9	22	31	55		19	1	5	6	24	
2004-05	Red Deer	WHL	39	7	18	25	48		-	-	-	-	-	
	Moose Jaw	WHL	29	7	18	25	30		5	2	5	7	8	
2005-06	Moose Jaw	WHL	72	35	50	85	85		22	9	12	21	45	
2006-07	Springfield	AHL	45	5	16	21	36		-	-	-	-	-	
	Tampa Bay	NHL	20	1	2	3	2		-	-	-	-	-	
2007-08	Norfolk	AHL	75	14	28	42	50		-	-	-	-	-	
	Tampa Bay	NHL	4	0	0	0	0		-	-	-	-	-	
2008-09	Norfolk	AHL	80	20	34	54	61		-	-	-	-	-	
2009-10	Norfolk	AHL	63	9	21	30	27		-	-	-	-	-	
	Tampa Bay	NHL	14	0	0	0	10		-	-	-	-	-	
2010-11	Norfolk	AHL	56	24	31	55	75		4	1	0	1	8	
	Tampa Bay	NHL	18	1	2	3	2		7	0	0	0	2	
2011-12	Tampa Bay	NHL	22	2	2	4	10		-	-	-	-	-	
	Norfolk	AHL	5	2	2	4	16		-	-	-	-	-	
	Calgary	NHL	21	1	3	4	8		-	-	-	-	-	
2012-13	Calgary	NHL	15	0	1	1	10		-	-	-	-	-	
	Abbotsford	AHL	21	3	4	7	23		-	-	-	-	-	
TOTALS		NHL	114	5	10	15	42		7	0	0	0	2	
		Flames	36	1	4	5	18		-	-	-	-	-	
		AHL	345	77	136	213	288		4	1	0	1	8	
		WHL	249	61	112	173	235		56	13	22	35	77	

B. JONES VS NHL

TEAM	REGULAR SEASON						PLAYOFFS					
	GP	G	A	PTS	PIM		GP	G	A	PTS	PIM	
Anaheim	5	2	2	4	6		0	0	0	0	0	
Boston	5	0	1	1	0		4	0	0	0	0	
Buffalo	5	0	0	0	2		0	0	0	0	0	
Calgary	2	0	1	1	0		0	0	0	0	0	
Carolina	5	0	1	1	2		0	0	0	0	0	
Chicago	4	0	1	1	2		0	0	0	0	0	
Colorado	3	0	0	0	2		0	0	0	0	0	
Columbus	2	1	0	1	2		0	0	0	0	0	
Dallas Stars	4	0	1	1	0		0	0	0	0	0	
Detroit	3	0	0	0	0		0	0	0	0	0	
Edmonton	3	0	0	0	2		0	0	0	0	0	
Florida	5	0	1	1	0		0	0	0	0	0	
Los Angeles	5	1	0	1	0		0	0	0	0	0	
Minnesota	3	0	0	0	0		0	0	0	0	0	
Montreal	2	0	0	0	0		0	0	0	0	0	
Nashville	3	0	0	0	2		0	0	0	0	0	
New Jersey	4	1	0	1	0		0	0	0	0	0	
NY Islanders	5	0	0	0	0		0	0	0	0	0	
NY Rangers	4	0	0	0	4		0	0	0	0	0	
Ottawa	4	0	0	0	0		0	0	0	0	0	
Philadelphia	6	0	0	0	5		0	0	0	0	0	
Phoenix	2	0	1	1	0		0	0	0	0	0	
Pittsburgh	3	0	0	0	0		0	0	0	0	0	
St. Louis	4	0	0	0	5		0	0	0	0	0	
San Jose	5	0	0	0	4		0	0	0	0	0	
Toronto	4	0	0	0	0		0	0	0	0	0	
Vancouver	5	0	0	0	4		0	0	0	0	0	
Washington	4	0	1	1	0		3	0	0	0	2	
Winnipeg	5	0	0	0	0		0	0	0	0	0	
Totals	114	5	10	15	42		7	0	0	0	2	

NHL HIGHLIGHTS

FIRSTS:

First GP: 11/20/2006 TBL 2 at BUF 7
First Goal: 02/06/2007 TBL 3 vs. LAK 2
First Asst: 11/22/2006 TBL 6 at FLA 4

MOSTS (1 GAME): MOST RECENT

Goals: 1(5X) 01/12/2012 CGY 1 vs. ANA 0
Assists: 1(10X) 02/13/2013 CGY 7 vs. DAL 4
Points: 1(15X) 02/13/2013 CGY 7 vs. DAL 4 (0G-1A)
SOG: 5(1X) 02/09/2013 CGY 1 at VAN 5
PIM: 5(2X) 01/09/2010 TBL 1 at PHI 4

LONGEST PERSONAL STREAKS:

Goals: 1(5X) 01/12/2012 – 01/12/2012 (1G)
Assists: 2(1X) 02/03/2012 – 02/06/2012 (2A)
Pts: 3(1X) 12/12/2011 – 12/17/2011 (2G-1A)

CUPS:

None

B. JONES

2012-13 HIGHLIGHTS

Played in his 100 career game on Jan. 21 ... was a team-high 5/6 (83%) in the face off circle on Feb. 7 ... had a team-high five hits on Feb. 11 ... picked up his first point of the season (assist) on Feb. 13 ... assigned to Abbotsford on Feb. 21 ... has three goals and four assists for seven points and 23 PIMS in 20 games with the Heat ... recalled from Abbotsford on Apr. 9 ... had a team-high three hits on Apr. 10 ... reassigned to Abbotsford on Apr. 12 ... recalled from Abbotsford on Apr. 21 ... played his NHL career-high 19:28 TOI at NSH on Apr. 23 ... led the Flames in face off win percentage 58/109 (53.2%).

CAREER HIGHLIGHTS

2011-12: LIGHTNING: Recorded his first point of the season, an assist, in the season opener on Oct. 7... appeared in 21 of the Lightning's first 38 games and averaged 8:24 in ice time... **ADMIRALS (AHL):** Assigned to Norfolk on Nov. 25... played in five games with the Admirals, recording two goals and four points prior to his recall on Dec. 8... **LIGHTNING:** Scored his first goal of the season on Dec. 12... held a career-high three-game point streak from Dec. 12 - 17... **FLAMES:** Acquired by Calgary on Jan. 6... played his first game with the Flames on Jan. 7 vs. MIN... scored his first goal with the Flames on Jan. 12, a game-winner in overtime vs. ANA, he is the third player in franchise history to score his first goal in OT (Tim Sweeney and Shean Donovan)... sustained an ankle injury on Feb. 9 and missed 19 games before returning to the lineup on Mar. 22. Appeared in 56 games with the Admirals and recorded 24 goals, 31 assists for 55 points... ranked second in goals, assists and points among all Admirals skaters... his plus 17 rating ranked second on the team... was fourth on the Admirals with six power-play goals... Also skated in 18 games with the Lightning, which was the second highest total of his NHL career... tied a single-season career-high with his first and only goal of the season on Oct. 30 at PHX... also tied NHL career-highs with two assists and three points... Made his Stanley Cup Playoff debut with the Lightning, appearing in seven games and registering two penalty minutes... Played in 14 games with Tampa Bay after being recalled from Norfolk on Dec. 5, logging 12:50 in average ice time... Reassigned to Norfolk on Jan. 12... appeared in 63 games, tallying nine goals and 30 points for the Admirals, which was the team's seventh-highest point total... played in 154 consecutive games with Norfolk before his recall to Tampa Bay... ranked eighth team history at the time in games played with 218, ninth in points with 126, and fourth in assists with 83... represented Norfolk at the 2010 AHL All-Star Classic in Portland, Maine... won the Reebok Hardest Shot Competition at the AHL All-Star Skills Competition with a 100.7-mph shot, becoming the fourth Admiral to win the competition... Played in 80 games with Norfolk, registering career-highs with 20 goals, 34 assists and 54 points... established a Norfolk record for shots on goal in a season with 271, ranking third in the AHL... finished second in scoring, fourth in goals and second in assists on Norfolk... was the only Admiral player to play in all 80 games... wore the "A" for three games from Apr. 8 - 11... played in his 200th career AHL game and recorded his 20th goal of the season on Apr. 11 at Wilkes-Barre/Scranton... Tied for second on Norfolk in assists with 28 and was third in points with 42 and game-winning goals with two... Was recalled to Tampa Bay Dec. 14 and played in four games before being reassigned... Made his professional and NHL debuts... he played in 20 games for the Lightning and scored a goal while recording two assists... scored his first NHL goal on Feb. 6 vs. LAK, recorded his first NHL point with an assist Nov. 22 at FLA and played in his first NHL game Nov. 20 at BUF... Played in 45 games with Springfield and scored five goals and 21 points... ranked sixth on the team with 16 assists.


JUNIOR HIGHLIGHTS

Played in 249 career games in the WHL with the Moose Jaw Warriors and the Red Deer Rebels... he scored 61 goals and also had 112 assists... **2005-06: WARRIORS (WHL):** Was third on Moose Jaw in points 85 and goals with 35 in 72 games... his 14 power-play goals led the team and he was second in assists with 50... ranked sixth in the WHL in points and tied for fifth in assists... **PLAYOFFS:** Also appeared in 22 playoff games with Moose Jaw and led the team with 21 points... ranked second in the league in playoff scoring, third in goals and fourth in assists... played in 249 career games in the WHL with Moose Jaw and the Red Deer Rebels... he scored 61 goals and handed out 112 assists.



DAVID
JONES
54

RIGHT WING



54

DAVID JONES

RIGHT WING

BORN: Guelph, ON
DATE: August 10, 1984
HEIGHT: 6'2"
WEIGHT: 208 lbs.
SHOOTS: Right

DRAFTED: COL - 9th round, 288th overall, in the 2003 NHL Draft
HOW ACQUIRED: Trade with Colorado along with Shane O'Brien in exchange for Alex Tanguay and Cory Sarich on June 27, 2013

CAREER RECORD

SEASON	CLUB	REGULAR SEASON						PLAYOFFS					
		LEA.	GP	G	A	PTS	PIM	GP	G	A	PTS	PIM	
2001-02	Coquitlam	BCHL	59	19	32	51	62	-	-	-	-	-	-
2002-03	Coquitlam	BCHL	35	9	19	28	55	-	-	-	-	-	-
2003-04	Coquitlam	BCHL	53	33	60	93	78	7	3	6	9	4	
2004-05	Dartmouth College	ECAC	34	9	5	14	26	-	-	-	-	-	-
2005-06	Dartmouth College	ECAC	33	17	17	34	38	-	-	-	-	-	-
2006-07	Dartmouth College	ECAC	33	18	26	44	22	-	-	-	-	-	-
2007-08	Lake Erie	AHL	45	14	16	30	16	-	-	-	-	-	-
	Colorado	NHL	27	2	4	6	8	10	0	1	1	6	
2008-09	Colorado	NHL	40	8	5	13	8	-	-	-	-	-	-
2009-10	Colorado	NHL	23	10	6	16	2	-	-	-	-	-	-
2010-11	Colorado	NHL	77	27	18	45	28	-	-	-	-	-	-
2011-12	Colorado	NHL	72	20	17	37	32	-	-	-	-	-	-
2012-13	Colorado	NHL	33	3	6	9	6	-	-	-	-	-	-
TOTALS		NHL	272	70	56	126	84	10	0	1	1	6	
		AHL	45	14	16	30	16	-	-	-	-	-	-
		ECAC	100	44	48	92	86	-	-	-	-	-	-

D. JONES VS NHL

TEAM	REGULAR SEASON					PLAYOFFS				
	GP	G	A	PTS	PIM	GP	G	A	PTS	PIM
Anaheim.....	14	3	1	4	8	0	0	0	0	0
Boston.....	4	1	1	2	0	0	0	0	0	0
Buffalo.....	3	2	0	2	0	0	0	0	0	0
Calgary.....	22	5	2	7	8	0	0	0	0	0
Carolina.....	3	0	2	2	2	0	0	0	0	0
Chicago.....	16	5	5	10	4	0	0	0	0	0
Columbus.....	15	6	3	9	4	0	0	0	0	0
Dallas.....	11	2	2	4	4	0	0	0	0	0
Detroit.....	14	4	5	9	2	4	0	0	0	0
Edmonton.....	25	4	7	11	4	0	0	0	0	0
Florida.....	3	0	1	1	0	0	0	0	0	0
Los Angeles.....	14	4	5	9	2	0	0	0	0	0
Minnesota.....	21	6	2	8	7	6	0	1	1	6
Montreal.....	3	2	2	4	0	0	0	0	0	0
Nashville.....	14	3	5	8	6	0	0	0	0	0
New Jersey.....	4	0	0	0	0	0	0	0	0	0
NY Islanders.....	3	0	1	1	9	0	0	0	0	0
NY Rangers.....	4	1	0	1	2	0	0	0	0	0
Ottawa.....	2	1	0	1	2	0	0	0	0	0
Philadelphia.....	4	3	1	4	0	0	0	0	0	0
Phoenix.....	13	1	0	1	2	0	0	0	0	0
Pittsburgh.....	4	3	2	5	0	0	0	0	0	0
St. Louis.....	9	3	1	4	0	0	0	0	0	0
San Jose.....	12	0	1	1	2	0	0	0	0	0
Tampa Bay.....	3	1	0	1	0	0	0	0	0	0
Toronto.....	3	2	1	3	0	0	0	0	0	0
Vancouver.....	24	6	4	10	14	0	0	0	0	0
Washington.....	1	0	0	0	0	0	0	0	0	0
Winnipeg.....	4	2	2	4	2	0	0	0	0	0
TOTALS	272	70	56	126	84	10	0	1	1	6

NHL HIGHLIGHTS

FIRSTS:

First GP:.....12/21/2007 COL 4 vs. NYR 3
 First Goal:.....03/11/2008 COL 5 at ATL 2
 First Asst:.....01/20/2008 COL 3 vs. CBJ 1

MOSTS (1 GAME): MOST RECENT

Goals:.....2 (10X) 02/24/2012 COL 5 at CBJ 0
 Assists:.....2 (6X) 02/18/2013 COL 6 vs. NSH 5
 Points:.....3 (9X) 02/24/2012 COL 5 at CBJ 0 (2G-1A)
 SOG:.....8 (1X) 03/28/2012 COL 0 at VAN 1
 PIM:.....8 (1X) 03/24/2012 COL 2 vs. VAN 3
 Multi-Pt Games:.....23 02/28/2013 COL 5 vs. CGY 4 (1G-1A)

LONGEST PERSONAL STREAKS:

Goals:.....3 (3X) 10/13/2011 - 10/17/2011 (4G)
 Assists:.....3 (1X) 10/12/2009 - 10/15/2009 (3A)
 Pts:.....4 (2X) 11/15/2010 - 11/20/2010 (3G-1A)

CUPS:

None

D. JONES

2012-13 HIGHLIGHTS

Finished the season appearing in 33 games with COL collecting 9 points (3 G, 6 A) ... scored his second OT goal of the season and fifth of his career on March 20 vs. Calgary ... had 12 points (6 G, 6 A) in 11 games during the month of February, his most points ever in a single month ... matched his career-high with two goals and three points on Feb. 24 at Columbus ... appeared in his 200th game on Jan. 2 at LAK ... missed eight games due to a groin injury, Dec. 15-29 ... recorded his first career fight on Nov. 10 vs. NY Islanders and his second on Nov. 17 at Minnesota ... had a three-game goal streak, Oct. 13-17, matching his personal best. Had a personal-high eight shots on March 28 at Vancouver.

CAREER HIGHLIGHTS

2011-12: Reached the 20-goal mark for the second straight year, finishing with 20 goals, 17 assists and 37 points in 72 games ... shared the team lead with five game-winning goals, while his 20 goals overall ranked third on the squad ... finished tied for fourth on the club in points ... scored two overtime goals in 2011-12, giving him five in his career (third-most in franchise history) ... all five of his OT winners have come since Jan. 1, 2011, tied with Steven Stamkos for the highest total of any NHL player during that time span ... had a three-game goal streak, Oct. 13-17, matching his personal best ... scored the OT winner at Toronto on Oct. 17 to cap off the franchise's first-ever 5-0-0 road trip ... recorded his first career fighting major on Nov. 10 vs. NY Islanders and his second a week later on Nov. 17 at Minnesota ... missed eight games due to a groin injury, Dec. 15-29 ... appeared in his 200th career game on Jan. 2 at Los Angeles ... tallied 12 points (6 G, 6 A) in 11 games during the month of February, his most points ever in a single month ... recorded his fifth career OT marker on March 20 vs. Calgary ... had a personal-high eight shots on March 28 at Vancouver ... **2010-11:** Shared the team goal-scoring lead with a career-high 27 goals...also set personal bests in games (77), assists (18) and points (45)...led Colorado with four game-winning tallies and set a new single-season franchise record with three overtime goals...Jones' three OT markers tied for second in the league, trailing only Ilya Kovalchuk (4)...scored two of his three overtime goals in the month of January, becoming the first Avalanche player to score two OT goals in one calendar month since Peter Forsberg in October of 2000...finished second on the club with six power-play goals...did not dress on Oct. 21 vs. San Jose (arm)...scored a goal in his 100th NHL game on Oct. 30 vs. Columbus...missed two games due to a hand injury, Nov. 6-9...Combined with Brandon Yip to score 17 seconds apart on Nov. 15 vs. St. Louis, the Avs' fastest two goals since Oct. 22, 2005...tied for the league lead with three game-winning goals in the month of January...scored his first career OT goal on Jan. 4 vs. Buffalo and added his second on Jan. 18 vs. Vancouver...suffered a shoulder injury on Jan. 26 vs. Phoenix and sat out on Feb. 3 vs. Minnesota...did not dress on April 7 at Dallas (leg)...scored the overtime winner in the season finale on April 10 vs. Edmonton, breaking the franchise record for overtime goals in a single year ... **2009-10:** Suffered a knee injury on Nov. 28 vs. Minnesota, forcing him to miss the final 55 games of the season...placed on IR, Nov. 29 (retroactive to Nov. 28)...ranked second on the team with 10 goals at the time of the injury, and was leading the club in game-winning (3) and shorthanded goals (2)...missed the first four games of the year due to a chest injury suffered in a pre-season game on Sept. 23 vs. Los Angeles...scored a shorthanded goal and had an assist in his season debut on Oct. 12 at Boston ... **2008-09:** Suffered a shoulder injury on Jan. 27 vs. San Jose, forcing him to miss the final 34 games of the season...was placed on IR, Jan. 29 (retroactive to Jan. 27) and underwent season-ending shoulder surgery on Feb. 18...had seven goals in his final 22 games after recording just one through his first 18 contests...did not dress on Oct. 23 vs. Edmonton because of the flu...was loaned to Lake Erie (AHL) on Nov. 6 and recalled the next day on Nov. 7...tallied his first career two-goal game and had an assist on Jan. 10 vs. Pittsburgh...missed four games (Jan. 15-21) due to a back injury suffered on Jan. 13 at Columbus ... **2007-08:** Dressed in each of the last 18 games for the Avalanche after being recalled for the third and final time on Feb. 15...Played in 27 games overall for Colorado, tallying six points (2 G, 4 A)...spent most of the year with the Lake Erie Monsters (AHL), where he collected 30 points (14 G, 16 A) and a team-high 12 power-play goals in 45 games...originally recalled on Dec. 20 and made his NHL debut on Dec. 21 vs. NY Rangers...became the lowest Avalanche/Nordiques draft choice to ever make it to the NHL (288th overall)...played in two games for the Avalanche before being reassigned on Dec. 23...was recalled again on Jan. 19 and reassigned on Jan. 23...picked up his first NHL point with an assist on Jan. 20 vs. Columbus...recorded his first NHL goal and added two assists on March 11 at Atlanta ... **PLAYOFFS:** Skated in all 10 post-season contests for the Avalanche...made his Stanley Cup Playoff debut in Game 1 of the WCQF at Minnesota on April 9...tallied his first career playoff point with an assist in Game 6 vs. Minnesota on April 19.

COLLEGE HIGHLIGHTS

2006-07: Named Ivy League Player of the Year as a junior at Dartmouth, the first unanimous selection since 1980...became Dartmouth's first-ever finalist for the Hobey Baker Memorial Award...named to the RBK/AHCA All-American First Team (East) and USCHO All-American Second Team...led the Big Green in goals (18), assists (26) and points (44)...won the ECAC scoring title with 31 points (11 G, 20 A) in 22 league games...his 44 overall points tied for first in the ECAC...finished sixth in NCAA scoring at 1.33 points-per-game...earned first team All-ECACHL and All-Ivy League honors as well as being named Academic All-ECACHL for the second year in a row...signed a two-year contract with the Avalanche on May 21, 2007 ... **2005-06:** Named first team All-Ivy League as a sophomore...led the Big Green with 17 goals in helping Dartmouth to its first-ever ECAC hockey title...finished second on the team in points (34)...tied for eighth in the ECAC in goals and his 0.52 goals-per-game average ranked 25th nationally. **2004-05:** Played in 34 games as a freshman at Dartmouth College.

JUNIOR HIGHLIGHTS

2003-04: Named to the BCHL First All-Star Team (Coastal) after collecting 93 points (33 G, 60 A) in 53 games for the Coquitlam Express...performed at the BCHL All-Star Game...served as team captain ... **2002-03:** Limited to 35 games at Coquitlam due to injury...winner of the Express Scholastic and Community Involvement Award.





35

JOEY MacDONALD

GOALTENDER

BORN: Pictou, NS
DATE: February 7, 1980
HEIGHT: 6'1"
WEIGHT: 211 lbs.
CATCHES: Left

HOW ACQUIRED: Signed on April 20, 2013

CAREER RECORD

		REGULAR SEASON									
SEASON	CLUB	LEA.	GP	W	L	OTL	MINS	GA	SO	GAA	SV%
1997-98	Halifax	QMJHL	17	3	12	0	816	54	0	3.97	395
1998-99	Peterborough	OHL	47	22	15	2	2483	123	3	2.97	1254
1999-00	Peterborough	OHL	48	20	15	6	2641	125	2	2.84	1278
2000-01	Peterborough	OHL	57	25	21	7	3284	161	1	2.94	1636
2001-02	Toledo	ECHL	38	12	15	7	2084	100	1	2.88	1184
	Cincinnati	AHL	0	-	-	-	-	-	-	-	-
2002-03	Grand Rapids	AHL	25	14	6	0	1337	49	3	2.2	537
2003-04	Grand Rapids	AHL	39	22	12	3	2249	74	6	1.97	1087
2004-05	Grand Rapids	AHL	66	34	29	2	3754	143	5	2.29	1785
2005-06	Grand Rapids	AHL	32	17	9	2	1745	91	2	3.13	789
	Toledo	ECHL	1	1	0	0	60	1	0	1	25
2006-07	Detroit	NHL	8	1	5	1	468	27	0	3.46	184
	Grand Rapids	AHL	2	1	1	0	123	6	0	2.93	53
	Boston	NHL	7	2	2	1	358	16	0	2.68	179
2007-08	Bridgeport	AHL	38	16	19	2	2266	109	2	2.89	1091
	NY Islanders	NHL	2	0	1	1	120	6	0	2.99	67
2008-09	NY Islanders	NHL	49	14	26	6	2792	157	1	3.37	1427
2009-10	Toronto	AHL	36	14	19	3	2112	112	2	3.18	930
	Toronto	NHL	6	1	4	0	319	17	0	3.2	140
2010-11	Grand Rapids	AHL	20	10	9	1	1164	54	1	2.78	457
	Detroit	NHL	15	5	5	3	721	31	1	2.58	341
2011-12	Grand Rapids	AHL	26	11	11	3	1412	62	3	2.63	654
	Detroit	NHL	14	8	5	1	806	29	0	2.16	301
2012-13	Calgary	NHL	18	7	7	1	969	47	0	2.91	469
TOTALS		NHL	122	39	57	14	6733	338	2	3.01	0.903
		FLAMES	18	7	7	1	969	47	0	2.91	0.900
		AHL	284	139	115	16	16162	700	24	2.60	0.913
		ECHL	39	13	15	7	2144	101	1	2.83	0.923

MacDONALD VS NHL

REGULAR SEASON								PLAYOFFS							
TEAM	GP	W	L	T/OT	SO	GA	GAA	SV%	GP	W	L	SHO	GA	GAA	SV%
ANA	2	1	1	0	0	5	2.40	90.7	0	0	0	0	0	0	0
BOS	3	0	2	0	0	10	4.96	86.1	0	0	0	0	0	0	0
BUF	4	2	1	1	0	14	3.40	90.1	0	0	0	0	0	0	0
CAR	3	0	2	0	0	14	6.04	84.9	0	0	0	0	0	0	0
CGY	2	1	1	0	0	9	4.50	85.2	0	0	0	0	0	0	0
CHI	3	0	2	1	0	7	2.64	92.4	0	0	0	0	0	0	0
CBJ	8	5	1	1	1	16	2.21	93.0	0	0	0	0	0	0	0
COL	6	2	4	0	0	16	2.80	91.1	0	0	0	0	0	0	0
DAL	3	2	1	0	0	8	2.70	89.3	0	0	0	0	0	0	0
DET	1	1	0	0	1	0	0.00	100.0	0	0	0	0	0	0	0
EDM	7	2	2	2	0	19	2.92	88.8	0	0	0	0	0	0	0
FLA	3	2	1	0	0	8	2.68	91.1	0	0	0	0	0	0	0
LAK	4	1	2	0	0	8	2.53	90.0	0	0	0	0	0	0	0
MIN	5	2	2	1	0	12	2.41	92.6	0	0	0	0	0	0	0
MTL	2	1	0	0	0	3	1.71	93.2	0	0	0	0	0	0	0
NJD	6	2	3	1	0	16	2.67	92.8	0	0	0	0	0	0	0
NYR	7	1	3	1	0	19	3.52	90.0	0	0	0	0	0	0	0
NSH	6	1	4	0	0	14	2.57	89.9	0	0	0	0	0	0	0
OTT	4	4	0	0	0	7	1.75	94.4	0	0	0	0	0	0	0
PHI	7	1	5	1	0	24	3.41	87.9	0	0	0	0	0	0	0
PHX	3	2	1	0	0	8	2.61	90.0	0	0	0	0	0	0	0
PIT	8	1	4	2	0	24	3.60	88.6	0	0	0	0	0	0	0
SJS	5	1	3	0	0	14	2.97	91.1	0	0	0	0	0	0	0
STL	5	1	4	0	0	17	3.64	87.5	0	0	0	0	0	0	0
TBL	1	1	0	0	0	3	2.95	91.7	0	0	0	0	0	0	0
TOR	4	1	1	2	0	11	3.33	89.5	0	0	0	0	0	0	0
VAN	2	1	1	0	0	3	1.45	94.6	0	0	0	0	0	0	0
WSH	3	0	2	1	0	13	4.26	89.8	0	0	0	0	0	0	0
WPG	5	0	4	0	0	16	3.72	86.4	0	0	0	0	0	0	0
TOTALS	122	39	57	14	2	338	3.01	90.3	0	0	0	0	0	0	0

NHL HIGHLIGHTS

FIRSTS:

First GP: 10/19/2006 DET 1 at SJS 5
First Win: 02/11/2007 DET 7 vs. CGY 4
First Shutout: 03/27/2009 NYI 2 at DET 0

MOSTS (1 GAME): MOST RECENT

Shots Faced: 49 (1X) 02/11/2009 NYI 2 at NJD 4
Saves: 46 (1X) 02/11/2009 NYI 2 at NJD 4
GA: 8 (1X) 104/03/2013 CGY 2 vs. EDM 8
Career Shutouts: 2 03/17/2011 DET 2 at CBJ 0

LONGEST PERSONAL STREAKS:

Longest Win Streak: 7 (1X) 02/08/2012 - 02/28/2012
Streak Without Regulation Loss: 7 (1X) 02/08/2012 - 02/28/2012 (7-0-0)
Longest Losing Streak: 5 (3X) 04/01/2009 - 10/24/2009
Longest Winless Streak: 11 (1X) 12/04/2008 - 12/29/2008 (0-9-2)

CUPS:

None

2012-13 HIGHLIGHTS

Signed off waivers by the Flames on Feb. 11... dressed for his first game with the Flames on Feb. 13... played 44:07 in relief on Feb. 15 making 18 saves on 21 shots in a 5-2 loss... stopped 27 of 30 shots for his first win in a Flames uniform on Feb. 17 at DAL... earned his first home win with the Flames making 30 saves in a 3-1 win on Feb. 23... won back-to-back games on Feb. 23-24 and earned points in three straight starts (2-0-1) Feb. 23, 24, 26... earned his fourth win with 27 saves on Mar. 27... made 39 saves for his fifth win on Apr. 8... earned back-to-back wins on Apr. 12 and 13... tied for the Flames lead in wins with 8 and lead the team in GAA with a 2.87 and save percentage .902%.

CAREER HIGHLIGHTS

2011-12: Sits atop the Griffins' all-time goaltending leaderboard with 210 games played, 11784:31 minutes played, 109 wins, 20 shutouts and 5,524 saves. Ranks among the Griffins' all-time leaders with a 2.44 goals against average (6th), a 0.918 save percentage (6th), 11 shutout wins (T2nd) and a 0.727 shutout percentage (T5th)... Played in 14 games for Detroit with a 8-5-1 record, 2.16 GAA and a .912 SV%... he also played in 26 games for Grand Rapids finishing with a 11-11-3 record, 2.63 GAA, a .913 SV% and 3 shutouts... he left the Griffins setting their team record for most career shutouts with 14 and most career wins with 70... **2010-11:** Saw action in 15 games for Detroit with a 5-5-3 record, 2.58 GAA, a .917 SV% and 1 shutout... in 20 games with Grand Rapids he had a 10-9-1 record, 2.78 GAA, a .894 SV% and 1 shutout... **2009-10:** Played in 6 games with the Toronto Maple Leafs with a 1-4-0 record, 3.20 GAA and a .892 SV%... was traded to Anaheim on March 3... appeared in 36 games for the Marlies that season collecting a 14-19-3 record, 3.18 GAA, a .893 SV% and 2 shutouts... **2008-09:** Appeared in career-high 49 games in the NHL with the New York Islanders... had a 14-26-6 record, 3.37 GAA and a .901 SV%... recorded his first career NHL shutout on Mar. 27 against his former team the Detroit Red Wings stopping all 42 shots... **2007-08:** Played in 2 games for the Islanders with a 0-1-1 record, a 2.99 GAA and a .918 SV%... spent the majority of the season with Bridgeport in the AHL playing in 38 games with a 16-19-2 record, 2.89 GAA, a .909 SV% and 2 shutouts... **2006-07:** Started the season with Detroit making his NHL debut on Oct. 19 vs. SJS... collected his first NHL win on Feb. 11 vs. CGY... had a 1-5-1 record, 3.46 GAA and a .872 SV% with Detroit... claimed off waiver by Boston on Feb. 24... had a 2-2-1 record in 7 games for the Bruins... also played in 2 games for Grand Rapids 1-1-0... **2005-06:** Played in 32 games for Grand Rapids with a 17-9-2 record, 3.13 GAA, a .897 SV% and 2 shutouts... also played in 1 game with Toledo in the ECHL allowing just one goal on 26 shots for the win... **2004-05:** Played in an AHL career-high 66 games for Grand Rapids going 34-29-2 with a 2.29 GAA, a .926 SV% and 5 shutouts... **2003-04:** Recorded a 22-12-3 record in 39 games for Grand Rapids... finished with a 1.97 GAA, a .936 SV% and 6 shutouts... **2002-03:** Appeared in 25 games for Grand Rapids collecting a 14-6-0 record, 2.20 GAA, a .916 SV% and 3 shutouts... won the Hap Holmes Memorial Award with Marc Lamothe for the lowest GAA in the league... **2001-02:** Played for Toledo of the ECHL where he was 12-15-7 in 38 games played with a 2.88 GAA and a .922 SV%... **2000-01:** Played in his final junior season with the Peterborough Petes of the OHL... appeared in 57 games with a 25-21-7 record and a .910 SV%... **1999-00:** In 48 games with Peterborough he collected a 20-15-6 record with a 2.84 GAA and a .911 SV%... **1998-99:** Played in his first season with Peterborough seeing action in 47 games... had a 22-15-2 record with a 2.97 GAA and .911 SV%... **1997-98:** Played his first year of Junior with the Halifax Mooseheads of the QMJHL... appeared in 17 games with a 3-12-0 record, 3.97 GAA and a .880 SV%.



BRIAN
McGRATTAN
RIGHT WING **16**



16

BRIAN McGRATTAN
RIGHT WING

BORN: Hamilton, ON
DATE: September 2, 1981
HEIGHT: 6'3"
WEIGHT: 240 lbs.
SHOOTS: Right

DRAFTED: LAK - 4th round, 104th overall in the 1999 NHL Draft
HOW ACQUIRED: Trade with Nashville in exchange for Joe Piskula on February 28, 2013

CAREER RECORD

SEASON	CLUB	REGULAR SEASON							PLAYOFFS						
		LEA.	GP	G	A	PTS	PIM		GP	G	A	PTS	PIM		
1997-98	Guelph	OHL	25	3	2	5	11		-	-	-	-	-		
1998-99	Guelph	OHL	6	1	3	4	15		-	-	-	-	-		
	Sudbury	OHL	53	7	10	17	153		4	0	0	0	8		
1999-00	Sudbury	OHL	25	2	8	10	79		-	-	-	-	-		
	Mississauga	OHL	42	9	13	22	166		-	-	-	-	-		
2000-01	Mississauga	OHL	31	20	9	29	83		-	-	-	-	-		
2001-02	Mississauga	OHL	7	2	3	5	16		-	-	-	-	-		
	Owen Sound	OHL	2	0	0	0	0		-	-	-	-	-		
	Oshawa	OHL	25	10	5	15	72		-	-	-	-	-		
	Sault Ste. Marie	OHL	26	8	7	15	71		6	2	0	2	20		
2002-03	Binghamton	AHL	59	9	10	19	173		1	0	0	0	0		
2003-04	Binghamton	AHL	66	9	11	20	327		1	0	0	0	0		
2004-05	Binghamton	AHL	71	7	1	8	551		6	0	2	2	28		
2005-06	Ottawa	NHL	60	2	3	5	141		-	-	-	-	-		
2006-07	Senators	NHL	45	0	2	2	100		-	-	-	-	-		
2007-08	Senators	NHL	38	0	3	3	46		-	-	-	-	-		
2008-09	Phoenix	NHL	5	0	0	0	22		-	-	-	-	-		
	San Antonio	AHL	1	0	0	0	0		-	-	-	-	-		
2009-10	Calgary	NHL	34	1	3	4	86		-	-	-	-	-		
2010-11	Providence	AHL	39	4	1	5	97		-	-	-	-	-		
	Syracuse	AHL	20	6	4	10	56		-	-	-	-	-		
2011-12	Nashville	NHL	30	0	2	2	61		-	-	-	-	-		
2012-13	Nashville	NHL	2	0	0	0	0		-	-	-	-	-		
	Milwaukee	AHL	6	0	0	0	4		-	-	-	-	-		
	Calgary	NHL	19	3	0	3	49		-	-	-	-	-		
TOTALS	NHL		233	6	13	19	505		-	-	-	-	-		
	Flames		53	4	3	7	135		-	-	-	-	-		
	AHL		197	25	22	47	1053		8	0	2	2	28		
	OHL		242	62	60	122	666		4	0	0	0	8		

McGRATTAN VS NHL

NHL HIGHLIGHTS

TEAM	REGULAR SEASON						PLAYOFFS					
	GP	G	A	PTS	PIM		GP	G	A	PTS	PIM	
Anaheim.....	9	1	0	1	27		0	0	0	0	0	
Boston.....	14	0	0	0	30		0	0	0	0	0	
Buffalo.....	14	0	1	1	44		0	0	0	0	0	
Calgary.....	7	0	2	2	6		0	0	0	0	0	
Carolina.....	9	0	2	2	10		0	0	0	0	0	
Chicago.....	6	0	1	1	10		0	0	0	0	0	
Colorado.....	7	0	1	1	15		0	0	0	0	0	
Columbus.....	9	1	0	1	29		0	0	0	0	0	
Dallas.....	4	0	0	0	0		0	0	0	0	0	
Detroit.....	1	0	0	0	0		0	0	0	0	0	
Edmonton.....	7	1	1	2	17		0	0	0	0	0	
Florida.....	5	0	1	1	5		0	0	0	0	0	
Los Angeles.....	6	0	0	0	36		0	0	0	0	0	
Minnesota.....	3	0	0	0	10		0	0	0	0	0	
Montreal.....	13	0	0	0	12		0	0	0	0	0	
Nashville.....	7	0	0	0	25		0	0	0	0	0	
New Jersey.....	8	1	1	2	26		0	0	0	0	0	
NY Islanders.....	9	0	0	0	19		0	0	0	0	0	
NY Rangers.....	10	0	0	0	21		0	0	0	0	0	
Philadelphia.....	10	0	1	1	28		0	0	0	0	0	
Phoenix.....	3	0	0	0	0		0	0	0	0	0	
Pittsburgh.....	7	0	0	0	20		0	0	0	0	0	
St. Louis.....	8	0	0	0	12		0	0	0	0	0	
San Jose.....	8	0	0	0	10		0	0	0	0	0	
Tampa Bay.....	7	0	0	0	0		0	0	0	0	0	
Toronto.....	17	0	1	1	50		0	0	0	0	0	
Vancouver.....	9	1	1	2	29		0	0	0	0	0	
Washington.....	9	0	0	0	10		0	0	0	0	0	
Winnipeg.....	7	1	0	1	4		0	0	0	0	0	
TOTALS.....	233	6	13	19	505		0	0	0	0	0	

FIRSTS:

First GP:.....10/05/2005 OTT 3 at TOR 2
First Goal:.....11/19/2005 OTT 5 vs. NJD 4
First Asst:.....01/14/2006 OTT 5 at EDM 3

MOSTS (1 GAME): MOST RECENT

Goals:.....1(6X) 04/19/2013 CGY 3 vs. ANA 1
Assists:.....1(13X) 12/13/2011 NSH 2 vs. CGY 1
Points:.....2(1X) 10/16/2009 CGY 5 vs. VAN 3 (1G-1A)
SOG:.....4(1X) 01/30/2010 CGY 6 vs. EDM 1
PIM:.....15(3X) 03/03/2013 CGY 4 vs. VAN 2
Multi-Pt Games:.....1 10/16/2009 CGY 5 vs. VAN 3 (1G-1A)

LONGEST PERSONAL STREAKS:

Goals:.....2(1X) 03/29/2013 - 04/01/2013 (2G)
Assists:.....1(13X) 12/13/2011 - 12/13/2011 (1A)
Pts:.....2(1X) 03/29/2013 - 04/01/2013 (2G-0A)

CUPS:

None

2012-13 HIGHLIGHTS

NSH: Assigned to Milwaukee (AHL) on a two-week conditioning assignment on Feb. 15 ... CGY: traded to the Calgary Flames on Feb. 28 in exchange for Joe Piskula and assigned to the Abbotsford Heat (AHL) ... recalled from Abbotsford on Mar. 1 ... made his Flames debut with 15 PIMS and a fight with Tom Sestito on Mar. 3 ... scored his first goal of the season and first NHL goal since he last scored for the Flames in 2009-10 on Mar. 29 ... scored in back-to-back games Mar. 29 and Apr. 1 ... injured his shoulder on Apr. 6 and missed Apr. 8 - 17 ... scored the game-winning goal vs. ANA on Apr. 19.

CAREER HIGHLIGHTS

2011-12: Appeared in 30 games for Nashville recording two assists and 61 PIM ... **2010-11:** Split the season between Syracuse and Providence in the AHL ... in 59 games he had 15 points (10 G, 5 A) and 153 PIM ... **2009-10:** Spent the season with Calgary appearing in 34 games scoring once and adding three assists with 86 PIM ... recorded his first career Gordie Howe Hat Trick on Oct. 16 vs. VAN ... **2008-09:** Missed the majority of the 2008-09 season ... made his PHX debut on October 23 vs. WSH ... played 5 games registering 22 minutes in penalties ... played one game in San Antonio (AHL) ... **2007-08:** Appeared in 38 games for Ottawa, recording 0-3-3 and 46 PIM ... Tied his career-high for assists in a season (3) ... Registered a season-high 7:55 TOI vs. BOS, Jan. 31 ... Collected an assist in a win at CAR, Dec. 12 ... Notched an assist vs. PHI, Nov. 24 ... Registered his first point of the season with an assist vs. FLA, Oct. 20 ... **2006-07:** Appeared in 45 games for Ottawa, recording 0-2-2 and 100 PIM ... Tied for 19th in the League in major penalties (10) ... Missed one game to injury ... Played 100th career NHL game on vs. VAN, Jan. 1 ... Had an assist at TOR, Dec. 30 ... Tied his career-high with 14 PIM vs. BOS, Dec. 19 ... Recorded his season-high 8:40 TOI at NSH, Dec. 14 ... Notched his first point of the season with an assist at CAR, Nov. 4 ... **2005-06:** Played in 60 games for the Senators, recording 2-3-5 and 141 PIM ... Established career-highs in goals (2), assists (3), points (5), games played (60) and PIM (141) ... Scored a goal vs. ATL, Apr. 3 ... Reached 100 career penalty minutes vs. TOR, Jan. 23 ... Registered a career-high 9:01 TOI vs. PHX, Jan. 10 ... Scored first NHL goal vs. NJD, Nov. 19 ... Recorded 141 penalty minutes on 38 infractions; led NHL with 19 fighting majors ... Missed four games to injury ... **2004-05:** Played third pro season with Binghamton (AHL), recording 7-1-8 in 71 games ... Broke AHL single-season penalty minute record (551) ... Recorded two assists against Wilkes-Barre for first career pro playoff points, Apr. 23 ... Surpassed former record of 522 penalty minutes in first-period fight against Rochester's Sean McMorrow, Apr. 8 ... Reached 500-penalty-minute plateau for season and 1,000 for AHL career with 12 PIM (and scored a goal) at Bridgeport, Apr. 3 ... Surpassed single-season franchise record with 22 PIM at Albany to bring then total to 345, Feb. 12 ... Scored game-winner against Rochester, Jan. 15 ... Ended 61-game goal drought with first pro two-goal game, including game-winner, vs. Albany, Dec. 22 ... **2003-04:** Played in 66 games with Binghamton (AHL), recording 9-11-20 and 327 PIM ... Set career-highs in assists (11) and points (20) ... Scored power-play goal in home opener vs. Rochester, Oct. 11 ... Set single-game franchise record with 40 PIM at Syracuse, Feb. 13 ... Scored power-play goal and broke 200-PIM mark with 17 PIM in 100th career AHL game, Jan. 31 ... Missed five games following two suspensions ... **2002-03:** Played in 59 games with Binghamton Senators (AHL) and finished with 9-10-19 and 173 PIM ... Recorded the first assist and his first pro point in Binghamton franchise history, setting up Jeff Ulmer's power-play goal against Bridgeport, Oct. 11 ... Scored first pro goal at Rochester, Nov. 1 ... Had first pro career two-point game vs. Rochester, Dec. 14.

JUNIOR HIGHLIGHTS

2001-02: Attended Detroit's prospects camp and tournament in September ... Played in 60 OHL games for Mississauga, Owen Sound, Oshawa and Sault Ste. Marie ... Recorded 20-15-35 and 159 PIM on the season ... Was Mississauga's team captain ... Traded from Mississauga to Owen Sound in October ... Traded from Owen Sound to Oshawa in October ... Traded from Oshawa to Sault Ste. Marie in January ... **2000-01:** Recorded 20-9-29 and 83 PIM in 31 games for Mississauga ... **1999-00:** Combined for 11-21-32 and 245 PIM in 67 games for Sudbury and Mississauga (OHL) ... **1998-99:** Appeared in 59 OHL games for Guelph and Sudbury, collecting 8-13-21 and 168 PIM.





55

SHANE O'BRIEN

DEFENCE

BORN: Port Hope, ON
DATE: August 9, 1983
HEIGHT: 6'2"
WEIGHT: 236 lbs.
SHOOTS: Left

DRAFTED: ANA - 8th round, 250th overall, in the 2003 NHL Draft
HOW ACQUIRED: Trade with Colorado along with David Jones in exchange for Alex Tanguay and Cory Sarich on June 27, 2013

CAREER RECORD

		REGULAR SEASON						PLAYOFFS					
SEASON	CLUB	LEA.	GP	G	A	PTS	PIM	GP	G	A	PTS	PIM	
1999-00	Port Hope Buzzards	OPJHL	47	6	27	33	110	-	-	-	-	-	
2000-01	Kingston Frontenacs	OHL	61	2	12	14	89	4	0	1	1	6	
2001-02	Kingston Frontenacs	OHL	67	10	23	33	132	1	0	0	0	2	
2002-03	Kingston Frontenacs	OHL	28	8	15	23	90	-	-	-	-	-	
	Toronto St. Michael's Majors	OHL	34	8	11	19	108	19	4	10	14	79	
2003-04	Cincinnati	AHL	60	2	8	10	163	9	0	2	2	30	
2004-05	Cincinnati	AHL	77	5	20	25	319	12	1	3	4	57	
2005-06	Portland	AHL	77	8	33	41	287	19	6	16	22	81	
2006-07	Anaheim	NHL	62	2	12	14	140	-	-	-	-	-	
	Tampa Bay	NHL	18	0	2	2	36	6	0	0	0	12	
2007-08	Tampa Bay	NHL	77	4	17	21	154	-	-	-	-	-	
2008-09	Tampa Bay	NHL	1	0	0	0	0	-	-	-	-	-	
	Vancouver	NHL	76	0	10	10	196	10	1	1	2	24	
2009-10	Vancouver	NHL	65	2	6	8	79	12	1	2	3	25	
2010-11	Nashville	NHL	80	2	7	9	83	12	0	0	0	18	
2011-12	Colorado	NHL	76	3	17	20	105	-	-	-	-	-	
2012-13	Colorado	NHL	28	0	4	4	60	-	-	-	-	-	
TOTALS		NHL	483	13	75	88	853	40	2	3	5	79	
		AHL	214	15	61	76	769	40	7	21	28	168	
		OHL	190	28	61	89	419	24	4	11	15	87	

O'BRIEN VS NHL

TEAM	REGULAR SEASON						PLAYOFFS					
	GP	G	A	PTS	PIM		GP	G	A	PTS	PIM	
Anaheim.....	16	0	2	2	38		6	0	0	0	14	
Boston.....	8	0	0	0	8		0	0	0	0	0	
Buffalo.....	9	0	1	1	10		0	0	0	0	0	
Calgary.....	28	0	7	7	38		0	0	0	0	0	
Carolina.....	13	2	3	5	34		0	0	0	0	0	
Chicago.....	20	1	1	2	40		12	2	1	3	36	
Colorado.....	18	0	1	1	15		0	0	0	0	0	
Columbus.....	22	0	2	2	47		0	0	0	0	0	
Dallas.....	23	0	3	3	36		0	0	0	0	0	
Detroit.....	23	2	6	8	31		0	0	0	0	0	
Edmonton.....	30	1	1	2	54		0	0	0	0	0	
Florida.....	17	0	2	2	24		0	0	0	0	0	
Los Angeles.....	19	1	2	3	22		6	0	1	1	7	
Minnesota.....	27	0	6	6	36		0	0	0	0	0	
Montreal.....	10	0	0	0	40		0	0	0	0	0	
Nashville.....	13	0	1	1	32		0	0	0	0	0	
New Jersey.....	11	0	3	3	23		6	0	0	0	12	
NY Islanders.....	9	0	3	3	10		0	0	0	0	0	
NY Rangers.....	10	0	1	1	48		0	0	0	0	0	
Ottawa.....	10	0	1	1	8		0	0	0	0	0	
Philadelphia.....	9	0	2	2	17		0	0	0	0	0	
Phoenix.....	22	0	5	5	47		0	0	0	0	0	
Pittsburgh.....	10	0	1	1	21		0	0	0	0	0	
St. Louis.....	22	2	3	5	35		4	0	1	1	6	
San Jose.....	22	1	5	6	47		0	0	0	0	0	
Tampa Bay.....	5	0	1	1	4		0	0	0	0	0	
Toronto.....	11	0	3	3	14		0	0	0	0	0	
Vancouver.....	17	1	2	3	34		6	0	0	0	4	
Washington.....	15	0	5	5	17		0	0	0	0	0	
Winnipeg.....	14	2	2	4	23		0	0	0	0	0	
TOTALS	483	13	75	88	853		40	2	3	5	79	

NHL HIGHLIGHTS

FIRSTS:

First GP:.....10/06/2006 ANA 4 vs. LAK 3
 First Goal:.....10/18/2006 ANA 4 vs. DET 1
 First Asst:.....10/07/2006 ANA 2 at PHX 1

MOSTS (1 GAME): MOST RECENT

Goals:.....2 (2X) 11/08/2007 TBL 5 at CAR 1
 Assists:.....3 (1X) 12/13/2007 TBL 6 vs. CGY 9
 Points:.....3 (2X) 12/13/2007 TBL 6 vs. CGY 9 (OG-3A)
 SOG:.....6 (1X) 11/06/2011 COL 1 vs. CGY 2
 PIM:.....17 (6X) 10/28/2011 COL 1 vs. EDM 3
 Multi-Pt Games:.....8 03/20/2010 VAN 3 vs. DET 4 (1G-1A)

LONGEST PERSONAL STREAKS:

Goals:.....1 (11X) 03/26/2012 - 03/26/2012 (1G)
 Assists:.....4 (1X) 12/17/2011 - 12/23/2011 (4A)
 Pts:.....4 (1X) 12/17/2011 - 12/23/2011 (OG-4A)

CUPS:

None

2012-13 HIGHLIGHTS

Finished lockout season appearing in 28 games for Colorado collecting 4 assists, 42 hits, 36 blocked shots, 9 takeaways and 60 PIM, which was the third highest PIM total on the Avalanche.


CAREER HIGHLIGHTS

2011-12: Recorded 20 points (3 G, 17 A) with 105 penalty minutes in 76 games during his first season with the Avalanche ... his 17 assists tied a career-high set with Tampa Bay in 2007-08, while his 20 points were one short of his personal best (21 in 2007-08) ... ranked second on the Avalanche in penalty minutes, his fourth career 100+ PIM season ... matched his personal high with 17 PIM on Oct. 28 vs. Edmonton ... had a career-high six shots on Nov. 6 vs. Calgary ... appeared in his 400th NHL game on Nov. 20 vs. San Jose ... scored a power-play goal on Nov. 26 vs. Edmonton, his first goal since Nov. 13, 2010 (snapped a drought of 87 games) ... recorded a career-high four-game point streak (0 G, 4 A) from Dec. 17-23 ... Missed four games due to a knee injury, Jan. 10-16 ... was placed on Injured Reserve, Jan. 11 (retroactive to Jan. 7) and activated on Jan. 18 ... **2010-11:** Was acquired by Nashville just prior to the season on Oct. 5 ... appeared in 80 games for the Predators, recording nine points (2 G, 7 A) and a team-high 83 penalty minutes ... his 80 games played matched his career-high set in 2006-07 ... finished second on the Predators with 164 hits, trailing only Shea Weber (211) ... had five major penalties, tied for first on the team ... appeared in his 300th NHL game in Nashville's season opener on Oct. 9 vs. Anaheim ... recorded 12 penalty minutes, including two fighting majors, on April 2 vs. Detroit ... **2010-11 PLAYOFFS:** Dressed in all 12 playoff games for Nashville (no points) ... led the team in hits with 42 ... logged a playoff career-high 27:59 of ice time in Nashville's double overtime victory over Vancouver in Game 2 of the CSF at Rogers Arena on April 30 ... **2009-10:** Posted a career-best +15 plus/minus rating in 65 games with the Vancouver Canucks ... his +15 rating ranked second among Vancouver defencemen and fifth overall on the team ... **2009-10 PLAYOFFS:** Dressed in all 12 of Vancouver's post-season games, registering three points (1 G, 2 A) and 25 penalty minutes ... **2008-09:** Began the season with Tampa Bay, playing one game before being traded to Vancouver on Oct. 6 ... went on to set a career-high with 196 penalty minutes, second most in the NHL (Dan Carillo 254) ... O'Brien's 196 PIM were the most by a Canucks player since Donald Brashear had 209 in 1998-99 ... logged 17 PIM in three different games, Nov. 22 at Pittsburgh, Dec. 13 at Edmonton and Feb. 24 at Montreal, matching his career-high ... reached his 200th NHL game on Jan. 7 at Edmonton ... **2008-09 PLAYOFFS:** Recorded two points (1 G, 1 A) and 24 penalty minutes in 10 playoff games with Vancouver ... tallied his first career playoff point with an assist in Game 4 (CQF) at St. Louis on April 21 ... scored his first career playoff goal in Game 6 of the CSF at Chicago on May 11 ... **2007-08:** Established career highs for goals (4), assists (17) and points (21) in 77 games with the Lightning ... led Tampa Bay with 154 penalty minutes ... Averaged a career-best 21:13 of ice time per game ... ranked second on the team in hits (128) and was fourth in blocked shots (100) and takeaways (42) ... played in his 100th NHL game on Nov. 21 vs. NY Rangers ... tied a career-high with three points on Dec. 13 vs. Calgary (3 A) ... **2006-07:** Split his rookie season between Anaheim and Tampa Bay ... appeared in a combined 80 games between the two teams, tallying 16 points (2 G, 14 A) and 176 penalty minutes ... his 176 PIM led all NHL rookie defencemen and ranked third among all NHL rookies ... it was the most PIM by a rookie defenceman since Barret Jackman (190) with St. Louis in 2002-03 ... tallied 14 points (2 G, 12 A) and 140 PIM in 62 games with Anaheim prior to being traded on Feb. 24 ... Had two assists and 36 PIM in 18 games with Tampa Bay ... Made his NHL debut on Oct. 6 vs. Los Angeles ... picked up his first NHL point with an assist the very next night on Oct. 7 at Phoenix ... scored his first NHL goal, the game-winner, added an assist and had a fighting major to complete a "Gordie Howe Hat Trick" on Oct. 18 vs. Detroit ... set a career-high with three points (1 G, 2 A) on Nov. 9 at Vancouver ... **2006-07 PLAYOFFS:** Made his Stanley Cup Playoff debut, appearing in six games with Tampa Bay ... **2005-06:** Recorded 41 points (8 G, 33 A) and 287 penalty minutes in 77 games for the Portland Pirates of the American Hockey League ... ranked first among Pirates defencemen in goals (tied), assists and points ... led all AHL defencemen in playoff scoring with six goals and 22 points, while also leading the entire league with 81 penalty minutes during the postseason ... **2004-05:** Spent his second straight season with Cincinnati (AHL), tallying 25 points (5 G, 20 A) and a team-high 319 penalty minutes in 77 games ... also dressed in 12 post-season games **2003-04:** Appeared in 60 regular season games and nine playoff contests during his first professional season with the Cincinnati Mighty Ducks (AHL).

JUNIOR HIGHLIGHTS

2002-03: Split his final junior season between Kingston and St. Michael's of the Ontario Hockey League ... Combined for 42 points (16 G, 26 A) and 208 penalty minutes in 62 games ... Dressed in 19 playoff games for St. Michael's and led the league with 79 PIM during the post-season.





31

KARRI RAMO

GOALTENDER

BORN: Asikkala, FIN
DATE: July 1, 1986
HEIGHT: 6'2"
WEIGHT: 202 lbs.
CATCHES: Left

DRAFTED: TBL - 6th round, 191st overall, in the 2004 NHL Draft

HOW ACQUIRED: Trade with Montreal with Michael Cammalleri and a 5th round pick in the 2012 NHL Draft on January 12, 2012 in exchange for Rene Bourque, Patrick Holland and a 2nd round pick in the 2013 NHL Draft

CAREER RECORD

SEASON	CLUB	LEA.	REGULAR SEASON								SV%
			GP	W	L	OTL	MINS	GA	SO	GAA	
2003-04	Pelicans	SM-liiga	3	0	2	0	138	10	0	4.34	62
2004-05	Pelicans	SM-liiga	26	4	12	4	1267	84	1	3.98	739
2005-06	HPK Hameenlinna	SM-liiga	24	7	7	8	1360	49	2	2.16	642
2006-07	Springfield	AHL	45	15	24	1	2432	127	1	3.13	1217
	Tampa Bay	NHL	2	0	0	0	70	4	0	3.45	19
2007-08	Tampa Bay	NHL	22	7	11	3	1269	64	0	3.03	568
	Norfolk	AHL	6	2	4	0	342	19	0	3.33	167
2008-09	Tampa Bay	NHL	24	4	10	7	1312	80	0	3.66	676
	Norfolk	AHL	26	7	14	4	1507	95	0	3.78	725
2009-10	Omsk Avangard	KHL	44	21	17	4	2582	91	4	2.11	952
2010-11	Omsk Avangard	KHL	44	33	6	4	2593	85	5	1.97	1054
2011-12	Omsk Avangard	KHL	34	13	14	7	2062	66	5	1.92	857
2012-13	Omsk Avangard	KHL	40	26	9	5	2401	80	4	2	1041
TOTALS		NHL	48	11	21	10	2650	148	0	3.35	1263
		AHL	77	24	42	5	4281	241	1	3.38	2109
		KHL	162	93	46	20	9638	322	18	2.01	3904

RAMO VS NHL

TEAM	REGULAR SEASON							PLAYOFFS						
	GP	W	L	T/OT	SO	GA	GAA	SV%	GP	W	L	SHO	GA	GAA
ANA	1	1	0	0	0	3	3.00	90.6	0	0	0	0	0	0
BOS	1	1	0	0	0	3	3.00	93.0	0	0	0	0	0	0
BUF	1	0	1	0	0	6	31	80.6	0	0	0	0	0	0
CAR	3	1	2	0	0	9	96	90.6	0	0	0	0	0	0
CHI	1	0	1	0	0	5	49	89.8	0	0	0	0	0	0
COL	1	0	1	0	0	2	24	91.7	0	0	0	0	0	0
EDM	1	0	1	0	0	4	44	90.9	0	0	0	0	0	0
FLA	3	2	1	0	0	7	104	93.3	0	0	0	0	0	0
MTL	4	1	1	1	0	13	101	87.1	0	0	0	0	0	0
NJD	4	0	0	3	0	11	129	91.5	0	0	0	0	0	0
NYI	3	1	2	0	0	8	68	88.2	0	0	0	0	0	0
NYR	1	1	0	0	0	3	34	91.2	0	0	0	0	0	0
OTT	5	0	2	1	0	15	91	83.5	0	0	0	0	0	0
PHI	1	0	1	0	0	4	22	81.8	0	0	0	0	0	0
PIT	3	0	3	0	0	11	91	87.9	0	0	0	0	0	0
SJS	1	0	1	0	0	7	42	83.3	0	0	0	0	0	0
STL	1	0	0	1	0	4	36	88.9	0	0	0	0	0	0
TOR	4	2	0	2	0	8	121	93.4	0	0	0	0	0	0
VAN	2	1	1	0	0	5	51	90.2	0	0	0	0	0	0
WSH	5	0	3	1	0	15	155	90.3	0	0	0	0	0	0
WPG	2	0	0	1	0	5	47	89.4	0	0	0	0	0	0
TOTALS	48	11	21	10	0	148	1411	89.5	0	0	0	0	0	0

NHL HIGHLIGHTS

FIRSTS:

First GP:12/02/2006 TBL 2 at OTT 5
 First Win:12/20/2007 TBL 2 vs. TOR 1

MOSTS (1 GAME): MOST RECENT

Shots Faced:49 (1X) 02/17/2009 TBL 3 vs. CHI 5
 Saves:44 (1X) 02/17/2009 TBL 3 vs. CHI 5
 GA:7 (1X) 01/13/2009 TBL 1 at SJS 7

LONGEST PERSONAL STREAKS:

Longest Win Streak:2 (1X) 03/12/2009 - 03/14/2009
 Streak Without Regulation Loss:
6 (1X) 03/11/2009 - 03/26/2009 (2-0-4)
 Longest Losing Streak:
3 (4X) 02/24/2009 - 03/03/2009
 Longest Winless Streak:
7 (1X) 03/17/2009 - 04/09/2009 (0-3-4)

CUPS:

None


2012-13 HIGHLIGHTS

Appeared in 40 games with Avangard Omsk in the KHL ... finished with a 26-9-5 record, 2.00 GAA, a .929 SV% and 4 shutouts ... was 5-7 in 12 post season games sporting a 1.99 GAA and a .917 SV% with 3 shutouts ... finished 7th in SV% and GAA in the league ... led the KHL in wins with 26 ... named the KHL Goaltender of the Month in December.

CAREER HIGHLIGHTS

2011-12: Played in 45 games for Avangard Omsk and finished 3rd in the KHL with a 1.96 GAA ... had a 19-17-9 record and a .925 SV% (10th in KHL) ... also finished 2nd in the league with 5 shutouts ... **2010-11:** Backstopped Avangard Omsk for 44 games with a 33-6-4 record, 1.97 GAA, .925 SV% and 5 shutouts ... his 33 wins set a KHL record for most wins in a season for a goaltender ... he finished 2nd in GAA, 3rd in shutouts and T-4th in SV% ... in the post season he had a 6-7 record with a 2.16 GAA and .914 SV% ... was named KHL Goaltender of the Month in November ... named to KHL All-Star Team ... **2009-10:** Played in his first season in the KHL (with Avangard Omsk) finishing with a 21-17-9 record, 2.11 GAA, a .913 SV% and 4 shutouts ... was named the KHL Goaltender of the Month in October named to KHL All-Star Team ... appeared in 3 playoff games with a 0-3 record, 3.04 GAA and .886 SV% ... **2008-09:** Split the season with the Tampa Bay Lightning and Norfolk Admirals ... Played in 24 games for Tampa Bay collecting a 4-10-7 record, 3.66 GAA and .894 SV% ... in 226 games with Admiral he had a 7-14-4 record, 3.78 GAA and .884 SV% ... **2007-08:** Played in 22 games with the Tampa Bay Lightning recording a 7-11-3 record, 3.03 GAA and a .899 SV% ... also saw action with the Norfolk Admirals where he went 2-4-0 in 6 games with a 3.33 GAA and .898 SV% ... **2006-07:** Appeared in 45 games with the Springfield Falcons with a 15-24-1 record, 3.13 GAA and a .906 SV% ... made his NHL debut with the Tampa Bay Lightning on Dec. 2 vs. OTT and appeared in 2 games for the Lightning with no record ... **2005-06:** Appeared in 24 games for HPK Hameenlinna (SM-liiga) with a 7-7-8 record, 2.16 GAA, a .929 SV% and 2 shutouts ... was part of the winning team for the SM-liiga Championship ... played on the 2006 U20 World Championship Team Finland which won the bronze medal ... **2004-05:** Played in 26 games for the Pelicans (SM-liiga) going 4-12-4 with a 3.98 GAA, a .898 SV% and 1 shutout ... **2003-04:** Made his SM-liiga debut with the Pelicans appearing in 3 games with a 0-2-0 record ... was drafted by Tampa Bay in the 6th round (191st overall) in the 2004 NHL Entry Draft.





4

KRIS RUSSELL

DEFENCE

BORN: Red Deer, AB
DATE: May 2, 1987
HEIGHT: 5'8"
WEIGHT: 166 lbs.
SHOOTS: Left

DRAFTED: CBJ - 3rd round, 67th overall, in the 2005 NHL Draft
HOW ACQUIRED: Trade with St. Louis in exchange for Calgary's 5th round pick in 2014 on July 5, 2013

CAREER RECORD

		REGULAR SEASON						PLAYOFFS					
SEASON	CLUB	LEA.	GP	G	A	PTS	PIM	GP	G	A	PTS	PIM	
2003-04	Medicine Hat	WHL	55	4	15	19	30	20	3	2	5	4	
2004-05	Medicine Hat	WHL	72	26	35	61	37	10	2	1	3	4	
2005-06	Medicine Hat	WHL	55	14	33	47	18	13	4	8	12	11	
2006-07	Medicine Hat	WHL	59	32	37	69	56	23	4	15	19	24	
2007-08	Columbus	NHL	67	2	8	10	14	-	-	-	-	-	
2008-09	Columbus	NHL	66	2	19	21	28	4	1	1	2	2	
	Syracuse	AHL	14	3	5	8	0	-	-	-	-	-	
2009-10	Columbus	NHL	70	7	15	22	32	-	-	-	-	-	
2010-11	Columbus	NHL	73	5	18	23	37	-	-	-	-	-	
2011-12	Columbus	NHL	12	2	1	3	13	-	-	-	-	-	
	St. Louis	NHL	43	4	5	9	12	9	0	3	3	5	
2012-13	TPS Turku	SM-liiga	15	2	12	14	8	-	-	-	-	-	
	St. Louis	NHL	33	1	6	7	9	-	-	-	-	-	
TOTALS		NHL	364	23	72	95	145	13	1	4	5	7	
		AHL	14	3	5	8	0	-	-	-	-	-	
		SM-liiga	15	2	12	14	8	-	-	-	-	-	
		WHL	241	76	120	196	141	66	13	26	39	43	

RUSSELL VS NHL

TEAM	REGULAR SEASON					PLAYOFFS				
	GP	G	A	PTS	PIM	GP	G	A	PTS	PIM
Anaheim.....	17	2	4	6	9	0	0	0	0	0
Boston.....	5	0	1	1	0	0	0	0	0	0
Buffalo.....	5	0	1	1	2	0	0	0	0	0
Calgary.....	16	0	5	5	21	0	0	0	0	0
Carolina.....	3	0	2	2	0	0	0	0	0	0
Chicago.....	29	2	9	11	12	0	0	0	0	0
Colorado.....	19	0	2	2	2	0	0	0	0	0
Columbus.....	6	1	1	2	2	0	0	0	0	0
Dallas.....	20	5	2	7	4	0	0	0	0	0
Detroit.....	33	0	2	2	17	4	1	1	2	2
Edmonton.....	18	0	4	4	8	0	0	0	0	0
Florida.....	6	1	1	2	0	0	0	0	0	0
Los Angeles.....	20	2	6	8	8	4	0	2	2	0
Minnesota.....	16	2	2	4	4	0	0	0	0	0
Montreal.....	3	0	0	0	0	0	0	0	0	0
Nashville.....	29	3	7	10	6	0	0	0	0	0
New Jersey.....	4	0	0	0	0	0	0	0	0	0
NY Islanders.....	5	0	3	3	2	0	0	0	0	0
NY Rangers.....	2	0	0	0	0	0	0	0	0	0
Ottawa.....	5	1	0	1	2	0	0	0	0	0
Philadelphia.....	2	0	1	1	0	0	0	0	0	0
Phoenix.....	19	0	3	3	10	0	0	0	0	0
Pittsburgh.....	7	0	0	0	0	0	0	0	0	0
St. Louis.....	23	2	5	7	21	0	0	0	0	0
San Jose.....	17	0	1	1	0	5	0	1	1	5
Tampa Bay.....	5	1	1	2	0	0	0	0	0	0
Toronto.....	4	0	1	1	7	0	0	0	0	0
Vancouver.....	16	1	6	7	6	0	0	0	0	0
Washington.....	6	0	0	0	2	0	0	0	0	0
Winnipeg.....	4	0	2	2	0	0	0	0	0	0
TOTALS.....	364	23	72	95	145	13	1	4	5	7

NHL HIGHLIGHTS

FIRSTS:

First GP:.....10/05/2007 CBJ 4 vs. ANA 0
 First Goal:.....01/22/2008 CBJ 4 at DAL 2
 First Asst:.....10/05/2007 CBJ 4 vs. ANA 0

MOSTS (1 GAME): MOST RECENT

Goals:.....2 (1X) 01/22/2008 CBJ 4 at DAL 2
 Assists:.....2 (7X) 04/27/2013 STL 3 vs. CHI 1
 Points:.....2 (12X) 04/27/2013 STL 3 vs. CHI 1 (OG-2A)
 SOG:.....6 (2X) 01/21/2013 STL 4 at NSH 3
 PIM:.....12 (1X) 03/26/2009 CBJ 5 vs. CGY 0
 Multi-Pt Games:.....12 04/27/2013 STL 3 vs. CHI 1 (OG-2A)

LONGEST PERSONAL STREAKS:

Goals:.....2 (1X) 11/30/2009 - 12/01/2009 (2G)
 Assists:.....3 (4X) 03/03/2011 - 03/07/2011 (3A)
 Pts:.....3 (5X) 03/03/2011 - 03/07/2011 (OG-3A)

CUPS:

None

RUSSELL

2012-13 HIGHLIGHTS

Finished the season appearing in 33 games with STL scoring one goal, adding six assists and nine PIM ... scored in his Blues debut 11/12 vs. TBL ... also played in 15 games for TPS of the Finnish SM-liiga league collecting 14 point (2 G, 12 A).

CAREER HIGHLIGHTS

2011-12: Ranked 5th among Blues' defencemen in points (12) and assists (6), 3rd in goals (6), 4th in plus/minus (+13 – career-high) and first in road plus/minus (+11)...tied a career-high with two points (assists) on Mar. 29 at Chicago...played in his 300th career game on Dec. 6 vs. Detroit ...
PLAYOFFS: Played in nine games ranking second among Blues defencemen with three points (3 A) ... **2010-11:** Set career highs in points (23), penalty minutes (37), games played (73) and power-play goals (1-tied) ... ranked second on the club in blocked shots (128) ... ranked second among club defencemen in goals (5-tied), assists (18) and points ... missed the season opening game Oct. 8 due to injury ... missed four games Oct. 20-25 due to injury ... had two assists Nov. 24 at NY Islanders ... scored a goal and was +2 Dec. 1 vs. Nashville ... played a season-high 22:43 of ice time Dec. 9 at St. Louis ... collected 0-2-2 Feb. 5 vs. Edmonton ... matched his career-high with two assists Feb. 22 vs. Nashville ... recorded 0-3-3 during a three-game point streak Mar. 3-7 ... missed the season's final two games Apr. 8-9 due to injury ... **2009-10:** Ranked tied for second on the club in plus/minus rating (+3)... Led club defencemen in goals (7), while ranking third in points (22)... set career-highs in goals and plus/minus rating ... had a plus/minus rating of +9 over the final 33 games of the season after being a -7 the first 37 games ... Scored the game-winning overtime goal Jan. 30 at St. Louis... Played the 200th game of his NHL career Mar. 30 vs. Tampa ... **2008-09:** Ranked third (tied) among club defencemen in points (21) ... registered 1-3-4 during a career-long (tied) three-game point streak Dec. 7-13 ... scored the game-winning goal Dec. 29 at Los Angeles ... had assists in three-straight games Jan. 18-21 (0-3-3) ... played the 100th game of his NHL career Jan. 30 vs. Ottawa ... notched assists in three-straight games Feb. 13-16 (0-3-3) ... made his Stanley Cup Playoffs debut in Game 1 of the Western Conference Quarter-Finals Apr. 16 at Detroit ... recorded the first point of his playoffs career with an assist (Kristian Huselius goal) and scored his first goal in Game 4 of the Western Conference Quarter-Finals Apr. 23 vs. Detroit (Chris Osgood) ... appeared in 14 games with Syracuse (AHL) ... **2007-08:** First professional season ... Jackets were 6-1-1 when he recorded a point ... made his NHL debut and recorded his first NHL point with an assist (Rick Nash goal) Oct. 5 vs. Anaheim ... scored the first two goals of his NHL career, including the game-winner, Jan. 22 at Dallas (Mike Smith) ... had at least one shot on goal in 49-of-67 games.

JUNIOR HIGHLIGHTS

2006-07: Set career-highs in goals (32), assists (37), points (69) and penalty minutes (56) in 59 games with Medicine Hat ... won the Four Broncos Trophy as the Western Hockey League Player of the Year ... won the Bill Hunter Memorial Trophy as the league's Defenceman of the Year for the second-consecutive year ... was a WHL First All-Star Team selection ... led the Tigers in goals and points ... led WHL defencemen in scoring ... scored a team-high 22 power-play goals ... led the club to the Western Hockey League championship ... **2005-06:** Won the Bill Hunter Memorial Trophy as the WHL Defenceman of the Year with Medicine Hat ... ranked eighth among WHL defencemen in points (47) and plus/minus rating (+8-tied) ... won the Brad Hornung Trophy as the WHL's Most Sportsmanlike Player of the Year ... finished third (tied) among WHL defencemen in goals (14) and was seventh in points ... ranked second (tied) in playoff goals (4) among club defencemen and was fifth overall in points (12) ... **2004-05:** Was ninth in the WHL in plus/minus rating (+29) ... led all WHL defencemen in goals (26) and ranked third in points (61) ... scored more goals than any defenceman in the entire CHL (OHL, QMJHL, & WHL) ... **2003-04:** Helped Medicine Hat win the WHL Championship and reach the Memorial Cup.



**DEREK
SMITH**
DEFENCE 27



27

DEREK SMITH

DEFENCE

BORN: Belleville, ON
DATE: October 13, 1984
HEIGHT: 6'1"
WEIGHT: 203 lbs.
SHOOTS: Left

HOW ACQUIRED: Signed as a free agent on July 13, 2011

CAREER RECORD

REGULAR SEASON								PLAYOFFS					
SEASON	CLUB	LEA.	GP	G	A	PTS	PIM	GP	G	A	PTS	PIM	
2000-01	Wellington	OPIHL	12	1	1	2	4	-	-	-	-	-	
2001-02	Wellington	OPIHL	46	5	15	20	26	-	-	-	-	-	
2002-03	Wellington	OPIHL	21	6	10	16	26	-	-	-	-	-	
2003-04	Wellington	OPIHL	44	8	26	34	34	-	-	-	-	-	
2004-05	Lake Superior State University	CCHA	38	1	4	5	28	-	-	-	-	-	
2005-06	Lake Superior State University	CCHA	36	2	8	10	18	-	-	-	-	-	
2006-07	Lake Superior State University	CCHA	43	10	20	30	10	-	-	-	-	-	
2007-08	Binghamton	AHL	52	2	11	13	18	-	-	-	-	-	
	Elmira	ECHL	1	0	1	1	0	-	-	-	-	-	
2008-09	Binghamton	AHL	75	7	17	24	49	-	-	-	-	-	
2009-10	Binghamton	AHL	74	14	37	51	24	-	-	-	-	-	
	Ottawa	NHL	2	0	0	0	0	-	-	-	-	-	
2010-11	Binghamton	AHL	71	10	44	54	21	6	1	1	2	6	
	Ottawa	NHL	9	0	1	1	0	-	-	-	-	-	
2011-12	Calgary	NHL	47	2	9	11	12	-	-	-	-	-	
2012-13	Calgary	NHL	22	0	1	1	10	-	-	-	-	-	
TOTALS			NHL	80	2	11	13	22	-	-	-	-	-
			Flames	69	2	10	12	22	-	-	-	-	-
			AHL	272	33	109	142	112	6	1	1	2	6
			CCHA	117	13	32	45	56	-	-	-	-	-
			OPIHL	123	20	52	72	90	-	-	-	-	-

SMITH VS NHL

TEAM	REGULAR SEASON					PLAYOFFS				
	GP	G	A	PTS	PIM	GP	G	A	PTS	PIM
Anaheim	2	0	0	0	0	0	0	0	0	0
Boston	2	0	0	0	0	0	0	0	0	0
Buffalo	1	0	0	0	0	0	0	0	0	0
Carolina	1	0	0	0	0	0	0	0	0	0
Chicago	3	0	0	0	4	0	0	0	0	0
Colorado	6	0	1	1	2	0	0	0	0	0
Columbus	5	0	1	1	0	0	0	0	0	0
Dallas	2	0	0	0	0	0	0	0	0	0
Detroit	5	0	0	0	4	0	0	0	0	0
Edmonton	6	1	2	3	0	0	0	0	0	0
Florida	2	0	0	0	0	0	0	0	0	0
Los Angeles	2	0	0	0	0	0	0	0	0	0
Minnesota	7	0	2	2	2	0	0	0	0	0
Montreal	3	0	0	0	0	0	0	0	0	0
Nashville	4	1	1	2	4	0	0	0	0	0
New Jersey	1	0	0	0	0	0	0	0	0	0
NY Islanders	2	0	0	0	0	0	0	0	0	0
NY Rangers	2	0	0	0	0	0	0	0	0	0
Ottawa	1	0	0	0	0	0	0	0	0	0
Philadelphia	1	0	0	0	0	0	0	0	0	0
Phoenix	4	0	0	0	0	0	0	0	0	0
St. Louis	5	0	0	0	2	0	0	0	0	0
San Jose	3	0	0	0	0	0	0	0	0	0
Tampa Bay	2	0	2	2	0	0	0	0	0	0
Vancouver	6	0	1	1	4	0	0	0	0	0
Winnipeg	2	0	1	1	0	0	0	0	0	0
TOTALS	80	2	11	13	22	0	0	0	0	0

NHL HIGHLIGHTS

FIRSTS:

First GP: 02/13/2010 OTT 1 at DET 4
 First Goal: 11/29/2011 CGY 1 vs. NSH 0
 First Asst: 03/03/2011 OTT 3 at ATL 1

MOSTS (1 GAME): MOST RECENT

Goals: 1(2X) 12/03/2011 CGY 5 at EDM 3
 Assists: 2(1X) 12/15/2011 CGY 4 at TBL 5
 Points: 2(2X) 12/15/2011 CGY 4 at TBL 5 (OG-2A)
 SOG: 7(1X) 04/07/2011 OTT 3 vs. MTL 2
 PIM: 4(2X) 03/15/2013 CGY 6 vs. NSH 3
 Multi-Pt Games: 2 12/15/2011 CGY 4 at TBL 5 (OG-2A)

LONGEST PERSONAL STREAKS:

Goals: 1(2X) 12/03/2011 - 12/03/2011 (1G)
 Assists: 3(1X) 12/10/2011 - 12/15/2011 (4A)
 Pts: 3(1X) 12/10/2011 - 12/15/2011 (OG-4A)

CUPS:

None

2012-13 HIGHLIGHTS

Picked up his first point of the season with an assist on the game-tying goal on Mar. 3 ... led the team in blocked shots with three on Mar. 8 ... left the game on Apr. 1 with a lower body injury and was put on IR.

CAREER HIGHLIGHTS

2012-13: Made his Flames debut on Oct. 10 ... celebrated his 27th birthday on Oct. 13 ... picked up his first point with the Flames (assist) on Nov. 12 ... scored his first NHL goal (game winner) against Pekka Rinne on Nov. 29 ... had his first multi-point game with a goal and an assist on Dec. 3 ... set up the game-winning goal on Dec. 10 ... had a three-game assist streak with four assists Dec. 10-15 ... had an ankle injury on Dec. 29 and missed 22 games before returning on Feb. 23 ... left the Mar. 22 game with an upper body injury and missed the remaining seven games of the season. **2010-11: SENATORS:** Resigned with the Ottawa Senators on a one-year/two-way deal on July 13, 2010 ... registered his first NHL point (assist) on Mar. 3 at ATL and played nine games with Ottawa ... **SENATORS (AHL):** Played 71 games netting 10 goals and 44 assists and tied for fourth in AHL scoring by defencemen ... **PLAYOFFS:** Won the Calder Cup despite only playing in 6 games due to injury ... scored one goal and had one assist ... **2009-10: SENATORS:** Resigned with the Ottawa Senators on a one-year/two-way deal on July 29, 2009 ... called up to Ottawa on Feb. 12 ... made his NHL debut on Feb. 13 at DET ... played two games with Ottawa before being reassigned on Feb. 15 ... **SENATORS (AHL):** Played in 74 games recording 14 goals and 37 assists and finished sixth in AHL scoring amongst defencemen ... **2008-09:** Played in 75 games scoring 7 goals and adding 17 assists which ranked second in team scoring for defencemen ... **2007-08:** Started his pro career with Binghamton and played in 52 games, scoring two goals and adding 11 assists.

COLLEGE HIGHLIGHTS

Played three seasons with Lake Superior State from 2004-07 totaling 272 games and registering 13 goals and 32 assists ... **2006-07:** Signed as a free agent with the Ottawa Senators on Apr. 12 ... finished second in team scoring in senior year with 10 goals and 20 assists in 43 games ... **2006-07:** Doubled his offensive numbers from the previous year with two goals and eight assists in 36 games ... **2005-06:** Played in 38 games in his freshman year notching one goal and adding four assists.





18

MATT STAJAN

CENTRE

BORN: Mississauga, ON
DATE: December 19, 1983
HEIGHT: 6'1"
WEIGHT: 192 lbs.
SHOOTS: Left

DRAFTED: TOR - 2nd round, 57th overall, in the 2002 NHL Draft
HOW ACQUIRED: Trade with Toronto along with Niklas Hagman, Jamal Mayers and Ian White in exchange for Keith Aulie, Dion Phaneuf and Fredrik Sjostrom on January 31, 2010

CAREER RECORD

REGULAR SEASON								PLAYOFFS				
SEASON	CLUB	LEA.	GP	G	A	PTS	PIM	GP	G	A	PTS	PIM
2000-01	Belleville	OHL	57	9	18	27	27	7	1	6	7	5
2001-02	Belleville	OHL	68	33	52	85	50	11	3	8	11	14
2002-03	Belleville	OHL	57	34	60	94	75	7	5	8	13	16
	St. John's	AHL	1	0	1	1	0	-	-	-	-	-
	Toronto	NHL	1	1	0	1	0	-	-	-	-	-
	Canada	WJC	6	1	1	2	0	-	-	-	-	-
2003-04	Toronto	NHL	69	14	13	27	22	3	0	0	0	2
2004-05	St. John's	AHL	80	23	43	66	43	5	2	2	4	6
2005-06	Toronto	NHL	80	15	12	27	50	-	-	-	-	-
2006-07	Toronto	NHL	82	10	29	39	44	-	-	-	-	-
2007-08	Toronto	NHL	82	16	17	33	47	-	-	-	-	-
2008-09	Toronto	NHL	76	15	40	55	54	-	-	-	-	-
2009-10	Toronto	NHL	55	16	25	41	30	-	-	-	-	-
	Calgary	NHL	27	3	13	16	2	-	-	-	-	-
2010-11	Calgary	NHL	76	6	25	31	32	-	-	-	-	-
2011-12	Calgary	NHL	61	8	10	18	29	-	-	-	-	-
2012-13	Calgary	NHL	43	5	18	23	26	-	-	-	-	-
TOTALS		NHL	652	109	202	311	336	3	0	0	0	2
		FLAMES	207	22	66	83	89	-	-	-	-	-
		AHL	81	23	44	67	43	5	2	2	4	6
		OHL	182	76	130	206	152	25	9	22	31	35

STAJAN VS NHL

TEAM	REGULAR SEASON						PLAYOFFS					
	GP	G	A	PTS	PIM		GP	G	A	PTS	PIM	
Anaheim.....	15	0	6	6	8		0	0	0	0	0	
Boston.....	40	6	7	13	20		0	0	0	0	0	
Buffalo.....	39	8	13	21	32		0	0	0	0	0	
Calgary.....	7	2	4	6	2		0	0	0	0	0	
Carolina.....	26	5	5	10	6		0	0	0	0	0	
Chicago.....	16	1	6	7	2		0	0	0	0	0	
Colorado.....	19	4	6	10	12		0	0	0	0	0	
Columbus.....	14	1	5	6	8		0	0	0	0	0	
Dallas.....	17	1	2	3	6		0	0	0	0	0	
Detroit.....	16	1	7	8	14		0	0	0	0	0	
Edmonton.....	21	3	9	12	0		0	0	0	0	0	
Florida.....	25	2	6	8	9		0	0	0	0	0	
Los Angeles.....	14	1	1	2	2		0	0	0	0	0	
Minnesota.....	23	4	7	11	10		0	0	0	0	0	
Montreal.....	43	10	13	23	48		0	0	0	0	0	
Nashville.....	14	3	5	8	2		0	0	0	0	0	
New Jersey.....	22	7	5	12	10		0	0	0	0	0	
NY Islanders.....	24	8	13	21	10		0	0	0	0	0	
NY Rangers.....	22	2	5	7	14		0	0	0	0	0	
Ottawa.....	42	10	16	26	22		3	0	0	0	2	
Philadelphia.....	22	1	12	13	2		0	0	0	0	0	
Phoenix.....	16	2	6	8	10		0	0	0	0	0	
Pittsburgh.....	25	4	9	13	22		0	0	0	0	0	
St. Louis.....	12	1	1	2	6		0	0	0	0	0	
San Jose.....	15	2	4	6	8		0	0	0	0	0	
Tampa Bay.....	26	7	3	10	6		0	0	0	0	0	
Toronto.....	4	1	1	2	0		0	0	0	0	0	
Vancouver.....	25	3	13	16	33		0	0	0	0	0	
Washington.....	25	3	5	8	8		0	0	0	0	0	
Winnipeg.....	23	6	7	13	4		0	0	0	0	0	
TOTALS	652	109	202	311	336		3	0	0	0	2	

NHL HIGHLIGHTS

FIRSTS:

First GP:04/05/2003 TOR 1 vs. OTT 3
 First Goal:04/05/2003 TOR 1 vs. OTT 3
 First Goal vs.:Prusek, Martin at 11:46 of period 1
 First Asst:10/16/2003 TOR 2 at NJD 2

MOSTS (1 GAME): MOST RECENT

Goals:2 (10X) 04/03/2013 CGY 2 vs. EDM 8
 Assists:3 (6X) 03/15/2013 CGY 6 vs. NSH 3
 Points:4 (2X) 10/11/2007 TOR 8 vs. NYI 1 (1G-3A)
 SOG:6 (1X) 11/08/2008 TOR 6 vs. MTL 3
 PIM:16 (1X) 02/07/2009 TOR 5 at MTL 2
 Multi-Pt Games:57 04/06/2013 CGY 2 at VAN 5 (0G-2A)

LONGEST PERSONAL STREAKS:

Goals:3 (1X) 02/14/2004 - 02/17/2004 (3G)
 Assists:6 (1X) 11/12/2010 - 11/22/2010 (6A)
 Pts:6 (2X) 11/12/2010 - 11/22/2010 (0G-6A)

CUPS:

None

2012-13 HIGHLIGHTS

Had his first multi-point game of the season (2 A) on Jan. 31 ... was a team-high +3 on Feb. 13 ... scored his first goal of the season which was the game-tying goal on Feb. 17 ... scored the game-winner and had his first multi-goal game with the Flames on Feb. 23 ... led the team in blocked shots (3) on Feb. 28 ... registered his 300th career point with an assist on Mar. 9 ... had a pair of assists on Mar. 13 ... tied a career-high with three assists on Mar. 15 ... named the recipient of the Flames Ralph T. Scurfield Humanitarian Award on Mar. 29 ... registered his 200th career assist on Mar. 29 ... had a multi-goal game on Apr. 3 ... had a pair of assists on Apr. 6 ... missed four games with an upper body injury Apr. 10-15 ... led all Flames forwards in blocked shots with 30 ... took the most faceoffs for the Flames (28.4%) going 356/414 (46.2%) ... led all Flames in +/- with a +7.

CAREER HIGHLIGHTS

2011-12: Led the team in the faceoff circle going 7/10 and added an assist on Oct. 13 ... picked up an assist on Nov. 15 ... assisted on the game-winning goal on Dec. 10 ... scored his first goal of the season on Dec. 15 ... sprained his ankle on Dec. 18 and missed 14 games before returning on Jan. 19 ... missed Jan. 24 with a lower body injury ... scored his second goal of the season on Feb. 23 ... scored in back-to-back games Feb. 23 and 25 ... had his first multi-point game of the season (1 G, 1 A) and recorded his 100th career goal on Mar. 9 ... scored the overtime winner on Mar. 13 ... had points in seven of eight games (5 G, 3 A) Mar. 6-20 ... played in his 600th career game on Mar. 18. **2010-11:** Injured during the pre-season and missed the first two games Oct. 7-10 ... made his season debut on Oct. 14 ... tied a career-high with three assists and went 12/17 (71%) in the faceoff circle on Oct. 16 ... picked up a pair of assists on Oct. 22 ... scored his first goal of the season on Oct. 28 ... missed Nov. 24 - 26 with a head injury ... played in his 500th career game on Dec. 20 ... scored against his former team (TOR) on Jan. 15 ... had a pair of assists on Jan. 24 ... scored his fourth goal of the season on Feb. 1 ... scored a shorthanded goal on Feb. 14 ... netted his sixth goal on Mar. 12 ... **2009-10: MAPLE LEAFS:** Tied a career-high with three assists Oct. 26 at ANA ... played in 400th NHL game Oct. 30 at BUF ... posted a four-game point streak (Nov. 13-19) with five points (2 G, 3 A) in that span ... registered 200th career NHL point with a goal Dec. 1 at MTL ... registered three points (2 G, 1 A) and was named First Star Dec. 12 vs. WSH ... posted a four-game point streak (Jan. 5-9) with five points (2 G, 3 A) in that span ... led the Maple Leafs in power-play goals (7) and was second in assists (23) and points (39), and third in goals (16) at time of trade to Calgary on Jan. 31 ... **FLAMES:** Played first game with the Flames on Feb. 1 ... scored his first goal (game-winner) as a Flame on Feb. 3 vs. CAR ... had his first multi-point game (1 G, 1 A) with the Flames on Feb. 9 at OTT ... signed a multi-year contract with Calgary on March. 1 ... scored the game-winning goal on Mar. 5 vs. NJD ... **2008-09:** Played 76 games for Toronto collecting 55 points (15 G, 40 A) with 54 penalty minutes ... ranked first on the team in assists and faceoff percentage (51.4%) ... tied for second in shorthanded goals ... ranked third in points and hits (116) ... set career-highs in assists, points, power-play goals (5) and penalty minutes ... collected 3 points (2 G, 1 A) Oct. 29 at NJD ... registered a 5-game point streak (3 G, 4 A) Oct. 23 - Nov. 1 ... collected 3 assists in a period, tying Maple Leafs record for most assists in a period, Nov. 13 at EDM ... registered a career-high 6-game point streak (2 G, 8 A) Nov. 4-15 ... collected 3 points (2 G, 1 A) Dec. 22 at ATL ... missed 5 games due to eye injury (Dec. 28 - Jan. 6) ... collected 3 points (1 G, 2 A) Feb. 14 vs. PIT ... registered a 5-game assist streak (5 A) Feb. 26 - Mar. 7 ... collected 100th career NHL assist Feb. 28 at OTT ... **2007-08:** Registered a career-high in games played (82-tie) and goals (16) ... registered 7 multi-point games ... collected a career-high (tie) four points (1 G, 3 A) and 100th career NHL point (assist) Oct. 11 vs. the NYI ... scored 50th career goal Jan. 15 vs. CAR ... collected 3 assists in a period, tying Maple Leafs record for most assists in a period, Feb. 25 at OTT (2nd period) ... played 300th career NHL game Mar. 4 vs. NJD ... scored career-high 16th goal and played a season-high (24:43) Mar. 22 at OTT ... **2006-07:** Registered a career-high in games played (82-tie) and shots (132) ... Ranked 1st (tie) on team in games played ... collected a career-high (tie) 4 points (2 G, 2 A) Jan. 4 at BOS ... played 200th career NHL game and collected 2 assists Jan. 27 vs. MTL ... collected 2 assists, including 50th career assist, Mar. 10 vs. OTT ... Maple Leafs nominee for King Clancy Trophy, which is awarded to the player that best exemplifies leadership qualities on and off the ice and has made a noteworthy contribution in his community ... **2005-06:** Ranked first (tie) in the NHL in shorthanded points (8), tied for eighth in goals (4) and tied for third in assists (4) ... registered a career-high in shorthanded goals (4) and game-winning goals (5) ... **2004-05: MAPLE LEAFS:** Finished first on St. John's of the American Hockey League in games played (80-tie), first in shorthanded goals (2), second in shots (201), third in goals (23), third in points (43), tied third in game-winning goals and fifth in power-play goals (6) ... led St. John's in playoff goals (tie) and points (tie) ... **2003-04: MAPLE LEAFS:** Ranked seventh among NHL rookies in goals (14-tie), 10th in plus/minus (+7-tie), 13th in points (27-tie) and 18th in assists (13-tie) ... played in the NHL Young Stars Game collecting two points (1 G, 1 A) ... registered first career NHL assist Oct. 16 at NJD ... scored first goal of the season Oct. 20 at NYI ... registered first career NHL multi-point game (1 G, 1 A) Feb. 14 vs. BUF ... assigned to St. John's of the American Hockey League Mar. 6 ... recalled from St. John's Mar. 9 ... made NHL playoff debut Apr. 16 vs. OTT ... **2002-03:** Played one game for Toronto scoring one goal ... scored first career NHL goal in first career NHL game Apr. 5 vs. OTT (Prusek) ... played one game for St. John's (AHL) collecting one assist ... registered first career AHL point (assist) in first career AHL game Apr. 4 vs. Manitoba.

JUNIOR HIGHLIGHTS

Played 182 games over three seasons for the Ontario Hockey League's Belleville Bulls ... recorded 70 goals with 130 assists for 206 points over his OHL career ... **2002-03:** Ranked fifth in the OHL in assists (60), fifth in shorthanded goals (5-tie), fifth in plus/minus (+41) and eighth in points (75) ... led the team in assists, points, plus/minus, power-play goals (11) and shorthanded goals ... led Belleville during the playoffs in assists (8) and points (13) ... **2001-02:** Named the OHL Eastern Conference's Most Underrated Player and was a finalist as the Best Defensive Forward in the OHL Coaches Poll ... ranked 6th in the OHL in plus/minus (+36) ... played for the OHL Eastern Conference All-Stars at the Hershey Cup collecting three assists.

INTERNATIONAL HIGHLIGHTS

2002-03: Represented Canada at the 2003 IIHF World Junior Championship ... played six tournament games and collected two points (1 G, 1 A) in helping Canada earn a silver medal.





22

LEE STEMPNIAK
CENTRE**BORN:** West Seneca, NY**DATE:** February 4, 1983**HEIGHT:** 5'11"**WEIGHT:** 195 lbs.**SHOOTS:** Right**DRAFTED:** STL - 5th round, 148th overall, in the 2003 NHL Draft**HOW ACQUIRED:** Trade with Phoenix in exchange for Daymond Langkow on August 29, 2011

CAREER RECORD

REGULAR SEASON								PLAYOFFS				
SEASON	CLUB	LEA.	GP	G	A	PTS	PIM	GP	G	A	PTS	PIM
1999-00	Buffalo	OPIHL	36	11	17	28	18	-	-	-	-	-
2000-01	Buffalo	OPIHL	48	34	51	85	36	-	-	-	-	-
2001-02	Dartmouth	ECAC	32	12	9	21	8	-	-	-	-	-
2002-03	Dartmouth	ECAC	34	21	28	49	32	-	-	-	-	-
2003-04	Dartmouth	ECAC	34	16	22	38	42	-	-	-	-	-
2004-05	Dartmouth	ECAC	35	14	29	43	34	-	-	-	-	-
2005-06	St. Louis	NHL	57	14	13	27	22	-	-	-	-	-
	Peoria	AHL	26	8	7	15	32	3	0	3	3	2
2006-07	St. Louis	NHL	82	27	25	52	33	-	-	-	-	-
2007-08	St. Louis	NHL	80	13	25	38	40	-	-	-	-	-
2008-09	St. Louis	NHL	14	3	10	13	2	-	-	-	-	-
	Toronto	NHL	61	11	20	31	31	-	-	-	-	-
2009-10	Toronto	NHL	62	14	16	30	18	-	-	-	-	-
	Phoenix	NHL	18	14	4	18	8	7	0	2	2	0
2010-11	Phoenix	NHL	82	19	19	38	19	4	0	0	0	0
2011-12	Calgary	NHL	61	14	14	28	16	-	-	-	-	-
2012-13	Calgary	NHL	47	9	23	32	12	-	-	-	-	-
TOTALS		NHL	564	138	169	307	201	11	0	2	2	0
		FLAMES	108	23	37	60	28	-	-	-	-	-
		AHL	26	8	7	15	32	3	0	3	3	2
		ECAC	135	63	88	151	116	-	-	-	-	-

STEMPNIAK VS NHL

NHL HIGHLIGHTS

TEAM	REGULAR SEASON					PLAYOFFS				
	GP	G	A	PTS	PIM	GP	G	A	PTS	PIM
Anaheim.....	21	7	11	18	6	0	0	0	0	0
Boston.....	11	3	3	6	4	0	0	0	0	0
Buffalo.....	16	2	4	6	12	0	0	0	0	0
Calgary.....	20	8	5	13	10	0	0	0	0	0
Carolina.....	11	6	3	9	0	0	0	0	0	0
Chicago.....	33	14	10	24	18	0	0	0	0	0
Colorado.....	25	9	12	21	6	0	0	0	0	0
Columbus.....	33	5	15	20	13	0	0	0	0	0
Dallas.....	21	4	10	14	6	0	0	0	0	0
Detroit.....	32	6	5	11	12	11	0	2	2	0
Edmonton.....	23	12	9	21	10	0	0	0	0	0
Florida.....	12	2	0	2	0	0	0	0	0	0
Los Angeles.....	24	9	8	17	10	0	0	0	0	0
Minnesota.....	23	5	6	11	12	0	0	0	0	0
Montreal.....	12	1	2	3	4	0	0	0	0	0
Nashville.....	33	7	7	14	13	0	0	0	0	0
New Jersey.....	9	2	3	5	0	0	0	0	0	0
NY Islanders.....	11	3	3	6	5	0	0	0	0	0
NY Rangers.....	8	0	3	3	4	0	0	0	0	0
Ottawa.....	14	0	3	3	4	0	0	0	0	0
Philadelphia.....	9	4	1	5	10	0	0	0	0	0
Phoenix.....	12	0	1	1	10	0	0	0	0	0
Pittsburgh.....	12	1	4	5	2	0	0	0	0	0
St. Louis.....	8	1	1	2	0	0	0	0	0	0
San Jose.....	24	3	3	6	4	0	0	0	0	0
Tampa Bay.....	12	3	3	6	0	0	0	0	0	0
Toronto.....	4	0	1	1	2	0	0	0	0	0
Vancouver.....	24	5	6	11	2	0	0	0	0	0
Washington.....	11	3	2	5	4	0	0	0	0	0
Winnipeg.....	9	4	2	6	6	0	0	0	0	0
TOTALS.....	564	138	169	307	201	11	0	2	2	0

FIRSTS:

First GP: 10/06/2005 STL 3 vs. DET 4
 First Goal: 11/04/2005 STL 2 vs. EDM 7
 First Goal vs.: Markkanen, Jussi at 18:56 of period 3
 First Asst: 11/02/2005 STL 5 vs. CHI 6

MOSTS (1 GAME): MOST RECENT

Goals: 3 (2X) 01/21/2012 CGY 6 at EDM 2
 Assists: 3 (3X) 10/26/2009 TOR 6 at ANA 3
 Points: 4 (2X) 01/21/2012 CGY 6 at EDM 2 (3G-1A)
 SOG: 9 (1X) 02/02/2013 CGY 2 vs. CHI 3
 PIM: 7 (1X) 02/25/2011 PHX 3 at CBJ 5
 Hat Tricks: 2 01/21/2012 CGY 6 at EDM 2 (3G)
 Multi-Pt Games: 54 03/15/2013 CGY 6 vs. NSH 3 (0G-2A)

LONGEST PERSONAL STREAKS:

Goals: 3 (7X) 04/07/2012 - 01/21/2013 (3G)
 Assists: 5 (2X) 03/13/2013 - 03/22/2013 (6A)
 Pts: 9 (1X) 03/02/2010 - 03/20/2010 (9G-3A)

CUPS:

None

2012-13 HIGHLIGHTS

Scored the Flames first goal of the 2012-13 season on Jan. 20 ... scored in back-to-back games Jan. 20 and 21 ... scored his fifth goal on Feb. 9 ... had a pair of assists giving him 150 career assists on Feb. 13 ... had a pair of assists on Feb. 24 ... had the game tying goal and an assist for his fourth multi-point game of the season on Mar. 3 ... had a goal (game-winner) and an assist on Mar. 13 ... had a pair of assists on Mar. 15 ... had assists in five straight games Mar. 13-22, the longest assist streak for the Flames this season ... named recipient of the Flames J.R. McCaig Award on Mar. 27 ... earned his 300th career point with an assist (Apr. 6) ... leads the NHL with his third shorthanded assist on Apr. 8 ... picked up his 20th assist on Apr. 10 ... was one of only three players on the Flames to play 47 of the 48 games ... led all Flames forwards in takeaways with 32 ... led the Flames in shots on goal with 113 ... tied for the lead in points for the Flames with 32 (13+19) ... led the Flames in assists with 23.

CAREER HIGHLIGHTS

2011-12: Made his Flames debut on Oct. 8 ... earned his first point (assist) as a Flame on Oct. 10 ... earned an assist against his former team (TOR) on Oct. 15 ... scored his first goal with the Flames on Oct. 26 ... had his first multi-point game (1 G, 1 A) with the Flames and scored the game-winning goal on Nov. 12 ... scored his second goal in three games on Dec. 1 ... had back-to-back multi-point games (1 G, 1 A) on Dec. 6 and 8 ... tied a team-high in hits (5) on Dec. 23 ... played his 500th career game and had a goal and an assist on Jan. 10 ... had a three game point streak (1 G, 3 A) Jan. 7-12 ... registered his second career hat trick, added an assist for a four point night (both tying a career-high) and was a team-high +5 on Jan. 21 ... injured his ankle on Jan. 31 and missed 21 games returning to the lineup on Mar. 18. **2010-11: COYOTES:** Finished second in the team in goals (19) and had 38 points on the season ... one of only three Coyotes to play in all 82 games ... led the team in takeaways (46) ... tied for third in shots (199) ... had six multi-point games ... collected an assist in the season opening game vs. BOS on Oct. 9 ... scored his first career hat trick vs. LAK on Oct. 21 ... netted his 100th career NHL goal vs. NSH on Nov. 3 ... recorded two goals and an assist vs. EDM on Nov. 23 ... played in his 400th career NHL game at ANA on Dec. 5 ... recorded three points (1 G, 2 A) vs. ANA on Jan. 15 ... registered third multi-goal game of the season (2 G) vs. LAK on Jan. 22 ... collected two assists at COL on Jan. 26 ... posted a seven-game point streak (5 G, 6 A) from Jan. 15 - 26 ... snapped a 21-game goal drought with a goal at CGY on Mar. 15 ... recorded a goal in three straight games from Mar. 15 - 18 ... scored a goal vs. COL on Apr. 1 ... posted a goal and an assist at LAK on Apr. 6. **PLAYOFFS:** Played in all four playoff games and had eight shots ... **2009-10:** Finished the season with 28 goals and 20 assists for 48 points in 80 total games with Phoenix and Toronto ... set a new career-high with 28 goals to lead the Coyotes ... registered 14 goals and four assists in 18 games with Phoenix to close the regular season ... scored a goal 6:13 into his Coyotes debut in 3-1 win vs. COL. Mar. 4 ... scored two goals in win vs. VAN. Mar. 10 ... recorded second straight two-goal game on Mar. 13 at CAR ... notched his 20th goal of the season by scoring in his third straight game on Mar. 14 at ATL ... named NHL's 2nd Star for week ending Mar. 14 ... extended his point streak to career-high nine games (9 G, 3 A) with two goals vs. CHI. Mar. 20 ... scored 10th goal as a Coyote at NSH. Mar. 25 ... recorded his fourth two-goal game with Coyotes and added an assist. Mar. 27 vs. COL ... matched the career-high he set in 2006-07 with St. Louis by scoring his 27th goal of the season on Mar. 31 at CGY ... named NHL First Star for the Month of March after scoring NHL-leading 13 goals in 14 games to begin his tenure with the Coyotes ... scored his 28th goal of the season at SJ, Apr. 10. **MAPLE LEAFS:** Had recorded 14 goals and 16 assists in 62 games with Toronto prior to trade on Mar. 3 ... registered a goal and 2 assists and was named First Star, at PIT Dec. 27 ... scored a goal and registered his 100th career NHL assist on Dec. 7 vs. ATL ... registered a career-high four points (1 G, 3 A) on Oct. 26 at ANA ... played in his 300th NHL game on Oct. 13 vs. COL. **PLAYOFFS:** Collected two assists while appearing in all seven of Phoenix's games vs. DET ... picked up his first career post-season point with an assist in Game 3 win at DET. Apr. 18 ... made his NHL playoff debut in Game 1 of WCQF vs. DET. Apr. 14. **2008-09: MAPLE LEAFS:** Played in 61 games for the Toronto Maple Leafs, collecting 11 goals and 20 assists with 31 PIM ... acquired from St. Louis on Nov. 24 in exchange for Alex Steen and Carlo Colaiacovo ... played in 14 games with St. Louis prior to trade, registering 3 goals and 10 assists ... posted a four-game point streak (2 G, 2 A) from Mar. 10-17 ... tied his career-high with three assists at NYR. Feb. 22, for his second three-assist game of the season ... scored his first Maple Leafs goal on Nov. 29 vs. PHI ... played his first game with the Maple Leafs and collected an assist on Nov. 25 vs. ATL. **BLUES:** Matched a career-high with three assists at CHI. Nov. 14 ... registered a career-high five-game assist streak from Nov. 6-16 ... missed four games due to injury (Oct. 11-18). **2007-08: BLUES:** Skated in 80 games for St. Louis, recording 13 goals and 25 assists and a career-high 40 PIM ... ranked fifth on the team in points ... played in his 200th career NHL game on Feb. 24 at PHX ... notched his 100th career NHL point (assist) at BOS. Dec. 22 ... scored the game-winning goal vs. DET. Dec. 20 ... compiled a six-game point streak (4 G, 3 A) from Nov. 30 - Dec. 11 ... scored a goal in three straight games, Nov. 30 - Dec. 4 ... collected two assists for his first points of the season, Oct. 6 at LAK. **2006-07:** Set career-highs in goals (27), assists (25), points (52) ... ranked 1st on the team with 27 goals and 2nd on the team with 52 points ... ranked 3rd with 166 shots ... was one of four Blues' players to skate in all 82 games ... finished with 14 multi-point games on the season ... scored four goals in a three-game span. Mar. 29 to Apr. 2 ... scored two goals at CGY. Mar. 12 ... netted his 20th goal of the season, the game-winning goal, at NYI. Mar. 1 ... played in his 100th career NHL game on Jan. 10 at NJD ... posted a career-high seven-game point streak (3 G, 5 A) from Dec. 26-Jan. 9 ... scored a career-high three points (2 G, 1 A) on Oct. 21 at CHI ... scored his first goal of the season in season opener at SJ, Oct. 5. **2005-06:** Appeared in 57 games with St. Louis as a rookie, recording 14 goals and 13 assists ... registered a five-game point streak from Feb. 10-March 5, tallying 4 goals and 3 assists over the span ... recorded his first career multi-goal game (2 G) and added the shootout-deciding goal vs. CHI. Feb. 2 ... scored the game-tying goal and the shootout-deciding goal on Jan. 30 vs. CGY ... notched his first career multi-point game (1 G, 1 A), including his first career game-winning goal on Nov. 16 at CBJ ... tallied his first career NHL goal on Nov. 4 vs. EDM ... registered his first career point (assist) on Nov. 2 vs. CHI ... made his NHL debut on Oct. 6 vs. DET. **RIVER RATS (AHL):** Also played in 26 games for Peoria of the AHL, collecting 8 goals and 7 assists. **PLAYOFFS:** Registered three assists in three playoff games for Peoria.

INTERNATIONAL HIGHLIGHTS

2008-09: Represented the United States at the 2009 World Championship for the third straight year ... played in nine games for Team USA, scoring two goals and collecting six PIM. **2007-08:** Appeared in seven games for Team USA at the 2008 World Championship, recording three assists. **2006-07:** Played in seven games for Team USA at the 2007 World Championship, leading the team in goals (6), points (10) and penalty minutes (27).

COLLEGE HIGHLIGHTS

2004-05: Captained Dartmouth College during his senior year and helped the club rank first in the Eastern Collegiate Athletic Conference (ECAC) in scoring offense and 6th in the nation as the Big Green scored 120 goals in 35 games ... ranked first on the team and in the Ivy League in points (43) and assists (29) ... was 4th on the team, 6th in the Ivy League and 14th in the ECAC with 14 goals ... finished third in the ECAC in points ... ranked 18th among all NCAA players in average points per game (1.23) and ninth in average assists per game (0.83) ... named Second Team All-America and First Team All-ECAC and All-Ivy ... selected to both ECAC and Ivy League's All-Academic teams ... named to ESPN The Magazine/CoSIDA Academic All-District At-Large Team for the second straight year ... won Dartmouth's Kenneth Archibald Prize as the best all-around student athlete and was awarded the Alfred E. Watson Trophy as Dartmouth's Outstanding Male Athlete of the Year ... was co-recipient of the Phelan MVP Award ... received the Friends of Dartmouth Hockey Leading Scorer Award ... named to the New England Hockey Writers All-Star Team as voted on by the New England Hockey Writers Association ... was named to Insider College Hockey's ECAC All-Conference Team ... did not miss a single game in his four seasons at Dartmouth and played in his 131st college game on March 5 vs. Yale, passing Trevor Byrne on Dartmouth's all-time games played list and finished as the school's all-time leader with 135 ... is only one of 11 Dartmouth players to be in both the 50-goal and 50-assist club ... led Dartmouth in scoring for three straight seasons (2002-03 through 2004-05) ... graduated from Dartmouth ranking fourth in school history in points (151), 10th in goals (63) and third in assists (88).





6

DENNIS WIDEMAN

DEFENCE

BORN: Kichener, ON
DATE: March 20, 1983
HEIGHT: 6'0"
WEIGHT: 198 lbs.
SHOOTS: Right

DRAFTED: BUF - 8th round, 241st overall in the 2002 NHL Draft
HOW ACQUIRED: Trade with Washington in exchange for Jordan Henry and Calgary's 2013 5th round pick on June 27, 2012

CAREER RECORD

SEASON	CLUB	LEA.	REGULAR SEASON					PLAYOFFS				
			GP	G	A	PTS	PIM	GP	G	A	PTS	PIM
1999-00	Sudbury	OHL	63	10	26	36	64	12	1	2	3	22
2000-01	Sudbury	OHL	25	7	11	18	37	-	-	-	-	-
	London	OHL	24	8	8	16	38	5	0	4	4	6
2001-02	London	OHL	65	27	42	69	141	12	4	9	13	26
2002-03	London	OHL	55	20	27	47	83	14	6	6	12	10
2003-04	London	OHL	60	24	41	65	85	15	7	10	17	17
2004-05	Worcester	AHL	79	13	30	43	65	-	-	-	-	-
2005-06	Peoria	AHL	12	2	4	6	31	-	-	-	-	-
	St. Louis	NHL	67	8	16	24	83	-	-	-	-	-
2006-07	St. Louis	NHL	55	5	17	22	44	-	-	-	-	-
	Boston	NHL	20	1	2	3	27	-	-	-	-	-
2007-08	Boston	NHL	81	13	23	36	70	6	0	3	3	0
2008-09	Boston	NHL	79	13	37	50	34	11	0	7	7	4
2009-10	Boston	NHL	76	6	24	30	34	13	1	11	12	4
2010-11	Florida	NHL	61	9	24	33	33	-	-	-	-	-
	Washington	NHL	14	1	6	7	6	-	-	-	-	-
2011-12	Washington	NHL	82	11	35	46	46	14	0	3	3	2
2012-13	Calgary	NHL	46	6	16	22	12	-	-	-	-	-
TOTALS		NHL	581	73	200	273	389	44	1	24	25	10
		FLAMES	46	6	16	22	12	-	-	-	-	-
		AHL	91	15	34	49	96	-	-	-	-	-
		OHL	292	96	155	251	448	58	18	31	49	81

WIDEMAN VS NHL

NHL HIGHLIGHTS

TEAM	REGULAR SEASON					PLAYOFFS				
	GP	G	A	PTS	PIM	GP	G	A	PTS	PIM
Anaheim.....	13	3	9	12	13	0	0	0	0	0
Boston.....	9	2	3	5	2	7	0	1	1	2
Buffalo.....	29	3	6	9	18	6	1	3	4	4
Calgary.....	8	2	4	6	2	0	0	0	0	0
Carolina.....	26	2	11	13	14	7	0	3	3	4
Chicago.....	22	3	7	10	4	0	0	0	0	0
Colorado.....	16	0	5	5	4	0	0	0	0	0
Columbus.....	20	4	7	11	10	0	0	0	0	0
Dallas.....	12	2	3	5	20	0	0	0	0	0
Detroit.....	23	2	7	9	30	0	0	0	0	0
Edmonton.....	14	2	2	4	16	0	0	0	0	0
Florida.....	20	1	10	11	10	0	0	0	0	0
Los Angeles.....	15	1	5	6	6	0	0	0	0	0
Minnesota.....	14	0	3	3	10	0	0	0	0	0
Montreal.....	32	4	10	14	21	10	0	7	7	0
Nashville.....	22	0	6	6	18	0	0	0	0	0
New Jersey.....	25	7	5	12	14	0	0	0	0	0
NY Islanders.....	21	2	10	12	8	0	0	0	0	0
NY Rangers.....	22	3	5	8	20	7	0	2	2	0
Ottawa.....	28	2	8	10	16	0	0	0	0	0
Philadelphia.....	24	4	6	10	18	7	0	8	8	0
Phoenix.....	13	1	5	6	12	0	0	0	0	0
Pittsburgh.....	22	3	7	10	26	0	0	0	0	0
St. Louis.....	10	2	4	6	6	0	0	0	0	0
San Jose.....	15	1	4	5	8	0	0	0	0	0
Tampa Bay.....	23	2	13	15	12	0	0	0	0	0
Toronto.....	27	7	14	21	12	0	0	0	0	0
Vancouver.....	15	1	3	4	9	0	0	0	0	0
Washington.....	17	4	5	9	16	0	0	0	0	0
Winnipeg.....	24	3	13	16	14	0	0	0	0	0
TOTALS.....	581	73	200	273	389	44	1	24	25	10

FIRSTS:

First GP:11/09/2005 STL 1 at CBJ 3
 First Goal:12/01/2005 STL 4 vs. CBJ 1
 First Asst:11/12/2005 STL 1 at NSH 3

MOSTS (1 GAME): MOST RECENT

Goals:2 (1X) 12/09/2011 WAS 4 vs. TOR 2
 Assists:3 (1X) 03/28/2009 BOS 7 at TOR 5
 Points:4 (1X) 12/09/2011 WAS 4 vs. TOR 2 (2G-2A)
 SOG:9 (1X) 12/01/2005 STL 4 vs. CBJ 1
 PIM:8 (1X) 04/09/2006 STL 2 vs. EDM 1
 Multi-Pt Games:39 03/29/2013 CGY 4 vs. CBJ 6 (1G-1A)

LONGEST PERSONAL STREAKS:

Goals:3 (2X) 12/31/2011 - 01/07/2012 (3G)
 Assists:5 (2X) 03/06/2012 - 03/13/2012 (5A)
 Pts:7 (3X) 10/08/2011 - 10/22/2011 (2G-5A)

CUPS:

None

WIDEMAN

2012-13 HIGHLIGHTS

Made his Flames debut on Jan. 20 ... picked up his first points with the Flames with a pair of assists on Jan. 21 ... scored his first goal with the Flames on Feb. 2 ... had his second multi-point game with a goal and an assist on Feb. 5 ... had a team-high four blocked shots on Feb. 11 ... had a team-high three blocked shots on Feb. 15 ... had a team-high four hits on Feb. 20 ... had a team-high four blocked shots on Mar. 3 ... had a team-high three blocked shots on Mar. 11 ... was a team-high +3 on Mar. 15 ... had a team-high three blocked shots on Mar. 26 ... had a multi-point game (1+1) and led the team with four blocked shots on Mar. 29 ... scored his fifth goal on Apr. 6 ... registered his 200th assist on Apr. 12 ... had a team-high four blocked shots on Apr. 17 ... missed two games from Apr. 19-21 with a broken finger ... led the Flames in blocked shots with 100 ... led all Flames defencemen in shots with 94 ... led all Flames defencemen in scoring with 22 points (6+16) ... led all Flames defencemen in power-play points with 13 (4+9) ... led the Flames in time on ice 25:09 per game average.

CAREER HIGHLIGHTS

2011-12 CAPITALS: Led WSH in time on-ice per game (23:54) ... finished first among WSH defencemen in points and tied for 11th among NHL blueliners in goals (11) and 13th in assists (35) ... surpassed his totals for goals, assists and points from 2010-11. **PLAYOFFS:** Skated 17:48 with one shot, one hit and two blocked shots in Game 1 ... skated 20:36 with two shots and two blocked shots in Game 2 ... led WSH in time on ice (41:40) and collected four shots, two hits and four blocked shots in Game 3 ... assisted on Green's game-winning goal in Game 4 ... recorded an assist, three shots, three hits and two blocked shots in Game 5 of ECQF ... skated 21:06 and recorded two hits and four blocked shots in Game 6 **2010-11:** Missed the last five games (Mar. 31 - Apr. 9) of the season due to injury ... tied for first amongst NHL defencemen in power-play goals (9) ... led Capitals defencemen with 40 points ... fourth on the Capitals in blocked shots (126) ... recorded his 200th career point with an assist Mar. 9 vs. EDM ... **PANTHERS:** Skated a season-high 29:57 Feb. 19 vs. TBL ... scored 10 or more goals for the third time in his career ... recorded 30 or more assists for the second time in his career ... had a four-game point streak (2 G, 3 A) from Feb. 4 - Feb. 13 ... notched a pair of assists Feb. 10 vs. BUF ... recorded a power-play goal in consecutive games Jan. 15 and Jan. 17 ... tallied a goal and an assist Jan. 15 vs. NJD ... recorded game-winning goal and an assist Jan. 11 vs. WSH ... tallied goals in consecutive games Dec. 15 and 17 ... scored his first goal of the season Oct. 28 at OTT ... **2009-10: BRUINS:** Completed his fifth NHL season and fourth with BOS ... appeared in 76 games with the Bruins, scoring 30 points (6 G, 24 A) and adding 34 penalty minutes ... played in at least 75 games for the fourth consecutive year ... recorded a point in each of the Bruins' final five regular season games (2 G, 3 A) ... recorded his 100th career point with an assist Nov. 19 at ATL ... **PLAYOFFS:** Appeared in all 13 of Boston's playoff games and led all Bruins with 11 assists and 12 points ... registered eight points (8 A) in seven games during the Bruins' Eastern Conference Semi-Final loss to the Flyers ... **2008-09:** Set career season-highs in assists (37) and points (50) and tied his season-high in goals with 13 ... finished sixth in the NHL in plus/minus at plus-32 ... had nine multiple-point games ... tied his career-best with a seven-game point streak from Jan. 19 - Feb. 4 (4 G, 4 A) ... scored an overtime goal Oct. 27 in EDM to give BOS a 1-0 victory ... played his 300th NHL game Apr. 4 vs. NYR and recorded his 100th NHL point with an assist Dec. 8 vs. TBL ... missed three games to injury (muscle strain and groin) ... **PLAYOFFS:** Added six assists in 11 playoff games, including a two-assist effort Apr. 20 in MTL ... **2007-08:** Established a career-high in goals ... had three multi-point games, all two-point efforts ... had a career-best seven-game point streak from Nov. 29 - Dec. 10 (2 G, 5 A), which was the longest such streak by a Boston defenceman since 1995 (Ray Bourque, eight games) ... had a four-game point streak from Feb. 16 - 23 (2 G, 3 A) ... took one shootout shot (no goal) ... played his 200th NHL game Feb. 19 in CAR ... scored the 18,000th goal in Bruins history on Dec. 31 vs. ATL's Kari Lehtonen ... did not dress for one game (coach's decision) ... **PLAYOFFS:** Added three assists in six playoff games, his first career playoff action ... played his first NHL playoff game Apr. 10 in MTL and recorded his first playoff point with an assist Apr. 13 vs. the Canadiens ... **2006-07: BLUES:** Began the season in STL where he led Blues defencemen in scoring with 22 points (5 G, 17 A) and 44 PIM in 55 games at the time of his Feb. 27 trade to BOS for Brad Boyes ... had four multi-point games, including a career-high 3 point effort Jan. 13 vs. LAK ... had two three-game point streaks, from Oct. 12 - 17 (3 A) and Jan. 13 - 16 (2 G, 3 A) ... played his 100th NHL game Dec. 26 in NSH ... **BRUINS:** Added 3 points (1 G, 2 A) and 27 PIM in 20 games with Bruins ... played his first game as a Bruin Mar. 1 vs. PHI and recorded his first point as a Bruin with an assist in that game ... scored his first goal as a Bruin Mar. 10 in PHI ... **2005-06: RIVERMEN (AHL):** Recorded six points (2 G, 4 A) in 12 games before his Nov. 8 recall to STL for the remainder of the season ... **BLUES:** Played his first NHL game Nov. 9 at CBJ and recorded his first NHL point with an assist Nov. 12 at NSH ... scored his first NHL goal with the game-winning tally Dec. 1 vs. CBJ ... had a three-game goal streak from Jan. 17 - 20 ... did not dress for four STL games (coach's decision) and missed three games with a hand injury ... **2004-05: ICECATS (AHL):** Played his first professional season in Worcester (AHL), leading club defencemen in scoring and finishing third overall in the team's scoring race with 43 points (13 G, 30 A) in 79 games ... had eight multi-point games, including a five-point effort Oct. 16 vs. Springfield ... was a starter for the Canadian team in the AHL All-Star Game.

JUNIOR HIGHLIGHTS


Recorded 251 points (96 G, 155 A) in 292 career games with Sudbury and London of the OHL **2003-04:** Led OHL defencemen in goals for a second-straight season (24) and led the league in plus/minus (+51) ... Was named to the CHL Second All-Star Team **2001-02:** Led all OHL defencemen in goals (27) and tallied 69 points in 65 games with London.

FLAMES IN THE SYSTEM

The Flames held their annual Development Camp from July 10 to 16, 2013.



Photo courtesy Terence Leung




#94 KEN AGOSTINO - LW

BORN: Flanders, NJ
DATE: April 30, 1992
HEIGHT: 6'0"
WEIGHT: 210 lbs.
SHOOTS: Left

DRAFTED: PIT - 5th round, 140th overall, in the 2010 NHL Draft
HOW ACQUIRED: Trade with Pittsburgh along with Ben Hanowski and Pittsburgh's first round pick in the 2013 NHL Draft in exchange for Jarome Iginla on March 27, 2013

SEASON	CLUB	LEA.	REGULAR SEASON					PLAYOFFS				
			GP	G	A	PTS	PIM	GP	G	A	PTS	PIM
2010-11	Yale	ECAC	31	11	14	25	30	-	-	-	-	-
2011-12	Yale	ECAC	33	14	20	34	32	-	-	-	-	-
2012-13	Yale	ECAC	37	17	24	41	32	-	-	-	-	-
TOTALS		ECAC	101	42	58	100	94	-	-	-	-	-




#92 BILL ARNOLD - C

BORN: Needham, MA
DATE: May 13, 1992
HEIGHT: 6'0"
WEIGHT: 208 lbs.
SHOOTS: Right

HOW ACQUIRED: 4th round, 108th overall, in the 2010 NHL Draft

SEASON	CLUB	LEA.	REGULAR SEASON					PLAYOFFS				
			GP	G	A	PTS	PIM	GP	G	A	PTS	PIM
2009-10	US Dev.	USHL	26	8	15	23	20	-	-	-	-	-
2010-11	Boston College	H-EAST	39	10	10	20	38	-	-	-	-	-
2011-12	Boston College	H-EAST	42	17	19	36	46	-	-	-	-	-
2012-13	Boston College	H-EAST	38	17	18	35	40	-	-	-	-	-
TOTALS		H-EAST	119	44	47	91	124	-	-	-	-	-
		USHL	26	8	15	23	20	-	-	-	-	-

FLAMES IN THE SYSTEM



#46 CARTER BANCKS - LW

BORN: Marysville, BC

DATE: August 9, 1989

HEIGHT: 5'9"

WEIGHT: 181 lbs.

SHOOTS: Left

HOW ACQUIRED: Signed as a free agent on August 28, 2013


REGULAR SEASON

PLAYOFFS

SEASON	CLUB	LEA.	GP	G	A	PTS	PIM	GP	G	A	PTS	PIM
2005-06	Lethbridge	WHL	2	0	0	0	0	6	0	0	0	4
2006-07	Lethbridge	WHL	67	11	20	31	64	-	-	-	-	-
2007-08	Lethbridge	WHL	70	15	30	45	56	19	6	4	10	19
2008-09	Lethbridge	WHL	53	13	34	47	68	3	0	0	0	4
2009-10	Lethbridge	WHL	70	19	36	55	96	-	-	-	-	-
	Abbotsford	AHL	9	0	0	0	0	13	0	1	1	7
2010-11	Abbotsford	AHL	29	5	14	19	16	-	-	-	-	-
2011-12	Abbotsford	AHL	55	2	8	10	57	8	0	0	0	14
2012-13	Abbotsford	AHL	59	5	7	12	4	-	-	-	-	-
	Calgary	NHL	2	0	0	0	0	-	-	-	-	-
TOTALS		NHL	2	0	0	0	0	-	-	-	-	-
		AHL	152	12	29	41	77	21	0	1	1	21
		WHL	262	58	120	178	284	28	6	4	10	27

WE
ARE
THE  **C of RED™**

FLAMES IN THE SYSTEM



#25 STEVE BEGIN - C

BORN: Trois-Rivieres, QC

DATE: June 4, 1978

HEIGHT: 6'0"

WEIGHT: 194 lbs.


SHOOTS: Left

DRAFTED: CGY - 2nd round, 40th overall in the 1996 NHL Draft

			REGULAR SEASON					PLAYOFFS				
SEASON	CLUB	LEA.	GP	G	A	PTS	PIM	GP	G	A	PTS	PIM
1995-96	Val d'Or	QMJHL	64	13	23	36	218	13	1	3	4	33
1996-97	Val d'Or	QMJHL	58	13	33	46	207	10	0	3	3	8
	Saint John	AHL	-	-	-	-	-	4	0	2	2	6
1997-98	Calgary	NHL	5	0	0	0	23	-	-	-	-	-
	Val d'Or	QMJHL	35	18	17	35	73	15	2	12	14	34
1998-99	Saint John	AHL	73	11	9	20	156	7	2	0	2	18
1999-00	Calgary	NHL	13	1	1	2	18	-	-	-	-	-
	Saint John	AHL	47	13	12	25	99	-	-	-	-	-
2000-01	Calgary	NHL	4	0	0	0	21	-	-	-	-	-
	Saint John	AHL	58	14	14	28	109	19	10	7	17	18
2001-02	Calgary	NHL	51	7	5	12	79	-	-	-	-	-
2002-03	Calgary	NHL	50	3	1	4	51	-	-	-	-	-
2003-04	Montreal	NHL	52	10	5	15	41	9	0	1	1	10
2004-05	Hamilton	AHL	21	10	3	13	20	4	0	2	2	8
2005-06	Montreal	NHL	76	11	12	23	113	2	0	0	0	2
2006-07	Montreal	NHL	52	5	5	10	46	-	-	-	-	-
2007-08	Montreal	NHL	44	3	5	8	48	12	0	3	3	8
2008-09	Montreal	NHL	42	6	4	10	27	-	-	-	-	-
	Dallas	NHL	20	1	1	2	15	-	-	-	-	-
2009-10	Boston	NHL	77	5	9	14	53	13	1	0	1	10
2010-11	Milwaukee	AHL	36	3	3	6	30	13	3	4	7	12
	Nashville	NHL	2	0	0	0	4	-	-	-	-	-
2012-13	Calgary	NHL	36	4	4	8	22	-	-	-	-	-
TOTALS		NHL	524	56	52	108	561	36	1	4	5	30
		AHL	235	51	41	92	414	47	15	15	30	62
		QMJHL	157	54	73	117	498	38	3	18	21	75



FLAMES IN THE SYSTEM



#29 RETO BERRA - G


BORN: Bulach, CHE
DATE: January 3, 1987
HEIGHT: 6'4"
WEIGHT: 210 lbs.
CATCHES: Left

DRAFTED: STL – 4th round, 106th overall, in the 2006 NHL Draft
HOW ACQUIRED: Trade with St. Louis along with Mark Cundari and first round pick in the 2013 Entry Draft in exchange for Jay Bouwmeester on April 1, 2013

REGULAR SEASON

PLAYOFFS

SEASON	CLUB	LEA.	GP	W	L	T	MINS	GA	SO	GAA	GP	W	L	MINS	GA	SO	GAA
2003-04	GCK Lions	Swiss-B	7	-	-	-	-	-	-	-	-	-	-	-	-	-	-
2004-05	GCK Lions	Swiss-B	11	-	-	-	-	-	-	-	-	-	-	-	-	-	-
2005-06	Zurich	Swiss-A	2	0	1	0	87	4	0	2.76	-	-	-	-	-	-	-
	GCK Lions	Swiss-B	24	-	-	-	-	-	-	-	-	-	-	-	-	-	-
2006-07	Zurich	Swiss-A	2	1	0	0	78	4	0	3.08	4	-	-	-	-	-	2.87
	GCK Lions	Swiss-B	25	-	-	-	-	-	-	-	-	-	-	-	-	-	-
2007-08	Davos	Swiss-A	16	9	7	0	966	44	0	2.73	-	-	-	-	-	-	-
2008-09	Zug	Swiss-A	14	-	-	-	-	-	-	-	-	-	-	-	-	-	-
	Davos	Swiss-A	29	-	-	-	-	-	-	-	4	-	-	-	-	-	1.39
	Langnau	Swiss-A	5	-	-	-	-	-	-	-	-	-	-	-	-	-	-
2009-10	Biel	Swiss-A	48	-	-	-	-	-	-	-	-	-	-	-	-	-	-
2011-12	Biel	Swiss-A	49	-	-	-	-	-	-	-	5	-	-	-	-	-	3.57
2012-13	Biel	Swiss-A	49	-	-	-	2973	149	0	3.01	7	-	-	-	-	-	3.17
TOTALS			Swiss-A	214	-	-	-	-	-	-	-	-	-	-	-	-	-



#41 CHAD BILLINS - D

BORN: Marysville, MI
DATE: May 26, 1989
HEIGHT: 5'8"
WEIGHT: 177 lbs.
SHOOTS: Left


HOW ACQUIRED: Signed as a free agent on July 5, 2013

REGULAR SEASON

PLAYOFFS

SEASON	CLUB	LEA.	GP	G	A	PTS	PIM	GP	G	A	PTS	PIM
2005-06	Alpena	NAHL	1	0	0	0	0	-	-	-	-	-
2006-07	Alpena	NAHL	61	7	18	25	98	-	-	-	-	-
2007-08	Waterloo	USHL	60	10	26	36	81	11	5	4	9	0
2008-09	Ferris State Univ.	CCHA	27	2	9	11	38	-	-	-	-	-
2009-10	Ferris State Univ.	CCHA	40	3	8	11	26	-	-	-	-	-
2010-11	Ferris State Univ.	CCHA	39	5	11	16	20	-	-	-	-	-
2011-12	Ferris State Univ.	CCHA	43	7	22	29	24	-	-	-	-	-
2012-13	Grand Rapids	AHL	76	10	27	37	40	24	2	12	14	12
TOTALS			AHL	76	10	27	37	40	24	2	12	14
			CCHA	149	17	50	67	108	-	-	-	-

FLAMES IN THE SYSTEM



#43 CHRIS BREEN - D

BORN: Uxbridge, ON

DATE: June 29, 1989


HEIGHT: 6'6"

WEIGHT: 225 lbs.

SHOOTS: Left

HOW ACQUIRED: Signed as a free agent on July 17, 2013

SEASON	CLUB	LEA.	REGULAR SEASON						PLAYOFFS					
			GP	G	A	PTS	PIM		GP	G	A	PTS	PIM	
2005-06	Mississauga	OPJHL	33	1	6	7	10		-	-	-	-	-	
	Saginaw	OHL	25	0	0	0	10		-	-	-	-	-	
2006-07	Saginaw	OHL	39	1	2	3	32		2	0	0	0	2	
2007-08	Saginaw	OHL	55	0	6	6	67		4	0	1	1	0	
2008-09	Saginaw	OHL	6	0	1	1	9		-	-	-	-	-	
	Erie	OHL	59	0	12	12	31		5	0	1	1	7	
2009-10	Erie	OHL	12	0	2	2	11		-	-	-	-	-	
	Peterborough	OHL	53	4	8	12	36		4	1	0	1	5	
	Abbotsford	AHL	1	0	1	1	4		-	-	-	-	-	
2010-11	Abbotsford	AHL	73	4	7	11	47		-	-	-	-	-	
2011-12	Abbotsford	AHL	70	1	6	7	37		8	1	0	1	0	
2012-13	Abbotsford	AHL	60	3	4	7	55		-	-	-	-	-	
TOTALS			AHL	204	8	18	26	143	8	1	0	1	0	
			OHL	249	6	31	37	196	15	1	2	3	14	



#1 LAURENT BROSSOIT - G

BORN: Surrey, BC

DATE: March 23, 1993

HEIGHT: 6'2"


WEIGHT: 203 lbs.

CATCHES: Left

HOW ACQUIRED: 6th round, 164th overall, in the 2011 NHL Draft

		REGULAR SEASON										PLAYOFFS							
SEASON	CLUB	LEA.	GP	W	L	T	MINS	GA	SO	GAA	GP	W	L	MINS	GA	SO	GAA		
2008-09	Edmonton	WHL	1	0	0	0	37	5	0	8.20	-	-	-	-	-	-	-		
2009-10	Cowichan	BCHL	21	10	8	0	999	61	2	3.66	-	-	-	-	-	-	-		
	Edmonton	WHL	2	0	1	0	86	4	0	2.80	-	-	-	-	-	-	-		
2010-11	Edmonton	WHL	34	13	12	2	1664	92	2	3.32	2	0	2	117	7	0	3.58		
2011-12	Edmonton	WHL	61	42	13	5	3574	147	3	2.47	24	17	7	1441	57	2	2.37		
2012-13	Edmonton	WHL	49	33	8	6	2854	107	5	2.25	22	14	8	1322	40	5	1.82		
TOTALS		WHL	147	88	34	13	8215	355	10	2.59	48	31	17	2880	104	7	2.17		
		BCHL	21	10	8	0	999	61	2	3.66	-	-	-	-	-	-	-		

FLAMES IN THE SYSTEM




#67 RYAN CULKIN - D

BORN: Montreal, QC
DATE: December 15, 1993
HEIGHT: 6'1"
WEIGHT: 196 lbs.
SHOOTS: Left

HOW ACQUIRED: 5th round, 124th overall, in the 2012 NHL Draft

SEASON	CLUB	LEA.	REGULAR SEASON					PLAYOFFS				
			GP	G	A	PTS	PIM	GP	G	A	PTS	PIM
2010-11	Quebec	QMJHL	40	6	5	11	12	18	0	5	5	4
2011-12	Quebec	QMJHL	60	6	19	25	28	10	0	7	7	8
2012-13	Quebec	QMJHL	67	5	40	45	46	11	2	4	6	10
TOTALS		QMJHL	167	17	64	81	86	39	2	16	18	22



#42 MARK CUNDARI - D


BORN: Toronto, ON
DATE: April 23, 1990
HEIGHT: 5'7"
WEIGHT: 200 lbs.
SHOOTS: Left

HOW ACQUIRED: Trade with St. Louis along with Reto Berra and first round pick in the 2013 Entry Draft in exchange for Jay Bouwmeester on April 1, 2013

SEASON	CLUB	LEA.	REGULAR SEASON					PLAYOFFS				
			GP	G	A	PTS	PIM	GP	G	A	PTS	PIM
2005-06	Vaughan	OPJHL	2	0	0	0	0	-	-	-	-	-
2006-07	Windsor	OHL	62	6	16	22	130	-	-	-	-	-
2007-08	Windsor	OHL	63	6	17	23	141	3	0	0	0	10
2008-09	Windsor	OHL	60	10	22	32	143	20	1	8	9	38
	Memorial Cup	OHL	6	0	5	5	6					
2009-10	Windsor	OHL	63	8	46	54	139	19	3	15	18	19
2010-11	Peoria	AHL	69	10	20	30	106	3	0	1	1	4
2011-12	Peoria	AHL	48	3	12	15	62	-	-	-	-	-
2012-13	Calgary	NHL	4	1	2	3	2	-	-	-	-	-
	Peoria	AHL	56	7	18	25	80	-	-	-	-	-
TOTALS	Abbotsford	AHL	2	0	3	3	13	-	-	-	-	-
		NHL	4	1	2	3	2	-	-	-	-	-
		AHL	175	20	53	73	261	3	0	1	1	4
		OHL	248	30	101	131	553	42	4	23	27	90

FLAMES IN THE SYSTEM

Photo courtesy Quinnipiac Athletics



ZACH DAVIES - D

BORN: Smithers, BC

DATE: July 1, 1988


HEIGHT: 6'0"

WEIGHT: 170 lbs.

SHOOTS: Left

HOW ACQUIRED: Signed as a free agent on July 29, 2013.

REGULAR SEASON								PLAYOFFS				
SEASON	CLUB	LEA.	GP	G	A	PTS	PIM	GP	G	A	PTS	PIM
2006-07	Prince George	BCHL	54	3	14	17	20	7	1	3	4	2
2007-08	Prince George	BCHL	60	11	22	33	39	4	0	3	3	2
2008-09	Prince George	BCHL	60	16	34	50	20	5	2	1	3	0
2009-10	Quinnipiac Univ.	ECAC	40	2	12	14	14	-	-	-	-	-
2010-11	Quinnipiac Univ.	ECAC	35	3	8	11	6	-	-	-	-	-
2011-12	Quinnipiac Univ.	ECAC	40	2	11	13	6	-	-	-	-	-
2012-13	Quinnipiac Univ.	ECAC	43	2	15	17	24	-	-	-	-	-
TOTALS		ECAC	158	9	46	55	50	-	-	-	-	-
		BCHL	174	30	70	100	79	16	3	7	10	4



#95 MATTHEW DEBLOUW - C

BORN: Chesterfield, MI

DATE: September 17, 1993

HEIGHT: 6'0"

WEIGHT: 183 lbs.


SHOOTS: Left

HOW ACQUIRED: 7th round, 186th overall, in the 2012 NHL Draft

		REGULAR SEASON						PLAYOFFS				
SEASON	CLUB	LEA.	GP	G	A	PTS	PIM	GP	G	A	PTS	PIM
2010-11	Muskegon	USHL	33	2	4	6	51	6	3	5	8	6
2011-12	Muskegon	USHL	58	11	23	34	50	-	-	-	-	-
2012-13	Michigan St.	CCHA	42	10	11	21	34	-	-	-	-	-
TOTALS		CCHA	42	10	11	21	34	-	-	-	-	-
		USHL	91	13	27	40	101	6	3	5	8	6

WE
ARE
THE  **C of RED™**

FLAMES IN THE SYSTEM




#45 DAVID EDDY - RW

BORN: Woodbury, MN
DATE: December 10, 1989
HEIGHT: 5'9"
WEIGHT: 177 lbs.
SHOOTS: Right

HOW ACQUIRED: Signed as a free agent on March 20, 2012

SEASON	CLUB	LEA.	REGULAR SEASON					PLAYOFFS				
			GP	G	A	PTS	PIM	GP	G	A	PTS	PIM
2008-09	Sioux Falls	USHL	60	21	35	56	52	3	0	3	3	14
2009-10	St.Cloud St.	WCHA	35	12	11	23	12	-	-	-	-	-
2010-11	St.Cloud St.	WCHA	18	9	8	17	17	-	-	-	-	-
2011-12	St.Cloud St.	WCHA	39	9	16	25	52	-	-	-	-	-
	Abbotsford	AHL	4	1	0	1	0	-	-	-	-	-
2012-13	Utah	ECHL	32	5	11	16	61	4	1	0	1	11
	Abbotsford	AHL	10	0	0	0	7	-	-	-	-	-
TOTALS			AHL	14	1	0	1	7	-	-	-	-
			ECHL	32	5	11	16	61	4	1	0	11
			WCHA	92	30	35	65	81	-	-	-	-
			USHL	60	21	35	56	52	3	0	3	14




#65 TURNER ELSON - LW

BORN: St. Albert, AB
DATE: September 13, 1992
HEIGHT: 6'0"
WEIGHT: 183 lbs.
SHOOTS: Left

HOW ACQUIRED: Signed as a free agent on September 22, 2011.

SEASON	CLUB	LEA.	REGULAR SEASON					PLAYOFFS				
			GP	G	A	PTS	PIM	GP	G	A	PTS	PIM
2009-10	Red Deer	WHL	66	9	8	17	94	4	0	0	0	4
2010-11	Red Deer	WHL	68	16	15	31	124	9	0	4	4	23
2011-12	Red Deer	WHL	56	21	25	46	59	-	-	-	-	-
	Abbotsford	AHL	1	0	0	0	2	-	-	-	-	-
2012-13	Red Deer	WHL	64	26	31	57	60	9	5	4	9	6
	Abbotsford	AHL	2	0	0	0	0	-	-	-	-	-
TOTALS			AHL	3	0	0	0	2	-	-	-	-
			WHL	254	72	79	151	337	22	5	8	33

FLAMES IN THE SYSTEM



#79 MICHAEL FERLAND - LW

BORN: Brandon, MB

DATE: April 20, 1992


HEIGHT: 6'1"

WEIGHT: 212 lbs.

SHOOTS: Left

HOW ACQUIRED: 5th round, 133rd overall, in the 2010 NHL Draft

SEASON	CLUB	LEA.	REGULAR SEASON					PLAYOFFS				
			GP	G	A	PTS	PIM	GP	G	A	PTS	PIM
2008-09	Beausejour	MJHL	1	0	0	0	0	-	-	-	-	-
2009-10	Brandon	WHL	61	9	19	28	85	15	3	1	4	8
2010-11	Brandon	WHL	56	23	33	56	110	6	4	2	6	4
2011-12	Brandon	WHL	68	47	49	96	84	8	3	3	6	6
2012-13	Saskatoon	WHL	26	8	21	29	18	4	0	0	0	2
	Brandon	WHL	4	1	1	2	4	-	-	-	-	-
	Abbotsford	AHL	7	0	0	0	10	-	-	-	-	-
	Utah	ECHL	3	0	1	1	5	-	-	-	-	-
TOTALS		AHL	7	0	0	0	10	-	-	-	-	-
		ECHL	3	0	1	1	5	-	-	-	-	-
		WHL	215	88	123	211	301	33	10	6	16	20
		MJHL	1	0	0	0	0	-	-	-	-	-



#53 JOHN GAUDREAU - WW

BORN: Carneys Point, NJ

DATE: August 13, 1993

HEIGHT: 5'7"


WEIGHT: 159 lbs.

SHOOTS: Left

HOW ACQUIRED: 4th round, 104th overall, in the 2011 NHL Draft

SEASON	CLUB	LEA.	REGULAR SEASON					PLAYOFFS				
			GP	G	A	PTS	PIM	GP	G	A	PTS	PIM
2010-11	Dubuque	USHL	60	36	36	72	36	11	5	6	11	6
2011-12	Boston Coll.	H-EAST	44	21	23	44	20	-	-	-	-	-
2012-13	Boston Coll.	H-EAST	35	21	30	51	29	-	-	-	-	-
	USA U-20	WJHC	7	7	2	9	4	-	-	-	-	-
TOTALS		H-EAST	79	42	53	95	49	-	-	-	-	-
		USHL	60	36	36	72	36	11	5	6	11	6

FLAMES IN THE SYSTEM



#82 JON GILLIES - G

BORN: South Portland, ME

DATE: January 22, 1994

HEIGHT: 6'5"

WEIGHT: 225 lbs.


CATCHES: Left

HOW ACQUIRED: 3rd round, 75th overall, in the 2012 NHL Draft

REGULAR SEASON

PLAYOFFS

SEASON	CLUB	LEA.	GP	W	L	T	MINS	GA	SO	GAA	GP	W	L	MINS	GA	SO	GAA
2010-11	Indiana	USHL	25	15	6	2	1447	68	3	2.82	-	-	-	-	-	-	-
2011-12	Indiana	USHL	53	31	11	9	2967	137	3	2.77	-	-	-	-	-	-	-
2012-13	Providence	H-EAST	35	17	12	6	2105	73	5	2.08	-	-	-	-	-	-	-
TOTALS		H-EAST	35	17	12	6	2105	73	5	2.08	-	-	-	-	-	-	-
		USHL	78	46	17	11	4414	205	6	2.79	-	-	-	-	-	-	-



#83 JOHN GILMOUR - D

BORN: Montreal, QC

DATE: May 17, 1993

HEIGHT: 5'9"

WEIGHT: 178 lbs.


SHOOTS: Left

HOW ACQUIRED: 7th round, 198th overall, in the 2013 NHL Draft

REGULAR SEASON

PLAYOFFS

SEASON	CLUB	LEA.	GP	G	A	PTS	PIM	GP	G	A	PTS	PIM
2011-12	Cedar Rap.	USHL	58	10	14	24	14	2	0	1	1	0
2012-13	Providence	H-EAST	38	4	9	13	35	-	-	-	-	-
TOTALS		H-EAST	38	4	9	13	35	-	-	-	-	-
		USHL	58	10	14	24	14	2	0	1	1	0



#62 CODA GORDON - RW

BORN: Cochrane, AB

DATE: August 4, 1994

HEIGHT: 6'1"

WEIGHT: 184 lbs.

SHOOTS: Left


HOW ACQUIRED: 6th round, 165th overall, in the 2012 NHL Draft

REGULAR SEASON

PLAYOFFS

SEASON	CLUB	LEA.	GP	G	A	PTS	PIM	GP	G	A	PTS	PIM
2010-11	Swift Current	WHL	1	0	0	0	0	-	-	-	-	-
2011-12	Swift Current	WHL	66	30	23	53	12	-	-	-	-	-
2012-13	Swift Current	WHL	70	17	42	59	21	5	2	2	4	4
TOTALS		WHL	137	47	65	112	33	5	2	2	4	4

FLAMES IN THE SYSTEM




#60 MARKUS GRANLUND - C

BORN: Oulu, FIN
DATE: April 16, 1993
HEIGHT: 6'0"
WEIGHT: 184 lbs.
SHOOTS: Left

HOW ACQUIRED: 2nd round, 45th overall, in the 2011 NHL Draft

		REGULAR SEASON						PLAYOFFS				
SEASON	CLUB	LEA.	GP	G	A	PTS	PIM	GP	G	A	PTS	PIM
2010-11	HIFK Helsinki	Jr.A - FIN	40	20	32	52	49	-	-	-	-	-
	HIFK Helsinki	SM-liiga	2	0	0	0	0	-	-	-	-	-
2011-12	HIFK Helsinki	SM-liiga	47	15	19	34	18	-	-	-	-	-
	Finland	WJHC	7	2	5	7	6	-	-	-	-	-
2012-13	HIFK Helsinki	SM-liiga	50	10	20	30	18	5	1	2	3	4
	FIN U-20	WJHC	6	5	7	12	4	-	-	-	-	-
TOTALS		SM-liiga	99	25	39	64	36	5	1	2	3	4
		Jr.A - FIN	40	20	32	52	49	-	-	-	-	-



#58 BEN HANOWSKI - RW

BORN: Little Falls, MN
DATE: October 18, 1990
HEIGHT: 6'1"
WEIGHT: 205 lbs.
SHOOTS: Left


DRAFTED: PIT - 3rd round, 63rd overall, in the 2009 NHL Draft
HOW ACQUIRED: Trade with Pittsburgh along with Ken Agostino and Pittsburgh's first round pick in the 2013 NHL Draft in exchange for Jarome Iginla on March 27, 2013

REGULAR SEASON								PLAYOFFS				
SEASON	CLUB	LEA.	GP	G	A	PTS	PIM	GP	G	A	PTS	PIM
2009-10	St. Cloud State	WCHA	43	9	10	19	19	-	-	-	-	-
2010-11	St. Cloud State	WCHA	37	13	7	20	18	-	-	-	-	-
2011-12	St. Cloud State	WCHA	39	23	20	43	25	-	-	-	-	-
2012-13	St. Cloud State	WCHA	37	17	14	31	18	-	-	-	-	-
	Calgary	NHL	5	1	0	1	0	-	-	-	-	-
TOTALS		NHL	5	1	0	1	0	-	-	-	-	-
		WCHA	156	62	51	113	80	-	-	-	-	-

WE
ARE
THE



FLAMES IN THE SYSTEM




#97 TIM HARRISON - RW

BORN: Duxbury, MA
DATE: January 11, 1994
HEIGHT: 6'3"
WEIGHT: 195 lbs.
SHOOTS: Right

HOW ACQUIRED: 6th round, 157th overall, in the 2013 NHL Draft

		REGULAR SEASON						PLAYOFFS				
SEASON	CLUB	LEA.	GP	G	A	PTS	PIM	GP	G	A	PTS	PIM
2012-13	Dexter	HIGH-MA	28	24	27	51	56	-	-	-	-	-
	TOTALS	HIGH-MA	28	24	27	51	56	-	-	-	-	-




#77 MARK JANKOWSKI - C

BORN: Hamilton, ON
DATE: September 13, 1994
HEIGHT: 6'3"
WEIGHT: 185 lbs.
SHOOTS: Left

HOW ACQUIRED: 1st round, 21st overall, in the 2012 NHL Draft

REGULAR SEASON								PLAYOFFS				
SEASON	CLUB	LEA.	GP	G	A	PTS	PIM	GP	G	A	PTS	PIM
2011-12	Stanstead	High/QC	57	53	41	94	N/A	-	-	-	-	-
2012-13	Providence	H-EAST	34	7	11	18	10	-	-	-	-	-
TOTALS		H-EAST	34	7	11	18	10	-	-	-	-	-
		High/QC	57	53	41	94	N/A	-	-	-	-	-




#86 JOSH JOORIS - C

BORN: Burlington, ON
DATE: July 14, 1990
HEIGHT: 6'0"
WEIGHT: 188 lbs.
SHOOTS: Right

HOW ACQUIRED: Signed on July 30, 2013.

		REGULAR SEASON						PLAYOFFS				
SEASON	CLUB	LEA.	GP	G	A	PTS	PIM	GP	G	A	PTS	PIM
2009-10	Burlington	OJHL	50	26	90	116	42	-	-	-	-	-
2010-11	Union Coll.	ECAC	40	9	23	32	18	-	-	-	-	-
2011-12	Union Coll.	ECAC	38	8	20	28	30	-	-	-	-	-
2012-13	Union Coll.	ECAC	39	12	16	28	46	-	-	-	-	-
TOTALS		ECAC	117	29	59	88	94	-	-	-	-	-
		OJHL	50	26	90	116	42	-	-	-	-	-

FLAMES IN THE SYSTEM




#73 KEEGAN KANZIG - D

BORN: Athabasca, AB
DATE: February 26, 1995
HEIGHT: 6'5"
WEIGHT: 238 lbs.
SHOOTS: Left

HOW ACQUIRED: 3rd round, 67th overall, in the 2013 NHL Draft

SEASON	CLUB	LEA.	REGULAR SEASON					PLAYOFFS				
			GP	G	A	PTS	PIM	GP	G	A	PTS	PIM
2011-12	Victoria	WHL	63	0	2	2	66	4	0	0	0	8
2012-13	Victoria	WHL	70	0	7	7	159	6	1	0	1	10
TOTALS		WHL	133	0	9	9	225	10	1	0	1	18



#52 MORGAN KLIMCHUK - LW

BORN: Calgary, AB
DATE: March 2, 1995
HEIGHT: 6'0"
WEIGHT: 182 lbs.
SHOOTS: Left


HOW ACQUIRED: 1st round, 28th overall, in the 2013 NHL Draft

SEASON	CLUB	LEA.	REGULAR SEASON					PLAYOFFS				
			GP	G	A	PTS	PIM	GP	G	A	PTS	PIM
2010-11	Regina	WHL	5	0	1	1	0	-	-	-	-	-
2011-12	Regina	WHL	67	18	18	36	27	5	0	1	1	2
2012-13	Regina	WHL	72	36	40	76	20	-	-	-	-	-
TOTALS		WHL	144	54	59	113	47	5	0	1	1	2

WE
ARE
THE



FLAMES IN THE SYSTEM



#10 CORBAN KNIGHT - C

BORN: High River, AB
DATE: September 10, 1990
HEIGHT: 6'1"
WEIGHT: 192 lbs.
SHOOTS: Right

DRAFTED: FLA - 5th round, 135th overall, in the 2009 NHL Draft
HOW ACQUIRED: Trade with Florida in exchange for Calgary's 4th pick in the 2013 NHL Draft on June 18, 2013

SEASON	CLUB	LEA.	REGULAR SEASON						PLAYOFFS					
			GP	G	A	PTS	PIM		GP	G	A	PTS	PIM	
2007-08	Okotoks	AJHL	4	1	0	1	0		7	0	0	0	0	
2008-09	Okotoks	AJHL	61	34	38	72	55		9	10	2	12	12	
2009-10	North Dakota	WCHA	37	6	7	13	35		-	-	-	-	-	
2010-11	North Dakota	WCHA	44	14	30	44	34		-	-	-	-	-	
2011-12	North Dakota	WCHA	39	16	24	40	36		-	-	-	-	-	
2012-13	North Dakota	WCHA	41	16	33	49	40		-	-	-	-	-	
TOTALS		WCHA	161	52	94	146	145		-	-	-	-	-	
		AJHL	65	35	38	73	55		16	10	2	12	12	



#61 - BRETT KULAK - D

BORN: Stony Plain, AB
DATE: January 6, 1994
HEIGHT: 6'1"
WEIGHT: 185 lbs.
SHOOTS: Left

HOW ACQUIRED: 4th round, 105th overall, in the 2012 NHL Draft

SEASON	CLUB	LEA.	REGULAR SEASON						PLAYOFFS					
			GP	G	A	PTS	PIM		GP	G	A	PTS	PIM	
2010-11	Vancouver	WHL	3	0	0	0	0		-	-	-	-	-	
2011-12	Vancouver	WHL	72	9	15	24	22		6	0	4	4	2	
2012-13	Vancouver	WHL	72	12	32	44	34		-	-	-	-	-	
	Abbotsford	AHL	4	0	0	0	0		-	-	-	-	-	
TOTALS		AHL	4	0	0	0	0		-	-	-	-	-	
		WHL	147	21	47	68	56		6	0	4	4	2	

FLAMES IN THE SYSTEM




#80 BRADEN LAMB - D

BORN: Calgary, AB
DATE: August 15, 1988
HEIGHT: 6'1"
WEIGHT: 219 lbs.
SHOOTS: Right

HOW ACQUIRED: Signed as a free agent on March 29, 2012

SEASON	CLUB	LEA.	REGULAR SEASON					PLAYOFFS				
			GP	G	A	PTS	PIM	GP	G	A	PTS	PIM
2005-06	Calgary Royals	AJHL	56	2	10	12	51	-	-	-	-	-
2006-07	Calgary Royals	AJHL	47	8	18	26	87	4	0	0	0	0
2007-08	Calgary Royals	AJHL	58	10	22	32	109	-	-	-	-	-
2008-09	U. of Minn.Duluth	WCHA	21	1	1	2	13	-	-	-	-	-
2009-10	U. of Minn.Duluth	WCHA	40	11	13	24	55	-	-	-	-	-
2010-11	U. of Minn.Duluth	WCHA	37	1	9	10	42	-	-	-	-	-
2011-12	U. of Minn.Duluth	WCHA	41	9	22	31	51	-	-	-	-	-
	Abbotsford	AHL	1	0	0	0	0	-	-	-	-	-
2012-13	Abbotsford	AHL	50	2	7	9	21	-	-	-	-	-
TOTALS			AHL	51	2	7	9	23	-	-	-	-
			WCHA	139	22	45	67	161	-	-	-	-
			AJHL	161	20	50	70	247	4	0	0	0




DREW MacKENZIE - D

BORN: New Canaan, CT
DATE: December 17, 1988
HEIGHT: 6'2"
WEIGHT: 204 lbs.
SHOOTS: Left

HOW ACQUIRED: Signed an American Hockey League contract on October 9, 2012

SEASON	CLUB	LEA.	REGULAR SEASON					PLAYOFFS				
			GP	G	A	PTS	PIM	GP	G	A	PTS	PIM
2007-08	Waterloo	USHL	57	4	14	18	103	11	0	6	6	4
2008-09	Vermont	H-EAST	31	1	9	10	14	-	-	-	-	-
2009-10	Vermont	H-EAST	36	4	10	14	16	-	-	-	-	-
2010-11	Vermont	H-EAST	34	5	12	17	16	-	-	-	-	-
2011-12	Vermont	H-EAST	32	7	16	23	32	-	-	-	-	-
2012-13	Abbotsford	AHL	27	1	8	9	14	-	-	-	-	-
	Utah	ECHL	25	5	9	14	26	-	-	-	-	-
TOTALS			AHL	27	1	8	9	14	-	-	-	-
			ECHL	25	5	9	14	26	-	-	-	-
			H-EAST	133	17	47	64	78	-	-	-	-
			USHL	57	4	14	18	103	11	0	6	4

FLAMES IN THE SYSTEM



#68 JAMES MARTIN

BORN: Winnipeg, MB

DATE: May 29, 1991


HEIGHT: 6'2"

WEIGHT: 208 lbs.

SHOOTS: Left

HOW ACQUIRED: Signed as a free agent on September 22, 2011

SEASON	CLUB	LEA.	REGULAR SEASON					PLAYOFFS				
			GP	G	A	PTS	PIM	GP	G	A	PTS	PIM
2006-07	Swift Current	WHL	1	0	0	0	2	-	-	-	-	-
2007-08	Swift Current	WHL	2	0	0	0	0	-	-	-	-	-
2008-09	Swift Current	WHL	31	0	4	4	14	-	-	-	-	-
	Kootenay	WHL	25	0	0	0	25	4	0	0	0	4
2009-10	Kootenay	WHL	66	8	11	19	31	6	1	1	2	2
2010-11	Kootenay	WHL	65	11	18	29	68	19	0	6	6	21
2011-12	Abbotsford	AHL	28	2	1	3	23	-	-	-	-	-
2012-13	Utah	ECHL	44	3	10	13	54	4	0	0	0	2
	Abbotsford	AHL	5	0	1	1	7	-	-	-	-	-
TOTALS		AHL	33	2	2	4	30	-	-	-	-	-
		ECHL	44	3	10	13	54	4	0	0	0	2
		WHL	190	19	33	52	140	29	1	7	8	27



#63 ZACH McKELVIE - D

BORN: New Brighton, MN

DATE: February 22, 1985

HEIGHT: 6'2"


WEIGHT: 195 lbs.

SHOOTS: Left

HOW ACQUIRED: Signed as a free agent on July 1, 2012

SEASON	CLUB	LEA.	REGULAR SEASON					PLAYOFFS				
			GP	G	A	PTS	PIM	GP	G	A	PTS	PIM
2003-04	Bozeman	NAHL	48	2	4	6	62	-	-	-	-	-
2004-05	Bozeman	NAHL	53	0	6	6	108	-	-	-	-	-
2005-06	Army	AHA	32	2	8	10	64	-	-	-	-	-
2006-07	Army	AHA	34	3	9	12	48	-	-	-	-	-
2007-08	Army	AHA	35	4	13	17	48	-	-	-	-	-
2008-09	Army	AHA	33	5	12	17	48	-	-	-	-	-
2011-12	Providence	AHL	39	1	1	2	46	-	-	-	-	-
	Reading	ECHL	7	1	0	1	7	5	0	2	2	6
2012-13	Abbotsford	AHL	52	0	2	2	112	-	-	-	-	-
TOTALS		AHL	91	1	3	4	158	-	-	-	-	-
		ECHL	7	1	0	1	7	5	0	2	2	6
		AHA	134	14	42	56	208	-	-	-	-	-
		NAHL	101	2	10	12	170	-	-	-	-	-

FLAMES IN THE SYSTEM



#23 SEAN MONAHAN - C

BORN: Brampton, ON
DATE: October 12, 1994
HEIGHT: 6'2"
WEIGHT: 189 lbs.
SHOOTS: Left

HOW ACQUIRED: 1st round, 6th overall, in the 2013 NHL Draft

SEASON	CLUB	LEA.	REGULAR SEASON					PLAYOFFS				
			GP	G	A	PTS	PIM	GP	G	A	PTS	PIM
2010-11	Ottawa	OHL	65	20	27	47	32	4	2	2	4	0
2011-12	Ottawa	OHL	62	33	45	78	38	18	8	7	15	12
2012-13	Ottawa	OHL	58	31	47	78	24	-	-	-	-	-
TOTALS		OHL	185	84	119	203	94	22	10	9	19	12




#48 GREG NEMISZ - RW

BORN: Courtice, ON
DATE: June 5, 1990
HEIGHT: 6'3"
WEIGHT: 203 lbs.
SHOOTS: Right

HOW ACQUIRED: 1st round, 25th overall, in the 2008 NHL Draft

SEASON	CLUB	LEA.	REGULAR SEASON					PLAYOFFS				
			GP	G	A	PTS	PIM	GP	G	A	PTS	PIM
2006-07	Windsor	OHL	62	11	23	34	23	-	-	-	-	-
2007-08	Windsor	OHL	68	34	33	67	52	5	2	1	3	8
2008-09	Windsor	OHL	65	36	41	77	48	20	8	12	20	22
2009-10	Windsor	OHL	51	34	36	70	50	15	2	10	12	12
2010-11	Abbotsford	AHL	68	14	19	33	28	-	-	-	-	-
	Calgary	NHL	6	0	1	1	0	-	-	-	-	-
2011-12	Abbotsford	AHL	51	13	16	29	29	8	2	4	6	4
	Calgary	NHL	9	0	0	0	0	-	-	-	-	-
2012-13	Abbotsford	AHL	55	3	7	10	34	-	-	-	-	-
TOTALS		NHL	15	0	1	1	0	-	-	-	-	-
		AHL	174	30	42	72	91	-	-	-	-	-
		OHL	246	115	133	248	173	40	12	23	35	42

FLAMES IN THE SYSTEM



#76 BRETT OLSON - C

BORN: Superior, WI
DATE: February 19, 1987
HEIGHT: 5'9"
WEIGHT: 188 lbs.
SHOOTS: Right


HOW ACQUIRED: Signed as a free agent on October 26, 2012

SEASON	CLUB	LEA.	REGULAR SEASON					PLAYOFFS				
			GP	G	A	PTS	PIM	GP	G	A	PTS	PIM
2005-06	Sioux City	USHL	6	0	1	1	4	-	-	-	-	-
	Waterloo	USHL	44	9	5	14	14	-	-	-	-	-
2006-07	Waterloo	USHL	52	9	13	22	82	9	3	4	7	4
2007-08	Waterloo	USHL	49	17	37	54	50	11	3	7	10	10
2008-09	Michigan Tech	WCHA	38	10	13	23	41	-	-	-	-	-
2009-10	Michigan Tech	WCHA	32	18	12	30	45	-	-	-	-	-
2010-11	Michigan Tech	WCHA	18	4	6	10	25	-	-	-	-	-
2011-12	Michigan Tech	WCHA	39	10	20	30	45	-	-	-	-	-
2012-13	Abbotsford	AHL	70	8	10	18	31	-	-	-	-	-
TOTALS		AHL	70	8	10	18	31	-	-	-	-	-
		WCHA	127	42	51	93	156	-	-	-	-	-
		USHL	151	35	56	91	150	20	6	11	17	14

WE
ARE
THE



FLAMES IN THE SYSTEM



#37 JONI ORTIO - G


BORN: Turku, FIN
DATE: April 16, 1991
HEIGHT: 6'1"
WEIGHT: 193 lbs.
CATCHES: Left

HOW ACQUIRED: 6th round, 171st overall, in the 2009 NHL Draft

REGULAR SEASON

PLAYOFFS

SEASON	CLUB	LEA.	GP	W	L	T	MINS	GA	SO	GAA	GP	W	L	MINS	GA	SO	GAA
2007-08	Tuto (FinMi)	FIN	7	1	6	-	392	34	0	5.20	-	-	-	-	-	-	-
	TPS-Turku (Jr C)	FIN	-	-	-	-	-	-	-	-	2	-	-	119	14	0	7.03
2008-09	TPS-Turku (Jr A)	FIN	26	18	8	-	1573	69	1	2.63	12	6	6	716	23	0	1.93
	TPS-Turku (FinMi)	FIN	1	1	0	-	60	4	0	4.00	-	-	-	-	-	-	-
2009-10	TPS-Turku (FinElite)	FIN	3	1	0	0	108	8	0	4.45	-	-	-	-	-	-	-
	TPS-Turku (Fin Jr)	FIN	16	-	-	-	935	-	0	2.89	-	-	-	-	-	-	-
	Tuto(Fin Jr)	FIN	14	-	-	-	858	-	0	2.66	-	-	-	-	-	-	-
2010-11	Abbotsford	AHL	1	0	1	0	60	6	0	6.03	-	-	-	-	-	-	-
	Finland	WJC	6	3	2	1	355	11	1	1.86	-	-	-	-	-	-	-
	TPS-Turku (FinElite)	FIN	15	-	-	-	729	-	1	3.13	-	-	-	-	-	-	-
	TPS-Turku (Fin Jr)	FIN	3	-	-	-	183	-	0	3.61	-	-	-	-	-	-	-
2011-12	Abbotsford	AHL	9	1	4	0	387	19	0	2.94	-	-	-	-	-	-	-
	TPS-Turku (FinElite)	FIN	14	3	6	3	753	33	2	2.63	-	-	-	-	-	-	-
2012-13	HIFK Helsinki (FinElite)	FIN	54	23	20	9	1383	126	4	2.42	-	-	-	-	-	-	-
TOTALS		AHL	10	1	5	0	447	25	0	3.36	-	-	-	-	-	-	-
		FinElite	86	-	-	-	2973	-	7	-	-	-	-	-	-	-	-
		Jr A	26	18	8	-	1573	69	1	2.63	12	6	6	716	23	0	1.93
		Jr C	-	-	-	-	-	-	-	-	2	-	-	119	14	0	7.03
		FinMi	8	2	6	-	452	38	0	5.04	-	-	-	-	-	-	-



#57 EMILE POIRIER - RW

BORN: Montreal, QC
DATE: December 14, 1994
HEIGHT: 6'1"
WEIGHT: 184 lbs.
SHOOTS: Left


HOW ACQUIRED: 1st round, 22nd overall, in the 2013 NHL Draft

REGULAR SEASON

PLAYOFFS

SEASON	CLUB	LEA.	GP	G	A	PTS	PIM	GP	G	A	PTS	PIM
2011-12	Gatineau	QMJHL	67	15	25	40	53	4	1	0	1	8
2012-13	Gatineau	QMJHL	65	32	38	70	101	10	6	4	10	14
TOTALS			QMJHL	132	47	63	110	14	7	4	11	22

FLAMES IN THE SYSTEM



RUSHAN RAFIKOV - D

BORN: Saratov, RUS

DATE: May 15, 1995


HEIGHT: 6'1"

WEIGHT: 185 lbs.

SHOOTS: Left

HOW ACQUIRED: 7th round, 187th overall, in the 2013 NHL Draft

SEASON	CLUB	LEA.	REGULAR SEASON					PLAYOFFS				
			GP	G	A	PTS	PIM	GP	G	A	PTS	PIM
2012-13	Yaroslavl 2	RUS-JR	53	1	9	10	38	-	-	-	-	-
	TOTALS	RUS-JR	53	1	9	10	38	-	-	-	-	-



#49 JOHN RAMAGE - D

BORN: St. Louis, MO

DATE: February 7, 1991

HEIGHT: 6'1"


WEIGHT: 199 lbs.

SHOOTS: Right

HOW ACQUIRED: 4th round, 103rd overall, in the 2010 NHL Draft

SEASON	CLUB	LEA.	REGULAR SEASON					PLAYOFFS				
			GP	G	A	PTS	PIM	GP	G	A	PTS	PIM
2007-08	St. Louis	NAHL	45	4	5	9	75	-	-	-	-	-
2008-09	US U18	NAHL	14	1	4	5	12	-	-	-	-	-
	US U18	IND	54	2	8	10	44	-	-	-	-	-
2009-10	U of Wisc.	WCHA	41	2	10	12	51	-	-	-	-	-
2010-11	U of Wisc.	WCHA	37	1	10	11	59	-	-	-	-	-
2011-12	U of Wisc.	WCHA	37	3	7	10	62	-	-	-	-	-
2012-13	U of Wisc.	WCHA	42	8	12	20	65	-	-	-	-	-
	TOTALS	WCHA	157	14	39	53	237	-	-	-	-	-
		NAHL	59	5	9	14	87	-	-	-	-	-

FLAMES IN THE SYSTEM




#59 MAXWELL REINHART - C

BORN: Vancouver, BC
DATE: February 4, 1992
HEIGHT: 6'1"
WEIGHT: 184 lbs.
SHOOTS: Left

HOW ACQUIRED: 3rd round, 64th overall, in the 2010 NHL Draft

SEASON	CLUB	LEA.	REGULAR SEASON					PLAYOFFS				
			GP	G	A	PTS	PIM	GP	G	A	PTS	PIM
2007-08	Langley	BCHL	1	0	0	0	2	-	-	-	-	-
2008-09	Kootenay	WHL	62	11	16	27	21	4	1	0	1	2
2009-10	Kootenay	WHL	72	21	30	51	38	6	1	1	2	6
2010-11	Kootenay	WHL	71	34	45	79	41	19	15	12	27	12
2011-12	Kootenay	WHL	61	28	50	78	40	3	0	2	2	6
	Abbotsford	AHL	1	2	0	2	0	4	1	1	2	0
2012-13	Abbotsford	AHL	67	7	14	21	32	-	-	-	-	-
	Calgary	NHL	11	1	2	3	4	-	-	-	-	-
TOTALS		NHL	11	1	2	3	4	-	-	-	-	-
		AHL	68	9	14	23	32	4	1	1	2	0
		WHL	266	94	141	235	140	32	17	15	32	26
		BCHL	1	0	0	0	2	-	-	-	-	-



#84 ERIC ROY - D

BORN: Meadow Lake, SK
DATE: October 24, 1994
HEIGHT: 6'2"
WEIGHT: 190 lbs.
SHOOTS: Left

HOW ACQUIRED: 5th round, 135th overall, in the 2013 NHL Draft

SEASON	CLUB	LEA.	REGULAR SEASON					PLAYOFFS				
			GP	G	A	PTS	PIM	GP	G	A	PTS	PIM
2010-11	Brandon	WHL	49	4	15	19	15	6	0	3	3	0
2011-12	Brandon	WHL	69	11	42	53	55	9	1	2	3	9
2012-13	Brandon	WHL	72	17	22	39	37	-	-	-	-	-
TOTALS		WHL	190	32	79	111	107	15	1	5	6	9

FLAMES IN THE SYSTEM



#50 PATRICK SIELOFF - D

BORN: Ann Arbor, MI

DATE: May 15, 1994


HEIGHT: 6'0"

WEIGHT: 210 lbs.

SHOOTS: Left

HOW ACQUIRED: 2nd round, 42nd overall, in the 2012 NHL Draft

SEASON	CLUB	LEA.	REGULAR SEASON					PLAYOFFS				
			GP	G	A	PTS	PIM	GP	G	A	PTS	PIM
2010-11	USA U-18	USHL	36	1	3	4	66	2	0	0	0	2
2011-12	USA U-18	USHL	24	0	2	2	55	-	-	-	-	-
2012-13	Windsor	OHL	45	3	8	11	85	-	-	-	-	-
	USA U-20	WJHC	6	0	1	1	2	-	-	-	-	-
TOTALS		OHL	45	3	8	11	85	-	-	-	-	-
		USHL	60	1	5	6	121	2	0	0	0	2



#38 BEN STREET - D

BORN: Coquitlam, BC

DATE: February 13, 1987

HEIGHT: 5'9"


WEIGHT: 190 lbs.

SHOOTS: Left

HOW ACQUIRED: Signed as a free agent on July 2, 2012

SEASON	CLUB	LEA.	REGULAR SEASON					PLAYOFFS				
			GP	G	A	PTS	PIM	GP	G	A	PTS	PIM
2003-04	Salmon Arm	BCHL	54	13	21	34	14	13	1	9	10	0
2004-05	Salmon Arm	BCHL	56	29	39	68	21	11	7	8	15	0
2005-06	U. of Wisconsin	WCHA	43	10	5	15	0	-	-	-	-	-
2006-07	U. of Wisconsin	WCHA	41	10	7	17	16	-	-	-	-	-
2007-08	U. of Wisconsin	WCHA	40	13	17	30	36	-	-	-	-	-
2008-09	U. of Wisconsin	WCHA	4	1	0	1	8	-	-	-	-	-
2009-10	U. of Wisconsin	WCHA	43	14	16	30	30	-	-	-	-	-
2010-11	Wheeling	ECHL	38	24	27	51	10	-	-	-	-	-
	Wilkes-Barre	AHL	36	12	11	23	8	8	0	1	1	0
2011-12	Wilkes-Barre	AHL	71	27	30	57	24	12	1	2	3	2
2012-13	Abbotsford	AHL	69	15	22	37	22	-	-	-	-	-2
	Calgary	NHL	6	0	1	1	0	-	-	-	-	-
TOTALS		NHL	6	0	1	1	0	-	-	-	-	-
		AHL	107	39	41	80	32	20	1	3	4	2
		ECHL	38	24	27	51	10	-	-	-	-	-
		WCHA	171	48	45	93	90	-	-	-	-	-
		BCHL	110	42	60	102	35	24	8	17	25	0

FLAMES IN THE SYSTEM



#56 TYLER WOTHESPOON - D

BORN: Surrey, BC
DATE: March 12, 1993
HEIGHT: 6'1"
WEIGHT: 212 lbs.
SHOOTS: Left

HOW ACQUIRED: 2nd round, 57th overall, in the 2011 NHL Draft

SEASON	CLUB	LEA.	REGULAR SEASON					PLAYOFFS				
			GP	G	A	PTS	PIM	GP	G	A	PTS	PIM
2008-09	Portland	WHL	4	0	0	0	0	-	-	-	-	-
2009-10	Portland	WHL	43	1	4	5	21	2	0	0	0	0
2010-11	Portland	WHL	64	2	10	12	73	20	3	1	4	10
2011-12	Portland	WHL	67	7	21	28	42	22	1	6	7	6
2012-13	Portland	WHL	61	7	30	37	30	21	2	8	10	20
	CAN U-20	WJHC	6	1	1	2	0	-	-	-	-	-
TOTALS		WHL	239	17	65	82	166	65	6	15	21	36

WE
ARE
THE  **of RED™**

FLAMES IN THE SYSTEM

CALGARY FLAMES 2013-14 TRAINING CAMP ROSTER


ALPHABETICAL LINEUP

#	PLAYER NAME	POS.
11	Backlund, Mikael	C
47	Baertschi, Sven	LW
46	Bancks, Carter	LW
25	Begin, Steve	C
29	Berra, Reto	G
41	Billins, Chad	LD
17	Bouma, Lance	LW
43	Breen, Chris	LD
7	Brodie, T.J.	LD
1	Brossoit, Laurent	G
44	Butler, Chris	LD
32	Byron, Paul	C
13	Cammalleri, Michael	LW
67	Culkin, Ryan	LD
42	Cundari, Mark	LD
45	Eddy, David	RW
65	Elson, Turner	LW
79	Ferland, Michael	LW
39	Galiardi, T.J.	LW
5	Giordano, Mark	LD
20	Glencross, Curtis	LW
62	Gordon, Coda	RW
60	Granlund, Markus	C
58	Hanowski, Ben	LW
21	Horak, Roman	C
24	Hudler, Jiri	LW
15	Jackman, Tim	RW
19	Jones, Blair	C
54	Jones, David	RW
86	Jooris, Josh	C
73	Kanzig, Keegan	LD
52	Klimchuk, Morgan	LW
10	Knight, Corban	C
61	Kulak, Brett	LD
80	Lamb, Braden	RD
35	MacDonald, Joey	G
16	McGrattan, Brian	RW
63	McKelvie, Zach	LD
68	Martin, James	LD
23	Monahan, Sean	C
48	Nemisz, Greg	RW
55	O'Brien, Shane	LD
76	Olson, Brett	C
37	Ortio, Joni	G
57	Poirier, Emile	RW
49	Ramage, John	RD
31	Ramo, Karri	G
59	Reinhart, Maxwell	C
4	Russell, Kris	LD
84	Roy, Eric	LD
50	Sieloff, Patrick	LD
27	Smith, Derek	LD
18	Stajan, Matt	C
22	Stempniak, Lee	RW
38	Street, Ben	C
6	Wideman, Dennis	RD
56	Wotherspoon, Tyler	LD

NUMERICAL LINEUP

#	PLAYER NAME	POS.
1	Brossoit, Laurent	G
4	Russell, Kris	LD
5	Giordano, Mark	LD
6	Wideman, Dennis	RD
7	Brodie, T.J.	LD
10	Knight, Corban	C
11	Backlund, Mikael	C
13	Cammalleri, Michael	LW
15	Jackman, Tim	RW
16	McGrattan, Brian	RW
17	Bouma, Lance	LW
18	Stajan, Matt	C
19	Jones, Blair	C
20	Glencross, Curtis	LW
21	Horak, Roman	C
22	Stempniak, Lee	RW
23	Monahan, Sean	C
24	Hudler, Jiri	LW
25	Begin, Steve	C
27	Smith, Derek	LD
29	Berra, Reto	G
31	Ramo, Karri	G
32	Byron, Paul	C
35	MacDonald, Joey	G
37	Ortio, Joni	G
38	Street, Ben	C
39	Galiardi, T.J.	LW
41	Billins, Chad	LD
42	Cundari, Mark	LD
43	Breen, Chris	LD
44	Butler, Chris	LD
45	Eddy, David	RW
46	Bancks, Carter	LW
47	Baertschi, Sven	LW
48	Nemisz, Greg	RW
49	Ramage, John	RD
50	Sieloff, Patrick	LD
52	Klimchuk, Morgan	LW
54	Jones, David	RW
55	O'Brien, Shane	LD
56	Wotherspoon, Tyler	LD
57	Poirier, Emile	RW
58	Hanowski, Ben	LW
59	Reinhart, Maxwell	C
60	Granlund, Markus	C
61	Kulak, Brett	LD
62	Gordon, Coda	RW
63	McKelvie, Zach	LD
65	Elson, Turner	LW
67	Culkin, Ryan	LD
68	Martin, James	LD
73	Kanzig, Keegan	LD
76	Olson, Brett	C
79	Ferland, Michael	LW
80	Lamb, Braden	RD
84	Roy, Eric	LD
86	Jooris, Josh	C

2013 NHL ENTRY DRAFT



In the first round of the 2013 NHL Entry Draft, the Flames selected centre Sean Monahan of the Ottawa 67's (OHL). Monahan recorded 78 points (31 G, 47 A) during the 2012–13 season.



2013 FLAMES ENTRY DRAFT SELECTIONS AND AMATEUR STATISTICS

Rd	No	Player	Pos.	Ht.	Wt.	S	2012-13	GP	G	A	PTS	PIM
1	6	Sean Monahan	C	6'2"	187	L	Ottawa (WHL)	58	31	47	78	24
1	22	Emile Poirier	LW	6'0"	183	L	Gatineau (QMJHL)	65	32	38	70	101
1	28	Morgan Klimchuk	LW	5'11"	180	L	Regina (WHL)	72	36	40	76	20
3	67	Keegan Kanzig	D	6'7"	241	L	Victoria (WHL)	70	0	7	7	159
5	135	Eric Roy	D	6'2"	180	L	Brandon (WHL)	72	17	22	39	37
6	157	Tim Harrison	RW	6'3"	175	R	Dexter Prep (High-MA)	28	24	27	51	56
7	187	Rushan Rafikov	D	6'1"	185	L	Yaroslav 2 (RUS-JR)	53	1	9	10	38
7	198	John Gilmour	D	5'11"	173	L	Providence (H-East)	38	4	9	13	35

2013

2012

2011

RDNO	PLAYER	POS
1	6 Sean Monahan	C
1	22 Emile Poirier	LW
1	28 Morgan Klimchuk	LW
3	67 Keegan Kanzig	D
5	135 Eric Roy	D
6	157 Tim Harrison	RW
7	187 Rushan Rafikov	D
7	198 John Gilmour	D

RDNO	PLAYER	POS
1	21 Mark Jankowski	C
2	42 Patrick Sieloff	D
3	75 Jon Gillies	G
4	105 Brett Kulak	D
5	124 Ryan Culkin	D
6	165 Coda Gordon	LW
7	186 Matthew DeBlouw	C

RDNO	PLAYER	POS
1	13 Sven Baertschi	LW
2	45 Markus Granlund	C
2	57 Tyler Wotherspoon	D
4	104 John Gaudreau	C
6	164 Laurent Brossoit	G

2010

2009

2008

RDNO	PLAYER	POS
3	64 Maxwell Reinhart	C
3	73 Joey Leach	D
4	103 John Ramage	D
4	108 Bill Arnold	C
5	133 Michael Ferland	LW
7	193 Patrick Holland	RW

RDNO	PLAYER	POS
1	23 Tim Erixon	D
3	74 Ryan Howse	RW
4	111 Henrik Bjorklund	RW
5	141 Spencer Bennett	C/LW
6	171 Joni Ortio	G
7	201 Gaelan Patterson	C

RDNO	PLAYER	POS
1	25 Greg Nemisz	RW
2	48 Mitch Wahl	C
3	78 Lance Bouma	LW
4	108 Nicholas Larson	LW
4	114 T.J. Brodie	D
6	168 Ryley Grantham	LW
7	198 Alexander Dellert	D

2007

2006

2005

RDNO	PLAYER	POS
1	24 Mikael Backlund	C
3	70 John Negrin	D
4	116 Keith Aulie	D
5	143 Mickey Renaud	C
7	186 C.J. Severyn	LW

RDNO	PLAYER	POS
1	26 Leland Irving	G
3	87 John Armstrong	C/RW
3	89 Aaron Marvin	C/W
4	118 Hugo Carpentier	C
5	149 Juuso Puustinen	RW
6	179 Jordan Fulton	C
7	187 Devin Didomete	LW
7	209 Per Jonsson	D

RDNO	PLAYER	POS
1	26 Matt Pelech	D
3	69 Gord Baldwin	D
3	74 Dan Ryder	C
4	111 J.D. Watt	RW
5	128 Kevin Lalonde	G
5	158 Matt Keetley	G
6	179 Brett Sutter	C
7	221 Myles Rumsey	D

AMATEUR AND ENTRY DRAFT 1993-2004

2004

RDNO	PLAYER	POS
1	24 Kris Chuko	LW
3	70 Brandon Prust	C/LW
3	98 Dustin Boyd	C
4	118 Aki Seitsonen	C
4	121 Kristopher Hogg	LW
6	173 Adam Parry	D
6	182 Fred Wikner	W
7	200 Matthew Schneider	C
7	213 James Spratt	G
9	279 Adam Cracknell	RW

2003

RDNO	PLAYER	POS
1	9 Dion Phaneuf	D
2	39 Tim Ramholt	D
3	97 Ryan Donally	LW
4	112 Jamie Tardif	RW
5	143 Greg Moore	RW
6	173 Tyler Johnson	C
7	206 Thomas Bellemare	D
8	240 Cam Cunningham	LW
9	270 Kevin Harvey	LW

2002

RDNO	PLAYER	POS
1	10 Eric Nystrom	LW
2	39 Brian McConnell	C
3	90 Matthew Lombardi	C
4	112 Yuri Artyemov	W
5	141 Jiri Cetkovsky	C
5	142 Emanuel Peter	C
5	146 Victor Bobrov	F
5	159 Kristofer Persson	RW
6	176 Curtis McElhinney	G
7	206 David VanDerGulik	RW
7	207 Pierre Johnsson	D
8	238 Jyri Marttinen	D

2001

RDNO	PLAYER	POS
1	14 Chuck Kobasew	RW
2	41 Andrei Taratukhin	C
2	56 Andrei Medvedev	G
4	108 Tomi Maki	RW
4	124 Egor Shastin	F
5	145 James Hakevill	D
5	164 Yuri Trubachev	C
7	207 Garrett Bembridge	RW
7	220 David Moss	LW
8	233 Joe Campbell	D
8	251 Ville Hamalainen	F

2000

RDNO	PLAYER	POS
1	9 Brent Krahn	G
2	40 Kurtis Foster	D
2	46 Jarret Stoll	C
4	116 Levente Szuper	G
5	141 Wade Davis	D
5	155 Travis Moen	LW
6	176 Jukka Hentunen	W
8	239 David Hajek	D
9	270 Micki Dupont	D

1999

RDNO	PLAYER	POS
1	11 Oleg Saprykin	C
2	38 Dan Cavanaugh	C
3	77 Craig Andersson	G
4	106 Roman Rozakov	D
5	135 Matt Doman	RW
5	153 Jesse Cook	D
6	166 Cory Pecker	C
6	170 Matt Underhill	G
7	190 Blair Stayzer	LW
9	252 Dimitri Kirilenko	C

1998

RDNO	PLAYER	POS
1	6 Rico Fata	RW/C
2	33 Blair Betts	C
3	62 Paul Manning	D
4	102 Shaun Sutter	C
4	108 Dany Sabourin	G
5	120 Brent Gauvreau	C
7	192 Radek Duda	LW
8	206 Jonas Frogen	D
9	234 Kevin Mitchell	D

1997

RDNO	PLAYER	POS
1	6 Daniel Tkaczuk	C
2	32 Evan Lindsay	G
2	42 John Tripp	RW
2	51 Dimitri Kokorev	D
3	60 Derek Schutz	C
3	70 Erik Andersson	C
4	92 Chris St. Croix	D
4	100 Ryan Ready	LW
5	113 Martin Molse	LW
6	140 Ilja Demidov	D
7	167 Jeremy Rondeau	LW
9	223 Dustin Paul	RW

1996

RDNO	PLAYER	POS
1	13 Derek Morris	D
2	39 Travis Brigley	LW
2	40 Steve Begin	C
3	73 Dimitri Vlasenkov	LW
4	89 Toni Lydman	D
4	94 Christian Lefebvre	D
5	122 Josef Straka	C
8	202 Ryan Wade	RW
9	228 Ronald Petrovicky	RW

1995

RDNO	PLAYER	POS
1	20 Denis Gauthier	D
2	46 Pavel Smirnov	C
3	72 Rocky Thompson	D
4	98 Jan Labraaten	LW
6	150 Clarke Wilm	LW
7	176 Ryan Gillis	D
9	233 Steve Shirreffs	D

1994

RDNO	PLAYER	POS
1	19 Chris Dingman	LW
2	45 Dimitri Riabykin	D
3	77 Chris Clark	RW
4	91 Ryan Duthie	C
4	97 Johan Finnstrom	D
5	107 Nisse Ekman	W
5	123 Frank Appel	D
6	149 Patrik Haltia	G
7	175 Ladislav Kohn	RW
8	201 Keith McCambridge	D
9	227 Jorgen Jonsson	W
10	253 Mike Peluso	C
11	279 Pavel Torgajev	LW

1993

RDNO	PLAYER	POS
1	18 Jesper Mattsson	RW
2	44 Jamie Allison	D
3	70 Dan Tompkins	LW
4	95 Jason Smith	D
4	96 Marty Murray	C
5	121 Darryl LaFrance	C
5	122 John Emmons	C
6	148 Andreas Karlsson	C
8	200 Derek Sylvester	C
10	252 German Titov	C
11	278 Burke Murphy	LW

AMATEUR AND ENTRY DRAFT 1984-1992

1992

RDNO	PLAYER	POS
1	6 Cory Stillman	C
2	30 Chris O'Sullivan	D
3	54 Mathias Johansson	C
4	78 Robert Svehla	D
5	102 Sami Helenius	D
6	126 Ravil Yakubov	C
6	129 Joel Bouchard	D
7	150 Pavel Rajnoha	D
8	174 Ryan Mulhern	C
9	198 Brandon Carper	D
10	222 Jonas Hoglund	RW
11	246 Andrei Potaichuk	LW
SUPPLEMENTARY DRAFT		
6	James O'Brien	D

1991

RDNO	PLAYER	POS
1	19 Niklas Sundblad	RW
2	41 Francois Groleau	D
3	52 Sandy McCarthy	RW
3	63 Brian Caruso	LW
4	85 Steven Magnusson	C
5	107 Jerome Butler	G
6	129 Bobby Marshall	D
7	140 Matt Hoffman	LW
7	151 Kelly Harper	C
8	173 David St. Pierre	C
9	195 David Struch	C
10	217 Sergei Zolotov	LW
11	239 Marko Jantunen	C
12	261 Andrei Trefilov	G
SUPPLEMENTARY DRAFT		
25	Dean Larson	C

1990

RDNO	PLAYER	POS
1	11 Trevor Kidd	G
2	26 Nicolas Perreault	D
2	32 Vesa Vitakoski	LW
2	41 Etienne Belzile	D
3	62 Glen Mears	D
4	83 Paul Kruse	LW
6	125 Chris Tschupp	C
7	146 Dimitri Frolov	D
8	167 Shawn Murray	G
9	188 Mike Murray	RW
10	209 Rob Sumner	D
12	251 Leo Gudas	D
SUPPLEMENTARY DRAFT		
25	Lyle Wildgoose	C

1989

RDNO	PLAYER	POS
2	24 Kent Manderville	LW
2	42 Ted Drury	C
3	50 Veli-Pekka Kautonen	D
3	63 Cory Lyons	RW
4	70 Robert Reichel	C
4	84 Ryan O'Leary	C
5	105 Toby Kearney	LW
7	147 Alex Nikolic	LW
8	168 Kevin Wortman	D
9	189 Sergei Gomolyakov	C
10	210 Dan Sawyer	D
11	231 Alexander Yudin	D
12	252 Kenneth Kennholt	D
SUPPLEMENTARY DRAFT		
26	Shawn Heaphy	C

1988

RDNO	PLAYER	POS
1	21 Jason Muzzatti	G
2	42 Todd Harkins	RW
4	84 Gary Socha	C
5	85 Tomas Forslund	RW
5	90 Scott Matusovich	D
6	126 Jonas Bergqvist	RW
7	147 Stefan Nilsson	LW
8	168 Troy Kennedy	RW
9	189 Brett Peterson	D
10	210 Guy Darveau	D
11	231 Dave Tretowicz	D
12	252 Sergei Priakin	RW
SUPPLEMENTARY DRAFT		
26	Jerry Tarrant	D

1987

RDNO	PLAYER	POS
1	19 Bryan Deasley	LW
2	25 Stephane Matteau	LW
2	40 Kevin Grant	D
3	61 Scott Mahoney	LW
4	70 Tim Harris	RW
5	103 Tim Corkery	D
6	124 Joe Alois	D
7	145 Peter Ciavaglia	C
8	166 Theoren Fleury	C
9	187 Mark Oslecki	D
10	208 William Sedergren	D
11	229 Peter Hasselblad	D
12	250 Magnus Svensson	D
SUPPLEMENTARY DRAFT		
	Peter Lappin	C

1986

RDNO	PLAYER	POS
1	16 George Pelawa	RW
2	37 Brian Glynn	D
4	79 Tom Quinlan	RW
5	100 Scott Bloom	LW
6	121 John Parker	C
7	142 Rick Lessard	D
8	163 Mark Olsen	D
9	184 Warren Sharples	G
10	205 Doug Pickell	LW
11	226 Anders Lindstrom	C
12	247 Antonin Stajana	D
SUPPLEMENTARY DRAFT		
	Steve MacSwain	RW

1985

RDNO	PLAYER	POS
1	17 Chris Biotti	D
2	27 Joe Nieuwendyk	C
2	38 Jeff Wenaas	C
3	59 Lane MacDonald	LW
4	80 Roger Johansson	D
5	101 Esa Keskinen	C
6	122 Tim Sweeney	C
7	143 Stu Grimson	LW
8	164 Nate Smith	D
9	185 Darryl Olsen	D
10	206 Peter Romberg	D
11	227 Alex Koznevnikov	-
12	248 Bill Gregoire	D

1984

RDNO	PLAYER	POS
1	12 Gary Roberts	LW
2	33 Ken Sabourin	D
2	38 Paul Ranheim	C
4	75 Peter Rosol	LW
5	96 Joel Paunio	LW
6	117 Brett Hull	RW
7	138 Kevan Melrose	D
8	159 Jiri Hrdina	RW
9	180 Gary Suter	D
10	200 Petr Rucka	C
11	221 Stefan Jonsson	D
12	241 Rudolf Suchanek	-

AMATEUR AND ENTRY DRAFT 1972-1983

1983

RDNO	PLAYER	POS
1	13 Dan Quinn	C
3	51 Brian Bradley	C
3	55 Perry Berezan	C
4	66 John Bekkers	C
4	71 Kevan Guy	D
4	77 Bill Claviter	LW
5	91 Igor Liba	LW
6	111 Grant Blair	G
7	131 Jeff Hogg	G
8	151 Chris MacDonald	D
9	171 Rob Kivell	D
10	191 Tom Pratt	D
11	211 Jaroslav Benak	LW
12	231 Sergei Makarov	RW

1982

RDNO	PLAYER	POS
2	29 Dave Reiersen	D
2	37 Richard Kromm	LW
3	51 Jim Laing	D
4	65 Dave Meszaros	G
4	72 Mark Lamb	C
5	93 Lou Kiriakou	D
6	114 Jeff Vaive	C
6	118 Mats Kihlstrom	D
7	135 Brad Ramsden	RW
8	156 Roy Myllari	D
9	177 Ted Pearson	LW
10	198 Jim Uens	C
11	219 Rick Erdall	C
12	240 Dale Thompson	RW

1981

RDNO	PLAYER	POS
1	15 Al MacInnis	D
3	56 Michael Vernon	G
4	78 Peter Maduch	C
5	99 Mario Simioni	RW
6	120 Todd Hooey	RW
7	141 Rick Heppener	D
8	162 Dale Degray	D
9	183 George Boudreau	D
10	204 Bruce Eakin	C

1980

RDNO	PLAYER	POS
1	13 Denis Cyr	RW
2	31 Tony Curtale	D
2	32 Kevin Lavallee	LW
2	39 Steve Konroyd	D
4	76 Marc Roy	RW
5	97 Randy Turnbull	D
6	118 John Multan	RW
7	139 Dave Newsom	LW
8	160 Claude Drouin	C
9	181 Hakan Loob	RW
10	202 Steven Fletcher	D

1979

RDNO	PLAYER	POS
1	12 Paul Reinhart	D
2	23 Mike Perovich	D
2	33 Pat Riggins	G
3	54 Tim Hunter	D
4	75 Jim Peplinski	RW
5	96 Brad Kempthorne	C
6	117 Glenn Johnson	C

1978

RDNO	PLAYER	POS
1	11 Brad Marsh	D
3	47 Tim Bernhardt	G
4	64 Jim McRae	LW
5	80 Gord Wappel	D
6	97 Greg Meredith	RW
7	114 Dave Hindmarch	RW
8	131 Dave Morrison	RW
9	148 Doug Todd	RW
10	165 Mark Green	C
11	180 Robert Sullivan	C
12	196 Bernhart Engelbrecht	G

1977

RDNO	PLAYER	POS
2	20 Miles Zaharko	D
2	28 Don Laurence	C
2	31 Brian Hill	RW
4	72 Jim Craig	G
5	82 C Christofferson	D
6	100 Bernard Harbec	C
7	118 Bob Gould	RW
8	133 Jim Bennett	RW
9	148 Tim Harrer	RW

1976

RDNO	PLAYER	POS
1	8 Dave Shand	D
1	10 Harold Phillpoff	LW
2	28 Robert Simpson	LW
3	46 Richard Hodgson	D
4	64 Kent Nilsson	C
5	82 Mark Earp	G

1975

RDNO	PLAYER	POS
1	8 Richard Mulhern	D
2	26 Rick Bowness	RW
4	62 Dale Ross	LW
5	80 Willi Plett	RW
6	98 Paul Heaver	D
7	116 Dale McMillan	LW
8	134 Rick Picher	D
9	150 Nick Stanza	G
10	167 Brian O'Connell	G
11	181 Joe Augustine	D
12	192 Torbjorn Nilsson	RW
18	216 Gary Gill	LW

1974

RDNO	PLAYER	POS
2	28 Guy Chouinard	C
3	46 Dick Spannbauer	D
4	58 Pat Ribble	D
4	64 Cam Botting	LW
5	82 Jerry Badluk	D
6	100 Bill Moen	G
7	118 Peter Brown	D
8	135 Tom Lindskog	D
9	152 Larry Hopkins	LW
10	167 Louis Loranger	C
11	182 R Montgomery	LW

1973

RDNO	PLAYER	POS
1	2 Tom Lysiak	C
1	16 Vic Mercredi	C
2	21 Eric Vail	LW
4	53 Dean Talaious	RW
5	69 John Felsch	LW
6	85 Ken Houston	D
7	101 Tom Machowski	D
8	117 Bob Law	LW
9	133 Bob Billodeau	D
10	148 Glen Surbey	D
10	149 Guy Ross	C
11	162 Gregg Fox	D

1972

RDNO	PLAYER	POS
1	2 Jacques Richard	C
2	18 Dwight Bialowas	D
3	34 Jean Lemieux	D
4	50 Don Martineau	RW
5	78 Johnny Martin	C
6	82 Frank Blum	G
7	98 Scott Smith	LW
8	114 Dave Murphy	C
9	130 Pierre Roy	D
10	132 Jean LaMarre	RW

GENERAL MANAGERS



Jay Feaster

December 28, 2010**
to
Present



Darryl Sutter

April 11, 2003
to
December 28, 2010



Craig Button

June 6, 2000
to
April 11, 2003



Al Coates

November 3, 1995*
to
April 11, 2000



Doug Risebrough

May 16, 1991
to
November 3, 1995



Cliff Fletcher

1972-73
to
1990-91

*named Nov. 3, 1995 / **named Acting GM on December 28, 2010 and GM on May 16, 2011

HEAD COACHES



Bob Hartley

May 31, 2012
to
Present



Brent Sutter

June 23, 2009
to
April 12, 2012



Mike Keenan

June 14, 2007
to
May 22, 2009



Jim Playfair

July 12, 2006
to
June 14, 2007



Darryl Sutter

December 28, 2002
to
July 12, 2006



Greg Gilbert

March 14, 2001
to
December 3, 2002

REGULAR SEASON

PLAYOFFS

	Games	W	L	T	OTL	%	Games	W	L	%
Brent Sutter										
June 23, 2009 - April 12, 2012	246	118	90	0	38	.557	-	-	-	-
Mike Keenan										
June 14, 2007 - May 22, 2009	164	88	60	0	16	.585	13	5	8	.385
Jim Playfair										
July 12, 2006 - June 14, 2007	82	43	29	0	10	.585	6	2	4	.333
Darryl Sutter										
December 28, 2002 - July 12, 2006	210	107	73	15	15	.581	26	15	11	.577
Greg Gilbert										
March 14, 2001 - December 3, 2002	121	42	56	17	6	.442	-	-	-	-
Don Hay										
2000/01 - March 14, 2001	68	23	28	13	4	.463	-	-	-	-
Brian Sutter										
1997/98 - 1999/00	246	87	117*	37	5*	.439	-	-	-	-
Pierre Page										
1995/96 - 1996/97	164	66	78	20	-	.463	4	0	4	.000
Dave King										
1992/93 - 1994/95	216	109	76	31	-	.576	20	8	12	.400
Guy Charron										
1991/92+	16	6	7	3	-	.469	-	-	-	-
Doug Risebrough										
1990/91 - 1991/92	144	71	56	17	-	.552	7	3	4	.429
Terry Crisp										
1987/88 - 1989/90	240	144	63	33	-	.669	37	22	15	.595
Bob Johnson										
1982/83 - 1986/87	400	193	155	52	-	.548	52	25	27	.481
Al MacNeil										
1979/80 - 1981/82	240	103	93	44	-	.521	23	10	13	.435
Dec. 3, 2002 - Dec. 27, 2002+	11	4	5	2	0	.455	-	-	-	-
TOTALS	251	107	98	46	0	.518	23	10	13	.435
Fred Creighton										
1974/75 - 1978/79	348	156	136	56	-	.529	9	1	8	.111
Bernie Geoffrion										
1972/73 - 1974/75	208	77	92	39	-	.464	4	0	4	.000

*1999-00 stats have been adjusted to correspond with current standings (OTL)

+Interim Head Coach

CALGARY FLAMES CAPTAINS

1. Keith McCreary	1972-75	10. Brad McCrimmon**	1989-90
2. Pat Quinn	1975-77	11. Joe Nieuwendyk	1991-95
3. Tom Lysiak	1977-79	12. Theoren Fleury	1995-97
4. Jean Pronovost	1979-80	13. Todd Simpson	1997-99
5. Brad Marsh	1980-81	14. Steve Smith	1999-00
6. Phil Russell*	1981-83	15. Dave Lowry	2000-02
7. Doug Risebrough***	1983-87	16. Bob Boughner****	2002
8. Lanny McDonald***	1983-89	17. Craig Conroy***	2002-03
9. Jim Peplinski***	1984-89	18. Jarome Iginla	2003-2013

*Appointed Nov. 12, 1981

**Appointed Nov. 3, 1989

***Co-captains

****Co-captains from Feb. 4, 2002 to end of 2002-03 season

PLAYERS REGISTERING THEIR 1,000TH CAREER NHL REGULAR SEASON GAME WEARING A FLAMES JERSEY

Season	Player Name	Games with the Calgary Flames
1986-87	Lanny McDonald	492
2001-02	Dave Lowry	193
2002-03	Craig Berube	234
2003-04	Martin Gelas	157
2007-08	Owen Nolan	77
2009-10	Jarome Iginla	1,219
2009-10	Daymond Langkow	392
2010-11	Craig Conroy	507
2011-12	Olli Jokinen	236





YEAR BY YEAR



FLAMES YEAR-BY-YEAR RESULTS

Season	Overall							Home							Road							Playoff Result
	GP	W	L	T	OTL	SOL	GF	GA	PTS	W	L	T	OTL	SOL	W	L	T	OTL	SOL	Finished		
2012-13	48	19	25	-	1	3	128	160	42	13	9	-	0	2	6	16	-	1	1	4th Northwest	Out of Playoffs	
2011-12	82	37	29	-	7	9	202	226	90	23	12	-	1	5	14	17	-	6	4	2nd Northwest	Out of Playoffs	
2010-11	82	41	29	-	5	7	250	237	94	23	13	-	2	3	18	16	-	3	4	2nd Northwest	Out of Playoffs	
2009-10	82	40	32	-	3	7	204	210	90	20	17	-	1	3	20	15	-	2	4	3rd Northwest	Out of Playoffs	
2008-09	82	46	30	-	4	2	254	248	98	27	10	-	2	2	19	20	-	2	0	2nd Northwest	Lost Conf. Quarter-Final	
2007-08	82	42	30	-	7	3	229	227	94	21	11	-	7	2	21	19	-	0	1	3rd Northwest	Lost Conf. Quarter-Final	
2006-07	82	43	29	-	5	5	258	226	96	30	9	-	1	1	13	20	-	4	4	3rd Northwest	Lost Conf. Quarter-Final	
2005-06	82	46	25	-	4	7	218	200	103	30	7	-	1	3	16	18	-	3	4	1st Northwest	Lost Conf. Quarter-Final	
2003-04	82	42	30	7	3	-	200	176	94	21	14	5	1	-	21	16	2	2	-	3rd Northwest	Lost Final	
2002-03	82	29	36	13	4	-	186	228	75	14	16	10	1	-	15	20	3	3	-	5th Northwest	Out of Playoffs	
2001-02	82	32	35	12	3	-	201	220	79	20	14	5	2	-	12	21	7	1	-	4th Northwest	Out of Playoffs	
2000-01	82	27	36	15	4	-	197	236	73	12	18	9	2	-	15	18	6	2	-	4th Northwest	Out of Playoffs	
1999-00	82	31	36	10	5	-	211	256	77	20	14	6	1	-	11	26	4	4	-	4th Northwest	Out of Playoffs	
1998-99	82	30	40	12	-	-	211	234	72	15	20	6	-	-	15	20	6	-	-	3rd Northwest	Out of Playoffs	
1997-98	82	26	41	15	-	-	217	252	67	18	17	6	-	-	8	24	9	-	-	5th Pacific	Out of Playoffs	
1996-97	82	32	41	9	-	-	214	239	73	21	18	2	-	-	11	23	7	-	-	5th Pacific	Out of Playoffs	
1995-96	82	34	37	11	-	-	241	240	79	18	18	5	-	-	16	19	6	-	-	2nd Pacific	Lost Conf. Quarter-Final	
1994-95	48	24	17	7	-	-	163	135	55	15	7	2	-	-	9	10	5	-	-	1st Pacific	Lost Conf. Quarter-Final	
1993-94	84	42	29	13	-	-	302	256	97	25	12	5	-	-	17	17	8	-	-	1st Pacific	Lost Conf. Quarter-Final	
1992-93	84	43	30	11	-	-	322	282	97	23	14	5	-	-	20	16	6	-	-	2nd Smythe	Lost Div. Semi-Final	
1991-92	80	31	37	12	-	-	296	305	74	19	14	7	-	-	12	23	5	-	-	5th Smythe	Out of Playoffs	
1990-91	80	46	26	8	-	-	344	263	100	29	8	3	-	-	17	18	5	-	-	2nd Smythe	Lost Div. Semi-Final	
1989-90	80	42	23	15	-	-	348	265	99	28	7	5	-	-	14	16	10	-	-	1st Smythe	Lost Div. Semi-Final	
1988-89	80	54	17	9	-	-	354	226	117	32	4	4	-	-	22	13	5	-	-	1st Smythe	Won Stanley Cup	
1987-88	80	48	23	9	-	-	397	305	105	26	11	3	-	-	22	12	6	-	-	1st Smythe	Lost Div. Final	
1986-87	80	46	31	3	-	-	318	289	95	25	13	2	-	-	21	18	1	-	-	2nd Div. Semi-Final	Lost Div. Semi-Final	
1985-86	80	40	31	9	-	-	354	315	89	23	11	6	-	-	17	20	3	-	-	2nd Smythe	Lost Final	
1984-85	80	41	27	12	-	-	363	302	94	23	11	6	-	-	18	16	6	-	-	3rd Smythe	Lost Div. Semi-Final	
1983-84	80	34	32	14	-	-	311	314	82	22	11	7	-	-	12	21	7	-	-	2nd Smythe	Lost Div. Final	
1982-83	80	32	34	14	-	-	321	317	78	21	12	7	-	-	11	22	7	-	-	2nd Smythe	Lost Div. Final	
1981-82	80	29	34	17	-	-	334	345	75	20	11	9	-	-	9	23	8	-	-	3rd Smythe	Lost Div. Semi-Final	
1980-81	80	39	27	14	-	-	329	298	92	25	5	10	-	-	14	22	4	-	-	3rd Patrick	Lost Semi-Final	
1979-80*	80	35	32	13	-	-	282	269	83	18	15	7	-	-	17	17	6	-	-	4th Patrick	Lost Prelim. Round	
1978-79*	80	41	31	8	-	-	327	280	90	25	11	4	-	-	16	20	4	-	-	4th Patrick	Lost Prelim. Round	
1977-78*	80	34	27	19	-	-	274	252	87	20	13	7	-	-	14	14	12	-	-	3rd Patrick	Lost Prelim. Round	
1976-77*	80	34	34	12	-	-	264	265	80	22	11	7	-	-	12	23	5	-	-	3rd Patrick	Lost Prelim. Round	
1975-76*	80	35	33	12	-	-	262	237	82	19	14	7	-	-	16	19	5	-	-	3rd Patrick	Lost Prelim. Round	
1974-75*	80	34	31	15	-	-	243	233	83	24	9	7	-	-	10	22	8	-	-	4th Patrick	Out of Playoffs	
1973-74*	78	30	34	14	-	-	214	238	74	17	15	7	-	-	13	19	7	-	-	4th West	Lost Quarter-Final	
1972-73*	78	25	38	15	-	-	191	239	65	16	16	7	-	-	9	22	8	-	-	7th West	Out of Playoffs	

* Atlanta Flames

KIPRUSOFF RETIRES AS FLAMES' WINNINGEST GOALIE IN FRANCHISE HISTORY

COACH	REGULAR SEASON									PLAYOFFS				
	GP	W	L	OTL	SOL	PTS	GF	GA		GP	W	L	GF	GA
Bob Hartley	48	19	25	1	3	42	128	160		-	-	-	-	-

Regular Season: 4th Northwest Division, 25th overall.

PLAYER	REGULAR SEASON						PLAYOFFS				
	GP	G	A	PTS	PIM		GP	G	A	PTS	PIM
Michael Cammalleri	44	13	19	32	25		-	-	-	-	-
Lee Stempniak	47	9	23	32	12		-	-	-	-	-
Alex Tanguay	40	11	16	27	22		-	-	-	-	-
Jiri Hudler	42	10	17	27	22		-	-	-	-	-
Curtis Glencross	40	15	11	26	18		-	-	-	-	-
Matt Stajan	43	5	18	23	26		-	-	-	-	-
Dennis Wideman	46	6	16	22	12		-	-	-	-	-
Roman Cervenka	39	9	8	17	14		-	-	-	-	-
Mikael Backlund	32	8	8	16	29		-	-	-	-	-
Mark Giordano	47	4	11	15	40		-	-	-	-	-
T.J. Brodie	47	2	12	14	8		-	-	-	-	-
Sven Baertschi	20	3	7	10	6		-	-	-	-	-
Steve Begin	36	4	4	8	22		-	-	-	-	-
Chris Butler	44	1	7	8	19		-	-	-	-	-
Roman Horak	20	2	5	7	2		-	-	-	-	-
Tim Jackman	42	1	4	5	76		-	-	-	-	-
Brian McGrattan	CGY 19	3	0	3	49		-	-	-	-	-
	NSH 2	0	0	0	0		-	-	-	-	-
Mark Cundari	4	1	2	3	2		-	-	-	-	-
Maxwell Reinhart	11	1	2	3	4		-	-	-	-	-
Cory Sarich	28	0	2	2	16		-	-	-	-	-
Ben Hanowski	5	1	0	1	0		-	-	-	-	-
Brett Carson	10	0	1	1	0		-	-	-	-	-
Blair Jones	15	0	1	1	10		-	-	-	-	-
Ben Street	6	0	1	1	0		-	-	-	-	-
Derek Smith	22	0	1	1	10		-	-	-	-	-
Paul Byron	4	0	1	1	2		-	-	-	-	-
Anton Babchuk	7	0	1	1	0		-	-	-	-	-
Carter Bancks	2	0	0	0	0		-	-	-	-	-
Akim Aliu	5	0	0	0	14		-	-	-	-	-
TRADED PLAYERS											
Jay Bouwmeester	33	6	9	15	16		-	-	-	-	-
Blake Comeau	33	4	3	7	14		-	-	-	-	-
Jarome Iginla	31	9	13	22	22		-	-	-	-	-
SHOOTOUT GAME WINNERS	3	0	-	-	-		-	-	-	-	-
PENALTY SHOT GOALS	-	0	-	-	-		-	-	-	-	-
TOTALS	48	128	223	351	512		-	-	-	-	-

GOALTENDER	GP	MP	GAA	W	L	OTL	SOL	SO	GA	SA	SV%
Joey MacDonald	21	1,148	2.87	8	9	1	1	0	55	562	.902
Mikha Kiprusoff	24	1,344	3.44	8	14	0	1	0	77	650	.882
Leland Irving	6	270	3.33	2	1	0	1	0	15	128	.883
Danny Taylor	2	120	3.00	1	1	0	0	0	6	68	.912
EMPTY NET GOALS									4		
Overtime Games	3			2					1		
Shootout Games	3						3		3		
TOTALS	48	2,901	3.25	19	25	1	3	0	160	1,412	.889

REGULAR SEASON

MOST POINTS

MICHAEL CAMMALLERI

32

LEE STEMPIAK

32

MOST GOALS

CURTIS GLENCROSS

15

MOST ASSISTS

LEE STEMPIAK

23

MOST PENALTY MINUTES

TIM JACKMAN

76

MOST WINS GOALIE

JOEY MACDONALD

8

MIIKKA KIPRUSOFF

8

TROPHIES/AWARDS

RALPH T. SCURFIELD HUMANITARIAN AWARD

MATT STAJAN

J.R. MCCAIG MEMORIAL AWARD

LEE STEMPIAK

2011-12

FLAMES FINISH SECOND IN THE NORTHWEST DIVISION IGINLA SCORES 500th GOAL AND KIPRUSOFF EARNS 300th WIN

REGULAR SEASON

PLAYOFFS

COACH	GP	W	L	OTL	SOL	PTS	GF	GA	GP	W	L	GF	GA
Brent Sutter	82	37	29	7	9	90	202	226	-	-	-	-	-

Regular Season: 2nd Northwest Division, 17th overall.

REGULAR SEASON

PLAYOFFS

REGULAR SEASON		PLAYER	GP	G	A	PTS	PIM	GP	G	A	PTS	PIM		
MOST POINTS	JAROME IGINLA	67	82	32	35	67	43	-	-	-	-	-		
			82	23	38	61	54	-	-	-	-	-		
	Alex Tanguay		64	13	36	49	28	-	-	-	-	-		
	Curtis Glencross		67	26	22	48	62	-	-	-	-	-		
	Michael Cammalleri	CGY	28	11	8	19	16	-	-	-	-	-		
MOST GOALS	JAROME IGINLA	32	MTL	38	9	13	22	10	-	-	-	-		
			TOTAL	66	20	21	41	26	-	-	-	-		
	Jay Bouwmeester		82	5	24	29	26	-	-	-	-	-		
	Lee Stempniak		61	14	14	28	16	-	-	-	-	-		
	Mark Giordano		61	9	18	27	75	-	-	-	-	-		
MOST ASSISTS	OLLI JOKINEN	38	Matt Stajan		61	8	10	18	29	-	-	-		
			CGY	58	5	10	15	24	-	-	-	-		
	Blake Comeau		NYI	16	0	0	0	6	-	-	-	-		
			TOTAL	74	5	10	15	30	-	-	-	-		
	Chris Butler		68	2	13	15	34	-	-	-	-	-		
MOST PENALTY MINUTES	TIM JACKMAN	94	T.J. Brodie		54	2	12	14	14	-	-	-		
			81	4	8	12	57	-	-	-	-	-		
	Tom Kostopoulos		78	2	10	12	38	-	-	-	-	-		
	Scott Hannan		41	4	7	11	16	-	-	-	-	-		
	Mikael Backlund		61	3	8	11	14	-	-	-	-	-		
MOST WINS GOALIE	MIKKKA KIPRUSOFF	35	Derek Smith		47	2	9	11	12	-	-	-		
			Anton Babchuk		32	2	8	10	6	-	-	-		
			David Moss		32	2	7	9	12	-	-	-		
			Blair Jones	CGY	21	1	3	4	8	-	-	-		
			TBL	22	2	2	4	10	-	-	-	-		
TROPHIES/AWARDS			TOTAL	43	3	5	8	18	-	-	-	-		
	Cory Sarich		62	1	6	7	66	-	-	-	-	-		
	Tim Jackman		75	1	6	7	94	-	-	-	-	-		
	Paul Byron		22	3	2	5	2	-	-	-	-	-		
	Sven Baertschi		5	3	0	3	4	-	-	-	-	-		
J.R. McCAIG MEMORIAL AWARD	MARK GIORDANO		Akim Aliu		2	2	1	3	12	-	-	-		
			Lance Bouma		27	1	2	3	11	-	-	-		
			Krys Kolanos	13	0	1	1	2	-	-	-	-		
			Raitis Ivanans	1	0	0	0	0	-	-	-	-		
			Brett Carson	2	0	0	0	0	-	-	-	-		
ALL-STAR GAME	JAROME IGINLA		Greg Nemisz		9	0	0	0	0	-	-	-		
			BENCH	-	-	-	-	20	-	-	-	-		
			TRADED PLAYERS											
			Rene Bourque	38	13	3	16	41	-	-	-	-		
			Brendan Morrison	28	4	7	11	6	-	-	-	-		
RALPH T. SCURFIELD HUMANITARIAN AWARD	CURTIS GLENCROSS		Niklas Hagman		8	1	3	4	2	-	-	-		
			SHOOTOUT GAME WINNERS	11	3	-	-	-	-	-	-	-		
			PENALTY SHOT GOALS	-	2	-	-	-	-	-	-	-		
			TOTALS	82	202	324	526	885	-	-	-	-		
			GOALTENDER	GP	MP	GAA	W	L	OTL	SOL	SO	GA	SA	SV%
J.R. McCAIG MEMORIAL AWARD	MARK GIORDANO		Miikka Kiprusoff	70	4,128	2.35	35	22	3	8	4	162	2,040	.921
			Henrik Karlsson	9	454	3.17	1	4	2	0	0	24	239	.900
			Leland Irving	7	394	3.20	1	3	2	1	0	21	239	.912
			EMPTY NET GOALS	-	-	-	-	-	-	-	-	10	-	-
			OVERTIME GAMES	10	-	-	2	-	7	-	-	7	-	-
SHOOTOUT GAME WINNERS			SHOOTOUT GAME WINNERS	11	-	-	3	-	-	9	-	9	-	-
			TOTALS	82	5,008	2.60	37	29	7	9	4	217	2,528	.914

FLAMES BREAK 40-WIN MARK FOR SEVENTH CONSECUTIVE SEASON, IGINLA REACHES 1,000 POINT PLATEAU

REGULAR SEASON

PLAYOFFS

COACH	GP	W	L	OTL	SOL	PTS	GF	GA	GP	W	L	GF	GA
Brent Sutter	82	41	29	5	7	94	250	237	-	-	-	-	-

Regular Season: 2nd Northwest Division, 17th overall.

REGULAR SEASON

PLAYOFFS

PLAYER	GP	G	A	PTS	PIM	GP	G	A	PTS	PIM
Jarome Iginla	82	43	43	86	40	-	-	-	-	-
Alex Tanguay	79	22	47	69	24	-	-	-	-	-
Olli Jokinen	79	17	37	54	44	-	-	-	-	-
Rene Bourque	80	27	23	50	42	-	-	-	-	-
Curtis Glencross	79	24	19	43	59	-	-	-	-	-
Brendan Morrison	66	9	34	43	16	-	-	-	-	-
Mark Giordano	82	8	35	43	67	-	-	-	-	-
Anton Babchuk	CGY 65	8	19	27	20	-	-	-	-	-
	CAR 17	3	5	8	12	-	-	-	-	-
TOTAL	82	11	24	35	32	-	-	-	-	-
Matt Stajan	76	6	25	31	32	-	-	-	-	-
David Moss	58	17	13	30	18	-	-	-	-	-
Niklas Hagman	71	11	16	27	24	-	-	-	-	-
Mikael Backlund	73	10	15	25	18	-	-	-	-	-
Jay Bouwmeester	82	4	20	24	44	-	-	-	-	-
Tim Jackman	82	10	13	23	86	-	-	-	-	-
Tom Kostopoulos	CGY 59	7	7	14	44	-	-	-	-	-
	CAR 17	1	3	4	30	-	-	-	-	-
TOTAL	76	8	10	18	74	-	-	-	-	-
Cory Sarich	76	4	13	17	75	-	-	-	-	-
Robyn Regehr	79	2	15	17	58	-	-	-	-	-
Freddy Modin	CGY 4	0	0	0	2	-	-	-	-	-
	ATL 36	7	3	10	12	-	-	-	-	-
TOTAL	40	7	3	10	12	-	-	-	-	-
Steve Staios	39	3	7	10	24	-	-	-	-	-
Adam Pardy	30	1	6	7	24	-	-	-	-	-
Ales Kotalik	26	4	2	6	8	-	-	-	-	-
Craig Conroy	18	2	0	2	8	-	-	-	-	-
Stefan Meyer	16	0	2	2	17	-	-	-	-	-
Brendan Mikkelson	CGY 19	0	1	1	2	-	-	-	-	-
	ANA 5	0	1	1	7	-	-	-	-	-
TOTAL	24	0	2	2	9	-	-	-	-	-
Lance Bouma	16	0	1	1	2	-	-	-	-	-
Greg Nemisz	6	0	1	1	0	-	-	-	-	-
Daymond Langkow	4	0	1	1	0	-	-	-	-	-
Brett Carson	CGY 6	0	0	0	0	-	-	-	-	-
	CAR 13	0	0	0	4	-	-	-	-	-
TOTAL	19	0	0	0	4	-	-	-	-	-
T.J. Brodie	3	0	0	0	2	-	-	-	-	-
Raitis Ivanans	1	0	0	0	5	-	-	-	-	-
BENCH	-	-	-	-	18	-	-	-	-	-
TRADED PLAYERS										
Brett Sutter	4	0	1	1	5	-	-	-	-	-
Ian White	16	2	4	6	6	-	-	-	-	-
SHOOTOUT GAME WINNERS	-	9	-	-	-	-	-	-	12	12
PENALTY SHOT GOALS	-	1	-	-	-	-	-	-	7	-
TOTALS	82	250	415	665	836	-	-	-	-	-

REGULAR SEASON

MOST POINTS

JAROME IGINLA
86

MOST GOALS

JAROME IGINLA
43

MOST ASSISTS

ALEX TANGUAY
47MOST PENALTY
MINUTESTIM JACKMAN
86

MOST WINS GOALIE

MIIKKA KIPRUSOFF
37

TROPHIES/AWARDS

RALPH T. SCURFIELD
HUMANITARIAN
AWARD

CORY SARICH

J.R. MCCAIG
MEMORIAL AWARD

TIM JACKMAN

MOLSON CUP

JAROME IGINLA

GOALTENDER	GP	MP	GAA	W	L	OTL	SOL	SO	GA	SA	SV%
Miikka Kiprusoff	71	4,155:39	2.63	37	24	2	4	6	182	1935	.906
Henrik Karlsson	17	837:33	2.58	4	5	3	3	0	36	391	.908
EMPTY NET GOALS	-	-	-	-	-	-	-	-	12	12	-
SHOOTOUT GAME WINNERS	-	-	-	-	-	-	-	-	7	-	-
TOTALS	82	5,019	2.75	41	29	5	7	6	230	2338	.902

2009-10

FLAMES HIT 40-WIN MARK FOR SIXTH CONSECUTIVE SEASON

REGULAR SEASON

PLAYOFFS

COACH	GP	W	L	OTL	SOL	PTS	GF	GA	GP	W	L	GF	GA
Brent Sutter	82	40	32	3	7	90	204	210	-	-	-	-	-

Regular Season: 3rd Northwest Division, 16th overall.

REGULAR SEASON

PLAYOFFS

REGULAR SEASON

MOST POINTS

JAROME IGINLA
69

MOST GOALS

JAROME IGINLA
32

MOST ASSISTS

MATT STAJAN
38

MOST PENALTY MINUTES

JAMAL MAYERS
131

MOST WINS GOALIE

MIKKA KIPRUSOFF
35

TROPHIES/AWARDS

RALPH T. SCURFIELD

HUMANITARIAN

AWARD

CRAIG CONROY

J.R. MCCAIG

MEMORIAL AWARD

DAYMOND LANGKOW

MOLSON CUP

MIKKA KIPRUSOFF

PLAYER	GP	G	A	PTS	PIM	GP	G	A	PTS	PIM
Jarome Iginla	82	32	37	69	58	-	-	-	-	-
Rene Bourque	73	27	31	58	88	-	-	-	-	-
Matt Stajan	TOR 55	16	25	41	30	-	-	-	-	-
	CGY 27	3	13	16	2	-	-	-	-	-
Totals	82	19	38	57	32	-	-	-	-	-
Niklas Hagman	TOR 55	20	13	33	23	-	-	-	-	-
	CGY 27	5	6	11	2	-	-	-	-	-
Totals	82	25	19	44	25	-	-	-	-	-
Ian White	TOR 56	9	17	26	39	-	-	-	-	-
	CGY 27	4	8	12	12	-	-	-	-	-
Totals	83	13	25	38	51	-	-	-	-	-
Daymond Langkow	72	14	23	37	30	-	-	-	-	-
Curtis Glencross	67	15	18	33	58	-	-	-	-	-
Nigel Dawes	66	14	18	32	18	-	-	-	-	-
Mark Giordano	82	11	19	30	81	-	-	-	-	-
Jay Bouwmeester	82	3	26	29	48	-	-	-	-	-
Ales Kotalik	NYR 45	8	14	22	38	-	-	-	-	-
	CGY 26	3	2	5	29	-	-	-	-	-
Totals	71	11	16	27	67	-	-	-	-	-
Eric Nystrom	82	11	8	19	54	-	-	-	-	-
David Moss	64	8	9	17	20	-	-	-	-	-
Christopher Higgins	NYR 55	6	8	14	32	-	-	-	-	-
	CGY 12	2	1	3	0	-	-	-	-	-
Totals	67	8	9	17	32	-	-	-	-	-
Robyn Regehr	81	2	15	17	80	-	-	-	-	-
Craig Conroy	63	3	12	15	25	-	-	-	-	-
Jamal Mayers	TOR 44	2	6	8	78	-	-	-	-	-
	CGY 27	1	5	6	53	-	-	-	-	-
Totals	71	3	11	14	131	-	-	-	-	-
Mikael Backlund	23	1	9	10	6	-	-	-	-	-
Steve Staios	EDM 40	0	7	7	59	-	-	-	-	-
	CGY 18	1	2	3	16	-	-	-	-	-
Totals	58	1	9	10	75	-	-	-	-	-
Adam Pardy	57	2	7	9	48	-	-	-	-	-
Cory Sarich	57	1	5	6	58	-	-	-	-	-
Brian McGrattan	34	1	3	4	86	-	-	-	-	-
Staffan Kronwall	11	1	2	3	2	-	-	-	-	-
Jason Jaffray	3	0	0	0	0	-	-	-	-	-
Brett Sutter	10	0	0	0	5	-	-	-	-	-
BENCH	-	-	-	-	14	-	-	-	-	-
TRADED PLAYERS										
Olli Jokinen	56	11	24	35	53	-	-	-	-	-
Dion Phaneuf	55	10	12	22	49	-	-	-	-	-
Dustin Boyd	60	8	11	19	15	-	-	-	-	-
Jamie Lundmark	21	4	5	9	4	-	-	-	-	-
Fredrik Sjostrom	46	1	5	6	8	-	-	-	-	-
Brandon Prust	43	1	4	5	98	-	-	-	-	-
Aaron Johnson	22	1	2	3	19	-	-	-	-	-
SHOOTOUT GAME WINNERS	-	3	-	-	-	-	-	-	-	-
PENALTY SHOT GOALS	-	0	-	-	-	-	-	-	-	-
TOTALS	82	204	342	546	1129	-	-	-	-	-

GOALTENDER	GP	MP	GAA	W	L	OTL	SOL	SO	GA	SA	SV%
Mikka Kiprusoff	73	4,235:19	2.31	35	28	3	7	4	163	2035	.920
Curtis McElhinney	10	502:29	3.23	3	4	0	0	0	27	235	.885
Vesa Toskala	6	211:55	2.26	2	0	0	0	0	8	97	.918
EMPTY NET GOALS	-	-	-	-	-	-	-	-	5	5	-
SHOOTOUT GAME WINNERS	-	-	-	-	-	-	-	-	7	7	-
TOTALS	82	4,980	2.45	40	32	3	7	4	210	2372	.914

2008-09

IGINLA WINS MESSIER LEADERSHIP AWARD AND NAMED FIRST TEAM ALL-STAR, KIPRUSOFF LEADS NHL WITH 45 WINS

REGULAR SEASON

PLAYOFFS

COACH	GP	W	L	OTL	SOL	PTS	GF	GA	GP	W	L	GF	GA
Mike Keenan	82	46	30	4	2	98	254	248	6	2	4	16	21

Regular Season: 2nd Northwest Division, 10th overall. Playoffs: Conference Quarter-Finals – lost series to Chicago 4-2.

REGULAR SEASON

PLAYOFFS

PLAYER	GP	G	A	PTS	PIM	GP	G	A	PTS	PIM
Jarome Iginla	82	35	54	89	37	6	3	1	4	0
Michael Cammalleri	81	39	43	82	44	6	1	2	3	2
Olli Jokinen	PHX	57	21	21	42	49	-	-	-	-
	CGY	19	8	7	15	18	6	2	3	5
TOTALS	76	29	28	57	67	6	2	3	5	4
Daymond Langkow	73	21	28	49	20	6	0	3	3	2
Craig Conroy	82	12	36	48	28	6	0	1	1	0
Dion Phaneuf	80	11	36	47	100	5	0	3	3	4
Todd Bertuzzi	66	15	29	44	74	6	1	1	2	8
Curtis Glencross	74	13	27	40	42	6	0	3	3	12
Rene Bourque	58	21	19	40	70	5	1	0	1	22
David Moss	81	20	19	39	22	6	3	0	3	0
Adrian Aucoin	81	10	24	34	46	6	2	1	3	2
Jordan Leopold	COL	64	6	14	20	18	-	-	-	-
	CGY	19	1	3	4	6	6	0	1	1
TOTALS	83	7	17	24	24	6	0	1	1	8
Dustin Boyd	71	11	11	22	10	5	1	0	1	0
Cory Sarich	76	2	18	20	112	5	0	1	1	4
Mark Giordano	58	2	17	19	59	-	-	-	-	-
Jamie Lundmark	27	8	8	16	17	2	0	0	0	0
Eric Nystrom	76	5	5	10	89	6	2	2	4	0
Adam Pardy	60	1	9	10	69	6	0	2	2	5
Robyn Regehr	75	0	8	8	73	-	-	-	-	-
Jim Vandermeer	45	1	6	7	108	6	0	1	1	4
Wayne Primeau	24	0	4	4	14	-	-	-	-	-
Andre Roy	44	3	0	3	83	2	0	0	0	0
Matt Pelech	5	0	3	3	9	-	-	-	-	-
David Van Der Gulik	6	0	2	2	0	-	-	-	-	-
Warren Peters	16	1	0	1	12	4	0	0	0	0
Brett Sutter	4	1	0	1	2	-	-	-	-	-
John Negrin	3	0	1	1	2	-	-	-	-	-
Kris Chuko	2	0	0	0	2	-	-	-	-	-
Mikael Backlund	1	0	0	0	0	-	-	-	-	-
Kyle Greentree	2	0	0	0	0	-	-	-	-	-
Anders Eriksson	0	0	0	0	0	2	0	0	0	0
BENCH	82	-	-	-	-	-	-	-	-	-
TRADED PLAYERS	75	10	22	32	109	-	-	-	-	-
SHOOTOUT GAME WINNERS	-	3	-	-	-	-	-	-	-	-
Penalty Shot Goals	0	-	-	-	-	-	-	-	-	-
TOTALS	82	254	439	690	1299	6	16	29	45	89

GOALTENDER	GP	MP	GAA	W	L	OTL	SOL	SO	GA	SA	SV%
Miikka Kiprusoff	76	4,417:59	2.84	45	24	3	2	4	209	2155	.903
PLAYOFFS	6	323:49	3.52	2	3	1	-	0	19	164	.884
Curtis McElhinney	14	517:53	3.59	1	6	1	0	0	31	280	.889
PLAYOFFS	1	33:46	1.76	0	0	0	-	0	1	10	.900
EMPTY NET GOALS	-	-	-	-	-	-	-	-	6	6	-
EMPTY NET GOALS	-	-	-	-	-	-	-	-	1	1	-
SHOOTOUT GAME WINNERS	-	-	-	-	-	-	-	-	2	-	-
TOTALS	82	4,964	2.97	46	30	4	2	4	248	2441	.899
PLAYOFFS	6	360	3.50	2	3	1	-	0	21	175	.880

REGULAR SEASON

MOST POINTS

JAROME IGINLA
89

MOST GOALS

MICHAEL CAMMALLERI
39

MOST ASSISTS

JAROME IGINLA
54

MOST PENALTY

MINUTES
CORY SARICH
112

MOST WINS GOALIE

MIKKA KIPRUSOFF
45

TROPHIES/AWARDS

RALPH T. SCURFIELD

HUMANITARIAN
AWARD
DAVID MOSS

J.R. MCCAIG

MEMORIAL AWARD
CRAIG CONROY

MOLSON CUP

MIKKA KIPRUSOFF

ALL-STAR GAME

JAROME IGINLA

PLAYOFFS

MOST POINTS

OLLI JOKINEN
5

MOST GOALS

JAROME IGINLA
DAVID MOSS
3

MOST ASSISTS

DAYMOND LANGKOW
OLLI JOKINEN
DION PHANEUF
CURTIS GLENCROSS
3

MOST PENALTY

MINUTES
RENE BOURQUE
22

2007-08

IGINLA LEADS TEAM WITH 50 GOALS AND 98 POINTS, PHANEUF/IGINLA ALL-STARS

REGULAR SEASON

PLAYOFFS

COACH	GP	W	L	OTL	PTS	GF	GA	GP	W	L	GF	GA
Mike Keenan	82	42	30	10	94	229	227	7	3	4	17	19

Regular Season: 3rd Northwest Division, 14th overall. Playoffs: Conference Quarter-Finals – lost series to San Jose 4-3.

REGULAR SEASON

REGULAR SEASON

PLAYOFFS

REGULAR SEASON		PLAYER	GP	G	A	PTS	PIM	GP	G	A	PTS	PIM
MOST POINTS JAROME IGINLA 98	Jarome Iginla		82	50	48	98	83	7	4	5	9	2
	Kristian Huselius		81	25	41	66	40	7	0	4	4	6
	Daymond Langkow		80	30	35	65	19	7	3	2	5	0
	Dion Phaneuf		82	17	43	60	182	7	3	4	7	4
	Alex Tanguay		78	18	40	58	48	7	0	4	4	4
MOST GOALS JAROME IGINLA 50	Matthew Lombardi		82	14	22	36	67	7	0	0	0	4
	Adrian Aucoin		76	10	25	35	37	7	0	3	3	4
	Craig Conroy		79	12	22	34	71	7	0	2	2	8
	Owen Nolan		77	16	16	32	71	7	3	2	5	2
	Robyn Regehr		82	5	15	20	79	7	0	2	2	2
MOST ASSISTS JAROME IGINLA 48	Anders Eriksson		61	1	17	18	36	3	0	1	1	2
	James Vandermeer	CHI	26	2	7	9	44	-	-	-	-	-
		PHI	28	1	5	6	27	-	-	-	-	-
		CGY	21	0	2	2	39	7	0	0	0	4
		TOTALS	75	3	14	17	110	7	0	0	0	4
MOST PENALTY MINUTES DION PHANEUF 182	Dustin Boyd		48	7	5	12	6	0	0	0	0	0
	Stephane Yelle		74	3	9	12	20	7	0	2	2	6
	David Moss		41	4	7	11	10	5	1	1	2	4
	Eric Nystrom		44	3	7	10	48	7	0	0	0	2
	Wayne Primeau		43	3	7	10	26	7	1	0	1	4
MOST WINS GOALIE MIIKKA KIPRUSOFF 39	Cory Sarich		80	2	5	7	135	7	0	1	1	4
	Marcus Nilson		47	3	2	5	4	2	0	0	0	0
	Mark Smith		54	1	3	4	59	0	0	0	0	0
	Rhett Warrener		31	1	3	4	21	0	0	0	0	0
	Eric Godard		74	1	1	2	171	5	0	0	0	2
TROPHIES/AWARDS	David Hale		58	0	2	2	46	6	0	0	0	2
	Tim Ramholt		1	0	0	0	0	0	0	0	0	0
	BENCH		82	-	-	-	14	7	-	-	-	2
		TRADED PLAYERS		-	-	-	-	-	-	-	-	-
		TOTALS		82	226	379	605	1342	7	17	31	48
PLAYOFFS												

PLAYOFFS

MOST POINTS

JAROME IGINLA
9

MOST GOALS

JAROME IGINLA
4

MOST ASSISTS

JAROME IGINLA
5

MOST PENALTY MINUTES

CRAIG CONROY
8

GOALTENDER

GP	MP	GAA	W	L	OTL	SOL	SO	EN	GA	SA	SV%	
Mikha Kiprusoff	76	4.398	2.69	39	26	7	3	2	3	197	2096	.906
PLAYOFFS	7	336	3.21	2	4	0	-	1	0	18	196	.908
Curtis Joseph	9	399	2.55	3	2	0	0	0	0	17	181	.906
PLAYOFFS	2	79	0.76	1	0	0	-	0	0	1	33	.970
Curtis McElhinney	5	150	2.00	0	2	0	0	0	1	5	51	.902
Matt Keetley	1	9	0.00	0	0	0	0	0	0	0	2	1.000
TOTALS	82	4,975	2.70	42	30	7	3	2	4	224	2335	.904
PLAYOFFS	7	415	2.75	3	4	0	-	1	0	19	229	.917

THREE 30-GOAL SCORERS, PHANEUF/KIPRUSOFF ALL-STARS

REGULAR SEASON

PLAYOFFS

COACH	GP	W	L	OTL	PTS	GF	GA	GP	W	L	GF	GA
Jim Playfair	82	43	29	10	96	258	226	6	2	4	10	18

Regular Season: 3rd Northwest Division, 13th overall. Playoffs: Conference Quarter-Finals – lost series to Detroit 4-2.

PLAYER	REGULAR SEASON						PLAYOFFS					
	GP	G	A	PTS	PIM		GP	G	A	PTS	PIM	
Jarome Iginla	70	39	55	94	40		6	2	2	4	12	
Alex Tanguay	81	22	59	81	44		6	1	3	4	8	
Kristian Huselius	81	34	43	77	26		6	0	2	2	4	
Daymond Langkow	81	33	44	77	44		6	2	2	4	4	
Dion Phaneuf	79	17	33	50	98		6	1	0	1	7	
Matthew Lombardi	81	20	26	46	48		6	1	1	2	0	
Roman Hamrlik	75	7	31	38	88		6	0	1	1	8	
Craig Conroy	LAK	52	5	11	16	38	-	-	-	-	-	
	CGY	28	8	13	21	18	6	1	1	2	8	
TOTALS	80	13	24	37	56		6	1	1	2	8	
Tony Amonte	81	10	20	30	40		6	0	1	1	0	
Stephane Yelle	56	10	14	24	32		6	0	0	0	2	
Wayne Primeau	BOS	51	7	8	15	75	-	-	-	-	-	
	CGY	27	3	4	7	36	6	0	2	2	14	
TOTALS	78	10	12	22	111		6	0	2	2	14	
Brad Stuart	BOS	48	7	10	17	26	-	-	-	-	-	
	CGY	27	0	5	5	18	6	0	1	1	6	
TOTALS	75	7	15	22	44		6	0	1	1	6	
Robyn Regehr	78	2	19	21	75		1	0	0	0	0	
David Moss	41	10	8	18	12		6	0	1	1	0	
Mark Giordano	48	7	8	15	36		0	0	0	0	0	
Marcus Nilson	63	5	10	15	27		6	0	0	0	2	
Byron Ritchie	64	8	6	14	68		1	0	0	0	10	
Jeff Friesen	72	6	6	12	34		5	0	0	0	2	
Rhett Warrenner	62	4	6	10	67		6	0	0	0	10	
Andrej Zyuzin	49	1	5	6	30		5	1	0	1	2	
Dustin Boyd	13	2	2	4	4		-	-	-	-	-	
Richie Regehr	6	1	1	2	0		-	-	-	-	-	
Eric Godard	19	0	1	1	50		-	-	-	-	-	
David Hale	NJD	43	0	1	1	26	-	-	-	-	-	
	CGY	11	0	0	0	10	2	0	0	0	6	
TOTALS	54	0	1	1	36		2	0	0	0	6	
Tomi Maki	1	0	0	0	0		-	-	-	-	-	
Carsen Gernym	2	0	0	0	0		-	-	-	-	-	
Darren McCarty	32	0	0	0	58		-	-	-	-	-	
Brad Ference	5	0	0	0	2		-	-	-	-	-	
Brandon Prust	10	0	0	0	25		-	-	-	-	-	
Miikka Kiprusoff	74	0	0	0	2		6	0	0	0	0	
Jamie McLennan	9	0	0	0	16		1	0	0	0	12	
BENCH	82	-	-	-	22		7	-	-	-	0	
TRADED PLAYERS	133	6	27	33	134		-	-	-	-	-	
TOTALS	82	258	447	705	1204		6	10	17	27	117	

GOALTENDER	GP	MP	GA	GAA	W-L-OTL	SO	EN	GP	MP	GA	GAA	W-L	SO	EN
Miikka Kiprusoff	74	4419	181	2.46	40-24-9	7	6	6	384	18	2.81	2-4	0	0
Jamie McLennan	9	533	32	3.60	3-5-1	0	0	1	1	0	0.00	0-0	0	0
TOTALS	82	4952	213	2.58	43-29-10	10	5	6	385	18	2.81	2-4	0	0

REGULAR SEASON

MOST POINTS

JAROME IGINLA
94

MOST GOALS

JAROME IGINLA
39

MOST ASSISTS

ALEX TANGUAY
59

MOST PENALTY
MINUTES

DION PHANEUF
98

MOST WINS GOALIE

MIKKA KIPRUSOFF
40

TROPHIES/AWARDS

RALPH T. SCURFIELD
HUMANITARIAN
AWARD

RHETT WARRENER

J.R. McCAIG
MEMORIAL AWARD

STEPHANE YELLE

MOLSON CUP

MIKKA KIPRUSOFF

PLAYOFFS

MOST POINTS

JAROME IGINLA
ALEX TANGUAY
4

MOST GOALS

JAROME IGINLA
DAYMOND LANGKOW
2

MOST ASSISTS

ALEX TANGUAY
3

MOST PENALTY
MINUTES

WAYNE PRIMEAU
14

MIIKKA KIPRUSOFF WINS VEZINA AND JENNINGS

REGULAR SEASON

PLAYOFFS

COACH	GP	W	L	OTL	PTS	GF	GA	GP	W	L	GF	GA
Darryl Sutter	82	46	25	11	103	218	200	7	3	4	16	17

Regular Season: 1st Northwest Division, 7th overall. Playoffs: Conference Quarter-Finals – lost series to Anaheim 4-3,

REGULAR SEASON

MOST POINTS

JAROME IGINLA
67

MOST GOALS

JAROME IGINLA
35

MOST ASSISTS

DAYMOND LANGKOW
34

MOST PENALTY MINUTES

DARREN McCARTY
117

MOST WINS GOALIE

MIIKKA KIPRUSOFF
42

TROPHIES/AWARDS

RALPH T. SCURFIELD HUMANITARIAN AWARD

RHETT WARRENER

J.R. McCAIG MEMORIAL AWARD

ROBYN REGEHR

MOLSON CUP

MIIKKA KIPRUSOFF

VEZINA TROPHY

MIIKKA KIPRUSOFF

WILLIAM M. JENNINGS TROPHY

MIIKKA KIPRUSOFF

PLAYOFFS

MOST POINTS

JAROME IGINLA
8

MOST GOALS

JAROME IGINLA
5

MOST ASSISTS

DAYMOND LANGKOW
5

MOST PENALTY MINUTES

DARREN McCARTY
15

PLAYER	REGULAR SEASON						PLAYOFFS					
	GP	G	A	PTS	PIM		GP	G	A	PTS	PIM	
Jarome Iginla	82	35	32	67	86		7	5	3	8	11	
Daymond Langkow	82	25	34	59	46		7	1	5	6	6	
Dion Phaneuf	82	20	29	49	93		7	1	0	1	7	
Kristian Huselius	FLA	24	5	3	8	4	-	-	-	-	-	
	CGY	54	15	24	39	36	7	2	4	6	4	
TOTALS	78	20	27	47	40		7	2	4	6	4	
Tony Amonte	80	14	28	42	43		7	2	1	3	10	
Chuck Kobasew	77	20	11	31	64		7	1	0	1	0	
Andrew Ference	82	4	27	31	85		7	0	4	4	12	
Jamie Lundmark	NYR	3	1	0	1	6	-	-	-	-	-	
	PHX	38	5	13	18	36	-	-	-	-	-	
	CGY	12	4	6	10	20	4	0	1	1	7	
TOTALS	53	10	19	29	62		4	0	1	1	7	
Mike Leclerc	PHX	35	9	12	21	29	-	-	-	-	-	
	CGY	15	1	4	5	8	3	0	0	0	2	
TOTALS	50	10	16	26	37		3	0	0	0	2	
Roman Hamrlik	51	7	19	26	56		7	0	2	2	2	
Robyn Regehr	68	6	20	26	67		7	1	3	4	6	
Matthew Lombardi	55	6	20	26	48		7	0	2	2	2	
Chris Simon	72	8	14	22	94		6	0	1	1	7	
Shean Donovan	80	9	11	20	82		7	0	0	0	6	
Jordan Leopold	74	2	18	20	68		7	0	1	1	4	
Stephane Yelle	74	4	14	18	48		7	1	0	1	8	
Marcus Nilson	70	6	11	17	32		-	-	-	-	-	
Darren McCarty	67	7	6	13	117		7	2	0	2	15	
Byron Ritchie	45	4	2	6	69		7	0	0	0	0	
Rhett Warrenner	61	3	3	6	54		7	0	0	0	14	
Craig MacDonald	25	3	2	5	8		1	0	0	0	0	
Cale Hulse	PHX	0	0	0	0	0	-	-	-	-	-	
	CBJ	27	0	3	3	43	-	-	-	-	-	
	CGY	12	0	1	1	20	-	-	-	-	-	
TOTALS	39	0	4	4	63		-	-	-	-	-	
Bryan Marchment	37	1	2	3	75		-	-	-	-	-	
Richie Regehr	14	0	2	2	6		-	-	-	-	-	
Mark Giordano	7	0	1	1	8		-	-	-	-	-	
Eric Nystrom	2	0	0	0	0		-	-	-	-	-	
Carsen Gernymn	2	0	0	0	0		-	-	-	-	-	
Lynn Loyns	1	0	0	0	0		-	-	-	-	-	
BENCH	82	0	0	0	18		7	0	0	0	4	
TRADED PLAYERS	92	12	21	33	100		-	-	-	-	-	
TOTALS	82	216	362	578	1451		7	16	27	42	127	

GOALTENDER	GP	MP	GA	GAA	W-L-OTL	SO	EN	GP	MP	GA	GAA	W-L	SO	EN
Mikka Kiprusoff	74	4380	151	2.07	42-20-11	10	5	7	427:5	16	2.24	3-4	0	1
Brian Boucher	3	182	15	4.95	1-2-0	0	0	-	-	-	-	-	-	-
TRADED GOALIE	8	402	22	3.28	3-3-0	0	0	-	-	-	-	-	-	-
TOTALS	82	4984	193	2.32	46-25-11	10	5	7	431	17	2.37	3-4	0	1

FLAMES RIDE C OF RED TO THE STANLEY CUP FINALS

REGULAR SEASON

PLAYOFFS

COACH

	GP	W	L	T	OTL	PTS	GF	GA	GP	W	L	GF	GA
Darryl Sutter	82	42	30	7	3	94	200	176	26	15	11	60	53

Regular Season: 3rd Northwest Division, 12th overall. Playoffs: Conference Quarter-Finals – defeated Vancouver 4-3;
Conference Semi-Finals – defeated Detroit 4-2; Western Conference Finals – defeated San Jose 4-2;
Stanley Cup Finals – lost to Tampa Bay 4-3.

REGULAR SEASON

PLAYOFFS

PLAYER	GP	G	A	PTS	PIM	GP	G	A	PTS	PIM	
Jarome Iginla	81	41	32	73	84	26	13	9	22	45	
Craig Conroy	63	8	39	47	44	26	6	11	17	12	
Shean Donovan	82	18	24	42	72	24	5	5	10	23	
Martin Gelinias	76	17	18	35	70	26	8	7	15	35	
Jordan Leopold	82	9	24	33	24	26	0	10	10	6	
Dean McAmmond	64	17	13	30	18	-	-	-	-	-	
Matthew Lombardi	79	16	13	29	32	13	1	5	6	4	
Oleg Saprykin	69	12	17	29	41	26	3	3	6	14	
Steve Reinprecht	44	7	22	29	4	-	-	-	-	-	
Chris Simon	NYR	65	14	9	23	225	-	-	-	-	-
	CGY	13	3	2	5	25	16	5	2	7	74
TOTALS	78	17	11	28	250	16	5	2	7	74	
Chris Clark	82	10	15	25	106	26	3	3	6	30	
Marcus Nilson	FLA	69	6	13	19	26	-	-	-	-	-
	CGY	14	5	0	5	14	26	4	7	11	12
TOTALS	83	11	13	24	40	26	4	7	11	12	
Ville Nieminen	CHI	60	2	11	13	40	-	-	-	-	-
	CGY	19	3	5	8	18	24	4	4	8	55
TOTALS	79	5	16	21	58	24	4	4	8	55	
Toni Lydman	67	4	16	20	30	6	0	1	1	2	
Robyn Regehr	82	4	14	18	74	26	2	7	9	20	
Chuck Kobasew	70	6	11	17	51	26	0	1	1	24	
Stephane Yelle	53	4	13	17	24	23	3	3	6	16	
Rhett Warrenere	77	3	14	17	97	24	0	1	1	6	
Andrew Ference	72	4	12	16	53	26	0	3	3	25	
Denis Gauthier	80	1	15	16	113	6	0	1	1	4	
Krzysztof Oliwa	65	3	2	5	247	20	2	0	2	6	
Steve Montador	26	1	2	3	50	20	1	2	3	6	
Dave Lowry	18	1	1	2	11	10	0	0	0	6	
Lynn Loyns	SJS	2	0	0	0	0	-	-	-	-	-
	CGY	12	0	2	2	2	-	-	-	-	-
TOTALS	14	0	2	2	2	0	0	0	0	0	
Martin Sonnenberg	5	0	0	0	2	0	0	0	0	0	
Mike Commodore	12	0	0	0	25	20	0	2	2	19	
Brennan Evans	-	-	-	-	-	2	0	0	0	0	
BENCH	82	0	0	0	42	26	0	0	0	0	
TRADED PLAYERS	95	3	9	12	40	-	-	-	-	-	
TOTALS	82	200	335	535	1428	26	60	87	147	444	

GOALTENDER	GP	MP	GA	GAA	W-L-OTL	SO	EN	GP	MP	GA	GAA	W-L	SO	EN
Mikha Kiprusoff	38	2301	65	1.69	24-10-4	4	4	26	1655	51	1.85	15-11	5	2
Roman Turek	18	1031	40	2.33	6-11-0	3	2	1	19	0	0.00	0-0	0	0
Dany Sabourin	4	169	10	3.55	0-3-0	0	0	-	-	-	-	-	-	-
Jamie McLennan	26	1446	53	2.20	12-9-3	4	2	-	-	-	-	-	-	-
TOTALS	82	4968	176	2.13	42-33-7	11	8	26	1680	53	1.89	15-11	5	2

REGULAR SEASON

MOST POINTS

JAROME IGINLA
73

MOST GOALS

JAROME IGINLA
41

MOST ASSISTS

CRAIG CONROY
39

MOST PENALTY
MINUTES

CHRIS SIMON
250

MOST WINS GOALIE

MIKKA KIPRUSOFF
24

TROPHIES/AWARDS

RALPH T. SCURFIELD
HUMANITARIAN
AWARD

MARTIN GELINAS

MOLSON CUP

JAROME IGINLA

MAURICE "ROCKET"
RICHARD TROPHY

JAROME IGINLA
(TIE)

NHL 2ND ALL-STAR

JAROME IGINLA

KING CLANCY
AWARD

JAROME IGINLA

NHL FOUNDATION
AWARD

JAROME IGINLA

PLAYOFFS

MOST POINTS

JAROME IGINLA
22

MOST GOALS

JAROME IGINLA
13

MOST ASSISTS

CRAIG CONROY
11

MOST PENALTY
MINUTES

CHRIS SIMON
74

2002-03

DARRYL SUTTER RETURNS TO HIS ALBERTA ROOTS

COACH	REGULAR SEASON									PLAYOFFS				
	GP	W	L	T	OTL	PTS	GF	GA	GP	W	L	GF	GA	
Greg Gilbert/Al MacNeil/Darryl Sutter	82	29	36	13	4	75	186	228	-	-	-	-	-	

Regular Season: 5th Northwest Division, 22nd overall.

		REGULAR SEASON					PLAYOFFS					
PLAYER		GP	G	A	PTS	PIM	GP	G	A	PTS	PIM	
REGULAR SEASON	Jarome Iginla	75	35	32	67	49	-	-	-	-	-	
	Craig Conroy	79	22	37	59	36	-	-	-	-	-	
	Chris Drury	80	23	30	53	33	-	-	-	-	-	
	Martin Gelnas	81	21	31	52	51	-	-	-	-	-	
	Toni Lydman	81	6	20	26	28	-	-	-	-	-	
	Stephane Yelle	82	10	15	25	50	-	-	-	-	-	
	Oleg Saprykin	52	8	15	23	46	-	-	-	-	-	
	Chris Clark	81	10	12	22	126	-	-	-	-	-	
	Dave Lowry	34	5	14	19	22	-	-	-	-	-	
	Dean McAmmond	-	-	-	-	-	-	-	-	-	-	
	COL	41	10	8	18	10	-	-	-	-	-	
	TOTALS	41	10	8	18	10	-	-	-	-	-	
MOST POINTS JAROME IGINLA 67	Bob Boughner	69	3	14	17	126	-	-	-	-	-	
	Jordan Leopold	58	4	10	14	12	-	-	-	-	-	
	Shean Donovan	PIT	52	4	5	9	30	-	-	-	-	-
		CGY	13	1	2	3	7	-	-	-	-	-
		TOTALS	65	5	7	12	37	-	-	-	-	-
	Denis Gauthier	72	1	11	12	99	-	-	-	-	-	
	Robyn Regehr	76	0	12	12	87	-	-	-	-	-	
	Scott Nichol	68	5	5	10	149	-	-	-	-	-	
	Blake Sloan	67	2	8	10	28	-	-	-	-	-	
	Petr Buzek	44	3	5	8	14	-	-	-	-	-	
MOST GOALS JAROME IGINLA 35	Andrew Ference	PIT	22	1	3	4	36	-	-	-	-	-
		CGY	16	0	4	4	6	-	-	-	-	-
		TOTALS	38	1	7	8	42	-	-	-	-	-
	Chuck Kobasew	23	4	2	6	8	-	-	-	-	-	
	Craig Berube	55	2	4	6	100	-	-	-	-	-	
	Steve Begin	50	3	1	4	51	-	-	-	-	-	
	Blair Betts	9	1	3	4	0	-	-	-	-	-	
	Steve Montador	50	1	1	2	114	-	-	-	-	-	
	Mike Commodore	6	0	1	1	19	-	-	-	-	-	
	Ladislav Kohn	3	0	1	1	2	-	-	-	-	-	
MOST ASSISTS CRAIG CONROY 37	Mike Mottau	4	0	0	0	0	-	-	-	-	-	
	Rick Mrozik	2	0	0	0	0	-	-	-	-	-	
	Robert Dome	1	0	0	0	0	-	-	-	-	-	
	BENCH	82	0	0	0	22	-	-	-	-	-	
	TRADED PLAYERS	145	16	21	37	78	-	-	-	-	-	
	TOTALS	82	186	315	501	1391	-	-	-	-	-	
MOST PENALTY MINUTES SCOTT NICHOL 149	Chuck Kobasew	23	4	2	6	8	-	-	-	-	-	
	Craig Berube	55	2	4	6	100	-	-	-	-	-	
	Steve Begin	50	3	1	4	51	-	-	-	-	-	
	Blair Betts	9	1	3	4	0	-	-	-	-	-	
	Steve Montador	50	1	1	2	114	-	-	-	-	-	
	Mike Commodore	6	0	1	1	19	-	-	-	-	-	
	Ladislav Kohn	3	0	1	1	2	-	-	-	-	-	
	Mike Mottau	4	0	0	0	0	-	-	-	-	-	
	Rick Mrozik	2	0	0	0	0	-	-	-	-	-	
	Robert Dome	1	0	0	0	0	-	-	-	-	-	
MOST WINS GOALIE ROMAN TUREK 27	BENCH	82	0	0	0	22	-	-	-	-	-	
	TRADED PLAYERS	145	16	21	37	78	-	-	-	-	-	
	TOTALS	82	186	315	501	1391	-	-	-	-	-	
TROPHIES/AWARDS RALPH T. SCURFIELD HUMANITARIAN AWARD DENIS GAUTHIER	Chuck Kobasew	23	4	2	6	8	-	-	-	-	-	
	Craig Berube	55	2	4	6	100	-	-	-	-	-	
	Steve Begin	50	3	1	4	51	-	-	-	-	-	
	Blair Betts	9	1	3	4	0	-	-	-	-	-	
	Steve Montador	50	1	1	2	114	-	-	-	-	-	
	Mike Commodore	6	0	1	1	19	-	-	-	-	-	
	Ladislav Kohn	3	0	1	1	2	-	-	-	-	-	
	Mike Mottau	4	0	0	0	0	-	-	-	-	-	
	Rick Mrozik	2	0	0	0	0	-	-	-	-	-	
	Robert Dome	1	0	0	0	0	-	-	-	-	-	
MOLSON CUP JAROME IGINLA	BENCH	82	0	0	0	22	-	-	-	-	-	
	TRADED PLAYERS	145	16	21	37	78	-	-	-	-	-	
	TOTALS	82	186	315	501	1391	-	-	-	-	-	

GOALTENDER	GP	MP	GA	GAA	W-L-OTL	SO	EN	GP	MP	GA	GAA	W-L	SO	EN
Roman Turek	65	3822	164	2.57	27-29-9	4	4	-	-	-	-	-	-	-
Jamie McLennan	22	1165	58	2.99	2-11-4	0	2	-	-	-	-	-	-	-
TOTALS	82	5012	228	2.73	29-40-13	4	6	-	-	-	-	-	-	-

2001-02

JAROME IGINLA CAPTURES ART ROSS AND "ROCKET" RICHARD TROPHIES

COACH	REGULAR SEASON								PLAYOFFS				
	GP	W	L	T	OTL	PTS	GF	GA	GP	W	L	GF	GA
Greg Gilbert	82	32	35	12	3	79	201	220	-	-	-	-	-

Regular Season: 4th Northwest Division, 22nd overall.

PLAYER	REGULAR SEASON						PLAYOFFS				
	GP	G	A	PTS	PIM		GP	G	A	PTS	PIM
Jarome Iginla	82	52	44	96	77		-	-	-	-	-
Craig Conroy	81	27	48	75	32		-	-	-	-	-
Dean McAmmond	73	21	30	51	60		-	-	-	-	-
Derek Morris	61	4	30	34	88		-	-	-	-	-
Marc Savard	56	14	19	33	48		-	-	-	-	-
Toni Lydman	79	6	22	28	52		-	-	-	-	-
Igor Kravchuk	78	4	22	26	19		-	-	-	-	-
Rob Niedermayer	57	6	14	20	49		-	-	-	-	-
Clarke Wilm	66	4	14	18	61		-	-	-	-	-
Chris Clark	64	10	7	17	79		-	-	-	-	-
Scott Nichol	60	8	9	17	107		-	-	-	-	-
Jamie Wright	44	4	12	16	20		-	-	-	-	-
Dave Lowry	62	7	6	13	51		-	-	-	-	-
Denis Gauthier	66	5	8	13	91		-	-	-	-	-
Steve Begin	51	7	5	12	79		-	-	-	-	-
Ronald Petrovicky	77	5	7	12	85		-	-	-	-	-
Blake Sloan	CBJ	60	2	7	9	46	-	-	-	-	-
	CGY	7	0	2	2	4	-	-	-	-	-
TOTALS	67	2	9	11	50		-	-	-	-	-
Robyn Regehr	77	2	6	8	93		-	-	-	-	-
Jeff Shantz	40	3	3	6	23		-	-	-	-	-
Bob Boughner	79	2	4	6	170		-	-	-	-	-
Roman Turek	69	0	5	5	4		-	-	-	-	-
Craig Berube	66	3	1	4	164		-	-	-	-	-
Petr Buzek	ATL	9	0	0	0	13	-	-	-	-	-
	CGY	32	1	3	4	14	-	-	-	-	-
TOTALS	41	1	3	4	27		-	-	-	-	-
Steve Montador	11	1	2	3	26		-	-	-	-	-
Mike Vernon	18	0	3	3	0		-	-	-	-	-
Jason Botterill	4	1	0	1	2		-	-	-	-	-
Blair Betts	6	1	0	1	2		-	-	-	-	-
Kay Whitmore	1	0	0	0	0		-	-	-	-	-
Dallas Eakins	3	0	0	0	4		-	-	-	-	-
Alan Letang	2	0	0	0	0		-	-	-	-	-
Ryan Christie	2	0	0	0	0		-	-	-	-	-
Oleg Saprykin	3	0	0	0	0		-	-	-	-	-
Micki DuPont	2	0	0	0	2		-	-	-	-	-
BENCH	82	0	0	0	12		-	-	-	-	-
TRADED PLAYERS	84	3	5	8	68		-	-	-	-	-
TOTALS	82	201	331	532	1586		-	-	-	-	-

GOALTENDER	GP	MP	GA	GAA	W-L-OTL	SO	EN	GP	MP	GA	GAA	W-L	SO	EN
Roman Turek	69	4081	172	2.53	30-28-11	5	6	-	-	-	-	-	-	-
Michael Vernon	18	825	38	2.73	2-9-1	1	1	-	-	-	-	-	-	-
Kay Whitmore	1	58	3	3.10	0-1-0	0	0	-	-	-	-	-	-	-
TOTALS	82	4990	220	2.65	32-38-12	7	7	-	-	-	-	-	-	-

REGULAR SEASON

MOST POINTS

JAROME IGINLA
96

MOST GOALS

JAROME IGINLA
52

MOST ASSISTS

CRAIG CONROY
48

MOST PENALTY MINUTES

BOB BOUGHNER
170

MOST WINS GOALIE

ROMAN TUREK
30

TROPHIES/AWARDS

RALPH T. SCURFIELD HUMANITARIAN AWARD

JAROME IGINLA

MOLSON CUP

JAROME IGINLA

NHL 1ST ALL-STAR

JAROME IGINLA

ART ROSS TROPHY

JAROME IGINLA

MAURICE "ROCKET" RICHARD TROPHY

JAROME IGINLA

LESTER B. PEARSON AWARD

JAROME IGINLA

2000-01

JAROME IGINLA LEADS FLAMES WITH 71 POINTS

COACH	REGULAR SEASON								PLAYOFFS				
	GP	W	L	T	OTL	PTS	GF	GA	GP	W	L	GF	GA
Don Hay / Greg Gilbert	82	27	36	15	4	73	197	236	-	-	-	-	-

Regular Season: 4th Northwest Division, 20th overall.

REGULAR SEASON	PLAYER	REGULAR SEASON					PLAYOFFS								
		GP	G	A	PTS	PIM	GP	G	A	PTS	PIM				
MOST POINTS JAROME IGINLA 71	Jarome Iginla	77	31	40	71	62	-	-	-	-	-				
	Marc Savard	77	23	42	65	46	-	-	-	-	-				
	Valeri Bure	78	27	28	55	26	-	-	-	-	-				
	Dave Lowry	79	18	17	35	47	-	-	-	-	-				
	Phil Housley	69	4	30	34	24	-	-	-	-	-				
	Craig Conroy	STL	69	11	14	25	46	-	-	-	-	-			
	CGY	14	3	4	7	14	-	-	-	-	-				
	TOTALS	83	14	18	32	60	-	-	-	-	-				
	Derek Morris	51	5	23	28	56	-	-	-	-	-				
	Oleg Saprykin	59	9	14	23	43	-	-	-	-	-				
MOST GOALS JAROME IGINLA 31	Jeff Shantz	73	5	15	20	58	-	-	-	-	-				
	Tommy Albelin	77	1	19	20	22	-	-	-	-	-				
	Toni Lydman	62	3	16	19	30	-	-	-	-	-				
	Jason Wiemer	65	10	5	15	177	-	-	-	-	-				
	Clarke Wilm	81	7	8	15	69	-	-	-	-	-				
	Igor Kravchuk	OTT	15	1	5	6	14	-	-	-	-	-			
	CGY	37	0	8	8	4	-	-	-	-	-				
	TOTALS	52	1	13	14	18	-	-	-	-	-				
	Jeff Cowan	51	9	4	13	74	-	-	-	-	-				
	Daniel Tkaczuk	19	4	7	11	14	-	-	-	-	-				
MOST PENALTY MINUTES JASON WIEMER 177	Ronald Petrovicky	30	4	5	9	54	-	-	-	-	-				
	Denis Gauthier	62	2	6	8	78	-	-	-	-	-				
	Chris Clark	29	5	1	6	38	-	-	-	-	-				
	Brad Werenka	33	1	4	5	16	-	-	-	-	-				
	Robyn Regehr	71	1	3	4	70	-	-	-	-	-				
	Dwayne Hay	49	1	3	4	16	-	-	-	-	-				
	Ron Sutter	21	1	3	4	12	-	-	-	-	-				
	Benoit Gratton	14	1	3	4	14	-	-	-	-	-				
	Steve Smith	13	0	2	2	17	-	-	-	-	-				
	Dallas Eakins	17	0	1	1	11	-	-	-	-	-				
MOST WINS GOALIE FRED BRATHWAITE 15	Mike Vernon	41	0	1	1	16	-	-	-	-	-				
	Fred Brathwaite	49	0	1	1	2	-	-	-	-	-				
	Martin Brochu	0	0	0	0	0	-	-	-	-	-				
	Niklas Andersson	11	0	1	1	4	-	-	-	-	-				
	Marty Murray	7	0	0	0	0	-	-	-	-	-				
	Rico Fata	5	0	0	0	6	-	-	-	-	-				
	Steve Begin	4	0	0	0	21	-	-	-	-	-				
	TRADED PLAYERS	141	22	33	55	221	-	-	-	-	-				
	TOTALS	82	197	347	544	1376	-	-	-	-	-				
	TROPHIES/AWARDS	GOALTENDER	GP	MP	GA	GAA	W-L-OTL	SO	EN	GP	MP	GA	GAA	W-L	SO
Fred Brathwaite		49	2742	106	2.32	15-17-10	5	6	-	-	-	-	-	-	-
Michael Vernon		41	2246	121	3.23	12-23-5	3	3	-	-	-	-	-	-	-
TOTALS		82	5009	236	2.83	27-40-15	8	9	-	-	-	-	-	-	-
RALPH T. SCURFIELD HUMANITARIAN AWARD JAROME IGINLA															
MOLSON CUP JAROME IGINLA															

1999-00

VALERI BURE LEADS FLAMES WITH 75 POINTS

COACH	REGULAR SEASON								PLAYOFFS				
	GP	W	L	T	OTL	PTS	GF	GA	GP	W	L	GF	GA
Brian Sutter	82	31	41	10	5	77	211	256	-	-	-	-	-

Regular Season: 4th Northwest Division, 22nd overall.

PLAYER	REGULAR SEASON						PLAYOFFS				
	GP	G	A	PTS	PIM		GP	G	A	PTS	PIM
Valeri Bure	82	35	40	75	50		-	-	-	-	-
Jarome Iginla	77	29	34	63	26		-	-	-	-	-
Phil Housley	78	11	44	55	24		-	-	-	-	-
Marc Savard	78	22	31	53	56		-	-	-	-	-
Derek Morris	78	9	29	38	80		-	-	-	-	-
Sergei Krivokrasov	NSH 63	9	17	26	40		-	-	-	-	-
	CGY 12	1	10	11	4		-	-	-	-	-
TOTALS	75	10	27	37	44		-	-	-	-	-
Andrei Nazarov	76	10	22	32	78		-	-	-	-	-
Jeff Shantz	74	13	18	31	30		-	-	-	-	-
Darryl Shannon	ATL 49	5	13	18	65		-	-	-	-	-
	CGY 27	1	8	9	22		-	-	-	-	-
TOTALS	76	6	21	27	87		-	-	-	-	-
Jason Wiemer	64	11	11	22	120		-	-	-	-	-
Clarke Wilm	78	10	12	22	67		-	-	-	-	-
Cory Stillman	37	12	9	21	12		-	-	-	-	-
Bill Lindsay	80	8	12	20	86		-	-	-	-	-
Martin St. Louis	56	3	15	18	22		-	-	-	-	-
Andreas Johansson	TBL 12	2	3	5	8		-	-	-	-	-
	CGY 28	3	7	10	14		-	-	-	-	-
TOTALS	40	5	10	15	22		-	-	-	-	-
Brad Werenka	PIT 61	3	8	11	69		-	-	-	-	-
	CGY 12	1	1	2	21		-	-	-	-	-
TOTALS	73	4	9	13	90		-	-	-	-	-
Robyn Regehr	57	5	7	12	46		-	-	-	-	-
Tommy Albelin	41	4	6	10	12		-	-	-	-	-
Bobby Dollas	OTT 1	0	0	0	0		-	-	-	-	-
	CGY 49	3	7	10	28		-	-	-	-	-
TOTALS	50	3	7	10	28		-	-	-	-	-
Marc Bureau	PHI 54	2	2	4	10		-	-	-	-	-
	CGY 9	1	3	4	2		-	-	-	-	-
TOTALS	63	3	5	8	12		-	-	-	-	-
Jeff Cowan	13	4	1	5	16		-	-	-	-	-
Jason Botterill	ATL 25	1	4	5	17		-	-	-	-	-
	CGY 2	0	0	0	0		-	-	-	-	-
TOTALS	27	1	4	5	17		-	-	-	-	-
Steve Smith	20	0	4	4	42		-	-	-	-	-
Sergei Varlamov	7	3	0	3	0		-	-	-	-	-
Steve Begin	13	1	1	2	18		-	-	-	-	-
Denis Gauthier	39	1	1	2	50		-	-	-	-	-
Benoit Gratton	10	0	2	2	10		-	-	-	-	-
Wade Belak	40	0	2	2	122		-	-	-	-	-
Stewart Malgunas	4	0	1	1	2		-	-	-	-	-
Oleg Saprykin	4	0	1	1	2		-	-	-	-	-
Chris Clark	22	0	1	1	14		-	-	-	-	-
Steve Dubinsky	23	0	1	1	4		-	-	-	-	-
Lee Sorochnan	1	0	0	0	0		-	-	-	-	-
Dave Roche	2	0	0	0	5		-	-	-	-	-
Rico Fata	2	0	0	0	0		-	-	-	-	-
Darrel Scoville	6	0	0	0	2		-	-	-	-	-
J-S Giguere	7	0	0	0	2		-	-	-	-	-
Eric Charron	21	0	0	0	37		-	-	-	-	-
Grant Fuhr	23	0	0	0	2		-	-	-	-	-
Fred Brathwaite	61	0	0	0	4		-	-	-	-	-
BENCH	153	10	29	39	135		-	-	-	-	-
TOTALS	82	211	370	581	1267		-	-	-	-	-

REGULAR SEASON

MOST POINTS

VALERI BURE
75

MOST GOALS

VALERI BURE
35

MOST ASSISTS

PHIL HOUSLEY
44

MOST PENALTY MINUTES

WADE BELAK
122

MOST WINS GOALIE

FRED BRATHWAITE
25

TROPHIES/AWARDS

RALPH T. SCURFIELD
HUMANITARIAN
AWARD

ROBYN REGEHR

MOLSON CUP

FRED BRATHWAITE

GOALTENDER	GP	MP	GA	GAA	W-L-OTL	SO	EN	GP	MP	GA	GAA	W-L	SO	EN
J-S Giguere	7	330	15	2.73	1-3-1	0	1	-	-	-	-	-	-	-
Fred Brathwaite	61	3448	158	2.75	25-25-7	5	3	-	-	-	-	-	-	-
Grant Fuhr	23	1205	77	3.83	5-13-2	0	2	-	-	-	-	-	-	-
TOTALS	82	5007	256	3.07	31-41-10	5	6	-	-	-	-	-	-	-

1998-99

CORY STILLMAN LEADS FLAMES WITH 57 POINTS

COACH	REGULAR SEASON							PLAYOFFS				
	GP	W	L	T	PTS	GF	GA	GP	W	L	GF	GA
Brian Sutter	82	30	40	12	72	211	234	-	-	-	-	-

Regular Season: 3rd Northwest Division, 20th overall.

REGULAR SEASON

MOST POINTS

CORY STILLMAN
57

MOST GOALS

JAROME IGINLA
28

MOST ASSISTS

PHIL HOUSLEY
43

MOST PENALTY MINUTES

JASON WIEMER
177

MOST WINS GOALIE

FRED BRATHWAITE
11

TROPHIES/AWARDS

RALPH T. SCURFIELD
HUMANITARIAN
AWARD

ED WARD

MOLSON CUP

FRED BRATHWAITE

PLAYER	REGULAR SEASON					PLAYOFFS				
	GP	G	A	PTS	PIM	GP	G	A	PTS	PIM
Cory Stillman	76	27	30	57	38	-	-	-	-	-
Phil Housley	79	11	43	54	52	-	-	-	-	-
Valeri Bure	80	26	27	53	22	-	-	-	-	-
Jarome Iginla	82	28	23	51	58	-	-	-	-	-
Andrew Cassels	70	12	25	37	18	-	-	-	-	-
Derek Morris	71	7	27	34	73	-	-	-	-	-
Rene Corbet	COL	53	8	14	22	58	-	-	-	-
	CGY	20	5	4	9	10	-	-	-	-
TOTALS	73	13	18	31	68	-	-	-	-	-
Jeff Shantz	CHI	7	1	0	1	4	-	-	-	-
	CGY	69	12	17	29	40	-	-	-	-
TOTALS	76	13	17	30	44	-	-	-	-	-
Jason Wiemer	78	8	13	21	177	-	-	-	-	-
Clarke Wilm	78	10	8	18	53	-	-	-	-	-
Andrei Nazarov	TBL	26	2	0	2	43	-	-	-	-
	CGY	36	5	9	14	30	-	-	-	-
TOTALS	62	7	9	16	73	-	-	-	-	-
Steve Smith	69	1	14	15	80	-	-	-	-	-
Steve Dubinsky	CHI	1	0	0	0	0	-	-	-	-
	CGY	61	4	10	14	0	-	-	-	-
TOTALS	62	4	10	14	14	-	-	-	-	-
Cale Hulse	73	3	9	12	117	-	-	-	-	-
Hnat Domenichelli	23	5	5	10	11	-	-	-	-	-
Todd Simpson	73	2	8	10	151	-	-	-	-	-
Ed Ward	68	3	5	8	67	-	-	-	-	-
Denis Gauthier	55	3	4	7	68	-	-	-	-	-
Dave Roche	36	3	3	6	44	-	-	-	-	-
Tommy Albelin	60	1	5	6	8	-	-	-	-	-
Bob Bassen	41	1	2	3	35	-	-	-	-	-
Tom Chorske	NYI	2	0	1	1	2	-	-	-	-
	WSH	17	0	2	2	4	-	-	-	-
	CGY	7	0	0	0	2	-	-	-	-
TOTALS	26	0	3	3	8	-	-	-	-	-
Martin St. Louis	13	1	1	2	10	-	-	-	-	-
Fred Brathwaite	28	0	2	2	2	-	-	-	-	-
Eric Landry	3	0	1	1	0	-	-	-	-	-
Tyler Moss	11	0	1	1	0	-	-	-	-	-
Eric Charron	12	0	1	1	14	-	-	-	-	-
J-S Giguere	15	0	1	1	4	-	-	-	-	-
Rico Fata	20	0	1	1	4	-	-	-	-	-
Ken Wregget	27	0	1	1	8	-	-	-	-	-
Wade Belak	COL	22	0	0	0	71	-	-	-	-
	CGY	9	0	1	1	23	-	-	-	-
TOTALS	31	0	1	1	94	-	-	-	-	-
Lee Sorochan	2	0	0	0	0	-	-	-	-	-
Rocky Thompson	3	0	0	0	25	-	-	-	-	-
Tyrone Garner	3	0	0	0	0	-	-	-	-	-
Andrei Trefilov	CHI	1	0	0	0	0	-	-	-	-
	CGY	4	0	0	0	0	-	-	-	-
TOTALS	5	0	0	0	0	-	-	-	-	-
BENCH	109	33	47	80	123	-	-	-	-	-
TOTALS	82	211	348	559	1367	-	-	-	-	-

GOALTENDER	GP	MP	GA	GAA	W-L-OTL	SO	EN	GP	MP	GA	GAA	W-L	SO	EN
Fred Brathwaite	28	1663	68	2.45	11-9-7	1	3	-	-	-	-	-	-	-
Tyler Moss	11	550	23	2.51	3-7-0	0	0	-	-	-	-	-	-	-
Ken Wregget	27	1590	67	2.53	10-12-4	1	2	-	-	-	-	-	-	-
J-S Giguere	15	860	46	3.21	6-7-1	0	2	-	-	-	-	-	-	-
Andrei Trefilov	CHI	1	25	4	9.60	0-1-0	0	0	-	-	-	-	-	-
	CGY	4	162	11	4.07	0-3-0	0	0	-	-	-	-	-	-
TOTALS	5	187	15	4.81	0-4-0	0	0	-	-	-	-	-	-	-
Tyrone Garner	3	139	12	5.18	0-2-0	0	0	-	-	-	-	-	-	-
TOTALS	82	4990	234	2.81	30-40-12	2	7	-	-	-	-	-	-	-

1997-98

BRIAN SUTTER RETURNS HOME TO ALBERTA TO COACH THE CALGARY FLAMES

COACH	REGULAR SEASON							PLAYOFFS				
	GP	W	L	T	PTS	GF	GA	GP	W	L	GF	GA
Brian Sutter	82	26	41	15	67	217	252	-	-	-	-	-

Regular Season: 5th Pacific Division, 22nd overall.

PLAYER	REGULAR SEASON						PLAYOFFS					
	GP	G	A	PTS	PIM		GP	G	A	PTS	PIM	
Theoren Fleury	82	27	51	78	197		-	-	-	-	-	
Cory Stillman	72	27	22	49	40		-	-	-	-	-	
Marty McInnis	75	19	25	44	34		-	-	-	-	-	
Andrew Cassels	81	17	27	44	32		-	-	-	-	-	
German Titov	68	18	22	40	38		-	-	-	-	-	
Valeri Bure	MTL	50	7	22	29	33	-	-	-	-	-	
	CGY	16	5	4	9	2	-	-	-	-	-	
TOTALS	66	12	26	38	35		-	-	-	-	-	
Michael Nylander	65	13	23	36	24		-	-	-	-	-	
Jarome Iginla	70	13	19	32	29		-	-	-	-	-	
Derek Morris	82	9	20	29	88		-	-	-	-	-	
Cale Hulse	79	5	22	27	169		-	-	-	-	-	
Jason Wiemer	TBL	67	8	9	17	132	-	-	-	-	-	
	CGY	12	4	1	5	28	-	-	-	-	-	
TOTALS	79	12	10	22	160		-	-	-	-	-	
Tommy Albelin	69	2	17	19	32		-	-	-	-	-	
James Patrick	60	6	11	17	26		-	-	-	-	-	
Hnat Domenichelli	31	9	7	16	6		-	-	-	-	-	
Jim Dowd	48	6	8	14	12		-	-	-	-	-	
Joel Bouchard	44	5	7	12	57		-	-	-	-	-	
Jamie Allison	43	3	8	11	104		-	-	-	-	-	
Ed Ward	64	4	5	9	122		-	-	-	-	-	
Chris Dingman	70	3	3	6	149		-	-	-	-	-	
Todd Simpson	53	1	5	6	109		-	-	-	-	-	
Aaron Gavey	26	2	3	5	24		-	-	-	-	-	
Dwayne Roloson	39	0	4	4	10		-	-	-	-	-	
Erik Andersson	12	2	1	3	8		-	-	-	-	-	
Chris O'Sullivan	12	0	2	2	10		-	-	-	-	-	
Eric Landry	12	1	0	1	4		-	-	-	-	-	
Ladislav Kohn	4	0	1	1	0		-	-	-	-	-	
Todd Hlushko	13	0	1	1	27		-	-	-	-	-	
Kevin Dahl	19	0	1	1	6		-	-	-	-	-	
Rick Tabaracci	42	0	1	1	14		-	-	-	-	-	
Sergei Varlamov	1	0	0	0	0		-	-	-	-	-	
Eric Charron	2	0	0	0	4		-	-	-	-	-	
Marty Murray	2	0	0	0	2		-	-	-	-	-	
Travis Brigley	2	0	0	0	2		-	-	-	-	-	
Steve Begin	5	0	0	0	23		-	-	-	-	-	
Tyler Moss	6	0	0	0	0		-	-	-	-	-	
Denis Gauthier	10	0	0	0	16		-	-	-	-	-	
Rocky Thompson	12	0	0	0	61		-	-	-	-	-	
Mike Peluso	23	0	0	0	113		-	-	-	-	-	
TRADED PLAYERS	137	16	20	36	227		-	-	-	-	-	
BENCH	-	-	-	-	10		-	-	-	-	-	
TOTALS	82	217	341	558	1859		-	-	-	-	-	

REGULAR SEASON

MOST POINTS

THEOREN FLEURY
78

MOST GOALS

THEOREN FLEURY
CORY STILLMAN
27

MOST ASSISTS

THEOREN FLEURY
51

MOST PENALTY MINUTES

THEOREN FLEURY
197

MOST WINS GOALIE

RICK TABARACCI
13

TROPHIES/AWARDS

NHL ROOKIE

ALL-STAR
DEREK MORRIS

RALPH T. SCURFIELD

HUMANITARIAN
AWARD
ED WARD

MOLSON CUP

THEOREN FLEURY

GOALTENDER	GP	MP	GA	GAA	W-L-OTL	SO	EN	GP	MP	GA	GAA	W-L	SO	EN
Rick Tabaracci	42	2419	116	2.88	13-22-6	0	2	-	-	-	-	-	-	-
Dwayne Roloson	39	2205	110	2.99	11-16-8	0	4	-	-	-	-	-	-	-
Tyler Moss	6	367	20	3.27	2-3-1	0	0	-	-	-	-	-	-	-
TOTALS	82	5016	252	3.01	26-41-15	0	6	-	-	-	-	-	-	-

1996-97

IGINLA LEADS ALL NHL ROOKIES WITH 50 POINTS

COACH	REGULAR SEASON							PLAYOFFS				
	GP	W	L	T	PTS	GF	GA	GP	W	L	GF	GA
Pierre Page	82	32	41	9	73	214	239	-	-	-	-	-

Regular Season: 5th Pacific Division, 21st overall.

REGULAR SEASON

MOST POINTS

THEOREN FLEURY
67

MOST GOALS

THEOREN FLEURY
29

MOST ASSISTS

THEOREN FLEURY
38

MOST PENALTY

MINUTES

TODD SIMPSON
208

MOST WINS GOALIE

TREVOR KIDD
21

TROPHIES/AWARDS

NHL ROOKIE

ALL-STAR

JAROME IGINLA

RALPH T. SCURFIELD

HUMANITARIAN

AWARD

MIKE SULLIVAN

MOLSON CUP

TREVOR KIDD

PLAYER	REGULAR SEASON					PLAYOFFS				
	GP	G	A	PTS	PIM	GP	G	A	PTS	PIM
Theoren Fleury	81	29	38	67	104	-	-	-	-	-
Dave Gagner	82	27	33	60	48	-	-	-	-	-
German Titov	79	22	30	52	36	-	-	-	-	-
Jarome Iginla	82	21	29	50	37	-	-	-	-	-
Marty McInnis	NYI	70	20	22	42	20	-	-	-	-
	CGY	10	3	4	7	2	-	-	-	-
TOTALS	80	23	26	49	22	-	-	-	-	-
Jonas Hoglund	68	19	16	35	12	-	-	-	-	-
Corey Millen	61	11	15	26	32	-	-	-	-	-
Cory Stillman	58	6	20	26	14	-	-	-	-	-
Aaron Gavey	TBL	16	1	2	3	12	-	-	-	-
	CGY	41	7	9	16	34	-	-	-	-
TOTALS	57	8	11	19	46	-	-	-	-	-
Todd Hlushko	58	7	11	18	49	-	-	-	-	-
Ron Stern	79	7	10	17	157	-	-	-	-	-
Yves Racine	46	1	15	16	24	-	-	-	-	-
Tommy Albelin	72	4	11	15	14	-	-	-	-	-
Todd Simpson	82	1	13	14	208	-	-	-	-	-
Ed Ward	40	5	8	13	49	-	-	-	-	-
Mike Sullivan	67	5	6	11	10	-	-	-	-	-
Glen Featherstone	HFD	41	2	5	7	87	-	-	-	-
	CGY	13	1	3	4	19	-	-	-	-
TOTALS	54	3	8	11	106	-	-	-	-	-
Chris O'Sullivan	27	2	8	10	2	-	-	-	-	-
Joel Bouchard	76	4	5	9	49	-	-	-	-	-
Sandy McCarthy	33	3	5	8	113	-	-	-	-	-
Cale Hulse	63	1	6	7	91	-	-	-	-	-
Hnat Domenichelli	HFD	13	2	1	3	7	-	-	-	-
	CGY	10	1	2	3	2	-	-	-	-
TOTALS	23	3	3	6	9	-	-	-	-	-
James Patrick	19	3	1	4	6	-	-	-	-	-
Dale McTavish	9	1	2	3	2	-	-	-	-	-
Trevor Kidd	55	0	2	2	16	-	-	-	-	-
Sami Helenius	3	0	1	1	0	-	-	-	-	-
Sasha Lakovic	19	0	1	1	54	-	-	-	-	-
Paxton Schulte	1	0	0	0	2	-	-	-	-	-
Zarley Zalapski	2	0	0	0	0	-	-	-	-	-
Marty Murray	2	0	0	0	4	-	-	-	-	-
Marko Jantunen	3	0	0	0	0	-	-	-	-	-
Rick Tabaracci	7	0	0	0	0	-	-	-	-	-
Jamie Allison	20	0	0	0	35	-	-	-	-	-
Dwayne Roloson	31	0	0	0	2	-	-	-	-	-
TRADED PLAYERS	170	23	42	65	201	-	-	-	-	-
BENCH	-	-	-	-	16	-	-	-	-	-
TOTALS	82	241	383	624	1524	-	-	-	-	-

GOALTENDER	GP	MP	GA	GAA	W-L-OTL	SO	EN	GP	MP	GA	GAA	W-L	SO	EN
Rick Tabaracci	7	361	14	2.33	2-4-0	1	0	-	-	-	-	-	-	-
Trevor Kidd	55	2979	141	2.84	21-23-6	4	4	-	-	-	-	-	-	-
Dwayne Roloson	31	1618	78	2.89	9-14-3	1	4	-	-	-	-	-	-	-
TOTALS	82	1618	78	2.89	32-41-9	6	8	-	-	-	-	-	-	-

PAGE RETURNS TO CALGARY, ROBERTS WINS MASTERTON

COACH	REGULAR SEASON							PLAYOFFS				
	GP	W	L	T	PTS	GF	GA	GP	W	L	GF	GA
Pierre Page	82	34	37	11	79	241	240	4	0	4	7	16

Regular Season: Tied 2nd Pacific Division, tied 15th overall. Playoffs: Western Conference Quarter-Finals – lost to Chicago 4-0.

PLAYER	REGULAR SEASON						PLAYOFFS					
	GP	G	A	PTS	PIM		GP	G	A	PTS	PIM	
Theoren Fleury	80	46	50	96	112		4	2	1	3	14	
German Titov	82	28	39	67	24		4	0	2	2	0	
Michael Nylander	73	17	38	55	20		4	0	0	0	0	
Phil Housley	59	16	36	52	22		-	-	-	-	-	
Gary Roberts	35	22	20	42	78		-	-	-	-	-	
Cory Stillman	74	16	19	35	41		2	1	1	2	0	
James Patrick	80	3	32	35	30		4	0	0	0	2	
Steve Chiasson	76	8	25	33	62		4	2	1	3	0	
Zarley Zalapski	80	12	17	29	115		4	0	1	1	10	
Mike Sullivan	81	9	12	21	24		4	0	0	0	0	
Corey Millen	13	3	4	7	8		-	-	-	-	-	
DAL	31	4	10	14	10		-	-	-	-	-	
CGY	31	4	10	14	10		-	-	-	-	-	
TOTALS	44	7	14	21	18		-	-	-	-	-	
Sandy McCarthy	75	9	7	16	173		4	0	0	0	10	
Pavel Torgaev	41	6	10	16	14		1	0	0	0	0	
Ron Stern	52	10	5	15	111		4	0	2	2	8	
Paul Kruse	75	3	12	15	145		3	0	0	0	4	
Dean Evason	67	7	7	14	38		3	0	1	1	0	
Bob Sweeney	66	6	6	12	59		-	-	-	-	-	
NYI	6	1	1	2	6		2	0	0	0	0	
CGY	6	1	1	2	6		2	0	0	0	0	
TOTALS	72	7	7	14	65		2	0	0	0	0	
Tommy Albelin	53	1	12	13	14		-	-	-	-	-	
CGY	20	0	1	1	4		4	0	0	0	0	
TOTALS	73	1	13	14	18		4	0	0	0	0	
Jocelyn Lemieux	29	1	2	3	31		-	-	-	-	-	
NJD	18	0	1	1	4		-	-	-	-	-	
CGY	20	4	4	8	10		4	0	0	0	0	
TOTALS	67	5	7	12	45		4	0	0	0	0	
Jamie Huscroft	70	3	9	12	162		4	0	1	1	4	
Sheldon Kennedy	41	3	7	10	36		3	1	0	1	2	
Claude Lapointe	3	0	0	0	0		-	-	-	-	-	
COL	32	4	5	9	20		2	0	0	0	0	
CGY	32	4	5	9	20		2	0	0	0	0	
TOTALS	35	4	5	9	20		2	0	0	0	0	
Ed Ward	41	3	5	8	44		-	-	-	-	-	
Marty Murray	15	3	3	6	0		-	-	-	-	-	
Yves Sarault	14	0	0	0	4		-	-	-	-	-	
MTL	11	2	1	3	4		-	-	-	-	-	
CGY	11	2	1	3	4		-	-	-	-	-	
TOTALS	25	2	1	3	8		-	-	-	-	-	
Trent Yawney	69	0	3	3	88		4	0	0	0	2	
Kevin Dahl	32	1	1	2	26		1	0	0	0	0	
Rick Tabaracci	43	0	2	2	8		3	0	0	0	4	
Trevor Kidd	47	0	2	2	4		2	0	0	0	0	
Ladislav Kohn	5	1	0	1	2		-	-	-	-	-	
Craig Ferguson	8	0	0	0	4		-	-	-	-	-	
CGY	10	1	0	1	2		-	-	-	-	-	
MTL	10	1	0	1	2		-	-	-	-	-	
TOTALS	18	1	0	1	6		-	-	-	-	-	
Jarrold Skalde	1	0	0	0	0		-	-	-	-	-	
Niklas Sundblad	2	0	0	0	0		-	-	-	-	-	
Todd Hlushko	4	0	0	0	6		-	-	-	-	-	
Joel Bouchard	4	0	0	0	4		-	-	-	-	-	
Vesa Viitakoski	5	0	0	0	2		-	-	-	-	-	
Todd Simpson	6	0	0	0	32		-	-	-	-	-	
Pat Conacher	7	0	0	0	0		-	-	-	-	-	
Cale Hulse	8	0	0	0	15		-	-	-	-	-	
NJD	3	0	0	0	5		1	0	0	0	0	
CGY	3	0	0	0	5		1	0	0	0	0	
TOTALS	11	0	0	0	20		1	0	0	0	0	
Dan Kecmer	13	0	0	0	14		-	-	-	-	-	
Jarome Iginla	-	-	-	-	-		2	1	1	2	0	
BENCH	-	-	-	-	24		-	-	-	-	-	
TOTALS	82	241	383	624	1524		4	7	11	18	60	

GOALTENDER	REGULAR SEASON						PLAYOFFS					
	GP	MP	GA	GAA	W-L-OTL	SO EN	GP	MP	GA	GAA	W-L	SO EN
Trevor Kidd	47	2570	119	2.78	15-21-8	3 2	2	83	9	6.51	0-1	0 0
Rick Tabaracci	43	2391	117	2.94	19-16-3	3 2	3	204	7	2.06	0-3	0 0
TOTALS	82	4984	240	2.89	34-37-11	6 4	4	290	16	3.31	0-4	0 0

REGULAR SEASON

MOST POINTS

THEOREN FLEURY

96

MOST GOALS

THEOREN FLEURY

46

MOST ASSISTS

THEOREN FLEURY

50

MOST PENALTY MINUTES

SANDY MCCARTHY

173

MOST WINS GOALIE

RICK TABARACCI

19

TROPHIES/AWARDS

RALPH T. SCURFIELD
HUMANITARIAN
AWARD

GARY ROBERTS

BILL MASTERSTON
TROPHY

GARY ROBERTS

MOLSON CUP

THEOREN FLEURY

PLAYOFFS

MOST POINTS

CHIASSON, FLEURY

3

MOST GOALS

CHIASSON, FLEURY

2

MOST ASSISTS

STERN, TITOV

2

MOST PENALTY MINUTES

THEOREN FLEURY

14

1994-95

SECOND CONSECUTIVE PACIFIC DIVISION TITLE

COACH	REGULAR SEASON							PLAYOFFS				
	GP	W	L	T	PTS	GF	GA	GP	W	L	GF	GA
Pierre Page	48	24	17	7	55	163	135	7	3	4	35	26

Regular Season: 1st Pacific Division, 7th Overall. Playoffs: Western Conference Quarter-Finals – lost to San Jose 4-3.

		REGULAR SEASON						PLAYOFFS									
REGULAR SEASON		PLAYER	GP	G	A	PTS	PIM	GP	G	A	PTS	PIM					
MOST POINTS THEOREN FLEURY 58		Theoren Fleury	47	29	29	58	112	7	7	7	14	2					
		Joe Nieuwendyk	46	21	29	50	33	5	4	3	7	0					
		Phil Housley	43	8	35	43	18	7	0	9	9	0					
		Robert Reichel	48	18	17	35	28	7	2	4	6	4					
		Zarley Zalapski	48	4	24	28	46	7	0	4	4	4					
		Steve Chiasson	45	2	23	25	39	7	1	2	3	9					
		German Titov	40	12	12	24	16	7	5	3	8	10					
		Joel Otto	47	8	13	21	130	7	0	3	3	2					
		Wes Walz	39	6	12	18	11	1	0	0	0	0					
		Paul Kruse	45	11	5	16	141	7	4	2	6	10					
MOST GOALS THEOREN FLEURY 29		Sheldon Kennedy	30	7	8	15	45	7	3	1	4	16					
		Ron Stern	39	9	4	13	163	7	3	1	4	8					
		Kevin Dahl	34	4	8	12	38	3	0	0	0	0					
		Kelly Kisio	12	7	4	11	6	7	3	2	5	19					
		Mike Sullivan	38	4	7	11	14	7	3	5	8	2					
MOST ASSISTS PHIL HOUSLEY 35		Nikolia Borschevsky	TOR	19	0	5	5	0	-	-	-	-					
			CGY	8	0	5	5	0	-	-	-	-					
		TOTALS	27	0	10	10	0	-	-	-	-	-					
		James Patrick	43	0	10	10	14	5	0	1	1	0					
		Sandy McCarthy	37	5	3	8	101	6	0	1	1	17					
MOST PENALTY MINUTES RON STERN 163		Len Esau	EDM	14	0	6	6	15	-	-	-	-					
			CGY	1	0	0	0	0	-	-	-	-					
		TOTALS	15	0	6	6	15	-	-	-	-	-					
		Dan Keczmer	28	2	3	5	10	7	0	1	1	2					
		Alan May	DAL	27	1	1	2	106	-	-	-	-					
MOST WINS GOALIE TREVOR KIDD 22			CGY	7	1	2	3	13	-	-	-	-					
		TOTALS	34	2	3	5	119	-	-	-	-	-					
		Frank Musil	35	0	5	5	61	5	0	1	1	0					
		Gary Roberts	8	2	2	4	43	-	-	-	-	-					
		Vesa Viitakoski	10	1	2	3	6	-	-	-	-	-					
TROPHIES/AWARDS		Ed Ward	2	1	1	2	2	-	-	-	-	-					
		Mark Greig	8	1	1	2	2	-	-	-	-	-					
		Cory Stillman	10	0	2	2	2	-	-	-	-	-					
		Rick Tabaracci	13	0	2	2	2	-	-	-	-	-					
		Trent Yawney	37	0	2	2	108	2	0	0	0	2					
KING CLANCY AWARD JOE NIEUWENDYK		Todd Hlushko	2	0	1	1	2	1	0	0	0	2					
		Jim Peplinski	6	0	1	1	11	-	-	-	-	-					
		Michael Nylander	6	0	1	1	2	6	0	6	6	2					
		Trevor Kidd	43	0	1	1	2	-	-	-	-	-					
		Steve Konroyd	1	0	0	0	0	-	-	-	-	-					
NHL 2ND ALL-STAR THEOREN FLEURY		Jason Muzzatti	1	0	0	0	0	-	-	-	-	-					
		Jamie Allison	1	0	0	0	0	-	-	-	-	-					
		Joel Bouchard	2	0	0	0	0	-	-	-	-	-					
		Neil Eisenhut	3	0	0	0	0	-	-	-	-	-					
		Barry Nieckar	3	0	0	0	12	-	-	-	-	-					
MOLSON CUP TREVOR KIDD		Scott Morrow	4	0	0	0	0	-	-	-	-	-					
		Andrei Trefilov	6	0	0	0	0	-	-	-	-	-					
		TOTALS	48	163	274	437	1233	7	35	56	91	111					
		GOALTENDER	GP	MP	GA	GAA	W-L-OTL	SO	EN	GP	MP	GA	GAA	W-L	SO	EN	
		Jason Muzzatti	1	10	0	0.00	0-0-0	0	0	-	-	-	-	-	-	-	
PLAYOFFS		Rick Tabaracci	WSH	8	394	16	2.44	1-3-2	0	0	-	-	-	-	-	-	
			CGY	5	202	5	1.49	2-0-1	0	0	1	19	0	0.00	0-0	0	0
		TOTALS	13	596	21	2.11	3-3-3	0	0	1	19	0	0.00	0-0	0	0	
		Trevor Kidd	43	2463	107	2.61	22-14-6	3	4	7	434	26	3.59	3-4	1	0	
		Andrei Trefilov	6	236	16	4.07	0-3-0	0	3	-	-	-	-	-	-	-	
MOST POINTS THEOREN FLEURY 14		TOTALS	48	2922	135	2.77	24-17-7	3	7	7	454	26	3.44	3-4	1	0	
MOST GOALS THEOREN FLEURY 7																	
MOST ASSISTS PHIL HOUSLEY 9																	
MOST PENALTY MINUTES KELLY KISIO 19																	
MOST WINS GOALIE TREVOR KIDD 3																	

1993-94

FLAMES CAPTURE THEIR FIRST PACIFIC DIVISION TITLE

COACH	REGULAR SEASON							PLAYOFFS				
	GP	W	L	T	PTS	GF	GA	GP	W	L	GF	GA
Dave King	84	42	29	13	97	302	256	7	3	4	20	23

Regular Season: 1st Pacific Division, tied 6th overall. Playoffs: Western Conference Quarter-Finals – lost to Vancouver 4-3.

PLAYER	REGULAR SEASON						PLAYOFFS					
	GP	G	A	PTS	PIM		GP	G	A	PTS	PIM	
Robert Reichel	84	40	53	93	58		7	0	5	5	0	
Theoren Fleury	83	40	45	85	186		7	6	4	10	5	
Gary Roberts	71	41	43	84	145		7	2	6	8	24	
Al MacInnis	75	28	54	82	95		7	2	6	8	12	
Joe Nieuwendyk	64	36	39	75	51		6	2	2	4	0	
Michael Nylander	HFD 58	11	33	44	24		-	-	-	-	-	
	CGY 15	2	9	11	6		3	0	0	0	0	
	TOTALS 73	13	42	55	30		3	0	0	0	0	
Zarley Zalapski	HFD 56	7	30	37	56		-	-	-	-	-	
	CGY 13	3	7	10	18		7	0	3	3	2	
	TOTALS 69	10	37	47	74		7	0	3	3	2	
German Titov	76	27	18	45	28		7	2	1	3	4	
Wes Walz	53	11	27	38	16		6	3	0	3	2	
James Patrick	NVR 6	0	3	3	2		-	-	-	-	-	
	HFD 47	8	20	28	32		-	-	-	-	-	
	CGY 15	2	2	4	6		7	0	1	1	6	
	TOTALS 68	10	25	35	40		7	0	1	1	6	
Kelly Kisio	51	7	23	30	28		7	0	2	2	8	
Ron Stern	71	9	20	29	243		7	2	0	2	12	
Paul Ranheim	67	10	14	24	20							
Joel Otto	81	11	12	23	92		3	0	1	1	4	
Michel Petit	63	2	21	23	110		-	-	-	-	-	
Dan Keczmer	HFD 12	0	1	1	12		-	-	-	-	-	
	CGY 57	1	20	21	48		3	0	0	0	4	
	TOTALS 69	1	21	22	60		3	0	0	0	4	
Trent Yawney	58	6	15	21	60		7	0	0	0	16	
Gary Suter	25	4	9	13	20		-	-	-	-	-	
Ted Drury	34	5	7	12	26		-	-	-	-	-	
Chris Dahlquist	77	1	11	12	52		1	0	0	0	0	
Paul Kruse	68	3	8	11	185		7	0	0	0	14	
Sandy McCarthy	79	5	5	10	173		7	0	0	0	34	
Mike Sullivan	SJS 26	2	2	4	4		-	-	-	-	-	
	CGY 19	2	3	5	6		7	1	1	2	8	
	TOTALS 45	4	5	9	10		7	1	1	2	8	
Frank Musil	75	1	8	9	50		7	0	1	1	4	
Brad Schlegel	26	1	6	7	4		-	-	-	-	-	
Guy Larose	TOR 10	1	2	3	10		-	-	-	-	-	
	CGY 7	0	1	1	4		-	-	-	-	-	
	TOTALS 17	1	3	4	14		-	-	-	-	-	
Trevor Kidd	31	0	4	4	4		-	-	-	-	-	
Vesa Viitakoski	8	1	2	3	0		-	-	-	-	-	
Len Esau	6	0	3	3	7		-	-	-	-	-	
Kevin Dahl	33	0	3	3	23		6	0	0	0	4	
Greg Paslawski	15	2	0	2	2		-	-	-	-	-	
David Haas	2	1	1	2	7		-	-	-	-	-	
Brad Miller	8	0	1	1	14		-	-	-	-	-	
Lee Norwood	16	0	1	1	16		-	-	-	-	-	
Jason Muzzatti	1	0	0	0	0		-	-	-	-	-	
Jeff Reese	1	0	0	0	0		-	-	-	-	-	
Mark Freer	2	0	0	0	4		-	-	-	-	-	
Peter Ahola	2	0	0	0	0		-	-	-	-	-	
David Struch	4	0	0	0	4		-	-	-	-	-	
Kevin Wortman	5	0	0	0	2		-	-	-	-	-	
Andrei Trefilov	11	0	0	0	4		-	-	-	-	-	
Michael Vernon	48	0	0	0	14		7	0	0	0	2	
BENCH	-	-	-	-	16		-	-	-	-	-	
TOTALS	84	302	495	797	1847		7	20	33	53	173	

GOALTENDER	GP	MP	GA	GAA	W-L-OTL	SO	EN	GP	MP	GA	GAA	W-L	SO	EN
Andrei Trefilov	11	623	26	2.50	3-4-2	2	1	-	-	-	-	-	-	-
Michael Vernon	48	2798	131	2.81	26-17-5	3	4	7	466	23	2.96	3-4	0	0
Trevor Kidd	31	1614	85	3.16	13-7-6	-	-	-	-	-	-	-	-	-
Jeff Reese	1	13	1	4.62	0-0-0	-	-	-	-	-	-	-	-	-
Jason Muzzatti	1	60	8	8.00	0-1-0	-	-	-	-	-	-	-	-	-
TOTALS	84	5124	256	3.00	42-29-13	5	5	7	466	23	2.96	3-4	0	0

REGULAR SEASON

MOST POINTS

ROBERT REICHEL
93

MOST GOALS

GARY ROBERTS
41

MOST ASSISTS

AL MACINNIS
54

MOST PENALTY MINUTES

RON STERN
243

MOST WINS GOALIE

MICHAEL VERNON
26

TROPHIES/AWARDS

RALPH T. SCURFIELD HUMANITARIAN AWARD

AL MacINNIS

MOLSON CUP

JOE NIEUWENDYK

PLAYOFFS

MOST POINTS

THEOREN FLEURY
10

MOST GOALS

THEOREN FLEURY
6

MOST ASSISTS

AL MACINNIS
GARY ROBERTS
6

MOST PENALTY MINUTES

SANDY MCCARTHY
34

MOST WINS GOALIE

MICHAEL VERNON
3

1992-93

THEOREN FLEURY RECORDS 100 POINTS

COACH	REGULAR SEASON							PLAYOFFS				
	GP	W	L	T	PTS	GF	GA	GP	W	L	GF	GA
Dave King	84	43	30	11	97	322	282	6	2	4	28	33

Regular Season: 2nd Smythe Division, 9th overall. Playoffs: Smythe Division Semi-Finals – lost to Los Angeles 4-2.

REGULAR SEASON

MOST POINTS

THEOREN FLEURY
100

MOST GOALS

ROBERT REICHEL
40

MOST ASSISTS

THEOREN FLEURY
66

MOST PENALTY MINUTES

CRAIG BERUBE
209

MOST WINS GOALIE

MICHAEL VERNON
29

TROPHIES/AWARDS

RALPH T. SCURFIELD HUMANITARIAN AWARD

JOEL OTTO

MOLSON CUP

THEOREN FLEURY

PLAYOFFS

MOST POINTS

THEOREN FLEURY
12

MOST GOALS

THEOREN FLEURY
5

MOST ASSISTS

THEOREN FLEURY
7

MOST PENALTY MINUTES

GARY ROBERT
RON STERN
43

MOST WINS GOALIE

MICHAEL VERNON
JEFF REESE

PLAYER	REGULAR SEASON					PLAYOFFS								
	GP	G	A	PTS	PIM	GP	G	A	PTS	PIM				
Theoren Fleury	83	34	66	100	88	6	5	7	12	27				
Robert Reichel	80	40	48	88	54	6	2	4	6	2				
Gary Suter	81	23	58	81	112	6	2	3	5	8				
Gary Roberts	58	38	41	79	172	5	1	6	7	43				
Joe Nieuwendyk	79	38	37	75	52	6	3	6	9	10				
Sergei Makarov	71	18	39	57	40	-	-	-	-	-				
Al MacInnis	50	11	43	54	61	6	1	6	7	10				
Joel Otto	75	19	33	52	150	6	4	2	6	4				
Paul Ranheim	83	21	22	43	26	6	0	1	1	0				
Greg Paslawski	PHI	60	14	19	33	12	-	-	-	-				
	CGY	13	4	5	9	0	6	3	0	3				
TOTALS	73	18	24	42	12	6	3	0	3	0				
Ron Stern	70	10	15	25	207	6	0	0	0	43				
Brent Ashton	BOS	26	2	2	4	11	-	-	-	-				
	CGY	32	8	11	19	41	6	0	3	3				
TOTALS	58	10	13	23	52	6	0	3	3	2				
Chris Lindberg	62	9	12	21	18	2	0	1	1	2				
Roger Johansson	77	4	16	20	62	5	0	1	1	2				
Trent Yawney	63	1	16	17	67	6	3	2	5	6				
Frank Musil	80	6	10	16	131	6	1	1	2	7				
Gary Leeman	30	9	5	14	10	-	-	-	-	-				
Brian Skrudland	MTL	23	5	3	8	55	-	-	-	-				
	CGY	16	2	4	6	10	6	0	3	3				
TOTALS	39	7	7	14	65	6	0	3	3	12				
Craig Berube	77	4	8	12	209	6	0	0	1	21				
Michel Petit	35	3	9	12	54	-	-	-	-	-				
Carey Wilson	22	4	7	11	8	-	-	-	-	-				
Kevin Dahl	61	2	9	11	56	6	0	2	2	8				
Chris Dahlquist	74	3	7	10	66	6	3	1	4	4				
Alexander Godynnyuk	27	3	4	7	19	-	-	-	-	-				
C.J. Young	28	3	2	5	20	-	-	-	-	-				
Todd Harkins	15	2	3	5	22	-	-	-	-	-				
Paul Kruse	27	2	3	5	41	-	-	-	-	-				
Jeff Reese	26	0	4	4	4	4	0	0	0	0				
Greg Smyth	35	1	2	3	95	-	-	-	-	-				
Tomas Forslund	6	0	2	2	0	-	-	-	-	-				
Michael Vernon	64	0	2	2	42	4	0	0	0	2				
Patrick Lebeau	1	0	0	0	0	-	-	-	-	-				
Shawn Heaphy	1	0	0	0	0	-	-	-	-	-				
Andrei Trefilov	1	0	0	0	2	-	-	-	-	-				
BENCH	-	-	-	-	12	-	-	-	-	-				
TOTALS	84	322	543	865	1951	6	28	50	78	213				
GOALTENDER	GP	MP	GA	GAA	W-L-OTL	SO	EN	GP	MP	GA	GAA	W-L	SO	EN
Jeff Reese	26	1311	70	3.20	14-4-1	1	0	4	209	17	4.88	1-3	1	0
Michael Vernon	64	3732	203	3.026	29-26-9	2	4	4	150	14	6.00	1-1	0	0
Andrei Trefilov	1	65	5	4.62	0-0-1	0	0	-	-	-	-	-	-	-
TOTALS	84	5119	282	3.31	43-30-11	3	4	6	359	32	140	2-4	1	0

1991-92

ROBERTS 53 GOALS, 2ND HIGHEST IN TEAM HISTORY

	REGULAR SEASON						PLAYOFFS					
COACH	GP	W	L	T	PTS	GF	GA	GP	W	L	GF	GA
Doug Risebrough/ Guy Charron	80	31	37	12	74	296	305	-	-	-	-	-

Regular Season: 5th Smythe Division, tied 17th overall.

	REGULAR SEASON						PLAYOFFS					
PLAYER	GP	G	A	PTS	PIM		GP	G	A	PTS	PIM	
Gary Roberts	76	53	37	90	207		-	-	-	-	-	
Al MacInnis	72	20	57	77	83		-	-	-	-	-	
Theoren Fleury	80	33	40	73	133		-	-	-	-	-	
Sergei Makarov	68	22	48	70	60		-	-	-	-	-	
Joe Nieuwendyk	69	22	34	56	55		-	-	-	-	-	
Gary Suter	70	12	43	55	128		-	-	-	-	-	
Robert Reichel	77	20	34	54	32		-	-	-	-	-	
Paul Ranheim	80	23	20	43	32		-	-	-	-	-	
Doug Gilmour	38	11	27	38	46		-	-	-	-	-	
Joel Otto	78	13	21	34	161		-	-	-	-	-	
Gary Leeman	TOR 34	7	13	20	44		-	-	-	-	-	
	CGY 29	2	7	9	27		-	-	-	-	-	
TOTALS	63	9	20	29	71		-	-	-	-	-	
Michel Petit	TOR 34	1	13	14	85		-	-	-	-	-	
	CGY 36	3	10	13	79		-	-	-	-	-	
TOTALS	70	4	23	27	164		-	-	-	-	-	
Carey Wilson	42	11	12	23	37		-	-	-	-	-	
Ron Stern	72	13	9	22	338		-	-	-	-	-	
Marc Habscheid	46	7	11	18	42		-	-	-	-	-	
Craig Berube	TOR 40	5	7	12	109		-	-	-	-	-	
	CGY 36	1	4	5	155		-	-	-	-	-	
TOTALS	76	6	11	17	264		-	-	-	-	-	
Tomas Forslund	38	5	9	14	12		-	-	-	-	-	
Jamie Macoun	37	2	12	14	53		-	-	-	-	-	
Trent Yawney	47	4	9	13	45		-	-	-	-	-	
Nevin Markwart	BOS 18	3	6	9	44		-	-	-	-	-	
	CGY 10	2	1	3	25		-	-	-	-	-	
TOTALS	28	5	7	12	69		-	-	-	-	-	
Frank Musil	78	4	8	12	103		-	-	-	-	-	
Alexander Godyniuk	TOR 31	3	6	9	59		-	-	-	-	-	
	CGY 6	0	1	1	4		-	-	-	-	-	
TOTALS	37	3	7	10	63		-	-	-	-	-	
Mark Osiecki	50	2	7	9	24		-	-	-	-	-	
Chris Lindberg	17	2	5	7	17		-	-	-	-	-	
Michael Vernon	63	0	7	7	8		-	-	-	-	-	
Ric Nattress	18	0	5	5	31		-	-	-	-	-	
Paul Kruse	16	3	1	4	65		-	-	-	-	-	
Martin Simard	21	1	3	4	119		-	-	-	-	-	
Tim Hunter	30	1	3	4	167		-	-	-	-	-	
Greg Smyth	QUE 29	0	2	2	138		-	-	-	-	-	
	CGY 7	1	1	2	15		-	-	-	-	-	
TOTALS	36	1	3	4	153		-	-	-	-	-	
Tim Sweeney	11	1	2	3	4		-	-	-	-	-	
Neil Sheehy	35	1	2	3	119		-	-	-	-	-	
Stephane Matteau	4	1	0	1	19		-	-	-	-	-	
Richard Zemlak	5	0	1	1	42		-	-	-	-	-	
Jeff Reese	TOR 8	0	0	0	0		-	-	-	-	-	
	CGY 12	0	1	1	12		-	-	-	-	-	
TOTALS	20	0	1	1	12		-	-	-	-	-	
Jim Kyte	21	0	1	1	107		-	-	-	-	-	
Darryl Olsen	1	0	0	0	0		-	-	-	-	-	
Scott Sharples	1	0	0	0	0		-	-	-	-	-	
Trevor Kidd	2	0	0	0	0		-	-	-	-	-	
Kevan Guy	3	0	0	0	2		-	-	-	-	-	
Todd Harkins	5	0	0	0	7		-	-	-	-	-	
Rick Wamsley	9	0	0	0	0		-	-	-	-	-	
Rich Chernomaz	11	0	0	0	6		-	-	-	-	-	
BENCH	-	-	-	-	20		-	-	-	-	-	
TOTALS	80	296	493	789	2643		-	-	-	-	-	

REGULAR SEASON

MOST POINTS

GARY ROBERTS
90

MOST GOALS

GARY ROBERTS
53

MOST ASSISTS

AL MACINNIS
57

MOST PENALTY MINUTES

RON STERN
338

MOST WINS GOALIE

MICHAEL VERNON
24

TROPHIES/AWARDS

MOLSON CUP

MICHAEL VERNON

RALPH T. SCURFIELD HUMANITARIAN AWARD

BOB JOHNSON

GOALTENDER	GP	MP	GA	GAA	W-L-OTL	SO	EN	GP	MP	GA	GAA	W-L	SO	EN
Michael Vernon	63	3640	217	3.58	24-30-9	2	4	-	-	-	-	-	-	-
Scott Sharples	1	65	4	3.69	0-0-1	0	0	-	-	-	-	-	-	-
Jeff Reese	TOR 8	413	20	2.91	1-5-1	0	0	-	-	-	-	-	-	-
	CGY 12	587	37	3.78	3-2-2	1	0	-	-	-	-	-	-	-
TOTALS	20	1000	57	3.42	4-7-3	1	0	-	-	-	-	-	-	-
Trevor Kidd	2	120	8	4.00	1-1-0	0	0	-	-	-	-	-	-	-
Rick Wamsley	9	457	34	4.46	3-4-0	0	0	-	-	-	-	-	-	-
TOTALS	80	6292	305	3.75	31-37-12	3	4	-	-	-	-	-	-	-

FLEURY 51 GOALS, MacINNIS ALL-STAR

COACH	REGULAR SEASON							PLAYOFFS				
	GP	W	L	T	PTS	GF	GA	GP	W	L	GF	GA
Doug Risebrough	80	46	26	8	100	344	263	7	3	4	20	22

Regular Season: 2nd Smythe Division, tied 4th overall. Playoffs: Smythe Division Semi-Finals – lost to Edmonton 4-3.

		REGULAR SEASON					PLAYOFFS									
REGULAR SEASON		PLAYER	GP	G	A	PTS	PIM	GP	G	A	PTS	PIM				
MOST POINTS	THEOREN FLEURY 104	Theoren Fleury	79	51	53	104	136	7	2	5	7	14				
		Al MacInnis	78	28	75	103	90	7	2	3	5	8				
		Joe Nieuwendyk	79	45	40	85	36	7	4	1	5	10				
		Doug Gilmour	78	20	61	81	144	7	1	1	2	0				
		Sergei Makarov	78	30	49	79	44	3	1	0	1	0				
MOST GOALS	THEOREN FLEURY 51	Gary Suter	79	12	58	70	102	7	1	6	7	12				
		Gary Roberts	80	22	31	53	252	7	1	3	4	18				
		Robert Reichel	66	19	22	41	22	6	1	1	2	0				
MOST ASSISTS	AL MACINNIS 75	Joel Otto	76	19	20	39	183	7	1	2	3	8				
		Paul Fenton	WPG	17	4	4	8	18	-	-	-	-	-			
		TOR	30	5	10	15	0	-	-	-	-	-				
		CGY	31	5	7	12	10	5	0	0	0	2				
MOST PENALTY MINUTES	GARY ROBERTS 252	TOTALS	78	14	21	35	28	5	0	0	0	2				
		Stephane Matteau	78	15	19	34	93	5	0	1	1	0				
		Paul Ranheim	39	14	16	30	4	7	2	2	4	0				
		Carey Wilson	HFD	45	8	15	23	16	-	-	-	-	-			
		CGY	12	3	3	6	2	7	2	2	4	0				
MOST WINS GOALIE	MICHAEL VERNON 31	TOTALS	57	11	18	29	18	7	2	2	4	0				
		Brian MacLellan	57	13	14	27	55	1	0	0	0	0				
		Mark Hunter	57	10	15	25	125	-	-	-	-	-				
		Frank Musil	MIN	8	0	2	2	23	7	0	0	0	10			
		CGY	67	7	14	12	160	-	-	-	-	-				
TROPHIES/AWARDS	RALPH T. SCURFIELD HUMANITARIAN AWARD JAMIE MACOUN	TOTALS	75	7	16	23	183	-	-	-	-	-				
		Jamie Macoun	79	7	15	22	84	7	0	1	1	4				
		Ric Nattress	58	5	13	18	63	7	1	0	1	2				
		Roger Johansson	38	4	13	17	47	-	-	-	-	-				
		Tim Sweeney	42	7	9	16	8	-	-	-	-	-				
MOLSON CUP	THEOREN FLEURY	Ron Stern	VAN	31	2	3	5	171	-	-	-	-	-			
		CGY	13	1	3	4	69	7	1	3	4	14				
		TOTALS	44	3	6	9	240	7	1	3	4	14				
		Jim Kyte	PIT	1	0	0	0	2	-	-	-	-	-			
		CGY	42	0	9	9	153	7	0	0	0	7				
PLAYOFFS	MOST POINTS THEOREN FLEURY GARY SUTER 7	TOTALS	43	0	9	9	155	7	0	0	0	7				
		Tim Hunter	34	5	2	7	143	7	0	0	0	10				
		Sergei Priakin	24	1	6	7	0	-	-	-	-	-				
		Kevan Guy	VAN	39	1	6	7	39	-	-	-	-	-			
		CGY	4	0	0	0	4	-	-	-	-	-				
MOST GOALS	JOE NIEUWENDYK 4	TOTALS	43	1	6	7	43	-	-	-	-	-				
		Ken Sabourin	16	1	3	4	36	-	-	-	-	-				
		Michael Vernon	54	0	4	4	8	7	0	0	0	0				
		Jiri Hrdina	14	0	3	3	4	-	-	-	-	-				
		Martin Simard	16	0	2	2	53	-	-	-	-	-				
MOST ASSISTS	GARY SUTER 6	Dana Murzyn	19	0	2	2	30	-	-	-	-	-				
		Rick Lessard	1	0	1	1	0	-	-	-	-	-				
		Rick Wamsley	29	0	1	1	0	1	0	0	0	0				
		Steve Guenette	1	0	0	0	0	-	-	-	-	-				
		Paul Kruse	1	0	0	0	7	-	-	-	-	-				
MOST PENALTY MINUTES	GARY ROBERTS 18	Marc Bureau	5	0	0	0	2	-	-	-	-	-				
		Colin Patterson	-	-	-	-	-	1	0	0	0	0				
		BENCH	-	-	-	-	28	-	-	-	-	4				
		TOTALS	80	344	583	927	2201	7	20	31	51	123				
		MOST WINS GOALIE	MICHAEL VERNON 3	GOALTENDER	GP	MP	GA	GAA	W-L-OTL	SO	EN	GP	MP	GA	GAA	W-L
Rick Wamsley	29			1670	85	3.05	14-7-5	0	0	1	2	1	30.00	0-0	0	0
Michael Vernon	54			3121	172	3.31	31-19-3	1	2	7	427	21	2.95	3-4	0	0
Steve Guenette	1			60	4	4.00	1-0-0	0	0	-	-	-	-	-	-	-
TOTALS	80			4859	263	3.25	46-26-8	1	2	6	430	22	3.07	3-4	0	0
OVERTIME GOAL	THEOREN FLEURY 1															

1989-90

FIRST SMYTHE DIVISION TITLE, MacINNIS ALL-STAR

COACH	REGULAR SEASON							PLAYOFFS				
	GP	W	L	T	PTS	GF	GA	GP	W	L	GF	GA
Terry Crisp	80	42	23	15	99	348	265	6	2	4	24	29

Regular Season: 1st Smythe Division, 2nd overall. Playoffs: Smythe Division Semi-Finals – lost to Los Angeles 4-2.

PLAYER	REGULAR SEASON						PLAYOFFS				
	GP	G	A	PTS	PIM		GP	G	A	PTS	PIM
Joe Nieuwendyk	79	45	50	95	40		6	4	6	10	4
Doug Gilmour	78	24	67	91	54		6	3	1	4	8
Al MacInnis	79	28	62	90	82		6	2	3	5	8
Sergei Makarov	80	24	62	86	55		6	0	6	6	3
Gary Suter	76	16	60	76	97		6	0	1	1	12
Gary Roberts	78	39	33	72	222		6	2	5	7	41
Joe Mullen	78	36	33	69	24		6	3	0	3	0
Theoren Fleury	80	31	35	66	157		6	2	3	5	10
Paul Ranheim	80	26	28	54	23		6	1	3	4	2
Brian MacLellan	65	20	18	38	26		6	0	2	2	8
Jamie Macoun	78	8	27	35	70		6	0	3	3	10
Joel Otto	75	13	20	33	116		6	2	2	4	2
Jiri Hrdina	64	12	18	30	31		6	0	1	1	2
Dana Murzyn	78	7	13	20	140		6	2	2	4	2
Brad McCrimmon	79	4	15	19	78		6	0	2	2	8
Ric Nattress	49	1	14	15	26		6	2	0	2	8
Colin Patterson	61	5	3	8	20		-	-	-	-	-
Jonas Bergqvist	22	2	5	7	10		-	-	-	-	-
Jim Korn	NJD	37	2	3	5	99	-	-	-	-	-
	CGY	9	0	2	2	26	4	1	0	1	12
TOTALS	46	2	5	7	125		4	1	0	1	12
Mark Hunter	10	2	3	5	39		-	-	-	-	-
Tim Hunter	67	2	3	5	279		6	0	0	0	4
Roger Johansson	35	0	5	5	48		-	-	-	-	-
Sergei Priakin	20	2	2	4	0		2	0	0	0	0
Michael Vernon	47	0	3	3	21		6	0	0	0	0
Jim Peplinski	6	1	0	1	4		-	-	-	-	-
Brian Glynn	1	0	0	0	0		-	-	-	-	-
Steve Guenette	2	0	0	0	2		-	-	-	-	-
Stu Grimson	3	0	0	0	17		-	-	-	-	-
Marc Bureau	5	0	0	0	4		-	-	-	-	-
Ken Sabourin	5	0	0	0	10		-	-	-	-	-
Rick Wamsley	36	0	0	0	4		1	0	0	0	0
BENCH	-	-	-	-	26		-	-	-	-	4
TOTALS	80	348	581	929	1751		6	24	40	64	145

REGULAR SEASON

MOST POINTS

JOE NIEUWENDYK
95

MOST GOALS

JOE NIEUWENDYK
45

MOST ASSISTS

DOUG GILMOUR
67

MOST PENALTY MINUTES

TIM HUNTER
279

MOST WINS GOALIE

MICHAEL VERNON
23

TROPHIES/AWARDS

RALPH T. SCURFIELD HUMANITARIAN AWARD

TIM HUNTER

CALDER MEMORIAL TROPHY

SERGEI MAKAROV

MOLSON CUP

JOE NIEUWENDYK

NHL 1ST ALL-STAR

AL MACINNIS

PLAYOFFS

MOST POINTS

JOE NIEUWENDYK
10

MOST GOALS

JOE NIEUWENDYK
4

MOST ASSISTS

JOE NIEUWENDYK
SERGEI MAKAROV

MOST PENALTY MINUTES

GARY ROBERTS
41

MOST WINS GOALIE

MICHAEL VERNON
2

GOALTENDER	GP	MP	GA	GAA	W-L-OTL	SO	EN	GP	MP	GA	GAA	W-L	SO	EN
Michael Vernon	47	2795	146	3.13	23-14-9	1	2	6	342	19	3.33	2-3	3	1
Rick Wamsley	36	1969	107	3.26	18-8-6	0	0	1	49	9	11.02	0-1	0	0
Steve Guenette	2	119	8	4.03	1-1-0	0	0	-	-	-	-	-	-	-
TOTALS	80	4895	265	3.25	42-23-15	1	2	6	392	28	4.44	2-4	3	1

1988-89

FIRST STANLEY CUP AND 2ND PRESIDENTS' TROPHY

COACH	REGULAR SEASON							PLAYOFFS				
	GP	W	L	T	PTS	GF	GA	GP	W	L	GF	GA
Terry Crisp	80	54	17	9	117	354	226	22	16	6	82	55

Regular Season: 1st Smythe Division, 1st overall. Playoffs: Smythe Division Semi-Finals — defeated Vancouver 4-3; Smythe Division Finals — defeated Los Angeles 4-0; Campbell Conference Championships — defeated Chicago 4-1; Stanley Cup Championship — defeated Montreal 4-2.

REGULAR SEASON	PLAYER	REGULAR SEASON					PLAYOFFS								
		GP	G	A	PTS	PIM	GP	G	A	PTS	PIM				
MOST POINTS JOE MULLEN 110	Joe Mullen	79	51	59	110	16	21	16	8	24	4				
	Hakan Loob	79	27	58	85	44	22	8	9	17	4				
	Doug Gilmour	72	26	59	85	44	22	11	11	22	20				
	Joe Nieuwendyk	77	51	31	82	40	22	10	4	14	10				
	Al MacInnis	79	16	58	74	126	22	7	24	31	46				
	Gary Suter	63	13	49	62	78	5	0	3	3	10				
	Jiri Hrdina	70	22	32	54	26	4	0	0	0	0				
	Joel Otto	72	23	30	53	213	22	6	13	19	46				
	Brian MacLennan	MIN	60	16	23	39	104	-	-	-	-	-			
	CGY	12	2	3	5	14	21	3	2	5	19				
MOST GOALS JOE MULLEN JOE NIEUWENDYK 51	TOTALS	72	18	26	44	118	21	3	2	5	19				
	Gary Roberts	71	22	16	38	250	22	5	7	12	57				
MOST ASSISTS JOE MULLEN DOUG GILMOUR 59	Colin Patterson	74	14	24	38	56	22	3	10	13	24				
	Jim Peplinski	79	13	25	38	241	20	1	6	7	75				
MOST PENALTY MINUTES TIM HUNTER 375	Theoren Fleury	36	14	20	34	46	22	5	6	11	24				
	Mark Hunter	66	22	8	30	194	10	2	2	4	23				
MOST WINS GOALIE MICHAEL VERNON 37	Jamie Macoun	72	8	19	27	76	22	3	6	9	30				
	Brad McCrimmon	72	5	17	22	96	22	0	3	3	30				
TROPHIES/AWARDS	Dana Murzyn	63	3	19	22	142	21	0	3	3	20				
	Lanny McDonald	51	11	7	18	26	14	1	3	4	29				
RALPH T. SCURFIELD HUMANITARIAN AWARD LANNY McDONALD	Rob Ramage	68	3	13	16	156	20	1	11	12	26				
	Tim Hunter	75	3	9	12	*375	19	0	4	4	32				
CONN SMYTHE TROPHY AL MACINNIS	Ric Nattress	38	1	8	9	47	19	0	3	3	20				
	Perry Berezan	35	4	4	8	23	-	-	-	-	-				
LADY BYNG TROPHY JOE MULLEN	Michael Vernon	52	0	4	4	18	22	0	0	0	14				
	Rick Lessard	6	0	1	1	2	-	-	-	-	-				
EMERY EDGE +/- JOE MULLEN	Ken Sabourin	6	0	1	1	26	1	0	0	0	0				
	Brian Glynn	9	0	1	1	19	-	-	-	-	-				
MOLSON CUP JOE MULLEN	Rick Wamsley	35	0	1	1	8	1	0	0	0	0				
	Rich Chernomaz	1	0	0	0	0	-	-	-	-	-				
NHL ALL-STAR JOE MULLEN 1ST AL MACINNIS 2ND MICHAEL VERNON 2ND	Stu Grimson	1	0	0	0	5	-	-	-	-	-				
	Sergei Priakin	2	0	0	0	2	1	0	0	0	0				
PLAYOFFS	Dave Reiersen	2	0	0	0	2	-	-	-	-	-				
	Paul Ranheim	5	0	0	0	0	-	-	-	-	-				
MOST POINTS AL MACINNIS 31	Shane Churla	5	0	0	0	25	-	-	-	-	-				
	BENCH	-	-	-	-	10	-	-	-	-	-				
MOST GOALS JOE MULLEN 16	TOTALS	80	354	576	930	2444	22	82	138	220	563				
	GOALTENDER	GP	MP	GA	GAA	W-L-OTL	SO	EN	GP	MP	GA	GAA	W-L	SO	EN
MOST ASSISTS AL MACINNIS 24	Michael Vernon	52	2938	130	2.65	37-6-5	0	0	22	1381	52	2.26	16-5	3	1
	Rick Wamsley	35	1927	95	2.96	17-11-4	2	1	1	20	2	6.00	0-1	0	0
MOST PENALTY MINUTES JIM PEPLINSKI 75	Steve Guenette	-	-	-	-	-	-	-	-	-	-	-	-	-	-
	TOTALS	80	4871	225	2.78	54-17-9	2	1	22	1401	54	2.36	16-6	3	1
MOST WINS GOALIE MICHAEL VERNON 16															

1987-88

PRESIDENTS' TROPHY 1ST OVERALL

COACH	REGULAR SEASON							PLAYOFFS				
	GP	W	L	T	PTS	GF	GA	GP	W	L	GF	GA
Terry Crisp	80	48	23	9	105	397	305	9	4	5	41	36

Regular Season: 1st Smythe Division, 1st overall. Playoffs: Smythe Division Semi-Finals – defeated Los Angeles 4-1;

Smythe Division Finals – lost to Edmonton 4-0.

PLAYER	REGULAR SEASON						PLAYOFFS				
	GP	G	A	PTS	PIM		GP	G	A	PTS	PIM
Hakan Loob	80	50	56	106	47		9	1	9	10	6
Mike Bullard	79	48	55	103	68		6	0	2	2	6
Joe Nieuwendyk	75	51	41	92	23		8	3	4	7	2
Gary Suter	75	21	70	91	124		9	1	9	10	6
Joe Mullen	80	40	44	86	30		7	2	4	6	10
Al MacInnis	80	25	58	83	114		7	3	6	9	18
John Tonelli	74	17	41	58	84		6	2	5	7	8
Joel Otto	62	13	39	52	194		9	3	2	5	24
Jim Peplinski	75	20	31	51	234		9	0	5	5	45
Brett Hull	52	26	24	50	12		-	-	-	-	-
Rob Ramage	STL 67	8	34	42	127		-	-	-	-	-
	CGY 12	1	6	7	37		9	1	3	4	21
TOTALS	79	9	40	49	164		9	1	3	4	21
Brad McCrimmon	80	7	35	42	98		9	2	3	5	22
Carey Wilson	34	9	21	30	18		-	-	-	-	-
Gary Roberts	74	13	15	28	282		9	2	3	5	29
Lanny McDonald	60	10	13	23	57		9	3	1	4	6
Craig Cox	VAN 64	5	12	17	186		-	-	-	-	-
	CGY 7	2	3	5	32		2	1	0	1	16
TOTALS	71	7	15	22	218		2	1	0	1	16
Perry Berezan	29	7	12	19	66		8	0	2	2	13
Brian Glynn	67	5	14	19	87		1	0	0	0	0
Colin Patterson	39	7	11	18	28		9	1	0	1	8
Dana Murzyn	HFD 33	1	6	7	45		-	-	-	-	-
	CGY 41	6	5	11	94		5	2	0	2	13
TOTALS	74	7	11	18	139		5	2	0	2	13
Ric Nattress	63	2	13	15	37		6	1	3	4	0
Tim Hunter	68	8	5	13	337		9	4	0	4	32
Steve Bozek	26	3	7	10	12		-	-	-	-	-
Neil Sheehy	36	2	6	8	73		-	-	-	-	-
Jiri Hrdina	9	2	5	7	2		1	0	0	0	0
Michael Vernon	64	0	7	7	47		9	0	2	2	2
Shane Churla	HFD 2	0	0	0	14		-	-	-	-	-
	CGY 29	1	5	6	132		7	0	1	1	17
TOTALS	31	1	5	6	146		7	0	1	1	17
Paul Reinhart	14	0	4	4	10		8	2	7	9	6
Kevan Guy	11	0	3	3	8		-	-	-	-	-
Doug Dadswell	25	0	2	2	2		-	-	-	-	-
Rich Chernomaz	2	1	0	1	0		-	-	-	-	-
Randy Bucyk	2	0	0	0	0		-	-	-	-	-
Bob Bodak	3	0	0	0	22		-	-	-	-	-
Rick Wamsley	STL 31	0	0	0	14		-	-	-	-	-
	CGY 2	0	0	0	0		1	0	0	0	0
TOTALS	33	0	0	0	14		1	0	0	0	0
BENCH	-	-	-	-	-		-	-	-	-	2
TOTALS	80	397	652	1049	2429		9	41	63	104	312

GOALTENDER	GP	MP	GA	GAA	W-L-OTL	SO	EN	GP	MP	GA	GAA	W-L	SO	EN
Rick Wamsley	STL 31	1818	103	3.40	13-16-1	0	0	-	-	-	-	-	-	-
	CGY 2	73	5	4.11	1-0-0	0	0	1	33	2	3.64	0-1	0	0
TOTALS	33	1891	108	3.43	14-16-1	0	0	1	33	2	3.64	0-1	0	0
Michael Vernon	64	3565	210	3.53	39-16-7	1	1	9	515	34	3.96	4-4	0	0
Doug Dadswell	25	1221	89	4.37	8-7-2	0	0	-	-	-	-	-	-	-
TOTALS	80	4895	304	3.75	48-23-9	1	1	9	548	36	3.94	4-5	0	0

REGULAR SEASON

MOST POINTS

HAKAN LOOB
106

MOST GOALS

JOE NIEUWENDYK
51

MOST ASSISTS

GARY SUTER
70

MOST PENALTY MINUTES

TIM HUNTER
337

MOST WINS GOALIE

MICHAEL VERNON
39

TROPHIES/AWARDS

RALPH T. SCURFIELD

HUMANITARIAN
AWARD
JIM PEPLINSKI

CALDER

MEMORIAL TROPHY
JOE NIEUWENDYK

KING CLANCY

AWARD
LANNY McDONALD

EMERY EDGE +/-

BRAD MCCRIMMON

MOLSON CUP

JOE MULLEN

NHL ALL-STAR

HAKAN LOOB 1ST
BRAD MCCRIMMON 2ND
GARY SUTER 2ND

PLAYOFFS

MOST POINTS

GARY SUTER
10

MOST GOALS

HAKAN LOOB
8

MOST ASSISTS

GARY SUTER
9

MOST PENALTY MINUTES

JIM PEPLINSKI
45

MOST WINS GOALIE

MICHAEL VERNON
4

1986-87

MULLEN CAPTURES LADY BYNG TROPHY

COACH	REGULAR SEASON							PLAYOFFS				
	GP	W	L	T	PTS	GF	GA	GP	W	L	GF	GA
Bob Johnson	80	46	31	3	95	318	289	6	2	4	15	22

Regular Season: 2nd Smythe Division, 3rd overall. Playoffs: Smythe Division Semi-Finals – lost to Winnipeg 4-2.

		REGULAR SEASON					PLAYOFFS									
REGULAR SEASON		PLAYER	GP	G	A	PTS	PIM	GP	G	A	PTS	PIM				
MOST POINTS JOE MULLEN 87		Joe Mullen	79	47	40	87	14	6	2	1	3	0				
		Al MacInnis	79	20	56	76	97	4	1	0	1	0				
		Paul Reinhart	76	15	53	68	22	4	0	1	1	6				
MOST GOALS JOE MULLEN 47		Mike Bullard	PIT	14	2	10	17	-	-	-	-	-				
		CGY	57	28	26	54	34	6	4	3	7	2				
		TOTALS	71	30	36	66	51	6	4	3	7	2				
MOST ASSISTS AL MACINNIS 56		Carey Wilson	80	20	36	56	42	6	1	1	2	6				
		John Tonelli	78	20	31	51	72	3	0	0	0	2				
		Joel Otto	68	19	31	50	185	2	0	2	2	6				
MOST PENALTY MINUTES TIM HUNTER 361		Jim Peplinski	80	18	32	50	181	6	1	0	1	24				
		Gary Suter	68	9	40	49	70	6	0	3	3	10				
		Hakan Loob	68	18	26	44	26	5	1	2	3	0				
MOST WINS GOALIE MICHAEL VERNON 30		Jamie Macoun	79	7	33	40	111	3	0	1	1	8				
		Steve Bozek	71	17	18	35	22	4	1	0	1	2				
		Brian Bradley	40	10	18	28	16	-	-	-	-	-				
TROPHIES/AWARDS RALPH T. SCURFIELD HUMANITARIAN AWARD LANNY McDONALD		Lanny McDonald	58	14	12	26	54	5	0	0	0	2				
		Colin Patterson	68	13	13	26	41	6	0	2	2	2				
		Tim Hunter	73	6	15	21	361	-	-	-	-	-				
LADY BYNG TROPHY JOE MULLEN		Gary Roberts	32	5	10	15	85	2	0	0	0	4				
		Dale DeGray	27	6	7	13	29	-	-	-	-	-				
		Neil Sheehy	54	4	6	10	151	6	0	0	0	21				
PLAYOFFS		Dan Quinn	16	3	6	9	14	-	-	-	-	-				
		Perry Berezan	24	5	3	8	24	2	0	2	2	7				
		Nick Fotiu	42	5	3	8	145	-	-	-	-	-				
MOST POINTS MIKE BULLARD 6		Kari Eloranta	13	1	6	7	9	6	0	2	2	0				
		Joe Nieuwendyk	9	5	1	6	0	6	2	2	4	0				
		Doug Risebrough	22	2	3	5	66	4	0	1	1	6				
MOST GOALS MIKE BULLARD 4		Kevan Guy	24	0	4	4	19	4	0	1	1	23				
		Brian Engblom	32	0	4	4	28	-	-	-	-	-				
		Paul Baxter	18	0	2	2	66	2	0	0	0	10				
MOST ASSISTS GARY SUTER 3		Michael Vernon	54	0	2	2	14	5	0	0	0	0				
		Brett Hull	5	1	0	1	0	4	2	1	3	0				
		Doug Dadswell	2	0	0	0	0	-	-	-	-	-				
MOST PENALTY MINUTES TIM HUNTER 51		Rejean Lemelin	34	0	0	0	20	2	0	1	1	0				
		TOTALS	80	318	538	856	2018	6	15	26	41	192				
		GOALTENDER	GP	MP	GA	GAA	W-L-OTL	SO	EN	GP	MP	GA	GAA	W-L	SO	EN
MOST WINS GOALIE MICHAEL VERNON 2		Rejean Lemelin	34	1735	94	3.25	16-9-1	2	4	2	101	6	3.56	0-1	0	0
		Michael Vernon	54	2957	178	3.61	30-21-1	1	2	5	263	16	3.65	2-3	0	0
		Doug Dadswell	2	125	10	4.80	0-1-1	0	1	-	-	-	-	-	-	-
OVERTIME GOAL MIKE BULLARD 1		TOTALS	80	4817	282	3.61	46-31-3	3	7	6	364	22	3.63	2-4	0	0

1985-86

FLAMES VS MONTREAL FOR STANLEY CUP

COACH	REGULAR SEASON							PLAYOFFS				
	GP	W	L	T	PTS	GF	GA	GP	W	L	GF	GA
Bob Johnson	80	40	31	9	89	354	315	22	12	10	81	69

Regular Season: 2nd Smythe Division, 6th overall. Playoffs: Smythe Division Semi-Finals – defeated Winnipeg 3-0; Smythe Division Finals – defeated Edmonton 4-3; Conference Finals – defeated St. Louis 4-3; Stanley Cup Finals – lost to Montreal 4-1.

PLAYER		REGULAR SEASON					PLAYOFFS							
		GP	G	A	PTS	PIM	GP	G	A	PTS	PIM			
Joe Mullen	STL	48	28	24	52	10	-	-	-	-	-			
	CGY	29	16	22	38	11	21	12	7	19	4			
	TOTALS	77	44	46	90	21	21	12	7	19	4			
Dan Quinn		78	30	42	72	44	18	8	7	15	10			
Lanny McDonald		80	28	43	71	44	22	11	7	18	30			
John Tonelli	NYI	65	20	41	61	50	-	-	-	-	-			
	CGY	9	3	4	7	10	22	7	9	16	49			
	TOTALS	74	23	45	68	60	22	7	9	16	49			
Gary Suter		80	18	50	68	141	10	2	8	10	8			
Al MacInnis		77	11	57	68	76	21	4	15	19	30			
Hakan Loob		68	31	36	67	36	22	4	10	14	6			
Joel Otto		79	25	34	59	188	22	5	10	15	80			
Jim Peplinski		77	24	35	59	214	22	5	9	14	107			
Carey Wilson		76	29	29	58	24	9	0	2	2	2			
Steve Bozek		64	21	22	43	24	14	2	6	8	32			
Doug Risebrough		62	15	28	43	169	22	7	9	16	38			
Perry Berezan		55	12	21	33	39	8	1	1	2	6			
Paul Reinhart		32	8	25	33	15	21	5	13	18	4			
Jamie Macoun		77	11	21	32	81	22	1	6	7	23			
Richard Kromm		63	12	17	29	31	-	-	-	-	-			
Colin Patterson		61	14	13	27	22	19	6	3	9	10			
Steve Konroyd		59	7	20	27	64	-	-	-	-	-			
Eddy Beers		33	11	10	21	8	-	-	-	-	-			
Neil Sheehy		65	2	16	18	271	22	0	2	2	79			
Tim Hunter		66	8	7	15	291	19	0	3	3	108			
Gino Cavallini		27	7	7	14	26	-	-	-	-	-			
Charlie Bourgeois		29	5	5	10	128	-	-	-	-	-			
Terry Johnson	STL	49	0	4	4	87	-	-	-	-	-			
	CGY	24	1	4	5	71	17	0	3	3	64			
	TOTALS	73	1	8	9	158	17	0	3	3	64			
Paul Baxter		47	4	3	7	194	13	0	1	1	55			
Rejean Lemelin		60	0	5	5	10	3	0	1	1	0			
Rik Wilson	STL	32	0	4	4	48	-	-	-	-	-			
	CGY	2	0	0	0	0	-	-	-	-	-			
	TOTALS	34	0	4	4	48	-	-	-	-	-			
Yves Courteau		4	1	1	2	0	1	0	0	0	0			
Brian Bradley		5	0	1	1	0	1	0	0	0	0			
Nick Fotiu		9	0	1	1	21	11	0	1	1	34			
Michael Vernon		18	0	1	1	4	21	0	1	1	0			
Robin Bartel		1	0	0	0	0	6	0	0	0	16			
Dale DeGray		1	0	0	0	0	-	-	-	-	-			
Mark Lamb		1	0	0	0	0	-	-	-	-	-			
Marc D'Amour		15	0	0	0	22	-	-	-	-	-			
Brett Hull		-	-	-	-	-	2	0	0	0	0			
TOTALS		80	354	580	934	2279	22	81	135	216	805			
GOALTENDER	GP	MP	GA	GAA	W-L-OTL	SO	EN	GP	MP	GA	GAA	W-L	SO	EN
Michael Vernon	18	921	52	3.39	9-3-3	1	0	21	1229	60	2.93	12-9	0	2
Marc D'Amour	15	560	32	3.43	2-4-2	0	0	-	-	-	-	-	-	-
Rejean Lemelin	60	3369	229	4.08	29-24-4	1	2	3	109	7	3.85	0-1	0	0
TOTALS	80	4850	313	3.87	40-31-9	2	2	22	1338	67	3.09	12-10	0	2

REGULAR SEASON

MOST POINTS

JOE MULLEN
90
(CALGARY 38,
ST. LOUIS 52)

MOST GOALS

JOE MULLEN
44
(CALGARY 16,
ST. LOUIS 28)

MOST ASSISTS

AL MACINNIS
57

MOST PENALTY

MINUTES
TIM HUNTER
291

MOST WINS GOALIE

REJEAN LEMELIN
29

TROPHIES/AWARDS

CALDER
MEMORIAL TROPHY
GARY SUTER

MOLSON CUP

HAKAN LOOB

PLAYOFFS

MOST POINTS

JOE MULLEN
AL MACINNIS
19

MOST GOALS

JOE MULLEN
12

MOST ASSISTS

AL MACINNIS
15

MOST PENALTY

MINUTES
TIM HUNTER
108

MOST WINS GOALIE

MICHAEL VERNON
12

OVERTIME GOAL

LANNY McDONALD
1

1984-85

NILSSON FINISHES WITH 99 POINTS

COACH	REGULAR SEASON							PLAYOFFS				
	GP	W	L	T	PTS	GF	GA	GP	W	L	GF	GA
Bob Johnson	80	41	27	12	94	363	302	4	1	3	13	15

Regular Season: 3rd Smythe Division, tied 6th overall. Playoffs: Smythe Division Semi-Finals – lost to Winnipeg 3-1.

	REGULAR SEASON						PLAYOFFS								
	PLAYER	GP	G	A	PTS	PIM	GP	G	A	PTS	PIM				
REGULAR SEASON															
MOST POINTS KENT NILSSON 99	Kent Nilsson	77	37	62	99	14	3	0	1	1	0				
	Hakan Loob	78	37	35	72	14	4	3	3	6	0				
	Carey Wilson	74	24	48	72	27	4	0	0	0	0				
	Paul Reinhart	75	23	46	69	18	4	1	1	2	0				
MOST GOALS KENT NILSSON HAKAN LOOB 37	Eddy Beers	74	28	40	68	94	3	1	0	1	0				
	Al MacInnis	67	14	52	66	75	4	1	2	3	8				
	Dan Quinn	74	20	38	58	22	3	0	0	0	0				
MOST ASSISTS KENT NILSSON 62	Richard Kromm	73	20	32	52	32	3	0	1	1	4				
	Jim Peplinski	80	16	29	45	111	4	1	3	4	11				
MOST PENALTY MINUTES TIM HUNTER 259	Colin Patterson	57	22	21	43	5	4	0	0	0	5				
	Mike Eaves	56	14	29	43	10	-	-	-	-	-				
	Jamie Macoun	70	9	30	39	67	4	1	0	1	4				
	Lanny McDonald	43	19	18	37	36	1	0	0	0	0				
MOST WINS GOALIE REJEAN LEMELIN 30	Steve Bozek	54	13	22	35	6	3	1	0	1	4				
	Steve Tambellini	47	19	10	29	4	-	-	-	-	-				
	Steve Konroyd	64	3	23	26	73	4	1	4	5	2				
TROPHIES/AWARDS	Tim Hunter	71	11	11	22	259	4	0	0	0	24				
	Paul Baxter	70	5	14	19	126	4	0	1	1	18				
MOLSON CUP REJEAN LEMELIN	Gino Cavallini	27	6	10	16	14	3	0	0	0	4				
	Kari Eloranta	65	2	11	13	39	-	-	-	-	-				
PLAYOFFS	Doug Risebrough	15	7	5	12	49	4	0	3	3	12				
	Joel Otto	17	4	8	12	30	3	2	1	3	10				
MOST POINTS HAKAN LOOB 6	Charlie Bourgeois	47	2	10	12	134	4	0	0	0	17				
	Neil Sheehy	31	3	4	7	109	-	-	-	-	-				
	Perry Berezan	9	3	2	5	4	2	1	0	1	4				
MOST GOALS HAKAN LOOB 3	Jim Jackson	10	1	4	5	0	-	-	-	-	-				
	Yves Courteau	14	1	4	5	4	-	-	-	-	-				
	Bruce Eakin	1	0	0	0	0	-	-	-	-	-				
MOST ASSISTS STEVE KONROYD 4	Don Edwards	34	0	0	0	4	-	-	-	-	-				
	Rejean Lemelin	56	0	0	0	4	4	0	0	0	0				
MOST PENALTY MINUTES TIM HUNTER 24	TOTALS	80	363	618	981	1384	4	13	20	33	127				
	GOALTENDER	GP	MP	GA	GAA	W-L-OTL	SO	EN	GP	MP	GA	GAA	W-L	SO	EN
	Rejean Lemelin	56	3176	183	3.46	30-12-10	1	3	4	248	14	3.39	1-3	1	1
MOST WINS GOALIE REJEAN LEMELIN 1	Don Edwards	34	1691	115	4.08	11-15-2	1	1	-	-	-	-	-	-	-
	TOTALS	80	4867	298	3.67	41-27-12	2	4	4	248	14	3.39	1-3	1	1

1983-84

FLAMES OPEN NEW HOME — SADDLEDOME

COACH	REGULAR SEASON							PLAYOFFS				
	GP	W	L	T	PTS	GF	GA	GP	W	L	GF	GA
Bob Johnson	80	34	32	14	82	311	314	11	6	5	41	46

Regular Season: 2nd Smythe Division, 10th overall. Playoffs: Smythe Division Semi-Finals — defeated Vancouver 3-1;
Smythe Division Finals — lost to Edmonton 4-3.

PLAYER	REGULAR SEASON					PLAYOFFS				
	GP	G	A	PTS	PIM	GP	G	A	PTS	PIM
Kent Nilsson	67	31	49	80	22	-	-	-	-	-
Eddy Beers	73	36	39	75	88	11	2	5	7	12
Lanny McDonald	65	33	33	66	64	11	6	7	13	6
Hakan Loob	77	30	25	55	22	11	2	3	5	2
Dan Quinn	54	19	33	52	20	8	3	5	8	4
Doug Risebrough	77	23	28	51	161	11	2	1	3	25
Mike Eaves	61	14	36	50	20	11	4	4	8	2
Al MacInnis	51	11	34	45	42	11	2	12	14	13
Kari Eloranta	78	5	34	39	44	6	0	2	2	2
Jim Peplinski	74	11	22	33	114	11	3	4	7	21
Jamie Macoun	72	9	23	32	97	11	1	0	1	0
Colin Patterson	56	13	14	27	15	11	1	1	2	6
Paul Baxter	74	7	20	27	182	11	0	2	2	37
Steve Tambellini	73	15	10	25	16	2	0	1	1	0
Richard Kromm	53	11	12	23	27	11	1	1	2	9
Paul Reinhart	27	6	15	21	10	11	6	11	17	2
Steve Bozek	46	10	10	20	16	10	3	1	4	15
Jim Jackson	49	6	14	20	13	6	1	1	2	4
Steve Konroyd	80	1	13	14	94	8	1	2	3	8
Dave Hindmarch	29	6	5	11	2	-	-	-	-	-
Tony Stiles	30	2	7	9	20	-	-	-	-	-
Jamie Hislop	27	1	8	9	2	-	-	-	-	-
Tim Hunter	43	4	4	8	130	7	0	0	0	21
Carey Wilson	15	2	5	7	2	6	3	1	4	2
Mickey Volcan	19	1	4	5	18	-	-	-	-	-
Charlie Bourgeois	17	1	3	4	35	8	0	1	1	27
Bruce Eakin	7	2	1	3	4	-	-	-	-	-
Kari Jalonen	9	0	3	3	0	-	-	-	-	-
Rejean Lemelin	51	0	3	3	6	8	0	0	0	0
Keith Hanson	25	0	2	2	77	-	-	-	-	-
Don Edwards	41	0	2	2	2	6	0	0	0	0
Neil Sheehy	1	1	0	1	2	4	0	0	0	4
Danny Bolduc	2	0	1	1	0	1	0	0	0	0
Michael Vernon	1	0	0	0	0	-	-	-	-	-
Jeff Brubaker	4	0	0	0	19	-	-	-	-	-
TOTALS	80	311	512	823	1386	11	41	65	106	222

GOALTENDER	REGULAR SEASON							PLAYOFFS						
	GP	MP	GA	GAA	W-L-OTL	SO	EN	GP	MP	GA	GAA	W-L	SO	EN
Rejean Lemelin	51	2568	150	3.50	21-12-9	0	0	8	448	32	4.29	2-1	0	1
Don Edwards	41	2303	157	4.09	13-19-5	0	3	6	217	12	3.32	4-4	0	1
Michael Vernon	1	11	4	21.82	0-1-0	0	0	-	-	-	-	-	-	-
TOTALS	80	4882	311	3.82	34-32-14	0	3	11	665	46	4.15	6-5	0	2

REGULAR SEASON

MOST POINTS

KENT NILSSON
80

MOST GOALS

EDDY BEERS
36

MOST ASSISTS

KENT NILSSON
49

MOST PENALTY MINUTES

PAUL BAXTER
182

MOST WINS GOALIE

REJEAN LEMELIN
21

TROPHIES/AWARDS

NHL ROOKIE

ALL-STAR
HAKAN LOOB
JAMIE MACOUN

MOLSON CUP

REJEAN LEMELIN

PLAYOFFS

MOST POINTS

PAUL REINHART
17

MOST GOALS

PAUL REINHART
LANNY McDONALD
6

MOST ASSISTS

AL MACINNIS
12

MOST PENALTY MINUTES

PAUL BAXTER
37

MOST WINS GOALIE

REJEAN LEMELIN
4

OVERTIME GOALS

CAREY WILSON
LANNY McDONALD
1

1982-83

JOHNSON NEW COACH, LANNY McDONALD 66 GOALS

COACH	REGULAR SEASON							PLAYOFFS				
	GP	W	L	T	PTS	GF	GA	GP	W	L	GF	GA
Bob Johnson	80	32	34	14	78	321	317	9	4	5	30	49

Regular Season: 2nd Smythe Division, 12th overall. Playoffs: Smythe Division Semi-Finals defeated – Vancouver 3-1; Smythe Division Finals – lost to Edmonton 4-1.

	REGULAR SEASON						PLAYOFFS								
	PLAYER	GP	G	A	PTS	PIM	GP	G	A	PTS	PIM				
REGULAR SEASON	Kent Nilsson	80	46	58	104	10	9	1	11	12	2				
	MOST POINTS KENT NILSSON 104	Lanny McDonald	80	*66	32	98	90	7	3	4	7	19			
		Paul Reinhart	78	17	58	75	28	9	6	3	9	2			
		Guy Chouinard	80	13	59	72	18	9	1	6	7	4			
	MOST GOALS LANNY McDONALD 66	Doug Risebrough	71	21	37	58	138	9	1	3	4	18			
		Mel Bridgeman	79	19	31	50	103	9	3	4	7	33			
		Kari Eloranta	80	4	40	44	43	9	1	3	4	17			
	MOST ASSISTS GUY CHOUINARD 59	Jim Peplinski	80	15	26	41	134	8	1	12	45				
		Kevin LaVallee	60	19	16	35	17	8	1	3	4	4			
		Jamie Hislop	79	14	19	33	17	9	0	2	2	6			
MOST PENALTY MINUTES DOUG RISEBROUGH 138	Phil Russell	78	13	18	31	112	9	1	4	5	24				
	Eddy Beers	41	11	15	26	21	8	1	1	2	27				
MOST WINS GOALIE REJEAN LEMELIN DON EDWARDS 16	Dave Hindmarch	60	11	12	23	23	4	0	0	0	4				
	Jim Jackson	48	8	12	20	7	8	2	1	3	2				
	Steve Christoff	45	9	8	17	4	1	0	0	0	0				
TROPHIES/AWARDS	Steve Konroyd	79	4	13	17	73	9	2	1	3	18				
	Richie Dunn	80	3	11	14	47	9	1	1	2	8				
NHL 2ND ALL-STAR	Carl Mokosak	41	7	6	13	87	-	-	-	-	-				
	Kari Jalonen	25	9	3	12	4	5	1	0	1	0				
BILL MASTERTON TROPHY	Greg Meredith	35	5	4	9	8	5	3	1	4	4				
	Charlie Bourgeois	15	2	3	5	21	-	-	-	-	-				
MOLSON CUP LANNY McDONALD	Jamie Macoun	22	1	4	5	25	9	0	2	2	8				
	Rejean Lemelin	39	0	5	5	7	7	0	0	0	0				
PLAYOFFS	Al MacInnis	14	1	3	4	9	-	-	-	-	-				
MOST POINTS KENT NILSSON 12	Pierre Rioux	14	1	2	3	4	-	-	-	-	-				
	Denis Cyr	11	1	1	2	0	-	-	-	-	-				
MOST GOALS PAUL REINHART 6	Tim Hunter	16	1	0	1	54	9	1	0	1	70				
	Pat Ribble	28	0	1	1	18	-	-	-	-	-				
	Don Edwards	39	0	1	1	0	5	0	0	0	0				
MOST ASSISTS KENT NILSSON 11	Michael Vernon	2	0	0	0	0	-	-	-	-	-				
	Howard Walker	3	0	0	0	7	-	-	-	-	-				
	Tim Harrer	3	0	0	0	2	-	-	-	-	-				
MOST PENALTY MINUTES TIM HUNTER 70	Gord Hampson	4	0	0	0	5	-	-	-	-	-				
	Tim Bernhardt	6	0	0	0	0	-	-	-	-	-				
	BENCH	-	-	-	-	-	-	-	-	-	2				
MOST WINS GOALIE REJEAN LEMELIN 3	TOTALS	80	321	498	819	1156	9	30	51	81	317				
OVERTIME GOALS EDDY BEERS GREG MEREDITH 1	GOALTENDER	GP	MP	GA	GAA	W-L-OTL	SO	EN	GP	MP	GA	GAA	W-L	SO	EN
	Rejean Lemelin	39	2211	133	3.61	16-12-8	0	3	7	327	27	4.95	3-3	0	0
	Don Edwards	39	2209	148	4.02	16-15-6	1	1	5	226	22	5.84	1-2	0	0
	Tim Bernhardt	6	280	21	4.50	0-5-0	0	0	-	-	-	-	-	-	-
	Michael Vernon	2	100	11	6.60	0-2-0	0	0	-	-	-	-	-	-	-
	TOTALS	80	4800	313	3.91	32-34-14	1	4	9	553	49	5.32	4-5	0	0

1981-82

LANNY McDONALD A FLAME, RUSSELL NAMED CAPTAIN

COACH	REGULAR SEASON							PLAYOFFS				
	GP	W	L	T	PTS	GF	GA	GP	W	L	GF	GA
Al MacNeil	80	29	34	17	75	334	345	3	0	3	5	10

Regular Season: 3rd Smythe Division, 12th overall. Playoffs: Smythe Division Semi-Finals – lost to Vancouver 3-0.

PLAYER	REGULAR SEASON						PLAYOFFS				
	GP	G	A	PTS	PIM		GP	G	A	PTS	PIM
Mel Bridgeman	PHI	9	7	5	12	47	-	-	-	-	-
	CGY	63	26	49	75	94	3	2	0	2	14
TOTALS	72	33	54	87	141		3	2	0	2	14
Lanny McDonald	COL	16	6	9	15	20	-	-	-	-	-
	CGY	55	34	33	67	37	3	0	1	1	6
TOTALS	71	40	42	82	57		3	0	1	1	6
Guy Chouinard	64	23	57	80	12		3	0	1	1	0
Pekka Rautakallio	80	17	51	68	40		3	0	0	0	0
Jim Peplinski	74	30	37	67	115		3	1	0	1	13
Kevin LaVallee	75	32	29	61	30		3	0	0	0	7
Paul Reinhart	62	13	48	61	17		3	0	1	1	2
Willi Plett	78	21	36	57	288		3	1	2	3	39
Kent Nilsson	41	26	29	55	8		3	0	3	3	2
Ken Houston	70	22	22	44	91		3	1	0	1	4
Jamie Hilsop	80	16	25	41	35		3	0	0	0	0
Phil Russell	71	4	25	29	110		3	0	1	1	2
Gary McAdam	46	12	15	27	18		3	0	0	0	0
Denis Cyr	45	12	10	22	13		-	-	-	-	-
Dan Labraaten	43	10	12	22	6		3	0	0	0	0
Bob Murdoch	73	3	17	20	76		3	0	0	0	0
Don Lever	23	8	11	19	6		-	-	-	-	-
Steve Konroyd	63	3	14	17	78		3	0	0	0	12
Bill Clement	69	4	12	16	28		3	0	0	0	2
Charlie Bourgeois	54	2	13	15	112		3	0	0	0	7
Bob MacMillan	23	4	7	11	14		-	-	-	-	-
Eric Vail	6	4	1	5	0		-	-	-	-	-
Kari Eloranta	19	0	5	5	14		-	-	-	-	-
Pat Riffin	52	0	5	5	4		3	0	0	0	0
Dave Hindmarch	9	3	0	3	0		-	-	-	-	-
Bob Gould	16	3	0	3	4		-	-	-	-	-
Pat Ribble	WSH	12	1	2	3	14	-	-	-	-	-
	CGY	3	0	0	0	2	-	-	-	-	-
TOTALS	15	1	2	3	16		-	-	-	-	-
Eddy Beers	5	1	1	2	21		-	-	-	-	-
Mike Dwyer	5	0	2	2	0		-	-	-	-	-
Gord Wappel	11	1	0	1	6		-	-	-	-	-
Carl Mokosak	1	0	1	1	0		-	-	-	-	-
Brad Marsh	17	0	1	1	10		-	-	-	-	-
Rejean Lemelin	34	0	1	1	0		-	-	-	-	-
Randy Turnbull	1	0	0	0	2		-	-	-	-	-
Bruce Eakin	1	0	0	0	0		-	-	-	-	-
Bobby Lalonde	1	0	0	0	0		-	-	-	-	-
Tim Hunter	2	0	0	0	9		-	-	-	-	-
Al MacInnis	2	0	0	0	0		-	-	-	-	-
Randy Holt	8	0	0	0	9		-	-	-	-	-
BENCH	-	-	-	-	-		-	-	-	-	2
TOTALS	80	334	569	903	1291		3	5	9	14	112

GOALTENDER	GP	MP	GA	GAA	W-L-OTL	SO	EN	GP	MP	GA	GAA	W-L	SO	EN
Pat Riffin	52	2934	207	4.23	19-19-11	2	1	3	194	10	3.09	0-3	0	0
Rejean Lemelin	34	1866	135	4.34	10-15-6	0	2	-	-	-	-	-	-	-
TOTALS	80	4800	342	4.28	29-34-17	2	3	3	194	10	3.09	0-3	0	0

REGULAR SEASON

MOST POINTS

MEL BRIDGEMAN
87
(CALGARY 75,
PHILADELPHIA 12)

MOST GOALS

LANNY McDONALD
40
(CALGARY 34,
COLORADO 6)

MOST ASSISTS

GUY CHOUINARD
57

MOST PENALTY MINUTES

WILLI PLETT
288

MOST WINS GOALIE

PAT RIGGIN
19

TROPHIES/AWARDS

MOLSON CUP

PAT RIGGIN

PLAYOFFS

MOST POINTS

WILLI PLETT
KENT NILSSON
3

MOST GOALS

MEL BRIDGEMAN
2

MOST ASSISTS

KENT NILSSON
3

MOST PENALTY MINUTES

WILLI PLETT
39

1980-81

FLAMES AND NHL COME TO CALGARY

COACH	REGULAR SEASON							PLAYOFFS				
	GP	W	L	T	PTS	GF	GA	GP	W	L	GF	GA
Al MacNeil	80	39	27	14	92	329	298	16	9	7	56	60

Regular Season: 3rd Patrick Division, 7th overall. Playoffs: Preliminary Round – defeated Chicago 3-0;
Quarter-Finals – defeated Philadelphia 4-3; Stanley Cup Semi-Finals – lost to Minnesota 4-2.

	REGULAR SEASON						PLAYOFFS								
REGULAR SEASON	PLAYER	GP	G	A	PTS	PIM	GP	G	A	PTS	PIM				
MOST POINTS KENT NILSSON 131	Kent Nilsson	80	49	*82	*131	26	16	3	14	17	4				
	Guy Chouinard	52	31	52	83	24	16	3	14	17	4				
	Willi Plett	78	38	30	68	239	15	8	4	12	89				
	Paul Reinhart	74	18	49	67	52	16	1	14	15	16				
	Eric Vail	64	28	36	64	23	6	0	0	0	0				
	Bob MacMillan	77	28	35	63	47	16	8	6	14	7				
	Don Lever	62	26	31	57	56	16	4	7	11	20				
	Jamie Hislop	QUE	50	19	22	41	15	-	-	-	-	-			
		CGY	29	6	9	15	11	16	3	0	3	5			
		TOTALS	79	25	31	56	26	16	3	0	3	5			
MOST GOALS KENT NILSSON 49	Pekka Rautakallio	76	11	45	56	64	16	2	4	6	6				
	Willi Plett	80	13	25	38	108	16	2	3	5	11				
	Kevin LaVallee	77	15	20	35	16	8	2	3	5	4				
	Bill Clement	78	12	20	32	33	16	2	1	3	6				
	Ken Houston	42	15	15	30	93	16	7	8	15	30				
MOST ASSISTS KENT NILSSON 82	Phil Russell	80	6	23	29	104	16	2	7	9	29				
	Dan Labraaten	DET	44	3	8	11	12	-	-	-	-	-			
		CGY	27	9	7	16	13	5	1	0	1	4			
		TOTALS	71	12	15	27	25	5	1	0	1	4			
		Bob Murdoch	74	3	19	22	54	16	1	4	5	36			
MOST PENALTY MINUTES WILLI PLETT 239	Brad Marsh	80	1	12	13	87	16	0	5	5	8				
	Bert Wilson	50	5	7	12	94	1	0	0	0	0				
	Brad Smith	45	7	4	11	65	-	-	-	-	-				
	Alex McKendry	36	3	6	9	19	-	-	-	-	-				
	Earl Ingarfield	16	2	3	5	6	-	-	-	-	-				
MOST WINS GOALIE PAT RIGGIN 21	Denis Cyr	10	1	4	5	0	-	-	-	-	-				
	Randy Holt	48	0	5	5	165	13	2	2	4	52				
	Dan Bouchard	14	0	4	4	6	-	-	-	-	-				
	Dave Hindmarch	1	1	0	1	0	6	0	0	0	2				
	Greg Meredith	3	1	0	1	0	-	-	-	-	-				
TROPHIES/AWARDS MOLSON CUP KENT NILSSON	Mike Dwyer	4	0	1	1	4	1	1	0	1	0				
	Gord Wappel	7	0	1	1	4	-	-	-	-	-				
	Rejean Lemelin	29	0	1	1	2	6	0	0	0	0				
	Pat Rigginn	42	0	1	1	7	11	0	0	0	0				
	Tony Curtale	2	0	0	0	0	-	-	-	-	-				
PLAYOFFS	Bob Gould	3	0	0	0	0	11	3	1	4	4				
	Steve Konroyd	4	0	0	0	4	-	-	-	-	-				
	TOTALS	80	329	547	876	1426	16	55	92	147	335				
	GOALTENDER	GP	MP	GA	GAA	W-L-OTL	SO	EN	GP	MP	GA	GAA	W-L	SO	EN
	Rejean Lemelin	29	1629	88	3.24	14-6-7	2	2	6	366	22	3.61	3-3	0	0
MOST POINTS GUY CHOUINARD 17	Pat Rigginn	42	2411	154	3.83	21-16-4	0	2	11	629	37	3.53	6-4	0	1
	Dan Bouchard	14	760	51	4.06	4-5-3	0	0	-	-	-	-	-	-	-
	TOTALS	80	4800	298	3.73	39-27-14	2	4	16	985	59	3.59	9-7	0	1
MOST GOALS BOB MACMILLAN WILLI PLETT 8															
MOST ASSISTS GUY CHOUINARD PAUL REINHART 14															
MOST PENALTY MINUTES WILLI PLETT 89															
MOST WINS GOALIE PAT RIGGIN 6															
OVERTIME GOAL WILLI PLETT 1															



ATLANTA FLAMES 1972-1980



SEASON	COACH	GP	W	L	T	GF	GA	PTS	FINISHED	PLAYOFF RESULT
1972-73	Bernie Geoffrion	78	25	38	15	191	239	65	7th West Div.	Did Not Qualify
1973-74	Bernie Geoffrion	78	30	34	14	214	238	74	4th West Div.	Lost Quarter-Final
1974-75	Bernie Geoffrion/ Fred Creighton	80	34	31	15	243	233	83	4th Patrick Div.	Did Not Qualify
1975-76	Fred Creighton	80	35	33	12	262	237	82	3rd Patrick Div.	Lost Prelim. Round
1976-77	Fred Creighton	80	34	34	12	264	265	80	3rd Patrick Div.	Lost Prelim. Round
1977-78	Fred Creighton	80	34	27	19	274	252	87	3rd Patrick Div.	Lost Prelim. Round
1978-79	Fred Creighton	80	41	31	8	327	280	90	4th Patrick Div.	Lost Prelim. Round
1979-80	Al MacNeil	80	35	32	13	282	269	83	4th Patrick Div.	Lost Prelim. Round

ATLANTA FLAMES TOP 50 CAREER SCORING

PLAYER	GP	G	A	PTS	PIM	PLAYER	GP	G	A	PTS	PIM
Lysiak, Tom	445	155	276	431	329	Gibbs, Barry	208	13	55	68	218
Vail, Eric	469	174	209	383	223	Stewart, John	142	35	32	67	71
Chouinard, Guy	318	126	168	294	56	Boldirev, Ivan	65	22	32	54	26
Bennett, Curt	405	126	140	266	190	Rochefort, Leon	110	19	30	49	23
MacMillan, Bob	208	90	131	221	50	St. Sauveur, Claude	79	24	24	48	23
Comeau, Rey	468	88	126	214	153	Flett, Bill	102	27	21	48	36
Houston, Ken	350	91	108	199	332	Lemieux, Jean	140	10	38	48	35
Clement, Bill	297	69	107	176	136	Reinhart, Paul	79	9	38	47	31
Plett, Willi	296	91	83	174	738	Price, Noel	199	5	40	45	160
Manery, Randy	377	30	142	172	242	Harvey, Buster	80	17	27	44	16
Romanchych, Larry	288	68	95	163	100	Russell, Phil	93	6	37	43	143
Leiter, Bobby	234	64	81	145	41	Ribble, Pat	172	12	30	42	168
Kea, Ed	316	22	92	114	283	Meehan, Gerry	62	11	30	41	8
Pronovost, Jean	155	52	58	110	42	Simpson, Robert	127	23	18	41	94
Richard, Jacques	215	57	46	103	108	Kryskow, Dave	79	15	25	40	65
McCreary, Keith	231	49	50	99	91	Hextall, Bryan Jr.	114	20	20	40	117
Quinn, Pat	374	12	87	99	555	Hicke, Ernie	58	14	23	37	37
Lalonde, Bobby	154	38	56	94	54	Murdoch, Bob	115	10	27	37	72
Nilsson, Kent	80	40	53	93	10	Laurence, Red	59	14	20	34	6
Mulhern, Richard	207	25	67	92	153	Unger, Garry	79	17	16	33	39
Graves, Hilliard	172	37	54	91	63	Rota, Darcy	57	19	13	32	70
Ecclestone, Tim	220	28	62	90	92	Lever, Don	28	14	16	30	4
Gould, John	194	35	50	85	47	Marsh, Brad	160	2	28	30	220
Phillipoff, Harold	118	26	53	79	241	Rautakallio, Pekka	79	5	25	30	18
Shand, Dave	288	14	63	77	324	MacMillan, Billy	78	10	15	25	52

ATLANTA FLAMES GOALTENDING STATS

GOALIE	GP	MIN	W	L	T	GA	SO	GAA
Bouchard, Dan	384	22093	164	134	72	1103	20	3.00
Myre, Phil	211	12230	76	95	32	653	11	3.20
Riggin, Pat	25	1368	11	9	2	73	2	3.20
Lemelin, Reggie	21	1144	8	10	1	70	0	3.67
Belanger, Yves	22	1119	8	10	0	76	1	4.08
Craig, Jim	4	206	1	2	1	13	0	3.79

GAME-BY-GAME RESULTS

2012-13

	DATE	OPP.	RESULT	RECORD	PTS
1	Jan. 20	at SJS	1-4 L	0-1-0-0	0
2	Jan. 21	at ANA	4-5 L	0-2-0-0	0
3	Jan. 23	vs. VAN	2-3 (SOL)	0-2-0-1	1
4	Jan. 26	at EDM	4-3 W	1-2-0-1	3
5	Jan. 31	at COL	3-6 L	1-3-0-1	3
6	Feb. 2	at CHI	2-3 (SOL)	1-3-0-2	4
7	Feb. 5	vs. DET	4-1 W	2-3-0-2	6
8	Feb. 7	vs. CBJ	4-3 (OTW)	3-3-0-2	8
9	Feb. 9	vs. VAN	1-5 L	3-4-0-2	8
10	Feb. 11	at MIN	1-2 (SOL)	3-4-0-3	9
11	Feb. 13	at DAL	7-4 W	4-4-0-3	11
12	Feb. 15	at STL	2-5 L	4-5-0-3	11
13	Feb. 17	vs. DAL	4-3 W	5-5-0-3	13
14	Feb. 18	vs. PHX	0-4 L	5-6-0-3	13
15	Feb. 20	at LAK	1-3 L	5-7-0-3	13
16	Feb. 23	at MIN	3-1 W	6-7-0-3	15
17	Feb. 24	at PHX	5-4 W	7-7-0-3	17
18	Feb. 26	vs. MIN	1-2 (OTL)	7-7-1-3	18
19	Feb. 28	vs. COL	4-5 L	7-8-1-3	18
20	Mar. 3	at VAN	4-2 W	8-8-1-3	20
21	Mar. 6	at SJS	4-1 W	9-8-1-3	22
22	Mar. 8	vs. ANA	0-4 L	9-9-1-3	22
23	Mar. 9	vs. LAK	2-6 L	9-10-1-3	22
24	Mar. 11	vs. LAK	1-3 L	9-11-1-3	22
25	Mar. 13	at DET	5-2 W	10-11-1-3	24
26	Mar. 15	at NAS	6-3 W	11-11-1-3	26
27	Mar. 18	vs. DAL	3-4 L	11-12-1-3	26
28	Mar. 21	vs. NAS	3-5 L	11-13-1-3	26
29	Mar. 22	vs. CBJ	1-5 L	11-14-1-3	26
30	Mar. 24	at STL	3-2 W	12-14-1-3	28
31	Mar. 26	vs. CHI	0-2 L	12-15-1-3	28
32	Mar. 27	at COL	4-3 W	13-15-1-3	30
33	Mar. 29	at CBJ	4-6 L	13-16-1-3	30
34	Apr. 1	vs. EDM	1-4 L	13-17-1-3	30
35	Apr. 3	at EDM	2-8 L	13-18-1-3	30
36	Apr. 5	vs. SJS	1-2 L	13-19-1-3	30
37	Apr. 6	vs. VAN	2-5 L	13-20-1-3	30
38	Apr. 8	vs. COL	3-1 W	14-20-1-3	32
39	Apr. 10	at VAN	1-4 L	14-21-1-3	32
40	Apr. 12	at PHX	3-2 (OTW)	15-21-1-3	34
41	Apr. 13	vs. EDM	4-1 W	16-21-1-3	36
42	Apr. 15	at MIN	3-4 L	16-22-1-3	36
43	Apr. 17	at DET	3-2 W	17-22-1-3	38
44	Apr. 19	at ANA	3-1 W	18-22-1-3	40
45	Apr. 21	vs. MIN	4-1 W	19-22-1-3	42
46	Apr. 23	vs. NAS	3-4 L	19-23-1-3	42
47	Apr. 25	vs. STL	1-4 L	19-24-1-3	42
48	Apr. 26	vs. CHI	1-3 L	19-25-1-3	42

2011-12

	DATE	OPP.	RESULT	RECORD	PTS
1	Oct. 8	vs. PIT	3-5 L	0-1-0-0	0
2	Oct. 10	at STL	2-5 L	0-2-0-0	0
3	Oct. 13	at MTL	4-1 W	1-2-0-0	2
4	Oct. 15	at TOR	2-3 L	1-3-0-0	2
5	Oct. 18	vs. EDM	2-1 W	2-3-0-0	4
6	Oct. 20	vs. NYR	2-3 L (OT)	2-3-1-0	5
7	Oct. 22	vs. NSH	0-2 L	2-4-1-0	5
8	Oct. 26	vs. COL	4-2 W	3-4-1-0	7
9	Oct. 28	vs. STL	3-1 W	4-4-1-0	9
10	Nov. 1	vs. VAN	1-5 L	4-5-1-0	9
11	Nov. 3	at DET	4-1 W	5-5-1-0	11
12	Nov. 4	at BUF	1-2 L	5-6-1-0	11
13	Nov. 6	at COL	2-1 W	6-6-1-0	13
14	Nov. 8	vs. MIN	0-3 L	6-7-1-0	13
15	Nov. 11	at CHI	1-4 L	6-8-1-0	13
16	Nov. 12	at COL	4-3 W	7-8-1-0	15
17	Nov. 15	vs. OTT	1-3 L	7-9-1-0	15
18	Nov. 18	vs. CHI	5-2 W	8-9-1-0	17
19	Nov. 21	at CBJ	1-4 L	8-10-1-0	17
20	Nov. 23	at DET	3-5 L	8-11-1-0	17
21	Nov. 25	at STL	0-2 L	8-12-1-0	17
22	Nov. 27	at MIN	5-2 W	9-12-1-0	19
23	Nov. 29	vs. NSH	1-0 W	10-12-1-0	21
24	Dec. 1	vs. CBJ	3-4 L (SO)	10-12-1-1	22
25	Dec. 3	at EDM	5-3 W	11-12-1-1	24
26	Dec. 4	at VAN	1-5 L	11-13-1-1	24
27	Dec. 6	vs. CAR	7-6 W	12-13-1-1	26
28	Dec. 8	vs. COL	3-2 W	13-13-1-1	28
29	Dec. 10	vs. EDM	3-0 W	14-13-1-1	30
30	Dec. 13	at NSH	1-2 L	14-14-1-1	30
31	Dec. 15	at TBL	4-5 L (OT)	14-14-2-1	31
32	Dec. 16	at FLA	2-3 L (SO)	14-14-2-2	32
33	Dec. 18	at CHI	2-4 L	14-15-2-2	32
34	Dec. 20	vs. MIN	2-1 W	15-15-2-2	34
35	Dec. 22	vs. DET	3-2 W	16-15-2-2	36
36	Dec. 23	at VAN	3-1 W	17-15-2-2	38
37	Dec. 27	at CBJ	2-1 W (SO)	18-15-2-2	40
38	Dec. 29	at NYI	1-3 L	18-16-2-2	40
39	Dec. 30	at OTT	3-4 L (OT)	18-16-3-2	41
40	Jan. 1	at NSH	3-5 L	18-17-3-2	41
41	Jan. 3	at WSH	1-3 L	18-18-3-2	41
42	Jan. 5	at BOS	0-9 L	18-19-3-2	41
43	Jan. 7	vs. MIN	3-1 W	19-19-3-2	43
44	Jan. 10	vs. NJD	6-3 W	20-19-3-2	45
45	Jan. 12	vs. ANA	1-0 W (OT)	21-19-3-2	47
46	Jan. 14	vs. LAK	1-4 L	21-20-3-2	47
47	Jan. 17	at SJS	1-2 L (SO)	21-20-3-3	48
48	Jan. 19	at LAK	2-1 W (SO)	22-20-3-3	50
49	Jan. 21	at EDM	6-2 W	23-20-3-3	52
50	Jan. 24	vs. SJS	0-1 L	23-21-3-3	52
51	Jan. 31	vs. DET	1-3 L	23-22-3-3	52
52	Feb. 3	vs. CHI	3-1 W	24-22-3-3	54
53	Feb. 6	at ANA	2-3 L (SO)	24-22-3-4	55
54	Feb. 8	at SJS	4-3 W	25-22-3-4	57
55	Feb. 9	at PHX	1-2 L (OT)	25-22-4-4	58
56	Feb. 11	vs. VAN	3-2 W (SO)	26-22-4-4	60
57	Feb. 14	vs. TOR	5-1 W	27-22-4-4	62
58	Feb. 16	at DAL	2-3 L (OT)	27-22-5-4	63
59	Feb. 18	at LAK	1-0 W	28-22-5-4	65
60	Feb. 21	vs. EDM	1-6 L	28-23-5-4	65
61	Feb. 23	vs. PHX	3-4 L (SO)	28-23-5-5	66
62	Feb. 25	vs. PHI	4-5 L (SO)	28-23-5-6	67
63	Feb. 27	vs. STL	1-3 L	28-24-5-6	67
64	Mar. 1	at PHX	4-2 W	29-24-5-6	69
65	Mar. 2	at ANA	2-3 L	29-25-5-6	69
66	Mar. 4	vs. DAL	2-3 L (SO)	29-25-5-7	70
67	Mar. 6	vs. MTL	5-4 W	30-25-5-7	72
68	Mar. 9	vs. WPG	5-3 W	31-25-5-7	74
69	Mar. 11	at MIN	4-3 W	32-25-5-7	76
70	Mar. 13	vs. SJS	3-2 W (OT)	33-25-5-7	78
71	Mar. 15	vs. PHX	4-1 W	34-25-5-7	80
72	Mar. 16	at EDM	1-3 L	34-26-5-7	80
73	Mar. 18	vs. CBJ	1-2 L (SO)	34-26-5-8	81
74	Mar. 20	at COL	1-2 L (OT)	34-26-6-8	82
75	Mar. 22	at MIN	2-3 L (SO)	34-26-6-9	83
76	Mar. 24	at DAL	1-4 L	34-27-6-9	83
77	Mar. 26	vs. DAL	5-4 W	35-27-6-9	85
78	Mar. 28	vs. LAK	0-3 L	35-28-6-9	85
79	Mar. 30	vs. COL	1-4 L	35-29-6-9	85
80	Mar. 31	at VAN	2-3 L (OT)	35-29-7-9	86
81	Apr. 5	vs. VAN	3-2 W	36-29-7-9	88
82	Apr. 7	vs. ANA	5-2 W	37-29-7-9	90

GAME-BY-GAME RESULTS

2010-11

DATE	OPP.	RESULT	RECORD	PTS
1 Oct. 7	at EDM	0-4 L	0-1-0-0	0
2 Oct. 10	vs. LAK	3-1 W	1-1-0-0	2
3 Oct. 14	vs. FLA	0-3 L	1-2-0-0	2
4 Oct. 16	vs. EDM	5-3 W	2-2-0-0	4
5 Oct. 19	at NSH	1-0 W(OT)	3-2-0-0	4
6 Oct. 21	at DET	2-4 L	3-3-0-0	6
7 Oct. 22	at CBJ	6-2 W	4-3-0-0	8
8 Oct. 24	vs. SJS	4-0 W	5-3-0-0	10
9 Oct. 26	vs. EDM	5-4 W(SO)	6-3-0-0	12
10 Oct. 28	vs. COL	5-6 L	6-4-0-0	12
11 Oct. 30	vs. WSH	2-7 L	6-5-0-0	12
12 Nov. 3	vs. DET	1-2 L	6-6-0-0	12
13 Nov. 5	at MIN	1-2 L	6-7-0-0	12
14 Nov. 9	at COL	4-2 W	7-7-0-0	14
15 Nov. 12	at PHX	4-5 L	7-8-0-0	14
16 Nov. 13	at SJS	3-4 L	7-9-0-0	14
17 Nov. 17	vs. PHX	1-3 L	7-10-0-0	14
18 Nov. 19	vs. CHI	7-2 W	8-10-0-0	16
19 Nov. 21	at DET	4-5 L(OT)	8-10-1-0	17
20 Nov. 22	at NYR	1-2 L	8-11-1-0	17
21 Nov. 24	at LAK	1-2 L(SO)	8-11-1-1	18
22 Nov. 26	at NJD	3-2 W(SO)	9-11-1-1	20
23 Nov. 27	at PIT	1-4 L	9-12-1-1	20
24 Nov. 29	vs. MIN	3-0 W	10-12-1-1	22
25 Dec. 1	vs. VAN	2-7 L	10-13-1-1	22
26 Dec. 3	at MIN	3-2 W(SO)	11-13-1-1	24
27 Dec. 5	at CHI	2-4 L	11-14-1-1	24
28 Dec. 7	vs. TBL	4-2 W	12-14-1-1	26
29 Dec. 9	at LAK	1-2 L	12-15-1-1	26
30 Dec. 10	at ANA	2-3 L(SO)	12-15-1-2	27
31 Dec. 13	vs. CBJ	3-2 W(OT)	13-15-1-2	29
32 Dec. 16	vs. TOR	5-2 W	14-15-1-2	31
33 Dec. 18	MIN	1-3 L	14-16-1-2	31
34 Dec. 20	at MIN	1-4 L	14-17-1-2	31
35 Dec. 21	at CBJ	1-3 L	14-18-1-2	31
36 Dec. 23	at DAL	3-2 W(SO)	15-18-1-2	33
37 Dec. 27	vs. BUF	5-2 W	16-18-1-2	35
38 Dec. 31	at COL	3-2 W	17-18-1-2	37
39 Jan. 1	vs. EDM	2-1 W	18-18-1-2	39
40 Jan. 3	vs. NYI	2-5 L	18-19-1-2	39
41 Jan. 5	at VAN	1-3 L	18-20-1-2	39
42 Jan. 7	at DET	4-5 L(SO)	18-20-1-3	40
43 Jan. 11	at CAR	5-6 L(SO)	18-20-1-4	41
44 Jan. 14	at OTT	3-2 W	19-20-1-4	43
45 Jan. 15	at TOR	2-1 W(SO)	20-20-1-4	45
46 Jan. 17	at MIN	4-5 L(OT)	20-20-1-4	46
47 Jan. 19	vs. MTL	0-6 L	20-21-1-4	46
48 Jan. 21	vs. DAL	7-4 W	21-21-1-4	48
49 Jan. 22	at VAN	4-3 W(SO)	22-21-1-4	50
50 Jan. 24	vs. NSH	3-1 W	23-21-1-4	52
51 Jan. 26	vs. STL	4-1 W	24-21-1-4	54
52 Feb. 1	at NSH	3-2 W(SO)	25-21-1-4	56
53 Feb. 3	at ATL	4-2 W	26-21-1-4	58
54 Feb. 5	vs. LAK	3-4 L(SO)	26-21-2-5	59
55 Feb. 7	vs. CHI	3-1 W	27-21-2-5	61
56 Feb. 9	vs. OTT	5-2 W	28-21-2-5	63
57 Feb. 11	at ANA	4-5 L(OT)	28-21-3-5	64
58 Feb. 12	at VAN	2-4 L	28-22-3-5	64
59 Feb. 14	at COL	9-1 W	29-22-3-5	66
60 Feb. 16	vs. DAL	4-2 W	30-22-3-5	68
61 Feb. 20	vs. MTL	4-0 W	31-22-3-5	70
62 Feb. 22	vs. BOS	1-3 L	31-23-3-5	70
63 Feb. 25	vs. SJS	3-4 L	31-23-3-6	71
64 Feb. 27	at STL	1-0 W	32-23-3-6	73
65 Mar. 1	at STL	6-0 W	33-23-3-6	75
66 Mar. 2	at CHI	4-6 L	33-24-3-6	75
67 Mar. 4	vs. CBJ	4-3 W	34-24-3-6	77
68 Mar. 6	vs. NSH	3-2 W	35-24-3-6	79
69 Mar. 9	at DAL	4-3 W(SO)	36-24-3-6	81
70 Mar. 10	at PHX	0-3 L	36-25-3-6	81
71 Mar. 12	vs. VAN	3-4 L	36-26-3-6	81
72 Mar. 15	vs. COL	3-4 L	36-27-3-6	81
73 Mar. 17	vs. PHX	5-2 W	37-27-3-6	83
74 Mar. 20	at ANA	4-5 L(OT)	37-27-4-6	84
75 Mar. 21	at LAK	1-2 L(SO)	37-27-4-7	85
76 Mar. 23	at SJS	3-6 L	37-28-4-7	85
77 Mar. 26	at EDM	5-4 W(SO)	38-28-4-7	87
78 Mar. 30	at ANA	2-4 L	38-29-4-7	87
79 Apr. 1	at STL	3-2 W	39-29-4-7	89
80 Apr. 3	at COL	2-1 W	40-29-4-7	91
81 Apr. 6	vs. EDM	6-1 W	41-29-4-7	93
82 Apr. 9	vs. VAN	2-3 L(OT)	41-29-5-7	94

2009-10

DATE	OPP.	RESULT	RECORD	PTS
1 Oct. 1	vs. VAN	5-3 W	1-0-0-0	2
2 Oct. 3	at EDM	4-3 W	2-0-0-0	4
3 Oct. 6	vs. MTL	4-3 W	3-0-0-0	6
4 Oct. 8	at EDM	4-3 W(SO)	4-0-0-0	8
5 Oct. 9	vs. DAL	2-5 L	4-1-0-0	8
6 Oct. 12	at CHI	5-6 L(OT)	4-1-1-0	9
7 Oct. 13	at CBJ	1-2 L	4-2-1-0	9
8 Oct. 16	vs. VAN	5-3 W	5-2-1-0	11
9 Oct. 20	vs. CBJ	6-3 W	6-2-1-0	13
10 Oct. 24	vs. EDM	5-2 W	7-2-1-0	15
11 Oct. 28	vs. COL	2-3 L	7-3-1-0	15
12 Oct. 31	vs. DET	1-3 L	7-4-1-0	15
13 Nov. 4	at DAL	3-2 W(OT)	8-4-1-0	17
14 Nov. 5	at STL	2-1 W(OT)	9-4-1-0	19
15 Nov. 7	vs. NYR	3-1 W	10-4-1-0	21
16 Nov. 10	at MTL	1-0 W	11-4-1-0	23
17 Nov. 13	at BUF	1-2 L(SO)	11-4-1-1	24
18 Nov. 14	at TOR	5-2 W	12-4-1-1	26
19 Nov. 17	vs. COL	2-3 L	12-5-1-1	26
20 Nov. 19	vs. CHI	1-7 L	12-6-1-1	26
21 Nov. 21	at LAK	5-2 W	13-6-1-1	28
22 Nov. 23	at ANA	2-3 L(SO)	13-6-1-2	29
23 Nov. 25	vs. PHX	2-1 W	14-6-1-2	31
24 Nov. 27	at DET	3-0 W	15-6-1-2	33
25 Nov. 28	at CBJ	4-3 W(SO)	16-6-1-2	35
26 Nov. 30	at NSH	5-0 W	17-6-1-2	37
27 Dec. 3	at PHX	1-2 L	17-7-1-2	37
28 Dec. 5	at SJS	2-1 W	18-7-1-2	39
29 Dec. 7	at LAK	1-2 L	18-8-1-2	39
30 Dec. 9	vs. ATL	3-1 W	19-8-1-2	41
31 Dec. 11	vs. MIN	1-2 L(OT)	19-8-2-2	41
32 Dec. 13	at COL	2-3 L	19-9-2-2	42
33 Dec. 15	at STL	3-4 L	19-10-2-2	42
34 Dec. 17	vs. LAK	2-1 W	20-10-2-2	44
35 Dec. 19	vs. NSH	3-5 L	20-11-2-2	44
36 Dec. 23	vs. STL	1-2 L(SO)	20-11-2-3	45
37 Dec. 27	vs. VAN	1-5 L	20-12-2-3	45
38 Dec. 28	at EDM	4-1 W	21-12-2-3	47
39 Dec. 30	vs. LAK	2-1 W	22-12-2-3	49
40 Dec. 31	vs. EDM	2-1 W	23-12-2-3	51
41 Jan. 2	vs. TOR	3-1 W	24-12-2-3	53
42 Jan. 5	at NSH	3-1 W	25-12-2-3	55
43 Jan. 6	at MIN	1-4 L	25-13-2-3	55
44 Jan. 8	vs. CBJ	2-3 L	25-14-2-3	55
45 Jan. 9	at VAN	3-2 W(SO)	26-14-2-3	57
46 Jan. 11	vs. COL	2-3 L(SO)	26-14-2-4	58
47 Jan. 13	vs. PIT	1-3 L	26-15-2-4	58
48 Jan. 15	vs. NSH	0-1 L	26-16-2-4	58
49 Jan. 17	at ANA	4-5 L	26-17-2-4	58
50 Jan. 18	at SJS	1-9 L	26-18-2-4	58
51 Jan. 21	vs. CHI	1-3 L	26-19-2-4	58
52 Jan. 25	vs. STL	0-2 L	26-20-2-4	58
53 Jan. 27	at DAL	3-4 L(SO)	26-20-2-5	59
54 Jan. 28	at PHX	2-3 L(SO)	26-20-2-6	60
55 Jan. 30	vs. EDM	6-1 W	27-20-2-6	62
56 Feb. 1	vs. PHI	0-3 L	27-21-2-6	62
57 Feb. 3	vs. CAR	4-1 W	28-21-2-6	64
58 Feb. 5	at FLA	2-1 W	29-21-2-6	66
59 Feb. 6	at TBL	1-2 L(OT)	29-21-3-6	67
60 Feb. 9	at OTT	2-3 L	29-22-3-6	67
61 Feb. 11	vs. DAL	1-3 L	29-23-3-6	67
62 Feb. 13	vs. ANA	3-1 W	30-23-3-6	69
63 Mar. 3	vs. MIN	0-4 L	30-24-3-6	69
64 Mar. 5	vs. NJD	5-3 W	31-24-3-6	71
65 Mar. 7	at MIN	5-2 W	32-24-3-6	73
66 Mar. 9	at DET	4-2 W	33-24-3-6	75
67 Mar. 11	vs. OTT	2-0 W	34-24-3-6	77
68 Mar. 14	at VAN	1-3 L	34-25-3-6	77
69 Mar. 15	vs. DET	1-2 L	34-26-3-6	77
70 Mar. 17	at COL	3-2 W	35-26-3-6	79
71 Mar. 19	vs. SJS	4-3 W	36-26-3-6	81
72 Mar. 21	at MIN	3-4 L	36-27-3-6	81
73 Mar. 23	vs. ANA	3-1 W	37-27-3-6	83
74 Mar. 25	at NYI	2-3 L	37-28-3-6	83
75 Mar. 27	at BOS	0-5 L	37-29-3-6	83
76 Mar. 28	at WSH	5-3 W	38-29-3-6	85
77 Mar. 31	vs. PHX	2-1 W	39-29-3-6	87
78 Apr. 2	at COL	2-1 W	40-29-3-6	89
79 Apr. 4	at CHI	1-4 L	40-30-3-6	89
80 Apr. 6	vs. SJS	1-2 L	40-31-3-6	89
81 Apr. 8	vs. MIN	1-2 L(SO)	40-31-3-7	90
82 Apr. 10	at VAN	3-7 L	40-32-3-7	90

2008-09

	DATE	OPP.	RESULT	RECORD	PTS
1	Oct. 9	at VAN	0-6 L	0-1-0-0	0
2	Oct. 11	vs VAN	4-5 L(OT)	0-1-1-0	1
3	Oct. 14	vs. COL	5-4 W	1-1-1-0	3
4	Oct. 17	vs. EDM	3-4 L	1-2-1-0	3
5	Oct. 18	at EDM	2-3 L	1-3-1-0	3
6	Oct. 21	vs. WSH	2-1 W	2-3-1-0	5
7	Oct. 23	at NSH	5-3 W	3-3-1-0	7
8	Oct. 25	at PHX	4-1 W	4-3-1-0	9
9	Oct. 28	vs. COL	3-0 W	5-3-1-0	11
10	Oct. 31	vs. BOS	3-2 W	6-3-1-0	13
11	Nov. 1	at LAK	3-2 W	7-3-1-0	15
12	Nov. 2	at ANA	2-3 L	7-4-1-0	15
13	Nov. 4	vs. PHX	2-4 L	7-5-1-0	15
14	Nov. 6	vs. NSH	7-6 W	8-5-1-0	17
15	Nov. 8	at CBJ	1-3 L	8-6-1-0	17
16	Nov. 9	at CHI	1-6 L	8-7-1-0	17
17	Nov. 11	vs. TOR	4-3 W	9-7-1-0	19
18	Nov. 13	at SJS	1-6 L	9-8-1-0	19
19	Nov. 18	vs. COL	4-1 W	10-8-1-0	21
20	Nov. 20	at COL	1-0 W	11-8-1-0	23
21	Nov. 22	vs. DET	2-5 L	11-9-1-0	23
22	Nov. 25	vs. LAK	6-2 W	12-9-1-0	25
23	Nov. 27	at VAN	4-3 W	13-9-1-0	27
24	Nov. 29	vs. VAN	3-1 W	14-9-1-0	29
25	Dec. 2	vs. DAL	1-3 L	14-10-1-0	29
26	Dec. 5	at STL	4-3 W(OT)	15-10-1-0	31
27	Dec. 7	at NYR	3-0 W	16-10-1-0	33
28	Dec. 9	at MTL	1-4 L	16-11-1-0	33
29	Dec. 10	at DET	3-4 L(OT)	16-12-1-0	34
30	Dec. 12	vs. FLA	2-3 L(SO)	16-12-1-1	35
31	Dec. 16	at STL	6-3 W	17-12-1-1	37
32	Dec. 17	at MIN	3-2 W(OT)	18-12-1-1	39
33	Dec. 19	vs. CHI	2-3 L(OT)	18-13-1-1	40
34	Dec. 23	vs. ANA	4-3 W	19-13-1-1	42
35	Dec. 27	vs. OTT	6-3 W	20-13-1-1	44
36	Dec. 29	vs. MIN	2-1 W	21-13-1-1	46
37	Dec. 31	vs. EDM	6-4 W	22-13-1-1	48
38	Jan. 3	at NSH	3-2 W	23-13-1-1	50
39	Jan. 4	at CHI	2-5 L	23-12-1-1	50
40	Jan. 6	vs. SJS	5-2 W	24-12-1-1	52
41	Jan. 8	vs. NYI	5-2 W	25-12-1-1	54
42	Jan. 13	vs. STL	3-1 W	26-12-1-1	56
43	Jan. 15	at SJS	3-2 W	27-12-1-1	58
44	Jan. 17	vs. PHX	3-4 L	27-13-1-1	58
45	Jan. 18	at COL	2-6 L	27-14-1-1	58
46	Jan. 21	vs. CBJ	5-4 W(SO)	28-14-1-1	60
47	Jan. 28	vs. BUF	5-2 W	29-14-1-1	62
48	Jan. 30	vs. NSH	3-1 W	30-14-1-1	64
49	Feb. 2	at COL	3-4 L	30-15-1-1	64
50	Feb. 3	at DAL	1-3 L	30-16-1-1	64
51	Feb. 5	vs. CHI	2-5 L	30-17-1-1	64
52	Feb. 7	vs. ANA	1-2 L	30-18-1-1	64
53	Feb. 9	vs. MTL	2-6 W	31-18-1-1	66
54	Feb. 11	at ANA	2-3 L(OT)	31-18-4-1	67
55	Feb. 12	at LAK	2-0 W	32-18-4-1	69
56	Feb. 14	at PHX	7-5 W	33-18-4-1	71
57	Feb. 17	vs. VAN	3-4 L(SO)	33-18-4-2	72
58	Feb. 19	at MIN	3-2 W(OT)	34-18-4-2	74
59	Feb. 21	at EDM	3-2 W(SO)	35-18-4-2	76
60	Feb. 24	vs. CBJ	4-1 W	36-18-4-2	78
61	Feb. 27	vs. MIN	4-1 W	37-18-4-2	80
62	Mar. 1	vs. TOR	6-8 L	37-19-4-2	80
63	Mar. 3	at OTT	6-3 W	38-19-4-2	82
64	Mar. 5	at PHI	5-1 W	39-19-4-2	84
65	Mar. 6	at CAR	1-6 L	39-20-4-2	84
66	Mar. 8	at NJD	2-5 L	39-21-4-2	84
67	Mar. 10	at ATL	2-3 L	39-22-4-2	84
68	Mar. 12	at DET	6-5 W(SO)	40-22-4-2	86
69	Mar. 14	vs. TOR	6-8 L	40-23-4-2	86
70	Mar. 18	vs. DAL	2-1 W	41-23-4-2	88
71	Mar. 20	vs. STL	2-3 L	41-24-4-2	88
72	Mar. 23	vs. DET	5-3 W	42-24-4-2	90
73	Mar. 25	at PIT	0-2 L	42-25-4-2	90
74	Mar. 26	at CBJ	0-5 L	42-26-4-2	90
75	Mar. 28	vs. MIN	3-2 W	43-26-4-2	92
76	Mar. 30	vs. SJS	1-2 L	43-27-4-2	92
77	Apr. 2	at DAL	2-1 W	44-27-4-2	94
78	Apr. 3	at MIN	0-4 L	44-28-4-2	94
79	Apr. 6	vs. LAK	4-1 W	45-28-4-2	96
80	Apr. 7	at VAN	1-4 L	45-29-4-2	96
81	Apr. 10	at EDM	1-5 L	45-30-4-2	96
82	Apr. 11	vs. VAN	4-1 W	46-30-4-2	96

GAME-BY-GAME RESULTS

2007-08

DATE	OPP.	RESULT	RECORD	PTS
1 Oct. 4	vs. PHI	2-3 L	0-1-0-0	0
2 Oct. 6	vs. VAN	3-4 L(OT)	0-1-1-0	1
3 Oct. 10	at DET	2-4 L	0-2-1-0	1
4 Oct. 12	at DAL	3-2 W(OT)	1-2-1-0	3
5 Oct. 13	at NSH	7-4 W	2-2-1-0	5
6 Oct. 16	at COL	4-5 L(SO)	2-2-1-1	3
7 Oct. 18	vs. LAK	4-3 W	3-2-1-1	8
8 Oct. 20	vs. EDM	4-1 W	4-2-1-1	10
9 Oct. 22	vs. SJS	1-4 L	4-3-1-1	10
10 Oct. 24	vs. MIN	5-3 W	5-3-1-1	12
11 Oct. 26	vs. COL	2-3 L(OT)	5-3-2-1	13
12 Oct. 30	vs. NSH	5-1 W	6-3-2-1	15
13 Nov. 1	vs. DET	1-4 L	6-4-2-1	15
14 Nov. 3	at MIN	1-4 L	6-5-2-1	15
15 Nov. 5	at COL	1-4 L	6-6-2-1	15
16 Nov. 8	vs. VAN	2-3 L	6-7-2-1	15
17 Nov. 10	vs. EDM	2-4 L	6-8-2-1	15
18 Nov. 13	vs. MIN	3-2 W	7-8-2-1	17
19 Nov. 17	at EDM	3-1 W	8-8-2-1	19
20 Nov. 18	at VAN	1-4 L	8-9-2-1	19
21 Nov. 20	at COL	4-1 W	9-9-2-1	21
22 Nov. 22	vs. CHI	1-2 L	9-10-2-1	21
23 Nov. 24	at COL	5-2 W	10-10-2-1	23
24 Nov. 25	at STL	0-3 L	10-11-2-1	23
25 Nov. 27	at DET	3-5 L	10-12-2-1	23
26 Nov. 29	vs. ANA	1-4 L	10-13-2-1	23
27 Dec. 1	vs. CBJ	3-4 L(OT)	10-13-3-1	24
28 Dec. 4	vs. STL	3-1 W	11-13-3-1	26
29 Dec. 6	at PIT	2-3 L(SO)	11-13-3-2	29
30 Dec. 9	at CHI	3-2 W	12-13-3-2	29
31 Dec. 11	at STL	2-1 W(SO)	13-13-3-2	31
32 Dec. 13	at TBL	9-6 W	14-13-3-2	33
33 Dec. 14	at CAR	4-3 W	15-13-3-2	35
34 Dec. 16	at STL	5-3 W	16-13-3-2	37
35 Dec. 18	at CBJ	3-1 W	17-13-3-2	39
36 Dec. 21	at DAL	2-3 L(OT)	17-13-4-2	40
37 Dec. 23	vs. NID	0-1 L(OT)	17-13-5-2	41
38 Dec. 27	at VAN	3-5 L	17-14-5-2	41
39 Dec. 29	vs. ANA	5-3 W	18-14-5-2	43
40 Dec. 31	vs. VAN	2-1 W	19-14-5-2	45
41 Jan. 2	vs. NYR	4-3 W	20-14-5-2	47
42 Jan. 3	at SJS	3-2 W(OT)	21-14-5-2	49
43 Jan. 5	at LAK	6-4 W	22-14-5-2	51
44 Jan. 8	vs. PHX	1-3 L	22-15-5-2	51
45 Jan. 11	vs. NYI	4-5 L(SO)	22-15-5-3	52
46 Jan. 13	at EDM	1-2 L	22-16-5-3	52
47 Jan. 15	at NSH	0-3 L	22-17-5-3	52
48 Jan. 16	vs. MIN	3-2 W	23-17-5-3	54
49 Jan. 18	at LAK	6-1 W	24-17-5-3	56
50 Jan. 22	vs. MIN	2-1 W	25-17-5-3	58
51 Jan. 30	vs. SJS	5-4 W	26-17-5-3	60
52 Feb. 2	at DAL	1-2 L	26-18-5-3	60
53 Feb. 4	at EDM	0-5 L	26-19-5-3	60
54 Feb. 5	vs. PHX	4-3 W(SO)	27-19-5-3	62
55 Feb. 7	vs. CHI	1-3 L	27-20-5-3	62
56 Feb. 9	vs. EDM	4-1 W	28-20-5-3	64
57 Feb. 12	at SJS	4-3 W(OT)	29-20-5-3	66
58 Feb. 15	at LAK	3-6 L	29-21-5-3	66
59 Feb. 17	at LAK	2-4 L	29-22-5-3	66
60 Feb. 19	at PHX	4-1 W	30-22-5-3	68
61 Feb. 20	at DAL	3-2 W	31-22-5-3	70
62 Feb. 22	vs. DET	1-0 W	32-22-5-3	72
63 Feb. 24	at MIN	2-1 W	33-22-5-3	74
64 Feb. 26	vs. COL	2-3 L(OT)	33-23-6-3	75
65 Feb. 29	at ANA	1-3 L	33-23-6-3	75
66 Mar. 1	at PHX	3-1 W	34-23-6-3	77
67 Mar. 4	vs. CBJ	1-0 W	35-23-6-3	79
68 Mar. 7	vs. NSH	1-2 L(OT)	35-23-7-3	80
69 Mar. 10	at STL	7-3 W	36-23-7-3	82
70 Mar. 12	at WSH	2-3 L	36-24-7-3	82
71 Mar. 13	at ATL	4-6 L	36-25-7-3	82
72 Mar. 16	at CHI	4-2 W	37-25-7-3	84
73 Mar. 18	at CBJ	0-3 L	37-26-7-3	84
74 Mar. 20	vs. COL	2-1 W	38-26-7-3	86
75 Mar. 22	vs. MIN	5-4 W	39-26-7-3	88
76 Mar. 24	at COL	0-2 L	39-27-7-3	88
77 Mar. 25	vs. VAN	3-2 W	40-27-7-3	90
78 Mar. 29	vs. EDM	1-2 L	40-28-7-3	90
79 Mar. 30	at VAN	2-6 L	40-29-7-3	90
80 Apr. 1	at EDM	3-2 W	41-29-7-3	92
81 Apr. 3	at MIN	1-3 L	41-30-7-3	92
82 Apr. 5	at VAN	7-1 W	42-30-7-3	94

2006-07

DATE	OPP.	RESULT	RECORD	PTS
1 Oct. 5	at EDM	1-3 L	0-1-0-0	0
2 Oct. 7	vs. EDM	2-1 W	1-1-0-0	2
3 Oct. 9	vs. SJS	1-4 L	1-2-0-0	2
4 Oct. 12	at OTT	1-0 W	2-2-0-0	4
5 Oct. 14	at TOR	4-5 L(OT)	2-2-1-0	5
6 Oct. 17	at MTL	4-5 L	2-3-1-0	5
7 Oct. 19	at BOS	2-3 L	2-4-1-0	5
8 Oct. 24	vs. PHX	6-1 W	3-4-1-0	7
9 Oct. 28	vs. NSH	2-3 L	3-5-1-0	7
10 Oct. 30	vs. WSH	2-4 L	3-6-1-0	7
11 Nov. 1	at DET	2-3 L	3-7-1-0	7
12 Nov. 3	at CBJ	4-5 L(SO)	3-7-1-1	8
13 Nov. 4	at STL	3-2 W	4-7-1-1	10
14 Nov. 7	vs. DAL	3-1 W	5-7-1-1	12
15 Nov. 10	vs. ANA	3-0 W	6-7-1-1	14
16 Nov. 11	at VAN	3-2 W	7-7-1-1	16
17 Nov. 14	vs. STL	3-0 W	8-7-1-1	18
18 Nov. 17	vs. DET	4-1 W	9-7-1-1	20
19 Nov. 21	at EDM	1-2 L	9-8-1-1	20
20 Nov. 22	vs. CHI	4-1 W	10-8-1-1	22
21 Nov. 25	at LAK	1-3 L	10-9-1-1	22
22 Nov. 26	at ANA	3-5 L	10-10-1-1	22
23 Nov. 28	vs. COL	5-2 W	11-10-1-1	24
24 Dec. 1	vs. CBJ	2-1 W	12-10-1-1	26
25 Dec. 5	vs. CAR	3-0 W	13-10-1-1	28
26 Dec. 7	at MIN	2-3 L(SO)	13-10-1-2	29
27 Dec. 9	vs. VAN	5-3 W	14-10-1-2	31
28 Dec. 12	vs. MIN	5-2 W	15-10-1-2	33
29 Dec. 14	at VAN	1-3 L	15-11-1-2	33
30 Dec. 16	at PHX	6-3 W	16-11-1-2	35
31 Dec. 18	at ANA	1-4 L	16-12-1-2	35
32 Dec. 19	at LAK	5-3 W	17-12-1-2	37
33 Dec. 23	at SJS	1-4 L	17-13-1-2	37
34 Dec. 26	vs. VAN	1-3 L	17-14-1-2	37
35 Dec. 27	at VAN	5-6 L(OT)	17-14-2-2	40
36 Dec. 29	vs. LAK	6-4 W	18-14-2-2	40
37 Dec. 31	vs. EDM	4-2 W	19-14-2-2	42
38 Jan. 2	vs. VAN	2-3 L	19-15-2-2	42
39 Jan. 4	vs. FLA	5-4 W(OT)	20-15-2-2	44
40 Jan. 6	vs. DAL	4-2 W	21-15-2-2	46
41 Jan. 9	vs. MIN	3-0 W	22-15-2-2	48
42 Jan. 11	at COL	7-3 W	23-15-2-2	50
43 Jan. 13	vs. EDM	3-1 W	24-15-2-2	52
44 Jan. 15	at NSH	3-5 L	24-16-2-2	52
45 Jan. 17	at DAL	2-4 L	24-17-2-2	52
46 Jan. 19	vs. ANA	3-2 W	25-17-2-2	54
47 Jan. 20	at EDM	4-0 W	26-17-2-2	56
48 Jan. 26	at MIN	1-2 L(SO)	26-17-3-2	57
49 Jan. 28	at CHI	3-4 L(OT)	26-17-3-3	58
50 Jan. 30	vs. LAK	4-1 W	27-17-3-3	60
51 Feb. 2	vs. CBJ	6-2 W	28-17-3-3	62
52 Feb. 3	vs. VAN	4-3 W	29-17-3-3	64
53 Feb. 6	vs. CHI	2-3 L(SO)	29-17-4-3	65
54 Feb. 8	at CBJ	1-2 L	29-18-4-3	65
55 Feb. 10	at BUF	2-3 L(SO)	29-18-5-3	66
56 Feb. 11	at DET	4-7 L	29-19-5-3	66
57 Feb. 13	vs. ATL	4-1 W	30-19-5-3	68
58 Feb. 15	vs. COL	5-7 L	30-20-5-3	68
59 Feb. 17	vs. COL	5-2 W	31-20-5-3	70
60 Feb. 20	at COL	3-4 L	31-21-5-3	70
61 Feb. 22	at PHX	2-3 L(OT)	31-21-4-5	71
62 Feb. 24	vs. SJS	7-4 W	32-21-4-5	73
63 Feb. 26	vs. PHX	5-2 W	33-21-4-5	75
64 Feb. 28	vs. MIN	2-1 W(SO)	34-21-4-5	77
65 Mar. 3	at EDM	4-2 W	35-21-4-5	79
66 Mar. 6	at STL	4-2 W	36-21-4-5	81
67 Mar. 8	at NSH	3-6 L	36-22-4-5	81
68 Mar. 10	vs. TBL	2-3 L(OT)	36-22-5-5	82
69 Mar. 12	vs. STL	5-4 W(SO)	37-22-5-5	84
70 Mar. 14	at COL	2-3 L	37-23-5-5	84
71 Mar. 15	at DAL	2-4 L	37-24-5-5	84
72 Mar. 17	vs. MIN	2-4 L	37-25-5-5	84
73 Mar. 20	vs. DET	2-1 W	38-25-5-5	86
74 Mar. 22	vs. NSH	3-2 W	39-25-5-5	88
75 Mar. 25	at CHI	3-2 W	40-25-5-5	90
76 Mar. 27	at MIN	1-0 W(SO)	41-25-5-5	92
77 Mar. 29	at MIN	4-2 W	42-25-5-5	94
78 Mar. 31	at VAN	3-2 W	43-25-5-5	96
79 Apr. 3	vs. COL	3-4 L	43-26-5-5	96
80 Apr. 5	at SJS	3-4 L	43-27-5-5	96
81 Apr. 7	vs. EDM	2-3 L	43-28-5-5	96
82 Apr. 8	at COL	3-6 L	43-29-5-5	96

2005-06

	DATE	OPP.	RESULT	RECORD	PTS
1	Oct. 5	at MIN	3-6 L	0-1-0-0	0
2	Oct. 7	at CBJ	3-1 W	1-1-0-0	2
3	Oct. 9	at DET	3-6 L	1-2-0-0	2
4	Oct. 10	at COL	3-7 L	1-3-0-0	2
5	Oct. 13	vs. DAL	2-3 L(OT)	1-3-1-0	3
6	Oct. 15	vs. EDM	3-0 W	2-3-1-0	5
7	Oct. 17	vs. PHX	0-2 L	2-4-1-0	5
8	Oct. 20	vs. EDM	3-1 W	3-4-1-0	7
9	Oct. 22	at DAL	1-2 L	3-5-1-0	7
10	Oct. 23	at LAK	3-2 W	4-5-1-0	9
11	Oct. 26	at ANA	1-4 L	4-6-1-0	9
12	Oct. 27	at PHX	2-3 L	4-7-1-0	9
13	Oct. 29	at SJS	2-3 L(SO)	4-7-1-1	10
14	Nov. 1	vs. MIN	3-0 W	5-7-1-1	12
15	Nov. 3	vs. CBJ	2-1 W	6-7-1-1	14
16	Nov. 5	vs. VAN	1-0 W	7-7-1-1	16
17	Nov. 7	vs. ANA	4-3 W	8-7-1-1	18
18	Nov. 10	at PHX	4-3 W	9-7-1-1	20
19	Nov. 12	vs. COL	5-3 W	10-7-1-1	22
20	Nov. 14	vs. MIN	3-2 W	11-7-1-1	24
21	Nov. 16	vs. DET	3-1 W	12-7-1-1	26
22	Nov. 18	vs. CHI	2-5 L	12-8-1-1	26
23	Nov. 21	at COL	3-2 W(SO)	13-8-1-1	28
24	Nov. 23	vs. SJS	3-2 W	14-8-1-1	30
25	Nov. 25	vs. EDM	1-2 L(SO)	14-8-1-2	31
26	Nov. 29	at NSH	0-2 L	14-9-1-2	31
27	Dec. 1	at DET	3-2 W	15-9-1-2	33
28	Dec. 3	at PIT	3-2 W	16-9-1-2	35
29	Dec. 6	at PHI	0-1 L(SO)	16-9-1-3	36
30	Dec. 7	at NID	4-1 W	17-9-1-3	38
31	Dec. 10	vs. OTT	2-1 W(OT)	18-9-1-3	40
32	Dec. 17	vs. BOS	3-0 W	19-9-1-3	42
33	Dec. 19	at EDM	4-5 L	19-10-1-3	42
34	Dec. 21	vs. LAK	2-5 L	19-11-1-3	42
35	Dec. 23	at VAN	6-5 W(SO)	20-11-1-3	44
36	Dec. 26	at VAN	2-1 W	21-11-1-3	46
37	Dec. 27	vs. NSH	3-4 L	21-12-1-3	46
38	Dec. 29	vs. MIN	4-2 W	22-12-1-3	48
39	Dec. 31	vs. EDM	6-5 W	23-12-1-3	50
40	Jan. 2	vs. CHI	3-2 W	24-12-1-3	52
41	Jan. 6	vs. TOR	1-0 W	25-12-1-3	54
42	Jan. 7	at VAN	3-4 L(OT)	25-12-2-3	55
43	Jan. 10	at LAK	2-4 L	25-13-2-3	55
44	Jan. 12	at NYI	2-3 L	25-14-2-3	55
45	Jan. 14	at MIN	4-1 W	26-14-2-3	57
46	Jan. 19	vs. MTL	3-2 W	27-14-2-3	59
47	Jan. 21	vs. BUF	1-1 W	28-14-2-3	61
48	Jan. 23	at EDM	3-1 W	29-14-2-3	63
49	Jan. 24	at COL	4-7 L	29-15-2-3	63
50	Jan. 26	at CHI	0-2 L	29-16-2-3	63
51	Jan. 29	at CHI	5-3 W	30-16-2-3	65
52	Jan. 30	at STL	2-3 L(SO)	30-16-2-4	66
53	Feb. 1	vs. CBJ	2-3 L(SO)	30-16-3-4	67
54	Feb. 3	vs. VAN	1-3 L	30-17-3-4	67
55	Feb. 6	at SJS	4-3 W	31-17-2-5	69
56	Feb. 8	vs. ANA	3-1 W	32-17-2-5	71
57	Feb. 8	vs. STL	3-2 W(OT)	33-17-2-5	73
58	Feb. 28	vs. VAN	1-2 L	33-18-2-5	73
59	Mar. 2	vs. STL	3-1 W	34-18-2-5	75
60	Mar. 4	vs. SJS	2-0 W	35-18-2-5	77
61	Mar. 7	vs. NSH	2-3 L	35-19-2-5	77
62	Mar. 9	vs. DAL	1-0 L	36-19-2-5	79
63	Mar. 12	at COL	0-3 L	36-20-2-5	79
64	Mar. 13	at COL	4-3 W	37-20-2-5	81
65	Mar. 16	vs. EDM	2-3 L(SO)	37-20-3-5	82
66	Mar. 18	at NSH	4-9 L	37-21-3-5	84
67	Mar. 19	at MIN	3-2 W	38-21-3-5	84
68	Mar. 21	at MIN	1-3 L	38-22-3-5	84
69	Mar. 23	at STL	7-2 W	39-22-3-5	86
70	Mar. 24	at CBJ	2-3 L	39-23-3-5	86
71	Mar. 26	at DAL	2-3 L	39-24-3-5	86
72	Mar. 29	vs. LAK	2-1 W	40-24-3-5	88
73	Mar. 31	vs. COL	3-2 W	41-24-3-5	90
74	Apr. 1	at EDM	4-1 W	42-24-3-5	92
75	Apr. 3	vs. DET	1-2 L(SO)	42-24-3-6	93
76	Apr. 5	vs. PHX	5-2 W	43-24-3-6	95
77	Apr. 7	vs. MIN	2-1 W	44-24-3-6	97
78	Apr. 8	at VAN	2-3 L(OT)	44-24-4-6	98
79	Apr. 11	vs. ANA	3-0 W	45-24-4-6	100
80	Apr. 13	vs. COL	2-0 W	46-24-4-6	102
81	Apr. 15	at LAK	1-2 L(SO)	46-24-4-7	103
82	Apr. 17	at LAK	3-4 L	46-25-4-7	103

GAME-BY-GAME RESULTS

2003-04

DATE	OPP.	RESULT	RECORD	PTS
1 Oct. 9	at VAN	1-4 L	0-1-0-0	0
2 Oct. 11	vs. SJS	3-2 W	1-1-0-0	2
3 Oct. 14	vs. EDM	1-0 W	2-1-0-0	4
4 Oct. 18	vs. BUF	0-2 L	2-2-0-0	4
5 Oct. 21	at MIN	3-2 W	3-2-0-0	6
6 Oct. 24	vs. STL	1-2 L	3-3-0-0	6
7 Oct. 25	at EDM	4-2 W	4-3-0-0	8
8 Oct. 28	at COL	2-4 L	4-4-0-0	8
9 Oct. 29	at DAL	3-4 L(OT)	4-4-0-1	9
10 Nov. 1	vs. CBJ	3-0 W	5-4-0-1	11
11 Nov. 4	vs. DET	0-3 L	5-5-0-1	11
12 Nov. 7	vs. MIN	0-3 L	5-6-0-1	11
13 Nov. 9	at CBJ	3-4 L	5-7-0-1	11
14 Nov. 12	at CHI	6-2 W	6-7-0-1	13
15 Nov. 13	at NSH	1-4 L	6-8-0-1	13
16 Nov. 15	at EDM	1-2 L(OT)	6-8-0-2	14
17 Nov. 18	vs. TOR	3-2 W(OT)	7-8-0-2	16
18 Nov. 20	vs. MTL	2-1 W	8-8-0-2	18
19 Nov. 22	vs. CHI	2-1 W	9-8-0-2	20
20 Nov. 27	vs. COL	5-6 L(OT)	9-8-0-3	21
21 Nov. 29	vs. VAN	4-4 T	9-8-1-3	22
22 Dec. 2	vs. SJS	3-1 W	10-8-1-3	24
23 Dec. 4	at VAN	4-1 W	11-8-1-3	26
24 Dec. 5	vs. MIN	2-1 W	12-8-1-3	28
25 Dec. 7	vs. PIT	6-1 W	13-8-1-3	30
26 Dec. 9	at MIN	1-2 L	13-9-1-3	30
27 Dec. 11	vs. CAR	1-0 W	14-9-1-3	32
28 Dec. 13	vs. COL	1-1 T	14-9-2-3	33
29 Dec. 16	at PHI	3-2 W(OT)	15-9-2-3	35
30 Dec. 18	at BOS	5-0 W	16-9-2-3	37
31 Dec. 19	at CBJ	2-1 W	17-9-2-3	39
32 Dec. 23	vs. EDM	2-1 W	18-9-2-3	41
33 Dec. 26	vs. VAN	0-2 L	18-10-2-3	41
34 Dec. 28	at EDM	2-1 W	19-10-2-3	43
35 Dec. 29	vs. MIN	2-2 T	19-10-3-3	44
36 Dec. 31	vs. COL	1-2 L	19-11-3-3	44
37 Jan. 3	vs. VAN	1-3 L	19-12-3-3	44
38 Jan. 5	at NYR	5-0 W	20-12-3-3	46
39 Jan. 6	at NYR	3-2 W	21-12-3-3	48
40 Jan. 8	at CHI	1-3 L	21-13-3-3	48
41 Jan. 10	vs. FLA	4-2 W	22-13-3-3	50
42 Jan. 13	at TOR	1-4 L	22-14-3-3	50
43 Jan. 14	at WSH	3-4 T	22-14-4-3	51
44 Jan. 17	vs. DAL	2-3 L	22-15-4-3	51
45 Jan. 19	at ANA	5-1 W	23-15-4-3	53
46 Jan. 20	at LAK	1-4 L	23-16-4-3	53
47 Jan. 22	vs. NSH	4-0 W	24-16-4-3	55
48 Jan. 24	vs. TBL	2-6 L	24-17-4-3	55
49 Jan. 27	at PHX	2-1 W	25-17-4-3	57
50 Jan. 28	at SJS	1-4 L	25-18-4-3	57
51 Jan. 30	vs. CHI	3-5 L	25-19-4-3	57
52 Feb. 1	vs. LAK	6-4 W	26-19-4-3	59
53 Feb. 3	vs. ANA	4-4 T	26-19-5-3	60
54 Feb. 5	vs. STL	1-2 L	26-20-5-3	60
55 Feb. 10	vs. ATL	5-2 W	27-20-5-3	62
56 Feb. 11	at VAN	3-2 W	28-20-5-3	64
57 Feb. 13	vs. ANA	2-1 W	29-20-5-3	66
58 Feb. 15	at MIN	2-1 W	30-20-5-3	68
59 Feb. 17	at MTL	1-4 L	30-21-5-3	68
60 Feb. 19	at OTT	1-2 L	30-22-5-3	68
61 Feb. 22	at NJD	1-3 L	30-23-5-3	68
62 Feb. 24	at COL	2-0 W	31-23-5-3	70
63 Feb. 26	vs. DET	1-2 L	31-24-5-3	70
64 Feb. 29	vs. PHX	4-2 W	32-24-5-3	72
65 Mar. 2	at STL	4-2 W	33-24-5-3	74
66 Mar. 3	at DET	1-2 L	33-25-5-3	74
67 Mar. 5	at DAL	1-5 L	33-26-5-3	74
68 Mar. 7	at COL	7-1 W	34-26-5-3	76
69 Mar. 9	vs. EDM	1-1 T	34-26-6-3	77
70 Mar. 11	vs. OTT	4-2 W	35-26-6-3	79
71 Mar. 13	at NSH	4-4 T	35-26-7-3	80
72 Mar. 14	at STL	3-0 W	36-26-7-3	82
73 Mar. 16	at DET	4-1 W	37-26-7-3	84
74 Mar. 18	vs. CBJ	2-0 W	38-26-7-3	86
75 Mar. 20	vs. NSH	1-3 L	38-27-7-3	86
76 Mar. 22	vs. DAL	0-4 L	38-28-7-3	86
77 Mar. 24	at PHX	4-0 W	39-28-7-3	88
78 Mar. 25	at SJS	2-3 L	39-29-7-3	88
79 Mar. 27	vs. LAK	3-2 W(OT)	40-29-7-3	90
80 Mar. 31	vs. PHX	1-0 W	41-29-7-3	92
81 Apr. 2	at LAK	3-2 W	42-29-7-3	94
82 Apr. 4	at ANA	1-2 L	42-30-7-3	94

2002-03

DATE	OPP.	RESULT	RECORD	PTS
1 Oct. 10	vs. VAN	0-3 L	0-1-0-0	0
2 Oct. 12	vs. PHI	4-5 L	0-2-0-0	0
3 Oct. 14	at VAN	3-2 W	1-2-0-0	2
4 Oct. 17	vs. BOS	3-3 T	1-2-1-0	3
5 Oct. 19	at CHI	5-2 W	2-2-1-0	5
6 Oct. 21	at DET	0-4 L	2-3-1-0	5
7 Oct. 22	at MIN	3-4 L(OT)	2-3-1-1	6
8 Oct. 24	vs. DAL	3-3 T	2-3-2-1	7
9 Oct. 26	vs. STL	3-4 L(OT)	2-3-3-2	8
10 Oct. 31	vs. BUF	3-0 W	3-3-2-2	10
11 Nov. 2	vs. COL	4-4 T	3-3-3-2	11
12 Nov. 4	at NYI	4-2 W	4-3-3-2	13
13 Nov. 5	at NJD	3-2 W	5-3-3-2	15
14 Nov. 7	at NYR	0-1 L(OT)	5-3-3-3	16
15 Nov. 8	at FLA	0-3 L	5-4-3-3	16
16 Nov. 11	at ATL	1-2 L	5-5-3-3	16
17 Nov. 14	vs. NYR	1-2 L	5-6-3-3	16
18 Nov. 16	vs. STL	0-1 L	5-7-3-3	16
19 Nov. 19	vs. DET	0-5 L	5-8-3-3	16
20 Nov. 21	vs. EDM	1-3 L	5-9-3-3	16
21 Nov. 23	vs. CHI	3-1 W	6-9-3-3	18
22 Nov. 26	at BOS	2-7 L	6-10-3-3	18
23 Nov. 27	at WSH	2-4 L	6-11-3-3	18
24 Nov. 29	at STL	2-7 L	6-12-3-3	18
25 Dec. 1	at DET	2-4 L	6-13-3-3	18
26 Dec. 03	at COL	2-1 W	7-13-3-3	20
27 Dec. 05	vs. MIN	1-1 T	7-13-4-3	21
28 Dec. 09	at VAN	2-1 W	8-13-4-3	23
29 Dec. 12	vs. CAR	3-4 L	8-14-4-3	23
30 Dec. 14	vs. COL	1-3 L	8-15-4-3	23
31 Dec. 15	at VAN	3-3 T	8-15-5-3	24
32 Dec. 17	at NSH	3-0 W	9-15-5-3	26
33 Dec. 19	at CBJ	0-3 L	9-16-5-3	26
34 Dec. 21	at PIT	0-2 L	9-17-5-3	26
35 Dec. 23	at MIN	3-2 W	10-17-5-3	28
36 Dec. 27	vs. TOR	3-4 L	10-18-5-3	28
37 Dec. 29	vs. ANA	4-2 W	11-18-5-3	30
38 Dec. 31	vs. MTL	1-1 T	11-18-6-3	31
39 Jan. 02	vs. TBL	4-1 W	12-18-6-3	33
40 Jan. 04	vs. MIN	3-2 W	13-18-6-3	35
41 Jan. 07	at COL	4-2 W	14-18-6-3	37
42 Jan. 09	vs. OTT	0-1 L	14-19-6-3	37
43 Jan. 11	vs. CBJ	2-7 L	14-20-6-3	37
44 Jan. 13	at MTL	2-4 L	14-21-6-3	37
45 Jan. 14	at TOR	2-3 L	14-22-6-3	37
46 Jan. 16	vs. NSH	2-2 T	15-22-6-3	37
47 Jan. 18	vs. LAK	2-1 W(OT)	15-22-7-3	40
48 Jan. 20	vs. EDM	4-3 W	16-22-7-3	42
49 Jan. 23	vs. PHX	1-7 L	16-23-7-3	42
50 Jan. 25	vs. DET	4-1 W	17-23-7-3	44
51 Jan. 28	at PHX	3-4 L	17-24-7-3	44
52 Jan. 29	at DAL	1-4 L	17-25-7-3	44
53 Feb. 04	vs. ANA	2-3 L	17-26-7-3	44
54 Feb. 06	vs. CHI	2-2 T	17-26-8-3	45
55 Feb. 07	at EDM	4-3 W	18-26-8-3	47
56 Feb. 09	at COL	2-4 L	18-27-8-3	47
57 Feb. 12	at ANA	3-4 L(OT)	18-27-8-4	48
58 Feb. 13	at LAK	2-4 L	18-28-8-4	48
59 Feb. 15	vs. VAN	2-2 T	18-28-9-4	49
60 Feb. 17	at STL	3-5 L	18-29-9-4	49
61 Feb. 19	at DAL	1-1 T	18-29-10-4	50
62 Feb. 20	at NSH	1-4 L	18-30-10-4	50
63 Feb. 23	at PHX	4-2 W	19-30-10-4	52
64 Feb. 24	at SJS	2-5 L	19-31-10-4	52
65 Mar. 1	vs. SJS	4-3 W	20-31-10-4	54
66 Mar. 05	vs. NUD	5-4 W(OT)	21-31-10-4	56
67 Mar. 07	at CHI	2-0 W	22-31-10-4	58
68 Mar. 08	at CBJ	3-2 W(OT)	23-31-10-4	60
69 Mar. 11	vs. EDM	2-5 L	23-32-10-4	60
70 Mar. 13	vs. TOR	4-3 W(OT)	24-32-10-4	62
71 Mar. 15	at SJS	2-3 L	24-33-10-4	62
72 Mar. 16	at ANA	2-2 T	24-33-11-4	63
73 Mar. 18	at LAK	4-1 W	25-33-11-4	65
74 Mar. 20	vs. WSH	1-4 L	25-34-11-4	65
75 Mar. 22	vs. NSH	1-1 T	25-34-12-4	66
76 Mar. 24	vs. PHX	2-0 W	26-34-12-4	68
77 Mar. 27	vs. DAL	2-1 W(OT)	27-34-12-4	70
78 Mar. 29	vs. CBJ	4-6 L	27-35-12-4	70
79 Mar. 31	at MIN	0-7 L	27-36-12-4	70
80 Apr. 02	vs. SJS	2-2 T	27-36-13-4	71
81 Apr. 04	vs. LAK	2-1 W(OT)	28-36-13-4	73
82 Apr. 05	at EDM	4-1 W	29-36-13-4	75

2001-02

	DATE	OPP.	RESULT	RECORD	PTS
1	Oct. 3	vs. EDM	1-0 W	1-0-0-0	2
2	Oct. 6	vs. CHI	4-0 W	2-0-0-0	4
3	Oct. 8	vs. PHX	1-2 L(OT)	2-0-0-1	5
4	Oct. 10	at DET	4-2 W	3-0-0-1	7
5	Oct. 11	at NSH	0-1 L	3-1-0-1	7
6	Oct. 13	at DAL	4-3 W(OT)	4-1-0-1	9
7	Oct. 18	vs. FLA	3-1 W	5-1-0-1	11
8	Oct. 20	vs. TOR	4-1 W	6-1-0-1	13
9	Oct. 22	at STL	3-2 W	7-1-0-1	15
10	Oct. 23	at CHI	3-6 L	7-2-0-1	15
11	Oct. 25	vs. NSH	4-5 L(OT)	7-2-0-2	16
12	Oct. 27	vs. MIN	4-2 W	8-2-0-2	18
13	Nov. 1	vs. CBJ	2-1 W	9-2-0-2	20
14	Nov. 3	vs. MTL	6-2 W	10-2-0-2	22
15	Nov. 7	at ANA	3-3 T	10-2-1-2	23
16	Nov. 8	at LAK	3-2 W	11-2-1-2	25
17	Nov. 10	vs. COL	2-0 W	12-2-1-2	27
18	Nov. 15	vs. CHI	2-2 T	12-2-2-2	28
19	Nov. 17	vs. STL	2-0 W	13-2-2-2	30
20	Nov. 20	vs. LAK	5-5 T	13-2-3-2	31
21	Nov. 22	at OTT	4-4 T	13-2-4-2	32
22	Nov. 23	at BUF	2-5 L	13-3-4-2	32
23	Nov. 25	at CBJ	3-4 L	13-4-4-2	32
24	Nov. 27	at DET	2-4 L	13-5-4-2	32
25	Nov. 29	vs. DAL	0-3 L	13-6-4-2	32
26	Dec. 01	vs. COL	2-2 T	13-6-5-2	33
27	Dec. 03	at LAK	2-0 W	14-6-5-2	35
28	Dec. 04	at SJS	2-2 T	14-6-6-2	36
29	Dec. 06	vs. SJS	1-3 L	14-7-6-2	36
30	Dec. 08	vs. ANA	0-4 L	14-8-6-2	36
31	Dec. 10	vs. DET	2-0 W	15-8-6-2	38
32	Dec. 12	vs. TBL	1-3 L	15-9-6-2	38
33	Dec. 14	at DAL	4-3 W	16-9-6-2	40
34	Dec. 15	at STL	0-4 L	16-10-6-2	40
35	Dec. 19	at PHX	3-6 L	16-11-6-2	40
36	Dec. 21	at COL	2-2 T	16-11-7-2	41
37	Dec. 26	at EDM	2-3 L	16-12-7-2	41
38	Dec. 27	at VAN	2-4 L	16-13-7-2	41
39	Dec. 29	vs. MIN	4-3 W	17-13-7-2	43
40	Dec. 31	vs. EDM	2-2 T	17-13-8-2	44
41	Jan. 03	vs. BUF	3-1 W	18-13-8-2	46
42	Jan. 05	vs. MTL	2-4 L	18-14-8-2	46
43	Jan. 08	at NYI	5-2 W	19-14-8-2	48
44	Jan. 09	at NJD	1-5 L	19-15-8-2	48
45	Jan. 11	at ATL	0-1 L	19-16-8-2	48
46	Jan. 15	vs. NYI	1-3 L	19-17-8-2	48
47	Jan. 17	vs. PIT	4-6 L	19-18-8-2	48
48	Jan. 19	vs. ANA	2-1 W	20-18-8-2	50
49	Jan. 22	vs. TOR	1-6 L	20-19-8-2	50
50	Jan. 24	vs. COL	0-2 L	20-20-8-2	50
51	Jan. 26	vs. VAN	0-2 L	20-21-8-2	50
52	Jan. 28	at MIN	3-2 W(OT)	21-21-8-2	52
53	Jan. 30	vs. DET	4-3 W	22-21-8-2	54
54	Feb. 06	at SJS	0-2 L	22-22-8-2	54
55	Feb. 08	vs. VAN	1-4 L	22-23-8-2	54
56	Feb. 09	at VAN	4-3 W	23-23-8-2	56
57	Feb. 12	at PHX	3-4 L(OT)	23-23-8-3	57
58	Feb. 13	at ANA	2-3 L	23-24-8-3	57
59	Feb. 26	at COL	2-2 T	23-24-9-3	58
60	Feb. 28	vs. STL	3-2 W	24-24-9-3	60
61	Mar. 02	vs. NSH	5-2 W	25-24-9-3	62
62	Mar. 04	at NYR	5-3 W	26-24-9-3	64
63	Mar. 06	at WSH	2-3 L	26-25-9-3	64
64	Mar. 07	at PHI	2-2 W	27-25-9-3	66
65	Mar. 09	at BOS	4-3 L	27-26-9-3	66
66	Mar. 11	at CAR	3-3 T	27-26-10-3	67
67	Mar. 13	at FLA	3-3 T	27-26-11-3	68
68	Mar. 14	at TBL	2-3 L	27-27-11-3	68
69	Mar. 16	at CBJ	1-3 L	27-28-11-3	68
70	Mar. 18	at MIN	2-4 L	27-29-11-3	68
71	Mar. 21	vs. SJS	1-4 L	27-30-11-3	68
72	Mar. 23	at EDM	1-3 L	27-31-11-3	68
73	Mar. 25	vs. DAL	6-1 W	28-31-11-3	70
74	Mar. 28	vs. CBJ	2-2 T	28-31-12-3	71
75	Mar. 30	vs. LAK	5-3 W	29-31-12-3	73
76	Apr. 02	vs. ATL	4-2 W	30-31-12-3	75
77	Apr. 04	vs. MIN	4-3 W	31-31-12-3	77
78	Apr. 06	at NSH	1-3 L	31-32-12-3	77
79	Apr. 07	at STL	2-3 L	31-33-12-3	77
80	Apr. 09	vs. PHX	2-4 L	31-34-12-3	77
81	Apr. 12	at EDM	2-0 W	32-34-12-3	79
82	Apr. 13	vs. VAN	1-4 L	32-35-12-3	79

GAME-BY-GAME RESULTS

2000-01

DATE	OPP.	RESULT	RECORD	PTS
1 Oct. 5	vs. DET	3-4 L	0-1-0-0	0
2 Oct. 10	vs. COL	1-3 L	0-2-0-0	0
3 Oct. 12	vs. CBJ	2-3 L	0-3-0-0	0
4 Oct. 14	at NYI	2-0 W	1-3-0-0	2
5 Oct. 15	at DET	4-2 W	2-3-0-0	4
6 Oct. 18	at VAN	1-4 L	2-4-0-0	4
7 Oct. 20	vs. BOS	3-2 W	3-4-0-0	6
8 Oct. 21	vs. TOR	1-2 L	3-5-0-0	6
9 Oct. 24	vs. PHX	2-2 T	3-5-1-0	7
10 Oct. 26	at STL	3-4 L	3-6-1-0	7
11 Oct. 27	at MIN	1-3 L	3-7-1-0	7
12 Oct. 29	vs. ANA	3-6 L	3-8-1-0	7
13 Nov. 1	at EDM	2-3 L	3-9-1-0	7
14 Nov. 4	vs. PIT	1-1 T	3-9-2-0	8
15 Nov. 5	vs. MIN	2-3 L(OT)	3-9-2-1	9
16 Nov. 8	at MIN	1-0 W	4-9-2-1	11
17 Nov. 10	at FLA	3-3 T	4-9-3-1	12
18 Nov. 11	at TBL	4-3 W	5-9-3-1	14
19 Nov. 13	at BUF	2-3 L(OT)	5-9-3-2	15
20 Nov. 16	vs. CHI	2-5 L	5-10-3-2	15
21 Nov. 18	vs. NYR	4-5 L(OT)	5-10-3-3	16
22 Nov. 19	at EDM	0-2 L	5-11-3-3	16
23 Nov. 22	at MIN	1-1 T	5-11-4-3	17
24 Nov. 24	vs. ANA	2-2 T	5-11-5-3	18
25 Nov. 25	at COL	2-3 L(OT)	5-11-5-4	19
26 Nov. 28	at NSH	1-6 L	5-12-5-4	19
27 Nov. 29	at DAL	4-3 W	6-12-5-4	21
28 Dec. 2	vs. MTL	1-1 T	6-12-6-4	22
29 Dec. 4	vs. SJS	0-8 L	6-13-6-4	22
30 Dec. 7	vs. NSH	3-0 W	7-13-6-4	24
31 Dec. 9	vs. CAR	7-2 W	8-13-6-4	26
32 Dec. 13	at MTL	3-1 W	9-13-6-4	28
33 Dec. 14	at OTT	2-4 L	9-14-6-4	28
34 Dec. 16	at TOR	6-5 W(OT)	10-14-6-4	30
35 Dec. 19	at COL	3-0 W	11-14-6-4	32
36 Dec. 20	at PHX	2-4 L	11-15-6-4	32
37 Dec. 22	vs. EDM	1-1 T	11-15-7-4	33
38 Dec. 29	vs. VAN	5-0 W	12-15-7-4	35
39 Dec. 31	vs. MTL	5-4 W(OT)	13-15-7-4	37
40 Jan. 3	at SJS	1-0 W	14-15-7-4	39
41 Jan. 5	at ANA	4-4 T	14-15-8-4	40
42 Jan. 6	at LAK	0-5 L	14-16-8-4	40
43 Jan. 11	vs. NSH	2-1 W	15-16-8-4	42
44 Jan. 13	vs. OTT	2-5 L	15-17-8-4	42
45 Jan. 14	at VAN	1-5 L	15-18-8-4	42
46 Jan. 17	at SJS	4-4 T	15-18-9-4	43
47 Jan. 21	vs. DET	4-2 W	16-18-9-4	45
48 Jan. 23	vs. PHX	2-4 L	16-19-9-4	45
49 Jan. 25	at LAK	3-0 W	17-19-9-4	47
50 Jan. 27	vs. VAN	3-5 L	17-20-9-4	47
51 Jan. 30	vs. EDM	3-5 L	17-21-9-4	47
52 Feb. 1	vs. CHI	5-3 W	18-21-9-4	49
53 Feb. 6	vs. SJS	1-1 T	18-21-10-4	50
54 Feb. 9	at COL	5-3 W	19-21-10-4	52
55 Feb. 10	at VAN	4-1 W	20-21-10-4	54
56 Feb. 13	vs. WSH	4-4 T	20-21-11-4	55
57 Feb. 15	at STL	1-4 L	20-22-11-4	55
58 Feb. 18	at PHX	4-1 W	21-22-11-4	57
59 Feb. 19	at ANA	2-6 L	21-23-11-4	57
60 Feb. 22	vs. LAK	0-2 L	21-24-11-4	57
61 Feb. 24	vs. EDM	1-3 L	21-25-11-4	57
62 Feb. 26	at LAK	3-2 W	22-25-11-4	59
63 Mar. 1	vs. MIN	1-1 T	22-25-12-4	60
64 Mar. 3	vs. STL	3-2 W(OT)	23-25-12-4	62
65 Mar. 6	vs. TOR	1-3 L	23-26-12-4	62
66 Mar. 8	at PHX	2-5 L	23-27-12-4	62
67 Mar. 10	at PIT	3-6 L	23-28-12-4	62
68 Mar. 11	at ATL	3-3 T	23-28-13-4	63
69 Mar. 14	at CBJ	0-3 L	23-29-13-4	63
70 Mar. 15	at DET	2-5 L	23-30-13-4	63
71 Mar. 17	vs. STL	2-2 T	23-30-14-4	64
72 Mar. 19	vs. NID	2-4 L	23-31-14-4	64
73 Mar. 22	vs. PHI	3-1 W	24-31-14-4	66
74 Mar. 24	at CBJ	4-6 L	24-32-14-4	66
75 Mar. 25	at CHI	3-1 W	25-32-14-4	68
76 Mar. 27	vs. CBJ	3-0 W	26-32-14-4	70
77 Mar. 29	vs. COL	0-1 L	26-33-14-4	70
78 Mar. 31	vs. DAL	0-2 L	26-34-14-4	70
79 Apr. 2	at DAL	4-4 T	26-34-15-4	71
80 Apr. 4	at CHI	5-2 W	27-34-15-4	73
81 Apr. 5	at NSH	0-4 L	27-35-15-4	73
82 Apr. 7	vs. LAK	2-3 L	27-36-15-4	73

1998-99

DATE	OPP.	RESULT	RECORD	PTS
1 Oct. 9	vs. SJS	3-3 T	0-0-1	1
2 Oct. 10	at SJS	5-3 W	1-0-1	3
3 Oct. 16	vs. TOR	3-7 L	1-1-1	3
4 Oct. 18	at DET	0-2 L	1-2-1	3
5 Oct. 20	at DAL	1-3 L	1-3-1	3
6 Oct. 23	at NSH	4-3 W	2-3-1	5
7 Oct. 24	at STL	3-4 L	2-4-1	5
8 Oct. 28	vs. PIT	2-5 L	2-5-1	5
9 Oct. 30	vs. WSH	0-0 T	2-5-2	6
10 Nov. 1	at CHI	4-1 W	3-5-2	8
11 Nov. 3	at DET	5-2 W	4-5-2	10
12 Nov. 6	vs. NSH	1-2 L	4-6-2	10
13 Nov. 8	vs. COL	3-1 W	5-6-2	12
14 Nov. 10	vs. LAK	5-4 W(OT)	6-6-2	14
15 Nov. 12	vs. VAN	3-4 L	6-7-2	14
16 Nov. 14	vs. ANA	0-1 L	6-8-2	14
17 Nov. 16	vs. DET	5-3 W	7-8-2	16
18 Nov. 19	at MTL	3-4 L	7-9-2	16
19 Nov. 21	at OTT	1-4 L	7-10-2	16
20 Nov. 23	at TOR	2-3 L	7-11-2	16
21 Nov. 25	at NSH	3-4 L	7-12-2	16
22 Nov. 27	vs. EDM	2-3 L	7-13-2	16
23 Nov. 28	vs. CHI	5-4 W	8-13-2	18
24 Dec. 3	vs. TBL	4-1 W	9-13-2	20
25 Dec. 5	vs. PHX	2-3 L	9-14-2	20
26 Dec. 7	vs. DAL	2-3 L	9-15-2	20
27 Dec. 11	at TBL	2-1 W	10-15-2	22
28 Dec. 12	at FLA	4-2 W	11-15-2	24
29 Dec. 14	at NYR	2-5 L	11-16-2	24
30 Dec. 17	at PHI	3-3 T	11-16-3	25
31 Dec. 18	at NID	5-2 W	12-16-3	27
32 Dec. 22	vs. VAN	3-5 L	12-17-3	27
33 Dec. 23	at VAN	2-5 L	12-18-3	27
34 Dec. 27	vs. COL	1-2 L	12-19-3	27
35 Dec. 29	vs. PHI	3-4 L(OT)	12-20-3	27
36 Dec. 31	vs. MTL	1-2 L	12-21-3	27
37 Jan. 2	at BUF	1-7 L	12-22-3	27
38 Jan. 4	at BOS	1-5 L	12-23-3	27
39 Jan. 5	at PIT	1-5 L	12-24-3	27
40 Jan. 8	vs. DAL	1-0 W	13-24-3	29
41 Jan. 10	vs. FLA	1-2 L	13-25-3	29
42 Jan. 13	at ANA	2-1 W	14-25-3	31
43 Jan. 14	at LAK	0-3 L	14-26-3	31
44 Jan. 16	at SJS	3-3 T	14-26-4	32
45 Jan. 19	vs. DET	3-1 W	15-26-4	34
46 Jan. 21	at COL	2-4 L	15-27-4	34
47 Jan. 28	vs. CHI	6-6 T	15-27-5	35
48 Jan. 30	vs. STL	4-3 W(OT)	16-27-5	37
49 Feb. 1	at DAL	2-2 T	16-27-6	38
50 Feb. 2	at PHX	2-2 T	16-27-7	39
51 Feb. 4	vs. NSH	2-2 T	16-27-8	40
52 Feb. 6	vs. OTT	1-2 L	16-28-8	40
53 Feb. 8	vs. EDM	2-1 W	17-28-8	42
54 Feb. 9	at COL	2-1 W	18-28-8	44
55 Feb. 12	vs. BOS	4-3 W	19-28-8	46
56 Feb. 19	vs. ANA	6-3 W	20-28-8	48
57 Feb. 20	vs. LAK	2-2 T	20-28-9	49
58 Feb. 22	vs. NYR	6-2 W	21-28-9	51
59 Feb. 24	vs. BUF	2-2 T	21-28-10	52
60 Feb. 26	vs. STL	2-4 L	21-29-10	52
61 Mar. 1	vs. SJS	1-2 L	21-30-10	52
62 Mar. 5	at VAN	5-1 W	22-30-10	54
63 Mar. 6	at LAK	4-1 W	23-30-10	56
64 Mar. 9	at STL	7-4 W	24-30-10	58
65 Mar. 12	at CAR	1-2 L	24-31-10	58
66 Mar. 13	at WSH	5-4 W(OT)	25-31-10	60
67 Mar. 16	at NSH	4-2 W	26-31-10	62
68 Mar. 17	at CHI	1-3 L	26-32-10	62
69 Mar. 21	vs. NYI	2-1 W	27-32-10	64
70 Mar. 22	at EDM	2-2 T	27-32-11	65
71 Mar. 25	vs. MTL	1-2 W	28-32-11	67
72 Mar. 27	at PHX	2-1 L	28-33-11	67
73 Mar. 28	at ANA	1-5 L	28-34-11	67
74 Mar. 30	at COL	3-3 T	28-34-12	68
75 Apr. 1	vs. PHX	1-4 L	28-35-12	68
76 Apr. 3	vs. TOR	1-5 L	28-36-12	68
77 Apr. 7	at EDM	2-4 L	28-37-12	68
78 Apr. 9	vs. EDM	1-4 L	28-38-12	68
79 Apr. 12	vs. VAN	0-2 L	28-39-12	68
80 Apr. 15	at VAN	5-4 W	29-39-12	70
81 Apr. 17	vs. COL	5-1 W	30-39-12	72
82 Apr. 17	at EDM	2-3 L	30-40-12	72

1999-00

	DATE	OPP.	RESULT	RECORD	PTS
1	Oct. 2	at SJS	3-5 L	0-1-0-0	0
2	Oct. 6	vs. STL	1-4 L	0-2-0-0	0
3	Oct. 8	vs. MTL	1-4 L	0-3-0-0	0
4	Oct. 11	vs. CAR	3-3 T	0-3-1-0	1
5	Oct. 13	at VAN	4-3 W(OT)	1-3-1-0	3
6	Oct. 15	vs. LAK	1-4 L	1-4-1-0	3
7	Oct. 16	vs. VAN	4-4 T	1-4-2-0	4
8	Oct. 19	at STL	1-7 L	1-5-2-0	4
9	Oct. 22	at FLA	3-2 W(OT)	1-5-2-0	6
10	Oct. 23	at TBL	1-2 L	2-6-2-0	6
11	Oct. 26	at ATL	1-2 L	2-7-2-0	6
12	Oct. 28	at OTT	4-3 W(OT)	3-7-2-0	8
13	Oct. 30	at TOR	1-2 L	3-8-2-0	8
14	Nov. 3	vs. NSH	5-4 W(OT)	4-8-2-0	10
15	Nov. 6	vs. FLA	3-6 L	4-9-2-0	10
16	Nov. 10	vs. SJS	4-3 W(OT)	5-9-2-0	12
17	Nov. 13	vs. COL	2-5 L	5-10-2-0	12
18	Nov. 16	at PHX	1-2 L	5-11-2-0	12
19	Nov. 17	at ANA	1-2 L	5-12-2-0	12
20	Nov. 19	vs. DET	3-1 W	6-12-2-0	14
21	Nov. 23	vs. NYI	3-2 W	7-12-2-0	16
22	Nov. 25	vs. CHI	2-1 W(OT)	8-12-2-0	18
23	Nov. 27	at COL	1-7 L	8-13-2-0	18
24	Nov. 30	at CAR	3-4 L	8-14-2-0	18
25	Dec. 2	at NYI	5-0 W	9-14-2-0	20
26	Dec. 4	at NJD	4-2 W	10-14-2-0	22
27	Dec. 6	at NYR	2-3 L(OT)	10-14-3-1	23
28	Dec. 7	at MTL	3-3 T	10-14-3-1	24
29	Dec. 10	vs. VAN	3-2 W	11-14-3-1	26
30	Dec. 12	at CHI	2-1 W	12-14-3-1	28
31	Dec. 14	at STL	1-1 L	12-14-4-1	29
32	Dec. 15	at DAL	1-5 L	12-15-4-1	29
33	Dec. 18	vs. OTT	2-1 W	13-15-4-1	31
34	Dec. 21	vs. DAL	0-0 T	13-15-5-1	32
35	Dec. 23	vs. EDM	2-1 W	14-15-5-1	34
36	Dec. 26	at VAN	2-0 W	15-15-5-1	36
37	Dec. 27	vs. PHI	1-5 L	15-16-5-1	36
38	Dec. 29	vs. ANA	3-1 W	16-16-5-1	38
39	Jan. 2	vs. VAN	4-2 W	17-16-5-1	40
40	Jan. 5	at COL	0-4 L	17-17-5-1	40
41	Jan. 6	at CHI	2-5 L	17-18-5-1	40
42	Jan. 8	vs. TBL	3-2 W	18-18-5-1	42
43	Jan. 12	vs. DAL	2-1 W	19-18-5-1	44
44	Jan. 15	vs. TOR	4-0 W	20-18-5-1	46
45	Jan. 18	vs. DET	6-1 W	21-18-5-1	48
46	Jan. 19	at EDM	0-7 L	21-19-5-1	48
47	Jan. 21	vs. NSH	5-4 W	22-19-5-1	50
48	Jan. 24	at BOS	4-3 W	23-19-5-1	52
49	Jan. 26	at WSH	1-2 L	23-20-5-1	52
50	Jan. 28	at DET	1-4 L	23-21-5-1	52
51	Jan. 29	at NSH	1-3 L	23-22-5-1	52
52	Feb. 1	vs. STL	4-5 L(OT)	23-22-6-2	53
53	Feb. 3	vs. CHI	5-5 T	23-22-7-2	54
54	Feb. 9	at VAN	3-4 L(OT)	23-22-8-2	55
55	Feb. 10	at COL	2-3 L	23-23-8-2	55
56	Feb. 12	at PHX	3-4 L	23-24-8-2	55
57	Feb. 14	at LAK	3-4 L(OT)	23-24-9-2	56
58	Feb. 16	at ANA	5-6 L(OT)	24-24-9-2	57
59	Feb. 18	vs. EDM	4-2 W	24-24-10-2	59
60	Feb. 19	at EDM	3-2 W(OT)	25-24-10-2	61
61	Feb. 23		2-7 L	25-25-6-1	61
62	Feb. 25	vs. PHX	3-3 T	25-25-7-5	62
63	Feb. 26	vs. ATL	5-2 W	26-25-7-5	64
64	Mar. 1	vs. PIT	8-2 W	27-25-7-5	66
65	Mar. 3	vs. ANA	4-1 W	28-25-7-5	68
66	Mar. 5	vs. NJD	2-2 T	28-25-8-5	69
67	Mar. 7	vs. COL	3-8 L	28-26-8-5	69
68	Mar. 9	vs. TOR	2-6 L	28-27-8-5	69
69	Mar. 11	at LAK	1-3 L	28-28-8-5	69
70	Mar. 13	at SJS	3-5 L	28-29-8-5	69
71	Mar. 15	vs. OTT	1-3 L	28-30-8-5	69
72	Mar. 18	vs. BUF	1-5 L	28-31-8-5	69
73	Mar. 19	at EDM	3-2 W	29-31-8-5	71
74	Mar. 22	at DET	2-2 T	29-31-9-5	72
75	Mar. 23	at BUF	2-4 L	30-32-9-5	72
76	Mar. 25	at NSH	2-1 W	30-32-9-5	74
77	Mar. 31	vs. PHX	1-3 L	30-33-9-5	74
78	Apr. 1	vs. SJS	3-0 W	31-33-9-5	76
79	Apr. 3	at DAL	2-2 T	31-34-10-5	77
80	Apr. 5	vs. STL	5-6 L	31-34-10-5	77
81	Apr. 7	vs. COL	1-3 L	31-35-10-5	77
82	Apr. 8	vs. TOR	3-6 L	31-36-10-5	77

GAME-BY-GAME RESULTS

1997-98

DATE	OPP.	RESULT	RECORD	PTS
1 Oct. 1	vs. DET	1-3 L	0-1-0	0
2 Oct. 3	vs. COL	1-4 L	0-2-0	0
3 Oct. 7	vs. TOR	1-2 L	0-3-0	0
4 Oct. 9	vs. NYR	1-1 T	0-3-1	1
5 Oct. 12	at DET	4-4 T	0-3-2	2
6 Oct. 14	at DAL	4-5 L(OT)	0-4-2	2
7 Oct. 17	vs. COL	6-5 W(OT)	1-4-2	4
8 Oct. 18	vs. BOS	0-3 L	1-5-2	4
9 Oct. 22	at BUF	1-4 L	1-6-2	4
10 Oct. 23	at PHI	3-4 L	1-7-2	4
11 Oct. 25	at TOR	3-4 L	1-8-2	4
12 Oct. 28	vs. PIT	6-3 W	2-8-2	6
13 Oct. 30	vs. PHX	4-2 W	3-8-2	8
14 Nov. 1	at COL	3-3 T	3-8-3	9
15 Nov. 2	at PHX	3-1 T	3-9-3	9
16 Nov. 5	vs. TOR	3-4 L	3-10-3	9
17 Nov. 7	vs. ANA	3-4 L(OT)	3-11-3	9
18 Nov. 9	at DET	3-6 L	3-12-3	9
19 Nov. 10	at CHI	1-1 T	3-12-4	10
20 Nov. 13	vs. CAR	2-4 L	3-13-4	10
21 Nov. 15	at EDM	2-2 T	3-13-5	11
22 Nov. 18	at NID	1-2 L	3-14-5	11
23 Nov. 20	at FLA	2-1 W	4-14-5	13
24 Nov. 22	at TBL	3-4 L	4-15-5	13
25 Nov. 23	at CAR	3-3 T	4-15-6	14
26 Nov. 27	vs. CHI	2-2 T	4-15-7	15
27 Nov. 29	vs. ANA	3-2 W(OT)	5-15-7	17
28 Dec. 1	vs. SJS	3-2 W(OT)	6-15-7	19
29 Dec. 3	vs. DET	3-4 L	6-16-7	19
30 Dec. 5	at DAL	1-4 L	6-17-7	19
31 Dec. 6	at STL	3-4 L(OT)	6-18-7	19
32 Dec. 9	at NYI	3-1 W	7-18-7	21
33 Dec. 10	at NYR	4-1 W	8-18-7	23
34 Dec. 12	vs. COL	3-1 W	9-18-7	25
35 Dec. 16	vs. CHI	4-3 W(OT)	10-18-7	27
36 Dec. 18	at DAL	1-2 L	10-19-7	27
37 Dec. 20	vs. LAK	1-4 L	10-20-7	27
38 Dec. 22	at ANA	1-5 L	10-21-7	27
39 Dec. 23	at PHX	2-2 T	10-21-8	28
40 Dec. 27	vs. PHI	5-2 W	11-21-8	30
41 Dec. 29	vs. PHX	3-5 L	11-22-8	30
42 Dec. 31	vs. MTL	2-3 L	11-23-8	30
43 Jan. 3	at STL	3-4 L	11-24-8	30
44 Jan. 5	at CHI	1-1 T	11-24-9	31
45 Jan. 6	at COL	3-1 W	12-24-9	33
46 Jan. 9	vs. FLA	3-3 T	12-24-10	34
47 Jan. 10	vs. STL	1-5 L	12-25-10	34
48 Jan. 14	at EDM	2-5 L	12-26-10	34
49 Jan. 20	at LAK	3-4 L	12-27-10	34
50 Jan. 21	at SJS	1-7 L	12-28-10	34
51 Jan. 24	vs. VAN	5-2 W	13-28-10	36
52 Jan. 28	at ANA	5-2 W	14-28-10	38
53 Jan. 29	at LAK	3-5 L	14-29-10	38
54 Jan. 31	vs. NID	2-2 T	14-29-11	39
55 Feb. 3	vs. LAK	3-6 L	14-30-11	39
56 Feb. 5	vs. SJS	4-2 W	15-30-11	41
57 Feb. 7	vs. EDM	4-2 W	16-30-11	43
58 Feb. 27	vs. VAN	4-4 T	16-30-12	44
59 Mar. 1	vs. OTT	2-1 W	17-30-12	46
60 Mar. 3	vs. TBL	2-1 W	18-30-12	48
61 Mar. 5	at VAN	6-2 W	19-30-12	50
62 Mar. 7	at OTT	1-2 L	19-31-12	50
63 Mar. 9	at WSH	2-5 L	19-32-12	50
64 Mar. 11	at PIT	1-4 L	19-33-12	50
65 Mar. 12	at BOS	5-2 W	20-33-12	52
66 Mar. 14	at TOR	1-2 L	20-34-12	52
67 Mar. 16	at MTL	3-3 T	20-34-13	53
68 Mar. 20	vs. NYI	4-1 W	21-34-13	55
69 Mar. 22	vs. STL	3-3 W	22-34-13	57
70 Mar. 24	vs. BUF	0-2 L	22-35-13	57
71 Mar. 26	vs. WSH	3-2 W	23-35-13	59
72 Mar. 28	vs. LAK	5-2 W	24-35-13	61
73 Mar. 30	at EDM	1-3 L	24-36-13	61
74 Apr. 1	vs. DAL	3-1 W	25-36-13	63
75 Apr. 5	at ANA	3-3 T	25-36-14	64
76 Apr. 7	at SJS	0-6 L	25-37-14	64
77 Apr. 9	vs. VAN	6-1 L	25-38-14	64
78 Apr. 11	vs. EDM	4-5 L	25-39-14	64
79 Apr. 13	at LAK	2-4 L	25-40-14	64
80 Apr. 15	vs. SJS	3-3 T	25-40-15	65
81 Apr. 17	at VAN	4-2 W	26-40-15	67
82 Apr. 18	at SJS	1-4 L	26-41-15	67

1996-97

DATE	OPP.	RESULT	RECORD	PTS
1 Oct. 5	at VAN	1-3 L	0-1-0	0
2 Oct. 6	vs. BUF	3-0 W	1-1-0	2
3 Oct. 9	vs. STL	1-3 L	1-2-0	2
4 Oct. 11	at DET	2-1 W	2-2-0	4
5 Oct. 13	at PHI	1-0 W	3-2-0	6
6 Oct. 14	at NYR	4-5 L	3-3-0	6
7 Oct. 16	at MTL	2-4 L	3-4-0	6
8 Oct. 20	vs. EDM	6-3 W	4-4-0	8
9 Oct. 22	vs. COL	5-1 W	5-4-0	10
10 Oct. 24	vs. PIT	7-5 W	6-4-0	12
11 Oct. 26	at LAK	0-0 T	6-4-1	13
12 Oct. 27	at ANA	4-1 W	7-4-1	15
13 Oct. 30	at SJS	1-3 L	7-5-1	15
14 Nov. 1	vs. PHX	2-3 L(OT)	7-6-1	15
15 Nov. 2	at VAN	3-4 L	7-7-1	15
16 Nov. 9	vs. STL	2-3 L	7-8-1	15
17 Nov. 13	at DAL	3-3 T	7-8-2	16
18 Nov. 14	at CHI	2-1 W(OT)	8-8-2	18
19 Nov. 16	at STL	0-2 L	8-9-2	18
20 Nov. 18	vs. NYR	5-3 W	9-9-2	20
21 Nov. 20	vs. DAL	1-3 L	9-10-2	20
22 Nov. 22	vs. CHI	2-5 L	9-11-2	20
23 Nov. 23	at EDM	2-3 L	9-12-2	20
24 Nov. 26	vs. EDM	1-10 L	9-13-2	20
25 Nov. 28	vs. LAK	2-0 W	10-13-2	22
26 Nov. 30	at PHX	1-3 L	10-14-2	22
27 Dec. 3	at NYI	1-3 L	10-15-2	22
28 Dec. 5	at NID	1-2 L	10-16-2	22
29 Dec. 7	at BOS	1-1 T	10-16-3	23
30 Dec. 10	vs. OTT	5-5 T	10-16-4	24
31 Dec. 12	at LAK	5-1 W	11-16-4	26
32 Dec. 14	vs. COL	4-1 W	12-16-4	28
33 Dec. 16	vs. NID	0-5 L	12-17-4	28
34 Dec. 18	vs. DET	3-3 T	12-17-5	29
35 Dec. 20	at ANA	0-7 L	12-18-5	29
36 Dec. 22	at PHX	7-2 W	13-18-5	31
37 Dec. 23	at COL	3-4 L	13-19-5	31
38 Dec. 29	vs. PHI	2-4 L	13-20-5	31
39 Dec. 31	vs. SJS	1-5 L	13-21-5	31
40 Jan. 2	at COL	2-3 L	13-22-5	31
41 Jan. 4	at SJS	4-3 W	14-22-5	33
42 Jan. 7	vs. TOR	4-3 W(OT)	15-22-5	35
43 Jan. 9	vs. HFD	3-2 W	16-22-5	37
44 Jan. 11	vs. FLA	1-4 L	16-23-5	37
45 Jan. 15	vs. ANA	2-1 W	17-23-5	39
46 Jan. 21	at PIT	2-4 L	17-24-5	39
47 Jan. 22	at TOR	3-5 L	17-25-5	39
48 Jan. 24	at OTT	2-2 T	17-25-6	40
49 Jan. 28	vs. NYI	4-3 W	18-25-6	42
50 Jan. 30	vs. SJS	3-6 L	18-26-6	42
51 Feb. 1	vs. VAN	3-0 W	19-26-6	44
52 Feb. 3	vs. LAK	2-3 L	19-27-6	44
53 Feb. 5	at EDM	2-5 L	19-28-6	44
54 Feb. 7	vs. WSH	5-2 W	20-28-6	46
55 Feb. 9	vs. ANA	6-1 W	21-28-6	48
56 Feb. 11	vs. BOS	5-1 W	22-28-6	50
57 Feb. 13	vs. EDM	3-2 W(OT)	23-28-6	52
58 Feb. 15	vs. TOR	3-0 W	24-28-6	54
59 Feb. 18	at BUF	5-5 T	24-28-7	55
60 Feb. 19	at DET	0-4 L	24-29-7	55
61 Feb. 21	at DAL	2-4 L	24-30-7	55
62 Feb. 23	at STL	5-3 W	25-30-7	57
63 Feb. 26	vs. PHX	2-5 L	25-31-7	57
64 Feb. 28	vs. MTL	3-2 W	26-31-7	59
65 Mar. 1	vs. DAL	4-1 W	27-31-7	61
66 Mar. 4	at WSH	1-2 L	27-32-7	61
67 Mar. 5	at HFD	0-2 L	27-33-7	61
68 Mar. 7	at FLA	3-1 W	28-33-7	63
69 Mar. 9	at TBL	1-2 L(OT)	28-34-7	63
70 Mar. 12	at COL	3-2 W	29-34-7	65
71 Mar. 15	at LAK	5-2 W	30-34-7	67
72 Mar. 16	at ANA	2-2 T	30-34-8	68
73 Mar. 19	vs. SJS	4-2 W	31-34-8	70
74 Mar. 21	vs. TBL	3-4 L(OT)	31-35-8	70
75 Mar. 25	vs. ANA	3-2 W	32-35-8	72
76 Mar. 29	vs. VAN	2-5 L	32-36-8	72
77 Apr. 2	vs. COL	1-5 L	32-37-8	72
78 Apr. 4	at VAN	3-3 T	32-37-9	73
79 Apr. 6	vs. CHI	1-2 L	32-38-9	73
80 Apr. 8	vs. DET	2-3 L	32-39-9	73
81 Apr. 11	at CHI	3-7 L	32-40-9	73
82 Apr. 12	at TOR	1-4 L	32-41-9	73

1995-96

	DATE	OPP.	RESULT	RECORD	PTS
1	Oct. 7	at TBL	3-3 T	0-0-1	1
2	Oct. 8	at FLA	3-4 L	0-1-1	1
3	Oct. 10	at DAL	3-7 L	0-2-1	1
4	Oct. 15	at CHI	1-1 T	0-2-2	2
5	Oct. 17	at DET	3-3 T	0-2-3	3
6	Oct. 19	at OTT	2-4 L	0-3-3	3
7	Oct. 20	at TOR	3-4 L(OT)	0-4-3	3
8	Oct. 25	vs. COL	2-3 L	0-5-3	3
9	Oct. 27	vs. DET	0-3 L	0-6-3	3
10	Oct. 29	at ANA	2-7 L	0-7-3	3
11	Oct. 31	at LAK	2-1 W	1-7-3	5
12	Nov. 1	at COL	1-6 L	1-8-3	5
13	Nov. 4	vs. VAN	4-4 T	1-8-4	6
14	Nov. 6	at NYR	2-4 L	1-9-4	6
15	Nov. 8	at NJD	2-1 W	2-9-4	8
16	Nov. 9	at PHI	1-3 L	2-10-4	8
17	Nov. 11	vs. MTL	0-4 L	2-11-4	8
18	Nov. 14	vs. EDM	4-2 W	3-11-4	10
19	Nov. 18	vs. COL	3-5 L	3-12-4	10
20	Nov. 19	at COL	2-5 L	3-13-4	10
21	Nov. 21	vs. ANA	2-3 L	3-14-4	10
22	Nov. 24	vs. EDM	2-5 L	3-15-4	10
23	Nov. 26	vs. CHI	2-2 T	3-15-5	11
24	Nov. 29	at SJS	5-3 W	4-15-5	13
25	Dec. 1	at EDM	8-2 W	5-15-5	15
26	Dec. 3	at WPG	2-5 L	5-16-5	15
27	Dec. 5	vs. STL	1-1 T	5-16-6	16
28	Dec. 9	vs. VAN	3-4 L	5-17-6	16
29	Dec. 11	vs. LAK	6-2 W	6-17-6	18
30	Dec. 13	at DAL	8-4 W	7-17-6	20
31	Dec. 14	at STL	3-3 T	7-17-7	21
32	Dec. 16	at BOS	3-6 L	7-18-7	21
33	Dec. 19	at PIT	1-7 L	7-19-7	21
34	Dec. 20	at HFD	3-2 W	8-19-7	23
35	Dec. 22	vs. DET	1-5 L	8-20-7	23
36	Dec. 26	at VAN	4-2 W	9-20-7	25
37	Dec. 27	vs. TOR	4-0 W	10-20-7	27
38	Dec. 29	vs. PHI	2-3 L	10-21-7	27
39	Dec. 31	vs. NYR	3-1 W	11-21-7	29
40	Jan. 2	vs. TBL	10-0 W	12-21-7	31
41	Jan. 5	vs. ANA	1-3 L	12-22-7	31
42	Jan. 6	vs. FLA	2-0 W	13-22-7	33
43	Jan. 10	vs. HFD	3-2 W(OT)	14-22-7	35
44	Jan. 12	vs. BUF	3-1 W	15-22-7	37
45	Jan. 14	at COL	4-4 T	15-22-8	38
46	Jan. 16	at LAK	5-5 T	15-22-9	39
47	Jan. 17	at ANA	4-1 W	16-22-9	41
48	Jan. 24	vs. NYI	4-1 W	17-22-9	43
49	Jan. 26	vs. DAL	2-4 L	17-23-9	43
50	Jan. 30	vs. EDM	3-2 W(OT)	18-23-9	45
51	Feb. 1	vs. NJD	1-1 T	18-23-10	46
52	Feb. 3	vs. LAK	2-1 W	19-23-10	48
53	Feb. 6	vs. OTT	3-1 W	20-23-10	50
54	Feb. 8	vs. WSH	4-4 T	20-23-11	51
55	Feb. 10	vs. WPG	2-3 L	20-24-11	51
56	Feb. 11	at EDM	2-4 L	20-25-11	51
57	Feb. 13	at WSH	2-3 L	20-26-11	51
58	Feb. 15	at NYI	6-3 W	21-26-11	53
59	Feb. 17	at MTL	1-5 L	21-27-11	53
60	Feb. 20	vs. SJS	5-3 W	22-27-11	55
61	Feb. 23	vs. ANA	3-2 W	23-27-11	57
62	Feb. 24	vs. BOS	1-2 L	23-28-11	57
63	Feb. 29	vs. PIT	7-3 W	24-28-11	59
64	Mar. 3	at SJS	5-1 W	25-28-11	61
65	Mar. 7	at STL	4-2 W	26-28-11	63
66	Mar. 9	at TOR	3-4 L	26-29-11	63
67	Mar. 12	vs. STL	4-2 W	27-29-11	65
68	Mar. 15	at BUF	3-1 W	28-29-11	67
69	Mar. 17	at DET	2-4 L	28-30-11	67
70	Mar. 20	at CHI	3-2 W	29-30-11	69
71	Mar. 22	vs. SJS	1-2 L(OT)	29-31-11	69
72	Mar. 23	at VAN	4-0 W	30-31-11	71
73	Mar. 24	vs. TOR	2-4 L	30-32-11	71
74	Mar. 27	vs. CHI	1-0 W	31-32-11	73
75	Mar. 29	vs. LAK	3-4 L	31-33-11	73
76	Mar. 31	vs. WPG	1-4 L	31-34-11	73
77	Apr. 3	vs. VAN	4-3 W	32-34-11	75
78	Apr. 6	at WPG	3-4 L	32-35-11	75
79	Apr. 9	at EDM	3-2 W	33-35-11	77
80	Apr. 8	vs. DAL	3-4 L(OT)	33-36-11	77
81	Apr. 12	at SJS	6-0 W	34-36-11	79
82	Apr. 13	at VAN	0-5 L	34-37-11	79

GAME-BY-GAME RESULTS

1994-95

DATE	OPP.	RESULT	RECORD	PTS
1 Jan. 20	at WPG	3-3 T	0-0-1	1
2 Jan. 22	at DET	4-1 W	1-0-1	3
3 Jan. 24	vs. STL	6-4 W	2-0-1	5
4 Jan. 26	at DET	1-5 L	2-1-1	5
5 Jan. 28	at TOR	1-2 L	2-2-1	5
6 Feb. 1	vs. DET	2-1 W	3-2-1	7
7 Feb. 3	vs. CHI	3-4 L(OT)	3-3-1	7
8 Feb. 4	vs. TOR	4-1 W	4-3-1	9
9 Feb. 6	vs. WPG	4-5 L	4-4-1	9
10 Feb. 9	vs. ANA	5-1 W	5-4-1	11
11 Feb. 11	at DAL	6-0 W	6-4-1	13
12 Feb. 13	at STL	2-4 L	6-5-1	13
13 Feb. 16	at CHI	2-2 T	6-5-2	14
14 Feb. 18	vs. DAL	3-2 W(OT)	7-5-2	16
15 Feb. 20	vs. DAL	1-2 L	7-6-2	16
16 Feb. 23	at LAK	3-3 T	7-6-3	17
17 Feb. 24	at SJS	3-0 W	8-6-3	19
18 Feb. 26	at ANA	5-3 W	9-6-3	21
19 Feb. 28	vs. EDM	5-2 W	10-6-3	23
20 Mar. 2	vs. VAN	2-2 T	10-6-4	24
21 Mar. 4	at TOR	2-3 L	10-7-4	24
22 Mar. 5	at WPG	2-3 L	10-8-4	24
23 Mar. 7	at CHI	6-3 W	11-8-4	26
24 Mar. 9	at STL	1-5 L	11-9-4	26
25 Mar. 12	at DAL	4-4 T	11-9-5	27
26 Mar. 15	vs. ANA	0-5 L	11-10-5	27
27 Mar. 17	vs. WPG	8-4 W	12-10-5	29
28 Mar. 19	vs. SJS	3-5 L	12-11-5	29
29 Mar. 20	at EDM	2-5 L	12-12-5	29
30 Mar. 22	vs. STL	4-3 W	13-12-5	31
31 Mar. 24	vs. DET	3-2 W	14-12-5	33
32 Mar. 26	vs. VAN	2-0 W	15-12-5	35
33 Mar. 28	vs. LAK	3-5 L	15-13-5	35
34 Mar. 31	at EDM	6-2 W	16-13-5	37
35 Apr. 4	vs. CHI	3-2 W	17-13-5	39
36 Apr. 7	vs. LAK	7-4 W	18-13-5	41
37 Apr. 8	vs. VAN	8-3 W	18-14-5	41
38 Apr. 10	vs. SJS	8-4 W	19-15-5	43
39 Apr. 12	at LAK	4-1 W	20-15-5	45
40 Apr. 13	at ANA	2-4 L	20-16-5	45
41 Apr. 15	at EDM	4-2 W	21-16-5	47
42 Apr. 17	vs. LAK	5-2 W	22-16-5	49
43 Apr. 20	at VAN	2-2 T	22-16-6	50
44 Apr. 24	at ANA	1-2 L	22-17-6	50
45 Apr. 25	at SJS	3-2 W	23-17-6	52
46 Apr. 29	vs. TOR	2-2 T	23-17-7	53
47 Apr. 30	at VAN	4-6 L	23-17-7	53
48 May 3	vs. EDM	5-3 W	24-17-7	55

1993-94

DATE	OPP.	RESULT	RECORD	PTS
1 Oct. 5	vs. NYI	2-1 W	1-0-0	2
2 Oct. 7	vs. SJS	6-2 W	2-0-0	4
3 Oct. 9	at VAN	5-1 W	3-0-0	6
4 Oct. 14	at SJS	2-1 W	4-0-0	8
5 Oct. 16	at LAK	4-8 L	4-1-0	8
6 Oct. 17	at ANA	2-2 T	4-1-1	9
7 Oct. 20	at EDM	5-3 W	5-1-1	11
8 Oct. 21	vs. VAN	3-6 L	5-2-1	11
9 Oct. 23	vs. BOS	3-3 T	5-2-2	12
10 Oct. 25	vs. WSH	3-2 W(OT)	6-2-2	14
11 Oct. 27	vs. BUF	3-5 L	6-3-2	14
12 Oct. 30	vs. EDM	4-1 W	7-3-2	16
13 Oct. 31	at WPG	4-3 W	8-3-2	18
14 Nov. 3	at HFD	6-3 W	9-3-2	20
15 Nov. 4	at BOS	3-6 L	9-4-2	20
16 Nov. 6	at MTL	4-3 W	10-4-2	22
17 Nov. 9	vs. LAK	3-2 W	11-4-2	24
18 Nov. 11	vs. ANA	5-4 W	12-4-2	26
19 Nov. 13	vs. VAN	4-3 W	13-4-2	28
20 Nov. 15	vs. WPG	7-2 W	14-4-2	30
21 Nov. 18	at STL	3-3 T	14-4-3	31
22 Nov. 20	at DAL	3-4 L	14-5-3	31
23 Nov. 22	vs. ANA	1-2 L	14-6-3	31
24 Nov. 24	vs. TOR	5-3 W	15-6-3	33
25 Nov. 26	vs. CHI	3-6 L	15-7-3	33
26 Nov. 30	vs. DAL	2-2 T	15-7-4	34
27 Dec. 4	vs. PHI	6-0 W	16-7-4	36
28 Dec. 6	at OTT	6-1 W	17-7-4	38
29 Dec. 7	at QUE	4-4 T	17-7-5	39
30 Dec. 10	at BUF	2-6 L	17-8-5	39
31 Dec. 11	at TOR	1-3 L	17-9-5	41
32 Dec. 14	vs. VAN	8-4 W	18-9-5	41
33 Dec. 17	vs. STL	3-4 L	18-10-5	41
34 Dec. 18	vs. WPG	5-4 W(OT)	19-10-5	43
35 Dec. 20	vs. LAK	4-5 L(OT)	19-11-5	43
36 Dec. 22	at EDM	3-7 L	19-12-5	43
37 Dec. 23	at VAN	3-4 L	19-13-5	43
38 Dec. 28	at SJS	3-3 T	19-13-6	44
39 Dec. 30	vs. EDM	7-1 W	20-13-6	46
40 Dec. 31	vs. MTL	2-5 L	20-14-6	46
41 Jan. 2	at STL	3-4 L(OT)	20-15-6	46
42 Jan. 5	at NYR	4-1 W	21-15-6	48
43 Jan. 7	at NYI	2-6 L	21-16-6	48
44 Jan. 8	at PIT	2-2 T	21-16-7	49
45 Jan. 11	vs. QUE	1-0 W	22-16-7	51
46 Jan. 15	vs. OTT	10-0 W	23-16-7	53
47 Jan. 17	at SJS	2-3 L	23-17-7	53
48 Jan. 19	at VAN	4-3 W	24-17-7	55
49 Jan. 24	vs. LAK	3-3 T	24-17-8	56
50 Jan. 26	vs. DAL	2-3 L	24-18-8	56
51 Jan. 28	vs. NJD	2-2 T	24-18-9	57
52 Jan. 29	vs. STL	3-5 L	24-19-9	57
53 Feb. 2	at ANA	4-2 W	25-19-9	59
54 Feb. 5	at LAK	5-4 W(OT)	26-19-9	61
55 Feb. 7	vs. EDM	4-3 W	27-19-9	63
56 Feb. 9	at EDM	6-1 W	28-19-9	65
57 Feb. 11	vs. HFD	4-1 W	29-19-9	67
58 Feb. 12	vs. TOR	3-2 W	30-19-9	69
59 Feb. 14	vs. CHI	2-4 L	30-20-9	69
60 Feb. 18	at DAL	2-4 L	30-21-9	69
61 Feb. 20	at WPG	5-2 W	31-21-9	71
62 Feb. 22	at VAN	4-4 T	31-21-10	72
63 Feb. 24	vs. TBL	0-4 L	31-22-10	72
64 Feb. 26	vs. LAK	4-2 W	32-22-10	74
65 Mar. 1	at DET	2-5 L	32-23-10	74
66 Mar. 3	at CHI	2-4 L	32-24-10	74
67 Mar. 5	at NJD	3-6 L	32-25-10	74
68 Mar. 6	at WSH	4-4 T	32-25-11	75
69 Mar. 9	vs. DET	1-5 L	32-26-11	75
70 Mar. 11	vs. FLA	4-2 W	33-26-11	77
71 Mar. 12	vs. SJS	2-0 W	34-26-11	79
72 Mar. 15	at TBL	7-3 W	35-26-11	81
73 Mar. 16	at FLA	1-2 L	35-27-11	81
74 Mar. 20	at TOR	6-3 W	36-27-11	83
75 Mar. 22	vs. NYR	4-4 T	36-27-12	84
76 Mar. 26	vs. PIT	5-3 W	37-27-12	86
77 Mar. 31	at PHI	4-1 W	38-27-12	88
78 Apr. 2	at DET	3-3 T	38-27-13	89
79 Apr. 3	at CHI	1-2 L	38-28-13	89
80 Apr. 6	vs. ANA	4-2 W	39-28-13	91
81 Apr. 8	vs. SJS	5-2 W	40-28-13	93
82 Apr. 9	vs. DET	4-2 W	41-28-13	95
83 Apr. 11	at ANA	3-0 W	42-28-13	97
84 Apr. 13	at LAK	4-6 L	42-29-13	97

1992-93

DATE	OPP.	RESULT	RECORD	PTS
1 Oct. 6	vs. LAK	4-5 L	0-1-0	0
2 Oct. 8	vs. EDM	7-2 W	1-1-0	2
3 Oct. 10	vs. TOR	3-2 W	2-1-0	4
4 Oct. 13	at MNS	4-3 W	3-1-0	6
5 Oct. 15	at LAK	0-4 L	3-2-0	6
6 Oct. 17	at SJS	6-2 W	4-2-0	8
7 Oct. 20	vs. LAK	6-2 W	5-2-0	10
8 Oct. 22	vs. BOS	2-4 L	5-3-0	10
9 Oct. 25	at EDM	4-0 W	6-3-0	12
10 Oct. 28	at WPG	7-5 W	7-3-0	14
11 Oct. 30	vs. WSH	1-3 L	7-4-0	14
12 Oct. 31	vs. MNS	5-3 W	8-4-0	16
13 Nov. 2	vs. VAN	5-3 W	9-4-0	18
14 Nov. 4	at VAN	5-5 T	9-4-1	19
15 Nov. 6	vs. OTT	8-4 W	10-4-1	21
16 Nov. 8	at QUE	5-5 T	10-4-2	22
17 Nov. 9	at MTL	2-5 L	10-5-2	22
18 Nov. 11	at HFD	4-3 W	11-5-2	24
19 Nov. 12	at BOS	3-5 L	11-6-2	24
20 Nov. 14	at STL	5-3 W	12-6-2	26
21 Nov. 19	vs. VAN	4-3 W	13-6-2	28
22 Nov. 21	vs. NYI	3-4 L	13-7-2	28
23 Nov. 25	vs. SJS	3-4 L(OT)	13-8-2	28
24 Nov. 27	vs. STL	3-2 W(OT)	14-8-2	30
25 Nov. 28	vs. CHI	2-5 L	14-9-2	30
26 Dec. 2	vs. WPG	3-3 T	14-9-3	31
27 Dec. 4	vs. STL	5-3 W	15-9-3	33
28 Dec. 7	vs. EDM	6-3 W	16-9-3	35
29 Dec. 8	at EDM	1-3 L	16-10-3	35
30 Dec. 11	at TOR	6-3 W	17-10-3	37
31 Dec. 12	at OTT	1-1 T	17-10-4	38
32 Dec. 14	at DET	3-0 W	18-10-4	40
33 Dec. 15	at NYR	3-0 W	19-10-4	42
34 Dec. 19	vs. LAK	5-3 W	20-10-4	44
35 Dec. 21	vs. EDM	3-2 W(OT)	21-10-4	46
36 Dec. 23	at WPG	4-3 W	22-10-4	48
37 Dec. 27	at EDM	7-3 W	23-10-4	50
38 Dec. 31	vs. MTL	5-3 W	24-10-4	52
39 Jan. 2	vs. PHI	7-3 W	25-10-4	54
40 Jan. 5	vs. WPG	2-4 L	25-11-4	54
41 Jan. 7	at STL	2-3 L(OT)	25-12-4	54
42 Jan. 9	at PIT	2-3 L	25-13-4	54
43 Jan. 10	at BUF	3-5 L	25-14-4	54
44 Jan. 12	at NYI	2-8 L	25-15-4	54
45 Jan. 14	at PHI	4-4 T	25-15-5	55
46 Jan. 16	at MNS	2-4 L	25-16-5	55
47 Jan. 19	vs. LAK	2-3 L(OT)	25-17-5	55
48 Jan. 22	vs. WPG	4-4 T	25-17-6	56
49 Jan. 23	vs. PIT	3-4 L	25-18-6	56
50 Jan. 26	vs. DET	1-9 L	25-19-6	56
51 Jan. 28	at LAK	2-1 W	26-19-6	58
52 Jan. 30	at SJS	5-4 W	27-19-6	60
53 Feb. 2	at WSH	6-4 W	28-19-6	62
54 Feb. 3	at NJD	5-4 W	29-19-6	64
55 Feb. 10	vs. SJS	13-1 W	30-19-6	66
56 Feb. 12	vs. QUE	4-4 T	30-19-7	67
57 Feb. 13	vs. HFD	4-3 W	31-19-7	69
58 Feb. 16	vs. PHI	4-4 T	31-19-8	70
59 Feb. 17	at TOR	2-4 L	31-20-8	70
60 Feb. 19	at DET	3-3 T	31-20-9	71
61 Feb. 21	at CHI	3-4 L	31-21-9	71
62 Feb. 23	at SJS	6-3 W	32-21-9	73
63 Feb. 26	vs. NYR	4-4 T	32-21-10	74
64 Feb. 27	vs. SJS	5-4 W	33-21-10	76
65 Mar. 2	at LAK	2-6 L	33-22-10	76
66 Mar. 4	at STL	1-2 L	33-23-10	76
67 Mar. 6	at TBL	4-7 L	33-24-10	76
68 Mar. 11	vs. DET	6-3 W	34-24-10	80
69 Mar. 13	vs. NJD	4-3 W	35-24-10	82
70 Mar. 14	vs. VAN	3-2 W	36-24-10	82
71 Mar. 16	vs. CHI	0-1 L	36-25-10	82
72 Mar. 21	at WPG	2-4 L	36-26-10	82
73 Mar. 24	vs. STL	2-4 L	36-27-10	82
74 Mar. 26	vs. TOR	3-1 W	37-27-10	84
75 Mar. 28	at VAN	0-4 L	37-28-10	84
76 Mar. 30	vs. WPG	4-5 L	37-29-10	84
77 Apr. 1	vs. MNS	5-3 W	38-29-10	86
78 Apr. 3	at SJS	3-2 W(OT)	39-29-10	88
79 Apr. 4	at SJS	4-3 W	40-29-10	90
80 Apr. 6	at LAK	3-3 T	40-29-11	91
81 Apr. 9	vs. VAN	8-1 W	41-29-11	93
82 Apr. 11	at VAN	3-6 L	41-30-11	93
83 Apr. 13	at EDM	4-2 W	42-30-11	95
84 Apr. 15	vs. SJS	7-3 W	43-30-11	97

GAME-BY-GAME RESULTS

1991-92

DATE	OPP.	RESULT	RECORD	PTS
1 Oct. 4	vs. EDM	9-2 W	1-0-0	2
2 Oct. 6	at TOR	3-5 L	1-1-0	2
3 Oct. 8	at SJS	3-4 L	1-2-0	2
4 Oct. 10	at LAK	7-1 W	2-2-0	4
5 Oct. 12	at EDM	1-3 L	2-3-0	4
6 Oct. 15	vs. MNS	6-3 W	3-3-0	6
7 Oct. 17	vs. TOR	6-4 W	4-3-0	8
8 Oct. 19	at VAN	2-5 L	4-4-0	8
9 Oct. 22	at MNS	4-2 W	5-4-0	10
10 Oct. 24	at CHI	5-2 W	6-4-0	12
11 Oct. 26	at STL	2-2 T	6-4-1	13
12 Oct. 30	vs. NID	2-5 L	6-5-1	13
13 Nov. 1	at WPG	7-6 W(OT)	7-5-1	15
14 Nov. 4	at NYR	0-4 L	7-6-1	15
15 Nov. 6	at HFD	3-2 W	8-6-1	17
16 Nov. 7	at BOS	4-4 T	8-6-2	18
17 Nov. 9	at TOR	6-1 W	9-6-2	20
18 Nov. 12	vs. DET	4-5 L(OT)	9-7-3	21
19 Nov. 14	vs. VAN	2-2 T	9-7-3	21
20 Nov. 16	vs. BUF	4-5 L	9-8-3	21
21 Nov. 21	vs. VAN	3-2 W	10-8-3	23
22 Nov. 22	at VAN	5-6 L(OT)	10-9-3	23
23 Nov. 25	vs. WPG	3-3 T	10-9-4	24
24 Nov. 28	vs. LAK	5-3 W	11-9-4	26
25 Nov. 30	vs. SJS	1-2 L	11-10-4	26
26 Dec. 3	at DET	2-5 L	11-11-4	26
27 Dec. 5	at NID	3-6 L	11-12-4	26
28 Dec. 7	at MTL	1-5 L	11-13-4	26
29 Dec. 8	at BUF	4-2 W	12-13-4	28
30 Dec. 10	at WSH	1-4 L	12-14-4	28
31 Dec. 14	vs. DET	3-4 L(OT)	12-15-4	28
32 Dec. 17	vs. WPG	7-4 W	13-15-4	30
33 Dec. 19	vs. QUE	5-5 T	13-15-5	31
34 Dec. 21	at WPG	2-7 L	13-16-5	31
35 Dec. 23	at EDM	3-5 L	13-17-5	31
36 Dec. 28	vs. PHI	5-1 W	14-17-5	33
37 Dec. 29	vs. LAK	6-2 W	15-17-5	35
38 Dec. 31	vs. MTL	3-2 W(OT)	16-17-5	37
39 Jan. 4	vs. EDM	2-3 L	17-17-5	37
40 Jan. 5	at EDM	3-2 W	17-18-5	39
41 Jan. 8	vs. SJS	10-3 W	18-18-5	41
42 Jan. 10	vs. PIT	7-5 W	19-18-5	43
43 Jan. 13	at MTL	2-2 T	19-18-6	44
44 Jan. 14	at QUE	5-3 W	20-18-6	45
45 Jan. 16	at NYR	4-6 L	20-19-6	45
46 Jan. 22	vs. NYR	4-4 T	20-19-7	46
47 Jan. 24	at SJS	3-2 W	21-19-7	48
48 Jan. 25	at LAK	3-4 L	21-20-7	48
49 Jan. 27	vs. CHI	3-4 L(OT)	21-21-7	48
50 Jan. 30	at BOS	1-3 L	21-22-7	49
51 Feb. 1	at WSH	2-5 L	21-23-7	49
52 Feb. 2	at NYI	3-6 L	21-24-7	49
53 Feb. 5	vs. QUE	5-3 W	22-24-7	51
54 Feb. 7	at WPG	1-4 L	22-25-7	51
55 Feb. 11	vs. NYI	1-3 L	22-26-7	51
56 Feb. 13	vs. WSH	4-4 T	22-26-8	52
57 Feb. 15	at STL	2-7 L	22-27-8	52
58 Feb. 16	at CHI	5-5 T	22-27-9	53
59 Feb. 19	vs. BOS	6-4 W	23-28-9	55
60 Feb. 21	vs. LAK	9-7 W	24-27-9	57
61 Feb. 23	at SJS	4-2 W	25-27-9	59
62 Feb. 25	vs. BUF	3-5 L	25-28-9	59
63 Feb. 27	vs. PHI	0-3 L	25-29-9	59
64 Mar. 1	at VAN	0-1 L	25-30-9	59
65 Mar. 3	vs. PIT	3-6 L	25-31-9	59
66 Mar. 5	vs. TOR	5-5 T	25-31-10	60
67 Mar. 7	vs. STL	5-1 W	26-31-10	62
68 Mar. 10	at PIT	2-5 L	26-32-10	62
69 Mar. 12	at PHI	4-5 L(OT)	26-33-10	62
70 Mar. 14	vs. VAN	4-6 L	26-34-10	62
71 Mar. 16	vs. HFD	3-4 L	26-35-10	62
72 Mar. 19	vs. SJS	3-1 W	27-35-10	64
73 Mar. 21	at LAK	2-5 L	27-36-10	64
74 Mar. 24	vs. EDM	4-4 T	27-36-11	65
75 Mar. 26	vs. LAK	7-2 W	28-36-11	67
76 Mar. 28	vs. MNS	4-3 W	29-36-11	69
77 Mar. 31	vs. EDM	5-2 W	30-36-11	71
78 Apr. 12	vs. WPG	3-4 W	30-37-11	73
79 Apr. 15	at SJS	4-3 W	31-37-11	73
80 Apr. 16	at VAN	4-4 T	31-37-12	74

1990-91

DATE	OPP.	RESULT	RECORD	PTS
1 Oct. 4	vs. VAN	3-2 W(OT)	1-0-0	2
2 Oct. 6	vs. TOR	4-1 W	2-0-0	4
3 Oct. 8	at WPG	4-3 W	3-0-0	6
4 Oct. 10	at DET	5-6 L(OT)	3-1-0	6
5 Oct. 13	at NID	3-5 L	3-2-0	6
6 Oct. 14	at CHI	3-1 W	4-2-0	8
7 Oct. 18	vs. STL	3-4 L	4-3-0	8
8 Oct. 20	vs. BOS	8-1 W	5-3-0	10
9 Oct. 21	at EDM	2-1 W	6-3-0	12
10 Oct. 23	at LAK	4-6 L	6-4-0	12
11 Oct. 25	vs. EDM	4-2 W	7-4-0	14
12 Oct. 27	vs. WSH	9-4 W	8-4-0	16
13 Oct. 30	vs. NID	6-3 W	9-4-0	18
14 Nov. 1	vs. WPG	2-1 W	10-4-0	20
15 Nov. 3	at TOR	7-3 W	11-4-0	22
16 Nov. 4	at BUF	1-2 L	11-5-0	22
17 Nov. 6	at PIT	5-6 L	11-6-0	22
18 Nov. 8	at PHI	8-2 W	12-6-0	24
19 Nov. 10	at NYI	1-5 L	12-7-0	24
20 Nov. 11	at NYR	4-4 T	12-7-1	25
21 Nov. 15	vs. NYI	3-4 L(OT)	12-8-1	25
22 Nov. 17	vs. BUF	3-3 T	12-8-2	26
23 Nov. 19	at VAN	6-4 W	13-8-2	28
24 Nov. 22	vs. LAK	6-3 W	14-8-2	30
25 Nov. 24	vs. CHI	3-5 L	14-9-2	30
26 Nov. 28	at WPG	2-2 T	14-9-3	31
27 Dec. 1	at MTL	5-3 W	15-9-3	33
28 Dec. 2	at QUE	5-5 T	15-9-4	34
29 Dec. 5	vs. NYR	4-1 W	16-9-4	36
30 Dec. 7	vs. QUE	3-5 L	16-10-4	36
31 Dec. 9	at EDM	3-2 W	17-10-4	38
32 Dec. 11	at MNS	5-4 W	18-10-4	40
33 Dec. 13	at WPG	4-1 W	19-10-4	42
34 Dec. 16	at VAN	5-2 W	20-10-4	44
35 Dec. 18	vs. VAN	2-3 L	20-11-4	44
36 Dec. 20	vs. LAK	3-4 L(OT)	20-12-4	44
37 Dec. 22	vs. EDM	2-6 L	20-13-4	44
38 Dec. 27	at EDM	1-4 L	20-14-4	44
39 Dec. 29	vs. HFD	8-2 W	21-14-4	46
40 Dec. 31	vs. MTL	7-2 W	22-14-4	48
41 Jan. 2	at WPG	3-3 T	22-14-5	49
42 Jan. 5	vs. DET	7-0 W	23-14-5	51
43 Jan. 8	at TOR	5-3 W	24-14-5	53
44 Jan. 10	at PIT	1-5 L	24-15-5	53
45 Jan. 11	at WSH	2-4 L	24-16-5	53
46 Jan. 13	at WPG	3-4 L	24-17-5	53
47 Jan. 15	vs. WPG	7-5 W	25-17-5	55
48 Jan. 22	at PHI	3-4 L	25-18-5	55
49 Jan. 23	at HFD	4-5 L	25-19-5	55
50 Jan. 26	at BOS	2-5 L	25-20-5	55
51 Jan. 27	at BUF	5-4 W	26-20-5	57
52 Jan. 30	vs. NYR	5-1 W	27-20-5	59
53 Feb. 2	vs. CHI	3-1 W	28-20-5	61
54 Feb. 5	at NID	1-2 L	28-21-5	61
55 Feb. 7	at BOS	4-1 W	29-21-5	63
56 Feb. 9	at HFD	5-2 W	30-21-5	65
57 Feb. 12	at LAK	4-4 T	30-21-6	66
58 Feb. 15	vs. WSH	8-2 W	31-21-6	68
59 Feb. 17	vs. STL	7-4 W	32-21-6	70
60 Feb. 19	vs. DET	4-4 T	32-21-7	71
61 Feb. 21	vs. VAN	6-4 W	33-21-7	73
62 Feb. 23	vs. QUE	10-8 W	34-21-7	75
63 Feb. 25	at VAN	2-4 L	34-22-7	75
64 Feb. 27	vs. EDM	4-2 W	35-22-7	77
65 Mar. 1	vs. PIT	6-2 W	36-22-7	79
66 Mar. 2	vs. MNS	5-1 W	37-22-7	81
67 Mar. 4	vs. MTL	3-2 W(OT)	38-22-7	83
68 Mar. 7	vs. PHI	4-2 W	39-22-7	85
69 Mar. 9	at STL	8-4 W	40-22-7	87
70 Mar. 10	at MNS	3-7 L	40-23-7	87
71 Mar. 12	vs. WPG	5-3 W	41-23-7	89
72 Mar. 14	vs. NYI	4-2 W	42-23-7	91
73 Mar. 16	vs. LAK	3-4 L	42-24-7	91
74 Mar. 18	vs. WPG	4-3 W(OT)	43-24-7	93
75 Mar. 20	at VAN	3-2 W	44-24-7	95
76 Mar. 23	at LAK	4-8 L	44-25-7	95
77 Mar. 26	vs. VAN	7-2 W	45-25-7	97
78 Mar. 28	vs. EDM	4-4 T	45-25-8	98
79 Mar. 29	at EDM	5-6 L(OT)	45-26-8	98
80 Mar. 31	vs. LAK	5-3 W	46-26-8	100

1989-90

	DATE	OPP.	RESULT	RECORD	PTS
1	Oct. 5	vs. DET	10-7 W	1-0-0	2
2	Oct. 7	vs. NYI	6-3 W	2-0-0	4
3	Oct. 10	at NJD	4-2 W	3-0-0	6
4	Oct. 11	at NYR	4-5 L	3-1-0	6
5	Oct. 14	at WSH	4-4 T	3-1-1	7
6	Oct. 15	at PHI	3-2 W	4-1-1	9
7	Oct. 17	at QUE	8-8 T	4-1-2	10
8	Oct. 18	at MTL	1-2 L	4-2-2	10
9	Oct. 21	vs. BOS	5-2 W	5-2-2	12
10	Oct. 23	vs. WSH	3-3 T	5-2-3	13
11	Oct. 25	at LAK	5-0 W	6-2-3	15
12	Oct. 27	vs. VAN	5-5 T	6-2-4	16
13	Oct. 28	at VAN	3-4 L	6-3-4	16
14	Nov. 1	vs. WPG	5-3 W	7-3-4	18
15	Nov. 3	at EDM	2-5 L	7-4-4	18
16	Nov. 4	vs. NJD	7-3 W	8-4-4	20
17	Nov. 6	vs. EDM	5-1 W	9-4-4	22
18	Nov. 8	at LAK	5-4 W	10-4-4	24
19	Nov. 11	at MNS	2-3 L(OT)	10-5-4	24
20	Nov. 12	at WPG	2-3 L	10-6-4	24
21	Nov. 14	vs. LAK	6-8 L	10-7-4	24
22	Nov. 16	vs. BUF	4-4 T	10-7-5	25
23	Nov. 18	vs. CHI	4-4 T	10-7-6	26
24	Nov. 20	at MTL	2-3 L	10-8-6	26
25	Nov. 21	at QUE	4-4 T	10-8-7	27
26	Nov. 24	at DET	2-3 L	10-9-7	27
27	Nov. 25	at STL	3-3 T	10-9-8	28
28	Nov. 30	vs. MNS	5-2 W	11-9-8	30
29	Dec. 2	vs. TOR	7-4 W	12-9-8	32
30	Dec. 6	vs. WPG	3-4 L	12-10-8	32
31	Dec. 10	at WPG	1-4 L	12-11-8	32
32	Dec. 11	at EDM	3-3 T	12-11-9	33
33	Dec. 14	vs. QUE	8-2 W	13-11-9	35
34	Dec. 16	vs. PIT	4-3 W	14-11-9	37
35	Dec. 19	at VAN	2-1 W	15-11-9	39
36	Dec. 20	vs. VAN	2-1 W(OT)	16-11-9	41
37	Dec. 23	at EDM	1-2 L	16-12-9	41
38	Dec. 27	at LAK	5-5 T	16-12-10	42
39	Dec. 29	vs. WPG	1-2 L(OT)	16-13-10	42
40	Dec. 30	vs. MTL	5-3 W	17-13-10	44
41	Jan. 2	vs. PHI	4-4 T	17-13-11	45
42	Jan. 5	vs. HFD	6-4 W	18-13-11	47
43	Jan. 7	at EDM	3-1 W	19-13-11	49
44	Jan. 9	vs. EDM	2-3 L(OT)	19-14-11	49
45	Jan. 11	vs. BUF	5-3 W	20-14-11	51
46	Jan. 13	at TOR	5-6 L	20-15-11	51
47	Jan. 14	at CHI	6-5 W	21-15-11	53
48	Jan. 16	at STL	5-2 W	22-15-11	55
49	Jan. 18	at BOS	2-2 T	22-15-12	56
50	Jan. 19	at HFD	3-3 T	22-15-13	57
51	Jan. 25	vs. NYR	8-5 W	23-15-13	59
52	Jan. 27	vs. MNS	3-1 W	24-15-13	61
53	Jan. 30	at VAN	7-2 W	25-15-13	63
54	Feb. 1	vs. VAN	4-3 W(OT)	26-15-13	65
55	Feb. 3	at LAK	3-4 L	26-16-13	65
56	Feb. 6	vs. LAK	3-5 L	26-17-13	65
57	Feb. 10	at DET	5-7 L	26-18-13	65
58	Feb. 11	at NYR	5-2 W	27-18-13	67
59	Feb. 13	at NYI	4-2 W	28-18-13	69
60	Feb. 15	at PHI	4-1 W	29-18-13	71
61	Feb. 18	at WPG	1-5 L	29-19-13	71
62	Feb. 20	vs. BOS	3-5 L	29-20-13	71
63	Feb. 22	vs. TOR	12-2 W	30-20-13	73
64	Feb. 25	vs. EDM	10-4 W	31-20-13	75
65	Mar. 1	vs. PHI	2-4 L	31-21-13	75
66	Mar. 3	vs. VAN	5-1 W	32-21-13	77
67	Mar. 5	vs. LAK	5-0 W	33-21-13	79
68	Mar. 7	vs. PIT	6-3 W	34-21-13	81
69	Mar. 9	at VAN	4-4 T	34-21-14	82
70	Mar. 11	at WPG	6-4 W	35-21-14	84
71	Mar. 12	vs. WPG	5-4 W(OT)	36-21-14	86
72	Mar. 15	vs. NJD	5-4 W	37-21-14	88
73	Mar. 17	vs. HFD	5-4 W	38-21-14	90
74	Mar. 19	vs. STL	5-2 W	39-21-14	92
75	Mar. 21	at BUF	4-5 L	39-22-14	92
76	Mar. 24	at PIT	3-3 T	39-22-15	93
77	Mar. 25	at WSH	1-4 L	39-23-15	93
78	Mar. 27	at NYI	4-2 W	40-23-15	95
79	Mar. 30	vs. EDM	6-2 W	41-23-15	97
80	Apr. 1	vs. LAK	8-4 W	42-23-15	99

GAME-BY-GAME RESULTS

1988-89

DATE	OPP.	RESULT	RECORD	PTS
1 Oct. 6	vs. NYI	4-4 T	0-0-1	1
2 Oct. 8	at LAK	5-6 L(OT)	1-1-1	1
3 Oct. 10	vs. DET	5-2 W	2-1-1	3
4 Oct. 14	vs. EDM	6-1 W	2-1-1	5
5 Oct. 17	vs. LAK	11-4 W	3-1-1	7
6 Oct. 19	vs. MNS	2-1 W	4-1-1	9
7 Oct. 22	at TOR	3-3 T	4-1-2	10
8 Oct. 23	at PHI	5-4 W(OT)	5-1-2	12
9 Oct. 25	at PIT	1-6 L	5-2-3	12
10 Oct. 28	vs. WSH	2-2 T	5-2-3	13
11 Oct. 30	at VAN	1-2 L	5-3-3	13
12 Oct. 31	vs. CHI	6-3 W	6-3-3	15
13 Nov. 3	vs. STL	6-1 W	7-3-3	17
14 Nov. 5	vs. BUF	9-0 W	8-3-3	19
15 Nov. 7	vs. HFD	6-3 W	9-3-3	21
16 Nov. 9	at BUF	2-3 L	9-4-3	21
17 Nov. 10	at PHI	3-2 W(OT)	10-4-3	23
18 Nov. 12	at BOS	2-1 W	11-4-3	25
19 Nov. 15	at NYI	5-1 W	12-4-3	27
20 Nov. 17	at NJD	5-3 W	13-4-3	29
21 Nov. 19	at HFD	5-2 W	14-4-3	31
22 Nov. 23	vs. NJD	3-2 W	15-4-3	33
23 Nov. 26	vs. LAK	4-1 W	16-4-3	35
24 Nov. 29	vs. VAN	3-3 T	16-4-4	36
25 Dec. 1	vs. NYR	6-3 W	17-4-4	38
26 Dec. 2	at EDM	7-4 W	18-4-4	40
27 Dec. 4	at WPG	6-3 W	19-4-4	42
28 Dec. 6	vs. QUE	3-2 W	20-4-4	44
29 Dec. 8	vs. EDM	5-3 W	21-4-4	46
30 Dec. 10	at HFD	1-4 L	21-5-4	46
31 Dec. 12	at TOR	4-4 T	21-5-5	47
32 Dec. 15	vs. VAN	2-0 W	22-5-5	49
33 Dec. 16	at VAN	5-3 W	23-5-5	51
34 Dec. 20	at LAK	3-7 L	23-6-5	51
35 Dec. 23	at EDM	1-4 L	23-7-5	51
36 Dec. 26	at VAN	3-2 W(OT)	24-7-5	53
37 Dec. 29	vs. MTL	3-4 L	24-8-5	53
38 Dec. 31	vs. WPG	4-4 T	24-8-6	54
39 Jan. 3	vs. QUE	5-1 W	25-8-6	56
40 Jan. 5	vs. LAK	8-6 W	26-8-6	58
41 Jan. 7	vs. EDM	7-2 W	27-8-6	60
42 Jan. 8	at EDM	0-6 L	27-9-6	60
43 Jan. 11	vs. WPG	8-3 W	28-9-6	62
44 Jan. 14	at MNS	1-1 T	28-9-7	63
45 Jan. 15	at BUF	2-3 L	28-10-7	63
46 Jan. 17	at DET	7-1 W	29-10-7	65
47 Jan. 19	at BOS	7-2 W	30-10-7	67
48 Jan. 21	at QUE	3-4 L	30-11-7	67
49 Jan. 23	at MTL	3-1 W	31-11-7	69
50 Jan. 26	vs. NYR	5-3 W	32-11-7	71
51 Jan. 28	vs. CHI	5-4 W(OT)	33-11-7	73
52 Jan. 29	at VAN	4-4 T	33-11-8	74
53 Jan. 31	at LAK	8-5 W	34-11-8	76
54 Feb. 2	vs. DET	3-2 W(OT)	35-11-8	78
55 Feb. 4	vs. VAN	5-2 W	36-11-8	80
56 Feb. 5	vs. VAN	5-4 W	37-11-8	82
57 Feb. 9	at STL	5-3 W	38-11-8	84
58 Feb. 11	at WSH	2-1 W	39-11-8	86
59 Feb. 12	at PIT	4-2 W	40-11-8	88
60 Feb. 15	at WPG	6-1 W	41-11-8	90
61 Feb. 18	vs. BOS	3-4 L	41-12-8	90
62 Feb. 20	vs. WSH	6-2 W	42-12-8	92
63 Feb. 22	vs. TOR	3-4 L(OT)	42-13-8	92
64 Feb. 24	vs. STL	4-3 W	43-13-8	94
65 Feb. 26	at WPG	0-1 L	43-14-8	94
66 Feb. 27	vs. PHI	6-3 W	44-14-8	96
67 Mar. 2	vs. MTL	2-3 L	44-15-8	96
68 Mar. 7	vs. WPG	9-5 W	45-15-8	98
69 Mar. 9	vs. PIT	10-3 W	46-15-8	100
70 Mar. 11	at WSH	5-5 T	46-15-9	101
71 Mar. 13	at NYR	3-4 L	46-16-9	101
72 Mar. 14	at NJD	5-1 W	47-16-9	103
73 Mar. 18	at LAK	9-3 W	48-16-9	105
74 Mar. 21	vs. NYI	4-1 W	49-16-9	107
75 Mar. 23	vs. LAK	4-2 W	50-16-9	109
76 Mar. 24	at WPG	3-4 L(OT)	50-17-9	109
77 Mar. 26	at CHI	7-5 W	51-17-9	111
78 Mar. 27	at MNS	3-2 W	52-17-9	113
79 Mar. 31	vs. WPG	4-1 W	53-17-9	115
80 Apr. 2	vs. EDM	4-2 W	54-17-9	117

1987-88

DATE	OPP.	RESULT	RECORD	PTS
1 Oct. 8	vs. DET	5-1 W	1-0-0	2
2 Oct. 10	vs. WPG	1-5 L	1-1-0	2
3 Oct. 12	at WPG	2-3 L	1-2-0	2
4 Oct. 14	at EDM	5-4 W	2-2-0	4
5 Oct. 16	vs. EDM	2-5 L	2-3-0	4
6 Oct. 18	vs. BOS	5-6 L(OT)	2-4-0	4
7 Oct. 20	at NYI	4-5 L	2-5-0	4
8 Oct. 21	at NYR	5-4 W	3-5-0	6
9 Oct. 24	at QUE	7-5 W	4-5-0	8
10 Oct. 26	at MTL	5-3 W	5-5-0	10
11 Oct. 30	at VAN	3-3 T	5-5-1	11
12 Nov. 3	vs. NYR	5-3 W	6-5-1	13
13 Nov. 5	vs. EDM	4-4 T	6-5-2	14
14 Nov. 8	vs. BUF	3-6 L	6-6-2	14
15 Nov. 10	at WPG	3-4 L	6-7-2	14
16 Nov. 11	at MNS	4-3 W	7-7-2	16
17 Nov. 13	vs. LAK	10-7 W	8-7-2	18
18 Nov. 15	vs. VAN	8-4 W	9-7-2	20
19 Nov. 17	vs. BOS	3-6 L	9-8-2	20
20 Nov. 19	vs. QUE	9-1 W	10-8-2	22
21 Nov. 21	vs. PIT	4-4 T	10-8-3	23
22 Nov. 23	vs. NJD	9-2 W	11-8-3	25
23 Nov. 25	at VAN	4-2 W	12-8-3	27
24 Nov. 28	at LAK	8-4 W	13-8-3	29
25 Nov. 30	vs. CHI	4-0 W	14-8-3	31
26 Dec. 3	vs. TOR	5-3 W	15-8-3	33
27 Dec. 5	vs. MNS	4-4 T	15-8-4	34
28 Dec. 8	at WSH	5-4 W	16-8-4	36
29 Dec. 9	at PIT	2-5 L	16-9-4	36
30 Dec. 11	at NJD	5-1 W	17-9-4	38
31 Dec. 13	at BUF	7-1 W	18-9-4	40
32 Dec. 16	vs. WPG	5-4 W	19-9-4	42
33 Dec. 19	at LAK	4-1 W	20-9-4	44
34 Dec. 20	vs. LAK	3-6 L	20-10-4	44
35 Dec. 22	vs. HFD	6-5 W(OT)	21-10-4	46
36 Dec. 26	vs. EDM	4-5 L	21-11-4	46
37 Dec. 28	vs. MTL	9-3 W	22-11-4	48
38 Dec. 31	vs. PHI	5-4 W	23-11-4	50
39 Jan. 2	at STL	3-5 L	23-11-5	50
40 Jan. 3	at CHI	5-3 W	24-12-4	52
41 Jan. 6	vs. WPG	6-1 W	25-12-4	54
42 Jan. 8	vs. NYI	7-4 W	26-12-4	56
43 Jan. 10	vs. WSH	8-2 W	27-12-4	58
44 Jan. 13	at EDM	3-5 L	27-13-4	58
45 Jan. 15	at VAN	4-4 T	27-13-5	59
46 Jan. 19	vs. VAN	7-5 W	28-13-5	61
47 Jan. 21	vs. LAK	4-5 L(OT)	28-14-5	61
48 Jan. 23	at DET	4-4 T	28-14-6	62
49 Jan. 25	at TOR	11-3 W	29-14-6	64
50 Jan. 27	vs. HFD	5-1 W	30-14-6	66
51 Jan. 29	at EDM	5-4 W	31-14-6	68
52 Jan. 30	vs. VAN	4-3 W	32-14-6	70
53 Feb. 1	vs. NJD	4-5 L	32-15-6	70
54 Feb. 3	at WPG	0-9 L	32-16-6	70
55 Feb. 5	at DET	1-5 L	32-17-6	70
56 Feb. 7	at LAK	5-2 W	33-17-6	72
57 Feb. 12	at PHI	3-2 W	34-17-6	74
58 Feb. 14	at WSH	4-5 L(OT)	34-18-6	74
59 Feb. 16	at NYI	3-9 L	34-19-6	74
60 Feb. 17	at NYR	3-5 L	34-20-6	74
61 Feb. 20	at STL	6-3 W	35-20-6	76
62 Feb. 21	at CHI	3-3 T	35-20-7	77
63 Feb. 26	at VAN	5-3 W	36-20-7	79
64 Feb. 28	at EDM	3-2 W	37-20-7	81
65 Mar. 3	vs. PHI	6-3 W	38-20-7	83
66 Mar. 5	vs. EDM	7-4 W	39-20-7	85
67 Mar. 7	vs. PIT	4-5 L	39-21-7	85
68 Mar. 9	at WPG	6-6 T	39-21-8	86
69 Mar. 10	vs. WPG	5-3 W	40-21-8	88
70 Mar. 12	vs. BUF	10-4 W	41-21-8	90
71 Mar. 15	at HFD	8-6 W	42-21-8	92
72 Mar. 17	at BOS	7-5 W	43-21-8	94
73 Mar. 19	at QUE	5-4 W(OT)	44-21-8	96
74 Mar. 21	at MTL	3-3 T	44-21-9	97
75 Mar. 24	vs. TOR	7-1 W	45-21-9	99
76 Mar. 26	vs. VAN	6-1 W	46-21-9	101
77 Mar. 28	vs. STL	7-2 W	47-21-9	103
78 Mar. 30	at LAK	7-9 L	47-22-9	103
79 Apr. 1	vs. LAK	3-6 L	47-23-9	103
80 Apr. 3	vs. MNS	4-1 W	48-23-9	105

1986-87

	DATE	OPP.	RESULT	RECORD	PTS
1	Oct. 9	at BOS	5-3 W	1-0-0	2
2	Oct. 11	at HFD	5-6 L	1-1-0	2
3	Oct. 12	at BUF	4-2 W	2-1-0	4
4	Oct. 16	vs. QUE	2-4 L	2-2-0	4
5	Oct. 18	vs. DET	3-5 L	2-3-0	4
6	Oct. 22	vs. EDM	6-3 W	3-3-0	6
7	Oct. 24	at WPG	2-5 L	3-4-0	6
8	Oct. 26	vs. BOS	0-6 L	3-5-0	6
9	Oct. 28	at MNS	4-7 L	3-6-0	6
10	Oct. 29	at WPG	2-6 L	3-7-0	6
11	Nov. 1	vs. WSH	4-1 W	4-7-0	8
12	Nov. 3	vs. LAK	4-2 W	5-7-0	10
13	Nov. 5	at EDM	3-1 W	6-7-0	12
14	Nov. 7	vs. EDM	6-4 W	7-7-0	14
15	Nov. 9	vs. MTL	3-0 W	8-7-0	16
16	Nov. 11	vs. VAN	5-3 W	9-7-0	18
17	Nov. 13	vs. HFD	4-3 W	10-7-0	20
18	Nov. 15	at LAK	1-4 L	10-8-0	20
19	Nov. 18	at VAN	0-5 L	10-9-0	20
20	Nov. 20	vs. PIT	2-5 L	10-10-0	20
21	Nov. 22	vs. NYR	8-5 W	11-10-0	22
22	Nov. 24	vs. EDM	6-5 W	12-10-0	24
23	Nov. 27	vs. WPG	3-4 L	12-11-0	24
24	Nov. 29	vs. CHI	5-4 W	13-11-0	26
25	Dec. 2	vs. NYI	3-3 T	13-11-1	27
26	Dec. 4	vs. CHI	4-1 W	14-11-1	29
27	Dec. 6	at QUE	3-2 W	15-11-1	31
28	Dec. 8	at MTL	3-5 L	15-12-1	31
29	Dec. 10	at PIT	6-4 W	16-12-1	33
30	Dec. 11	at PHI	3-5 L	16-13-1	33
31	Dec. 13	at LAK	6-3 W	17-13-1	35
32	Dec. 16	vs. DET	8-3 W	18-13-1	37
33	Dec. 18	vs. QUE	6-2 W	19-13-1	39
34	Dec. 20	at VAN	5-3 W	20-13-1	41
35	Dec. 22	vs. LAK	3-5 L	20-14-1	41
36	Dec. 28	at BUF	4-1 W	21-14-1	43
37	Dec. 30	at NJD	4-3 W	22-14-1	45
38	Dec. 31	at DET	4-6 L	22-15-1	45
39	Jan. 3	at STL	4-7 L	22-16-1	45
40	Jan. 4	at CHI	4-1 W	23-16-1	47
41	Jan. 8	vs. LAK	5-4 W	24-16-1	49
42	Jan. 10	vs. STL	5-2 W	25-16-1	51
43	Jan. 11	at EDM	3-5 L	25-17-1	51
44	Jan. 14	vs. NYR	5-8 L	25-18-1	51
45	Jan. 16	at VAN	5-9 L	25-19-1	51
46	Jan. 17	vs. VAN	3-4 L	25-20-1	51
47	Jan. 20	at NYI	3-1 W	26-20-1	53
48	Jan. 22	at NJD	5-7 L	26-21-1	53
49	Jan. 24	at BOS	3-5 L	26-22-1	53
50	Jan. 26	at TOR	6-5 W(OT)	27-22-1	55
51	Jan. 29	vs. MNS	3-3 T	27-22-2	56
52	Jan. 31	vs. NJD	5-3 W	28-22-2	58
53	Feb. 3	vs. VAN	2-4 L	28-23-2	58
54	Feb. 5	vs. STL	1-2 L	28-24-2	58
55	Feb. 7	vs. NYI	4-1 W	29-24-2	60
56	Feb. 8	at VAN	3-2 W	30-24-2	62
57	Feb. 14	at MNS	3-2 W	31-24-2	64
58	Feb. 16	at PHI	5-0 W	32-24-2	66
59	Feb. 17	at PIT	3-1 W	33-24-2	68
60	Feb. 20	vs. TOR	7-2 W	34-24-2	70
61	Feb. 22	vs. WSH	2-5 L	34-25-2	70
62	Feb. 24	vs. VAN	2-0 W	35-25-2	72
63	Feb. 26	vs. PHI	4-3 W	36-25-2	74
64	Feb. 28	vs. WPG	5-3 W	37-25-2	76
65	Mar. 1	at WPG	3-6 L	37-26-2	76
66	Mar. 3	vs. MTL	2-4 L	37-27-2	76
67	Mar. 5	vs. LAK	7-2 W	38-27-2	78
68	Mar. 8	at NYR	7-4 W	39-27-2	80
69	Mar. 10	at WSH	6-3 W	40-27-2	82
70	Mar. 11	at HFD	6-1 W	41-27-2	84
71	Mar. 14	at TOR	4-6 L	41-28-2	84
72	Mar. 17	vs. BUF	6-2 W	42-28-2	86
73	Mar. 19	vs. EDM	5-4 W	43-28-2	88
74	Mar. 20	at EDM	6-3 W	44-28-2	90
75	Mar. 25	at WPG	1-10 L	44-29-2	90
76	Mar. 26	vs. WPG	3-1 W	45-29-2	92
77	Mar. 28	at LAK	4-3 W	46-29-2	94
78	Mar. 30	at LAK	4-5 L	46-30-2	94
79	Apr. 2	at EDM	4-4 T	46-30-3	95
80	Apr. 5	vs. WPG	1-3 L	46-31-3	95

GAME-BY-GAME RESULTS

1985-86

DATE	OPP.	RESULT	RECORD	PTS
1 Oct. 11	vs. WPG	8-3 W	1-0-0	2
2 Oct. 13	at LAK	9-2 W	2-0-0	4
3 Oct. 16	vs. STL	1-2 L	2-1-0	4
4 Oct. 19	vs. BOS	3-6 L	2-2-0	4
5 Oct. 20	at WPG	5-8 L	2-3-0	4
6 Oct. 23	vs. WSH	4-2 W	3-3-0	6
7 Oct. 25	at EDM	3-5 L	3-4-0	6
8 Oct. 26	vs. DET	7-4 W	4-4-0	8
9 Oct. 28	vs. EDM	4-6 L	4-5-0	8
10 Oct. 30	vs. BUF	4-2 W	5-5-0	10
11 Nov. 2	vs. TOR	4-2 W	6-5-0	12
12 Nov. 5	at NYI	4-4 T	6-5-1	13
13 Nov. 6	at NJD	5-2 W	7-5-1	15
14 Nov. 9	at WSH	5-4 W	8-5-1	17
15 Nov. 10	at BUF	1-5 L	8-6-1	17
16 Nov. 13	vs. WPG	3-3 T	8-6-2	18
17 Nov. 16	vs. NJD	7-2 W	9-6-2	20
18 Nov. 17	at WPG	5-4 W	10-6-2	22
19 Nov. 19	vs. MNS	3-3 T	10-6-3	23
20 Nov. 23	at MTL	3-4 L	10-7-3	23
21 Nov. 26	at QUE	3-1 W	11-7-3	25
22 Nov. 27	at NYR	5-2 W	12-7-3	27
23 Nov. 30	vs. NYI	4-3 L	13-7-3	29
24 Dec. 1	at EDM	3-5 L	13-8-3	29
25 Dec. 4	vs. HFD	8-5 W	14-8-3	31
26 Dec. 6	vs. CHI	5-2 W	15-8-3	33
27 Dec. 10	vs. LAK	6-5 W	16-8-3	35
28 Dec. 12	vs. LAK	5-0 W	17-8-3	37
29 Dec. 14	at VAN	3-4 L	17-9-3	37
30 Dec. 17	at PIT	3-4 L	17-10-3	37
31 Dec. 18	at HFD	3-4 L	17-11-3	37
32 Dec. 20	at STL	2-5 L	17-12-3	37
33 Dec. 22	at CHI	4-5 L(OT)	17-13-3	37
34 Dec. 28	vs. PHI	6-6 L	17-14-3	37
35 Dec. 31	at MNS	5-6 L	17-15-3	37
36 Jan. 2	vs. EDM	3-4 L	17-16-3	37
37 Jan. 4	vs. MTL	5-6 L	17-17-3	37
38 Jan. 5	at EDM	3-6 L	17-18-3	37
39 Jan. 7	vs. HFD	1-9 L	17-19-3	37
40 Jan. 9	vs. VAN	5-4 W(OT)	18-19-3	39
41 Jan. 12	at PHI	0-3 L	18-20-3	39
42 Jan. 14	at WSH	4-3 W	19-20-3	41
43 Jan. 16	at BOS	2-3 L	19-21-3	41
44 Jan. 18	at DET	7-4 W	20-21-3	43
45 Jan. 19	at TOR	9-5 W	21-21-3	45
46 Jan. 22	vs. NJD	6-6 T	21-21-4	46
47 Jan. 25	vs. PIT	5-2 W	22-21-4	48
48 Jan. 27	vs. LAK	6-3 W	23-21-4	50
49 Jan. 29	at VAN	4-4 T	23-21-5	51
50 Jan. 31	at EDM	4-7 L	23-22-5	51
51 Feb. 1	vs. EDM	4-4 T	23-22-6	52
52 Feb. 6	vs. LAK	7-2 W	24-22-6	54
53 Feb. 9	at LAK	7-3 W	25-22-6	56
54 Feb. 12	vs. WPG	4-2 W	26-22-6	58
55 Feb. 14	vs. BUF	3-3 T	26-23-7	59
56 Feb. 16	vs. QUE	3-6 L	26-23-7	59
57 Feb. 18	vs. BOS	7-4 W	27-23-7	61
58 Feb. 20	vs. TOR	6-7 L(OT)	27-24-7	61
59 Feb. 21	at VAN	4-0 W	28-24-7	63
60 Feb. 23	at CHI	2-6 L	28-25-7	63
61 Feb. 25	at STL	4-1 W	29-25-7	65
62 Feb. 27	vs. PHI	7-4 W	30-25-7	67
63 Mar. 1	vs. VAN	3-2 W	31-25-7	69
64 Mar. 2	at LAK	5-1 W	32-25-7	71
65 Mar. 4	vs. PIT	6-3 W	33-25-7	73
66 Mar. 6	vs. NYR	2-6 L	33-26-7	73
67 Mar. 9	at DET	3-3 T	33-26-8	74
68 Mar. 11	at NYI	4-8 L	33-27-8	74
69 Mar. 12	at NYR	3-2 W	34-27-8	76
70 Mar. 14	at QUE	2-6 L	34-28-8	76
71 Mar. 15	at MTL	5-3 W	35-28-8	78
72 Mar. 19	vs. MNS	5-6 L	35-29-8	78
73 Mar. 21	vs. VAN	5-5 T	35-29-9	79
74 Mar. 23	at WPG	7-4 W	36-29-9	81
75 Mar. 26	at LAK	3-7 L	36-30-9	81
76 Mar. 28	vs. WPG	6-3 W	37-30-9	83
77 Mar. 30	at VAN	2-4 L	37-31-9	83
78 Apr. 1	vs. VAN	6-5 W	38-31-9	85
79 Apr. 4	vs. EDM	9-3 W	39-31-9	87
80 Apr. 6	at WPG	6-4 W	40-31-9	89

1984-85

DATE	OPP.	RESULT	RECORD	PTS
1 Oct. 11	vs. STL	2-4 L	0-1-0	0
2 Oct. 13	vs. QUE	7-2 W	1-1-0	2
3 Oct. 14	at VAN	7-5 W	2-1-0	4
4 Oct. 17	vs. WPG	7-4 W	3-1-0	6
5 Oct. 19	vs. BOS	8-2 W	4-1-0	8
6 Oct. 21	at EDM	4-6 L	4-2-0	8
7 Oct. 23	vs. HFD	9-4 W	5-2-0	10
8 Oct. 25	vs. WSH	5-3 W	6-2-0	12
9 Oct. 27	at TOR	5-3 W	7-2-0	14
10 Oct. 28	at BUF	2-6 L	7-3-0	14
11 Oct. 31	at WSH	3-4 L(OT)	7-4-0	14
12 Nov. 1	at DET	9-5 W	8-4-0	16
13 Nov. 4	at STL	2-5 L	8-5-0	16
14 Nov. 7	vs. CHI	3-5 L	8-6-0	16
15 Nov. 10	vs. MTL	3-3 T	8-6-1	17
16 Nov. 13	vs. DET	5-4 W(OT)	9-6-1	19
17 Nov. 15	vs. EDM	6-2 W	10-6-1	21
18 Nov. 16	at WPG	6-2 W	11-6-1	23
19 Nov. 19	at LAK	4-5 L	11-7-1	23
20 Nov. 21	vs. VAN	6-4 W	12-7-1	25
21 Nov. 23	vs. STL	1-3 L	12-8-1	25
22 Nov. 25	at VAN	4-2 W	13-8-1	27
23 Nov. 28	vs. NYI	5-2 W	14-8-1	29
24 Dec. 1	at MNS	8-4 W	15-8-1	31
25 Dec. 2	at WPG	6-8 L	15-9-1	31
26 Dec. 5	at NYR	4-4 T	15-9-2	32
27 Dec. 7	at NJD	3-3 T	15-9-3	33
28 Dec. 8	at PIT	4-6 L	15-10-3	33
29 Dec. 12	vs. WPG	9-2 W	16-10-3	35
30 Dec. 15	at LAK	5-6 L	16-11-3	35
31 Dec. 18	vs. LAK	3-6 L	16-12-3	35
32 Dec. 20	vs. VAN	9-1 W	17-12-3	37
33 Dec. 22	at EDM	1-7 L	17-13-3	37
34 Dec. 23	at VAN	5-4 W	18-13-3	39
35 Dec. 26	vs. EDM	5-6 L	18-14-3	39
36 Dec. 28	vs. DET	3-4 L	18-15-3	39
37 Dec. 30	at CHI	5-2 W	19-15-3	41
38 Jan. 1	at WPG	5-3 W	20-15-3	43
39 Jan. 3	vs. PHI	4-3 W	21-15-3	45
40 Jan. 5	vs. MNS	4-4 T	21-15-4	46
41 Jan. 9	vs. LAK	4-4 T	21-15-5	47
42 Jan. 11	at QUE	0-4 L	21-16-5	47
43 Jan. 13	at PHI	1-7 L	21-17-5	47
44 Jan. 15	at HFD	5-2 W	22-17-5	49
45 Jan. 17	at BOS	4-3 W	23-17-5	51
46 Jan. 21	at VAN	3-3 T	23-17-6	52
47 Jan. 23	vs. NJD	6-3 W	24-17-6	54
48 Jan. 25	vs. PIT	6-6 T	24-17-7	55
49 Jan. 26	vs. VAN	6-2 W	25-17-7	57
50 Jan. 28	at EDM	3-4 L	25-18-7	57
51 Jan. 29	vs. EDM	2-4 L	25-19-7	57
52 Jan. 31	vs. NYR	7-2 W	26-19-7	59
53 Feb. 3	at BUF	1-6 L	26-20-7	59
54 Feb. 5	at MTL	4-2 W	27-20-7	61
55 Feb. 6	at HFD	7-4 W	28-20-7	63
56 Feb. 9	vs. BUF	1-6 L	28-21-7	63
57 Feb. 14	vs. WSH	3-4 L	28-22-7	63
58 Feb. 16	vs. WPG	8-4 W	29-22-7	65
59 Feb. 19	at NYI	4-0 W	29-23-7	65
60 Feb. 20	at PIT	3-6 L	29-24-7	65
61 Feb. 23	at NJD	5-1 W	30-24-7	67
62 Feb. 24	at PHI	1-4 L	30-25-7	67
63 Feb. 27	vs. NYI	3-1 W	31-25-7	69
64 Mar. 1	vs. MTL	6-4 W	32-25-7	71
65 Mar. 3	vs. LAK	7-0 W	33-25-7	73
66 Mar. 5	vs. EDM	3-5 L	33-26-7	73
67 Mar. 7	vs. NYR	11-5 W	34-26-7	75
68 Mar. 9	vs. QUE	2-2 T	34-26-8	76
69 Mar. 13	at TOR	5-3 W	35-26-8	78
70 Mar. 16	at BOS	5-3 W	36-26-8	80
71 Mar. 18	at MNS	4-4 T	36-26-9	81
72 Mar. 20	vs. TOR	7-4 W	37-26-9	83
73 Mar. 22	vs. CHI	1-3 L	37-27-9	83
74 Mar. 23	at LAK	4-3 W	38-27-9	85
75 Mar. 27	at LAK	4-2 W	39-27-9	87
76 Mar. 29	vs. LAK	3-0 W	40-27-9	89
77 Mar. 31	at WPG	4-4 T	40-27-10	90
78 Apr. 3	vs. VAN	5-3 W	41-27-10	92
79 Apr. 5	vs. EDM	5-5 T	41-27-11	93
80 Apr. 7	vs. WPG	4-4 T	41-27-12	94

1983-84

	DATE	OPP.	RESULT	RECORD	PTS
1	Oct. 5	at VAN	5-3 W	1-0-0	2
2	Oct. 9	at WPG	1-1T	1-0-1	3
3	Oct. 12	at MNS	5-7 L	1-1-1	3
4	Oct. 15	vs. EDM	3-4 L	1-2-1	3
5	Oct. 16	at EDM	1-5 L	1-3-1	3
6	Oct. 18	at NYI	4-3 W	2-3-1	5
7	Oct. 19	at NYR	1-3 L	2-4-1	5
8	Oct. 22	at DET	1-4 L	2-5-1	5
9	Oct. 23	at CHI	4-7 L	2-6-1	5
10	Oct. 26	vs. STL	5-4 W	3-6-1	7
11	Oct. 28	vs. WPG	7-1 W	4-6-1	9
12	Oct. 30	vs. VAN	4-3 W(OT)	5-6-1	11
13	Nov. 3	vs. PIT	3-3 T	5-6-2	12
14	Nov. 5	vs. TOR	5-3 W	6-6-2	14
15	Nov. 8	at PIT	4-4 T	6-6-3	15
16	Nov. 9	at NYR	3-4 L	6-7-3	15
17	Nov. 12	at NJD	4-3 W(OT)	7-7-3	17
18	Nov. 13	at BUF	2-11L	7-8-3	17
19	Nov. 17	vs. NJD	5-4 W	8-8-3	19
20	Nov. 19	vs. BUF	2-5 L	8-9-3	19
21	Nov. 21	vs. LAK	7-4 W	9-9-3	21
22	Nov. 24	vs. WPG	4-4 T	9-9-4	22
23	Nov. 26	at LAK	4-1 W	10-9-4	24
24	Nov. 29	vs. PHI	5-8 L	10-10-4	24
25	Dec. 1	vs. NYI	6-2 W	11-10-4	26
26	Dec. 3	at MTL	2-4 L	11-11-4	26
27	Dec. 6	at QUE	1-8 L	11-12-4	26
28	Dec. 8	at WSH	3-4 L	11-13-4	26
29	Dec. 10	at TOR	3-3 T	11-13-5	27
30	Dec. 14	vs. QUE	4-2 W	12-13-5	29
31	Dec. 16	at VAN	3-5 L	12-14-5	29
32	Dec. 19	vs. WPG	7-6 W	13-14-5	31
33	Dec. 21	at MTL	4-7 L	13-15-5	31
34	Dec. 23	at EDM	5-5 T	13-15-6	32
35	Dec. 26	vs. EDM	3-6 L	13-16-6	32
36	Dec. 28	vs. BOS	3-5 L	13-17-6	32
37	Dec. 30	vs. VAN	5-1 W	14-17-6	34
38	Jan. 1	at WPG	3-3 T	14-17-7	35
39	Jan. 3	vs. EDM	6-9 L	14-18-7	35
40	Jan. 5	vs. MNS	5-4 W	15-18-7	37
41	Jan. 7	at LAK	1-7 L	15-19-7	37
42	Jan. 11	vs. WPG	9-5 W	16-19-7	39
43	Jan. 13	vs. HFD	3-3 T	16-19-8	40
44	Jan. 15	vs. WSH	3-2 W	17-19-8	42
45	Jan. 17	at STL	2-2 T	17-19-9	43
46	Jan. 18	at DET	4-2 W	18-19-9	45
47	Jan. 21	at MTL	3-2 W	19-19-9	47
48	Jan. 25	vs. NJD	2-2 T	19-19-10	48
49	Jan. 27	vs. LAK	2-2 T	19-19-11	49
50	Feb. 2	vs. NYR	8-1 W	20-19-11	51
51	Feb. 3	at EDM	5-10 L	20-20-11	51
52	Feb. 5	vs. VAN	4-2 W	21-20-11	53
53	Feb. 7	at STL	2-1 W	22-20-11	55
54	Feb. 8	at WSH	1-6 L	22-21-11	55
55	Feb. 11	at HFD	6-3 W	23-21-11	57
56	Feb. 12	at CHI	6-4 W	24-21-11	59
57	Feb. 16	vs. PIT	10-3 W	25-21-11	61
58	Feb. 18	vs. BOS	5-5 T	25-21-12	62
59	Feb. 19	at VAN	2-5 L	25-22-12	62
60	Feb. 21	vs. TOR	2-2 T	25-22-13	63
61	Feb. 23	vs. VAN	3-2 W(OT)	26-22-13	65
62	Feb. 24	at EDM	3-5 L	26-23-13	65
63	Feb. 26	at LAK	5-2 W	27-23-13	67
64	Feb. 28	vs. LAK	9-1 W	28-23-13	69
65	Mar. 1	vs. PHI	5-1 W	29-23-13	71
66	Mar. 3	vs. MTL	1-3 L	29-24-13	71
67	Mar. 6	at QUE	3-4 L	29-25-13	71
68	Mar. 8	at BOS	2-3 L	29-26-13	71
69	Mar. 10	at NYI	5-4 W(OT)	30-26-13	73
70	Mar. 11	at PHI	2-3 L	30-27-13	73
71	Mar. 14	vs. BUF	2-4 L	30-28-13	73
72	Mar. 16	at CHI	6-5 W	31-28-13	75
73	Mar. 18	vs. WPG	4-3 W	32-28-13	77
74	Mar. 20	vs. HFD	4-1 W	33-28-13	79
75	Mar. 22	vs. DET	4-6 L	33-29-13	79
76	Mar. 25	at VAN	4-4 T	33-29-14	80
77	Mar. 27	vs. EDM	3-6 L	33-30-14	80
78	Mar. 29	vs. EDM	2-9 L	33-31-14	80
79	Mar. 31	vs. MNS	2-3 W	34-31-14	82
80	Apr. 1	at WPG	2-3 L	34-32-14	82

GAME-BY-GAME RESULTS

1982-83

DATE	OPP.	RESULT	RECORD	PTS
1 Oct. 5	at EDM	5-7 L	0-1-0	0
2 Oct. 7	vs. NYI	4-5 L	0-2-0	0
3 Oct. 9	at LAK	1-3 L	0-3-0	0
4 Oct. 12	vs. EDM	9-4 W	1-3-0	2
5 Oct. 14	vs. DET	6-4 W	2-3-0	4
6 Oct. 16	at MNS	4-8 L	2-4-0	4
7 Oct. 17	at WPG	5-5 T	2-4-1	5
8 Oct. 19	vs. BOS	1-3 L	2-5-1	5
9 Oct. 21	vs. HFD	10-3 W	3-5-1	7
10 Oct. 23	at TOR	5-5 T	3-5-2	8
11 Oct. 26	at NYI	2-7 L	3-6-2	8
12 Oct. 27	at NYR	4-7 L	3-7-2	8
13 Oct. 30	at PIT	4-1 W	4-7-2	10
14 Nov. 1	at NJD	6-3 W	5-7-2	12
15 Nov. 4	vs. WPG	7-5 W	6-7-2	14
16 Nov. 6	vs. NYR	2-2 T	6-7-3	15
17 Nov. 7	at WPG	2-5 L	6-8-3	15
18 Nov. 9	vs. LAK	5-4 W	7-8-3	17
19 Nov. 13	at PIT	3-1 W	8-8-3	19
20 Nov. 16	at WSH	3-5 L	8-9-3	19
21 Nov. 18	at PHI	2-3 L	8-10-3	19
22 Nov. 20	at HFD	4-4 T	8-10-4	20
23 Nov. 21	at BOS	1-2 L	8-11-4	20
24 Nov. 23	vs. WSH	6-3 W	9-11-4	22
25 Nov. 25	vs. QUE	2-3 L	9-12-4	22
26 Nov. 27	vs. NJD	3-4 L	9-13-4	22
27 Nov. 29	at MNS	3-3 T	9-13-5	23
28 Dec. 1	at LAK	1-4 L	9-14-5	23
29 Dec. 3	at VAN	5-4 W	10-15-5	25
30 Dec. 4	at EDM	5-7 L	10-15-5	25
31 Dec. 7	vs. LAK	4-4 T	10-15-6	26
32 Dec. 9	vs. STL	2-7 L	10-16-6	26
33 Dec. 10	at WPG	6-4 W	11-16-6	28
34 Dec. 12	at DET	3-7 L	11-17-6	28
35 Dec. 16	vs. VAN	2-3 L	11-18-6	28
36 Dec. 18	vs. MTL	4-5 L	11-19-6	28
37 Dec. 21	vs. MNS	6-4 W	12-19-6	30
38 Dec. 23	at VAN	6-3 W	13-19-6	32
39 Dec. 26	vs. EDM	4-4 T	13-19-7	33
40 Dec. 28	vs. CHI	3-2 W	14-19-7	35
41 Dec. 30	vs. PHI	3-6 L	14-20-7	35
42 Jan. 4	vs. EDM	3-6 L	14-21-7	35
43 Jan. 6	vs. WPG	5-2 W	15-21-7	37
44 Jan. 8	vs. DET	5-1 W	16-21-7	39
45 Jan. 12	at VAN	6-4 W	17-21-7	41
46 Jan. 13	vs. VAN	5-2 W	18-21-7	43
47 Jan. 15	at QUE	2-7 L	18-22-7	43
48 Jan. 18	at MTL	2-7 L	18-23-7	43
49 Jan. 20	at PHI	2-5 L	18-24-7	43
50 Jan. 22	at STL	7-6 W	19-24-7	45
51 Jan. 25	at LAK	8-6 W	20-24-7	47
52 Jan. 27	vs. TOR	3-1 W	21-24-7	49
53 Jan. 29	at EDM	4-5 L	21-25-7	49
54 Feb. 1	vs. NYI	2-2 T	21-25-8	50
55 Feb. 3	vs. MTL	7-3 W	22-25-8	52
56 Feb. 5	vs. PIT	7-4 W	23-25-8	54
57 Feb. 10	vs. QUE	3-3 T	23-25-9	55
58 Feb. 12	vs. BUF	4-2 W	24-25-9	57
59 Feb. 16	at CHI	3-5 L	24-26-9	57
60 Feb. 18	at BUF	1-5 L	24-27-9	57
61 Feb. 19	at TOR	3-5 L	24-28-9	57
62 Feb. 22	vs. EDM	4-1 W	25-28-9	59
63 Feb. 24	vs. WSH	2-4 L	25-29-9	59
64 Feb. 26	vs. STL	7-2 W	26-29-9	61
65 Feb. 27	at VAN	2-6 L	26-30-9	61
66 Mar. 1	vs. VAN	8-1 W	27-30-9	63
67 Mar. 5	vs. LAK	4-4 T	27-30-10	64
68 Mar. 8	at LAK	4-6 L	27-31-10	64
69 Mar. 10	vs. WPG	6-3 W	28-31-10	66
70 Mar. 12	vs. NYR	1-4 L	28-32-10	66
71 Mar. 14	at NJD	7-0 W	29-32-10	68
72 Mar. 16	at BUF	3-5 L	29-33-10	68
73 Mar. 19	at BOS	2-2 T	29-33-11	69
74 Mar. 20	at HFD	2-2 T	29-33-12	70
75 Mar. 24	vs. CHI	6-5 W	30-33-12	72
76 Mar. 26	vs. WPG	2-5 L	30-34-12	72
77 Mar. 27	at WPG	4-3 W	31-34-12	74
78 Mar. 29	vs. LAK	5-3 W	32-34-12	76
79 Mar. 31	vs. VAN	4-4 T	32-34-13	77
80 Apr. 3	at EDM	3-3 T	32-34-14	78

1981-82

DATE	OPP.	RESULT	RECORD	PTS
1 Oct. 8	vs. VAN	1-1 T	0-0-1	1
2 Oct. 10	at STL	6-4 W	1-0-1	3
3 Oct. 11	at CHI	0-3 L	1-1-1	3
4 Oct. 13	at LAK	3-4 L	1-2-1	3
5 Oct. 15	vs. WPG	4-5 L	1-3-1	3
6 Oct. 16	at EDM	4-8 L	1-4-1	3
7 Oct. 20	vs. EDM	4-5 L	1-5-1	3
8 Oct. 22	vs. PIT	3-3 T	1-5-2	4
9 Oct. 24	vs. HFD	7-3 W	2-5-2	6
10 Oct. 28	at MNS	1-6 L	2-6-2	6
11 Oct. 29	at DET	4-12 L	2-7-2	6
12 Nov. 1	at NYR	2-4 L	2-8-2	6
13 Nov. 3	at NYI	2-2 T	2-8-3	7
14 Nov. 4	at BUF	3-3 T	2-8-4	8
15 Nov. 7	at STL	2-4 L	2-9-4	8
16 Nov. 8	at CHI	4-10 L	2-10-4	8
17 Nov. 10	vs. STL	0-7 L	2-11-4	8
18 Nov. 12	vs. QUE	3-2 W	3-11-4	10
19 Nov. 15	vs. VAN	4-7 L	3-12-4	10
20 Nov. 17	vs. WPG	6-4 W	4-12-4	12
21 Nov. 19	vs. LAK	6-3 W	5-12-4	14
22 Nov. 21	vs. DET	4-4 T	5-12-5	15
23 Nov. 24	vs. CR	9-2 W	6-12-5	17
24 Nov. 26	vs. LAK	7-1 W	7-12-5	19
25 Nov. 28	vs. CHI	4-4 T	7-12-6	20
26 Dec. 2	at WSH	3-9 L	7-13-6	20
27 Dec. 3	at PHI	1-6 L	7-14-6	20
28 Dec. 5	at MTL	7-4 W	8-14-6	22
29 Dec. 8	at QUE	7-4 W	9-14-6	24
30 Dec. 12	vs. NYI	3-3 T	9-14-7	25
31 Dec. 13	at VAN	7-6 W	10-14-7	27
32 Dec. 17	vs. EDM	4-5 L	10-15-7	27
33 Dec. 19	vs. CR	5-2 W	11-15-7	29
34 Dec. 20	at EDM	7-5 W	12-15-7	31
35 Dec. 23	vs. MNS	4-4 T	12-15-8	32
36 Dec. 26	at CR	3-6 L	12-16-8	32
37 Dec. 28	vs. PHI	4-7 L	12-17-8	32
38 Dec. 30	vs. BOS	2-4 L	12-18-8	32
39 Jan. 2	at LAK	5-5 T	12-18-9	33
40 Jan. 5	vs. CR	5-4 W	13-18-9	35
41 Jan. 7	vs. TOR	4-4 T	13-18-10	36
42 Jan. 9	at EDM	2-7 L	13-19-10	36
43 Jan. 10	vs. EDM	5-1 W	14-19-10	38
44 Jan. 13	at VAN	1-5 L	14-20-10	38
45 Jan. 14	vs. LAK	5-2 W	15-20-10	40
46 Jan. 16	vs. PIT	4-0 W	16-20-10	42
47 Jan. 17	at CR	5-3 W	17-20-10	44
48 Jan. 20	at TOR	4-4 T	17-20-11	45
49 Jan. 21	at DET	7-4 W	18-20-11	47
50 Jan. 23	at MTL	2-6 L	18-21-11	47
51 Jan. 25	at BOS	3-3 T	18-21-12	48
52 Jan. 27	at HFD	1-3 L	18-22-12	48
53 Jan. 30	vs. BUF	3-2 W	19-22-12	50
54 Feb. 2	vs. MTL	3-5 L	19-23-12	50
55 Feb. 4	vs. NYR	4-4 T	19-23-13	51
56 Feb. 5	at WPG	4-6 L	19-24-13	51
57 Feb. 7	vs. TOR	8-2 W	20-24-13	53
58 Feb. 10	vs. WSH	3-5 L	20-25-13	53
59 Feb. 11	vs. BOS	6-3 W	21-25-13	55
60 Feb. 16	vs. HFD	7-2 W	22-25-13	57
61 Feb. 18	vs. MNS	2-2 T	22-25-14	58
62 Feb. 20	at LAK	2-6 L	22-26-14	58
63 Feb. 23	at VAN	2-2 T	22-26-15	59
64 Feb. 25	vs. VAN	11-4 W	23-26-15	61
65 Feb. 27	vs. PHI	8-9 L	23-27-15	61
66 Mar. 2	at NYI	3-6 L	23-28-15	61
67 Mar. 3	at NYR	2-4 L	23-29-15	61
68 Mar. 5	at WSH	6-8 L	23-30-15	61
69 Mar. 7	at PIT	4-4 T	23-30-16	62
70 Mar. 9	at QUE	9-4 W	24-30-16	64
71 Mar. 11	vs. VAN	6-3 W	25-30-16	66
72 Mar. 13	vs. BUF	4-1 W	26-30-16	68
73 Mar. 17	at LAK	4-9 L	26-31-16	68
74 Mar. 19	at EDM	3-3 T	26-31-17	69
75 Mar. 20	at CR	4-2 W	27-31-17	71
76 Mar. 25	vs. EDM	2-7 L	27-32-17	71
77 Mar. 27	at VAN	2-7 L	27-33-17	71
78 Mar. 30	vs. LAK	7-5 W	28-33-17	73
79 Apr. 1	vs. CR	11-0 W	29-33-17	75
80 Apr. 3	at CR	1-3 L	29-34-17	75

1980-81

	DATE	OPP.	RESULT	RECORD	PTS
1	Oct. 9	vs. QUE	5-5 T	0-0-1	1
2	Oct. 11	at CR	2-6 L	0-1-1	1
3	Oct. 12	at CHI	3-3 T	0-1-2	2
4	Oct. 14	vs. LAK	4-2 W	1-1-2	4
5	Oct. 16	vs. BOS	2-1 W	2-1-2	6
6	Oct. 18	vs. MNS	6-2 W	3-1-2	8
7	Oct. 22	at EDM	3-5 L	3-2-2	8
8	Oct. 23	vs. TOR	4-5 L	3-3-2	8
9	Oct. 25	at PIT	8-2 W	4-3-2	10
10	Oct. 28	at PHI	0-8 L	4-4-2	10
11	Oct. 30	at BOS	3-1 W	5-4-2	12
12	Nov. 1	at STL	3-2 W	6-4-2	14
13	Nov. 2	at MNS	3-8 L	6-5-2	14
14	Nov. 5	at WPG	5-5 T	6-5-3	15
15	Nov. 8	vs. STL	4-2 W	7-5-3	17
16	Nov. 11	vs. NYR	7-3 W	8-5-3	19
17	Nov. 13	vs. CHI	4-4 T	8-5-4	20
18	Nov. 16	vs. CR	3-4 L	8-6-4	20
19	Nov. 20	at WSH	2-4 L	8-7-4	20
20	Nov. 22	at QUE	3-3 T	8-7-5	21
21	Nov. 25	at MTL	5-4 W	9-7-5	23
22	Nov. 27	at BUF	3-6 L	9-8-5	23
23	Nov. 29	at STL	3-9 L	9-9-5	23
24	Nov. 30	at WPG	4-1 W	10-9-5	25
25	Dec. 4	vs. WPG	3-1 W	11-9-5	27
26	Dec. 6	vs. HFD	3-5 L	11-10-5	27
27	Dec. 8	at LAK	4-2 W	12-10-5	29
28	Dec. 11	vs. BUF	8-4 W	13-10-5	31
29	Dec. 13	vs. NYI	4-4 T	13-10-6	32
30	Dec. 18	vs. MTL	0-4 L	13-11-6	32
31	Dec. 20	vs. PIT	3-3 T	13-11-7	33
32	Dec. 22	at NYR	3-2 W	14-11-7	35
33	Dec. 23	at NYI	2-2 T	14-11-8	36
34	Dec. 26	at CR	2-5 L	14-12-8	36
35	Dec. 27	vs. PHI	2-1 W	15-12-8	38
36	Dec. 30	vs. EDM	5-3 W	16-12-8	40
37	Jan. 2	vs. LAK	7-6 W	17-12-8	42
38	Jan. 4	vs. TOR	8-5 W	18-12-8	44
39	Jan. 5	at LAK	2-5 L	18-13-8	44
40	Jan. 8	vs. WSH	6-0 W	19-13-8	46
41	Jan. 10	at DET	1-4 L	19-14-8	46
42	Jan. 11	at CHI	1-2 L	19-15-8	46
43	Jan. 13	vs. NYR	4-4 T	19-15-9	47
44	Jan. 15	vs. DET	10-0 W	20-15-9	49
45	Jan. 17	vs. WPG	4-2 W	21-15-9	51
46	Jan. 19	at NYR	3-6 L	21-16-9	51
47	Jan. 20	at NYI	0-5 L	21-17-9	51
48	Jan. 23	at HFD	4-2 W	22-17-9	53
49	Jan. 24	at PIT	3-4 L	22-18-9	53
50	Jan. 26	at MNS	2-3 L	22-19-9	53
51	Jan. 29	vs. MTL	4-4 T	22-19-10	54
52	Jan. 31	vs. CHI	3-3 T	22-19-11	55
53	Feb. 1	at VAN	2-6 L	22-20-11	55
54	Feb. 5	vs. WSH	5-2 W	23-20-11	57
55	Feb. 7	vs. PIT	5-4 W	24-20-11	59
56	Feb. 8	at EDM	10-4 W	25-20-11	61
57	Feb. 12	vs. QUE	5-3 W	26-20-11	63
58	Feb. 14	vs. BUF	4-4 T	26-20-12	64
59	Feb. 17	vs. STL	2-5 L	26-21-12	64
60	Feb. 19	vs. PHI	5-4 W	27-21-12	66
61	Feb. 21	vs. BOS	7-2 W	28-21-12	68
62	Feb. 22	at VAN	5-3 W	29-21-12	70
63	Feb. 25	vs. NYI	11-4 W	30-21-12	72
64	Feb. 27	vs. HFD	5-1 W	31-21-12	74
65	Mar. 3	at WSH	6-3 W	32-21-12	76
66	Mar. 4	at BUF	0-4 L	32-22-12	76
67	Mar. 7	at TOR	6-4 W	33-22-12	78
68	Mar. 8	at HFD	5-4 W	34-22-12	80
69	Mar. 10	vs. VAN	11-2 W	35-22-12	82
70	Mar. 12	vs. MNS	6-3 W	36-22-12	84
71	Mar. 15	vs. EDM	3-3 T	36-22-13	85
72	Mar. 19	at DET	6-3 W	37-22-13	87
73	Mar. 21	at BOS	3-4 L	37-23-13	87
74	Mar. 22	at PHI	2-6 L	37-24-13	87
75	Mar. 25	at QUE	2-4 L	37-25-13	87
76	Mar. 26	at MTL	2-8 L	37-26-13	87
77	Mar. 28	at TOR	5-9 L	37-27-13	87
78	Mar. 31	vs. DET	5-5 T	37-27-14	88
79	Apr. 2	vs. CR	5-3 W	38-27-14	90
80	Apr. 4	vs. VAN	6-5 W	39-27-14	92

GAME-BY-GAME RESULTS

1979-80

DATE	OPP.	RESULT	RECORD	PTS
1 Oct. 10	at QUE	5-3 W	1-0-0	2
2 Oct. 11	at MTL	1-3 L	1-1-0	2
3 Oct. 13	vs. PHI	9-2 W	2-1-0	4
4 Oct. 16	at NYI	1-5 L	2-2-0	4
5 Oct. 18	at PHI	2-6 L	2-3-0	4
6 Oct. 20	vs. CHI	2-2 T	2-3-1	5
7 Oct. 23	vs. MTL	3-5 L	2-4-1	5
8 Oct. 26	vs. EDM	7-3 W	3-4-1	7
9 Oct. 27	at STL	3-0 W	4-4-1	9
10 Oct. 30	vs. CR	3-1 W	5-4-1	11
11 Nov. 2	vs. QUE	4-4 T	5-4-2	12
12 Nov. 3	at PIT	3-3 T	5-4-3	13
13 Nov. 6	vs. WPG	8-0 W	6-4-3	15
14 Nov. 9	vs. NYI	5-2 W	7-4-3	17
15 Nov. 11	at BOS	3-6 L	7-5-3	17
16 Nov. 13	vs. VAN	3-5 L	7-6-3	17
17 Nov. 15	at BUF	1-5 L	7-7-3	17
18 Nov. 16	vs. NYR	4-2 W	8-7-3	19
19 Nov. 18	at WSH	4-2 W	9-7-3	21
20 Nov. 21	vs. DET	4-1 W	10-7-3	23
21 Nov. 23	vs. PIT	4-1 W	11-7-3	25
22 Nov. 25	at HFD	2-4 L	11-8-3	25
23 Nov. 27	vs. TOR	3-5 L	11-9-3	25
24 Dec. 4	vs. LAK	2-6 L	11-10-3	25
25 Dec. 5	at BUF	1-6 L	11-11-3	25
26 Dec. 8	at MNS	1-4 L	11-12-3	25
27 Dec. 9	at WPG	5-4 W	12-12-3	27
28 Dec. 12	at EDM	5-5 T	12-12-4	28
29 Dec. 14	vs. MNS	3-2 W	13-12-4	30
30 Dec. 15	at TOR	1-8 L	13-13-4	30
31 Dec. 21	vs. STL	1-5 L	13-14-4	30
32 Dec. 22	at STL	7-3 W	14-14-4	32
33 Dec. 26	vs. BOS	3-5 L	14-15-4	32
34 Dec. 28	vs. PIT	2-4 L	14-16-4	32
35 Dec. 29	at PIT	2-3 L	14-17-4	32
36 Jan. 4	vs. DET	5-6 L	14-18-4	32
37 Oct. 6	at NYR	5-2 T	14-18-5	33
38 Jan. 8	vs. WPG	2-0 W	15-18-5	35
39 Jan. 11	at QUE	4-3 W	16-18-5	37
40 Jan. 12	at BOS	3-5 L	16-19-5	37
41 Jan. 14	at MTL	2-3 L	16-20-5	37
42 Jan. 16	at VAN	5-3 W	17-20-5	39
43 Jan. 17	at CR	4-1 W	18-20-5	41
44 Jan. 19	at LAK	4-2 W	19-20-5	43
45 Jan. 21	vs. BUF	3-3 T	19-20-6	44
46 Jan. 22	vs. TOR	2-4 L	19-21-6	44
47 Jan. 25	vs. CHI	4-4 T	19-21-7	45
48 Jan. 26	at DET	4-3 W	20-21-7	47
49 Jan. 28	at HFD	1-6 L	20-22-7	47
50 Jan. 30	at QUE	4-1 W	21-22-7	49
51 Feb. 1	vs. WSH	4-2 W	22-22-7	51
52 Feb. 2	vs. HFD	5-3 W	23-22-7	53
53 Feb. 8	at EDM	4-2 W	24-22-7	55
54 Feb. 10	at CR	6-1 W	25-22-7	57
55 Feb. 13	at DET	2-2 T	25-22-8	58
56 Feb. 16	at MNS	2-2 T	25-22-9	59
57 Feb. 17	at CHI	2-3 L	25-23-9	59
58 Feb. 19	vs. MNS	4-4 T	25-23-10	60
59 Feb. 21	vs. WSH	3-0 W	26-23-10	62
60 Feb. 23	vs. HFD	5-6 L	26-24-10	62
61 Feb. 26	vs. MTL	3-3 T	26-24-11	63
62 Mar. 1	vs. CR	4-1 W	27-24-11	65
63 Mar. 5	at LAK	3-1 W	28-24-11	67
64 Mar. 7	at VAN	9-3 W	29-24-11	69
65 Mar. 9	at WPG	5-2 W	30-24-11	71
66 Mar. 10	vs. VAN	2-5 L	30-25-11	71
67 Mar. 13	vs. LAK	2-2 T	30-25-12	72
68 Mar. 15	vs. PHI	4-3 W	31-25-12	74
69 Mar. 17	at TOR	5-1 W	32-25-12	76
70 Mar. 18	at NYI	3-6 L	32-26-12	76
71 Mar. 20	vs. STL	8-4 W	33-26-12	78
72 Mar. 22	vs. BOS	2-5 L	33-27-12	78
73 Mar. 23	at CHI	2-4 L	33-28-12	78
74 Mar. 25	vs. EDM	4-5 L	33-29-12	78
75 Mar. 28	vs. NYR	4-2 W	34-29-12	80
76 Mar. 30	at PHI	2-4 L	34-30-12	80
77 Apr. 1	vs. BUF	2-5 L	34-31-12	80
78 Apr. 2	at NYR	7-3 W	35-31-12	82
79 Apr. 4	vs. NYI	3-7 L	35-32-12	82
80 Apr. 5	at WSH	4-4 T	35-32-13	83

1978-79

DATE	OPP.	RESULT	RECORD	PTS
1 Oct. 11	at CHI	4-4 T	0-0-1	1
2 Oct. 13	vs. WSH	3-3 T	0-0-2	2
3 Oct. 14	at WSH	6-3 W	1-0-2	4
4 Oct. 17	vs. CR	8-2 W	2-0-2	6
5 Oct. 20	vs. MTL	7-5 W	3-0-2	8
6 Oct. 22	at PHI	5-2 W	4-0-2	10
7 Oct. 24	vs. LAK	7-2 W	5-0-2	12
8 Oct. 27	vs. NYI	8-5 W	6-0-2	14
9 Oct. 28	at PIT	4-2 W	7-0-2	16
10 Oct. 31	at STL	5-2 W	8-0-2	18
11 Nov. 1	vs. PHI	3-0 W	9-0-2	20
12 Nov. 3	vs. PIT	2-0 W	10-0-2	22
13 Nov. 4	at MTL	2-4 L	10-1-2	22
14 Nov. 7	vs. VAN	4-2 W	11-1-2	24
15 Nov. 10	vs. CHI	5-2 W	12-1-2	26
16 Nov. 11	at NYI	2-4 L	12-2-2	26
17 Nov. 14	at WSH	7-8 L	12-3-2	26
18 Nov. 15	vs. DET	5-3 W	13-3-2	28
19 Nov. 17	vs. BOS	2-6 L	13-4-2	28
20 Nov. 19	at NYR	3-1 W	14-4-2	30
21 Nov. 21	vs. TOR	3-4 L	14-5-2	30
22 Nov. 24	vs. STL	4-1 W	15-5-2	32
23 Nov. 26	at BOS	2-4 L	15-6-2	32
24 Nov. 29	vs. NYR	3-5 L	15-7-2	32
25 Dec. 1	vs. MNS	3-4 L	15-8-2	32
26 Dec. 2	at MNS	3-5 L	15-9-2	32
27 Dec. 5	at VAN	0-3 L	15-10-2	32
28 Dec. 8	at CR	4-3 W	16-10-2	34
29 Dec. 9	at LAK	1-5 L	16-11-2	34
30 Dec. 13	at DET	5-5 T	16-11-3	35
31 Dec. 14	vs. CR	5-3 W	17-11-3	37
32 Dec. 16	vs. PHI	7-2 W	18-11-3	39
33 Dec. 19	at STL	4-7 L	18-12-3	39
34 Dec. 21	at BUF	4-5 L	18-13-3	39
35 Dec. 22	vs. TOR	3-1 W	19-13-3	41
36 Dec. 26	vs. NYR	3-5 L	19-14-3	41
37 Dec. 28	vs. NYI	4-10 L	19-15-3	41
38 Dec. 30	at NYI	2-4 L	19-16-3	41
39 Dec. 31	at NYR	6-5 W	20-16-3	43
40 Jan. 3	at TOR	4-1 W	21-16-3	45
41 Jan. 5	vs. PIT	3-3 T	21-16-4	46
42 Jan. 9	vs. BUF	5-3 W	22-16-4	48
43 Jan. 12	vs. NYI	1-4 L	22-17-4	48
44 Jan. 14	vs. NYR	4-6 L	22-18-4	48
45 Jan. 16	vs. PHI	5-0 W	23-18-4	50
46 Jan. 19	vs. CHI	6-1 W	24-18-4	52
47 Jan. 20	at DET	4-3 W	25-18-4	54
48 Jan. 22	at BOS	1-3 L	25-19-4	54
49 Jan. 25	at MTL	0-6 L	25-20-4	54
50 Jan. 26	vs. TOR	4-2 W	26-20-4	56
51 Jan. 28	vs. DET	7-2 W	27-20-4	58
52 Jan. 31	at BUF	5-2 W	28-20-4	60
53 Feb. 1	vs. VAN	4-1 W	29-20-4	62
54 Feb. 3	vs. CHI	2-4 L	29-21-4	62
55 Feb. 4	at PHI	4-7 L	29-22-4	62
56 Feb. 14	at CHI	4-4 T	29-22-5	63
57 Feb. 17	at CR	5-1 W	30-22-5	65
58 Feb. 18	at STL	6-4 W	31-22-5	67
59 Feb. 20	vs. WSH	5-3 W	32-22-5	69
60 Feb. 23	vs. MNS	2-2 T	32-22-6	70
61 Feb. 24	at MNS	6-3 W	33-22-6	72
62 Feb. 28	at TOR	6-4 W	34-22-6	74
63 Mar. 2	vs. NYI	3-2 W	35-22-6	76
64 Mar. 3	at NYI	2-4 L	35-23-6	76
65 Mar. 8	vs. BOS	7-5 W	36-23-6	78
66 Mar. 10	vs. BUF	5-5 T	36-23-7	79
67 Mar. 11	at BUF	4-9 L	36-24-7	79
68 Mar. 14	at NYR	6-4 W	37-24-7	81
69 Mar. 15	at PHI	4-5 L	37-25-7	81
70 Mar. 18	at VAN	1-2 L	37-26-7	81
71 Mar. 20	at LAK	3-4 L	37-27-7	81
72 Mar. 23	vs. PHI	1-4 L	37-28-7	81
73 Mar. 25	vs. STL	8-2 W	38-28-7	83
74 Mar. 27	vs. MTL	4-6 L	38-29-7	83
75 Mar. 30	vs. LAK	5-3 W	39-29-7	85
76 Apr. 1	at PIT	7-2 W	40-29-7	87
77 Apr. 3	at NYI	2-3 L	40-30-7	87
78 Apr. 4	at NYR	3-3 T	40-30-8	88
79 Apr. 6	vs. NYR	9-2 W	41-30-8	90
80 Apr. 8	at PHI	2-4 L	41-31-8	90

1977-78

	DATE	OPP.	RESULT	RECORD	PTS
1	Oct. 13	at BOS	2-2 T	0-0-1	1
2	Oct. 15	vs. STL	3-1 W	1-0-1	3
3	Oct. 19	vs. MNS	5-1 W	2-0-1	5
4	Oct. 21	vs. NYI	3-3 T	2-0-2	6
5	Oct. 22	at PIT	2-5 L	2-1-2	6
6	Oct. 25	at STL	2-2 T	2-1-3	7
7	Oct. 26	vs. WSH	2-6 L	2-2-3	7
8	Oct. 29	vs. NYR	4-3 W	3-2-3	9
9	Nov. 1	at NYI	0-9 L	3-3-3	9
10	Nov. 2	at MTL	2-2 T	3-3-4	10
11	Nov. 4	vs. PIT	5-2 W	4-3-4	12
12	Nov. 6	at CHI	3-3 T	4-3-5	13
13	Nov. 9	vs. TOR	0-4 L	4-4-5	13
14	Nov. 12	vs. BOS	3-6 L	4-5-5	13
15	Nov. 13	at NYR	5-2 W	5-5-5	15
16	Nov. 16	vs. BUF	2-6 L	5-6-5	15
17	Nov. 18	vs. DET	5-3 W	6-6-5	17
18	Nov. 20	at PHI	0-4 L	6-7-5	17
19	Nov. 22	vs. MNS	4-2 W	7-7-5	19
20	Nov. 23	at WSH	2-2 T	7-7-6	20
21	Nov. 26	vs. LAK	4-4 T	7-7-7	21
22	Nov. 29	at MNS	3-4 L	7-8-7	21
23	Dec. 2	at VAN	2-3 L	7-9-7	21
24	Dec. 3	at LAK	1-4 L	7-10-7	21
25	Dec. 5	at MTL	2-2 T	7-10-8	22
26	Dec. 7	vs. VAN	2-2 T	7-10-9	23
27	Dec. 10	vs. WSH	5-1 W	8-10-9	25
28	Dec. 11	at PIT	5-1 W	9-10-9	27
29	Dec. 15	vs. CLE	3-6 L	9-11-9	27
30	Dec. 17	vs. PHI	3-4 L	9-12-9	27
31	Dec. 18	at CHI	0-3 L	9-13-9	27
32	Dec. 20	at VAN	2-2 T	9-13-10	28
33	Dec. 23	at CR	6-2 W	10-13-10	30
34	Dec. 27	vs. CHI	2-4 L	10-14-10	30
35	Dec. 29	vs. STL	5-4 W	11-14-10	32
36	Dec. 31	at TOR	3-0 W	12-14-10	34
37	Jan. 1	at BUF	2-2 T	12-14-11	35
38	Jan. 4	vs. MTL	1-4 L	12-15-11	35
39	Jan. 6	vs. PHI	5-3 W	13-15-11	37
40	Jan. 9	at TOR	5-2 W	14-15-11	39
41	Jan. 11	vs. CR	4-2 W	15-15-11	41
42	Jan. 14	vs. LAK	4-8 L	15-16-11	41
43	Jan. 16	at PHI	3-5 L	15-17-11	41
44	Jan. 18	vs. PIT	1-0 W	16-17-11	43
45	Jan. 20	vs. NYR	5-3 W	17-17-11	45
46	Jan. 22	at MNS	4-3 W	18-17-11	47
47	Jan. 26	vs. MTL	2-5 L	18-18-11	47
48	Jan. 28	vs. TOR	5-7 L	18-19-11	47
49	Jan. 29	at CLE	6-2 W	19-19-11	49
50	Jan. 31	vs. MNS	7-4 W	20-19-11	51
51	Feb. 2	vs. NYI	2-5 L	20-20-11	51
52	Feb. 4	vs. COL	2-2 T	20-20-12	52
53	Feb. 7	at VAN	4-2 W	21-20-12	54
54	Feb. 9	at LAK	4-2 W	22-20-12	56
55	Feb. 10	at CR	2-3 L	22-21-12	56
56	Feb. 12	at CHI	2-2 T	22-21-13	57
57	Feb. 15	at CLE	5-5 T	22-21-14	58
58	Feb. 16	at DET	3-5 L	22-22-14	58
59	Feb. 18	at NYI	3-3 T	22-22-15	59
60	Feb. 22	vs. NYI	3-3 T	22-22-16	60
61	Feb. 25	vs. DET	2-2 T	22-22-17	61
62	Feb. 27	at NYR	5-2 W	23-22-17	63
63	Mar. 1	at BUF	3-4 L	23-23-17	63
64	Mar. 2	at BOS	3-4 L	23-24-17	63
65	Mar. 4	vs. CLE	9-3 W	24-24-17	65
66	Mar. 7	at PHI	3-5 L	24-25-17	65
67	Mar. 8	vs. VAN	8-3 W	25-25-17	67
68	Mar. 11	vs. CHI	4-1 W	26-25-17	69
69	Mar. 14	at CR	4-4 T	26-25-18	70
70	Mar. 15	at STL	6-2 W	27-25-18	72
71	Mar. 18	at NYI	5-2 W	28-25-18	74
72	Mar. 22	at DET	1-4 L	28-26-18	74
73	Mar. 23	vs. STL	5-3 W	29-26-18	76
74	Mar. 25	vs. BOS	6-3 W	30-26-18	78
75	Mar. 29	vs. TOR	7-4 W	31-26-18	80
76	Apr. 1	vs. NYR	6-0 W	32-26-18	82
77	Apr. 2	at BUF	4-2 W	33-26-18	84
78	Apr. 5	at NYR	4-2 W	34-26-18	86
79	Apr. 8	vs. PHI	1-1 T	34-26-19	87
80	Apr. 9	at WSH	2-4 L	34-27-19	87

GAME-BY-GAME RESULTS

1976-77

DATE	OPP.	RESULT	RECORD	PTS
1 Oct. 5	at WSH	5-6 L	0-1-0	0
2 Oct. 7	vs. LAK	4-2 W	1-1-0	2
3 Oct. 7	vs. PHI	4-3 W	2-1-0	4
4 Oct. 12	at NYI	0-7 L	2-2-0	4
5 Oct. 13	at CLE	4-2 W	3-2-0	6
6 Oct. 15	vs. PIT	2-1 W	4-2-0	8
7 Oct. 17	at BUF	6-5 W	5-2-0	10
8 Oct. 20	at MNS	3-4 L	5-3-0	10
9 Oct. 22	vs. VAN	3-5 L	5-4-0	10
10 Oct. 24	at PIT	3-3 T	5-4-1	11
11 Oct. 27	at CR	2-4 L	5-5-1	11
12 Oct. 28	at LAK	1-5 L	5-6-1	11
13 Oct. 30	at VAN	3-3 T	5-6-2	12
14 Nov. 3	vs. WSH	7-0 W	6-6-2	14
15 Nov. 5	vs. TOR	2-4 L	6-7-2	14
16 Nov. 7	at DET	0-0 T	6-7-3	15
17 Nov. 10	vs. MTL	2-2 T	6-7-4	16
18 Nov. 12	vs. CLE	3-3 T	6-7-5	17
19 Nov. 13	at STL	5-3 W	7-7-5	19
20 Nov. 17	vs. CR	6-3 W	8-7-5	21
21 Nov. 19	vs. CHI	5-3 W	9-7-5	23
22 Nov. 21	at PHI	5-6 L	9-8-5	23
23 Nov. 24	vs. WSH	6-2 W	10-8-5	25
24 Nov. 26	vs. STL	5-2 W	11-8-5	27
25 Nov. 30	vs. NYR	2-2 T	11-8-6	28
26 Dec. 3	vs. BOS	3-1 W	12-8-6	30
27 Dec. 4	at STL	1-0 W	13-8-6	32
28 Dec. 8	at MNS	5-0 W	14-8-6	34
29 Dec. 10	vs. MNS	3-3 T	15-8-6	35
30 Dec. 11	vs. CHI	3-1 W	15-9-7	37
31 Dec. 15	vs. LAK	1-3 L	15-9-7	37
32 Dec. 17	vs. NYI	2-4 L	15-10-7	37
33 Dec. 18	at DET	3-6 L	15-11-7	37
34 Dec. 20	at TOR	2-6 L	15-12-7	37
35 Dec. 22	vs. DET	2-1 W	16-12-7	39
36 Dec. 27	vs. CR	6-2 W	17-12-7	41
37 Dec. 29	vs. BUF	3-6 L	17-13-7	41
38 Dec. 31	at NYR	4-2 W	18-13-7	43
39 Jan. 2	at MTL	0-7 L	18-14-7	43
40 Jan. 5	vs. VAN	4-1 W	19-14-7	45
41 Jan. 7	vs. NYI	4-5 L	19-15-7	45
42 Jan. 8	at NYI	3-6 L	19-16-7	45
43 Jan. 12	vs. NYR	6-1 W	20-16-7	47
44 Jan. 14	vs. STL	3-2 W	21-16-7	49
45 Jan. 16	at PIT	6-5 W	22-16-7	51
46 Jan. 20	at MNS	4-4 T	22-16-8	52
47 Jan. 22	vs. PHI	4-4 T	22-16-9	53
48 Jan. 23	at BOS	0-3 L	22-17-9	53
49 Jan. 27	at BUF	1-1 T	22-17-10	54
50 Jan. 28	vs. CR	3-3 T	22-17-11	55
51 Jan. 31	vs. TOR	7-3 W	23-17-11	57
52 Feb. 2	at CHI	2-4 L	23-18-11	57
53 Feb. 4	vs. BOS	6-3 W	24-18-11	59
54 Feb. 7	at PHI	4-7 L	24-19-11	59
55 Feb. 9	at TOR	1-5 L	24-20-11	59
56 Feb. 12	at STL	1-3 L	24-21-11	59
57 Feb. 13	at CHI	2-4 L	24-22-11	59
58 Feb. 17	at LAK	4-3 W	25-22-11	61
59 Feb. 19	at VAN	1-5 L	25-23-11	61
60 Feb. 21	at MTL	2-3 L	25-24-11	61
61 Feb. 23	vs. MTL	2-4 L	25-25-11	61
62 Feb. 25	vs. MNS	6-2 W	26-25-11	63
63 Feb. 26	at NYI	2-8 L	26-26-11	63
64 Mar. 2	vs. VAN	1-2 L	26-27-11	63
65 Mar. 5	vs. CLE	1-2 L	26-28-11	63
66 Mar. 6	at WSH	4-2 W	27-28-11	65
67 Mar. 8	at BOS	2-3 L	27-29-11	65
68 Mar. 9	vs. NYI	2-6 L	27-30-11	65
69 Mar. 12	vs. NYR	6-3 W	28-30-11	67
70 Mar. 13	at NYR	5-3 W	29-30-11	69
71 Mar. 15	vs. PIT	7-3 W	30-30-11	71
72 Mar. 17	at PHI	1-1 W	31-30-11	73
73 Mar. 19	at TOR	4-5 L	31-31-11	73
74 Mar. 20	at CLE	4-5 L	31-32-11	73
75 Mar. 22	vs. BUF	3-6 L	31-33-11	73
76 Mar. 24	vs. DET	3-1 W	32-33-11	75
77 Mar. 26	at CR	2-1 W	33-33-11	77
78 Mar. 30	at NYR	3-4 L	33-34-11	79
79 Apr. 1	vs. CHI	6-4 W	34-34-11	79
80 Apr. 3	vs. PHI	3-3 T	34-34-12	80

1975-76

DATE	OPP.	RESULT	RECORD	PTS
1 Oct. 8	vs. CAL	3-4 L	0-1-0	0
2 Oct. 10	vs. NYR	1-2 L	0-2-0	0
3 Oct. 15	at NYR	1-3 L	0-3-0	0
4 Oct. 17	vs. NYI	0-2 L	0-4-0	0
5 Oct. 18	at KC	5-3 W	1-4-0	2
6 Oct. 22	vs. STL	1-1 T	1-4-1	3
7 Oct. 24	vs. LAK	7-1 W	2-4-1	5
8 Oct. 25	at STL	3-7 L	2-5-1	5
9 Oct. 28	at VAN	3-2 W	3-5-1	7
10 Oct. 31	at CAL	2-0 W	4-5-1	9
11 Nov. 1	at LAK	1-3 L	4-6-1	9
12 Nov. 5	vs. MTL	1-3 L	4-7-1	9
13 Nov. 7	vs. MNS	3-2 W	5-7-1	11
14 Nov. 9	at DET	3-6 L	5-8-1	11
15 Nov. 12	vs. KC	2-1 W	6-8-1	13
16 Nov. 14	at WSH	4-1 W	7-8-1	15
17 Nov. 15	vs. BOS	3-5 L	7-9-1	15
18 Nov. 18	vs. VAN	2-2 T	7-9-2	16
19 Nov. 21	vs. PIT	1-4 L	7-10-2	16
20 Nov. 22	at MNS	6-3 W	8-10-2	18
21 Nov. 25	vs. MTL	0-4 L	8-11-2	18
22 Nov. 26	at PHI	3-7 L	8-12-2	18
23 Nov. 28	vs. TOR	6-3 W	9-12-2	20
24 Nov. 30	at CAL	4-1 W	10-12-2	22
25 Dec. 2	at LAK	3-5 L	10-13-2	22
26 Dec. 5	at VAN	6-2 W	11-13-2	24
27 Dec. 7	at CHI	2-0 W	12-13-2	26
28 Dec. 9	vs. WSH	7-1 W	13-13-2	28
29 Dec. 12	vs. NYI	3-3 T	13-13-3	29
30 Dec. 14	at BUF	7-4 W	14-13-3	31
31 Dec. 16	vs. KC	3-1 W	15-13-3	33
32 Dec. 17	at MNS	2-3 L	15-14-3	33
33 Dec. 19	vs. NYR	8-3 W	16-14-3	35
34 Dec. 21	at BOS	2-1 W	17-14-3	37
35 Dec. 23	vs. PHI	2-2 T	17-14-4	38
36 Dec. 26	vs. PIT	4-3 W	18-14-4	40
37 Dec. 27	at PIT	2-3 L	18-15-4	40
38 Dec. 29	at TOR	2-6 L	18-16-4	40
39 Dec. 31	at NYR	8-1 W	19-16-4	42
40 Jan. 2	vs. STL	7-1 W	20-16-4	44
41 Jan. 3	at KC	6-4 W	21-16-4	46
42 Jan. 6	vs. DET	4-3 W	22-16-4	48
43 Jan. 9	vs. CHI	1-1 T	22-16-5	49
44 Jan. 11	vs. VAN	5-2 W	23-16-5	51
45 Jan. 13	vs. LAK	0-3 L	23-17-5	51
46 Jan. 15	vs. STL	3-5 L	23-18-5	51
47 Jan. 17	at NYI	2-2 T	23-18-6	52
48 Jan. 18	at MTL	2-4 L	23-19-6	52
49 Jan. 22	at PHI	2-7 L	23-20-6	52
50 Jan. 23	vs. BUF	3-3 T	23-20-7	53
51 Jan. 27	vs. PHI	8-4 W	24-20-7	55
52 Jan. 28	at CHI	3-7 L	24-21-7	55
53 Jan. 30	vs. BOS	2-4 L	24-22-7	55
54 Feb. 1	at BOS	3-5 L	24-23-7	55
55 Feb. 3	at NYI	2-2 T	24-23-8	56
56 Feb. 4	vs. CAL	4-1 W	25-23-8	58
57 Feb. 6	vs. CHI	1-2 L	25-24-8	58
58 Feb. 11	vs. TOR	5-2 W	26-24-8	60
59 Feb. 13	vs. BUF	2-3 L	26-25-8	60
60 Feb. 14	at STL	3-5 L	26-26-8	60
61 Feb. 19	at BUF	1-3 L	26-27-8	60
62 Feb. 20	at KC	3-1 W	27-27-8	62
63 Feb. 23	at TOR	1-7 L	27-28-8	62
64 Feb. 25	at PIT	3-3 T	27-28-9	63
65 Feb. 28	at MTL	2-3 L	27-29-9	63
66 Mar. 3	vs. DET	2-3 L	27-30-9	63
67 Mar. 5	vs. NYR	8-3 W	28-30-9	65
68 Mar. 7	at NYR	6-6 T	28-30-10	66
69 Mar. 9	vs. BOS	9-0 W	29-30-10	68
70 Mar. 10	at MNS	4-1 W	30-30-10	70
71 Mar. 12	vs. WSH	4-1 W	31-30-10	72
72 Mar. 14	at PHI	1-6 L	31-31-10	72
73 Mar. 16	vs. PHI	2-1 L	31-32-10	72
74 Mar. 19	vs. VAN	2-2 T	31-32-11	73
75 Mar. 24	at CHI	7-2 W	32-32-11	75
76 Mar. 27	at DET	0-8 L	32-33-11	75
77 Mar. 28	at WSH	3-1 W	33-33-11	77
78 Apr. 1	at NYI	1-1 T	33-33-12	78
79 Apr. 2	vs. MNS	4-2 W	34-33-12	80
80 Apr. 4	vs. NYI	5-2 W	35-33-12	82

1974-75

	DATE	OPP.	RESULT	RECORD	PTS
1	Oct. 9	at VAN	3-3 T	0-0-1	1
2	Oct. 11	at CAL	0-3 L	0-1-1	1
3	Oct. 13	at CHI	4-3 W	1-1-1	3
4	Oct. 16	at DET	2-4 L	1-2-1	3
5	Oct. 18	vs. KC	4-2 W	2-2-1	5
6	Oct. 20	vs. PIT	5-1 W	3-2-1	7
7	Oct. 22	at NYI	1-2 L	3-3-1	7
8	Oct. 23	vs. DET	10-1 W	4-3-1	9
9	Oct. 25	vs. MNS	2-2 T	4-3-2	10
10	Oct. 27	at NYR	1-4 L	4-4-2	10
11	Oct. 30	vs. CAL	4-1 W	5-4-2	12
12	Nov. 1	vs. TOR	5-2 W	6-4-2	14
13	Nov. 2	at STL	0-9 L	6-5-2	14
14	Nov. 6	vs. NYI	2-1 W	7-5-2	16
15	Nov. 8	vs. CHI	2-0 W	8-5-2	18
16	Nov. 10	at BOS	3-4 L	8-6-2	18
17	Nov. 12	at WSH	2-2 T	8-6-3	19
18	Nov. 13	vs. WSH	4-3 W	9-6-3	21
19	Nov. 15	vs. PHI	2-2 T	9-6-4	22
20	Nov. 17	at BUF	0-4 L	9-7-4	22
21	Nov. 20	at KC	1-0 W	10-7-4	24
22	Nov. 22	vs. BUF	4-4 T	10-7-5	25
23	Nov. 24	at PHI	4-3 W	11-7-5	27
24	Nov. 27	vs. CHI	4-2 W	12-7-5	29
25	Nov. 29	vs. NYR	3-2 W	13-7-5	31
26	Dec. 2	at MTL	0-2 L	13-8-5	31
27	Dec. 4	at CAL	1-3 L	13-9-5	31
28	Dec. 6	at VAN	5-7 L	13-10-5	31
29	Dec. 7	at LAK	2-6 L	13-11-5	31
30	Dec. 11	vs. CHI	2-5 L	13-12-5	31
31	Dec. 13	vs. PHI	2-3 L	13-13-5	31
32	Dec. 14	at TOR	2-4 L	13-14-5	31
33	Dec. 17	at BOS	3-5 L	13-15-5	31
34	Dec. 20	vs. STL	6-2 W	14-15-5	33
35	Dec. 22	at NYR	4-3 W	15-15-5	35
36	Dec. 26	vs. NYI	2-1 W	16-15-5	37
37	Dec. 28	at PIT	3-3 T	16-16-5	38
38	Jan. 2	vs. MTL	1-1 T	16-16-6	39
39	Jan. 4	at STL	4-1 W	17-16-6	41
40	Jan. 5	vs. WSH	3-0 W	18-16-6	43
41	Jan. 8	vs. CAL	3-2 W	19-16-6	45
42	Jan. 10	vs. PIT	3-3 T	19-16-8	46
43	Jan. 11	at NYI	2-2 T	19-16-9	47
44	Jan. 15	at PIT	3-5 L	19-16-9	47
45	Jan. 17	vs. LAK	5-0 W	20-16-9	49
46	Jan. 18	at PHI	1-4 L	20-17-9	49
47	Jan. 23	at NYR	2-5 L	20-18-9	49
48	Jan. 24	vs. VAN	1-4 L	20-19-9	49
49	Jan. 26	at BUF	4-3 W	21-19-9	51
50	Jan. 29	at KC	4-4 T	21-19-10	52
51	Jan. 31	vs. STL	2-4 L	21-20-10	52
52	Feb. 2	at MNS	5-3 W	22-20-10	54
53	Feb. 5	vs. BOS	3-3 T	22-20-11	55
54	Feb. 7	vs. LAK	3-1 W	23-20-11	57
55	Feb. 9	vs. MNS	2-3 L	23-21-11	57
56	Feb. 12	at LAK	2-2 T	23-21-12	58
57	Feb. 15	at VAN	3-3 T	23-21-13	59
58	Feb. 19	at MNS	4-2 W	24-21-13	61
59	Feb. 22	at DET	3-4 L	24-22-13	61
60	Feb. 23	at PHI	0-4 L	24-23-13	61
61	Feb. 26	vs. CHI	7-4 W	25-23-13	63
62	Feb. 28	vs. CHI	3-4 L	25-24-13	63
63	Mar. 2	vs. KC	4-0 W	26-24-13	65
64	Mar. 5	vs. MTL	3-4 L	26-25-13	65
65	Mar. 7	vs. BOS	2-4 L	26-26-13	65
66	Mar. 9	at BOS	2-5 L	26-27-13	65
67	Mar. 11	at STL	0-3 L	26-28-13	65
68	Mar. 12	vs. MNS	9-4 W	27-28-13	67
69	Mar. 14	vs. NYR	1-0 W	28-28-13	69
70	Mar. 17	at MTL	1-5 L	28-29-13	69
71	Mar. 19	vs. TOR	8-7 W	29-29-13	71
72	Mar. 21	vs. VAN	12-4 W	30-29-13	73
73	Mar. 23	at WSH	5-0 W	31-29-13	75
74	Mar. 26	vs. DET	5-3 W	32-29-13	77
75	Mar. 28	vs. BUF	3-2 W	33-29-13	79
76	Mar. 30	vs. NYI	2-2 T	33-29-14	80
77	Apr. 1	at NYI	2-2 T	33-29-15	81
78	Apr. 2	at TOR	3-0 W	34-29-15	83
79	Apr. 4	vs. NYR	2-3 L	34-30-15	83
80	Apr. 6	at PHI	2-6 L	34-31-15	83

GAME-BY-GAME RESULTS

1973-74

	DATE	OPP.	RESULT	RECORD	PTS
1	Oct. 10	vs. NYI	1-TT	0-0-1	1
2	Oct. 12	vs. PIT	3-4-L	0-1-1	1
3	Oct. 13	at STL	1-0-W	1-1-1	3
4	Oct. 17	vs. BOS	4-3-W	2-1-1	5
5	Oct. 20	at MTL	4-2-W	3-1-1	7
6	Oct. 23	at VAN	0-3-L	3-2-1	7
7	Oct. 24	at LAK	4-6-L	3-3-1	7
8	Oct. 26	at CAL	3-1-W	4-3-1	9
9	Nov. 1	vs. CAL	7-2-W	5-3-1	11
10	Nov. 3	at PHI	2-1-W	6-3-1	13
11	Nov. 4	vs. DET	2-0-W	7-3-1	15
12	Nov. 7	vs. STL	2-2-T	7-3-2	16
13	Nov. 9	vs. NYR	3-3-T	7-3-3	17
14	Nov. 10	at PIT	4-4-T	7-3-4	18
15	Nov. 14	vs. BUF	1-3-L	7-4-4	18
16	Nov. 16	vs. CHI	1-6-L	7-5-4	18
17	Nov. 18	at BOS	2-5-L	7-6-4	18
18	Nov. 21	vs. BUF	3-2-W	8-6-4	20
19	Nov. 23	vs. VAN	4-1-W	9-6-4	22
20	Nov. 25	at BUF	4-3-W	10-6-4	24
21	Nov. 27	at NYI	2-4-L	10-7-4	24
22	Nov. 29	vs. DET	4-3-W	11-7-4	26
23	Dec. 1	at PIT	2-2-T	11-7-5	27
24	Dec. 2	vs. MTL	1-3-L	11-8-5	27
25	Dec. 5	at CAL	3-3-T	11-8-6	28
26	Dec. 7	at VAN	2-0-W	12-8-6	30
27	Dec. 8	at LAK	0-3-L	12-9-6	30
28	Dec. 13	vs. TOR	1-6-L	12-10-6	30
29	Dec. 15	at PHI	3-2-W	13-10-6	32
30	Dec. 16	vs. PIT	1-2-L	13-11-6	32
31	Dec. 19	at MNS	2-4-L	13-12-6	32
32	Dec. 21	vs. STL	1-2-L	13-13-6	32
33	Dec. 23	vs. NYR	3-1-W	14-13-6	34
34	Dec. 27	vs. LAK	6-4-W	15-13-6	36
35	Dec. 29	at TOR	3-3-T	15-13-7	37
36	Dec. 30	at DET	2-4-L	15-14-7	37
37	Jan. 3	vs. CHI	3-2-W	16-14-7	39
38	Jan. 6	at NYR	2-5-L	16-15-7	39
39	Jan. 7	at TOR	2-6-L	16-16-7	39
40	Jan. 9	vs. BUF	3-0-W	17-16-7	41
41	Jan. 11	vs. PHI	6-7-L	17-17-7	41
42	Jan. 13	at PHI	0-1-L	17-18-7	41
43	Jan. 15	at NYI	3-4-L	17-19-7	41
44	Jan. 18	vs. CAL	6-2-W	18-19-7	41
45	Jan. 20	vs. STL	1-3-L	18-20-7	43
46	Jan. 23	at NYR	1-4-L	18-21-7	43
47	Jan. 25	vs. DET	2-2-T	18-21-8	44
48	Jan. 27	vs. TOR	2-5-L	18-22-8	44
49	Jan. 31	at BOS	2-4-L	18-23-8	44
50	Feb. 1	vs. MTL	5-3-W	19-23-8	46
51	Feb. 3	vs. PHI	2-2-T	19-23-9	47
52	Feb. 6	at CHI	1-1-T	19-23-10	48
53	Feb. 8	vs. CHI	0-3-L	19-24-10	48
54	Feb. 10	vs. LAK	3-6-L	19-25-10	48
55	Feb. 12	at NYI	4-1-W	20-25-10	50
56	Feb. 13	at MTL	3-2-W	21-25-10	52
57	Feb. 16	at TOR	2-7-L	21-26-10	52
58	Feb. 19	at STL	1-7-L	21-27-10	52
59	Feb. 21	at BUF	4-4-T	21-27-11	53
60	Feb. 23	at MNS	5-3-W	22-27-11	55
61	Feb. 26	vs. MTL	5-6-L	22-28-11	55
62	Feb. 28	vs. LAK	1-3-L	22-29-11	55
63	Mar. 3	vs. VAN	5-3-W	23-29-11	57
64	Mar. 5	vs. BOS	4-1-W	24-29-11	59
65	Mar. 8	vs. MNS	3-1-W	25-29-11	61
66	Mar. 10	at DET	4-0-W	26-29-11	63
67	Mar. 13	at MNS	1-5-L	26-30-11	63
68	Mar. 15	at VAN	0-3-L	26-31-11	63
69	Mar. 17	at CHI	3-3-T	26-31-12	64
70	Mar. 21	vs. NYR	5-5-T	26-31-13	65
71	Mar. 23	at BOS	4-3-W	27-31-13	67
72	Mar. 24	vs. NYI	4-6-L	27-32-13	67
73	Mar. 28	vs. PHI	3-3-T	27-32-14	68
74	Mar. 30	vs. MNS	4-1-W	28-32-14	70
75	Mar. 31	at PIT	2-4-L	28-33-14	70
76	Apr. 3	at LAK	2-4-L	28-34-14	70
77	Apr. 5	at CAL	4-2-W	29-34-14	72
78	Apr. 7	vs. PIT	6-3-W	30-34-14	74

1972-73

	DATE	OPP.	RESULT	RECORD	PTS
1	Oct. 7	at NYI	3-2-W	1-0-0	2
2	Oct. 8	at BUF	3-5-L	1-1-0	2
3	Oct. 11	at CHI	1-4-L	1-2-0	2
4	Oct. 12	at MTL	0-3-L	1-3-0	2
5	Oct. 14	vs. BUF	1-1-T	1-3-1	3
6	Oct. 18	vs. MNS	0-6-L	1-4-1	3
7	Oct. 21	at MNS	3-2-W	2-4-1	5
8	Oct. 22	at BUF	2-7-L	2-5-1	5
9	Oct. 25	at CAL	4-3-W	3-5-1	7
10	Oct. 26	at LAK	1-3-L	3-6-1	7
11	Oct. 28	at VAN	2-1-W	4-6-1	9
12	Nov. 1	at DET	4-2-W	5-6-1	11
13	Nov. 2	vs. MTL	1-6-L	5-7-1	11
14	Nov. 5	vs. TOR	2-2-T	5-7-2	12
15	Nov. 8	vs. LAK	3-3-T	5-7-3	13
16	Nov. 10	vs. MNS	5-1-W	6-7-3	15
17	Nov. 12	vs. VAN	3-1-W	7-7-3	17
18	Nov. 15	at TOR	1-2-L	7-8-3	17
19	Nov. 16	vs. NYI	4-0-W	8-8-3	19
20	Nov. 18	at PIT	1-6-L	8-9-3	19
21	Nov. 19	vs. PHI	3-2-W	9-9-3	21
22	Nov. 21	vs. NYR	1-3-L	9-10-3	21
23	Nov. 24	vs. BOS	0-4-L	9-11-3	21
24	Nov. 26	vs. PIT	6-2-W	10-11-3	23
25	Nov. 29	at MNS	0-5-L	10-12-3	23
26	Nov. 30	at PHI	5-5-T	10-12-4	24
27	Dec. 2	at MTL	4-4-T	10-12-5	25
28	Dec. 3	at NYR	2-3-L	10-13-5	25
29	Dec. 7	vs. VAN	5-2-W	11-13-5	27
30	Dec. 9	at STL	1-2-L	11-14-5	27
31	Dec. 10	vs. STL	4-5-L	11-15-5	27
32	Dec. 13	at DET	2-0-W	12-15-5	29
33	Dec. 16	at PIT	3-5-L	12-16-5	29
34	Dec. 17	vs. NYI	4-0-W	13-16-5	31
35	Dec. 20	vs. TOR	5-3-W	14-16-5	33
36	Dec. 21	at NYR	5-2-W	15-16-5	35
37	Dec. 23	at BOS	1-3-L	15-17-5	35
38	Dec. 27	vs. BOS	1-3-L	15-18-5	35
39	Dec. 30	at MTL	1-1-T	15-18-6	36
40	Jan. 2	at NYI	6-1-W	16-18-6	38
41	Jan. 3	vs. PHI	1-3-L	16-19-6	38
42	Jan. 6	at STL	2-2-T	16-19-7	39
43	Jan. 7	vs. VAN	5-2-W	17-19-7	41
44	Jan. 10	vs. CHI	5-2-W	18-19-7	43
45	Jan. 12	vs. TOR	1-0-W	19-19-7	45
46	Jan. 14	vs. LAK	4-1-W	20-19-7	47
47	Jan. 17	at STL	3-3-T	20-19-8	48
48	Jan. 19	vs. STL	1-2-L	20-20-8	48
49	Jan. 21	vs. MTL	2-3-L	20-21-8	48
50	Jan. 24	vs. CAL	2-5-L	20-22-8	48
51	Jan. 26	vs. LAK	3-3-T	20-22-9	49
52	Jan. 28	at BUF	8-5-W	21-22-9	51
53	Feb. 1	vs. MNS	3-1-W	22-22-9	53
54	Feb. 3	at DET	0-1-L	22-23-9	53
55	Feb. 4	at NYR	0-6-L	22-24-9	53
56	Feb. 7	vs. DET	3-5-L	22-25-9	53
57	Feb. 9	vs. CHI	3-4-L	22-26-9	53
58	Feb. 11	vs. CAL	3-1-W	23-26-9	55
59	Feb. 14	at CAL	3-3-T	23-26-10	56
60	Feb. 16	at VAN	0-5-L	23-27-10	56
61	Feb. 17	at LAK	3-3-T	23-27-11	57
62	Feb. 21	at TOR	2-2-T	23-27-12	58
63	Feb. 25	at CHI	2-4-L	23-28-12	58
64	Mar. 1	vs. BUF	4-4-T	23-28-13	58
65	Mar. 3	at MNS	0-3-L	23-29-13	59
66	Mar. 4	vs. CAL	3-2-W	24-29-13	61
67	Mar. 7	vs. DET	2-5-L	24-30-13	61
68	Mar. 9	vs. BOS	2-3-L	24-31-13	61
69	Mar. 10	at PHI	1-2-L	24-32-13	61
70	Mar. 14	vs. STL	1-1-T	24-32-14	62
71	Mar. 17	vs. CHI	3-2-W	25-32-14	64
72	Mar. 18	at BOS	1-7-L	25-33-14	64
73	Mar. 22	vs. NYR	1-4-L	25-34-14	64
74	Mar. 24	at CHI	0-7-L	25-35-14	64
75	Mar. 25	vs. PIT	2-4-L	25-36-14	64
76	Mar. 28	at PIT	3-6-L	25-37-14	64
77	Mar. 29	at PHI	2-4-L	25-38-14	64
78	Apr. 1	vs. NYI	4-4-T	25-38-15	65

Abbr.	Team
ANA	Anaheim Ducks
ATL	Atlanta Thrashers <i>WPG</i>
BOS	Boston Bruins
BUF	Buffalo Sabres
CAL	California Seals <i>Defunct</i>
CAR	Carolina Hurricanes
CHI	Chicago Blackhawks
CBJ	Columbus Blue Jackets
CLE	Cleveland Barons <i>Defunct</i>
COL	Colorado Avalanche
CR	Colorado Rockies <i>NJD</i>
DAL	Dallas Stars
DET	Detroit Red Wings
EDM	Edmonton Oilers
FLA	Florida Panthers
HFD	Hartford Whalers <i>CAR</i>
KC	Kansas City Scouts <i>NJD</i>
LAK	Los Angeles Kings
MIN	Minnesota Wild
MNS	Minnesota North Stars <i>DAL</i>
MTL	Montreal Canadiens
NJD	New Jersey Devils
NSH	Nashville Predators
NYI	New York Islanders
NYR	New York Rangers
OTT	Ottawa Senators
PHI	Philadelphia Flyers
PHX	Phoenix Coyotes
PIT	Pittsburgh Penguins
QUE	Quebec Nordiques <i>COL</i>
SJS	San Jose Sharks
STL	St. Louis Blues
TBL	Tampa Bay Lightning
TOR	Toronto Maple Leafs
VAN	Vancouver Canucks
WPG	Winnipeg Jets <i>PHX</i>
WSH	Washington Capitals

Calgary transferred from Atlanta on June 24, 1980

Carolina transferred from Hartford on June 25, 1997

Colorado transferred from Quebec on June 21, 1995

Dallas transferred from Minnesota on June 9, 1993

New Jersey transferred from Denver on June 30, 1982*


* (previously transferred from Kansas City)

Phoenix transferred from Winnipeg on July 1, 1996

Winnipeg transferred from Atlanta on June 21, 2011



2012-13 RESULTS



NHL STATISTICS 2012-13

WESTERN CONFERENCE

CENTRAL DIVISION

TEAM	RANK	GP	W	L	OTL	PTS	GF	GA	HOME	AWAY
Chicago	1	48	36	7	5	77	155	102	18-3-3	18-4-2
St. Louis	4	48	29	17	2	60	129	115	15-8-1	14-9-1
Detroit	7	48	24	16	8	56	124	115	13-7-4	11-9-4
Columbus	9	48	24	17	7	55	120	119	14-5-5	10-12-2
Nashville	14	48	16	23	9	41	111	139	11-9-4	5-14-5

NORTHWEST DIVISION

TEAM	RANK	GP	W	L	OTL	PTS	GF	GA	HOME	AWAY
Vancouver	3	48	26	15	7	59	127	121	15-6-3	11-9-4
Minnesota	8	48	26	19	3	55	122	127	14-8-2	12-11-1
Edmonton	12	48	19	22	7	45	125	134	9-11-4	10-11-3
Calgary	13	48	19	25	4	42	128	160	13-9-2	6-16-2
Colorado	15	48	16	25	7	39	116	152	12-9-3	4-16-4

PACIFIC DIVISION

TEAM	RANK	GP	W	L	OTL	PTS	GF	GA	HOME	AWAY
Anaheim	2	48	30	12	6	66	140	118	16-7-1	14-5-5
Los Angeles	5	48	27	16	5	59	133	118	19-4-1	8-12-4
San Jose	6	48	25	16	7	57	124	116	17-2-5	8-14-2
Phoenix	10	48	21	18	9	51	125	131	14-8-2	7-10-7
Dallas	11	48	22	22	4	48	130	142	11-11-2	11-11-2

EASTERN CONFERENCE

ATLANTIC DIVISION

TEAM	RANK	GP	W	L	OTL	PTS	GF	GA	HOME	AWAY
Pittsburgh	1	48	36	12	0	72	165	119	18-6-0	18-6-0
NY Rangers	6	48	26	18	4	56	130	112	16-6-2	10-12-2
NY Islanders	8	48	24	17	7	55	139	139	10-11-3	14-6-4
Philadelphia	10	48	23	22	3	49	133	141	15-7-2	8-15-1
New Jersey	11	48	19	19	10	48	112	129	13-9-2	6-10-8

NORTHEAST DIVISION

TEAM	RANK	GP	W	L	OTL	PTS	GF	GA	HOME	AWAY
Montréal	2	48	29	14	5	63	149	126	14-7-3	15-7-2
Boston	4	48	28	14	6	62	131	109	16-5-3	12-9-3
Toronto	5	48	26	17	5	57	145	133	13-9-2	13-8-3
Ottawa	7	48	25	17	6	56	116	104	15-6-3	10-11-3
Buffalo	12	48	21	21	6	48	125	143	11-10-3	10-11-3

SOUTHEAST DIVISION

TEAM	RANK	GP	W	L	OTL	PTS	GF	GA	HOME	AWAY
Washington	3	48	27	18	3	57	149	130	15-8-1	12-10-2
Winnipeg	9	48	24	21	3	51	128	144	13-10-1	11-11-2
Carolina	13	48	19	25	4	42	128	160	9-14-1	10-11-3
Tampa Bay	14	48	18	26	4	40	148	150	12-10-2	6-16-2
Florida	15	48	15	27	6	36	112	171	8-11-5	7-16-1

FLAMES HIGHS & LOWS 2012-13

TEAM (most recent listed)

LONGEST STREAKS:

Winning: 3 games

Apr. 17–21

Home Winning: 8 games

Feb. 23–Mar. 27

Road Winning: 3 games

Apr. 8–21

Losing (regulation losses): 5 games

Mar. 29–Apr. 6

Home Losing (regulation losses): 3 games

Mar. 29–Apr. 10

Road Losing (regulation losses): 11 games

Feb. 28–Apr. 6

MOST GOALS:

For, One Game: 7 goals

Feb. 13 (CGY 7 vs. DAL 4)

For, One Home Game: 7 goals

Feb. 13 (CGY 7 vs. DAL 4)

For, One Road Game: 4 goals (6x)

Apr. 21 (CGY 4 at MIN 1)

Against, One Game: 8 goals

Apr. 3 (EDM 8 at CGY 2)

Against, One Home Game: 8 goals

Apr. 3 (EDM 8 at CGY 2)

Against, One Road Game: 6 goals

Mar. 9 (LAK 6 vs. CGY 2)

Total Goals, One Game: 11 goals

Feb. 13 (CGY 7 vs. DAL 4)

For, One Period: 4 goals

Feb. 13 (CGY 7 vs. DAL 4) 1st period

Against, One Period: 4 goals (2x)

Mar. 29 (CBJ 6 at CGY 4) 2nd period

LARGEST:

Winning Margin: 3 goals (7x)

Apr. 21 (CGY 4 at MIN 1)

Losing Margin: 6 goals

Apr. 3 (EDM 8 at CGY 2)

MOST SHOTS, GAME:

For: 47 shots

Feb. 2 (CHI 3 at CGY 2) SO

For, One Home: 47 shots

Feb. 2 (CHI 3 at CGY 2) SO

For, One Road: 39 shots

Apr. 13 (CGY 4 at EDM 1)

Against: 41 shots

Apr. 5 (SJS 2 vs. CGY 1)

Against, One Home Game: 39 shots

Apr. 3 (EDM 8 at CGY 2)

Against, One Road Game: 41 shots

Apr. 5 (SJS 2 vs. CGY 1)

MOST SHOTS, PERIOD:

For: 22 shots

Feb. 2 (CHI 3 at CGY 2) SO 1st period

For, One Home Game: 22 shots

Feb. 2 (CHI 3 at CGY 2) SO 1st period

For, One Road Game: 17 shots (2x)

Apr. 8 (CGY 3 at COL 1) 2nd period

Against: 22 shots

Feb. 17 (CGY 4 at DAL 3) 2nd period

Against, One Home Game: 19 shots (2x)

Apr. 17 (CGY 3 vs. DET 2) 3rd period

Against, One Road Game: 22 shots

Feb. 17 (CGY 4 at DAL 3) 2nd period

FLAMES HIGHS & LOWS 2012-13

TEAM (continued)

FEWEST SHOTS, GAME:

For: 16 shots

Mar. 26 (CHI 2 vs. CGY 0)

For, One Home Game: 17 shots (2x)

Apr. 17 (CGY 3 vs. DET 2)

For, One Road Game: 16 shots

Mar. 26 (CHI 2 vs. CGY 0)

Against: 19 shots

Feb. 2 (CHI 3 at CGY 2) SO

Against, One Home Game: 19 shots

Feb. 2 (CHI 3 at CGY 2) SO

Against, One Road Game: 20 shots (2x)

Apr. 25 (STL 4 vs. CGY 1)

FEWEST SHOTS, PERIOD:

For: 2 shots (3x)

Apr. 17 (CGY 3 vs. DET 2) 2nd period

For, One Home Game: 2 shots (3x)

Apr. 17 (CGY 3 vs. DET 2) 2nd period

For, One Road Game: 3 shots (3x)

Apr. 25 (STL 4 vs. CGY 1) 2nd period

Against: 2 shots

Mar. 27 (CGY 4 vs. COL 3) 1st period

Against, One Home Game: 2 shots

Mar. 27 (CGY 4 vs. COL 3) 1st period

Against, One Road Game: 3 shots

Apr. 1 (EDM 4 vs. CGY 1) 3rd period

MOST POWER-PLAY GOALS:

For, One Game: 3 goals

Apr. 21 (CGY 4 at MIN 1)

Against, One Game: 3 goals

Apr. 3 (EDM 8 vs. CGY 2)

Total, One Game: 4 goals

Feb. 13 (CGY 7 vs. DAL 4)
(2 PPGF, 2 PPGA)

MOST SHORTHANDED GOALS:

For, One Game: 2 goals

Mar. 21 (NSH 5 vs. CGY 3)

Mark Giordano, Blake Comeau

Against, One Game: 1 goal (2x)

Apr. 6 (VAN 5 vs. CGY 2) Henrik Sedin

Total, One Game: 2 goals

Mar. 21 (NSH 5 vs. CGY 3)

Mark Giordano, Blake Comeau
(2 SHGF, 0 SHGA)



FLAMES HIGHS & LOWS 2012-13

INDIVIDUAL

MOST CONSECUTIVE GAMES:

Scoring Goals: 3 games

Jarome Iginla, Feb. 28–Mar. 6 (4 goals)

Scoring Assists: 5 games

Lee Stempniak, Mar. 13–22 (6 assists)

Scoring Points: 7 games (2x)

Sven Baertschi, Apr. 13–25 (3 G, 6 A)

MOST:

Games Played: 47 games (3x)

Lee Stempniak, Mark Giordano, T.J. Brodie

Goals: 15 goals

Curtis Glencross

Goals, One Game: 3 goals (2x)

Michael Cammalleri,

Feb. 13 (CGY 7 vs. DAL 4)

Curtis Glencross, Mar. 15 (CGY 6 vs. NSH 3)

Assists: 23 assists

Lee Stempniak

Assists, One Game: 3 assists (3x)

Michael Cammalleri, Feb. 5 (CGY 4 at DET 1)

Jiri Hudler, Feb. 28 (COL 5 vs. CGY 4)

Matt Stajan, Mar. 15 (CGY 6 vs. NSH 3)

Points: 32 points (2x)

Michael Cammalleri (13 G, 19 A),

Lee Stempniak (9 G, 23 A)

Points, One Game: 4 points

Michael Cammalleri (3 G, 1 A),

Feb. 13 (CGY 7 vs. DAL 4)

Penalty Minutes: 76 minutes

Tim Jackman

Penalty Minutes, One Game: 17 (3x)

Tim Jackman, Apr. 25 (STL 4 vs. CGY 1)

Power-Play Goals: 5 goals (2x)

Michael Cammalleri, Jiri Hudler

Game Winning Goals: 3 goals (2x)

Michael Cammalleri, Curtis Glencross

Game Winning Shootout Goals: 0

Overtime Goals: 1 goal (2x)

Alex Tanguay Feb. 7 (CGY 4 at CLB 3)

Mark Giordano Apr. 12 (CGY 3 vs. PHX 2)

Shorthanded Goals: 1 goal (6x)

Curtis Glencross, Mark Giordano,

Blake Comeau, Alex Tanguay,

Steve Begin, Chris Butler

Shots: 113 shots

Lee Stempniak

Shots, One Game: 9 shots (2x)

Lee Stempniak, Feb. 2 (CHI 3 at CGY 2) SO

FASTEST OPENING GOAL:

For: 0:26

Mikael Backlund, Apr. 13 (CGY 4 at EDM 1)

Against: 0:34

Dan Hamhuis, Apr. 6 (VAN 5 vs. CGY 2)

FASTEST OPENING GOAL OTHER THAN 1ST PERIOD:

For: 1:13

Curtis Glencross, Jan. 21 (ANA 5 vs. CGY 4)
2nd period

Against: 0:30

Mikkel Boedker, Feb. 18 (PHX 4 vs. CGY 0)
3rd period



FLAMES HIGHS & LOWS 2012-13

BY MONTH

MONTH	GP	W	L	OTL	L/SO	GF	GA	PTS
Jan.	5	1	3	0	1	14	21	3
Feb.	14	6	5	1	2	39	45	15
Mar.	14	6	8	0	0	40	48	12
Apr.	15	6	9	0	0	35	46	12
Totals	48	19	25	1	3	128	160	42

TEAM-BY-TEAM

HOME								ROAD								
GP	W	L	OTL	SOL	GF	GA	PTS	TEAM	GP	W	L	OTL	SOL	GF	GA	PTS
2	1	1	0	0	7	6	2	ANA	1	0	1	0	0	0	4	0
1	0	0	0	1	2	2	1	CHI	2	0	2	0	0	1	5	0
1	0	1	0	0	4	6	0	CLB	2	1	1	0	0	5	8	2
2	1	1	0	0	7	9	2	COL	2	1	1	0	0	7	6	2
1	1	0	0	0	7	4	2	DAL	2	1	1	0	0	7	7	2
2	2	0	0	0	8	4	4	DET	1	1	0	0	0	4	1	2
2	1	1	0	0	6	11	2	EDM	2	1	1	0	0	5	5	2
1	0	1	0	0	1	3	0	LAK	2	0	2	0	0	3	9	0
3	1	1	0	1	7	6	3	MIN	2	1	0	1	0	5	3	3
1	1	0	0	0	6	3	2	NSH	2	0	2	0	0	6	9	0
2	2	0	0	0	8	6	4	PHX	1	0	1	0	0	0	4	0
2	1	1	0	0	5	5	2	SJS	1	0	1	0	0	1	2	0
2	1	1	0	0	5	7	2	STL	1	0	1	0	0	1	4	0
2	1	1	0	0	5	6	2	VAN	3	0	2	0	1	5	12	1
24	13	9	0	2	78	80	28	Totals	24	6	16	1	1	50	80	14



FLAMES SCORING 2012-13

REGULAR SEASON

PLAYER	POS	GP	G	A	PTS	+/-	PIM	PP	SH	GW	OT	S	S%	TOI/G	SHFT/G	FO%
Michael Cammalleri	L	44	13	19	32	-15	25	5	0	3	0	102	12.7	18:03	23.6	51.0
Lee Stempniak	R	47	9	23	32	+2	12	4	0	2	0	113	8.0	17:54	24.8	13.0
Alex Tanguay	L	40	11	16	27	-13	22	2	1	1	1	44	25.0	19:21	25.3	39.3
Jiri Hudler	C	42	10	17	27	-13	22	5	0	0	0	56	17.9	17:09	22.3	32.3
Curtis Glencross	L	40	15	11	26	-8	18	3	1	3	0	92	16.3	18:14	24.6	43.5
Matt Stajan	C	43	5	18	23	+7	26	0	0	1	0	44	11.4	17:09	24.4	46.2
Jarome Iginla	R	31	9	13	22	-7	22	2	0	2	0	100	9.0	19:17	24.4	50.2
Dennis Wideman	D	46	6	16	22	-9	12	4	0	1	0	94	6.4	25:01	29.6	0.0
Roman Cervenka	C	39	9	8	17	-13	14	1	0	0	0	51	17.6	13:08	17.9	46.4
Mikael Backlund	C	32	8	8	16	-6	29	2	0	1	0	88	9.1	15:07	20.7	47.7
Jay Bouwmeester	D	33	6	9	15	-11	16	1	0	0	0	55	10.9	25:09	30.0	0.0
Mark Giordano	D	47	4	11	15	-7	40	1	1	1	1	58	6.9	23:09	30.3	0.0
T.J. Brodie	D	47	2	12	14	-9	8	0	0	0	0	44	4.5	20:13	26.0	0.0
Sven Baertschi	L	20	3	7	10	+0	6	0	0	0	0	28	10.7	13:24	18.8	100.0
Steve Begin	L	36	4	4	8	-2	22	0	1	2	0	31	12.9	7:59	13.3	48.7
Chris Butler	D	44	1	7	8	-10	19	0	1	0	0	40	2.5	17:02	22.6	0.0
Blake Comeau	L	33	4	3	7	-9	14	0	1	1	0	44	9.1	12:17	18.0	45.7
Roman Horak	L	20	2	5	7	-5	2	0	0	0	0	28	7.1	14:31	20.3	45.4
Tim Jackman	R	42	1	4	5	-9	76	0	0	0	0	42	2.4	7:35	11.8	45.8
Brian McGrattan	R	19	3	0	3	-4	49	0	0	1	0	18	16.7	7:11	10.7	0.0
Mark Cundari	D	4	1	2	3	-2	2	1	0	0	0	8	12.5	19:46	23.5	0.0
Maxwell Reinhart	C	11	1	2	3	-3	4	0	0	0	0	26	3.8	14:25	19.7	37.4
Cory Sarich	D	28	0	2	2	-8	16	0	0	0	0	14	0.0	14:51	20.4	0.0
Ben Hanowski	R	5	1	0	1	+0	0	0	0	0	0	4	25.0	13:17	18.4	0.0
Brett Carson	D	10	0	1	1	-1	0	0	0	0	0	8	0.0	10:55	15.6	0.0
Blair Jones	C	15	0	1	1	-6	10	0	0	0	0	22	0.0	10:44	14.7	53.2
Anton Babchuk	D	7	0	1	1	-1	0	0	0	0	0	5	0.0	11:51	15.7	0.0
Derek Smith	D	22	0	1	1	-5	10	0	0	0	0	18	0.0	12:14	17.0	0.0
Paul Byron	C	4	0	1	1	-2	2	0	0	0	0	1	0.0	10:27	15.8	41.2
Ben Street	C	6	0	1	1	-1	0	0	0	0	0	13	0.0	13:36	19.2	47.1
Akim Aliu	R	5	0	0	0	-2	14	0	0	0	0	2	0.0	10:51	14.6	0.0
Carter Bancks	L	2	0	0	0	0	0	0	0	0	0	0	0.0	14:41	20.0	0.0

PLAYER	GP	GS	W	L	OT	SA	GA	GAA	SV	SV%	SO	A	PIM	TOI
Joey MacDonald	21	17	8	9	1	562	55	2.87	507	.902	0	0	0	1,148:28
Mikka Kiprusoff	24	24	8	14	2	650	77	3.44	573	.882	0	1	0	1,344:05
Leland Irving	6	5	2	1	1	128	15	3.33	113	.883	0	1	0	270:04
Daniel Taylor	2	2	1	1	0	68	6	3.00	62	.912	0	0	0	120:00

FLAMES SCORING 2012-13

FLAMES TOP GOAL SCORERS



CURTIS GLENCROSS
1st on Flames with 15 Goals



MICHAEL CAMMALLERI
2nd on Flames with 13 Goals



ALEX TANGUAY
3rd on Flames with 11 Goals

INDIVIDUAL GOAL SCORING BREAKDOWN

Player	1st	2nd	3rd	OT	SO	1H	2H	HM	RD	EN	Total	Record When Scoring
Aliu	0	0	0	0	0	0	0	0	0	0	0	0-0-0-0
Babchuk	0	0	0	0	0	0	0	0	0	0	0	0-0-0-0
Backlund	3	4	1	0	0	4	4	2	6	0	8	4-3-0-1
Baertschi	0	2	1	0	0	0	3	1	2	0	3	1-2-0-0
Bancks	0	0	0	0	0	0	0	0	0	0	0	0-0-0-0
Begin	1	0	3	0	0	1	3	3	1	0	4	3-0-0-0
Brodie	2	0	0	0	0	1	1	1	1	0	2	0-2-0-0
Butler	0	1	0	0	0	0	1	0	1	0	1	0-1-0-0
Byron	0	0	0	0	0	0	0	0	0	0	0	0-0-0-0
Cammalleri	5	5	3	0	0	9	4	8	5	2	13	7-2-0-0
Carson	0	0	0	0	0	0	0	0	0	0	0	0-0-0-0
Cervenka	4	3	2	0	0	3	6	5	4	1	9	6-1-0-0
Cundari	1	0	0	0	0	0	1	0	1	0	1	1-0-0-0
Giordano	3	0	0	1	0	1	3	2	2	0	4	3-1-0-0
Glencross	3	4	8	0	0	8	7	13	2	2	15	7-5-0-0
Hanowski	0	0	1	0	0	0	1	1	0	0	1	0-1-0-0
Horak	0	1	1	0	0	1	1	1	1	0	2	2-0-0-0
Hudler	4	3	3	0	0	4	6	8	2	1	10	5-3-0-1
Jackman	1	0	0	0	0	1	0	1	0	0	1	1-0-0-0
Jones	0	0	0	0	0	0	0	0	0	0	0	0-0-0-0
McGrattan	0	1	2	0	0	0	3	2	1	0	3	1-2-0-0
Reinhart	0	0	1	0	0	0	1	0	1	0	1	1-0-0-0
Sarich	0	0	0	0	0	0	0	0	0	0	0	0-0-0-0
Smith	0	0	0	0	0	0	0	0	0	0	0	0-0-0-0
Stajan	2	0	3	0	0	3	2	4	1	1	5	2-1-0-0
Stempniak	3	3	3	0	0	6	3	7	2	0	9	6-3-0-0
Street	0	0	0	0	0	0	0	0	0	0	0	0-0-0-0
Tanguay	5	2	3	1	0	7	4	4	7	0	11	4-5-1-1
Wideman	1	4	1	0	0	3	3	3	3	0	6	2-3-0-1
TRADED PLAYERS												
Bouwmeester	4	1	1	0	0	4	2	4	2	0	6	3-2-0-1
Comeau	2	0	2	0	0	1	3	3	1	0	4	3-1-0-0
Iginla	2	2	5	0	0	7	2	5	4	0	9	5-2-0-0

(Only includes goals scored with the Calgary Flames)

FLAMES GOALS 2012-13

POWER-PLAY GOALS FOR

	ANA	CHI	COL	CLB	DAL	DET	EDM	LAK	MIN	NSH	PHX	STL	SJS	VAN	TOTAL
Aliu															0
Babchuk															0
Backlund													1	1	2
Baertschi															0
Bancks															0
Begin															0
Bouwmeester					1										1
Brodie															0
Butler															0
Byron															0
Cammalleri					2			1	1					1	5
Carson															0
Cervenka												1			1
Comeau															0
Cundari									1						1
Giordano						1									1
Glencross	2					1									3
Hanowski															0
Horak															0
Hudler			1		2				1	1					5
Iginla			1							1					2
Jackman															0
Jones															0
McGrattan															0
Reinhart															0
Sarich															0
Smith															0
Stajan															0
Stempniak				1			1				1		1		4
Street															0
Tanguay						1			1						2
Wideman		1		1			1					1			4
TOTALS	2	1	2	2	5	3	2	1	4	2	1	2	2	2	31

ADVANTAGES PP GOALS PCT. NHL RANK
POWER-PLAY RECORD155 31 20.0 9th

POWER-PLAY GOALS AGAINST

ANA	CHI	COL	CLB	DAL	DET	EDM	LAK	MIN	NSH	PHX	STL	SJS	VAN	TOTAL
0	0	2	1	2	2	5	2	1	3	1	3	2	4	28

DISADVANTAGES PPG AGAINST PCT. NHL RANK
POWER-PLAY RECORD151 28 81.5 T-13th

SHORTHANDED GOALS

FOR: 6

PLAYER	DATE	VERSUS	RESULT
C. Glencross	Mar. 6	vs. SJS	4-1 W
M. Giordano	Mar. 21	at NSH	5-3 L
B. Comeau	Mar. 21	at NSH	5-3 L
A. Tanguay	Apr. 8	at COL	3-1 W
S. Begin	Apr. 17	vs. DET	3-2 W
C. Butler	Apr. 26	at CHI	3-1 L

AGAINST: 2

PLAYER	DATE	VERSUS	RESULT
M. Letestu	Mar. 29	vs. CBJ	6-4 L
H. Sedin	Apr. 6	at VAN	5-2 L

FLAMES GOALS 2012-13

EMPTY NET GOALS

FOR: 7				AGAINST: 4			
PLAYER	DATE	VS.	RESULT	PLAYER	DATE	VS.	RESULT
M. Cammalleri	Feb. 13	vs. DAL	7-4 W	P. Parenteau	Jan. 31	vs. COL	6-3 L
M. Stajan	Feb. 23	vs. MIN	3-1 W	D. Brown	Mar. 11	at LAK	3-1 L
M. Cammalleri	Mar. 3	vs. VAN	4-2 W	R.J. Umberger	Mar. 29	vs. CBJ	6-4 L
C. Glencross	Mar. 6	vs. SJS	4-1 W	H. Sedin	Apr. 6	at VAN	5-2 L
C. Glencross	Mar. 15	vs. NSH	6-3 W				
R. Cervenka	Apr. 19	vs. ANA	3-1 W				
J. Hudler	Apr. 21	at MIN	4-1 W				

HAT TRICKS

FOR: 2					AGAINST: 0				
PLAYER	DATE	GOALS	VS.	GOALIE	PLAYER	DATE	GOALS	VS.	GOALIE
M. Cammalleri	Feb. 13	vs. DAL	7-4 W	R. Bachman					
C. Glencross	Mar. 15	vs. NSH	6-3 W	C. Mason					

PENALTY BREAKDOWN MULTIPLE POINT GAMES

[illegible]

TRADED PLAYERS

Jay Bouwmeester	33	16	8	0	0	0	0	0	0	0	0	0	0	1	0	0	0	1
Blake Comeau	33	14	7	0	0	0	0	0	0	0	0	0	0	0	0	0	0	0
Jarome Iginla	31	22	6	2	0	2	0	0	2	1	0	0	1	4	0	0	0	4

FLAMES OVERALL RESULTS 2012-13

Goalkey:	Underline = power-play goal				* = shorthanded goal				Bold = game-winning goal				Bold italic = GW Shootout goal				+ = game-tying goal				S = empty net		# = penalty shot	
Game	Date	Team	Score	Result	W	L	OTL	SOL	PTS	GF	GA	Flames Goals by #	Deciding Goal	Shots - CGY/OPP	PP	PK	Goalie	Saves / Shots	Save %	Attendance				
1	Sun, Jan. 20	SJS	1-4	L	0	1	0	0	0	1	4	<u>22</u>	M. Havlat	29/32	1/3	4/6	Kiprusoff	25/29	0.862	19,289				
2	Mon, Jan. 21	ANA	4-5	L	0	2	0	0	0	5	9	<u>20, 40, 20, 22</u>	R. Getzlaf	25/24	2/3	2/2	Kiprusoff	19/24	0.792	19,289				
3	Wed, Jan. 23	VAN	2-3	SOL	0	2	0	1	1	7	12	40, 11+	Z. Kassian	36/36	1/5	3/4	Kiprusoff	34/36	0.944	19,810				
4	Sat, Jan. 26	EDM	4-3	W	1	2	0	1	3	11	15	<u>11, 4, 20, 22</u>	L. Stempniak	35/20	1/6	2/4	Kiprusoff	17/20	0.850	19,289				
5	Thu, Jan. 31	COL	3-6	L	1	3	0	1	3	14	21	24, 24, 40	P. Stastny	28/22	0/3	1/2	Kiprusoff	16/21	0.762	19,289				
6	Sat, Feb. 2	CHI	2-3	SOL	1	3	0	2	4	16	24	<u>26, 4</u>	P. Kane	47/19	1/5	1/1	Kiprusoff	17/19	0.895	19,289				
7	Tue, Feb. 5	DET	4-1	W	2	3	0	2	6	20	25	<u>12, 20, 26, 5</u>	C. Glenross	23/26	2/5	3/4	Kiprusoff	19/20	0.950	20,066				
8	Thu, Feb. 7	CBI	4-3	OTW	3	3	0	2	8	24	28	<u>10, 11, 22, 40</u>	A. Tangay	30/29	1/4	3/4	Irving	6/6	1.000					
9	Sat, Feb. 9	VAN	1-5	L	3	4	0	2	8	25	33	22	J. Schneider	34/31	0/2	4/5	Irving	26/29	0.897	10,484				
10	Mon, Feb. 11	MIN	1-2	SOL	3	4	0	3	9	26	35	24+	M. Koivu	24/24	0/2	4/4	Irving	23/24	0.958	19,289				
11	Wed, Feb. 13	DAL	7-4	W	4	4	0	3	11	33	39	4, <u>24, 13, 10, 13, 20, 13S</u>	M. Cammalleri	23/34	2/2	2/4	Irving	30/34	0.882	19,289				
12	Fri, Feb. 15	STL	2-5	L	4	5	0	3	11	35	44	<u>26, 20</u>	A. Steen	32/25	1/4	2/4	Irving	2/4	0.500	19,289				
13	Sun, Feb. 17	DAL	4-3	W	5	5	0	3	13	39	47	<u>13, 51, 18, 25</u>	S. Babin	26/30	1/5	3/3	MacDonald	18/21	0.857					
14	Mon, Feb. 18	PHX	0-4	L	5	6	0	3	13	39	51		K. Yandle	30/37	0/1	1/1	Taylor	27/30	0.900	17,340				
15	Wed, Feb. 20	LAK	1-3	L	5	7	0	3	13	40	54	7	T. Lewis	27/33	0/4	1/1	MacDonald	33/37	0.892	17,208				
16	Sat, Feb. 23	MIN	3-1	W	6	7	0	3	15	43	55	40, <u>18, 18S</u>	M. Stajan	27/31	0/2	2/2	MacDonald	30/33	0.909	19,289				
17	Sun, Feb. 24	PHX	5-4	W	7	7	0	3	17	48	59	<u>15, 12, 13, 12, 20</u>	C. Glenross	31/27	0/3	4/5	MacDonald	30/31	0.968	19,289				
18	Tue, Feb. 26	MIN	1-2	OTL	7	7	1	3	18	49	61	<u>40</u>	Z. Parise	21/30	1/7	6/7	MacDonald	23/27	0.852	19,289				
19	Thu, Feb. 28	COL	4-5	L	7	8	1	3	18	53	66	4, <u>13, 12, 12</u>	M. Duchene	23/36	1/5	5/5	MacDonald	28/30	0.933	18,703				
20	Sun, Mar. 3	VAN	4-2	W	8	8	1	3	20	57	68	<u>13, 22, 12, 13S</u>	J. Iginla	25/31	1/4	2/2	MacDonald	31/36	0.861	15,197				
21	Wed, Mar. 6	SJS	4-1	W	9	8	1	3	22	61	69	<u>10, 17, 12, 20, 5</u>	B. Caneau	26/33	0/3	4/4	Taylor	29/31	0.935	19,289				
22	Fri, Mar. 8	ANA	0-4	L	9	9	1	3	22	61	73		D. Winnik	29/24	0/2	0/0	Kiprusoff	32/33	0.970	19,289				
23	Sat, Mar. 9	LAK	2-6	L	9	10	1	3	22	63	79	<u>13, 40</u>	T. Lewis	19/24	1/4	0/1	Kiprusoff	20/24	0.833	15,839				
24	Mon, Mar. 11	LAK	1-3	L	9	11	1	3	22	64	82	11	J. Stoll	24/22	0/4	0/1	MacDonald	16/22	0.727	18,248				
25																	MacDonald	2/2	1.000					
26																	MacDonald	19/21	0.905	18,118				

FLAMES OVERALL RESULTS 2012-13 (con't)

Goal Key:	Game	Date	Team	Score	Result	W	L	OTL	SOL	PTS	GF	GA	Bold = game-winning goal	Deciding Goal	Shots - GGY/OPP	PP	PK	Goalie	Saves / Shots	Save %	# = empty net	# = penalty shot
													Bold = game-winning goal									
	25	Wed. Mar. 13	DET	5-2	W	10	11	1	3	24	69	84	<u>40</u> , <u>4</u> , <u>22</u> , <u>20</u> , <u>17</u>	L. Stenplak	22/38	1/2	1/2	Kiprusoff	36/38	0.947	19,289	
	26	Fri. Mar. 15	NSH	6-3	W	11	11	1	3	26	75	87	5, <u>17</u> , <u>24</u> , <u>20</u> , <u>20</u> , <u>20</u> , <u>5</u>	C. Gencross	22/20	1/2	2/3	Kiprusoff	19/22	0.850	19,289	
	27	Mon. Mar. 18	DAL	3-4	L	11	12	1	3	26	78	91	<u>24</u> , <u>4</u> , <u>40</u>	L. Eriksson	19/24	2/4	3/3	MacDonald	20/24	0.833	16,057	
	28	Thu. Mar. 21	NSH	3-5	L	11	13	1	3	26	81	96	5, <u>17</u> , <u>12</u>	N. Spaling	22/23	1/3	3/4	Kiprusoff	18/23	0.783	17,113	
	29	Fri. Mar. 22	CBJ	1-5	L	11	14	1	3	26	82	101	20	N. Foligno	25/28	0/2	4/4	Kiprusoff	23/28	0.821	13,853	
	30	Sun. Mar. 24	STL	3-2	W	12	14	1	3	28	85	103	<u>10</u> , <u>10</u> , <u>12</u>	J. Iginla	17/38	1/3	4/4	Kiprusoff	36/38	0.947	19,289	
	31	Tue. Mar. 26	CHI	0-2	L	12	15	1	3	28	85	105		N. Leddy	16/35	0/4	5/5	Kiprusoff	33/35	0.943	21,790	
	32	Wed. Mar. 27	COL	4-3	W	13	15	1	3	30	89	108	<u>24</u> , <u>25</u> , <u>13</u> , <u>13</u>	M. Camalleri	27/30	1/3	4/5	MacDonald	27/30	0.900	19,289	
	33	Fri. Mar. 29	CBJ	4-6	L	13	16	1	3	30	93	114	16, <u>11</u> , <u>26</u> , <u>20</u>	R. Johansen	33/25	1/4	1/1	Kiprusoff	15/20	0.750	19,289	
	34	Mon. Apr. 1	EDM	1-4	L	13	17	1	3	30	94	118	16	T. Hall	34/20	0/1	0/0	Kiprusoff	3/6	0.500	16,839	
	35	Wed. Apr. 3	EDM	2-8	L	13	18	1	3	30	96	126	18, 18	N. Yakupov	21/39	0/1	2/5	MacDonald	13/14	0.929	19,289	
	36	Fri. Apr. 5	SJS	1-2	L	13	19	1	3	30	97	128	<u>11</u>	J. Pavelski	24/41	1/2	3/3	Kiprusoff	39/41	0.951	17,562	
	37	Sat. Apr. 6	VAN	2-5	L	13	20	1	3	30	99	133	26, 40	A. Burrows	38/72	0/5	1/2	Kiprusoff	17/21	0.810	18,910	
	38	Mon. Apr. 8	COL	3-1	W	14	20	1	3	32	102	134	<u>10</u> , <u>13</u> , <u>40</u> *	M. Camalleri	34/40	0/6	4/4	MacDonald	39/40	0.975	13,444	
	39	Wed. Apr. 10	VAN	1-4	L	14	21	1	3	32	103	138	20	M. Lapierre	41/29	0/4	3/4	Kiprusoff	25/29	0.862	19,289	
	40	Fri. Apr. 12	PHX	3-2	OTW	15	21	1	3	34	106	140	<u>24</u> , <u>22</u> , <u>5</u>	M. Gardano	25/31	1/1	2/2	MacDonald	29/31	0.935	19,289	
	41	Sat. Apr. 13	EDM	4-1	W	16	21	1	3	36	110	141	<u>11</u> , <u>26</u> , <u>47</u> , <u>59</u>	D. Wideman	38/29	1/5	3/3	MacDonald	28/29	0.966	16,839	
	42	Mon. Apr. 15	MIN	3-4	L	16	22	1	3	36	113	145	24, <u>58</u> , <u>47</u>	J. Pominville	23/27	0/2	2/2	MacDonald	23/27	0.852	19,289	
	43	Wed. Apr. 17	DET	3-2	W	17	22	1	3	38	116	147	<u>22</u> , <u>25</u> , <u>25</u> *	S. Begg	17/38	0/1	5/5	Kiprusoff	36/38	0.947	19,289	
	44	Fri. Apr. 19	ANA	3-1	W	18	22	1	3	40	119	148	51, <u>16</u> , <u>105</u>	B. McCreath	31/33	0/3	2/2	Kiprusoff	32/33	0.970	19,289	
	45	Sun. Apr. 21	MIN	4-1	W	19	22	1	3	42	123	149	<u>42</u> , <u>11</u> , <u>13</u> , <u>24</u> , <u>5</u>	M. Becklund	24/35	3/3	3/3	MacDonald	34/35	0.971	19,039	
	46	Tue. Apr. 23	NSH	3-4	L	19	23	1	3	42	126	153	7, <u>10</u> , <u>10</u>	M. Halischuk	18/32	0/1	2/3	Kiprusoff	28/32	0.875	17,113	
	47	Thu. Apr. 25	STL	1-4	L	19	24	1	3	42	127	157	47	A. McDonald	19/20	0/4	4/5	MacDonald	16/20	0.800	15,302	
	48	Fri. Apr. 26	CHI	1-3	L	19	25	1	3	42	128	160	44*	J. Toews	26/38	0/0	2/2	MacDonald	35/38	0.921	22,048	

FLAMES HOME RESULTS 2012-13

Goal Key:		Underline = power-play goal			* = shorthanded goal				Bold = game-winning goal			Bold (italic) = GW Shootout goal			+ = game-tying goal		S = empty net		# = penalty shot	
Game	Date	Team	Score	Result	W	L	OTL	SOL	PTS	GF	GA	Flames Goals by #	Deciding Goal	Shots - GGY/OPP	PP	PK	Goalie	Saves / Shots	Save %	Attendance
1	Sun. Jan. 20	SJS	1-4	L	0	1	0	0	0	1	4	<u>22</u>	M. Havlat	29/32	1/3	4/6	Kiprusoff	25/29	0.862	19,289
2	Mon. Jan. 21	ANA	4-5	L	0	2	0	0	0	5	9	<u>20</u> , <u>40</u> , <u>20</u> , <u>22</u>	R. Getzlaf	25/24	2/3	2/2	Kiprusoff	19/24	0.792	19,289
3	Sat. Jan. 26	EDM	4-3	W	1	2	0	0	2	9	12	11, 4, <u>20</u> , <u>22</u>	L. Stenlund	35/20	1/6	2/4	Kiprusoff	17/20	0.850	19,289
4	Thu. Jan. 31	COL	3-6	L	1	3	0	0	2	12	18	24, 24, 40+	P. Stashy	28/22	0/3	1/2	Kiprusoff	16/21	0.762	19,289
5	Sat. Feb. 2	CHI	2-3	SOL	1	3	0	1	3	14	21	<u>26</u> +, 4	P. Kane	47/19	1/5	1/1	Kiprusoff	17/19	0.895	19,289
6	Mon. Feb. 11	MIN	1-2	SOL	1	3	0	2	4	15	23	24+	M. Koiu	24/24	0/2	4/4	Irving	23/24	0.958	19,289
7	Wed. Feb. 13	DAL	7-4	W	2	3	0	2	6	22	27	4, <u>24</u> , <u>13</u> , 10, 13, 20, 13	M. Camalleri	23/34	2/2	2/4	Irving	30/34	0.882	19,289
8	Fri. Feb. 15	STL	2-5	L	2	4	0	2	6	24	32	<u>26</u> , 20	A. Steen	32/25	1/4	2/4	Irving	2/4	0.500	19,289
9	Wed. Feb. 20	LAK	1-3	L	2	5	0	2	6	25	35	7+	T. Lewis	27/33	0/4	1/1	MacDonald	18/21	0.857	19,289
10	Sat. Feb. 23	MIN	3-1	W	3	5	0	2	8	28	36	<u>40</u> , <u>18</u> , 18	M. Stajan	27/31	0/2	2/2	MacDonald	30/33	0.909	19,289
11	Sun. Feb. 24	PHX	5-4	W	4	5	0	2	10	33	40	15, 12, 13, <u>12</u> , <u>20</u>	C. Giercross	31/27	0/3	4/5	MacDonald	23/27	0.852	19,289
12	Sun. Mar. 3	VAN	4-2	W	5	5	0	2	12	37	42	13, <u>22</u> , <u>12</u> , 13S	J. Iginla	25/31	1/4	2/2	Taylor	29/31	0.935	19,289
13	Wed. Mar. 6	SJS	4-1	W	6	5	0	2	14	41	43	<u>10</u> , <u>17</u> , 12, <u>20</u> S	B. Comeau	26/33	0/3	4/4	Kiprusoff	32/33	0.970	19,289
14	Wed. Mar. 13	DET	5-2	W	7	5	0	2	16	46	45	<u>40</u> , <u>4</u> , <u>22</u> , <u>20</u> , 17	L. Stenlund	22/38	1/2	1/2	Kiprusoff	36/38	0.947	19,289
15	Fri. Mar. 15	NSH	6-3	W	8	5	0	2	18	52	48	5, <u>17</u> , <u>24</u> , <u>20</u> , <u>20</u> , 20	C. Giercross	22/20	1/2	2/3	Kiprusoff	19/22	0.850	19,289
16	Sun. Mar. 24	STL	3-2	W	9	5	0	2	20	55	50	<u>10</u> , 10, <u>12</u>	J. Iginla	17/38	1/3	4/4	Kiprusoff	36/38	0.947	19,289
17	Wed. Mar. 27	COL	4-3	W	10	5	0	2	22	59	53	<u>24</u> , <u>25</u> , 13, 13	M. Camalleri	27/30	1/3	4/5	MacDonald	27/30	0.900	19,289
18	Fri. Mar. 29	CBJ	4-6	L	10	6	0	2	22	63	59	16, 11, <u>26</u> , 20	R. Johansen	25/33	1/4	1/1	Kiprusoff	15/20	0.750	19,289
19	Wed. Apr. 3	EDM	2-8	L	10	7	0	2	22	65	67	18, 18	N. Yakupov	21/39	0/1	2/5	MacDonald	4/4	1.000	19,289
20	Wed. Apr. 10	VAN	1-4	L	10	8	0	2	22	66	71	20	M. Lapierre	41/29	0/4	3/4	Kiprusoff	25/29	0.862	19,289
21	Fri. Apr. 12	PHX	3-2	OTW	11	8	0	2	24	69	73	<u>24</u> , <u>22</u> , 5	M. Gortano	25/31	1/1	2/2	MacDonald	29/31	0.935	19,289
22	Mon. Apr. 15	MIN	3-4	L	11	9	0	2	24	72	77	24, 58, 47	J. Pominville	23/27	0/2	2/2	MacDonald	23/27	0.852	19,289
23	Wed. Apr. 17	DET	3-2	W	12	9	0	2	26	75	79	22, 25, <u>25</u> *	S. Babin	17/38	0/1	5/5	Kiprusoff	36/38	0.947	19,289
24	Fri. Apr. 19	ANA	3-1	W	13	9	0	2	28	78	80	51, <u>16</u> , 10S	B. McCratton	31/33	0/3	2/2	Kiprusoff	32/33	0.970	19,289

FLAMES ROAD RESULTS 2012-13

Goal Key:	Game	Date	Team	Score	Result	W	L	OTL	SOL	PTS	GF	GA	Bold = game-winning goal	* = shorthanded goal		Bold/italic = GW Shootout goal		+ = game-tying goal		S = empty net	# = penalty shot	
													Flames Goals by #	Deciding Goal	Shots - CGY/OPP	PP	PK	Goalie	Saves / Shots	Save %	Attendance	
1	Wed Jan. 23		VAN	2-3	SOL	0	0	0	1	1	2	3	40, <u>11+</u>	Z. Kasian		36/36	1/5	3/4	Kipnisoff	34/36	0.944	19,810
2	Tue. Feb. 5		DET	4-1	W	1	0	0	1	3	6	4	12, <u>20</u> , 26, 5	C. Glenross		23/26	2/5	3/4	Kipnisoff	19/20	0.950	20,066
3	Thu. Feb. 7		CBI	4-3	OTW	2	0	0	1	5	10	7	10, 11+, <u>22</u> , <u>40</u>	A. Tangway		30/29	1/4	3/4	Irving	26/29	0.897	10,484
4	Sat. Feb. 9		VAN	1-5	L	2	1	0	1	5	11	12	22	J. Schneider		34/31	0/2	4/5	Irving	26/31	0.839	19,810
5	Sun. Feb. 17		DAL	4-3	W	3	1	0	1	7	15	15	<u>13</u> , 51, 18+, 25	S. Begin		26/30	1/5	3/3	MacDonald	27/30	0.900	17,340
6	Mon. Feb. 18		PHX	0-4	L	3	2	0	1	7	15	19		K. Yandle		30/37	0/1	1/1	Taylor	33/37	0.892	17,208
7	Tue. Feb. 26		MIN	1-2	OTL	3	2	1	1	8	16	21	<u>40</u>	Z. Parise		21/30	1/7	6/7	MacDonald	28/30	0.933	18,703
8	Thu. Feb. 28		COL	4-5	L	3	3	1	1	8	20	26	4, 13, 12, <u>12</u>	M. Duchene		23/36	1/5	5/5	MacDonald	31/36	0.861	15,197
9	Fri. Mar. 8		ANA	0-4	L	3	4	1	1	8	20	30		D. Winnik		29/24	0/2	0/0	Kipnisoff	20/24	0.833	15,839
10	Sat. Mar. 9		LAK	2-6	L	3	5	1	1	8	22	36	<u>13</u> , 40	T. Lewis		19/24	1/4	0/1	Kipnisoff	16/22	0.727	18,248
11	Mon. Mar. 11		LAK	1-3	L	3	6	1	1	8	23	39	11	J. Stoll		24/22	0/4	0/1	MacDonald	2/2	1.000	
12	Mon. Mar. 18		DAL	3-4	L	3	7	1	1	8	26	43	<u>24</u> , 40	L. Eriksson		19/24	2/4	3/3	MacDonald	20/24	0.833	16,057
13	Thu. Mar. 21		NSH	3-5	L	3	8	1	1	8	29	48	5, <u>17</u> , <u>12</u>	N. Spaling		22/23	1/3	3/4	Kipnisoff	18/23	0.783	17,113
14	Fri. Mar. 22		CBI	1-5	L	3	9	1	1	8	30	53	20	N. Foligno		25/28	0/2	4/4	Kipnisoff	23/28	0.821	13,853
15	Tue. Mar. 26		CHI	0-2	L	3	10	1	1	8	30	55		N. Leddy		16/35	0/4	5/5	Kipnisoff	33/35	0.943	21,790
16	Mon. Apr. 1		EDM	1-4	L	3	11	1	1	8	31	59	16	T. Hall		34/20	0/1	0/0	Kipnisoff	3/6	0.500	16,839
17	Fri. Apr. 5		SJS	1-2	L	3	12	1	1	8	32	61	<u>11</u>	J. Pavelski		24/41	1/2	3/3	Kipnisoff	13/14	0.929	
18	Sat. Apr. 6		VAN	2-5	L	3	13	1	1	8	34	66	26, 40	A. Burrows		38/22	0/5	1/2	Kipnisoff	39/41	0.951	17,562
19	Mon. Apr. 8		COL	3-1	W	4	13	1	1	10	37	67	<u>10</u> , <u>13</u> , 40*	M. Cammalleri		34/40	0/6	4/4	MacDonald	39/40	0.975	13,444
20	Sat. Apr. 13		EDM	4-1	W	5	13	1	1	12	41	68	<u>11</u> , <u>26</u> , 47, 59	D. Wideman		39/29	1/5	3/3	MacDonald	28/29	0.966	16,839
21	Sun. Apr. 21		MIN	4-1	W	6	13	1	1	14	45	69	<u>42</u> , <u>11</u> , <u>13</u> , <u>24</u> , 5	M. Backlund		24/35	3/3	3/3	MacDonald	34/35	0.971	19,039
22	Tue. Apr. 23		NSH	3-4	L	6	14	1	1	14	48	73	7, 10, 10	M. Halischuk		18/32	0/1	2/3	Kipnisoff	28/32	0.875	17,113
23	Thu. Apr. 25		STL	1-4	L	6	15	1	1	14	49	77	47	A. McDonald		19/20	0/4	4/5	MacDonald	16/20	0.800	15,302
24	Fri. Apr. 26		CHI	1-3	L	6	16	1	1	14	50	80	44*	J. Toews		26/38	0/0	2/2	MacDonald	35/38	0.921	22,048

2013 STANLEY CUP RESULTS

WESTERN CONFERENCE QUARTER-FINALS

Chicago defeated Minnesota 4-1
 Detroit defeated Anaheim 4-3
 San Jose defeated Vancouver 4-0
 Los Angeles defeated St. Louis 4-2

EASTERN CONFERENCE QUARTER-FINALS

Pittsburgh defeated New York Islanders 4-2
 Ottawa defeated Montreal 4-1
 New York Rangers defeated Washington 4-3
 Boston defeated Toronto 4-3

WESTERN CONFERENCE SEMI-FINALS

Chicago defeated Detroit 4-3
 Los Angeles defeated San Jose 4-3

EASTERN CONFERENCE SEMI-FINALS

Pittsburgh defeated Ottawa 4-1
 Boston defeated New York Rangers 4-1

WESTERN CONFERENCE CONFERENCE FINALS

Chicago defeated Los Angeles 4-1

EASTERN CONFERENCE CONFERENCE FINALS

Boston defeated Pittsburgh 4-0

2013 STANLEY CUP FINALS

Chicago defeated Boston 4-2

DIVISION ALIGNMENT

WESTERN CONFERENCE



Central Division

Chicago
 Columbus
 Detroit
 Nashville
 St. Louis

Northwest Division

CALGARY
 Colorado
 Edmonton
 Minnesota
 Vancouver

Pacific Division

Anaheim
 Dallas
 Los Angeles
 Phoenix
 San Jose

EASTERN CONFERENCE



Atlantic Division

New Jersey
 NY Islanders
 NY Rangers
 Philadelphia
 Pittsburgh

Northeast Division


Boston
 Buffalo
 Montreal
 Ottawa
 Toronto

Southeast Division

Carolina
 Florida
 Tampa Bay
 Washington
 Winnipeg



TEAM vs TEAM





FLAMES vs. ANAHEIM



DATE	TEAMS					ATTND.	WINNING GOAL	GOALTENDERS
Jan. 21, 2013	Anaheim	5	AT	CALGARY	4	19289	Ryan Getzlaf	Hiller - Kiprusoff
Mar. 8, 2013	CALGARY	0	AT	Anaheim	4	15839	Daniel Winnik	Kiprusoff - Fasth
Apr. 19, 2013	Anaheim	1	AT	CALGARY	3	19289	Brian McGrattan	Hiller - Kiprusoff

	GP	W	L	OTL	SHOL	PTS	GF	GA	PPG	SHG	PEN	PIM
CALGARY	3	1	2	0	0	2	7	10	2	0	7	25
Anaheim	3	2	1	0	0	4	10	7	0	0	10	23

GOALS AND SHOTS BY PERIODS

	1st	2nd	3rd	OT	TOTALS	PCT
CALGARY	2 - 23	2 - 39	3 - 23	0 - 0	7 - 85	8.2
Anaheim	4 - 21	2 - 25	4 - 35	0 - 0	10 - 81	12.3

CALGARY	GP	G	A	PTS	PIM	+/-	PPG	SHG	ENG	ANAHEIM	GP	G	A	PTS	PIM	+/-	PPG	SHG	ENG
Curtis Glencross	3	2	1	3	0	-2	2	0	0	Ryan Getzlaf	3	3	1	4	0	2	0	0	0
Michael Cammalleri	3	0	3	3	0	-2	0	0	0	Daniel Winnik	3	3	1	4	0	4	0	0	0
Roman Horak	2	1	1	2	2	2	0	0	0	Saku Koivu	3	1	3	4	0	5	0	0	0
Alex Tanguay	2	1	1	2	2	-3	0	0	0	Corey Perry	3	1	3	4	0	2	0	0	0
Lee Stempniak	3	1	1	2	0	0	0	0	0	Andrew Coglian	3	0	3	3	0	4	0	0	0
Dennis Wideman	2	0	2	2	0	-2	0	0	0	Bobby Ryan	3	1	1	2	0	0	0	0	0
Roman Cervenka	2	1	0	1	0	-1	0	0	1	Sheldon Souray	3	1	1	2	0	2	0	0	0
Brian McGrattan	2	1	0	1	0	1	0	0	0	Kyle Palmieri	2	0	2	2	0	2	0	0	0
Brett Carson	1	0	1	1	0	2	0	0	0	Brad Staubitz	1	0	1	1	2	1	0	0	0
Sven Baertschi	2	0	1	1	0	0	0	0	0	Emerson Etem	2	0	1	1	2	0	0	0	0
Jarome Iginla	2	0	1	1	0	-2	0	0	0	Toni Lydman	2	0	1	1	2	1	0	0	0
T.J. Brodie	3	0	1	1	0	1	0	0	0	Luca Sbisa	2	0	1	1	0	4	0	0	0
Anton Babchuk	1	0	0	0	0	0	0	0	0	Cam Fowler	3	0	1	1	2	0	0	0	0
Steve Begin	1	0	0	0	0	0	0	0	0	Radek Dvorak	1	0	0	0	0	0	0	0	0
Blair Jones	1	0	0	0	0	-1	0	0	0	Viktor Fasth	1	0	0	0	0	0	0	0	0
Maxwell Reinhart	1	0	0	0	0	0	0	0	0	Peter Holland	1	0	0	0	0	1	0	0	0
Derek Smith	1	0	0	0	0	0	0	0	0	Matthew Lombardi	1	0	0	0	2	0	0	0	0
Mikael Backlund	2	0	0	0	17	-2	0	0	0	Rickard Rakell	1	0	0	0	0	-1	0	0	0
Jay Bouwmeester	2	0	0	0	0	-4	0	0	0	Devante Smith-Pelly	1	0	0	0	0	-1	0	0	0
Blake Comeau	2	0	0	0	0	-4	0	0	0	David Steckel	1	0	0	0	0	-1	0	0	0
Jiri Hudler	2	0	0	0	0	-1	0	0	0	Sami Vatanen	1	0	0	0	0	0	0	0	0
Cory Sarich	2	0	0	0	0	0	0	0	0	Bryan Allen	2	0	0	0	4	0	0	0	0
Chris Butler	3	0	0	0	0	-3	0	0	0	Nick Bonino	2	0	0	0	0	0	0	0	0
Mark Giordano	3	0	0	0	0	-4	0	0	0	Jonas Hiller	2	0	0	0	0	0	0	0	0
Tim Jackman	3	0	0	0	2	-1	0	0	0	Ben Lovejoy	2	0	0	0	9	2	0	0	0
Mikika Kiprusoff	3	0	0	0	0	0	0	0	0	Teemu Selanne	2	0	0	0	0	0	0	0	0
Matt Stajan	3	0	0	0	2	1	0	0	0	Francois Beauchemin	3	0	0	0	0	1	0	0	0
TOTALS	3	7	13	20	25	-25	2	0	1	Matt Beleskey	3	0	0	0	0	-3	0	0	0

Goaltenders	GP	MP	GA	EN	SO	SVS	AVG	SAVE %	Goaltenders	GP	MP	GA	EN	SO	SVS	AVG	SAVE %
Mikika Kiprusoff (1-2-0-0)	3	179	10	0	0	71	3.35	87.7	Viktor Fasth (1-0-0-0)	1	60	0	0	1	29	0.00	100.0
TOTALS	3	180	10	0	0	71	3.33	87.7	Jonas Hiller (1-1-0-0)	2	119	6	1	0	49	3.03	89.1
									TOTALS	3	180	6	1	1	78	2.33	91.8

POWER-PLAY	HOME			ROAD			OVERALL			
	ADV	PPG	PCT	ADV	PPG	PCT	ADV	PPG	PP %	PK %
CALGARY	6	2	33.3	2	0	0.0	8	2	25.0	100.0
Anaheim	4	0	0.0	0	0	0.0	4	0	0.0	75.0

ALL-TIME: 34-33-7-8: at Calgary 26-13-1-1; at Anaheim 8-20-6-7

LAST WIN: in CALGARY Apr. 19, 2013 in Anaheim Jan. 19, 2004



FLAMES vs. CHICAGO



DATE	TEAMS			ATTND.	WINNING GOAL	GOALTENDERS
Feb. 2, 2013	Chicago	3	AT CALGARY 2 SHO	19289	Patrick Kane	Emery - Kiprusoff
Mar. 26, 2013	CALGARY	0	AT Chicago 2	21790	Nick Leddy	Kiprusoff - Emery
Apr. 26, 2013	CALGARY	1	AT Chicago 3	22048	Jonathan Toews	MacDonald - Crawford

	GP	W	L	OTL	SHOL	PTS	GF	GA	PPG	SHG	PEN	PIM
CALGARY	3	0	2	0	1	1	3	7	1	1	8	21
Chicago	3	3	0	0	0	6	7	3	0	0	10	23

GOALS AND SHOTS BY PERIODS

	1st	2nd	3rd	OT	TOTALS	PCT
CALGARY	0 - 21	1 - 26	2 - 39	0 - 3	3 - 89	3.4
Chicago	3 - 30	1 - 34	3 - 27	0 - 1	7 - 92	7.6

CALGARY	GP	G	A	PTS	PIM	+/-	PPG	SHG	ENG	CHICAGO	GP	G	A	PTS	PIM	+/-	PPG	SHG	ENG
Jay Bouwmeester	2	1	0	1	0	0	0	0	0	Patrick Kane	3	2	3	5	0	3	0	0	0
Chris Butler	3	1	0	1	0	0	0	1	0	Marian Hossa	2	1	1	2	0	2	0	0	0
Dennis Wideman	3	1	0	1	0	-2	1	0	0	Patrick Sharp	2	0	2	2	0	1	0	0	0
Ben Street	1	0	1	1	0	1	0	0	0	Duncan Keith	3	0	2	2	2	1	0	0	0
Jiri Hudler	2	0	1	1	4	0	0	0	0	Marcus Kruger	3	1	0	1	0	2	0	0	0
Jarome Iginla	2	0	1	1	2	-2	0	0	0	Nick Leddy	3	1	0	1	0	3	0	0	0
Alex Tanguay	2	0	1	1	0	-2	0	0	0	Brent Seabrook	3	1	0	1	2	2	0	0	0
Matt Stajan	3	0	1	1	0	-1	0	0	0	Jonathan Toews	3	1	0	1	2	0	0	0	0
Lee Stempniak	3	0	1	1	0	-2	0	0	0	Michal Rozsival	2	0	1	1	0	2	0	0	0
Akim Aliu	1	0	0	0	0	-1	0	0	0	Johnny Oduya	3	0	1	1	2	2	0	0	0
Carter Bancaks	1	0	0	0	0	0	0	0	0	Brandon Saad	3	0	1	1	2	1	0	0	0
Steve Begin	1	0	0	0	0	0	0	0	0	Andrew Shaw	3	0	1	1	0	1	0	0	0
Mark Cundari	1	0	0	0	0	-1	0	0	0	Dave Bolland	1	0	0	0	4	1	0	0	0
Ben Hanowski	1	0	0	0	0	-1	0	0	0	Daniel Carcillo	1	0	0	0	0	0	0	0	0
Roman Horak	1	0	0	0	0	-2	0	0	0	Corey Crawford	1	0	0	0	0	0	0	0	0
Joey MacDonald	1	0	0	0	0	0	0	0	0	Michal Handzus	1	0	0	0	0	1	0	0	0
Brian McGrattan	1	0	0	0	0	0	0	0	0	Jimmy Hayes	1	0	0	0	0	1	0	0	0
Derek Smith	1	0	0	0	0	0	0	0	0	Brandon Bollig	2	0	0	0	5	1	0	0	0
Blake Comeau	2	0	0	0	0	0	0	0	0	Sheldon Brookbank	2	0	0	0	0	1	0	0	0
Curtis Glenross	2	0	0	0	0	-1	0	0	0	Ray Emery	2	0	0	0	0	0	0	0	0
Tim Jackman	2	0	0	0	5	0	0	0	0	Niklas Hjalmarsson	2	0	0	0	2	0	0	0	0
Blair Jones	2	0	0	0	2	-1	0	0	0	Jamal Mayers	2	0	0	0	0	1	0	0	0
Mikika Kiprusoff	2	0	0	0	0	0	0	0	0	Bryan Bickell	3	0	0	0	0	0	0	0	0
Cory Sarich	2	0	0	0	0	-2	0	0	0	Michael Frolik	3	0	0	0	0	1	0	0	0
Mikael Backlund	3	0	0	0	2	-2	0	0	0	Viktor Stalberg	3	0	0	0	0	-1	0	0	0
T.J. Brodie	3	0	0	0	0	-1	0	0	0	Team					2				
Michael Cammalleri	3	0	0	0	2	-2	0	0	0										
Roman Cervenka	3	0	0	0	0	0	0	0	0										
Mark Giordano	3	0	0	0	4	-4	0	0	0										
TOTALS	3	3	6	9	21	-26	1	1	0	TOTALS	3	7	12	19	23	26	0	0	0
Goaltenders	GP	MP	GA	EN	SO	SVS	AVG	SAVE %		Goaltenders	GP	MP	GA	EN	SO	SVS	AVG	SAVE %	
Mikika Kiprusoff (0-1-0-1)	2	123	4	0	0	50	1.94	92.6		Ray Emery (2-0-0-0)	2	125	2	0	1	61	0.96	96.8	
Joey MacDonald (0-1-0-0)	1	59	3	0	0	35	3.04	92.1		Corey Crawford (1-0-0-0)	1	60	1	0	0	25	1.00	96.2	
TOTALS	3	185	7	0	0	85	2.27	92.4		TOTALS	3	185	3	0	1	86	0.97	96.6	

POWER-PLAY	HOME			ROAD			OVERALL			
	ADV	PPG	PCT	ADV	PPG	PCT	ADV	PPG	PP %	PK %
CALGARY	5	1	20.0	4	0	0.0	9	1	11.1	100.0
Chicago	1	0	0.0	7	0	0.0	8	0	0.0	88.9

SHOOTOUT: FEB. 2, 2013 CALGARY: 0-3 TANGUAY, HUDLER, CERVENKA
Chicago 1-2 Toews, Kane (G)

**ALL-TIME: 61-63-26-5: at Calgary 25-19-10-3; at Atlanta 10-8-3; at Chicago 26-36-13-2;
48-45-17-5 since Calgary; at Calgary 25-19-10-3; at Chicago 23-26-7-2**

LAST WIN: in CALGARY Feb. 3, 2012 in Chicago Mar. 16, 2008



FLAMES vs. COLORADO



DATE	TEAMS				ATTND.	WINNING GOAL	GOALTENDERS	
Jan. 31, 2013	Colorado	6	AT	CALGARY	3	19289	Paul Stastny	Giguere - Kiprusoff
Feb. 28, 2013	CALGARY	4	AT	Colorado	5	15197	Matt Duchene	MacDonald - Varlamov
Mar. 27, 2013	Colorado	3	AT	CALGARY	4	19289	Michael Cammalleri	Varlamov - MacDonald
Apr. 8, 2013	CALGARY	3	AT	Colorado	1	13444	Michael Cammalleri	MacDonald - Giguere

	GP	W	L	OTL	SHOL	PTS	GF	GA	PPG	SHG	PEN	PIM
CALGARY	4	2	2	0	0	4	14	15	2	1	20	49
Colorado	4	2	2	0	0	4	15	14	2	0	21	51

GOALS AND SHOTS BY PERIODS

	1st	2nd	3rd	OT	TOTALS	PCT
CALGARY	6 - 47	7 - 45	1 - 20	0 - 0	14 - 112	12.5
Colorado	1 - 25	7 - 51	7 - 52	0 - 0	15 - 128	11.7

CALGARY	GP	G	A	PTS	PIM	+/-	PPG	SHG	ENG	COLORADO	GP	G	A	PTS	PIM	+/-	PPG	SHG	ENG
Jiri Hudler	3	3	4	7	0	-1	1	0	0	P.A. Parenteau	4	2	5	7	0	2	0	0	1
Michael Cammalleri	4	4	0	4	0	-2	0	0	0	Paul Stastny	2	3	1	4	0	1	1	0	0
Alex Tanguay	4	2	2	4	2	0	0	1	0	Gabriel Landeskog	3	2	2	4	2	2	0	0	0
Steve Begin	4	1	2	3	0	4	0	0	0	Matt Duchene	4	1	3	4	2	2	0	0	0
Roman Cervenka	4	1	2	3	6	-1	0	0	0	Jamie McGinn	4	1	3	4	0	3	0	0	0
Matt Stajan	4	0	3	3	4	0	0	0	0	John Mitchell	4	2	1	3	0	0	0	0	0
Jarome Iginla	2	2	0	2	2	-1	1	0	0	Ryan O'Reilly	2	1	2	3	0	1	1	0	0
Roman Horak	1	0	2	2	0	1	0	0	0	David Jones	3	1	1	2	2	-2	0	0	0
Lee Stempniak	4	0	2	2	0	-1	0	0	0	Tyson Barrie	3	0	2	2	0	-1	0	0	0
Dennis Wideman	4	0	2	2	0	-2	0	0	0	Brad Malone	1	1	0	1	0	0	0	0	0
Jay Bouwmeester	3	1	0	1	4	0	0	0	0	Ryan O'Byrne	3	1	0	1	2	1	0	0	0
Sven Baertschi	2	0	1	1	0	-1	0	0	0	Jan Hejda	3	0	1	1	9	3	0	0	0
Blake Comeau	2	0	1	1	4	3	0	0	0	Milan Hejduk	3	0	1	1	0	-2	0	0	0
Mikael Backlund	3	0	1	1	2	-1	0	0	0	Chuck Kobasew	3	0	1	1	4	2	0	0	0
Tim Jackman	3	0	1	1	5	0	0	0	0	Cody McLeod	4	0	1	1	5	0	0	0	0
Cory Sarich	3	0	1	1	7	1	0	0	0	Greg Zanon	4	0	1	1	4	0	0	0	0
Mark Giordano	4	0	1	1	4	-1	0	0	0	Stefan Elliott	1	0	0	0	0	0	0	0	0
Akim Aliu	1	0	0	0	0	0	0	0	0	Aaron Palushaj	1	0	0	0	0	-1	0	0	0
Brett Carson	1	0	0	0	0	0	0	0	0	Michael Sgarbossa	1	0	0	0	0	0	0	0	0
Blair Jones	1	0	0	0	2	-1	0	0	0	David Van Der Gulik	1	0	0	0	2	0	0	0	0
Mikika Kiprusoff	1	0	0	0	0	0	0	0	0	Ryan Wilson	1	0	0	0	2	2	0	0	0
Brian McGrattan	1	0	0	0	5	0	0	0	0	Jean-Sebastien Giguere	2	0	0	0	0	0	0	0	0
Maxwell Reinhart	1	0	0	0	0	0	0	0	0	Shane O'Brien	2	0	0	0	6	-1	0	0	0
Derek Smith	1	0	0	0	2	0	0	0	0	Semyon Varlamov	2	0	0	0	0	0	0	0	0
Joey MacDonald	3	0	0	0	0	0	0	0	0	Erik Johnson	3	0	0	0	0	-1	0	0	0
T.J. Brodie	4	0	0	0	0	0	0	0	0	Patrick Bordeleau	4	0	0	0	11	-3	0	0	0
Chris Butler	4	0	0	0	0	0	0	0	0	Matt Hunwick	4	0	0	0	0	0	0	0	0
Curtis Glencross	4	0	0	0	0	-4	0	0	0	Mark Oliver	4	0	0	0	0	-3	0	0	0
TOTALS	4	14	25	39	49	-7	2	1	0	TOTALS	4	15	25	40	51	5	2	0	1

Goaltenders	GP	MP	GA	EN	SO	SVS	AVG	SAVE %
Joey MacDonald (2-1-0-0)	3	179	9	0	0	97	3.02	91.5
Mikika Kiprusoff (0-1-0-0)	1	60	5	1	0	16	5.02	76.2
TOTALS	4	240	14	1	0	113	3.75	88.3

Goaltenders	GP	MP	GA	EN	SO	SVS	AVG	SAVE %
Jean-Sebastien Giguere (1-1-0-0)	2	118	6	0	0	56	3.05	90.3
Semyon Varlamov (1-1-0-0)	2	119	8	0	0	42	4.05	84.0
TOTALS	4	240	14	0	0	98	3.50	87.5

	POWER-PLAY			HOME			ROAD			OVERALL			
	ADV	PPG	PCT	ADV	PPG	PCT	ADV	PPG	PCT	ADV	PPG	PP %	PK %
CALGARY	6	1	16.7	11	1	9.1	17	2	11.8	87.5			
Colorado	7	2	28.6	9	0	0.0	16	2	12.5	88.2			

ALL-TIME: 66-53-20-7: at Calgary 35-24-8-4; at Atlanta 1-0-1; at Colorado 21-22-5-3; at Quebec 9-7-6; 63-53-19-7 since Calgary; at Calgary 35-24-8-4 Colorado 21-22-5-3; at Quebec 7-7-6

LAST WIN: in CALGARY Mar. 27, 2013 in Colorado Apr. 8, 2013



FLAMES vs. COLUMBUS



DATE	TEAMS					ATTND.	W/T GOAL	GOALTENDERS
Feb. 7, 2013	CALGARY	4	AT	Columbus	3 OT	10484	Alex Tanguay at 1:07	Irving - Bobrovsky
Mar. 22, 2013	CALGARY	1	AT	Columbus	5	13853	Nick Foligno	Kiprusoff - Bobrovsky
Mar. 29, 2013	Columbus	6	AT	CALGARY	4	19289	Ryan Johansen	Mason - Kiprusoff / MacDonald

	GP	W	L	OTL	SHOL	PTS	GF	GA	PPG	SHG	PEN	PIM
CALGARY	3	1	2	0	0	2	9	14	2	0	10	23
Columbus	3	2	0	1	0	5	14	9	1	1	11	25

GOALS AND SHOTS BY PERIODS

	1st	2nd	3rd	OT	TOTALS	PCT
CALGARY	1-25	5-35	2-27	1-1	9-88	10.2
Columbus	4-31	7-29	3-20	0-2	14-82	17.1

CALGARY	GP	G	A	PTS	PIM	+/	PPG	SHG	ENG	COLUMBUS	GP	G	A	PTS	PIM	+/	PPG	SHG	EN
Dennis Wideman	3	1	2	3	0	0	1	0	0	Mark Letestu	3	2	2	4	2	5	1	1	0
Jiri Hudler	3	0	3	3	0	-1	0	0	0	Vinny Prospal	3	2	2	4	0	5	0	0	0
Mikael Backlund	2	2	0	2	0	0	0	0	0	RJ Umberger	3	1	3	4	0	2	0	0	1
Curtis Glenross	3	2	0	2	0	-4	0	0	0	Artem Anisimov	3	1	2	3	0	-1	0	0	0
Roman Cervenka	3	1	1	2	0	1	0	0	0	Nick Foligno	2	2	0	2	0	1	0	0	0
Lee Stempniak	3	1	1	2	4	-4	1	0	0	Matt Calvert	3	2	0	2	0	3	0	0	0
T.J. Brodie	3	0	2	2	0	-2	0	0	0	Derick Brassard	3	1	1	2	4	1	0	0	0
Matt Stajan	3	0	2	2	0	-2	0	0	0	Colton Gillies	3	1	1	2	0	1	0	0	0
Brian McGrattan	2	1	0	1	2	1	0	0	0	Jack Johnson	3	0	2	2	2	5	0	0	0
Alex Tanguay	3	1	0	1	2	-3	0	0	0	Derek MacKenzie	3	0	2	2	4	1	0	0	0
Leland Irving	1	0	1	1	0	0	0	0	0	Nikita Nikitin	3	0	2	2	0	-1	0	0	0
Michael Cammalleri	2	0	1	1	0	-4	0	0	0	Ryan Johansen	2	1	0	1	2	3	0	0	0
Jarome Iginla	2	0	1	1	0	0	0	0	0	Jared Boll	3	1	0	1	4	0	0	0	0
Steve Begin	3	0	1	1	0	1	0	0	0	James Wisniewski	1	0	1	1	0	0	0	0	0
Jay Bouwmeester	3	0	1	1	2	-7	0	0	0	Cam Atkinson	2	0	1	1	0	0	0	0	0
Mark Giordano	3	0	1	1	4	-3	0	0	0	Tim Erixon	3	0	1	1	0	2	0	0	0
Blair Jones	1	0	0	0	0	0	0	0	0	Fedor Tyutin	3	0	1	1	0	0	0	0	0
Joey MacDonald	1	0	0	0	0	0	0	0	0	Adrian Aucoin	1	0	0	0	0	2	0	0	0
Chris Butler	2	0	0	0	0	1	0	0	0	Sean Collins	1	0	0	0	2	-1	0	0	0
Mikha Kiprusoff	2	0	0	0	0	0	0	0	0	Derek Dorsett	1	0	0	0	0	-1	0	0	0
Cory Sarich	2	0	0	0	2	1	0	0	0	Brandon Dubinsky	1	0	0	0	0	-1	0	0	0
Derek Smith	2	0	0	0	0	-1	0	0	0	Cody Goloubef	1	0	0	0	0	-1	0	0	0
Blake Comeau	3	0	0	0	0	-6	0	0	0	Nick Holden	1	0	0	0	0	2	0	0	0
Tim Jackman	3	0	0	0	7	0	0	0	0	Steve Mason	1	0	0	0	0	0	0	0	0
										Sergei Bobrovsky	2	0	0	0	0	0	0	0	0
										Dalton Prout	2	0	0	0	5	3	0	0	0
TOTALS	3	9	17	26	23	-32	2	0	0	TOTALS	3	14	21	35	25	30	1	1	1

Goaltenders	GP	MP	GA	EN	SO	SVS	AVG	SAVE %
Joey MacDonald (0-0-0-0)	1	19	0	1	0	4	0.00	100.0
Leland Irving (1-0-0-0)	1	61	3	0	0	26	2.95	89.7
Mikha Kiprusoff (0-2-0-0)	2	100	10	0	0	38	6.00	79.2
TOTALS	4	255	8	1	0	100	2.12	91.7

Goaltenders	GP	MP	GA	EN	SO	SVS	AVG	SAVE %
Sergei Bobrovsky (1-0-1-0)	2	121	5	0	0	50	2.48	90.9
Steve Mason (1-0-0-0)	1	60	4	0	0	29	4.00	87.9
TOTALS	4	255	6	0	0	114	1.41	95.0

POWER-PLAY	HOME			ROAD			OVERALL			
	ADV	PPG	PCT	ADV	PPG	PCT	ADV	PPG	PP %	PK %
CALGARY	4	1	25.0	6	1	16.7	10	2	20.0	88.9
Columbus	1	0	0.0	8	1	12.5	9	1	11.1	80.0

ALL-TIME: 22-20-0-5: at Calgary 14-5-0-4; at Columbus 8-15-0-1

LAST WIN: in CALGARY Mar. 4, 2011 in Columbus Feb. 7, 2013



FLAMES vs. DALLAS



DATE	TEAMS					ATTND.	WINNING GOAL	GOALTENDERS
Feb. 13, 2013	Dallas	4	AT	CALGARY	7	19289	Michael Cammalleri	Bachman - Irving
Feb. 17, 2013	CALGARY	4	AT	Dallas	3	17340	Steve Begin	MacDonald - Bachman
Mar. 18, 2013	CALGARY	3	AT	Dallas	4	16057	Loui Eriksson	MacDonald - Lehtonen

	GP	W	L	OTL	SHOL	PTS	GF	GA	PPG	SHG	PEN	PIM
CALGARY	3	2	1	0	0	4	14	11	5	0	15	39
Dallas	3	1	2	0	0	2	11	14	2	0	16	41

GOALS AND SHOTS BY PERIODS

	1st	2nd	3rd	OT	TOTALS	PCT
CALGARY	5 - 23	4 - 28	5 - 17	0 - 0	14 - 68	20.6
Dallas	4 - 23	5 - 41	2 - 24	0 - 0	11 - 88	12.5

CALGARY	GP	G	A	PTS	PIM	+/-	PPG	SHG	ENG	DALLAS	GP	G	A	PTS	PIM	+/-	PPG	SHG	ENG
Michael Cammalleri	3	4	3	7	0	2	2	0	1	Loui Eriksson	3	2	1	3	2	0	0	0	0
Alex Tanguay	3	1	3	4	2	-1	0	0	0	Brenden Morrow	3	2	0	2	0	-3	1	0	0
Lee Stempniak	3	0	4	4	0	1	0	0	0	Eric Nystrom	3	2	0	2	2	3	0	0	0
Jay Bouwmeester	3	2	1	3	4	2	1	0	0	Ryan Garbutt	2	1	1	2	5	2	0	0	0
Roman Cervenka	3	1	2	3	0	-1	0	0	0	Cody Eakin	3	1	1	2	11	-2	1	0	0
Curtis Glencross	3	1	2	3	0	-1	0	0	0	Antoine Roussel	3	1	1	2	7	1	0	0	0
Jarome Iginla	3	0	3	3	12	0	0	0	0	Ray Whitney	1	0	2	2	0	2	0	0	0
Jiri Hudler	3	2	0	2	4	-1	2	0	0	Jamie Oleksiak	2	0	2	2	0	2	0	0	0
T.J. Brodie	3	0	2	2	0	0	0	0	0	Michael Ryder	2	0	2	2	0	-1	0	0	0
Dennis Wideman	3	0	2	2	4	2	0	0	0	Jamie Benn	3	0	2	2	0	-2	0	0	0
Steve Begin	1	1	0	1	5	1	0	0	0	Jaromir Jagr	3	0	2	2	2	-4	0	0	0
Roman Horak	1	1	0	1	0	0	0	0	0	Derek Roy	3	0	2	2	0	0	0	0	0
Matt Stajan	3	1	0	1	2	2	0	0	0	Erik Cole	1	1	0	1	0	0	0	0	0
Blair Jones	1	0	1	1	0	1	0	0	0	Reilly Smith	3	1	0	1	0	0	0	0	0
Chris Butler	3	0	1	1	4	-1	0	0	0	Jordie Benn	1	0	1	1	2	1	0	0	0
Blake Comeau	3	0	1	1	0	0	0	0	0	Kari Lehtonen	1	0	1	1	0	0	0	0	0
Mark Giordano	3	0	1	1	2	1	0	0	0	Vernon Fiddler	3	0	1	1	0	3	0	0	0
Anton Babchuk	1	0	0	0	0	-2	0	0	0	Alex Goligoski	3	0	1	1	2	-1	0	0	0
Mikael Backlund	1	0	0	0	0	-1	0	0	0	Stephane Robidas	3	0	1	1	2	2	0	0	0
Paul Byron	1	0	0	0	0	-1	0	0	0	Philip Larsen	1	0	0	0	0	-1	0	0	0
Leland Irving	1	0	0	0	0	0	0	0	0	Richard Bachman	2	0	0	0	0	0	0	0	0
Brian McGrattan	1	0	0	0	0	-1	0	0	0	Aaron Rome	2	0	0	0	0	-4	0	0	0
Cory Sarich	1	0	0	0	0	-1	0	0	0	Trevor Daley	3	0	0	0	4	-1	0	0	0
Derek Smith	1	0	0	0	0	-1	0	0	0	Brenden Dillon	3	0	0	0	2	2	0	0	0
Joey MacDonald	2	0	0	0	0	0	0	0	0										
Tim Jackman	3	0	0	0	0	0	0	0	0										
TOTALS	3	14	26	40	39	0	5	0	1	TOTALS	3	11	21	32	41	-1	2	0	0

Goaltenders	GP	MP	GA	EN	SO	SVS	AVG	SAVE %
Joey MacDonald (1-1-0-0)	2	119	7	0	0	47	3.54	87.0
Leland Irving (1-0-0-0)	1	60	4	0	0	30	4.00	88.2
TOTALS	4	247	12	1	0	118	3.16	90.1

Goaltenders	GP	MP	GA	EN	SO	SVS	AVG	SAVE %
Kari Lehtonen (1-0-0-0)	1	60	3	0	0	16	3.00	84.2
Richard Bachman (0-2-0-0)	2	118	10	1	0	38	5.08	79.2
TOTALS	3	180	13	1	0	54	4.67	79.4

POWER-PLAY	HOME			ROAD			OVERALL			
	ADV	PPG	PCT	ADV	PPG	PCT	ADV	PPG	PP %	PK %
CALGARY	2	2	100.0	9	3	33.3	11	5	45.5	80.0
Dallas	4	2	50.0	6	0	0.0	10	2	20.0	54.5

PENALTY SHOT: Dallas: Antoine Roussel, unsuccessful vs. Joey MacDonald, Mar. 18, 2013 at 8:24 of the 1st period.

ALL-TIME: 69-55-25-6: at Calgary 29-16-10-3; at Atlanta 12-3-4; at Dallas 12-17-6-3; at Minnesota 16-19-5 48-43-19-6 since Calgary; at Calgary 29-16-10-3; at Dallas 12-17-6-3; at Minnesota 7-10-3

LAST WIN: in CALGARY Feb. 13, 2013 in Dallas Feb. 17, 2013



FLAMES vs. DETROIT



DATE	TEAMS					ATTND.	WINNING GOAL	GOALTENDERS
Feb. 5, 2013	CALGARY	4	AT	Detroit	1	20066	Curtis Glencross	Kiprusoff / Irving - Howard
Mar. 13, 2013	Detroit	2	AT	CALGARY	5	19289	Lee Stempniak	Gustavsson - Kiprusoff
Apr. 17, 2013	Detroit	2	AT	CALGARY	3	19289	Steve Begin	Howard - Kiprusoff

	GP	W	L	OTL	SHOL	PTS	GF	GA	PPG	SHG	PEN	PIM
CALGARY	3	3	0	0	0	6	12	5	3	1	12	27
Detroit	3	0	3	0	0	0	5	12	2	0	9	21

GOALS AND SHOTS BY PERIODS

	1st	2nd	3rd	OT	TOTALS	PCT
CALGARY	5 - 25	1 - 16	6 - 21	0 - 0	12 - 62	19.4
Detroit	1 - 33	3 - 33	1 - 36	0 - 0	5 - 102	4.9

CALGARY	GP	G	A	PTS	PIM	+/−	PPG	SHG	ENG	DETROIT	GP	G	A	PTS	PIM	+/−	PPG	SHG	EN
Michael Cammalleri	3	0	4	4	0	1	0	0	0	Johan Franzen	3	2	0	2	0	0	1	0	0
Curtis Glencross	3	2	1	3	4	3	1	0	0	Gustav Nyquist	2	1	1	2	0	1	0	0	0
Lee Stempniak	3	2	1	3	0	5	0	0	0	Niklas Kronwall	3	1	1	2	0	-3	0	0	0
Alex Tanguay	2	1	2	3	0	1	1	0	0	Kyle Quincey	3	0	2	2	2	-2	0	0	0
Dennis Wideman	3	1	2	3	4	2	0	0	0	Valtteri Filppula	3	1	0	1	0	-2	1	0	0
Matt Stajan	3	0	3	3	2	5	0	0	0	Joakim Andersson	2	0	1	1	0	1	0	0	0
Steve Begin	3	2	0	2	5	0	0	1	0	Brendan Smith	2	0	1	1	2	0	0	0	0
Jay Bouwmeester	2	1	0	1	2	2	0	0	0	Daniel Cleary	3	0	1	1	6	0	0	0	0
Blake Comeau	2	1	0	1	0	1	0	0	0	Pavel Datsyuk	3	0	1	1	0	-5	0	0	0
Jarome Iginla	2	1	0	1	0	0	0	0	0	Henrik Zetterberg	3	0	1	1	0	-3	0	0	0
Mark Giordano	3	1	0	1	2	2	1	0	0	Todd Bertuzzi	1	0	0	0	0	-1	0	0	0
Sven Baertschi	1	0	1	1	0	1	0	0	0	Danny DeKeyser	1	0	0	0	0	0	0	0	0
Roman Horak	1	0	1	1	0	1	0	0	0	Jonas Gustavsson	1	0	0	0	0	0	0	0	0
Cory Sarich	1	0	1	1	0	1	0	0	0	Kent Huskins	1	0	0	0	0	0	0	0	0
Mikael Backlund	3	0	1	1	0	-1	0	0	0	Tomas Tatar	1	0	0	0	2	-1	0	0	0
Brett Carson	1	0	0	0	0	0	0	0	0	Jordin Tootoo	1	0	0	0	5	0	0	0	0
Roman Cervenka	1	0	0	0	0	0	0	0	0	Ian White	1	0	0	0	0	0	0	0	0
Ben Hanowski	1	0	0	0	0	0	0	0	0	Patrick Eaves	2	0	0	0	0	-2	0	0	0
Leland Irving	1	0	0	0	0	0	0	0	0	Jimmy Howard	2	0	0	0	0	0	0	0	0
Blair Jones	1	0	0	0	0	0	0	0	0	Jakub Kindl	2	0	0	0	0	-3	0	0	0
Brian McGrattan	1	0	0	0	0	0	0	0	0	Brian Lashoff	2	0	0	0	0	-3	0	0	0
Maxwell Reinhart	1	0	0	0	0	0	0	0	0	Justin Abdelkader	3	0	0	0	2	-1	0	0	0
Tim Jackman	2	0	0	0	0	-1	0	0	0	Damien Brunner	3	0	0	0	0	-1	0	0	0
Derek Smith	2	0	0	0	0	0	0	0	0	Cory Emmerton	3	0	0	0	0	-2	0	0	0
T.J. Brodie	3	0	0	0	0	6	0	0	0	Jonathan Ericsson	3	0	0	0	2	-1	0	0	0
Chris Butler	3	0	0	0	2	-1	0	0	0	Drew Miller	3	0	0	0	0	-2	0	0	0
Jiri Hudler	3	0	0	0	4	1	0	0	0	TOTALS	3	5	9	14	21	-30	2	0	0
Mikha Kiprusoff	3	0	0	0	0	0	0	0	0										
TOTALS	3	12	17	29	27	29	3	1	0										

Goaltenders	GP	MP	GA	EN	SO	SVS	AVG	SAVE %
Leland Irving (0-0-0-0)	1	20	0	0	0	6	0.00	100.0
Mikha Kiprusoff (3-0-0-0)	3	160	5	0	0	91	1.88	94.8
TOTALS	3	180	5	0	0	97	1.67	95.1

Goaltenders	GP	MP	GA	EN	SO	SVS	AVG	SAVE %
Jimmy Howard (0-2-0-0)	2	119	7	0	0	33	3.53	82.5
Jonas Gustavsson (0-1-0-0)	1	60	5	0	0	17	5.00	77.3
TOTALS	3	180	12	0	0	50	4.00	80.6

POWER-PLAY	HOME			ROAD			OVERALL			
	ADV	PPG	PCT	ADV	PPG	PCT	ADV	PPG	PP %	PK %
CALGARY	3	1	33.3	5	2	40.0	8	3	37.5	81.8
Detroit	7	1	14.3	4	1	25.0	11	2	18.2	62.5

PENALTY SHOT: CALGARY: Jarome Iginla, unsuccessful vs. Jimmy Howard, Feb. 5, 2013 at 13:12 of the 2nd period.
 CALGARY: Mikael Backlund, unsuccessful vs. Jonas Gustavsson, Mar. 13, 2013 at 12:17 of the 3rd period.

ALL-TIME: 66-64-16-4: at Calgary 31-22-4-2; at Atlanta 11-4-2; at Detroit 24-38-10-2; 50-51-11-4 since Calgary; at Calgary 31-22-4-2; at Detroit 19-29-7-2

LAST WIN: in CALGARY Apr. 17, 2013 in Detroit Feb. 5, 2013



FLAMES vs. EDMONTON



DATE	TEAMS					ATTND.	WINNING GOAL	GOALTENDERS
Jan. 26, 2013	Edmonton	3	AT	CALGARY	4	19289	Lee Stempniak	Dubnyk - Kiprusoff
Apr. 1, 2013	CALGARY	1	AT	Edmonton	4	16839	Taylor Hall	Kiprusoff / MacDonald - Dubnyk
Apr. 3, 2013	Edmonton	8	AT	CALGARY	2	19289	Nail Yakupov	Dubnyk - MacDonald
Apr. 13, 2013	CALGARY	4	AT	Edmonton	1	16839	Dennis Wideman	MacDonald - Khabibulin

	GP	W	L	OTL	SHOL	PTS	GF	GA	PPG	SHG	PEN	PIM
CALGARY	4	2	2	0	0	4	11	16	2	0	21	59
Edmonton	4	2	2	0	0	4	16	11	5	0	21	51

GOALS AND SHOTS BY PERIODS

	1st	2nd	3rd	OT	TOTALS	PCT
CALGARY	5 - 42	4 - 38	2 - 48	0 - 0	11 - 128	8.6
Edmonton	7 - 41	4 - 38	5 - 29	0 - 0	16 - 108	14.8

CALGARY	GP	G	A	PTS	PIM	+/-	PPG	SHG	ENG	EDMONTON	GP	G	A	PTS	PIM	+/-	PPG	SHG	EN
Lee Stempniak	4	1	3	4	0	3	1	0	0	Taylor Hall	4	2	7	9	0	3	1	0	0
Tim Jackman	3	0	3	3	19	1	0	0	0	Justin Schultz	4	2	4	6	0	1	1	0	0
Matt Stajan	3	2	0	2	0	-1	0	0	0	Jordan Eberle	4	3	2	5	4	3	1	0	0
Mikael Backlund	4	2	0	2	2	0	0	0	0	Ryan Nugent-Hopkins	4	1	4	5	2	2	1	0	0
Jay Bouwmeester	1	1	1	2	0	2	0	0	0	Nail Yakupov	4	3	1	4	2	2	1	0	0
Sven Baertschi	2	1	1	2	0	2	0	0	0	Sam Gagner	4	2	1	3	0	1	0	0	0
Curtis Glencross	3	1	1	2	4	-1	0	0	0	Ryan Jones	3	1	2	3	5	4	0	0	0
Dennis Wideman	4	1	1	2	0	-1	1	0	0	Ryan Whitney	4	1	2	3	7	1	0	0	0
T.J. Brodie	4	0	2	2	0	-1	0	0	0	Lennart Petrell	4	1	1	2	0	0	0	0	0
Jiri Hudler	4	0	2	2	2	-3	0	0	0	Shawn Horcoff	4	0	2	2	4	2	0	0	0
Maxwell Reinhart	1	1	0	1	2	1	0	0	0	Ales Hemsky	3	0	1	1	0	0	0	0	0
Brian McGrattan	2	1	0	1	2	-1	0	0	0	Jeff Petry	4	0	1	1	2	-2	0	0	0
Jarome Iginla	1	0	1	1	2	1	0	0	0	Ryan Smyth	4	0	1	1	2	-2	0	0	0
Steve Begin	3	0	1	1	5	-2	0	0	0	Eric Belanger	1	0	0	0	4	1	0	0	0
Alex Tanguay	3	0	1	1	0	-1	0	0	0	Mark Fistric	1	0	0	0	0	0	0	0	0
Michael Cammalleri	4	0	1	1	4	0	0	0	0	Darcy Hordichuk	1	0	0	0	2	-1	0	0	0
Mark Giordano	4	0	1	1	2	0	0	0	0	Nikolai Khabibulin	1	0	0	0	0	0	0	0	0
Akim Aliu	1	0	0	0	0	0	0	0	0	Jerred Smithson	1	0	0	0	0	-1	0	0	0
Anton Babchuk	1	0	0	0	0	-1	0	0	0	Mike Brown	3	0	0	0	7	-2	0	0	0
Brett Carson	1	0	0	0	0	0	0	0	0	Devan Dubnyk	3	0	0	0	0	0	0	0	0
Blair Jones	1	0	0	0	2	0	0	0	0	Corey Potter	3	0	0	0	0	5	0	0	0
Ben Street	1	0	0	0	0	-1	0	0	0	Magnus Paajarvi	4	0	0	0	4	-4	0	0	0
Blake Comeau	2	0	0	0	4	0	0	0	0	Nick Schultz	4	0	0	0	2	0	0	0	0
Roman Horak	2	0	0	0	0	0	0	0	0	Ladislav Smid	4	0	0	0	4	-2	0	0	0
Mikikka Kiprusoff	2	0	0	0	0	0	0	0	0										
Derek Smith	2	0	0	0	0	-1	0	0	0										
Chris Butler	3	0	0	0	7	0	0	0	0										
Joey MacDonald	3	0	0	0	0	0	0	0	0										
Roman Cervenka	4	0	0	0	0	-4	0	0	0										
Cory Sarich	4	0	0	0	2	-2	0	0	0										
TOTALS	4	11	19	30	59	-10	2	0	0	TOTALS	4	16	29	45	51	11	5	0	0

Goaltenders	GP	MP	GA	EN	SO	SVS	AVG	SAVE %
Joey MacDonald (1-1-0-0)	3	163	10	0	0	72	3.67	87.8
Mikikka Kiprusoff (3-0-0-0)	2	76	6	0	0	20	4.73	76.9
TOTALS	4	240	16	0	0	92	4.00	85.2

Goaltenders	GP	MP	GA	EN	SO	SVS	AVG	SAVE %
Devan Dubnyk (2-1-0-0)	3	178	7	0	0	83	2.36	92.2
Nikolai Khabibulin (0-1-0-0)	1	60	4	0	0	34	4.00	89.5
TOTALS	4	240	11	0	0	117	2.75	91.4

	POWER-PLAY			HOME			ROAD			OVERALL			
	ADV	PPG	PCT	ADV	PPG	PCT	ADV	PPG	PCT	ADV	PPG	PP %	PK %
CALGARY	7	1	14.3	6	1	16.7	13	2	15.4	58.3			
Edmonton	9	5	55.6	3	0	0.0	12	5	41.7	84.6			

ALL-TIME: 106-86-19-3: at Calgary 61-34-9-1; at Atlanta 1-1-0; at Edmonton 44-51-10-2; 104-85-18-3 since Calgary; at Calgary 61-34-9-1; at Edmonton 43-51-9-2

LAST WIN: in CALGARY Jan. 26, 2013 in Edmonton Apr. 13, 2013



FLAMES vs. LOS ANGELES



DATE	TEAMS					ATTND.	WINNING GOAL	GOALTENDERS
Feb. 20, 2013	Los Angeles	3	AT	CALGARY	1	19289	Trevor Lewis	Bernier - MacDonald
Mar. 9, 2013	CALGARY	2	AT	Los Angeles	6	18248	Trevor Lewis	Kiprusoff / MacDonald - Quick
Mar. 11, 2013	CALGARY	1	AT	Los Angeles	3	18118	Jarret Stoll	MacDonald - Quick

	GP	W	L	OTL	SHOL	PTS	GF	GA	PPG	SHG	PEN	PIM
CALGARY	3	0	3	0	0	0	4	12	1	0	7	25
Los Angeles	3	3	0	0	0	6	12	4	1	0	15	33

GOALS AND SHOTS BY PERIODS

	1st	2nd	3rd	OT	TOTALS	PCT
CALGARY	3 - 23	0 - 21	1 - 26	0 - 0	4 - 70	5.7
Los Angeles	7 - 29	1 - 25	4 - 25	0 - 0	12 - 79	15.2

CALGARY	GP	G	A	PTS	PIM	+/-	PPG	SHG	ENG	LOS ANGELES	GP	G	A	PTS	PIM	+/-	PPG	SHG	EN
Alex Tanguay	3	1	1	2	0	0	0	0	0	Dustin Brown	3	3	1	4	0	4	1	0	1
Jarome Iginla	3	0	2	2	2	-2	0	0	0	Slava Voynov	3	0	4	4	4	3	0	0	0
Mikael Backlund	2	1	0	1	0	0	0	0	0	Jeff Carter	3	2	1	3	0	2	1	0	0
T.J. Brodie	3	1	0	1	0	-2	0	0	0	Anze Kopitar	3	1	2	3	2	5	0	0	0
Michael Cammalleri	3	1	0	1	2	-5	1	0	0	Jake Muzzin	3	1	2	3	0	3	0	0	0
Mark Giordano	3	0	1	1	2	0	0	0	0	Justin Williams	3	1	2	3	2	4	0	0	0
Jiri Hudler	3	0	1	1	0	-3	0	0	0	Trevor Lewis	3	2	0	2	2	2	0	0	0
Matt Stajan	3	0	1	1	0	-1	0	0	0	Colin Fraser	3	1	1	2	2	1	0	0	0
Dennis Wideman	3	0	1	1	0	-1	0	0	0	Rob Scuderi	3	0	2	2	0	4	0	0	0
Curtis Glencross	1	0	0	0	0	-1	0	0	0	Jarret Stoll	3	1	0	1	2	0	0	0	0
Roman Horak	1	0	0	0	0	1	0	0	0	Kyle Clifford	3	0	1	1	7	1	0	0	0
Milikka Kiprusoff	1	0	0	0	0	0	0	0	0	Jordan Nolan	3	0	1	1	2	1	0	0	0
Cory Sarich	1	0	0	0	0	-1	0	0	0	Dustin Penner	3	0	1	1	0	-1	0	0	0
Brian McGrattan	2	0	0	0	10	-1	0	0	0	Mike Richards	3	0	1	1	2	1	0	0	0
Derek Smith	2	0	0	0	0	-3	0	0	0	Jonathan Bernier	1	0	0	0	0	0	0	0	0
Steve Begin	3	0	0	0	0	-2	0	0	0	Davis Drewiske	1	0	0	0	2	1	0	0	0
Jay Bouwmeester	3	0	0	0	0	-2	0	0	0	Alec Martinez	2	0	0	0	0	-1	0	0	0
Chris Butler	3	0	0	0	2	-5	0	0	0	Jonathan Quick	2	0	0	0	0	0	0	0	0
Roman Cervinka	3	0	0	0	0	-2	0	0	0	Drew Doughty	3	0	0	0	2	3	0	0	0
Blake Comeau	3	0	0	0	0	-3	0	0	0	Keaton Ellerby	3	0	0	0	2	1	0	0	0
Tim Jackman	3	0	0	0	5	-2	0	0	0	Dwight King	3	0	0	0	0	1	0	0	0
Joey MacDonald	3	0	0	0	0	0	0	0	0	Team					2				
Lee Stempniak	3	0	0	0	0	-1	0	0	0										
Team					2														
TOTALS	3	4	7	11	25	-36	1	0	0	TOTALS	3	12	19	31	33	35	2	0	1
Goaltenders	GP	MP	GA	EN	SO	SVS	AVG	SAVE %		Goaltenders	GP	MP	GA	EN	SO	SVS	AVG	SAVE %	
Joey MacDonald (0-2-0-0)	3	130	5	1	0	51	2.31	91.1		Jonathan Bernier (1-0-0-0)	1	60	1	0	0	26	1.00	96.3	
Milikka Kiprusoff (0-1-0-0)	1	48	6	0	0	16	7.44	72.7		Jonathan Quick (2-0-0-0)	2	120	3	0	0	40	1.50	93.0	
TOTALS	3	180	11	1	0	67	4.00	84.8		TOTALS	3	180	4	0	0	66	1.33	94.3	

POWER-PLAY	HOME			ROAD			OVERALL			
	ADV	PPG	PCT	ADV	PPG	PCT	ADV	PPG	PP %	PK %
CALGARY	4	0	0.0	8	1	12.5	12	1	8.3	33.3
Los Angeles	1	0	0.0	2	2	100.0	3	2	66.7	91.7

**ALL-TIME: 109-82-21-4; at Calgary 57-25-8-1; at Atlanta 8-6-4;
at Los Angeles 44-51-9-3; 97-65-15-4 since Calgary; at Calgary 57-25-8-1;
at Los Angeles 40-40-7-3**

LAST WIN: in CALGARY Oct. 10, 2010 in Los Angeles Feb. 18, 2012



FLAMES vs. MINNESOTA



DATE	TEAMS			ATTND.	WINNING GOAL		GOALTENDERS
Feb.11, 2013	Minnesota	2	AT CALGARY	1SHO	19289	Mikko Koivu	Backstrom - Irving
Feb. 23, 2013	Minnesota	1	AT CALGARY	3	19289	Matt Stajan	Backstrom - MacDonald
Feb. 26, 2013	CALGARY	1	AT Minnesota	2OT	18703	Zach Parise at 0:27	MacDonald - Backstrom
Apr. 15, 2013	Minnesota	4	AT CALGARY	3	19289	Jason Pominville	Backstrom - MacDonald
Apr. 21, 2013	CALGARY	4	AT Minnesota	1	19039	Mikael Backlund	MacDonald - Backstrom

	GP	W	L	OTL	SHOL	PTS	GF	GA	PPG	SHG	PEN	PIM
CALGARY	5	2	1	1	1	6	12	9	4	0	20	53
Minnesota	5	3	2	0	0	6	9	12	1	0	18	52

GOALS AND SHOTS BY PERIODS

	1st	2nd	3rd	OT	TOTALS	PCT
CALGARY	3 - 42	1 - 36	8 - 40	0 - 1	12 - 119	10.1
Minnesota	3 - 50	2 - 51	3 - 44	1 - 2	9 - 147	6.1

CALGARY	GP	G	A	PTS	PIM	+/-	PPG	SHG	ENG	MINNESOTA	GP	G	A	PTS	PIM	+/-	PPG	SHG	EN
Michael Cammalleri	4	1	3	4	4	0	1	0	0	Ryan Suter	5	0	4	4	4	4	0	0	0
Jiri Hudler	5	3	0	3	0	-1	1	0	1	Zach Parise	5	2	1	3	2	-4	1	0	0
Alex Tanguay	3	2	0	2	2	0	1	0	0	Mikko Koivu	5	1	2	3	0	-3	0	0	0
Matt Stajan	4	2	0	2	2	2	0	0	1	Devin Setoguchi	5	0	3	3	2	2	0	0	0
Mark Cundari	1	1	1	2	0	1	1	0	0	Jason Pominville	2	2	0	2	0	1	0	0	0
Mikael Backlund	2	1	1	2	0	1	0	0	0	Pierre-Marc Bouchard	5	1	1	2	0	3	0	0	0
Sven Baertschi	4	1	1	2	0	1	0	0	0	Kyle Brodziak	5	1	1	2	0	1	0	0	0
Jay Bouwmeester	3	0	2	2	2	1	0	0	0	Charlie Coyle	5	1	1	2	9	1	0	0	0
Roman Cervenka	3	0	2	2	2	0	0	0	0	Jason Zucker	4	1	0	1	6	2	0	0	0
T.J. Brodie	5	0	2	2	2	-2	0	0	0	Jonas Brodin	5	0	1	1	4	4	0	0	0
Mark Giordano	5	0	2	2	8	2	0	0	0	Matt Cullen	5	0	1	1	0	1	0	0	0
Ben Hanowski	2	1	0	1	0	1	0	0	0	Tom Gilbert	5	0	1	1	4	-2	0	0	0
Roman Horak	2	0	1	1	0	0	0	0	0	Brett Clark	2	0	0	0	0	-3	0	0	0
Maxwell Reinhart	2	0	1	1	0	-2	0	0	0	Justin Falk	2	0	0	0	0	0	0	0	0
Jarome Iginla	3	0	1	1	0	-1	0	0	0	Zenon Konopka	2	0	0	0	0	0	0	0	0
Curtis Glencross	4	0	1	1	2	1	0	0	0	Nate Prosser	2	0	0	0	0	0	0	0	0
Chris Butler	5	0	1	1	2	0	0	0	0	Cal Clutterbuck	3	0	0	0	0	0	0	0	0
Lee Stempniak	5	0	1	1	2	1	0	0	0	Mikael Granlund	3	0	0	0	2	0	0	0	0
Akim Aliu	1	0	0	0	10	0	0	0	0	Dany Heatley	3	0	0	0	0	-3	0	0	0
Paul Byron	1	0	0	0	0	0	0	0	0	Torrey Mitchell	4	0	0	0	2	-2	0	0	0
Leland Irving	1	0	0	0	0	0	0	0	0	Mike Rupp	4	0	0	0	10	0	0	0	0
Blair Jones	1	0	0	0	0	0	0	0	0	Jared Spurgeon	4	0	0	0	2	-2	0	0	0
Brett Carson	2	0	0	0	0	-1	0	0	0	Niklas Backstrom	5	0	0	0	0	0	0	0	0
Derek Smith	2	0	0	0	0	1	0	0	0	Clayton Stoner	5	0	0	0	5	-1	0	0	0
Ben Street	2	0	0	0	0	0	0	0	0										
Blake Comeau	3	0	0	0	2	0	0	0	0										
Cory Sarich	3	0	0	0	5	-1	0	0	0										
Steve Begin	4	0	0	0	0	-1	0	0	0										
Joey MacDonald	4	0	0	0	0	0	0	0	0										
Dennis Wideman	4	0	0	0	4	-1	0	0	0										
Tim Jackman	5	0	0	0	4	-1	0	0	0										
TOTALS	5	12	20	32	53	1	4	0	2	TOTALS	5	9	16	25	52	-1	1	0	0
Goaltenders	GP	MP	GA	EN	SO	SVS	AVG	SAVE %		Goaltenders	GP	MP	GA	EN	SO	SVS	AVG	SAVE %	
Leland Irving (0-0-0-1)	1	65	1	0	0	23	0.92	95.8		Niklas Backstrom (3-2-0-0)	5	304	10	2	0	107	1.98	91.5	
Mikika Kiprusoff (2-1-1-0)	4	239	8	0	0	115	2.01	93.5											
TOTALS	6	365	11	1	0	150	1.97	92.6		TOTALS	5	306	10	2	0	107	2.35	89.9	

	POWER-PLAY			HOME			ROAD			OVERALL			
	ADV	PPG	PCT	ADV	PPG	PCT	ADV	PPG	PCT	ADV	PPG	PP %	PK %
CALGARY	6	0	0.0	10	4	40.0	16	4	25.0	16	4	25.0	94.4
Minnesota	8	0	0.0	10	1	10.0	18	1	5.6	18	1	5.6	75.0

SHOOTOUT: FEB. 11, 2013 CALGARY: 1 - 3 JONES, HUDLER (G), TANGUAY
Minnesota: 2 - 2 Parise (G), Koivu (G)

ALL-TIME: 41-20-4-9: at Calgary 23-7-3-4; Minnesota 18-13-1-5

LAST WIN: in CALGARY Feb. 23, 2013 in Minnesota Apr. 21, 2013



FLAMES vs. NASHVILLE



DATE	TEAMS				ATTND.	WINNING GOAL	GOALTENDERS	
Mar. 15, 2013	Nashville	3	AT	CALGARY	6	19289	Curtis Glencross	Rinne / Mason - Kiprusoff
Mar. 21, 2013	CALGARY	3	AT	Nashville	5	17113	Nick Spaling	Kiprusoff - Rinne
Apr. 23, 2013	CALGARY	3	AT	Nashville	4	17113	Matt Halischuk	Kiprusoff - Rinne

	GP	W	L	OTL	SHOL	PTS	GF	GA	PPG	SHG	PEN	PIM
CALGARY	3	1	2	0	0	2	12	12	2	2	12	37
Nashville	3	2	1	0	0	4	12	12	3	0	10	23

	1st	2nd	3rd	OT	TOTALS	PCT
CALGARY	5 - 22	2 - 22	5 - 18	0 - 0	12 - 62	19.4
Nashville	3 - 26	4 - 27	5 - 22	0 - 0	12 - 75	16.0

CALGARY	GP	G	A	PTS	PIM	+/-	PPG	SHG	ENG	NASHVILLE	GP	G	A	PTS	PIM	+/-	PPG	SHG	EN
Curtis Glencross	2	3	1	4	0	2	0	0	1	Roman Josi	3	0	5	5	2	-2	0	0	0
Mark Giordano	3	2	1	3	2	4	0	1	0	Mike Fisher	2	3	0	3	0	1	0	0	0
Matt Stajan	2	0	3	3	0	3	0	0	0	Nick Spaling	3	2	1	3	0	1	1	0	0
Lee Stempniak	2	0	3	3	2	3	0	0	0	Martin Erat	2	1	2	3	0	0	1	0	0
Roman Cervenka	1	2	0	2	0	1	0	0	0	Kevin Klein	3	0	3	3	0	1	0	0	0
Blake Comeau	2	2	0	2	0	2	0	1	0	Shea Weber	3	0	3	3	2	-3	0	0	0
Jiri Hudler	3	1	1	2	0	-1	1	0	0	David Legwand	3	2	0	2	0	-1	0	0	0
Sven Baertschi	1	0	2	2	0	0	0	0	0	Matt Halischuk	3	1	1	2	2	-1	0	0	0
Michael Cammalleri	2	0	2	2	0	-1	0	0	0	Bobby Butler	3	0	2	2	0	-2	0	0	0
Alex Tanguay	2	0	2	2	0	-1	0	0	0	Austin Watson	1	1	0	1	0	1	0	0	0
Chris Butler	3	0	2	2	0	1	0	0	0	Gabriel Bourque	2	1	0	1	0	-3	1	0	0
Jarome Iginla	2	1	0	1	0	-2	1	0	0	Brandon Yip	2	1	0	1	2	1	0	0	0
T.J. Brodie	3	1	0	1	2	-4	0	0	0	Filip Forsberg	1	0	1	1	0	1	0	0	0
Paul Byron	1	0	1	1	0	0	0	0	0	Craig Smith	2	0	1	1	0	-1	0	0	0
Mark Cundari	1	0	1	1	2	-1	0	0	0	Victor Bartley	3	0	1	1	2	1	0	0	0
Mikael Backlund	2	0	1	1	4	1	0	0	0	Rich Clune	3	0	1	1	11	2	0	0	0
Jay Bouwmeester	2	0	1	1	0	-2	0	0	0	Chris Mueller	3	0	1	1	0	-2	0	0	0
Dennis Wideman	3	0	1	1	0	4	0	0	0	Daniel Bang	1	0	0	0	0	0	0	0	0
Akim Aliu	1	0	0	0	4	-1	0	0	0	Taylor Beck	1	0	0	0	0	-1	0	0	0
Anton Babchuk	1	0	0	0	0	2	0	0	0	Zach Boychuk	1	0	0	0	2	0	0	0	0
Carter Bankcs	1	0	0	0	0	0	0	0	0	Hal Gill	1	0	0	0	0	1	0	0	0
Ben Hanowski	1	0	0	0	0	0	0	0	0	Scott Hannan	1	0	0	0	0	-1	0	0	0
Roman Horak	1	0	0	0	0	0	0	0	0	Kevin Henderson	1	0	0	0	0	0	0	0	0
Blair Jones	1	0	0	0	0	-1	0	0	0	Chris Mason	1	0	0	0	0	0	0	0	0
Maxwell Reinhart	1	0	0	0	0	0	0	0	0	Jonathon Blum	2	0	0	0	0	1	0	0	0
Cory Sarich	1	0	0	0	0	-2	0	0	0	Ryan Ellis	2	0	0	0	0	0	0	0	0
Derek Smith	1	0	0	0	4	0	0	0	0	Sergei Kostitsyn	2	0	0	0	0	1	0	0	0
Ben Street	1	0	0	0	0	1	0	0	0	Pekka Rinne	3	0	0	0	0	0	0	0	0
Steve Begin	2	0	0	0	5	-2	0	0	0										
Tim Jackman	2	0	0	0	0	-2	0	0	0										
Mikha Kiprusoff	3	0	0	0	0	0	0	0	0										
Brian McGrattan	3	0	0	0	10	-2	0	0	0										
Team					2														
TOTALS	3	12	22	34	37	2	2	2	1	TOTALS	3	12	22	34	23	-5	3	0	0
Goaltenders	GP	MP	GA	EN	SO	SVS	AVG	SAVE %		Goaltenders	GP	MP	GA	EN	SO	SVS	AVG	SAVE %	
Mikha Kiprusoff (1-2-0-0)	3	176	12	0	0	63	4.09	84.0		Chris Mason (0-1-0-0)	1	51	3	1	0	16	3.54	84.2	
										Pekka Rinne (2-0-0-0)	3	127	8	0	0	34	3.77	81.0	
TOTALS	3	180	12	0	0	63	4.00	84.0		TOTALS	3	180	11	1	0	50	4.00	80.6	

POWER-PLAY	HOME			ROAD			OVERALL			
	ADV	PPG	PCT	ADV	PPG	PCT	ADV	PPG	PP %	PK %
CALGARY	3	1	33.3	4	1	25.0	7	2	28.6	66.7
Nashville	2	1	50.0	7	2	28.6	9	3	33.3	71.4

ALL-TIME: 25-25-4-2: at Calgary 14-8-3-2; at Nashville 11-17-1-0

LAST WIN: in CALGARY Mar. 15, 2013 in Nashville Feb. 1, 2011



FLAMES vs. PHOENIX



DATE	TEAMS				ATTND.	WINNING GOAL	GOALTENDERS	
Feb. 18, 2013	CALGARY	0	AT	Phoenix	4	17208	Keith Yandle	Taylor - Smith
Feb. 24, 2013	Phoenix	4	AT	CALGARY	5	19289	Curtis Glencross	Smith - MacDonald
Apr. 12, 2013	Phoenix	2	AT	CALGARY	3 OT	19289	Mark Giordano at 4:36	Smith - MacDonald

	GP	W	L	OTL	SHOL	PTS	GF	GA	PPG	SHG	PEN	PIM
CALGARY	3	2	1	0	0	4	8	10	1	0	10	23
Phoenix	3	1	1	1	0	3	10	8	1	0	6	17

GOALS AND SHOTS BY PERIODS

	1st	2nd	3rd	OT	TOTALS	PCT
CALGARY	2 - 24	3 - 39	2 - 20	1 - 3	8 - 86	9.3
Phoenix	2 - 28	2 - 27	6 - 38	0 - 2	10 - 95	10.5

CALGARY	GP	G	A	PTS	PIM	+/-	PPG	SHG	ENG	PHOENIX	GP	G	A	PTS	PIM	+/-	PPG	SHG	EN
Curtis Glencross	3	1	2	3	0	-1	0	0	0	Raffi Torres	2	3	1	4	0	3	0	0	0
Lee Stempniak	3	1	2	3	2	0	1	0	0	Oliver Ekman-Larsson	3	0	4	4	2	5	0	0	0
Jarome Iginla	2	2	0	2	2	-2	0	0	0	Antoine Vermette	3	2	1	3	6	2	0	0	0
Mark Giordano	3	1	1	2	0	-1	0	0	0	Keith Yandle	3	2	0	2	2	0	0	0	0
Mikael Backlund	1	0	2	0	1	0	0	0	0	Mikkel Boedker	3	1	1	2	0	-1	0	0	0
Chris Butler	3	0	2	2	0	2	0	0	0	Shane Doan	3	0	2	2	0	3	0	0	0
Alex Tanguay	3	0	2	2	2	0	0	0	0	David Moss	3	0	2	2	0	-1	0	0	0
Michael Cammalleri	3	1	0	1	2	-2	0	0	0	Nick Johnson	2	1	0	1	0	0	0	0	0
Jiri Hudler	3	1	0	1	4	-1	0	0	0	Michael Stone	2	1	0	1	0	-2	1	0	0
Tim Jackman	3	1	0	1	5	0	0	0	0	Chris Conner	1	0	1	1	0	1	0	0	0
Jay Bouwmeester	2	0	1	1	0	0	0	0	0	Matthew Lombardi	1	0	1	1	0	0	0	0	0
Matt Stajan	2	0	1	1	4	0	0	0	0	Derek Morris	1	0	1	1	0	0	0	0	0
T.J. Brodie	3	0	1	1	0	-2	0	0	0	Radim Vrbata	1	0	1	1	0	1	0	0	0
Roman Cervenka	3	0	1	1	0	0	0	0	0	Paul Bissonnette	3	0	1	1	5	0	0	0	0
Dennis Wideman	3	0	1	1	0	-2	0	0	0	Boyd Gordon	3	0	1	1	0	0	0	0	0
Brett Carson	1	0	0	0	0	0	0	0	0	Zbynek Michalek	3	0	1	1	0	3	0	0	0
Maxwell Reinhart	1	0	0	0	0	0	0	0	0	Alexandre Bolduc	1	0	0	0	0	-1	0	0	0
Derek Smith	1	0	0	0	0	1	0	0	0	Rob Klinkhammer	1	0	0	0	0	0	0	0	0
Danny Taylor	1	0	0	0	0	0	0	0	0	David Rundblad	1	0	0	0	0	0	0	0	0
Sven Baertschi	2	0	0	0	0	-1	0	0	0	David Schlemko	1	0	0	0	0	1	0	0	0
Blake Comeau	2	0	0	0	0	0	0	0	0	Martin Hanzal	2	0	0	0	0	1	0	0	0
Roman Horak	2	0	0	0	0	-2	0	0	0	Rostislav Klesla	2	0	0	0	0	-1	0	0	0
Joey MacDonald	2	0	0	0	0	0	0	0	0	Lauri Korpikoski	2	0	0	0	0	0	0	0	0
Cory Sarich	2	0	0	0	0	-2	0	0	0	Steve Sullivan	2	0	0	0	0	0	0	0	0
Steve Begin	3	0	0	0	2	1	0	0	0	Chris Summers	2	0	0	0	2	-2	0	0	0
TOTALS	4	8	16	24	23	-11	1	0	0	TOTALS	3	10	18	28	17	11	1	0	0

Goaltenders	GP	MP	GA	EN	SO	SVS	AVG	SAVE %
Joey MacDonald (2-0-0-0)	2	125	6	0	0	52	2.89	89.7
Danny Taylor (0-1-0-0)	1	60	4	0	0	33	4.00	89.2
TOTALS	4	185	10	0	0	85	3.24	89.5

Goaltenders	GP	MP	GA	EN	SO	SVS	AVG	SAVE %
Mike Smith (1-1-1-0)	3	184	8	0	1	78	2.61	90.7
TOTALS	3	185	8	0	1	78	2.59	90.7

	POWER-PLAY			HOME			ROAD			OVERALL			
	ADV	PPG	PCT	ADV	PPG	PCT	ADV	PPG	PCT	ADV	PPG	PP %	PK %
CALGARY	4	1	25.0	1	0	0.0	5	1	20.0	87.5			
Phoenix	7	1	14.3	1	0	0.0	8	1	12.5	80.0			

ALL-TIME: 80-66-20-6: at Calgary 46-28-9-2; at Atlanta 2-0-0; at Phoenix 12-13-2-4; at Winnipeg 20-25-9; 76-66-20-6 since Calgary; at Calgary 46-28-9-2; at Phoenix 12-13-2-4; at Winnipeg 18-25-9

LAST WIN: in CALGARY Apr. 12, 2013 in Phoenix Mar. 1, 2012



FLAMES vs. SAN JOSE



DATE	TEAMS					ATTND.	WINNING GOAL	GOALTENDERS
Jan. 20, 2013	San Jose	4	AT	CALGARY	1	19289	Martin Havlat	Niemi - Kiprusoff
Mar. 6, 2013	San Jose	1	AT	CALGARY	4	19289	Blake Comeau	Greiss - Kiprusoff
Apr. 5, 2013	CALGARY	1	AT	San Jose	2	17562	Joe Pavelski	Kiprusoff - Niemi

	GP	W	L	OTL	SHOL	PTS	GF	GA	PPG	SHG	PEN	PIM
CALGARY	3	1	2	0	0	2	6	7	2	1	13	26
San Jose	3	2	1	0	0	4	7	6	2	0	8	16

GOALS AND SHOTS BY PERIODS

	1st	2nd	3rd	OT	TOTALS	PCT
CALGARY	3 - 35	0 - 23	3 - 24	0 - 0	6 - 82	7.3
San Jose	0 - 34	4 - 30	3 - 39	0 - 0	7 - 103	6.8

CALGARY	GP	G	A	PTS	PIM	+/-	PPG	SHG	ENG	SAN JOSE	GP	G	A	PTS	PIM	+/-	PPG	SHG	EN
Mikael Backlund	2	1	1	2	2	0	1	0	0	Joe Pavelski	3	1	3	4	0	1	0	0	0
Jarome Iginla	2	1	1	2	0	1	0	0	0	Dan Boyle	3	2	1	3	0	2	1	0	0
Lee Stempniak	3	1	1	2	2	-2	1	0	0	Joe Thornton	3	1	2	3	0	1	0	0	0
Jay Bouwmeester	2	0	2	2	2	-1	0	0	0	Logan Couture	3	0	3	3	2	0	0	0	0
Roman Cervenka	2	1	0	1	2	2	0	0	0	Patrick Marleau	3	2	0	2	0	1	1	0	0
Blake Comeau	2	1	0	1	2	1	0	0	0	Martin Havlat	2	1	0	1	4	1	0	0	0
Curtis Glencross	3	1	0	1	2	-1	0	1	1	Brent Burns	1	0	1	1	0	1	0	0	0
T.J. Brodie	2	0	1	1	2	0	0	0	0	Matt Tennyson	1	0	1	1	0	1	0	0	0
Jiri Hudler	2	0	1	1	0	1	0	0	0	T.J. Gallardi	3	0	1	1	0	0	0	0	0
Chris Butler	3	0	1	1	2	1	0	0	0	Marc-Edouard Vlasic	3	0	1	1	0	1	0	0	0
Michael Cammalleri	3	0	1	1	2	0	0	0	0	Jason Demers	1	0	0	0	0	-1	0	0	0
Dennis Wideman	3	0	1	1	0	1	0	0	0	Thomas Greiss	1	0	0	0	0	0	0	0	0
Anton Babchuk	1	0	0	0	0	0	0	0	0	Tim Kennedy	1	0	0	0	0	-1	0	0	0
Brett Carson	1	0	0	0	0	0	0	0	0	Frazer McLaren	1	0	0	0	0	0	0	0	0
Sven Baertschi	2	0	0	0	4	0	0	0	0	Justin Braun	2	0	0	0	0	0	0	0	0
Steve Begin	2	0	0	0	0	0	0	0	0	Ryane Clowe	2	0	0	0	0	-1	0	0	0
Mark Giordano	2	0	0	0	0	-2	0	0	0	Scott Gomez	2	0	0	0	2	-1	0	0	0
Roman Horak	2	0	0	0	0	-3	0	0	0	Michal Handzus	2	0	0	0	0	0	0	0	0
Brian McGrattan	2	0	0	0	0	0	0	0	0	Douglas Murray	2	0	0	0	0	-1	0	0	0
Cory Sarich	2	0	0	0	0	-1	0	0	0	Antti Niemi	2	0	0	0	0	0	0	0	0
Derek Smith	2	0	0	0	0	0	0	0	0	James Sheppard	2	0	0	0	0	-1	0	0	0
Tim Jackman	3	0	0	0	0	0	0	0	0	Tommy Wingels	2	0	0	0	0	0	0	0	0
Mikha Kiprusoff	3	0	0	0	0	0	0	0	0	Adam Burish	3	0	0	0	2	0	0	0	0
Matt Stajan	3	0	0	0	2	-2	0	0	0	Andrew Desjardins	3	0	0	0	0	0	0	0	0
Alex Tanguay	3	0	0	0	2	-1	0	0	0	Matt Irwin	3	0	0	0	2	1	0	0	0
TOTALS	3	6	10	16	26	-6	2	1	1	TOTALS	3	7	13	20	16	4	2	0	0

Goaltenders	GP	MP	GA	EN	SO	SVS	AVG	SAVE %	Goaltenders	GP	MP	GA	EN	SO	SVS	AVG	SAVE %
Mikha Kiprusoff (1-2-0-0)	3	178	7	0	0	96	2.35	93.2	Antti Niemi (2-0-0-0)	2	120	2	0	0	54	1.00	96.4
TOTALS	3	180	7	0	0	96	2.33	93.2	Thomas Greiss (0-1-0-0)	1	58	3	1	0	22	3.09	88.0
									TOTALS	3	180	5	1	0	76	2.00	92.7

POWER-PLAY	HOME			ROAD			OVERALL			
	ADV	PPG	PCT	ADV	PPG	PCT	ADV	PPG	PP %	PK %
CALGARY	6	1	16.7	2	1	50.0	8	2	25.0	84.6
San Jose	10	2	20.0	3	0	0.0	13	2	15.4	75.0

ALL-TIME: 50-36-8-3; at Calgary 27-16-4-1; at San Jose 23-20-4-2

LAST WIN: in CALGARY Mar. 6, 2013 in San Jose Feb. 8, 2012



FLAMES vs. ST. LOUIS



DATE	TEAMS					ATTND.	WINNING GOAL	GOALTENDERS
Feb. 15, 2013	St. Louis	5	AT	CALGARY	2	19289	Alexander Steen	Allen - Irving / MacDonald
Mar. 24, 2013	St. Louis	2	AT	CALGARY	3	19289	Jarome Iginla	Halak - Kiprusoff
Apr. 25, 2013	CALGARY	1	AT	St. Louis	4	15302	Andy McDonald	MacDonald - Elliott

	GP	W	L	OTL	SHOL	PTS	GF	GA	PPG	SHG	PEN	PIM
CALGARY	3	1	2	0	0	2	6	11	2	0	18	50
St. Louis	3	2	1	0	0	4	11	6	3	0	15	36

GOALS AND SHOTS BY PERIODS

	1st	2nd	3rd	OT	TOTALS	PCT
CALGARY	1-21	3-22	2-25	0-0	6-68	8.8
St. Louis	4-24	4-35	3-24	0-0	11-83	13.3

CALGARY	GP	G	A	PTS	PIM	+/-	PPG	SHG	ENG	ST. LOUIS	GP	G	A	PTS	PIM	+/-	PPG	SHG	EN
Roman Cervenka	3	2	0	2	2	-4	1	0	0	Alexander Steen	3	2	2	4	2	1	1	0	0
Jarome Iginla	2	1	1	2	0	2	0	0	0	T.J. Oshie	2	1	3	4	2	0	0	0	0
Dennis Wideman	3	1	1	2	0	-3	1	0	0	Chris Stewart	3	0	3	3	0	5	0	0	0
Jiri Hudler	3	0	2	2	2	-4	0	0	0	Ryan Reaves	2	2	0	2	9	2	0	0	0
Sven Baertschi	1	1	0	1	0	0	0	0	0	David Perron	3	2	0	2	2	-1	2	0	0
Curtis Glenross	2	1	0	1	4	0	0	0	0	Andy McDonald	3	1	1	2	0	2	0	0	0
Anton Babchuk	2	0	1	1	0	0	0	0	0	Jaden Schwartz	3	1	1	2	0	0	0	0	0
Mikael Backlund	2	0	1	1	0	1	0	0	0	Adam Cracknell	1	0	2	2	0	2	0	0	0
Alex Tanguay	2	0	1	1	0	-1	0	0	0	Patrik Berglund	3	1	0	1	0	0	0	0	0
T.J. Brodie	3	0	1	1	2	-2	0	0	0	Vladimir Sobotka	3	1	0	1	4	1	0	0	0
Michael Cammalleri	3	0	1	1	7	0	0	0	0	Jay Bouwmeester	1	0	1	1	0	1	0	0	0
Steve Begin	1	0	0	0	0	0	0	0	0	Chris Porter	2	0	1	1	0	0	0	0	0
Paul Byron	1	0	0	0	2	-1	0	0	0	David Backes	3	0	1	1	6	0	0	0	0
Mark Cundari	1	0	0	0	0	-1	0	0	0	Roman Polak	3	0	1	1	4	1	0	0	0
Leland Irving	1	0	0	0	0	0	0	0	0	Kevin Shattenkirk	3	0	1	1	0	3	0	0	0
Mikika Kiprusoff	1	0	0	0	0	0	0	0	0	Jake Allen	1	0	0	0	0	0	0	0	0
Maxwell Reinhart	1	0	0	0	2	0	0	0	0	Ian Cole	1	0	0	0	0	0	0	0	0
Cory Sarich	1	0	0	0	0	0	0	0	0	Brian Elliott	1	0	0	0	0	0	0	0	0
Derek Smith	1	0	0	0	2	0	0	0	0	Jaroslav Halak	1	0	0	0	0	0	0	0	0
Jay Bouwmeester	2	0	0	0	0	-1	0	0	0	Jordan Leopold	1	0	0	0	0	1	0	0	0
Chris Butler	2	0	0	0	0	-2	0	0	0	Wade Redden	1	0	0	0	0	0	0	0	0
Blake Comeau	2	0	0	0	0	0	0	0	0	Barret Jackman	2	0	0	0	0	0	0	0	0
Roman Horak	2	0	0	0	0	-2	0	0	0	Scott Nichol	2	0	0	0	0	0	0	0	0
Blair Jones	2	0	0	0	0	-1	0	0	0	Alex Pietrangelo	3	0	0	0	0	1	0	0	0
Joey MacDonald	2	0	0	0	0	0	0	0	0	Kris Russell	3	0	0	0	5	1	0	0	0
Mark Giordano	3	0	0	0	4	1	0	0	0	Vladimir Tarasenko	3	0	0	0	0	0	0	0	0
Tim Jackman	3	0	0	0	17	-1	0	0	0	Team					2				
Matt Stajan	3	0	0	0	6	0	0	0	0	TOTALS	3	11	17	28	36	20	3	0	0
Lee Stempniak	3	0	0	0	0	-1	0	0	0										
TOTALS	3	6	9	15	50	-20	2	0	0										

Goaltenders	GP	MP	GA	EN	SO	SVS	AVG	SAVE %
Mikika Kiprusoff (1-0-0-0)	1	60	2	0	0	36	2.00	94.7
Joey MacDonald (0-2-0-0)	2	116	7	0	0	34	3.62	82.9
Leland Irving (0-0-0-0)	1	4	2	0	0	2	29.15	50.0
TOTALS	3	180	11	0	0	72	3.67	86.7

Goaltenders	GP	MP	GA	EN	SO	SVS	AVG	SAVE %
Brian Elliott (1-0-0-0)	1	60	1	0	0	18	1.00	94.7
Jake Allen (1-0-0-0)	1	60	2	0	0	30	2.00	93.8
Jaroslav Halak (0-1-0-0)	1	59	3	0	0	14	3.05	82.4
TOTALS	3	180	6	0	0	62	2.00	91.2

	POWER-PLAY			HOME			ROAD			OVERALL		
	ADV	PPG	PCT	ADV	PPG	PCT	ADV	PPG	PCT	ADV	PPG	PK %
CALGARY	7	2	28.6	4	0	0.0	11	2	18.2	76.9		
St. Louis	8	2	25.0	5	1	20.0	13	3	23.1	81.8		

ALL-TIME: 73-66-14-4: at Calgary 30-23-2-3; at Atlanta 10-7-3; at St. Louis 33-36-9-1; 54-51-8-4 since Calgary; at Calgary 30-23-2-3; at St. Louis 24-28-6-1

LAST WIN: in CALGARY Mar. 24, 2013 in St. Louis Apr. 1, 2011



FLAMES vs. VANCOUVER



DATE	TEAMS					ATTND.	WINNING GOAL	GOALTENDERS
Jan. 23, 2013	CALGARY	2	AT	Vancouver	3 SHO	19810	Zack Kassian	Kiprusoff - Schneider
Feb. 9, 2013	CALGARY	1	AT	Vancouver	5	18910	Jordan Schroeder	Irving - Schneider
Mar. 3, 2013	Vancouver	2	AT	CALGARY	4	19289	Jarome Iginla	Luongo - Taylor
Apr. 6, 2013	CALGARY	2	AT	Vancouver	5	18910	Alexandre Burrows	Kiprusoff - Schneider
Apr. 10, 2013	Vancouver	4	AT	CALGARY	1	19289	Maxim Lapierre	Luongo - Kiprusoff

	GP	W	L	OTL	SHOL	PTS	GF	GA	PPG	SHG	PEN	PIM
CALGARY	5	1	3	0	1	3	10	18	2	0	22	61
Vancouver	5	4	1	0	0	8	18	10	4	1	25	67

GOALS AND SHOTS BY PERIODS

	1st	2nd	3rd	OT	TOTALS	PCT
CALGARY	4 - 52	3 - 49	3 - 69	0 - 4	10 - 174	5.7
Vancouver	4 - 46	8 - 65	6 - 37	0 - 1	18 - 149	12.1

CALGARY	GP	G	A	PTS	PIM	+/-	PPG	SHG	ENG	VANCOUVER	GP	G	A	PTS	PIM	+/-	PPG	SHG	EN
Lee Stempniak	5	2	3	5	0	0	0	0	0	Henrik Sedin	5	1	7	8	0	4	0	1	1
Matt Stajan	4	0	4	4	2	1	0	0	0	Daniel Sedin	5	1	6	7	8	3	1	0	0
Curtis Glencross	4	1	2	3	2	2	0	0	0	Alexandre Burrows	5	3	2	5	0	1	0	0	0
Michael Cammalleri	4	2	0	2	2	0	1	0	1	Mason Raymond	5	2	1	3	0	3	1	0	0
Alex Tanguay	5	2	0	2	8	-1	0	0	0	Dan Hamhuis	5	1	2	3	0	-1	0	0	0
Jarome Iginla	3	1	1	2	0	1	0	0	0	Maxim Lapierre	5	1	2	3	4	2	0	0	0
Jiri Hudler	3	0	2	2	2	2	0	0	0	Jordan Schroeder	3	2	0	2	2	1	1	0	0
Mark Giordano	5	0	2	2	6	-2	0	0	0	Chris Higgins	4	2	0	2	2	3	0	0	0
Mikael Backlund	3	1	0	1	0	-3	1	0	0	Kevin Bieksa	4	1	1	2	6	5	0	0	0
Dennis Wideman	5	1	0	1	0	-4	0	0	0	Alexander Edler	5	1	1	2	4	1	1	0	0
Maxwell Reinhart	2	0	1	1	0	-2	0	0	0	Jannik Hansen	5	1	1	2	2	3	0	0	0
Blake Comeau	3	0	1	1	2	-3	0	0	0	Ryan Kesler	1	0	2	2	2	0	0	0	0
Mikha Kiprusoff	3	0	1	1	0	0	0	0	0	Jason Garrison	5	0	2	2	4	3	0	0	0
Derek Smith	3	0	1	1	2	-1	0	0	0	Zack Kassian	5	1	0	1	7	0	0	0	0
Leland Irving	1	0	0	0	0	0	0	0	0	Dale Weise	5	1	0	1	0	0	0	0	0
Ben Street	1	0	0	0	0	-2	0	0	0	Cam Barker	2	0	1	1	0	0	0	0	0
Danny Taylor	1	0	0	0	0	0	0	0	0	Andrew Ebbett	2	0	1	1	0	1	0	0	0
Brett Carson	2	0	0	0	0	-2	0	0	0	Christopher Tanev	4	0	1	1	0	2	0	0	0
Roman Horak	2	0	0	0	0	-1	0	0	0	David Booth	1	0	0	0	0	-1	0	0	0
Brian McGrattan	2	0	0	0	20	-1	0	0	0	Andrew Alberts	2	0	0	0	0	1	0	0	0
Sven Baertschi	3	0	0	0	2	-2	0	0	0	Roberto Luongo	2	0	0	0	0	0	0	0	0
Jay Bouwmeester	3	0	0	0	0	-1	0	0	0	Manny Malhotra	2	0	0	0	0	-2	0	0	0
Blair Jones	3	0	0	0	4	-2	0	0	0	Derek Roy	2	0	0	0	2	1	0	0	0
Cory Sarich	3	0	0	0	0	1	0	0	0	Aaron Volpatti	2	0	0	0	0	-1	0	0	0
Chris Butler	4	0	0	0	0	-3	0	0	0	Keith Ballard	3	0	0	0	0	1	0	0	0
Roman Cervenka	4	0	0	0	2	-4	0	0	0	Cory Schneider	3	0	0	0	0	0	0	0	0
Tim Jackman	4	0	0	0	7	-2	0	0	0	Tom Sestito	3	0	0	0	22	-1	0	0	0
Steve Begin	5	0	0	0	0	-2	0	0	0	Team					2				
T.J. Brodie	5	0	0	0	0	0	0	0	0										
TOTALS	5	10	18	28	61	-31	2	0	1	TOTALS	5	18	30	48	67	29	4	1	1

Goaltenders	GP	MP	GA	EN	SO	SVS	AVG	SAVE %
Danny Taylor (1-0-0-0)	1	60	2	0	0	29	2.00	93.5
Mikha Kiprusoff (0-2-0-1)	3	183	10	1	0	76	3.28	88.4
Leland Irving (0-1-0-0)	1	60	5	0	0	26	5.00	83.9
TOTALS	5	305	17	1	0	131	3.54	87.9

Goaltenders	GP	MP	GA	EN	SO	SVS	AVG	SAVE %
Cory Schneider (3-0-0-0)	3	184	5	0	0	103	1.63	95.4
Roberto Luongo (1-1-0-1)	2	119	4	1	0	61	2.01	93.8
TOTALS	5	305	9	1	0	164	1.97	94.3

	POWER-PLAY			HOME			ROAD			OVERALL			
	ADV	PPG	PCT	ADV	PPG	PCT	ADV	PPG	PCT	ADV	PPG	PP %	PK %
CALGARY	8	1	12.5	12	1	8.3	20	2	10.0	76.5			
Vancouver	6	1	16.7	11	3	27.3	17	4	23.5	90.0			

SHOOTOUT: JAN. 23, 2013 CALGARY: 1 - 5 IGINLA, TANGUAY (G), CAMMALLERI, STEMPNIK, GLENCROSS
Vancouver: 2 - 5 Burrows (G), Edler, D. Sedin, Raymond, Kassian (G)

ALL-TIME: 123-84-33-10: at Calgary 58-31-12-4; at Atlanta 11-5-3; at Vancouver 54-48-8-18-6; 105-71-26-10 since Calgary; at Calgary 58-31-12-4; at Vancouver 47-40-14-6

LAST WIN: in CALGARY Mar. 3, 2013 in Vancouver Dec. 23, 2011



**ALL-TIME
TEAM RECORDS**





ALL-TIME RECORDS OVERALL

SEASON	GP	W	L	T	OTL	PTS	GF	GA	%
2012-13	48	19	25	-	4	42	128	160	.438
2011-12	82	37	29	-	16	90	202	226	.549
2010-11	82	41	29	-	12	94	250	237	.573
2009-10	82	40	32	-	10	90	204	210	.549
2008-09	82	46	30	-	6	98	254	248	.598
2007-08	82	42	30	-	10	94	229	227	.573
2006-07	82	43	29	-	10	96	258	226	.585
2005-06	82	46	25	-	11	103	218	200	.628
2003-04	82	42	30	7	*3	94	200	*176	.573
2002-03	82	29	36	13	4	75	186	228	.457
2001-02	82	32	35	12	*3	79	201	220	.482
2000-01	82	27	36	15	4	73	197	236	.445
1999-00	82	31	36	10	5	77	211	256	.470
1998-99	82	30	40	12	-	72	211	234	.439
1997-98	82	26	41	15	-	67	217	252	.409
1996-97	82	32	41	9	-	73	214	239	.445
1995-96	82	34	37	11	-	79	241	240	.482
1994-95	48	24	17	7	-	55	163	135	.573
1993-94	84	42	29	13	-	97	302	256	.577
1992-93	84	43	30	11	-	97	322	282	.577
1991-92	80	31	37	12	-	74	296	305	.463
1990-91	80	46	26	8	-	100	344	263	.625
1989-90	80	42	23	15	-	99	348	265	.619
1988-89	80	*54	*17	9	-	*117	354	226	*.731
1987-88	80	48	23	9	-	105	*397	305	.656
1986-87	80	46	31	3	-	95	318	289	.594
1985-86	80	40	31	9	-	89	354	315	.556
1984-85	80	41	27	12	-	94	363	302	.588
1983-84	80	34	32	14	-	82	311	314	.513
1982-83	80	32	34	14	-	78	321	317	.488
1981-82	80	29	34	17	-	75	334	345	.469
1980-81	80	39	27	14	-	92	329	298	.575
1979-80	80	35	32	13	-	83	282	269	.519
1978-79	80	41	31	8	-	90	327	280	.563
1977-78	80	34	27	*19	-	87	274	252	.544
1976-77	80	34	34	12	-	80	264	265	.500
1975-76	80	35	33	12	-	82	262	237	.513
1974-75	80	34	31	15	-	83	243	233	.519
1973-74	78	30	34	14	-	74	214	238	.474
1972-73	78	25	38	15	-	65	191	239	.417
TOTALS	3172	1456	1239	379	98	3389	10534	10045	.534

(*Team Full Season Record)

ALL-TIME RECORDS

HOME

SEASON	GP	W	L	T	OTL	PTS	GF**	GA**	%
2012-13	24	13	9	-	2	28	78	80	.583
2011-12	41	23	12	-	6	52	109	106	.634
2010-11	41	23	13	-	5	51	135	117	.622
2009-10	41	20	17	-	4	44	95	98	.537
2008-09	41	27	10	-	4	58	147	110	.732
2007-08	41	21	11	-	9	51	112	101	.622
2006-07	41	30	9	-	2	62	144	92	.756
2005-06	41	30	7	-	4	64	108	*73	.780
2003-04	41	21	14	5	*1	48	93	85	.585
2002-03	41	14	16	*10	*1	39	95	111	.476
2001-02	41	20	14	5	2	47	103	100	.573
2000-01	41	12	18	9	2	35	95	110	.427
1999-00	41	20	14	6	*1	47	119	124	.573
1998-99	41	15	20	6	-	36	103	110	.439
1997-98	41	18	17	6	-	42	118	118	.512
1996-97	41	21	18	2	-	44	121	121	.537
1995-96	41	18	18	5	-	41	114	103	.500
1994-95	24	15	7	2	-	32	90	68	.667
1993-94	42	25	12	5	-	55	156	116	.655
1992-93	42	23	14	5	-	51	175	139	.607
1991-92	40	19	14	7	-	45	174	140	.563
1990-91	40	29	8	3	-	61	194	115	.763
1989-90	40	28	7	5	-	61	207	131	.763
1988-89	40	*32	*4	4	-	*68	200	103	*.850
1987-88	40	26	11	3	-	55	*217	144	.688
1986-87	40	25	13	2	-	52	162	128	.650
1985-86	40	23	11	6	-	52	195	154	.650
1984-85	40	23	11	6	-	52	199	134	.650
1983-84	40	22	11	7	-	51	186	146	.638
1982-83	40	21	12	7	-	49	176	137	.613
1981-82	40	20	11	9	-	49	192	141	.613
1980-81	40	25	5	*10	-	60	198	127	.750
1979-80	40	18	15	7	-	43	147	132	.538
1978-79	40	25	11	4	-	54	179	126	.675
1977-78	40	20	13	7	-	47	152	132	.588
1976-77	40	22	11	7	-	51	151	111	.638
1975-76	40	19	14	7	-	45	138	98	.563
1974-75	40	24	9	7	-	55	150	96	.688
1973-74	39	17	15	7	-	41	121	115	.526
1972-73	39	16	16	7	-	39	106	105	.500
TOTALS	1586	863	492	188	43	1957	5754	4597	.617

ROAD

SEASON	GP	W	L	T	OTL	PTS	GF**	GA**	%
2012-13	24	6	16	-	2	14	50	80	.292
2011-12	41	14	17	-	10	38	93	120	.463
2010-11	41	18	16	-	7	43	115	120	.524
2009-10	41	20	15	-	6	46	109	112	.561
2008-09	41	19	20	-	2	40	107	138	.488
2007-08	41	21	19	-	*1	43	117	126	.524
2006-07	41	13	20	-	8	34	114	134	.415
2005-06	41	16	18	-	7	39	110	127	.476
2003-04	41	21	16	2	2	46	107	*91	.561
2002-03	41	15	20	3	3	36	91	117	.439
2001-02	41	12	21	7	*1	32	98	120	.390
2000-01	41	15	18	6	2	38	102	126	.463
1999-00	41	11	22	4	4	30	92	132	.366
1998-99	41	15	20	6	-	36	108	124	.439
1997-98	41	8	24	9	-	25	99	134	.305
1996-97	41	11	23	7	-	29	93	118	.354
1995-96	41	16	19	6	-	38	127	137	.463
1994-95	24	9	10	5	-	23	73	67	.479
1993-94	42	17	17	8	-	42	146	140	.500
1992-93	42	20	16	6	-	46	147	143	.548
1991-92	40	12	23	5	-	29	122	165	.363
1990-91	40	17	18	5	-	39	150	148	.488
1989-90	40	14	16	10	-	38	141	134	.475
1988-89	40	*22	13	5	-	49	154	123	.613
1987-88	40	*22	*12	6	-	*50	*180	161	*.625
1986-87	40	21	18	1	-	43	156	161	.538
1985-86	40	17	20	3	-	37	159	161	.463
1984-85	40	18	16	6	-	42	164	168	.525
1983-84	40	12	21	7	-	31	125	168	.388
1982-83	40	11	22	7	-	29	145	180	.363
1981-82	40	9	23	8	-	26	142	204	.325
1980-81	40	14	22	4	-	32	131	171	.400
1979-80	40	17	17	6	-	40	135	137	.500
1978-79	40	16	20	4	-	36	148	154	.450
1977-78	40	14	14	*12	-	40	122	120	.500
1976-77	40	12	23	5	-	29	113	154	.363
1975-76	40	16	19	5	-	37	124	139	.463
1974-75	40	10	22	8	-	28	93	137	.350
1973-74	39	13	19	7	-	33	93	123	.423
1972-73	39	9	22	8	-	26	85	134	.333
TOTALS	1586	593	747	191	55	1432	4780	5448	.452

*Team Full Season Record

**Includes Shootout GWG



OVERTIME RESULTS

REGULAR SEASON OVERTIME RECORD

	OVERALL 1983-2013					2012-13					
	GP	W	L	T/SO	PTS	GP	W	L	SOW	SOL	PTS
Anaheim Ducks	330	69	67	194	332	13	1	3	6	3	20
Boston Bruins	513	99	106	308	506	11	1	3	4	3	16
Buffalo Sabres	493	94	93	306	494	14	1	2	7	4	22
Carolina Hurricanes	458	96	105	257	449	6	1	3	1	1	8
Calgary Flames	475	85	95	295	465	6	2	1	0	3	8
Chicago Blackhawks	485	85	88	312	482	16	5	0	6	5	27
Columbus Blue Jackets	211	47	43	121	215	17	5	3	5	4	27
Colorado Avalanche	452	87	86	279	453	12	3	5	2	2	17
Dallas Stars	481	85	78	318	488	8	2	3	2	1	12
Detroit Red Wings	475	106	80	289	501	12	2	3	2	5	16
Edmonton Oilers	493	92	102	299	483	11	2	4	2	3	15
Florida Panthers	376	52	93	231	335	10	1	5	3	1	14
Los Angeles Kings	481	79	90	312	470	8	1	1	2	4	11
Minnesota Wild	229	45	39	145	235	10	3	1	4	2	17
Montreal Canadiens	483	89	104	290	468	10	2	3	3	2	15
New Jersey Devils	482	104	81	297	505	13	1	3	2	7	16
New York Islanders	473	93	103	277	463	13	2	4	4	3	19
New York Rangers	474	93	92	289	475	12	4	0	4	4	20
Nashville Predators	250	58	53	139	255	14	3	3	2	6	19
Ottawa Senators	300	50	66	184	284	12	2	2	4	4	18
Philadelphia Flyers	468	92	89	287	471	6	2	1	1	2	9
Phoenix Coyotes	483	88	88	307	483	14	1	3	4	6	19
Pittsburgh Penguins	454	105	89	260	470	5	2	0	3	0	10
San Jose Sharks	337	56	76	205	317	15	0	3	8	4	23
St. Louis Blues	495	97	90	308	502	11	4	1	5	1	20
Tampa Bay Lightning	334	67	84	183	317	6	1	1	1	3	8
Toronto Maple Leafs	444	101	89	254	456	7	2	0	0	5	9
Vancouver Canucks	491	106	81	304	516	13	1	1	5	6	19
Washington Capitals	449	106	83	260	472	10	4	3	3	0	17
Winnipeg Jets	241	62	55	124	248	9	4	0	2	3	15
TOTALS	12610	2488	2488	7634	12610	324	65	65	97	97	486

2012-13 NHL IN OVERTIME/SHOOTOUT GAMES

(shootouts not included in OT stats)

OPPONENT	OVERALL				SO				HOME				SO				ROAD				SO			
	GP	W	L	T	W	L			GP	W	L	T	W	L			GP	W	L	T	W	L		
Anaheim Ducks	13	1	3	9	6	3			4	1	1	2	2	0			9	0	2	7	4	3		
Boston Bruins	11	1	3	7	4	3			7	1	0	6	3	3			4	0	3	1	1	0		
Buffalo Sabres	14	1	2	11	7	4			8	0	2	6	5	1			6	1	0	5	2	3		
Carolina Hurricanes	6	1	3	2	1	1			2	0	1	1	1	0			4	1	2	1	0	1		
Calgary Flames	6	2	1	3	0	3			3	1	0	2	0	2			3	1	1	1	0	1		
Chicago Blackhawks	16	5	0	11	6	5			10	4	0	6	3	3			6	1	0	5	3	2		
Columbus Blue Jackets	17	5	3	9	5	4			10	3	2	5	2	3			7	2	1	4	3	1		
Colorado Avalanche	12	3	5	4	2	2			6	3	3	0	0	0			6	0	2	4	2	2		
Dallas Stars	8	2	3	3	2	1			3	0	1	2	1	1			5	2	2	1	1	0		
Detroit Red Wings	12	2	3	7	2	5			4	0	1	3	0	3			8	2	2	4	2	2		
Edmonton Oilers	11	2	4	5	2	3			6	1	3	2	1	1			5	1	1	3	1	2		
Florida Panthers	10	1	5	4	3	1			7	1	4	2	1	1			3	0	1	2	2	0		
Los Angeles Kings	8	1	1	6	2	4			4	1	0	3	2	1			4	0	1	3	0	3		
Minnesota Wild	10	3	1	6	4	2			7	3	0	4	2	2			3	0	1	2	2	0		
Montreal Canadiens	10	2	3	5	3	2			5	1	3	1	1	0			5	1	0	4	2	2		
New Jersey Devils	13	1	3	9	2	7			5	1	1	3	2	1			8	0	2	6	0	6		
New York Islanders	13	2	4	7	4	3			4	0	3	1	1	0			9	2	1	6	3	3		
New York Rangers	12	4	0	8	4	4			6	1	0	5	3	2			6	3	0	3	1	2		
Nashville Predators	14	3	3	8	2	6			7	3	0	4	0	4			7	0	3	4	2	2		
Ottawa Senators	12	2	2	8	4	4			6	0	1	5	3	2			6	2	1	3	1	2		
Philadelphia Flyers	6	2	1	3	1	2			5	2	0	3	1	2			1	0	1	0	0	0		
Phoenix Coyotes	14	1	3	10	4	6			4	0	1	3	2	1			10	1	2	7	2	5		
Pittsburgh Penguins	5	2	0	3	3	0			2	1	0	1	1	0			3	1	0	2	2	0		
San Jose Sharks	15	0	3	12	8	4			10	0	1	9	5	4			5	0	2	3	3	0		
St. Louis Blues	11	4	1	6	5	1			5	2	0	3	2	1			6	2	1	3	3	0		
Tampa Bay Lightning	6	1	1	4	1	3			3	0	0	3	1	2			3	1	1	1	0	1		
Toronto Maple Leafs	7	2	0	5	0	5			2	0	0	2	0	2			5	2	0	3	0	3		
Vancouver Canucks	13	1	1	11	5	6			7	0	0	7	4	3			6	1	1	4	1	3		
Washington Capitals	10	4	3	3	3	0			5	3	1	1	1	0			5	1	2	2	2	0		
Winnipeg Jets	9	4	0	5	2	3			5	3	0	2	1	1			4	1	0	3	1	2		
TOTALS	324	65	65	194	97	97			162	36	29	97	51	46			162	29	36	97	46	51		



FLAMES OVERTIME RESULTS

FLAMES YEAR-BY-YEAR OVERTIME

HOME				ROAD				OVERALL				HOME				ROAD				OVERALL			
SEASON.....	GP.....	W-L-T-SOL		GP.....	W-L-T-SOL			GP.....	W-L-T-SOL			SEASON.....	GP.....	W-L-T-SOL		GP.....	W-L-T-SOL		GP.....	W-L-T-SOL			
2012-13.....	3.....	1-0-0-2		3.....	1-1-0-1			6.....	2-1-0-3			1996-97.....	7.....	2-2-3-2		9.....	1-1-7		16.....	3-4-9			
2011-12.....	9.....	3-1-0-5		12.....	2-6-0-4			21.....	5-7-0-9			1995-96.....	9.....	2-2-5-5		7.....	0-1-6		16.....	2-3-11			
2010-11.....	7.....	2-2-0-3		16.....	9-3-0-4			23.....	11-5-0-7			1994-95.....	4.....	1-1-2		5.....	0-0-5		9.....	1-1-7			
2009-10.....	3.....	0-1-0-2		12.....	5-2-0-5			15.....	5-3-0-7			1993-94.....	8.....	2-1-5		10.....	1-1-8		18.....	3-2-13			
2008-09.....	5.....	1-2-0-2		7.....	5-2-0-0			12.....	6-4-0-2			1992-93.....	11.....	3-3-5		8.....	1-1-6		19.....	4-4-11			
2007-08.....	10.....	1-7-0-2		6.....	5-0-0-1			16.....	6-7-0-3			1991-92.....	11.....	1-3-7		8.....	1-2-5		19.....	2-5-12			
2006-07.....	5.....	3-1-0-1		9.....	1-4-0-4			14.....	4-5-0-5			1990-91.....	8.....	3-2-3		7.....	0-2-5		15.....	3-4-8			
2005-06.....	6.....	2-1-0-3		9.....	2-3-0-4			15.....	4-4-0-7			1989-90.....	10.....	3-2-5		11.....	0-1-10		21.....	3-3-15			
2003-04.....	8.....	2-1-5		5.....	1-2-2			13.....	3-3-7			1988-89.....	7.....	2-1-4		10.....	3-2-5		17.....	5-3-9			
2002-03.....	16.....	5-1-10		7.....	1-3-3			23.....	6-4-13			1987-88.....	6.....	1-2-3		8.....	1-1-6		14.....	2-3-9			
2001-02.....	7.....	0-2-5		10.....	2-1-7			17.....	2-3-12			1986-87.....	2.....	0-0-2		2.....	1-0-1		4.....	1-0-3			
2000-01.....	13.....	2-2-9		9.....	1-2-6			22.....	3-4-15			1985-86.....	8.....	1-1-6		4.....	0-1-3		12.....	1-2-9			
1999-00.....	13.....	6-1-6		13.....	5-4-4			26.....	11-5-10			1984-85.....	7.....	1-0-6		7.....	0-1-6		14.....	1-1-12			
1998-99.....	9.....	2-1-6		7.....	1-0-6			16.....	3-1-12			1983-84.....	9.....	2-0-7		9.....	2-0-7		18.....	4-0-14			
1997-98.....	11.....	4-1-6		11.....	0-2-9			22.....	4-3-15														

FLAMES PLAYOFF OVERTIME GAMES

DATE		OPPOSITION	SCORE	SCORER	TIME
April 16, 2009	at	Chicago	2-3 L	Martin Havlat	0:12
April 22, 2007	vs.	Detroit	1-2 L	Johan Franzen	24:23
April 21, 2006	vs.	Anaheim	2-1 W	Darren McCarty	9:45
April 27, 2006	at	Anaheim	2-3 L	Sean O'Donnell	1:36
June 5, 2004	vs.	Tampa Bay	2-3 L	Martin St. Louis	20:33
June 3, 2004	at	Tampa Bay	3-2 W	Oleg Saprykin	14:40
May 9, 2004	at	San Jose	4-3 W	Steve Montador	18:43
May 3, 2004	vs.	Detroit	1-0 W	Martin Gelin	19:13
April 22, 2004	at	Detroit	2-1 W	Marcus Nilson	2:39
April 19, 2004	at	Vancouver	3-2 W	Martin Gelin	1:25
April 17, 2004	vs.	Vancouver	4-5 L	Brendan Morrison	42:28
April 23, 1996	vs.	Chicago	1-2 L	Joe Murphy	50:02
May 19, 1995	vs.	San Jose	4-5 L	Ray Whitney	21:54
May 9, 1995	vs.	San Jose	4-5 L	Ulf Dahlen	12:21
April 30, 1994	vs.	Vancouver	3-4 L	Pavel Bure	22:20
April 28, 1994	at	Vancouver	2-3 L	Trevor Linden	16:43
April 26, 1994	vs.	Vancouver	1-2 L	Geoff Courtinall	7:15
April 16, 1991	vs.	Edmonton	4-5 L	Esa Tikkanen	6:58
April 14, 1991	at	Edmonton	2-1 W	Theoren Fleury	4:40
April 14, 1990	at	Los Angeles	3-4 L	Mike Krushelnyski	23:14
April 8, 1990	at	Los Angeles	1-2 L	Tony Granato	8:37
May 19, 1989	at	Montreal	3-4 L	Ryan Walter	38:08
May 8, 1989	at	Chicago	2-1 W	Al MacInnis	15:05
April 18, 1989	vs.	Los Angeles	4-3 W	Doug Gilmour	7:47
April 15, 1989	vs.	Vancouver	4-3 W	Joel Otto	19:21
April 5, 1989	vs.	Vancouver	3-4 W	Paul Reinhart	2:47
April 15, 1988	vs.	Edmonton	4-5 L	Wayne Gretzky	7:54
April 11, 1987	at	Winnipeg	3-2 W	Mike Bullard	3:53
May 18, 1986	vs.	Montreal	2-3 L	Brian Skrudland	0:09
May 12, 1986	at	St. Louis	5-6 L	Doug Wickenheiser	7:30
April 20, 1986	at	Edmonton	5-6 L	Glenn Anderson	1:04
April 12, 1986	at	Winnipeg	4-3 W	Lanny McDonald	8:25
April 10, 1985	at	Winnipeg	4-5 L	Brian Mullen	7:56
April 20, 1984	vs.	Edmonton	5-4 W	Lanny McDonald	1:04
April 13, 1984	at	Edmonton	6-5 W	Carey Wilson	3:42
April 10, 1983	at	Vancouver	4-3 W	Greg Meredith	1:06
April 6, 1983	vs.	Vancouver	4-3 W	Eddy Beers	12:27
April 8, 1982	at	Vancouver	1-2 L	Dave Williams	14:20
April 11, 1981	at	Chicago	5-4 W	Willi Plett	35:17
April 8, 1980	at	NY Rangers	1-2 L	Steve Vickers	0:33
April 14, 1974	vs.	Philadelphia	3-4 L	Dave Schultz	5:40

	GP	W	L		GP	W	L		GP	W	L
Home	19	6	13	Road	22	12	10	Overall	41	18	23

FLAMES ALL-TIME RECORDS MONTH-BY-MONTH RECORD

SEASON	OCTOBER		NOVEMBER		DECEMBER		JANUARY	
	GP	W-L-T-OTL	GP	W-L-T-OTL	GP	W-L-T-OTL	GP	W-L-T-OTL
2012-13	-		-		-		5	1-3-0-1
2011-12	9	4-4-0-1	14	6-8-0-0	16	8-4-0-4	12	5-6-0-1
2010-11	11	6-5-0-0	13	4-7-1-1	14	7-6-0-1	13	7-3-1-2
2009-10	12	7-4-0-1	14	10-2-0-2	14	6-6-0-2	15	4-8-0-3
2008-09	10	6-3-0-1	14	8-6-0-0	13	8-2-0-3	11	8-3-0-0
2007-08	12	6-3-0-3	14	4-10-0-0	14	9-1-0-4	11	7-3-0-1
2006-07	10	3-6-0-1	13	8-4-0-1	14	8-4-0-2	13	8-3-0-2
2005-06	13	4-7-0-2	13	10-2-0-1	13	9-3-0-1	13	7-4-0-2
2003-04	9	4-4-0-1	12	5-4-1-2	14	10-3-2-0	15	6-8-1-0
2002-03	10	3-3-2-2	14	3-9-1-1	14	5-6-3-0	14	6-7-1-0
2001-02	12	8-2-0-2	13	5-4-4-0	15	4-7-4-0	13	5-8-0-0
2000-01	13	3-8-1-0	15	3-4-4-4	12	7-3-2-0	12	4-6-2-0
1999-00	13	3-8-2-0	11	5-6-0-0	14	8-2-3-1	13	7-6-0-0
1998-99	9	2-5-2	14	6-8-0	13	4-8-1	12	4-6-2
1997-98	13	3-8-2	14	2-7-5	15	6-8-1	12	3-6-3
1996-97	13	7-5-1	13	3-9-1	13	3-7-3	11	5-5-1
1995-96	11	1-7-3	13	3-8-2	15	7-6-2	11	7-2-2
1994-95	-		-		-		5	2-2-1
1993-94	13	8-3-2	13	7-4-2	14	5-7-2	12	4-5-3
1992-93	12	8-4-0	13	6-5-2	13	10-1-2	14	3-9-2
1991-92	12	6-5-1	13	5-5-3	13	5-7-1	12	5-5-2
1990-91	13	9-4-0	13	5-5-3	14	8-5-1	12	5-6-1
1989-90	13	6-3-4	15	5-6-4	12	6-4-2	13	8-2-3
1988-89	12	6-3-3	12	10-1-1	14	8-4-2	15	10-3-2
1987-88	11	5-5-1	14	9-3-2	13	9-3-1	14	9-3-2
1986-87	10	3-7-0	14	10-4-0	14	9-4-1	14	6-7-1
1985-86	10	5-5-0	13	8-2-3	12	4-8-0	15	6-7-2
1984-85	11	7-4-0	12	7-4-1	14	5-7-2	15	7-4-4
1983-84	12	5-6-1	12	5-4-3	13	4-7-2	12	5-2-5
1982-83	13	4-7-2	14	5-6-3	14	5-7-2	12	7-5-0
1981-82	11	2-7-2	14	5-5-4	13	5-6-2	15	7-4-4
1980-81	11	5-4-2	13	5-5-3	12	6-3-3	16	6-7-3
1979-80	10	5-4-1	13	6-5-2	12	3-8-1	15	7-5-3
1978-79	10	8-0-2	14	7-7-0	15	5-9-1	13	8-4-1
1977-78	8	3-2-3	14	4-6-4	14	5-6-3	14	8-5-1
1976-77	13	5-6-2	12	6-2-4	13	7-5-1	13	5-4-4
1975-76	10	4-5-1	14	6-7-1	15	9-4-2	14	5-6-3
1974-75	11	5-4-2	14	8-3-3	12	3-8-1	14	5-5-4
1973-74	8	4-3-1	14	7-4-3	14	4-7-3	13	3-9-1
1972-73	11	4-6-1	15	6-6-3	13	5-6-2	13	6-4-3
TOTALS	424	187-179-44-14	509	227-197-73-12	517	239-202-58-18	511	231-200-68-12

SEASON	FEBRUARY		MARCH		APRIL/MAY	
	GP	W-L-T-OTL	GP	W-L-T-OTL	GP	W-L-T-OTL
2012-13	14	6-5-0-3	14	6-8-0-0	15	6-9-0-0
2011-12	12	5-2-0-5	17	7-5-0-5	2	2-0-0-0
2010-11	13	8-2-1-2	14	6-6-0-2	4	3-0-1-0
2009-10	7	3-3-0-1	15	9-6-0-0	5	1-3-0-1
2008-09	13	7-4-0-2	15	6-9-0-0	6	3-3-0-0
2007-08	14	7-6-0-1	14	7-6-0-1	3	2-1-0-0
2006-07	14	7-4-0-3	14	9-4-0-1	4	0-4-0-0
2005-06	6	3-2-0-1	15	8-6-0-1	9	5-1-0-3
2003-04	13	6-8-1-0	13	7-5-1-0	2	1-2-0-0
2002-03	12	2-6-3-1	15	8-5-2-0	3	2-0-1-0
2001-02	7	2-3-1-1	15	5-7-3-0	7	3-4-0-0
2000-01	7	2-3-1-1	15	5-7-3-0	7	3-4-0-0
1999-00	12	3-3-2-4	14	4-8-2-0	5	1-3-1-0
1998-99	12	5-2-5	14	7-5-2	8	2-6-0
1997-98	4	2-1-1	15	8-6-1	9	2-5-2
1996-97	14	8-5-1	12	6-5-1	6	0-5-1
1995-96	13	6-5-2	13	7-6-0	6	3-3-0
1994-95	14	8-4-2	15	6-7-2	14	8-4-2
1993-94	12	8-3-1	13	6-5-2	7	4-2-1
1992-93	12	6-2-4	12	4-8-0	8	6-1-1
1991-92	13	4-7-2	14	5-7-2	3	1-1-1
1990-91	12	8-2-2	16	11-4-1	0	0-0-0
1989-90	11	6-5-0	15	10-3-2	1	1-0-0
1988-89	13	10-3-0	13	9-3-1	1	1-0-0
1987-88	12	5-6-1	13	10-1-2	2	1-1-0
1986-87	12	9-3-0	14	9-4-1	2	0-1-1
1985-86	12	7-3-2	15	7-6-2	3	3-0-0
1984-85	11	5-6-0	14	9-2-3	3	1-0-2
1983-84	15	9-4-2	15	6-8-1	1	0-1-0
1982-83	12	5-5-2	14	6-4-4	1	0-0-1
1981-82	12	4-5-3	13	5-6-2	2	1-1-0
1980-81	12	9-2-1	14	6-6-2	2	2-0-0
1979-80	11	5-2-4	15	8-6-1	4	1-2-1
1978-79	10	6-2-2	13	5-7-1	5	2-2-1
1977-78	12	3-3-6	13	8-4-1	5	3-1-1
1976-77	12	3-9-0	15	7-8-0	2	1-0-1
1975-76	12	3-7-2	12	6-4-2	3	2-0-1
1974-75	11	4-4-3	14	8-5-1	4	1-2-1
1973-74	13	4-6-3	13	6-4-3	3	2-1-0
1972-73	11	2-6-3	14	2-10-2	1	0-0-1
TOTALS	468	219-161-64-24	568	275-228-55-9	175	78-70-23-4

HOME ATTENDANCE BY SEASON

SEASON	GAMES	ATTENDANCE	AVERAGE	SEASON	GAMES	ATTENDANCE	AVERAGE
2012-13	24	462,936	19,289	1991-92	40	788,760	19,719
2011-12	41	790,849	19,289	1990-91	40	799,434	**19,986
2010-11	41	*812,582	#19,819	1989-90	40	794,444	19,861
2009-10	41	790,849	19,289	1988-89	40	778,324	19,458
2008-09	41	790,849	19,289	1987-88	40	755,252	18,881
2007-08	41	790,849	19,289	1986-87	40	671,920	16,798
2006-07	41	790,849	19,289	1985-86	40	670,480	16,762
2005-06	41	790,849	19,289	1984-85	40	667,320	16,683
2003-04	41	679,767	16,580	1983-84	40	666,960	16,674
2002-03	41	665,808	16,239	1982-83	40	289,680	7,242
2001-02	41	643,896	15,705	1981-82	40	289,258	7,231
2000-01	41	681,535	16,623	1980-81	40	288,679	7,217
1999-00	41	612,800	14,946	1979-80	40	400,961	10,024
1998-99	*41	648,050	16,201	1978-79	40	457,640	11,441
1997-98	41	694,557	16,940	1977-78	40	420,026	10,501
1996-97	41	700,643	17,089	1976-77	40	490,356	12,259
1995-96	41	737,996	18,000	1975-76	40	478,500	11,963
1994-95	24	456,858	19,036	1974-75	40	537,761	13,444
1993-94	*41	792,307	19,325	1973-74	39	552,314	14,162
1992-93	*41	800,677	19,529	1972-73	39	488,106	12,516

	GAMES	ATTENDANCE	AVERAGE
TOTALS	1584	25,421,681	16,049

#Heritage Classic attendance of 41,022 *Does Not Include Neutral Site Home Game **Team Season Record;
 Calgary: Scotiabank Saddledome - 2010-11; Pengrowth Saddledome - 1983-2010; Stampede Corral - 1980-1983;
 Atlanta: The Omni - 1972-1980

OPENING GAME RESULTS

SEASON	SEASON OPENER			HOME OPENER			ROAD OPENER					
2012-13	SJS.....	4	CGY.....	1	SJS.....	4	CGY.....	1	VAN.....	3	CGY.....	2 (50)
2011-12	PIT.....	5	CGY.....	3	PIT.....	5	CGY.....	3	STL.....	5	CGY.....	2
2010-11	EDM.....	4	CGY.....	0	CGY.....	3	LAK.....	1	EDM.....	4	CGY.....	0
2009-10	CGY.....	5	VAN.....	3	CGY.....	5	VAN.....	3	CGY.....	4	EDM.....	3
2008-09	VAN.....	6	CGY.....	0	VAN.....	5	CGY.....	4 OT	VAN.....	6	CGY.....	0
2007-08	PHI.....	3	CGY.....	2	PHI.....	3	CGY.....	2	DET.....	4	CGY.....	2
2006-07	EDM.....	3	CGY.....	1	CGY.....	2	EDM.....	1	EDM.....	3	CGY.....	1
2005-06	MIN.....	6	CGY.....	3	DAL.....	3	CGY.....	2 OT	MIN.....	6	CGY.....	3
2003-04	CGY.....	4	VAN.....	1	CGY.....	3	SJS.....	2	CGY.....	4	VAN.....	1
2002-03	VAN.....	3	CGY.....	0	VAN.....	3	CGY.....	0	CGY.....	3	VAN.....	2
2001-02	CGY.....	1	EDM.....	0	CGY.....	1	EDM.....	0	CGY.....	4	DET.....	2
2000-01	DET.....	4	CGY.....	3	DET.....	4	CGY.....	3	CGY.....	2	NYI.....	0
1999-00	SJS.....	5	CGY.....	3	STL.....	4	CGY.....	1	SJS.....	5	CGY.....	3
1998-99	CGY.....	3	SJS.....	3	TOR.....	7	CGY.....	3	CGY.....	5	SJS.....	3
1997-98	DET.....	3	CGY.....	1	DET.....	3	CGY.....	1	DET.....	4	CGY.....	4
1996-97	VAN.....	3	CGY.....	1	CGY.....	3	BUF.....	0	VAN.....	3	CGY.....	1
1995-96	CGY.....	3	TBL.....	3	COL.....	3	CGY.....	2	CGY.....	3	TBL.....	3
1994-95	CGY.....	3	WPG.....	3	CGY.....	6	STL.....	4	CGY.....	3	WPG.....	3
1993-94	CGY.....	2	NYI.....	1	CGY.....	2	NYI.....	1	CGY.....	5	VAN.....	1
1992-93	LAK.....	5	CGY.....	4	LAK.....	5	CGY.....	4	CGY.....	3	MIN.....	2
1991-92	CGY.....	9	EDM.....	2	CGY.....	9	EDM.....	2	WPG.....	5	CGY.....	3
1990-91	CGY.....	3	VAN.....	2 OT	CGY.....	3	VAN.....	2 OT	CGY.....	4	WPG.....	3
1989-90	CGY.....	10	DET.....	7	CGY.....	10	DET.....	7	CGY.....	4	NJD.....	2
1988-89	CGY.....	4	NYI.....	4	CGY.....	4	NYI.....	4	LAK.....	6	CGY.....	5 OT
1987-88	CGY.....	5	DET.....	1	CGY.....	5	DET.....	1	WPG.....	3	CGY.....	2
1986-87	CGY.....	5	BOS.....	3	QUE.....	4	CGY.....	2	CGY.....	5	BOS.....	3
1985-86	CGY.....	8	WPG.....	3	CGY.....	8	WPG.....	3	CGY.....	9	LAK.....	2
1984-85	STL.....	4	CGY.....	2	STL.....	4	CGY.....	2	CGY.....	7	VAN.....	5
1983-84	CGY.....	5	VAN.....	3	EDM.....	4	CGY.....	3	CGY.....	5	VAN.....	3
1982-83	EDM.....	7	CGY.....	5	NYI.....	5	CGY.....	4	EDM.....	7	CGY.....	5
1981-82	CGY.....	1	VAN.....	1	CGY.....	1	VAN.....	1	CGY.....	6	STL.....	4
1980-81	CGY.....	5	QUE.....	5	CGY.....	5	QUE.....	5	COL.....	6	CGY.....	2
1979-80	ATL.....	5	QUE.....	3	ATL.....	5	PHI.....	2	ATL.....	5	QUE.....	3
1978-79	ATL.....	4	CHI.....	4	ATL.....	4	WSH.....	3	ATL.....	4	CHI.....	4
1977-78	ATL.....	2	BOS.....	2	ATL.....	3	STL.....	1	ATL.....	2	BOS.....	2
1976-77	WSH.....	6	ATL.....	5	ATL.....	4	LAK.....	2	WSH.....	6	ATL.....	5
1975-76	LAK.....	4	ATL.....	3	LAK.....	4	ATL.....	3	NYR.....	3	ATL.....	1
1974-75	ATL.....	3	VAN.....	3	ATL.....	4	KC.....	2	ATL.....	3	VAN.....	3
1973-74	ATL.....	1	NYI.....	1	ATL.....	1	NYI.....	1	ATL.....	1	STL.....	0
1972-73	ATL.....	3	NYI.....	2	ATL.....	1	BUF.....	1	ATL.....	3	NYI.....	2

SEASON OVERALL
 Won 13, Lost 17, Tied 10, OTL 0

HOME OVERALL
 Win 18, Lost 15, Tied 5, OTL 2

ROAD OVERALL
 Won 18, Lost 14, Tied 6, OTL 2

YEARLY LEADERS

SEASON	GOALS		ASSISTS		POINTS		PENALTY MINUTES	
2012-13	Curtis Glencross	15	Lee Stempniak	23	Michael Cammalleri/Lee Stempniak	32	Tim Jackman	76
2010-11	Jarome Iginla	43	Alex Tanguay	47	Jarome Iginla	86	Tim Jackman	86
2009-10	Jarome Iginla	32	Matt Stajan	38	Jarome Iginla	69	Jamal Mayers	131
2008-09	Michael Cammalleri	39	Jarome Iginla	54	Jarome Iginla	89	Cory Sarich	112
2007-08	Jarome Iginla	50	Jarome Iginla	48	Jarome Iginla	98	Dion Phaneuf	182
2006-07	Jarome Iginla	39	Alex Tanguay	59	Jarome Iginla	94	Dion Phaneuf	98
2005-06	Jarome Iginla	35	Daymond Langkow	34	Jarome Iginla	67	Darren McCarthy	117
2003-04	Jarome Iginla	41	Craig Conroy	39	Jarome Iginla	73	Chris Simon	250
2002-03	Jarome Iginla	35	Craig Conroy	37	Jarome Iginla	67	Scott Nichol	149
2001-02	Jarome Iginla	52	Craig Conroy	48	Jarome Iginla	96	Bob Boughner	170
2000-01	Jarome Iginla	31	Marc Savard	42	Jarome Iginla	71	Jason Wiemer	177
1999-00	Valeri Bure	35	Phil Housley	44	Valeri Bure	75	Wade Belak	122
1998-99	Jarome Iginla	28	Phil Housley	43	Cory Stillman	57	Jason Weimer	177
1997-98	Theoren Fleury	27	Theoren Fleury	51	Theoren Fleury	78	Theoren Fleury	197
	Cory Stillman	27						
1996-97	Theoren Fleury	29	Theoren Fleury	38	Theoren Fleury	67	Todd Simpson	208
1995-96	Theoren Fleury	46	Theoren Fleury	50	Theoren Fleury	96	Sandy McCarthy	173
1994-95	Theoren Fleury	29	Phil Housley	35	Theoren Fleury	58	Ron Stern	163
1993-94	Gary Roberts	41	Al MacInnis	54	Robert Reichel	93	Ron Stern	243
1992-93	Robert Reichel	40	Theoren Fleury	66	Theoren Fleury	100	Craig Berube	209
1991-92	Gary Roberts	53	Al MacInnis	57	Gary Roberts	90	Ron Stern	338
1990-91	Theoren Fleury	51	Al MacInnis	75	Theoren Fleury	104	Gary Roberts	252
1989-90	Joe Nieuwendyk	45	Doug Gilmour	67	Joe Nieuwendyk	95	Tim Hunter	279
1988-89	Joe Nieuwendyk	51	Joe Mullen	59	Joe Mullen	110	Tim Hunter**	375
	Joe Mullen	51	Doug Gilmour	59				
1987-88	Joe Nieuwendyk	51	Gary Suter	70	Hakan Loob	106	Tim Hunter	337
1986-87	Joe Mullen	47	Al MacInnis	56	Joe Mullen	87	Tim Hunter	361
1985-86	Hakan Loob	31	Al MacInnis	57	Dan Quinn	72	Tim Hunter	291
1984-85	Nilsson/Loob	37	Kent Nilsson	62	Kent Nilsson	99	Tim Hunter	259
1983-84	Eddy Beers	36	Kent Nilsson	49	Kent Nilsson	80	Paul Baxter	182
1982-83	Lanny McDonald**	66	Guy Chouinard	59	Kent Nilsson	104	Doug Risebrough	138
1981-82	Lanny McDonald	34	Guy Chouinard	57	Guy Chouinard	80	Willi Plett	288
1980-81	Kent Nilsson	49	Kent Nilsson**	82	Kent Nilsson**	131	Willi Plett	239
1979-80	Kent Nilsson	40	Kent Nilsson	53	Kent Nilsson	93	Willi Plett	231
1978-79	Guy Chouinard	50	Bob MacMillan	71	Bob MacMillan	108	Willi Plett	213
1977-78	Bob MacMillan	31	Tom Lysiak	42	Tom Lysiak	69	Willi Plett	171
1976-77	Willi Plett	33	Tom Lysiak	51	Tom Lysiak	81	Willi Plett	123
1975-76	Curt Bennett	34	Tom Lysiak	51	Tom Lysiak	82	Pat Quinn	134
1974-75	Eric Vail	39	Tom Lysiak	52	Tom Lysiak	77	Pat Quinn	56
1973-74	Jacques Richard	27	Tom Lysiak	45	Tom Lysiak	64	Pat Quinn	94
1972-73	Bob Leiter	26	Bob Leiter	34	Bob Leiter	60	Pat Quinn	113

**Flames All-Time Individual Record

SCORELESS GAMES:

November 7, 1976, Atlanta at Detroit; Myre - Giacomini

October 26, 1996, Calgary at Los Angeles; Kidd - Fiset

October 30, 1998, Washington at Calgary; Wregget - Tabaracci

December 21, 1999, Dallas at Calgary; Brathwaite - Belfour

PENALTY SHOTS FOR: 27 Goals for in 56 Attempts

Mar.13, 2013
Feb.5, 2013
Feb.25, 2012
Feb.14, 2012
Apr.6, 2011
Mar.6, 2011
Feb.11, 2011
Dec.16, 2010
Mar.15, 2009
Oct.24, 2006
Oct.5, 2006
Mar.31, 2006
Dec.1, 2005
Nov.10, 2005
Nov.7, 2005
Oct.29, 2005
Oct.23, 2005

vs. Detroit
at Detroit
vs. Philadelphia
vs. Toronto
vs. Edmonton
vs. Nashville
vs. Anaheim
vs. Toronto
vs. Detroit
vs. Phoenix
at Edmonton
vs. Colorado
at Detroit
at Phoenix
vs. Vancouver
at San Jose
at Los Angeles

Mikael Backlund failed vs. Jonas Gustavsson
Jarome Iginla failed vs. Jimmy Howard
Alex Tanguay scored vs. Ilya Bryzgalov
Paul Byron scored vs. Jonas Gustavsson
Alex Tanguay failed vs. Nikolai Khabibulin
Jarome Iginla scored vs. Pekka Rinne
Olli Jokinen failed vs. Curtis McElhinney
Jarome Iginla failed vs. Jonas Gustavsson
Curtis Glencross failed vs. Jimmy Howard
Daymond Langkow failed vs. Curtis Joseph
Jarome Iginla failed vs. Dwayne Roloson
Matthew Lombardi scored vs. Peter Budaj
Shean Donovan failed vs. Jimmy Howard
Jarome Iginla scored vs. Curtis Joseph
Chuck Kobasew failed vs. Alex Auld
Tony Amonte failed vs. Nolan Schaefer
Marcus Nilson failed vs. Mathieu Garon

PENALTY SHOTS FOR: (con't)

Mar. 5, 2004	at Dallas	Shean Donovan failed vs. Marty Turco
Jan. 27, 2004	at Phoenix	Shean Donovan scored vs. Sean Burke
Jan. 3, 2004	vs. Vancouver	Jarome Iginla failed vs. Alex Auld
Dec. 26, 2003	vs. Vancouver	Oleg Saprykin failed vs. Dan Cloutier
Dec. 2, 2003	vs. San Jose	Shean Donovan scored vs. Vesa Toskala
Mar. 15, 2003	at San Jose	Jarome Iginla failed vs. Vesa Toskala
Apr. 2, 2002	vs. Atlanta	Scott Nichol scored vs. Milan Hnilecka
Jan. 22, 2002	vs. Toronto	Jarome Iginla failed vs. Curtis Joseph
Dec. 8, 2001	vs. Anaheim	Jarome Iginla failed vs. Jean-Sebastien Giguere
Feb. 27, 1998	vs. Vancouver	Hnat Domenichelli scored vs. Arturs Irbe
Oct. 24, 1996	vs. Pittsburgh	Robert Reichel scored vs. Tom Barrasso
Oct. 22, 1996	vs. Colorado	Theoren Fleury scored vs. Patrick Roy
Dec. 11, 1995	vs. Los Angeles	Steve Chiasson scored vs. Byron Dafee
Feb. 7, 1994	vs. Edmonton	Robert Reichel scored vs. Bill Ranford
Oct. 31, 1993	at Winnipeg	Paul Ranheim scored vs. Bob Essensa
Jan. 23, 1993	vs. Pittsburgh	Joe Nieuwendyk failed vs. Ken Wregget
Dec. 27, 1992	at Edmonton	C.J. Young failed vs. Bill Ranford
Dec. 11, 1992	at Toronto	Theoren Fleury scored vs. Rick Wamsley
Feb. 23, 1991	vs. Quebec	Theoren Fleury scored vs. Jacques Cloutier
Apr. 4, 1990	vs. Los Angeles	Al MacInnis scored vs. Kelly Hrudey (Playoffs)
Oct. 7, 1989	vs. NY Islanders	Doug Gilmour failed vs. Mark Fitzpatrick
Feb. 22, 1989	vs. Toronto	Hakan Loob failed vs. Jeff Reese
Dec. 16, 1988	at Vancouver	Joe Nieuwendyk scored vs. Steve Weeks
Dec. 12, 1988	at Toronto	Joe Nieuwendyk failed vs. Jeff Reese
Mar. 19, 1988	at Quebec	Mike Bullard failed vs. Mario Brunetta
Mar. 10, 1988	vs. Winnipeg	Hakan Loob failed vs. Daniel Berthiaume
Mar. 28, 1987	at Los Angeles	Joe Mullen scored vs. Al Jensen, disallowed illegal stick
Feb. 14, 1987	at Minnesota	Joe Mullen scored vs. Kari Takko
Dec. 2, 1986	vs. NY Islanders	Joe Mullen scored vs. Kelly Hrudey
Oct. 28, 1986	at Minnesota	Perry Berezan scored vs. Don Beaupre
Oct. 13, 1984	vs. Quebec	Jim Peplinski scored vs. Mario Gosselin
Dec. 19, 1983	vs. Winnipeg	Doug Risebrough scored vs. Doug Soetaert
Mar. 14, 1983	at New Jersey	Paul Reinhart scored vs. Ron Low
Nov. 18, 1982	at Philadelphia	Lanny McDonald failed vs. Pelle Lindbergh
Jan. 13, 1981	vs. NY Rangers	Bob MacMillan failed vs. Doug Soetaert
Jan. 8, 1981	vs. Washington	Kent Nilsson failed vs. Rollie Boutin
Oct. 9, 1976	vs. Philadelphia*	Curt Bennett scored vs. Bernie Parent
Jan. 2, 1975	vs. Montreal*	Jacques Richard failed vs. Ken Dryden
Feb. 16, 1974	at Toronto	Bob Leiter scored vs. Dunc Wilson

PENALTY SHOTS AGAINST: 14 Goals Against in 41 Attempts

Mar. 18, 2013	at Dallas	Antoine Roussel failed vs. Joey MacDonald
Dec. 6, 2011	vs. Carolina	Jiri Tlusty scored vs. Miikka Kiprusoff
Mar. 20, 2011	at Anaheim	Bobby Ryan failed vs. Henrik Karlsson
Mar. 4, 2011	vs. Columbus	Antoine Vermette failed vs. Miikka Kiprusoff
Mar. 4, 2011	vs. Columbus	Matt Calvert failed vs. Miikka Kiprusoff
Nov. 27, 2010	at Pittsburgh	Sidney Crosby failed vs. Miikka Kiprusoff
Oct. 30, 2010	vs. Washington	David Steckel scored on Henrik Karlsson
Jan. 21, 2010	vs. Chicago	Patrick Kane failed vs. Miikka Kiprusoff
Dec. 30, 2009	vs. Los Angeles	Dustin Brown failed vs. Miikka Kiprusoff
Nov. 4, 2009	at Dallas	Brendan Morrow failed vs. Curtis McElhinney
Nov. 6, 2008	vs. Nashville	Vernon Fiddler scored vs. Miikka Kiprusoff
Feb. 15, 2008	vs. Los Angeles	Jeff Giuliano failed vs. Miikka Kiprusoff
Feb. 3, 2006	vs. Vancouver	Alexandre Burrows failed vs. Miikka Kiprusoff
Dec. 29, 2005	vs. Minnesota	Brian Rolston failed vs. Miikka Kiprusoff
Nov. 12, 2005	vs. Colorado	Alex Tanguay scored vs. Miikka Kiprusoff
Oct. 17, 2005	vs. Phoenix	Oleg Saprykin failed vs. Miikka Kiprusoff
Dec. 29, 2003	vs. Minnesota	Richard Park scored vs. Miikka Kiprusoff
Mar. 16, 2003	at Anaheim	Paul Kariya failed to score vs. Jamie McLennan
Dec. 29, 2002	vs. Anaheim	Petr Sykora failed to score vs. Roman Turek
Apr. 9, 2002	at Atlanta	Jeff Cowan failed vs. Roman Turek
Jan. 11, 2002	vs. Phoenix	Michal Handzus failed to score vs. Roman Turek
Apr. 7, 2001	vs. Los Angeles	Zigmund Palffy failed vs. Fred Brathwaite
Dec. 7, 1998	vs. Dallas	Mike Modano failed vs. Tyler Moss
Apr. 13, 1998	at Los Angeles	Rob Blake failed vs. Dwayne Roloson
Mar. 22, 1998	vs. St. Louis	Darren Turcotte failed vs. Rick Tabaracci
Nov. 1, 1997	at Colorado	Joe Sakic scored vs. Tyler Moss
Jan. 14, 1996	at Colorado	Joe Sakic scored vs. Trevor Kidd
Mar. 7, 1995	at Chicago	Jeremy Roenick failed vs. Andrei Trefilov
Feb. 6, 1995	vs. Winnipeg	Teemu Selanne failed vs. Trevor Kidd
Nov. 24, 1993	vs. Toronto	Wendel Clark scored vs. Trevor Kidd
Jan. 16, 1992	at NY Rangers	Paul Broten scored vs. Michael Vernon
Oct. 19, 1991	at Vancouver	Gino Odjick scored vs. Michael Vernon
Mar. 14, 1989	at New Jersey	Kirk Muller failed vs. Michael Vernon
Dec. 23, 1988	at Edmonton	Craig MacTavish scored vs. Michael Vernon
Jan. 16, 1987	at Vancouver	Stan Smyl scored vs. Michael Vernon
Jan. 1, 1985	at Winnipeg	Bengt Lundholm failed vs. Rejean Lemelin
Dec. 6, 1983	at Quebec	Dale Hunter scored vs. Rejean Lemelin
Oct. 23, 1983	at Chicago	Denis Savard failed vs. Don Edwards
Jan. 3, 1979	at Toronto	Dan Maloney failed vs. Dan Bouchard
Feb. 9, 1978	at Los Angeles*	Hartland Monahan failed vs. Dan Bouchard
Feb. 10, 1974	vs. Los Angeles*	Whitney Widling scored vs. Phil Myre

FLAMES ALL-TIME LEADERS

GAMES PLAYED

Jarome Iginla.....	1219	Miikka Kiprusoff.....	576	Willi Plett.....	452
Robyn Regehr.....	826	Tim Hunter.....	545	Hakan Loob.....	450
Al MacInnis.....	803	Eric Vail.....	539	Tom Lysiak.....	445
Theoren Fleury.....	791	Michael Vernon (G).....	526	Bill Clement.....	444
Joel Otto.....	730	Paul Reinhart.....	517	Kent Nilsson.....	425
Jim Peplinski.....	711	Guy Chouinard.....	514	Robert Reichel.....	425
Gary Suter.....	617	Craig Conroy.....	507	Colin Patterson.....	416
Jamie Macoun.....	586	Lanny McDonald.....	492	Curt Bennett.....	405
Gary Roberts.....	585	Rey Comeau.....	468	Dan Bouchard (G).....	398
Joe Nieuwendyk.....	577	Ken Houston.....	462	Ron Stern.....	396

POINTS

Jarome Iginla.....	1095	Gary Suter.....	565	Eric Vail.....	452
Theoren Fleury.....	830	Kent Nilsson.....	562	Paul Reinhart.....	444
Al MacInnis.....	822	Guy Chouinard.....	529	Tom Lysiak.....	431
Joe Nieuwendyk.....	616	Gary Roberts.....	505	Hakan Loob.....	429

GOALS

Jarome Iginla.....	525	Lanny McDonald.....	215	Joe Mullen.....	190
Theoren Fleury.....	364	Al MacInnis.....	213	Joel Otto.....	167
Joe Nieuwendyk.....	314	Eric Vail.....	206		
Gary Roberts.....	257	Guy Chouinard.....	193		
Kent Nilsson.....	229	Hakan Loob.....	193		

ASSISTS

Al MacInnis.....	609	Guy Chouinard.....	336	Tom Lysiak.....	276
Jarome Iginla.....	570	Paul Reinhart.....	335	Jim Peplinski.....	263
Theoren Fleury.....	466	Kent Nilsson.....	333	Joel Otto.....	261
Gary Suter.....	437	Joe Nieuwendyk.....	302	Gary Roberts.....	248

PENALTY MINUTES

Tim Hunter.....	2405	Theoren Fleury.....	1339	Gary Suter.....	872
Gary Roberts.....	1736	Ron Stern.....	1288	Jarome Iginla.....	831
Joel Otto.....	1642	Willi Plett.....	1267	Robyn Regehr.....	802
Jim Peplinski.....	1467	Al MacInnis.....	944	Sandy McCarthy.....	730

FIVE-GOAL GAMES - 1

Joe Nieuwendyk.....	1
---------------------	---

FOUR-GOAL GAMES - 16

Joe Mullen.....	2	Jarome Iginla.....	1	Gary Roberts.....	1
Joe Nieuwendyk.....	2	Hakan Loob.....	1	Marc Savard.....	1
Kent Nilsson.....	2	Brian MacLellan.....	1	Garry Unger.....	1
Jiri Hrdina.....	1	Keith McCreary.....	1		
Mark Hunter.....	1	Jim Peplinski.....	1		

THREE-GOAL GAMES - 178 (includes four- and five-goal games)

Theoren Fleury.....	13	Bill Clement.....	2	Gary Leeman.....	1
Kent Nilsson.....	13	Curtis Glencross.....	2	Bob Leiter.....	1
Jarome Iginla.....	12	Jiri Hrdina.....	2	Matthew Lombardi.....	1
Joe Nieuwendyk.....	10	Olli Jokinen.....	2	Tom Lysiak.....	1
Gary Roberts.....	10	Gary McAdam.....	2	Al MacInnis.....	1
Lanny McDonald.....	9	Keith McCreary.....	2	Brian MacLellan.....	1
Hakan Loob.....	6	Joel Otto.....	2	Marty McNinis.....	1
Eddy Beers.....	5	Marc Savard.....	2	David Moss.....	1
Joe Mullen.....	5	Cory Stillman.....	2	Dana Murzyn.....	1
Eric Vail.....	5	German Titov.....	2	Owen Nolan.....	1
Ken Houston.....	4	Carey Wilson.....	2	Jim Peplinski.....	1
Robert Reichel.....	4	Valeri Bure.....	1	Jean Pronovost.....	1
Michael Cammalleri.....	3	Rey Comeau.....	1	Paul Ranheim.....	1
Rene Bourque.....	3	Shean Donovan.....	1	Paul Reinhart.....	1
Mark Hunter.....	3	Barry Gibbs.....	1	Doug Risebrough.....	1
Bob MacMillan.....	3	Bobby Gould.....	1	Larry Romanchych.....	1
Sergei Makarov.....	3	Brett Hull.....	1	Darcy Rota.....	1
Willi Plett.....	3	Kristian Huselius.....	1	Claude St. Sauveur.....	1
Ron Stern.....	3	Chuck Kobasew.....	1	Lee Stempniak.....	1
Curt Bennett.....	2	Dave Kryskow.....	1	Steve Tambellini.....	1
Ivan Boldirev.....	2	Dan Labraaten.....	1	John Tonelli.....	1
Guy Chouinard.....	2	Daymond Langkow.....	1	Garry Unger.....	1

FLAMES ALL-TIME LEADERS

MULTI-GOAL GAMES - 382

Jarome Iginla.....	94	Olli Jokinen.....	4	Kari Eloranta.....	1
Theoren Fleury.....	47	Dean McAmmond.....	4	Paul Fenton.....	1
Joe Nieuwendyk.....	47	Keith McCreary.....	4	Andrew Ference.....	1
Lanny McDonald.....	36	Owen Nolan.....	4	Aaron Gavey.....	1
Guy Chouinard.....	33	Doug Risebrough.....	4	Mark Giodano.....	1
Eric Vail.....	33	Perry Berezan.....	3	Marc Habscheid.....	1
Gary Roberts.....	30	Andrew Cassels.....	3	Niklas Hagman.....	1
Kent Nilsson.....	29	Dave Gagner.....	3	Roman Hamrlik.....	1
Robert Reichel.....	22	John Gould.....	3	Paul Henderson.....	1
Hakan Loob.....	21	Jamie Hislop.....	3	Jonas Hoglund.....	1
Tom Lysiak.....	21	Phil Housley.....	3	Phil Housley.....	1
Joe Mullen.....	18	Brian MacLellan.....	3	Jiri Hudler.....	1
Willi Plett.....	18	Marty McNnis.....	3	Cale Hulse.....	1
Bob MacMillan.....	16	Michael Nylander.....	3	Tim Jackman.....	1
Joel Otto.....	15	Jean Pronovost.....	3	Jim Jackson.....	1
Curt Bennett.....	13	Leon Rochefort.....	3	Kari Jalonen.....	1
Rene Bourque.....	13	Tony Amonte.....	2	Ed Kea.....	1
Ken Houston.....	13	Brent Ashton.....	2	Kelly Kisio.....	1
Michael Cammalleri.....	12	Ivan Boldirev.....	2	Tom Kostopoulos.....	1
Kristian Huselius.....	12	Dustin Boyd.....	2	Paul Kruse.....	1
Daymond Langkow.....	12	Roman Cervenka.....	2	Dave Kryskow.....	1
Valeri Bure.....	11	Chris Drury.....	2	Dan Labraaten.....	1
Rey Comeau.....	11	Bryan Hextall.....	2	Bobby Lalonde.....	1
Al MacInnis.....	11	Ernie Hicke.....	2	Gary Leeman.....	1
German Titov.....	11	Jiri Hrdina.....	2	Jordan Leopold.....	1
Doug Gilmour.....	10	Tim Hunter.....	2	Jocelyn Lemieux.....	1
Sergei Makarov.....	10	Sheldon Kennedy.....	2	Dave Lowry.....	1
Marc Savard.....	10	Chuck Kobasew.....	2	Jamie Lundmark.....	1
Cory Stillman.....	10	Red Laurence.....	2	Toni Lydman.....	1
Carey Wilson.....	10	Gerry Meehan.....	2	Jamie Macoun.....	1
Craig Conroy.....	9	Brendan Morrison.....	2	Randy Manery.....	1
Curtis Glencross.....	9	Dion Phaneuf.....	2	Gary McAdam.....	1
Kevin Lavallee.....	9	Harold Phillipoff.....	2	Corey Millen.....	1
Colin Patterson.....	9	Steve Reinprecht.....	2	Derek Morris.....	1
Jim Peplinski.....	9	Darcy Rota.....	2	Lew Morrison.....	1
Paul Ranheim.....	9	Oleg Saprykin.....	2	Richard Mulhern.....	1
Mel Bridgman.....	8	Jeff Shantz.....	2	Marty Murray.....	1
Mike Bullard.....	8	Bobby Simpson.....	2	Dana Murzyn.....	1
Matthew Lombardi.....	8	Matt Stajan.....	2	Rob Niedermayer.....	1
Dan Quinn.....	7	Ron Stern.....	2	Marcus Nilson.....	1
Paul Reinhart.....	7	Steve Tambellini.....	2	Eric Nystrom.....	1
Larry Romanchych.....	7	Wes Walz.....	2	Michel Petit.....	1
Gary Suter.....	7	Clarke Wilm.....	2	Ronald Petrovicky.....	1
Eddy Beers.....	6	Akim Aliu.....	1	Wayne Primeau.....	1
Martin Gelinis.....	6	Mikael Backlund.....	1	Pat Quinn.....	1
Brett Hull.....	6	Paul Baxter.....	1	Byron Ritchie.....	1
David Moss.....	6	Steve Begin.....	1	Phil Russell.....	1
Mike Eaves.....	5	Todd Bertuzzi.....	1	Chris Simon.....	1
Mark Hunter.....	5	Craig Berube.....	1	Martin St. Louis.....	1
Richard Kromm.....	5	Gino Cavallini.....	1	Lee Stempniak.....	1
Bob Leiter.....	5	Chris Clark.....	1	John Tonelli.....	1
Don Lever.....	5	Rene Corbet.....	1	Jason Weimer.....	1
John Stewart.....	5	Denis Cyr.....	1	Jamie Wright.....	1
Alex Tanguay.....	5	Nigel Dawes.....	1	C.J. Young.....	1
Steve Bozek.....	4	Bobby Dallas.....	1	Zarley Zalapski.....	1
Bill Clement.....	4	Shean Donovan.....	1		
Bill Flett.....	4	Hnat Domenichelli.....	1		
Hilliard Graves.....	4	Ted Drury.....	1		

FLAMES ALL-TIME TOP SEASONS

MOST POINTS

131	Kent Nilsson.....	1980-81
110	Joe Mullen.....	1988-89
108	Bob MacMillan.....	1978-79
107	Guy Chouinard.....	1978-79
106	Hakan Loob.....	1987-88
104	Kent Nilsson.....	1982-83
	Theoren Fleury.....	1990-91
103	Mike Bullard.....	1987-88
	Al MacInnis.....	1990-91
100	Theoren Fleury.....	1992-93
99	Kent Nilsson.....	1984-85
98	Lanny McDonald.....	1982-83
	Jarome Iginla.....	2007-08
96	Theoren Fleury.....	1995-96
	Jarome Iginla.....	2001-02
95	Joe Nieuwendyk.....	1989-90
94	Jarome Iginla.....	2006-07
93	Kent Nilsson.....	1979-80
	Robert Reichel.....	1993-94
92	Joe Nieuwendyk.....	1987-88
91	Gary Suter.....	1987-88
	Doug Gilmour.....	1989-90
90	Al MacInnis.....	1989-90
	Gary Roberts.....	1991-92
89	Jarome Iginla.....	2008-09
88	Robert Reichel.....	1992-93
87	Joe Mullen.....	1986-87
86	Sergei Makarov.....	1989-90
	Jarome Iginla.....	2010-11
85	Joe Mullen.....	1987-88
	Doug Gilmour.....	1988-89
	Hakan Loob.....	1988-89
	Joe Nieuwendyk.....	1990-91
	Theoren Fleury.....	1993-94
84	Gary Roberts.....	1993-94
83	Eric Vaill.....	1978-79
	Guy Chouinard.....	1980-81
	Al MacInnis.....	1987-88
82	Tom Lysiak.....	1975-76
	Joe Nieuwendyk.....	1988-89
	Al MacInnis.....	1993-94
	Michael Cammalleri.....	2008-09
81	Tom Lysiak.....	1976-77
	Doug Gilmour.....	1990-91
	Gary Suter.....	1992-93
	Alex Tanguay.....	2006-07
80	Guy Chouinard.....	1981-82
	Kent Nilsson.....	1983-84
79	Sergei Makarov.....	1990-91
	Gary Roberts.....	1992-93
78	Theoren Fleury.....	1997-98
77	Tom Lysiak.....	1974-75
	Guy Chouinard.....	1979-80
	Al MacInnis.....	1991-92
	Kristian Huselius.....	2006-07
	Daymond Langkow.....	2006-07
76	Al MacInnis.....	1986-87
	Gary Suter.....	1989-90
75	Mel Bridgman.....	1981-82
	Paul Reinhart.....	1982-83
	Eddy Beers.....	1983-84
	Joe Nieuwendyk.....	1992-93
	Joe Nieuwendyk.....	1993-94
	Valeri Bure.....	1999-00
	Craig Conroy.....	2001-02

MOST GOALS

66	Lanny McDonald.....	1982-83
53	Gary Roberts.....	1991-92
52	Jarome Iginla.....	2000-01
51	Joe Nieuwendyk.....	1987-88
	Joe Mullen.....	1988-89
	Joe Nieuwendyk.....	1988-89
	Theoren Fleury.....	1990-91
50	Guy Chouinard.....	1978-79
	Hakan Loob.....	1987-88
	Jarome Iginla.....	2007-08
49	Kent Nilsson.....	1980-81
48	Mike Bullard.....	1987-88
47	Joe Mullen.....	1986-87
46	Kent Nilsson.....	1982-83
	Theoren Fleury.....	1995-96
45	Joe Nieuwendyk.....	1989-90
	Joe Mullen.....	1990-91
43	Jarome Iginla.....	2010-11
41	Gary Roberts.....	1993-94
	Jarome Iginla.....	2003-04
40	Kent Nilsson.....	1979-80
	Joe Mullen.....	1987-88
	Robert Reichel.....	1992-93
	Robert Reichel.....	1993-94
	Theoren Fleury.....	1993-94
39	Eric Vaill.....	1974-75
	Gary Roberts.....	1989-90
	Jarome Iginla.....	2006-07
	Michael Cammalleri.....	2008-09
38	Willi Plett.....	1980-81
	Joe Nieuwendyk.....	1992-93
	Gary Roberts.....	1992-93
37	Bob MacMillan.....	1978-79
	Hakan Loob.....	1984-85
	Kent Nilsson.....	1984-85
36	Eddy Beers.....	1983-84
	Joe Mullen.....	1989-90
	Joe Nieuwendyk.....	1993-94
35	Eric Vaill.....	1978-79
	Valeri Bure.....	1999-00
	Jarome Iginla.....	2002-03
	Jarome Iginla.....	2005-06
	Jarome Iginla.....	2008-09
34	Curt Bennett.....	1975-76
	Lanny McDonald.....	1981-82
	Theoren Fleury.....	1992-93
	Kristian Huselius.....	2006-07
33	Willi Plett.....	1976-77
	Lanny McDonald.....	1983-84
	Theoren Fleury.....	1991-92
	Daymond Lankow.....	2006-07
32	Eric Vaill.....	1976-77
	Kevin Lavallee.....	1981-82
	Jarome Iginla.....	2009-10
	Jarome Iginla.....	2011-12
31	Curt Bennett.....	1974-75
	Tom Lysiak.....	1975-76
	Bob MacMillan.....	1977-78
	Guy Chouinard.....	1979-80
	Guy Chouinard.....	1980-81
	Kent Nilsson.....	1983-84
	Hakan Loob.....	1985-86
	Theoren Fleury.....	1989-90
	Jarome Iginla.....	2000-01
30	Tom Lysiak.....	1976-77
	Jim Peplinski.....	1981-82
	Hakan Loob.....	1983-84
	Dan Quinn.....	1985-86
	Sergei Makarov.....	1990-91
	Daymond Lankow.....	2007-08

MOST ASSISTS

82	Kent Nilsson.....	1980-81
75	Al MacInnis.....	1990-91
71	Bob MacMillan.....	1978-79
70	Gary Suter.....	1987-88
67	Doug Gilmour.....	1989-90
66	Theoren Fleury.....	1992-93
62	Kent Nilsson.....	1984-85
	Al MacInnis.....	1989-90
	Sergei Makarov.....	1989-90
61	Doug Gilmour.....	1990-91
60	Gary Suter.....	1989-90
59	Guy Chouinard.....	1982-83
	Doug Gilmour.....	1988-89
	Joe Mullen.....	1988-89
	Alex Tanguay.....	2006-07
58	Kent Nilsson.....	1982-83
	Paul Reinhart.....	1982-83
	Al MacInnis.....	1987-88
	Al MacInnis.....	1988-89
	Hakan Loob.....	1988-89
	Gary Suter.....	1990-91
	Gary Suter.....	1992-93
57	Guy Chouinard.....	1978-79
	Guy Chouinard.....	1981-82
	Al MacInnis.....	1985-86
	Al MacInnis.....	1991-92
56	Al MacInnis.....	1986-87
	Hakan Loob.....	1987-88
55	Mike Bullard.....	1987-88
	Jarome Iginla.....	2006-07
54	Al MacInnis.....	1993-94
	Jarome Iginla.....	2008-09
53	Kent Nilsson.....	1979-80
	Paul Reinhart.....	1986-87
	Theoren Fleury.....	1990-91
	Robert Reichel.....	1993-94
52	Tom Lysiak.....	1974-75
	Guy Chouinard.....	1980-81
	Al MacInnis.....	1984-85
51	Tom Lysiak.....	1975-76
	Tom Lysiak.....	1976-77
	Pekka Rautakallio.....	1981-82
	Theoren Fleury.....	1997-98
50	Gary Suter.....	1985-86
	Joe Nieuwendyk.....	1989-90
	Theoren Fleury.....	1995-96
49	Paul Reinhart.....	1980-81
	Mel Bridgman.....	1981-82
	Kent Nilsson.....	1983-84
	Gary Suter.....	1988-89
	Sergei Makarov.....	1990-91
48	Eric Vaill.....	1978-79
	Paul Reinhart.....	1981-82
	Carey Wilson.....	1984-85
	Sergei Makarov.....	1991-92
	Robert Reichel.....	1992-93
	Craig Conroy.....	2001-02
	Jarome Iginla.....	2007-08

FLAMES ALL-TIME TOP SEASONS (con't)

MOST PENALTY MINUTES

375	Tim Hunter	1988-89
361	Tim Hunter	1986-87
338	Ron Stern	1991-92
337	Tim Hunter	1987-88
291	Tim Hunter	1985-86
288	Willi Plett	1981-82
282	Gary Roberts	1987-88
279	Tim Hunter	1989-90
271	Neil Sheehy	1985-86
259	Tim Hunter	1984-85
252	Gary Roberts	1990-91
250	Gary Roberts	1988-89
	Chris Simon	2003-04
247	Krzysztof Oliwa	2003-04
243	Ron Stern	1993-94
241	Jim Peplinski	1988-89
239	Willi Plett	1980-81
234	Jim Peplinski	1987-88
231	Willi Plett	1979-80
222	Gary Roberts	1989-90
214	Jim Peplinski	1985-86
213	Willi Plett	1978-79
	Joel Otto	1988-89
209	Craig Berube	1992-93
208	Todd Simpson	1996-97
207	Gary Roberts	1991-92
	Ron Stern	1992-93
197	Theoren Fleury	1997-98
194	Paul Baxter	1985-86
	Mark Hunter	1988-89
192	Joel Otto	1987-88
188	Joel Otto	1985-86
186	Theoren Fleury	1993-94
185	Joel Otto	1986-87
	Paul Kruse	1993-94
183	Joel Otto	1990-91
182	Paul Baxter	1983-84
	Dion Phaneuf	2007-08
181	Jim Peplinski	1986-87

MOST WINS

45	Miikka Kiprusoff	2008-09
42	Miikka Kiprusoff	2005-06
40	Miikka Kiprusoff	2006-07
39	Michael Vernon	1987-88
	Miikka Kiprusoff	2007-08
37	Michael Vernon	1988-89
	Miikka Kiprusoff	2010-11
35	Miikka Kiprusoff	2009-10
	Miikka Kiprusoff	2011-12
32	Dan Bouchard	1978-79
31	Michael Vernon	1990-91
30	Rejean Lemelin	1984-85
	Michael Vernon	1986-87
	Roman Turek	2001-02
29	Rejean Lemelin	1985-86
	Michael Vernon	1992-93
27	Roman Turek	2002-03
26	Michael Vernon	1993-94
25	Dan Bouchard	1977-78
	Fred Brathwaite	1999-00
24	Michael Vernon	1991-92
	Miikka Kiprusoff	2003-04
23	Dan Bouchard	1979-80
	Michael Vernon	1989-90
22	Trevor Kidd	1994-95
21	Pat Riggin	1980-81
	Rejean Lemelin	1983-84
	Trevor Kidd	1996-97
20	Dan Bouchard	1974-75
19	Dan Bouchard	1973-74
	Dan Bouchard	1975-76
	Dan Bouchard	1979-80
	Pat Riggin	1981-82
	Rick Tabaracci	1995-96

MOST LOSSES

30	Michael Vernon	1991-92
29	Roman Turek	2002-03
28	Roman Turek	2001-02
	Miikka Kiprusoff	2009-10
26	Michael Vernon	1992-93
	Miikka Kiprusoff	2007-08
25	Fred Brathwaite	1999-00
24	Rejean Lemelin	1985-86
	Miikka Kiprusoff	2006-07
	Miikka Kiprusoff	2008-09
	Miikka Kiprusoff	2010-11
23	Phil Myre	1972-73
	Trevor Kidd	1996-97
	Michael Vernon	2000-01
22	Rick Tabaracci	1997-98
	Miikka Kiprusoff	2011-12
21	Dan Bouchard	1978-79
	Michael Vernon	1986-87
	Trevor Kidd	1995-96
20	Miikka Kiprusoff	2005-06
19	Dan Bouchard	1979-80
	Pat Riggin	1981-82
	Don Edwards	1983-84
	Michael Vernon	1990-91



FLAMES CAREER SCORING

	PLAYER	GP	G	A	PTS	PIM
1	Iginla, Jarome	1219	525	570	1095	831
2	Fleury, Theoren	791	364	466	830	1339
3	MacInnis, Al	803	213	609	822	944
4	Nieuwendyk, Joe	577	314	302	616	330
5	Suter, Gary	617	128	437	565	872
6	Nilsson, Kent	425	229	333	562	90
7	Chouinard, Guy	514	193	336	529	110
8	Roberts, Gary	585	257	248	505	1736
9	Vail, Eric	539	206	246	452	246
10	Reinhart, Paul	517	109	335	444	203
11	Lysiak, Tom	445	155	276	431	329
12	Loob, Hakan	450	193	236	429	189
13	Otto, Joel	730	167	261	428	1642
14	Peplinski, Jim	711	161	263	424	1467
15	McDonald, Lanny	492	215	191	406	408
16	Mullen, Joe	345	190	198	388	95
17	Reichel, Robert	425	153	201	354	217
18	Conroy, Craig	507	97	211	308	276
19	Plett, Willi	452	150	149	299	1267
20	Gilmour, Doug	266	81	214	295	286
21	MacMillan, Bob	308	122	173	295	111
22	Makarov, Sergei	297	94	198	292	199
23	Langkow, Daymond	392	123	165	288	159
24	Tanguay, Alex	342	86	198	284	166
25	Houston, Ken	462	128	145	273	516
26	Bennett, Curt	405	126	140	266	190
27	Wilson, Carey	355	102	161	263	160
28	Macoun, Jamie	586	62	184	246	664
29	Housley, Phil	328	50	188	238	140
30	Stillman, Cory	393	109	126	235	192
31	Titov, German	345	107	121	228	142
32	Phaneuf, Dion	378	75	153	228	522
33	Clement, Bill	444	85	139	224	197
34	Comeau, Rey	468	88	126	214	153
35	Ranheim, Paul	354	94	100	194	105
36	Beers, Eddy	226	87	105	192	232
37	Bure, Valeri	256	93	99	192	100
38	Quinn, Dan	222	72	119	191	100
39	Glencross, Curtis	327	93	97	190	239
40	Patterson, Colin	416	88	99	187	187
41	Huselius, Kristian	216	74	108	182	102
42	Manery, Randy	377	30	142	172	242
43	Risebrough, Doug	247	68	101	169	583
44	Lombardi, Matthew	347	65	102	167	225
45	Jokinen, Olli	236	59	106	165	169
46	Bourque, Rene	249	88	76	164	241
47	Romanchych, Larry	288	68	95	163	100
48	Morris, Derek	343	34	129	163	385
49	Regehr, Robyn	827	29	134	163	802
50	Bullard, Mike	136	76	81	157	102
51	Savard, Marc	221	60	94	154	158
52	Rautakallio, Pekka	235	33	121	154	122
53	Giordano, Mark	385	41	109	150	366
54	Leiter, Bobby	234	64	81	145	41

	PLAYER	GP	G	A	PTS	PIM
55	Bozek, Steve	261	64	79	143	80
56	Cammalleri, Michael	153	63	70	133	85
57	Russell, Phil	322	29	103	132	469
58	Lavallee, Kevin	212	66	65	131	63
59	Stern, Ron	396	59	66	125	1288
60	Bridgman, Mel	142	45	80	125	197
61	Moss, David	317	61	63	124	94
62	Tonelli, John	161	40	76	116	164
63	Kea, Ed	316	22	92	114	283
64	Pronovost, Jean	155	52	58	110	42
65	Nylander, Michael	168	34	74	108	54
66	Eloranta, Kari	255	12	96	108	149
67	Hunter, Tim	545	49	59	108	2405
68	Lever, Don	113	48	58	106	66
69	Kromm, Richard	189	43	61	104	90
70	Richard, Jacques	215	57	46	103	108
71	Konroyd, Steve	350	18	83	101	386
72	McCreary, Keith	231	49	50	99	91
73	Quinn, Pat	374	12	87	99	555
74	Hislop, Jamie	215	37	61	98	65
75	Bouwmeester, Jay	279	18	79	97	134
76	Yelle, Stephane	339	31	65	96	174
77	Lalonde, Bobby	155	38	56	94	54
78	Hrdina, Jiri	157	36	58	94	63
79	Eaves, Mike	117	28	65	93	30
80	Lydman, Toni	289	19	74	93	140
81	Mulhern, Richard	207	25	67	92	153
82	Graves, Hilliard	172	37	54	91	63
83	Ecclestone, Tim	220	28	62	90	92
84	Stajan, Matt	207	22	66	88	89
85	Gelinas, Martin	157	38	49	87	121
86	Shantz, Jeff	256	33	53	86	151
87	Gould, John	194	35	50	85	47
88	McCrimmon, Brad	231	16	67	83	274
89	McAmmond, Dean	137	38	43	81	78
90	Cassels, Andrew	151	29	52	81	50
91	Phillipoff, Harold	118	26	53	79	241
92	Murdoch, Bob	262	16	63	79	202
93	Shand, Dave	288	14	63	77	324
94	Zalapski, Zarley	178	21	55	76	220
95	Saprykin, Oleg	187	29	47	76	132
96	Chiasson, Steve	168	15	59	74	133
97	Berezan, Perry	152	31	42	73	154
98	Wilm, Clarke	303	31	42	73	250
99	Amonte, Tony	161	24	48	72	83
100	Kobasew, Chuck	210	34	37	71	160
101	Leopold, Jordan	233	16	55	71	110
102	Clark, Chris	278	35	36	71	363
103	Albelin, Tommy	339	12	59	71	92
104	MacLellan, Brian	134	35	35	70	95
105	Patrick, James	217	14	56	70	82
106	Aucoin, Adrian	157	20	49	69	83
107	Lowry, Dave	193	31	38	69	131
108	Gibbs, Barry	208	13	55	68	218

FLAMES CAREER SCORING (con't)

	PLAYER	GP	G	A	PTS	PIM
109	Stewart, John	142	35	32	67	71
110	Wiemer, Jason	252	34	32	66	567
111	Donovan, Shean	175	28	37	65	161
112	Hamrik, Roman	126	14	50	64	144
113	Ference, Andrew	224	10	53	63	210
114	Musil, Frank	335	18	45	63	505
115	Backlund, Mikael	170	23	39	62	69
116	Nattress, Ric	226	9	53	62	204
117	Gagner, Dave	82	27	33	60	48
118	Stempniak, Lee	108	23	37	60	28
119	Hunter, Mark	133	34	26	60	358
120	Sarich, Cory	379	10	49	59	462
121	Reinprecht, Steve	96	17	41	58	28
122	Gauthier, Denis	384	13	45	58	515
123	Boyd, Dustin	192	28	29	57	35
124	Walz, Wes	92	17	39	56	27
125	Yawney, Trent	274	11	45	56	368
126	McCarthy, Sandy	276	30	25	55	730
127	Murzyn, Dana	201	16	39	55	404
128	Baxter, Paul	209	16	39	55	568
129	Boldirev, Ivan	65	22	32	54	26
130	Morrison, Brendan	94	13	41	54	22
131	Tambellini, Steve	120	34	20	54	20
132	Kruse, Paul	246	24	29	53	614
133	Drury, Chris	80	23	30	53	33
134	McInnis, Marty	91	23	30	53	42
135	Hulse, Cale	277	10	43	53	449
136	Hull, Brett	57	27	24	51	12
137	Hoglund, Jonas	118	25	24	49	28
138	Rocheft, Leon	110	19	30	49	23
139	Flett, Bill	102	27	21	48	36
140	St. Sauveur, Claude	79	24	24	48	23
141	Sullivan, Mike	205	20	28	48	54
142	Lemieux, Jean	140	10	38	48	35
143	Petit, Michel	134	8	40	48	243
144	Sheehy, Neil	222	13	34	47	725
145	Nazarov, Andrei	112	15	31	46	108
146	Bourgeois, Charles	162	12	34	46	430
147	Jackson, Jim	107	15	30	45	20
148	Price, Noel	199	5	40	45	160
149	Harvey, Buster	80	17	27	44	16
150	Bertuzzi, Todd	66	15	29	44	74
151	Marsh, Brad	257	3	41	44	317
152	Domenichelli, Hnat	96	20	23	43	31
153	Ribble, Pat	203	12	31	43	188
154	Nilson, Marcus	194	19	23	42	77
155	Hagman, Niklas	106	17	25	42	28
156	Johansson, Roger	150	8	34	42	157
157	Simpson, Bobby	127	23	18	41	94
158	Kisio, Kelly	63	14	27	41	34
159	Meehan, Gerry	62	11	30	41	8
160	Hextall, Bryan	114	20	20	40	117
161	Ward, Ed	215	16	24	40	284
162	Kryskow, Dave	79	15	25	40	65

	PLAYER	GP	G	A	PTS	PIM
163	Millen, Corey	92	15	25	40	42
164	Nystrom, Eric	204	19	20	39	191
165	Lundmark, Jamie	99	16	23	39	72
166	Babchuk, Anton	104	10	28	38	26
167	Hindmarch, Dave	98	21	17	38	25
168	Labraaten, Dan	70	19	19	38	19
169	Niedermayer, Rob	111	14	24	38	91
170	Hicke, Ernie	58	14	23	37	37
171	Warrener, Rhett	231	11	26	37	239
172	Jackman, Tim	199	12	23	35	256
173	Matteau, Stephane	82	16	19	35	112
174	Laurence, Red	59	14	20	34	6
175	Kravchuk, Igor	115	4	30	34	23
176	Vernon, Michael (G)	526	0	34	34	192
177	Unger, Garry	79	17	16	33	39
178	Rota, Darcy	57	19	13	32	70
179	Dawes, Nigel	66	14	18	32	18
180	Cavallini, Gino	54	13	17	30	40
181	Lindsay, Bill	132	9	21	30	183
182	Simpson, Todd	214	4	26	30	500
183	Cyr, Denis	66	14	15	29	13
184	Bradley, Brian	45	10	19	29	16
185	Dahl, Kevin	179	7	22	29	149
186	Brodie, T.J.	104	4	24	28	24
187	Lindberg, Chris	79	11	17	28	35
188	Hudler, Jiri	42	10	17	27	22
189	Nichol, Scott	128	13	14	27	256
190	McAdam, Gary	46	12	15	27	18
191	Simon, Chris	85	11	16	27	119
192	Berube, Craig	234	10	17	27	628
193	Begin, Steve	159	15	11	26	214
194	Kostopoulos, Tom	140	11	15	26	101
195	Keczmer, Dan	98	3	23	26	72
196	Pardy, Adam	147	4	22	26	141
197	Kennedy, Sheldon	71	10	15	25	81
198	MacMillan, Bill	78	10	15	25	52
199	Carrier, Larry	100	6	18	24	112
200	Butler, Chris	112	3	20	23	53
201	Leeman, Gary	59	11	12	23	37
202	Corbet, Rene	68	9	14	23	70
203	Ramage, Rob	80	4	19	23	193
204	Boughner, Bob	148	5	18	23	293
205	Comeau, Blake	91	9	13	22	38
206	Dahlquist, Chris	151	4	18	22	118
207	Wideman, Dennis	46	6	16	22	12
208	Gavey, Aaron	67	9	12	21	58
209	Petrovicky, Ronald	107	9	12	21	139
210	Bouchard, Joel	126	9	12	21	106
211	Primeau, Wayne	94	6	15	21	76
212	Smith, Steve	102	1	20	21	139
213	Ritchie, Byron	109	12	8	20	137
214	Hlushko, Todd	76	7	13	20	84
215	Morrison, Lew	130	7	13	20	19
216	Wright, Jamie	63	6	14	20	32

FLAMES CAREER SCORING (con't)

PLAYER GP G A PTS PIM

217	St. Louis, Martin	69	4	16	20	32
218	Zaharko, Miles	71	1	19	20	26
219	Cowan, Jeff	83	14	5	19	130
220	McDonough, Al	35	10	9	19	15
221	Ashton, Brent	32	8	11	19	41
222	Sweeney, Tim	53	8	11	19	12
223	Glynn, Brian	68	5	14	19	87
224	Horak, Roman	81	5	13	18	16
225	Redmond, Dick	42	7	11	18	16
226	Habscheid, Marc	46	7	11	18	42
227	Torgaev, Pavel	50	6	12	18	18
228	Eriksson, Anders	61	1	17	18	36
229	White, Ian	43	6	12	18	18
230	Cervenka, Roman	39	9	8	17	14
231	Christoff, Steve	45	9	8	17	62
232	Forslund, Tomas	44	5	11	16	12
233	Huscroft, Jamie	109	3	13	16	279
234	Racine, Yves	46	1	15	16	24
235	Bouchard, Dan (G)	398	0	16	16	146
236	Jalonen, Kari	34	9	6	15	4
237	Dubinsky, Steve	84	4	11	15	18
238	Fox, Greg	80	1	14	15	95
239	Lemelin, Rejean (G)	324	0	15	15	53
240	Mokosak, Carl	42	7	7	14	87
241	Dowd, Jim	48	6	8	14	12
242	Evason, Dean	67	7	7	14	38
243	Dunn, Richie	80	3	11	14	47
244	Baertschi, Sven	25	6	7	13	10
245	DeGray, Dale	28	6	7	13	29
246	Henderson, Paul	30	7	6	13	6
247	Arnason, Chuck	33	7	6	13	13
248	O'Sullivan, Chris	49	2	11	13	14
249	Stalos, Steve	57	4	9	13	40
250	Plager, Bill	76	2	11	13	92
251	McCarty, Darren	99	7	6	13	175
252	Allison, Jamie	101	3	10	13	163
253	Friesen, Jeff	72	6	6	12	34
254	Fenton, Paul	31	5	7	12	10
255	Drury, Ted	34	5	7	12	26
256	Wilson, Bert	50	5	7	12	94
257	Buzek, Petr	76	4	8	12	28
258	Bialowas, Dwight	48	3	9	12	22
259	Sloan, Blake	74	2	10	12	32
260	Hannan, Scott	78	2	10	12	38
261	Smith, Derek	69	2	10	12	22
262	Smith, Brad	49	7	4	11	69
263	Kotalik, Ales	52	7	4	11	37
264	Paslawski, Greg	28	6	5	11	2
265	Tkaczuk, Daniel	19	4	7	11	14
266	Carr, Gene	30	3	8	11	6
267	Priakin, Sergei	46	3	8	11	2
268	Krivokrasov, Sergei	12	1	10	11	4
269	Picard, Noel	57	1	10	11	53
270	Meredith, Greg	36	6	4	10	8

PLAYER GP G A PTS PIM

271	Johansson, Andreas	28	3	7	10	14
272	Dollas, Bobby	49	3	7	10	28
273	Kyte, Jim	63	0	10	10	260
274	Turek, Roman (G)	152	0	10	10	18
275	Kiprusoff, Miikka (G)	576	0	10	10	43
276	Shannon, Darryl	27	1	8	9	22
277	Gratton, Norm	29	3	6	9	12
278	Stiles, Tony	30	2	7	9	20
279	Lapointe, Claude	32	4	5	9	20
280	McKendry, Alex	36	3	6	9	19
281	Johansson, Mathias	46	4	5	9	12
282	Oslecki, Mark	50	2	7	9	24
283	Fotiu, Nick	51	5	4	9	166
284	Brown, Arnie	63	3	6	9	46
285	Vandermeer, Jim	67	1	8	9	149
286	Paradise, Bob	89	1	8	9	116
287	Montador, Steve	94	4	5	9	201
288	Murray, Bob	104	3	6	9	56
289	Kidd, Trevor (G)	178	0	9	9	12
290	Deadmarsh, Butch	61	7	1	8	97
291	Lemieux, Jocelyn	20	4	4	8	10
292	Nieminen, Ville	19	3	5	8	18
293	Godynyuk, Alexander	33	3	5	8	23
294	Betts, Blair	35	3	5	8	12
295	McGrattan, Brian	53	4	3	7	135
296	Courteau, Yves	18	2	5	7	4
297	Bergqvist, Jonas	22	2	5	7	10
298	Werenka, Brad	45	2	5	7	37
299	Prust, Brandon	78	2	5	7	202
300	Schlegel, Brad	26	1	6	7	4
301	Guy, Kevan	42	0	7	7	33
302	Dingman, Chris	72	3	3	6	166
303	Murray, Marty	26	3	3	6	6
304	Roche, Dave	38	3	3	6	49
305	Green, Josh	36	2	4	6	24
306	Harris, Ron	24	2	4	6	8
307	Skrudland, Brian	16	2	4	6	10
308	Vlitaikoski, Vesa	23	2	4	6	8
309	Churla, Shane	34	1	5	6	158
310	Gratton, Benoit	24	1	5	6	24
311	Mayers, Jamal	27	1	5	6	53
312	Simard, Martin	37	1	5	6	172
313	Sjostrom, Fredrik	46	1	5	6	8
314	Zyuzin, Andrei	49	1	5	6	30
315	Riggin, Pat (G)	119	0	6	6	11
316	Byron, Paul	26	3	3	6	4
317	MacDonald, Craig	25	3	2	5	8
318	Young, C.J.	28	3	2	5	20
319	Oliwa, Krzysztof	65	3	2	5	247
320	Coxe, Craig	7	2	3	5	32
321	Harkins, Todd	20	2	3	5	29
322	Hentunen, Jukka	28	2	3	5	4
323	Ingarfield, Earl, Jr.	17	2	3	5	6
324	Smyth, Greg	42	2	3	5	110

FLAMES CAREER SCORING (con't)

PLAYER GP G A PTS PIM

325	Johnson, Terry	24	1	4	5	71
326	Leclerc, Mike	15	1	4	5	8
327	Talafous, Dean	18	1	4	5	13
328	Volcan, Mickey	19	1	4	5	18
329	Sabourin, Ken	27	1	4	5	72
330	Jones, Blair	36	1	4	5	18
331	Borshevsky, Nikolai	8	0	5	5	0
332	Stuart, Brad	27	0	5	5	18
333	Reese, Jeff (G)	39	0	5	5	16
334	Holt, Randy	56	0	5	5	174
335	Myre, Phil (G)	211	0	5	5	23
336	Featherstone, Glen	13	1	3	4	19
337	Bureau, Marc	19	1	3	4	8
338	Regehr, Richie	20	1	3	4	6
339	Sutter, Ron	21	1	3	4	12
340	Bouma, Lance	43	1	3	4	13
341	Hay, Dwayne	49	1	3	4	16
342	Smith, Mark	54	1	3	4	59
343	Engblom, Brian	32	0	4	4	28
344	Bowness, Rick	33	0	4	4	29
345	Seiling, Rod	36	0	4	4	12
346	Rolason, Dwayne (G)	70	0	4	4	12
347	Tabaracci, Rick (G)	97	0	4	4	22
348	Cundari, Mark	4	1	2	3	2
349	Reinhart, Max	11	1	2	3	4
350	Varlamov, Sergei	8	3	0	3	0
351	Gould, Bob	20	3	0	3	4
352	Roy, Andre	44	3	0	3	83
353	Aliu, Akim	7	2	1	3	26
354	Eakin, Bruce	9	2	1	3	4
355	Markwart, Nevin	10	2	1	3	25
356	Sarault, Yves	11	2	1	3	4
357	Andersson, Erik	12	2	1	3	8
358	Higgins, Christopher	12	2	1	3	0
359	May, Alan	7	1	2	3	1
360	McTavish, Dale	9	1	2	3	2
361	Kronwall, Staffan	11	1	2	3	2
362	Kohn, Ladislav	12	1	2	3	4
363	Rioux, Pierre	14	1	2	3	4
364	Dupont, Micki	18	1	2	3	6
365	Johnson, Aaron	22	1	2	3	19
366	Marchment, Bryan	37	1	2	3	75
367	Bassen, Bob	41	1	2	3	35
368	Pelech, Matt	5	0	3	3	9
369	Esau, Len	7	0	3	3	7
370	Dwyer, Mike	9	0	3	3	4
371	Pankewicz, Greg	17	0	3	3	20
372	Mohns, Doug	28	0	3	3	10
373	Belak, Wade	72	0	3	3	218
374	Edwards, Don (G)	114	0	3	3	6
375	Brathwaite, Fred (G)	138	0	3	3	45
376	Haas, David	2	1	1	2	7
377	Sweeney, Bob	6	1	1	2	6
378	Greig, Mark	8	1	1	2	2

PLAYER GP G A PTS PIM

379	Byers, Jerry	12	1	1	2	9
380	Stefaniw, Morris	13	1	1	2	2
381	Landry, Eric	15	1	1	2	4
382	Sutter, Brett	18	1	1	2	12
383	Wappel, Gord	20	1	1	2	10
384	Van der Gulik, David	6	0	2	2	0
385	Lessard, Rick	7	0	2	2	2
386	Korn, Jim	9	0	2	2	26
387	Loyens, Lynn	12	0	2	2	2
388	Morgan, Jason	13	0	2	2	2
389	Meyer, Stefan	16	0	2	2	17
390	Brigley, Travis	19	0	2	2	6
391	Hanson, Keith	25	0	2	2	77
392	Dadswell, Doug (G)	27	0	2	2	2
393	Ketter, Kerry	41	0	2	2	58
394	Hale, David	69	0	2	2	56
395	Wamsley, Rick (G)	111	0	2	2	12
396	O'Flaherty, Gerry	1	1	0	1	2
397	Hanowski, Ben	5	1	0	1	0
398	Botterill, Jason	6	1	0	1	2
399	Chernomaz, Richard	14	1	0	1	6
400	Peters, Warren	16	1	0	1	12
401	Lemieux, Richard	1	0	1	1	0
402	Bolduc, Dan	2	0	1	1	0
403	Botting, Cam	2	0	1	1	0
404	Negrin, John	3	0	1	1	2
405	Malgunas, Stewart	4	0	1	1	2
406	Sabourin, Dany (G)	4	0	1	1	0
407	Zemlak, Richard	5	0	1	1	42
408	Street, Ben	6	0	1	1	0
409	Helenius, Sami	7	0	1	1	8
410	Larose, Guy	7	0	1	1	4
411	Miller, Brad	8	0	1	1	14
412	Andersson, Niklas	11	0	1	1	4
413	Irving, Leland (G)	13	0	1	1	0
414	Kolanos, Krys	13	0	1	1	2
415	Nemisz, Greg	15	0	1	1	0
416	Norwood, Lee	16	0	1	1	16
417	Eakins, Dallas	17	0	1	1	11
418	Moss, Tyler (G)	17	0	1	1	0
419	Carson, Brett	18	0	1	1	0
420	Commodore, Mike	18	0	1	1	44
421	Mikkelsen, Brendan	19	0	1	1	2
422	Lakovic, Sasha	19	0	1	1	54
423	Giguere, JS (G)	22	0	1	1	6
424	Fata, Rico	27	0	1	1	10
425	Wregget, Ken (G)	27	0	1	1	8
426	Charron, Eric	35	0	1	1	55
427	McLennan, Jamie (G)	57	0	1	1	34
428	Bartel, Robin	1	0	0	0	0
429	Dome, Robert	1	0	0	0	0
430	Heaphy, Shawn	1	0	0	0	0
431	Keetley, Matt (G)	1	0	0	0	0
432	Lamb, Mark	1	0	0	0	0

FLAMES CAREER SCORING (con't)

	PLAYER	GP	G	A	PTS	PIM
433	Lebeau, Patrick	1	0	0	0	0
434	Maki, Tomi	1	0	0	0	0
435	Olsen, Darryl	1	0	0	0	0
436	Ramholt, Tim	1	0	0	0	0
437	Schulte, Paxton	1	0	0	0	2
438	Sharples, Scott (G)	1	0	0	0	0
439	Skalde, Jarrod	1	0	0	0	0
440	Turnbull, Randy	1	0	0	0	2
441	Whitmore, Kay (G)	1	0	0	0	0
442	Ahola, Peter	2	0	0	0	0
443	Bancks, Carter	2	0	0	0	0
444	Bucyk, Randy	2	0	0	0	0
445	Christie, Ryan	2	0	0	0	0
446	Chucko, Kris	2	0	0	0	2
447	Curtale, Tony	2	0	0	0	0
448	Freer, Mark	2	0	0	0	4
449	Greentree, Kyle	2	0	0	0	0
450	Hogoboom, Bill	2	0	0	0	0
451	Ivanans, Raitis	2	0	0	0	5
452	Letang, Alan	2	0	0	0	0
453	Mercredi, Vic	2	0	0	0	0
454	Mrozik, Rick	2	0	0	0	0
455	Muzzatti, Jason (G)	2	0	0	0	0
456	Reiersen, Dave	2	0	0	0	2
457	Sundblad, Niklas	2	0	0	0	0
458	Taylor, Danny	2	0	0	0	0
459	Wilson, Rik	2	0	0	0	0
460	Adduono, Rick	3	0	0	0	2
461	Beaudoin, Serge	3	0	0	0	0
462	Bodak, Bob	3	0	0	0	22
463	Boucher, Bryan (G)	3	0	0	0	0
464	Eisenhut, Neil	3	0	0	0	0
465	Garner, Tyrone (G)	3	0	0	0	0
466	Gorman, Dave	3	0	0	0	0
467	Guenette, Steve (G)	3	0	0	0	2
468	Harrer, Tim	3	0	0	0	2
469	Jaffray, Jason	3	0	0	0	0
470	Jantunen, Marko	3	0	0	0	0

	PLAYER	GP	G	A	PTS	PIM
471	Letourneau-Leblond, Pierre-Luc	3	0	0	0	10
472	Nieckar, Barry	3	0	0	0	12
473	Sorochan, Lee	3	0	0	0	0
474	Walker, Howard	3	0	0	0	7
475	Brubaker, Jeff	4	0	0	0	19
476	Craig, Jim (G)	4	0	0	0	0
477	Germyn, Carsen	4	0	0	0	0
478	Grimson, Stu	4	0	0	0	22
479	Hampson, Gord	4	0	0	0	5
480	Martineau, Don	4	0	0	0	2
481	Modin, Fredrik	4	0	0	0	0
482	Morrow, Scott	4	0	0	0	0
483	Mottau, Mike	4	0	0	0	0
484	Struch, David	4	0	0	0	4
485	Ference, Brad	5	0	0	0	2
486	Piskula, Joe	5	0	0	0	2
487	Sonnenberg, Martin	5	0	0	0	2
488	Wilson, Clay	5	0	0	0	4
489	Wortman, Kevin	5	0	0	0	2
490	Bernhardt, Tim (G)	6	0	0	0	2
491	Scoville, Darrel	6	0	0	0	2
492	Toskala, Vesa (G)	6	0	0	0	0
493	Chorske, Tom	7	0	0	0	2
494	Conacher, Pat	7	0	0	0	2
495	Ferguson, Craig	8	0	0	0	4
496	Sauve, Philippe (G)	8	0	0	0	21
497	Joseph, Curtis (G)	9	0	0	0	2
498	Desbiens, Guillaume	10	0	0	0	25
499	Thompson, Rocky	15	0	0	0	86
500	D'Amour, Marc (G)	16	0	0	0	22
501	MacDonald, Joey	21	0	0	0	0
502	Belanger, Yves (G)	22	0	0	0	0
503	Fuhr, Grant (G)	23	0	0	0	2
504	Peluso, Mike	23	0	0	0	113
505	Trefilov, Andrei (G)	23	0	0	0	6
506	Karlsson, Henrik (G)	26	0	0	0	0
507	McElhinney, Curtis (G)	29	0	0	0	2



FLAMES CAREER GOALTENDERS



GOALTENDER	GP	MP	W	L	T	GA	SO	GAA	WIN %
Toskala, Vesa	6	212	2	0	0	8	0	2.27	.333
Kiprusoff, Miikka	576	33,779	305	192	66	1387	41	2.46	.587
Turek, Roman	152	8,934	63	68	20	376	12	2.53	.483
Wregget, Ken	27	1,589	10	12	4	67	1	2.53	.462
Brathwaite, Fred	138	7854	51	51	24	332	11	2.54	.500
Joseph, Curtis	9	399	3	2	0	17	0	2.55	.333
McLennan, Jamie	57	3144	17	25	7	143	4	2.73	.298
Karlsson, Henrik	26	1,292	5	9	8	60	0	2.79	.346
Tabaracci, Rick	97	5,373	36	42	10	252	4	2.81	.461
Moss, Tyler	17	919	5	10	1	43	0	2.81	.344
Kidd, Trevor	178	9,746	72	66	26	460	10	2.83	.518
MacDonald, Joey	21	1148	8	9	0	55	0	2.87	.405
Roloson, Dwayne	70	3,823	20	30	11	188	1	2.95	.418
Taylor, Danny	2	120	1	1	0	6	0	3.00	.500
Bouchard, Dan	398	22,853	168	139	75	1,154	20	3.03	.538
Giguere, J.S.	22	1,191	7	10	2	61	0	3.07	.421
Trefilov, Andrei	22	1,086	3	10	3	58	2	3.20	.281
Irving, Leland	13	664	3	4	0	36	0	3.25	.385
Myre, Phil	211	12,230	76	95	32	654	11	3.21	.453
Wamsley, Rick	111	6,096	53	30	15	326	4	3.21	.617
McElhinney, Curtis	29	1,170	4	12	1	63	0	3.23	.265
Vernon, Michael	526	29,650	262	170	13	1613	13	3.26	.601
Sauve, Philippe	8	402	3	3	0	22	0	3.28	.375
Reese, Jeff	39	1,911	17	6	3	108	1	3.39	.712
D'Amour, Marc	15	560	2	4	2	32	0	3.43	.375
Sabouring, Dany	4	169	0	3	0	10	0	3.55	.000
Lemelin, Rejean	324	17,698	144	100	46	1,082	6	3.67	.576
Sharples, Scott	1	65	0	0	1	4	0	3.69	.500
Craig, Jim	4	206	1	2	1	13	0	3.79	.375
Fuhr, Grant	23	1,205	5	13	2	77	0	3.83	.300
Riggin, Pat	119	6,713	51	44	17	434	4	3.88	.531
Guenette, Steve	3	179	2	1	0	12	0	4.02	.667
Edwards, Don	114	6,203	40	49	13	420	2	4.06	.456
Belanger, Yves	22	1,119	8	10	0	76	1	4.08	.444
Dadswell, Doug	27	1,346	8	8	3	99	0	4.41	.500
Bernhardt, Tim	6	280	0	5	0	21	0	4.50	.000
Boucher, Brian	3	182	1	2	0	15	0	4.95	.333
Garner, Tyrone	3	139	0	2	0	12	0	5.18	.000
Muzzatti, Jason	2	70	0	1	0	8	0	6.86	.000
Keetley, Matt	1	9	0	0	0	0	0	0.00	.000

FLAMES LIFETIME SHUTOUTS

FOR: 158				AGAINST: 138		
GOALTENDER	SCORE	DATE	TEAM	GOALTENDER	SCORE	DATE
M. Vernon	3-0	Apr. 11, 1994	ANAHEIM	G. Hebert	5-0	Mar. 15, 1995
M. Kiprusoff	3-0	Apr. 11, 2006		G. Hebert	7-0	Dec. 20, 1996
M. Kiprusoff	3-0	Nov. 10, 2006		G. Hebert	1-0	Nov. 14, 1998
M. Kiprusoff	1-0 (OT)	Jan. 12, 2012		J.S. Giguere/S. Shields	4-0	Dec. 8, 2001
				V. Fasth	4-0	Mar. 8, 2013
			ATLANTA	M. Hnilicka	1-0	Jan. 11, 2002
D. Bouchard	9-0	Mar. 9, 1976	BOSTON	J. Adams	4-0	Nov. 14, 1972
J. McLennan	5-0	Dec. 18, 2003		G. Cheevers	3-0	Jan. 23, 1977
M. Kiprusoff	3-0	Dec. 17, 2005		B. Ranford	6-0	Oct. 26, 1986
				B. Dafoe	3-0	Oct. 18, 1997
				T. Thomas	5-0	Mar. 27, 2010
				T. Rask	9-0	Jan. 5, 2012
D. Bouchard	3-0	Jan. 9, 1974	BUFFALO	R. Crozier	4-0	Nov. 17, 1974
R. Wamsley	9-0	Nov. 5, 1988		B. Sauve	4-0	Mar. 4, 1981
R. Tabaracci	3-0	Oct. 6, 1996		D. Hasek	2-0	Mar. 24, 1998
R. Turek	3-0	Oct. 31, 2002		M. Noronen	2-0	Oct. 18, 2003
P. Myre	2-0	Oct. 31, 1975		G. Simmons	3-0	Oct. 11, 1974
			CALIFORNIA / CLEVELAND			
M. Kiprusoff	1-0	Dec. 11, 2003	CAROLINA / HARTFORD	S. Burke	2-0	Mar. 5, 1997
M. Kiprusoff	3-0	Dec. 5, 2006				
P. Myre	2-0	Nov. 8, 1974	CHICAGO	T. Esposito	7-0	Mar. 24, 1973
D. Bouchard	2-0	Dec. 7, 1975		T. Esposito	3-0	Feb. 8, 1974
M. Vernon	4-0	Nov. 30, 1987		T. Esposito	4-0	Feb. 23, 1975
R. Tabaracci	1-0	Mar. 27, 1996		T. Esposito	3-0	Dec. 18, 1977
R. Turek	4-0	Oct. 6, 2001		M. Bannerman	3-0	Oct. 11, 1981
R. Turek	2-0	Mar. 7, 2003		E. Belfour	1-0	Mar. 16, 1993
				A. Munro	2-0	Jan. 26, 2006
				R. Emery	2-0	Mar. 26, 2013
A. Trefilov	1-0	Jan. 11, 1994	COLORADO / QUEBEC	R. Sevigny	4-0	Jan. 11, 1985
M. Vernon	3-0	Dec. 19, 2000		M. Denis	4-0	Jan. 5, 2000
R. Turek	2-0	Nov. 10, 2001		D. Aebischer	1-0	Mar. 29, 2001
M. Kiprusoff	2-0	Feb. 24, 2004		D. Aebischer	2-0	Jan. 24, 2002
M. Kiprusoff	2-0	Apr. 13, 2006		P. Budaj	3-0	Mar. 12, 2006
M. Kiprusoff	3-0	Oct. 28, 2008		J. Theodore	2-0	Mar. 24, 2008
M. Kiprusoff	1-0	Nov. 20, 2008				
F. Brathwaite	3-0	Mar. 27, 2001	COLUMBUS	R. Tugnutt	3-0	Mar. 14, 2001
J. McLennan	3-0	Nov. 1, 2003		M. Denis	3-0	Dec. 19, 2002
M. Kiprusoff	2-0	Mar. 18, 2004		F. Noreenna	3-0	Mar. 18, 2008
M. Kiprusoff	1-0	Mar. 4, 2008		S. Mason	5-0	Mar. 26, 2009
P. Myre	5-0	Dec. 8, 1976	DALLAS / MINNESOTA	C. Maniago	6-0	Oct. 18, 1972
T. Kidd	6-0	Feb. 11, 1995		C. Maniago	5-0	Nov. 29, 1972
F. Brathwaite	1-0	Jan. 8, 1999		C. Maniago	3-0	Mar. 3, 1973
F. Brathwaite	0-0	Dec. 21, 1999		E. Belfour	0-0	Dec. 21, 1999
M. Kiprusoff	1-0	Mar. 9, 2006		M. Turco	2-0	Mar. 31, 2001
M. Kiprusoff	1-0	Feb. 22, 2008		M. Turco	3-0	Nov. 29, 2001
				M. Turco	4-0	Mar. 22, 2004
D. Bouchard	2-0	Dec. 13, 1972	DETROIT	R. Edwards	1-0	Feb. 3, 1973
D. Bouchard	2-0	Nov. 4, 1973		E. Giacomin	8-0	Mar. 27, 1976
D. Bouchard	4-0	Mar. 10, 1974		E. Giacomin	0-0	Nov. 7, 1976
P. Myre	0-0	Nov. 7, 1976		C. Osgood	3-0	Oct. 27, 1995
R. Lemelin	10-0	Jan. 15, 1981		C. Osgood	4-0	Feb. 19, 1997
M. Vernon	7-0	Jan. 5, 1991		C. Osgood	2-0	Oct. 18, 1998
M. Vernon	3-0	Dec. 14, 1992		C. Joseph	4-0	Oct. 21, 2002
M. Vernon	2-0	Dec. 10, 2001		C. Joseph	5-0	Nov. 19, 2002
M. Kiprusoff	3-0	Nov. 27, 2009		C. Joseph	3-0	Nov. 4, 2003
J. Reese	4-0	Oct. 25, 1992	EDMONTON	B. Ranford	6-0	Jan. 8, 1989
R. Turek	1-0	Oct. 3, 2001		T. Salo	7-0	Jan. 19, 2000
R. Turek	2-0	Apr. 12, 2002		T. Salo	2-0	Nov. 19, 2000
J. McLennan	1-0	Oct. 14, 2003		M. Garon	5-0	Feb. 4, 2008
M. Kiprusoff	3-0	Oct. 15, 2005		N. Khabibulin	4-0	Oct. 7, 2010
M. Kiprusoff	4-0	Jan. 20, 2007				
M. Kiprusoff	3-0	Dec. 10, 2011				

FLAMES LIFETIME SHUTOUTS (con't)

FOR: 154				AGAINST: 129		
GOALTENDER	SCORE	DATE	TEAM	GOALTENDER	SCORE	DATE
R. Tabaracci	2-0	Jan. 6, 1996	FLORIDA	J. Hurme T. Vokoun	3-0 3-0	Nov. 9, 2002 Oct. 14, 2010
D. Bouchard	5-0	Jan. 17, 1975	LOS ANGELES	R. Vachon	3-0	Dec. 8, 1973
R. Lemelin	7-0	Mar. 3, 1985		R. Vachon	3-0	Jan. 13, 1976
D. Edwards	3-0	Mar. 29, 1985		K. Hruday	4-0	Oct. 15, 1992
R. Lemelin	5-0	Dec. 12, 1985		S. Fiset	0-0	Oct. 26, 1996
R. Wamsley	5-0	Oct. 25, 1989		J. Storr	3-0	Jan. 14, 1999
R. Wamsley	5-0	Mar. 5, 1990		J. Storr	5-0	Jan. 6, 2001
T. Kidd	0-0	Oct. 26, 1996		F. Potvin	2-0	Feb. 22, 2001
D. Roloson	2-0	Nov. 28, 1996		J. Quick	3-0	Mar. 28, 2012
F. Brathwaite	3-0	Jan. 25, 2001				
R. Turek	2-0	Dec. 3, 2001				
M. Kiprusoff	2-0	Feb. 12, 2009	MINNESOTA	M. Fernandez	3-0	Mar. 31, 2003
M. Kiprusoff	1-0	Feb. 18, 2012		D. Roloson	3-0	Nov. 7, 2003
M. Vernon	1-0	Nov. 8, 2000		N. Backstrom	4-0	Apr. 3, 2009
M. Kiprusoff	3-0	Nov. 1, 2005		N. Backstrom	4-0	Mar. 3, 2010
M. Kiprusoff	3-0	Jan. 9, 2007		N. Backstrom	6-0	Jan. 19, 2011
M. Kiprusoff	1-0 (SO)	Mar. 27, 2007		N. Backstrom	3-0	Nov. 8, 2011
M. Kiprusoff	3-0	Nov. 29, 2010				
M. Vernon	3-0	Nov. 9, 1986	MONTREAL	K. Dryden	3-0	Oct. 12, 1972
M. Kiprusoff	1-0	Nov. 10, 2009		B. Larocque	2-0	Dec. 2, 1974
M. Kiprusoff	4-0	Feb. 20, 2011		K. Dryden	4-0	Nov. 25, 1975
				K. Dryden	7-0	Jan. 2, 1977
				B. Larocque	6-0	Jan. 25, 1979
				D. Herron	4-0	Dec. 18, 1980
				P. Roy	4-0	Nov. 11, 1995
M. Vernon	3-0	Dec. 7, 2000	NASHVILLE	M. Dunham	4-0	Apr. 5, 2001
R. Turek	3-0	Dec. 17, 2002		M. Dunham	1-0	Oct. 11, 2001
R. Turek	4-0	Jan. 22, 2004		C. Mason	3-0	Jan. 15, 2008
M. Kiprusoff	3-0	Nov. 1, 2004		D. Ellis	1-0	Jan. 15, 2010
M. Kiprusoff	5-0	Nov. 30, 2009		P. Rinne	2-0	Oct. 22, 2011
M. Kiprusoff	1-0 (OT)	Oct. 19, 2010				
M. Kiprusoff	1-0	Nov. 29, 2011				
P. Myre	1-0	Nov. 20, 1974	NEW JERSEY COLORADO / KANSAS CITY	M. Dunham	5-0	Dec. 16, 1996
D. Bouchard	4-0	Mar. 2, 1975		M. Brodeur	1-0 (OT)	Dec. 23, 2007
P. Riggan	11-0	Apr. 1, 1982				
D. Edwards	7-0	Mar. 14, 1983				
P. Myre	4-0	Nov. 16, 1972	NY ISLANDERS	B. Smith	2-0	Oct. 17, 1975
P. Myre	4-0	Dec. 17, 1972		B. Smith	7-0	Oct. 12, 1976
F. Brathwaite	5-0	Dec. 2, 1999		B. Smith / G. Hogosta	9-0	Nov. 1, 1977
F. Brathwaite	2-0	Oct. 14, 2000		C. Resch	5-0	Jan. 20, 1981
P. Myre	1-0	Mar. 14, 1975	NY RANGERS	G. Villemure	6-0	Feb. 4, 1973
D. Bouchard	6-0	Apr. 1, 1978		J. Vanbiesbrouck	4-0	Nov. 4, 1991
M. Vernon	3-0	Dec. 15, 1992		D. Blackburn	1-0 (OT)	Nov. 7, 2002
J. McLennan	5-0	Jan. 5, 2004				
M. Kiprusoff	3-0	Dec. 7, 2008				
A. Trefilov	10-0	Jan. 15, 1994	OTTAWA	P. Lalime	1-0	Jan. 9, 2003
M. Kiprusoff	1-0	Oct. 12, 2006				
M. Kiprusoff	2-0	Mar. 11, 2010				
D. Bouchard	3-0	Nov. 1, 1978	PHILADELPHIA	B. Parent	1-0	Jan. 13, 1974
D. Bouchard	5-0	Jan. 16, 1979		B. Parent	4-0	Nov. 20, 1977
R. Lemelin	5-0	Feb. 16, 1987		P. Peeters	8-0	Oct. 28, 1980
M. Vernon	6-0	Dec. 4, 1993		B. Froese	3-0	Jan. 12, 1986
T. Kidd	1-0	Oct. 13, 1996		D. Roussel	3-0	Feb. 27, 1992
M. Kiprusoff	0-1 (SO)	Dec. 6, 2005		A. Niittymaki	1-0 (SO)	Dec. 6, 2005
				R. Emery	3-0	Feb. 1, 2010
D. Bouchard	8-0	Nov. 6, 1979	PHOENIX / WINNIPEG	D. Berthiaume	9-0	Feb. 3, 1988
R. Riggan	2-0	Jan. 8, 1980		B. Essensa	1-0	Feb. 26, 1989
R. Turek	2-0	Mar. 24, 2003		C. Joseph	2-0	Oct. 17, 2005
R. Turek	4-0	Mar. 24, 2004		I. Bryzgalov	3-0	Mar. 10, 2011
M. Kiprusoff	1-0	Mar. 31, 2004		M. Smith	4-0	Feb. 18, 2013

FLAMES LIFETIME SHUTOUTS (con't)

FOR: 154			AGAINST: 129			
GOALTENDER	SCORE	DATE	TEAM	GOALTENDER	SCORE	DATE
D. Bouchard	1-0	Jan. 18, 1978	PITTSBURGH	J. Hedberg	2-0	Dec. 21, 2002
D. Bouchard	2-0	Nov. 3, 1978		M. Fleury	2-0	Mar. 25, 2009
P. Riggan	4-0	Jan. 16, 1982				
M. Vernon	2-0	Mar. 12, 1994	SAN JOSE	M. Vernon / K. Hrudehy	6-0	Apr. 7, 1998
T. Kidd	3-0	Feb. 24, 1995		E. Nabokov	8-0	Dec. 4, 2000
R. Tabaracci	6-0	Apr. 12, 1996		E. Nabokov	2-0	Feb. 6, 2002
F. Brathwaite	3-0	Apr. 1, 2000		A. Niemi	1-0	Jan. 24, 2012
F. Brathwaite	1-0	Jan. 3, 2001				
M. Kiprusoff	2-0	Mar. 4, 2006				
M. Kiprusoff	4-0	Oct. 24, 2010				
D. Bouchard	1-0	Oct. 13, 1973	ST. LOUIS	E. Johnston	9-0	Nov. 2, 1974
D. Bouchard	1-0	Dec. 4, 1976		Y. Belanger	3-0	Mar. 11, 1975
D. Bouchard	3-0	Oct. 27, 1979		M. Liut	7-0	Nov. 10, 1981
R. Turek / M. Vernon	2-0	Nov. 17, 2001		G. Fuhr	2-0	Nov. 16, 1996
R. Turek	3-0	Mar. 14, 2004		B. Johnson	4-0	Dec. 15, 2001
M. Kiprusoff	3-0	Nov. 14, 2006		T. Barrasso	1-0	Nov. 16, 2002
M. Kiprusoff	1-0	Feb. 27, 2011		M. Legace	3-0	Nov. 25, 2007
M. Kiprusoff	6-0	Mar. 1, 2011		T. Conklin	2-0	Jan. 25, 2010
				B. Elliott	2-0	Nov. 25, 2011
T. Kidd	10-0	Jan. 2, 1996	TAMPA BAY	D. Puppa	4-0	Feb. 24, 1994
D. Bouchard	1-0	Jan. 12, 1973	TORONTO	M. Palmateer	4-0	Nov. 9, 1977
D. Bouchard	3-0	Apr. 2, 1975		D. Puppa	4-0	Mar. 28, 1993
Y. Belanger	3-0	Dec. 31, 1977				
T. Kidd	4-0	Dec. 27, 1995				
T. Kidd	3-0	Feb. 15, 1997				
F. Brathwaite	4-0	Jan. 15, 2000				
M. Kiprusoff	1-0	Jan. 6, 2006				
D. Bouchard	2-0	Dec. 7, 1973	VANCOUVER	E. Dyck	5-0	Feb. 16, 1973
M. Vernon	4-0	Feb. 21, 1986		G. Smith	3-0	Oct. 23, 1973
R. Lemelin	2-0	Feb. 24, 1987		G. Smith	3-0	Mar. 15, 1974
R. Wamsley	2-0	Dec. 15, 1988		G. Hanlon	3-0	Dec. 5, 1978
T. Kidd	2-0	Mar. 26, 1995		R. Brodeur	5-0	Nov. 18, 1986
T. Kidd	4-0	Mar. 23, 1996		K. McLean	11-0	Mar. 1, 1992
T. Kidd	3-0	Feb. 1, 1997		K. McLean	5-0	Apr. 13, 1996
F. Brathwaite	2-0	Dec. 26, 1999		G. Snow	2-0	Apr. 12, 1999
F. Brathwaite	5-0	Dec. 29, 2000		P. Skudra	2-0	Jan. 26, 2002
M. Kiprusoff	1-0	Nov. 5, 2005		D. Cloutier	3-0	Oct. 10, 2002
				D. Cloutier	2-0	Dec. 26, 2003
				R. Luongo	6-0	Oct. 9, 2008
P. Myre	3-0	Jan. 5, 1975	WASHINGTON	R. Tabaracci	0-0	Oct. 30, 1998
P. Myre	5-0	Mar. 23, 1975				
P. Myre	7-0	Nov. 3, 1976				
P. Riggan	3-0	Feb. 21, 1980				
R. Lemelin	6-0	Jan. 8, 1981				
K. Wregget	0-0	Oct. 30, 1998				
M. Kiprusoff	1-0	Feb. 18, 2012	LAST SHUTOUT	R. Emery (CHI)	2-0	Mar. 26, 2013
153 games			LONGEST TIME BETWEEN SHUTOUTS	264 games		
Mar. 14, 1983 through Mar. 3, 1985				Nov. 12, 1981 through Jan. 11, 1985 (NHL RECORD)		
71			GAMES SINCE LAST SHUTOUT	17		

FLAMES LIFETIME HOME AND AWAY VS. NHL

HOME

FLAMES VS.	GP	W	L	T	GF	GA	PTS	%
Anaheim Ducks.....	41	26	13	2	120	95	54	0.659
Boston Bruins.....	47	20	23	4	167	159	44	0.468
Buffalo Sabres.....	49	20	18	11	166	151	51	0.520
Carolina Hurricanes.....	32	24	6	2	154	99	50	0.781
Chicago Blackhawks.....	78	35	27	16	240	229	86	0.551
Cleveland Barons.....	13	8	4	1	51	34	17	0.654
Colorado Avalanche.....	73	36	24	13	251	213	85	0.582
Columbus Blue Jackets.....	23	14	5	4	70	53	32	0.696
Dallas Stars.....	77	41	19	17	252	194	99	0.643
Detroit Red Wings.....	76	42	26	8	266	215	92	0.605
Edmonton Oilers.....	107	62	35	10	412	336	134	0.626
Florida Panthers.....	11	5	4	2	28	29	12	0.545
Los Angeles Kings.....	109	65	31	13	459	344	143	0.656
Minnesota Wild.....	37	23	7	7	88	74	53	0.716
Montreal Canadiens.....	54	21	26	7	168	175	49	0.454
Nashville Predators.....	27	14	8	5	77	62	33	0.611
New Jersey Devils.....	45	30	6	9	195	118	69	0.767
New York Islanders.....	52	25	15	12	183	156	62	0.596
New York Rangers.....	52	29	11	12	225	155	70	0.673
Ottawa Senators.....	16	10	5	1	54	34	21	0.656
Philadelphia Flyers.....	55	25	20	10	214	182	60	0.545
Phoenix Coyotes.....	87	48	28	11	343	267	107	0.615
Pittsburgh Penguins.....	49	27	13	9	210	150	63	0.643
San Jose Sharks.....	48	27	16	5	161	125	59	0.615
St. Louis Blues.....	78	40	30	8	244	210	88	0.564
Tampa Bay Lightning.....	13	7	5	1	44	37	15	0.577
Toronto Maple Leafs.....	66	39	22	5	257	202	83	0.629
Vancouver Canucks.....	124	69	36	19	460	362	157	0.633
Washington Capitals.....	41	25	9	7	163	105	57	0.695
Winnipeg Jets.....	6	6	0	0	26	11	12	1.000
TOTALS	1,586	863	492	231	5,748	4,578	1,957	0.617

ROAD

FLAMES VS.	GP	W	L	T	GF	GA	PTS	%
Anaheim Ducks.....	41	8	20	13	100	133	29	0.354
Boston Bruins.....	50	13	31	6	132	182	32	0.320
Buffalo Sabres.....	48	13	27	8	135	194	34	0.354
Carolina Hurricanes.....	31	14	11	6	113	105	34	0.548
Chicago Blackhawks.....	77	26	36	15	216	255	67	0.435
Cleveland Barons.....	13	7	3	3	43	33	17	0.654
Colorado Avalanche.....	73	30	29	14	230	244	74	0.507
Columbus Blue Jackets.....	24	8	15	1	48	71	17	0.354
Dallas Stars.....	78	28	36	14	233	273	70	0.449
Detroit Red Wings.....	74	24	38	12	223	269	60	0.405
Edmonton Oilers.....	107	44	51	12	334	372	100	0.467
Florida Panthers.....	12	6	3	3	27	25	15	0.625
Los Angeles Kings.....	107	44	51	12	353	376	100	0.467
Minnesota Wild.....	37	18	13	6	79	87	42	0.568
Montreal Canadiens.....	51	14	28	9	126	178	37	0.363
Nashville Predators.....	29	11	17	1	71	92	23	0.397
New Jersey Devils.....	48	28	16	4	169	133	60	0.625
New York Islanders.....	54	17	28	9	148	200	43	0.398
New York Rangers.....	55	24	24	7	190	184	55	0.500
Ottawa Senators.....	15	5	6	4	39	39	14	0.467
Philadelphia Flyers.....	54	17	33	4	144	202	38	0.352
Phoenix Coyotes.....	85	32	38	15	282	304	79	0.465
Pittsburgh Penguins.....	47	11	26	10	137	175	32	0.340
San Jose Sharks.....	49	23	20	6	138	152	52	0.531
St. Louis Blues.....	79	33	36	10	243	267	76	0.481
Tampa Bay Lightning.....	13	5	5	3	46	44	13	0.500
Toronto Maple Leafs.....	58	20	30	8	207	221	48	0.414
Vancouver Canucks.....	126	54	48	24	392	433	132	0.524
Washington Capitals.....	44	15	23	6	147	162	36	0.409
Winnipeg Jets.....	7	1	5	1	15	21	3	0.214
TOTALS	1,586	593	747	246	4,760	5,427	1,432	0.452

Phoenix includes games vs. Winnipeg. Dallas includes games vs. Minnesota. Winnipeg includes games vs. Atlanta.

New Jersey includes games vs. Kansas City and Colorado.

Colorado includes games vs. Quebec. Carolina includes games vs. Hartford.

Totals are inclusive of Cleveland Barons.

NOTE: GF does not include artificial "goals" awarded for a shootout victory

T = single points earned via tie, overtime/shootout loss

FLAMES LIFETIME HOME AND AWAY VS. NHL

OVERALL

FLAMES VS.	GP	W	L	T	GF	GA	PTS	%
Anaheim Ducks.....	82	34	33	15	220	228	83	0.506
Boston Bruins.....	97	33	54	10	299	341	76	0.392
Buffalo Sabres.....	97	33	45	19	301	345	85	0.438
Carolina Hurricanes.....	63	38	17	8	267	204	84	0.667
Chicago Blackhawks.....	155	61	63	31	456	484	153	0.494
Cleveland Barons.....	26	15	7	4	94	67	34	0.654
Colorado Avalanche.....	146	66	53	27	481	457	159	0.545
Columbus Blue Jackets.....	47	22	20	5	118	124	49	0.521
Dallas Stars.....	155	69	55	31	485	467	169	0.545
Detroit Red Wings.....	150	66	64	20	489	484	152	0.507
Edmonton Oilers.....	214	106	86	22	746	708	234	0.547
Florida Panthers.....	23	11	7	5	55	54	27	0.587
Los Angeles Kings.....	216	109	82	25	812	720	243	0.563
Minnesota Wild.....	74	41	20	13	167	161	95	0.642
Montreal Canadiens.....	105	35	54	16	294	353	86	0.410
Nashville Predators.....	56	25	25	6	148	154	56	0.500
New Jersey Devils.....	93	58	22	13	364	251	129	0.694
New York Islanders.....	106	42	43	21	331	356	105	0.495
New York Rangers.....	107	53	35	19	415	339	125	0.584
Ottawa Senators.....	31	15	11	5	93	73	35	0.565
Philadelphia Flyers.....	109	42	53	14	358	384	98	0.450
Phoenix Coyotes.....	172	80	66	26	625	571	186	0.541
Pittsburgh Penguins.....	96	38	39	19	347	325	95	0.495
San Jose Sharks.....	97	50	36	11	299	277	111	0.572
St. Louis Blues.....	157	73	66	18	487	477	164	0.522
Tampa Bay Lightning.....	26	12	10	4	90	81	28	0.538
Toronto Maple Leafs.....	124	59	52	13	464	423	131	0.528
Vancouver Canucks.....	250	123	84	43	852	795	289	0.578
Washington Capitals.....	85	40	32	13	310	267	93	0.547
Winnipeg Jets.....	13	7	5	1	41	32	15	0.577
TOTALS.....	3,172	1,456	1,239	477	10,508	10,005	3,389	0.534

Phoenix includes games vs. Winnipeg. Dallas includes games vs. Minnesota. Winnipeg includes games vs. Atlanta.


New Jersey includes games vs. Kansas City and Colorado.

Colorado includes games vs. Quebec. Carolina includes games vs. Hartford.

Totals are inclusive of Cleveland Barons.

NOTE: GF does not include artificial "goals" awarded for a shootout victory

T = single points earned via tie, overtime/shootout loss





FLAMES ALL-TIME TEAM RECORDS

LONGEST STREAKS:

Winning: 10 Games
Oct. 14 through Nov. 3, 1978

Losing: 11 Games
Dec. 14, 1985 through Jan. 7, 1986

Unbeaten: 13 Games
Nov. 10 through Dec. 8, 1988

Winless: 11 Games
Dec. 14, 1985 through Jan. 7, 1986

Home Winning: 10 Games
Nov. 7 through Dec. 12, 2006

Home Losing: 6 Games
Dec. 5 through Dec. 31, 1998

Home Unbeaten: 18 Games
Dec. 29, 1990 through Mar. 14, 1991

Home Winless: 10 Games
Oct. 21 through Dec. 4, 2000

Road Winning: 7 Games
Nov. 10 through Dec. 4, 1988

Road Losing: 11 Games
Feb. 28 through Apr. 6, 2013

Road Unbeaten (earned points): 13 Games
Feb. 18 through Apr. 6, 2013

Road Winless: 13 Games (2 times)
Feb. 3 through Mar. 29, 2013
Feb. 18 through Apr. 6, 2013

MOST:

Wins, One Season: 54
1988-89

Home Wins, One Season: 32
1988-89

Road Wins, One Season: 22
1987-88; 1988-89

Road Wins, One Trip: 6
Dec. 9-18, 2007

TIES NHL RECORD

Losses, One Season: 41
1996-97

Home Losses, One Season: 20
1998-99

Road Losses, One Season: 24
1997-98

Ties, One Season: 19
1977-78

FEWEST:

Wins, One Season: 25
1972-73

Home Wins, One Season: 12
2000-01

Road Wins, One Season: 8
1997-98

Losses, One Season: 17
1988-89

Home Losses, One Season: 4
1988-89

Road Losses, One Season: 12
1987-88

Ties, One Season: 3
1986-87

TIES NHL RECORD

MOST:

Points, One Season: 117
1988-89 (54 Wins, 9 Ties)

Home Points, One Season: 68
1988-89 (32 Wins, 4 Ties)

Road Points, One Season: 50
1987-88 (22 Wins, 6 Ties)

FEWEST:

Points, One Season: 65
1972-73 (25 Wins, 15 Ties)

Home Points, One Season: 35
2000-01 (12 Wins, 9 Ties, 2 OTL)

Road Points, One Season: 25
1997-98 (8 Wins, 9 Ties)

MOST:

Goals For, One Season: 397
1987-88

Home Goals For, One Season: 217
1987-88

Road Goals For, One Season: 180
1987-88

50-Goal Scorers, One Season: 2
1987-88 (Nieuwendyk, Loob);
1988-89 (Nieuwendyk, Mullen)

40-Goal Scorers, One Season: 4
1987-88 (Nieuwendyk, Loob, Bullard, Mullen)

TIES NHL RECORD

30-Goal Scorers, One Season: 4
1981-82 (McDonald, Bridgman, LaVallee, Peplinski);
1983-84 (Beers, McDonald, Nilsson, Loob);
1987-88 (Nieuwendyk, Loob, Bullard, Mullen);
1989-90 (Nieuwendyk, Roberts, Mullen, Fleury);
1993-94 (Roberts, Reichel, Fleury, Nieuwendyk)

20-Goal Scorers, One Season: 9
1989-90 (Nieuwendyk, Roberts, Mullen, Fleury, MacInnis,
Ranheim, Makarov, Gilmour, MacLellan)

Goals Against, One Season: 345
1981-82

Home Goals Against, One Season: 154
1985-86

Road Goals Against, One Season: 204
1981-82

FEWEST:

Goals For, One Season: 186
2002-03

Home Goals For, One Season: 93
2003-04

Road Goals For, One Season: 85
1972-73

Goals Against, One Season: 176
2003-04

Home Goals Against, One Season: 73
2005-06

Road Goals Against, One Season: 91
2003-04

MOST:

Goals For, One Game: 13
Feb. 10, 1993, Flames 13 San Jose 1

Goals For, One Home Game: 13
Feb. 10, 1993, Flames 13 San Jose 1

Goals For, One Road Game: 11
Jan. 25, 1988, Flames 11 Toronto 3

Goals Against, One Game: 12
Oct. 29, 1981, Flames 4 Detroit 12

Goals Against, One Home Game: 10:
Dec. 28, 1978, Flames 4 NY Islanders 10;
Nov. 26, 1996, Flames 1 Edmonton 10

Goals Against, One Road Game: 12
Oct. 29, 1981, Flames 4 Detroit 12

Goals For, One Period: 7
Oct. 17, 1988, 3rd period, Flames 11 Los Angeles 4

Goals Against, One Period: 6
Nov. 8, 1981, 3rd period, Flames 4 Chicago 10;
Jan. 18, 1983, 1st period, Flames 2 Montreal 7;
Nov. 13, 1983, 3rd period, Flames 2 Buffalo 11;
Jan. 3, 1984, 1st period, Flames 6 Edmonton 9;
Jan. 7, 1984, 3rd period, Flames 1 Los Angeles 7

Total Goals, One Game: 18
Feb. 23, 1991, Flames 10 Quebec 8

Total Goals, One Period: 10
Jan. 16, 1987 at Vancouver (5-9), 1st period, Flames 4 Vancouver 6



FLAMES ALL-TIME TEAM RECORDS (con't)

LARGEST:

Winning Margin: 12 Goals

Feb. 19, 1993, Flames 13 San Jose 1

Losing Margin: 11 Goals

Mar. 1, 1992, Flames 0 Vancouver 11

Tie: 8-8

Oct. 17, 1989 at Quebec

Shutout For: 11-0

Apr. 1, 1982, Flames 11 Colorado 0

Shutout Against: 0-11

Mar. 1, 1992, Flames 0 Vancouver 11

MOST:

Power-Play Goals, One Season: 109
1987-88

Power-Play Goals, One Game: 5

Jan. 15, 1981, Flames 10 Detroit 0;

Apr. 4, 1986, Flames 9 Edmonton 3;

Feb. 25, 1990, Flames 10 Edmonton 4;

Oct. 8, 1992, Flames 7 Edmonton 2

Power-Play Goals, One Game Both Teams: 8

Mar. 30, 1988, Flames 7 at
Los Angeles 9, (3-5)

Power-Play Goals Against, One Game: 6

Mar. 1, 1992, Flames 0 Vancouver 11

Shorthanded Goals, One Season: 23
1987-88

Shorthanded Goals Against, One Season: 21
1984-85

Shorthanded Goals For, One Game: 3

Mar. 9, 1991, Flames 8 St. Louis 4;

Oct. 17, 1997, Flames 6 Colorado 5, OT

Shorthanded Goals Against, One Game: 3

Jan. 13, 1985 Flames 1 Philadelphia 7;

Oct. 16, 1996 Flames 2 Montreal 4;

Dec. 20, 1996 Flames 0 Anaheim 7;

Apr. 9, 1998 Flames 3 Vancouver 6

Consecutive Games Scoring Shorthanded Goals, For: 4

Nov. 13 through Nov 19, 1987, 5 goals

Consecutive Games Scoring Shorthanded Goals, Against: 4

Apr. 9 through Apr 15, 1988, 6 goals

Consecutive Games Scoring Hat Tricks For: 4

Oct. 31 through Nov 5, 1992, Makarov, Nieuwendyk,
Fleury, Leeman

FASTEST:

Two Goals For: 0:04

Oct. 17, 1989 at Quebec, Doug Gilmour at 19:45 and
Paul Ranheim at 19:49, 3rd period

TIES NHL RECORD

Two Goals For, One Player: 0:06

Mar. 22, 1984 vs. Detroit, Lanny McDonald
at 16:23 and 16:29, 1st period

Two Goals For, Both Teams: 0:04

Mar. 15, 1977 vs. Pittsburgh, Wayne Bianchin (15:31) and Flames
Guy Chouinard (15:35), 3rd period;

Nov. 26, 2006 at Anaheim, Flames Daymond Langkow (19:39)
and Anaheim Todd Marchant (19:43), 3rd period

Three Goals For: 0:36

Feb. 10, 1993 vs. San Jose, Suter 0:17, Lindberg 0:40 and Stern
0:53, 3rd period

Four Goals For: 1:21

Feb. 10, 1993 vs. San Jose, Fleury 19:32, 2nd;
Suter 0:17, Lindberg 0:40 and Stern 0:53, 3rd,
2nd and 3rd periods

Five Goals For: 4:48

Mar. 12, 1975 vs. Vancouver

Six Goals For: 7:29

Feb. 25, 1981 vs. NY Islanders

Two Goals For, Start Of Game: 0:32

Mar. 11, 1987, at Hartford, 0:09 Risebrough
and 0:32 Patterson

Three Goals For, Start Of Period: 0:53

Feb. 10, 1993 vs. San Jose, Suter 0:17, Lindberg 0:40 and Stern
0:53, 3rd period

Two Shorthanded Goals For: 0:04

Oct. 17, 1989 at Quebec (8-8, OT), Gilmour (19:45) and Ranheim
(19:49), 3rd period

NHL RECORD

MOST:

Shots On Goal For, One Game: 59

Mar. 15, 1977 vs. Pittsburgh;

Feb. 23, 1991 vs. Quebec

Shots Against, One Game: 57

Jan. 23, 1975 vs. NY Rangers

Shots For, One Period: 25 (2 times)

Nov. 5, 1988 vs. Edmonton (4-4), 2nd period;

Nov. 14, 2005 vs. Minnesota (3-2), 3rd period

Shots Against, One Period: 28

Mar. 12, 2009 at Detroit (6-5) SO, 3rd period

FEWEST:

Shots On Goal For, One Game: 8

Oct. 27, 1995 vs. Detroit (0-3)

Shots Against, One Game: 12

Nov. 9, 1988 at Buffalo (2-3);

Dec. 6, 1988 vs. Quebec (3-2);

Nov. 24, 1993 vs. Toronto (5-3);

Apr. 6, 1994 vs. Anaheim (4-2);

Mar. 21, 1999 vs. NY Islanders (2-1)

Shots For, One Period: 1

Mar. 7, 1982 at Pittsburgh (4-4), 1st period;

Apr. 2, 1987 at Edmonton (4-4), 1st period;

Dec. 11, 1998 at Tampa Bay (2-1), 3rd period;

Dec. 14, 1999 at St. Louis (1-1), 1st period;

Mar. 16, 2004 at Detroit (4-1), 1st period;

Apr. 2, 2009 at Dallas (2-1), 3rd period;

Oct. 13, 2011 at Montreal (4-1), 3rd period

Shots Against, One Period: 0

Nov. 27, 1974 vs. Kansas City (4-2), 2nd period;

Mar. 24, 2003 vs. Phoenix (2-0), 1st period

MOST:

Shutouts, One Season: 11

Mikka Kiprusoff (4), Jamie McLennan (4)

Roman Turek (3), 2003-04

Penalty Shots, One Season: 5

2003-04

Penalty Shots Successful, One Season: 3

1986-87

LONGEST:

Non-Shutout Streak: 264 Games

Nov 12, 1981 through Jan 9, 1985

NHL RECORD

Consecutive Shutout Minutes, For: 161:11

Apr. 8, 2006, 2:27, overtime at Vancouver; Apr. 11, 2006
vs. Anaheim to Apr. 15, 2006, 3rd period

at Los Angeles

Consecutive Shutout Minutes, Against: 182:42

Nov. 5, 2002, 3:21, 1st period to Nov 11, 2002,
15:12, 3rd period

Lowest Team Goals Against Average: 2.15

2003-04

Highest Team Save Percentage: 91.6

2003-04

FLAMES ALL-TIME INDIVIDUAL RECORDS

MOST:

Most Seasons: 16

Jarome Iginla, 1996–2013

Most Games Played: 1,219

Jarome Iginla, 1996–2013

Most Points, Career: 1,095

Jarome Iginla, 1996–2013 (525 goals, 570 assists)

Most Goals, Career: 525

Jarome Iginla, 1996–2013

Most Assists, Career: 609

Al MacInnis

Most Penalty Minutes, Career: 2405

Tim Hunter

Longest Consecutive Game Streak: 41

Jarome Iginla, Oct. 4, 2007 – Mar. 26, 2013

Most Shutouts, Career: 41

Mikko Kiprusoff, 2003–2012

Most Wins, Goaltender Career: 297

Mikko Kiprusoff, 2003–2012

MOST POINTS:

One Season: 131

Kent Nilsson, 1980–81

One Season, By A Centre: 131

Kent Nilsson, 1980–81

One Season, By A Left Wing: 90

Gary Roberts, 1991–92

One Season, By A Right Wing: 110

Joe Mullen, 1988–89

One Season, By A Defenceman: 103

Al MacInnis, 1990–91

One Season, By A Rookie: 92

Joe Nieuwendyk, 1987–88

One Season Series: 21

Joe Mullen vs. Los Angeles (8 games),
1988–89, (14 goals, 7 assists)

Consecutive Games Scoring: 16

Gary Suter, 1987–88;

Gary Roberts, 1991–92;

Jarome Iginla, 1999–00

One Game: 7

Sergei Makarov, Feb. 25, 1990 vs. Edmonton,
(2 goals, 5 assists)

One Period: 4

Gary Suter, Apr. 4, 1986 vs. Edmonton, 2nd, 4 assists;

Joe Nieuwendyk, Jan. 11, 1989 vs. Winnipeg,
3rd, 4 goals;

Al MacInnis, Mar. 28, 1991 vs. Edmonton, 1st,
(1 goal, 3 assists)

Olli Jokinen, Feb. 14, 2011 at Colorado, 1st,
(1 goal, 3 assists)

One Game By A Goaltender: 3

Jeff Reese, Feb. 10, 1993 vs. San Jose, 3 assists

NHL RECORD

MOST GOALS:

One Season: 66

Lanny McDonald, 1982–83

One Season, By A Centre: 51

Joe Nieuwendyk, 1987–88; 1988–89

One Season, By A Left Wing: 53

Gary Roberts, 1991–92

One Season, By A Right Wing: 66

Lanny McDonald, 1982–83

One Season, By A Defenceman: 28

Al MacInnis, 1989–90; 1990–91; 1993–94

One Season, By A Rookie: 51

Joe Nieuwendyk, 1987–88

One Season Series: 14

Joe Mullen vs. Los Angeles (8 games), 1988–89

Consecutive Games Scoring: 8

Kent Nilsson, 1983–84; Gary Roberts, 1992–93

One Game: 5

Joe Nieuwendyk, Jan. 11, 1989 vs. Winnipeg

One Period: 4

Joe Nieuwendyk, Jan. 11, 1989 vs. Winnipeg, 3rd

TIES NHL RECORD

Power–Play Goals, One Season: 31

Joe Nieuwendyk, 1987–88

Shorthanded Goals, One Season: 9

Kent Nilsson, 1984–85

Shorthanded Goals, One Game: 3

Theoren Fleury, Mar. 9, 1991 at St. Louis

First Goals Of The Game, One Season: 14

Kent Nilsson, 1980–81

Game Winning Goals, One Season: 12

Joe Mullen, 1986–87

Game Tying Goals, One Season: 4

Eric Vail, 1974–75;

Jacques Richard, 1974–75;

Kent Nilsson, 1980–81;

Jim Peplinski, 1981–82

Overtime Goals, One Season: 3

Joe Nieuwendyk, 1988–89

MOST ASSISTS:

One Season: 82

Kent Nilsson, 1980–81

One Season, By A Centre: 82

Kent Nilsson, 1980–81

One Season, By A Left Wing: 59

Alex Tanguay, 2006–07

One Season, By A Right Wing: 71

Bob MacMillan, 1978–79

One Season, By A Defenceman: 75

Al MacInnis, 1990–91

One Season, By A Rookie: 62

Sergei Makarov, 1989–90

One Season, Series: 13

Paul Reinhart vs. Edmonton (7 games), 1982–83;

Guy Chouinard vs. Edmonton (8 games), 1982–83

Consecutive Games Scoring: 9

Kent Nilsson, 1984–85;

Al MacInnis, 1986–87;

Gary Suter, 1987–88

One Game: 6

Guy Chouinard, Feb. 25, 1981 vs. NY Islanders;

Gary Suter, Apr. 4, 1986 vs. Edmonton

One Period: 4

Gary Suter, Apr. 4, 1986 vs. Edmonton, 2nd

MOST PENALTIES:

Minutes, One Season: 375

Tim Hunter, 1988–89

Minutes One Season, By A Centre: 213

Joel Otto, 1988–89

FLAMES ALL-TIME INDIVIDUAL RECORDS (con't)

Minutes One Season, By A Left Wing: 282

Gary Roberts, 1987-88

Minutes One Season, By A Right Wing: 375

Tim Hunter, 1988-89

Minutes One Season, By A Defenceman: 271

Neil Sheehy, 1985-86

Minutes One Season, By A Rookie: 208

Todd Simpson, 1996-97

Consecutive Games Penalized: 14

Willi Plett, 1977-78; Tim Hunter, 1986-87

One Game: 8

Charlie Bourgeois, Jan. 27, 1986 vs. Los Angeles,

(7 minors, 1-10 minute misconduct);

Theoren Fleury, Nov. 9, 1997 at Detroit,

(5 minors, 3-10 minute misconduct)

Minutes, One Game: 41

Neil Sheehy, Mar. 21, 1986 vs. Vancouver,

(3 minors, 1 major, 3-10 minute misconduct)

Minutes, One Period: 37

Nick Fotiu, Mar. 8, 1987 at NY Rangers,

(minor, major, 10-minute misconduct,

2 game misconducts)

MOST SHOTS:

One Season: 353

Theoren Fleury, 1995-96

One Game: 13

Al MacInnis, Mar. 24, 1993 vs. St. Louis;

Theoren Fleury, Mar. 2, 1995 vs. Vancouver

One Period: 8

Kari Eloranta, Oct. 15, 1983 vs. Edmonton, 2nd period

MISCELLANEOUS:

Shutouts, One Season: 10

Miikka Kiprusoff, 2005-06

Wins One Season, By A Goaltender: 45

Miikka Kiprusoff, 2008-09

Longest Undeclared Streak, By A Goaltender: 19 Games

Rejean Lemelin, 12 wins, 7 ties, 1983-84

Most Consecutive Shutout Minutes, For: 164:40

Michael Vernon Dec. 12-19, 1992

Most Consecutive Games Played, Goaltender: 28

Trevor Kidd, Jan. 20, 1995 to Mar. 19, 1995

Lowest Goals Against Average: 1.69

Miikka Kiprusoff, 2003-04

Highest Save Percentage: .933

Miikka Kiprusoff, 2003-04

Penalty Shots, One Season: 3

Joe Mullen, 1986-87;

Shean Donovan, 2003-04

Penalty Shots Stopped, One Game: 2

Miikka Kiprusoff, Mar. 4, 2011

Most Penalty Shots Stopped For, One Game: 2

Joe Mullen, 1986-87;

Shean Donovan, 2003-04

Most Penalty Shots Stopped Against, One Game: 2

Miikka Kiprusoff, Mar. 4, 2011

Most Penalty Shots For, One Season: 3

Joe Mullen, 1986-87

3 Or More Goal Games, One Season: 5

Hakan Loob, 1987-88;

Theoren Fleury, 1990-91

Highest Plus-Minus, One Game: +9

Theoren Fleury, Feb. 10, 1993 vs. San Jose

Most 1st Goals of the Season: 3

Theoren Fleury, 1991-92, 1993-94, 1994-95

Most Consecutive Seasons with 30+ Goals: 11

Jarome Iginla, 2000-12


Most All-Stars in the starting lineup: 2

Jarome Iginla and Dion Phaneuf, 2008





PLAYOFF RECORDS



FLAMES ALL-TIME PLAYOFF RECORD VS. OTHER TEAMS

Opponent	Series	W	L	GP	W	L	GF	GA	Last Mtg.	Rnd.	Result
Anaheim	1	0	1	7	3	4	16	17	2006	CQF	L 3-4
Chicago	4	2	2	18	9	9	53	54	2009	CQF	L 2-4
Dallas	1	0	1	7	3	4	19	25	1981	SF	L 2-4
Detroit	3	1	2	14	6	8	26	38	2007	CQF	L 4-2
Edmonton	5	1	4	30	11	19	96	132	1991	DSF	L 3-4
Los Angeles	6	2	4	26	13	13	102	105	1993	DSF	L 2-4
Montreal	2	1	1	11	5	6	32	31	1989	F	W 4-2
NY Rangers	1	0	1	4	1	3	8	14	1980	PRE	L 1-3
Philadelphia	2	1	1	11	4	7	28	43	1981	QF	W 4-3
Phoenix	3	1	2	13	6	7	43	45	1987	DSF	L 2-4
St. Louis	1	1	0	7	4	3	28	22	1986	CF	W 4-3
San Jose	3	1	2	20	10	10	68	57	2008	CQF	L 4-3
Tampa Bay	1	0	1	7	3	4	14	13	2004	F	L 3-4
Toronto	1	0	1	2	0	2	5	9	1979	PRE	L 0-2
Vancouver	6	4	2	32	17	15	101	96	2004	CQF	W 4-3
TOTALS	34	15	19	191	90	96	616	639	-	-	-

FLAMES ALL-TIME SERIES RECORD VS. OTHER TEAMS

Opponent	Year	Series	Winner	W	L	GF	GA
Anaheim	2006	CQF	ANA	3	4	16	17
Chicago	1981	PRE	CGY	3	0	15	9
Chicago	1989	CF	CGY	4	1	15	8
Chicago	1996	CQF	CHI	0	4	7	16
Chicago	2009	CQF	CHI	2	4	16	21
Detroit	1978	PRE	DET	0	2	5	8
Detroit	2004	CSF	CGY	4	2	11	12
Detroit	2007	CQF	DET	2	4	10	18
Edmonton	1983	DF	EDM	1	4	13	35
Edmonton	1984	DF	EDM	3	4	27	33
Edmonton	1986	DF	CGY	4	3	25	24
Edmonton	1988	DF	EDM	0	4	11	18
Edmonton	1991	DSF	EDM	3	4	20	22
Los Angeles	1976	PRE	LAK	0	2	1	3
Los Angeles	1977	PRE	LAK	1	2	7	11
Los Angeles	1988	DSF	CGY	4	1	30	18
Los Angeles	1989	DF	CGY	4	0	22	11
Los Angeles	1990	DSF	LAK	2	4	24	29
Los Angeles	1993	DSF	LAK	2	4	28	33
Minnesota	1981	SF	MIN	2	4	18	25
Montreal	1986	F	MTL	1	4	13	15
Montreal	1989	F	CGY	4	2	19	16
NY Rangers	1980	PRE	NYR	1	3	8	14
Philadelphia	1974	QF	PHI	0	4	6	17
Philadelphia	1981	QF	CGY	4	3	22	26
St. Louis	1986	CF	CGY	4	3	28	22
San Jose	1995	CQF	SJS	3	4	35	26
San Jose	2004	CF	CGY	4	2	16	12
San Jose	2008	CQF	SJS	3	4	17	19
Tampa Bay	2004	F	TBL	3	4	14	13
Toronto	1979	PRE	TOR	0	2	5	9
Vancouver	1982	DSF	VAN	0	3	5	10
Vancouver	1983	DSF	CGY	3	1	17	14
Vancouver	1984	DSF	CGY	3	1	14	13
Vancouver	1989	DSF	CGY	4	3	26	20
Vancouver	1994	CQF	VAN	3	4	20	23
Vancouver	2004	CQF	CGY	4	3	19	16
Winnipeg	1985	DSF	WPG	1	3	13	15
Winnipeg	1986	DSF	CGY	3	0	15	8
Winnipeg	1987	DSF	WPG	2	4	15	22

CALGARY FLAMES ALL-TIME PLAYOFF RESULTS

04/09/1974 ATL at PHI	1-4 L	04/16/1984 CGY vs. EDM	3-5 L
04/11/1974 ATL at PHI	1-5 L	04/18/1984 CGY at EDM	5-4 W
04/12/1974 ATL vs. PHI	1-4 L	04/20/1984 CGY vs. EDM	5-4 W (OT)
04/14/1974 ATL vs. PHI	3-4 L (OT)	04/22/1984 CGY at EDM	4-7 L
04/06/1976 ATL at LAK	1-2 L	04/10/1985 CGY at WPG	4-5 L (OT)
04/08/1976 ATL vs. LAK	0-1 L	04/11/1985 CGY at WPG	2-5 L
04/05/1977 ATL at LAK	2-5 L	04/13/1985 CGY vs. WPG	4-0 W
04/07/1977 ATL vs. LAK	3-2 W	04/14/1985 CGY vs. WPG	3-5 L
04/09/1977 ATL at LAK	2-4 L		
04/11/1978 ATL vs. DET	3-5 L	04/09/1986 CGY vs. WPG	5-1 W
04/13/1978 ATL at DET	2-3 L	04/10/1986 CGY vs. WPG	6-4 W
04/10/1979 ATL vs. TOR	1-2 L	04/12/1986 CGY at WPG	4-3 W (OT)
04/12/1979 ATL at TOR	4-7 L		
04/08/1980 ATL at NYR	1-2 L (OT)	04/18/1986 CGY at EDM	4-1 W
04/09/1980 ATL at NYR	1-5 L	04/20/1986 CGY at EDM	5-6 L (OT)
04/11/1980 ATL vs. NYR	4-2 W	04/22/1986 CGY vs. EDM	3-2 W
04/12/1980 ATL vs. NYR	2-5 L	04/24/1986 CGY vs. EDM	4-7 L
04/08/1981 CGY vs. CHI	4-3 W	04/26/1986 CGY at EDM	4-1 W
04/09/1981 CGY vs. CHI	6-2 W	04/28/1986 CGY vs. EDM	2-5 L
04/11/1981 CGY at CHI	5-4 W (2OT)	04/30/1986 CGY at EDM	3-2 W
04/16/1981 CGY at PHI	0-4 L	05/02/1986 CGY vs. STL	2-3 L
04/17/1981 CGY at PHI	5-4 W	05/04/1986 CGY vs. STL	8-2 W
04/19/1981 CGY vs. PHI	2-1 W	05/06/1986 CGY at STL	5-3 W
04/20/1981 CGY vs. PHI	5-4 W	05/08/1986 CGY at STL	2-5 L
04/22/1981 CGY at PHI	4-9 L	05/10/1986 CGY vs. STL	4-2 W
04/24/1981 CGY vs. PHI	2-3 L	05/12/1986 CGY at STL	5-6 L (OT)
04/26/1981 CGY at PHI	4-1 W	05/14/1986 CGY vs. STL	2-1 W
04/28/1981 CGY vs. MIN	1-4 L	05/16/1986 CGY vs. MTL	5-2 W
04/30/1981 CGY vs. MIN	3-2 W	05/18/1986 CGY vs. MTL	2-3 L (OT)
05/03/1981 CGY at MIN	4-6 L	05/20/1986 CGY at MTL	3-5 L
05/05/1981 CGY at MIN	4-7 L	05/22/1986 CGY at MTL	0-1 L
05/07/1981 CGY vs. MIN	3-1 W	05/24/1986 CGY vs. MTL	3-4 L
05/09/1981 CGY at MIN	3-5 L		
04/07/1982 CGY at VAN	3-5 L	04/08/1987 CGY vs. WPG	2-4 L
04/08/1982 CGY at VAN	1-2 L (OT)	04/09/1987 CGY vs. WPG	2-3 L
04/10/1982 CGY vs. VAN	1-3 L	04/11/1987 CGY at WPG	3-2 W (OT)
04/06/1983 CGY vs. VAN	4-3 W (OT)	04/12/1987 CGY at WPG	3-4 L
04/07/1983 CGY vs. VAN	5-3 W	04/14/1987 CGY vs. WPG	4-3 W
04/09/1983 CGY at VAN	4-5 L	04/16/1987 CGY at WPG	1-6 L
04/10/1983 CGY at VAN	4-3 W (OT)		
04/14/1983 CGY at EDM	3-6 L	04/06/1988 CGY vs. LAK	9-2 W
04/15/1983 CGY at EDM	1-5 L	04/07/1988 CGY vs. LAK	6-4 W
04/17/1983 CGY vs. EDM	2-10 L	04/09/1988 CGY at LAK	2-5 L
04/18/1983 CGY vs. EDM	6-5 W	04/10/1988 CGY at LAK	7-3 W
04/20/1983 CGY at EDM	1-9 L	04/12/1988 CGY vs. LAK	6-4 W
04/04/1984 CGY vs. VAN	5-3 W	04/19/1988 CGY vs. EDM	1-3 L
04/05/1984 CGY vs. VAN	4-2 W	04/21/1988 CGY vs. EDM	4-5 L (OT)
04/07/1984 CGY at VAN	0-7 L	04/23/1988 CGY at EDM	2-4 L
04/08/1984 CGY at VAN	5-1 W	04/25/1988 CGY at EDM	4-6 L
04/12/1984 CGY at EDM	2-5 L	04/05/1989 CGY vs. VAN	3-4 L (OT)
04/13/1984 CGY at EDM	6-5 W (OT)	04/06/1989 CGY vs. VAN	5-2 W
04/15/1984 CGY vs. EDM	2-3 L	04/08/1989 CGY at VAN	4-0 W
		04/09/1989 CGY at VAN	3-5 L
		04/11/1989 CGY vs. VAN	4-0 W
		04/13/1989 CGY at VAN	3-6 L
		04/15/1989 CGY vs. VAN	4-3 W (OT)
		04/18/1989 CGY vs. LAK	4-3 W (OT)
		04/20/1989 CGY vs. LAK	8-3 W
		04/22/1989 CGY at LAK	5-2 W
		04/24/1989 CGY at LAK	5-3 W

CALGARY FLAMES ALL-TIME PLAYOFF RESULTS

05/02/1989 CGY vs. CHI	3-0 W	04/09/2004 CGY at VAN	2-1 W
05/04/1989 CGY vs. CHI	2-4 L	04/11/2004 CGY vs. VAN	1-2 L
05/06/1989 CGY at CHI	5-2 W	04/13/2004 CGY vs. VAN	4-0 W
05/08/1989 CGY at CHI	2-1 W (OT)	04/15/2004 CGY at VAN	2-1 W
05/10/1989 CGY vs. CHI	3-1 W	04/17/2004 CGY vs. VAN	5-4 L (3OT)
		04/19/2004 CGY at VAN	3-2 W (OT)
05/14/1989 CGY vs. MTL	3-2 W		
05/17/1989 CGY vs. MTL	2-4 L	04/22/2004 CGY at DET	2-1 W (OT)
05/19/1989 CGY at MTL	3-4 L (2OT)	04/24/2004 CGY at DET	2-5 L
05/21/1989 CGY at MTL	4-2 W	04/27/2004 CGY vs. DET	3-2 W
05/23/1989 CGY vs. MTL	3-2 W	04/29/2004 CGY vs. DET	2-4 L
05/25/1989 CGY at MTL	4-2 W	05/01/2004 CGY at DET	1-0 W
		05/03/2004 CGY vs. DET	1-0 W (OT)
04/04/1990 CGY vs. LAK	3-5 L	05/09/2004 CGY at SJS	4-3 W
04/06/1990 CGY vs. LAK	8-5 W	05/11/2004 CGY at SJS	4-1 W
04/08/1990 CGY at LAK	1-2 L (OT)	05/13/2004 CGY vs. SJS	0-3 L
04/10/1990 CGY at LAK	4-12 L	05/16/2004 CGY vs. SJS	2-4 L
04/12/1990 CGY vs. LAK	5-1 W	05/17/2004 CGY at SJS	3-0 W
04/14/1990 CGY at LAK	3-4 L (2OT)	05/19/2004 CGY vs. SJS	3-1 W
04/04/1991 CGY vs. EDM	1-3 L	05/25/2004 CGY at TBL	4-1 W
04/06/1991 CGY vs. EDM	3-1 W	05/27/2004 CGY at TBL	1-4 L
04/08/1991 CGY at EDM	3-4 L	05/29/2004 CGY vs. TBL	3-0 W
04/10/1991 CGY at EDM	2-5 L	05/31/2004 CGY vs. TBL	0-1 L
04/12/1991 CGY vs. EDM	5-3 W	06/03/2004 CGY at TBL	3-2 W (OT)
04/14/1991 CGY at EDM	2-1 W (OT)	06/05/2004 CGY vs. TBL	2-3 L (2OT)
04/16/1991 CGY vs. EDM	4-5 L (OT)	06/07/2004 CGY at TBL	1-2 L
04/18/1993 CGY vs. LAK	3-6 L	04/21/2006 CGY vs. ANA	2-1 W
04/21/1993 CGY vs. LAK	9-4 W	04/23/2006 CGY vs. ANA	3-4 L
04/23/1993 CGY at LAK	5-2 W	04/25/2006 CGY vs. ANA	5-2 W
04/25/1993 CGY at LAK	1-3 L	04/27/2006 CGY vs. ANA	2-3 L
04/27/1993 CGY vs. LAK	4-9 L	04/29/2006 CGY vs. ANA	3-2 W
04/29/1993 CGY at LAK	6-9 L	05/01/2006 CGY vs. ANA	1-2 L
		05/03/2006 CGY vs. ANA	0-3 L
04/18/1994 CGY vs. VAN	0-5 L		
04/20/1994 CGY vs. VAN	7-5 W	04/12/2007 CGY at DET	1-4 L
04/22/1994 CGY at VAN	4-2 W	04/15/2007 CGY at DET	1-3 L
04/24/1994 CGY at VAN	3-2 W	04/17/2007 CGY vs. DET	3-2 W
04/26/1994 CGY vs. VAN	1-2 L (OT)	04/19/2007 CGY vs. DET	3-2 W
04/28/1994 CGY at VAN	2-3 L (OT)	04/21/2007 CGY at DET	1-5 L
04/30/1994 CGY vs. VAN	3-4 L (2OT)	04/22/2007 CGY vs. DET	1-2 L (2OT)
05/07/1995 CGY vs. SJS	4-5 L	04/09/2008 CGY at SJS	3-2 W
05/09/1995 CGY vs. SJS	4-5 L (OT)	04/10/2008 CGY at SJS	0-2 L
05/11/1995 CGY at SJS	9-2 W	04/13/2008 CGY vs. SJS	4-3 W
05/13/1995 CGY at SJS	6-4 W	04/15/2008 CGY vs. SJS	2-3 L
05/15/1995 CGY vs. SJS	5-0 W	04/17/2008 CGY at SJS	3-4 L
05/17/1995 CGY at SJS	3-5 L	04/20/2008 CGY vs. SJS	2-0 W
05/19/1995 CGY vs. SJS	4-5 L (2OT)	04/22/2008 CGY at SJS	3-5 L
04/17/1996 CGY at CHI	1-4 L	04/16/2009 CGY at CHI	2-3 L (OT)
04/19/1996 CGY at CHI	0-3 L	04/18/2009 CGY at CHI	2-3 L
04/21/1996 CGY vs. CHI	5-7 L	04/20/2009 CGY vs. CHI	4-2 W
04/23/1996 CGY vs. CHI	1-2 L (3OT)	04/22/2009 CGY vs. CHI	6-4 W
		04/25/2009 CGY at CHI	1-5 L
04/07/2004 CGY at VAN	3-5 L	04/27/2009 CGY vs. CHI	1-4 L

FLAMES PLAYOFF ALL-TIME LEADERS

GOALS

Mullen.....	35
Nieuwendyk.....	32
Fleury.....	29
Iginla.....	28
Loob.....	26
MacInnis.....	25
McDonald.....	24
Otto.....	23
Reinhart.....	21
Gilmour.....	15
Peplinski.....	15

ASSISTS

MacInnis.....	77
Reinhart.....	51
Otto.....	38
Fleury.....	33
Suter.....	33
Peplinski.....	31
Roberts.....	30
Loob.....	28
Nieuwendyk.....	28
Chouinard.....	26

POINTS

MacInnis.....	102
Reinhart.....	72
Fleury.....	62
Otto.....	61
Nieuwendyk.....	60
Mullen.....	55
Loob.....	54
Iginla.....	49
McDonald.....	47
Peplinski.....	46

PENALTY MINUTES

Peplinski.....	382
Hunter, T.....	352
Roberts.....	216
Plett.....	191
Otto.....	188
MacInnis.....	153
Baxter.....	120
Sheehy.....	104
McDonald.....	98
Fleury.....	96

GAMES PLAYED

Peplinski.....	99	Mullen.....	61
MacInnis.....	95	Fleury.....	59
Otto.....	87	Roberts.....	58
Hunter, T.....	86	Iginla.....	54
Macoun.....	84	Kiprusoff (G).....	54
Vernon (G).....	81	Risebrough.....	50
Reinhart.....	76	Suter.....	49
Loob.....	73	Conroy.....	45
Patterson.....	72	Yelle.....	43
McDonald.....	72	Regehr.....	41
Nieuwendyk.....	66	Chouinard.....	41

FLAMES CAREER PLAYOFF POINT LEADERS

PLAYER	GP	G	A	PTS	PIM	PLAYER	GP	G	A	PTS	PIM
MacInnis.....	95	25	77	102	153	Housley.....	7	0	9	9	0
Reinhart.....	76	21	51	72	38	Bridgman.....	12	5	4	9	47
Fleury.....	59	29	33	62	96	Bullard.....	12	4	5	9	8
Otto.....	87	23	38	61	188	LaVallee.....	19	3	6	9	15
Nieuwendyk.....	66	32	28	60	36	Ranheim.....	19	3	6	9	2
Mullen.....	61	35	20	55	18	Murzyn.....	32	4	5	9	35
Loob.....	73	26	28	54	16	Yelle.....	43	6	3	9	32
Iginla.....	54	28	21	49	70	Tanguay.....	13	1	7	8	12
McDonald.....	72	24	23	47	98	Zalapski.....	18	0	8	8	16
Peplinski.....	99	15	31	46	382	Eloranta.....	21	1	7	8	19
Roberts.....	58	13	30	43	216	Simon.....	22	5	3	8	81
Suter.....	49	6	33	39	68	Nieminen.....	24	4	4	8	55
Chouinard.....	41	9	26	35	12	Makarov.....	9	1	6	7	0
Nilsson.....	33	4	24	28	8	Lysiak.....	11	2	5	7	12
Gilmour.....	35	15	13	28	28	Kisio.....	14	3	4	7	27
Risebrough.....	50	10	17	27	95	Berezan.....	20	2	5	7	30
Patterson.....	72	11	16	27	55	Rautakallio.....	23	2	5	7	8
Macoun.....	84	6	19	25	87	Murdoch.....	25	2	5	7	42
Quinn, D.....	29	11	12	23	14	MacLellan.....	28	3	4	7	27
Tonelli.....	31	9	14	23	61	Ference.....	33	0	7	7	37
Conroy.....	45	7	15	22	28	Chiasson.....	11	3	3	6	9
Reichel.....	26	5	14	19	6	Aucoin.....	13	2	4	6	6
Langkow.....	26	6	12	18	12	Nylander.....	13	0	6	6	2
Plett.....	27	12	6	18	191	Kruse.....	17	4	2	6	28
Houston.....	31	9	9	18	62	Moss.....	17	4	2	6	4
MacMillan, B.....	24	8	9	17	16	Marsh.....	22	0	6	6	27
Ramage.....	29	2	14	16	47	Clark.....	26	3	3	6	30
Russell.....	34	3	13	16	70	Saprykin.....	26	3	3	6	14
Gelinas.....	26	8	7	15	35	Clement.....	32	3	3	6	14
Regehr.....	41	3	12	15	28	Jokinen.....	6	2	3	5	4
Bozek.....	31	7	7	14	53	Nolan.....	7	3	2	5	2
Titov.....	18	7	6	13	14	Kennedy.....	10	4	1	5	18
Lever.....	20	5	8	13	20	Jackson.....	14	3	2	5	6
Huselius.....	20	2	10	12	14	Yawney.....	19	3	2	5	26
Phaneuf.....	25	5	7	12	22	Hislop.....	28	3	2	5	11
Stern.....	31	6	6	12	85	Meredith.....	5	3	1	4	4
Wilson, C.....	32	6	6	12	10	Dahlquist.....	7	3	1	4	4
Leopold.....	39	0	12	12	18	Romanchych.....	7	2	2	4	4
Hunter, T.....	86	5	7	12	352	Hunter, M.....	10	2	2	4	23
Vail.....	20	5	6	11	6	Gould, B.....	11	3	1	4	4
Konroyd.....	24	4	7	11	40	Amonte.....	13	2	2	4	10
Nilson.....	34	4	7	11	14	Holt.....	13	2	2	4	52
Sullivan.....	18	4	6	10	10	Nystrom.....	13	2	2	4	2
Eaves.....	19	5	5	10	10	Musil.....	25	1	3	4	21
Beers.....	22	4	6	10	39	Baxter.....	30	0	4	4	120
Donovan.....	31	5	5	10	39	Hull.....	6	2	1	3	0
Lombardi.....	33	2	8	10	10	Paslawski.....	6	3	0	3	0
McCrimmon.....	37	2	8	10	60	Walz.....	7	3	0	3	2
Nattress.....	38	4	6	10	22						

FLAMES CAREER PLAYOFF POINT LEADERS (con't)

PLAYER	GP	G	A	PTS	PIM	PLAYER	GP	G	A	PTS	PIM
Unger.....	4	0	3	3	2	Shand.....	11	0	1	1	57
Mulhern.....	5	0	3	3	5	Vandermeer.....	13	0	1	1	8
Camalleri.....	6	1	2	3	2	Bourgeois.....	15	0	1	1	51
Ashton.....	6	0	3	3	2	McCarthy.....	17	0	1	1	61
Glencross.....	6	0	3	3	12	Warrener.....	37	0	1	1	30
Skrudland.....	6	0	3	3	12	Kiprusoff (G).....	52	0	1	1	6
Comeau.....	9	2	1	3	8	Bolduc.....	1	0	0	0	0
Primeau.....	13	1	2	3	18	Bradley.....	1	0	0	0	0
Hamrik.....	13	0	3	3	10	Carr.....	1	0	0	0	0
Kromm.....	14	1	2	3	13	Christoff.....	1	0	0	0	0
Johnson.....	17	0	3	3	64	Courteau.....	1	0	0	0	0
Montador.....	20	1	2	3	6	Glynn.....	1	0	0	0	0
Lemelin (G).....	31	0	3	3	0	Hlushko.....	1	0	0	0	2
Vernon (G).....	81	0	3	3	18	Hulse.....	1	0	0	0	0
Stillman.....	2	1	1	2	0	MacDonald.....	1	0	0	0	0
Boldirev.....	2	0	2	2	2	McElhinney (G).....	1	0	0	0	0
Lalonde.....	3	2	0	2	0	McLennan (G).....	1	0	0	0	12
Lemieux, Jean.....	4	1	1	2	0	Priakin.....	1	0	0	0	0
Ecclestone.....	4	0	2	2	6	Sabourin.....	1	0	0	0	0
Pronovost.....	6	2	0	2	2	Torgajev.....	1	0	0	0	0
Bertuzzi.....	6	1	1	2	8	Turek (G).....	1	0	0	0	0
Pardy.....	6	0	2	2	5	Wilson, B.....	1	0	0	0	0
McCarthy.....	7	2	0	2	15	Zaharko.....	1	0	0	0	0
Bennett.....	9	1	1	2	45	Carriere.....	2	0	0	0	2
Dunn.....	9	1	1	2	8	Evans.....	2	0	0	0	0
Manery.....	9	0	2	2	4	Flett.....	2	0	0	0	0
Sarich.....	12	0	2	2	8	Hilliard.....	2	0	0	0	0
Dahl.....	16	0	2	2	12	Joseph (G).....	2	0	0	0	0
Patrick.....	16	0	2	2	8	Kryskow.....	2	0	0	0	2
Oliwa.....	20	2	0	2	6	Lapointe.....	2	0	0	0	0
Commodore.....	20	0	2	2	19	Lemieux, R.....	2	0	0	0	0
Sheehy.....	32	0	2	2	104	Roy.....	2	0	0	0	0
Kobasew.....	33	1	1	2	24	Seiling.....	2	0	0	0	0
Dwyer.....	1	1	0	1	0	St. Sauveur.....	2	0	0	0	0
Coxe.....	2	1	0	1	16	Sweeney, B.....	2	0	0	0	0
Redmond.....	2	1	0	1	0	Wappel.....	2	0	0	0	4
Fox.....	2	0	1	1	8	Cavallini.....	3	0	0	0	4
Ingarfield.....	2	0	1	1	0	Leclerc.....	3	0	0	0	2
Lindberg.....	2	0	1	1	2	McAdam.....	3	0	0	0	0
Phillipoff.....	2	0	1	1	2	Albelin.....	4	0	0	0	0
Rota.....	2	0	1	1	26	Brown.....	4	0	0	0	0
Tambellini.....	2	0	1	1	0	Deadmarsh.....	4	0	0	0	17
Evason.....	3	0	1	1	0	Henderson.....	4	0	0	0	0
Korn.....	4	1	0	1	12	Leiter.....	4	0	0	0	2
Murray.....	4	1	0	1	2	Lemieux, J.....	4	0	0	0	0
Guy.....	4	0	1	1	23	McCreary.....	4	0	0	0	0
Hexhall.....	4	0	1	1	16	McDonough.....	4	0	0	0	2
Huscroft.....	4	0	1	1	4	Peters.....	4	0	0	0	0
Ribble.....	4	0	1	1	8	Price.....	4	0	0	0	6
Simpson.....	4	0	1	1	2	Reese (G).....	4	0	0	0	0
Bourque.....	5	1	0	1	22	Richard.....	4	0	0	0	2
Boyd.....	5	1	0	1	0	Stewart.....	4	0	0	0	10
Gibbs.....	5	1	0	1	4	Tabaracci (G).....	4	0	0	0	0
Jalonen.....	5	1	0	1	0	Wamsley (G).....	4	0	0	0	0
Zyuzin.....	5	1	0	1	2	Godard.....	5	0	0	0	0
Eriksson.....	5	0	1	1	2	Fenton.....	5	0	0	0	2
Johansson.....	5	0	1	1	2	Friesen.....	5	0	0	0	2
Matteau.....	5	0	1	1	0	Myre (G).....	5	0	0	0	0
Berube.....	6	0	1	1	21	Bartel.....	6	0	0	0	16
Gauthier.....	6	0	1	1	4	Gould.....	7	0	0	0	4
Lundmark.....	6	0	1	1	7	Kyte.....	7	0	0	0	7
Lydman.....	6	0	1	1	2	Hale.....	8	0	0	0	8
Stuart.....	6	0	1	1	6	Ritchie.....	8	0	0	0	10
Churla.....	7	0	1	1	17	Kidd (G).....	9	0	0	0	0
Quinn, P.....	7	0	1	1	8	Hindmarch.....	10	0	0	0	6
Labraaten.....	8	1	0	1	4	Lowry.....	10	0	0	0	6
Kea.....	8	0	1	1	9	Edwards (G).....	11	0	0	0	0
Keczmer.....	10	0	1	1	6	Bouchard (G).....	12	0	0	0	0
Fotiu.....	11	0	1	1	34	Riggin (G).....	14	0	0	0	0
Hrdina.....	11	0	1	1	2						

Vernon.....	81	4,773	240	4	3	3.02	43	33
Kiprusoff.....	52	3,127	122	4	6	2.34	24	26
Lemelin.....	31	1,619	108	2	1	4.00	11	14
Riggin.....	14	823	47	1	0	3.43	6	7
Kidd.....	9	517	35	0	1	4.06	3	5
Edwards.....	11	443	34	1	0	4.60	3	3
Joseph.....	2	79	1	0	0	0.76	1	0
Reese.....	4	209	17	1	0	4.88	1	3
Myre.....	5	305	18	1	0	3.54	1	4
Bouchard.....	12	701	42	1	0	3.59	1	11
McElhinney.....	1	34	1	0	0	1.76	0	0
McLennan.....	1	1	0	0	0	0.00	0	0
Turek.....	1	19	0	0	0	0.00	0	0
Tabaracci.....	4	223	7	0	0	1.88	0	3
Wamsley.....	4	104	14	0	0	8.08	0	3

FLAMES PLAYOFF TEAM RECORDS

1986

LONGEST STREAKS

Winning: 6 Games

Game 7, 1989 Smythe Division Semi-Finals to Game 1, Campbell Conference Championships, April 15 to May 2, 1989

Home Winning: 6 Games

Game 2, 1989 Smythe Division Semi-Finals to Game 1, Campbell Conference Championships, April 6 to May 2, 1989

Road Winning: 5 Games

Game 5, Western Conference Semi-Finals to Game 1, Stanley Cup Finals, May 1 to May 25, 2004

Losing: 7 Games

Game 1, 1974 Quarter-Finals vs. Philadelphia to Game 1, 1977 Preliminary Round vs. Los Angeles, April 9, 1974 to April 5, 1977;

Game 3, 1977 Preliminary Round vs. Los Angeles to Game 2, 1980 Preliminary Round vs. NY Rangers, April 9, 1977 to April 9, 1980

Home Losing: 3 Games

Game 3, 1974 Quarter-Finals vs. Philadelphia to Game 2, 1976 Preliminary Round vs. Los Angeles, April 12, 1974 to April 8, 1976;

Game 4, 1986 Smythe Division Finals to Game 3, 1986 Campbell Conference Finals vs. St. Louis, April 24 to May 2, 1986

Road Losing: 9 Games

Game 1, 1974 Quarter-Finals vs. Philadelphia to Game 2, 1980 Preliminary Round vs. NY Rangers, April 9, 1974 to April 9, 1980

PLAYOFF YEAR - MOST

Games: 26, 2004

Home Games: 12, 1986, 1989, 2004

Road Games: 14, 2004

Wins: 16, 1989

Losses: 11, 2004

Goals, For: 82, 1989

Goals, Against: 69, 1986

Power-play Goals, For: 28, 1989

Power-play Goals, Against: 21, 2004

Shorthanded Goals, For: 5, 1986

Shorthanded Goals, Against: 5, 1983, 1986

PLAYOFF SERIES

Most Goals 2 Game Series: 5 (2x)

vs. Detroit,
1977 Preliminary Round;
vs. Toronto,
1979 Preliminary Round

Fewest Goals 2 Game Series: 1

vs. Los Angeles,
1976 Preliminary Round

Most Goals 3 Game Series: 15 (2x)

vs. Chicago,
1981 Preliminary Round;
vs. Winnipeg,
1986 Smythe Division Finals

Fewest Goals 3 Game Series: 5

vs. Vancouver,
1982 Smythe Division
Semi-Finals

Most Goals 4 Game Series: 22

vs. Los Angeles,
1989 Smythe Division Finals

Fewest Goals 4 Game Series: 6

vs. Philadelphia,
1974 Quarter-Finals

PLAYOFF SERIES (con't)

Most Goals 5 Game Series: 30

vs. Los Angeles,
1988 Smythe Division Semi-Finals

Fewest Goals 5 Game Series: 13 (2x)

vs. Edmonton,
1983 Smythe Division Finals;
vs. Montreal,
1986 Stanley Cup Finals

Most Goals 6 Game Series: 28

vs. Los Angeles,
1993 Smythe Division Semi-Finals

Fewest Goals 6 Game Series: 10

vs. Detroit,
2007 Western Conference Quarter-Finals

Most Goals 7 Game Series: 36

vs. San Jose,
1995 Western Conference Quarter-Finals

Fewest Goals 7 Game Series: 14

vs. Tampa Bay,
2004 Stanley Cup Finals

Most Goals Against: 35

vs. Edmonton,
1983 Smythe Division Finals

Fewest Goals Against: 3

vs. Los Angeles,
1976 Preliminary Round

Most Goals Against 2 Game Series: 9

vs. Toronto,
1979 Preliminary Round

Fewest Goals Against 2 Game Series: 3

vs. Los Angeles,
1976 Preliminary Round

Most Goals Against 3 Game Series: 11

vs. Los Angeles,
1977 Preliminary Round

Fewest Goals Against 3 Game Series: 9

vs. Chicago,
1981 Preliminary Round

Most Goals Against 4 Game Series: 18

vs. Edmonton,
1988 Smythe Division Finals

Fewest Goals Against 4 Game Series: 11

vs. Los Angeles,
1989 Smythe Division Finals

Most Goals Against 5 Game Series: 35

vs. Edmonton,
1983 Smythe Division Finals

NHL RECORD

Fewest Goals Against 5 Game Series: 8

vs. Chicago,
1989 Campbell Conference Championship

Most Goals Against 6 Game Series: 33

vs. Los Angeles,
1993 Smythe Division Semi-Finals

Fewest Goals Against 6 Game Series: 12 (2x)

vs. Detroit,
2004 Western Conference Semi-Finals;
vs. San Jose,
2004 Western Conference Finals

Most Goals Against 7 Game Series: 33

vs. Edmonton,
1984 Smythe Division Finals

Fewest Goals Against 7 Game Series: 13

vs. Tampa Bay,
2004 Stanley Cup Finals

Most Goals Both Teams: 62

vs. San Jose,
1995 Western Conference Quarter-Finals
(Flames 36, San Jose 26)

Fewest Goals Both Teams: 4

vs. Los Angeles,
1976 Preliminary Round
(Flames 1, Los Angeles 3)

Most Goals Both Teams 2 Game Series: 14

vs. Toronto,
1979 Preliminary Round
(Flames 5, Toronto 9)

Fewest Goals Both Teams 2 Game Series: 4

vs. Los Angeles,
1976 Preliminary Round
(Flames 1, Los Angeles 3)

Most Goals Both Teams 3 Game Series: 24

vs. Chicago,
1981 Preliminary Round
(Flames 15, Chicago 9)

Fewest Goals Both Teams 3 Game Series: 15

vs. Vancouver,
1982 Smythe Division Semi-Finals
(Flames 5, Vancouver 10)

Most Goals Both Teams 4 Game Series: 33

vs. Los Angeles, 1989 Smythe Division
Semi-Finals (Flames, Los Angeles 11)

Fewest Goals Both Teams 4 Game Series: 22

vs. NY Rangers,
1980 Preliminary Round
(Flames 8, Rangers 14)

Most Goals Both Teams 5 Game Series: 48 (2x)

vs. Edmonton,
1983 Smythe Division Finals
(Flames 13, Edmonton 35);
vs. Los Angeles,
1988 Smythe Division Semi-Finals
(Flames 30, Los Angeles 18)

Fewest Goals Both Teams 5 Game Series: 23

vs. Chicago,
1989 Campbell Conference Championship
(Flames 15, Chicago 8)

Most Goals Both Teams 6 Game Series: 61

vs. Los Angeles,
1993 Smythe Division Semi-Finals
(Flames 28, Los Angeles 33)

Fewest Goals Both Teams 6 Game Series: 23

vs. Detroit,
2004 Western Conference Semi-Finals
(Flames 11, Detroit 12)

Most Goals Both Teams 7 Game Series: 62

vs. San Jose,
1995 Western Conference Quarter-Finals
(Flames 36, San Jose 26)

NHL RECORD

PLAYOFF SERIES (con't)

Fewest Goals Both Teams 7 Game Series: 27

vs. Tampa Bay,
2004 Stanley Cup Finals
(Flames 14, Tampa Bay 13)

Most Power-play Goals For: 13

vs. St. Louis,
1986 Campbell Conference Finals

Most Power-play Goals Against: 10

vs. Los Angeles,
1990 Smythe Division Semi-Finals

Most Power-play Goals Both Teams: 18

vs. St. Louis,
1986 Campbell Conference Finals
(Flames 13, St. Louis 5)

Most Shorthanded Goals For: 6

vs. San Jose,
1995 Western Conference Quarter-Finals

TIES NHL RECORD

Most Shorthanded Goals Against: 5

vs. Edmonton,
1983 Smythe Division Finals

Most Shorthanded Goals Both Teams: 7

vs. Edmonton,
1983 Smythe Division Finals
(Flames 2, Edmonton 5)

TIES NHL RECORD

Most Shutouts For: 2 (2x)

vs. Vancouver,
1989 Smythe Division Semi-Finals,

Apr 8, 1989 (Vernon);

Apr 11, 1989 (Vernon)

vs. Detroit,
2004 Western Conference Semi-Finals,
May 1, 2004 (Kiprusoff);
May 8, 2004 (Kiprusoff)

Most Shutouts Against: 1 (10x)

vs. LAK, 1976 Preliminary Round,
Apr 8, 1976 (Vachon);

vs. PHI, 1981 Quarter-Finals,
Apr 16, 1981 (St. Croix);

vs. VAN, 1984 Smythe Division SF,
Apr 7, 1984 (Brodeur);

vs. MTL, 1986 Stanley Cup Finals,
May 22, 1986 (Roy);

vs. VAN, 1994 Western Conference QF,
Apr 18, 1994 (McLean);

vs. CHI, 1996 Western Conference QF,
Apr 19, 1996, (Belfour);

vs. SJS, 2004 Western Conference SF,
May 13, 2004, (Nabokov);

vs. TBL, 2004 Stanley Cup Finals,
May 31, 2004, (Khabibulin)

vs. ANA, 2006 Western Conference QF,
May 3, 2006 (Bryzgalov)

vs. SJS, 2008 Western Conference QF,
Apr 10, 2008 (Nabokov)

PLAYOFF GAME

Most Goals: 9 (3x)

Apr. 6, 1988 vs. Los Angeles, 9-2;
Apr. 21, 1993 vs. Los Angeles, 9-4;
May 11, 1995 at San Jose, 9-2

Most Goals At Home: 9 (2x)

Apr. 6, 1988 vs. Los Angeles, 9-2;
Apr. 21, 1993 vs. Los Angeles, 9-4

Most Goals On Road: 9

May 11, 1995 at San Jose, 9-2

Most Goals Against: 12

Apr. 10, 1990 at Los Angeles, 4-12

Most Goals Against At Home: 10

Apr. 17, 1983 vs. Edmonton, 2-10

Most Goals Against On Road: 12

Apr. 10, 1990 at Los Angeles, 4-12

Most Decisive Win: 7 Goals (2x)

Apr. 6, 1988 vs. Los Angeles, 9-2;
May 11, 1995 at San Jose, 9-2

Most Decisive Win At Home: 7 Goals

Apr. 6, 1988 vs. Los Angeles, 9-2

Most Decisive Win On Road: 7 Goals

May 11, 1995 at San Jose, 9-2

Most Decisive Loss: 8 Goals (3x)

Apr. 17, 1983 vs. Edmonton, 2-10;

Apr. 20, 1983 at Edmonton, 1-9;

Apr. 10, 1990 at Los Angeles, 4-12

Most Decisive Loss At Home: 8 Goals

Apr. 17, 1983 vs. Edmonton, 2-10

Most Decisive Loss On Road: 8 Goals (2x)

Apr. 20, 1983 at Edmonton, 1-9;
Apr. 10, 1990 at Los Angeles, 4-12

Most Power-play Goals For: 4 (2x)

May 4, 1986 vs. St. Louis, 8-2;
Apr. 20, 1994 vs. Vancouver, 7-5

Most Power-play Goals Against: 4 (2x)

Apr. 9, 1989 at Vancouver, 3-5;
Apr. 7, 2004 at Vancouver, 3-5

Most Power-play Goals, Both Teams: 7

Apr. 9, 1989 at Vancouver, 3-5,
Flames 3, Vancouver 4

Most Shorthanded Goals For: 2 (2x)

Apr. 6, 1990 vs. Los Angeles, 8-5;
May 11, 1995 at San Jose, 9-2

Most Shorthanded Goals Against: 3 (2x)

Apr. 17, 1983 vs. Edmonton, 2-10;
Apr. 21, 2007 at Detroit, 1-5

TIES NHL RECORD

Fastest Opening Goal For: 0:20 (2x)

May 6, 1986 at St. Louis, 5-3, Joe Mullen;
May 11, 2004 at San Jose, 4-1, Marcus Nilson

PLAYOFF GAME (con't)

Fastest Opening Goal Against: 0:08

Apr. 7, 1982 at Vancouver, 1-2,
Stan Smyl

Fastest Two Goals For: 0:15

May 5, 1981 at Minnesota, 4-7
3rd period, Gould (10:22)
and Dwyer (10:37)

Fastest Two Goals Against: 0:08

Apr. 14, 1983 at Edmonton, 3-6,
3rd period, Messier (2:00)
and Hughes (2:08)

Fastest Two Goals Both Teams: 0:15

Apr. 17, 1983 vs. Edmonton, 2-10,
1st period, Gretzky (13:42)
and Reinhart (13:57)

Fastest Three Goals For: 3:14

Apr. 21, 1993 vs. Los Angeles, 9-4,
3rd period, Reichel (7:23),
Paslawski (8:14), and Fleury (10:37)

Fastest Three Goals Against: 0:23

Apr. 12, 1979 at Toronto, 4-7,
1st period, Sittler (4:04 & 4:16)
and Ellis (4:27)

NHL RECORD

Fastest Three Goals Both Teams: 0:55

Apr. 17, 1983 vs. Edmonton, 2-10,
1st period, Gretzky (13:42),
Reinhart (13:57) and Gretzky (14:37)

Most Penalty Minutes For: 110

Apr. 10, 1979 vs. Toronto

Most Penalty Minutes Against: 110

Apr. 24, 1986 vs. Edmonton

Most Penalty Minutes Both Teams: 219

Apr. 10, 1979 vs. Toronto

Fewest Penalty Minutes For: 4 (5x)

May 19, 1995 vs. San Jose (2 OT);
Apr. 27, 2004 vs. Detroit;
Jun. 3, 2004 vs. Tampa Bay
Apr. 9, 2008 vs. San Jose
Apr. 27, 2009 vs. Chicago

Fewest Penalty Minutes Against: 2 (2x)

May 19, 1995 vs. San Jose (2 OT)
Apr. 27 2009 vs. Chicago

Fewest Penalty Minutes Both Teams: 6

May 19, 1995 vs. San Jose (2 OT),
(Flames 4, San Jose 2)

Most Shots On Goal For: 60

May 19, 1995 vs. San Jose, 4-5 (2 OT)

Most Shots On Goal Against: 65

Apr. 11, 1981 at Chicago, 5-4 OT;
Apr. 6, 1988 vs. Los Angeles, 9-2

Most Shots On Goal Both Teams: 113

Apr. 11, 1981 at Chicago, 5-4 OT,
(Flames 48, Chicago 65)

Fewest Shots On Goal For: 10

Apr. 15, 2008 vs. San Jose, 2-3

Fewest Shots On Goal Against: 15

Jun. 7, 2004 at Tampa Bay, 1-2

Fewest Shots On Goal Both Teams: 32

Jun. 7, 2004 at Tampa Bay, 1-2

PLAYOFF PERIOD

Most Goals For: 5

Apr. 21, 1993 vs. Los Angeles,

Most Goals Against: 5 (3x)

Apr. 22, 1981 at Philadelphia,
4-9, 1st period;

Apr. 20, 1983 at Edmonton,
1-9, 2nd period;

Apr. 10, 1990 at Los Angeles,
4-12, 2nd period

Most Goals Both Teams: 9

Apr. 10, 1990 at Los Angeles,
4-12, 2nd period, Flames 4, Los Angeles 5

Most Shots For: 22

Apr. 6, 1988 vs. Los Angeles,
9-2, 1st period, 4 goals

Most Shots Against: 27

Apr. 10, 2008 at San Jose,
0-2, 2nd period, 2 goals

Most Shots Both Teams: 36

Apr. 28, 1981 vs. Minnesota,
1-4, 2nd period, Flames 18 shots, 1 goal,
Minnesota 18 shots, 2 goals

Fewest Shots For: 2 (7x)

Apr. 17, 1981 at Philadelphia,
5-4, 3rd period, no goals;

May 14, 1986 vs. St. Louis,
2-1, 3rd period, no goals;

May 22, 1986 at Montreal,
0-1, 2nd period, no goals;

May 6, 1989 at Chicago,
5-2, 3rd period, two goals;

Apr. 15, 2004 at Vancouver,
2-1, 3rd period, one goal,

May 29, 2004 vs. Tampa Bay,
3-0, 1st period, no goals;

Apr. 15, 2008 vs. San Jose,
2-3, 1st period, no goals

Fewest Shots Against: 2 (3x)

Apr. 7, 1977 vs. Los Angeles,
3-2, 2nd period, 1 goal;

Apr. 7, 1988 vs. Los Angeles,
6-4, 3rd period, 1 goal;

Apr. 28, 1994 at Vancouver,
2-3 OT, 3rd period, no goals

Fewest Shots Both Teams: 7

May 29, 2004 vs. Tampa Bay,
3-0, 1st period, Flames 2 shots, 0 goals, Tampa Bay 5
shots, 0 goals

Most Power-play Goals For: 3 (3x)

May 4, 1986 vs. St. Louis,
8-2, 3rd period, Patterson, Quinn, MacInnis;

May 12, 1986 at St. Louis,
5-6 OT, 2nd period, Quinn (2), Tonelli;

Apr. 9, 1989 at Vancouver,
3-5, 3rd period, Otto, Fleury, Nieuwendyk

PLAYOFF PERIOD (con't)

Most Power-play Goals Against: 3

Apr. 11, 1978 vs. Detroit, 3-5, 1st period

Most Power-play Goals Both Teams: 5

Apr. 9, 1989 at Vancouver, 3-5, 3rd period, Flames (Otto, Fleury, Nieuwendyk), Vancouver (Reinhart, Nordmark)

Most Shorthanded Goals For: 2

May 11, 1995 at San Jose, 9-2, 1st period, Mike Sullivan and Ron Stern

Most Shorthanded Goals Against: 2 (2x)

Apr. 14, 1985 vs. Winnipeg, 3-5, 2nd period, Smail, Boschman

Apr. 21, 2007 at Detroit, 1-5, 2nd period, Cleary (SH PS), Chelios

Most Shorthanded Goals Both Teams: 2 (4x)

Apr. 14, 1983 at Edmonton, 3-6, 3rd period (Flames, Reinhart - Edmonton, Messier);

Apr. 14, 1985 vs. Winnipeg, 3-5, 2nd period (Winnipeg Smail, Boschman);

May 11, 1995 at San Jose, 9-2, 1st period, Mike Sullivan and Ron Stern

Apr. 21, 2007 at Detroit, 1-5, 2nd period, Cleary (SH PS), Chelios

Most Penalty Minutes For: 94

Apr. 10, 1979 vs. Toronto, 1-2, 2nd period

Most Penalty Minutes Against: 87

Apr. 10, 1979 vs. Toronto, 1-2, 2nd period

Most Penalty Minutes Both Teams: 181

Apr. 10, 1979 vs. Toronto, 1-2, 2nd period (Flames 94, Toronto 87)

Fewest Penalty Minutes For: 0 (54x)

Last time: Apr. 27, 2009 vs. Chicago, 1-4, 3rd period

Fewest Penalty Minutes Against: 0 (54x)

Last time: Apr. 27, 2009 vs. Chicago, 1-4, 3rd period

Fewest Penalty Minutes Both Teams: 0

Last time: Apr. 22, 2007 vs. Detroit, 1-2 (OTL), 2nd period vs. Tampa Bay, 2-3 (2 OT), 1st OT

OVERTIME

Most Overtime Games Playoff Year: 7

2004

Apr. 17, vs. Vancouver, 4-5 (3 OT), Morrison;

Apr. 19, vs. Vancouver, 3-2, Gellinas;

Apr. 22, at Detroit, 2-1, Gellinas;

May 3, vs. Detroit, 1-0, Gellinas;

May 9, at San Jose, 4-3, Montador;

Jun. 3, at Tampa Bay, 3-2, Saprykin;

Jun. 5, vs. Tampa Bay, 2-3 (2 OT), St. Louis

Most Overtime Wins Playoff Year: 5

2004

Apr. 19, vs. Vancouver, 3-2, Gellinas;

Apr. 22, at Detroit, 2-1, Gellinas;

May 3, vs. Detroit, 1-0, Gellinas;

May 9, at San Jose, 4-3, Montador;

Jun. 3, at Tampa Bay, 3-2, Saprykin

Most Overtime Losses Playoff Year: 3 (2x)

1986

Apr. 20, at Edmonton, 5-6, Anderson;

May 12, at St. Louis, 5-6, Wickenheiser;

May 18, vs. Montreal, 2-3, Skrudland

1994

Apr. 26, vs. Vancouver, 1-2, G Courtnall;

Apr. 28, at Vancouver, 2-3, Linden;

Apr. 30, vs. Vancouver, 3-4, Bure

Longest Overtime Game: 50:02 OT

Apr. 23, 1996 vs. Chicago, 1-2, Joe Murphy

Longest Overtime Game At Home: 50:02 OT

Apr. 23, 1996 vs. Chicago, 1-2, Joe Murphy

Longest Overtime Game On Road: 38:08 OT

May 19, 1989 at Montreal, 3-4, Ryan Walter

Shortest Overtime Game: 0:09 OT

May 18, 1986 vs. Montreal, 2-3,

Brian Skrudland

NHL RECORD

Shortest Overtime Game At Home: 0:09 OT

May 18, 1986 vs. Montreal, 2-3,

Brian Skrudland

NHL RECORD

Shortest Overtime Game On Road: 0:12 OT

Apr. 16, 2009 at Chicago, 2-3,

Martin Havlat

20 MINUTE OVERTIME

Most Shots For: 17

May 19, 1995 vs. San Jose, 4-5 (2 OT), 1st OT period

Most Shots Against: 17

Apr. 22, 2007 vs. Detroit, 1-2, 1st OT period

Most Shots Both Teams: 25

Apr. 11, 1981 at Chicago, 5-4, 1st OT period;

May 19, 1995 vs. San Jose, 4-5 (2 OT), 1st OT period

OTHER OVERTIME PERIODS

Most Shots For: 11 (3x)

Apr. 11, 1981 at Chicago, 5-4, 2nd OT;
Apr. 15, 1989 vs. Vancouver, 4-3, 1st OT;
May 3, 2004 vs. Detroit, 1-0, 1st OT

Most Shots Against: 12 (2x)

May 3, 2004 vs. Detroit, 1-0, 1st OT;
May 9, 2004 at San Jose, 4-3, 1st OT

Most Shots Both Teams: 22

Apr. 15, 1989 vs. Vancouver, 4-3,
1st OT, Flames 11, Vancouver 11

Fewest Shots For: 0 (7x)

Apr. 8, 1980 at NY Rangers, 1-2, 1st OT;
Apr. 20, 1986 at Edmonton, 5-6, 1st OT;
May 18, 1986 vs. Montreal, 2-3, 1st OT;
Apr. 17, 2004 vs. Vancouver, 4-5, 3rd OT;
Jun. 5, 2004 vs. Tampa Bay, 2-3, 2nd OT;
Apr. 27, 2006 vs. Anaheim, 2-3, 1st OT;
Apr. 22, 2009 vs. Chicago, 2-3, 1st OT

Fewest Shots Against: 0 (4x)

Apr. 10, 1983 at Vancouver, 4-3, 1st OT;
Apr. 13, 1984 at Edmonton, 6-5, 1st OT;
Apr. 20, 1984 vs. Edmonton, 5-4, 1st OT;
Apr. 19, 2004 at Vancouver, 3-2, 1st OT

Fewest Shots Both Teams: 1 (5x)

Apr. 20, 1984 vs. Edmonton, 5-4,
1st OT period, Flames 1, Edmonton 0;
Apr. 20, 1986 at Edmonton, 5-6,
1st OT period, Flames 0, Edmonton 1;
May 18, 1986 vs. Montreal, 2-3,
1st OT period, Flames 0, Montreal 1
Apr. 27, 2006 vs. Anaheim, 2-3,
1st OT period, Flames 0, Anaheim 1
Apr. 22, 2009 vs. Chicago, 2-3
1st OT period, Flames 0, Chicago 1

INDIVIDUAL RECORDS

PLAYOFF CAREERS

Most Games: 99

Jim Peplinski, 1980-1989

Most Goals: 35

Joe Mullen, 1986-1990

Most Assists: 77

Al MacInnis, 1983-1994

Most Points: 102

Al MacInnis, 1983-1994

Most Penalty Minutes: 382

Jim Peplinski, 1980-1989

Most Wins By A Goaltender: 43

Michael Vernon, 1986-1994

PLAYOFF YEAR

Most Goals: 16

Joe Mullen, 1989

Most Assists: 24

Al MacInnis, 1989

Most Penalty Minutes: 108

Tim Hunter, 1986

Most Points: 31

Al MacInnis, 1989, (7 goals, 24 assists)

Most Wins By A Goaltender: 16

Michael Vernon, 1989,

TIES NHL RECORD

Most Consecutive Games Scoring Points: 19

Al MacInnis, 1989-90 Apr. 13,
1989 to May 25, 1989 (17 games), and
Apr. 4, 1990 to Apr. 6, 1990
(2 games), 9 goals, 20 assists,
29 points

PLAYOFF SERIES

Most Goals For: 7 (2x)

Hakan Loob vs. Los Angeles,
1988 Smythe Division Semi-Finals
(5 games);

Theoren Fleury vs. San Jose, 1995
Western Conference Quarter-Finals
(7 games)

Most Goals Against: 8

Mark Messier, Edmonton, 1984
Smythe Division Finals (7 games)

Most Power-play Goals For: 5

Ken Houston, 1981
Quarter Finals vs. Philadelphia
TIES NHL RECORD

Most Assists For: 11

Al MacInnis vs. Edmonton,
1984 Smythe Division Finals
(7 games)

Most Assists Against: 9 (2x)

Ken Linseman, Philadelphia,
1981 Quarter-Finals (7 games);
Wayne Gretzky, Edmonton,
1984 Smythe Division Finals (7 games)

PLAYOFF SERIES (con't)

Most Points For: 14

Theoren Fleury vs. San Jose,
1995 Western Conference Quarter-Finals
(7 games), 7 goals, 7 assists

Most Points Against: 14

Wayne Gretzky, Edmonton,
1983 Smythe Division Finals (5 games),
6 goals, 8 assists

Most Penalty Minutes For: 61

Willi Plett vs. Philadelphia,
1981 Quarter-Finals (7 games)

Most Penalty Minutes Against: 53

Charlie Bourgeois, St. Louis,
1986 Campbell Conference Finals
(7 games)

PLAYOFF GAME

Most Goals For: 4

Theoren Fleury at San Jose,
1995 Western Conference Quarter-Finals,
Game 4, May 13, 1995

Most Goals Against: 4 (2x)

Mark Messier, Edmonton,
1983 Smythe Division Finals,
Game 1, Apr. 14, 1983;

Wayne Gretzky, Edmonton,
1983 Smythe Division Finals,
Game 3, Apr. 17, 1983

Most Assists For: 4 (2x)

Kent Nilsson vs. Vancouver,
1983 Smythe Division Semi-Finals,
Game 2, Apr. 7, 1983;

Theoren Fleury at San Jose,
1995 Western Conference Quarter-Finals,
Game 3, May 11, 1995

Most Assists Against: 4 (2x)

Ken Linseman, Philadelphia,
1981 Quarter-Finals,
Game 5, Apr. 22, 1981;

Wayne Gretzky, Los Angeles,
1990 Smythe Division Semi-Finals,
Game 4, Apr. 10, 1990

Most Points For: 5 (2x)

Al MacInnis vs. Vancouver,
1994 Western Conference Quarter-Finals,
Game 2, Apr. 20, 1994, 2 goals,
3 assists;

Theoren Fleury at San Jose,
1995 Western Conference Quarter-Finals,
Game 3, May 11, 1995, 4 goals, 1 assist

Most Points Against: 7

Wayne Gretzky, Edmonton,
1983 Smythe Division Finals,
Game 3, Apr. 17, 1983, 4 goals, 3 assists

NHL RECORD

Most Penalty Minutes For: 31

Willi Plett vs. Philadelphia,
1981 Quarter-Finals,
Game 5, Apr. 22, 1981, 3 minors, 1 major, 2 game
misconducts

Most Penalty Minutes Against: 32

Dave Williams, Toronto,
1979 Preliminary Round,
Game 1, Apr. 10, 1979, 1 minor, 2 majors,
1-10 minute misconduct, 1 game misconduct

PLAYOFF PERIOD

Most Goals For: 2 (18x)

Al MacInnis, (3x)

vs. Montreal,
1989 Stanley Cup Championship,
Game 1, 1st period, May 14, 1989;

vs. Los Angeles,
1990 Smythe Division Semi-Finals,
Game 1, 1st period, Apr. 4, 1990;

vs. Vancouver,
1994 Western Conference Quarter-Finals,
Game 2, 1st period, Apr. 20, 1994

Doug Gilmour, (2x)

vs. Los Angeles,
1989 Smythe Division Finals,
Game 2, 1st period, Apr. 20, 1989;

at Los Angeles,
1989 Smythe Division Finals,
Game 3, 3rd period, Apr. 22, 1989

Dan Quinn, (2x)

vs. St. Louis,
1986 Campbell Conference Finals,
Game 5, 2nd period, May 10, 1986;

at St. Louis,

1986 Campbell Conference Finals,
Game 6, 2nd period, May 12, 1986

Eric Vail vs. NY Rangers,

1980 Preliminary Round,
Game 3, 2nd period, Apr. 11, 1980

Randy Holt vs. Philadelphia,

1981 Quarter-Finals,
Game 4, 3rd period, Apr. 20, 1981

Paul Reinhart at Edmonton,

1983 Smythe Division Finals,
Game 1, 3rd period, Apr. 14, 1983

Doug Risebrough vs. St. Louis,

1986 Campbell Conference Finals,
Game 2, 1st period, May 2, 1986

Mike Bullard,

1987 Smythe Division Semi-Finals,
Game 2, 2nd period, Apr. 9, 1987

PLAYOFF PERIOD (con't)

Mike Sullivan at San Jose,
1995 Western Conference Quarter-Finals,
Game 3, May 11, 1995

Theoren Fleury at San Jose,
1995 Western Conference Quarter-Finals,
Game 4, May 13, 1995

Steve Chiasson vs. Chicago,
1996 Western Conference Quarter-Finals,
Game 3, Apr. 21, 1996

Jarome Iginla vs. Anaheim
2006 Western Conference Quarter-Finals,
Game 4, 3rd period, Apr. 27, 2006

David Moss vs. Chicago
2009 Western Conference Quarter-Finals
Game 3, 3rd period, Apr. 20, 2009

Olli Jokinen vs. Chicago
2009 Western Conference Quarter-Finals
Game 4, 2nd period, Apr. 22, 2009

Most Goals Against: 3

Rick MacLeish, Philadelphia,
1974 Quarter-Finals,
Game 2, 2nd period, Apr. 11, 1974

Brian Propp, Philadelphia,
1981 Quarter-Finals,
Game 5, 1st period, Apr. 22, 1982

TIES NHL RECORD

Most Assists For: 2 (42x)

Al MacInnis, (7x)
vs. Edmonton,
1984 Smythe Division Finals,
Game 5, 2nd period, Apr. 18, 1984;

vs. Edmonton,
1984 Smythe Division Finals,
Game 6, 1st period, Apr. 20, 1984;

vs. St. Louis,
1986 Campbell Conference Finals,
Game 1, 2nd period, May 2, 1986;

vs. St. Louis,
1986 Campbell Conference Finals,
Game 2, 3rd period, May 4, 1986;

vs. Vancouver,
1989 Smythe Division Semi-Finals,
Game 4, 3rd period, Apr. 9, 1989;

vs. Vancouver,
1989 Smythe Division Semi-Finals,
Game 7, 1st period, Apr. 15, 1989;

vs. Los Angeles,
1993 Smythe Division Semi-Finals,
Game 2, 3rd period, Apr. 21, 1993

Gary Roberts, (4x)
at Los Angeles,
1989 Smythe Division Finals,
Game 3, 3rd period, Apr. 22, 1989;

at Los Angeles,
1990 Smythe Division Semi-Finals,
Game 4, 2nd period, Apr. 10, 1990;

at Edmonton,
1991 Smythe Division Semi-Finals,
Game 4, 1st period, Apr. 10, 1991;

vs. Los Angeles,
1993 Smythe Division Semi-Finals,
Game 2, 2nd period, Apr. 21, 1993

Guy Chouinard, (4x)
vs. NY Rangers,
1980 Preliminary Round,
Game 3, 2nd period, Apr. 11, 1980;

vs. Philadelphia,
1981 Quarter-Finals,
Game 2, 2nd period, Apr. 17, 1981;

vs. Philadelphia,
1981 Quarter-Finals,
Game 7, 1st period, Apr. 26, 1981;

vs. Vancouver,
1983 Smythe Division Semi-Finals,
Game 2, 2nd and 3rd periods

Paul Reinhart, (3x)
vs. Chicago,
1981 Preliminary Round,
Game 1, 3rd period, Apr. 8, 1981;

vs. St. Louis,
1986 Campbell Conference Finals,
Game 2, 3rd period, May 4, 1986;

at St. Louis,
1986 Campbell Conference Finals,
Game 6, 2nd period, May 12, 1986

Gary Suter, (3x)
vs. Los Angeles,
1988 Smythe Division Semi-Finals,
Game 1, 1st period, Apr. 6, 1988;

vs. Vancouver,
1989 Smythe Division Semi-Finals,
Game 4, 1st period, Apr. 9, 1989;
vs. Edmonton,
1991 Smythe Division Semi-Finals,
Game 5, 1st period, Apr. 12, 1991

Jim Peplinski, (2x)
vs. Philadelphia,
1981 Quarter-Finals,
Game 4, 3rd period, Apr. 20, 1981;

vs. Montreal,
1986 Stanley Cup Finals,
Game 1, 3rd period, May 16, 1986

Rob Ramage, (2x)
vs. Los Angeles,
1989 Smythe Division Finals,
Game 4, 1st period, Apr. 24, 1989;

vs. Montreal,
1989 Stanley Cup Championship,
Game 5, 1st period, May 23, 1989

Sergei Makarov, (2x)
vs. Los Angeles,
1990 Smythe Division Semi-Finals,
Game 2, 2nd period, Apr. 6, 1990;

at Los Angeles,
1990 Smythe Division Semi-Finals,
Game 4, 2nd period

Kent Nilsson vs. Chicago,
1981 Preliminary Round,
Game 1, 2nd period, Apr. 8, 1981

Bob Murdoch vs. Minnesota,
1981 Semi-Finals,
Game 4, 3rd period, May 5, 1981

Doug Risebrough vs. Winnipeg,
1985 Smythe Division Semi-Finals,
Game 1, 2nd period, Apr. 10, 1985

PLAYOFF PERIOD (con't)

Terry Johnson at Winnipeg,
1986 Smythe Division Semi-Finals,
Game 3, 1st period, Apr. 12, 1986

John Tonelli at Edmonton,
1986 Smythe Division Finals,
Game 1, 1st period, Apr. 18, 1986

Neil Sheehy vs. St. Louis,
1986 Campbell Conference Finals,
Game 2, 1st period, May 4, 1986

Joel Otto vs. Montreal,
1989 Stanley Cup Championship,
Game 1, 1st period, May 14, 1989

Phil Housley vs. San Jose,
1995 Western Conference Quarter-Finals,
Game 1, 3rd period, May 7, 1995

Mike Sullivan vs. San Jose,
1995 Western Conference Quarter-Finals,
Game 2, 1st period, May 9, 1995

German Titov at San Jose,
1995 Western Conference Quarter-Finals,
Game 3, 3rd period, May 11, 1995

Ron Stern vs. Chicago,
1996 Western Conference Quarter-Finals,
Game 3, Apr. 21, 1996

Robyn Regehr vs. Vancouver,
2004 Western Conference Quarter-Finals,
Game 6, 2nd Period, Apr. 17, 2004

Martin Gelas vs. Detroit,
2004 Western Conference Semi-Finals,
Game 3, 2nd Period, Apr. 27, 2004

Andrew Ference vs. Anaheim
2006 Western Conference Quarter Finals
Game 4, 3rd period, Apr. 27, 2006

Eric Nystrom vs. Chicago
2009 Western Conference Quarter-Finals
Game 4, 2nd period, Apr. 22, 2009

Most Assists Against: 3 (2x)

Ken Linseman, Philadelphia,
1981 Quarter-Finals,
Game 5, 1st period, Apr. 22, 1981

Dave Ellett, Winnipeg,
1987 Smythe Division Semi-Finals,
Game 6, 1st period, Apr. 16, 1987

TIES NHL RECORD

Most Points For: 3 (6x)

Al MacInnis vs. St. Louis,
1986 Campbell Conference Finals,
Game 2, 3rd period, May 4, 1986,
1 goal, 2 assists

Dan Quinn at St. Louis,
1986 Campbell Conference Finals,
Game 6, 2nd period, May 12, 1986,
2 goals, 1 assist

Theoren Fleury vs. Edmonton,
1991 Smythe Division Semi-Finals,
Game 7, 1st period, Apr. 16, 1991,
1 goal, 2 assists;

Al MacInnis vs. Vancouver,
1994 Western Conference Quarter-Finals,
Game 2, 1st period, Apr. 20, 1994,
2 goals, 1 assist

Steve Chiasson vs. Chicago,
1996 Western Conference Quarter-Finals,
Game 3, Apr. 21, 1996,
2 goals, 1 assist

Olli Jokinen vs. Chicago
2009 Western Conference Quarter-Finals

Game 4, 2nd period, Apr. 22, 2009
2 goals, 1 assist

Most Points Against: 3 (12x)

Wayne Gretzky, Edmonton, (2x)
1983 Smythe Division Finals,
Game 3, 1st period, Apr. 17, 1983,
2 goals, 1 assist;
1990 Smythe Division Semi-Finals,
Game 4, 2nd period, Apr. 10, 1990,
1 goal, 2 assists

Rick MacLeish, Philadelphia,
1974 Quarter-Finals,
Game 2, 2nd period, Apr. 11, 1974,
3 goals

Vaclav Nedomansky, Detroit,
1978 Preliminary Round,
Game 1, 1st period, Apr. 11, 1978,
1 goal, 2 assists

Brian Propp, Philadelphia,
1981 Quarter-Finals,
Game 5, 1st period, Apr. 22, 1981,
3 goals

Ken Linseman, Philadelphia,
1981 Quarter-Finals,
Game 5, 1st period, Apr. 22, 1981,
3 assists

Greg Paslawski, St. Louis,
1986 Campbell Conference Finals,
Game 6, 3rd period, May 12, 1986,
2 goals, 1 assist

Mats Naslund, Montreal,
1986 Stanley Cup Finals,
Game 3, 1st period, May 20, 1986,
2 goals, 1 assist

Dave Ellett, Winnipeg,
1987 Smythe Division Semi-Finals,
Game 6, 1st period, 3 assists

Tomas Sandstrom, Los Angeles,
1990 Smythe Division Semi-Finals,
Game 4, 2nd period, Apr. 10, 1990,
1 goal, 2 assists

Jeremy Roenick, San Jose,
2008 Western Conference Quarter-Finals,
Game 7, 2nd period, Apr. 22, 2008,
2 goals, 1 assist

Kris Versteeg, Chicago
2009 Western Conference Quarter-Finals
Game 4, 2nd period, Apr. 22, 2009
1 goal, 2 assists

Most Penalty Minutes For: 30

Curt Bennett vs. Philadelphia,
1974 Quarter-Finals,
Game 3, 2nd period, Apr. 12, 1974,
2 majors, 110-minute misconduct,
1 game misconduct

Most Penalty Minutes Against: 35

Dave Semenko, Edmonton,
1983 Smythe Division Finals,
Game 3, 1st period, Apr. 17, 1983,
1 major, 110-minute misconduct,
1 game misconduct, 1 match penalty

Fastest Two Goals, One Player: 1:37

Dan Quinn at St. Louis,
1986 Campbell Conference Finals,
Game 6, 2nd period, May 12, 1986,
0:20 and 1:57 vs. Rick Wamsley

FLAMES ALL-TIME PLAYOFF SERIES RECORD

2012-13	Did Not Qualify for Playoffs				
2011-12	Did Not Qualify for Playoffs				
2010-11	Did Not Qualify for Playoffs				
2009-10	Did Not Qualify for Playoffs				
2008-09	Lost to Chicago	2 - 4		Western Conference Quarter-Final	
2007-08	Lost to San Jose	3 - 4		Western Conference Quarter-Final	
2006-07	Lost to Detroit	2 - 4		Western Conference Quarter-Final	
2005-06	Lost to Anaheim	3 - 4		Western Conference Quarter-Final	
2004-05	NHL Lockout				
2003-04	Defeated Vancouver	4 - 3		Western Conference Quarter-Final	
	Defeated Detroit	4 - 2		Western Conference Semi-Final	
	Defeated San Jose	4 - 2		Western Conference Final	
	Lost to Tampa Bay	3 - 4		Stanley Cup Final	
2002-03	Did Not Qualify for Playoffs				
2001-02	Did Not Qualify for Playoffs				
2000-01	Did Not Qualify for Playoffs				
1999-00	Did Not Qualify for Playoffs				
1998-99	Did Not Qualify for Playoffs				
1997-98	Did Not Qualify for Playoffs				
1996-97	Did Not Qualify for Playoffs				
1995-96	Lost to Chicago	0 - 4		Western Conference Quarter-Final	
1994-95	Lost to San Jose	3 - 4		Western Conference Quarter-Final	
1993-94	Lost to Vancouver	3 - 4		Western Conference Quarter-Final	
1992-93	Lost to Los Angeles	2 - 4		Division Semi-Final	
1991-92	Did Not Qualify for Playoffs				
1990-91	Lost to Edmonton	3 - 4		Division Semi-Final	
1989-90	Lost to Los Angeles	2 - 4		Division Semi-Final	
1988-89	Defeated Vancouver	4 - 3		Division Semi-Final	
	Defeated Los Angeles	4 - 0		Smythe Division Final	
	Defeated Chicago	4 - 1		Campbell Conference Final	
	Defeated Montreal	4 - 2		Stanley Cup Final	
1987-88	Defeated Los Angeles	4 - 1		Division Semi-Final	
	Lost to Edmonton	0 - 4		Smythe Division Final	
1986-87	Lost to Winnipeg	2 - 4		Division Semi-Final	
1985-86	Defeated Winnipeg	3 - 0		Division Semi-Final	
	Defeated Edmonton	4 - 3		Smythe Division Final	
	Defeated St. Louis	4 - 3		Campbell Conference Final	
	Lost to Montreal	1 - 4		Stanley Cup Final	
1984-85	Lost to Winnipeg	1 - 3		Division Semi-Final	
1983-84	Defeated Vancouver	3 - 1		Division Semi-Final	
	Lost to Edmonton	3 - 4		Smythe Division Final	
1982-83	Defeated Vancouver	3 - 1		Division Semi-Final	
	Lost to Edmonton	1 - 4		Smythe Division Final	
1981-82	Lost to Vancouver	0 - 3		Division Semi-Final	
1980-81	Defeated Chicago	3 - 0		Preliminary Round	
	Defeated Philadelphia	4 - 3		Quarter-Finals	
	Lost to Minnesota	2 - 4		Semi-Finals	
1979-80	Lost to NY Rangers	1 - 3		Preliminary Round	
1978-79	Lost to Toronto	0 - 2		Preliminary Round	
1977-78	Lost to Detroit	0 - 2		Preliminary Round	
1976-77	Lost to Los Angeles	1 - 2		Preliminary Round	
1975-76	Lost to Los Angeles	0 - 2		Preliminary Round	
1974-75	Did Not Qualify for Playoffs				
1973-74	Lost to Philadelphia	0 - 4		Quarter-Finals	
1972-73	Did Not Qualify for Playoffs				

WON-LOSS RECORD	SERIES RECORD	RECORD IN 1st ROUND	RECORD IN 2nd ROUND	RECORD IN 3rd ROUND	RECORD IN CUP FINALS
92-99	15-19	7-13	4-3	3-1	1-2
CONFERENCE CHAMPIONSHIPS			STANLEY CUP CHAMPIONSHIPS		
3			1		

YEARS IN PLAYOFFS - 20 OF 32 YEARS (0.625%)

* excludes Atlanta Flames



CALGARY FLAMES ALL-TIME ROSTER

PLAYER	SEASONS	FLAMES CAREER SCORING					PLAYOFF CAREER SCORING					NO.
		GP	G	A	PTS	PIM	GP	G	A	PTS	PIM	
Adduono, Rick	1979-80	3	0	0	0	2	-	-	-	-	-	17
Ahola, Peter	1993-94	2	0	0	0	2	-	-	-	-	-	38
Albelin, Tommy	1995-96 to 2000-01	339	12	59	71	92	4	0	0	0	0	5
Aliu, Akim	2011-12 to 2012-13	7	2	1	3	26	0	0	0	0	0	29
Allison, Jamie	2001-02	101	3	10	13	163	-	-	-	-	-	7, 2, 33
Amonte, Tony	2005-06 to 2006-07	161	24	48	72	83	13	2	2	4	10	10
Andersson, Erik	1997-98	12	2	1	3	8	-	-	-	-	-	29
Andersson, Niklas	2000-01	11	0	1	1	4	-	-	-	-	-	25
Arnason, Chuck	1973-74	33	7	6	13	13	-	-	-	-	-	14
Ashton, Brent	1992-93	32	8	11	19	41	6	0	3	3	2	15
Aucoin, Adrian	2007-08 to 2008-09	157	20	49	69	83	13	2	4	6	6	33
Babchuk, Anton	2010-11 to 2012-13	104	10	28	38	26	0	0	0	0	0	33
Baertschi, Sven	2011-12 to 2012-13	25	6	7	13	10	0	0	0	0	0	47
Backlund, Mikael	2008-09 to 2011-12	170	23	39	62	69	0	0	0	0	0	60, 11
Bancks, Carter	2012-13	2	0	0	0	0	0	0	0	0	0	46
Bartel, Robin	1985-86	1	0	0	0	0	6	0	0	0	16	15
Bassen, Bob	1998-99	41	1	2	3	35	-	-	-	-	-	28
Baxter, Paul	1983-84 to 1986-87	209	16	39	55	568	30	0	4	4	120	4
Beaudoin, Serge	1979-80	3	0	0	0	0	-	-	-	-	-	24
Beers, Eddy	1981-82 to 1985-86	226	87	105	192	232	22	4	6	10	39	27
Begin, Steve	1997-98 & 1999-00 to 2002-03, 2012-13	159	15	11	26	214	0	0	0	0	0	57, 7, 26, 33, 28
Belak, Wade	1998-99 to 2000-01	72	0	3	3	218	-	-	-	-	-	29, 4
Belanger, Yves	1977-78 to 1978-79	22	0	0	0	0	-	-	-	-	-	31
Bennett, Curt	1972-73 to 1977-78 & 1979-80	405	126	140	266	190	9	1	1	2	45	5, 2
Berezan, Perry	1984-85 to 1988-89	152	31	42	73	154	20	2	5	7	30	21
Bergqvist, Jonas	1989-90	22	2	5	7	10	-	-	-	-	-	18
Bernhardt, Tim	1982-83	6	0	0	0	0	-	-	-	-	-	29
Bertuzzi, Todd	2008-09	66	15	29	44	74	6	1	1	2	8	7
Berube, Craig	2001-02 to 2002-03	234	10	17	27	628	6	0	1	1	21	23, 16, 27
Betts, Blair	2001-02 to 2003-04	35	3	5	8	12	-	-	-	-	-	15
Bialowas, Dwight	1973-74 to 1974-75	48	3	9	12	22	-	-	-	-	-	22
Bodak, Bob	1987-88	3	0	0	0	22	-	-	-	-	-	28
Boldirev, Ivan	1978-79 to 1979-80	65	22	32	54	26	2	0	2	2	2	12
Bolduc, Dan	1983-84	2	0	1	1	0	1	0	0	0	0	32
Borschevsky, Nikolai	1994-95	8	0	5	5	7	-	-	-	-	-	16
Botterill, Jason	1999-00 & 2001-02	6	1	0	1	2	-	-	-	-	-	17, 20
Botting, Cam	1975-76	2	0	1	1	0	-	-	-	-	-	24
Bouchard, Dan	1972-73 to 1980-81	398	0	16	16	146	12	0	0	0	0	30
Bouchard, Joel	1994-95 to 1997-98	126	9	12	21	106	-	-	-	-	-	34, 5, 6
Boucher, Bryan	2005-06	3	0	0	0	0	-	-	-	-	-	33
Boughner, Bob	2001-02 to 2002-03	148	5	18	23	293	-	-	-	-	-	6
Bouma, Lance	2010-11 to 2011-12	43	1	3	4	13	0	0	0	0	0	57
Bourgeois, Charles	1981-82 to 1985-86	162	12	34	46	430	15	0	1	1	51	2, 28
Bourque, Rene	2008-09 to 2011-12	249	88	76	164	241	5	1	0	1	22	17
Bouwmeester, Jay	2009-10 to 2012-13	279	18	79	97	134	0	0	0	0	0	4
Bowness, Rick	1975-76 to 1976-77	33	0	4	4	29	-	-	-	-	-	15
Boyd, Dustin	2006-07 to 2009-10	192	28	29	57	35	5	1	0	1	0	41, 16
Bozek, Steve	1983-84 to 1987-88	261	64	79	143	80	31	7	7	14	53	26
Bradley, Brian	1985-86 to 1987-88	45	10	19	29	16	1	0	0	0	0	14
Brathwaite, Fred	1998-99 to 2000-01	138	0	3	3	45	-	-	-	-	-	40
Bridgman, Mel	1981-82 to 1982-83	142	45	80	125	197	12	5	4	9	47	26
Brigley, Travis	1997-98 & 1999-00	19	0	2	2	6	-	-	-	-	-	43, 26
Brochu, Martin	2000-01	0	0	0	0	0	-	-	-	-	-	30
Brodie, T.J.	2010-11 to 2012-13	104	4	24	28	24	0	0	0	0	0	66, 7
Brown, Arnie	1972-73 to 1973-74	63	3	6	9	46	4	0	0	0	0	19
Brubaker, Jeff	1983-84	4	0	0	0	19	-	-	-	-	-	29
Bucyk, Randy	1987-88	2	0	0	0	0	-	-	-	-	-	18
Bullard, Mike	1986-87 to 1987-88	136	76	81	157	102	12	4	5	9	8	22, 25

CALGARY FLAMES ALL-TIME ROSTER (con't)

PLAYER	SEASONS	FLAMES CAREER SCORING					PLAYOFF CAREER SCORING					NO.
		GP	G	A	PTS	PIM	GP	G	A	PTS	PIM	
Bure, Valeri	1997-98 to 2000-01	256	93	99	192	100	-	-	-	-	-	8
Bureau, Marc	1989-90 to 1990-91 & 1999-00	19	1	3	4	8	-	-	-	-	-	33, 7
Butler, Chris	2011-12 to 2012-13	112	3	20	23	53	0	0	0	0	0	44
Buzek, Petr	2001-02 to 2002-03	76	4	8	12	28	-	-	-	-	-	8
Byers, Jerry	1974-75	12	1	1	2	9	-	-	-	-	-	10
Byron, Paul	2011-12 to 2012-13	26	3	3	6	4	0	0	0	0	0	32
Cammalleri, Michael	2008-09, 2011-12 to 2012-13	153	63	70	133	85	6	1	2	3	2	13, 93
Carr, Gene	1978-79	30	3	8	11	6	1	0	0	0	0	14
Carriere, Larry	1975-76 to 1976-77	100	6	18	24	112	1	0	0	0	2	23
Carson, Brett	2010-11 to 2012-13	18	0	1	1	0	0	0	0	0	0	3
Cassels, Andrew	1997-98 to 1998-99	151	29	52	81	50	-	-	-	-	-	21
Cavallini, Gino	1984-85 to 1985-86	54	13	17	30	40	3	0	0	0	4	6
Cervenka, Roman	2012-13	39	9	8	17	14	0	0	0	0	0	10
Charron, Eric	1997-98 to 1999-00	35	0	1	1	55	-	-	-	-	-	38, 36
Chernomaz, Richard	1987-88 to 1988-89 & 1991-92	14	1	0	1	6	-	-	-	-	-	15, 33 16
Chiasson, Steve	1994-95 to 1996-97	168	15	59	74	133	11	3	3	6	9	21
Chorske, Tom	1998-99	7	0	0	0	2	-	-	-	-	-	26
Chouinard, Guy	1974-75 to 1982-83	514	193	336	529	110	41	9	26	35	12	10, 16, 7
Christie, Ryan	2001-02	2	0	0	0	0	-	-	-	-	-	39
Christoff, Steve	1982-83	45	9	8	17	4	1	0	0	0	0	11
Chucko, Kris	2008-09	2	0	0	0	2	0	0	0	0	0	62
Churla, Shane	1987-88 to 1988-89	34	1	5	6	158	7	0	1	1	17	15
Clark, Chris	1999-00 to 2003-04	278	35	36	71	363	26	3	3	6	30	7, 17, 26
Clement, Bill	1975-76 to 1981-82	444	85	139	224	197	32	3	3	6	14	10
Comeau, Blake	2011-12 to 2012-13	91	9	13	22	38	0	0	0	0	0	10
Comeau, Rey	1972-73 to 1977-78	468	88	126	214	153	9	2	1	3	8	18
Commodore, Mike	2002-03 to 2003-04	18	0	1	1	44	20	0	2	2	19	2
Conacher, Pat	1995-96	7	0	0	0	0	-	-	-	-	-	11
Conroy, Craig	2000-01 to 2003-04 & 2006-07 to 2010-11	507	97	211	308	276	45	7	15	22	28	22, 24
Corbet, Rene	1998-99 to 1999-00	68	9	14	23	70	-	-	-	-	-	20
Courteau, Yves	1984-85	18	2	5	7	4	1	0	0	0	0	25
Cowan, Jeff	1999-00 to 2001-02	83	14	5	19	130	-	-	-	-	-	38
Coxe, Craig	1987-88	7	2	3	5	32	2	1	0	1	16	18
Craig, Jim	1979-80	4	0	0	0	0	-	-	-	-	-	1
Cundari, Mark	2012-13	4	1	2	3	2	0	0	0	0	0	42
Curtale, Tony	1980-81	2	0	0	0	0	-	-	-	-	-	3
Cyr, Denis	1980-81 to 1982-83	66	14	15	29	13	-	-	-	-	-	9, 12
D'Amour, Marc	1985-86	16	0	0	0	22	-	-	-	-	-	1
Dadswell, Doug	1986-87 to 1987-88	27	0	2	2	2	-	-	-	-	-	36
Dahl, Kevin	1992-93 to 1995-96 & 1997-98	179	7	22	29	149	16	0	2	2	12	4
Dahlquist, Chris	1992-93 to 1993-94	151	4	18	22	118	7	3	1	4	4	5
Dawes, Nigel	2009-10	66	14	18	32	18	0	0	0	0	0	15
Deadmarsh, Butch	1972-73 to 1973-74	61	7	1	8	97	4	0	0	0	17	10
DeGray, Dale	1985-86 to 1986-87	28	6	7	13	29	-	-	-	-	-	28
Desbiens, Guillaume	2011-12	10	0	0	0	25	0	0	0	0	0	26
Dingman, Chris	1997-98 to 1998-99	72	3	3	6	166	-	-	-	-	-	7
Dollas, Bobby	1999-00	49	3	7	10	28	-	-	-	-	-	4
Dome, Robert	2002-03	1	0	0	0	0	-	-	-	-	-	38
Domenichelli, Hnat	1996-97 to 1999-00	96	20	23	43	31	-	-	-	-	-	17
Donovan, Shean	2002-03 to 2005-06	175	28	37	65	161	31	5	5	10	29	16
Dowd, Jim	1997-98	48	6	8	14	12	-	-	-	-	-	34

CALGARY FLAMES ALL-TIME ROSTER (con't)

PLAYER	SEASONS	FLAMES CAREER SCORING					PLAYOFF CAREER SCORING					NO.
		GP	G	A	PTS	PIM	GP	G	A	PTS	PIM	
Dubinsky, Steve	1998-99 to 1999-00	84	4	11	15	18	-	-	-	-	-	18
Drury, Chris	2002-03	80	23	30	53	33	-	-	-	-	-	37, 18
Drury, Ted	1993-94	34	5	7	12	26	-	-	-	-	-	27
Dunn, Richie	1982-83	80	3	11	14	47	9	1	1	2	8	6
DuPont, Micki	2001-02 to 2002-03	18	1	2	3	6	-	-	-	-	-	42
Dwyer, Mike	1980-81 to 1981-82	9	0	3	3	4	1	1	0	1	0	29, 26
Eakin, Bruce	1981-82 & 1983-84 to 1984-85	9	2	1	3	4	-	-	-	-	-	19, 22, 25, 32
Eakins, Dallas	2000-01 to 2001-02	20	0	1	1	15	-	-	-	-	-	4, 20, 26
Eaves, Mike	1983-84 to 1985-86	117	28	65	93	30	19	5	5	10	10	7, 17
Ecclestone, Tim	1974-75 to 1977-78	220	28	62	90	92	4	0	2	2	6	14
Edwards, Don	1982-83 to 1984-85	114	0	3	3	6	11	0	0	0	0	1
Eisenhut, Neil	1994-95	3	0	0	0	0	-	-	-	-	-	35
Eloranta, Kari	1981-82 to 1984-85 & 1985-86	255	12	96	108	149	21	1	7	8	19	8, 20, 32
Engblom, Brian	1986-87	32	0	4	4	28	-	-	-	-	-	6
Eriksson, Anders	2007-08 to 2008-09	61	1	17	18	36	5	0	1	1	2	8
Esau, Len	1993-94 to 1994-95	7	0	3	3	7	-	-	0	-	-	36, 28
Evans, Brennan	2003-04	-	-	-	-	-	2	0	0	0	0	43
Evason, Dean	1995-96	67	7	7	14	38	3	0	1	1	0	20
Fata, Rico	1998-99 to 2000-01	27	0	1	1	10	-	-	-	-	-	62, 44, 15
Feasterstone, Glen	1996-97	13	1	3	4	19	-	-	-	-	-	4
Fenton, Paul	1990-91	31	5	7	12	10	5	0	0	0	2	12
Ference, Brad	2006-07	5	0	0	0	2	0	0	0	0	0	8
Ference, Andrew	2002-03 to 2006-07	224	10	53	63	210	33	0	7	7	37	21
Ferguson, Craig	1995-96	8	0	0	0	4	-	-	-	-	-	38
Flett, Bill	1975-76 to 1976-77	102	27	21	48	36	2	0	0	0	0	9
Fleury, Theoren	1988-89 to 1998-99	791	364	466	830	1339	59	29	33	62	97	14
Forsslund, Tomas	1991-92 to 1992-93	44	5	11	16	12	-	-	-	-	-	27
Fortiu, Nick	1985-86 to 1986-87	51	5	4	9	166	11	0	1	1	34	22
Fox, Greg	1977-78 to 1978-79	80	1	14	15	95	2	0	1	1	8	2
Friesen, Jeff	2006-07	72	6	6	12	34	5	0	0	0	2	16
Freer, Mark	1993-94	2	0	0	0	4	-	-	-	-	-	16
Fuhr, Grant	1999-00	23	0	0	0	2	-	-	-	-	-	31
Gagner, Dave	1996-97	82	27	33	60	48	-	-	-	-	-	51
Garner, Tyrone	1997-98 to 1998-99	3	0	0	0	0	-	-	-	-	-	37, 1
Gauthier, Denis	1997-98 to 2003-04	384	13	45	58	515	6	0	1	1	4	24, 3
Gavey, Aaron	1996-97 to 1997-98	67	9	12	21	58	-	-	-	-	-	23
Gelinac, Martin	2002-03 to 2003-04	157	38	49	87	121	26	8	7	15	35	23
Germyn, Carsen	2005-06 to 2006-07	4	0	0	0	0	-	-	-	-	-	39
Gibbs, Barry	1974-75 to 1977-78	208	13	55	68	218	5	1	0	1	4	2
Giguere, Jean-Sebastien	1998-99 to 1999-00	22	0	1	1	6	-	-	-	-	-	47
Gilmour, Doug	1988-89 to 1991-92	266	81	214	295	286	35	15	13	28	28	39
Giordano, Mark	2005-06 to 2006-07, 2008-09 to 2012-13	385	41	109	150	366	4	1	0	1	0	46, 5
Glencross, Curtis	2008-09 to 2012-13	327	93	97	190	239	6	0	3	3	12	20
Glynn, Brian	1987-88 & 1989-90	68	5	14	19	87	1	0	0	0	0	32
Godard, Eric	2006-07 to 2007-08	83	1	2	3	221	5	0	0	0	0	17
Godyniuk, Alexander	1991-92 to 1992-93	33	3	5	8	23	-	-	-	-	-	21
Gorman, Dave	1979-80	3	0	0	0	0	-	-	-	-	-	15
Gould, Bob	1979-80 to 1981-82	20	3	0	3	4	11	3	1	4	4	22, 19
Gould, John	1976-77 to 1978-79	194	35	50	85	47	7	0	0	0	4	21
Gratton, Benoit	1999-00 to 2000-01	24	1	5	6	24	-	-	-	-	-	37, 39
Gratton, Norm	1972-73	29	3	6	9	12	-	-	-	-	-	10

CALGARY FLAMES ALL-TIME ROSTER (con't)

PLAYER	SEASONS	FLAMES CAREER SCORING					PLAYOFF CAREER SCORING					NO.
		GP	G	A	PTS	PIM	GP	G	A	PTS	PIM	
Graves, Hilliard	1974-75 to 1976-77	172	37	54	91	63	-	-	-	-	-	17
Green, Josh	2003-04	36	2	4	6	24	-	-	-	-	-	26
Greentree, Kyle	2008-09	2	0	0	0	0	0	0	0	0	0	47
Greig, Mark	1994-95	8	1	1	2	2	-	-	-	-	-	16
Grimson, Stu	1988-89 to 1989-90	4	0	0	0	22	-	-	-	-	-	18, 35
Guenette, Steve	1989-90 to 1990-91	3	0	0	0	2	-	-	-	-	-	1
Guy, Kevan	1986-87 to 1987-88 & 1990-91 to 1991-92	42	0	7	7	33	4	0	1	1	23	3, 5
Haas, David	1993-94	2	1	1	2	7	-	-	-	-	-	19
Habscheid, Marc	1991-92	46	7	11	18	42	-	-	-	-	-	17
Hagman, Niklas	2009-10 to 2011-12	106	17	25	42	28	0	0	0	0	0	11, 10
Hale, David	2006-07 to 2007-08	69	0	2	2	56	8	0	0	0	8	21
Hampson, Gord	1982-83	4	0	0	0	5	-	-	-	-	-	27
Hamrik, Roman	2005-06 to 2006-07	126	14	50	64	144	13	0	3	3	10	4
Hannan, Scott	2011-12	78	2	10	12	38	0	0	0	0	0	23
Hanowski, Ben	2012-13	5	1	0	1	0	0	0	0	0	0	58
Hanson, Keith	1983-84	25	0	2	2	77	-	-	-	-	-	6
Harkins, Todd	1991-92 to 1992-93	20	2	3	5	29	-	-	-	-	-	37, 19
Harrer, Tim	1982-83	3	0	0	0	2	-	-	-	-	-	12
Harris, Ron	1972-73	24	2	4	6	8	-	-	-	-	-	5
Harvey, Buster	1974-75 to 1975-76	80	17	27	44	16	-	-	-	-	-	8
Hay, Dwayne	2000-01	49	1	3	4	16	-	-	-	-	-	21
Heaphy, Shawn	1992-93	1	0	0	0	0	-	-	-	-	-	13
Helenius, Sami	1996-97 & 1998-99	7	0	1	1	8	-	-	-	-	-	8, 4
Henderson, Paul	1979-80	30	7	6	13	6	4	0	0	0	0	15, 19
Hentunen, Jukka	2001-02	28	2	3	5	4	-	-	-	-	-	24
Hextall, Bryan	1973-74 to 1974-75	114	20	20	40	117	4	0	1	1	16	20
Hicke, Ernie	1972-73	58	14	23	37	37	-	-	-	-	-	12
Higgins, Christopher	2009-10	12	2	1	3	0	0	0	0	0	0	21
Hindmarch, Dave	1980-81 to 1984-85	98	21	17	38	25	10	0	0	0	6	18
Hislop, Jamie	1980-81 to 1983-84	215	37	61	98	65	28	3	2	5	11	17
Hlushko, Todd	1994-95 to 1997-98	76	7	13	20	84	1	0	0	0	2	38, 17, 20
Hoglund, Jonas	1996-97 to 1997-98	118	25	24	49	28	-	-	-	-	-	44
Hogoboom, Bill	1972-73	2	0	0	0	0	-	-	-	-	-	11
Holt, Randy	1980-81 to 1981-82	56	0	5	5	174	13	2	2	4	52	7
Horak, Roman	2011-12 to 2012-13	81	5	13	18	16	0	0	0	0	0	51
Housley, Phil	1994-95 to 1995-96 & 1998-99 to 2000-01	328	50	188	238	140	7	0	9	9	0	6
Houston, Ken	1975-76 to 1981-82	462	128	145	273	516	31	9	9	18	64	24, 6
Hrdina, Jiri	1987-88 to 1990-91	157	36	58	94	63	11	0	1	1	2	17
Hudler, Jiri	2012-13	42	10	17	27	22	0	0	0	0	0	24
Hull, Brett	1985-86 to 1987-88	57	27	24	51	12	6	2	1	3	0	16
Hulse, Cale	1995-96 to 1999-00 & 2005-06	277	10	43	53	449	1	0	0	0	0	29, 32
Hunter, Mark	1988-89 to 1990-91	133	34	26	60	358	10	2	2	4	23	22
Hunter, Tim	1981-82 to 1991-92	545	49	59	108	2405	86	5	6	11	352	19
Huscroft, Jamie	1995-96 to 1996-97	109	3	13	16	279	4	0	1	1	4	7
Huselius, Kristian	2005-06 to 2007-08	216	74	108	182	102	20	2	10	12	14	20
Iginla, Jarome	1995-96 to 2012-13	1219	525	570	1095	831	54	28	21	49	70	24, 12
Ingarfield, Earl Jr.	1979-80 to 1980-81	17	2	3	5	6	2	0	1	1	0	21
Irving, Leland	2011-12 to 2012-13	13	0	1	1	0	0	0	0	0	0	37
Ivanans, Raitis	2010-11 to 2011-12	2	0	0	0	5	0	0	0	0	0	41
Jackman, Tim	2010-11 to 2012-13	199	12	23	35	256	0	0	0	0	0	15
Jackson, Jim	1982-83 to 1984-85	107	15	30	45	20	14	3	2	5	6	16
Jaffray, Jason	2009-10	3	0	0	0	0	0	0	0	0	0	38
Jalonen, Kari	1982-83 to 1983-84	34	9	6	15	4	5	1	0	1	0	21
Jantunen, Marko	1996-97	3	0	0	0	0	-	-	-	-	-	45
Johansson, Andreas	1999-00	28	3	7	10	14	-	-	-	-	-	21
Johansson, Mathias	2002-03	46	4	5	9	12	-	-	-	-	-	20
Johansson, Roger	1989-90 to 1990-91	150	8	34	42	157	5	0	1	1	2	21, 34

CALGARY FLAMES ALL-TIME ROSTER (con't)

PLAYER	SEASONS	FLAMES CAREER SCORING					PLAYOFF CAREER SCORING					NO.
		GP	G	A	PTS	PIM	GP	G	A	PTS	PIM	
	& 1992-93											
Johnson, Aaron	2009-10	22	1	2	3	19	0	0	0	0	0	44
Johnson, Terry	1985-86	24	1	4	5	71	17	0	3	3	64	6
Jokinen, Olli	2008-09 to 2011-12	236	59	106	165	169	6	2	3	5	4	21,13
Jones, Blair	2011-12 to 2012-13	36	1	4	5	18	0	0	0	0	0	19
Joseph, Curtis	2007-08	9	0	0	0	2	2	0	0	0	0	31
Karlsson, Henrik	2010-11 to 2011-12	26	0	0	0	0	0	0	0	0	0	35
Karpenko, Igor	1998-99	-	-	-	-	-	-	-	-	-	-	29
Kea, Ed	1973-74 to 1978-79	316	22	92	114	283	8	0	1	1	9	24,19
Keczmer, Dan	1993-94 to 1995-96	98	3	23	26	72	10	0	1	1	6	39
Keetley, Matt	2007-08 to 2009-10	1	0	0	0	0	0	0	0	0	0	36
Kennedy, Sheldon	1994-95 to 1995-96	71	10	15	25	81	10	2	3	5	18	23
Ketter, Kerry	1972-73	41	0	2	2	58	-	-	-	-	-	24
Kidd, Trevor	1991-92 to 1996-97	123	0	9	9	26	9	0	0	0	0	37
Kiprusoff, Miikka	2003-04 to 2012-13	576	0	10	10	43	54	0	1	1	6	34
Kisio, Kelly	1993-94 to 1994-95	63	14	27	41	34	14	3	4	7	27	11
Kobasew, Chuck	2002-03 to 2006-07	210	34	37	71	160	33	1	1	1	24	7,19
Kohn, Ladislav	1995-96 to 1997-98 & 2002-03	12	1	2	3	4	-	-	-	-	-	46,43
Kolanos, Krys	2011-12	13	0	1	1	2	0	0	0	0	0	8
Konroyd, Steve	1980-81 to 1985-86 & 1994-95	350	18	83	101	386	24	4	7	11	40	3,7
Korn, Jim	1989-90	9	0	2	2	26	4	1	0	1	12	26
Kostopoulos, Tom	2010-11 to 2011-12	140	11	15	26	101	0	0	0	0	0	16
Kotalik, Ales	2009-10 to 2010-11	52	7	4	11	37	0	0	0	0	0	26
Kravchuk, Igor	2000-01 to 2001-02	115	4	30	34	23	-	-	-	-	-	25
Krivokrasov, Sergei	1999-00	12	1	10	11	4	-	-	-	-	-	17,25
Kromm, Richard	1983-84 to 1985-86	189	43	61	104	90	14	1	2	3	13	22
Kronwall, Staffan	2009-10	11	1	2	3	2	0	0	0	0	0	8
Kruse, Paul	1990-91 to 1996-97	246	24	29	53	614	17	2	4	6	28	18,12
Krystow, Dave	1975-76	79	15	25	40	65	2	0	0	0	2	8,20
Kyte, Jim	1990-91 to 1991-92	63	0	10	10	260	7	0	0	0	7	4
Labraaten, Dan	1980-81 to 1981-82	70	19	19	38	19	8	1	0	1	4	21
Lalonde, Bobby	1977-78 to 1979-80 & 1981-82	155	38	56	94	54	3	2	0	2	0	7,11
Lakovic, Sasha	1996-97	19	0	1	1	54	-	-	-	-	-	38
Lamb, Mark	1985-86	1	0	0	0	0	-	-	-	-	-	16
Landry, Eric	1997-98 to 1998-99	15	1	1	2	4	-	-	-	-	-	11,26
Langkow, Daymond	2005-06 to 2010-11	392	123	165	288	159	26	6	12	18	12	22
Lapointe, Claude	1995-96	32	4	5	9	20	2	0	0	0	0	47
Larose, Guy	1993-94	7	0	1	1	4	-	-	-	-	-	42
Laurence, Red	1978-79	59	14	20	34	6	-	-	-	-	-	17
LaVallee, Kevin	1980-81 to 1982-83	212	66	65	131	63	19	3	6	9	15	15
Lebeau, Patrick	1992-93	1	0	0	0	0	-	-	-	-	-	38
Leclerc, Mike	2005-06	15	1	4	5	8	3	0	0	0	2	27
Leeman, Gary	1991-92 to 1992-93	59	11	12	23	37	-	-	-	-	-	11
Leiter, Bobby	1972-73 to 1974-75	234	64	81	145	41	4	0	0	0	2	16
Lemelin, Rejean	1978-79 to 1986-87	324	0	15	15	53	31	0	3	3	0	1,31
Lemieux, Jean	1973-74 to 1975-76	140	10	38	48	35	4	1	1	2	0	20,6
Lemieux, Jocelyn	1995-96	20	4	4	8	10	4	0	0	0	0	45
Lemieux, Richard	1975-76	1	0	1	1	0	2	0	0	0	0	20
Leopold, Jordan	2002-03 to 2005-06 2008-09	233	16	55	71	110	39	0	12	12	18	4,6,40
Lessard, Rick	1988-89 & 1990-91	7	0	2	2	2	-	-	-	-	-	3,32
Letang, Alan	2001-02	2	0	0	0	0	-	-	-	-	-	2
Letourneau-Leblond, Pierre-Luc	2011-12	3	0	0	0	10	0	0	0	0	0	24
Lever, Don	1979-80 to 1981-82	113	48	58	106	66	20	5	8	13	20	12,9

CALGARY FLAMES ALL-TIME ROSTER (con't)

PLAYER	SEASONS	FLAMES CAREER SCORING					PLAYOFF CAREER SCORING					NO.
		GP	G	A	PTS	PIM	GP	G	A	PTS	PIM	
Lindberg, Chris	1991-92 to 1992-93	79	11	17	28	35	2	0	1	1	2	32, 11
Lindsay, Bill	1999-00 to 2000-01	132	9	21	30	183	-	-	-	-	-	22
Lombardi, Matthew	2003-04 to 2008-09	347	65	102	167	225	33	2	8	10	10	49, 18
Loob, Hakan	1983-84 to 1988-89	450	193	236	429	189	73	26	28	54	16	12
Lowry, Dave	2000-01 to 2003-04	193	31	38	69	131	10	0	0	0	6	10
Loynes, Lynn	2003-04 to 2005-06	13	0	2	2	2	-	-	-	-	-	20, 37
Lundmark, Jamie	2005-06 to 2006-07 2008-09 to 2009-10	99	16	23	39	72	6	0	1	1	7	24, 27, 45
Lydman, Toni	2000-01 to 2003-04	289	19	74	93	140	6	0	1	1	2	32
Lysiak, Tom	1973-74 to 1978-79	445	155	276	431	329	11	2	5	7	12	12
MacDonald, Craig	2005-06	25	3	2	5	8	1	0	0	0	0	29
MacDonald, Joey	2012-13	21	0	0	0	0	0	0	0	0	0	35
MacInnis, Al	1981-82 to 1993-94	803	213	609	822	944	95	25	77	102	153	11, 22, 2
MacLellan, Brian	1988-89 to 1990-91	134	35	35	70	95	28	3	4	7	27	27
MacMillan, Bill	1972-73	78	10	15	25	52	-	-	-	-	-	20
MacMillan, Bob	1977-78 to 1981-82	308	122	173	295	111	24	8	9	17	16	11
Macoun, Jamie	1982-83 to 1991-92	586	62	184	246	664	84	6	19	25	87	34
Makarov, Sergei	1989-90 to 1992-93	297	94	198	292	199	9	1	6	7	0	42
Maki, Tomi	2006-07	1	0	0	0	0	0	0	0	0	0	57
Malgunas, Stewart	1999-00	4	0	1	1	2	-	-	-	-	-	34
Manery, Randy	1972-73 to 1976-77	377	30	142	172	242	9	0	2	2	4	7
Marchment, Bryan	2005-06	37	1	2	3	75	-	-	-	-	-	7
Markwart, Nevin	1991-92	10	2	1	3	25	-	-	-	-	-	23
Marsh, Brad	1978-79 to 1981-82	257	3	41	44	317	22	0	6	6	27	5, 22
Martineau, Don	1973-74	4	0	0	0	2	-	-	-	-	-	24
Matteau, Stephane	1990-91 to 1991-92	82	16	19	35	112	5	0	1	1	0	23
May, Alan	1994-95	7	1	2	3	13	-	-	-	-	-	41
Mayers, Jamal	2009-10	27	1	5	6	53	0	0	0	0	0	19
McAdam, Gary	1981-82	46	12	15	27	18	3	0	0	0	0	28
McAmmond, Dean	2001-02 to 2003-04	137	38	43	81	78	-	-	-	-	-	37
McCarthy, Sandy	1993-94 to 1997-98	276	30	25	55	730	17	0	1	1	61	15
McCarty, Darren	2005-06 to 2006-07	99	7	6	13	175	7	2	0	2	15	25
McCreary, Keith	1972-73 to 1974-75	231	49	50	99	91	4	0	0	0	0	9
McCrimmon, Brad	1987-88 to 1989-90	231	16	67	83	274	37	2	8	10	60	4
McDonald, Lanny	1981-82 to 1988-89	492	215	191	406	408	72	24	23	47	98	9
McDonough, Al	1973-74	35	10	9	19	15	4	0	0	0	2	14
McElhinney, Curtis	2007-08 to 2009-10	29	0	0	0	2	1	0	0	0	0	31, 1
McGrattan, Brian	2009-10, 2012-13	53	4	3	7	135	0	0	0	0	0	10, 16
McInnis, Marty	1996-97 to 1998-99	91	23	30	53	42	-	-	-	-	-	18
McKendry, Alex	1980-81	36	3	6	9	19	-	-	-	-	-	26
McLennan, Jamie	2002-03 to 2003-04 2006-07	57	0	1	1	34	1	0	0	0	12	33, 29
McTavish, Dale	1996-97	9	1	2	3	2	-	-	-	-	-	41
Meehan, Gerry	1974-75 to 1975-76	62	11	30	41	8	-	-	-	-	-	10
Mercredi, Vic	1974-75	2	0	0	0	0	-	-	-	-	-	10
Meredith, Greg	1980-81 & 1982-83	36	6	4	10	8	5	3	1	4	4	29, 25
Meyer, Stefan	2010-11	16	0	2	2	17	-	-	-	-	-	44
Mikkelsen, Brendan	2010-11	19	0	1	1	2	-	-	-	-	-	29
Millen, Corey	1995-96 to 1996-97	92	15	25	40	42	-	-	-	-	-	34
Miller, Brad	1993-94	8	0	1	1	14	-	-	-	-	-	55, 34
Modin, Fredrik	2010-11	4	0	0	0	0	-	-	-	-	-	19
Mohns, Doug	1973-74	28	0	3	3	10	-	-	-	-	-	2
Mokosak, Carl	1981-82 to 1982-83	42	7	7	14	87	-	-	-	-	-	19, 10
Montador, Steve	2001-02 to 2005-06	94	4	5	9	201	20	1	2	3	6	58, 5
Morgan, Jason	2003-04	13	0	2	2	2	-	-	-	-	-	46
Morris, Derek	1997-98 to 2001-02	343	34	129	163	385	-	-	-	-	-	53
Morrison, Brendan	2010-11 to 2011-12	94	13	41	54	22	0	0	0	0	0	8
Morrison, Lew	1972-73 to 1973-74	130	7	13	20	19	-	-	-	-	-	8

CALGARY FLAMES ALL-TIME ROSTER (con't)

PLAYER	SEASONS	FLAMES CAREER SCORING					PLAYOFF CAREER SCORING					NO.
		GP	G	A	PTS	PIM	GP	G	A	PTS	PIM	
Morrow, Scott	1994-95	4	0	0	0	0	-	-	-	-	-	27
Moss, David	2006-07 to 2011-12	317	61	63	124	94	17	4	2	6	4	58, 25
Moss, Tyler	1997-98 to 1998-99	17	0	1	1	0	-	-	-	-	-	30
Mottau, Mike	2002-03	4	0	0	0	0	-	-	-	-	-	36
Mrozik, Rick	2002-03	2	0	0	0	0	-	-	-	-	-	51
Mulhern, Richard	1975-76 to 1978-79	207	25	67	92	153	5	0	3	3	5	4
Mullen, Joe	1985-86 to 1989-90	345	190	198	388	95	61	35	20	55	18	7
Murdoch, Bob	1978-79 to 1981-82	262	16	63	79	202	25	2	5	7	42	20
Murray, Bob	1973-74 to 1974-75	104	3	6	9	56	4	1	0	1	2	23
Murray, Marty	1995-96 to 2000-01	26	3	3	6	6	-	-	-	-	-	45, 28, 20
Murzyn, Dana	1987-88 to 1990-91	201	16	39	55	404	32	4	5	9	35	5
Musil, Frank	1990-91 to 1994-95	335	18	45	63	505	25	1	3	4	21	3
Muzzatti, Jason	1992-93 to 1994-95	2	0	0	0	0	-	-	-	-	-	31, 36
Myre, Phil	1972-73 to 1977-78	211	0	5	5	23	5	0	0	0	0	1
Nattress, Ric	1987-88 to 1991-92	226	9	53	62	204	38	4	6	10	30	6
Nazarov, Andrei	1998-99 to 1999-00	112	15	31	46	108	-	-	-	-	-	62
Negrin, John	2008-09	3	0	1	1	2	0	0	0	0	0	61
Nemis, Greg	2010-11 to 2011-12	15	0	1	1	0	0	0	0	0	0	48
Nichol, Scott	2001-02 to 2002-03	128	13	14	27	256	-	-	-	-	-	40
Nieckar, Barry	1994-95	3	0	0	0	12	-	-	-	-	-	28
Niedermayer, Rob	2001-02 to 2002-03	111	14	24	38	91	-	-	-	-	-	44
Nieuwendyk, Joe	1986-87 to 1994-95	577	314	302	616	330	66	32	28	60	36	18, 25
Nieminen, Ville	2003-04	19	3	5	8	18	24	4	4	8	55	24
Nilson, Marcus	2003-04 to 2007-08	194	19	23	42	77	34	4	7	11	14	26
Nilsson, Kent	1979-80 to 1984-85	425	229	333	562	90	33	4	24	28	8	14
Nolan, Owen	2007-08	77	16	16	32	71	7	3	2	5	2	11
Norwood, Lee	1993-94	16	0	1	1	16	-	-	-	-	-	6
Nylander, Michael	1993-94 to 1995-96 & 1997-98 to 1998-99	168	34	74	108	54	13	0	6	6	2	92, 26
Nystrom, Eric	2005-06, 2009-10	204	19	20	39	191	13	2	2	4	2	23
O'Flaherty, Gerry	1978-79	1	1	0	1	2	-	-	-	-	-	18
Oliwa, Krzysztof	2003-04	65	3	2	5	247	20	2	0	2	6	33
Olsen, Darryl	1991-92	1	0	0	0	0	-	-	-	-	-	32
Oslecki, Mark	1991-92	50	2	7	9	24	-	-	-	-	-	55
O'Sullivan, Chris	1996-97 to 1998-99	49	2	11	13	14	-	-	-	-	-	19
Otto, Joel	1984-85 to 1994-95	730	167	261	428	1642	87	23	38	61	188	29
Pankewicz, Greg	1998-99	17	0	3	3	20	-	-	-	-	-	33
Paradise, Bob	1972-73 to 1973-74	89	1	8	9	116	-	-	-	-	-	6
Pardy, Adam	2008-09 to 2010-11	147	4	22	26	141	6	0	2	2	5	55, 7
Paslowski, Greg	1992-93 to 1993-94	28	6	5	11	2	6	3	0	3	0	23
Patrick, James	1993-94 to 1997-98	217	14	56	70	82	16	0	2	2	8	6, 5, 3
Patterson, Colin	1983-84 to 1990-91	416	88	99	187	187	72	11	16	27	55	11
Pelech, Matt	2008-09	5	0	3	3	9	0	0	0	0	0	56
Peluso, Mike	1997-98	23	0	0	0	113	-	-	-	-	-	8
Peplinski, Jim	1980-81 to 1989-90 & 1994-95	711	161	263	424	1467	99	15	31	46	382	24
Peters, Warren	2008-09	16	1	0	1	12	4	0	0	0	0	63
Petit, Michel	1991-92 to 1993-94	134	8	40	48	243	-	-	-	-	-	7
Petrovicky, Ronald	2000-01 to 2001-02	107	9	12	21	139	-	-	-	-	-	36
Phaneuf, Dion	2005-06 to 2009-10	378	75	153	228	522	25	5	7	12	22	3
Phillipoff, Harold	1977-78 to 1978-79	118	26	53	79	241	2	0	1	1	2	24
Picard, Noel	1972-73	57	1	10	11	53	-	-	-	-	-	22
Piskula, Joe	2011-12	5	0	0	0	2	0	0	0	0	0	43
Plager, Bill	1972-73	76	2	11	13	92	-	-	-	-	-	2
Plett, Willi	1975-76 to 1981-82	452	150	149	299	1267	27	12	6	18	191	22, 25
Prakin, Sergei	1988-89 to 1990-91	46	3	8	11	2	3	0	0	0	0	16
Price, Noel	1972-73 to 1974-75	199	5	40	45	160	4	0	0	0	6	4

CALGARY FLAMES ALL-TIME ROSTER (con't)

PLAYER	SEASONS	FLAMES CAREER SCORING					PLAYOFF CAREER SCORING					NO.
		GP	G	A	PTS	PIM	GP	G	A	PTS	PIM	
Primeau, Wayne	2006-07 to 2008-09	94	6	15	21	76	13	1	2	3	18	19
Pronovost, Jean	1978-79 to 1979-80	155	52	58	110	42	6	2	0	2	4	9
Prust, Brandon	2006-07, 2008-09 to 2009-10	78	2	5	7	202	0	0	0	0	0	33
Quinn, Dan	1983-84 to 1986-87	222	72	119	191	100	29	11	12	23	14	10
Quinn, Pat	1972-73 to 1976-77	374	12	87	99	555	7	0	1	1	8	3
Racine, Yves	1996-97	46	1	15	16	24	-	-	-	-	-	36
Ramage, Rob	1987-88 to 1988-89	80	4	19	23	193	29	2	14	16	47	55
Ramholt, Tim	2007-08	1	0	0	0	0	-	-	-	-	-	47
Ranheim, Paul	1988-89 to 1993-94	354	94	100	194	105	19	3	6	9	2	26, 28
Rautakallio, Pekka	1979-80 to 1981-82	235	33	121	154	122	23	2	5	7	8	4
Redmond, Dick	1977-78	42	7	11	18	16	2	1	0	1	0	5
Reese, Jeff	1991-92 to 1993-94	39	0	5	5	16	4	0	0	0	0	35
Regehr, Richie	2006-07	20	1	3	4	6	-	-	-	-	-	49
Regehr, Robyn	1999-00 to 2010-11	827	29	134	163	802	41	3	12	15	28	28
Reichel, Robert	1990-91 to 1996-97	425	153	201	354	217	26	5	14	19	6	26
Reiersen, Dave	1988-89	2	0	0	0	2	-	-	-	-	-	8
Reinhart, Max	2012-13	11	1	2	3	4	0	0	0	0	0	59
Reinhart, Paul	1979-80 to 1987-88	517	109	335	444	203	76	21	51	72	38	23
Reinprecht, Steve	2003-04 to 2005-06	96	17	41	58	28	-	-	-	-	-	27
Ribble, Pat	1976-77 to 1978-79 & 1981-82 to 1982-83	203	12	31	43	188	4	0	1	1	8	23, 3, 22, 8, 28
Richard, Jacques	1972-73 to 1974-75	215	57	46	103	108	4	0	0	0	2	15
Riggin, Pat	1979-80 to 1981-82	119	0	6	6	11	14	0	0	0	0	31, 1
Rioux, Pierre	1982-83	14	1	2	3	4	-	-	-	-	-	32
Risebrough, Doug	1982-83 to 1986-87	247	68	101	169	583	50	10	17	27	95	8
Ritchie, Byron	2005-06 to 2006-07	109	12	8	20	137	8	0	0	0	10	15
Roberts, Gary	1986-87 to 1995-96	585	257	248	505	1736	58	13	30	43	216	32, 10
Roche, Dave	1998-99 to 1999-00	38	3	3	6	49	-	-	-	-	-	25
Rochefort, Leon	1972-73 to 1973-74	110	19	30	49	23	-	-	-	-	-	11
Roloson, Dwayne	1996-97 to 1997-98	70	0	4	4	12	-	-	-	-	-	30
Romanchych, Larry	1972-73 to 1976-77	288	68	95	163	100	7	2	2	4	4	21, 9
Rota, Darcy	1978-79 to 1979-80	57	19	13	32	70	2	0	1	1	26	18
Roy, Andre	2008-09	44	3	0	3	83	2	0	0	0	0	27
Russell, Phil	1978-79 to 1982-83	322	29	103	132	469	34	3	13	16	70	2, 3, 5
St. Sauveur, Claude	1975-76	79	24	24	48	23	2	0	0	0	0	11
Sabourin, Dany	2003-04	4	0	1	1	0	-	-	-	-	-	50
Sabourin, Ken	1988-89 to 1990-91	27	1	4	5	72	1	0	0	0	0	23, 55
Saprykin, Oleg	1999-00 to 2003-04	187	29	47	76	132	26	3	3	6	14	19
Sarault, Yves	1995-96	11	2	1	3	4	-	-	-	-	-	36
Sarich, Cory	2007-08 to 2012-13	379	10	49	59	462	12	0	2	2	8	6
Sauve, Philippe	2005-06	8	0	0	0	21	-	-	-	-	-	30
Savard, Marc	1999-00 to 2001-02	221	60	94	154	158	-	-	-	-	-	27
Schlegel, Brad	1993-94	26	1	6	7	4	-	-	-	-	-	21
Schulte, Paxton	1996-97	1	0	0	0	2	-	-	-	-	-	35
Scoville, Darrel	1999-00	6	0	0	0	2	-	-	-	-	-	2, 4, 45
Selling, Rod	1978-79	36	0	4	4	12	2	0	0	0	0	15
Shand, Dave	1976-77 to 1979-80	288	14	63	77	324	11	0	1	1	57	8
Shannon, Darryl	1999-00	27	1	8	9	22	-	-	-	-	-	2
Shantz, Jeff	1998-99 to 2001-02	256	33	53	86	151	-	-	-	-	-	11
Sharples, Scott	1991-92	1	0	0	0	0	-	-	-	-	-	1
Sheehy, Neil	1983-84 to 1987-88 & 1991-92	222	13	34	47	725	32	0	2	2	104	5, 15
Simard, Martin	1990-91 to 1991-92	37	1	5	6	172	-	-	-	-	-	38, 13
Simon, Chris	2003-04 to 2005-06	85	11	16	27	119	22	5	3	8	81	15, 17
Simpson, Bobby	1976-77 to 1980-81	127	23	18	41	94	4	0	1	1	2	11, 22
Simpson, Todd	1995-96 to 1998-99	214	4	26	30	500	-	-	-	-	-	40, 27

CALGARY FLAMES ALL-TIME ROSTER (con't)

PLAYER	SEASONS	FLAMES CAREER SCORING					PLAYOFF CAREER SCORING					NO.
		GP	G	A	PTS	PIM	GP	G	A	PTS	PIM	
Sjostrom, Fredrik	2009-10	46	1	5	6	8	0	0	0	0	0	11
Skalde, Jarrod	1995-96	1	0	0	0	0	-	-	-	-	-	38
Skrudland, Brian	1992-93	16	2	4	6	10	6	0	3	3	12	39
Sloan, Blake	2001-02 to 2002-03	74	2	10	12	32	-	-	-	-	-	24
Smith, Brad	1979-80 to 1980-81	49	7	4	11	69	-	-	-	-	-	24, 18
Smith, Derek	2011-12 to 2012-13	69	2	10	12	22	0	0	0	0	0	27
Smith, Mark	2007-08	54	1	3	4	59	-	-	-	-	-	16
Smith, Steve	1998-99 to 2000-01	102	1	20	21	139	-	-	-	-	-	55
Smyth, Greg	1991-92 to 1992-93	42	2	3	5	110	-	-	-	-	-	6
Sonnenberg, Martin	2003-04	5	0	0	0	2	-	-	-	-	-	25
Sorochan, Lee	1998-99 to 1999-00	3	0	0	0	0	-	-	-	-	-	33, 32
Staios, Steve	2009-10 to 2010-11	57	4	9	13	40	0	0	0	0	0	27
Stajan, Matt	2009-10 to 2012-13	207	22	66	88	89	0	0	0	0	0	18
Stefaniw, Morris	1972-73	13	1	1	2	2	-	-	-	-	-	19
Stempniak, Lee	2011-12 to 2012-13	108	23	37	60	28	0	0	0	0	0	22
Stern, Ron	1990-91 to 1997-98	396	59	66	125	1288	31	6	6	12	85	22
Stewart, John	1972-73 to 1973-74	142	35	32	67	71	4	0	0	0	10	17
Stiles, Tony	1983-84	30	2	7	9	20	-	-	-	-	-	21
Stillman, Cory	1994-95 to 2000-01	393	109	126	235	192	2	1	1	2	0	20, 16
St. Louis, Martin	1998-99 to 1999-00	69	4	16	20	32	-	-	-	-	-	46, 15
Street, Ben	2012-13	6	0	1	1	0	0	0	0	0	0	38
Struch, David	1993-94	4	0	0	0	4	-	-	-	-	-	33
Stuart, Brad	2006-07	27	0	5	5	18	6	0	1	1	6	6
Sullivan, Mike	1993-94 to 1996-97	205	20	28	48	54	18	4	6	10	10	32
Sundblad, Niklas	1995-96	2	0	0	0	0	-	-	-	-	-	35
Suter, Gary	1985-86 to 1993-94	617	128	437	565	872	49	6	33	39	66	20
Sutter, Brett	2008-09 to 2010-11	18	1	1	2	12	0	0	0	0	0	42
Sutter, Ron	2000-01	21	1	3	4	12	-	-	-	-	-	20
Sweeney, Bob	1995-96	6	1	1	2	6	2	0	0	0	0	17
Sweeney, Tim	1990-91 to 1991-92	53	8	11	19	12	-	-	-	-	-	7
Tabaracci, Rick	1994-95 to 1996-97 & 1997-98	97	0	4	4	22	4	0	0	0	0	31
Talafous, Dean	1974-75	18	1	4	5	13	-	-	-	-	-	24
Tambellini, Steve	1983-84 to 1984-85	120	34	20	54	20	2	0	1	1	0	15
Tanguay, Alex	2006-07 to 2007-08, 2010-11 to 2012-13	342	86	198	284	166	13	1	7	8	12	60, 40
Taylor, Danny	2012-13	2	0	0	0	0	0	0	0	0	0	41
Thompson, Rocky	1997-98 to 1998-99	15	0	0	0	86	-	-	-	-	-	55, 22
Titov, German	1993-94 to 1997-98	345	107	121	228	142	18	7	6	13	14	13
Tkaczuk, Daniel	2000-01	19	4	7	11	14	-	-	-	-	-	18
Tonelli, John	1985-86 to 1987-88	161	40	76	116	164	31	9	14	23	61	27
Torgaev, Pavel	1995-96 & 1999-00	50	6	12	18	18	1	0	0	0	0	35, 18, 50
Toskala, Vesa	2009-10	6	0	0	0	0	0	0	0	0	0	35
Trefilov, Andrei	1992-93 to 1994-95 & 1998-99	23	0	0	0	6	-	-	-	-	-	1, 35
Turek, Roman	2001-02 to 2003-04	152	0	10	10	18	1	0	0	0	0	1
Turnbull, Randy	1981-82	1	0	0	0	2	-	-	-	-	-	22
Unger, Garry	1979-80	79	17	16	33	39	4	0	3	3	2	17, 7
Vail, Eric	1973-74 to 1981-82	539	206	246	452	246	20	5	6	11	6	22, 25, 27
Van der Gulik, David	2008-09	6	0	2	2	0	0	0	0	0	0	59
Vandermeer, James	2007-08 to 2008-09	67	1	8	9	149	13	0	1	1	8	4
Varlamov, Sergei	1997-98 & 1999-00	8	3	0	3	0	-	-	-	-	-	24, 37
Vernon, Michael	82-83 to 83-84, 85-86 to 93-94 & 00-01 to 01-02	526	0	34	34	192	81	0	3	3	18	30, 29
Virtakoski, Vesa	1993-94 to 1995-96	23	2	4	6	8	-	-	-	-	-	32, 19
Volcan, Mickey	1983-84	19	1	4	5	18	-	-	-	-	-	5
Walker, Howard	1982-83	3	0	0	0	7	-	-	-	-	-	12

CALGARY FLAMES ALL-TIME ROSTER (con't)

PLAYER	SEASONS	FLAMES CAREER SCORING					PLAYOFF CAREER SCORING					NO.
		GP	G	A	PTS	PIM	GP	G	A	PTS	PIM	
Walz, Wes	1993-94 to 1994-95	92	17	39	56	27	7	3	0	3	2	17
Wamsley, Rick	1987-88 to 1991-92	111	0	2	2	12	4	0	0	0	0	31
Wappel, Gord	1979-80 to 1981-82	20	1	1	2	10	2	0	0	0	4	24, 2, 21
Ward, Ed	1994-95 to 1998-99	215	16	24	40	284	-	-	-	-	-	42
Warrener, Rhett	2003-04 to 2008-09	231	11	26	37	239	37	0	1	1	30	44
Werenska, Brad	1999-00 to 2000-01	45	2	5	7	37	-	-	-	-	-	33, 2
White, Ian	2009-10 to 2010-11	43	6	12	18	18	0	0	0	0	0	3
Whitmore, Kay	2001-02	1	0	0	0	0	-	-	-	-	-	35
Wideman, Dennis	2012-13	46	6	16	22	12	0	0	0	0	0	26
Wiemer, Jason	1997-98 to 2000-01 & 2005-06	252	34	32	66	567	-	-	-	-	-	24
Wilm, Clarke	1998-99 to 2001-02	303	31	42	73	250	-	-	-	-	-	23
Wilson, Bert	1980-81	50	5	7	12	94	1	0	0	0	0	8
Wilson, Carey	1983-84 to 1987-88 & 1990-91 to 1992-93	355	102	161	263	160	32	6	6	12	10	33
Wilson, Clay	2011-12	5	0	0	0	4	0	0	0	0	0	21
Wilson, Rik	1985-86	2	0	0	0	0	-	-	-	-	-	32
Wortman, Kevin	1993-94	5	0	0	0	2	-	-	-	-	-	34
Wregget, Ken	1998-99	27	0	1	1	8	-	-	-	-	-	31
Wright, Jamie	2001-02 to 2002-03	63	6	14	20	32	-	-	-	-	-	18
Yawney, Trent	1991-92 to 1995-96	274	11	45	56	368	19	3	2	5	26	18, 8
Yelle, Stephane	2002-03 to 2007-08	339	31	65	96	174	43	6	3	9	32	11, 7
Young, C.J.	1992-93	28	3	2	5	20	-	-	-	-	-	23
Zaharko, Miles	1977-78	71	1	19	20	26	1	0	0	0	0	23
Zalapski, Zarley	1993-94 to 1997-98	178	21	55	76	220	18	0	8	8	16	33
Zemlak, Richard	1991-92	5	0	1	1	42	-	-	-	-	-	21
Zyuzin, Andrei	2006-07	49	1	5	6	30	5	1	0	1	2	7



1981

FLAMES ALL-TIME SWEATER ROSTER

1

Myre, Phil	1972-73 to 1977-78
Lemelin, Rejean	1978-79 & 1986-87
Craig, Jim	1979-80
Riggin, Pat	1979-80 to 1981-82
Edwards, Don	1982-83 to 1984-85
D'Amour, Marc	1985-86
Guenette, Steve	1989-90 to 1990-91
Sharples, Scott	1991-92
Trefilov, Andrei	1992-93 to 1994-95
Moss, Tyler	1997-98
Garner, Tyrone	1998-99
Turek, Roman	2001-02 to 2003-04
McElhinney, Curtis	2008-09 to 2009-10

2

Bennett, Curt	1972-73 to 1977-78
..... & 1979-80	
Plager, Bill	1972-73
Mohns, Doug	1973-74
Gibbs, Barry	1974-75 to 1977-78
Fox, Greg	1977-78 to 1978-79
Russell, Phil	1978-79 to 1982-83
Wappel, Gord	1979-80 to 1981-82
Bourgeois, Charles	1981-82
MacInnis, Al	1983-84 to 1993-94
Allison, Jamie	1996-97 to 1997-98
Scoville, Darrel	1999-00
Shannon, Darryl	1999-00
Werenka, Brad	2000-01
Letang, Alan	2001-02
Commodore, Mike	2002-03 to 2003-04

3

Quinn, Pat	1972-73 to 1976-77
Ribble, Pat	1976-77 to 1978-79
..... & 1981-82 to 1982-83	
Russell, Phil	1978-79 to 1982-83
Curtale, Tony	1980-81
Konroyd, Steve	1980-81 to 1985-86
Guy, Kevan	1986-87 to 1987-88
Lessard, Rick	1988-89 & 1990-91
Musil, Frank	1990-91 to 1994-95
Patrick, James	1995-96 to 1997-98
Gauthier, Denis	1998-99 to 2003-04
Phaneuf, Dion	2005-06 to 2009-10
White, Ian	2009-10 to 2010-11
Carson, Brett	2010-11 to 2012-13

4

Price, Noel	1972-73 to 1974-75
Mulhern, Richard	1975-76 to 1978-79
Rautakallio, Pekka	1979-80 to 1981-82
Baxter, Paul	1983-84 to 1986-87
McCrimmon, Brad	1987-88 to 1989-90
Kyte, Jim	1990-91 to 1991-92
Dahl, Kevin	1992-93 to 1995-96
..... & 1997-98	
Featherstone, Glen	1996-97
Helenius, Sami	1998-99
Dollas, Bobby	1999-00
Scoville, Darrel	1999-00
Belak, Wade	2000-01
Eakins, Dallas	2000-01 to 2001-02

Leopold, Jordan	2002-03 to 2003-04
Hamrlik, Roman	2005-06 to 2006-07
Vandermeer, Jim	2007-08 to 2008-09
Bouwmeester, Jay	2009-10 to 2012-13

5

Harris, Ron	1972-73
Bennett, Curt	1972-73 to 1977-78
..... & 1979-80	
Redmond, Dick	1977-78
Marsh, Brad	1978-79 to 1981-82
Russell, Phil	1978-79 to 1982-83
Volcan, Mickey	1983-84
Sheehy, Neil	1983-84 to 1987-88
Murzyn, Dana	1987-88 to 1990-91
Guy, Kevan	1990-91 to 1991-92
Dahlquist, Chris	1992-93 to 1993-94
Patrick, James	1994-95
Bouchard, Joel	1995-96
Albelin, Tommy	1995-96 to 2000-01
Montador, Steve	2002-03 to 2005-06
Giordano, Mark	2005-06 to 2006-07
..... 2008-09 to 2012-13	

6

Paradise, Bob	1972-73 to 1973-74
Lemieux, Jean	1973-74 to 1975-76
Houston, Ken	1975-76 to 1981-82
Dunn, Richie	1982-83
Hanson, Keith	1983-84
Cavallini, Gino	1984-85 to 1985-86
Johnson, Terry	1985-86
Engblom, Brian	1986-87
Nattress, Ric	1987-88 to 1991-92
Smyth, Greg	1991-92 to 1992-93
Norwood, Lee	1993-94
Wortman, Kevin	1993-94
Patrick, James	1993-94
Bouchard, Joel	1996-97 to 1997-98
Housley, Phil	1994-95 to 1995-96
..... & 1998-99 to 2000-01	
Boughner, Bob	2001-02 to 2002-03
Leopold, Jordan	2005-06
Stuart, Brad	2006-07
Sarich, Cory	2007-08 to 2012-13

7

Manery, Randy	1972-73 to 1976-77
Chouinard, Guy	1974-75 to 1982-83
Lalonde, Bobby	1977-78 to 1979-80
..... & 1981-82	
Unger, Garry	1979-80
Holt, Randy	1980-81 to 1981-82
Eaves, Mike	1983-84 to 1985-86
Mullen, Joe	1985-86 to 1989-90
Sweeney, Tim	1990-91 to 1991-92
Petit, Michel	1991-92 to 1993-94
Allison, Jamie	1994-95
Konroyd, Steve	1994-95
Huscroft, Jamie	1995-96 to 1996-97
Dingman, Chris	1997-98 to 1998-99
Begin, Steve	1999-00
Clark, Chris	1999-00
Bureau, Marc	1999-00
Kobasew, Chuck	2002-03 to 2003-04

FLAMES ALL-TIME SWEATER ROSTER (con't)

Marchment, Bryan2005-06
 Zyuzin, Andrei2006-07
 Yelle, Stephane2007-08
 Bertuzzi, Todd2008-09
 Pardy, Adam2009-10 to 2010-11
 Brodie, T.J.2011-12 to 2012-13

8

Morrison, Lew.1972-73 to 1973-74
 Harvey, Buster1974-75 to 1975-76
 Kryskow, Dave1975-76
 Shand, Dave1976-77 to 1979-80
 Ribble, Pat1976-77 to 1978-79
& 1981-82 to 1982-83
 Wilson, Bert1980-81
 Eloranta, Karl1981-82 to 1982-83
 Risebrough, Doug1982-83 to 1986-87
 Reiersen, Dave1988-89
 Yawney, Trent1995-96
 Helenius, Sami1996-97
 Peluso, Mike1997-98
 Bure, Valeri1997-98 to 2000-01
 Buzek, Petr2001-02 to 2002-03
 Ference, Brad2006-07
 Eriksson, Anders2007-08 to 2008-09
 Kronwall, Staffan2009-10
 Morrison, Brendan2010-11 to 2011-12
 Kolanos, Krys2011-12

9

McCreary, Keith1972-73 to 1974-75
 Romanchych, Larry1972-73 to 1976-77
 Flett, Bill1975-76 to 1976-77
 Pronovost, Jean1978-79 to 1979-80
 Lever, Don1979-80 to 1981-82
 Cyr, Denis1980-81 to 1982-83
 McDonald, Lanny1981-82 to 1988-89

10

Gratton, Norm1972-73
 Deadmarsh, Butch1972-73 to 1973-74
 Byers, Jerry1974-75
 Chouinard, Guy1974-75 to 1982-83
 Meehan, Gerry1974-75 to 1975-76
 Mercredi, Vic1974-75
 Clement, Bill1975-76 to 1981-82
 Mokosak, Carl1981-82 to 1982-83
 Quinn, Dan1983-84 to 1986-87
 Roberts, Gary1986-87 to 1995-96
 Lowry, Dave2000-01 to 2003-04
 Amonte, Tony2005-06 to 2006-07
 McGrattan, Brian2009-10
 Hagman, Niklas2010-11 to 2011-12
 Comeau, Blake2011-12 to 2012-13
 Cervenka, Roman2012-13

11

Hogoboam, Bill1972-73
 Rochefort, Leon1972-73 to 1973-74
 St. Sauveur, Claude1975-76
 Simpson, Bobby1976-77 to 1980-81
 MacMillan, Bob1977-78 to 1981-82
 Lalonde, Bobby1977-78 to 1979-80
& 1981-82

MacInnis, Al1981-82
 Christoff, Steve1982-83
 Patterson, Colin1983-84 to 1990-91
 Leeman, Gary1991-92 to 1992-93
 Lindberg, Chris1992-93
 Kisio, Kelly1993-94 to 1994-95
 Conacher, Pat1995-96
 Landry, Eric1997-98
 Shantz, Jeff1998-99 to 2001-02
 Yelle, Stephane2002-03 to 2006-07
 Nolan, Owen2007-08
 Sjostrom, Fredrik2009-10
 Hagman, Niklas2009-10
 Backlund, Mikael2010-11 to 2012-13

12

Hicke, Ernie1972-73
 Lysiak, Tom1973-74 to 1978-79
 Boldirev, Ivan1978-79 to 1979-80
 Lever, Don1979-80 to 1981-82
 Cyr, Denis1980-81 to 1982-83
 Harrer, Tim1982-83
 Walker, Howard1982-83
 Loob, Hakan1983-84 to 1988-89
 Fenton, Paul1990-91
 Kruse, Paul1991-92 to 1996-97
 Iginla, Jarome1996-97 to 2012-13

13

Simard, Martin1990-91 to 1991-92
 Heaphy, Shawn1992-93
 Titov, German1993-94 to 1997-98
 Jokinen, Olli2010-11 to 2011-12
 Cammalleri, Michael2008-09, 2012-13

14

Arnason, Chuck1973-74
 McDonough, Al1973-74
 Ecclestone, Tim1974-75 to 1977-78
 Carr, Gene1978-79
 Nilsson, Kent1979-80 to 1984-85
 Bradley, Brian1985-86 to 1987-88
 Fleury, Theoren1988-89 to 1998-99

15

Richard, Jacques1972-73 to 1974-75
 Bowness, Rick1975-76 to 1976-77
 Selling, Rod1978-79
 Gorman, Dave1979-80
 Henderson, Paul1979-80
 LaVallee, Kevin1980-81 to 1982-83
 Tambellini, Steve1983-84 to 1984-85
 Bartel, Robin1985-86
 Churla, Shane1987-88 to 1988-89
 Chernomaz, Richard1987-88 to 1988-89
 Sheehy, Neil1991-92
 Ashton, Brent1992-93
 McCarthy, Sandy1993-94 to 1997-98
 St. Louis, Martin1999-00
 Fata, Rico1999-00 to 2000-01
 Betts, Blair2001-02 to 2003-04
 Simon, Chris2003-04
 Ritchie, Byron2005-06 to 2006-07
 Dawes, Nigel2009-10



FLAMES ALL-TIME SWEATER ROSTER (con't)

Jackman, Tim 2010-11 to 2012-13

16

Leiter, Bobby 1972-73 to 1974-75
 Chouinard, Guy 1974-75 to 1981-82
 Jackson, Jim 1982-83 to 1984-85
 Lamb, Mark 1985-86
 Hull, Brett 1985-86 to 1987-88
 Priakin, Sergei 1988-89 to 1990-91
 Chernomaz, Richard 1991-92
 Berube, Craig 1991-92 to 1992-93
 Freer, Mark 1993-94
 Greig, Mark 1994-95
 Borschovsky, Nikolai 1994-95
 Stillman, Cory 1995-96 to 2000-01
 Berube, Craig 1991-92 to 1992-93
 & 2001-02 to 2002-03
 Donovan, Shean 2002-03 to 2005-06
 Friesen, Jeff 2006-07
 Smith, Mark 2007-08
 Boyd, Dustin 2008-09 to 2009-10
 Kostopoulos, Tom 2010-11 to 2011-12
 McGrattan, Brian 2012-13

17

Stewart, John 1972-73 to 1973-74
 Graves, Hilliard 1974-75 to 1976-77
 Laurence, Red 1978-79
 Unger, Garry 1979-80
 Adduono, Rick 1979-80
 Hislop, Jamie 1980-81 to 1983-84
 Eaves, Mike 1985-86
 Hrdina, Jiri 1987-88 to 1990-91
 Habscheid, Marc 1991-92
 Walz, Wes 1993-94 to 1994-95
 Hlushko, Todd 1995-96
 Sweeney, Bob 1995-96
 Domenichelli, Hnat 1996-97 to 1999-00
 Botterill, Jason 1999-00
 Krivokrasov, Sergei 1999-00
 Clark, Chris 1999-00 to 2003-04
 Simon, Chris 2005-06
 Godard, Eric 2007-08
 Bourque, Rene 2008-09 to 2011-12

18

Comeau, Rey 1972-73 to 1977-78
 O'Flaherty, Gerry 1978-79
 Rota, Darcy 1978-79 to 1979-80
 Smith, Brad 1979-80 to 1980-81
 Hindmarch, Dave 1980-81 to 1984-85
 Nieuwendyk, Joe 1986-87
 Bucyk, Randy 1987-88
 Cox, Craig 1987-88
 Grimson, Stu 1988-89 to 1989-90
 Bergqvist, Jonas 1989-90
 Kruse, Paul 1990-91
 Yawney, Trent 1991-92 to 1994-95
 Torgajev, Pavel 1995-96
 McInnis, Marty 1996-97 to 1998-99
 Dubinsky, Steve 1998-99 to 1999-00
 Tkaczuk, Daniel 2000-01
 Wright, Jamie 2001-02 to 2002-03
 Drury, Chris 2002-03

Lombardi, Matthew 2003-04 to 2008-09

Stajan, Matt 2009-10 to 2012-13

19

Brown, Arnie 1972-73 to 1973-74
 Stefaniw, Morris 1972-73
 Kea, Ed 1973-74 to 1978-79
 Henderson, Paul 1979-80
 Gould, Bob 1979-80 to 1981-82
 Mokosak, Carl 1981-82 to 1982-83
 Eakin, Bruce 1981-82
 Hunter, Tim 1981-82 to 1991-92
 Harkins, Todd 1992-93
 Haas, David 1993-94
 Viitakoski, Vesa 1993-94 to 1995-96
 O'Sullivan, Chris 1996-97 to 1998-99
 Saprykin, Oleg 1999-00 to 2003-04
 Kobasew, Chuck 2005-06 to 2006-07
 Primeau, Wayne 2006-07 to 2008-09
 Mayers, Jamal 2009-10
 Modin, Fredrik 2010-11
 Jones, Blair 2011-12 to 2012-13

20

MacMillan, Bill 1972-73
 Hextall, Bryan 1973-74 to 1974-75
 Lemieux, Jean 1973-74 to 1975-76
 Lemieux, Richard 1975-76
 Kryskow, Dave 1975-76
 Murdoch, Bob 1978-79 to 1981-82
 Eloranta, Kari 1981-82 to 1984-85
 Suter, Gary 1985-86 to 1993-94
 Stillman, Cory 1994-95
 Evason, Dean 1995-96
 Hlushko, Todd 1996-97 to 1997-98
 Corbet, Rene 1998-99 to 1999-00
 Murray, Marty 2000-01
 Eakins, Dallas 2000-01
 Sutter, Ron 2000-01
 Botterill, Jason 2001-02
 Johansson, Mathias 2002-03
 Loynes, Lynn 2003-04
 Huselius, Kristian 2005-06 to 2007-08
 Glencross, Curtis 2008-09 to 2012-13

21

Romanchych, Larry 1972-73 to 1976-77
 Gould, John 1976-77 to 1978-79
 Wappel, Gord 1979-80 to 1981-82
 Ingarfield, Earl Jr. 1979-80 to 1980-81
 Labraaten, Dan 1980-81 to 1981-82
 Jalonen, Kari 1982-83 to 1983-84
 Stiles, Tony 1983-84
 Berezan, Perry 1984-85 to 1988-89
 Johansson, Roger 1989-90 to 1990-91
 Zemlak, Richard 1991-92
 Godynnyuk, Alexander 1991-92 to 1992-93
 Schlegel, Brad 1993-94
 Chiasson, Steve 1994-95 to 1996-97
 Cassels, Andrew 1997-98 to 1998-99
 Johansson, Andreas 1999-00
 Hay, Dwayne 2000-01
 Ference, Andrew 2002-03 to 2006-07
 Hale, David 2006-07 to 2007-08



FLAMES ALL-TIME SWEATER ROSTER (con't)

Jokinen, Olli 2008-09 to 2009-10
Higgins, Christopher 2009-10
Wilson, Clay 2011-12

22

Picard, Noel 1972-73
Vail, Eric 1973-74 to 1981-82
Bialowas, Dwight 1973-74 to 1974-75
Plett, Willi 1975-76 to 1981-82
Ribble, Pat 1976-77 to 1978-79
..... & 1981-82 to 1982-83
Simpson, Bobby 1976-77 to 1980-81
Marsh, Brad 1978-79 to 1981-82
Gould, Bob 1979-80 to 1981-82
Wappel, Gord 1979-80 to 1981-82
Turnbull, Randy 1981-82
MacInnis, Al 1982-83
Eakin, Bruce 1983-84
Kromm, Richard 1983-84 to 1985-86
Fotiu, Nick 1985-86 to 1986-87
Bullard, Mike 1986-87 to 1987-88
Hunter, Mark 1988-89 to 1990-91
Stern, Ron 1990-91 to 1997-98
Thompson, Rocky 1998-99
Lindsay, Bill 1999-00 to 2000-01
Conroy, Craig 2000-01 to 2003-04
Langkow, Daymond 2005-06 to 2010-11
Stempniak, Lee 2011-12 to 2012-13

23

Murray, Bob 1973-74 to 1974-75
Carriere, Larry 1975-76 to 1976-77
Ribble, Pat 1976-77 to 1978-79
..... & 1981-82 to 1982-83
Zaharko, Miles 1977-78
Reinhart, Paul 1979-80 to 1987-88
Sabourin, Ken 1988-89
Matteau, Stephane 1990-91 to 1991-92
Berube, Craig 1991-92
Markwart, Nevin 1991-92
Young, C.J. 1992-93
Paslawski, Greg 1992-93 to 1993-94
Kennedy, Sheldon 1994-95 to 1995-96
Gavey, Aaron 1996-97 to 1997-98
Wilim, Clarke 1998-99 to 2001-02
Gelinac, Martin 2002-03 to 2003-04
Nystrom, Eric 2007-08 to 2009-10
Hannan, Scott 2011-12

24

Ketter, Kerry 1972-73
Martineau, Don 1973-74
Kea, Ed 1973-74 to 1978-79
Talafoos, Dean 1974-75
Botting, Cam 1975-76
Houston, Ken 1975-76 to 1981-82
Phillipoff, Harold 1977-78 to 1978-79
Beaudoin, Serge 1979-80
Wappel, Gord 1979-80
Smith, Brad 1979-80
Peplinski, Jim 1980-81 to 1989-90
..... & 1994-95
Iglinia, Jarome 1995-96 to 1996-97
Gauthier, Denis 1997-98

Hentunen, Jukka 2001-02
Sloan, Blake 2001-02 to 2002-03
Nieminen, Ville 2003-04
Wiemer, Jason 1997-98 to 2000-01
..... & 2005-06
Lundmark, Jamie 2005-06
Conroy, Craig 2006-07 to 2010-11
Letourneau-Leblond, Pierre-Luc 2011-12
Hudler, Jiri 2012-13

25

Vail, Eric 1973-74 to 1981-82
Plett, Willi 1975-76 to 1981-82
Meredith, Greg 1982-83
Eakin, Bruce 1983-84 to 1984-85
Courteau, Yves 1984-85
Bullard, Mike 1986-87 to 1987-88
Nieuwendyk, Joe 1986-87 to 1994-95
Roche, Dave 1998-99 to 1999-00
Krivokrasov, Sergei 1999-00
Andersson, Niklas 2000-01
Kravchuk, Igor 2000-01 to 2001-02
Sonnenberg, Martin 2003-04
McCarty, Darren 2005-06 to 2006-07
Moss, David 2007-08 to 2011-12

26

McKendry, Alex 1980-81
Dwyer, Mike 1980-81 to 1981-82
Bridgman, Mel 1981-82 to 1982-83
Bozek, Steve 1983-84 to 1987-88
Ranheim, Paul 1988-89
Korn, Jim 1989-90
Reichel, Robert 1990-91 to 1994-95
..... & 1996-97
Kohn, Ladislav 1997-98
Nylander, Michael 1998-99
Landry, Eric 1998-99
Begin, Steve 1999-00 to 2001-02
Brigley, Travis 1999-00
Clark, Chris 1999-00
Eakins, Dallas 2000-01
Begin, Steve 1999-00 to 2002-03
Green, Josh 2003-04
Nilson, Marcus 2003-04 to 2007-08
Kotalik, Ales 2009-10 to 2010-11
Desbiens, Guillaume 2011-12
Wideman, Dennis 2012-13

27

Vail, Eric 1973-74 to 1981-82
Beers, Eddy 1981-82 to 1985-86
Hampson, Gord 1982-83
Tonelli, John 1985-86 to 1987-88
MacLellan, Brian 1988-89 to 1990-91
Forslund, Tomas 1991-92 to 1992-93
Drury, Ted 1993-94
Morrow, Scott 1994-95
Simpson, Todd 1995-96 to 1998-99
Savard, Marc 1999-00 to 2002-03
Berube, Craig 2002-03
Reinprecht, Steve 2003-04 to 2005-06
Leclerc, Mike 2005-06
Roy, Andre 2008-09

FLAMES ALL-TIME SWEATER ROSTER (con't)

Staios, Steve..... 2009-10 to 2010-11
Smith, Derek..... 2011-12 to 2012-13

28

Ribble, Pat .. 1976-77 to 1978-79 & 1981-82 to 1982-83
McAdam, Gary.....1981-82
Bourgeois, Charles.....1981-82 to 1985-86
DeGray, Dale.....1985-86 to 1986-87
Bodak, Bob.....1987-88
Ranheim, Paul.....1988-89 to 1993-94
Nieckar, Barry.....1994-95
Esau, Len.....1994-95
Murray, Marty.....1995-96 to 1997-98
Bassen, Bob.....1998-99
Regehr, Robyn.....1999-00 to 2010-11
Begin, Steve.....2012-13

29

Dwyer, Mike.....1980-81 to 1981-82
Meredith, Greg.....1980-81
Bernhardt, Tim.....1982-83
Brubaker, Jeff.....1983-84
Otto, Joel.....1984-85 to 1994-95
Hulse, Cale.....1995-96 to 1996-97
Andersson, Erik.....1997-98
Karpenko, Igor.....1998-99
Belak, Wade.....1998-99 to 1999-00
Vernon, Michael.....2000-01 to 2001-02
McLennan, Jamie.....2003-04 & 2006-07
Mikkelsen, Brendan.....2010-11
Aliu, Akim.....2011-12 to 2012-13

30

Bouchard, Dan.....1972-73 to 1980-81
Vernon, Michael.....1982-83 to 1983-84
..... & 1985-86 to 1993-94
Roloson, Dwayne.....1996-97 to 1997-98
Moss, Tyler.....1998-99
Brochu, Martin.....2000-01

31

Belanger, Yves.....1977-78 to 1978-79
Lemelin, Rejean.....1978-79 to 1986-87
Riggin, Pat.....1979-80 to 1981-82
Wamsley, Rick.....1987-88 to 1991-92
Muzzatti, Jason.....1993-94
Tabaracci, Rick.....1994-95 to 1997-98
Wregget, Ken.....1998-99
Fuhr, Grant.....1999-00
Szuper, Levente.....2002-03
Joseph, Curtis.....2007-08
McElhinney, Curtis.....2007-08

32

Rioux, Pierre.....1982-83
Eakin, Bruce.....1983-84 to 1984-85
Bolduc, Dan.....1983-84
Wilson, Rik.....1985-86
Eloranta, Kari.....1985-86
Roberts, Gary.....1986-87
Glynn, Brian.....1987-88 & 1989-90
Lessard, Rick.....1988-89 & 1990-91
Olsen, Darryl.....1991-92
Lindberg, Chris.....1991-92 to 1992-93
Viitakoski, Vesa.....1993-94
Sullivan, Mike.....1993-94 to 1996-97

Sorochan, Lee.....1999-00
Lydman, Toni.....2000-01 to 2003-04
Hulse, Cale.....1997-98 to 1999-00
..... & 2005-06
Byron, Paul.....2011-12 to 2012-13

33

Wilson, Carey.....1983-84 to 1987-88
..... & 1990-91 to 1992-93
Chernomaz, Richard.....1987-88 to 1988-89
Bureau, Marc.....1989-90 to 1990-91
Struch, David.....1993-94
Zalapski, Zarley.....1993-94 to 1997-98
Pankewicz, Greg.....1998-99
Sorochan, Lee.....1998-99
Begin, Steve.....1999-00
Werenka, Brad.....1999-00
Allison, Jamie.....2001-02
McLennan, Jamie.....2002-03
Oliwa, Krzysztof.....2003-04
Aucoin, Adrian.....2007-08 to 2008-09
Prust, Brandon.....2009-10
Babchuk, Anton.....2010-11 to 2012-13

34

Macoun, Jamie.....1982-83 to 1991-92
Johansson, Roger.....1992-93
Miller, Brad.....1993-94
Wortman, Kevin.....1993-94
Bouchard, Joel.....1994-95 to 1995-96
Millen, Corey.....1995-96 to 1996-97
Dowd, Jim.....1997-98
Malgunas, Stewart.....1999-00
Kiprusoff, Miikka.....2003-04 to 2012-13

35

Grimson, Stu.....1988-89 to 1989-90
Reese, Jeff.....1991-92 to 1993-94
Eisenhut, Neil.....1994-95
Torgajev, Pavel.....1995-96
Sundblad, Niklas.....1995-96
Schulte, Paxton.....1996-97
Trefilov, Andrei.....1998-99
Whitmore, Kay.....2001-02
Krahn, Brent.....2003-04
Toskala, Vesa.....2009-10
Karlsson, Henrik.....2010-11 to 2011-12
MacDonald, Joey.....2012-13

36

Dadswell, Doug.....1986-87 to 1987-88
Muzzatti, Jason.....1992-93 to 1994-95
Esau, Len.....1993-94
Sarault, Yves.....1995-96
Racine, Yves.....1996-97
Charron, Eric.....1999-00
Petrovicky, Ronald.....2000-01 to 2001-02
Mottau, Mike.....2002-03
Keetley, Matt.....2007-08 to 2009-10

37

Harkins, Todd.....1991-92
Kidd, Trevor.....1991-92 to 1996-97
Gagner, Tyrone.....1997-98
Gratton, Benoit.....1999-00
Varlamov, Sergei.....1999-00



FLAMES ALL-TIME SWEATER ROSTER (con't)

Drury, Chris 2002-03
 McAmmond, Dean 2001-02 & 2003-04
 Prust, Brandon 2006-07
 Irving, Leland 2011-12 to 2012-13

38

Simard, Martin 1990-91 to 1991-92
 Lebeau, Patrick 1992-93
 Cowan, Jeff 1999-00 to 2001-02
 Dome, Robert 2002-03
 Jaffray, Jason 2008-09
 Street, Ben 2012-13

39

Ahola, Peter 1993-94
 Hlushko, Todd 1994-95
 Ferguson, Craig 1995-96
 Skalde, Jarrod 1995-96
 Lakovic, Sasha 1996-97
 Charron, Eric 1997-98 to 1998-99
 Gilmour, Doug 1988-89 to 1991-92
 Skrudland, Brian 1992-93
 Keczmer, Dan 1993-94 to 1995-96
 Gratton, Benoit 1999-00 to 2000-01
 Christie, Ryan 2001-02
 Gernymn, Carson 2005-06 to 2006-07

40

Simpson, Todd 1995-96
 Brathwaite, Fred 1998-99 to 2000-01
 Nichol, Scott 2001-02 to 2002-03
 Leopold, Jordan 2008-09
 Tanguay, Alex 2006-07 to 2007-08,
 2010-11 to 2012-13

41

May, Alan 1994-95
 McTavish, Dale 1996-97
 Boyd, Dustin 2006-07 to 2007-08
 Ivanans, Raitis 2010-11 to 2011-12
 Taylor, Danny 2012-13

42

Makarov, Sergei 1989-90 to 1992-93
 Larose, Guy 1993-94
 Ward, Ed 1994-95 to 1998-99
 DuPont, Micki 2001-02 to 2002-03
 Sutter, Brett 2008-09 to 2010-11
 Cundari, Mark 2012-13

43

Brigley, Travis 1997-98
 Kohn, Ladislav 2002-03
 Piskula, Joe 2011-12

44

Hoglund, Jonas 1996-97
 Fata, Rico 1998-99
 Niedermayer, Rob 2001-02 to 2002-03
 Warrenner, Rhett 2003-04 to 2008-09
 Johnson, Aaron 2009-10
 Meyer, Stefan 2010-11
 Butler, Chris 2011-12 to 2012-13

45

Murray, Marty 1995-96
 Lemieux, Jocelyn 1995-96
 Jantunen, Marko 1996-97
 Scoville, Darrel 1999-00
 Lundmark, Jamie 2008-09 to 2009-10

46

Kohn, Ladislav 1995-96
 St. Louis, Martin 1998-99
 Morgan, Jason 2003-04

Giordano, Mark 2005-06 to 2006-07
 Banks, Carter 2012-13

47

Lapointe, Claude 1995-96
 Giguere, J.S. 1998-99 to 1999-00
 Ramholt, Tim 2007-08
 Greentree, Kyle 2008-09
 Baertschi, Sven 2011-12 to 2012-13

48

Nemisz, Greg 2010-11 to 2011-12

49

Lombardi, Matthew 2003-04
 Regehr, Richie 2005-06 to 2006-07

50

Torgaev, Pavel 1999-00
 Sabourin, Dany 2002-03 to 2003-04

51

Gagner, Dave 1996-97
 Mrozik, Rick 2002-03
 Horak, Roman 2011-12 to 2012-13

53

Morris, Derek 1997-98 to 2001-02

55

Ramage, Rob 1987-88 to 1988-89
 Sabourin, Ken 1990-91
 Osiecki, Mark 1991-92
 Miller, Brad 1993-94
 Thompson, Rocky 1997-98
 Smith, Steve 1998-99 to 2000-01
 Pardy, Adam 2008-09

56

Pelech, Matt 2008-09

57

Begin, Steve 1997-98
 Maki, Tomi 2006-07
 Bouma, Lance 2010-11 to 2011-12

58

Varlamov, Sergei 1997-98
 Montador, Steve 2001-02
 Moss, David 2006-07
 Hanowski, Ben 2012-13

59

Van der Gulk, David 2008-09
 Reinhart, Max 2012-13

60

Backlund, Mikael 2008-09 to 2009-10

61

Negrin, John 2008-09

62

Fata, Rico 1998-99
 Nazarov, Andrei 1998-99 to 1999-00
 Chucko, Kris 2008-09

63

Peters, Warren 2008-09

66

Brodie, T.J. 2010-11

92

Nylander, Michael 1993-94 to 1997-98

93

Cammalleri, Michael 2011-12



NHL ON-ICE OFFICIALS 2013-14



REFEREES

*Burchell, Darcy	42
Amell, Derek	75
Charron, Francis	6
Barton, Steve	59
*Chmielewski, Tom	43
Brisebois, David	96
Devorski, Paul	10
Cameron, Lonnie	74
Dwyer, Gord	19
Champoux, Pierre	67
Furlatt, Eric	27
Cherrey, Scott	50
*Hanson, Trevor	47
Cormier, Michel	76
Hasenfratz, Mike	2
Cvik, Mike	88
Hebert, Ghislain	22
Devorski, Greg	54
Hebert, Jean	15
Driscoll, Scott	68
Jackson, Dave	8
Galloway, Ryan	82
Joannette, Marc	25
Gibbs, Darren	66
Kimmerly, Greg	18
*Grandt, John	98
*Knorr, Trent	44
Henderson, Don	91
Kowal, Tom	32
Heyer, Shane	55
Kozari, Steve	40
Kovachik, Brad	71
L'Ecuyer, Frederick	17
Lazarowich, Brad	86
LaRue, Dennis	14
Mach, Brian	78
Lee, Chris	28
MacPherson, Matt	83
Leggo, Mike	3
McElman, Andy	90

REFEREES

*Lemelin, Mark	41
Miller, Steve	89
*Lewis, Dave	46
Morin, Jean	97
*Luxmore, Thomas John	49
Murchison, Kiel	79
Martell, Rob	26
Murphy, Brian	93
McCauley, Wes	4
Murray, Jonny	95
*McIsaac, Jon	45
Nansen, Derek	70
Meier, Brad	34
Nelson, Thor	80
Morton, Dean	36
Nowak, Tim	77
O'Halloran, Dan	13
Pancich, Bryan	94
O'Rourke, Dan	9
Racicot, Pierre	65
Peel, Tim	20
Rody, Vaughan	73
Pochmara, Brian	16
Sericolo, Anthony	84
Pollock, Kevin	33
Sharrers, Jay	57
Rehman, Kyle	37
Shewchyk, Mark	92
Rooney, Chris	5
*Wheler, Mark	56
*Skilliter, Graham	48
St. Pierre, Justin	12
St-Laurent, Francois	38
Sutherland, Kelly	11
Van Massenhoven, Don	21
Walsh, Ian	29
Watson, Brad	23

*Minor League Official

2013–14 CRITICAL DATES CALENDAR

SEPTEMBER

- 11 Training camps open
- 14 Pre-season schedule begins
Kraft Hockeyville:
Washington Capitals at Winnipeg Jets (Belleville, Ont.)
- 26 CCM/USA Hockey All-American Prospects Game (Pittsburgh, Pa.)
- 30 Opening day playing rosters set (3:00 p.m. ET)

OCTOBER

- 1 Opening night – 96th NHL regular season begins
Molson Canadian NHL Face-Off™ (Montreal, Que.)
Blackhawks raise Stanley Cup banner:
Washington Capitals at Chicago Blackhawks
Hockey Fights Cancer Awareness Month begins

NOVEMBER

- 8 Hockey Hall of Fame Game:
New Jersey Devils at Toronto Maple Leafs
- 11 Hockey Hall of Fame induction ceremony (Toronto, Ont.)
Inductees: Chris Chelios, Geraldine Heaney, Scott Niedermayer, Brendan Shanahan (Player category); Fred Shero (Builder category)
- 29 2013 Discover NHL Thanksgiving Showdown™:
New York Rangers at Boston Bruins

DECEMBER

- 1 Signing deadline for Group 2 free agents (5:00 p.m. ET)
- 2 U.S. Hockey Hall of Fame induction and a celebration of
Lester Patrick (Detroit, Mich.) U.S. Hockey Hall of Fame
inductees: Cindy Curley, Bill Guerin, Peter Karmanos Jr.,
Ron Mason, Doug Weight
- 23 Busiest day of NHL season – 14 games
- 19–27 Holiday roster freeze in effect:
For all players on an NHL active roster, injured reserve,
or with non-roster and injured non-roster status as of
midnight (local time) Dec. 19, a roster freeze shall apply
through midnight (local time) Dec. 27, with respect to
waivers, trades and loans, subject to the exceptions
provided for in CBA Article 16.5 (d).
- 24–26 Holiday break (no scheduled practices – dressing rooms closed)
- 26 – Jan. 5 IIHF World Junior Championship (Malmo, Sweden)

JANUARY

- 1 2014 Bridgestone NHL Winter Classic®:
Toronto Maple Leafs at Detroit Red Wings (Michigan
Stadium)
- 15 CHL/NHL Top Prospects Game (Calgary, Alta.)
- 18 Scotiabank Hockey Day in Canada (Host: Lloydminster,
Alta./Sask.)
- 25 Coors Light NHL Stadium Series™:
Anaheim Ducks at Los Angeles Kings (Dodger Stadium)
- 26 Coors Light NHL Stadium Series™:
New York Rangers at New Jersey Devils (Yankee Stadium)
- 29 Coors Light NHL Stadium Series™:
New York Rangers at New York Islanders (Yankee Stadium)

FEBRUARY

- 1 Hockey is for Everyone Month begins
- 6, 7, 8 Olympic break begins (at the conclusion of each Club's final game)
- 11–12 AHL All-Star Classic (Location: TBA)
- 12 Olympic men's hockey tournament begins (Sochi, Russia)

- 22 Men's hockey bronze-medal game (Sochi, Russia)
- 23 Men's hockey gold-medal game (Sochi, Russia)
- 24 Olympic break ends (12:01 a.m. ET)
- 26 NHL regular season resumes
- 28 – March 2 Hockey Weekend Across America presented by CCM (USA Hockey)

MARCH

- 1 Coors Light NHL Stadium Series™:
Pittsburgh Penguins at Chicago Blackhawks (Soldier Field)
- 2 2014 Tim Hortons NHL Heritage Classic™:
Ottawa Senators at Vancouver Canucks (BC Place)
- 5 Hockey Day in America (NBC)
- 5 Trade deadline (3:00 p.m. ET)
- 10–12 NHL General Managers Meeting (Boca Raton, Fla.)

APRIL

- 10, 12 NCAA Frozen Four (Philadelphia, Pa.)
- 13 Last day of regular season
- 16 Stanley Cup Playoffs begin
- 17–27 IIHF Under-18 World Championship (Lappeenranta and
Imatra, Finland)

MAY

- 9–25 IIHF World Championship (Minsk, Belarus)
- 16–25 CHL Memorial Cup (London, Ont.)
- 25–31 NHL Combine (Toronto, Ont.)

JUNE

- 18 Last possible day for 2014 Stanley Cup Final
- TBA Deadline for first club-elected salary arbitration (later of
June 15 or 48 hours after the conclusion of the Stanley Cup
Final, 5:00 p.m. ET)
- 25 NHL Awards (Las Vegas, Nev.)
- 27–28 NHL Draft (Philadelphia, Pa.)

JULY

- 1 Free agency begins (12:00 p.m. ET)
- 5 Deadline for player-elected salary arbitration notification
(5:00 p.m. ET)
- 6 Deadline for club-elected salary arbitration notification
(5:00 p.m. ET)
- 20 – Aug. 6 Salary arbitration hearings held

AUGUST

- 8 Deadline for salary arbitration decisions to be rendered



2013-14 ABBOTSFORD HEAT

CLUB DIRECTORY



HOCKEY CLUB PERSONNEL

Governor (AHL), President – Calgary Flames.....	Ken King
General Manager – Calgary Flames.....	Jay Feaster
Assistant General Manager of Player Personnel – Calgary Flames	John Weisbrod
Alternate Gov./Senior VP/Assistant General Manager – Calgary Flames.....	Michael Holditch
Special Assistant to the General Manager – Calgary Flames	Craig Conroy
Director, Player Personnel – Calgary Flames	Ron Sutter
Head Coach	Troy G. Ward
Assistant Coach	Robbie Ftorek
Goaltending Coach.....	Jordan Sigalet
Strength & Conditioning Coach.....	Mike Thompson
Athletic Therapist	Vince Fedorowich
Equipment Manager	Peter Bureaux
Assistant Equipment Manager	Nolan Bowker

HEAT STAFF

Ownership Group	Fraser Valley Sports & Entertainment Ltd.
President.....	Ryan Walter
Vice President, Ticket Sales & Service.....	Justin McIntyre
Vice President, Business Operations & Communications.....	Adam Fritz
Assistant Manager, Business Operations	Laura Reynaud
Play-By-Play Broadcaster/Media Relations Coordinator	Brandon Astle
Sr. Manager, Marketing & Sales	Roxann Bury
Digital Media Coordinator.....	Ravi Sidhu
Community Relations Manager.....	Danica Prosperi-Porta
Multi Media Designer	Milan Skrecek
Game Operations Director.....	Jennifer Graham
Ticket Operations Manager.....	Amanda Henderson
Account Manager	O.J. Pries
Account Executive.....	Sven Solinger
Account Executive.....	Brian Neufeld
Acct. Executive/Radio Colour Broadcaster	Vanni De Bartolo
Group Ticket Sales Representative	Scott MacPhail
Ticket Sales Representative	Raja Banga
Ticket Sales Representative	Ana Pruim
Controller	Shauna Calder
Assistant Controller	Melanie Blanchard

INFORMATION

NATIONAL HOCKEY LEAGUE AFFILIATE

Calgary Flames

WEBSITE

www.abbotsfordheat.com

ARENA

Abbotsford Entertainment & Sports Centre

CAPACITY

7,000

DIMENSIONS

200' x 85'

Calgary Flames East Coast League Affiliate: Alaska Aces



2012-13 AMERICAN HOCKEY LEAGUE

FINAL REGULAR SEASON STANDINGS



EASTERN CONFERENCE

Atlantic Division		GP	W	L	OTL	SOL	PTS	GF	GA
1	y Providence	76	50	21	0	5	105	222	183
2	x Portland	76	41	30	3	2	87	230	233
3	x Manchester	76	37	32	3	4	81	219	209
4	Worcester	76	31	34	4	7	73	191	228
5	St. John's	76	32	36	3	5	72	195	237

Northeast Division		GP	W	L	OTL	SOL	PTS	GF	GA
1	y Springfield	76	45	22	5	4	99	235	186
2	Connecticut	76	35	32	6	3	79	213	222
3	Bridgeport	76	32	32	7	5	76	218	242
4	Albany	76	31	32	1	12	75	193	225
5	Adirondack	76	31	38	3	4	69	187	223

East Division		GP	W	L	OTL	SOL	PTS	GF	GA
1	y Syracuse	76	43	22	6	5	97	247	201
2	x Binghamton	76	44	24	1	7	96	227	188
3	x Wilkes-Barre/Scranton	76	42	30	2	2	88	185	178
4	x Hershey Bears	76	36	31	3	6	81	204	196
5	Norfolk Admirals	76	37	34	4	1	79	188	207

WESTERN CONFERENCE

North Division		GP	W	L	OTL	SOL	PTS	GF	GA
1	y Toronto	76	43	23	3	7	96	237	199
2	x Rochester	76	43	29	3	1	90	234	209
3	Lake Erie	76	35	31	3	7	80	211	220
4	Abbotsford	76	34	32	4	6	78	171	198
5	Hamilton	76	29	41	1	5	64	159	228

Midwest Division		GP	W	L	OTL	SOL	PTS	GF	GA
1	y Grand Rapids	76	42	26	4	4	92	234	205
2	x Milwaukee	76	41	28	4	3	89	197	200
3	Rockford	76	42	31	2	1	87	246	225
4	Chicago	76	37	30	5	4	83	204	207
5	Peoria	76	33	35	5	3	74	183	218

West Division		GP	W	L	OTL	SOL	PTS	GF	GA
11	y Texas Stars	76	43	22	5	6	97	235	201
2	x Charlotte Checkers	76	42	26	4	4	92	226	202
3	x Oklahoma City	76	40	25	2	9	91	240	228
4	x Houston Aeros	76	40	26	5	5	90	212	199
5	San Antonio Rampage	76	29	38	2	7	67	195	241

x = Teams who have clinched a playoff spot

y = Teams who have clinched the division title



2012-13 ABBOTSFORD HEAT

REGULAR SEASON SCORING



#	PLAYER	POS	GP	G	A	PTS	+/-	PIM	PPG	SHG	
17	Ben Walter	C	68	15	34	49	-10	18	8	0	
8	Krys Kolanos	RW	53	18	22	40	-11	63	6	0	
9	Ben Street (X)	C	69	15	22	37	-8	22	7	1	
20	Roman Horak (X)	C	59	16	14	30	-8	24	6	1	
14	Mark Cundari (total) (X)	D	58	7	21	28	4	93	3	0	
47	Sven Baertschi (X)	LW	32	10	16	26	-1	16	3	0	
19	Dustin Sylvester	LW	62	11	12	23	-2	10	4	0	
25	Max Reinhart (X)	C	67	7	14	21	-26	32	2	1	
29	T.J. Brodie (X)	D	35	1	19	20	5	22	0	0	
26	Tyler Rueggsegger	RW	67	11	7	18	-3	50	2	0	
48	Brett Olson	C	70	8	10	18	-1	31	1	1	
11	Quintin Laing	C	63	6	10	16	5	45	1	1	
12	Paul Byron (X)	C	38	6	9	15	-7	38	2	0	
34	Carter Bancks (X)	LW	59	5	7	12	4	53	0	2	
21	Brett Carson (X)	D	26	6	5	11	-5	16	3	0	
28	Akim Aliu (X)	RW	42	4	7	11	-7	111	0	0	
15	Greg Nemisz	RW	55	3	7	10	-12	34	0	0	
41	Steve McCarthy (X)	D	30	2	8	10	-2	27	1	1	
43	Joe Piskula (X)	D	46	2	8	10	5	51	0	0	
16	Joe Callahan	D	64	0	10	10	-7	44	0	0	
2	Braden Lamb	D	50	2	7	9	-4	21	0	0	
18	Drew MacKenzie	D	27	1	8	9	5	14	0	0	
5	Mike Matczak (total) (X)	D	41	2	6	8	-15	12	0	0	
22	Blair Jones (X)	C	21	3	4	7	0	23	1	0	
6	Chris Breen	D	60	3	4	7	-11	55	0	0	
41	Mike Testwuide (total)	RW	28	4	1	5	-6	55	1	0	
39	Steven Seigo	D	9	0	2	2	1	4	0	0	
7	Adam Estoclet (X)	C	18	0	2	2	0	8	0	0	
4	Zach McKelvie	D	52	0	2	2	-11	112	0	0	
10	Lance Bouma	LW	3	1	0	1	0	2	0	0	
44	Carter Rowney	RW	4	1	0	1	1	0	0	0	
49	Andy Bohmbach (total) (X)	LW	5	1	0	1	0	0	0	0	
14	Mitch Wahl (X)	C	6	1	0	1	2	4	0	0	
38	Nick Tuzzolino (X)	D	14	1	0	1	-1	11	0	0	
3	James Martin (X)	D	5	0	1	1	-1	7	0	0	
27	Ryan Howse	RW	20	0	1	1	-2	6	0	0	
13	Turner Elson	LW	2	0	0	0	-2	0	0	0	
46	Connor Hardowa	D	2	0	0	0	-1	0	0	0	
40	Brett Kulak	D	4	0	0	0	-1	0	0	0	
36	Michael Ferland (X)	LW	7	0	0	0	0	10	0	0	
24	David Eddy (X)	RW	10	0	0	0	-5	7	0	0	
#	GOALIE	GP	MINS	GA	SO	AVG	W	L	SOL	SVS	SV%
30	Danny Taylor	40	2108:22	72	3	2.05	18	10	2	855	0.922%
33	Barry Brust	35	1894:02	79	5	2.50	13	19	2	805	0.911%
37	Leland Irving (X)	12	599:10	34	0	3.40	3	7	2	259	0.884%

X - indicates players not on active roster

2013-2014 SEASON SCHEDULE



HOME AWAY

OCTOBER

Sun	Mon	Tue	Wed	Thur	Fri	Sat
		1	2	3	4 LEM 4:30PM	5 LEM 3:00PM
6	7	8	9	10	11 MIL 7:00PM	12 MIL 7:00PM
13	14	15	16	17	18 OKC 5:00PM	19 OKC 5:00PM
20 TEX 3:00PM	21	22	23	24	25 LEM 7:00PM	26 LEM 7:00PM
27	28	29	30 UTC 4:00PM	31		

NOVEMBER

Sun	Mon	Tue	Wed	Thur	Fri	Sat
					1 UTC 4:00PM	2 HAM 4:00PM
3	4	5 SAN 7:00PM	6 SAN 7:00PM	7	8	9 * TOR 7:00PM
10 TOR 4:00PM	11	12	13 TEX 5:30PM	14	15 OKC 5:00PM	16 OKC 5:00PM
17	18	19 MIL 5:00PM	20 RKF 5:00PM	21	22	23 IOW 5:05PM
24 IOW 3:05PM	25	26	27	28	29 * UTC 7:00PM	30 UTC 7:00PM

DECEMBER

Sun	Mon	Tue	Wed	Thur	Fri	Sat
1	2	3	4	5	6 * SAN 7:00PM	7 SAN 7:00PM
8	9	10	11 IOW 7:00PM	12 IOW 7:00PM	13	14
15	16	17	18 UTC 4:00PM	19	20 UTC 4:00PM	21
22 HAM 12:00PM	23	24	25	26	27 * OKC 7:00PM	28 OKC 7:00PM
29	30	31				

JANUARY

Sun	Mon	Tue	Wed	Thur	Fri	Sat
			1	2	3 HAM 7:00PM	4 HAM 7:00PM
5	6	7 SAN 5:00PM	8	9	10 TEX 5:30PM	11 SAN 5:00PM
12	13	14	15 RKF 9:00AM	16	17 GRG 4:00PM	18 GRG 4:00PM
19	20	21	22	23	24 UTC 7:00PM	25 UTC 7:00PM
26	27	28	29	30	31 * HAM 7:00PM	

FEBRUARY

Sun	Mon	Tue	Wed	Thur	Fri	Sat
						1 HAM 7:00PM
2	3	4 CHA 7:00PM	5 CHA 7:00PM	6	7	8 * TEX 7:00PM
9 * TEX 4:00PM	10	11	12	13	14 CHA 4:30PM	15
16 CHA 10:30AM	17	18	19	20	21 MIL 5:00PM	22 CHI 5:00PM
23 CHI 1:00PM	24	25	26	27	28 * GRG 7:00PM	

MARCH

Sun	Mon	Tue	Wed	Thur	Fri	Sat
						1 GRG 7:00PM
2	3	4 TEX 10:30AM	5 TEX 7:00PM	6	7	8 CHI 7:00PM
9 * CHI 4:00PM	10	11	12	13	14 UTC 7:00PM	15 UTC 7:00PM
16	17	18	19 HAM 4:30PM	20	21	22 HAM 4:00PM
23 TOR 12:00PM	24	25	26	27	28 UTC 4:00PM	29 UTC 4:00PM
30 TOR 1:00PM	31					

APRIL

Sun	Mon	Tue	Wed	Thur	Fri	Sat
		1	2	3	4 * RKF 7:00PM	5 RKF 7:00PM
6	7	8	9	10	11 OKC 7:00PM	12
13 OKC 1:00PM	14	15	16	17 SAN 5:00PM	18 SAN 5:30PM	19 TEX 5:00PM
20	21	22	23	24	25	26
27	28	29	30			



1.877.452.HEAT (4328)
AbbotsfordHeat.com

2013-14

CALGARY HITMEN



P.O. Box 1540 Station M, Calgary, AB, Canada T2P 3B9

email: info@hitmenhockey.com • website: hitmenhockey.com

PHONE: 403-571-2200 FAX: Business 403-571-2211 HOCKEY: 403-571-2221



Kelly Kisio
President Hockey
Operations,
Alternate Governor



Mike Moore
General Manager and
VP Business Operations



Mike Williamson
Head Coach

DIRECTORY

President/CEO/Governor.....	Ken King
President Hockey Operations/Alternate Governor.....	Kelly Kisio
General Manager and Vice President Business Operations.....	Mike Moore
Assistant Manager of Business Operations.....	Josh Kirkpatrick
Head Coach.....	Mike Williamson
Associate Coach.....	Brent Kisio
Assistant Coach.....	Joel Otto
Goaltending Coach.....	Darcy Wakaluk
Strength & Conditioning Coach.....	Sean Hope-Ross
Video Coach.....	Troy Norcross
Athletic Therapist.....	Will McMillan
Assistant Trainer.....	Jason Monnery
Director, Player Personnel.....	Dan Bonar
Travelling Scout.....	Ray Payne
Education Advisor/Billet Coordinator.....	Bernie Bajnok
Assistant Manager, Communications.....	Joanna French

INFORMATION

Game Day Ticket Sales.....	Phone 1-855-985-5000
Group Sales/Flex Packs.....	Phone 403-777-4646
Home Arena.....	Scotiabank Saddledome
Seating Capacity.....	16,337
Rink Dimensions.....	200' x 85'
Training Camp.....	Don Hartman North East Sportsplex, Calgary, AB
Colours.....	Black, Copper, Red and White
Team Uniforms.....	(Home) - White Base with Copper, Red and White
	(Away) - Black Base with Copper, Red and White
Conference.....	Eastern
Division.....	Central

PRESS GUIDE

Location of Press Box.....	East and West Side
Press Entry.....	From Lot D, Southeast Entrance
Radio Station.....	Sportsnet 960 The FAN
Broadcasters.....	Brad Curle
	Ken Thrower
Local Newspaper.....	Calgary Herald, Calgary Sun, Metro Calgary
TV Affiliate.....	Shaw TV Calgary

2013-14 ROSTER

NO.	NAME	POSITION	NO.	NAME	POSITION
10	Chase Lang	RW	2	Josh Thrower	D
14	Brady Brassart	C	3	Kenton Helgesen	D
15	Chase Clayton	C	6	Colby Harmsworth	D
16	Cal Babych*	RW	7	Matt Foster*	D
17	Pavel Padakin	RW	8	Jesse Zraggen	D
18	Jake Virtanen	LW	9	Jaynen Rissling	D
19	Calder Brooks	LW	27	Ben Thomas	D
21	Terrell Draude*	C	32	Travis Sanheim*	D
22	Austin Calladine	LW	1	Evan Johnson*	G
23	Braden Oleksyn*	LW	31	Mack Shields	G
24	Brett Brooks	LW	33	Chris Driedger	G
25	Greg Chase	C			
26	Zane Jones	LW			
28	Elliott Peterson	LW			
29	Radel Fazleev*	LW			

*rookie



2013-14 REGULAR SEASON SCHEDULE

SEPTEMBER 2013

SUN	MON	TUE	WED	THU	FRI	SAT
1	2	3	4	5	6	7
8	9	10	11	12	13	14
15	16	17	18	19	20 EDM 7:00 ▲	21
22	23	24	25	26	27	28 RD 7:00 ▲
29	30					

NOVEMBER 2013

SUN	MON	TUE	WED	THU	FRI	SAT
					1	2
3 EDM 4:00 ●	4	5 KTN 7:00 ●	6	7	8	9 MH 7:00 ▲
10	11 KTN 4:00 ▲	12	13	14	15 SC 7:00 ▲	16
17 MJ 4:00 ▲	18	19	20	21 PG 7:00 ▲	22	23 EVT 7:00 ▲
24	25	26	27	28	29 SC 6:00 ▲	30

JANUARY 2014

SUN	MON	TUE	WED	THU	FRI	SAT
			1	2 BDN 7:00 ▲	3	4 MJ 7:00 ▲
5 SEA 4:00 ▲	6	7 PA 6:00 ●	8 SAS 6:05 ▲	9	10 REG 6:00 ▲	11
12 KEL 4:00 ▲	13	14	15	16	17 RD 7:00 ▲	18 MH 7:30 ●
19	20	21 REG 7:00 ▲	22	23	24	25 EDM 7:00 ▲
26 EDM 4:00 ▲	27	28	29 TC 7:00 ▲	30	31 BDN 7:00 ▲	

MARCH 2014

SUN	MON	TUE	WED	THU	FRI	SAT
						1 EDM 2:00 ▲
2	3	4 BDN 6:00 ▲	5 MJ 6:00 ●	6	7 PA 6:00 ●	8 SAS 6:05 ●
9	10	11 LET 7:00 ▲	12	13	14 KTN 7:00 ●	15 KTN 7:00 ▲
16	17	18	19	20	21	22
23	24	25	26	27	28	29
30	31					

OCTOBER 2013

SUN	MON	TUE	WED	THU	FRI	SAT
		1	2 LET 7:00 ▲	3	4 KTN 7:00 ●	5 KTN 7:00 ▲
6	7	8 MH 7:00 ▲	9 SC 7:00 ●	10	11	12 PA 7:00 ▲
13 SPD 4:00 ▲	14	15	16	17 SAS 7:00 ▲	18	19 RD 7:00 ●
20 LET 4:00 ▲	21	22 KEL 8:05 ●	23 VAN 8:00 ▲	24	25 PG 8:00 ▲	26 PG 8:00 ●
27	28	29	30	31		

DECEMBER 2013

SUN	MON	TUE	WED	THU	FRI	SAT
1 MH 4:00 ▲	2	3 RD 7:00 ▲	4	5	6	7 LET 7:00 ●
8 POR 4:00 ▲	9	10 MH 7:00 ●	11 LET 7:00 ▲	12	13 MH 7:00 ▲	14
15 SC 4:00 ●	16	17 REG 7:00 ●	18	19	20	21
22	23	24	25	26	27 RD 7:00 ●	28 EDM 7:00 ▲
29	30 KTN 7:00 ▲	31				

FEBRUARY 2014


SUN	MON	TUE	WED	THU	FRI	SAT
						1 KTN 7:00 ●
2	3	4 VIC 8:05 ●	5 VIC 8:05 ▲	6	7 VAN 8:30 ▲	8 KAM 8:00 ▲
9	10	11 PA 7:00 ▲	12	13	14 SAS 7:00 ▲	15 LET 7:00 ▲
16	17 RD 4:00 ▲	18	19 MJ 6:00 ▲	20	21 BDN 6:30 ▲	22 REG 6:00 ▲
23	24	25	26	27	28 KAM 7:00 ▲	

HOME AWAY

All game times are MT.
Game times are
subject to change.



▲ Hitmen games broadcast live on
Sportsnet 960 The Fan (960 AM) radio.
● Hitmen games broadcast on
www.sportsnet.ca/960





2014 CALGARY ROUGHNECKS



P.O. Box 1540 Station M, Calgary, AB, Canada T2P 3B9

Email: info@calgaryroughnecks.com Website: calgaryroughnecks.com

PHONE: 403-777-2177 FAX: 403-777-2171



MIKE BOARD

GENERAL MANAGER, ALTERNATE
GOVERNOR & DIRECTOR OF
BUSINESS OPERATIONS



CURT MALAWSKY

HEAD COACH & ASSISTANT
GENERAL MANAGER



BOB McMAHON

ASSISTANT COACH



BRUCE CODD

ASSISTANT COACH

DIRECTORY

President & CEO	Ken King
Governor & COO	John Bean
General Manager, Alternate Governor & Director of Business Operations	Mike Board
Assistant Manager Business Operations	Allana Minchau
Assistant Manager Communications	Joanna French
Head Coach & Assistant General Manager	Curt Malawsky
Assistant Coach	Bob McMahon
Assistant Coach	Bruce Codd
Equipment Manager	Chris Norton
Althetic Therapist	Kylie Gadsby

INFORMATION

Game Day Ticket Sales	Phone 1-855-985-0000
Group Sales/Flex Packs	Phone 403-777-4646
Home Arena	Scotiabank Saddledome
Seating Capacity	19,289
Floor Dimensions	200' x 85'
Colours	Red, White and Black
Team Uniforms	(Home) - Red with Black trim
.....	(Away) - White with Red and Black trim
Conference	West

PRESS GUIDE

Location of Press Box	East and West Side
Press Entry	From Lot D, Southeast Entrance
Radio Station	Sportsnet 960 The FAN
Local Newspaper	Calgary Herald, Calgary Sun, Metro Calgary

2014 REGULAR SEASON SCHEDULE

FRIDAY, JANUARY 3, 2014, 5:30 p.m.	at TORONTO ROCK
FRIDAY, JANUARY 10, 2014, 7:00 p.m.	vs. COLORADO MAMMOTH
FRIDAY, JANUARY 17, 2014, 7:30 p.m.	at EDMONTON RUSH
SATURDAY, JANUARY 18, 2014, 7:00 p.m.	vs. VANCOUVER STEALTH
SATURDAY, JANUARY 25, 2014, 7:00 p.m.	vs. COLORADO MAMMOTH
SATURDAY, FEBRUARY 8, 2014, 6:00 p.m.	at MINNESOTA SWARM
SATURDAY, FEBRUARY 15, 2014, 7:00 p.m.	vs. VANCOUVER STEALTH
SATURDAY, FEBRUARY 22, 2014, 7:00 p.m.	vs. ROCHESTER KNIGHTHAWKS
SATURDAY, MARCH 1, 2014, 7:00 p.m.	vs. TORONTO ROCK
SATURDAY, MARCH 8, 2014, 7:00 p.m.	at COLORADO MAMMOTH
FRIDAY, MARCH 14, 2014, 7:00 p.m.	vs. EDMONTON RUSH
FRIDAY, MARCH 21, 2014, 9:00 p.m.	at VANCOUVER STEALTH
SATURDAY, MARCH 29, 2014, 7:00 p.m.	vs. MINNESOTA SWARM
FRIDAY, APRIL 4, 2014, 5:00 p.m.	at PHILADELPHIA WINGS
SATURDAY, APRIL 5, 2014, 5:30 p.m.	at BUFFALO BANDITS
SATURDAY, APRIL 12, 2014, 7:00 p.m.	vs. EDMONTON RUSH
SATURDAY, APRIL 19, 2014, 7:00 p.m.	at EDMONTON RUSH
SATURDAY, APRIL 26, 2014, 8:00 p.m.	at VANCOUVER STEALTH



HOME



AWAY

All game times are Mountain Standard and are subject to change.

**COME
FOR THE
PARTY**

**STAY
FOR THE
GAME**



**2014 ROUGHNECKS
SEASON
TICKETS**

STUDENT

FROM \$222⁴⁵

CHILD

FROM \$192¹²

ADULT

FROM \$259¹⁶

- Reserved seats for nine weekend games (January - April)
- Flexible Ticket Exchange Program - no ticket goes to waste!

SAFeway  ZONE

SECTIONS 103-105, 204-206

WHILE SUPPLIES LAST



Buy tickets online at calgaryroughnecks.com or call 403-777-4646



CALGARY STAMPEDERS

FOOTBALL CLUB 2013



GORDON NORRIE



**PRESIDENT AND
ALTERNATE GOVERNOR**

JOHN HUFNAGEL



**GENERAL MANAGER /
HEAD COACH /
EXECUTIVE COMMITTEE
MEMBER**

STAN SCHWARTZ



**EXECUTIVE
VICE-PRESIDENT /
CONSULTANT TO THE
EXECUTIVE COMMITTEE**

**McMahon Stadium 1817 Crowchild Trail NW,
Calgary, AB, Canada T2M 4R6**

**Email: stampeders@stampeders.com Website: www.stampeders.com
PHONE: 403-289-0205 FAX: 403-282-6741**

EXECUTIVES

Chairman and CFL Alternate Governor	Ken King
Executive Committee Member and CFL Governor	Doug Mitchell
Executive Committee Member	David Sapunjis
Executive Committee Member	Alvin Libin
Executive Committee Member	John Bean
President, Exec. Committee Member and Alternate Governor	Gordon Norrie
General Manager, Head Coach & Exec. Committee Member	John Hufnagel
Executive Vice-President/Consultant to the Executive Committee	Stan Schwartz

FOOTBALL OPERATIONS

Head Coach/General Manager	John Hufnagel
Offensive Coordinator	Dave Dickenson
Defensive Coordinator	Rick Campbell
Special Teams Coordinator	Mark Kilam
Receivers Coach	Pete Costanza
Running Backs Coach/Strength and Conditioning Coach	Brent Monson
Offensive Line Coach	Mike Gibson
Defensive Backs Coach	Tony Missick
Defensive Line Coach	DeVone Claybrooks
Linebackers Coach	Don Yanowsky
Assistant General Manager, Player Personnel	John Murphy
Assistant General Manager, Football Operations	Michael Petrie
Director, Football Administration	Jane Mawby
Canadian Scout	Brendan Mahoney
Director, Medical Services	Michael Gudmundson
Equipment Manager	George Hopkins
Director, Video Operations/Coordinator, IT	Ross Folan
Director, Communications	Jean Lefebvre

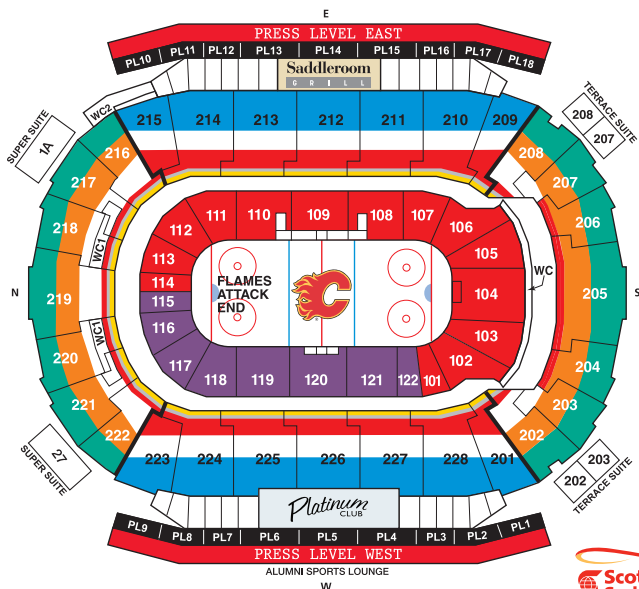
INFORMATION

Game Day Ticket Sales	Phone 403-289-0258
Group Tickets	Phone 403-284-6466
Home Stadium	McMahon Stadium
Seating Capacity	35,650
Team Uniforms	(Home) - Red with White and Black trim
.....	(Away) - White with Red and Black trim
Division	West

PRESS GUIDE

Location of Press Box	East
Side Press Entry	South Lot
Radio Station	QR77
Local Newspaper	Calgary Herald, Calgary Sun

SCOTIABANK SADDLEDOME SEATING BOWL



SECTION

***DOOR
PRICES**

CLUB**	(Club) 115-122, Rows 1-13	\$242.76
GOLD**	201-202, Row 1 / 208-228, Row 1	\$252.10
REST.	Saddleroom Grill.....	\$138.19
SILVER	201-202, Row 2 / 207-228, Row 2	\$177.40
RED 1	107-111 / 200 Level Rows 3-4 / 204-206, Row 9	\$155.93
RED 2	209-215, Rows 5-10 / 223-228, Rows 5-10 / 201, Rows 5-10 / 204-206, Row 10 only	\$132.59
WHITE	201 Rows 11-16 / 209-215, Rows 11-16 / 223-228, Rows 11-16 / 202-203, Rows 5-10 / 207-208, Rows 5-10 / 216-222, Rows 5-10	\$106.44
BLUE	201/209-215/223-228, Rows 17+	\$100.84
ORANGE	202-208, Rows 11-16 / 216-222, Rows 11-16	\$70.03
GREEN	202-208, Rows 17+ / 216-222, Rows 17+	\$55.09
BLACK 1	PL 1-18, Row 1	\$40.15
BLACK 2-3	PL1-18, Rows 2-3	\$35.48
PLE/PLW	Press Level East/Press Level West	\$32.68
WC	WC	\$83.10
WC1	WC1	\$92.44
WC2	WC2	\$60.69

CALL 403-777-4646

* PREMIUM PRICING MAY APPLY ** CLUB MEMBERSHIP REQUIRED

Prices do not include GST or SPFF



2013-14 CALGARY FLAMES REGULAR SEASON SCHEDULE

calgaryflames.com



NHLFlames



@NHLFlames

OCTOBER 13

SUN	MON	TUE	WED	THU	FRI	SAT
		1	2	3 WSH 5:00	4 CBJ 5:00	5
6 COL 6:00	7	8	9 MTL 6:00	10	11 NJD 7:00	12
13	14	15	16 ANA 8:00	17	18	19 SJS 8:00
20	21 LAK 8:30	22 PHX 8:00	23	24 DAL 6:30	25	26 WSH 8:00
27	28	29	30 TOR 6:00			

FEBRUARY 14

SUN	MON	TUE	WED	THU	FRI	SAT
						1 MIN 8:00
2	3	4 MTL 5:30	5	6 NYI 5:00	7	8 PHI 11:00
9	10	11	12	13	14	15
16	17	18	19	20	21	22
23	24	25	26	27 LAK 7:30	28	

NOVEMBER 13

SUN	MON	TUE	WED	THU	FRI	SAT
					1 DET 7:00	2
3 CHI 5:30	4	5 MIN 6:00	6	7 STL 6:00	8 COL 7:00	9
10	11	12 SJS 7:00	13	14 DAL 7:00	15	16 EDM 8:00
17	18 WPG 6:00	19	20 CBJ 8:00	21	22 FLA 7:00	23
24	25	26	27 CHI 8:00	28	29 ANA 2:00	30 LAK 8:00

MARCH 14

SUN	MON	TUE	WED	THU	FRI	SAT
						1 EDM 8:00
2	3 COL 6:00	4	5 OTT 7:30	6	7 NYI 7:00	8 VAN 8:00
9	10 LAK 7:00	11	12 ANA 8:00	13	14 DAL 6:30	15 PHX 8:00
16	17	18 BUF 7:00	19	20	21 NSH 7:00	22 EDM 8:00
23	24 SJS 7:00	25	26 ANA 8:00	27	28 NYR 7:00	29
30 OTT 3:00	31					

DECEMBER 13

SUN	MON	TUE	WED	THU	FRI	SAT
1	2	3	4 PHX 8:00	5	6 COL 7:00	7 EDM 8:00
8	9	10 BOS 7:30	11	12 CAR 7:00	13	14 BUF 12:00
15 NYR 8:30	16	17 BOS 5:00	18	19 DET 5:30	20	21 PIT 11:00
22	23 STL 7:00	24	25	26	27 EDM 7:00	28
29 VAN 5:30	30	31 PHI 7:00				

APRIL 14

SUN	MON	TUE	WED	THU	FRI	SAT
		1 TOR 5:00	2	3 TBL 5:30	4 FLA 5:30	5
6	7 NJD 5:00	8	9 LAK 8:00	10	11 WPG 7:00	12
13 VAN 6:00	14	15	16	17	18	19

Visit calgaryflames.com for the
most up-to-date information

JANUARY 14

SUN	MON	TUE	WED	THU	FRI	SAT
			1	2	3 TBL 7:00	4
5	6 COL 7:00	7 PHX 8:00	8	9 STL 7:00	10	11 PIT 8:00
12	13 CAR 5:00	14 NSH 6:00	15	16 WPG 7:00	17	18 VAN 8:00
19	20 SJS 8:30	21	22 PHX 7:30	23	24 NSH 7:00	25
26	27	28 CHI 7:30	29	30 SJS 7:00		



Flames TV Broadcasts

■ CBC (Hockey Night in Canada) ▲ TSN

◆ Sportsnet West ● Sportsnet Flames

ALL TIMES MT. GAME DATES AND
TIMES ARE SUBJECT TO CHANGE.

Individual TicketsCall 403-777-0000

Group Tickets Call 403-777-4646

NEW FOR THE 2013-14 SEASON



11 | MIKAEL BACKLUND



7 | T.J. BRODIE



Calgary's Authentic Team Store

FANATTIC STORE LOCATIONS

Calgary Airport
2000 Airport Rd. N.E.
Calgary, AB
403-571-9755

Scotiabank Saddledome
555 Saddledome Rise S.E.
Calgary, AB
403-571-9770

North Hill Centre
1632 - 14th Ave. N.W.
Calgary, AB
403-338-2080

www.flamesport.com or call: 1-877-477-2177



Of all the places we put our logo, our absolute favourite is on kids' hockey jerseys.

We're proud to support over 4,500 teams in communities across Canada.



You're richer
than you think.®



#scotiahockey

© Registered trademarks of The Bank of Nova Scotia.