



2015-16

MEDIA GUIDE

DIEHARD FAN

meet

DIEHARD CAN™



**DIEHARD FAN & PROUD PARTNER
OF THE EDMONTON OILERS**



*MUST BE LEGAL DRINKING AGE. FOR A LIMITED TIME ONLY, WHILE SUPPLIES LAST. MOLSON CANADIAN IS A REGISTERED TRADE-MARK OF MOLSON CANADA 2005. THE EDMONTON OILERS AND ASSOCIATED LOGOS ARE REGISTERED TRADEMARKS OWNED BY EDMONTON OILERS HOCKEY CORP. AND ARE USED UNDER LICENSE. ALL RIGHTS RESERVED.



EDMONTON OILERS

TABLE OF CONTENTS

THE MANAGEMENT

Oilers Directory.....	3-5
Daryl A. Katz - Owner & Governor	6
Bob Nicholson - Chief Executive Officer & Vice Chair OEG.....	7
Peter Chiarelli - President of Hockey Operations & General Manager.....	8
Kevin Lowe - Vice Chair OEG/Alternate Governor	9
Craig MacTavish - Senior Vice-President of Hockey Operations	11
Scott Howson - Senior Vice-President, Player Personnel	12
Bill Scott - Assistant General Manager	13
Rick Carriere - Senior Director of Player Development.....	14
Bob Green - Director of Player Personnel	15
Kelly Buchberger - Manager Player Personnel	16
Todd McLellan - Head Coach.....	17
Jay Woodcroft - Assistant Coach	19
Jim Johnson - Assistant Coach.....	20
Ian Herbers - Assistant Coach	21
Dustin Schwartz - Goaltending Coach.....	22
Myles Fee - Video Coach.....	23
Sylvain Rodrigue - Goaltender Development Coach... ..	24
David Pelletier - Skating Coach.....	24
Training Staff	25-30
Edmonton Oilers Community Foundation.....	31-33
Molson Cup	34

PLAYER PROFILES

Jordan Eberle.....	36
Mark Fayne.....	38
Andrew Ference.....	40
Luke Gazdic.....	42
Eric Gryba.....	44
Taylor Hall	46
Matt Hendricks.....	48
Oscar Klefbom.....	50
Rob Klankhammer.....	52
Lauri Korpikoski.....	54
Anton Lander.....	56
Mark Letestu	58
Connor McDavid	60
Nikita Nikitin.....	62
Ryan Nugent-Hopkins.....	64
Benoit Pouliot.....	66
Teddy Purcell.....	68

Griffin Reinhart.....	70
Justin Schultz.....	72
Ben Scrivens	74
Andrej Sekera	76
Cam Talbot.....	78
Nail Yakupov	80
In The System.....	82-91
2015-2016 Training Camp Roster	92-93

2014-2015 IN REVIEW

THE NHL IN REVIEW

Final Standings.....	94
Award Winners	94
Scoring Leaders.....	95
Goaltending Leaders	95
All-Star Teams.....	96
Entry Draft.....	96
Oilers Season Openers.....	96

OILERS IN REVIEW

Final Scoring Statistics.....	97
Real Time Scoring Statistics.....	98
Oilers Home Openers.....	98
Game Results.....	99
Oilers Team Captains.....	100
Edmonton Oilers Back to Back Games.....	101
Individual Statistics vs Opposition.....	102-159

THE OILERS RECORD BOOK

Year-by-Year Record	160
Yearly Home Record.....	160
Yearly Road Record.....	161
Jersey Retirement Games	161
Career Record vs Opposition	162
Monthly Regular Season Record	163
Man Games Lost Due to Injury by Season	164
Edmonton Oilers Injury Report.....	164
Record in Afternoon Games	165
Home Afternoon Games.....	165
Overtime Record Year-by-Year.....	166
Overtime Record vs Opposition.....	166
Oilers Shootout Record	167
Oilers Shootout Results	168-169
Individual Career Shootout Statistics.....	170
Oilers Year-By-Year Special Teams.....	171
NHL All-Star Team Selections	172
Oilers in the NHL All-Star Game	172
NHL Award Winners	172
All-Time Oilers Award Winners.....	173
All-Time Oilers Molson Cup Winners	173



Oilers Molson 3 Stars By Player and Month	174	Individual Records	261-268
Oilers Molson Cup Monthly Winners.....	174	Team Records.....	269-276
2014-15 Edmonton Oilers Molson Cup Standings.....	175		
Entry Draft Selections Year-by-Year.....	176-181		
Oilers All-Time Sweater Numbers	182-183	STANLEY CUP PLAYOFFS	
Oilers Career Scoring Leaders	184	Yearly Playoff Records	277
Oilers All-Time NHL Roster.....	185-191	Stanley Cup Final Record	277
Oilers All-Time Leaders.....	192	All-Time Results	278-284
Oilers 100-or-More Point Seasons	192	Career Playoff Scoring.....	285
Oilers Yearly Leaders	193-197	All-Time Playoff Three-or-More Goal Games	286
Oilers Rookie Records.....	198	All-Time Playoff Goal Scoring Breakdown	287
Multiple Point Games	199	Career Goaltending Statistics	287
Oilers 20 Goal Seasons By Player	200	Playoff Firsts	288
Oilers 20 Goal Seasons By Season.....	201	Individual Playoff Records.....	289-294
Oilers 20 Goal Seasons.....	202-203	Team Playoff Records	294-301
Oilers Three-or-More Goal Games.....	204		
Active Oilers Three-or-More Goal Games	204	OILERS AFFILIATES	
Oilers All-Time Three-or-More Goal Games	205-208	Bakersfield Condors	302
All-Time Regular Season Goaltending Records.....	209	2014-15 Oklahoma City Barons Final Scoring.....	303
Oilers Career Goaltending Leaders	210	2015 Oklahoma City Barons Playoff Stats.....	304
Oilers Yearly Goaltending Leaders	211-214	Norfolk Admirals.....	305
Oilers All-Time Shutouts.....	215-216	2014-15 Bakersfield Condors Final Scoring	306
All-Time Shutouts Versus Oilers	217-219	2014-15 AHL Final Standings	307
Oilers Penalty Shots	220	2014-15 ECHL Final Standings.....	307
Penalty Shots Versus Oilers	221	Oilers Yearly Affiliates	308
Oilers Year-by-Year Results and Statistics.....	222-256	All-Time Oilers Affiliates Records	309-310
Oilers All-Time Pre-Season Record	257	Media Information.....	311
Oilers NHL Firsts.....	258	Media Guidelines.....	312
Opponents Firsts vs Oilers.....	258	NHL Public Relations Directory.....	313
NHL Individual Records Held by Oilers.....	259-260	2015-16 NHL Directory	314
NHL Team Records Held or Co-Held by Oilers.....	261	2015-16 NHL Officials.....	315
		NHL How To Figure	316
		NHL Critical Dates.....	317-318
		Oilers Schedule	320



Published by THE EDMONTON OILERS HOCKEY CLUB

Editors: J.J. Hebert/Patrick Garland/Shawn May

Photography: Andy Devlin, LA MEDIA Photography & Design

Statistical Assistance provided by: Dan Diamond and Associates &
Bob Waterman, Elias Sports Bureau

Printed by RR Donnelley

All Contents Herein Copyright © 2015



MAILING ADDRESS:

Edmonton Oilers Hockey Club
11230 – 110 Street
Edmonton, AB T5G 3H7
Phone: 780-414-GOAL(4625)
Fax: 780-409-5890

SHIPPING/COURIER ADDRESS

Edmonton Oilers Hockey Club
11230 – 110 Street
Edmonton, AB T5G 3H7
Press Box Phone: 780-409-3780
Media Lounge Phone: 780-409-3778
Website: www.edmontonoilers.com

HOCKEY OPERATIONS

Owner & Governor.....	Daryl A. Katz
President & CEO, OEG & Vice Chair, OEG.....	Bob Nichololson
Vice Chair, OEG.....	Kevin Lowe
President, Hockey Operations & General Manager.....	Peter Chiarelli
SVP, Hockey Operations.....	Craig MacTavish
SVP, Player Personnel.....	Scott Howson
Director, Player Personnel.....	Bob Green
Assistant General Manager.....	Bill Scott
Head Coach.....	Todd McLellan
Assistant Coach.....	Jay Woodcroft
Assistant Coach.....	Jim Johnson
Assistant Coach.....	Ian Herbers
Goaltending Coach.....	Dustin Schwartz
Video Coach.....	Myles Fee
Sr. Director, Player Development.....	Rick Carriere
Director, Research, Analysis & Software Development.....	Sean Draper
Manager, Hockey Operations.....	Connie Hadden
Scout/ Scouting Information.....	James MacGregor
Sr. Coordinator, Video Development.....	Brian Ross
Medical Services.....	Ken Lowe
Coordinator, Video & Analysis.....	Justin Mahe
Performance Consultant.....	Dr. Kimberley Amirault
Amateur Scout, Western Canada.....	Bob Brown
Amateur Scout, Western Canada.....	Jim Crosson
Amateur Scout, All Regions.....	James McGregor
Amateur Scout, Ontario/ Quebec.....	Michael Chiarelli
Amateur Scout, Quebec.....	Bill Dandy
Amateur Scout, Midwest.....	Dave Heitz
Amateur Scout, Midwest/ Ontario.....	Joe Cucci
Amateur Scout, New England.....	Scott Harlow
Amateur Scout, Europe.....	Frank Musil
Amateur Scout, Europe.....	Pelle Ecklund
Amateur Scout, Russia.....	Alexandre Naurov
Pro Scout, Central NHL/ AHL Teams.....	Duane Sutter
Pro Scout, Eastern NHL/ AHL Teams.....	Paul Messier
Pro Scout, Western NHL/AHL Teams.....	Chris Cichocki
Pro Scout, Europe.....	Matti Virmanen

MEDICAL AND TRAINING STAFF

Head Athletic Trainer.....	T.D Forss
Assistant Athletic Trainer.....	Chris Davie
Massage Therapist.....	Steve Lines
Physical Therapist.....	Ryan Williams
Head Equipment Manager.....	Jeff Lang
Assistant Equipment Manager.....	Brad Harrison
Assistant Equipment Manager.....	Shane Olmstead
Director, Strength & Conditioning.....	Simon Bennett
Head Coach, Strength & Conditioning.....	Chad Drummond
Assistant Coach, Strength & Conditioning.....	Joel Schneider
Team Medical Chief of Staff.....	Dr. Dhiren Naidu
Team Physicians.....	Dr. John Clarke, Dr. David Reid, Dr. Jeff Robinson, Dr. Mike Wagner
Team Dentists.....	Dr. Ben Eastwood, Dr. Nathan Kern, Dr. Trevor Ushko
Team Optometrist.....	Dr. Brent Saik
Dressing Room Attendants.....	Joey Moss, Chris Hamelin



COMMUNICATIONS AND BROADCAST

Sr. Director, Hockey Communications & Media Relations	J.J. Hebert
Manager, Communications Team Services	Pat Garland
Coordinator, Communications & Media Relations	Shawn May
Oilers Radio Play by Play	Jack Michaels
Color Commentator & Host	Bob Stauffer

OPERATIONS

Chief Operating Officer	Darryl Boessenkool
Executive Assistant to the COO	Jody Craig
SVP, Operations	Stu Ballantyne
Assistant Manager, Facilities Operations	Gilbert Da Silva
Coordinator, Facilities Operations	Macy Beley
Manager, Administrative Services	Sherry Smith
Receptionists	Sandy Langley, Gisella Callendar
Manager, OEG & ICE District Special Projects	Paul Silverman
VP, Corporate Communications & Government Relations	Tim Shtpton
Manager, Corporate Communications	Andrea Rutt
Coordinator, Corporate Communications	Kelsey Spohn
Executive Director, Edmonton Oilers Community Foundation	Natalie Minckler
Manager, Grant & Fund Development	Catherine Williams
Coordinator, Community Partnership	Emma Brook
SVP, Enterprise Security and Risk Management	Kevin Galvin
VP, Security Operations Bureau	Darcy Strang
Sr. Manager, Residential Properties	Mike Fluker
VP and Senior Advisor, Oilers Entertainment Group	Don Metz
General Manager, Rogers Place	Susan Darrington
Director, Commercial Ops Transition Team	Steinunn Parsons
Director, Corporate Services & Strategic Sourcing Transition Team	Bobbie-Jo Ierino

FINANCE AND SHARED SERVICES

Chief Financial Officer	Jason Quilley
Director, OEG Finance	Travis Nielsen
Controller, Rogers Place	Cody Awid
Manager, OEG Payroll & Benefits	Janette Vermeersch
Coordinator, Payroll (PT)	Tricia Christensen
Administrator, Rogers Place Payroll	Nicole Charbonneau
Manager, Oilers Payroll & Benefits	Shawna Quigley
Senior Accountant, OEG	Eric Moutzas
Accountant, OEG	Brandon Polanski
Coordinator, Accounts Receivable	Valerie Gauthier
Senior Accountant, OEG	Rob Mella
Supervisor, Accounts Payable	Jamie Schenknecht
Coordinator, OEG Accounts Payable	Tanmeet Samra
Director, Finance - Business Development	Donna Kuo
Accountant, Business Development	Erin Barrett
Director, Business Intelligence	Sharon Lyseng
Business Analysts	Corinne Carey, Kassam Khakoo, Angela Frecon
Assistant, Business Analyst	Chris NgMukYuen
VP, Information Technology	Kevin Flemming
SharePoint Architect	Kelvin Sun
Manager, Information Technology	David Kagan
Administrator, Infrastructure	Aaron Hammond
Team Lead, Service Desk	Allison Smith
Technician, Service Desk	Kevin Cneung
Sr. Legal Counsel	Keely Brown
Assistant, Legal & Administration	Victoria Izzo Rados
Sr. Legal Counsel	Imran Hussainly

HUMAN RESOURCES

VP, Human Resources	Adam Barrie
Coordinator, OEG Human Resources	Amber Demharter

COMMERCIAL OPERATIONS

Chief Commercial Officer	Stew MacDonald
SVP, Marketing	Jeff Harrop
VP, Corporate Sales	TBD
Director, Customer Service & Ticket Operations	Jody Young
Director, Ticket Sales	Jared Ginsburg



Director, OEK Business Operations	Kevin Radomski
Sr. Director, Partnership Services	Brad Bissonnette
Sr. Directors, Corporate Partnerships	Lisa Munro, J.F. Amyot
Manager, Corporate Partnerships	Erik Hapke
Manager, OEK Corporate Partnerships.....	Dave Reynar
Director, Corporate Partnerships	Abe Hajar
Manager, Partnership Services.....	Brent Frew
Director, Executive Suites	Bob Haromy
Coordinator, Executive Suites	Melissa Smart
Partnership Media Specialist	Jamie LeBlanc
Partnerships Sales Specialists.....	Stephan Tonowski, Hanna Choi, Shandy Lo
Director, Website & New Media	Marc Ciampa
Director, Digital Media.....	Ryan Frankson
Director, Brand	Debbie George
Director, Marketing & CRM	Christine McAnally
Manager, Events.....	Jessica Bromley
Assistant Manager, Events.....	Kyle Ferguson
Coordinator, Events	Emily Pavelich
Manager, Brand Marketing & Database	Avery Hardy
Sr. Manager, Community & Fan Relations	Brad Ellard
Coordinator, Community & Fan Relations.....	Derek Fullerton
Coordinator, Website & Mobile.....	Heather Weigum
Senior Graphic Designer.....	Joey Angeles
Intermediate Graphic Designer.....	Christoval Castillon
Assistant, Digital Media	Chris Wescott
Manager, Video Production.....	Jeff Nash
Video Producer	Ryan Hyrcun
Reporter- Host	Tom Gazzola
Director, Game Presentation	Rich Meyers
Team Photographer	Andy Devlin
Manager, Ticket Operations	Gavin Morton
Manager, Client Service.....	Keenyn Bijou
Supervisor, Ticket Services	Dianne Haydey
Coordinator, Ticket Operations.....	Cheryl Langelier
Supervisor, Ticket Services EOK.....	Raelene Dufva
Supervisor, Ticket Services	Brienne Patton
Client Services Representatives	Heather Lefebvre, Randi Lybka, Sabrina Licata
Customer Experience Representatives.....	Shandell Barr
	Jun Lee, Cindy Barkovic, Sherri Bowles
	Samanatha Hill, Krista Davis, Louren Sansre
	Kersten Merry
Receptionist, Presentation Center	Miranda Gauchier
Account Executives.....	Derek Perchaluk, Daniel Troiani, Scott Ritchie
	Travis Zeigler, Jeff Tremblay, Robert Warburton
	JJ White, Matt Crossman, Zack Snow
Coordinator, Ticket Sales	Sandra Wever

PROJECT DEVELOPMENT

Chief Project Development Officer	Bob Black
Manager, Special Projects	Nick Wilson
VP, Facilities and Operations.....	Tom Cornwall

REXALL PLACE

Opened	November 10, 1974
Capacity	16,839
Location of Bill Tuelé Press Box	East Side at top (Radio/TV)
	West Side at top (Media)
Dimensions of Rink	200 feet by 85 feet

TEAM INFORMATION

Team Founded	1972 (WHA), 1979-80 (NHL)
Team Uniforms	Home: Base Colour Blue trimmed with white and orange.
	Road: Base Colour White, trimmed with blue and orange.
Training Camp Site.....	Rexall Place; Edmonton, Alberta
Rookie Camp Site.....	Rexall Place; Edmonton, Alberta
Television Rights Holders	Rogers Sportsnet
Radio Rights Holder	630 CHED (AM); Jack Michaels (Play-by-play) & Bob Stauffer (Colour)



DARYL A. KATZ

Born and raised in Edmonton, Daryl Katz grew up a passionate Oilers fan. He has a deep connection with the team's rich history and is focused on creating the foundation for a winning tradition and bringing the Stanley Cup back to the City of Champions.

Daryl has put his full confidence behind Oilers Entertainment Group CEO Bob Nicholson to restructure team management and instill a winning organizational culture – evidenced this past offseason by the hirings of President of Hockey Operations and General Manager Peter Chiarelli and head coach Todd McLellan. Daryl is eager to watch the team perform this season, led by a new generation of exciting talent, under a proven management and coaching staff.



Away from the ice, Daryl has committed significant time, energy and capital working to make his vision for a revitalized downtown Edmonton into a reality. ICE District is a transformative \$1.7 billion project that is redeveloping acres of surface parking lots in the heart of our downtown into a vibrant, walkable and sustainable sports and entertainment district with a host of new commercial, residential and public amenities. With Rogers Place rapidly taking shape, and the surrounding ICE District development well underway, we're seeing an exciting rebirth of our urban core, which will enhance the city's global competitiveness and provide for the long-term sustainability of the Oilers in Edmonton.

Daryl graduated from the University of Alberta's Faculty of Law in 1985. In 1990, he founded the Katz Group, which is now one of Canada's largest privately owned enterprises, with operations in pharmacy, sports & entertainment, and real estate development.

In October 2007, Mr. Katz was named a member of the Alberta Investment Management Corporation's inaugural board of directors. AIMCO is one of the largest and most sophisticated investment managers in the country, with more than \$70 billion in assets held in a number of funds invested globally.

With a wide range of charitable activities, Mr. Katz is recognized as a leading philanthropist in Edmonton and beyond. In 2003, he was appointed to the Premier's Council of Alberta's Promise, an organization dedicated to improving the lives of Alberta's children and youth. He is also a member of the Canadian Council of Chief Executives and was Co-Chair of the University of Alberta's "Campaign 2008" – the largest fund raising campaign in the university's history.

Daryl has great passion for his hometown and its beloved Oilers, and great determination to contribute to the greater success of both.



BOB NICHOLSON

On June 13, 2014, the Katz Group announced the hiring of Bob Nicholson as Vice-Chairman of the Oilers Entertainment Group (OEG), a sports and entertainment company that manages the Katz Group's growing family of sports and entertainment assets, including operation of Rogers Place, the new home of the Edmonton Oilers.

On April 24, 2015, Bob was appointed as Chief Executive Officer of OEG overseeing all aspects of the company's operation including expansion of the group's sports and entertainment offerings, delivering outstanding fan experiences, securing major new sponsorships and events, and operating Rogers Place. Currently under construction, Rogers Place will be North America's leading sports and entertainment venue when it opens its doors in September 2016.

In addition, Mr. Nicholson oversees the Edmonton Oilers Hockey Club hockey operations, working closely with Peter Chiarelli, the President of Hockey Operations and General Manager. He also serves as an Alternate Governor for the Edmonton Oilers on the NHL Board of Governors.

Bob Nicholson joined the Oilers after a long and successful tenure with Hockey Canada, serving as the President and CEO from 1988-2014, where he oversaw all operations for competitions Canada participated in internationally, including the IIHF World Hockey Championships and Olympic Winter Games, and has overseen Canada winning 72 medals in international competition since 1990, 44 of which were gold, including seven Olympic gold medals.

Nicholson also served as the Senior Vice-President of the Canadian Hockey Association from 1992 to 1998 and Vice-President of programs with the Canadian Amateur Hockey Association from 1990 to 1991. He has been heavily involved with international hockey, serving on the International Ice Hockey Federation's coaching committee and currently holds the position of Vice President of the International Ice Hockey Federation which he was elected to in September 2012.

Before joining the national body, Nicholson was Technical Director with the British Columbia Amateur Hockey Association from 1979 to 1989. He was inducted into the B.C. Hockey Hall of Fame in 2004. He played minor hockey and Junior A hockey in Penticton, helping the Penticton Broncos win the BCJHL and B.C.-Alberta championships, and also played NCAA hockey at Providence College in Rhode Island.





PETER CHIARELLI

On April 23, 2015, Peter Chiarelli was appointed President of Hockey Operations and General Manager.

Chiarelli, 51, will report to CEO Bob Nicholson, and be responsible for all aspects of hockey operations.

Most recently, Chiarelli served as the General Manager of the Boston Bruins for the past eight seasons. He guided the Bruins to the Stanley Cup Final twice during his tenure in Boston, including winning the Stanley Cup in 2011.

The Nepean, Ontario native has also served as a member of the management group for Hockey Canada's National Men's Team, including the 2014 Winter Olympics and the 2013 Men's World Hockey Championship.

Chiarelli graduated from Harvard University with an Economics degree in 1987 and he played for the Harvard men's hockey team from 1983-87. He began his career in hockey management after graduating with a law degree from the University of Ottawa and was hired as the Director of Legal Relations for the Ottawa Senators in 2000. In 2005, Chiarelli was promoted to assistant General Manager and he served in that role for one season, before being hired by the Boston Bruins in 2006.





KEVIN LOWE

Lowe, 56, transitions into his new role as Vice Chair and Alternate Governor of Oilers Entertainment Group (OEG) for the 2015-16 season. Previously, Lowe served as the Oilers President of Hockey Operations for seven seasons and prior to that he spent eight seasons as the Oilers General Manager.

Lowe has been instrumental in the renewed success of the team, both on and off the ice. In his new role he will continue to work towards and promote the growth and development of Oilers Entertainment Group in its many new business initiatives, as well as continue to work closely with OEG Chief Executive Officer Bob Nicholson, on the growth of the Oilers Entertainment Group.



A new era in Oilers' history was ushered in when Lowe was named to the position of General Manager on June 9, 2000. With the announcement, the first-ever draft pick in Oilers' history replaced Glen Sather, who held the position since June of 1979. Lowe's appointment came a year after he was named Head Coach of the Oilers on June 18, 1999. Over those years the team's payroll was annually near the bottom of the league however the team was a league leader in dollars spent for points earned in standings including many playoff appearances. As GM, he became one of only 40 general managers in the history of the NHL to get his team to the Stanley Cup finals in 2006, losing in game seven to the Carolina Hurricanes.

It took the popular Lowe only three seasons from his retirement from the game as a player to make his way to the position of General Manager. After a brilliant playing career in the National Hockey League with the Edmonton Oilers and New York Rangers, Lowe announced his retirement from the game on July 30, 1998 and joined the coaching ranks as he served as an assistant coach with Ron Low's Edmonton staff in 1998-99.

The 1999-00 season saw Lowe become the seventh head coach in Oilers history. In his lone season behind the Edmonton bench, Lowe guided the Oilers to a second place finish in the Northwest Division with a 32-26-16-8 record, only eight points behind the first place Colorado Avalanche, and a berth in the Stanley Cup Playoffs.

Lowe's expertise has also translated into success for Team Canada on the international stage. On November 8, 2000, Lowe was named as Assistant Executive Director of Canada Olympic Hockey for the 2002 Winter Olympic Games in Salt Lake City, Utah. Working with former teammate Wayne Gretzky, Team Canada's Executive Director, head coach Pat Quinn and Director of Player Personnel, Steve Tambellini, Lowe helped put together a team of NHL players that won the Olympic gold medal for Canada for the first time in 50 years. A 5-2 victory over the United States in the gold medal final on February 24, 2002 saw Team Canada become the first Canadian squad to win Olympic gold since the Edmonton Waterloo Mercurys won at Oslo, Norway in 1952. He reprised that role with Team Canada at the 2006 Winter



Olympics in Turin, Italy and was a member of Team Canada's management team that put together the gold medal winning roster at the 2004 World Cup of Hockey. Lowe, along with Doug Armstrong and Ken Holland, assisted General Manager Steve Yzerman to help guide Canada's Olympic Team to another historic gold medal victory in the 2010 Vancouver Olympics. Lowe will once again represent his country as a part of Team Canada's management team at the 2014 Sochi Winter Olympics.

Lowe was the Oilers' first-ever draft pick when he was selected 21st overall in the 1979 NHL Amateur Draft on August 9, 1979. During 19 seasons in the NHL, including 15 as an Oiler, Lowe played in 1,254 regular season games and 214 playoff games, winning six Stanley Cup championships. The first five Cup championships came with Edmonton as he was a member of each of the Oilers' titles in 1984, 1985, 1987, 1988 and 1990 and was followed by a sixth with the New York Rangers in 1994. In his 15 seasons with Edmonton, the Oilers never failed to qualify for the Stanley Cup Playoffs with Lowe in the lineup. In fact, Lowe only missed post-season play once in his 19-year career as New York missed the 1992-93 playoffs during his first season in Manhattan.

Besides being the first draft choice in Oilers' history, Lowe also scored the first goal in team history as he beat Tony Esposito at 9:49 of the first period in Edmonton's first NHL game on October 10, 1979 at Chicago Stadium. The goal launched a career that saw him play for 19 seasons without spending a day in the minors. That goal was also assisted by Wayne Gretzky, marking the "Great One's" first ever point in the NHL.

Lowe holds the Oilers' record for most games played in both the regular season (1,037) and playoffs (172) and is one of only 45 players in NHL history to have played in 1,000 games with one franchise. He also ranks among Edmonton's all-time leaders as he is eighth in assists (309), 11th in points (383) and third in penalty minutes (1,236).

He became the sixth captain in Oilers' history in 1990-91, fulfilling the promise of his junior career that saw him named the only Anglo-Canadian captain of the Quebec Remparts.

On the international stage he represented Canada at the 1982 World Championships and was a member of Team Canada that won the 1984 Canada Cup. He also played in seven NHL All-Star Games (1984-86, 1988-90, 1993).

Off the ice, he was no less a leader. In 1990, Lowe became the only player to win the King Clancy Memorial Trophy and the Budweiser/NHL Man of the Year Award in the same season. Both awards are presented for leadership qualities and humanitarian contributions. He was also the Oilers' nominee for the Bill Masterton Memorial Trophy that season. His work with the Edmonton Christmas Bureau has set the standard for the Oilers' commitment to community involvement. He was the Honorary Chair from 1982-83 to 1991-92 and Honorary Co-Chair from 2005 to present.

Lowe, has a son, Shane, and he and his wife Karen, a two-time Olympic alpine skiing bronze medal winner for Canada at the 1988 Winter Olympics in Calgary, have three daughters - Devyn, Darby and Karly - and a son, Keegan, who was drafted by the Carolina Hurricanes in the 3rd round, 73rd overall, at the 2011 NHL Entry Draft. Both Kevin and Karen are Honorary Spokespeople for the Zebra Society.



CRAIG MACTAVISH

Craig MacTavish enters his first season as the Senior Vice-President of Hockey Operations, after serving as the club's General Manager the past two seasons. MacTavish previously served as Edmonton's Senior Vice-President of Hockey Operations in 2012-13. He will work closely with President of Hockey Operations and General Manager, Peter Chiarelli and Assistant General Manager, Bill Scott on the daily operations of the Edmonton Oilers.

MacTavish, 57 was the Head Coach of the Chicago Wolves of the American Hockey League in 2011-12, prior to joining the Edmonton Oilers, leading the Vancouver Canucks' AHL affiliate to a 42-27-7 record, third best in the conference.

Named the eighth coach in Oilers history on June 22, 2000, MacTavish compiled a career record of 301-252-103 (.537) in 656 regular season games over the course of eight seasons (2000-01 to 2008-09).

MacTavish became the 36th coach in NHL history to win 300-or-more games with a 5-3 win vs. the Vancouver Canucks on April 4th at Rexall Place.

He completed his coaching tenure behind the Oilers bench after the 2008-09 season, ranking second among Edmonton coaches in games coached, wins, losses, ties/overtime losses and winning percentage and ranked 36th all-time in NHL history in wins and 41st in games coached.

The former Oilers' captain has a 17-13 (.567) record in the Stanley Cup Playoffs and became the third coach to lead the Oilers to the Stanley Cup Final.

In 2005-06 MacTavish guided the Oilers to their first trip to the Stanley Cup Final since 1990, as Edmonton fell in seven games to the Carolina Hurricanes. After finishing the regular season in 8th place in the NHL's Western Conference standings with a 41-28-13 record, MacTavish led the Oilers to within a game of their sixth Stanley Cup. In the post-season the Oilers went 15-9 and defeated the President Trophy winning Detroit Red Wings, the San Jose Sharks and the Mighty Ducks of Anaheim on their way to winning the Clarence S. Campbell Bowl as Western Conference champions.

After departing the Oilers organization following the 2008-09 season, MacTavish earned a master's degree in business from Queen's University and spent two years as an analyst for the NHL on TSN.





SCOTT HOWSON

Scott Howson enters his first season as Senior Vice-President of Player Personnel with the Edmonton Oilers, after rejoining the organization in 2013 and spending the past two seasons as the club's Senior Vice-President of Hockey Operations.

In his role, Howson will work closely with Director of Player Personnel Bob Green and will help oversee scouting and development of the club's minor league affiliates and prospects. Howson will also assist President of Hockey Operations and General Manager, Peter Chiarelli and Senior Vice-President of Hockey Operations, Craig MacTavish in managing the Oilers player personnel throughout the organization.



The Toronto, Ontario native was the Oilers Assistant to the General Manager in 2000 and served as the club's Assistant General Manager from 2001-2007, working beside General Manager Kevin Lowe in overseeing the Oilers' hockey operations.

In 2008, Howson was hired as the General Manager of the the Columbus Blue Jackets, in his time with Columbus he compiled a 173-190-59 record and advanced to the Stanley Cup Playoffs for the first time in franchise history in 2008-09, losing in the Conference Quarterfinals to the Detroit Red Wings.

Prior to his arrival in Edmonton, Howson spent six years with the Oilers' American Hockey League affiliates. As General Manager of the Cape Breton Oilers from 1994-96, he oversaw the franchise's move to Hamilton in 1996 and was the Bulldogs' General Manager from 1996-2001.

Howson had a stellar junior hockey career, playing three seasons with the Kingston Canadians (OHA/OHL), compiling 302 points (122G, 180A) in 197 career games, including a 140 point season (57G, 83A) in 1980-81.

His professional career began in 1981-82, when he was awarded the Garry F. Longman Memorial Trophy as the IHL's Most Outstanding Rookie, after recording 120 points (55G, 65A) in 71 games with the Toledo Goaldiggers.

He signed with the New York Islanders as an undrafted free agent in 1981 and split time between the AHL's Springfield Indians and the Islanders. In 110 games with the Indians, he registered 94 points (35G, 59A). He also appeared in 18 games with the Islanders, where he scored five goals and added three assists.



BILL SCOTT

Bill Scott enters his second season with the Oilers as the team's Assistant General Manager. The 34-year-old native of Unionville, Ontario was promoted to the position on April 21, 2014, after serving as General Manager of the Oklahoma City Barons since 2010. He played a key role in the Barons reaching the Calder Cup playoffs in all four of his seasons as General Manager.

Scott works closely with Oilers President of Hockey Operations and General Manager Peter Chiarelli and he also serves as the General Manager for the Oilers American Hockey League affiliate, the Bakersfield Condors.



As a member of the Oilers Hockey Management team, Scott's responsibilities will include player and staff contract negotiations, scheduling, salary arbitration, salary cap management and all day to day administrative duties. He is also the club's liaison to the NHL regarding matters pertaining to the Collective Bargaining Agreement.

Scott served as the Director of Hockey Operations with the American Hockey League for four seasons. His duties included creation of league schedule, assisting in determining player fines and suspensions, supervising regular season and playoff games, and interpreting by-laws as well as the Collective Bargaining Agreement for member teams.

Scott graduated from Michigan State University with a Bachelor's Degree in Business Management. At school, he worked for the men's hockey team which went to the NCAA Frozen Four Tournament in 2001 and served as the ECHL's Manager of Hockey Operations for three seasons.



RICK CARRIERE

Rick Carriere enters his fourth season with the Oilers, after being named Senior Director of Player Development on June 28, 2012.

Carriere, 56, previously served as General Manager of the Western Hockey League's Medicine Hat Tigers from 2000 to 2004 and then scouted for the Tigers until 2012.

The Edmonton native was also a Head Coach in the Western Hockey League, as he guided the Red Deer Rebels from 1994 to 1996 and then became the Tigers' Head Coach and Director of Hockey Operations from 1996 to 2000, prior to moving into the General Manager position.

The University of Alberta alumnus, who received his Bachelor of Education, was an Assistant Coach for the Calgary Flames' American Hockey League affiliate, St. John Flames from 1992 to 1994.

While attending the U of A, Carriere was on the Bears from 1981 to 1985, where he played for Clare Drake and Billy Moores. After graduating from the U of A, Carriere returned to NAIT and began his coaching career as an assistant coach to Perry Pearn from 1985 to 1989. In 1989/90 he took over the Head Coaching position.

Carriere was most recently a teacher at Vimy Ridge Academy where he taught Social Studies and Physical Education and performed on-ice clinics and instruction.





BOB GREEN

Green, 53, enters his first full season as the Oilers Director of Player Personnel, after joining the Oilers scouting staff in 2013 and serving as the Director of Amateur Free Agent Scouting.

In his new role he will work closely with Senior Vice-President of Player Personnel, Scott Howson, to oversee the Edmonton Oilers scouting operations as well as continue to identify and recruit NCAA, CHL and European free agents and develop a free agent priority list.

Prior to joining the Edmonton Oilers, Green served as the General Manager of the Edmonton Oil Kings of the Western Hockey League for six seasons and was honoured as the WHL's Executive of the Year in 2011-12 and 2012-13; in both seasons, Green guided the Oil Kings to the WHL finals. In 2011-12 the Oil Kings posted the best record in the WHL with a mark of 50-15-3-4 for 107 points, capturing the Scotty Munro Memorial Trophy. The Oil Kings went on to capture the Ed Chynoweth Cup, marking their first WHL championship in modern franchise history, as well as earning them a trip to the Memorial Cup.

Green has also spent time throughout his career serving as the Assistant General Manager and Director of Player Personnel for the Medicine Hat Tigers, where he oversaw the Tigers scouting program and WHL Bantam Draft for seven seasons after starting with Medicine Hat in 1993.





KELLY BUCHBERGER

Buchberger, 48, enters his second season as the team's Manager of Player Personnel, after spending six seasons as an assistant coach for the Oilers. In his role he works closely with Assistant General Manager Bill Scott and Senior Vice-President of Hockey Operations Craig MacTavish to oversee the Oilers American Hockey League and ECHL affiliate rosters.


Buchberger made the move to the NHL coaching ranks following a season as Head Coach of the Springfield Falcons. In his lone season behind the Oilers' American Hockey League affiliate's bench, "Bucky" guided the Falcons to a fifth place finish in the AHL's Atlantic Division with a 35-35-10 record in 2007-08. It was the first time since 1998-99 that the Falcons had reached the .500 mark and the 35 win season marked the most victories in a season for Springfield since the Falcons won 35 games in 2001-02. Under Buchberger's guidance the Falcons showed a 21 point improvement over their record of 28-49-3 in 2006-07.

A veteran of 18 National Hockey League seasons, including 13 seasons with the Oilers, Buchberger began his coaching career in 2004-05, serving as Geoff Ward's Assistant Coach with the AHL's Edmonton Road Runners. He served as the Oilers' Development Coach in 2006-07.

During his 18 NHL seasons, the Langenburg, Saskatchewan native played 1,182 regular season games in a career that began during the 1987 Stanley Cup playoffs with the Oilers and concluded in 2003-04 with the Pittsburgh Penguins. He scored 309 points with 105 goals and 204 assists, while registering 2,297 penalty minutes with Edmonton, Atlanta, Los Angeles, Phoenix and Pittsburgh. He added 10-15-25 with 129 penalty minutes in 97 Stanley Cup Playoff games.

After making his NHL debut with the Oilers during the first three games of the 1987 Stanley Cup Final versus Philadelphia, Buchberger would go on to play 795 regular season games in Edmonton before being claimed by the Atlanta Thrashers in the NHL Expansion Draft on June 25, 1999. He ranks 17th on the Oilers all-time scoring list with 82-158-240 and is the team's career leader in penalty minutes with 1,747.

Buchberger was named the Oilers ninth captain in 1995-96 and served in that capacity for four seasons. He was Edmonton's ninth round draft pick in 1985 and was a member of the Oilers 1987 and 1990 Stanley Cup championship teams.





TODD MCLELLAN

Todd McLellan is entering his first season as the Edmonton Oilers Head Coach. McLellan is the 14th Head Coach in Oilers franchise history.

Most recently, McLellan was the Head Coach of Team Canada at the 2015 World Hockey Championship, leading Canada to their first gold medal since 2007 with an undefeated record of 10-0 and an impressive 6-1 win over Team Russia in the gold medal final.

McLellan, 47, has spent the past seven seasons as Head Coach of the San Jose Sharks, posting a record of 311-163-66 in 540 games as the Sharks bench boss. During that span, McLellan led the Sharks to six playoff appearances, four 40-plus win seasons, three 100-point seasons, captured the Presidents' Trophy (2009), three Pacific Division titles and made back-to-back appearances in the Western Conference Final (2010, 2011). No Head Coach in NHL history has won more games in their first four seasons behind the bench than the 195 collected by Todd McLellan.

In, 2010, the Melville, Saskatchewan native became just the third coach in National Hockey League history to record 50-plus wins in his first two seasons as Head Coach. McLellan was named a finalist for the NHL's Jack Adams Trophy in 2008-09 and became just the sixth NHL coach (first since 1990) to lead his team to the Presidents' Trophy, posting a record of 53-18-11 in his first season as a Head Coach.

Prior to joining San Jose, McLellan spent three seasons as an Assistant Coach with the Detroit Red Wings. One of McLellan's key responsibilities was Detroit's power play, which finished first in the NHL in 2005-06 (22.1) and third in 2007-08 (20.7). McLellan won a Stanley Cup in 2008 with the Red Wings, as well as two Presidents' Trophies (2006, '08).

Before entering the NHL coaching ranks, McLellan spent four seasons as a Head Coach with the American Hockey League's Houston Aeros, capturing the 2003 Calder Cup Championship. Under his guidance, McLellan led the Aeros to a 154-111-37-18 mark and was named the 2003 Minor Coach of the Year by The Hockey News. He was also selected to coach two AHL All-Star Games during his tenure in Houston. McLellan also spent the 2000-01 season as Head Coach of the Cleveland Lumberjacks of the International Hockey League.

McLellan spent six seasons in junior hockey as Head Coach with the Swift Current Broncos of the Western Hockey League, where he also served as the General Manager in his final four seasons. He was named the WHL Executive of the year in 1997 and WHL Coach of the Year in 2000. The Broncos also captured division titles in 1996 and 2000 under McLellan.

McLellan played his junior hockey in the WHL with the Saskatoon Blades and was drafted by the New York Islanders in the fifth round (106th overall) in the 1986 NHL Draft. He played parts of two seasons with Springfield in the AHL and played in five games with the Islanders in 1987-88, posting two points (1G, 1A) before a shoulder injury ended his career.





EDMONTON OILERS COACHING RECORDS 1979-80 TO 2014-15

COACH	REGULAR SEASON					PLAYOFFS				SEASONS
	GC	W	L	O/T	PCT.	GC	W	L	PCT.	
Glen Sather	842	464	268	119	.616	126	89	37	.706	1979-80 to 1988-89 and 1993-94
Bryan Watson	18	4	9	5	.361	—	—	—	—	1980-81*
John Muckler	160	75	65	20	.531	40	25	15	.625	1989-90 to 1990-91
Ted Green	188	65	102	21	.402	16	8	8	.500	1991-92 to 1993-94+
George Burnett	35	12	20	3	.386	—	—	—	—	1994-95@
Ron Low	341	139	162	40	.466	28	10	18	.357	1994-95 to 1998-99%
Kevin Lowe	82	32	34	16	.488	5	1	4	.200	1999-00
Pat Quinn	82	27	47	8	.378	—	—	—	—	2009-10
Tom Renney	164	57	85	22	.414	—	—	—	—	2010-11 to 2011-12
Ralph Krueger	48	19	22	7	.469	—	—	—	—	2012-13
Craig MacTavish	661	301	255	105	.535	—	—	—	—	2000-01 to 2003-04, 2014-15
Dallas Eakins	113	36	63	16	.389	—	—	—	—	2013-14 to 2014-15#
Todd Nelson	42	17	22	7	.488	—	—	—	—	2014-15

- * Coached first 18 games of 1980-81 season.
- + Coached first 24 games of 1993-94 season.
- @ Coached first 35 games of 1994-95 season. Relieved of head coaching duties on April 6, 1995.
- % Appointed head coach on April 6, 1995.
- # Coached first 40 games of 2014-15. Relieved of head coaching duties on December 15, 2015.



JAY WOODCROFT

Woodcroft, 38, enters his first season as an Assistant Coach with the Edmonton Oilers. Previously he served as an Assistant Coach with the San Jose Sharks for seven seasons.

Prior to joining San Jose, Woodcroft spent three seasons on the Detroit Red Wings coaching staff from 2005-'08, including their 2008 Stanley Cup Championship season.

Woodcroft has been a part of 397 regular season wins, five Western Conference titles, six Division titles, three Presidents' Trophies and a Stanley Cup championship.

Woodcroft entered the NHL coaching ranks following a six-year minor league playing career. He spent the 2004-05 season in Germany playing for the Stuttgart Wizards and he also spent time with the Corpus Christi Rayz (CHL), Flint Generals (UHL), Anchorage Aces (WCHL), Missouri River Otters (UHL) and Jackson Bandits (ECHL).

The Toronto, Ontario native spent four seasons with the University of Alabama-Huntsville, where he was an Academic All-American and graduated with a degree in finance.





JIM JOHNSON

Johnson, 52, enters his first season with the Oilers as an Assistant Coach, after spending the last three seasons as an Assistant Coach with the San Jose Sharks. He has also served as an Assistant Coach for the Washington Capitals and Tampa Bay Lightning, as well as the interim Head Coach with the Phoenix Coyotes in 1999-'00.

A 14-year NHL defenceman, Johnson has spent over six seasons as a coach in the NHL. Prior to entering the NHL coaching ranks, he spent time coaching for Switzerland's HC Lugano. While working with the Tampa Bay Lightning organization, he also served as the Head Coach for the American Hockey League's Norfolk Admirals during the 2009-10 season and as a Development Coach for the Lightning in 2008-09. Johnson also spent three seasons (2000-02) as an Assistant Coach with the U.S. National Junior Team.

A native of New Hope, Minnesota, Johnson had a standout career at the University of Minnesota-Duluth and was signed by the Pittsburgh Penguins as a free agent in 1985. Johnson played 829 NHL games with Pittsburgh, Minnesota/Dallas, Washington and Phoenix, posting 195 points (29 goals, 166 assists) and 1197 penalty minutes before suffering a career-ending concussion in 1997.

Johnson also represented the United States at four World Championships (1985, 1986, 1987 and 1990) and one Canada Cup (1992).

He is also a co-founder/partner in flexCOACH along with several former NHL players and coaches. flexCOACH delivers online coaching education programs for youth sports coaches.





IAN HERBERS

Herbers, 47, joins the Edmonton Oilers coaching staff for his first year as an Assistant Coach, after spending the past three seasons as Head Coach of the University of Alberta's (U of A) Golden Bears. In 2014-15, he led the men's hockey team to their second straight Canadian Interuniversity Sport (CIS) National Championship.

The Jasper, Alberta native has enjoyed success at the U of A the past three seasons, posting a record of 72-12-0 against conference opponents, 12-1-0 record in conference playoffs, 7-1-0 record in CIS University Cup games, 28-5-0 record in non-conference play and an overall record of 119-19-0.

In 2013, Herbers was named the Canada West Coach of the Year in his inaugural season with the U of A. During his tenure, Herbers' teams also captured three Canada West conference championships, two CIS national championship trophies and the Bears annually ranked as a top-three program in the nation in goals for, fewest goals against, power-play percentage, shots on goal, penalty killing and shorthanded goals.

Herbers also recently served as a coach for Team Canada this past April at the 2015 Under-18 World Hockey Championship in Switzerland, helping Canada capture a bronze medal.

Prior to joining the U of A, Herbers served as Head Coach for the American Hockey League's (AHL) Milwaukee Admirals during the 2011-12 season. He also spent time as an assistant coach for the San Antonio Rampage in the AHL, as well as with the Ontario Hockey League's Saginaw Spirit, and he served as Head Coach and General Manager for the Johnstown Chiefs in the ECHL.

Prior to entering the coaching ranks, Herbers graduated from the U of A and played four seasons with the Golden Bears (1988-92), winning a national championship in 1992. After turning pro he captured a Calder Cup title in 1993 with the Cape Breton Oilers and went on to a playing career that spanned over a decade, including 65 career National Hockey League games with the Oilers, Tampa Bay Lightning and New York Islanders, recording five assists and 79 penalty minutes.





DUSTIN SCHWARTZ

Schwartz, 36, is in his second year with the Oilers and enters his first full season as the club's Goaltending Coach.

Prior to joining the Oilers, Schwartz spent four seasons as a goaltending consultant with the Western Hockey League's Edmonton Oil Kings. During his tenure, he helped the Oil Kings collect two WHL Championships as well as a Memorial Cup in 2014.

The Stettler, Alberta native has also served as a staff member at Vimy Ridge Academy in Edmonton, working as the schools' goaltending instructor as well as teaching science.

Schwartz also served as the goaltending coach for Team Canada in their gold medal performance at the 2013 Ivan Hlinka tournament.

Prior to joining the coaching ranks, Schwartz played five seasons in the CIS for the University of Alberta's Golden Bears, winning a CIS University Cup. He also spent four seasons in the WHL with the Medicine Hat Tigers and the Red Deer Rebels.





MYLES FEE

Myles is entering his seventh season with the Oilers as the club's Video Coach.

Fee, 34, began his career in hockey with the New York Rangers Hockey Club, where he started in Team Services and moved his way up to Video Analyst working directly with the Rangers coaching staff and team management.

The Dauphin, Manitoba native played three years for the Dauphin Kings and received a scholarship to Manhattanville College in Purchase, NY, where he played for four additional years and received his BA in Management and Political Science.





SYLVAIN RODRIGUE

GOALTENDER DEVELOPMENT COACH

Sylvain Rodrigue enters his third season with the Edmonton Oilers organization where he will work under the direction of Goaltending Coach Dustin Schwartz, assisting him with goaltender development and scouting.

Rodrigue, 42, served as a Goaltending Consultant for the DEL's Berlin Eisbären, a member of Germany's top elite league and Fribourg Gotteron of the Swiss Elite League prior to joining the Oilers. He won the DEL championship with Berlin in 2010-11, 2011-12 and 2012-13. He was also a member of Berlin's European trophy championship team in 2010-11.

The Montreal, Quebec native has also worked with HC Lugano (LNA - Swiss Elite League), AIK (Swedish Elite League) and Dusseldorf (DEL - German Elite League) since 2009-10.

Before heading to Europe, Rodrigue worked with the Chicoutimi Saguenéens of the Quebec Major Junior Hockey League from 2003-2009. He assisted Chabot at the Edmonton Oilers 2012 Development Camp and was a goaltending instructor at Hockey Canada's Program of Excellence Goaltending Camp in 2009.



DAVID PELLETIER

SKATING COACH

David Pelletier begins his second season with the Edmonton Oilers as the club's Skating Coach. Pelletier works closely with Senior Director of Player Development, Rick Carriere, as well as the Oilers management team to assist players of all levels with their skating throughout the Oilers organization.

Pelletier, 40, is a three-time Canadian Champion, World Champion, Grand-Prix Final Champion and Olympic Gold Medallist. His 2002 Olympic Gold medal marked Canada's first Olympic Gold in pair's figure skating in 42 years.

The Saybec, Quebec native has also been inducted into the Skate Canada Hall of Fame, the Canadian Olympic Hall of Fame, the Canadian Sports Hall of Fame and is a recipient of the Lou Marsh Trophy, awarded to outstanding Canadian athletes.

Since retiring from professional figure skating, Pelletier has worked as a power skating coach with several professional and junior athletes as well as members of the Canadian National Women's team.



T.D. FORSS HEAD MEDICAL TRAINER

T.D. Forss was named Head Athletic Therapist of the Edmonton Oilers on July 5, 2010. Forss, now in his sixth season with the club, has an extensive background in professional sports, including spending seven years, 2003-2010, as the Head Athletic Therapist for the Canadian Football League's Edmonton Eskimos.

Prior to joining the Eskimos, Forss served as the Assistant Athletic Therapist with the Calgary Flames from 2001-2003 and Athletic Therapist & Strength Coach for the Spokane Chiefs of the Western Hockey League from 1994-98 and 1999-2001.

T.D., who holds a Master of Arts and Bachelor of Physical Education from the University of Alberta, has spent time with Hockey Canada as an Athletic Therapist at the 1992 Spengler Cup as well as the 1996 and 1999 World Junior Hockey Championships. T.D. was selected by Hockey Canada as the Athletic Therapist during the 2012 IIHF Men's World Hockey Championships in Helsinki, Finland.

He is a member of the Canadian Athletic Therapist Association, the National Athletic Trainers Association, the National Strength and Conditioning Association and the Professional Hockey Athletic Trainers Society.

T.D. and his wife, Monica, reside in Edmonton with their children Katelin and Liana.



JEFF LANG HEAD EQUIPMENT MANAGER

Jeff Lang begins his 13th season with the Edmonton Oilers, and sixth as Head Equipment Manager, since joining the team's training staff in 2003-04. The 43-year-old Regina, Saskatchewan native looks after the coordinating of equipment and supplies used by the Oilers as well as equipment inventory, maintenance and repair.

After earning a Certificate of Athletic Therapy from Mount Royal College in 1997, Lang began his career with the Calgary Royals of the Alberta Junior Hockey League. He served four seasons from 1996-97 to 1999-00 as both trainer and equipment manager with the junior team before moving on to Hockey Canada.

With the governing body of hockey in Canada, Lang spent another four seasons (1999-00 to 2002-03) honing his craft as an equipment manager with several national teams. He was a member of the training staff of Canada's gold medal winning 2002 Olympic Team in Salt Lake City, and also won gold medals with Canada's men's national team at the 2002 Spengler Cup and Deutschland Cup teams. He served as equipment manager with the 2003 Under-18 team, which won Canada's first gold medal at the Under-18 World Hockey Championship in Yaroslavl, Russia. Lang, along with T.D. Forss, were part of Team Canada at the 2012 World Hockey Championship in Helsinki, Finland and Lang was also a member of Team Canada at the 2013 World Hockey Championship. Most recently Lang served as the Head Equipment Manager for Team Canada at the 2014 IIHF World Hockey Championship in Minsk, Belarus.

Lang, who was born in Davidson, Saskatchewan, and his wife, Paula, live in Sherwood Park, Alberta with their sons, Hunter and Adam.



CHRIS DAVIE

ASSISTANT ATHLETIC THERAPIST

Chris Davie is entering his 14th season with the Oilers training department. The 39-year-old native of Provost, Alberta works closely with Head Athletic Therapist, T.D. Fors and the Oilers medical staff in injury assessment, treatment and rehabilitation.

A graduate of the University of Alberta's Faculty of Physical Education and Recreation, Davie's first stint with the Oilers came from 1999-00 to 2000-01 when he served as the team's Assistant Athletic Therapist. Following his two seasons with the Oilers he was named the Head Athletic Therapist for the Oilers' American Hockey League affiliate, serving in that role for four seasons. During that span he spent two seasons with the Hamilton Bulldogs (2001-02 to 2002-03) and one each with the Toronto Roadrunners (2003-04) and Edmonton Road Runners (2004-05).

Following the NHL lockout season, Davie joined Toronto and was the Maple Leafs Assistant Athletic Therapist in 2005-06 and 2006-07 before serving as the Head Athletic Therapist for the AHL's Toronto Marlies in 2007-08.

During his career, Davie has also worked on the training staffs of both the Edmonton Eskimos (CFL) and Edmonton Cracker Cats baseball team. He is a member of the Canadian Athletic Therapist Association, the National Athletic Trainers Association, the National Strength and Conditioning Association and the Professional Hockey Athletic Trainers Society.

Chris and his wife, Julie, make Edmonton their home along with sons Benjamin and Sebastian.



BRAD HARRISON

ASSISTANT EQUIPMENT MANAGER

2015-16 marks Brad Harrison's sixth season with the Edmonton Oilers. Before moving to Edmonton, he spent the previous four seasons with the Toronto Marlies in the American Hockey League.

Harrison also had seven years working in Germany as an Equipment Manager as well as helping out Team Canada in several tournaments throughout his career. Brad most recently served as the Assistant Equipment Manager along side Jeff Lang for Team Canada at the 2013 World Hockey Championship in Sweden. Harrison was also a member of Team Canada's staff at the 2006 World Hockey Championship.

In his duties with the Oilers, Harrison looks after outfitting all players from rookie camp right through until the end of the season as well as assisting Jeff Lang in coordinating all equipment and supplies used by the team.

Harrison, and his wife, Jennifer, have two children; Blake (10), and Ryder (6).



SHANE OLMSTED

ASSISTANT EQUIPMENT MANAGER

Olmsted, 26, is entering his second season with the Oilers and first full season as an Assistant Equipment Manager, after spending the previous seven seasons as the visiting NHL team's game day room attendant. Shane works closely with Head Equipment Manager Jeff Lang and Assistant Equipment Manager Brad Harrison on a daily basis, as well as oversees all visiting NHL team's game and practice needs while in Edmonton.

Olmsted was born and raised in Edmonton, Alberta, where he obtained a finance degree from the University of Alberta in 2012 prior to joining the Oilers.



RYAN WILLIAMS

PHYSICAL THERAPIST

Ryan Williams enters his fifth season with the Oilers' training staff as a Physical Therapist. In 2011, he split time between the Oilers and Hockey Canada, where he worked as a Head Therapist at the 2011 World Under-17 Hockey Challenge.

Ryan has worked as a Physical Therapy Consultant with multiple junior hockey teams, including two seasons with the Edmonton Oil Kings from 2008-2010, and has spent time plying his trade with Hockey Alberta and varsity athletics at the University of Alberta.

When not working with the Oilers, Williams practices physical therapy at the Glen Sather Sport Medicine Clinic at the University of Alberta. The Kitscoty, Alberta native graduated from the U of A in 2004 with a Bachelor of Science degree in Physical Therapy.



STEPHEN LINES

MASSAGE THERAPIST

Lines, 38, enters his ninth season as a member of the Oilers training staff. He joined the Oilers in 2007-08 after spending three seasons (2005 to 2007) with the Calgary Stampeders of the Canadian Football League. A Registered Massage Therapist, he holds a degree from the Wellington College of Remedial Massage

Therapies in Winnipeg, Manitoba and has worked closely with Hockey Canada since 2001.

Lines was a member of the Team Canada training staff at the 2008 IIHF World Championship in Halifax, Nova Scotia and Quebec City, Quebec, serving as the Massage Therapist for the silver medal winning hosts. It was his second appearance with Team Canada as he was the Massage Therapist with the 2007 National Junior Team, helping Canada win the gold medal at the IIHF World Junior Hockey Championship in Sweden.

Lines has also worked many of Hockey Canada's development and selection camps for both the men's and women's national teams as well as with the Canadian Under-18 teams. He worked closely with the national team in its preparations for the 2006 Winter Olympics in Torino, Italy.

Born in Victoria, British Columbia, Lines grew-up in Winnipeg, Manitoba, before beginning his professional sports career in Calgary. Besides his work with the Calgary Stampeders and Hockey Canada, he has worked with the Edmonton Oil Kings, Calgary Flames and Calgary Hitmen.



SIMON BENNETT

DIRECTOR, STRENGTH AND CONDITIONING

Simon enters his seventh year with the Oilers and third season as the team's Director of High Performance. In his role, Simon is responsible for developing and implementing all aspects of strength, conditioning and nutrition for players throughout the organization.

Simon is a prominent expert in the field of personal fitness and high performance conditioning. He has changed the lives of countless clients with his relentless commitment to training and education. He works and consults with a long list of high profile business leaders, CEOs and professional athletes.

Simon is president and co-founder of Body by Bennett; a *premier* professional health, wellness and training facility, where he provides an innovative sport-conditioning and athletic development program, in addition to general population programs. He is co-creator of the instructional DVD *Reactive Movement Ability Training for Hockey*, an innovative movement training program for young players. Simon is also a fitness educator and author. He has presented such topics as, athletic conditioning, functional movement training, and peak performance, to sports teams, professional organizations and fitness trainers.



CHAD DRUMMOND

HEAD STRENGTH AND CONDITIONING COACH

Chad Drummond enters his fourth full season with the Oilers as the club's Strength and Conditioning Coach, after assisting Simon Bennett for two seasons (2010-2012). Chad is responsible for the development and implementation of all day-to-day aspects of the teams off ice conditioning.

Prior to joining the Oilers, Chad worked as a trainer/strength coach at Body by Bennett from 2006-2012. During this time, he was responsible for creating the club's group training and yoga programs and also served as Body by Bennett's west end manager.

Chad is a dedicated and influential trainer who has developed the skills necessary to pursue the perfection of strength and conditioning implementation in the realm of professional hockey. Chad is born and raised in Edmonton and has enveloped himself in the life of a personal trainer and has adopted the belief that there is no difference between success and hard work. Chad's philosophy of physical fitness lays in the foundation of the belief that anything is possible through hard work and dedication to one's belief in themselves.

Chad has a strong wealth of experience working with National Hockey League players, Olympic athletes and other world class athletes. He has also been responsible for the education of practicum students from the University of Alberta and the Northern Alberta Institute of Technology.



JOEL SCHNEIDER

ASSISTANT STRENGTH AND CONDITIONING COACH

Joel is entering his second season with the Oilers as the club's Assistant Strength and Conditioning Coach. Joel works closely with Strength and Conditioning Coach Chad Drummond, assisting with the development and implementation of all day-to-day aspects of the team's off-ice conditioning.

Prior to joining the Oilers, Joel was the Head Strength and Conditioning Coach for the Western Hockey League's Edmonton Oil Kings, helping them capture the WHL League Championship in 2012, and eventually winning the Memorial Cup in 2014.

Joel, who was born in Burns Lake BC, moved to Edmonton in 2004 to pursue his post-secondary education. It was Joel's passion for the game of hockey which led him to work as a personal trainer/strength and conditioning coach for eight years at Body by Bennett and for the last three years he has served as the Director of Hockey Operations for Body by Bennett.



JOEY MOSS

DRESSING ROOM ATTENDANT

Although he works behind the scenes with the Edmonton Oilers training staff, Joey Moss is one of the organization's most well-known and beloved members.

Brought to the attention of the Oilers by Wayne Gretzky, Joey has endeared himself to the players, coaches, staff and fans of the Oilers since he began working in the team's dressing room in 1984-85. Joey, born with Down's syndrome, can be seen helping the other members of the Oilers training staff on a daily basis from the start of training camp until the final whistle each spring. Among his many duties, Joey looks after the cleaning of the dressing room, team laundry, the handling of towels and water for games and practices and the distribution of equipment.

Joey is an integral part of the Oilers and has been with them through four of their five Stanley Cup championship seasons. During games, Joey can be found in his customary seat behind the Oilers' bench, where he belts out the loudest version of "O Canada" prior to every home game.

Each season, the Oilers conclude their training camp with the presentation of the Joey Moss Cup to the winners of the annual intra-squad tournament. The tournament began over a decade ago as an evaluation tool for the coaching staff, and has evolved into a charitable fundraising event for various programs throughout Oil Country.

On May 29, 2015, Joey was inducted to the Alberta Sport's Hall of Fame to honour his contributions and dedication made to both the Edmonton Oilers, as well as the Edmonton Eskimos in the Canadian Football League.

Prior to the 2003 NHL All-Star Game in Florida, Joey was presented the NHL Alumni Association's "Seventh Man Award" by Gretzky. The award is presented by the NHL Alumni Association to NHL members "whose behind-the-scene efforts make a difference in the lives of others."

On May 17, 2007, Joey accepted the Mayor's Award from City of Edmonton mayor, Stephen Mandel, in recognition of the Oilers commitment to persons with disabilities.

Outside the dressing room, Joey has lent his name and support to "Joey's Home", an assisted-living home for individuals with developmental disabilities overseen by the Winnifred Stewart Association.

Joey's talents are not confined to just the hockey rink, as he has served with the Edmonton Eskimos training staff during the summers since the 1986 Canadian Football League season.



SOME OF THE FOUNDATION'S PROGRAMS INCLUDE:

INNER CITY HIGH SCHOOL

When the Edmonton Oilers Community Foundation partnered with Edmonton's Inner City High School seven years ago, it was the start of a journey to realize a dream. In spite of the poverty, desperation and dependence that often dominates their lives, high risk youth in Edmonton's inner city now have encouraging teachers and a supportive place to achieve their high school education. Accredited by Alberta Education, Inner City High School offers youth an academic and arts-based focus, and an alternative route to achieving a high school diploma. Each year, everyone celebrates successful graduates and the Foundation awards scholarships to students who wish pursue post-secondary education. Inner City High provides a safe and inspiring place with a strong sense of community, one that goes beyond basic education.



ABBOTSFIELD RECREATION CENTRE

In September 2014, the Edmonton Oilers Community Foundation celebrated the Grand Opening of the newly redeveloped Abbotsfield Recreation Centre in North Edmonton. The City of Edmonton recognized a need to revitalize the area, starting with the hub of the community. The Edmonton Oilers Community Foundation is providing funding to the Abbotsfield Recreation Centre Society to support programs, operations and the purchase of furniture, fixtures and equipment for the new facility.

50/50 PROGRAM

The Edmonton Oilers Community Foundation proudly supports registered charitable organizations and minor hockey and ringette associations in Northern Alberta through 50/50 draws that take place during all Oilers home games. Tickets are \$5 each, 3 for \$10 or 10 for \$20 and can be purchased until the middle of the second intermission. One lucky winner takes home 50% of the pot while the remaining proceeds are shared by the participating organization and the Edmonton Oilers Community Foundation.

SEATS FOR KIDS

Through the generosity of individuals and businesses across Oil Country, the Edmonton Oilers Community Foundation's Seats for Kids program provides unused game tickets to registered charities that provide child and family services in the Edmonton area. These tickets allow many children to experience hockey at Rexall Place and, for many, a once in a lifetime opportunity. Oilers ticket holders can donate their unused tickets to the Foundation in return for a charitable tax receipt.



COMMUNITY CORNER

The Edmonton Oilers Community Foundation hosts a silent auction at every Oilers home game which provides fans with an exciting opportunity to bid on sports memorabilia and collectibles while supporting their community. Fans can view items and place their bids until the end of the second intermission at three Community Corner locations. Funds raised through this initiative continue to support various Foundation activities.



HOCKEY TALKS

The Edmonton Oilers, in partnership with the other six Canadian NHL teams and the NHL, participate in Hockey Talks, a month-long initiative to increase dialogue and awareness about mental health and effective treatments. During the month of February, a game night in each respective city will be dedicated to Hockey Talks to help encourage a national conversation about mental health and wellness. Watch for the limited edition, autographed hat fundraiser in February 2016 in support of Hockey Talks.





ONLINE AUCTIONS

In addition to in-game fundraising initiatives, the Edmonton Oilers Community Foundation continues to host several online auctions through the season. These events feature one-of-a-kind souvenirs, collectibles and game-worn items not available anywhere else.

ICE SCHOOL

In 2003, the EOCF introduced ICE School (In Class Education) or as students call it, Incredibly Cool Education! ICE School is one of Edmonton Public School's inquiring mind sites which allow students to bring real world understanding to what they study during the school year. ICE school brings students to Rexall Place to engage in learner-led, hands-on, inquiry based learning. Students have the opportunity to participate in a week of reading, writing, observing, interviewing and calculating in the ICE School classroom, Rexall Place and other fascinating places around Northlands Park.



EPCOR SHARE A BOOK

Books ignite a love reading that can last a lifetime and are essential to lifelong development, yet many children from low-income families have no books, or very few, to call their own.



The EPCOR Share a Book program provides new books and book bags to Grade 1 students across Northern Alberta and ensures the joy of reading is not limited by financial means. Since the program began, more than 23,000 books have been distributed to over 11,500 students.

SCHOLARSHIPS

The Edmonton Oilers Community Foundation is committed to higher education and since 2001, has provided over \$450,000 in post-secondary scholarships through the University of Alberta, NAIT, Athabasca University, MacEwan University, Norquest College and Inner City High School.

OUTDOOR RINK PROJECTS

In partnership with the Hockey Canada Foundation, the Edmonton Oilers Community Foundation refurbished two outdoor rinks over the past two seasons in the Beacon Heights and Beverly Heights communities. Complete with new boards, gates, lights, nets, players' benches, penalty boxes and fencing, there's plenty of room for shinny, organized hockey and skating and the rinks serve as an important space for the communities to come together.

NORQUEST HOSPITALITY INSTITUTE

In the fall of 2014, the Edmonton Oilers Community Foundation announced a long-term partnership with Norquest College to fund a brand-new Hospitality Institute at the school. The Institute provides hands-on education to students looking to develop leading-edge skills in a broad range of disciplines including guest services, safety, supervision, service industry operations, and event delivery.

EDMONTON OILERS AMBULATORY CLINIC

In honour of the 1984 Stanley Cup Champion Edmonton Oilers, and in partnership with the Edmonton Oilers Community Foundation, net proceeds from the 1984 Stanley Cup Reunion event were directed to the Stollery Children's Hospital Foundation for the creation of the Edmonton Oilers Ambulatory Clinic. This legacy project will strengthen pediatric ambulatory care's 170,000 visits annually where children see pediatric specialists on an outpatient basis.

Thank you!

With the help of our players, coaches, Oilers Ladies, staff and our dedicated fans, we look forward to continuing to change lives in Oil Country.



Each and every season the Edmonton Oilers make a commitment to being a strong community partner. Through this commitment, the organization, players and staff, participate in a number of different events, charitable fundraisers and community programs. Below is a sampling of the Edmonton Oilers community initiatives. For a more complete list, please visit edmontonoilers.com.

PLAYERS OFF ICE

Oilers players are dedicated to their community and play an active role with many community organizations including: Stollery Children's Hospital Foundation, Cross Cancer Institute, Inner City High School, Juvenile Diabetes Research Foundation, Christmas Bureau of Edmonton and Area, and Kids with Cancer Society. Players also visit local hospitals and participate in annual community and school programs.

OILERS HOCKEY SCHOOL

The Edmonton Oilers have joined with the Okanagan Hockey Schools to deliver the Edmonton Oilers Hockey School – presented by Rogers. The Oilers Hockey School provides students the opportunity to experience high caliber training while developing necessary skills to take their minor hockey game to the next level. Current Oiler players along with Oiler Alumni members help guide young athletes in a fun and supportive environment.

OILERS HOCKEY CLINIC

CENOVUS Energy is proud to present the Edmonton Oilers Hockey Clinic, a free clinic hosted in one of Oil Country's rural communities. The Hockey Clinic offers an opportunity for young grassroots players to experience Oilers training sessions spread across three days in their very own community.

SKILLS COMPETITION

The Edmonton Oilers Skills Competition, presented by Rogers, is a fan-focused event that pits Oilers players against each other in an exciting demonstration of hockey skills. Individual competitions include: Puck Control Relay, Fastest Skater, Hardest Shot, Most Accurate Shot and King of the Shootout.

FAN MAIL

While players will make every effort to respond to fan mail, please remember that a personal response is not guaranteed due to the volume of mail each player receives. Write to Oilers players, coaching staff or front office personnel at:

Name

C/O Edmonton Oilers Hockey Club

11230 110 Street, Edmonton, AB T5G 3H7 or email them at

www.edmontonoilers.com



MOLSON CUP

One constant during the Oilers tenure in the NHL has been the Molson Cup. The Molson Cup has played an important role in the history of the Edmonton Oilers over the years since the team joined the NHL in 1979-80. It has been a part of some of the most outstanding achievements in NHL history, including five Stanley Cup championships and the Heritage Classic.

One of the most successful programs ever launched in connection with the National Hockey League, the Molson Cup has become synonymous with excellence, as it is awarded to the player who accumulates the most votes in the three-star voting process over the course of the NHL regular season schedule.

Six times throughout the NHL season, a member of the Edmonton Oilers is selected as the Molson Cup Player of the Month. The Molson Cup is based on the selection of the top three performers of each game as nominated by the Edmonton sports media. Players earn five points each time they are selected one of the game's three stars and the player accumulating the most points at the conclusion of the regular season has his name engraved on the beautiful Molson Cup.

EDMONTON OILERS YEARLY MOLSON CUP WINNERS

1979-80 to 2014-15


1979-80	Wayne Gretzky
1980-81	Wayne Gretzky
1981-82	Wayne Gretzky
1982-83	Wayne Gretzky
1983-84	Wayne Gretzky
1984-85	Wayne Gretzky
1985-86	Wayne Gretzky
1986-87	Wayne Gretzky
1987-88	Wayne Gretzky
1988-89	Grant Fuhr
1989-90	Mark Messier
1990-91	Bill Ranford
1991-92	Joe Murphy
1992-93	Bill Ranford
1993-94	Bill Ranford
1994-95	Bill Ranford
1995-96	Doug Weight
1996-97	Curtis Joseph
1997-98	Curtis Joseph
1998-99	Bill Guerin
1999-00	Tommy Salo
2000-01	Tommy Salo
2001-02	Tommy Salo
2002-03	Tommy Salo
2003-04	Ryan Smyth
2004-05	Not Awarded (NHL Lockout)
2005-06	Ryan Smyth
2006-07	Dwayne Roloson
2007-08	Mathieu Garon
2008-09	Dwayne Roloson
2009-10	Jeff Deslauriers
2010-11	Taylor Hall
2011-12	Taylor Hall
2012-13	Devan Dubnyk
2013-14	Taylor Hall
2014-15	Jordan Eberle



Molson Canadian is a proud sponsor of the Edmonton Oilers.

101 102

101 101



2014-15 EDMONTON OILERS



14 | JORDAN EBERLE



@ebs_14

POSITION: RIGHT WING | **SHOOTS:** RIGHT

HEIGHT: 5-11 | **WEIGHT:** 181 | **DOB:** MAY 15, 1990

BIRTHPLACE: REGINA, SASKATCHEWAN

ACQUIRED: Edmonton's 1st choice, 22nd overall, in the 2008 NHL Entry Draft.

CONTRACT STATUS: Signed through 2018-19 season.

2014-15 HIGHLIGHTS

- Led the team in scoring with 63 points (24G, 39A), assists (39), power play points (21) and power play goals (6)
- Tied for the team lead in goals
- Recorded 14 multi-point games
- Scored his 100th NHL goal Nov. 13 vs. OTT
- Posted his 250th NHL point (assist) Jan. 20 at WSH
- Played his 350th NHL game on Mar. 30 at COL

CAREER HIGHLIGHTS

- Finished the season 2nd on the team in scoring with 65 points (28G, 37A) **(2013-14)**
- Tied for the team lead in goals (28), power play points (20) and game winning goals (4) **(2013-14)**
- Recorded his 200th career NHL point Jan. 29 vs. SJ **(2013-14)**
- Ranked 3rd on the team in points (37), goals (16), and assists (21) **(2012-13)**
- Led the Oilers in points, goals and assists recording, 76 points (34G, 42A) and 10 penalty minutes in 78 games **(2011-12)**
- Finished T-15th in NHL scoring **(2011-12)**
- Posted a team high 20 multi-point games **(2011-12)**
- Recorded his 3rd consecutive two-point night with a goal and assist on Oct. 27 vs. WSH **(2011-12)**
- Posted four points (1G, 3A) Nov. 19 vs. CHI (1st time in career he had a 4-point game) **(2011-12)**
- Registered four points (1G, 3A) and +4 on Feb. 2 vs. CHI **(2011-12)**
- Scored his 30th of the season on Mar. 6 @ SJ **(2011-12)**
- Led Oilers in scoring, recording 43 points (18G, 25A) and 22 PIM in 69 games; he also ranked third on the team in goals (18) **(2010-11)**
- Finished the season ranked 6th in rookie scoring **(2010-11)**
- Played in his 1st NHL game on Oct. 7 vs. CGY registering a goal and assist as well as being named 1st star **(2010-11)**
- Played in the 2011 NHL All-Star Game in Ottawa, posting one assist.

JUNIOR HIGHLIGHTS

- Led all WHL skaters in goals scored (50) and ranked second in the overall scoring race with 106 points **(2009-10)**
- Recorded the highest points-per-game average with 1.86 points per game in the league **(2009-10)**
- Won CHL Player of the Year **(2009-10)**
- Named WHL Player of the Year **(2009-10)**
- Played in 11 games for Springfield (AHL) scoring 14 points (6G, 8A) after the WHL season ended **(2009-10)**
- Finished the year with a team high 42 goals and 75 points in 70 games and ranked 4th in WHL scoring **(2007-08)**
- Named to WHL East First All-Star Team **(2007-08)**
- Received Doc Seaman Trophy for WHL Scholastic Player of the Year **(2007-08)**
- Participated in CHL Top Prospects Game **(2006-07)**

INTERNATIONAL HIGHLIGHTS

- Represented Canada at 2007 Canada Games in Whitehorse, Yukon
- Played in 2007 Ivan Hlinka Memorial Tournament
- A member of Team Canada's gold-medal winning performance at the 2008 IIHF U18 World Hockey Championship. Finished the tournament 2nd in team scoring
- Represented Canada in the 2009 World Junior Hockey Championship in Ottawa, where he placed 3rd in tournament scoring with 13 points (6G, 7A)
- Won silver medal with Canada at the 2010 World Junior Hockey Championship in Regina/Saskatoon, Saskatchewan and was an alternate captain.
- Became Canada's all-time leading goal scorer in the tournament with his 14th career goal
- Represented Canada at the 2010, 2011, 2012 and 2013 World Hockey Championships



EBERLE CAREER STATISTICS

SEASON	TEAM	LEAGUE	REGULAR SEASON					PLAYOFFS				
			GP	G	A	PTS	PIM	GP	G	A	PTS	PIM
2006-07	Regina	WHL	66	28	27	55	32	6	2	5	7	2
2007-08	Regina	WHL	70	42	33	75	20	5	2	4	6	7
2008-09	Regina	WHL	61	35	39	74	20	-	-	-	-	-
	Springfield	AHL	9	3	6	9	4	-	-	-	-	-
2009-10	Canada	WJHC	6	6	7	13	2	-	-	-	-	-
	Regina	WHL	57	50	56	106	32	-	-	-	-	-
	Springfield	AHL	11	6	8	14	0	-	-	-	-	-
	Canada	WJHC	6	8	5	13	4	-	-	-	-	-
2010-11	Canada	WHC	4	1	3	4	0	-	-	-	-	-
	EDMONTON	NHL	69	18	25	43	22	-	-	-	-	-
	Canada	WHC	7	4	0	4	0	-	-	-	-	-
2011-12	EDMONTON	NHL	78	34	42	76	10	-	-	-	-	-
	Canada	WHC	8	4	4	8	0	-	-	-	-	-
2012-13	EDMONTON	NHL	48	16	21	37	16	-	-	-	-	-
	Canada	WHC	8	0	5	5	2	-	-	-	-	-
2013-14	EDMONTON	NHL	80	28	37	65	18	-	-	-	-	-
2014-15	EDMONTON	NHL	81	24	39	63	24	-	-	-	-	-
NHL TOTALS			356	120	164	284	90	-	-	-	-	-

EBERLE VS NHL

OPPONENT	GP	G	A	PTS	PIM
Anaheim	17	5	5	10	2
Arizona	20	3	9	12	4
Boston	6	0	4	4	4
Buffalo	5	0	1	1	2
Calgary	26	10	13	23	10
Carolina	6	4	5	9	4
Chicago	17	6	13	19	6
Colorado	23	10	11	21	6
Columbus	14	7	9	16	2
Dallas	14	2	6	8	4
Detroit	14	5	3	8	2
Edmonton	0	0	0	0	0
Florida	6	4	2	6	0
Los Angeles	16	2	0	2	4
Minnesota	21	6	13	19	6
Montréal	8	1	3	4	2
Nashville	16	10	8	18	2
New Jersey	5	0	4	4	2
NY Islanders	5	1	3	4	0
NY Rangers	6	0	4	4	2
Ottawa	8	3	3	6	0
Philadelphia	6	2	4	6	0
Pittsburgh	6	2	3	5	0
San Jose	20	9	11	20	2
St. Louis	17	4	6	10	6
Tampa Bay	6	2	3	5	0
Toronto	8	7	5	12	0
Vancouver	26	11	7	18	14
Washington	6	1	2	3	0
Winnipeg	8	3	4	7	4
356	120	164	284	90	

EBERLE NHL HIGHLIGHTS

FIRSTS

First GP	10/07/2010	EDM 4 vs. CGY 0
First Goal	10/07/2010	EDM 4 vs. CGY 0
First Asst	10/07/2010	EDM 4 vs. CGY 0
First Goal versus		Miikka Kiprusoff @ 1:24 of period 3

MOSTS

Goals	2 (11X)	MOST RECENTLY 02/02/2015 EDM 5 @ SJ 4 (SO)
Assists	3 (2X)	02/02/2012 EDM 8 vs. CHI 4
Points	4 (2X)	02/02/2012 EDM 8 vs. CHI 4 (1G-3A)
SOG	7 (4X)	12/12/13 EDM 2 vs. BOS 4
PIM	4 (3X)	03/08/2015 EDM 4 @ CAR 7
Hat Tricks	0	
Multi-Pt Games	73	03/21/2015 EDM 5 vs. PHI 4 (OT)

LONGEST PERSONAL STREAKS

Goals	4 (2X)	01/31/2012- 02/06/2012 (6G)
Assists	7 (1X)	03/08/2015- 03/21/2015 (9A)
Pts	7 (1X)	03/08/2015- 03/21/2015 (5G-9A)



5

MARK
FAYNE

POSITION: DEFENCE | SHOOTS: RIGHT

HEIGHT: 6-3 | WEIGHT: 212 | DOB: MAY 15, 1987

BIRTHPLACE: NASHUA, NEW HAMPSHIRE

ACQUIRED: Signed as a free agent on July 1st, 2014.**CONTRACT STATUS:** Signed through 2017-18 season.

2014-15 HIGHLIGHTS

- Led the Oilers in blocked shots (125) and ranked third among Oilers defencemen in hits (81)
- Posted his first point as an Oiler on Oct. 11 at VAN
- Scored his first goal as an Oiler on Oct. 15 at ARI
- Played his 300th career NHL game on Feb. 16 at WPG

CAREER HIGHLIGHTS

- Played his 200th career NHL game on Dec. 28 @ NYI (2013-14)
- Posted career high in penalty minutes (30) and tied career high in goals (4) (2013-14)
- Recorded his first career shorthanded goal on Apr. 7 @ BUF (2012-13)
- Appeared in all 82 games for the first time in his career (2011-12)
- Led all New Jersey defencemen in goals (4) and ranked second among defencemen in points (17) (2011-12)
- Appeared in all 24 career playoff games (2011-12)
- Finished third among New Jersey rookies & first among first-year defensemen with 14 points (4G, 10A) (2010-11)
- Scored his 1st career NHL goal on Dec. 15 vs. PHX (2010-11)
- Played in his 1st NHL on Nov. 22 vs. WSH; recalled that day from Albany (AHL) under emergency conditions (2010-11)
- Made professional debut with Albany (AHL) on Oct. 9th vs. Adirondack (2010-11)

COLLEGE HIGHLIGHTS

- In 139 games with Providence College he had 49 points (16G, 33A) and 105 penalty minutes (2006-10)
- Four-time winner of the Ron Wilson Award as the school's best defenseman (2006-10)
- Led all Providence defensemen in points (22) and goals (5) and registered a team high in assists (17) (2009-10)
- Received a Hockey East All-Conference Team honorable mention (2009-10)
- Winner of Providence's Lou Lamoriello Award as the team's most valuable player (2009-10)
- Named to the conference's All-Rookie Team, also received providence's Rev. Herman Schneider Most Valuable Freshman Award (2006-07)

INTERNATIONAL HIGHLIGHTS

- Represented Team USA at the 2011 World Hockey Championship, marking his first international appearance of his career.



FAYNE CAREER STATISTICS

SEASON	TEAM	LEAGUE	REGULAR SEASON					PLAYOFFS				
			GP	G	A	PTS	PIM	GP	G	A	PTS	PIM
2006-07	Providence	H-East	36	5	7	12	43	-	-	-	-	-
2007-08	Providence	H-East	36	2	4	6	18	-	-	-	-	-
2008-09	Providence	H-East	33	4	5	9	30	-	-	-	-	-
2009-10	Providence	H-East	34	5	17	22	14	-	-	-	-	-
2010-11	NEW JERSEY	AHL	57	4	10	14	27	-	-	-	-	-
	Albany	AHL	19	1	3	4	6	-	-	-	-	-
	USA	WHC	4	0	1	1	0	-	-	-	-	-
2011-12	NEW JERSEY	NHL	82	4	13	17	26	24	0	3	3	6
2012-13	NEW JERSEY	NHL	31	1	5	6	16	-	-	-	-	-
2013-14	NEW JERSEY	NHL	72	4	7	11	30	-	-	-	-	-
2014-15	EDMONTON	NHL	74	2	6	8	14	-	-	-	-	-
	NHL TOTALS		316	15	41	56	113	24	0	3	3	6

FAYNE VS NHL

OPPONENT	GP	G	A	PTS	PIM
Anaheim	6	0	0	0	2
Arizona	9	3	0	3	2
Boston	14	0	1	1	4
Buffalo	13	2	4	6	4
Calgary	7	0	0	0	4
Carolina	16	2	5	7	8
Chicago	6	0	1	1	2
Colorado	6	0	0	0	2
Columbus	8	0	0	0	2
Dallas	7	0	1	1	4
Detroit	8	0	2	2	6
Edmonton	2	0	0	0	0
Florida	15	1	4	5	6
Los Angeles	7	0	1	1	0
Minnesota	6	1	0	1	2
Montréal	13	0	5	5	6
Nashville	6	0	1	1	0
New Jersey	2	0	0	0	0
NY Islanders	21	1	1	2	6
NY Rangers	16	0	1	1	6
Ottawa	12	1	0	1	2
Philadelphia	18	0	2	2	6
Pittsburgh	18	0	2	2	8
San Jose	8	0	1	1	0
St. Louis	6	1	0	1	2
Tampa Bay	16	1	2	3	4
Toronto	14	1	3	4	6
Vancouver	7	0	1	1	2
Washington	15	0	1	1	8
Winnipeg	14	1	2	3	9
316	15	41	56	113	

FAYNE NHL HIGHLIGHTS

FIRSTS

First GP	11/22/2010	NJ vs WSH
First Asst	12/26/2010	NJ vs TOR
First Goal	12/15/2010	NJ vs PHX
First Goal versus		

MOSTS

Goals	1 (15X)	MOST RECENTLY 02/14/2015 EDM @ OTT
Assists	2 (1X)	05/23/2012 NJ @ NYR
Points	1 (56X)	03/12/2015 EDM @ PIT (1A)
SOG	5(2X)	01/12/2014 NJ @ TOR
PIM	6(1X)	02/09/2013 NJ vs. PIT
Hat Tricks	-	-
Multi-Pt Games	-	-

LONGEST PERSONAL STREAKS

Goals	1 (15X)	02/14/2015- 02/14/2015 (1G)
Assists	2 (4X)	03/04/2014- 03/07/2014 (2A)
Pts	1(56X)	03/12/2015- 03/12/2015 (1A)



21 | ANDREW FERENCE

 @Ferknuckle

POSITION: DEFENCE | **SHOOTS:** LEFT

HEIGHT: 5-11 | **WEIGHT:** 182 | **DOB:** MARCH 17, 1979

BIRTHPLACE: SHERWOOD PARK, ALBERTA

ACQUIRED: Signed as a free agent on July 5th, 2013.

CONTRACT STATUS: Signed through 2016-17 season.

2014-15 HIGHLIGHTS

- Ranked third on the team in hits (156) and ranked fourth on the team in blocked shots (86)
- Recorded a three game point streak (3A) Feb. 12-16
- Played his 900th career NHL game Mar. 24 vs. PHI

CAREER HIGHLIGHTS

- Named the 14th Captain in Oilers history on Sept. 29 (2013-14)
- Named the NHL's 2014 King Clancy Memorial Trophy recipient (2013-14)
- Won the Edmonton Oilers Community Service Award (2013-14)
- Recorded his 1st goal as an Oiler on Oct. 7 vs. NJ (2013-14)
- Played his 800th career NHL game on Dec. 27 at CGY (2013-14)
- Registered his 200th career assist on Dec. 28 vs. PHI (2013-14)
- Was one of four Bruins to play in every game (2012-13)
- Won the Stanley Cup with Boston (2011-12)
- Established a career high in goals (6) (2011-12)
- Played his 100th NHL playoff game on Apr. 12 vs. WSH (2011-12)
- Played his 600th NHL game Dec. 16 @ MTL (2010-11)
- Posted a playoff career high three assist effort Apr. 17 @ MTL (2007-08)
- Played his 1st game as a Bruin Feb. 13 vs. EDM (2006-07)
- Recorded his 1st point as a Bruin with an assist Mar. 11 @ DET, which was also his 100th NHL point (2006-07)
- Played his 200th NHL game Dec. 7 vs. PIT (2003-04)
- Played his 1st NHL playoff game and scored his first NHL playoff goal Apr. 12 @ WSH (2000-01)
- Scored his 1st NHL goal Nov. 13 vs. NSH (1999-00)
- Recorded his 1st NHL point with an assist Oct. 16 vs. CHI (1999-00)
- Played his 1st NHL game Oct. 1 @ DAL (1999-00)

JUNIOR HIGHLIGHTS

- Named a WHL First Team All-Star (1998-99)
- Was second on the team in assists and led the team that year with a +75 plus/minus mark (1997-98)
- Named a WHL West First Team All-Star (1997-98)

INTERNATIONAL HIGHLIGHTS

- Represented Canada in the 1999 World Junior Hockey Championship, winning a silver medal, posting three points (1G, 2A) in seven games



FERENCE CAREER STATISTICS

SEASON	TEAM	LEAGUE	REGULAR SEASON					PLAYOFFS				
			GP	G	A	PTS	PIM	GP	G	A	PTS	PIM
1997-98	Prince Albert	WHL	58	5	18	23	37	14	0	7	7	0
1998-99	Kansas City	IHL	5	1	2	3	4	-	-	-	-	-
1999-00	PITTSBURGH	NHL	30	2	4	6	20	-	-	-	-	-
	Wilkes-Barre	AHL	44	8	20	28	58	-	-	-	-	-
2000-01	PITTSBURGH	NHL	36	4	11	15	28	18	3	7	10	16
	Wilkes-Barre	AHL	43	6	18	24	95	3	1	0	1	12
2001-02	PITTSBURGH	NHL	75	4	7	11	73	-	-	-	-	-
2002-03	PITTSBURGH	NHL	22	1	3	4	36	-	-	-	-	-
	Wilkes-Barre	AHL	1	0	0	0	2	-	-	-	-	-
	CALGARY	NHL	16	0	4	4	6	-	-	-	-	-
2003-04	CALGARY	NHL	72	4	12	16	53	12	2	7	9	10
2004-05	Ceske	CZE-2	19	5	6	11	45	-	-	-	-	-
2005-06	CALGARY	NHL	82	4	27	31	85	7	0	4	4	53
2006-07	CALGARY	NHL	54	2	10	12	66	-	-	-	-	-
	BOSTON	NHL	26	1	2	3	31	-	-	-	-	-
2007-08	BOSTON	NHL	59	1	14	15	50	7	0	4	4	6
2008-09	BOSTON	NHL	47	1	15	16	40	3	0	0	0	4
2009-10	BOSTON	NHL	51	0	8	8	16	13	0	1	1	18
2010-11	BOSTON	NHL	70	3	12	15	60	25	4	6	10	37
2011-12	BOSTON	NHL	72	6	18	24	46	7	1	3	4	0
2012-13	Ceske	CZE-2	21	2	5	7	24	-	-	-	-	-
	BOSTON	NHL	48	4	9	13	35	4	0	2	2	4
2013-14	EDMONTON	NHL	71	3	15	18	63	-	-	-	-	-
2014-15	EDMONTON	NHL	70	3	11	14	39	-	-	-	-	-
	NHL TOTALS		901	43	182	225	747	120	8	30	38	122

FERENCE VS NHL

OPPONENT	GP	G	A	PTS	PIM
Anaheim	28	1	9	10	22
Arizona	28	1	1	2	19
Boston	14	1	2	3	27
Buffalo	40	2	8	10	38
Calgary	14	1	3	4	17
Carolina	30	3	9	12	18
Chicago	28	0	6	6	29
Colorado	27	2	5	7	6
Columbus	23	2	5	7	28
Dallas	24	1	7	8	35
Detroit	24	1	2	3	14
Edmonton	26	1	10	11	28
Florida	34	0	4	4	28
Los Angeles	30	0	3	3	18
Minnesota	29	0	5	5	24
Montréal	46	2	5	7	39
Nashville	20	1	3	4	19
New Jersey	35	2	7	9	12
NY Islanders	32	2	9	11	14
NY Rangers	37	6	8	14	46
Ottawa	44	0	11	11	26
Philadelphia	34	1	5	6	19
Pittsburgh	26	0	5	5	18
San Jose	28	0	4	4	12
St. Louis	23	3	7	10	31
Tampa Bay	34	1	9	10	25
Toronto	44	3	10	13	28
Vancouver	33	1	6	7	54
Washington	31	5	3	8	12
Winnipeg	35	0	11	11	41
901	43	182	225	747	

FERENCE NHL HIGHLIGHTS

FIRSTS


First GP	10/01/1999	PIT 4 @ DAL 6
First Asst	10/16/1999	PIT 3 vs. CHI 3
First Goal	11/13/1999	PIT 6 vs. NSH 2
First Goal versus		(Tomas Vokoun) @ 1:28 of period 1

MOSTS

Goals	2 (1X)	01/05/2004 CGY 5 @ NYR 0
Assists	3 (2X)	10/20/2011 BOS 6 vs. TOR 2
Points	3 (3X)	10/20/2011 BOS 6 vs. TOR 2 (OG-3A)
SOG	6 (2X)	02/15/2012 BOS 4 @ MTL 3
PIM	19 (1X)	01/02/2007 CGY 2 vs. VAN 3
Hat Tricks	0	
Multi-Pt Games	29	03/11/2014 EDM 4 vs. MIN 3 (2A)

LONGEST PERSONAL STREAKS

Goals	2 (2X)	01/19/2012 01/21/2012 (2G)
Assists	4 (1X)	12/14/2011 12/23/2011 (5A)
Pts	4 (1X)	12/14/2011 12/23/2011 (OG-5A)



20 | LUKE GAZDIC



@lukegazdic

POSITION: LEFT WING | **SHOOTS:** LEFT
HEIGHT: 6-4 | **WEIGHT:** 225 | **DOB:** JULY 25, 1989
BIRTHPLACE: TORONTO, ONTARIO

ACQUIRED: Claimed off waivers from the Dallas Stars on September 29, 2013.

CONTRACT STATUS: Signed through 2015-16 season.

2014-15 HIGHLIGHTS

- Appeared in 40 games, recording three points (2G, 1A) and 43 penalty minutes
- Scored his first goal on the year and played a season high 10:38 on Feb. 7 at TOR
- Played his 100th career NHL game on Mar. 27 vs. DAL

CAREER HIGHLIGHTS

- Scored his 1st NHL goal on the first shift of his 1st NHL game on Oct. 1 vs. WPG (**2013-14**)
- Ranked T-3rd in the NHL in fighting majors (15) and 11th in penalty minutes (127) (**2013-14**)
- Appeared in 256 career games with the Texas Stars ranking 5th and is the all-time leader in penalty minutes (447), he also holds the single-season Texas records for most major penalties (21) and most penalty minutes (155).
- Led Texas in penalty minutes (102) and was tied for 68th overall in the AHL (**2011-12**)

JUNIOR HIGHLIGHTS

- Appeared in 188 career games with Erie, posting 72 points (42G, 30A) and 407 penalty minutes.
- Led Erie in penalty minutes (127) and ranked 6th on the team in goals (20) (**2008-09**)



GAZDIC CAREER STATISTICS

SEASON	TEAM	LEAGUE	REGULAR SEASON					PLAYOFFS				
			GP	G	A	PTS	PIM	GP	G	A	PTS	PIM
2006-07	Erie	OHL	58	5	8	13	136	-	-	-	-	-
2007-08	Erie	OHL	67	17	12	29	144	-	-	-	-	-
2008-09	Erie	OHL	63	20	10	30	127	5	0	0	0	9
	Idaho	ECHL	2	1	0	1	14	2	0	0	0	0
2009-10	Texas	AHL	49	3	1	4	155	-	-	-	-	-
	Idaho	ECHL	4	1	1	2	10	-	-	-	-	-
2010-11	Texas	AHL	72	9	8	17	110	5	0	0	0	2
2011-12	Texas	AHL	76	11	12	23	102	-	-	-	-	-
2012-13	Texas	AHL	59	4	7	1	80	8	0	0	0	19
2013-14	EDMONTON	NHL	67	2	2	4	127	-	-	-	-	-
2014-15	EDMONTON	NHL	40	2	1	3	43	-	-	-	-	-
NHL TOTALS			107	4	3	7	170	-	-	-	-	-

GAZDIC VS NHL

OPPONENT	GP	G	A	PTS	PIM
Anaheim	7	0	0	0	0
Arizona	5	0	1	1	7
Boston	2	0	0	0	10
Buffalo	3	0	1	1	10
Calgary	7	0	0	0	20
Carolina	3	0	0	0	2
Chicago	3	0	0	0	0
Colorado	5	0	0	0	9
Columbus	2	0	0	0	12
Dallas	3	0	0	0	0
Detroit	2	0	0	0	0
Edmonton	0	0	0	0	0
Florida	2	0	0	0	0
Los Angeles	6	1	0	1	5
Minnesota	5	0	0	0	5
Montréal	3	0	0	0	9
Nashville	3	0	0	0	2
New Jersey	3	0	0	0	0
NY Islanders	3	0	0	0	2
NY Rangers	3	0	0	0	2
Ottawa	3	0	0	0	5
Philadelphia	2	0	0	0	7
Pittsburgh	2	0	0	0	0
San Jose	7	0	0	0	0
St. Louis	6	0	1	1	24
Tampa Bay	2	1	0	1	0
Toronto	3	1	0	1	10
Vancouver	5	0	0	0	5
Washington	2	0	0	0	2
Winnipeg	5	1	0	1	22
107	4	3	7	170	

GAZDIC NHL HIGHLIGHTS

FIRSTS

First GP	10/01/2013	EDM 4 vs. WPG 5
First Asst	10/01/2013	EDM 4 vs. WPG 5
First Goal	10/01/2013	EDM 4 vs. WPG 5
First Goal versus		(Ondrej Pavelec @ 02:21 of period 1)

MOSTS

Goals	1 (4X)	MOST RECENTLY 03/03/2015 EDM 2 vs. LAK 5
Assists	1 (3X)	01/29/2015 EDM 3 vs. BUF 2
Points	1 (7X)	03/03/2015 EDM 2 vs. LAK 5 (1G)
SOG	3 (1X)	01/05/2014 EDM 5 vs. TB 3
PIM	20 (1X)	03/13/2014 EDM 2 @ STL 6
Hat Tricks	-	-
Multi-Pt Games	-	-

LONGEST PERSONAL STREAKS

Goals	1 (4X)	03/03/2015 EDM 2 vs. LAK 5
Assists	1 (3X)	01/29/2015 EDM 3 vs. BUF 2
Pts	1 (7X)	03/03/2015 EDM 2 vs. LAK 5 (1G)



62 | ERIC GRYBA



@grybes02

POSITION: DEFENCE | **SHOOTS:** RIGHT

HEIGHT: 6-4 | **WEIGHT:** 228 | **DOB:** APRIL 14, 1988

BIRTHPLACE: SASKATOON, SASKATCHEWAN

ACQUIRED: From the Ottawa Senators on June 27, 2015, in exchange for the Oilers 107th overall pick (via TOR) in the 2015 NHL Draft and forward Travis Ewanyk

CONTRACT STATUS: Signed through 2015-16 season.

2014-15 HIGHLIGHTS

- Ranked second on the Senators in penalty minutes (97)
- Finished third among Ottawa defencemen in games played (75)
- Ranked sixth on Ottawa in plus/minus (+11)

CAREER HIGHLIGHTS

- Established new NHL career highs in assists (nine), points (11), plus/minus (+9/led Senators defencemen), penalty minutes (64) and games (57) **(2013-14)**
- Recorded the first multi-point game of his NHL career when he earned two assists on Jan. 25 at CAR **(2013-14)**
- Was selected to the 2013 AHL Eastern Conference All-Star Team **(2012-13)**
- Recorded his first career NHL goal on Mar. 23 vs. TB **(2012-13)**
- Registered the first NHL point (assist) on Feb. 19 vs. NYI **(2012-13)**
- Made his NHL debut on Feb. 16 at TOR **(2012-13)**
- Named Binghamton Senators Top Defenceman **(2011-12)**
- Won the AHL Calder Cup with the Binghamton Senators **(2010-11)**

COLLEGE HIGHLIGHTS

- Matched Boston University's single-season high for penalty minutes and concluded his collegiate career as Terriers' all-time leader with 354 penalty minutes
- Captured the 2009 NCAA Men's Ice Hockey Championship with Boston University **(2008-09)**
- Named to NCAA Hockey East Honour Roll **(2006-07)**



GRYBA CAREER STATISTICS

SEASON	TEAM	LEAGUE	REGULAR SEASON					PLAYOFFS				
			GP	G	A	PTS	PIM	GP	G	A	PTS	PIM
2005-06	Green Bay	USHL	56	3	12	15	205	3	1	1	2	27
2006-07	Boston U.	H-East	38	1	3	4	76	-	-	-	-	-
2007-08	Boston U.	H-East	32	1	1	2	54	-	-	-	-	-
2008-09	Boston U.	H-East	45	0	6	6	106	-	-	-	-	-
2009-10	Boston U.	H-East	38	4	6	10	118	-	-	-	-	-
	Binghamton	AHL	6	1	0	1	2	-	-	-	-	-
2010-11	Binghamton	AHL	66	3	4	7	133	10	0	1	1	26
2011-12	Binghamton	AHL	73	5	15	20	95	-	-	-	-	-
2012-13	Binghamton	AHL	38	5	6	11	75	-	-	-	-	-
	OTTAWA	NHL	33	2	4	6	26	4	0	0	0	17
2013-14	OTTAWA	NHL	57	2	9	11	64	-	-	-	-	-
2014-15	OTTAWA	NHL	75	0	12	12	97	6	0	0	0	14
	NHL TOTALS		165	4	25	29	187	10	0	0	0	31

GRYBA VS NHL

OPPONENT	GP	G	A	PTS	PIM
Anaheim	3	0	1	1	4
Arizona	3	0	1	1	2
Boston	12	0	1	1	4
Buffalo	9	1	0	1	11
Calgary	4	0	2	2	0
Carolina	5	0	2	2	6
Chicago	3	0	0	0	4
Colorado	4	0	0	0	4
Columbus	6	0	1	1	24
Dallas	3	0	0	0	2
Detroit	6	1	0	1	2
Edmonton	4	0	0	0	21
Florida	6	0	0	0	8
Los Angeles	3	0	1	1	4
Minnesota	2	0	1	1	0
Montréal	10	0	2	2	13
Nashville	3	0	0	0	0
New Jersey	7	0	0	0	8
NY Islanders	8	0	1	1	8
NY Rangers	9	0	3	3	10
Ottawa	0	0	0	0	0
Philadelphia	6	0	1	1	0
Pittsburgh	7	0	1	1	6
San Jose	3	0	0	0	0
St. Louis	3	0	1	1	9
Tampa Bay	10	1	0	1	10
Toronto	12	0	2	2	11
Vancouver	4	0	2	2	4
Washington	6	0	2	2	6
Winnipeg	4	1	0	1	6
165	4	25	29	187	

GRYBA NHL HIGHLIGHTS

FIRSTS

First GP	02/16/2013	OTT @ TOR
First Asst	02/19/2013	OTT vs. NYI
First Goal	03/23/2013	OTT vs. TB
First Goal versus		(Mathieu Garon)

MOSTS

Goals	1 (4X)	MOST RECENTLY 03/08/2014 OTT @ WPG
Assists	2 (1X)	01/25/2014 OTT @ CAR
Points	2 (1X)	01/25/2014 OTT @ CAR
SOG	5 (2X)	04/20/2013 OTT vs. TOR
PIM	20 (1X)	10/28/2014 OTT @ CBJ
Hat Tricks	-	-
Multi-Pt Games	1	01/25/2014 OTT @ CAR

LONGEST PERSONAL STREAKS

Goals	1 (1X)	03/08/2014 03/08/2014 (1G)
Assists	2 (2X)	12/07/2014 12/11/2014 (2A)
Pts	2 (2X)	12/07/2014 12/11/2014 (2A)



4

TAYLOR
HALL

@hallys04

POSITION: LEFT WING | SHOOTS: LEFT

HEIGHT: 6-1 | WEIGHT: 201 | DOB: NOVEMBER 14, 1991

BIRTHPLACE: CALGARY, ALBERTA

ACQUIRED: Edmonton's 1st choice, 1st overall, in the 2010 NHL Entry Draft.**CONTRACT STATUS:** Signed through 2019-20 season.

2014-15 HIGHLIGHTS

- Ranked third on the Oilers in points (38) and fourth on the team in goals (14) and assists (24)
- Played his 250th NHL game and posted a multi-point game (2G, 1A) Oct. 15 at ARI
- Scored his first career penalty shot (Ben Bishop) and recorded a multi-point game (1G, 1A) Oct. 20 vs. TB
- Scored his 100th NHL goal on Nov. 25 at DAL
- Registered his 250th NHL point on Jan. 6 vs. DET
- Notched his 150th NHL assist on Jan. 11 vs. FLA

CAREER HIGHLIGHTS

- Posted career highs in games, points, assists and tied career high in goals (2013-14)
- Led the Oilers in scoring (80), assists (53) and ranked 2nd in goals (27) (2013-14)
- Finished T-6th in the NHL in scoring and 4th in the Western Conference (2013-14)
- Was the first Oiler in 26 years to finish top 10 in NHL scoring two years in-a-row (2013-14)
- Ranked 2nd in the NHL in even strength assists (42) (2013-14)
- Recorded a four-point game (3G, 1A) and scored his 4th career hat trick Dec. 5 vs. COL (2013-14)
- Played a career high in ice time (27:10) on Mar. 20 vs. BUF (2013-14)
- Scored two goals on Oct. 17 vs. NYI; his two goals in eight seconds set a new Oilers record for the fastest two goals by an Oiler, breaking Wayne Gretzky's previous record of nine seconds (Feb. 18/81 vs. STL) (2013-14)
- Played in his 200th career NHL game on Dec. 17 at LA (2013-14)
- Posted his 100th career NHL assist on Dec. 28 vs. PHI (2013-14)
- Registered his 200th career NHL point on Feb. 6 at NYR (2013-14)
- Led the Oilers in scoring (50), assists (43), 2nd in goals (16) and 3rd in power play goals in 45 games (2012-13)
- Recorded a career high five-point game (1G, 4A) Apr. 3 @ CGY (2012-13)
- Set Oilers record for fastest three goals to start a game (7:53), breaking Wayne Gretzky's previous record of 12:38 (2012-13)
- Registered his 2nd career hat trick on Nov. 19 vs. CHI (2011-12)
- Recorded his 1st career hat trick (natural hat trick) on Feb. 19 vs. ATL (2010-11)
- Scored his 1st NHL goal (and added an assist) on Oct. 28 @ CBJ (2010-11)
- Collected his 1st NHL point (assist on Shawn Horcoff GWG) on Oct. 10 vs. FLA (2010-11)
- Played in his 1st NHL game on Oct. 7 vs. CGY (2010-11)
- Ranked 4th in rookie goals and 1st amongst rookie forwards for time on ice (18:12) (2010-11)
- Ranked 2nd in team scoring (42), 1st in goals (22), 1st in power play goals (8), 2nd in game winning goals (4) (2010-11)
- Selected by the Oilers with Edmonton's first-ever number one overall draft pick (2009-10)

JUNIOR HIGHLIGHTS

- Won Ed Chynoweth award as leading scorer in Memorial Cup with nine points (5G,4A) (2009-10)
- Appeared in 57 games with the Windsor Spitfires helping them capture their second consecutive Memorial Cup (2009-10)
- Tallied 106 points (40G, 66A) which was tied for 1st in OHL scoring and was tied for 2nd in the CHL in points (2009-10)
- Awarded the Stafford Smythe Memorial Trophy as Memorial Cup's most valuable player for the second year in a row after winning it in 2008-09; he was the first player in history to win the award twice in a row (2008-10)
- Awarded the Wayne Gretzky 99 Award as Playoff MVP (2008-09)
- Awarded Stafford Smythe Memorial Trophy as Memorial Cup's most valuable player (2008-09)
- Made his OHL debut in 2007-08, scoring a team-high 45 goals and adding 39 assists for 84 points (2007-08)
- Named OHL and CHL Rookie of the Year (2007-08)

INTERNATIONAL HIGHLIGHTS

- Played in the 2010 World Junior Hockey Championship in Saskatchewan and finished 3rd in overall scoring with 12 points (6G,6A) in 12 games, as he helped Canada to a silver medal
- Won Gold with Canada at the 2008 Ivan Hlinka Memorial Tournament in Slovakia
- Represented Canada at the 2008 IIHF U18 World Hockey Championship in Kazan, Russia. Finished 5th in tournament scoring with nine points in seven games helping Canada to Gold



HALL CAREER STATISTICS

SEASON	TEAM	LEAGUE	REGULAR SEASON					PLAYOFFS				
			GP	G	A	PTS	PIM	GP	G	A	PTS	PIM
2007-08	Windsor	OHL	63	45	39	84	22	5	2	3	5	2
2008-09	Windsor	OHL	63	38	52	90	60	20	16	20	36	12
2009-10	Windsor	OHL	57	40	66	106	56	19	17	18	35	32
2010-11	EDMONTON	NHL	65	22	20	42	27	-	-	-	-	-
2011-12	EDMONTON	NHL	61	27	26	53	36	-	-	-	-	-
2012-13	EDMONTON	NHL	45	16	34	50	33	-	-	-	-	-
	Canada	WHC	8	2	1	3	0	-	-	-	-	-
2013-14	EDMONTON	NHL	75	27	53	80	44	-	-	-	-	-
2014-15	EDMONTON	NHL	53	14	24	38	40	-	-	-	-	-
	NHL TOTALS		299	106	157	263	180	-	-	-	-	-

HALL VS NHL

OPPONENT	GP	G	A	PTS	PIM
Anaheim	17	3	7	10	12
Arizona	17	6	12	18	8
Boston	4	0	1	1	2
Buffalo	4	2	0	2	4
Calgary	20	5	10	15	12
Carolina	4	1	3	4	0
Chicago	15	9	12	21	4
Colorado	19	12	11	23	8
Columbus	10	4	8	12	15
Dallas	16	5	7	12	8
Detroit	12	2	3	5	6
Edmonton	0	0	0	0	0
Florida	4	0	4	4	4
Los Angeles	15	3	6	9	4
Minnesota	15	3	6	9	21
Montréal	6	2	2	4	2
Nashville	13	6	7	13	4
New Jersey	5	2	2	4	0
NY Islanders	5	3	1	4	4
NY Rangers	5	0	2	2	2
Ottawa	6	2	2	4	8
Philadelphia	4	3	2	5	4
Pittsburgh	3	1	2	3	0
San Jose	21	8	10	18	12
St. Louis	14	5	7	12	8
Tampa Bay	5	4	3	7	2
Toronto	5	3	4	7	0
Vancouver	24	6	16	22	18
Washington	4	1	0	1	0
Winnipeg	7	5	7	12	8
299	106	157	263	180	

HALL NHL HIGHLIGHTS

FIRSTS

First GP	10/07/2010	EDM 4 vs. CGY 0
First Asst	10/10/2010	EDM 3 vs. FLA 2
First Goal	10/28/2010	EDM 2 @ CBJ 3
First Goal versus		Mason, Steve @ 9:57 of period 3

MOSTS

Goals	3 (3X)	MOST RECENTLY 12/05/2013 EDM 8 vs. COL 2
Assists	4 (1X)	04/03/2013 EDM 8 @ CGY 2
Points	5 (1X)	04/03/2013 EDM 8 @ CGY 2
SOG	10 (1X)	04/01/2014 EDM 4 @ SJ 5
PIM	9 (1X)	03/03/2011 EDM 4 vs. CBJ 2
Hat Tricks	4	12/05/2013 EDM 8 vs. COL 2 (3G)
Multi-Pt Games	63	04/11/2015 EDM @ VAN (1G, 1A)

LONGEST PERSONAL STREAKS

Goals	4 (2X)	03/08/2012- 03/14/2012 (4G)
Assists	6 (1X)	01/18/2014- 01/29/2014 (8A)
Pts	6 (1X)	01/18/2014- 01/29/2014 (8A)



23 | MATT HENDRICKS

 @MattHendy26

POSITION: LEFT WING | **SHOOTS:** LEFT

HEIGHT: 6-0 | **WEIGHT:** 207 | **DOB:** JUNE 17, 1981

BIRTHPLACE: BLAINE, MINNESOTA

ACQUIRED: From the Nashville Predators on January 15th, 2014 in exchange for goaltender Devan Dubnyk.

CONTRACT STATUS: Signed through 2016-17 season.

2014-15 HIGHLIGHTS

- Ranked second on the team in hits (220) and ranked second among forwards in blocked shots (72)
- Played his 350th career NHL game on Oct. 29 vs. NSH
- Appeared in his 400th career NHL game on Mar. 9 at DET

CAREER HIGHLIGHTS

- Acquired from Nashville in exchange for Devan Dubnyk on Jan. 15 (2013-14)
- Recorded 1st goal as an Oiler on Jan. 24 @ PHX (2013-14)
- Played first game as an Oiler on Jan. 16 @ MIN (2013-14)
- Named Oilers Unsung Hero (2013-14)
- Led the Washington Capitals - and ranked 25th in the NHL in penalty minutes (73) (2012-13)
- Won a career-high 56.8 percent of the face-offs he took (147 of 259) (2012-13)
- Tied for the NHL lead in shootout percentage among skaters taking at least three attempts (83.3) (2011-12)
- Set a career high in average ice time (12:07) (2011-12)
- Played his 200th career NHL contest on March 8 vs. Tampa Bay (2011-12)
- Scored his first career playoff goal in a game seven victory of the Eastern Conference Quarterfinals on April 25th vs. BOS (2011-12)
- Set career highs in points (25), assists (16) and penalty minutes (110), while tying a personal best in goals (9) (2010-11)
- Led the Capitals in penalty minutes (110), ranked second in hits (169) and tied for third on the club in game-winning goals (3) (2010-11)
- His first career shorthanded goal was also his first game-winning marker on Dec. 21 at MIN (2009-10)
- Made his NHL debut on March 10 vs. ATL, and picked up 11 penalty minutes (2008-09)
- Named an American Conference starter for the 2005 ECHL All-Star Game (2004-05)
- Nashville's 5th round selection, 131st overall in the 2000 NHL Draft

COLLEGE HIGHLIGHTS

- Amassed 112 points (54G, 58A) in 153 games at St. Cloud State (WCHA) (200-04)
- Finished his career 14th on the school's all-time Division I scoring list.
- Served as team captain and was recipient of the Frank Brimsek Award as SCSU MVP during his senior season (2003-04)
- Led St. Cloud in goals (18) during his junior season (2002-03)
- Won the 2001 WCHA playoff title as a freshman

INTERNATIONAL HIGHLIGHTS

- Captained Team USA at the 2015 World Hockey Championship.



HENDRICKS CAREER STATISTICS

SEASON	TEAM	LEAGUE	REGULAR SEASON					PLAYOFFS				
			GP	G	A	PTS	PIM	GP	G	A	PTS	PIM
2000-01	St. Cloud	NCAA	37	3	9	12	23	-	-	-	-	-
2001-02	St. Cloud	NCAA	42	19	20	39	74	-	-	-	-	-
2002-03	St. Cloud	NCAA	37	18	18	36	64	-	-	-	-	-
2003-04	St. Cloud	NCAA	36	13	11	24	32	-	-	-	-	-
	Milwaukee	AHL	1	0	0	0	2	-	-	-	-	-
2004-05	Lowell	AHL	15	1	2	3	10	-	-	-	-	-
	Florida	ECHL	54	24	26	50	94	4	0	0	0	4
2005-06	Rochester	AHL	56	13	14	27	84	-	-	-	-	-
2006-07	Hershey	AHL	65	18	26	44	105	19	8	4	12	18
2007-08	Providence	AHL	67	22	30	52	121	10	0	3	3	6
2008-09	COLORADO	NHL	4	0	0	0	13	-	-	-	-	-
	Lake Erie	AHL	43	14	15	29	71	-	-	-	-	-
2009-10	COLORADO	NHL	56	9	7	16	74	6	0	0	0	0
2010-11	WASHINGTON	NHL	77	9	16	25	110	7	0	0	0	4
2011-12	WASHINGTON	NHL	78	4	5	9	95	14	1	1	2	6
2012-13	WASHINGTON	NHL	48	5	3	8	73	7	0	0	0	0
2013-14	NASHVILLE	NHL	44	2	2	4	54	-	-	-	-	-
	EDMONTON	NHL	33	3	0	3	58	-	-	-	-	-
2014-15	EDMONTON	NHL	71	8	8	16	76	-	-	-	-	-
	NHL TOTALS		411	40	41	81	553	34	1	1	2	10

HENDRICKS VS NHL

OPPONENT	GP	G	A	PTS	PIM
Anaheim	14	0	4	4	51
Arizona	11	2	1	3	18
Boston	17	1	2	3	38
Buffalo	15	2	3	5	11
Calgary	13	0	1	1	17
Carolina	24	4	1	5	29
Chicago	11	1	1	2	16
Colorado	6	1	0	1	12
Columbus	8	0	0	0	2
Dallas	8	0	3	3	25
Detroit	12	0	4	4	10
Edmonton	6	1	0	1	4
Florida	22	4	4	8	29
Los Angeles	14	3	0	3	17
Minnesota	16	2	1	3	10
Montréal	16	2	2	4	25
Nashville	9	0	0	0	2
New Jersey	15	0	1	1	23
NY Islanders	17	3	0	3	21
NY Rangers	17	3	3	6	20
Ottawa	13	1	1	2	4
Philadelphia	13	1	2	3	22
Pittsburgh	12	0	1	1	21
San Jose	15	0	1	1	9
St. Louis	11	1	1	2	21
Tampa Bay	21	1	1	2	35
Toronto	14	1	1	2	25
Vancouver	16	2	1	3	4
Washington	4	0	0	0	7
Winnipeg	21	4	1	5	25
411	40	41	81	553	

HENDRICKS NHL HIGHLIGHTS

FIRSTS

First GP	03/10/2009	COL vs. ATL
First Asst	12/22/2009	COL vs. ANA
First Goal	10/10/2009	COL @ CHI
First Goal versus		(Cristobal Huet)

MOSTS

Goals	2 (1X)	MOST RECENTLY 01/14/2015 EDM vs. NYI
Assists	2 (3X)	10/22/2011 WSH vs. DET
Points	2 (3X)	10/22/2011 WSH vs. DET (2G-1A)
SOG	5 (4X)	11/07/2014 EDM @ BUF
PIM	15 (1X)	02/01/2013 WSH vs. PHI
Hat Tricks	0	
Multi-Pt Games	5	01/04/2015 EDM @ NYI (2G)

LONGEST PERSONAL STREAKS

Goals	2 (2X)	01/22/2011 01/26/2011 (2G)
Assists	2 (5X)	03/08/2015 03/09/2015 (2A)
Pts	3 (1X)	12/21/2009 12/26/2009 (1G-2A)



77 | OSCAR KLEFBOM

 @Klefbom93

POSITION: DEFENCE | **SHOOTS:** LEFT
HEIGHT: 6-3 | **WEIGHT:** 215 | **DOB:** JULY 20, 1993
BIRTHPLACE: KARLSTAD, SWEDEN

ACQUIRED: Edmonton's 2nd selection, 1st round, 19th overall in the 2011 NHL Draft.

CONTRACT STATUS: Signed through 2022-23 season.

2014-15 HIGHLIGHTS

- Recorded career highs in points (20), goals (2) and assists (18)
- Ranked second on the team among defencemen in points and third on the team in blocked shots (102)
- Ranked second on the Oilers in average time on ice (21:59)

CAREER HIGHLIGHTS

- Recorded his first NHL goal on Mar. 28 vs. ANA (**2013-14**)
- Played his first NHL game and posted his 1st NHL point (assist) on Mar. 11 @ MIN (**2013-14**)

INTERNATIONAL HIGHLIGHTS

- Represented Sweden at the 2011 Under-18 World Junior Hockey Championship
- Was a member of Team Sweden at the 2012 World Hockey Championship
- Represented Sweden at the 2015 World Hockey Championship

JUNIOR HIGHLIGHTS

- Registered 42 points (16G, 26A) and 43 penalty minutes in 69 career games with Farjestads Jr.



KLEFBOM CAREER STATISTICS

SEASON	TEAM	LEAGUE	REGULAR SEASON					PLAYOFFS				
			GP	G	A	PTS	PIM	GP	G	A	PTS	PIM
2009-10	Munkfors	SWE-3	3	0	1	1	0	--	--	--	--	--
	Skare	SWE-3	2	0	0	0	2	--	--	--	--	--
2010-11	Skare	SEL	12	0	1	1	0	--	--	--	--	--
	Farjestads	SEL	23	1	1	2	2	--	--	--	--	--
2011-12	Farjestads	SEL	33	2	0	2	4	11	0	1	1	2
	Sweden	WJHC	6	1	1	2	8	--	--	--	--	--
2012-13	Farjestads	SEL	11	0	3	3	2	--	--	--	--	--
2013-14	EDMONTON	NHL	17	1	2	3	0	--	--	--	--	--
	Oklahoma City	AHL	48	1	9	10	10	--	--	--	--	--
2014-15	EDMONTON	NHL	60	2	18	20	4	--	--	--	--	--
	Oklahoma City	AHL	9	1	7	8	4	--	--	--	--	--
NHL TOTALS			77	3	20	23	4	--	--	--	--	--

KLEFBOM VS NHL

OPPONENT	GP	G	A	PTS	PIM
Anaheim	7	1	0	1	0
Arizona	3	0	1	1	0
Boston	2	0	1	1	0
Buffalo	2	1	0	1	0
Calgary	5	0	0	0	0
Carolina	2	0	0	0	0
Chicago	2	0	0	0	0
Colorado	4	0	1	1	0
Columbus	2	0	2	2	0
Dallas	2	0	0	0	0
Detroit	3	0	0	0	0
Edmonton	0	0	0	0	0
Florida	2	0	0	0	0
Los Angeles	5	0	3	3	0
Minnesota	4	0	3	3	0
Montréal	1	0	2	2	0
Nashville	2	0	0	0	0
New Jersey	1	1	0	1	0
NY Islanders	2	0	0	0	0
NY Rangers	1	0	0	0	0
Ottawa	1	0	0	0	0
Philadelphia	2	0	0	0	0
Pittsburgh	2	0	1	1	0
San Jose	7	0	2	2	2
St. Louis	4	0	0	0	2
Tampa Bay	1	0	0	0	0
Toronto	2	0	1	1	0
Vancouver	2	0	1	1	0
Washington	1	0	1	1	0
Winnipeg	3	0	1	1	0
77	3	20	23	4	

KLEFBOM NHL HIGHLIGHTS

FIRSTS

First GP	03/11/2014	EDM 4 @ MIN 3
First Asst	04/01/2014	EDM 4 @ SJ 5
First Goal	03/28/2014	EDM 4 vs. ANA 3
First Goal versus		(Jonas Hiller @ 08:26 of Period 3)

MOSTS

Goals	1 (3X)	MOST RECENTLY 02/09/2015 EDM 2 @ NJ 1
Assists	2 (1X)	02/12/2015 EDM 4 @ MTL 3 (OT)
Points	2 (1X)	02/12/2015 EDM 4 @ MTL 3 (OT)
SOG	7 (1X)	03/06/2015 EDM 1 @ CHI 2
PIM	--	--
Hat Tricks	--	--
Multi-Pt Games	1	02/12/2015 EDM 4 @ MTL 3 (OT) (2A)

LONGEST PERSONAL STREAKS

Goals	1 (3X)	02/09/2015 EDM 2 @ NJ 1
Assists	2 (1X)	02/12/2015 EDM 4 @ MTL 3 (OT)
Pts	2 (1X)	02/12/2015 EDM 4 @ MTL 3 (OT)



12 | ROB KLINKHAMMER

 @Bobbyklink

POSITION: LEFT WING | **SHOOTS:** LEFT

HEIGHT: 6-3 | **WEIGHT:** 214 | **DOB:** AUGUST 12, 1986

BIRTHPLACE: LETHBRIDGE, ALBERTA

ACQUIRED: From the Pittsburgh Penguins on January 2, 2015, along with Pittsburgh's 1st round pick in the 2015 NHL Draft, in exchange for David Perron.

CONTRACT STATUS: Signed through 2015-16 season.

2014-15 HIGHLIGHTS

- Scored his first goal as an Oiler on Mar. 9 at DET
- Posted his first point as an Oiler in his first game on Jan. 4 vs. NYI
- Ranked second on the Oilers in hits (156)
- Ranked 15th in the NHL in hits (236)

CAREER HIGHLIGHTS

- Posted career highs in goals (11), assists (9), points (20) and games (72) **(2013-14)**
- Tied for the team lead in plus/minus (+6) **(2013-14)**
- Ranked second on the team with 168 hits **(2013-14)**
- Collected his 1st career multi-goal game (2G) on Oct. 13 at CAR **(2013-14)**
- Scored his 1st career NHL goal on Mar. 9 vs. DAL **(2012-13)**
- Recorded his first NHL point (assist) on Mar. 8 vs. NYR **(2011-12)**
- Made his NHL debut on Dec. 8 vs. DAL **(2010-11)**

JUNIOR HIGHLIGHTS

- Posted a career high in points (73), goals (33), assists (40) and penalty minutes (99) **(2006-07)**
- Recorded 119 points (55G, 64A) and 241 penalty minutes in 205 career WHL games.



KLINKHAMMER CAREER STATISTICS

SEASON	TEAM	LEAGUE	REGULAR SEASON					PLAYOFFS				
			GP	G	A	PTS	PIM	GP	G	A	PTS	PIM
2003-04	Lethbridge	WHL	25	2	3	5	12	—	—	—	—	—
2004-05	Lethbridge	WHL	72	14	12	26	81	5	0	1	1	4
2005-06	Lethbridge	WHL	35	5	7	12	15	—	—	—	—	—
2006-07	Seattle	WHL	32	3	5	8	37	7	0	1	1	6
	Seattle	WHL	1	0	0	0	9	—	—	—	—	—
2006-07	Portland	WHL	37	23	19	42	70	—	—	—	—	—
	Brandon	WHL	28	10	21	31	29	11	4	4	8	—
	Norfolk	AHL	66	12	12	24	41	—	—	—	—	—
2007-08	Rockford	AHL	76	15	18	33	32	4	0	1	1	0
2008-09	Rockford	AHL	72	10	13	23	38	4	1	1	2	7
2010-11	Rockford	AHL	76	17	29	46	63	—	—	—	—	—
2011-12	CHICAGO	NHL	1	0	0	0	0	—	—	—	—	—
	Rockford	AHL	18	2	4	6	6	—	—	—	—	—
	Binghamton	AHL	35	12	23	35	30	—	—	—	—	—
2012-13	OTTAWA	NHL	15	0	2	2	2	—	—	—	—	—
	Portland	AHL	53	14	30	44	36	—	—	—	—	—
2013-14	PHOENIX	NHL	22	5	6	11	10	—	—	—	—	—
2013-14	PHOENIX	NHL	72	11	9	20	19	—	—	—	—	—
2014-15	ARIZONA	NHL	19	3	0	3	4	—	—	—	—	—
	PITTSBURGH	NHL	10	1	2	3	0	—	—	—	—	—
	EDMONTON	NHL	40	1	2	3	23	—	—	—	—	—
NHL TOTALS			179	21	21	42	58	—	—	—	—	—

KLINKHAMMER VS NHL

OPPONENT	GP	G	A	PTS	PIM
Anaheim	9	1	0	1	2
Arizona	0	0	0	0	0
Boston	2	0	0	0	0
Buffalo	3	0	0	0	0
Calgary	11	4	0	4	0
Carolina	4	2	0	2	2
Chicago	6	1	2	3	2
Colorado	9	1	0	1	4
Columbus	6	0	1	1	0
Dallas	7	1	0	1	2
Detroit	7	2	1	3	4
Edmonton	7	1	2	3	0
Florida	6	0	0	0	2
Los Angeles	11	2	1	3	6
Minnesota	8	1	1	2	2
Montréal	6	0	0	0	0
Nashville	5	1	1	2	2
New Jersey	5	0	0	0	0
NY Islanders	6	2	2	4	0
NY Rangers	4	0	2	2	0
Ottawa	4	1	0	1	0
Philadelphia	4	1	1	2	0
Pittsburgh	5	0	0	0	4
San Jose	7	0	2	2	4
St. Louis	8	0	1	1	4
Tampa Bay	6	0	1	1	0
Toronto	6	0	1	1	9
Vancouver	7	0	1	1	4
Washington	4	0	0	0	0
Winnipeg	6	0	1	1	5
179	21	21	42	58	

KLINKHAMMER NHL HIGHLIGHTS

FIRSTS

First GP	12/08/2010	CHI vs. DAL
First Asst	03/08/2012	OTT vs. NYR
First Goal	03/09/2013	ARI vs. DAL
First Goal versus		(Kari Lehtonen) @ 7:31 of period 1

MOSTS

Goals	2 (2X)	MOST RECENTLY 12/12/2013 ARI vs. NYI
Assists	1 (21X)	02/07/2015 EDM @ TOR
Points	3 (12X)	12/12/2013 ARI vs. NYI
SOG	4 (7X)	03/09/2015 EDM @ DET
PIM	7 (1X)	02/07/2015 EDM @ TOR
Hat Tricks	—	—
Multi-Pt Games	3	12/12/2013 ARI vs. NYI

LONGEST PERSONAL STREAKS

Goals	2 (5X)	03/15/2014 03/17/2014 (2G)
Assists	4 (1X)	03/27/2014 04/02/2014 (4A)
Pts	5 (1X)	03/25/2013 04/02/2013



28 | LAURI KORPIKOSKI

POSITION: LEFT WING | **SHOOTS:** LEFT
HEIGHT: 6-1 | **WEIGHT:** 193 | **DOB:** JULY 28, 1986
BIRTHPLACE: TURKU FINLAND

ACQUIRED: Acquired from the Arizona Coyotes on June 30, 2015, in exchange for centre Boyd Gordon.

CONTRACT STATUS: Signed through 2016-17 season.

2014-15 HIGHLIGHTS

- Ranked seventh on the team in power play points (8) and eighth in assists (15)
- Posted a multi-goal game (GWG) on Feb. 1 at MTL
- Recorded a season high 20:01 of ice time on Nov. 20 at DAL

CAREER HIGHLIGHTS

- Was fourth on the team in hits (136) *(2013-14)*
- Scored his 50th career goal on Jan. 28 vs. NSH *(2012-13)*
- His three shorthanded goals ranked tied for fourth in the NHL *(2011-12)*
- Played in his 300th career NHL game and had an assist on Apr. 7 at MIN *(2011-12)*
- Picked up his 100th career point (goal) on Mar. 24 at SJS *(2011-12)*
- Posted career highs in goals (19), assists (21), points (40) and plus/minus (plus-17) *(2010-11)*
- Recorded his first NHL goal (GWG) on Nov. 12 at NJD *(2008-09)*
- Tallied his first NHL point (assist) on Nov. 15 vs. BOS *(2008-09)*
- Made his NHL debut in the playoffs on May. 4 at PIT *(2007-08)*

JUNIOR HIGHLIGHTS

- Nominated as best Finnish player for Finland's Under-20 squad *(2005-06)*

INTERNATIONAL HIGHLIGHTS

- Posted four points (2G, 2A) in six games for Finland at the 2014 Winter Olympics in Sochi, Russia, helping lead Finland to a Bronze Medal
- Represented Finland twice (2013, 2010) at the World Hockey Championships
- Represented Finland twice (2005, 2006-Bronze) World Junior Championships
- Played for Finland at the 2004 U-18 World Hockey Championship and led the tournament in scoring (11)



KORPIKOSKI CAREER STATISTICS

SEASON	TEAM	LEAGUE	REGULAR SEASON					PLAYOFFS				
			GP	G	A	PTS	PIM	GP	G	A	PTS	PIM
2002-03	TPS U-18	Fin-Jr.	21	7	4	11	10	-	-	-	-	-
2003-04	TPS U-20	Fin-Jr.	36	12	8	20	20	4	0	2	2	4
2004-05	TPS U-20	Fin.Jr.	3	3	0	3	0	-	-	-	-	-
2005-06	TPS	Finland	41	0	6	6	12	6	1	0	1	0
	TPS U-20	Fin-Jr.	1	1	0	1	2	-	-	-	-	-
	TPS	Finland	51	3	4	7	16	2	0	1	1	0
2006-07	Hartford	AHL	5	2	1	3	0	11	1	0	1	2
	Hartford	AHL	78	11	27	38	23	7	0	0	0	0
2007-08	Hartford	AHL	79	23	27	50	71	-	-	-	-	-
	NY RANGERS	NHL	-	-	-	-	-	1	1	0	1	0
2008-09	NY RANGERS	NHL	68	6	8	14	14	7	0	2	2	0
2009-10	PHOENIX	NHL	71	5	6	11	16	7	1	0	1	2
2010-11	PHOENIX	NHL	79	19	21	40	20	4	0	1	1	2
2011-12	PHOENIX	NHL	82	17	20	37	14	11	0	0	0	2
2012-13	TPS	Finland	11	6	11	17	10	-	-	-	-	-
	PHOENIX	NHL	36	6	5	11	12	-	-	-	-	-
2013-14	ARIZONA	NHL	64	9	16	25	24	-	-	-	-	-
2014-15	ARIZONA	NHL	69	6	15	21	12	-	-	-	-	-
NHL TOTALS			469	68	91	159	112	30	2	3	5	6

KORPIKOSKI VS NHL

OPPONENT	GP	G	A	PTS	PIM
Anaheim	31	7	4	11	6
Arizona	1	0	0	0	0
Boston	11	1	2	3	2
Buffalo	9	0	0	0	0
Calgary	22	2	8	10	6
Carolina	10	3	1	4	6
Chicago	20	1	2	3	6
Colorado	18	1	7	8	6
Columbus	17	3	6	9	0
Dallas	28	7	6	13	4
Detroit	19	2	3	5	8
Edmonton	20	2	7	9	4
Florida	11	0	3	3	2
Los Angeles	28	0	5	5	6
Minnesota	20	5	1	6	2
Montréal	8	3	0	3	2
Nashville	19	4	2	6	6
New Jersey	13	1	2	3	4
NY Islanders	9	0	1	1	2
NY Rangers	8	1	1	2	2
Ottawa	11	1	4	5	2
Philadelphia	13	2	2	4	2
Pittsburgh	10	0	0	0	2
San Jose	28	5	5	10	8
St. Louis	21	5	3	8	0
Tampa Bay	11	2	5	7	0
Toronto	8	1	6	7	0
Vancouver	22	1	3	4	10
Washington	10	6	1	7	8
Winnipeg	13	2	1	3	6
469	68	91	159	112	

KORPIKOSKI NHL HIGHLIGHTS

FIRSTS


First GP	10/04/08	NYR @ TBL
First Asst	11/15/08	NYR vs. BOS
First Goal	11/12/08	NYR @ NJD
First Goal versus		(Scott Clemmensen) @ 9:53 of Period 2

MOSTS

Goals	2 (8X)	MOST RECENTLY 02/01/2015 ARI @ MTL
Assists	3 (1X)	11/21/2011 PHX vs. CGY
Points	3 (4X)	01/14/2014 ARI vs. TBL
SOG	7 (2X)	12/23/2013 ARI @ BUF
PIM	4 (1X)	02/05/2015 ARI vs. CAR
Hat Tricks	-	-
Multi-Pt Games	28	02/01/2015 ARI @ MTL

LONGEST PERSONAL STREAKS

Goals	2 (6X)	01/04/2014 01/07/2014
Assists	5 (2X)	01/20/2014 01/28/2014
Pts	5 (2X)	01/20/2014 01/28/2014



51 | ANTON LANDER



@Landie51

POSITION: CENTRE | **SHOOTS:** LEFT
HEIGHT: 6-0 | **WEIGHT:** 184 | **DOB:** APRIL 24, 1991
BIRTHPLACE: SUNDSVALL, SWEDEN

ACQUIRED: Edmonton's 2nd round selection, 40th overall in the 2009 NHL Entry Draft.

CONTRACT STATUS: Signed through 2014-15 season.

2014-15 HIGHLIGHTS

- Set career highs in points (20) goals (6G) and assists (14A)
- Ranked second on the Oilers in game winning goals (2)
- Played his 100th career NHL game on Jan. 11 vs. FLA

CAREER HIGHLIGHTS

- Captained the Oilers American Hockey League affiliate Oklahoma City Barons (2013-14)
- Ranked 2nd on Oklahoma City in points and assists and 3rd on the team in goals (2013-14)
- Posted first career NHL goal on Nov. 17/11 vs. OTT
- Recorded 1st NHL point (assist) on Nov. 3/11 @ LA
- Played 1st NHL game on Oct. 9/11 vs. PIT

INTERNATIONAL HIGHLIGHTS

- Played for Sweden at the 2010 World Junior Hockey Championship
- Represented Sweden at the 2015 World Hockey Championship



LANDER CAREER STATISTICS

SEASON	TEAM	LEAGUE	REGULAR SEASON					PLAYOFFS				
			GP	G	A	PTS	PIM	GP	G	A	PTS	PIM
2007-08	Timra	SEL	32	1	2	3	4	10	0	0	0	0
2008-09	Timra	SEL	47	4	6	10	12	7	0	0	0	4
2009-10	Timra	SEL	49	7	9	16	14	5	0	2	2	2
	Sweden	WJHC	6	5	3	8	4	-	-	-	-	-
2010-11	Timra	SEL	49	11	15	26	38	-	-	-	-	-
2011-12	EDMONTON	NHL	56	2	4	6	12	-	-	-	-	-
	Oklahoma City	AHL	14	1	4	5	10	14	2	2	4	4
2012-13	EDMONTON	NHL	11	0	1	1	2	-	-	-	-	-
	Oklahoma City	AHL	47	9	11	20	22	8	5	3	8	4
2013-14	EDMONTON	NHL	27	0	1	1	4	-	-	-	-	-
	Oklahoma City	AHL	46	18	34	52	30	-	-	-	-	-
2014-15	EDMONTON	NHL	38	6	14	20	14	-	-	-	-	-
	Oklahoma City	AHL	29	9	22	31	20	-	-	-	-	-
NHL TOTALS			132	8	20	28	32	-	-	-	-	-

LANDER VS NHL

OPPONENT	GP	G	A	PTS	PIM
Anaheim	7	0	0	0	0
Arizona	4	0	0	0	2
Boston	3	0	0	0	0
Buffalo	3	1	3	4	0
Calgary	9	0	0	0	2
Carolina	3	0	1	1	0
Chicago	5	0	1	1	0
Colorado	13	0	4	4	6
Columbus	3	1	0	1	0
Dallas	5	0	0	0	0
Detroit	7	0	1	1	0
Edmonton	0	0	0	0	0
Florida	2	0	0	0	2
Los Angeles	6	0	4	4	2
Minnesota	8	0	0	0	0
Montréal	2	1	0	1	0
Nashville	4	0	1	1	0
New Jersey	2	0	0	0	0
NY Islanders	3	1	1	2	0
NY Rangers	2	0	0	0	0
Ottawa	3	1	1	2	0
Philadelphia	3	0	0	0	0
Pittsburgh	3	1	0	1	2
San Jose	8	0	1	1	2
St. Louis	5	0	0	0	2
Tampa Bay	1	0	0	0	0
Toronto	4	1	0	1	2
Vancouver	9	0	1	1	4
Washington	2	0	1	1	4
Winnipeg	3	1	0	1	2
132	8	20	28	32	

LANDER NHL HIGHLIGHTS

FIRSTS

First GP	10/09/2011	EDM 2 vs PIT 1
First Asst	11/03/2011	EDM 3 @ LA 0
First Goal	11/17/2011	EDM 2 vs OTT 5
First Goal versus		(Craig Anderson at 02:14 of period 2)

MOSTS

Goals	1 (8X)	MOST RECENTLY 03/16/2015 EDM vs. TOR
Assists	2 (4X)	04/07/2015 EDM vs. LAK
Points	3 (1X)	01/29/2015 EDM vs. BUF
SOG	7 (1X)	03/30/2015 EDM @ COL
PIM	4(1X)	10/27/2011 EDM vs. WSH
Hat Tricks	-	-
Multi-Pt Games	4	04/07/2015 EDM vs. LAK

LONGEST PERSONAL STREAKS

Goals	2 (1X)	02/10/2015- 02/12/2015 (2G)
Assists	3 (1X)	01/04/2015- 01/06/2015 (3A)
Pts	3 (1X)	01/04/2015- 01/06/2015 (3A)



55 | MARK LETESTU

POSITION: CENTRE | **SHOOTS:** RIGHT

HEIGHT: 5-10 | **WEIGHT:** 197 | **DOB:** FEBRUARY 4, 1985

BIRTHPLACE: ELK POINT, ALBERTA

ACQUIRED: Signed as a free agent on July 1st, 2015.

CONTRACT STATUS: Signed through 2017-18 season.

2014-15 HIGHLIGHTS

- Finished fourth among NHL forwards in shorthanded TOI/game with 2:41
- Skated in his 300th career NHL game on Mar. 6 at NJ
- Played in his 200th game as a Blue Jacket on Feb. 3 vs. ARI
- Tied a career high with two goals, including a shorthanded goal and the game-winner, on Oct. 23 at SJ
- Tied his career high with two assists (sixth time) and won 15-of-19 face-offs on Oct. 17 vs. CGY

CAREER HIGHLIGHTS

- Recorded career highs in games played (82), assists (22) and points (34), as well as PP goals (5) and PIM (20) **(2013-14)**
- Was one of three Jackets players to appear in all 82 games (Jack Johnson, Ryan Johansen) **(2013-14)**
- Scored his first career Stanley Cup Playoff goal on Apr. 16 at PIT **(2013-14)**
- Recorded a career-best five-game point streak (4G, 2A) from Jan. 10-18 **(2013-14)**
- Skated in his 200th career NHL game on Nov. 14 at BOS **(2013-14)**
- Finished tied for second on the Blue Jackets in scoring after matching his career high with 27 points **(2012-13)**
- Recorded a team-high 13 goals and 27 takeaways **(2012-13)**
- Registered the first three-point game of his NHL career with 2-1-3 on Apr. 21 at SJ **(2012-13)**
- Scored his first game-winning/overtime goal as a Blue Jacket on Mar. 31 vs. ANA **(2012-13)**
- Ranked second on the Blue Jackets in face-off percentage (51.9) and was fifth in power play goals (4), shooting percentage (9.6) and ice time among forwards **(2011-12)**
- Named Penguins Rookie of the Year and ranked second on the club in game-winning goals (3) **(2010-11)**
- Scored his first career NHL goal on Feb. 1 vs. BUF **(2009-10)**
- Made his NHL debut on Nov. 14 vs. BOS **(2009-10)**

COLLEGE HIGHLIGHTS

- Spent one season at Western Michigan (CCHA) and was named CCHA Rookie of the Year in 2006-07
- Led the NCAA in shorthanded goals (5), while ranking seventh in the CCHA in points (46) and third-T in goals (24) in 2006-07



LETESTU CAREER STATISTICS

SEASON	TEAM	LEAGUE	REGULAR SEASON					PLAYOFFS				
			GP	G	A	PTS	PIM	GP	G	A	PTS	PIM
2006-07	Western Michigan	CCHA	37	24	22	46	14	-	-	-	-	-
	Wilkes-Barre	AHL	3	0	0	0	0	2	0	0	0	2
2007-08	Wilkes-Barre	AHL	52	6	12	18	28	13	0	3	3	0
	Wheeling	ECHL	6	1	2	3	4	-	-	-	-	-
2008-09	Wilkes-Barre	AHL	73	24	37	61	6	12	2	8	10	4
2009-10	PITTSBURGH	NHL	10	1	0	1	2	4	0	1	1	0
	Wilkes-Barre	AHL	63	21	34	55	21	4	0	3	3	0
2010-11	PITTSBURGH	NHL	64	14	13	27	13	7	0	1	1	0
2011-12	PITTSBURGH	NHL	11	0	1	1	2	-	-	-	-	-
	COLUMBUS	NHL	51	11	13	24	6	-	-	-	-	-
2012-13	COLUMBUS	NHL	46	13	14	27	10	-	-	-	-	-
2013-14	COLUMBUS	NHL	82	12	22	34	20	6	1	1	2	0
2014-15	COLUMBUS	NHL	54	7	6	13	0	-	-	-	-	-
	NHL TOTALS		318	58	69	127	53	17	1	3	4	0

LETESTU VS NHL

OPPONENT	GP	G	A	PTS	PIM
Anaheim	9	1	3	4	4
Arizona	11	1	3	4	0
Boston	11	0	1	1	2
Buffalo	12	4	3	7	0
Calgary	13	2	6	8	2
Carolina	11	2	3	5	4
Chicago	12	2	2	4	2
Colorado	9	1	2	3	0
Columbus	1	0	2	2	0
Dallas	9	3	3	6	4
Detroit	13	2	1	3	2
Edmonton	12	3	1	4	4
Florida	9	3	3	6	2
Los Angeles	10	3	1	4	0
Minnesota	9	2	0	2	2
Montréal	13	1	3	4	5
Nashville	11	1	1	2	2
New Jersey	13	1	0	1	2
NY Islanders	14	3	5	8	0
NY Rangers	13	0	0	0	4
Ottawa	10	2	2	4	0
Philadelphia	11	1	4	5	4
Pittsburgh	9	0	2	2	2
San Jose	9	5	4	9	0
St. Louis	15	3	3	6	4
Tampa Bay	9	2	1	3	0
Toronto	10	3	5	8	0
Vancouver	11	1	3	4	0
Washington	10	2	1	3	0
Winnipeg	9	4	1	5	2
318	58	69	127	53	

LETESTU NHL HIGHLIGHTS

FIRSTS

First GP	11/14/2009	PIT 6 vs BOS 5
First Asst	10/15/2010	PIT 3 vs NYI 2
First Goal	02/01/2010	PIT 5 vs BUF 4
First Goal		versus Miller, Ryan at 0:47 of period 1

MOSTS

Goals	2 (5X)	MOST RECENTLY 10/23/2014 CBJ 5 @ SJ 4
Assists	2 (6X)	10/17/2014 CBJ 3 vs CGY 2
Points	3 (1X)	04/21/2013 CBJ 4 @ SJ 3 (2G-1A)
SOG	7 (1X)	02/26/2011 PIT 6 @ TOR 5
PIM	5 (1X)	01/12/2011 PIT 5 @ MTL 2
Hat Tricks	-	-
Multi-Pt Games	20	10/23/2014 CBJ 5 @ SJ 4 (2G-0A)

LONGEST PERSONAL STREAKS

Goals	3 (3X)	04/06/2014- 04/09/2014 (3G)
Assists	4 (1X)	02/26/2013- 03/05/2013 (5A)
Pts	5 (1X)	01/10/2014- 01/18/2014 (4G-2A)



97 | CONNOR MCDAVID



@Cmcdavid97

POSITION: CENTRE | **SHOOTS:** LEFT
HEIGHT: 6-1 | **WEIGHT:** 190 | **DOB:** JANUARY 13, 1997
BIRTHPLACE: NEWMARKET, ONTARIO

ACQUIRED: Selected by the Edmonton Oilers first overall in the 2015 NHL Draft.

CONTRACT STATUS: Signed through 2017-18 season.

2014-15 HIGHLIGHTS

- Selected first overall by the Edmonton Oilers in the 2015 NHL Draft
- 2015 CHL Player of the Year
- 2015 OHL Most Outstanding Player (Red Tilson Trophy)
- 2015 OHL Scholastic Player of the Year (Bobby Smith Trophy)
- 2015 OHL Playoff Most Valuable Player (Wayne Gretzky 99 Award)
- Ranked third in OHL scoring with 120 points and tied for third in goals (44) and assists (76)
- Led the OHL in post-season scoring during the 2015 playoffs, accumulating 49 points (21G, 28A) and 12 penalty minutes in 20 games. His 49 points rank third all-time in OHL history for most playoff points, two points shy of the OHL record of 51 points, co-held by Jason Dawe (1993) and Justin Papineau (1999)
- His 285 points are second most in Erie Otters franchise history
- Participated in the 2015 Canadian Hockey League (CHL) Top Prospects Game, posting one assist and a +3 rating

JUNIOR HIGHLIGHTS

- 2014 OHL Scholastic Player of the Year (2013-14)
- 2014 OHL Most Sportsmanlike Player (William Hanley Trophy) (2013-14)
- 2014 CHL Scholastic Player of the Year (2013-14)
- Named to the OHL Second All-Star Team (2013-14)
- Ranked second on Erie in assists (71) and third in scoring (99) and finished fourth in OHL scoring (2013-14)
- Tied for team lead in playoff points (19) and led team in assists (17) (2013-14)
- 2013 OHL Rookie of the Year (Emms Family Award) (2012-13)
- Named to the 2013 OHL First All-Rookie Team (2012-13)
- Led OHL rookies and tied for team lead in assists (41), finished second on Otters in points (66) and goals (25) (2012-13)
- Granted "exceptional player" status by Hockey Canada and was selected first overall in the 2012 OHL Priority Selection, becoming the third player in OHL history to be granted "exceptional player" status

INTERNATIONAL HIGHLIGHTS

- Represented Canada twice (2015, 2014) at the World Junior Hockey Championships; captured gold and led tournament in assists (8) in 2015
- Named to the 2015 World Junior Hockey Championship All-Star Team
- Played at the 2013 World Under-18 Hockey Championship, leading the tournament in points (14) and named tournament Most Valuable Player
- Participated in the 2013 World Under-17 Hockey Championship



MCDAVID CAREER STATISTICS

SEASON	TEAM	LEAGUE	REGULAR SEASON					PLAYOFFS				
			GP	G	A	PTS	PIM	GP	G	A	PTS	PIM
2012-13	Erie	OHL	63	25	41	66	36	-	-	-	-	-
2013-14	Erie	OHL	56	28	71	99	20	14	4	15	19	2
	Canada	WJC	7	1	3	4	4	-	-	-	-	-
2014-15	Erie	OHL	47	44	76	120	48	20	21	28	49	12
	Canada	WJC	7	3	8	11	0	-	-	-	-	-
NHL TOTALS			-	-	-	-	-	-	-	-	-	-

MCDAVID VS NHL

OPPONENT	GP	G	A	PTS	PIM
Anaheim	0	0	0	0	0
Arizona	0	0	0	0	0
Boston	0	0	0	0	0
Buffalo	0	0	0	0	0
Calgary	0	0	0	0	0
Carolina	0	0	0	0	0
Chicago	0	0	0	0	0
Colorado	0	0	0	0	0
Columbus	0	0	0	0	0
Dallas	0	0	0	0	0
Detroit	0	0	0	0	0
Edmonton	0	0	0	0	0
Florida	0	0	0	0	0
Los Angeles	0	0	0	0	0
Minnesota	0	0	0	0	0
Montréal	0	0	0	0	0
Nashville	0	0	0	0	0
New Jersey	0	0	0	0	0
NY Islanders	0	0	0	0	0
NY Rangers	0	0	0	0	0
Ottawa	0	0	0	0	0
Philadelphia	0	0	0	0	0
Pittsburgh	0	0	0	0	0
San Jose	0	0	0	0	0
St. Louis	0	0	0	0	0
Tampa Bay	0	0	0	0	0
Toronto	0	0	0	0	0
Vancouver	0	0	0	0	0
Washington	0	0	0	0	0
Winnipeg	0	0	0	0	0
0	0	0	0	0	0

MCDAVID NHL HIGHLIGHTS

FIRSTS

First GP	-	-
First Asst	-	-
First Goal	-	-
First Goal versus	-	-

MOSTS

MOST RECENTLY

Goals	-	-
Assists	-	-
Points	-	-
SOG	-	-
PIM	-	-
Hat Tricks	-	-
Multi-Pt Games	-	-

LONGEST PERSONAL STREAKS

Goals	-	-
Assists	-	-
Pts	-	-



86 | NIKITA NIKITIN

POSITION: DEFENCE | **SHOOTS:** LEFT
HEIGHT: 6-4 | **WEIGHT:** 217 | **DOB:** JUNE 16, 1986
BIRTHPLACE: OMSK, RUSSIA

ACQUIRED: Signed as a free agent on June 25th, 2014.

CONTRACT STATUS: Signed through 2015-16 season.

2014-15 HIGHLIGHTS

- Posted his first point as an Oiler on Oct. 15 @ ARI
- Scored his first goal as an Oiler on Oct. 22 vs. WSH

CAREER HIGHLIGHTS

- Posted career high in games played (66) **(2013-14)**
- Appeared in five games in the Stanley Cup Playoffs **(2013-14)**
- Played his 200th career NHL game on Mar. 18 vs. CAR **(2013-14)**
- Tied career high with three-game point streak (3A) from Mar. 28-31 **(2012-13)**
- Matched career-high with +3 rating on Feb. 11 vs. SJ **(2012-13)**
- Set career highs in goals (7), assists (25), points (32), power play goals (3), game-winning goals (3), time on ice (23:34) **(2011-12)**
- Played the 100th game of his NHL career Apr. 3 @ PHX **(2011-12)**
- Registered the first multi-goal game of his NHL career (including the game-winning goal) and added an assist to match a single game career high in points (2-1-3) Mar. 30 vs. FLA **(2011-12)**
- Scored the game-winning goal in back-to-back games Mar. 1-3 for the first time in his NHL career **(2011-12)**
- **(2010-11)**
- Recorded the first multi-point game of his NHL career with (2A) and was +3 Mar. 30 @ DET **(2010-11)**
- Ranked second among Avangard Omsk (KHL) defencemen in points (16) and led the team in penalty minutes (101) **(2006-07)**

INTERNATIONAL HIGHLIGHTS

- Represented Russia at the 2012 World Hockey Championship winning gold.
- Was a member of Team Russia at the 2006 World Junior Hockey Championship winning silver.



NIKITIN CAREER STATISTICS

SEASON	TEAM	LEAGUE	REGULAR SEASON					PLAYOFFS				
			GP	G	A	PTS	PIM	GP	G	A	PTS	PIM
2004-05	Omsk	RUS	16	0	0	0	4	6	0	0	0	0
2005-06	Omsk	RUS	41	1	2	3	24	13	1	2	3	6
2006-07	Omsk	RUS	54	1	15	16	101	11	0	5	5	39
2007-08	Omsk	KHL	57	3	10	13	48	4	0	1	1	2
2008-09	Omsk	KHL	53	4	12	16	28	9	1	2	3	8
2009-10	Omsk	KHL	43	4	9	13	14	3	0	0	0	0
2010-11	ST. LOUIS	NHL	41	1	8	9	10	-	-	-	-	-
	Peoria	AHL	22	3	11	14	12	-	-	-	-	-
2011-12	ST. LOUIS	NHL	7	0	0	0	4	-	-	-	-	-
	COLUMBUS	NHL	54	7	25	32	14	-	-	-	-	-
2012-13	Omsk	KHL	33	2	12	14	8	-	-	-	-	-
	COLUMBUS	NHL	38	3	6	9	17	-	-	-	-	-
2013-14	COLUMBUS	NHL	66	2	13	15	20	5	0	0	0	0
2014-15	EDMONTON	NHL	42	4	6	10	12	-	-	-	-	-
	NHL TOTALS		248	17	58	75	77	5	0	0	0	0

NIKITIN VS NHL

OPPONENT	GP	G	A	PTS	PIM
Anaheim	8	0	1	1	2
Arizona	13	1	2	3	4
Boston	6	0	2	2	4
Buffalo	7	0	2	2	0
Calgary	13	3	6	9	4
Carolina	7	0	3	3	2
Chicago	11	0	0	0	9
Colorado	15	2	2	4	4
Columbus	5	0	1	1	2
Dallas	8	1	1	2	8
Detroit	14	1	6	7	2
Edmonton	11	0	3	3	4
Florida	7	2	3	5	0
Los Angeles	11	0	1	1	4
Minnesota	9	0	2	2	0
Montréal	5	0	2	2	0
Nashville	14	1	3	4	4
New Jersey	6	0	0	0	4
NY Islanders	6	0	3	3	4
NY Rangers	6	0	0	0	0
Ottawa	5	0	1	1	2
Philadelphia	5	0	4	4	2
Pittsburgh	4	1	2	3	0
San Jose	9	1	2	3	0
St. Louis	12	1	1	2	6
Tampa Bay	6	1	0	1	0
Toronto	2	0	1	1	2
Vancouver	12	0	2	2	4
Washington	6	2	1	3	0
Winnipeg	5	0	1	1	0
248	17	58	75	77	

NIKITIN NHL HIGHLIGHTS

FIRSTS

First GP	11/06/2010	STL @ BOS
First Asst	02/04/2011	STL vs. EDM
First Goal	02/06/2011	STL @ TB
First Goal versus		Kari Lehtonen at 18:52 of period 2

MOSTS

Goals	2 (1X)	MOST RECENTLY 03/30/2012 CBJ vs. FLA
Assists	2 (4X)	03/28/2012 CBJ vs. DET
Points	3 (1X)	03/30/2012 CBJ vs. FLA (2G-1A)
SOG	7(2X)	03/18/2015 EDM vs. CBJ
PIM	7(1X)	03/01/2013 CBJ @ CHI
Hat Tricks	-	-
Multi-Pt Games	7	12/29/2013

LONGEST PERSONAL STREAKS

Goals	2 (1X)	03/01/2012- 03/03/2012 (2G)
Assists	3 (4X)	03/28/2013- 03/31/2013 (3A)
Pts	3(4X)	03/28/2013- 03/31/2013 (3A)



93 | RYAN NUGENT-HOPKINS



@RNH_93

POSITION: CENTRE | SHOOTS: LEFT

HEIGHT: 6-0 | WEIGHT: 189 | DOB: APRIL 12, 1993

BIRTHPLACE: BURNABY, BRITISH COLUMBIA

ACQUIRED: Edmonton's 1st choice, 1st overall, in the 2011 NHL Entry Draft.

CONTRACT STATUS: Signed through 2020-21 season.

2014-15 HIGHLIGHTS

- Tied for first on the team in goals (24)... tied a career high with 56 points
- Ranked second on the team in points (56), assists (32) and power play points (14)
- Set career high in shots (189)
- Played his 200th NHL game on Nov. 21 vs. NJ
- Registered his 100th NHL assist Nov. 25 at DAL
- Posted his 150th NHL point (goal) on Dec. 10 at ANA
- Represented Oilers at 2015 NHL All Star Game
- Scored his second career hat trick and posted four points (3G, 1A) on Mar. 8 at CAR

CAREER HIGHLIGHTS

- Posted career highs in points (56), assists (37), power play goals (6), shots (178) and tied a career high in goals (19) **(2013-14)**
- Tied for the team lead in power play points (20) and game winning goals (4) **(2013-14)**
- Named a finalist for the Calder Memorial Trophy **(2011-12)**
- Finished the season tied for 1st in NHL rookie scoring **(2011-12)**
- Finished 3rd in team scoring and 2nd in team assists **(2011-12)**
- Posted 5 assists on Nov. 19 vs. CHI (1st rookie since John Tavares to record 5 points and 1st 18-year-old in NHL history to record 5 assists) **(2011-12)**
- Recorded 16 points in November and is one of only three Oilers to do so; others were Jari Kurri and Glen Anderson **(2011-12)**
- Registered his 1st career hat-trick on Oct. 15 vs. VAN (fastest EDM rookie to record a hat trick) **(2011-12)**
- Played in his 1st career NHL game and scored his 1st career NHL goal (GTG) on Oct. 9 vs. PIT **(2011-12)**
- Posted 11 multi-point games **(2011-12)**
- Posted a career high five-point game (5A) on Nov. 19 vs. CHI **(2011-12)**

JUNIOR HIGHLIGHTS

- Named to WHL East First All-Star Team **(2010-11)**
- Led Red Deer in assists and points **(2010-11)**
- Tied for 3rd in the WHL in points and was 1st in the league in assists **(2010-11)**
- Finished T-4th in WHL Rookie points **(2009-10)**
- Named the Rookie of the Year in the WHL **(2009-10)**

INTERNATIONAL HIGHLIGHTS

- Played for Team Canada at the 2013 World Junior Hockey Championship, where he served as the captain and posted 15 points (4G, 11A) in six games.
- Tallied six points (4G, 2A) in eight games with Canada at the 2012 World Hockey Championship
- Represented Team Canada at the 2010 Ivan Hlinka Memorial Tournament in which he served as an alternate captain on the team, and scored the game winning goal in the gold medal game against the United States. Nugent-Hopkins finished the tournament as Canada's leading scorer with five goals and two assists in five games.



NUGENT-HOPKINS CAREER STATISTICS

SEASON	TEAM	LEAGUE	REGULAR SEASON					PLAYOFFS				
			GP	G	A	PTS	PIM	GP	G	A	PTS	PIM
2008-09	Red Deer	WHL	5	2	4	6	0	-	-	-	-	-
2009-10	Red Deer	WHL	67	24	41	65	28	4	0	2	2	0
2010-11	Red Deer	WHL	69	31	75	106	51	9	4	7	11	6
2011-12	EDMONTON	NHL	62	18	34	52	16	-	-	-	-	-
	Canada	WHC	8	4	2	6	4	-	-	-	-	-
2012-13	EDMONTON	NHL	40	4	20	24	8	-	-	-	-	-
	Canada	WJHC	6	4	11	15	4	-	-	-	-	-
	Oklahoma City	AHL	19	8	12	20	6	-	-	-	-	-
2013-14	EDMONTON	NHL	80	19	37	56	26	-	-	-	-	-
2014-15	EDMONTON	NHL	76	24	32	56	25	-	-	-	-	-
NHL TOTALS			258	65	123	188	75	-	-	-	-	-

NUGENT-HOPKINS VS NHL

OPPONENT	GP	G	A	PTS	PIM
Anaheim	13	3	7	10	6
Arizona	16	5	4	9	2
Boston	5	2	1	3	0
Buffalo	4	0	0	0	2
Calgary	17	5	7	12	4
Carolina	5	6	2	8	2
Chicago	11	1	9	10	2
Colorado	15	4	6	10	2
Columbus	10	2	13	15	0
Dallas	11	1	4	5	8
Detroit	10	0	2	2	0
Edmonton	0	0	0	0	0
Florida	5	0	6	6	0
Los Angeles	13	1	3	4	4
Minnesota	15	3	4	7	10
Montréal	6	2	5	7	2
Nashville	13	3	10	13	0
New Jersey	4	1	1	2	0
NY Islanders	5	0	1	1	0
NY Rangers	5	2	2	4	2
Ottawa	5	2	3	5	2
Philadelphia	4	4	1	5	2
Pittsburgh	5	3	3	6	6
San Jose	14	3	6	9	2
St. Louis	10	1	6	7	4
Tampa Bay	5	1	4	5	0
Toronto	5	1	2	3	0
Vancouver	16	4	5	9	13
Washington	5	2	2	4	0
Winnipeg	6	3	4	7	0
258	65	123	188	75	

NUGENT-HOPKINS NHL HIGHLIGHTS

FIRSTS

First GP	10/09/2011	EDM 2 vs. PIT 1
First Goal	10/09/2011	EDM 2 vs. PIT 1
First Goal versus		Johnson, Brent at 15:05 of period 3
First Asst	10/17/2011	EDM 3 vs. NSH 1

MOSTS

Goals	3 (2X)	MOST RECENTLY 03/08/2015 EDM 4 @ CAR 7
Assists	5 (1X)	11/19/2011 EDM 9 vs. CHI 2
Points	5 (1X)	11/19/2011 EDM 9 vs. CHI 2 (0G-5A)
SOG	8 (1X)	04/02/2014 EDM 2 @ ANA 3
PIM	5 (1X)	10/11/2014 EDM @ VAN
Hat Tricks	2	03/08/2015 EDM 4 @ CAR 7
Multi-Pt Games	40	03/21/2015 EDM vs. PHI

LONGEST PERSONAL STREAKS

Goals	3 (2X)	03/18/2015- 03/23/2015 (4G)
Assists	3 (7X)	03/12/2015- 03/16/2015 (6A)
Pts	6 (1X)	11/28/2011- 12/09/2011 (3G-5A)



67 | BENOIT POULIOT

POSITION: LEFT WING | **SHOOTS:** LEFT

HEIGHT: 6-3 | **WEIGHT:** 200 | **DOB:** SEPTEMBER 29, 1986

BIRTHPLACE: ALFRED, ONTARIO

ACQUIRED: Signed as a free agent on July 1st, 2014.

CONTRACT STATUS: Signed through 2018-19 season.

2014-15 HIGHLIGHTS

- Ranked third on the team in goals (19), setting a career high
- Led the Oilers in game winning goals (3)
- Ranked fourth on the Oilers in points (34) and power play goals (4)
- Scored his first goal as an Oiler (GWG) on Oct. 27 vs. MTL
- Played his 400th career NHL game on Jan. 20 at WSH

CAREER HIGHLIGHTS

- Led the team in plus/minus rating (+8) (2013-14)
- Established career-highs in points (32), plus/minus rating (+18) and game-winning goals (5) (2011-12)
- Ranked 3rd on the team in game-winning goals (2011-12)
- Skated in his 200th career NHL game on Nov. 26 vs. WPG (2011-12)
- Notched his first career playoff goal in Game 2 of the Eastern Conference Quarterfinals on Apr. 14 vs. WSH (2011-12)
- Established career-highs in games played (79), assists (17), hits (110), penalty minutes (87), and shots on goal (129) (2010-11)
- Tied for 3rd on the team in game-winning goals (4), hits (110) and penalty minutes (87) (2010-11)
- Established career-highs in goals (17) and power play goals (4) (2009-10)
- Registered his 1st career playoff assist/point in Game 1 of the Eastern Conference Quarterfinals on Apr. 15 @ WSH (2009-10)
- Recorded his 1st career game-winning goal and 1st career power play goal on Nov. 6 @ COL (2008-09)
- Recorded the first goal/point of his NHL career as part of a two-goal effort on Mar. 22 at CGY (2007-08)
- Made his NHL debut on Nov. 22 at MTL (2006-07)
- Tallied his first professional point with a goal on Oct. 8 vs. Iowa (2006-07)

JUNIOR HIGHLIGHTS

- Led Sudbury in points (65) and plus/minus rating (+23) and also established an OHL career-high in goals (35) (2005-06)
- Represented the Eastern Conference at the 2006 OHL All-Star Classic (2005-06)
- Led team in assists (38) and established OHL career-highs in assists and points (67)
- Recipient of the Emms Family Award as the OHL Rookie of the Year and the CHL Rookie of the Year (2004-05)
- Named to the OHL First All-Rookie Team at left wing (2004-05)
- Named to the OHL Second All-Star Team at left wing (2004-05)

INTERNATIONAL HIGHLIGHTS

- Captured a gold medal as a member of Team Canada at the 2006 World Junior Hockey Championship



POULIOT CAREER STATISTICS

SEASON	TEAM	LEAGUE	REGULAR SEASON					PLAYOFFS				
			GP	G	A	PTS	PIM	GP	G	A	PTS	PIM
2003-04	Sudbury	OHL	4	2	2	4	0	4	2	1	3	0
2004-05	Sudbury	OHL	67	29	38	67	102	12	6	8	14	20
2005-06	Sudbury	OHL	51	35	30	65	141	8	8	3	11	16
	Houston	AHL	-	-	-	-	-	2	0	0	0	2
	Canada	WJHC	6	0	5	5	14	-	-	-	-	-
2006-07	MINNESOTA	NHL	3	0	0	0	0	0	0	0	0	0
	Houston	AHL	67	19	17	36	109	-	-	-	-	-
2007-08	MINNESOTA	NHL	11	2	1	3	0	1	0	0	0	0
	Houston	AHL	46	10	14	24	67	3	0	0	0	2
2008-09	MINNESOTA	NHL	37	5	6	11	18	-	-	-	-	-
	Houston	AHL	-	-	-	-	-	20	1	7	8	28
2009-10	MINNESOTA	NHL	14	2	2	4	12	-	-	-	-	-
	MONTREAL	NHL	39	15	9	24	31	18	0	2	2	6
	Hamilton	AHL	3	1	2	3	4	-	-	-	-	-
2010-11	MONTREAL	NHL	79	13	17	30	87	3	0	0	0	7
2011-12	BOSTON	NHL	74	16	16	32	38	7	1	1	2	6
2012-13	TAMPA BAY	NHL	34	8	12	20	15	-	-	-	-	-
2013-14	NY RANGERS	NHL	80	15	21	36	56	25	5	5	10	26
2014-15	EDMONTON	NHL	58	19	15	34	28	25	5	5	10	26
	NHL TOTALS		429	95	99	194	285	54	6	8	14	45

POULIOT VS NHL

OPPONENT	GP	G	A	PTS	PIM
Anaheim	10	1	4	5	6
Arizona	10	1	4	5	6
Boston	19	1	1	2	10
Buffalo	22	6	0	6	16
Calgary	11	3	5	8	6
Carolina	18	4	3	7	10
Chicago	9	1	1	2	6
Colorado	12	2	3	5	0
Columbus	13	1	2	3	11
Dallas	9	2	3	5	4
Detroit	7	2	2	4	6
Edmonton	9	1	4	5	24
Florida	22	8	7	15	4
Los Angeles	13	2	5	7	10
Minnesota	7	3	3	6	2
Montréal	13	3	3	6	16
Nashville	8	1	2	3	4
New Jersey	18	3	1	4	18
NY Islanders	18	7	3	10	8
NY Rangers	15	4	2	6	13
Ottawa	21	7	2	9	8
Philadelphia	17	2	7	9	29
Pittsburgh	14	6	4	10	14
San Jose	11	0	2	2	4
St. Louis	12	4	0	4	14
Tampa Bay	18	6	0	6	8
Toronto	21	7	10	17	6
Vancouver	17	2	8	10	8
Washington	20	3	3	6	10
Winnipeg	15	2	5	7	4
429	95	99	194	285	

POULIOT NHL HIGHLIGHTS

FIRSTS


First GP	11/22/06	MIN @ MTL
First Asst	3/28/08	MIN vs. VAN
First Goal	3/22/08	MIN @ CGY

MOSTS

Goals	2 (9X)	MOST RECENTLY 03/16/2015 EDM vs. TOR
Assists	3 (3X)	02/19/2013 TB vs. TOR
Points	3 (5X)	04/11/2015 EDM @ VAN
SOG	7	01/20/2010 MTL vs. STL
PIM	20	02/17/2011 MTL @ EDM
Hat Tricks	-	-
Multi-Pt Games	30	04/11/2015 EDM @ VAN

LONGEST PERSONAL STREAKS

Goals	4 (1X)	01/09/2015- 01/15/2015 (6G)
Assists	3	03/15/2012- 03/19/2012 (3)
Pts	5 (2X)	03/12/15- 03/21/15 (3G-3A)



16 | TEDDY PURCELL



@teddypurcell16

POSITION: RIGHT WING | **SHOOTS:** RIGHT

HEIGHT: 6-2 | **WEIGHT:** 195 | **DOB:** SEPTEMBER 8, 1985

BIRTHPLACE: ST. JOHN'S, NEWFOUNDLAND

ACQUIRED: Signed as a free agent on June 25th, 2014.

CONTRACT STATUS: Signed through 2015-16 season.

2014-15 HIGHLIGHTS

- He was the only Oiler to appear in all 82 games in 2014-15
- Ranked second in power play goals (5) and third in power play points (12)
- Tied for fourth on the team in points (34)
- Scored his first goal as an Oiler on the power play in his first game on Oct. 9 vs. CGY
- Played in his 450th career NHL game on Jan. 29 vs. BUF

CAREER HIGHLIGHTS

- Ranked 5th on the Lightning in assists (30) **(2013-14)**
- Ranked 3rd on the team for goals, assists, points and shots on goal (94) **(2012-13)**
- Played in his 300th career NHL game on Mar. 16 vs. CAR **(2012-13)**
- Recorded his 100th career NHL assist on Jan. 19 vs. WSH **(2012-13)**
- Set career highs in goals (24), assists (41), points (65), power-play goals (8), game-winning goals (3) and plus/minus (+9) **(2011-12)**
- Ranked 1st on the Lightning in plus/minus, 2nd in assists, 3rd in goals and points **(2011-12)**
- The 4th Lightning player to record 60 points in a season after going undrafted into the NHL (St. Louis/Boyle/Ciccarelli) **(2011-12)**
- Recorded his 2nd career hat trick and a +4 rating on Apr. 7 @ WPG **(2011-12)**
- Notched his 1st career NHL hat trick on Feb. 23rd vs. PHX **(2010-11)**
- Recorded his 1st NHL career multi-goal game on Feb. 1 vs. PHI **(2010-11)**
- Played in his 100th career NHL game on Mar. 20 vs. WSH **(2009-10)**
- Named to the 2009 Canadian AHL All-Star Team on 1/6 (2nd consecutive selection) and recorded 5 assists in the game (Jan. 26 @ Worcester) **(2008-09)**
- Made NHL debut on Jan. 15 @ EDM **(2007-08)**
- His 83 points and 58 assists with Manchester led all AHL rookies and his 25 goals ranked second among rookies **(2007-08)**
- Named a starter for the Canadian AHL All-Star Team and was named MVP of the AHL's All-Star Classic (3G) **(2007-08)**

COLLEGE HIGHLIGHTS

- Helped the University of Maine advance to the 2007 Frozen Four, recording 43 points and lead the team in assists (27) **(2006-07)**
- His 43 points as a freshman ranked 10th all-time at the university and they were the most points scored by a freshman since the 1992-93 season. **(2006-07)**
- Became the 7th Maine Black Bear to be named the Hockey East Rookie of the Year and was named the Inside College Hockey Rookie of the Year **(2006-07)**

INTERNATIONAL HIGHLIGHTS

- Represented Team Canada at the 2012 World Hockey Championship, collecting two points in eight games.



PURCELL CAREER STATISTICS

SEASON	TEAM	LEAGUE	REGULAR SEASON					PLAYOFFS				
			GP	G	A	PTS	PIM	GP	G	A	PTS	PIM
2003-04	Notre Dame	SJHL	51	21	25	46	8	-	-	-	-	-
2004-05	Cedar Rapids	USHL	58	20	47	67	22	11	5	9	14	4
2005-06	Cedar Rapids	USHL	55	19	52	71	14	8	3	8	11	4
2006-07	Maine	H-East	40	16	27	43	34	-	-	-	-	-
2007-08	LOS ANGELES	NHL	10	1	2	3	0	-	-	-	-	-
	Manchester	AHL	67	25	58	83	34	4	0	3	3	0
2008-09	LOS ANGELES	NHL	40	4	12	16	4	-	-	-	-	-
	Manchester	AHL	38	16	22	38	12	-	-	-	-	-
2009-10	LOS ANGELES	NHL	41	3	3	6	4	-	-	-	-	-
	TAMPA BAY	NHL	19	3	6	9	6	-	-	-	-	-
2010-11	TAMPA BAY	NHL	81	17	34	51	10	8	6	11	17	2
2011-12	TAMPA BAY	NHL	81	24	41	65	16	-	-	-	-	-
2012-13	TAMPA BAY	NHL	48	11	25	36	12	-	-	-	-	-
2013-14	TAMPA BAY	NHL	81	12	30	42	14	4	1	0	1	0
2014-15	EDMONTON	NHL	82	12	22	34	24	-	-	-	-	-
NHL TOTALS			483	87	175	262	90	22	7	11	18	2

PURCELL VS NHL

OPPONENT	GP	G	A	PTS	PIM
Anaheim	12	2	7	9	2
Arizona	21	4	4	8	0
Boston	19	2	7	9	4
Buffalo	21	2	12	14	0
Calgary	16	3	1	4	4
Carolina	24	8	9	17	4
Chicago	12	2	3	5	2
Colorado	7	0	3	3	0
Columbus	13	1	2	3	2
Dallas	14	3	6	9	2
Detroit	16	1	2	3	4
Edmonton	8	0	2	2	0
Florida	25	4	13	17	4
Los Angeles	9	3	2	5	0
Minnesota	13	2	0	2	0
Montréal	18	1	7	8	2
Nashville	10	3	2	5	2
New Jersey	18	1	5	6	6
NY Islanders	17	0	8	8	2
NY Rangers	19	4	11	15	0
Ottawa	20	4	3	7	20
Philadelphia	19	7	10	17	0
Pittsburgh	19	6	5	11	6
San Jose	16	4	9	13	2
St. Louis	13	0	4	4	0
Tampa Bay	4	0	0	0	0
Toronto	18	1	6	7	10
Vancouver	16	3	7	10	0
Washington	24	9	14	23	4
Winnipeg	22	7	11	18	8
483	87	175	262	90	

PURCELL NHL HIGHLIGHTS

FIRSTS

First GP	01/15/2008	LA @ EDM
First Asst	01/24/2008	LA vs. ANA
First Goal	02/15/2008	LA vs. CGY
First Goal versus		(Miikka Kiprusoff)

MOSTS

Goals	3 (2X)	MOST RECENTLY 04/07/2012 TB @ WPG
Assists	3 (4X)	10/10/2013 TB vs. FLA
Points	3 (12X)	12/21/2014 EDM vs. DAL
SOG	8 (1X)	10/13/2010 TB @ MTL
PIM	12 (1X)	02/14/2015 EDM @ OTT
Hat Tricks	2	04/07/2012
Multi-Pt Games	56	02/18/2015 EDM vs. BOS

LONGEST PERSONAL STREAKS

Goals	3 (2X)	02/21/2012 02/25/2012 (3G)
Assists	2 (4X)	03/27/2015 03/30/2015 (2A)
Pts	11 (1X)	02/16/2012 03/08/2012 (6G-15A)



8

**GRIFFIN
REINHART**
 @griffin_reinhart

POSITION: DEFENCE | **SHOOTS:** LEFT

HEIGHT: 6-4 | **WEIGHT:** 212 | **DOB:** JANUARY 24, 1994

BIRTHPLACE: NORTH VANCOUVER, BRITISH COLUMBIA

ACQUIRED: From the New York Islanders on June 26, 2015, in exchange for the Oilers 16th and 33rd overall picks in the 2015 NHL Draft.

CONTRACT STATUS: Signed through 2016-17 season.

2014-15 HIGHLIGHTS

- Scored 22 points (7G, 15A) in 59 games with the Bridgeport Sound Tigers of the American Hockey League during his first professional campaign
- Earned his first NHL point (assist) on Dec. 9 at MIN
- Made his NHL debut on Oct. 10 at CAR

CAREER HIGHLIGHTS

- Selected by the Islanders in the first round (4th overall) in the 2012 NHL Draft

JUNIOR HIGHLIGHTS

- Captained the Edmonton Oil Kings to the Western Hockey League Championship and Memorial Cup Championship (2013-14)
- Named the WHL playoffs MVP and selected to the WHL East Second All-Star Team (2013-14)
- Served as team captain and posted a career-best +30 rating (2012-13)
- Led Oil Kings defencemen with 12 goals in 58 games (2011-12)
- Won the Ed Chynoweth Cup and advanced to the Memorial Cup (2011-12)
- Played in the CHL Top Prospects Game (2011-12)

INTERNATIONAL HIGHLIGHTS

- Represented Canada twice (2012, 2013) at the World Junior Hockey Championships
- Won bronze with Team Pacific at the World U-17 Hockey Challenge (2010-11)



REINHART CAREER STATISTICS

SEASON	TEAM	LEAGUE	REGULAR SEASON					PLAYOFFS				
			GP	G	A	PTS	PIM	GP	G	A	PTS	PIM
2009-10	Oil Kings	WHL	2	0	0	0	0	-	-	-	-	-
2010-11	Oil Kings	WHL	45	6	19	25	36	4	0	0	0	6
2011-12	Oil Kings	WHL	58	12	24	36	38	24	3	7	10	20
2012-13	Oil Kings	WHL	59	8	21	29	35	12	3	4	7	12
	Canada	WJC-A	5	0	1	1	8	-	-	-	-	-
2013-14	Oil Kings	WHL	45	4	17	21	55	26	4	12	16	22
	Canada	WJC-A	4	1	1	2	2	-	-	-	-	-
2014-15	ISLANDERS	NHL	8	0	1	1	6	1	0	0	0	0
	Bridgeport	AHL	59	7	15	22	64	-	-	-	-	-
NHL TOTALS			8	0	1	1	6	1	0	0	0	0

REINHART VS NHL

OPPONENT	GP	G	A	PTS	PIM
Anaheim	0	0	0	0	0
Arizona	0	0	0	0	0
Boston	0	0	0	0	0
Buffalo	0	0	0	0	0
Calgary	0	0	0	0	0
Carolina	2	0	0	0	0
Chicago	1	0	0	0	0
Colorado	0	0	0	0	0
Columbus	0	0	0	0	0
Dallas	0	0	0	0	0
Detroit	0	0	0	0	0
Edmonton	0	0	0	0	0
Florida	0	0	0	0	0
Los Angeles	0	0	0	0	0
Minnesota	1	0	1	1	2
Montréal	0	0	0	0	0
Nashville	0	0	0	0	0
New Jersey	1	0	0	0	0
NY Islanders	0	0	0	0	0
NY Rangers	1	0	0	0	2
Ottawa	1	0	0	0	0
Philadelphia	0	0	0	0	0
Pittsburgh	0	0	0	0	0
San Jose	0	0	0	0	0
St. Louis	1	0	0	0	2
Tampa Bay	0	0	0	0	0
Toronto	0	0	0	0	0
Vancouver	0	0	0	0	0
Washington	0	0	0	0	0
Winnipeg	0	0	0	0	0
8	0	1	1	1	6

REINHART NHL HIGHLIGHTS

FIRSTS


First GP	10/10/2014	NYI @ CAR
First Asst	12/09/2014	NYI @ MIN
First Goal	-	-
First Goal versus	-	-

MOSTS

Goals	-	MOST RECENTLY
Assists	1 (1X)	12/09/2014 NYI @ MIN
Points	1 (1X)	12/09/2014 NYI @ MIN
SOG	1 (4X)	12/15/2014 NYI @ NJD
PIM	2 (1X)	12/09/2014 NYI @ MIN
Hat Tricks	-	-
Multi-Pt Games	-	-

LONGEST PERSONAL STREAKS

Goals	-	-
Assists	1 (1X)	12/09/2014 NYI @ MIN
Pts	1 (1X)	12/09/2014 NYI @ MIN



19 | JUSTIN SCHULTZ



@6Schultz6

POSITION: DEFENCE | **SHOOTS:** RIGHT

HEIGHT: 6-2 | **WEIGHT:** 193 | **DOB:** JULY 6, 1990

BIRTHPLACE: KELOWNA, B.C.

ACQUIRED: Signed as an unrestricted free agent on June 30, 2012.

CONTRACT STATUS: Signed through 2015-16 season.

2014-15 HIGHLIGHTS

- Recorded a career high in assists (25) and led Oilers defenceman in points (31)
- Led the Oilers in average time on ice (22:36)
- Ranked third on the team in power play points (12)
- Set career highs in shots (122), hits (41) and blocked shots (114), he also ranked second on the team in blocked shots
- Played his 200th career NHL game on Apr. 4 vs. CGY

CAREER HIGHLIGHTS

- Led the Oilers in average time on ice (23:20) **(2013-14)**
- Ranked second on the team in game winning goals (3) **(2013-14)**
- Set career high in shooting percentage (10.1) **(2013-14)**
- Played his 100th career NHL game on Feb. 7 @ NJ **(2013-14)**
- Recorded career highs and led all Oilers defenceman in points (33), goals (11) and assists (22) **(2013-14)**
- Led Oilers defencemen in goals (8) and assists (19) and finished 5th on the team in points (27)
- Finished tied for 3rd on the team in power play goals (4)
- Named to the NHL All-Rookie Team
- Named an AHL First Team All-Star
- Won the Eddie Shore Award as the AHL's Defenceman of the Year
- Named to AHL All-Rookie Team
- Played 1st career NHL game on Jan. 20 @ VAN **(2012-13)**

COLLEGE HIGHLIGHTS

- Appeared in 37 games with University of Wisconsin, leading the Badgers in scoring with 44 points (16G, 28A) **(2011-12)**
- Earned a selection to the 2011-12 All-WCHA First Team **(2011-12)**
- Named the WCHA Defensive Player of the Year **(2011-12)**
- Named a Hobey Baker Finalist **(2011-12)**
- In 41 games for the Badgers he scored 18 goals with 29 assists, +16 with 28 PIMs; scoring 9 of his 18 goals on the power play **(2010-11)**
- Named the WCHA Defensive Player of the Year **(2010-11)**
- Named to the WCHA and NCAA West First All-Star teams and was also named a Hobey Baker Finalist **(2010-11)**



SCHULTZ CAREER STATISTICS

SEASON	TEAM	LEAGUE	REGULAR SEASON					PLAYOFFS				
			GP	G	A	PTS	PIM	GP	G	A	PTS	PIM
2009-10	Wisconsin	WCHA	43	6	16	22	12	-	-	-	-	-
2010-11	Wisconsin	WCHA	41	18	29	47	28	-	-	-	-	-
2011-12	Wisconsin	WCHA	37	16	28	44	12	-	-	-	-	-
2012-13	EDMONTON	NHL	48	8	19	27	8	-	-	-	-	-
	Oklahoma City	AHL	34	18	30	48	6	-	-	-	-	-
	Canada	WHC	8	0	4	4	2	-	-	-	-	-
2013-14	EDMONTON	NHL	74	11	22	33	16	-	-	-	-	-
2014-15	EDMONTON	NHL	81	6	25	31	12	-	-	-	-	-
NHL TOTALS			203	25	66	91	36	-	-	-	-	-

SCHULTZ VS NHL

OPPONENT	GP	G	A	PTS	PIM
Anaheim	12	1	2	3	2
Arizona	13	3	4	7	0
Boston	4	0	2	2	0
Buffalo	4	1	1	2	0
Calgary	13	2	6	8	0
Carolina	4	1	2	3	4
Chicago	8	1	5	6	6
Colorado	11	2	3	5	4
Columbus	7	1	2	3	2
Dallas	8	3	2	5	4
Detroit	6	1	1	2	0
Edmonton	0	0	0	0	0
Florida	3	0	2	2	0
Los Angeles	12	0	6	6	4
Minnesota	10	0	1	1	0
Montréal	4	0	0	0	0
Nashville	8	1	1	2	2
New Jersey	4	0	1	1	0
NY Islanders	4	0	1	1	4
NY Rangers	4	0	0	0	0
Ottawa	4	0	1	1	2
Philadelphia	3	0	2	2	0
Pittsburgh	4	0	2	2	0
San Jose	12	3	2	5	0
St. Louis	9	1	2	3	0
Tampa Bay	3	1	1	2	2
Toronto	4	0	2	2	0
Vancouver	15	1	6	7	0
Washington	4	2	2	4	0
Winnipeg	6	0	4	4	0
203	25	66	91	36	

SCHULTZ NHL HIGHLIGHTS

FIRSTS

First GP	01/20/13	EDM 3 @ VAN 2 (SO)
First Asst	01/24/13	EDM 2 vs. LAK 1 (2A)
First Goal	01/22/13	EDM 3 vs. SJ 6

MOSTS

Goals	1 (25X)
Assists	3 (1X)
Points	4 (1X)
SOG	6 (1X)
PIM	2 (18X)

MOST RECENTLY

03/30/2015	EDM @ COL
04/27/13	EDM 7 vs. VAN 2
04/27/13	EDM 7 vs. VAN 2
01/24/13	EDM 2 vs. LAK 1
03/25/2015	EDM vs. COL
-	-
03/13/2015	EDM @ CBJ

LONGEST PERSONAL STREAKS

Goals	2 (3X)	10/20/14 – 10/22/14 (2G)
Assists	4 (1X)	02/23/13 – 01/03/13
Points	4 (1X)	02/23/13 – 01/03/13 (1G, 4A)



30 | BEN SCRIVENS

 @ben_scrivens

POSITION: GOALTENDER | **CATCHES:** LEFT

HEIGHT: 6-2 | **WEIGHT:** 183 | **DOB:** SEPTEMBER 11, 1986

BIRTHPLACE: SPRUCE GROVE, ALBERTA

ACQUIRED: On January 15th from the Los Angeles Kings, in exchange for a 3rd round draft selection in the 2014 NHL Draft.

CONTRACT STATUS: Signed through 2015-16 season.

2014-15 HIGHLIGHTS

- Recorded a four game winning streak Oct. 20-27
- Registered a shutout on Oct. 27 vs. MTL (29 saves)
- Recorded a season high 42 saves on Dec. 16 at ARI

CAREER HIGHLIGHTS

- He ranked 11th in the NHL in save percentage (.922) and shutouts (4) (2013-14)
- Established a new National Hockey League record, making 59 saves in a 3-0 win over the San Jose Sharks on Jan. 29th, recording the most saves in a regulation shutout victory since Mike Smith made 54 saves in a 2-0 victory on April 3rd, 2012 (2013-14)
- Posted his 1st win as an Oiler on Jan. 26 vs. NSH (2013-14)
- Played his 1st game as an Oiler on Jan. 16 @ MIN (2013-14)
- Posted back-to-back shutouts (his first shutouts in his NHL career) Feb. 16 vs. OTT (34 saves) and Feb. 18 @ FLA (37 saves) (2012-13)
- Recorded a scoreless streak at 151:46 from Feb. 14-19 (2012-13)
- Won his NHL debut Nov. 3, 2011 @ CBJ (38 saves in 2-1 win) (2011-12)
- Ranked 1st in the AHL in goals against average (2.04) (2011-12)
- Won AHL's Harry "Hap" Holmes Memorial Award, presented to the goaltender(s) with at least 25 games played on the team which allows the fewest goals in the regular season (2011-12)
- Among AHL rookie goaltenders he ranked 3rd in save percentage (.924) and 4th in goals against average (2.33) (2010-11)

COLLEGE HIGHLIGHTS

- Ranked 1st in the NCAA in shutouts (7), save percentage (.934) and tied for 1st in goals against average (1.87) (2009-10)
- Recorded third longest scoreless streak in NCAA history, going 267:11 without allowing a goal (2009-10)
- Named NCAA East All-American (2009-10)
- Named ECAC First-Team All-Star and won the ECAC Hockey Ken Dryden Award as the league's top goaltender (2009-10)
- Named finalist for the Hobey Baker Award (2009-10)
- Named ECAC Second-Team All-Star and honorable mention for the All-Ivy League team (2008-09)

INTERNATIONAL HIGHLIGHTS

- Represented Team Canada at the 2014 World Hockey Championship, posting a save percentage of .937 and a 1.74 goals against average in seven games.



SCRIVENS CAREER STATISTICS

SEASON	TEAM	LEAGUE	REGULAR SEASON									PLAYOFFS					
			GP	W	L	OT/T	MINS	GA	SO	GAA	GP	W	L	MINS	GA	SO	GAA
2006-07	Cornell	ECAC	12	3	6	2	574	22	1	2.30	-	-	-	-	-	-	-
2007-08	Cornell	ECAC	35	19	12	3	1965	66	4	2.02	-	-	-	-	-	-	
2008-09	Cornell	ECAC	36	22	10	4	2153	65	7	1.81	-	-	-	-	-	-	
2009-10	Cornell	ECAC	34	21	9	4	2018	63	7	1.87	-	-	-	-	-	-	
2010-11	Toronto	AHL	33	13	12	5	1929	75	2	2.33	-	-	-	-	-	-	
	Reading	ECHL	13	10	3	0	779	29	0	2.23	3	0	1	107	9	0	5.04
2011-12	TORONTO	NHL	12	4	5	2	672	35	0	3.13	-	-	-	-	-	-	
	Toronto	AHL	39	22	15	1	2293	78	4	2.04	17	11	6	1030	33	3	1.92
2012-13	TORONTO	NHL	20	7	9	0	1025	46	2	2.69	-	-	-	-	-	-	
	Toronto	AHL	22	14	7	1	1325	49	2	2.22	-	-	-	-	-	-	
2013-14	LOS ANGELES	NHL	19	7	5	4	975	32	3	1.97	-	-	-	-	-	-	
	EDMONTON	NHL	21	9	11	0	1235	62	1	3.01	-	-	-	-	-	-	
2014-15	EDMONTON	NHL	57	15	26	11	3228	170	1	3.16	-	-	-	-	-	-	
	NHL TOTALS		129	42	56	17	7134	345	7	2.90	-	-	-	-	-	-	

SCRIVENS VS NHL

OPPONENT	GP	W-L-T-OT	SO	GA	GAA	SV%
Anaheim	4	1-2-0-0	0	10	2.70	.906
Arizona	7	1-4-0-2	0	19	3.04	.904
Boston	5	1-4-0-0	0	19	4.12	.874
Buffalo	7	3-2-0-2	0	17	2.83	.908
Calgary	7	0-4-0-1	0	23	3.62	.866
Carolina	4	2-2-0-0	0	10	2.53	.925
Chicago	4	1-2-0-1	0	11	3.19	.903
Colorado	4	1-1-0-2	0	9	2.18	.935
Columbus	3	1-0-0-2	0	8	2.53	.911
Dallas	2	0-1-0-1	0	8	3.87	.896
Detroit	1	0-1-0-0	0	3	3.10	.875
Edmonton	0	0-0-0-0	0	0	0.00	.000
Florida	5	3-1-0-0	2	8	1.84	.940
Los Angeles	5	1-3-0-0	0	19	4.27	.877
Minnesota	4	1-3-0-0	0	12	3.00	.897
Montreal	5	2-2-0-0	1	9	2.11	.926
Nashville	5	1-3-0-0	0	11	2.39	.921
New Jersey	3	2-0-0-1	1	3	0.99	.945
NY Islander	4	3-1-0-0	0	11	2.91	.906
NY Rangers	4	2-2-0-0	1	7	1.76	.944
Ottawa	5	2-2-0-1	1	12	2.38	.924
Philadelphia	3	2-0-0-0	0	7	2.64	.921
Pittsburgh	2	0-1-0-0	0	6	4.50	.850
San Jose	7	2-4-0-1	1	22	3.13	.909
St. Louis	7	2-3-0-1	0	23	3.50	.892
Tampa Bay	6	3-2-0-0	0	15	2.88	.877
Toronto	1	1-0-0-0	0	1	1.00	.966
Vancouver	7	2-4-0-1	0	21	3.02	.905
Washington	3	2-1-0-0	0	9	3.02	.907
Winnipeg	5	0-1-0-1	0	12	3.93	.862
	129	42-56-0-17	7	345	2.90	.905

SCRIVENS NHL HIGHLIGHTS

FIRSTS

First GP	11/03/2011	TOR 4 at CBJ 1
First Win	11/03/2011	TOR 4 at CBJ 1
First Shutout	02/16/2013	TOR 3 vs OTT 0

MOSTS

Shots Faced	59 (1X)	MOST RECENTLY 01/29/2014 EDM 3 vs SJ 0
Saves	59 (1X)	01/29/2014 EDM 3 vs SJ 0
GA	6 (4X)	04/11/2015 EDM @ VAN
Career Shutouts	7	10/27/2014 EDM vs. MTL

LONGEST PERSONAL STREAKS

Longest Win Streak	4 (1X)	11/14/2013-11/19/2013
Streak W/OUT Reg Loss	9 (1X)	11/12/2013-11/27/2013 (5-0-4)
Longest Losing Streak	7 (1X)	10/29/2014-11/22/2014
Longest Winless Streak	9 (1X)	10/29/2014-12/03/2014
Longest shutout sequence:	191:19	11/14/2013-11/19/2013

NHL SHOOTOUT RECORD

4-8 (17 goals on 58 attempts)

NHL PENALTY SHOTS

1-1	04/01/2015	EDM 1 at ANA 1	GOAL
		Andrew Cogliano	



2

ANDREJ
SEKERA

POSITION: DEFENCE | **SHOOTS:** LEFT
HEIGHT: 6-0 | **WEIGHT:** 198 | **DOB:** JUNE 8, 1986
BIRTHPLACE: BOJNICE, SLOVAKIA

ACQUIRED: Signed as a free agent on July 1, 2015.

CONTRACT STATUS: Signed through 2020-21 season.

2014-15 HIGHLIGHTS

- Ranked third among Hurricanes defencemen in points (19) and assists (17)
- Ranked second on Carolina in average time on ice (22:46) per game
- Traded to the Los Angeles Kings on February 25th, in exchange for Rowland McKeown and the Kings 1st round draft pick in the 2015 NHL Draft
- Averaged 19:12 of ice time in 16 games with Los Angeles

CAREER HIGHLIGHTS

- Set career highs in goals (11), assists (33), points (44), power-play goals (4) and shots (142) **(2013-14)**
- Led Carolina in time on ice per game (23:40) and blocked shots (127) **(2013-14)**
- Ranked tied for first among NHL defencemen and tied for seventh among NHL skaters in takeaways (68) **(2013-14)**
- Named the Hurricanes' most valuable player by the Carolina chapter of the Professional Hockey Writers' Association (PHWA) **(2013-14)**
- Earned his 100th NHL point with an assist on Nov. 15 vs. ANA **(2013-14)**
- Played in his 400th NHL game on Mar. 7 vs. NYR **(2013-14)**
- Played his 300th career NHL game on Apr. 3 vs. TOR **(2011-12)**
- Played his 200th NHL game on Jan. 15 at NYI
- Registered career highs in games played (76) and plus/minus (+11) **(2010-11)**
- Made his Stanley Cup playoff debut in Apr. 15 vs. BOS **(2009-10)**
- Scored his first NHL goal against Manny Legace on Nov. 28 vs. STL **(2007-08)**
- Made his NHL debut on Dec. 9 at MTL **(2006-07)**

JUNIOR HIGHLIGHTS

- Won the Max Kaminsky Trophy as the OHL's Most Outstanding Defenceman and was a first-team OHL All-Star **(2005-06)**
- Ranked tied for second among OHL defencemen in goals (21) and tied for eighth in points (55) **(2005-06)**

INTERNATIONAL HIGHLIGHTS

- Played for Slovakia at the 2014 Winter Olympics in Sochi
- Represented Slovakia at the 2010 Winter Olympics in Vancouver
- Represented Slovakia at the 2008, 2009 and 2010 World Hockey Championships
- Represented Slovakia twice (2005, 2006) at the World Junior Hockey Championships; served as captain in 2006.
- Played for Slovakia at the 2004 U-18 World Hockey Championship



SEKERA CAREER STATISTICS

SEASON	TEAM	LEAGUE	REGULAR SEASON					PLAYOFFS				
			GP	G	A	PTS	PIM	GP	G	A	PTS	PIM
2001-02	Trencin Jr.	Slovak-Jr.	52	5	10	15	10	--	--	--	--	--
2002-03	Trencin Jr.	Slovak-Jr.	48	9	15	24	20	--	--	--	--	--
2003-04(a)	Trencin	Slovakia	3	0	0	0	2	--	--	--	--	--
	Trencin Jr.	Slovak-Jr.	42	5	12	17	40	2	0	1	1	4
2004-05	Trencin U18	Svk U18	5	0	0	0	0	--	--	--	--	--
	Owen Sound	OHL	51	7	21	28	18	6	0	4	4	4
2005-06	Owen Sound	OHL	51	21	34	55	54	11	5	8	13	9
2006-07	Rochester	AHL	54	3	16	19	28	--	--	--	--	--
	Buffalo	NHL	2	0	0	0	2	--	--	--	--	--
2007-08	Rochester	AHL	40	2	15	17	22	--	--	--	--	--
	Buffalo	NHL	37	2	6	8	16	--	--	--	--	--
2008-09	Buffalo	NHL	69	3	16	19	22	--	--	--	--	--
2009-10	Buffalo	NHL	49	4	7	11	6	6	0	0	0	7
2010-11	Buffalo	NHL	76	3	26	29	34	2	1	0	1	4
2011-12	Buffalo	NHL	69	3	10	13	18	--	--	--	--	--
2012-13	Buffalo	NHL	37	2	10	12	4	--	--	--	--	--
2013-14	CAROLINA	NHL	74	11	33	44	20	--	--	--	--	--
2014-15	CAROLINA	NHL	57	2	17	19	8	--	--	--	--	--
	LOS ANGELES	NHL	16	1	3	4	6	--	--	--	--	--
NHL TOTALS			486	31	128	159	136	8	1	0	1	11

SEKERA VS NHL

OPPONENT	GP	G	A	PTS	PIM
Anaheim	11	1	4	5	0
Arizona	9	1	1	2	6
Boston	37	4	7	11	8
Buffalo	5	1	4	5	0
Calgary	7	0	3	3	4
Carolina	18	1	6	7	8
Chicago	9	0	1	1	4
Colorado	7	1	2	3	6
Columbus	13	0	1	1	10
Dallas	5	0	2	2	0
Detroit	9	3	1	4	0
Edmonton	6	0	4	4	0
Florida	21	2	4	6	2
Los Angeles	8	1	4	5	0
Minnesota	8	0	4	4	6
Montréal	33	3	8	11	18
Nashville	9	0	2	2	2
New Jersey	24	1	8	9	0
NY Islanders	25	0	6	6	8
NY Rangers	27	2	6	8	18
Ottawa	28	1	8	9	2
Philadelphia	23	2	5	7	2
Pittsburgh	25	1	6	7	4
San Jose	9	1	5	6	0
St. Louis	9	1	1	2	0
Tampa Bay	22	0	5	5	4
Toronto	31	3	8	11	6
Vancouver	8	0	2	2	2
Washington	23	1	7	8	14
Winnipeg	17	0	3	3	2
486	31	128	159	136	

SEKERA NHL HIGHLIGHTS

FIRSTS

First GP	12/09/2006	BUF 3 @ MTL 2
First Asst	10/26/2007	BUF 4 @ FLA 2
First Goal	11/28/2007	BUF 3 vs STL 4
First Goal versus		Manny Legace at 11:02 of period 3

MOSTS

Goals	2 (1X)	MOST RECENTLY 11/21/2013 CAR 3 @ DET 4
Assists	2 (17X)	10/10/2014 CAR 3 vs NYI 5
Points	3 (1X)	01/23/2014 CAR 5 @ BUF 3 (1G-2A)
SOG	7 (1X)	12/31/2013 CAR 5 vs MTL 4
PIM	12 (1X)	03/30/2011 BUF 1 vs NYR 0
Hat Tricks	--	--
Multi-Pt Games	26	02/07/2015 CAR 5 @ SJ 4 (1G-1A)

LONGEST PERSONAL STREAKS

Goals	2 (3X)	03/01/2014 03/02/2014 (2G)
Assists	5 (1X)	02/26/2011 03/06/2011 (8A)
Pts	5 (2X)	02/25/2014 03/04/2014 (2G-4A)



33 | CAM TALBOT

 @Ctalbot33

POSITION: GOALTENDER | **CATCHES:** LEFT

HEIGHT: 6-3 | **WEIGHT:** 193 | **DOB:** JULY 5, 1987

BIRTHPLACE: CALEDONIA, ONTARIO

ACQUIRED: The Edmonton Oilers acquired Cam Talbot and the 209th pick in the 2015 NHL Draft from the New York Rangers on June 27, 2015, in exchange for Edmonton's 57th, 79th, and 184th picks in the 2015 NHL Draft.

CONTRACT STATUS: Signed through 2015-16 season.

2014-15 HIGHLIGHTS

- Established career-highs in appearances (36), wins (21), and shutouts (5)
- Ranked fourth in the NHL in goals against average (2.21) and save percentage (.926), and tied for eighth in the NHL in shutouts
- Received the Rangers Steven McDonald Extra Effort Award
- Posted three shutouts in a span of four games in which he played from Nov. 19 vs. PHI to Dec. 21 vs. CAR; became the first Rangers goalie to do so since Andy Aitkenhead registered three straight shutouts from Dec. 2-7, 1933
- Became the second Rangers goalie in franchise history to post at least six shutouts in his first 26 career NHL starts (along with Lorne Chabot in 1926-27)
- Established a single-game career-high in saves (38) on Feb. 16 at NYI
- posted the fifth-best GAA over the first 50 games of his NHL career (1.95) among all goalies who made their NHL debut in the league's modern era (1943-44 or later)

CAREER HIGHLIGHTS

- Led all first-year goalies (min. 15 games) in GAA (1.64) and SV% (.941), ranked third in shutouts (three), and tied for fourth in wins (12) **(2013-14)**
- Recorded his first career NHL shutout (22 saves) on Nov. 16 at MTL **(2013-14)**
- Posted his first career NHL victory on Oct. 26 at DET **(2013-14)**
- Made his NHL debut on Oct. 24 at PHI **(2013-14)**
- Became the NHL goalie since Frank Brimsek (1938-39) to hold opponents to two or fewer goals in each of his first seven career NHL starts **(2013-14)**
- Established AHL career-highs in appearances (55) and wins (25) and ranked eighth in the AHL in wins **(2012-13)**
- Made his professional debut in a relief appearance (19 saves) on Apr. 7 vs. WOR

COLLEGE HIGHLIGHTS

- Named the 2010 College Hockey America (CHA) tournament MVP and selected to the CHA All-Tournament Team **(2009-10)**
- Led the University of Alabama-Huntsville Chargers to their second CHA tournament championship **(2009-10)**
- Led all CHA goaltenders and ranked fifth in the NCAA in save percentage and second in the conference in wins and goals against average **(2009-10)**
- Registered his first NCAA shutout (33 saves) on Nov. 21 at Yale **(2008-09)**



TALBOT CAREER STATISTICS

SEASON	TEAM	LEAGUE	REGULAR SEASON									PLAYOFFS					
			GP	W	L	OT/T	MINS	GA	SO	GAA	GP	W	L	MINS	GA	SO	GAA
2007-08	Univ. of Alabama	CHA	13	1	10	0	583	45	0	4.63	-	-	-	-	-	-	-
2008-09	Univ. of Alabama	CHA	24	2	16	3	1320	65	1	2.95	-	-	-	-	-	-	
2009-10	Univ. of Alabama	CHA	33	12	18	3	1958	85	1	2.61	-	-	-	-	-	-	
	Hartford	AHL	1	0	0	0	19	3	0	9.7	-	-	-	-	-	-	
2010-11	Connecticut	AHL	22	11	9	2	1308	62	2	2.84	1	0	1	38	2	0	3.13
	Greenville	ECHL	2	1	0	1	122	5	0	2.46	-	-	-	-	-	-	
2011-12	Connecticut	AHL	33	14	15	1	1865	81	4	2.61	9	5	4	571	20	2	2.10
2012-13	Connecticut	AHL	55	25	28	1	3105	136	2	2.63	-	-	-	-	-	-	
2013-14	RANGERS	NHL	21	12	6	1	1211	33	3	1.64	2	0	1	46	2	0	2.61
	Hartford	AHL	5	4	0	1	314	13	0	2.49	-	-	-	-	-	-	
2014-15	RANGERS	NHL	36	21	9	4	2095	77	5	2.21	-	-	-	-	-	-	
	NHL TOTALS		57	33	15	5	3306	110	8	2.00	2	0	1	46	2	0	2.59

TALBOT VS NHL

OPPONENT	GP	W-L-T-OT	SO	GA	GAA	SV%
Anaheim	1	1-0-0-0	0	2	2.00	.947
Arizona	2	2-0-0-0	0	4	2.00	.947
Boston	2	1-1-0-0	0	5	2.50	.904
Buffalo	0	0-0-0-0	0	0	0.00	.000
Calgary	1	1-0-0-0	1	0	0.00	1.00
Carolina	2	2-0-0-0	1	2	0.96	.958
Chicago	3	2-1-0-0	1	2	0.67	.978
Colorado	1	1-0-0-0	0	3	3.00	.897
Columbus	4	2-1-0-0	0	10	2.60	.901
Dallas	1	0-0-0-1	0	3	2.95	.880
Detroit	3	1-1-0-1	0	7	2.27	.929
Edmonton	2	1-1-0-0	1	2	1.01	.965
Florida	1	1-0-0-0	0	1	1.00	.974
Los Angeles	2	1-1-0-0	0	7	3.59	.894
Minnesota	2	1-1-0-0	0	3	1.53	.941
Montréal	2	1-0-0-1	1	1	0.49	.980
Nashville	3	2-1-0-0	1	4	1.35	.939
New Jersey	1	1-0-0-0	0	2	2.00	.905
NY Islanders	5	3-1-0-0	0	12	2.78	.917
NY Rangers	0	0-0-0-0	0	0	0.00	.000
Ottawa	2	2-0-0-0	0	2	1.00	.963
Philadelphia	4	2-2-0-0	2	5	1.26	.957
Pittsburgh	0	0-0-0-0	0	0	0.00	.000
San Jose	0	0-0-0-0	0	0	0.00	.000
St. Louis	1	0-0-0-1	0	3	2.77	.912
Tampa Bay	1	0-0-0-0	0	1	3.00	.667
Toronto	5	3-1-0-0	0	11	2.46	.915
Vancouver	2	1-0-0-1	0	6	2.88	.908
Washington	3	1-2-0-0	0	8	2.70	.914
Winnipeg	1	0-1-0-0	0	4	4.07	.862
57	33-15-0-5	8	110	1.99	.931	

TALBOT NHL HIGHLIGHTS

FIRSTS

First GP	10/24/2013	NYR 1 @ PHI 2
First Win	10/26/2013	NYR 3 @ DET 2
First Shutout	11/16/2013	NYR 1 @ MTL 0

MOSTS

Shots Faced	43 (1X)	02/16/2015 NYR 6 @ NYI 5
Saves	38 (2X)	03/15/2015 NYR 2 vs FLA 1
GA	5 (2X)	02/16/2015 NYR 6 @ NYI 5
Career Shutouts	8	03/08/2015 NYR 1 @ CHI 0

MOST RECENTLY

LONGEST PERSONAL STREAKS


Longest Win Streak	6 (1X)	10/26/2013-11/30/2013
Streak W/OUT Reg Loss	9 (1X)	02/08/2015-02/26/2015 (7-0-2)
Longest Losing Streak	2 (1X)	01/21/2014-02/06/2014
Longest Winless Streak	4 (1X)	04/12/2014-11/08/2014 (0-2-2)
Longest shutout sequence:	165:27	11/07/2013-11/25/2013

NHL SHOOTOUT RECORD

3-2 (6 goals on 14 attempts)

NHL PENALTY SHOTS

1-2	04/12/2014	NYR 0 @ MTL 1 Gionta, Brian	GOAL
	02/14/2015	NYR 5 @ ARI 1 Rieder, Tobias	No Goal



10 | NAIL YAKUPOV

 @Nail10_1993

POSITION: RIGHT WING | **SHOOTS:** LEFT
HEIGHT: 5-11 | **WEIGHT:** 195 | **DOB:** OCTOBER 6, 1993
BIRTHPLACE: NIZHNEKAMSK, RUSSIA

ACQUIRED: Edmonton's 1st choice, 1st overall, in 2012 NHL Entry Draft.

CONTRACT STATUS: Signed through 2014-15 season.

2014-15 HIGHLIGHTS

- Ranked sixth on the team in points (33)
- Finished second on the team in power play goals (5)
- Ranked fifth on the team power play points (10)
- Played his 150th career NHL game on Jan. 2 at COL

CAREER HIGHLIGHTS

- Set a career high in games (63) and shots (122) **(2013-14)**
- Played his 100th career NHL game on Feb. 1 @ BOS **(2013-14)**
- Led the Oilers in goals (17) and finished 4th on the team in points (31)
- Led the team in power play goals (6)
- Ranked 1st on the Oilers in shooting percentage (21.0%)
- Scored his 1st NHL goal Jan. 22 vs. SJ
- Recorded his 1st career multipoint game Apr. 1 vs. CGY (1G, 1A)
- Registered his 1st career hat-trick on Apr. 27 vs. VAN
- Played in his 1st career NHL game on Jan. 20/13 @ VAN **(2012-13)**

JUNIOR HIGHLIGHTS

- Appeared in 42 games with Sarnia collecting 69 points (31G, 38A) **(2011-12)**
- Led the Sting in points-per-game average (1.64), plus minus (+15) and power play goals (12) **(2011-12)**
- Played in 65 games leading Sarnia with 101 points **(2010-11)**
- Named CHL Rookie of the Year **(2010-11)**
- Named to the CHL's First All-Rookie Team **(2010-11)**
- Awarded the Emms Family Award for OHL Rookie of the Year **(2010-11)**

INTERNATIONAL HIGHLIGHTS

- Tallied eight points (3G, 5A) in seven games with Russia as they hosted the 2013 World Junior Hockey Championship
- Recorded nine assists in seven games at the 2012 IIHF World Junior Hockey Championship



YAKUPOV CAREER STATISTICS

SEASON	TEAM	LEAGUE	REGULAR SEASON					PLAYOFFS				
			GP	G	A	PTS	PIM	GP	G	A	PTS	PIM
2010-11	Sarnia	OHL	65	49	52	101	71	-	-	-	-	-
2011-12	Sarnia	OHL	42	31	38	69	30	4	2	3	5	4
	Russia	WJHC	7	0	9	9	6	-	-	-	-	-
2012-13	EDMONTON	NHL	48	17	14	31	24	-	-	-	-	-
	Nizhnekamsk	KHL	22	10	8	18	33	-	-	-	-	-
	Russia	WJHC	7	3	5	8	0	-	-	-	-	-
2013-14	EDMONTON	NHL	63	11	13	24	36	-	-	-	-	-
2014-15	EDMONTON	NHL	81	14	19	33	18	-	-	-	-	-
NHL TOTALS			192	42	46	88	78	-	-	-	-	-

YAKUPOV VS NHL

OPPONENT	GP	G	A	PTS	PIM
Anaheim	9	1	3	4	0
Arizona	11	2	2	4	8
Boston	4	1	1	2	0
Buffalo	3	0	2	2	2
Calgary	12	3	4	7	2
Carolina	4	1	1	2	2
Chicago	9	4	3	7	2
Colorado	10	2	2	4	0
Columbus	7	3	3	6	6
Dallas	9	0	2	2	6
Detroit	7	1	1	2	4
Edmonton	0	0	0	0	0
Florida	4	0	1	1	2
Los Angeles	11	2	2	4	4
Minnesota	9	3	1	4	2
Montréal	4	1	1	2	2
Nashville	8	2	0	2	2
New Jersey	4	1	1	2	0
NY Islanders	4	0	1	1	2
NY Rangers	3	1	0	1	0
Ottawa	4	0	3	3	2
Philadelphia	4	0	0	0	0
Pittsburgh	4	0	1	1	0
San Jose	11	5	3	8	8
St. Louis	9	1	1	2	2
Tampa Bay	4	0	1	1	0
Toronto	3	0	1	1	4
Vancouver	13	5	3	8	4
Washington	3	0	1	1	0
Winnipeg	5	3	1	4	12
192	42	46	88	78	

YAKUPOV NHL HIGHLIGHTS

FIRSTS

First GP	01/20/13	EDM 3 @ VAN 2 (SO)
First Asst	01/31/13	EDM 2 vs. SJ 3 (SO)
First Goal	01/22/13	EDM 3 vs. SJ 6

MOSTS

Goals	3 (1X)	04/27/13 EDM 7 vs. VAN 2
Assists	2 (1X)	01/27/14 EDM 4 @ VAN 2
Points	3 (1X)	04/27/13 EDM 7 vs. VAN 2
SOG	6 (4X)	03/09/15 EDM @ DET
PIM	12 (1X)	12/23/13 EDM 6 vs. WPG 2
Hat Tricks	1	04/27/13 EDM 7 vs. VAN 2
Multi-Pt Games	12	03/18/15 EDM vs. CBJ

MOST RECENTLY

LONGEST PERSONAL STREAKS

Goals	3 (1X)	04/24/13 – 04/27/13
Assists	3 (2X)	02/10/15 – 02/14/15
Points	5 (2X)	03/09/15 – 03/18/15 (2G, 3A)



ETHAN BEAR DEFENCE

5'11" 198 lbs. Shoots: Right Born: June 26, 1997; Ochapowace, SK

		REGULAR SEASON					PLAYOFFS					
SEASON	TEAM	LEAGUE	GP	G	A	PTS	PIM	GP	G	A	PTS	PIM
2012-13	Seattle	WHL	1	0	0	0	0	-	-	-	-	-
2013-14	Seattle	WHL	58	6	13	19	18	9	2	2	4	6
2014-15	Seattle	WHL	69	13	25	38	23	6	1	2	3	0
WHL TOTALS			128	19	38	57	41	15	3	4	7	6

Edmonton's 5th round selection, 124th overall, in the 2015 NHL Draft.



BEN BETKER DEFENCE

6'6" 223 lbs. Shoots: Left Born: September 29, 1994; Cranbrook, BC

		REGULAR SEASON					PLAYOFFS					
SEASON	TEAM	LEAGUE	GP	G	A	PTS	PIM	GP	G	A	PTS	PIM
2011-12	Westside	BCHL	59	5	13	18	52	-	-	-	-	-
2011-12	Portland	WHL	1	0	0	0	0	-	-	-	-	-
2012-13	Everett	WHL	68	1	5	6	100	-	-	-	-	-
2013-14	Everett	WHL	68	7	14	21	102	5	0	1	1	8
2014-15	Everett	WHL	64	6	25	31	63	9	1	2	3	16
BCHL TOTALS			59	5	13	18	52	-	-	-	-	-
WHL TOTALS			201	14	44	58	265	20	1	4	5	32

Edmonton's 6th round selection, 158th overall, in the 2013 NHL Draft.



KEVEN BOUCHARD GOALTENDER

6'1" 209 lbs. Catches: Left Born: April 19, 1996; Metabetchouan, QE

		REGULAR SEASON					PLAYOFFS										
SEASON	TEAM	LEAGUE	GP	W	L	OTL	MINS	GA	SO	GAA	GP	W	L	MINS	GA	SO	GAA
2013-14	Val d'Or	QMJHL	27	17	6	1	1462	72	2	2.95	1	-	-	14	1	0	4.27
2014-15	Val d'Or	QMJHL	36	15	13	5	1948	125	1	3.85	4	0	2	133	9	0	4.06
QMJHL TOTALS			63	32	19	6	3410	197	3	3.47	5	0	2	147	10	0	4.08

Edmonton's 7th round selection, 183rd overall, in the 2014 NHL Draft.



LAURENT BROSSOIT GOALTENDER

6'3" 202 lbs. Catches: Left Born: March 23, 1993; Surrey, BC

		REGULAR SEASON					PLAYOFFS										
SEASON	TEAM	LEAGUE	GP	W	L	OTL	MINS	GA	SO	GAA	GP	W	L	MINS	GA	SO	GAA
2010-11	Edmonton	WHL	34	13	12	2	1664	92	2	3.32	2	-	-	-	-	-	3.58
2011-12	Edmonton	WHL	61	42	13	5	3574	147	3	2.47	20	-	-	-	-	-	2.04
2012-13	Edmonton	WHL	49	33	8	6	2854	107	5	2.25	22	-	-	-	-	-	1.82
2013-14	Alaska	ECHL	3	2	0	0	126	0	2	0.00	-	-	-	-	-	-	-
	Abbotsford	AHL	2	0	1	0	94	9	0	5.72	-	-	-	-	-	-	-
	Bakersfield	ECHL	35	24	9	2	2079	74	6	2.14	16	10	6	976	37	3	2.27
	Oklahoma City	AHL	8	2	5	0	416	25	0	3.60	-	-	-	-	-	-	-
2014-15	Oklahoma City	AHL	53	25	22	4	3049	130	4	2.56	2	1	0	86	5	0	3.46
	EDMONTON	NHL	1	0	1	0	60	2	0	2.00	-	-	-	-	-	-	-
WHL TOTALS			144	88	33	13	8092	346	10	2.57	44	30	14	2643	88	7	2.00
ECHL TOTALS			38	26	9	2	2205	74	8	2.01	16	10	6	976	37	3	2.27
AHL TOTALS			63	29	27	4	3591	155	6	2.59	2	1	0	86	5	0	3.46
NHL TOTALS			1	0	1	0	60	2	0	2.00	-	-	-	-	-	-	-

Acquired from the Calgary Flames on November 8 along with Ramon Horak, in exchange for Olivier Roy and Ladislav Smid.

**EVAN CAMPBELL** LEFT WING**6'1" 205 lbs. Shoots: Left Born:** March 1, 1993; Port Coquitlam, BC

SEASON	TEAM	LEAGUE	REGULAR SEASON					PLAYOFFS				
			GP	G	A	PTS	PIM	GP	G	A	PTS	PIM
2010-11	Cowichan	BCHL	1	0	0	0	0	-	-	-	-	-
2011-12	Coquitlam	BCHL	17	1	1	2	17	-	-	-	-	-
2011-12	Langley	BCHL	31	11	8	19	18	-	-	-	-	-
2012-13	Langley	BCHL	51	20	46	66	46	-	-	-	-	-
2013-14	UMass-Lowell	H-East	33	9	2	11	18	-	-	-	-	-
2014-15	UMass-Lowell	H-East	34	12	15	27	29	-	-	-	-	-
BCHL TOTALS			100	32	55	87	81	-	-	-	-	-
NCAA TOTALS			67	21	17	38	47	-	-	-	-	-

Edmonton's 5th round selection, 128th overall, in the 2013 NHL Draft

**GREG CHASE** CENTRE**6'0" 190 lbs. Shoots: Right Born:** January 1, 1995; Sherwood Park, AB

SEASON	TEAM	LEAGUE	REGULAR SEASON					PLAYOFFS				
			GP	G	A	PTS	PIM	GP	G	A	PTS	PIM
2010-11	Calgary	WHL	5	0	0	0	6	-	-	-	-	-
2011-12	Calgary	WHL	60	6	22	28	41	5	1	1	2	11
2012-13	Calgary	WHL	69	17	32	49	58	17	3	7	10	24
2013-14	Calgary	WHL	70	35	50	85	83	6	4	5	9	2
	Oklahoma City	AHL	5	1	0	1	4	-	-	-	-	-
2014-15	Calgary	WHL	15	2	13	15	20	-	-	-	-	-
	Victoria	WHL	46	18	26	44	39	10	7	4	11	6
	Oklahoma City	AHL	-	-	-	-	-	4	0	1	1	2
WHL TOTALS			265	78	143	221	247	38	15	17	32	43
AHL TOTALS			5	1	9	1	4	4	0	1	1	2

Edmonton's 7th round selection, 188th overall, in the 2013 NHL Draft

**BRANDON DAVIDSON** DEFENCE**6'2" 210 lbs. Shoots: Left Born:** August 21, 1991; Lethbridge, AB

SEASON	TEAM	LEAGUE	REGULAR SEASON					PLAYOFFS				
			GP	G	A	PTS	PIM	GP	G	A	PTS	PIM
2009-10	Regina	WHL	59	1	33	34	37	-	-	-	-	-
2010-11	Regina	WHL	72	8	44	52	71	-	-	-	-	-
	Oklahoma City	AHL	1	0	0	0	0	1	0	0	0	0
2011-12	Regina	WHL	69	13	36	49	83	4	0	1	1	6
2012-13	Oklahoma City	AHL	26	2	3	5	14	17	0	6	6	2
	Stockton	ECHL	11	7	5	12	4	-	-	-	-	-
2013-14	Oklahoma City	AHL	68	5	8	13	58	3	0	1	1	0
2014-15	Oklahoma City	AHL	55	4	6	10	43	10	1	1	2	12
	EDMONTON	NHL	12	1	0	1	0	-	-	-	-	-
WHL TOTALS			150	11	17	28	115	31	1	8	9	12
NHL TOTALS			12	1	0	1	0	-	-	-	-	-

Edmonton's 6th round selection, 162nd overall, in the 2010 NHL Draft.



LEON DRAISAITL CENTRE

6'1" 214 lbs. Shoots: Left Born: October 27, 1995; Cologne, GER

		REGULAR SEASON						PLAYOFFS				
SEASON	TEAM	LEAGUE	GP	G	A	PTS	PIM	GP	G	A	PTS	PIM
2010-11	Mannheim	DNL	6	0	1	1	2	-	-	-	-	-
2011-12	Mannheim	DNL	35	21	35	56	39	8	6	6	12	2
2012-13	Prince Albert	WHL	64	21	37	58	22	4	0	4	4	0
	Germany	WJHC	6	2	4	6	2	-	-	-	-	-
2013-14	Prince Albert	WHL	64	38	67	105	24	4	1	2	3	4
	Germany	WJHC	6	2	4	6	52	-	-	-	-	-
	Germany	WHC	7	1	3	4	0	-	-	-	-	-
2014-15	EDMONTON	NHL	37	2	7	9	4	-	-	-	-	-
	Kelowna	WHL	32	19	34	53	25	19	10	18	28	12
	WHL TOTALS		160	78	138	216	71	27	11	24	35	16
	NHL TOTALS		37	2	7	9	4	-	-	-	-	-

Edmonton's 1st round selection, 3rd overall in the 2014 NHL Draft.




MARTIN GERNAT DEFENCE

6'5" 203 lbs. Shoots: Left Born: April 11, 1993; Kosice, SVK

		REGULAR SEASON						PLAYOFFS				
SEASON	TEAM	LEAGUE	GP	G	A	PTS	PIM	GP	G	A	PTS	PIM
2009-10	Kosice	SVK U1841	4	24	28	22	-	-	-	-	-	-
2010-11	Kosice	SVK U2028	3	15	18	20	12	3	3	6	10	
2011-12	Edmonton	WHL	60	9	46	55	46	20	7	6	13	8
2012-13	Edmonton	WHL	23	3	10	13	14	22	6	11	17	6
2013-14	Oklahoma City	AHL	57	4	17	21	26	1	0	0	0	0
	Bakersfield	ECHL	3	0	1	1	6	-	-	-	-	-
2014-15	Oklahoma City	AHL	54	1	8	9	32	-	-	-	-	-
	SVK TOTALS		69	7	39	46	42	12	3	3	6	10
	WHL TOTALS		83	12	56	68	60	42	13	17	30	14
	ECHL TOTALS		3	0	1	1	6	-	-	-	-	-
	AHL TOTALS		111	5	25	30	58	1	0	0	0	0

Edmonton's 5th round selection, 122nd overall, in the 2011 NHL Draft.




RYAN HAMILTON LEFT WING

6'2" 214 lbs. Shoots: Left Born: April 15, 1985; Oshawa, ON

		REGULAR SEASON						PLAYOFFS				
SEASON	TEAM	LEAGUE	GP	G	A	PTS	PIM	GP	G	A	PTS	PIM
2006-07	Houston	AHL	62	7	9	16	36	-	-	-	-	-
2007-08	Houston	AHL	72	20	19	39	38	2	1	0	1	0
2008-09	Houston	AHL	29	8	4	12	24	-	-	-	-	-
	Houston	AHL	36	7	6	13	33	6	1	2	3	4
2009-10	Toronto	AHL	47	16	9	25	37	-	-	-	-	-
2010-11	Toronto	AHL	45	16	12	28	21	-	-	-	-	-
2011-12	Toronto	AHL	74	25	26	51	36	17	2	3	5	6
	TORONTO	NHL	2	0	1	1	2	-	-	-	-	-
2012-13	Toronto	AHL	56	30	18	48	31	4	1	1	2	0
	TORONTO	NHL	10	0	2	2	0	2	0	1	1	0
2013-14	Oklahoma City	AHL	30	7	9	16	26	-	-	-	-	-
	EDMONTON	NHL	2	0	0	0	0	-	-	-	-	-
2014-15	Oklahoma City	AHL	43	18	19	37	15	10	5	0	5	2
	EDMONTON	NHL	16	1	1	2	6	-	-	-	-	-
	AHL TOTALS		494	154	131	285	297	39	10	6	16	12
	NHL TOTALS		57	1	4	5	8	2	0	1	1	0


Signed as a free agent on July 5, 2013.

**CALEB JONES** DEFENCE

6'1" 192 lbs. Shoots: Left Born: June 6, 1997; Frisco, TX

REGULAR SEASON								PLAYOFFS				
SEASON	TEAM	LEAGUE	GP	G	A	PTS	PIM	GP	G	A	PTS	PIM
2013-14	USNTDP	USHL	52	1	14	15	88	-	-	-	-	-
2014-15	USNTDP	USHL	56	6	13	19	44	-	-	-	-	-
USHL TOTALS			108	7	27	34	132	-	-	-	-	-

Edmonton's 4th round selection, 117th overall, in the 2015 NHL Draft.

**KALE KESSY** LEFT WING

6'3" 196 lbs. Shoots: Left Born: December 4, 1992; Shaunavon, SK

REGULAR SEASON								PLAYOFFS				
SEASON	TEAM	LEAGUE	GP	G	A	PTS	PIM	GP	G	A	PTS	PIM
2008-09	Medicine Hat	WHL	9	0	0	2	0	12	1	3	4	10
2009-10	Medicine Hat	WHL	70	11	18	29	123	14	3	3	6	37
2010-11	Medicine Hat	WHL	65	10	14	24	129	2	0	1	1	2
2011-12	Medicine Hat	WHL	11	1	3	4	8	20	3	2	5	10
2012-13	Medicine Hat	WHL	2	2	0	2	17	-	-	-	-	-
	Vancouver	WHL	27	7	9	16	45	-	-	-	-	-
	Kamloops	WHL	31	12	13	25	44	15	11	3	14	21
2013-14	Oklahoma City	AHL	54	2	4	6	88	-	-	-	-	-
	Bakersfield	ECHL	3	1	0	1	0	-	-	-	-	-
2014-15	Oklahoma City	AHL	17	3	3	6	61	-	-	-	-	-
WHL TOTALS			215	43	57	100	356	63	18	12	30	80
ECHL TOTALS			3	1	0	1	0	-	-	-	-	-
AHL TOTALS			71	5	7	12	149	-	-	-	-	-

Acquired in a trade with the Phoenix Coyotes on April 6, 2013, in exchange for Tobias Rieder.

**JUJHAR KHAIRA** LEFT WING

6'4" 217 lbs. Shoots: Left Born: August 13, 1994; Surrey, BC

REGULAR SEASON								PLAYOFFS				
SEASON	TEAM	LEAGUE	GP	G	A	PTS	PIM	GP	G	A	PTS	PIM
2010-11	Prince George	BCHL	58	10	32	42	21	-	-	-	-	-
2011-12	Prince George	BCHL	54	29	50	79	69	4	0	2	2	2
2012-13	Michigan Tech	WCHA	37	6	19	25	49	-	-	-	-	-
2013-14	Everett	WHL	59	16	27	43	59	4	3	1	4	8
	Oklahoma City	AHL	6	0	0	0	2	3	1	0	1	0
2014-15	Oklahoma City	AHL	51	4	6	10	62	8	3	1	4	4
BCHL TOTALS			112	39	82	123	90	4	0	2	2	2
WCHA TOTALS			37	6	19	25	49	-	-	-	-	-
WHL TOTALS			59	16	27	43	59	4	3	1	4	8
AHL TOTALS			57	4	6	10	64	11	4	1	5	4

Edmonton's 3rd round selection, 63rd overall, in the 2012 NHL Draft.



JOEY LALEGGIA DEFENCE

5'9" 182 lbs. Shoots: Left Born: June 24, 1992; Burnaby, BC

SEASON	TEAM	LEAGUE	REGULAR SEASON					PLAYOFFS				
			GP	G	A	PTS	PIM	GP	G	A	PTS	PIM
2009-10	Penticton Vees	BCHL	54	13	52	65	19	16	2	10	12	8
2010-11	Penticton Vees	BCHL	58	20	62	82	47	9	1	9	10	12
2011-12	University of Denver	WCHA	43	11	27	38	35	-	-	-	-	-
2012-13	University of Denver	WCHA	39	11	18	29	31	-	-	-	-	-
2013-14	Denver	NCHC	37	12	13	25	36	-	-	-	-	-
2014-15	University of Denver	WCHA	37	15	25	40	56	-	-	-	-	-
	Oklahoma City	AHL	5	1	1	2	2	2	0	0	0	0
NCAA TOTALS			156	49	83	132	158	-	-	-	-	-
AHL TOTALS			5	1	1	2	2	2	0	0	0	0

Edmonton's 5th round selection, 123rd overall, in the 2012 NHL Entry Draft.



EETU LAURIKAINEN GOALTENDER

6'0" 185 lbs. Catches: Left Born: February 1, 1993; Jyvaskyla, FIN

SEASON	TEAM	LEAGUE	REGULAR SEASON							PLAYOFFS							
			GP	W	L	OTL	MINS	GA	SO	GAA	GP	W	L	MINS	GA	SO	GAA
2012-13	Swift Current	WHL	60	30	23	6	3507	140	1	2.40	5	-	-	-	-	-	-
2013-14	Swift Current	WHL	54	25	20	6	2961	143	4	2.90	6	-	-	-	-	-	
2014-15	Espoo	SM-liiga	37	17	10	9	2201	77	4	2.10	-	-	-	-	-	-	
WHL TOTALS			114	55	43	12	6468	283	5	2.63	11	-	-	-	-	-	
SM-liiga TOTALS			37	17	10	9	2201	77	4	2.10	-	-	-	-	-	-	

Signed as a free agent on May 11, 2015.



JOHN MARINO DEFENCE

6'1" 171 lbs. Shoots: Right Born: May 21, 1997; North Easton, MA

SEASON	TEAM	LEAGUE	REGULAR SEASON					PLAYOFFS				
			GP	G	A	PTS	PIM	GP	G	A	PTS	PIM
2013-14	South Shore	USPHL-Pr	34	6	11	17	16	-	-	-	-	-
2014-15	South Shore	USPHL-Pr	49	4	24	28	42	5	0	2	2	6
USPHL-Pr TOTALS			83	10	35	45	58	5	0	2	2	6

Edmonton's 6th round selection, 154th overall, in the 2015 NHL Draft.



ANDREW MILLER CENTRE

5'10" 182 lbs. Shoots: Right Born: September 18, 1988; Bloomfield Hills, MI

SEASON	TEAM	LEAGUE	REGULAR SEASON					PLAYOFFS				
			GP	G	A	PTS	PIM	GP	G	A	PTS	PIM
2007-08	Chicago	USHL	59	14	27	41	28	7	2	4	6	4
2008-09	Chicago	USHL	58	32	50	82	76	-	-	-	-	-
2009-10	Yale	ECAC	34	5	29	34	12	-	-	-	-	-
2010-11	Yale	ECAC	36	12	33	45	18	-	-	-	-	-
2011-12	Yale	ECAC	34	7	29	36	8	-	-	-	-	-
2012-13	Yale	ECAC	37	18	23	41	15	-	-	-	-	-
2013-14	Oklahoma City	AHL	52	8	26	34	14	3	0	0	0	4
2014-15	Oklahoma City	AHL	63	27	33	60	16	10	3	3	6	8
	EDMONTON	NHL	9	1	5	6	0	-	-	-	-	-
USHL TOTALS			117	46	77	123	104	-	-	-	-	-
ECAC TOTALS			141	42	114	156	53	-	-	-	-	-
AHL TOTALS			115	35	59	94	30	13	3	3	6	12
NHL TOTALS			9	1	5	6	0	-	-	-	-	-

Signed as a free agent by Edmonton on April 17, 2013

**MITCHELL MOROZ** LEFT WING**6'2" 214 lbs. Shoots: Left Born: May 3, 1994; Calgary, AB**

REGULAR SEASON								PLAYOFFS				
SEASON	TEAM	LEAGUE	GP	G	A	PTS	PIM	GP	G	A	PTS	PIM
2009-10	Edmonton	WHL	7	0	1	1	2	0	0	0	0	0
2010-11	Edmonton	WHL	1	0	0	0	0	0	0	0	0	0
2011-12	Edmonton	WHL	66	16	9	25	131	20	4	4	8	24
2012-13	Edmonton	WHL	69	13	21	34	140	22	2	5	7	41
2013-14	Edmonton	WHL	70	35	28	63	156	21	6	13	19	40
2014-15	Oklahoma City	AHL	66	5	4	9	169	6	0	1	1	6
WHL TOTALS			213	64	58	122	427	63	12	22	34	105
AHL TOTALS			66	5	4	9	169	6	0	1	1	6

Edmonton's 2nd round selection, 32nd overall, in the 2012 NHL Draft.

**AIDAN MUIR** LEFT WING**6'3" 191 lbs. Shoots: Right Born: August 21, 1995; Brampton, ON**

REGULAR SEASON								PLAYOFFS				
SEASON	TEAM	LEAGUE	GP	G	A	PTS	PIM	GP	G	A	PTS	PIM
2012-13	Victory Honda AAA	MWEHL	37	17	23	40	41	-	-	-	-	-
2013-14	Indiana	USHL	54	14	27	41	60	10	1	1	2	2
2014-15	Western Michigan	NCHC	36	6	9	15	4	-	-	-	-	-
MWEHL TOTALS			37	17	23	40	41	-	-	-	-	-
USHL TOTALS			54	14	27	41	60	10	1	1	2	2
NCAA TOTALS			36	6	9	15	4	-	-	-	-	-

Edmonton's 4th round selection, 113th overall, in the 2013 NHL Draft

**DAVID MUSIL** DEFENCE**6'4" 207 lbs. Shoots: Left Born: April 9, 1993; Delta, BC**

REGULAR SEASON								PLAYOFFS				
SEASON	TEAM	LEAGUE	GP	G	A	PTS	PIM	GP	G	A	PTS	PIM
2009-10	Vancouver	WHL	71	7	25	32	67	16	2	2	4	8
2010-11	Vancouver	WHL	62	6	19	25	83	4	0	1	1	2
2011-12	Vancouver	WHL	59	6	21	27	104	-	-	-	-	-
2012-13	Vancouver	WHL	14	2	6	8	18	-	-	-	-	-
	Edmonton	WHL	48	7	16	23	56	22	0	6	6	26
2013-14	Oklahoma City	AHL	61	2	10	12	54	2	0	1	1	0
	Bakersfield	ECHL	3	1	0	1	2	-	-	-	-	-
2014-15	Oklahoma City	AHL	65	2	9	11	36	6	0	0	0	6
	EDMONTON	NHL	4	0	2	2	2	-	-	-	-	-
WHL TOTALS			254	28	87	115	328	42	2	9	11	36
ECHL TOTALS			3	1	0	1	2	-	-	-	-	-
AHL TOTALS			126	4	19	23	90	8	0	1	1	6
NHL TOTALS			4	0	2	2	2	-	-	-	-	-

Edmonton's 2nd round selection, 31st overall, in the 2011 NHL Entry Draft



ZACH NAGELVOORT GOALTENDER

6'1" 207 lbs. Catches: Left Born: January 30, 1994; Holland, MI

REGULAR SEASON											PLAYOFFS						
SEASON	TEAM	LEAGUE	GP	W	L	OTL	MINS	GA	SO	GAA	GP	W	L	MINS	GA	SO	GAA
2011-12	Kalamazoo	NAHL	3	2	1	0	179	8	0	2.68	-	-	-	-	-	-	-
	Traverse City	NAHL	16	8	5	1	850	31	3	2.19	4	-	-	-	-	-	-
2012-13	Soo Eagles	NAHL	18	9	5	1	987	39	0	2.37	-	-	-	-	-	-	-
	Aberdeen	NAHL	10	8	1	1	614	17	1	1.66	-	-	-	-	-	-	-
2013-14	Michigan	Big-10	24	11	9	3	1418	52	1	2.20	-	-	-	-	-	-	-
2014-15	Michigan	Big-10	22	11	9	0	1116	49	1	2.63	-	-	-	-	-	-	-
	NAHL TOTALS		47	27	12	3	2630	95	4	2.17	4	-	-	-	-	-	-
	NCAA TOTALS		46	22	18	3	2534	101	2	2.39	-	-	-	-	-	-	-

Edmonton's 4th round selection, 111th overall, in the 2014 NHL Draft.



DARNELL NURSE DEFENCE

6'4" 213 lbs. Shoots: Left Born: February 4, 1995; Hamilton, ON

REGULAR SEASON											PLAYOFFS				
SEASON	TEAM	LEAGUE	GP	G	A	PTS	PIM	GP	G	A	PTS	PIM			
2011-12	Sault Ste. Marie	OHL	53	1	9	10	61	-	-	-	-	-			
2012-13	Sault Ste. Marie	OHL	68	12	29	41	116	-	-	-	-	-			
2013-14	Sault Ste. Marie	OHL	64	13	37	50	91	9	3	5	8	12			
	Oklahoma City	AHL	4	0	1	1	0	3	0	1	1	7			
2014-15	Sault Ste. Marie	OHL	36	10	23	33	58	14	3	5	8	26			
	Oklahoma City	AHL	-	-	-	-	-	4	0	4	4	4			
	EDMONTON	NHL	2	0	0	0	0	-	-	-	-	-			
	OHL TOTALS		221	36	98	134	326	29	7	14	20	44			
	AHL TOTALS		4	0	1	1	0	7	0	5	5	11			
	NHL TOTALS		2	0	0	0	0	-	-	-	-	-			

Edmonton's 1st round selection, 7th overall, in the 2013 NHL Draft.



JORDAN OESTERLE DEFENCE

6'0" 188 lbs. Shoots: Left Born: June 25, 1992; Dearborn Heights, MI

REGULAR SEASON											PLAYOFFS				
SEASON	TEAM	LEAGUE	GP	G	A	PTS	PIM	GP	G	A	PTS	PIM			
2011-12	Western Michigan	CCHA	41	2	6	8	8	-	-	-	-	-			
2012-13	Western Michigan	CCHA	38	3	6	9	14	-	-	-	-	-			
2013-14	Western Michigan	NCHC	34	2	15	17	27	-	-	-	-	-			
	Oklahoma City	AHL	4	1	0	1	2	1	0	0	0	0			
2014-15	Oklahoma City	AHL	65	8	17	25	8	10	1	3	4	8			
	EDMONTON	NHL	6	0	1	1	0	-	-	-	-	-			
	AHL TOTALS		69	9	17	26	10	11	1	3	4	8			
	NHL TOTALS		6	0	1	1	0	-	-	-	-	-			

Signed as a free agent on March 31, 2014.



ZIYAT PAIGIN DEFENCE

6'6" 209 lbs. Shoots: Left Born: February 8, 1995; Penza, RUS

REGULAR SEASON											PLAYOFFS				
SEASON	TEAM	LEAGUE	GP	G	A	PTS	PIM	GP	G	A	PTS	PIM			
2012-13	Kazan-Jr.	RUS-Jr.	46	3	9	12	16	4	0	0	0	2			
2013-14	Kazan-Jr.	RUS-Jr.	47	3	8	11	14	12	0	1	1	2			
2014-15	Kazan	KHL	33	1	1	2	2	2	0	0	0	0			
	RUS-Jr. TOTALS		93	6	17	23	30	16	0	1	1	4			
	KHL TOTALS		33	1	1	2	2	2	0	0	0	0			

Edmonton's 7th round selection, 209th overall, in the 2015 NHL Draft.

**TYLER PITLICK** CENTRE**6'0"** 202 lbs. Shoots: Right Born: November 1, 1991; Minneapolis, MN

REGULAR SEASON								PLAYOFFS				
SEASON	TEAM	LEAGUE	GP	G	A	PTS	PIM	GP	G	A	PTS	PIM
2009-10	Minnesota-Mankato	WCHA	38	11	8	19	27	-	-	-	-	-
2010-11	Medicine Hat	WHL	56	27	35	62	31	4	3	2	5	2
2011-12	Oklahoma City	AHL	62	7	16	23	28	13	2	5	7	2
2012-13	Oklahoma City	AHL	44	3	7	10	10	16	2	4	6	8
2013-14	Oklahoma City	AHL	39	8	14	22	10	2	0	0	0	0
	EDMONTON	NHL	10	1	0	1	0	-	-	-	-	-
2014-15	Oklahoma City	AHL	14	3	6	9	8	-	-	-	-	-
	EDMONTON	NHL	17	2	0	2	4	-	-	-	-	-
	WCHA TOTALS		38	11	8	19	27	-	-	-	-	-
	WHL TOTALS		56	27	35	62	31	-	-	-	-	-
	AHL TOTALS		159	21	43	64	56	31	4	9	13	10
	NHL TOTALS		27	3	0	3	4	-	-	-	-	-

Edmonton's 2nd choice, 31st overall, in the 2010 NHL Entry Draft.

**KYLE PLATZER** RIGHT WING**6'0"** 172 lbs. Shoots: Right Born: March 4, 1995; Kitchener, ON


REGULAR SEASON								PLAYOFFS				
SEASON	TEAM	LEAGUE	GP	G	A	PTS	PIM	GP	G	A	PTS	PIM
2011-12	London	OHL	4	0	1	1	0	-	-	-	-	-
2012-13	London	OHL	65	5	17	22	15	21	2	4	6	8
2013-14	London	OHL	39	9	8	17	14	-	-	-	-	-
	Owen Sound	OHL	27	13	6	19	12	5	1	2	3	6
2014-15	Owen Sound	OHL	68	34	47	81	46	5	1	4	5	4
	Oklahoma City	AHL	4	2	1	3	0	2	3	0	0	0
	OHL TOTALS		203	61	79	140	87	31	4	10	14	18
	AHL TOTALS		4	2	1	3	0	2	3	0	0	0

Edmonton's 4th round selection, 96th overall, in the 2013 NHL Draft.

**DILLON SIMPSON** DEFENCE**6'2"** 194 lbs. Shoots: Left Born: February 10, 1993; Edmonton, AB

REGULAR SEASON								PLAYOFFS				
SEASON	TEAM	LEAGUE	GP	G	A	PTS	PIM	GP	G	A	PTS	PIM
2008-09	Spruce Grove	AJHL	1	0	0	0	0	-	-	-	-	-
2009-10	Spruce Grove	AJHL	58	12	29	41	19	16	0	6	6	4
2010-11	U of North Dakota	WCHA	30	2	8	10	8	-	-	-	-	-
2011-12	U of North Dakota	WCHA	42	2	16	18	8	-	-	-	-	-
2012-13	U of North Dakota	WCHA	42	5	19	24	12	-	-	-	-	-
2013-14	U of North Dakota	NCHC	42	7	16	23	20	-	-	-	-	-
2014-15	Oklahoma City	AHL	71	3	14	17	14	10	0	0	0	0
	AJHL TOTALS		59	12	29	41	19	16	0	6	6	4
	NCAA TOTALS		156	16	59	75	48	-	-	-	-	-
	AHL TOTALS		71	3	14	17	14	10	0	0	0	0

Edmonton's 4th round selection, 92nd overall, in the 2011 NHL Draft.



ANTON SLEPYSHEV LEFT WING

6'2" 187 lbs. Shoots: Right Born: May 13, 1994; Penza, RUS

SEASON	TEAM	LEAGUE	REGULAR SEASON					PLAYOFFS				
			GP	G	A	PTS	PIM	GP	G	A	PTS	PIM
2011-12	Novokuznetsk	KHL	39	4	3	7	2	-	-	-	-	-
2012-13	Novokuznetsk	KHL	15	3	0	3	2	-	-	-	-	-
	Ufa	KHL	11	4	2	6	2	14	0	0	0	0
2013-14	Novokuznetsk	KHL	15	3	0	3	2	-	-	-	-	-
	Ufa	KHL	11	4	2	6	2	14	0	0	0	0
2014-15	Ufa	KHL	58	15	10	25	12	5	0	2	2	0
	KHL TOTALS		159	29	20	49	22	37	2	3	5	6

Edmonton's 3rd round selection, 88th overall, in the 2013 NHL Draft



MIROSLAV SVOBODA GOALTENDER

6'3" 191 lbs. Catches: Left Born: March 7, 1995; Vsetin, CZE

SEASON	TEAM	LEAGUE	REGULAR SEASON							PLAYOFFS							
			GP	W	L	OTL	MINS	GA	SO	GAA	GP	W	L	MINS	GA	SO	GAA
2014-15	Trinec	CZE-U20	33	-	-	-	1980	-	-	2.63	-	-	-	-	-	-	-
	CZE-U20 TOTALS		33	-	-	-	1980	-	-	2.63	-	-	-	-	-	-	

Edmonton's 3rd round selection, 88th overall, in the 2013 NHL Draft



TYLER VESEL RIGHT WING

5'11" 182 lbs. Shoots: Right Born: April 14, 1994; Rochester, MN

SEASON	TEAM	LEAGUE	REGULAR SEASON					PLAYOFFS				
			GP	G	A	PTS	PIM	GP	G	A	PTS	PIM
2013-14	Omaha	USHL	49	33	38	71	22	4	3	1	4	0
2014-15	Nebraska-Omaha	NCHC	39	8	15	23	2	-	-	-	-	-
	USHL TOTALS		49	33	38	71	22	4	3	1	4	0
	NCAA TOTALS		39	8	15	23	2	-	-	-	-	-

Edmonton's 6th round selection, 153rd overall in the 2014 NHL Draft.



BOGDAN YAKIMOV CENTRE

6'5" 232 lbs. Shoots: Left Born: October 4, 1994; Nizhnekamsk, RUS

		REGULAR SEASON					PLAYOFFS					
SEASON	TEAM	LEAGUE	GP	G	A	PTS	PIM	GP	G	A	PTS	PIM
2011-12	Reaktor Nizhnekamsk	MHL	46	15	10	25	10	2	2	1	3	0
2012-13	Dizel Penza	VHL	21	3	6	9	12	-	-	-	-	-
	Izhstal Izhevsk	VHL	16	5	8	13	4	-	-	-	-	-
	Reaktor Nizhnekamsk	MHL	11	6	7	13	2	-	-	-	-	-
2013-14	Nizhnekamsk Neftekhimik	KHL	33	7	5	12	2	-	-	-	-	-
2014-15	Oklahoma City	AHL	57	12	16	28	18	-	-	-	-	-
	EDMONTON	NHL	1	0	0	0	0	-	-	-	-	-
MHL TOTALS			57	21	17	38	12	2	2	1	3	0
VHL TOTALS			37	8	14	22	16	-	-	-	-	-
KHL TOTALS			33	7	5	12	2	-	-	-	-	-
AHL TOTALS			57	12	16	28	18	-	-	-	-	-
NHL TOTALS			1	0	0	0	0	-	-	-	-	-

Edmonton's 3rd round selection, 83rd overall, in the 2013 NHL Draft



GOALTENDERS NAME	POS	HT	WT	CATCHES	BIRTHDATE	BIRTHPLACE	2014-15 TEAM	GP	MIN	GA	SV%
1 Laurent Brossiot	G	6'3"	202	L	03/23/93	Surrey, BC	Oklahoma City (AHL)	53	3049	2,56	91.8
30 Ben Scrivens	G	6'2"	183	L	09/11/86	Spruce Grove, AB	Edmonton (NHL)	57	3228	3,16	89.0
33 Cam Talbot	G	6'3"	193	L	07/05/87	Caledonia, ON	N.Y. Rangers (NHL)	36	2095	2,21	92.6
35 Eetu Laurikainen	G	6'0"	185	L	02/19/93	Jyväskylä, FIN	Espos Blues (SM-liiga)	37	2201	2,10	93.3
38 Ty Rimmer	G	6'1"	174	L	03/23/92	Edmonton, AB	Bakersfield (ECHL)	25	1295	3,20	88.9
39 Anders Nilsson	G	6'5"	229	G	03/19/90	Luleå, SWE	Kazan (KHL)	38	2247	1,71	93.6
DEFENCE NAME	POS	HT	WT	SHOOTS	BIRTHDATE	BIRTHPLACE	2014-15 TEAM	GP	A	PTS	PIM
2 Andrej Sekera	D	6'0"	198	L	06/08/86	Bojnice, SVK	Carolina (NHL)	57	2	17	19
5 Mark Fayne	D	6'3"	212	R	05/15/87	Nashua, NH	Los Angeles (NHL)	1	3	4	6
8 Griffin Reinhart	D	6'4"	212	R	01/24/94	North Vancouver, BC	Edmonton (NHL)	74	2	8	14
19 Justin Schultz	D	6'2"	193	R	07/06/90	Kelowna, BC	N.Y. Islanders (NHL)	7	15	22	64
21 Andrew Ference	D	5'11"	182	L	03/17/79	Edmonton, AB	Edmonton (NHL)	6	25	31	12
24 Brad Hunt	D	5'9"	184	L	08/24/88	Maple Ridge, BC	Oklahoma City (AHL)	81	39	14	39
25 Darnell Nurse	D	6'4"	213	L	02/04/95	Hamilton, ON	Edmonton (NHL)	62	19	32	51
62 Eric Gryba	D	6'4"	228	R	04/14/88	Saskatoon, SK	Sault Ste. Marie (OHL)	11	2	3	0
74 Ethan Bear	D	5'11"	198	R	06/26/97	Ochapowace, SK	Oklahoma City (AHL)	36	10	23	33
76 Ben Bekker	D	6'6"	223	L	09/29/94	Cranbrook, BC	Edmonton (NHL)	2	0	0	0
77 Oscar Melnbom	D	6'3"	215	L	07/20/93	Karlstad, SWE	Ottawa (NHL)	75	0	12	12
78 Martin Gernat	D	6'5"	203	L	04/11/83	Kosice, SVK	Edmonton (NHL)	69	13	25	38
79 Dillon Simpson	D	6'2"	194	L	02/17/93	Edmonton, AB	Seattle (NHL)	25	25	38	23
81 Caleb Jones	D	6'1"	192	L	06/06/97	Frisco, TX	Everett (NHL)	64	6	25	31
82 Jordan Oesterle	D	6'0"	188	L	08/25/92	Dearborn Heights, MI	U.S.NDP (USHL)	2	18	20	4
84 Joey Laleggia	D	5'9"	182	L	06/24/92	Burnaby, BC	Oklahoma City (AHL)	9	1	7	8
85 David Musil	D	6'4"	207	L	04/09/93	Delta, BC	Oklahoma City (AHL)	54	3	8	9
86 Nikita Nikitin	D	6'4"	210	L	06/16/86	Omsk, RUS	Oklahoma City (AHL)	3	14	17	14
88 Brandon Davidson	D	6'2"	217	L	08/21/91	Lethbridge, AB	Oklahoma City (AHL)	71	6	13	19
89 Loik Leveille	D	5'11"	228	R	09/25/96	St. Jerome, QC	Oklahoma City (AHL)	6	8	17	25
FORWARD NAME	POS	HT	WT	SHOOTS	BIRTHDATE	BIRTHPLACE	2014-15 TEAM	GP	A	PTS	PIM
4 Taylor Hall	LW	6'1"	201	L	11/14/91	Kingston, ON	Edmonton (NHL)	15	25	40	56
10 Nail Yakupov	RW	5'11"	195	L	10/06/93	Nizhnekamsk, RUS	Edmonton (NHL)	7	1	2	2
12 Rob Klunkhammer	LW	6'3"	214	L	08/12/86	Lethbridge, AB	Edmonton (NHL)	2	9	11	35
14 Jordan Eberle	RW	5'11"	181	R	05/15/90	Regina, SK	Edmonton (NHL)	4	0	2	2



15	Tyler Pflück	RW	6'0"	202	R	11/01/91	Minneapolis, MN	Okahoma City (AHL) Edmonton (NHL)	39	8	14	22	10
16	Teddy Purcell	RW	6'2"	195	R	09/08/85	St. John's, NL	Edmonton (NHL)	17	2	0	2	4
20	Luke Gazdic	LW	6'4"	225	L	07/25/89	Toronto, ON	Edmonton (NHL)	82	12	22	34	24
23	Matt Hendricks	LW	6'0"	207	L	06/17/81	Blaine, MN	Edmonton (NHL)	40	2	1	3	43
26	Iiro Pakarinen	RW	6'1"	208	R	08/25/91	Lovisa, FIN	Oklahoma City (AHL) Edmonton (NHL)	71	8	8	16	76
28	Lauri Kopikoski	LW	6'1"	193	L	07/28/86	Turku, FIN	Edmonton (NHL)	39	17	11	28	20
29	Leon Draisaitl	C	6'1"	214	L	10/27/95	Cologne, GER	Arizona (NHL) Edmonton (NHL)	17	1	2	3	2
36	Matt Ford	RW	6'1"	208	R	10/09/84	West Hills, CA	Edmonton (NHL)	69	6	15	21	12
37	Josh Winquist	LW	6'0"	180	L	09/06/93	St. Albert, AB	Kelowna (WHL) Okahoma City (AHL)	37	2	7	9	4
41	Bogdan Yakimov	C	6'5"	232	L	10/04/94	Nizhnekamsk, RUS	Okahoma City (AHL)	32	19	34	53	25
42	Anton Slepyshev	RW	6'2"	187	R	05/13/94	Penza, RUS	Okahoma City (AHL)	69	19	34	53	34
43	Alexis Lajeau	C	6'0"	171	L	01/11/94	Havre-aux-Maisons, QC	Okahoma City (AHL)	46	8	11	19	17
44	Marco Roy	C	6'0"	185	L	11/05/94	Boisbriand, QC	Bakersfield (ECHL)	18	5	18	23	11
47	Connor Rankin	LW	6'0"	191	L	11/20/94	North Vancouver, BC	Okahoma City (AHL)	57	12	16	28	18
48	Ryan Hamilton	LW	6'2"	214	L	04/15/85	Oshawa, ON	Edmonton (NHL)	1	0	0	0	0
49	Kale Messy	LW	6'3"	196	L	12/04/92	Shaunavon, SK	Ufa (KHL)	58	15	10	25	12
51	Anton Lander	C	6'0"	184	L	04/24/91	Sundsvall, SWE	Rimouski (QMJHL)	68	35	61	96	42
52	Phil McRae	C	6'1"	195	L	03/15/90	Minneapolis, MN	Quebec (QMJHL)	59	26	24	50	43
53	Mitchell Moroz	LW	6'2"	214	L	05/03/94	Calgary, AB	Calgary (WHL)	72	32	47	79	68
54	Juhar Khaira	C	6'4"	217	L	08/13/94	Surrey, BC	Okahoma City (AHL)	43	18	19	37	15
55	Mark Letestu	C	5'10"	197	R	02/04/85	Eik Point, AB	Columbus (NHL)	16	1	3	2	6
58	Andrew Miller	C	5'10"	182	R	09/18/88	Bloomfield Hills, MI	Oklahoma City (AHL) Edmonton (NHL)	17	1	1	2	6
59	Cole Sanford	RW	5'8"	163	R	07/31/95	Vernon, BC	Okahoma City (AHL)	38	6	14	20	14
61	Braden Christoffer	LW	5'10"	188	L	08/02/94	Sherwood Park, AB	Edmonton (NHL)	29	9	22	31	20
67	Benoit Pouliot	LW	6'3"	200	L	09/29/86	Alfred, ON	Chicago (AHL)	67	15	18	33	21
71	Kyle Platzer	C	6'0"	172	R	03/04/95	Kitchener, ON	Okahoma City (AHL)	66	5	4	9	169
72	Greg Chase	C	6'0"	190	R	01/01/95	Sherwood Park, AB	Okahoma City (AHL)	51	4	6	10	62
93	Ryan Nugent-Hopkins	C	6'0"	189	L	04/12/93	Burnaby, BC	Regina (WHL)	54	7	6	13	0
97	Connor McDavid	C	6'1"	190	L	01/13/97	Newmarket, ON	Edmonton (NHL)	63	27	33	60	16
								Edmonton (NHL)	9	1	5	6	0
								Medicine Hat (WHL)	72	50	45	95	71
								Regina (WHL)	72	26	33	59	147
								Edmonton (NHL)	58	19	15	34	28
								Owen Sound (OHL)	68	14	17	47	46
								Okahoma City (AHL)	7	2	1	3	0
								Calgary (WHL)	15	2	13	15	20
								Victoria (WHL)	46	18	26	44	39
								Okahoma City (AHL)	4	0	1	1	2
								Edmonton (NHL)	76	24	32	56	25
								Erie (OHL)	47	44	76	120	48



NHL 2014 - 2015 FINAL STANDINGS

EASTERN CONFERENCE - 2014-2015

ATLANTIC	GP	W	L	OT	PTS	ROW	GF	GA	HOME	AWAY	S/O	L10
y - MONTRÉAL	82	50	22	10	110	43	221	189	26-9-6	24-13-4	7-5	5-2-3
x - TAMPA BAY	82	50	24	8	108	47	262	211	32-8-1	18-16-7	3-5	6-3-1
x - DETROIT	82	43	25	14	100	39	235	221	22-10-9	21-15-5	4-10	4-4-2
x - OTTAWA	82	43	26	13	99	37	238	215	23-13-5	20-13-8	6-7	6-2-2
BOSTON	82	41	27	14	96	37	213	211	24-10-7	17-17-7	4-10	5-3-2
FLORIDA	82	38	29	15	91	30	206	223	21-13-7	17-16-8	8-10	5-4-1
TORONTO	82	30	44	8	68	25	211	262	22-17-2	8-27-6	5-5	3-5-2
BUFFALO	82	23	51	8	54	15	161	274	14-22-5	9-29-3	8-5	3-6-1

METROPOLITAN

GP	W	L	OT	PTS	ROW	GF	GA	HOME	AWAY	S/O	L10	
p - NY RANGERS	82	53	22	7	113	49	252	192	25-11-5	28-11-2	4-5	7-3-0
x - WASHINGTON	82	45	26	11	101	40	242	203	23-13-5	22-13-6	5-4	6-3-1
x - NY ISLANDERS	82	47	28	7	101	40	252	230	25-14-2	22-14-5	7-6	4-3-3
x - PITTSBURGH	82	43	27	12	98	39	221	210	23-14-4	20-13-8	4-6	3-5-2
COLUMBUS	82	42	35	5	89	33	236	250	19-20-2	23-15-3	9-2	9-0-1
PHILADELPHIA	82	33	31	18	84	30	215	234	23-11-7	10-20-11	3-11	4-3-3
NEW JERSEY	82	32	36	14	78	27	181	216	19-14-8	13-22-6	5-7	1-6-3
CAROLINA	82	30	41	11	71	25	188	226	18-16-7	12-25-4	5-7	4-5-1

WESTERN CONFERENCE - 2014-2015

CENTRAL	GP	W	L	OT	PTS	ROW	GF	GA	HOME	AWAY	S/O	L10
y - ST. LOUIS	82	51	24	7	109	42	248	201	27-12-2	24-12-5	9-4	6-3-1
x - NASHVILLE	82	47	25	10	104	41	232	208	28-9-4	19-16-6	6-6	4-4-2
x - CHICAGO	82	48	28	6	102	39	229	189	24-12-5	24-16-1	9-3	4-6-0
x - MINNESOTA	82	46	28	8	100	42	231	201	22-13-6	24-15-2	4-3	6-3-1
x - WINNIPEG	82	43	26	13	99	36	230	210	23-13-5	20-13-8	7-6	6-3-1
DALLAS	82	41	31	10	92	37	261	260	17-16-8	24-15-2	4-3	7-3-0
COLORADO	82	39	31	12	90	29	219	227	23-15-3	16-16-9	10-4	6-4-0

PACIFIC

GP	W	L	OT	PTS	ROW	GF	GA	HOME	AWAY	S/O	L10	
z - ANAHEIM	82	51	24	7	109	43	236	226	26-12-3	25-12-4	8-5	6-4-0
x - VANCOUVER	82	48	29	5	101	42	242	222	24-15-2	24-14-3	6-2	6-3-1
x - CALGARY	82	45	30	7	97	41	241	216	23-13-5	22-17-2	4-3	6-3-1
LOS ANGELES	82	40	27	15	95	38	220	205	25-9-7	15-18-8	2-8	5-4-1
SAN JOSE	82	40	33	9	89	36	228	232	19-17-5	21-16-4	4-6	5-4-1
EDMONTON	82	24	44	14	62	19	198	283	15-23-3	9-21-11	5-7	4-5-1
ARIZONA	82	24	50	8	56	19	170	272	11-25-5	13-25-3	5-5	3-7-0

p - President's Trophy • x - clinched playoffs • y - clinched division • z - clinched conference

NHL 2014 - 2015 NHL AWARD WINNERS

HART MEMORIAL TROPHY

(Most valuable player, regular season)
Carey Price (Montreal Canadiens)

JAMES NORRIS TROPHY

(Best defenseman)
Erik Karlsson (Ottawa Senators)

VEZINA TROPHY

(Best goaltender)
Carey Price (Montreal Canadiens)

CALDER MEMORIAL TROPHY

(Best first-year player)
Aaron Ekblad (Florida Panthers)

LADY BYNG MEMORIAL TROPHY

(Sportsmanship and excellence)
Jiri Hudler (Calgary Flames)

NHL GENERAL MANAGER

OF THE YEAR AWARD
(Top general manager)
Steve Yzerman (Tampa Bay Lightning)

FRANK J. SELKE TROPHY

(Defensive forward)
Patrice Bergeron (Boston Bruins)

KING CLANCY AWARD

(Leadership and humanitarian contribution)
Henrik Zetterberg (Detroit Red Wings)

JACK ADAMS AWARD

(Best coach)
Bob Hartley (Calgary Flames)

BILL MASTERTON MEMORIAL TROPHY

(Perseverance, Sportsmanship, and Dedication)
Devan Dubnyk (Minnesota Wild)

TED LINDSAY AWARD

(Outstanding Player)
Carey Price (Montreal Canadiens)

MARK MESSIER LEADERSHIP AWARD

(Leadership and community activities)
Jonathan Toews (Chicago Blackhawks)

NHL FOUNDATION PLAYER AWARD

(Award for community enrichment)
Brent Burns (San Jose Sharks)

ART ROSS TROPHY

(Top scorer)
Jamie Benn (Dallas Stars)

MAURICE "ROCKET" RICHARD TROPHY

(Top goal-scorer)
Alexander Ovechkin (Washington Capitals)

WILLIAM M. JENNINGS TROPHY

(Goaltender(s) of team with fewest goals against)
Carey Price (Montreal Canadiens) and
Corey Crawford (Chicago Blackhawks)

CONN SMYTHE TROPHY

(Most valuable player, playoffs)
Duncan Keith (Chicago Blackhawks)



2014-2015 INDIVIDUAL SCORING LEADERS

PLAYER	TEAM	POS	GP	G	A	P	+/-	PIM	PPG	SHG	GW	OT	S	S%	TOI/GP	SHIFT/GP	FO
Jamie Benn	DAL	L	82	35	52	87	1	64	10	2	6	0	253	13.8	19:56	27.1	51.7
John Tavares	NYI	C	82	38	48	86	5	46	13	0	8	4	278	13.7	20:40	22.6	52.2
Sidney Crosby	PIT	C	77	28	56	84	5	47	10	0	3	1	237	11.8	19:58	25	49.9
Alex Ovechkin	WSH	L	81	53	28	81	10	58	25	0	11	0	395	13.4	20:19	22.4	40
Jakub Voracek	PHI	R	82	22	59	81	1	78	11	0	3	2	221	10	18:35	23.7	66.7
Nicklas Backstrom	WSH	C	82	18	60	78	5	40	3	0	3	1	153	11.8	20:31	24.3	53.6
Tyler Seguin	DAL	C	71	37	40	77	-1	20	13	0	5	0	280	13.2	19:33	24.3	53.8
Jiri Hudler	CGY	C	78	31	45	76	17	14	6	0	5	1	158	19.6	18:00	25.7	45.6
Daniel Sedin	VAN	L	82	20	56	76	5	18	4	0	5	3	226	8.8	18:21	23.7	40
Vladimir Tarasenko	STL	R	77	37	36	73	27	31	8	0	6	2	264	14	17:37	24.6	0
Nick Foligno	CBJ	L	79	31	42	73	16	50	11	0	3	1	182	17	18:49	24.6	47.5
Claude Giroux	PHI	C	81	25	48	73	-3	36	14	0	4	2	279	9	20:33	26.3	56.6
Henrik Sedin	VAN	C	82	18	55	73	11	22	5	0	0	0	101	17.8	18:36	23.9	45
Steven Stamkos	TBL	C	82	43	29	72	2	49	13	0	6	0	268	16	19:22	22	49.7
Tyler Johnson	TBL	C	77	29	43	72	33	24	8	0	6	2	203	14.3	17:14	22.2	48.7
Ryan Johansen	CBJ	C	82	26	45	71	-6	40	7	2	0	0	202	12.9	19:30	25.2	52
Joe Pavelski	SJS	C	82	37	33	70	12	29	19	0	5	0	261	14.2	20:07	26.9	56
Evgeni Malkin	PIT	C	69	28	42	70	-2	60	9	0	4	1	212	13.2	18:58	22.9	42.6
Ryan Getzlaf	ANA	C	77	25	45	70	15	62	3	0	6	2	191	13.1	20:05	23.5	50.6
Rick Nash	NYR	L	79	42	27	69	29	36	6	4	8	0	304	13.8	17:27	25.4	50
Max Pacioretty	MTL	L	80	37	30	67	38	32	7	3	10	2	302	12.3	19:23	25.9	22.2
Logan Couture	SJS	C	82	27	40	67	-6	12	6	2	4	0	263	10.3	19:04	25.9	48.2
Jonathan Toews	CHI	C	81	28	38	66	30	36	6	2	7	1	192	14.6	19:33	24.7	56.5
Erik Karlsson	OTT	D	82	21	45	66	7	42	6	0	3	1	292	7.2	27:15:00	26.7	0
Henrik Zetterberg	DET	L	77	17	49	66	-6	32	4	0	3	1	227	7.5	19:06	24.2	50.8
Nikita Kucherov	TBL	R	82	29	36	65	38	37	2	0	2	0	191	15.2	14:57	19.5	0
Pavel Datsyuk	DET	C	63	26	39	65	12	8	8	0	5	1	165	15.8	19:03	24.3	53.6
Joe Thornton	SJS	C	78	16	49	65	-4	30	4	0	0	0	131	12.2	18:25	25.2	58
Patrick Kane	CHI	R	61	27	37	64	10	10	6	0	5	0	186	14.5	19:51	22.9	42.8
Mark Stone	OTT	R	80	26	38	64	21	14	5	1	6	2	157	16.6	17:01	22.5	38.9

NHL GOALTENDING LEADERS MINIMUM 12 GAMES PLAYED

PLAYER	TEAM	GP	GS	W	L	OT	SA	GA	GAA	SV	SV%	SO	G	A	PIM	TOI
Andrew Hammond	OTT	24	23	20	1	2	707	42	1.79	665	0.941	3	0	1	0	1,410:59
Antti Raanta	CHI	14	12	7	4	1	389	25	1.89	364	0.936	2	0	0	0	792:11:00
Scott Darling	CHI	14	13	9	4	0	419	27	1.94	392	0.936	1	0	0	0	832:31:00
Carey Price	MTL	66	66	44	16	6	1953	130	1.96	1823	0.933	9	0	1	4	3,976:33
Devan Dubnyk	ARI, MIN	58	55	36	14	4	1625	115	2.07	1510	0.929	6	0	2	2	3,328:12
Pekka Rinne	NSH	64	64	41	17	6	1807	140	2.18	1667	0.923	4	0	1	8	3,850:47
Cam Talbot	NYR	36	34	21	9	4	1038	77	2.21	961	0.926	5	0	0	0	2,094:57
Braden Holtby	WSH	73	72	41	20	10	2044	157	2.22	1887	0.923	9	0	2	2	4,247:29
Jonathan Quick	LAK	72	71	36	22	13	1896	156	2.24	1740	0.918	6	0	1	18	4,184:15
Henrik Lundqvist	NYR	46	46	30	13	3	1329	103	2.25	1226	0.922	5	0	1	0	2,742:36
Steve Mason	PHI	51	48	18	18	11	1490	108	2.25	1382	0.928	3	0	3	2	2,885:23
Martin Jones	LAK	15	11	4	5	2	307	29	2.25	278	0.906	3	0	1	0	775:22:00
Cory Schneider	NJD	69	68	26	31	9	1982	148	2.26	1834	0.925	5	0	2	0	3,923:55
Brian Elliott	STL	46	45	26	14	3	1150	96	2.26	1054	0.917	5	0	3	0	2,545:48
Corey Crawford	CHI	57	57	32	20	5	1661	126	2.27	1535	0.924	2	0	1	8	3,332:32
Ondrej Pavelec	WPG	50	46	22	16	8	1353	108	2.28	1245	0.92	5	0	0	2	2,837:51
Jake Allen	STL	37	32	22	7	4	909	79	2.28	830	0.913	4	0	2	2	2,077:02
Tuukka Rask	BOS	70	67	34	21	13	2011	156	2.3	1855	0.922	3	0	0	8	4,063:01
Ben Bishop	TBL	62	60	40	13	5	1620	136	2.32	1484	0.916	4	0	4	4	3,519:00
Marc-Andre Fleury	PIT	64	64	34	20	9	1831	146	2.32	1685	0.92	10	0	1	6	3,776:11
Niklas Svedberg	BOS	18	14	7	5	1	425	35	2.33	390	0.918	2	0	0	0	900:12:00
Roberto Luongo	FLA	61	61	28	19	12	1743	138	2.35	1605	0.921	2	0	0	0	3,528:11
Calvin Pickard	COL	16	13	6	7	3	511	35	2.35	476	0.932	0	0	0	0	895:06:00
Jonas Hiller	CGY	52	44	26	19	4	1376	113	2.36	1263	0.918	1	0	0	0	2,870:53
Andrei Vasilevskiy	TBL	16	13	7	5	1	415	34	2.36	381	0.918	1	0	0	0	864:07:00
Frederik Andersen	ANA	54	53	35	12	5	1436	123	2.38	1313	0.914	3	0	3	4	3,105:43
Petr Mrazek	DET	29	26	16	9	2	768	63	2.38	705	0.918	3	0	0	0	1,585:02
Michael Hutchinson	WPG	38	36	21	10	5	986	85	2.39	901	0.914	2	0	0	0	2,138:22
Cam Ward	CAR	51	50	22	24	5	1351	121	2.4	1230	0.91	1	0	0	4	3,025:43
Jaroslav Halak	NYI	59	59	38	17	4	1673	144	2.43	1529	0.914	6	0	1	2	3,549:57



2014 - 2015 NHL ALL STAR TEAMS

FIRST TEAM

Goaltender - Carey Price, Montreal Canadiens

Defence - Erik Karlsson, Ottawa Senators

Defence - P.K. Subban, Montreal Canadiens

Centre - John Tavares, New York Islanders

Right Wing - Jakub Voracek, Philadelphia Flyers

Left Wing - Alex Ovechkin, Washington Capitals

SECOND TEAM

Goaltender - Devan Dubnyk, Minnesota Wild

Defence - Drew Doughty, Los Angeles Kings

Defence - Shea Weber, Nashville Predators

Centre - Sidney Crosby, Pittsburgh Penguins

Right Wing - Vladimir Tarasenko, St. Louis Blues

Left Wing - Jamie Benn, Dallas Stars

ROOKIE TEAM

Goaltender - Jake Allen, St. Louis Blues

Defence - Aaron Ekblad, Florida Panthers

Defence - John Klingberg, Dallas Stars

Forward - Filip Forsberg, Nashville Predators

Forward - Johnny Gaudreau, Calgary Flames

Forward - Mark Stone, Ottawa Senators

2014-15 NHL ENTRY DRAFT – FIRST ROUND SELECTIONS

OVERALL	TEAM	PLAYER	POS	AMATEUR LEAGUE	AMATEUR TEAM
1	EDMONTON	Connor McDavid	C	OHL	Erie
2	BUFFALO	Jack Eichel	C	H-EAST	Boston University
3	ARIZONA	Dylan Strome	C	OHL	Erie
4	TORONTO	Mitchell Marner	C	OHL	London
5	CAROLINA	Noah Hanifin	D	H-EAST	Boston College
6	NEW JERSEY	Pavel Zacha	C	OHL	Sarnia
7	PHILADELPHIA	Ivan Provorov	D	WHL	Brandon
8	COLUMBUS	Zachary Werenski	D	BIG10	U. of Michigan
9	SAN JOSE	Timo Meier	RW	QMJHL	Halifax
10	COLORADO	Mikko Rantanen	RW	FINLAND	TPS
11	FLORIDA	Lawson Crouse	LW	OHL	Kingston
12	DALLAS	Denis Gurianov	RW	RUSSIA-JR.	Togliatti 2
13	BOSTON	Jakub Zboril	D	QMJHL	Saint John
14	BOSTON	Jake DeBrusk	LW	WHL	Swift Current
15	BOSTON	Zachary Senyshyn	RW	OHL	Sault Ste. Marie
16	NY ISLANDERS	Mathew Barzal	C	WHL	Seattle
17	WINNIPEG	Kyle Connor	LW	USHL	Youngstown
18	OTTAWA	Thomas Chabot	D	QMJHL	Saint John
19	DETROIT	Evgeny Svechnikov	LW	QMJHL	Cape Breton
20	MINNESTOA	Joel Eriksson Ek	C	SWEDEN	Farjestad
21	OTTAWA	Colin White	C	USHL	USA U-18
23	VANCOUVER	Brock Boeser	RW	USHL	Waterloo
24	PHILADELPHIA	Travis Konecny	C	OHL	Ottawa
25	WINNIPEG	Jack Roslovic	C	USHL	USA U-18
26	MONTREAL	Noah Juulsen	D	WHL	Everett
27	ANAHEIM	Jacob Larsson	D	SWEDEN-JR.	Frolunda Jr.
28	NY ISLANDERS	Anthony Beauvillier	LW	QMJHL	Shawinigan
29	COLUMBUS	Gabriel Carlsson	D	SWEDEN-JR.	Linkoping Jr.
30	ARIZONA	Nicholas Merkley	RW	WHL	Kelowna

OILERS SEASON OPENERS – 1979-80 TO 2014-15

Overall: 19-12-4 Home: 16-8-3 Away: 3-4-1

DATE	VENUE	RESULT	DATE	VENUE	RESULT
October 10, 1979	Away	Edmonton 2 at Chicago 4	October 4, 1996	Home	Buffalo 3 at Edmonton 4
October 10, 1980	Home	Quebec 7 at Edmonton 4	October 1, 1997	Away	Edmonton 5 at San Jose 3
October 7, 1981	Home	Colorado 4 at Edmonton 7	October 10, 1998	Home	Los Angeles 2 at Edmonton 1
October 5, 1982	Home	Edmonton 5 at Edmonton 7	October 1, 1999	Home	NY Rangers 1 at Edmonton 1 (OT)
October 5, 1983	Home	Toronto 4 at Edmonton 5	October 6, 2000	Home	Detroit 1 at Edmonton 2
October 11, 1984	Away	Edmonton 2 at Los Angeles 2 (OT)	October 3, 2001	Away	Edmonton 0 at Calgary 1
October 10, 1985	Home	Winnipeg 3 at Edmonton 4	October 10, 2002	Home	Philadelphia 2 at Edmonton 2 (OT)
October 9, 1986	Away	Edmonton 1 at Philadelphia 2	October 9, 2003	Home	San Jose 2 at Edmonton 5
October 9, 1987	Home	Detroit 4 at Edmonton 1	October 5, 2005	Home	Colorado 3 at Edmonton 4
October 7, 1988	Home	NY Islanders 1 at Edmonton 5	October 5, 2006	Home	Calgary 1 at Edmonton 3
October 5, 1989	Away	Edmonton 4 at Vancouver 1	October 4, 2007	Home	San Jose 2 at Edmonton 3 (SO)
October 6, 1990	Home	Winnipeg 3 at Edmonton 3 (OT)	October 12, 2008	Home	Colorado 2 at Edmonton 3
October 4, 1991	Away	Edmonton 2 at Calgary 9	October 3, 2009	Home	Calgary 4 at Edmonton 3
October 6, 1992	Home	Vancouver 5 at Edmonton 4	October 7, 2010	Home	Calgary 0 at Edmonton 4
October 6, 1993	Home	San Jose 2 at Edmonton 3	October 9, 2011	Home	Pittsburgh 1 at Edmonton 2 (SO)
January 20, 1995	Home	Anaheim 1 at Edmonton 2	January 20, 2013	Away	Edmonton 3 at Vancouver 2 (SO)
October 8, 1995	Home	Detroit 3 at Edmonton 1	October 1, 2013	Home	Edmonton 4 vs Winnipeg 5
			October 9, 2014	Home	Edmonton 2 vs. Calgary 5



EDMONTON OILERS 2014-2015 FINAL SCORING SUMMARY

PLAYER	POS	GP	G	A	P	+/-	PIM	PP	SH	GW	OT	S	S%	TOI/G	FO%
Jordan Eberle	R	81	24	39	63	-16	24	6	0	2	0	183	13.1	19:02	16.7
Ryan Nugent-Hopkins	C	76	24	32	56	-12	25	2	0	2	1	189	12.7	20:38	45.7
Taylor Hall	L	53	14	24	38	-1	40	3	0	0	0	158	8.9	19:13	45.9
Benoit Pouliot	L	58	19	15	34	-1	28	4	1	3	0	105	18.1	16:37	38.2
Teddy Purcell	R	82	12	22	34	-33	24	5	0	0	0	146	8.2	17:09	57.1
Nail Yakupov	R	81	14	19	33	-35	18	5	0	1	0	191	7.3	15:26	0
Justin Schultz	D	81	6	25	31	-17	12	0	0	1	0	122	4.9	22:36	100
Derek Roy	C	46	11	11	22	-13	22	4	0	2	0	78	14.1	16:53	43.6
Anton Lander	C	38	6	14	20	-12	14	4	0	2	1	61	9.8	15:00	50.1
Oscar Klefbom	D	60	2	18	20	-21	4	0	0	0	0	98	2	21:59	0
David Perron	L	38	5	14	19	-17	20	0	0	1	0	74	6.8	16:59	33.3
Matt Hendricks	L	71	8	8	16	-14	76	0	1	0	0	103	7.8	13:09	49.5
Jeff Petry	D	59	4	11	15	-25	32	1	0	1	0	103	3.9	20:57	0
Andrew Ference	D	70	3	11	14	-17	39	0	0	0	0	58	5.2	18:52	0
Boyd Gordon	C	68	6	7	13	-5	17	1	1	1	0	65	9.2	13:19	55.9
Mark Arcobello	C	36	7	5	12	-7	12	0	0	0	0	54	13	15:22	47.9
Nikita Nikitin	D	42	4	6	10	-12	12	2	0	1	0	80	5	19:38	0
Matt Fraser	R	36	5	4	9	-11	10	1	0	0	0	63	7.9	11:40	100
Leon Draisaitl	C	37	2	7	9	-17	4	1	0	1	0	49	4.1	12:41	40.6
Mark Fayne	D	74	2	6	8	-21	14	0	0	0	0	78	2.6	17:56	0
Andrew Miller	C	9	1	5	6	-2	0	0	0	0	0	14	7.1	13:45	50
Martin Marincin	D	41	1	4	5	-4	16	0	0	0	0	38	2.6	18:38	100
Jesse Joensuu	L	20	2	2	4	-8	14	0	1	0	0	18	11.1	10:37	0
Steven Pinizzotto	R	18	2	2	4	1	30	0	0	0	0	15	13.3	7:55	0
Luke Gazdic	L	40	2	1	3	-4	43	0	0	0	0	26	7.7	7:23	0
Iiro Pakarinen	R	17	1	2	3	-4	2	0	0	0	0	34	2.9	10:08	100
Rob Klinkhammer	L	40	1	2	3	-7	23	0	0	0	0	31	3.2	11:04	25.7
Brad Hunt	D	11	1	2	3	-6	0	1	0	0	0	20	5	19:29	0
Tyler Pitlick	R	17	2	0	2	-3	4	0	0	1	0	18	11.1	12:26	55.6
Ryan Hamilton	L	16	1	1	2	-8	6	1	0	0	0	12	8.3	13:12	25

PLAYER	POS	GP	GS	W	L	OT	SA	GA	GAA	SV	SV%	SO	G	A	PIM
Ben Scrivens	G	57	53	15	26	11	1542	170	3.16	1372	0.89	1	0	1	4
Viktor Fasth	G	26	24	6	15	3	681	76	3.41	605	0.888	0	0	0	0
Richard Bachman	G	7	4	3	2	0	168	15	2.84	153	0.911	1	0	0	0
Laurent Brossoit	G	1	1	0	1	0	51	2	2	49	0.961	0	0	0	0
Tyler Bunz	G	1	0	0	0	0	12	3	9	9	0.75	0	0	0	0

POWERPLAY: 41 PPG on 232 Attempts 17.7% (19th)

PENALTY KILL: 51 PPGA on 219 Disadvantages 76.7% (28th)

SHORTHANDED GOALS FOR: 4 (20th)

SHORTHANDED GOALS AGAINST: 7 (21st)



EDMONTON OILERS 2014-2015 REAL TIME SCORING STATISTICS

PLAYER	POS	GP	HITS	BKS	MSS	GVA	TKA	FOW	FOL	TOT	F0%	%TM	SHOTS	G	S%
Teddy Purcell	R	82	24	19	51	35	46	4	3	7	57.1	0.1	146	12	8.2
Jordan Eberle	R	81	62	36	53	73	37	1	5	6	16.7	0.1	183	24	13.1
Justin Schultz	D	81	41	114	71	69	20	1	0	1	100	0	122	6	4.9
Nail Yakupov	R	81	97	28	66	55	34	0	1	1	0	0	191	14	7.3
Ryan Nugent-Hopkins	C	76	92	37	62	43	54	620	736	1356	45.7	29.5	189	24	12.7
Mark Fayne	D	74	81	125	29	49	21	0	0	0	0	0	78	2	2.6
Matt Hendricks	L	71	220	72	37	15	31	98	100	198	49.5	4.6	103	8	7.8
Andrew Ference	D	70	156	86	47	38	12	0	2	2	0	0	58	3	5.2
Boyd Gordon	C	68	31	80	29	19	21	681	537	1218	55.9	29.5	65	6	9.2
Oscar Klefbom	D	60	45	102	56	48	48	0	0	0	0	0	98	2	2
Jeff Petry	D	59	101	77	47	64	29	0	0	0	0	0	103	4	3.9
Benoit Pouliot	L	58	71	31	51	36	40	13	21	34	38.2	1	105	19	18.1
Taylor Hall	L	53	67	37	58	56	35	45	53	98	45.9	3.1	158	14	8.9
Derek Roy	C	46	29	33	26	18	28	290	375	665	43.6	24.4	78	11	14.1
Nikita Nikitin	D	42	21	49	23	35	17	0	0	0	0	0	80	4	5
Martin Marinčin	D	41	17	59	29	38	16	1	0	1	100	0	38	1	2.6
Luke Gazdic	L	40	76	15	12	7	1	0	0	0	0	0	26	2	7.7
Rob Klankhammer	L	40	156	10	16	8	9	9	26	35	25.7	1.5	31	1	3.2
Anton Lander	C	38	59	12	14	18	8	226	225	451	50.1	19.7	61	6	9.8
David Perron	L	38	74	12	22	21	13	3	6	9	33.3	0.4	74	5	6.8
Leon Draisaitl	C	37	21	8	18	16	14	128	187	315	40.6	13.8	49	2	4.1
Mark Arcobello	R	36	54	13	27	21	22	252	274	526	47.9	23.6	54	7	13
Matt Fraser	R	36	69	16	15	10	7	3	0	3	100	0.1	63	5	7.9
Keith Aulie	D	31	59	37	15	12	4	0	0	0	0	0	25	0	0
Jesse Joensuu	L	20	37	9	10	4	9	0	0	0	0	0	18	2	11.1
Steven Pinizzotto	R	18	32	2	1	1	2	0	0	0	0	0	15	2	13.3
Iiro Pakarinen	R	17	51	3	4	2	0	1	0	1	100	0.1	34	1	2.9
Tyler Pitlick	R	17	55	17	13	6	4	5	4	9	55.6	0.9	18	2	11.1
Ryan Hamilton	L	16	27	13	4	3	2	1	3	4	25	0.4	12	1	8.3
Brandon Davidson	D	12	18	22	7	4	0	0	0	0	0	0	7	1	14.3

OILERS HOME OPENERS — 1979-80 TO 2014-15 (19-11-5)

DATE	RESULT	RECORD	DATE	RESULT	RECORD
October 13, 1979	Detroit 3 at Edmonton 3	0-0-1	October 3, 1997	Detroit 8 at Edmonton 2	10-6-3
October 10, 1980	Quebec 7 at Edmonton 4	0-1-1	October 10, 1998	Los Angeles 2 at Edmonton 1	10-7-3
October 7, 1981	Colorado 4 at Edmonton 7	1-1-1	October 1, 1999	NY Rangers 1 at Edmonton 1 (OT)	10-7-4
October 5, 1982	Calgary 5 at Edmonton 7	2-1-1	October 6, 2000	Detroit 1 at Edmonton 2	11-7-4
October 5, 1983	Toronto 4 at Edmonton 5	3-1-1	October 6, 2001	Phoenix 2 at Edmonton 6	12-7-4
October 12, 1984	St. Louis 1 at Edmonton 5	4-1-1	October 10, 2002	Philadelphia 2 at Edmonton 2 (OT)	12-7-5
October 10, 1985	Winnipeg 3 at Edmonton 4	5-1-1	October 9, 2003	San Jose 2 at Edmonton 5	13-7-5
October 15, 1986	Quebec 2 at Edmonton 5	6-1-1	October 5, 2005	Colorado 3 at Edmonton 4	14-7-5
October 9, 1987	Detroit 4 at Edmonton 1	6-2-1	October 5, 2006	Calgary 1 at Edmonton 3	15-7-5
October 7, 1988	NY Islanders 1 at Edmonton 5	7-2-1	October 4, 2007	San Jose 2 at Edmonton 3 (SO)	16-7-5
October 11, 1989	Vancouver 5 at Edmonton 2	7-3-1	October 12, 2008	Colorado 2 at Edmonton 3	17-7-5
October 6, 1990	Winnipeg 3 at Edmonton 3 (OT)	7-3-2	October 3, 2009	Calgary 4 at Edmonton 3	17-8-5
October 6, 1991	Los Angeles 2 at Edmonton 2 (OT)	7-3-3	October 7, 2010	Calgary 0 at Edmonton 4	18-8-5
October 6, 1992	Vancouver 5 at Edmonton 4	7-4-3	October 9, 2011	Pittsburgh 1 at Edmonton 2 (SO)	19-8-5
October 6, 1993	San Jose 2 at Edmonton 3	8-4-3	January 22, 2013	San Jose 6 at Edmonton 3	19-9-5
January 20, 1995	Anaheim 1 at Edmonton 2	9-4-3	October 1, 2013	Winnipeg 5 at Edmonton 4	19-10-5
October 8, 1995	Detroit 3 at Edmonton 1	9-5-3	October 9, 2014	Calgary 5 at Edmonton 2	19-11-5
October 4, 1996	Buffalo 3 at Edmonton 4	10-5-3			



2014-15 EDMONTON OILERS GAME-BY-GAME RESULTS

GAME	DATE	OPPONENT	RESULT	RECORD	WINNING GOAL	GOALTENDERS OF DECISION	ATTENDANCE
1	10/09/14	CGY	L	0-1-0	Mason Raymond	Ramo / SCRIVENS	16839
2	10/11/14	@ VAN	SOL	0-1-1	Chris Higgins	Miller / FASTH	18870
3	10/14/14	@ LAK	L	0-2-1	Justin Williams	Quick / FASTH	18230
4	10/15/14	@ ARI	L	0-3-1	Mikkel Boedker	Smith / SCRIVENS	11648
5	10/17/14	VAN	L	0-4-1	Radim Vrbata	Miller / SCRIVENS	16839
6	10/20/14	TBL	W	1-4-1	RYAN NUGENT-HOPKINS	SCRIVENS / Bishop	16839
7	10/22/14	WSH	W	2-4-1	NIKI NIKITIN	SCRIVENS / Holtby	16839
8	10/24/14	CAR	W	3-4-1	LEON DRAISAITL	SCRIVENS / Khudobin	16839
9	10/27/14	MTL	W	4-4-1	BENOIT POUILLIOT	SCRIVENS / Tokarski	16839
10	10/29/14	NSH	L	4-5-1	Taylor Beck	Rinne / SCRIVENS	16839
11	11/01/14	VAN	L	4-6-1	Derek Dorsett	Miller / SCRIVENS	16839
12	11/04/14	@ PHI	L	4-7-1	Jakub Vorcek	Mason / FASTH	19566
13	11/06/14	@ BOS	L	4-8-1	Carl Soderberg	Rask / SCRIVENS	17565
14	11/07/14	@ BUF	W	5-8-1	BOYD GORDON	FASTH / Neuvirth	17490
15	11/09/14	@ NYR	W	6-8-1	BENOIT POUILLIOT	FASTH / Lundqvist	18006
16	11/11/14	@ NSH	L	6-9-1	Filip Forsberg	Rinne / FASTH	17129
17	11/13/14	OTT	L (OT)	6-9-2	Mike Hoffman	Anderson / SCRIVENS	16839
18	11/16/14	ARI	L	6-10-2	Mikkel Boedker	Dubnyk / SCRIVENS	16839
19	11/19/14	VAN	L	6-11-2	Yannick Weber	Miller / SCRIVENS	16839
20	11/21/14	NJD	L	6-12-2	Adam Henrique	Schneider / FASTH	16839
21	11/22/14	CHI	L	6-13-2	Marcus Kruger	Crawford / SCRIVENS	16839
22	11/25/14	@ DAL	L	6-14-2	Tyler Seguin	Lehtonen / FASTH	16322
23	11/27/14	@ NSH	L (OT)	6-14-3	Filip Forsberg	Rinne / FASTH	17113
24	11/28/14	@ STL	L (OT)	6-14-4	Vladimir Tarasenko	Allen / SCRIVENS	17666
25	12/01/14	ARI	L	6-15-4	Oliver Ekman-Larson	Smith / FASTH	16839
26	12/03/14	@ WPG	L (OT)	6-15-5	Mathieu Perreault	Pavelec / SCRIVENS	15016
27	12/07/14	SJS	W	7-15-5	DAVID PERRON	SCRIVENS / Stalock	16839
28	12/09/14	@ SJS	L	7-16-5	Logan Couture	Stalock / SCRIVENS	17007
29	12/10/14	@ ANA	L	7-17-5	Ryan Kesler	Andersen / FASTH	16371
30	12/12/14	ANA	L	7-18-5	Ryan Getzlaf	Andersen / FASTH	16839
31	12/14/14	NYR	L	7-19-5	Dan Girardi	Lundqvist / SCRIVENS	16839
32	12/16/14	@ ARI	L (OT)	7-19-6	Oliver Ekman-Larson	Dubnyk / SCRIVENS	12085
33	12/18/14	@ SJS	L	7-20-6	Barclay Goodrow	Niemi / SCRIVENS	17399
34	12/21/14	DAL	SOL	7-20-7	Shawn Horcoff	Lindback / SCRIVENS	16839
35	12/23/14	ARI	L	7-21-7	Martin Erat	Dubnyk / SCRIVENS	16839
36	12/27/14	@ CGY	L	7-22-7	Johnny Gaudreau	Hiller / FASTH	19289
37	12/30/14	LAK	W (SO)	8-22-7	DAVID PERRON	SCRIVENS / Quick	16839
38	12/31/14	@ CGY	L (OT)	8-22-8	Josh Jooris	Hiller / SCRIVENS	19289
39	01/02/15	@ COL	SOL	8-22-9	Matt Duchene	Varlamov / SCRIVENS	16050
40	01/04/15	NYI	W	9-22-9	DEREK ROY	SCRIVENS / Halak	16839
41	01/06/15	DET	L	9-23-9	Pavel Datsyuk	Howard / FASTH	16839
42	01/09/15	CHI	W	10-23-9	JEFF PETRY	SCRIVENS / Raanta	16839
43	01/11/15	FLA	L	10-24-9	Sean Bergenheim	Luongo / SCRIVENS	16839
44	01/13/15	@ STL	L	10-25-9	Jaden Schwartz	Allen / SCRIVENS	18279
45	01/15/15	@ TBL	L	10-26-9	Ondrej Palat	Bishop / SCRIVENS	18609
46	01/17/15	@ FLA	W (SO)	11-26-9	NAIL YAKUPOV	FASTH / Luongo	10529
47	01/20/15	@ WSH	W (SO)	12-26-9	TEDDY PURCELL	FASTH / Holtby	18506
48	01/27/15	MIN	L	12-27-9	Charlie Coyle	Dubnyk / FASTH	16839
49	01/29/15	BUF	W	13-27-9	ANTON LANDER	SCRIVENS / Enroth	16839
50	01/31/15	@ CGY	L	13-28-9	Sean Monohan	Hiller / SCRIVENS	19289
51	02/02/15	@ SJS	W (SO)	14-28-9	ROB KLINKHAMMER	FASTH / Niemi	17376
52	02/04/15	PIT	L	14-29-9	Evgeni Malkin	Fleury / FASTH	16839
53	02/07/15	@ TOR	L	14-30-9	Phil Kessel	Reimer / FASTH	19248
54	02/09/15	@ NJD	W	15-30-9	NAIL YAKUPOV	SCRIVENS / Schneider	11519
55	02/10/15	@ NYI	L	15-31-9	Casey Cizikas	Halak / FASTH	15608



2014-15 EDMONTON OILERS GAME-BY-GAME RESULTS (CONTINUED)

GAME	DATE	OPPONENT	RESULT	RECORD	WINNING GOAL	GOALTENDERS OF DECISION	ATTENDANCE
56	02/12/15	@ MTL	W (OT)	16-31-9	ANTON LANDER	FASTH / Tokarski	21286
57	02/14/15	@ OTT	L	16-32-9	Kyle Turris	Lehner / FASTH	17160
58	02/16/15	@ WPG	SOL	16-32-10	Blake Wheeler	Hutchinson / FASTH	15016
59	02/18/15	BOS	W (SO)	17-32-10	MARTIN MARINCIN	SCRIVENS / Rask	16839
60	02/20/15	MIN	L	17-33-10	Justin Fontaine	Dubnyk / SCRIVENS	16839
61	02/21/15	ANA	L	17-34-10	Ryan Getzlaf	Gibson / SCRIVENS	16839
62	02/24/15	@ MIN	W	18-34-10	BENOIT POULIOT	SCRIVENS / Dubnyk	19044
63	02/28/15	STL	L	18-35-10	Paul Stastny	Elliott / SCRIVENS	16839
64	03/03/15	LAK	L	18-36-10	Jeff Carter	Quick / SCRIVENS	16839
65	03/06/15	@ CHI	SOL	18-36-11	Antoine Vermette	Crawford / SCRIVENS	22017
66	03/08/15	@ CAR	L	18-37-11	Jeff Skinner	Ward / BACHMAN	12826
67	03/09/15	@ DET	L	18-38-11	Teemu Pulkkinen	Howard / SCRIVENS	20027
68	03/12/15	@ PIT	L	18-39-11	Steve Downie	Fleury / BACHMAN	18662
69	03/13/15	@ CBJ	SOL	18-39-12	Alexander Wennberg	Bobrovsky / SCRIVENS	14317
70	03/16/15	TOR	W	19-39-12	JORDAN EBERLE	SCRIVENS / Bernier	16839
71	03/18/15	CBJ	SOL	19-39-13	Alexander Wennberg	McElhinney / SCRIVENS	16839
72	03/21/15	PHI	W (OT)	20-39-13	RYAN NUGENT-HOPKINS	SCRIVENS / Emery	16839
73	03/23/15	WPG	L	20-40-13	Lee Stempniak	Pavelec / SCRIVENS	16839
74	03/25/15	COL	W	21-40-13	DEREK ROY	SCRIVENS / Berra	16839
75	03/27/15	DAL	W	22-40-13	JORDAN EBERLE	BACHMAN / Lehtonen	16839
76	03/30/15	@ COL	W	23-40-13	JUSTIN SCHULTZ	BACHMAN / Varlamov	15493
77	04/01/15	@ ANA	L	23-41-13	Nate Thompson	Andersen / SCRIVENS	17174
78	04/02/15	@ LAK	L	23-42-13	Drew Doughty	Quick / SCRIVENS	18230
79	04/04/15	CGY	L	23-43-13	Joe Colborne	Hiller / SCRIVENS	16839
80	04/07/15	LAK	W	24-43-13	TYLER PITLICK	BACHMAN / Jones	16839
81	04/09/15	SJS	L	24-44-13	Bryan Lerg	Niemi / BROSSOIT	16839
82	04/11/15	@ VAN	L (OT)	24-44-14	Alexander Edler	Miller / SCRIVENS	18870

STREAKS

LONGEST WINNING STREAK

Overall:	4 Games:	October 20-27
Home:	4 Games:	October 20-27
Road:	2 Games:	November 7-9, January 17-20

LONGEST LOSING STREAK

Overall:	5 Games:	November 16-25
Home:	5 Games:	November 16- December 1
Road:	7 Games:	October 14-November 6

LONGEST WINLESS STREAK

Overall:	11 Games:	November 11-December 3
Home:	8 Games:	October 29-December 1 (0-7-1)
Road:	14 Games:	November 11-January 15 (0-8-6)

OILERS TEAM CAPTAINS – 1979-80 TO 2014-15

SEASON	CAPTAIN	SEASON	CAPTAIN	SEASON	CAPTAIN
1979-80	Ron Chipperfield	1991-92	Kevin Lowe	2004-05	No Season – NHL Lockout
1980-81	Blair MacDonald & Lee Fogolin	1992-93	Craig MacTavish	2005-06	Jason Smith
1981-82	Lee Fogolin	1993-94	Craig MacTavish	2006-07	Jason Smith
1982-83	Lee Fogolin	1994-95	Shayne Corson	2007-08	Ethan Moreau
1983-84	Wayne Gretzky	1995-96	Kelly Buchberger	2008-09	Ethan Moreau
1984-85	Wayne Gretzky	1996-97	Kelly Buchberger	2009-10	Ethan Moreau
1985-86	Wayne Gretzky	1997-98	Kelly Buchberger	2010-11	Shawn Horcoff
1986-87	Wayne Gretzky	1998-99	Kelly Buchberger	2011-12	Shawn Horcoff
1987-88	Wayne Gretzky	1999-00	Doug Weight	2012-13	Shawn Horcoff
1988-89	Mark Messier	2000-01	Doug Weight	2013-14	Andrew Ference
1989-90	Mark Messier	2001-02	Jason Smith	2014-15	Andrew Ference
1990-91	Mark Messier	2002-03	Jason Smith		
		2003-04	Jason Smith		



EDMONTON OILERS BACK-TO BACK-GAMES

The Oilers played in 11 back-to-back game sets this season, eight of which came on the road.

TOTAL RECORD: 3-15-4

RECORD IN 1ST GAME: 2-8-1

DATE	OPPONENT	RESULT
Oct. 14	@ WSH	L. 4-2
Oct. 14	@ LA	L. 6-1
Nov. 6	@ BOS	L. 5-2
Nov. 21	vs. NJ	L. 2-0
Nov. 27	@ NSH	OTL. 1-0
Dec. 9	@ SJ	L. 5-2
Dec. 30	vs. LA	SOW. 3-2
Feb. 9	@ NJ	W. 2-1
Feb. 20	vs. MIN	L. 4-0
Mar. 8	@ CAR	L. 7-4
Mar. 12	@ PIT	L. 6-4
Apr. 1	@ ANA	L. 5-1

RECORD IN 2ND GAME: 1-7-3

DATE	OPPONENT	RESULT
Oct. 15	@ PIT	L. 3-2
Oct. 15	@ ARI	L. 7-4
Nov. 7	@ BUF	W. 3-2 (SO)
Nov. 22	vs. CHI	L. 7-1
Nov. 28	@ STL	OTL. 4-3
Dec. 10	@ ANA	L. 2-1
Dec. 31	@ CGY	OTL. 4-3
Feb. 10	@ NYI	L. 3-2
Feb. 21	vs. ANA	L. 2-1
Mar. 9	@ DET	L. 5-2
Mar. 13	@ CBJ	SOL. 5-4
Apr. 2	@ LA	L. 8-2



ANAHEIM DUCKS
 Honda Center
 2695 E. Katella Ave.
 Anaheim, CA 92806

2015-16 GAMES VS. ANAHEIM
 At Edmonton – December 31, February 16,
 March 28
 At Anaheim – November 11, February 26

CLUB DIRECTORY

Owners.....	Henry and Susan Samuelli
Chief Executive Officer.....	Michael Schulman
Executive Vice President/General Manager.....	Bob Murray
Executive Vice President/Chief Operating Officer.....	Tim Ryan
Senior Vice President, Hockey Operations.....	David McNab
Chief Financial Officer/Vice President of Finance.....	Doug Heller
Head Coach.....	Bruce Boudreau
Assistant Coaches.....	Trent Yawney, Paul MacLean, Scott Niedermayer
Goaltending Consultant / Video Coordinator.....	Dwayne Roloson / Joe Piscotty
Director of Player Personnel.....	Rick Paterson
Assistant to the General Manager.....	Dave Baseggio
Director of Scouting, Amateur / Pro.....	Martin Madden
Director of Player Development.....	Todd Marchant
Hockey Ops, Senior Manager / Coordinator.....	Ryan Lichtenfels / Chase Flanigan
Director of Media & Communications.....	Alex Gilchrist
Media & Communications Manager / Associate.....	Steve Hoem / Keren Lynch
TV Rightsholder: FSN Prime Ticket (Cable).....	John Ahlers, Brian Hayward
Radio: KLAA AM 830 & Ducks Radio Network.....	Steve Carroll, Dan Wood
Arena (Capacity).....	Honda Center (17,174)
Public Relations Phone.....	(714) 940-2900
Public Relations FAX.....	(714) 940-2953
Ticket Information.....	877/WILDWING
Website.....	www.anaheimducks.com

EDMONTON OILERS VS. ANAHEIM DUCKS

YEARLY RECORD 1993-94 TO 2014-15

SEASON	GP	W	L	T	OTL	GF	GA	PTS	PCT.	AT EDMONTON				AT ANAHEIM			
										W-L-T-OTL	GF	GA	PCT.	W-L-T-OTL	GF	GA	PCT.
1993-94	6	1	5	0	0	13	23	2	.167	0-3-0-0	6	13		1-2-0-0	7	10	
1994-95	4	2	2	0	0	11	10	4	.500	2-0-0-0	4	1		0-2-0-0	7	9	
1995-96	5	4	1	0	0	11	5	8	.800	3-0-0-0	8	3		1-1-0-0	3	2	
1996-97	5	0	4	1	0	8	18	1	.100	0-2-0-0	2	6		0-2-1-0	6	12	
1997-98	6	2	4	0	0	14	17	4	.333	1-2-0-0	6	10		1-2-0-0	8	7	
1998-99	5	3	2	0	0	15	12	6	.600	1-1-0-0	2	2		2-1-0-0	13	10	
1999-00	4	2	2	0	0	9	8	4	.500	2-0-0-0	6	2		0-2-0-0	3	6	
2000-01	4	2	1	1	0	13	11	5	.625	2-0-0-0	8	5		0-1-1-0	5	6	
2001-02	4	3	1	0	0	8	5	6	.750	2-0-0-0	6	3		1-1-0-0	2	2	
2002-03	4	4	0	0	0	11	5	8	1.000	2-0-0-0	6	4		2-0-0-0	5	1	
2003-04	4	3	1	0	0	8	7	6	.750	2-0-0-0	3	1		1-1-0-0	5	6	
2004-05	DID NOT PLAY																
2005-06	4	4	0	0	0	18	11	8	1.000	2-0-0-0	8	6		2-0-0-0	10	5	
2006-07	4	1	2	0	1	9	15	3	.375	1-0-0-1	6	4		0-2-0-0	3	11	
2007-08	4	3	1	0	0	13	5	6	.750	1-1-0-0	6	3		2-0-0-0	7	2	
2008-09	4	2	2	0	0	13	12	4	.500	0-2-0-0	5	7		2-0-0-0	8	5	
2009-10	4	0	4	0	0	9	20	0	.000	0-2-0-0	5	10		0-2-0-0	4	10	
2010-11	4	1	2	0	1	8	12	3	.250	0-1-0-1	2	7		1-1-0-0	5	6	
2011-12	4	1	2	0	1	6	13	3	.250	0-1-0-1	2	8		1-1-0-0	4	5	
2012-13	3	0	3	0	0	2	8	0	.000	0-2-0-0	1	6		0-1-0-0	1	2	
2013-14	5	2	3	0	0	14	16	4	.400	2-0-0-0	8	5		0-3-0-0	6	11	
2014-15	4	0	4	0	0	5	13	0	.000	0-2-0-0	3	6		0-2-0-0	2	7	
TOTALS	95	40	50	2	3	223	259	85	.467	23-22-0-3	106	118		17-29-2-0	116	142	

**EDMONTON OILERS VS. ANAHEIM DUCKS****2014-15 RESULTS & STATISTICS****AT EDMONTON**21 Feb '15 ANA 2 @ EDM 1
12 Dec '14 ANA 4 @ EDM 2**WINNING GOAL**Ryan Getzlaf
Ryan Getzlaf**AT ANAHEIM**01 Apr '15 EDM 1 @ ANA 5
10 Dec '14 EDM 1 @ ANA 2**WINNING GOAL**Nate Thompson
Ryan Kesler

OILERS	GP	G	A	P	+/-	PIM	PP	SH	DUCKS	GP	G	A	P	+/-	PIM	PP	SH
Ryan Nugent-Hopkins	4	2	1	3	-3	2	0	0	Kyle Palmieri	4	1	3	4	2	0	0	0
Teddy Purcell	4	1	1	2	-1	0	0	0	Jakob Silfverberg	4	0	4	4	2	0	0	0
Jeff Petry	2	1	0	1	0	6	1	0	Ryan Getzlaf	4	2	1	3	3	4	0	0
Tyler Pitlick	2	1	0	1	1	0	0	0	Francois Beauchemin	2	2	1	3	3	0	1	0
Jordan Eberle	4	0	1	1	-5	0	0	0	Nate Thompson	4	2	0	2	3	6	0	0
Nail Yakupov	4	0	1	1	-2	0	0	0	Andrew Cogliano	4	1	1	2	2	0	0	0
Taylor Hall	3	0	1	1	-2	4	0	0	Ryan Kesler	3	1	1	2	1	0	0	0
Derek Roy	2	0	1	1	0	2	0	0	Sami Vatanen	3	1	1	2	1	2	1	0
Luke Gazdic	4	0	0	0	0	0	0	0	Cam Fowler	4	0	2	2	0	2	0	0
Oscar Klefbom	4	0	0	0	-5	0	0	0	Hampus Lindholm	4	0	2	2	4	0	0	0
Justin Schultz	4	0	0	0	-2	0	0	0	Rickard Rakell	4	0	2	2	-1	6	0	0
Brandon Davidson	3	0	0	0	-1	0	0	0	Rene Bourque	2	0	2	2	1	0	0	0
Mark Fayne	3	0	0	0	-2	0	0	0	Matt Beleskey	2	1	0	1	1	0	1	0
Andrew Ference	3	0	0	0	0	4	0	0	Corey Perry	2	1	0	1	0	0	0	0
Matt Hendricks	3	0	0	0	1	0	0	0	Simon Despres	1	1	0	1	0	0	0	0
Mark Arcobello	2	0	0	0	0	0	0	0	Ben Lovejoy	2	0	1	1	2	0	0	0
Leon Draisaitl	2	0	0	0	-1	0	0	0	Tomas Fleischmann	1	0	1	1	1	0	0	0
Rob Klunkhammer	2	0	0	0	0	0	0	0	Patrick Maroon	4	0	0	0	1	0	0	0
Martin Marincin	2	0	0	0	1	0	0	0	Tim Jackman	3	0	0	0	0	0	0	0
David Perron	2	0	0	0	0	0	0	0	Devante Smith-Pelly	3	0	0	0	1	0	0	0
Steven Pinizzotto	2	0	0	0	0	0	0	0	Emerson Etem	2	0	0	0	-1	0	0	0
Benoit Pouliot	2	0	0	0	-2	0	0	0	Mark Fistric	2	0	0	0	1	2	0	0
Keith Aulie	1	0	0	0	0	0	0	0	Josh Manson	2	0	0	0	-1	0	0	0
Matt Fraser	1	0	0	0	-1	0	0	0	Clayton Stoner	2	0	0	0	1	0	0	0
Boyd Gordon	1	0	0	0	0	0	0	0	Eric Brewer	1	0	0	0	0	0	0	0
Ryan Hamilton	1	0	0	0	0	0	0	0	Jiri Sekac	1	0	0	0	0	0	0	0
Anton Lander	1	0	0	0	-1	0	0	0	Chris Wagner	1	0	0	0	0	0	0	0
Andrew Miller	1	0	0	0	0	0	0	0	James Wisniewski	1	0	0	0	-1	2	0	0
Nikita Nikitin	1	0	0	0	-1	0	0	0									
Jordan Oesterle	1	0	0	0	0	0	0	0									
Iiro Pakarinen	1	0	0	0	0	0	0	0									

OILERS GOALTENDERS

	GP	MIN	W-L-OT	GA	SA	SV	GAA	SV%
Viktor Fasth	2	80	0-2-0	5	46	41	3.73	.891
Ben Scrivens	3	157	0-2-0	7	55	48	2.67	.873

DUCKS GOALTENDERS

	GP	MIN	W-L-OT	GA	SA	SV	GAA	SV%
Frederik Andersen	3	180	3-0-0	4	68	64	1.33	.941
John Gibson	1	60	1-0-0	1	27	26	1.00	.963

GOALS BY PERIOD

	1	2	3	OT	TOTAL	SHOTS BY PERIOD	1	2	3	OT	TOTAL
Oilers	0	3	2	0	5	Oilers	27	33	35	0	95
Ducks	5	5	3	0	13	Ducks	40	37	25	0	102

POWERPLAY

	PPG	ATT	PCT.	PENALTY KILLING	PK	TSH	PCT.
Oilers	1	11	9.1	Oilers	5	8	62.5
Ducks	3	8	37.5	Ducks	10	11	90.9



ARIZONA COYOTES
 Gila River Arena
 9400 W. Maryland Avenue
 Glendale, AZ 85305

2015-16 GAMES VS. ARIZONA
 At Edmonton – January 2, March 12
 At Arizona – November 12, January 12,
 March 22

CLUB DIRECTORY

Governor.....	Andrew Barroway
President, CEO & Alt. Governor.....	Anthony LeBlanc
Executive Vice President, G.M. & Alt. Governor.....	Don Maloney
Senior Vice President & Assistant G.M.....	Darcy Regier
Asst. to the G.M., Hockey Ops/ Analytics.....	Chris O'Hearn / John Chayka
Head Coach.....	Dave Tippett
Associate Coach.....	Jim Playfair
Assistant Coaches.....	Newell Brown, John Slaney
Goaltending Coaches.....	Jon Elkin, Corey Schwab
Development Coach/Senior Advisor.....	Steve Sullivan/Dave King
Video Coach / Strength & Conditioning Coach.....	Steve Peters / JP Major
Director of Hockey Operations & Analytics.....	Bob Teofilo
Executive Assistant/Hockey Ops.....	Ashley O'Hearn
Manager of Team Services.....	Rick Braunstein
Team Services Coordinator/Security.....	Jim O'Neal
Scouting Directors, Amateur / Pro.....	Tim Bernhardt / Frank Effinger
Vice President of Communications.....	Rich Nairn
Sr. Director of News Content.....	Dave Vest
Media Relations Director / Coordinator.....	Chris Wojcik / Greg Dillard
TV Play-by-Play Announcer.....	Matt McConnell
TV Color / Host.....	Tyson Nash / Todd Walsh
Radio Play-by-Play Announcer / Color / Host.....	Bob Heethuis / Nick Boynton / Luke Lapinski
Arena (Capacity).....	Gila River Arena(17,125)
Public Relations Phone.....	(623) 772-3200
Public Relations FAX.....	(623) 872-2000
Tickets.....	(480) 563-PUCK
Arena Phone.....	(623) 772-3200
Arena FAX.....	(623) 772-3201
Website.....	www.arizonacoyotes.com

EDMONTON OILERS VS. ARIZONA COYOTES

YEARLY RECORD 1979-80 TO 2014-15

SEASON	GP	W	L	T	OTL	GF	GA	PTS	PCT.	AT EDMONTON			AT ARIZONA		
										W-L-T-OTL	GF	GA	W-L-T-OTL	GF	GA
1979-80	4	1	2	1	—	17	16	3	.375	1-1-0-0	12	6	0-1-1-0	5	10
1980-81	4	4	0	0	—	26	9	8	1.000	2-0-0-0	17	6	2-0-0-0	9	3
1981-82	3	2	1	0	—	14	7	4	.667	1-1-0-0	4	5	1-0-0-0	10	2
1982-83	8	6	2	0	—	45	31	12	.750	4-0-0-0	22	7	2-2-0-0	23	24
1983-84	8	8	0	0	—	53	37	16	1.000	4-0-0-0	24	16	4-0-0-0	29	21
1984-85	8	5	3	0	—	40	34	10	.625	2-2-0-0	22	21	3-1-0-0	18	13
1985-86	8	6	2	0	—	47	34	12	.750	3-1-0-0	22	15	3-1-0-0	25	19
1986-87	8	5	3	0	—	33	27	10	.625	3-1-0-0	16	10	2-2-0-0	17	17
1987-88	8	4	1	3	—	32	21	11	.688	2-0-2-0	15	10	2-1-1-0	17	11
1988-89	8	4	3	1	—	40	35	9	.563	2-2-0-0	17	17	2-1-1-0	23	18
1989-90	8	5	3	0	—	38	28	10	.625	4-0-0-0	23	11	1-3-0-0	15	17
1990-91	8	3	4	1	—	21	23	7	.438	1-2-1-0	9	10	2-2-0-0	12	13
1991-92	7	3	3	1	—	25	27	7	.500	2-2-0-0	15	16	1-1-1-0	10	11
1992-93	9	1	8	0	—	29	44	2	.111	0-0-0-0	13	22	1-4-0-0	16	22
1993-94	4	3	1	0	—	18	11	6	.750	2-0-0-0	11	2	1-1-0-0	7	9
1994-95	4	2	1	1	—	15	16	5	.625	0-1-1-0	4	8	2-0-0-0	11	8
1995-96	4	2	2	0	—	14	20	4	.500	2-0-0-0	10	7	0-2-0-0	4	13
1996-97	4	3	1	0	—	15	11	6	.750	1-1-0-0	6	7	2-0-0-0	9	4
1997-98	4	3	1	0	—	17	12	6	.750	2-0-0-0	9	5	1-1-0-0	8	8
1998-99	4	2	2	0	—	17	14	4	.500	1-1-0-0	8	10	1-1-0-0	9	4
1999-00	4	3	0	0	1	16	13	7	.875	2-0-0-0	7	4	1-0-0-1	9	9
2000-01	4	0	2	2	0	8	13	2	.250	0-0-2-0	4	4	0-2-0-0	4	9
2001-02	4	4	0	0	0	18	9	8	1.000	2-0-0-0	9	2	2-0-0-0	9	7
2002-03	4	1	1	0	2	10	15	4	.500	1-1-0-0	5	8	0-0-0-2	5	7
2003-04	4	3	0	1	0	19	11	7	.875	2-0-0-0	9	6	1-0-1-0	10	5
2004-05	DID NOT PLAY														
2005-06	4	2	0	0	2	17	12	6	.750	1-0-0-1	10	5	1-0-0-1	7	7
2006-07	4	2	2	0	0	10	13	4	.500	1-1-0-0	5	5	1-1-0-0	5	8

**EDMONTON OILERS VS. ARIZONA COYOTES****YEARLY RECORD 1979-80 TO 2014-15**

SEASON	GP	W	L	T	OTL	GF	GA	PTS	PCT.	AT EDMONTON			AT ARIZONA		
										W-L-T-OTL	GF	GA	W-L-T-OTL	GF	GA
2007-08	4	4	0	0	0	22	10	8	1.000	2-0-0-0	13	6	2-0-0-0	9	4
2008-09	4	3	1	0	0	15	9	6	.750	2-0-0-0	10	5	1-1-0-0	5	4
2009-10	4	1	1	0	2	11	14	4	.500	1-0-0-1	8	5	0-1-0-1	3	9
2010-11	4	1	2	0	1	8	15	3	.375	0-1-0-1	4	7	1-1-0-0	4	8
2011-12	4	0	3	0	1	7	14	1	.125	0-1-0-1	3	6	0-2-0-0	4	8
2012-13	3	2	1	0	0	6	6	4	.666	1-1-0-0	4	5	1-0-0-0	2	1
2013-14	5	1	3	0	1	15	21	3	.300	0-2-0-0	5	10	1-1-0-1	10	11
2014-15	5	0	4	0	1	9	21	1	.200	0-3-0-0	4	12	0-1-0-1	5	9
TOTALS	184	99	63	11	11	747	653	219	.372	54-29-6-4	379	300	45-34-5-7	368	353
ARIZONA	73	35	23	3	11	240	233	84	.576	19-12-2-4	123	111	16-12-1-7	117	122
WINNIPEG	111	64	39	8	0	507	420	136	.500	35-17-4-0	256	189	29-22-4-0	251	231

* Franchise in Winnipeg from 1979-80 to 1995-96. Moved to Phoenix for 1996-97 season.

** Changed name from Phoenix to Arizona in 2014.

EDMONTON OILERS VS. PHOENIX COYOTES**2014-15 RESULTS & STATISTICS****AT EDMONTON**

23 Dec '14 ARI 5 @ EDM 1

01 Dec '14 ARI 5 @ EDM 2

16 Nov '14 ARI 2 @ EDM 1

WINNING GOAL

Martin Erat

Oliver Ekman-Larsson

Mikkel Boedker

AT PHOENIX

16 Dec '14 * EDM 1 @ ARI 2

15 Oct '14 EDM 4 @ ARI 7

WINNING GOAL

Oliver Ekman-Larsson

Mikkel Boedker

OILERS	GP	G	A	P	+/-	PIM	PP	SH	COYOTES	GP	G	A	P	+/-	PIM	PP	SH
Taylor Hall	5	3	2	5	-2	6	1	0	Mikkel Boedker	5	5	2	7	5	0	1	0
Jordan Eberle	5	1	3	4	-4	2	1	0	Martin Erat	5	3	3	6	7	6	1	0
Justin Schultz	5	1	2	3	0	0	0	0	Martin Hanzal	5	0	6	6	8	0	0	0
Mark Arcobello	5	1	1	2	0	2	0	0	Sam Gagner	5	2	3	5	5	2	0	0
Ryan Nugent-Hopkins	4	1	1	2	-3	2	0	0	Antoine Vermette	5	0	4	4	2	6	0	0
Brad Hunt	2	0	2	2	1	0	0	0	Brandon Gormley	2	2	1	3	4	0	1	0
Mark Fayne	5	1	0	1	-3	0	0	0	Keith Yandle	5	1	2	3	6	4	0	0
Jeff Petry	5	1	0	1	-5	6	0	0	Shane Doan	5	0	3	3	0	4	0	0
Leon Draisaitl	5	0	1	1	-2	0	0	0	Oliver Ekman-Larsson	5	2	0	2	0	0	1	0
David Perron	5	0	1	1	-5	2	0	0	Tobias Rieder	4	2	0	2	2	0	0	2
Nikita Nikitin	3	0	1	1	-3	2	0	0	Brandon McMillan	5	1	1	2	0	0	0	0
Oscar Klefbom	2	0	1	1	-2	0	0	0	Connor Murphy	4	1	1	2	7	2	0	0
Benoit Pouliot	2	0	1	1	-2	2	0	0	Joe Vitale	5	0	2	2	-1	7	0	0
Andrew Ference	5	0	0	0	-4	0	0	0	Lauri Korpikoski	3	0	2	2	1	0	0	0
Teddy Purcell	5	0	0	0	-2	0	0	0	David Schlemko	3	0	2	2	2	0	0	0
Nail Yakupov	5	0	0	0	-3	4	0	0	Kyle Chipchuck	4	1	0	1	0	7	0	0
Boyd Gordon	4	0	0	0	-2	2	0	0	Rob Klinkhammer	2	1	0	1	1	0	0	0
Luke Gazdic	3	0	0	0	-1	7	0	0	Michael Stone	5	0	1	1	3	4	0	0
Matt Hendricks	3	0	0	0	-2	2	0	0	Chris Summers	1	0	1	1	0	0	0	0
Steven Pinizzotto	3	0	0	0	-1	7	0	0	Zbynek Michalek	5	0	0	0	-2	6	0	0
Tyler Pitlick	3	0	0	0	0	0	0	0	B.J. Crombeen	4	0	0	0	-1	5	0	0
Jesse Joensuu	2	0	0	0	-2	0	0	0	David Moss	3	0	0	0	-1	4	0	0
Will Acton	1	0	0	0	-2	5	0	0									
Keith Aulie	1	0	0	0	0	0	0	0									
Brandon Davidson	1	0	0	0	-1	0	0	0									
Darnell Nurse	1	0	0	0	-1	0	0	0									

OILERS GOALTENDERS

	GP	MIN	W-L-OT	GA	SA	SV	GAA	SV%
Ben Scrivens	4	186	0-3-1	12	104	92	3.87	.885
Viktor Fasth	2	115	0-1-0	8	43	35	4.18	.814

COYOTES GOALTENDERS

	GP	MIN	W-L-OT	GA	SA	SV	GAA	SV%
Devan Dubnyk	3	185	3-0-0	3	93	90	0.97	.968
Mike Smith	2	120	2-0-0	6	54	48	3.00	.889

GOALS BY PERIOD

	1	2	3	OT	TOTAL	SHOTS BY PERIOD	1	2	3	OT	TOTAL
Oilers	5	0	4	0	9	Oilers	58	35	52	2	147
Coyotes	5	8	7	1	21	Coyotes	40	63	41	4	148

POWERPLAY

	PPG	ATT	PCT.	PENALTY KILLING	PK	TSH	PCT.
Oilers	2	19	10.5	Oilers	13	17	76.5
Coyotes	4	17	23.5	Coyotes	17	19	89.5



BOSTON BRUINS
 TD Garden
 100 Legends Way
 Boston, MA 02114

2015-16 GAMES VS. BOSTON
 At Edmonton – December 2
 At Boston – December 14

CLUB DIRECTORY

Owner & Governor, Boston Bruins; Chairman, NHL Board of Governors	Jeremy M. Jacobs
Chief Executive Officer, Boston Bruins.....	Charlie Jacobs
Alternate Governors.....	Charlie Jacobs, Jeremy Jacobs, Jr., Louis Jacobs, Harry Sinden, Cam Neely, Don Sweeney
Senior Advisor to the Owner.....	Harry Sinden
President.....	Cam Neely
General Manager.....	Don Sweeney
Assistant General Manager.....	Scott Bradley
Executive Director of Player Personnel.....	John Ferguson
Director of Amateur Scouting.....	Keith Gretzky
Assistant Director of Amateur Scouting.....	Scott Fitzgerald
Director of Hockey Operations/Analytics.....	Ryan Nadeau
Head Coach.....	Claude Julien
Assistant Coaches.....	Doug Houda, Doug Jarvis, Joe Sacco
Goaltending Coach.....	Bob Essensa
Video Coordinator.....	J. P. Buckley
Director of Communications & Content.....	Eric Tosi
Director of Publications & Information.....	Heidi Holland
Communications Specialist.....	Erika Wentzell
TV Rightsholder.....	New England Sports Network (NESN)
Radio play-by-play / analyst.....	Jack Edwards / Andy Brickley
Radio Rightsholder.....	98.5 The Sports Hub (CBS Radio Boston)
Radio play-by-play / analyst.....	Dave Goucher / Bob Beers
Arena (Capacity).....	TD Garden (17,565)
Public Relations Phone.....	(617) 624-BEAR (2327)
Public Relations FAX.....	(617) 523-7184
Website.....	www.bostonbruins.com

EDMONTON OILERS VS. BOSTON BRUINS

YEARLY RECORD 1979-80 TO 2014-15

SEASON	GP	W	L	T	OTL	GF	GA	PTS	PCT.	AT EDMONTON			AT BOSTON		
										W-L-T-OTL	GF	GA	W-L-T-OTL	GF	GA
1979-80	4	0	4	0	—	6	17	0	.000	0-2-0-0	3	6	0-2-0-0	3	11
1980-81	4	1	3	0	—	13	23	2	.250	1-1-0-0	8	10	0-2-0-0	5	13
1981-82	3	0	1	2	—	8	11	2	.333	0-0-2-0	6	6	0-1-0-0	2	5
1982-83	3	0	2	1	—	11	16	1	.167	0-1-0-0	3	5	0-1-1-0	8	11
1983-84	3	2	1	0	—	8	6	4	.667	2-0-0-0	7	2	0-1-0-0	1	4
1984-85	3	2	1	0	—	14	10	4	.667	1-0-0-0	7	2	1-1-0-0	7	8
1985-86	3	2	1	0	—	13	11	4	.667	1-1-0-0	8	8	1-0-0-0	5	3
1986-87	3	1	2	0	—	10	10	2	.333	1-0-0-0	6	2	0-2-0-0	4	8
1987-88	3	1	1	1	—	10	12	3	.500	1-1-0-0	8	10	0-0-1-0	2	2
1988-89	3	0	3	0	—	7	13	0	.000	0-1-0-0	2	4	0-2-0-0	5	9
1989-90	3	0	2	1	—	5	12	1	.167	0-1-1-0	3	6	0-1-0-0	2	6
1990-91	3	1	2	0	—	15	11	2	.333	1-0-0-0	8	1	1-1-0-0	7	10
1991-92	3	1	2	0	—	10	14	2	.333	0-1-0-0	3	5	1-1-0-0	7	9
1992-93	2	1	1	0	—	7	9	2	.500	0-1-0-0	3	6	1-0-0-0	4	3
1993-94	2	0	2	0	—	2	8	0	.000	0-1-0-0	1	3	0-1-0-0	1	5
1994-95	DID NOT PLAY														
1995-96	2	1	1	0	—	8	10	2	.500	0-1-0-0	4	7	1-0-0-0	4	3
1996-97	2	2	0	0	—	10	3	4	1.000	1-0-0-0	4	3	1-0-0-0	6	0
1997-98	2	0	2	0	—	2	5	0	.000	0-1-0-0	1	2	0-1-0-0	1	3
1998-99	1	0	1	0	—	0	2	0	.000	0-0-0-0	0	2	0-0-0-0	0	0
1999-00	2	1	0	1	0	6	4	3	.750	1-0-0-0	4	2	0-0-1-0	2	2
2000-01	1	1	0	0	0	6	1	2	1.000	1-0-0-0	6	1	0-0-0-0	0	0

**EDMONTON OILERS VS. BOSTON BRUINS****YEARLY RECORD 1979-80 TO 2014-15**

SEASON	GP	W	L	T	OTL	AT EDMONTON				AT BOSTON					
						GF	GA	PTS	PCT.	W-L-T-OTL	GF	GA	W-L-T-OTL	GF	GA
2001-02	1	0	0	0	1	0	1	1	.500	0-0-0-0	0	0	0-0-0-1	0	1
2002-03	2	0	2	0	0	4	10	0	.000	0-1-0-0	3	4	0-1-0-0	1	6
2003-04	1	0	1	0	0	3	4	0	.000	0-0-0-0	0	0	0-1-0-0	3	4
2004-05	DID NOT PLAY														
2005-06	1	0	0	0	1	4	5	1	.500	0-0-0-1	4	5	0-0-0-0	0	0
2006-07	1	0	1	0	0	0	3	0	.000	0-0-0-0	0	0	0-1-0-0	0	3
2007-08	DID NOT PLAY														
2008-09	1	0	0	0	1	0	1	1	.500	0-0-0-1	0	1	0-0-0-0	0	0
2009-10	1	0	1	0	0	0	2	0	.000	0-0-0-0	-	-	0-1-0-0	0	2
2010-11	1	0	1	0	0	2	3	0	.000	0-1-0-0	2	3	0-0-0-0	0	0
2011-12	1	0	1	0	0	3	6	0	.000	0-0-0-0	-	-	0-1-0-0	3	6
2012-13	DID NOT PLAY														
2013-14	2	0	2	0	0	2	8	0	.000	0-1-0-0	2	4	0-1-0-0	0	4
2014-15	2	1	1	0	0	6	8	2	.500	1-0-0-0	4	3	0-1-0-0	2	5
TOTALS	69	18	41	6	3	195	259	45	.326	12-17-3-2	110	113	6-25-3-1	85	146

EDMONTON OILERS VS. BOSTON BRUINS**2014-15 RESULTS & STATISTICS**

AT EDMONTON	WINNING GOAL	AT BOSTON	WINNING GOAL
18 Feb '15 **BOS 3 @ EDM 4	Martin Marincin	06 Nov '14 EDM 2 @ BOS 5	Carl Soderberg

OILERS	GP	G	A	P	+/-	PIM	PP	SH	BRUINS	GP	G	A	P	+/-	PIM	PP	SH
Ryan Nugent-Hopkins	2	1	1	2	-2	0	1	0	Dougie Hamilton	2	1	4	5	2	2	1	0
Teddy Purcell	2	1	1	2	-2	0	1	0	Loui Eriksson	2	2	1	3	0	0	1	0
Nail Yakupov	2	1	1	2	1	0	0	0	Reilly Smith	2	2	1	3	1	0	0	0
Jordan Eberle	2	0	2	2	-2	0	0	0	Carl Soderberg	2	1	1	2	-1	0	1	0
Boyd Gordon	2	1	0	1	-1	0	1	0	Brad Marchand	2	0	2	2	3	2	0	0
Mark Arcobello	1	1	0	1	0	0	0	0	Dennis Seidenberg	2	0	2	2	3	2	0	0
Oscar Klefbom	2	0	1	1	-1	0	0	0	Milan Lucic	2	1	0	1	1	0	0	0
Justin Schultz	2	0	1	1	-3	0	0	0	David Pastrnak	1	1	0	1	1	0	0	0
Derek Roy	1	0	1	1	0	0	0	0	Patrice Bergeron	2	0	1	1	2	2	0	0
Mark Fayne	2	0	0	0	0	0	0	0	David Krejci	2	0	1	1	2	6	0	0
Matt Hendricks	2	0	0	0	-2	7	0	0	Zdeno Chara	1	0	1	1	1	0	0	0
Iiro Pakarinen	2	0	0	0	0	0	0	0	Torey Krug	1	0	1	1	-1	0	0	0
Jeff Petry	2	0	0	0	0	0	0	0	David Warosfsky	1	0	1	1	1	0	0	0
Benoit Pouliot	2	0	0	0	-2	0	0	0	Gregory Campbell	2	0	0	0	0	5	0	0
Keith Aulie	1	0	0	0	1	2	0	0	Chris Kelly	2	0	0	0	1	2	0	0
Leon Draisaitl	1	0	0	0	-1	0	0	0	Adam McQuaid	2	0	0	0	0	0	0	0
Andrew Ference	1	0	0	0	0	2	0	0	Daniel Paille	2	0	0	0	0	2	0	0
Matt Fraser	1	0	0	0	-1	0	0	0	Matt Bartkowski	1	0	0	0	1	0	0	0
Ryan Hamilton	1	0	0	0	0	0	0	0	Craig Cunningham	1	0	0	0	0	0	0	0
Jesse Joensuu	1	0	0	0	0	0	0	0	Matt Fraser	1	0	0	0	-1	0	0	0
Anton Lander	1	0	0	0	0	0	0	0	Seth Griffith	1	0	0	0	0	0	0	0
Martin Marincin	1	0	0	0	0	0	0	0	Joe Morrow	1	0	0	0	-1	0	0	0
Nikita Nikitin	1	0	0	0	-2	4	0	0	Zach Trotman	1	0	0	0	0	0	0	0
David Perron	1	0	0	0	1	0	0	0									

OILERS GOALTENDER	GP	MIN	W-L-OT	GA	SA	SV	GAA	SV%
Ben Scrivens	2	123	1-1-0	7	72	65	3.40	.903

BRUINS GOALTENDER	GP	MIN	W-L-OT	GA	SA	SV	GAA	SV%
Tuukka Rask	2	125	1-0-1	5	56	51	2.40	.911

GOALS BY PERIOD	1	2	3	OT	TOTAL	SHOTS BY PERIOD	1	2	3	OT	TOTAL
Oilers	3	1	1	0	5	Oilers	22	19	15	0	56
Bruins	2	2	4	0	8	Bruins	21	23	23	6	73

POWERPLAY	PPG	ATT	PCT.	PENALTY KILLING	PK	TSH	PCT.
Oilers	3	9	33.3	Oilers	2	5	40.0
Bruins	3	5	60.0	Bruins	6	9	66.7



BUFFALO SABRES

First Niagara Center
One Seymour H. Knox III Plaza
Buffalo, NY 14203

2015-16 GAMES VS. BUFFALO

At Edmonton – December 6
At Buffalo – March 1

CLUB DIRECTORY

Owner.....	Terrence M. Pegula
President.....	Russ Brandon
Chief Development Officer.....	Clifford Benson
General Manager.....	Tim Murray
Assistant General Manager.....	Mark Jakubowski
Director of Player Personnel.....	Kevin Devine
Directors, Scouting / Amateur Scouting.....	Rob Murphy / Greg Royce
Head Coach.....	Dan Bylsma
Assistant Coaches.....	Terry Murray, Dave Barr, Dan Lambert
Goaltender Coach / Video Coach.....	Andrew Allen / Corey Smith
Director, Media Relations.....	Chris Bandura
Manager, Public Relations.....	Ian Ott
Coordinator, Public Relations.....	Chris Dierken
Broadcast Team.....	Rick Jeanneret (Play-by-Play), Rob Ray (Color), Dan Dunleavy (Play-by-Play/Reporter)
Radio Host, Sabres Hockey Hotline.....	Kevin Sylvester
Arena (Capacity).....	First Niagara Center (19,070)
Public Relations Phone.....	(716) 855-4100
Public Relations.....	FAX (716) 855-4110
Website.....	www.sabres.com

EDMONTON OILERS VS. BUFFALO SABRES

YEARLY RECORD 1979-80 TO 2014-15

SEASON						AT EDMONTON				AT BUFFALO						
	GP	W	L	T	OTL	GF	GA	PTS	PCT.	W-L-T-OTL	GF	GA	W-L-T-OTL	GF	GA	
1979-80	4	1	2	1	—	19	22	3	.375	1-1-0-0	8	9	0-1-1-0	11	13	
1980-81	4	1	1	2	—	13	12	4	.500	1-0-1-0	8	5	0-1-1-0	5	7	
1981-82	3	2	1	0	—	11	7	4	.667	1-1-0-0	5	4	1-0-0-0	6	3	
1982-83	3	2	1	0	—	15	12	4	.667	1-0-0-0	6	2	1-1-0-0	9	10	
1983-84	3	2	1	0	—	12	6	4	.667	2-0-0-0	11	3	0-1-0-0	1	3	
1984-85	3	2	0	1	—	15	12	5	.833	0-0-1-0	4	4	2-0-0-0	11	8	
1985-86	3	1	2	0	—	9	11	2	.333	1-1-0-0	7	7	0-1-0-0	2	4	
1986-87	3	2	1	0	—	13	11	4	.667	1-0-0-0	5	3	1-1-0-0	8	8	
1987-88	3	3	0	0	—	16	6	6	1.000	2-0-0-0	11	4	1-0-0-0	5	2	
1988-89	3	2	0	1	—	17	12	5	.833	1-0-0-0	7	3	1-0-1-0	10	9	
1989-90	3	2	1	0	—	15	9	4	.667	2-0-0-0	10	3	0-1-0-0	5	6	
1990-91	3	2	1	0	—	9	7	4	.667	1-0-0-0	4	2	1-1-0-0	5	5	
1991-92	3	1	1	1	—	11	14	3	.500	1-0-0-0	5	2	0-1-1-0	6	12	
1992-93	2	2	0	0	—	8	6	4	1.000	1-0-0-0	3	2	1-0-0-0	5	4	
1993-94	2	0	1	1	—	4	7	1	.250	0-1-0-0	3	6	0-0-1-0	1	1	
1994-95	DID NOT PLAY															
1995-96	2	1	1	0	—	6	8	2	.500	1-0-0-0	5	4	0-1-0-0	1	4	
1996-97	2	2	0	0	—	7	4	4	1.000	1-0-0-0	4	3	1-0-0-0	3	1	
1997-98	2	0	1	1	—	4	5	1	.250	0-1-0-0	0	1	0-0-1-0	4	4	
1998-99	2	2	0	0	—	11	6	4	1.000	1-0-0-0	6	3	1-0-0-0	5	3	
1999-00	1	0	0	1	0	2	2	1	.500	0-0-0-0	0	0	0-0-1-0	2	2	
2000-01	2	2	0	0	0	7	2	4	1.000	1-0-0-0	3	2	1-0-0-0	4	0	
2001-02	1	1	0	0	0	3	0	2	1.000	0-0-0-0	0	0	1-0-0-0	3	0	
2002-03	1	0	0	1	0	1	1	1	.500	0-0-1-0	1	1	0-0-0-0	0	0	
2003-04	1	1	0	0	0	4	1	2	1.000	1-0-0-0	4	1	0-0-0-0	0	0	
2004-05	DID NOT PLAY															
2005-06	1	0	1	0	0	1	3	0	.000	0-1-0-0	1	3	0-0-0-0	0	0	

**EDMONTON OILERS VS. BUFFALO SABRES****YEARLY RECORD 1979-80 TO 2014-15**

SEASON	GP	W	L	T	OTL	GF	GA	PTS	PCT.	AT EDMONTON		AT BUFFALO			
										W-L-T-OTL	GF	GA	W-L-T-OTL	GF	GA
2006-07	1	0	0	0	1	1	2	1	.500	0-0-0-0	0	0	0-0-0-1	1	2
2007-08	DID NOT PLAY														
2008-09	1	0	1	0	0	2	10	0	.000	0-1-0-0	2	10	0-0-0-0	0	0
2009-10	1	0	1	0	0	1	3	0	.000	0-0-0-0	0	0	0-1-0-0	1	3
2010-11	1	0	1	0	0	2	4	0	.000	0-1-0-0	2	4	0-0-0-0	0	0
2011-12	1	0	1	0	0	3	4	0	.000	0-0-0-0	-	-	0-1-0-0	3	4
2012-13	DID NOT PLAY														
2013-14	2	1	1	0	0	4	5	2	.500	0-1-0-0	1	3	1-0-0-0	3	2
2014-15	2	2	0	0	0	6	4	4	1.000	1-0-0-0	3	2	1-0-0-0	3	2
TOTALS	69	37	21	10	1	252	218	85	.616	23-9-3-0	129	96	15-12-7-1	123	122

EDMONTON OILERS VS. BUFFALO SABRES**2014-15 RESULTS & STATISTICS**

AT EDMONTON			WINNING GOAL			AT BUFFALO			WINNING GOAL		
29 Jan '15	BUF 2 @ EDM 3		Anton Lander			07 Nov '14	EDM 3 @ BUF 2		Boyd Gordon		

OILERS	GP	G	A	P	+/-	PIM	PP	SH	SABRES	GP	G	A	P	+/-	PIM	PP	SH
Matt Fraser	1	1	2	3	3	0	0	0	Brian Gionta	2	0	3	3	3	2	0	0
Anton Lander	1	1	2	3	3	0	0	0	Rasmus Ristolainen	2	1	1	2	-2	0	0	0
Teddy Purcell	2	0	3	3	1	0	0	0	Zemgus Girgensons	2	0	2	2	2	0	0	0
Boyd Gordon	2	1	0	1	0	2	0	0	Matt Moulson	2	1	0	1	1	0	0	0
Mark Arcobello	1	1	0	1	1	0	0	0	Tyler Myers	2	1	0	1	0	2	0	0
Oscar Klefbom	1	1	0	1	3	0	0	0	Drew Stafford	2	1	0	1	-2	0	0	0
Iiro Pakarinen	1	1	0	1	1	0	0	0	Nicolas Deslauriers	2	0	1	1	-1	5	0	0
Mark Fayne	2	0	1	1	3	0	0	0	Torrey Mitchell	2	0	1	1	-1	0	0	0
Matt Hendricks	2	0	1	1	0	2	0	0	Tyler Ennis	2	0	0	0	-1	10	0	0
Nail Yakupov	2	0	1	1	0	0	0	0	Brian Flynn	2	0	0	0	1	0	0	0
Luke Gazdic	1	0	1	1	2	5	0	0	Josh Gorges	2	0	0	0	0	0	0	0
David Perron	1	0	1	1	1	0	0	0	Cody Hodgson	2	0	0	0	-2	0	0	0
Jordan Eberle	2	0	0	0	-1	0	0	0	Andrej Meszaros	2	0	0	0	-1	4	0	0
Nikita Nikitin	2	0	0	0	-1	0	0	0	Chris Stewart	2	0	0	0	-3	5	0	0
Ryan Nugent-Hopkins	2	0	0	0	-1	0	0	0	Andre Benoit	1	0	0	0	-2	0	0	0
Jeff Petry	2	0	0	0	-4	0	0	0	Matt Ellis	1	0	0	0	-1	0	0	0
Benoit Pouliot	2	0	0	0	-1	0	0	0	Patrick Kaleta	1	0	0	0	-1	0	0	0
Justin Schultz	2	0	0	0	3	0	0	0	Johan Larsson	1	0	0	0	0	0	0	0
Keith Aulie	1	0	0	0	3	7	0	0	Cody McCormick	1	0	0	0	0	0	0	0
Leon Draisaitl	1	0	0	0	0	0	0	0	Tyson Strachan	1	0	0	0	0	0	0	0
Andrew Ference	1	0	0	0	-2	0	0	0	Mike Weber	1	0	0	0	1	2	0	0
Jesse Joensuu	1	0	0	0	-1	0	0	0	Nikita Zadorov	1	0	0	0	0	0	0	0
Rob Klunkhammer	1	0	0	0	-1	0	0	0									
Martin Marincin	1	0	0	0	-1	0	0	0									
Derek Roy	1	0	0	0	-1	0	0	0									

OILERS GOALTENDERS	GP	MIN	W-L-OT	GA	SA	SV	GAA	SV%
Viktor Fasth	1	60	1-0-0	2	31	29	2.00	.935
Ben Scrivens	1	60	1-0-0	2	20	18	2.00	.900

SABRES GOALTENDERS	GP	MIN	W-L-OT	GA	SA	SV	GAA	SV%
Michal Neuvirth	1	59	0-1-0	3	52	49	3.06	.942
Jhonas Enroth	1	59	0-1-0	3	34	31	3.03	.912

GOALS BY PERIOD	1	2	3	OT	TOTAL	SHOTS BY PERIOD	1	2	3	OT	TOTAL
Oilers	2	1	3	0	6	Oilers	31	26	29	0	86
Sabres	1	1	2	0	4	Sabres	20	16	15	0	51

POWERPLAY	PPG	ATT	PCT.	PENALTY KILLING	PK	TSH	PCT.
Oilers	0	5	0.0	Oilers	2	2	100.0
Sabres	0	2	0.0	Sabres	5	5	100.0



CALGARY FLAMES

Scotiabank Saddledome
P.O. Box 1540 Station M
Calgary, Alberta T2P 3B9

2015-16 GAMES VS. CALGARY

At Edmonton – October 31, January 16, April 2
At Calgary – October 17, December 27

CLUB DIRECTORY

Owners.....	N. Murray Edwards (Chairman), Alvin G. Libin, Allan P. Markin, Jeff McCaig, Clayton H. Riddell
President & Chief Executive Officer.....	Ken King
Chief Operating Officer.....	John Bean
President, Hockey Operations.....	Brian Burke
General Manager.....	Brad Treliving
Assistant General Managers.....	Craig Conroy, Brad Pascall
Directors, Player Development.....	Ron Sutter, Troy Crowder
Director, Amateur Scouting.....	Tod Button
Director, Hockey Administration.....	Mike Burke
Director, Video and Statistical Analysis.....	Chris Snow
Head Coach.....	Bob Hartley
Associate Coach.....	Jacques Cloutier
Assistant Coach.....	Martin Gelinias
Assistant Coach/Video.....	Jamie Pringle
Goaltending Coach.....	Jordan Sigalek
Team Services Manager.....	Sean O'Brien
Vice-President, Communications.....	Peter Hanlon
Director, Communications & Media Relations.....	Sean Kelso
Coordinator, Public Relations.....	Greger Buer
Administrative Assistant, Communications.....	Bernie Hargrave
Radio Affiliate.....	The FAN 96.0 (96.0 AM)
TV Affiliate.....	Rogers Sportsnet, CBC-TV, TSN
Arena (Capacity).....	Scotiabank Saddledome (19,289)
Public Relations Phone.....	(403) 777-2177
Public Relations FAX.....	(403) 777-2195
Website.....	www.calgaryflames.com

EDMONTON OILERS VS. CALGARY FLAMES

YEARLY RECORD 1979-80 TO 2014-15

SEASON	AT EDMONTON					AT CALGARY									
	GP	W	L	T	OTL	GF	GA	PTS	PCT.	W-L-T-OTL	GF	GA	PTS	PCT.	
1979-80*	4	1	2	1	—	15	20	3	.375	0-1-1-0	7	9	1-1-0-0	8	11
1980-81	4	1	2	1	—	15	21	3	.375	1-1-0-0	9	13	0-1-1-0	6	8
1981-82	8	5	2	1	—	41	31	11	.688	2-1-1-0	23	16	3-1-0-0	18	15
1982-83	8	4	2	2	—	37	37	10	.625	3-0-1-0	22	17	1-2-1-0	15	20
1983-84	8	7	0	1	—	53	28	15	.938	3-0-1-0	25	14	4-0-0-0	28	14
1984-85	8	6	1	1	—	39	29	13	.813	3-0-1-0	22	13	3-1-0-0	17	16
1985-86	8	6	1	1	—	40	33	13	.813	4-0-0-0	23	13	2-1-1-0	17	20
1986-87	8	1	6	1	—	29	39	3	.188	1-2-1-0	13	16	0-4-0-0	16	23
1987-88	8	3	4	1	—	33	33	7	.438	1-3-0-0	15	16	2-1-1-0	18	17
1988-89	8	2	5	1	—	27	35	5	.313	2-1-1-0	19	13	0-4-0-0	8	22
1989-90	8	3	4	1	—	21	32	7	.438	2-1-1-0	11	9	1-3-0-0	10	23
1990-91	8	3	4	1	—	27	25	7	.438	2-2-0-0	13	11	1-2-1-0	14	14
1991-92	7	3	3	1	—	21	27	7	.500	2-1-0-0	10	7	1-2-1-0	11	20
1992-93	7	1	6	0	—	15	32	2	.143	1-3-0-0	8	16	0-3-0-0	7	16
1993-94	6	1	5	0	—	16	29	2	.167	1-2-0-0	11	14	0-3-0-0	5	15
1994-95	5	1	4	0	—	14	22	2	.200	1-2-0-0	9	12	0-2-0-0	5	10
1995-96	6	2	4	0	—	17	22	4	.333	1-2-0-0	8	13	1-2-0-0	9	9
1996-97	5	3	2	0	—	23	14	6	.600	2-0-0-0	8	4	1-2-0-0	15	10
1997-98	5	3	1	1	—	17	13	7	.700	2-0-1-0	10	5	1-1-0-0	7	8
1998-99	6	4	1	1	—	17	11	9	.750	2-0-1-0	9	6	2-1-0-0	8	5
1999-00	6	2	3	0	1	20	15	5	.417	1-1-0-1	11	6	1-2-0-0	9	9
2000-01	5	4	0	1	0	14	7	9	.900	2-0-0-0	5	2	2-0-1-0	9	5
2001-02	5	2	2	1	0	8	8	5	.500	2-1-0-0	6	5	0-1-1-0	2	3
2002-03	5	2	3	0	0	15	15	4	.400	0-2-0-0	4	8	2-1-0-0	11	7
2003-04	6	1	4	1	0	7	11	3	.250	1-2-0-0	5	7	0-2-1-0	2	4
2004-05	DID NOT PLAY														
2005-06	8	3	5	0	0	18	26	6	.375	2-2-0-0	10	13	1-3-0-0	8	13
2006-07	8	3	5	0	0	14	21	6	.375	2-2-0-0	7	10	1-3-0-0	7	11
2007-08	8	4	4	0	0	18	18	8	.500	2-2-0-0	10	7	2-2-0-0	8	11
2008-09	6	3	2	0	1	19	18	6	.500	2-0-0-1	10	6	1-2-0-0	9	13



EDMONTON OILERS VS. CALGARY FLAMES

YEARLY RECORD 1979-80 TO 2014-15

SEASON	GP	W	L	T	OTL	GF	GA	PTS	PCT.	AT EDMONTON				AT CALGARY			
										W-L-T-OTL	GF	GA	PCT.	W-L-T-OTL	GF	GA	PCT.
2009-10	6	0	5	0	1	11	24	1	.000	0-2-0-1	7	12	.000	0-3-0-0	4	13	
2010-11	6	1	3	0	2	17	23	4	.166	1-1-0-1	9	7	.166	0-2-0-1	8	16	
2011-12	6	2	4	0	0	15	18	4	.333	1-2-0-0	8	12	.333	1-2-0-0	7	6	
2012-13	4	2	2	0	0	16	11	4	.500	1-1-0-0	5	5	.500	1-1-0-0	11	6	
2013-14	5	2	1	0	2	9	14	6	.600	0-1-0-2	3	12	.600	2-0-0-0	6	2	
2014-15	5	0	4	0	1	8	21	1	.200	0-2-0-0	2	9	.200	0-2-0-1	6	12	
TOTALS	224	91	106	19	8	719	770	228	.467	53-43-10-6	377	358	.467	38-63-9-2	349	427	
CALGARY	220	90	104	18	8	711	763	205	.514	53-42-9-6	370	349	.514	37-62-9-2	341	416	
ATLANTA	4	1	2	1	0	15	20	3	.375	0-1-1-0	7	9	.375	1-1-0-0	8	11	

* Franchise in Atlanta during 1979-80 season. Moved to Calgary for 1980-81 season.

EDMONTON OILERS VS. CALGARY FLAMES

2014-15 RESULTS & STATISTICS

AT EDMONTON		WINNING GOAL	AT CALGARY		WINNING GOAL
04 Apr '15	CGY 4 @ EDM 0	Joe Colborne	31 Jan '15	EDM 2 @ CGY 4	Sean Monahan
09 Oct '14	CGY 5 @ EDM 2	Mason Raymond	31 Dec '14	EDM 3 @ CGY 4 (OT)	Josh Jooris
			27 Dec '14	EDM 1 @ CGY 4	Johnny Gaudreau

OILERS	GP	G	A	P	+/-	PIM	PP	SH	FLAMES	GP	G	A	P	+/-	PIM	PP	SH
Jordan Eberle	5	2	1	3	2	2	0	0	Joe Colborne	5	4	3	7	5	4	1	0
Ryan Nugent-Hopkins	4	1	2	3	0	0	0	0	Mason Raymond	4	3	2	5	5	0	0	0
David Perron	3	0	3	3	-2	2	0	0	Sean Monahan	5	1	4	5	1	2	1	0
Andrew Ference	4	1	1	2	1	2	0	0	Dennis Wideman	4	1	4	5	2	4	1	0
Taylor Hall	4	1	1	2	-1	4	1	0	Curtis Glencross	3	1	4	5	1	2	0	0
Justin Schultz	5	0	2	2	-7	0	0	0	Lance Bouma	5	3	1	4	4	0	0	0
Nail Yakupov	5	0	2	2	-7	0	0	0	Paul Byron	4	1	3	4	4	2	0	0
Leon Draisaitl	3	0	2	2	-2	0	0	0	Jiri Hudler	4	1	3	4	3	0	0	0
Teddy Purcell	5	1	0	1	-5	0	1	0	Josh Jooris	3	1	3	4	3	2	0	0
Matt Fraser	3	1	0	1	-3	2	1	0	Mark Giordano	4	0	3	3	3	0	0	0
Benoit Pouliot	3	1	0	1	1	4	0	0	Mikael Backlund	3	0	3	3	3	0	0	0
Jeff Petry	4	0	1	1	0	4	0	0	Johnny Gaudreau	5	2	0	2	3	0	0	0
Matt Hendricks	5	0	0	0	-1	4	0	0	Markus Granlund	3	2	0	2	4	2	0	0
Mark Fayne	4	0	0	0	-5	2	0	0	TJ Brodie	5	1	1	2	3	2	1	0
Boyd Gordon	4	0	0	0	-1	0	0	0	David Jones	5	0	2	2	0	2	0	0
Oscar Klefbom	4	0	0	0	-5	0	0	0	Kris Russell	5	0	1	1	6	0	0	0
Keith Aulie	3	0	0	0	0	19	0	0	Matt Stajan	5	0	1	1	-1	4	0	0
Derek Roy	3	0	0	0	-4	2	0	0	Raphael Diaz	4	0	1	1	2	0	0	0
Mark Arcobello	2	0	0	0	-2	0	0	0	Deryk Engelland	5	0	0	0	5	7	0	0
Luke Gazdic	2	0	0	0	-1	5	0	0	Brandon Bollig	4	0	0	0	-1	5	0	0
Brad Hunt	2	0	0	0	-4	0	0	0	Micheal Ferland	1	0	0	0	1	0	0	0
Rob Klunkhammer	2	0	0	0	0	0	0	0	Corey Potter	1	0	0	0	1	0	0	0
Anton Lander	2	0	0	0	-3	0	0	0	David Schlemko	1	0	0	0	1	0	0	0
Tyler Pitlick	2	0	0	0	-2	2	0	0	Ladislav Smid	1	0	0	0	1	0	0	0
Brandon Davidson	1	0	0	0	0	0	0	0	David Wolf	1	0	0	0	0	0	0	0
Jesse Joensuu	1	0	0	0	-1	0	0	0									
Martin Marincin	1	0	0	0	-2	0	0	0									
Andrew Miller	1	0	0	0	-2	0	0	0									
David Musil	1	0	0	0	-2	0	0	0									
Nikita Nikitin	1	0	0	0	-1	0	0	0									
Steven Pinizzotto	1	0	0	0	-1	0	0	0									

OILERS GOALTENDERS	GP	MIN	W-L-OT	GA	SA	SV	GAA	SV%
Ben Scrivens	5	288	0-3-1	18	137	119	3.75	.869
Viktor Fasth	1	9	0-1-0	3	6	3	20.45	.500
FLAMES GOALTENDERS	GP	MIN	W-L-OT	GA	SA	SV	GAA	SV%
Jonas Hiller	4	240	4-0-0	6	93	87	1.50	.935
Karri Ramo	2	61	1-0-0	2	40	38	1.97	.950

GOALS BY PERIOD	1	2	3	OT	TOTAL	SHOTS BY PERIOD	1	2	3	OT	TOTAL
Oilers	4	2	2	0	8	Oilers	47	43	43	0	133
Flames	6	2	12	1	21	Flames	46	35	60	2	143
POWERPLAY	PPG	ATT	PCT.	PENALTY KILLING	PK	TSH	PCT.				
Oilers	3	12	25.0	Oilers	11	15	73.3				
Flames	4	15	26.7	Flames	9	12	75.0				



CAROLINA HURRICANES

PNC Arena
1400 Edwards Mill Road
Raleigh, NC 27607

2015-16 GAMES VS. CAROLINA

At Edmonton – January 4
At Carolina – November 25

CLUB DIRECTORY

Chief Executive Officer/Owner/Governor	Peter Karmanos, Jr.
President	Don Waddell
Chief Financial Officer	Dennis Moore
Executive Vice President/General Manager	Ron Francis
Assistant GM / Dir of Hockey Ops	Mike Vellucci
Assistant General Managers	Ricky Olczyk, Brian Tatum
Head Coach	Bill Peters
Assistant Coaches	Rod Brind'Amour, Steve Smith
Goaltending Coach / Video Coach	David Marcoux / Chris Huffine
Scouting Directors, Amateur / Pro	Tony MacDonald / Marshall Johnston
VP of Communications and Team Services	Mike Sundheim
Sr. Dir of Communications and Team Services	Kyle Hanlin
Television Play-by-Play Analyst	John Forstlund / Tripp Tracy
Radio Play-by-Play	Chuck Kaiton
Reporter/Host	Michelle McMahon
Arena (Capacity)	PNC Arena (18,680)
Public Relations Phone	(919) 467-7825
Public Relations FAX	(919) 462-0123
Website	www.carolinahurricanes.com

EDMONTON OILERS VS. CAROLINA HURRICANES

YEARLY RECORD 1979-80 TO 2014-15

SEASON	GP	W	L	T	OTL	GF	GA	PTS	PCT.	AT EDMONTON			AT CAROLINA		
										W-L-T-OTL	GF	GA	W-L-T-OTL	GF	GA
1979-80	4	1	2	1	—	8	13	3	.375	1-0-1-0	6	3	0-2-0-0	2	10
1980-81	4	2	1	1	—	23	18	5	.625	1-0-1-0	12	10	1-1-0-0	11	8
1981-82	3	2	0	1	—	16	10	5	.833	2-0-0-0	12	6	0-0-1-0	4	4
1982-83	3	2	0	1	—	17	10	5	.833	1-0-0-0	4	2	1-0-1-0	13	8
1983-84	3	2	1	0	—	10	17	4	.667	2-0-0-0	10	6	0-1-0-0	0	11
1984-85	3	2	1	0	—	17	13	4	.667	1-0-0-0	6	3	1-1-0-0	11	10
1985-86	3	3	0	0	—	16	9	6	1.000	2-0-0-0	12	8	1-0-0-0	4	1
1986-87	3	2	1	0	—	11	10	4	.667	1-0-0-0	4	1	1-1-0-0	7	9
1987-88	3	2	1	0	—	13	7	4	.667	1-1-0-0	8	6	1-0-0-0	5	1
1988-89	3	2	1	0	—	14	13	4	.667	1-0-0-0	7	4	1-1-0-0	7	9
1989-90	3	0	1	2	—	9	11	2	.333	0-1-1-0	5	7	0-0-1-0	4	4
1990-91	3	2	1	0	—	9	10	4	.667	1-0-0-0	4	3	1-1-0-0	5	7
1991-92	3	3	0	0	—	10	3	6	1.000	2-0-0-0	7	2	1-0-0-0	3	1
1992-93	2	1	1	0	—	6	8	2	.500	1-0-0-0	3	1	0-1-0-0	3	7
1993-94	2	0	1	1	—	6	9	1	.250	0-1-0-0	2	5	0-0-1-0	4	4
1994-95										DID NOT PLAY					
1995-96	2	0	1	1	—	5	9	1	.250	0-1-0-0	1	5	0-0-1-0	4	4
1996-97	2	2	0	0	—	6	3	4	1.000	1-0-0-0	2	1	1-0-0-0	4	2
1997-98	2	0	2	0	—	5	10	0	.000	0-1-0-0	4	6	0-1-0-0	1	4
1998-99	2	0	1	1	—	2	5	1	.250	0-0-1-0	2	2	0-1-0-0	0	3
1999-00	2	0	0	2	0	5	5	2	.500	0-0-1-0	3	3	0-0-1-0	2	2
2000-01	1	1	0	0	0	3	2	2	1.000	0-0-0-0	0	0	1-0-0-0	3	2
2001-02	2	0	1	1	0	2	5	1	.250	0-1-0-0	1	4	0-0-1-0	1	1
2002-03	1	1	0	0	0	4	1	2	1.000	1-0-0-0	4	1	0-0-0-0	0	0
2003-04	1	0	1	0	0	2	3	0	.000	0-1-0-0	2	3	0-0-0-0	0	0
2004-05										DID NOT PLAY					
2005-06										DID NOT PLAY					
2006-07	1	1	0	0	0	3	1	2	1.000	1-0-0-0	3	1	0-0-0-0	0	0

**EDMONTON OILERS VS. CAROLINA HURRICANES****YEARLY RECORD 1979-80 TO 2014-15**

SEASON	GP	W	L	T	OTL	GF	GA	PTS	PCT.	AT EDMONTON			AT CAROLINA		
										W-L-T-OTL	GF	GA	W-L-T-OTL	GF	GA
2007-08	1	0	1	0	0	2	7	0	.000	0-0-0-0	0	0	0-1-0-0	2	7
2008-09	1	1	0	0	0	3	1	2	1.000	0-0-0-0	0	0	1-0-0-0	3	1
2009-10	1	1	0	0	0	4	2	2	1.000	1-0-0-0	4	2	0-0-0-0	0	0
2010-11	1	0	1	0	0	1	7	0	.000	0-0-0-0	0	0	0-1-0-0	1	7
2011-12	1	0	1	0	0	3	5	0	.000	0-1-0-0	3	5	0-0-0-0	-	-
2012-13	DID NOT PLAY														
2013-14	2	2	0	0	0	7	5	4	1.000	1-0-0-0	5	4	1-0-0-0	2	1
2014-15	2	1	1	0	0	10	10	2	.500	1-0-0-0	6	3	1-0-0-0	4	7
TOTALS	70	36	22	12	0	252	242	84	.600	22-8-5-0	136	104	13-13-7-0	106	128
CAROLINA	21	8	9	4	0	56	69	20	.476	5-4-2-0	37	34	3-6-2-0	19	35
HARTFORD	49	28	13	8	0	196	173	64	.653	18-4-3-0	105	73	10-9-5-0	91	100

* Franchise in Hartford from 1979-80 to 1996-97. Moved to Carolina for 1997-98 season.

EDMONTON OILERS VS. CAROLINA HURRICANES**2014-15 RESULTS & STATISTICS**

AT EDMONTON			WINNING GOAL			AT CAROLINA			WINNING GOAL		
24 Oct '14	CAR 3 @ EDM 6		Leon Draisaitl			08 Mar '15	EDM 4 @ CAR 7		Jeff Skinner		

OILERS	GP	G	A	P	+/-	PIM	PP	SH	HURRICANES	GP	G	A	P	+/-	PIM	PP	SH
Jordan Eberle	2	3	3	6	2	4	2	0	Elias Lindholm	2	3	2	5	2	2	0	0
Ryan Nugent-Hopkins	2	4	1	5	2	0	1	0	Eric Staal	1	0	4	4	3	2	0	0
Matt Hendricks	2	1	2	2	0	0	0	0	Jeff Skinner	2	3	0	3	0	0	2	0
Leon Draisaitl	1	1	0	1	1	0	0	0	Riley Nash	2	1	1	2	0	0	0	0
Jesse Joensuu	1	1	0	1	2	0	0	0	Jay Harrison	1	1	1	2	0	2	0	0
Boyd Gordon	2	0	1	1	1	0	0	0	Justin Faulk	2	0	2	2	-1	0	0	0
Justin Schultz	2	0	1	1	1	4	0	0	Victor Rask	2	0	2	2	2	0	0	0
Taylor Hall	1	0	1	1	1	0	0	0	Alexander Semin	2	1	0	1	-1	2	0	0
Nikita Nikitin	1	0	1	1	4	0	0	0	Andrej Nestrasil	1	1	0	1	-1	0	1	0
David Perron	1	0	1	1	1	0	0	0	Ron Hainsey	2	0	1	1	-2	0	0	0
Jeff Petry	1	0	1	1	1	0	0	0	Jay McClement	2	0	1	1	-1	0	0	0
Mark Fayne	2	0	0	0	-3	0	0	0	Michal Jordan	1	0	1	1	2	0	0	0
Andrew Ference	2	0	0	0	2	0	0	0	John-Michael Liles	1	0	1	1	2	0	0	0
Martin Marincin	2	0	0	0	-2	2	0	0	Ryan Murphy	1	0	1	1	0	0	0	0
Teddy Purcell	2	0	0	0	0	2	0	0	Andrej Sekera	1	0	1	1	2	0	0	0
Nail Yakupov	2	0	0	0	-3	0	0	0	Jiri Tlustý	1	0	1	1	-1	0	0	0
Mark Arcobello	1	0	0	0	-1	0	0	0	Brad Malone	2	0	0	0	0	0	0	0
Keith Aulie	1	0	0	0	1	0	0	0	Brett Bellemore	1	0	0	0	-1	2	0	0
Matt Fraser	1	0	0	0	1	0	0	0	Zach Boychuk	1	0	0	0	0	0	0	0
Luke Gazdic	1	0	0	0	-2	2	0	0	Patrick Brown	1	0	0	0	0	0	0	0
Ryan Hamilton	1	0	0	0	0	0	0	0	Patrick Dwyer	1	0	0	0	0	0	0	0
Oscar Klefbom	1	0	0	0	-3	0	0	0	Nathan Gerbe	1	0	0	0	-1	2	0	0
Rob Klunkhammer	1	0	0	0	-3	0	0	0	Tim Gleason	1	0	0	0	-1	0	0	0
Jordan Oesterle	1	0	0	0	-1	0	0	0	Rasmus Rissanen	1	0	0	0	-1	2	0	0
Benoit Pouliot	1	0	0	0	-1	0	0	0	Jordan Staal	1	0	0	0	-1	0	0	0
Derek Roy	1	0	0	0	-2	0	0	0	Brody Sutter	1	0	0	0	0	0	0	0
									Chris Terry	1	0	0	0	-2	0	0	0

OILERS GOALTENDERS	GP	MIN	W-L-OT	GA	SA	SV	GAA	SV%
Ben Scrivens	1	60	1-0-0	3	30	27	3.01	.900
Richard Bachman	1	59	0-1-0	6	34	28	6.11	.824
HURRICANES GOALTENDERS	GP	MIN	W-L-OT	GA	SA	SV	GAA	SV%
Cam Ward	1	60	1-0-0	4	20	16	4.00	.800
Anton Khudobin	1	59	0-1-0	5	28	23	5.08	.821

GOALS BY PERIOD	1	2	3	OT	TOTAL	SHOTS BY PERIOD	1	2	3	OT	TOTAL
Oilers	1	4	5	0	10	Oilers	16	18	15	0	49
Hurricanes	0	5	5	0	10	Hurricanes	25	25	15	0	65
POWERPLAY	PPG	ATT	PCT.	PENALTY KILLING	PK	TSH	PCT.				
Oilers	3	7	42.9	Oilers	3	6	50.0				
Hurricanes	3	6	50.0	Hurricanes	4	7	57.1				



CHICAGO BLACKHAWKS

United Center
1901 W. Madison Street
Chicago, IL 60612

2015-16 GAMES VS. CHICAGO

At Edmonton – November 18
At Chicago – November 8, December 17

CLUB DIRECTORY

Chairman	W. Rockwell "Rocky" Wirtz
President and CEO	John F. McDonough
Executive Vice President.....	Jay Blunk
Vice President/General Manager	Stan Bowman
Vice President, Hockey Operations.....	Al MacIsaac
Assistant General Manager	Norm Maciver
Head Coach.....	Joel Quenneville
Assistant Coaches.....	Mike Kitchen, Kevin Dineen
Goaltending Coach.....	Jimmy Waite
Video Coach	Matt Meacham
Senior Advisor, Hockey Operations.....	Scotty Bowman
Senior Director, Amateur Scouting.....	Mark Kelley
Director, Player Personnel.....	Pierre Gauthier
Director, Pro Scouting.....	Ryan Stewart
Directors, Player Development / Recruitment	Barry Smith / Ron Anderson
Chief Amateur Scout	Bruce Franklin
Senior Director, Team Services.....	Tony Ommen
Senior Director Comm/Community Relations.....	Brandon Faber
Senior Director, Public Relations	Adam Rogovin
Manager, Community Relations.....	Ashley Hinton
Coordinator, Public Relations	Meghan Bower
Coordinator, Media Relations	Kevin Orris
Television Play-By-Play / Analyst.....	Pat Foley / Eddie Olczyk
Radio Play-By-Play / Analyst	John Wiedeman / Troy Murray
Arena (Capacity)	United Center (19,717)
Public Relations Phone	(312) 455-7000
Public Relations FAX	(312) 455-7041
Website	www.chicagoblackhawks.com

EDMONTON OILERS VS. CHICAGO BLACKHAWKS

YEARLY RECORD 1979-80 TO 2014-15

SEASON	AT EDMONTON					AT CHICAGO						
	GP	W	L	T	OTL	GF	GA	PTS	PCT.	W-L-T-OTL	GF	GA
1979-80	4	3	1	0	-	17	12	6	.750	2-0-0-0	10	6
1980-81	4	3	1	0	-	22	15	6	.750	2-0-0-0	14	5
1981-82	3	1	1	1	-	16	11	3	.500	1-0-0-0	8	1
1982-83	3	1	1	1	-	20	16	3	.500	0-1-1-0	10	12
1983-84	3	2	1	0	-	15	12	4	.667	1-0-0-0	7	4
1984-85	3	3	0	0	-	17	9	6	1.000	2-0-0-0	10	6
1985-86	3	3	0	0	-	20	15	6	1.000	1-0-0-0	4	3
1986-87	3	1	2	0	-	18	13	2	.333	1-1-0-0	14	7
1987-88	3	1	2	0	-	12	14	2	.333	1-0-0-0	4	3
1988-89	3	0	2	1	-	7	13	1	.167	0-2-0-0	5	11
1989-90	3	1	2	0	-	12	13	2	.333	1-0-0-0	5	4
1990-91	3	1	2	0	-	8	11	2	.333	1-1-0-0	5	6
1991-92	3	1	2	0	-	11	10	2	.333	1-1-0-0	9	6
1992-93	4	1	2	1	-	12	19	3	.375	0-2-0-0	5	13
1993-94	4	1	3	0	-	6	11	2	.250	0-2-0-0	2	6
1994-95	4	0	4	0	-	4	21	0	.000	0-2-0-0	2	12
1995-96	4	0	3	1	-	8	17	1	.125	0-2-0-0	3	9
1996-97	4	1	2	1	-	11	14	3	.375	1-0-1-0	8	6
1997-98	4	1	0	3	-	9	8	5	.625	0-0-2-0	2	2
1998-99	4	1	3	0	-	9	12	2	.250	0-2-0-0	5	7
1999-00	4	2	2	0	0	13	12	4	.500	1-1-0-0	6	4
2000-01	4	2	0	2	0	11	9	6	.750	1-0-1-0	6	5
2001-02	4	2	2	0	0	10	8	4	.500	2-0-0-0	8	1
2002-03	4	2	1	1	0	11	9	5	.625	1-1-0-0	3	4
2003-04	4	4	0	0	0	18	10	8	1.000	2-0-0-0	10	4
2004-05									DI			



VS CHICAGO BLACKHAWKS

EDMONTON OILERS VS. CHICAGO BLACKHAWKS

YEARLY RECORD 1979-80 TO 2014-15

SEASON	GP	W	L	T	OTL	GF	GA	PTS	PCT.	AT EDMONTON				AT CHICAGO			
										W-L-T-OTL	GF	GA	PCT.	W-L-T-OTL	GF	GA	PCT.
2005-06	4	2	2	0	0	13	10	4	.500	1-1-0-0	8	4		1-1-0-0	5	6	
2006-07	4	2	2	0	0	9	8	4	.500	2-0-0-0	7	2		0-2-0-0	2	6	
2007-08	4	3	1	0	0	15	11	6	.750	2-0-0-0	7	3		1-1-0-0	8	8	
2008-09	4	1	3	0	0	7	19	2	.250	0-2-0-0	3	12		1-1-0-0	4	7	
2009-10	4	0	4	0	0	9	18	0	.000	0-2-0-0	4	9		0-2-0-0	5	9	
2010-11	4	2	2	0	0	10	14	4	.500	0-2-0-0	1	9		2-0-0-0	9	5	
2011-12	4	3	1	0	0	24	15	6	.750	2-0-0-0	17	6		1-1-0-0	7	9	
2012-13	3	1	1	0	1	9	12	3	.500	0-1-0-0	1	4		1-0-0-1	8	8	
2013-14	3	0	3	0	0	8	15	0	.000	0-1-0-0	1	5		0-2-0-0	7	10	
2014-15	3	1	2	0	0	7	11	2	.333	1-1-0-0	6	9		0-1-0-0	1	2	
TOTALS	126	53	60	12	0	428	447	119	.468	30-28-5-0	220	210		23-32-7-1	208	238	

EDMONTON OILERS VS. CHICAGO BLACKHAWKS

2014-15 RESULTS & STATISTICS

AT EDMONTON	WINNING GOAL	AT CHICAGO	WINNING GOAL
09 Jan '15 CHI 2 @ EDM 5	Jeff Petry	06 Mar '15 EDM 1 @ CHI 2 (SO)	Antoine Vermette
22 Nov '14 CHI 7 @ EDM 1	Marcus Kruger		

OILERS	GP	G	A	P	+/-	PIM	PP	SH	BLACKHAWKS	GP	G	A	P	+/-	PIM	PP	SH
Derek Roy	2	2	4	4	2	1	0		Marian Hossa	3	1	6	7	3	0	1	0
Nail Yakupov	3	1	2	3	3	0	0		Jonathan Toews	3	2	3	5	5	0	0	0
Taylor Hall	2	1	1	2	-2	0	0	0	Brandon Saad	3	2	2	4	4	0	0	0
Jeff Petry	2	1	0	1	1	0	0	0	Brent Seabrook	3	1	1	2	-1	2	0	0
Benoit Pouliot	2	1	0	1	2	0	0	0	Patrick Kane	2	1	1	2	-2	0	0	0
David Perron	1	1	0	1	0	0	0	0	Kris Versteeg	2	1	1	2	1	0	1	0
Jordan Eberle	3	0	1	1	-1	2	0	0	Duncan Keith	3	1	0	1	-3	0	0	0
Andrew Ference	3	0	1	1	1	2	0	0	Marcus Kruger	3	1	0	1	0	4	0	0
Teddy Purcell	3	0	1	1	-2	2	0	0	Bryan Bickell	3	0	1	1	-2	2	0	0
Justin Schultz	3	0	1	1	1	2	0	0	Niklas Hjalmarsson	3	0	1	1	4	0	0	0
Anton Lander	1	0	1	1	0	0	0	0	Joakim Nordstrom	3	0	1	1	0	0	0	0
Mark Fayne	3	0	0	0	-4	0	0	0	Ben Smith	2	0	1	1	0	0	0	0
Boyd Gordon	3	0	0	0	-2	0	0	0	Daniel Carcillo	1	0	1	1	1	0	0	0
Matt Hendricks	3	0	0	0	-2	2	0	0	Adam Clendening	1	0	1	1	1	0	0	0
Ryan Nugent-Hopkins	3	0	0	0	-1	2	0	0	Brad Richards	3	0	0	0	-2	0	0	0
Matt Fraser	2	0	0	0	0	0	0	0	Michal Rozsival	3	0	0	0	1	2	0	0
Oscar Klefbom	2	0	0	0	2	0	0	0	Johnny Oduya	2	0	0	0	3	0	0	0
Rob Klinskhammer	2	0	0	0	-1	2	0	0	David Rundblad	2	0	0	0	-1	2	0	0
Martin Marincin	2	0	0	0	-2	2	0	0	Patrick Sharp	2	0	0	0	-1	0	0	0
Mark Arcobello	1	0	0	0	-1	0	0	0	Andrew Shaw	2	0	0	0	-1	0	0	0
Keith Aulie	1	0	0	0	-1	4	0	0	Phillip Danault	1	0	0	0	0	0	0	0
Leon Draisaitl	1	0	0	0	-2	0	0	0	Andrew Desjardins	1	0	0	0	0	0	0	0
Luke Gazdic	1	0	0	0	0	0	0	0	Teuvo Teravainen	1	0	0	0	-1	0	0	0
Ryan Hamilton	1	0	0	0	0	0	0	0	Kimmo Timonen	1	0	0	0	0	0	0	0
Jesse Joensuu	1	0	0	0	-1	2	0	0	Antoine Vermette	1	0	0	0	0	0	0	0
Nikita Nikitin	1	0	0	0	-2	0	0	0									
Jordan Oesterle	1	0	0	0	0	0	0	0									
Steven Pinizzotto	1	0	0	0	0	2	0	0									

OILERS GOALTENDERS	GP	MIN	W-L-OT	GA	SA	SV	GAA	SV%
Ben Scrivens	3	148	1-1-1	8	73	65	3.25	.890
Viktor Fasth	1	37	0-0-0	2	17	15	3.22	.882
BLACKHAWKS GOALTENDERS	GP	MIN	W-L-OT	GA	SA	SV	GAA	SV%
Corey Crawford	2	125	2-0-0	2	72	70	0.96	.972
Antti Raanta	1	60	0-1-0	4	21	17	4.03	.810

GOALS BY PERIOD	1	2	3	OT	TOTAL	SHOTS BY PERIOD	1	2	3	OT	TOTAL
Oilers	3	1	3	0	7	Oilers	30	28	31	5	94
Blackhawks	4	4	2	0	10	Blackhawks	26	31	31	2	90
POWERPLAY	PPG	ATT	PCT.	PENALTY KILLING	PK	TSH	PCT.				
Oilers	1	4	25.0	Oilers	9	11	81.8				
Blackhawks	2	11	18.2	Blackhawks	3	4	75.0				



COLORADO AVALANCHE

Pepsi Center
1000 Chopper Circle
Denver, CO 80204

2015-16 GAMES VS. COLORADO

At Edmonton — February 20, March 20
At Colorado — December 19

CLUB DIRECTORY

Owner.....	E. Stanley Kroenke
President & Governor.....	Josh Kroenke
Exec. VP of Hockey Operations/Alt. Governor.....	Joe Sakic
Sr. VP of Business & Team Ops. /Alt. Governor.....	Greg Sherman
Assistant General Managers.....	Craig Billington, Chris MacFarland
Head Coach/VP of Hockey Operations.....	Patrick Roy
Assistant Coaches.....	Tim Army, Dave Farrish
Video Coordinator.....	Brett Heimlich
Goaltending Coach.....	Francois Allaire
Director of Player Personnel.....	Brad Smith
Director of Player Development.....	David Oliver
Development Consultants.....	Brett Clark, Adam Foote, Brian Willisie
Director of Amateur Scouting.....	Alan Hepple
Sr. V.P., Communications & Business Operations.....	Jean Martineau
Exec. Director of Media Services.....	Brendan McNicholas
Team Services Coordinator.....	Erin DeGraff
Website/Media Relations Coordinator.....	Ryan Boulding, Ron Knabenbauer
Television Outlet.....	Altitude Sports & Entertainment Network
Radio.....	Altitude Radio Network
Arena (Capacity).....	Pepsi Center (18,007)
Public Relations Phone.....	(303) 405-1100
Press Box.....	(303) 575-1926
Website.....	www.coloradoavalanche.com

EDMONTON OILERS VS. COLORADO AVALANCHE

YEARLY RECORD 1979-80 TO 2014-15

SEASON	GP	W	L	T	OTL	GF	GA	PTS	PCT.	AT EDMONTON			AT COLORADO		
										W-L-T-OTL	GF	GA	W-L-T-OTL	GF	GA
1979-80	4	2	2	0	—	15	11	4	.500	1-1-0-0	7	5	1-1-0-0	8	6
1980-81	4	1	3	0	—	17	20	2	.250	0-2-0-0	6	11	1-1-0-0	11	9
1981-82	3	1	2	0	—	23	19	2	.333	1-0-0-0	11	4	0-2-0-0	12	15
1982-83	3	1	1	1	—	19	17	3	.500	1-1-0-0	14	12	0-0-1-0	5	5
1983-84	3	3	0	0	—	21	10	6	1.000	1-0-0-0	8	1	2-0-0-0	13	9
1984-85	3	3	0	0	—	19	5	6	1.000	2-0-0-0	15	5	1-0-0-0	4	0
1985-86	3	2	1	0	—	16	11	4	.667	1-0-0-0	8	2	1-1-0-0	8	9
1986-87	3	3	0	0	—	14	6	6	1.000	2-0-0-0	10	5	1-0-0-0	4	1
1987-88	3	1	1	1	—	8	10	3	.500	1-0-0-0	4	1	0-1-1-0	4	9
1988-89	3	3	0	0	—	19	9	6	1.000	2-0-0-0	12	5	1-0-0-0	7	4
1989-90	3	3	0	0	—	15	5	6	1.000	1-0-0-0	5	1	2-0-0-0	10	4
1990-91	3	3	0	0	—	16	11	6	1.000	2-0-0-0	9	5	1-0-0-0	7	6
1991-92	2	2	0	0	—	14	4	4	1.000	1-0-0-0	8	2	1-0-0-0	6	2
1992-93	2	0	2	0	—	5	9	0	.000	0-1-0-0	2	3	0-1-0-0	3	6
1993-94	2	2	0	0	—	11	7	4	1.000	1-0-0-0	6	4	1-0-0-0	5	3
1994-95	DID NOT PLAY														
1995-96	5	1	3	1	—	15	25	3	.300	0-1-1-0	4	7	1-2-0-0	11	18
1996-97	5	0	4	1	—	11	21	1	.100	0-2-1-0	9	12	0-2-0-0	2	9
1997-98	6	1	5	0	—	11	24	2	.167	0-3-0-0	3	14	1-2-0-0	8	10
1998-99	6	3	3	0	—	20	20	6	.500	2-1-0-0	10	6	1-2-0-0	10	14
1999-00	6	2	3	1	0	14	14	5	.417	1-2-0-0	7	8	1-1-1-0	7	6
2000-01	5	1	3	1	0	12	14	3	.300	1-0-1-0	5	2	0-3-0-0	7	12
2001-02	5	2	2	1	0	13	12	5	.500	1-1-1-0	9	9	1-1-0-0	4	3
2002-03	5	2	2	1	0	11	12	5	.500	2-0-0-0	5	3	0-2-1-0	6	9
2003-04	6	2	3	0	1	16	20	5	.417	1-1-0-1	9	10	1-2-0-0	7	10
2004-05	DID NOT PLAY														
2005-06	8	4	4	0	0	25	30	8	.500	2-2-0-0	11	15	2-2-0-0	14	15

**EDMONTON OILERS VS. COLORADO AVALANCHE****YEARLY RECORD 1979-80 TO 2014-15**

SEASON	GP	W	L	T	OTL	GF	GA	PTS	PCT.	AT EDMONTON				AT COLORADO			
										W-L-T-OTL	GF	GA	PCT.	W-L-T-OTL	GF	GA	PCT.
2006-07	8	4	4	0	0	23	32	8	.500	1-3-0-0	14	22		3-1-0-0	10	10	
2007-08	8	2	4	0	2	24	32	6	.375	2-2-0-0	14	14		0-2-0-2	10	18	
2008-09	6	3	1	0	2	19	15	8	.666	1-0-0-2	7	8		2-1-0-0	12	7	
2009-10	6	3	3	0	0	16	23	6	.500	2-1-0-0	11	11		1-2-0-0	5	12	
2010-11	6	3	0	0	3	21	15	9	.750	1-0-2	8	9		2-0-1	13	6	
2011-12	6	3	2	0	1	15	15	5	.583	2-1-0	8	6		1-1-1	7	9	
2012-13	5	4	1	0	0	19	9	8	.800	2-0-0-0	10	5		2-1-0-0	9	4	
2013-14	3	1	2	0	0	11	10	2	.333	1-1-0-0	9	6		0-1-0-0	2	4	
2014-15	3	2	0	0	1	9	6	5	.833	1-0-0-0	4	3		1-0-0-1	5	3	
TOTALS	152	73	61	8	10	538	503	162	.539	40-26-4-5	282	236		33-35-4-5	256	267	
COLORADO	108	43	49	6	10	306	349	100	.472	23-21-4-5	157	171		20-28-2-5	149	179	
QUEBEC	44	30	12	2	0	232	154	62	.705	17-5-0-0	125	66		13-7-2-0	107	88	

* Franchise in Quebec City from 1979-80 to 1994-95. Moved to Denver for 1995-96 season.

EDMONTON OILERS VS. COLORADO AVALANCHE**2014-15 RESULTS & STATISTICS**

AT EDMONTON	WINNING GOAL	AT COLORADO	WINNING GOAL
25 Mar '15 COL 3 @ EDM 4	Derek Roy	30 Mar '15 EDM 4 @ COL 1	Justin Schultz
		02 Jan '15 EDM 1 @ COL 2 (SO)	Matt Duchene

OILERS	GP	G	A	P	+/-	PIM	PP	SH	AVALANCHE	GP	G	A	P	+/-	PIM	PP	SH
Andrew Miller	2	0	5	5	4	0	0	0	Ryan O'Reilly	3	2	4	0	0	0	0	0
Anton Lander	3	0	4	4	4	2	0	0	Alex Tanguay	3	1	2	3	0	2	0	0
Benoit Pouliot	3	1	2	3	0	0	1	0	Tyson Barrie	3	0	2	2	-1	0	0	0
Taylor Hall	3	2	0	2	3	2	0	0	Jarome Iginla	3	1	0	1	-2	0	1	0
Jordan Eberle	3	1	1	2	-1	0	0	0	Daniel Briere	1	1	0	1	1	2	0	0
Justin Schultz	3	1	1	2	0	2	0	0	Matt Duchene	3	0	1	1	-2	0	0	0
Martin Marincin	2	1	1	2	3	4	0	0	Nate Guenin	3	0	1	1	0	0	0	0
Nikita Nikitin	3	1	0	1	0	0	0	0	Gabriel Landeskog	3	0	1	1	1	2	0	0
Derek Roy	3	1	0	1	1	0	1	0	Marc-Andre Cliche	3	0	0	0	-2	0	0	0
Brandon Davidson	1	1	0	1	0	0	0	0	Jan Hejda	3	0	0	0	-1	0	0	0
Oscar Klefbom	3	0	1	1	1	0	0	0	Nick Holden	3	0	0	0	0	0	0	0
Teddy Purcell	3	0	1	1	1	0	0	0	Cody McLeod	3	0	0	0	-4	5	0	0
Nail Yakupov	3	0	1	1	1	0	0	0	John Mitchell	3	0	0	0	0	4	0	0
Luke Gazdic	3	0	0	0	-1	2	0	0	Brad Stuart	3	0	0	0	-1	0	0	0
Ryan Nugent-Hopkins	3	0	0	0	-1	0	0	0	Jordan Caron	2	0	0	0	0	0	0	0
Keith Aulie	2	0	0	0	2	0	0	0	Dennis Everberg	2	0	0	0	-3	0	0	0
Mark Fayne	2	0	0	0	0	0	0	0	Freddie Hamilton	2	0	0	0	0	0	0	0
Matt Fraser	2	0	0	0	-1	2	0	0	Joey Hishon	2	0	0	0	-2	0	0	0
Matt Hendricks	2	0	0	0	0	7	0	0	Zach Redmond	2	0	0	0	-2	0	0	0
Rob Klunkhammer	2	0	0	0	-1	4	0	0	Erik Johnson	1	0	0	0	1	0	0	0
Andrew Ference	1	0	0	0	0	0	0	0	Nathan MacKinnon	1	0	0	0	0	2	0	0
Boyd Gordon	1	0	0	0	0	0	0	0	Borna Rendulic	1	0	0	0	0	0	0	0
Jeff Petry	1	0	0	0	0	0	0	0	Max Talbot	1	0	0	0	0	0	0	0

OILERS GOALTENDERS	GP	MIN	W-L-OT	GA	SA	SV	GAA	SV%
Ben Scrivens	2	125	1-0-1	4	72	68	1.92	.944
Richard Bachman	1	60	1-0-0	1	30	29	1.00	.967
AVALANCHE GOALTENDERS	GP	MIN	W-L-OT	GA	SA	SV	GAA	SV%
Semyon Varlamov	3	134	1-1-0	6	69	63	2.69	.913
Reto Berra	1	49	0-1-0	1	27	26	1.22	.963

GOALS BY PERIOD	1	2	3	OT	TOTAL	SHOTS BY PERIOD	1	2	3	OT	TOTAL
Oilers	4	1	4	0	9	Oilers	32	27	37	2	98
Avalanche	1	3	1	0	5	Avalanche	35	42	22	3	102
POWERPLAY	PPG	ATT	PCT.	PENALTY KILLING	PK	TSH	PCT.				
Oilers	2	4	50.0	Oilers	7	8	87.5				
Avalanche	1	8	12.5	Avalanche	2	4	50.0				



COLUMBUS BLUE JACKETS

Nationwide Arena
200 W. Nationwide Blvd.
Columbus, OH 43215

2015-16 GAMES VS. COLUMBUS

At Edmonton – February 2
At Columbus – March 4

CLUB DIRECTORY

Majority Owner/Governor.....	John P. McConnell
President/Alternate Governor.....	Mike Priest
President, Hockey Operations/Alternate Governor.....	John Davidson
General Manager.....	Jarmo Kekalainen
Assistant General Manager.....	Bill Zito
Head Coach.....	Todd Richards
Associate Coach.....	Craig Hartsburg
Assistant Coach / Goaltending Coach.....	Brad Larsen, Kenny McCudden / Ian Clark
Video Assistant Coach.....	Dan Singleton
Vice President, Communications & Team Services.....	Todd Sharrock
Director of Communications.....	Karen Davis
Managers, Communications / Team Services.....	Glenn Odebralski / Julie Gamble
FOX Sports Ohio Play-By-Play / Color.....	Jeff Rimer / Jody Shelley
Radio Play-By-Play Announcer.....	Bob McElligott
Arena (Capacity).....	Nationwide Arena (18,144)
Public Relations Phone.....	(614) 246-4625
Website.....	www.BlueJackets.com

EDMONTON OILERS VS. COLUMBUS BLUE JACKETS

YEARLY RECORD 2000-01 TO 2014-15

SEASON	GP	W	L	T	OTL	GF	GA	PTS	PCT.	AT EDMONTON			AT COLUMBUS		
										W-L-T-OTL	GF	GA	W-L-T-OTL	GF	GA
2000-01	4	3	1	0	0	14	11	6	.750	2-0-0-0	8	4	1-1-0-0	6	7
2001-02	4	3	1	0	0	12	5	6	.750	1-1-0-0	4	3	2-0-0-0	8	2
2002-03	4	3	0	1	0	18	9	7	.875	2-0-0-0	12	5	1-0-1-0	6	4
2003-04	4	2	0	2	0	14	12	6	.750	2-0-0-0	7	5	0-0-2-0	7	7
2004-05	DID NOT PLAY														
2005-06	4	2	0	0	2	12	8	6	.750	1-0-0-1	6	3	1-0-0-1	6	5
2006-07	4	3	1	0	0	13	7	6	.750	1-1-0-0	5	6	2-0-0-0	8	1
2007-08	4	3	1	0	0	11	9	6	.750	2-0-0-0	7	4	1-1-0-0	4	5
2008-09	4	2	2	0	0	15	11	4	.500	1-1-0-0	4	4	1-1-0-0	11	7
2009-10	4	1	2	0	1	13	16	3	.250	1-1-0-0	8	8	0-1-0-1	5	8
2010-11	4	2	1	0	1	15	12	5	.500	2-0-0-0	10	5	0-1-0-1	5	7
2011-12	4	3	1	0	0	17	10	6	.750	2-0-0-0	9	3	1-1-0-0	8	7
2012-13	2	1	0	0	1	12	9	3	.750	1-0-0-0	6	4	0-0-0-1	6	5
2013-14	2	1	1	0	0	9	4	2	.500	1-0-0-0	7	0	0-1-0-0	2	4
2014-15	2	0	0	0	2	7	9	2	.500	0-0-0-1	3	4	0-0-0-1	4	5
TOTALS	50	29	11	3	7	181	132	68	.680	19-4-0-2	96	58	10-7-3-5	86	74

**EDMONTON OILERS VS. COLUMBUS BLUE JACKETS****2014-15 RESULTS & STATISTICS****AT EDMONTON**

18 Mar '15 CBJ 4 @ EDM 3 (SO)

WINNING GOAL

Alexander Wennberg

AT COLUMBUS

13 Mar '15 EDM 4 @ CBJ 5 (SO)

WINNING GOAL

Alexander Wennberg

OILERS	GP	G	A	P	+/-	PIM	PP	SH	BLUE JACKETS	GP	G	A	P	+/-	PIM	PP	SH
Nail Yakupov	2	2	1	3	0	2	1	0	Alexander Wennberg	2	0	3	3	2	2	0	0
Jordan Eberle	2	1	2	3	0	0	1	0	Cam Atkinson	2	1	1	2	1	2	1	0
Ryan Nugent-Hopkins	2	1	2	3	1	0	0	0	Marko Dano	2	1	1	2	1	2	0	0
Derek Roy	2	2	0	2	0	6	2	0	Scott Hartnell	2	1	1	2	2	0	0	0
Andrew Ference	2	1	1	2	0	0	0	0	Nick Foligno	2	0	2	2	-1	2	0	0
Oscar Klefbom	2	0	2	2	1	0	0	0	Jack Johnson	2	0	2	2	3	0	0	0
Benoit Pouliot	2	0	2	2	1	2	0	0	Artem Anisimov	2	1	0	1	-1	2	0	0
Justin Schultz	2	0	2	2	1	0	0	0	Ryan Johansen	2	1	0	1	1	4	0	0
Mark Fayne	2	0	0	0	-2	0	0	0	Mark Letestu	2	1	0	1	1	0	0	0
Boyd Gordon	2	0	0	0	0	0	0	0	David Savard	2	1	0	1	4	0	0	0
Matt Hendricks	2	0	0	0	-1	0	0	0	Ryan Murray	2	0	1	1	1	0	0	0
Rob Klunkhammer	2	0	0	0	1	0	0	0	Corey Tropp	2	0	1	1	-1	2	0	0
Anton Lander	2	0	0	0	-4	0	0	0	Jared Boll	2	0	0	0	1	5	0	0
Martin Marincin	2	0	0	0	-3	0	0	0	Rene Bourque	2	0	0	0	1	2	0	0
Teddy Purcell	2	0	0	0	0	0	0	0	Kevin Connauton	2	0	0	0	-1	6	0	0
Keith Aulie	1	0	0	0	-1	2	0	0	Dalton Prout	2	0	0	0	-1	0	0	0
Matt Fraser	1	0	0	0	-2	0	0	0	Fedor Tyutin	2	0	0	0	0	0	0	0
Luke Gazdic	1	0	0	0	0	5	0	0	Luke Adam	1	0	0	0	0	0	0	0
Ryan Hamilton	1	0	0	0	-2	0	0	0	Ryan Craig	1	0	0	0	1	0	0	0
Andrew Miller	1	0	0	0	-2	0	0	0									
Nikita Nikitin	1	0	0	0	-2	0	0	0									

OILERS GOALTENDERS	GP	MIN	W-L-OT	GA	SA	SV	GAA	SV%
Ben Scrivens	2	130	0-0-2	7	51	44	3.24	.863

BLUE JACKETS GOALTENDERS	GP	MIN	W-L-OT	GA	SA	SV	GAA	SV%
Curtis McElhinney	1	65	1-0-0	3	47	44	2.77	.936
Sergei Bobrovsky	1	65	1-0-0	4	35	31	3.69	.886

GOALS BY PERIOD	1	2	3	OT	TOTAL	SHOTS BY PERIOD	1	2	3	OT	TOTAL
Oilers	0	4	3	0	7	Oilers	23	26	27	6	82
Blue Jackets	3	2	2	0	7	Blue Jackets	15	14	17	5	51

POWERPLAY	PPG	ATT	PCT.	PENALTY KILLING	PK	TSH	PCT.
Oilers	4	11	36.4	Oilers	4	5	80.0
Blue Jackets	1	5	20.0	Blue Jackets	7	11	63.6



DALLAS STARS
 American Airlines Center
 2500 Victory Avenue
 Dallas, TX 75219

2015-16 GAMES VS. DALLAS
 At Edmonton – December 4
 At Dallas – October 13, January 21

CLUB DIRECTORY

Owner and Governor.....	Tom Gaglardi
President, CEO and Alternate Governor.....	James R. Lites
Executive Vice President, Chief Operating Officer.....	Jason Farris
Executive Vice President, Chief Revenue Officer.....	Brad Alberts
General Manager.....	Jim Nill
Assistant G.M.....	Les Jackson
Director of Hockey Operations/Texas Stars G.M.....	Scott White
Head Coach.....	Lindy Ruff
Assistant Coaches.....	Curt Fraser, James Patrick
Goaltending Coach.....	Jeff Reese
Video Coach.....	Kelly Forbes
Director, Team Services.....	Jason Rademan
Scouting Directors, Amateur / European.....	Joe McDonnell / Kari Takko
Vice President, Communications.....	Tom Holy
Media Relations Manager.....	Ben Fromstein
Corporate Communications Manager.....	Joe Calvillo
Arena (Capacity).....	American Airlines Center (18,532)
Media Relations Phone.....	(214) 387-5500
Website.....	www.dallasstars.com

EDMONTON OILERS VS. DALLAS STARS

YEARLY RECORD 1979-80 TO 2014-15

SEASON	GP	W	L	T	OTL	GF	GA	PTS	PCT.	AT EDMONTON			AT DALLAS		
										W-L-T-OTL	GF	GA	W-L-T-OTL	GF	GA
1979-80	4	1	1	2	—	12	15	4	.500	0-0-2-0	6	6	1-1-0-0	6	9
1980-81	4	1	2	1	—	9	14	3	.375	0-1-1-0	3	5	1-1-0-0	6	9
1981-82	3	2	0	1	—	18	12	5	.833	2-0-0-0	16	10	0-0-1-0	2	2
1982-83	3	2	1	0	—	22	11	4	.667	1-0-0-0	8	2	1-1-0-0	14	9
1983-84	3	2	0	1	—	18	13	5	.833	2-0-0-0	16	11	0-0-1-0	2	2
1984-85	3	3	0	0	—	18	11	6	1.000	1-0-0-0	6	3	2-0-0-0	12	8
1985-86	3	2	1	0	—	13	12	4	.667	2-0-0-0	13	8	0-1-0-0	0	4
1986-87	3	2	0	1	—	11	9	5	.833	0-0-1-0	2	2	2-0-0-0	9	7
1987-88	3	2	0	1	—	21	12	5	.833	2-0-0-0	16	7	0-0-1-0	5	5
1988-89	3	1	0	2	—	9	8	4	.667	0-0-1-0	3	3	1-0-1-0	6	5
1989-90	3	3	0	0	—	14	3	6	1.000	2-0-0-0	9	3	1-0-0-0	5	0
1990-91	3	0	2	1	—	3	11	1	.167	0-0-1-0	1	1	0-2-0-0	2	10
1991-92	3	3	0	0	—	17	11	6	1.000	1-0-0-0	5	3	2-0-0-0	12	8
1992-93	4	3	0	1	—	15	8	7	.875	2-0-0-0	10	4	1-0-1-0	5	4
1993-94	4	0	4	0	—	13	20	0	.000	0-2-0-0	8	11	0-2-0-0	5	9
1994-95	4	1	2	1	—	10	12	3	.375	1-1-0-0	5	6	0-1-1-0	5	6
1995-96	4	1	3	0	—	10	18	2	.250	0-2-0-0	5	9	1-1-0-0	5	9
1996-97	4	0	4	0	—	6	18	0	.000	0-2-0-0	4	10	0-2-0-0	2	8
1997-98	4	1	3	0	—	8	10	2	.250	1-1-0-0	5	3	0-2-0-0	3	7
1998-99	4	0	3	1	—	9	19	1	.125	0-1-1-0	4	8	0-2-0-0	5	11
1999-00	4	0	3	1	0	6	9	1	.125	0-1-1-0	4	5	0-2-0-0	2	4
2000-01	4	1	3	0	0	11	15	2	.250	1-1-0-0	7	7	0-2-0-0	4	8
2001-02	4	1	2	1	0	8	13	3	.375	1-1-0-0	7	7	0-1-1-0	1	6
2002-03	4	1	2	0	1	8	14	3	.375	1-0-0-1	7	7	0-2-0-0	1	7
2003-04	4	2	0	0	2	13	10	6	.750	1-0-0-1	6	4	1-0-0-1	7	6
2004-05	DID NOT PLAY														
2005-06	4	1	2	0	1	10	14	3	.375	0-1-0-1	5	7	1-1-0-0	5	7
2006-07	4	1	2	0	1	11	12	3	.375	0-1-0-1	7	9	1-1-0-0	4	3
2007-08	4	0	2	0	2	8	16	2	.250	0-1-0-1	2	6	0-1-0-1	6	10
2008-09	4	2	2	0	0	14	11	4	.500	2-0-0-0	9	3	0-2-0-0	5	8

**EDMONTON OILERS VS. DALLAS STARS****YEARLY RECORD 1979-80 TO 2014-15**

SEASON	GP	W	L	T	OTL	AT EDMONTON		PTS	PCT.	AT EDMONTON		AT DALLAS			
						GF	GA			W-L-T-OTL	GF	GA	W-L-T-OTL	GF	GA
2009-10	4	2	2	0	0	12	16	4	.500	1-1-0-0	8	8	1-1-0-0	6	8
2010-11	4	1	3	0	0	9	11	2	.250	1-1-0-0	6	5	0-2-0-0	3	6
2011-12	4	0	4	0	0	4	14	0	.000	0-2-0-0	2	6	0-2-0-0	2	8
2012-13	3	1	1	0	1	8	8	3	.500	0-1-0-1	3	7	1-0-0-0	5	1
2013-14	3	1	2	0	0	5	10	2	.333	0-1-0-0	0	3	1-1-0-0	5	7
2014-15	3	1	1	0	1	1	9	6	.333	1-0-0-1	9	6	0-1-0-0	2	3
TOTALS	126	45	57	15	9	392	426	114	.452	26-22-8-7	227	205	19-35-7-2	169	224
DALLAS	81	18	50	4	9	192	276	49	.302	11-21-2-7	113	137	7-29-2-2	83	142
MINNESOTA	45	27	7	11	0	200	152	65	.722	15-1-6-0	114	68	12-6-5-0	86	82

* Franchise in Minneapolis from 1979-80 to 1992-93. Moved to Dallas for 1993-94 season.

EDMONTON OILERS VS. DALLAS STARS**2014-15 RESULTS & STATISTICS**

AT EDMONTON	WINNING GOAL	AT DALLAS	WINNING GOAL
27 Mar '15 DAL 0 @ EDM 4	Jordan Eberle	25 Nov '14 EDM 2 @ DAL 3	Tyler Seguin
21 Dec '14 DAL 6 @ EDM 5 (SO)	Shawn Horcoff		

OILERS	GP	G	A	P	+/-	PIM	PP	SH	STARS	GP	G	A	P	+/-	PIM	PP	SH
Taylor Hall	3	3	2	5	3	4	1	0	Tyler Seguin	3	4	1	5	1	0	0	0
Teddy Purcell	3	1	3	4	0	0	0	0	Jamie Benn	3	1	2	3	0	2	1	0
Jordan Eberle	3	1	2	3	2	0	0	0	John Klingberg	3	1	2	3	1	0	0	0
Ryan Nugent-Hopkins	3	0	3	3	4	4	0	0	Alex Goligoski	3	0	3	3	1	0	0	0
Mark Arcobello	2	2	0	2	-1	0	0	0	Ales Hemsky	3	0	2	2	0	0	0	0
Benoit Pouliot	1	1	1	2	2	2	0	0	Jason Spezza	3	0	2	2	0	0	0	0
Jeff Petry	2	0	2	2	-3	0	0	0	Shawn Horcoff	3	1	0	1	1	0	0	0
Boyd Gordon	2	1	0	1	0	7	0	1	Erik Cole	2	1	0	1	0	0	0	0
Andrew Miller	1	1	0	1	1	0	0	0	Jyrki Jokipakka	3	0	1	1	0	0	0	0
Derek Roy	1	1	0	1	1	0	0	0	Patrick Eaves	2	0	1	1	-2	0	0	0
Justin Schultz	3	0	1	1	4	0	0	0	Colton Sceviour	2	0	1	1	1	0	0	0
Nail Yakupov	3	0	1	1	-2	2	0	0	Jason Demers	3	0	0	0	-2	2	0	0
Andrew Ference	2	0	1	1	-3	6	0	0	Cody Eakin	3	0	0	0	-6	0	0	0
Matt Hendricks	2	0	1	1	2	5	0	0	Vernon Fiddler	3	0	0	0	1	0	0	0
Steven Pinizzotto	2	0	1	1	2	0	0	0	Antoine Roussel	3	0	0	0	0	7	0	0
Mark Fayne	2	0	0	0	-1	0	0	0	Jordie Benn	2	0	0	0	-1	0	0	0
Luke Gazdic	2	0	0	0	0	0	0	0	Trevor Daley	2	0	0	0	0	2	0	0
Oscar Klefbom	2	0	0	0	0	0	0	0	Ryan Garbutt	2	0	0	0	-2	2	0	0
Anton Lander	2	0	0	0	-2	0	0	0	Curtis McKenzie	1	0	0	0	0	2	0	0
Martin Marincin	2	0	0	0	3	0	0	0	Travis Moen	1	0	0	0	0	5	0	0
Nikita Nikitin	2	0	0	0	1	0	0	0	Travis Morin	1	0	0	0	1	0	0	0
David Perron	2	0	0	0	-2	0	0	0	Patrik Nemeth	1	0	0	0	-2	0	0	0
Keith Aulie	1	0	0	0	1	0	0	0	Jamie Oleksiak	1	0	0	0	-1	0	0	0
Brandon Davidson	1	0	0	0	0	0	0	0	Brett Ritchie	1	0	0	0	-1	0	0	0
Leon Draisaitl	1	0	0	0	-1	0	0	0									
Matt Fraser	1	0	0	0	0	2	0	0									
Brad Hunt	1	0	0	0	2	0	0	0									
Rob Klunkhammer	1	0	0	0	0	0	0	0									
Tyler Pitlick	1	0	0	0	-2	2	0	0									

OILERS GOALTENDERS	GP	MIN	W-L-OT	GA	SA	SV	GAA	SV%
Richard Bachman	1	60	1-0-0	0	29	29	0.00	1.000
Ben Scrivens	1	65	0-0-1	5	45	40	4.62	.889
Viktor Fasth	1	60	0-1-0	3	34	31	3.02	.912

STARS GOALTENDER	GP	MIN	W-L-OT	GA	SA	SV	GAA	SV%
Anders Lindback	1	36	1-0-0	1	10	9	1.68	.900
Kari Lehtonen	3	149	1-1-0	10	84	74	4.02	.881

GOALS BY PERIOD	1	2	3	OT	TOTAL	SHOTS BY PERIOD	1	2	3	OT	TOTAL
Oilers	3	4	4	0	11	Oilers	36	28	27	3	94
Stars	3	3	2	0	8	Stars	37	39	28	4	108

POWERPLAY	PPG	ATT	PCT.	PENALTY KILLING	PK	TSH	PCT.
Oilers	1	4	25.0	Oilers	9	10	90.0
Stars	1	10	10.0	Stars	3	4	75.0



DETROIT RED WINGS

Joe Louis Arena
19 Steve Yzerman Drive
Detroit, MI 48226

2015-16 GAMES VS. DETROIT

At Edmonton – October 21
At Detroit – November 27

CLUB DIRECTORY

Owner/Governor.....	Mike Ilitch
Owner/Secretary-Treasurer.....	Marian Ilitch
President and CEO, Ilitch Holdings/Alternate Governor Red Wings.....	Christopher Ilitch
Senior Vice President/Alternate Governor.....	Jim Devellano
Executive Vice President/General Manager.....	Ken Holland
Assistant General Manager.....	Ryan Martin
Special Assistant to the General Manager.....	Kris Draper
Director of Player Development.....	Jiri Fischer
President and CEO, Olympia Entertainment/Alternate Governor Red Wings.....	Tom Wilson
Head Coach.....	Jeff Blashill
Assistant Coach.....	Tony Granato, Pat Ferschweiler, Chris Chelios
Assistant Coach/Video Coach.....	Dave Noel-Bernier
Goaltending Coach.....	Jim Bedard
Director of Pro Scouting.....	Mark Howe
Director of Amateur Scouting.....	Tyler Wright
Director of Public Relations.....	Todd Beam
Public Relations Coordinator.....	Kyle Kujawa
Communications Coordinator.....	Alex DiFilippo
Radio Announcers, 97.1 The Ticket.....	Ken Kal, Paul Woods
Television Announcers, FOX Sports Detroit.....	Ken Daniels, Mickey Redmond
Arena (Capacity).....	Joe Louis Arena (20,027)
Arena Office Phone.....	(313) 394-7000
Public Relations Phone.....	(313) 471-7000
Media Hotline.....	(313) 471-7599
Website.....	www.detroitredwings.com

EDMONTON OILERS VS. DETROIT RED WINGS

YEARLY RECORD 1979-80 TO 2014-15

SEASON	GP	W	L	T	OTL	GF	GA	PTS	PCT.	AT EDMONTON			AT DETROIT		
										W-L-T-OTL	GF	GA	W-L-T-OTL	GF	GA
1979-80	4	1	2	1	—	15	16	3	.375	0-1-1-0	7	9	1-1-0-0	8	7
1980-81	4	2	1	1	—	16	12	5	.625	1-0-1-0	9	6	1-1-0-0	7	6
1981-82	3	2	0	1	—	19	11	5	.833	1-0-0-0	8	4	1-0-1-0	11	7
1982-83	3	2	1	0	—	19	16	4	.667	1-1-0-0	12	11	1-0-0-0	7	5
1983-84	3	3	0	0	—	22	9	6	1.000	1-0-0-0	8	3	2-0-0-0	14	6
1984-85	3	3	0	0	—	19	14	6	1.000	2-0-0-0	13	9	1-0-0-0	6	5
1985-86	3	3	0	0	—	22	7	6	1.000	1-0-0-0	12	3	2-0-0-0	10	4
1986-87	3	3	0	0	—	15	9	6	1.000	2-0-0-0	10	6	1-0-0-0	5	3
1987-88	3	1	2	0	—	11	15	2	.333	0-1-0-0	1	4	1-1-1-0	10	11
1988-89	3	1	2	0	—	16	18	2	.333	1-1-0-0	14	13	0-1-0-0	2	5
1989-90	3	1	2	0	—	15	15	2	.333	0-1-0-0	4	6	1-1-0-0	11	9
1990-91	3	1	1	1	—	11	12	3	.500	1-0-1-0	8	7	0-1-0-0	3	5
1991-92	3	0	2	1	—	7	12	1	.167	0-1-0-0	1	4	0-1-1-0	6	8
1992-93	3	0	2	1	—	7	12	1	.167	0-1-1-0	5	8	0-1-0-0	2	4
1993-94	4	3	1	0	—	13	12	6	.750	2-0-0-0	8	5	1-1-0-0	5	7
1994-95	4	1	3	0	—	10	15	2	.250	1-1-0-0	6	6	0-2-0-0	4	9
1995-96	4	0	4	0	—	7	21	0	.000	0-2-0-0	5	8	0-2-0-0	2	13
1996-97	4	0	2	2	—	5	11	2	.250	0-1-1-0	5	9	0-1-1-0	0	2
1997-98	4	2	2	0	—	11	15	4	.500	1-1-0-0	5	9	1-1-0-0	6	4
1998-99	4	1	3	0	—	10	14	2	.250	1-1-0-0	6	7	0-2-0-0	4	7
1999-00	4	1	2	1	0	8	13	3	.375	1-0-1-0	5	4	0-2-0-0	3	9
2000-01	4	3	0	0	1	11	9	7	.875	2-0-0-0	4	2	1-0-0-1	7	7
2001-02	4	0	2	1	1	6	11	2	.250	0-1-1-0	2	3	0-1-0-1	4	8

**EDMONTON OILERS VS. DETROIT RED WINGS****YEARLY RECORD 1979-80 TO 2014-15**

SEASON	GP	W	L	T	OTL	GF	GA	PTS	PCT.	AT EDMONTON		AT DETROIT			
										W-L-T-OTL	GF GA	W-L-T-OTL	GF GA		
2002-03	4	2	1	1	0	12	14	5	.625	1-0-1-0	5	4	1-1-0-0	7	10
2003-04	4	0	2	2	0	7	14	2	.250	0-0-2-0	5	5	0-2-0-0	2	9
2004-05	DID NOT PLAY														
2005-06	4	2	1	0	1	14	14	5	.625	1-0-0-1	9	9	1-1-0-0	4	5
2006-07	4	3	1	0	0	11	10	6	.750	2-0-0-0	7	4	1-1-0-0	4	6
2007-08	4	2	2	0	0	11	12	4	.500	1-1-0-0	5	5	1-1-0-0	6	7
2008-09	4	0	4	0	0	8	19	0	.000	0-2-0-0	5	7	0-2-0-0	3	12
2009-10	4	3	1	0	0	17	13	6	.750	2-0-0-0	9	7	1-1-0-0	8	6
2010-11	4	0	3	0	1	7	16	1	.125	0-2-0-0	4	8	0-1-0-1	3	8
2011-12	4	1	3	0	0	9	14	2	.250	1-1-0-0	7	7	0-2-0-0	2	7
2012-13	3	0	2	0	1	3	8	1	.166	0-0-0-1	2	3	0-2-0-0	1	5
2013-14	2	0	1	0	1	1	7	1	.500	0-1-0-0	0	5	0-0-0-1	1	2
2014-15	2	0	2	0	0	4	9	0	.000	0-1-0-0	2	4	0-1-0-0	2	5
TOTALS	123	47	57	13	6	398	449	113	.459	27-22-10-2	218	214	20-35-3-4	180	235

EDMONTON OILERS VS. DETROIT RED WINGS**2014-15 RESULTS & STATISTICS**

AT EDMONTON		WINNING GOAL		AT DETROIT		WINNING GOAL	
06 Jan '15	DET 4 @ EDM 2	Pavel Datsyuk		09 Mar '15	EDM 2 @ DET 5	Teemu Pulkkinen	

OILERS	GP	G	A	P	+/-	PIM	PP	SH	RED WINGS	GP	G	A	P	+/-	PIM	PP	SH
Jordan Eberle	2	2	1	3	0	2	1	0	Justin Abdelkader	2	2	2	4	2	0	1	0
Rob Klunkhammer	2	1	0	1	1	2	0	0	Pavel Datsyuk	2	2	2	4	1	0	1	0
Nail Yakupov	2	1	0	1	-2	0	1	0	Henrik Zetterberg	2	0	4	4	3	2	0	0
Boyd Gordon	2	0	1	1	0	0	0	0	Niklas Kronwall	2	1	1	2	1	0	1	0
Matt Hendricks	2	0	1	1	1	2	0	0	Riley Sheahan	2	1	1	2	2	0	0	0
Anton Lander	2	0	1	1	-4	0	0	0	Teemu Pulkkinen	1	1	1	2	2	0	1	0
Ryan Nugent-Hopkins	2	0	1	0	0	0	0	0	Luke Glendening	2	1	0	1	-1	4	1	0
Justin Schultz	2	0	1	1	-1	0	0	0	Kyle Quincey	2	1	0	1	1	0	0	0
Taylor Hall	1	0	1	1	1	0	0	0	Drew Miller	2	0	1	1	0	0	0	0
Jeff Petry	1	0	1	1	0	0	0	0	Gustav Nyquist	2	0	1	1	2	0	0	0
Mark Fayne	2	0	0	0	0	0	0	0	Erik Cole	1	0	1	1	0	0	0	0
Andrew Ference	2	0	0	0	-2	0	0	0	Danny DeKeyser	2	0	0	0	1	4	0	0
Matt Fraser	2	0	0	0	-4	2	0	0	Jonathan Ericsson	2	0	0	0	0	2	0	0
Oscar Klefbom	2	0	0	0	-1	0	0	0	Tomas Jurco	2	0	0	0	-1	0	0	0
Benoit Pouliot	2	0	0	0	-1	4	0	0	Brendan Smith	2	0	0	0	1	0	0	0
Teddy Purcell	2	0	0	0	-1	2	0	0	Tomas Tatar	2	0	0	0	1	0	0	0
Derek Roy	2	0	0	0	-1	0	0	0	Joakim Andersson	1	0	0	0	-1	0	0	0
Ryan Hamilton	1	0	0	0	-3	2	0	0	Johan Franzen	1	0	0	0	0	2	0	0
Martin Marincin	1	0	0	0	0	0	0	0	Darren Helm	1	0	0	0	-1	0	0	0
Nikita Nikitin	1	0	0	0	1	2	0	0	Xavier Ouellet	1	0	0	0	0	0	0	0
Jordan Oesterle	1	0	0	0	-2	0	0	0	Stephen Weiss	1	0	0	0	0	0	0	0
									Marek Zidlicky	1	0	0	0	2	2	0	0

OILERS GOALTENDERS	GP	MIN	W-L-OT	GA	SA	SV	GAA	SV%
Viktor Fasth	1	60	0-1-0	3	40	37	3.02	.925
Ben Scrivens	1	58	0-1-0	3	24	21	3.09	.875
RED WINGS GOALTENDERS	GP	MIN	W-L-OT	GA	SA	SV	GAA	SV%
Jimmy Howard	2	120	2-0-0	4	61	57	2.00	.934

GOALS BY PERIOD	1	2	3	OT	TOTAL	SHOTS BY PERIOD	1	2	3	OT	TOTAL
Oilers	2	0	2	0	4	Oilers	22	14	25	0	61
Red Wings	0	4	5	0	9	Red Wings	19	24	24	0	67
POWERPLAY	PPG	ATT	PCT.	PENALTY KILLING	PK	TSH	PCT.				
Oilers	2	8	25.0	Oilers	5	9	55.6				
Red Wings	4	9	44.4	Red Wings	6	8	75.0				



FLORIDA PANTHERS

BB&T Center
One Panther Parkway
Sunrise, FL 33323

2015-16 GAMES VS. FLORIDA

At Edmonton – January 10
At Florida – January 18

CLUB DIRECTORY

Chairman, Owner & Governor	Vincent J. Viola
Vice Chairman, Partner & Alternate Governor	Douglas A. Cifu
Chief Executive Officer, President & Alt. Governor	Rory A. Babich
Exec. Vice President & G.M., Hockey & Business Ops. & Alternate Governor	Dale Tallon
Chief Operating Officer	Matthew Caldwell
Chief Financial Officer	Amy Perry
Vice President, Hockey Ops & Special Projects	Travis Viola
Special Advisor to the G.M. & Alternate Governor	William Torrey
Director, Hockey Operations	Mike Dixon
Director, Player Personnel	Scott Luce
Head Amateur Scout	Erin Ginnell
Head Coach Gerard	Gallant
Assistant Coaches	Mike Kelly, John Madden
Goaltending Coach	Robb Tallas
Video Coordinator	Tommy Cruz
Director, Communications	Justin Copertino
Coordinators, Communications & Digital Media	Adelyn Biedenbach, Amanda Cifu
Communications Associate	Mike Lewis
Television / Radio	FOX Sports Florida / 560 WQAM
TV Play-By-Play / Analyst	Steve Goldstein / Denis Potvin
Radio Play-By-Play	Randy Moller
Panthers Preview/Review Host	Drew Goldfarb
Arena (Capacity)	BB&T Center (15,720)
Public Relations Phone	(954) 835-7000
Website	www.floridapanthers.com

EDMONTON OILERS VS. FLORIDA PANTHERS

YEARLY RECORD 1993-94 TO 2014-15

SEASON											AT EDMONTON			AT FLORIDA		
	GP	W	L	T	OTL	GF	GA	PTS	PCT.	W-L-T-OTL	GF	GA	W-L-T-OTL	GF	GA	
1993-94	2	0	1	1	-	7	9	1	.250	0-1-0-0	3	5	0-0-1-0	4	4	
1994-95	DID NOT PLAY															
1995-96	2	0	2	0	-	3	5	0	.000	0-1-0-0	2	3	0-1-0-0	1	2	
1996-97	2	1	1	0	-	7	6	2	.500	1-0-0-0	4	0	0-1-0-0	3	6	
1997-98	2	2	0	0	-	7	2	4	1.000	1-0-0-0	3	2	1-0-0-0	4	0	
1998-99	1	0	1	0	-	1	3	0	.000	0-0-0-0	0	0	0-1-0-0	1	3	
1999-00	2	0	1	1	0	3	4	1	.250	0-0-1-0	2	2	0-1-0-0	1	2	
2000-01	1	0	0	1	0	2	2	1	.500	0-0-0-0	0	0	0-0-1-0	2	2	
2001-02	2	1	1	0	0	10	7	2	.500	1-0-0-0	6	2	0-1-0-0	4	5	
2002-03	1	1	0	0	0	4	0	2	1.000	0-0-0-0	0	0	1-0-0-0	4	0	
2003-04	1	1	0	0	0	4	2	2	1.000	1-0-0-0	4	2	0-0-0-0	0	0	
2004-05	DID NOT PLAY															
2005-06	DID NOT PLAY															
2006-07	1	1	0	0	0	4	1	2	1.000	1-0-0-0	4	1	0-0-0-0	0	0	
2007-08	1	1	0	0	0	4	3	2	1.000	0-0-0-0	0	0	1-0-0-0	4	3	
2008-09	1	0	1	0	0	0	2	0	.000	0-1-0-0	0	2	0-0-0-0	0	0	
2009-10	1	1	0	0	0	3	2	2	1.000	0-0-0-0	0	0	1-0-0-0	3	2	
2010-11	1	1	0	0	0	3	2	2	1.000	1-0-0-0	3	2	0-0-0-0	0	0	
2011-12	1	1	0	0	0	2	1	2	1.000	0-0-0-0	-	-	1-0-0-0	2	1	
2012-13	DID NOT PLAY															
2013-14	2	2	0	0	0	8	4	4	1.000	1-0-0-0	4	1	1-0-0-0	4	3	
2014-15	2	1	1	0	0	5	6	2	.500	0-1-0-0	2	4	1-0-0-0	3	2	
TOTALS	26	14	9	3	0	77	61	31	.596	7-4-1-0	37	26	7-5-2-0	40	35	

**EDMONTON OILERS VS. FLORIDA PANTHERS****2014-15 RESULTS & STATISTICS**

AT EDMONTON		WINNING GOAL							AT FLORIDA		WINNING GOAL								
11 Jan '15 FLA 4 @ EDM 2		Tomas Kopecky							17 Jan '15 EDM 3 @ FLA 2 (SO)		Nail Yakupov								
OILERS										PANTHERS									
GP	G	A	P	+/-	PIM	PP	SH	GP	G	A	P	+/-	PIM	PP	SH				
Jordan Eberle	2	2	0	2	0	0	0	Jussi Jokinen	2	0	3	3	2	2	0	0			
Matt Hendricks	2	1	0	1	-1	5	0	1	Nick Bjugstad	2	0	2	2	2	0	0			
Benoit Pouliot	2	1	0	1	0	0	0	0	Sean Bergenheim	2	1	0	1	0	0	0			
Mark Fayne	2	0	1	1	0	2	0	0	Brian Campbell	2	1	0	1	-1	2	0			
Matt Fraser	2	0	1	1	1	0	0	0	Erik Gudbranson	2	1	0	1	0	7	0			
Boyd Gordon	2	0	1	1	-1	0	0	0	Jonathan Huberdeau	2	1	0	1	2	2	0			
Taylor Hall	2	0	1	1	-1	4	0	0	Tomas Kopecky	2	1	0	1	-1	0	0			
Nikita Nikitin	2	0	1	1	0	0	0	0	Aaron Ekblad	2	0	1	1	0	0	0			
Derek Roy	2	0	1	1	-1	0	0	0	Tomas Fleischmann	2	0	1	1	1	0	0			
Justin Schultz	2	0	1	1	1	0	0	0	Dmitry Kulikov	2	0	1	1	2	2	0			
Andrew Ference	2	0	0	0	-3	2	0	0	Derek MacKenzie	2	0	1	1	1	0	0			
Oscar Klefbom	2	0	0	0	1	0	0	0	Scottie Upshall	2	0	1	1	1	0	0			
Rob Klunkhammer	2	0	0	0	-2	0	0	0	Aleksander Barkov	1	0	1	1	0	0	0			
Anton Lander	2	0	0	0	0	2	0	0	Dave Bolland	2	0	0	0	0	0	0			
Ryan Nugent-Hopkins	2	0	0	0	0	0	0	0	Brad Boyes	2	0	0	0	-2	0	0			
Jeff Petry	2	0	0	0	-3	0	0	0	Willie Mitchell	2	0	0	0	2	0	0			
Teddy Purcell	2	0	0	0	0	0	0	0	Dylan Olsen	2	0	0	0	1	0	0			
Nail Yakupov	2	0	0	0	-1	0	0	0	Brandon Pirri	1	0	0	0	-1	0	0			

OILERS GOALTENDER									
GP	MIN	W-L-OT	GA	SA	SV	GAA	SV%		
Viktor Fasth	1	65	1-0-0	2	37	35	1.85	.946	
Ben Scrivens	1	59	0-1-0	4	27	23	4.08	.852	
PANTHERS GOALTENDERS									
GP	MIN	W-L-OT	GA	SA	SV	GAA	SV%		
Roberto Luongo	2	125	1-0-1	4	67	63	1.92	.940	

GOALS BY PERIOD					TOTAL	SHOTS BY PERIOD					TOTAL
1	2	3	OT	TOTAL	Oilers	1	2	3	OT	TOTAL	
Oilers	0	2	2	0	4	Oilers	21	29	15	2	67
Panthers	1	3	2	0	6	Panthers	26	17	18	3	64
POWERPLAY											
PPG	ATT	PCT.	PENALTY KILLING			PK	TSH	PCT.			
Oilers	0	6	0.0	Oilers	5	5	100.0				
Panthers	0	5	0.0	Panthers	6	6	100.0				



LOS ANGELES KINGS
 STAPLES Center
 1111 South Figueroa Street
 Los Angeles, CA 90015

2015-16 GAMES VS. LOS ANGELES
 At Edmonton – October 25, December 29
 At Los Angeles – November 14, February 25,
 March 26

CLUB DIRECTORY

Owner.....	Philip F. Anschutz
Owner.....	Edward P. Roski, Jr.
Alternate Governor.....	Dan Beckerman
President/General Manager, Alternate Governor.....	Dean Lombardi
President, Business Operations, Alt. Governor.....	Luc Robitaille
Chief Operating Officer.....	Kelly Cheeseman
Vice President, Assistant General Manager.....	Rob Blake
VP, Hockey Ops and Director, Player Personnel.....	Michael Futa
Special Assistant to the General Manager.....	Jack Ferreira
Sr. Vice President/Hockey Ops and Legal Affairs.....	Jeff Solomon
Director of Team Operations.....	Marshall Dickerson
Head Coach.....	Darryl Sutter
Associate Coach / Assistant Coach.....	John Stevens / Davis Payne
Goaltending Coach.....	Bill Ranford
Video Coordinator.....	Samson Lee
Director, Player Development.....	Nelson Emerson
Senior Pro Scout.....	Rob Laird
Scouting Directors, Amateur / Europe.....	Mark Yannetti / Christian Ruuttu
Vice President, Communications and Broadcasting.....	Michael Altieri
Senior Director, Communications and Content.....	Jeff Moeller
Director, Communications and Media Services.....	Mike Kalinowski
Supervisor, Communications.....	Eddie Fischermann
TV Station / Play-by-Play / Analyst FOX Sports West.....	Bob Miller / Jim Fox
Radio Flagship / Play-by-Play / Analyst KABC 790.....	Nick Nickson / Daryl Evans
Arena (Capacity).....	STAPLES Center (18,230)
Public Relations Phone.....	(310) 742-7100
Website.....	www.lakings.com

EDMONTON OILERS VS. LOS ANGELES KINGS

YEARLY RECORD 1979-80 TO 2014-15

SEASON	GP	W	L	T	OTL	GF	GA	PTS	PCT.	AT EDMONTON				AT LOS ANGELES			
										W-L-T-OTL	GF	GA		W-L-T-OTL	GF	GA	
1979-80	4	2	1	1	—	19	16	5	.625	1-0-1-0	8	6		1-1-0-0	11	10	
1980-81	4	0	2	2	—	16	22	2	.250	0-0-2-0	10	10		0-2-0-0	6	12	
1981-82	8	5	1	2	—	51	27	12	.750	2-1-1-0	31	13		2-1-1-0	20	14	
1982-83	8	5	1	2	—	46	30	12	.750	3-1-0-0	25	19		2-0-2-0	21	11	
1983-84	8	6	2	0	—	44	29	12	.750	3-1-0-0	25	13		3-1-0-0	19	16	
1984-85	8	4	3	1	—	41	35	9	.563	3-1-0-0	27	17		1-2-1-0	14	18	
1985-86	8	6	0	2	—	53	31	14	.875	3-0-1-0	26	15		3-0-1-0	27	16	
1986-87	8	4	2	2	—	48	35	10	.625	1-1-2-0	23	22		3-1-0-0	25	13	
1987-88	8	4	2	2	—	41	32	10	.625	3-0-1-0	21	12		1-2-1-0	20	20	
1988-89	8	4	4	0	—	36	36	8	.500	2-2-0-0	18	17		2-2-0-0	18	19	
1989-90	8	4	2	2	—	36	35	10	.625	2-1-1-0	18	17		2-1-1-0	18	18	
1990-91	8	2	5	1	—	25	35	5	.313	2-2-0-0	13	13		0-3-1-0	12	22	
1991-92	7	1	3	3	—	22	31	5	.357	1-1-2-0	12	16		0-2-1-0	10	15	
1992-93	7	1	5	1	—	20	32	3	.214	0-3-1-0	11	17		1-2-0-0	9	15	
1993-94	7	2	2	3	—	26	28	7	.500	1-1-1-0	14	13		1-1-2-0	12	15	
1994-95	5	2	2	1	—	14	17	5	.500	1-1-0-0	5	4		1-1-1-0	9	13	
1995-96	5	3	1	1	—	22	14	7	.700	2-0-1-0	15	9		1-1-0-0	7	5	
1996-97	6	3	2	1	—	20	17	7	.583	2-1-0-0	7	7		1-1-1-0	13	10	
1997-98	5	4	1	0	—	14	8	8	.800	1-1-0-0	3	3		3-0-0-0	11	5	
1998-99	4	0	3	1	—	7	10	1	.125	0-2-0-0	4	6		0-1-1-0	3	4	
1999-00	4	2	1	1	0	14	16	5	.625	2-0-0-0	11	7		0-1-1-0	3	9	
2000-01	4	3	1	0	0	20	7	6	.750	1-1-0-0	7	4		2-0-0-0	13	3	
2001-02	4	1	1	1	1	10	11	4	.500	0-1-1-0	4	6		1-0-0-1	6	5	
2002-03	4	3	1	0	0	10	9	6	.750	1-1-0-0	3	4		2-0-0-0	7	5	
2003-04	4	2	2	0	0	10	10	4	.500	1-1-0-0	6	5		1-1-0-0	4	5	
2004-05										DID NOT PLAY							
2005-06	4	3	1	0	0	15	9	6	.750	2-0-0-0	9	3		1-1-0-0	6	6	
2006-07	4	2	2	0	0	11	16	4	.500	1-1-0-0	8	10		1-1-0-0	3	6	
2007-08	4	2	2	0	0	11	14	4	.500	1-1-0-0	6	7		1-1-0-0	5	7	



VS LOS ANGELES KINGS

EDMONTON OILERS VS. LOS ANGELES KINGS

YEARLY RECORD 1979-80 TO 2014-15

SEASON	GP	W	L	T	OTL	GF	GA	PTS	PCT.	AT EDMONTON		AT LOS ANGELES			
										W-L-T-OTL	GF	GA	W-L-T-OTL	GF	GA
2008-09	4	2	2	0	0	8	10	4	.500	0-2-0-0	2	4	2-0-0-0	6	6
2009-10	4	2	2	0	0	10	11	4	.500	0-2-0-0	3	6	2-0-0-0	7	5
2010-11	4	0	3	0	1	5	13	1	.125	0-2-0-0	1	5	0-1-0-1	4	8
2011-12	4	2	2	0	0	6	7	4	.500	1-1-0-0	3	5	1-1-0-0	3	2
2012-13	3	1	2	0	0	4	8	2	.333	1-1-0-0	3	4	0-1-0-0	1	4
2013-14	4	0	3	0	1	3	12	1	.125	0-2-0-0	2	7	0-0-0-1	1	5
2014-15	5	2	3	0	0	12	23	4	.400	2-1-0-0	9	9	0-2-0-0	3	14
TOTALS	194	89	72	30	3	750	696	211	.544	47-36-15-0	392	335	42-35-15-3	357	361

EDMONTON OILERS VS. LOS ANGELES KINGS

2013-14 RESULTS & STATISTICS

AT EDMONTON

07 Apr '15 LAK 2 @ EDM 4
 03 Mar '15 LAK 5 @ EDM 2
 30 Dec '14 LAK 2 @ EDM 3 (SO)

WINNING GOAL

Tyler Pitlick
 Jeff Carter
 David Perron

AT LOS ANGELES

02 Apr '15 EDM 2 @ LAK 8
 14 Oct '14 EDM 1 @ LAK 6

WINNING GOAL

Drew Doughty
 Justin Williams

OILERS	GP	G	A	P	+/-	PIM	PP	SH	KINGS	GP	G	A	P	+/-	PIM	PP	SH
Oscar Klefbom	4	0	3	3	-3	2	0	0	Anze Kopitar	5	1	7	8	7	2	0	0
Anton Lander	2	0	3	3	-3	0	0	0	Drew Doughty	5	3	4	7	7	0	0	0
Matt Hendricks	5	2	0	2	-1	7	0	0	Jeff Carter	5	4	2	6	3	0	0	0
Jeddy Purcell	5	2	0	2	-5	0	2	0	Marian Gaborik	4	2	3	5	4	0	0	1
Matt Fraser	4	2	0	2	-1	0	0	0	Tyler Toffoli	5	1	3	4	5	2	0	0
Ryan Nugent-Hopkins	3	1	2	2	-4	0	0	0	Trevor Lewis	4	2	1	3	1	4	0	1
Justin Schultz	4	0	2	2	-6	0	0	0	Jake Muzzin	4	2	1	3	2	0	2	0
Taylor Hall	4	0	2	2	-2	0	0	0	Tanner Pearson	2	2	1	3	3	2	1	0
Boyd Gordon	4	0	2	2	-2	0	0	0	Justin Williams	5	1	2	3	4	0	0	0
Jordan Eberle	4	1	0	2	-2	0	0	0	Dustin Brown	5	2	0	2	-2	0	0	0
Benoit Pouliot	4	1	0	1	-7	4	0	0	Matt Greene	5	1	1	2	2	0	0	0
Luke Gazdic	3	0	1	1	-3	0	0	0	Kyle Clifford	4	1	1	2	1	2	0	0
Tyler Pitlick	3	0	1	1	-3	2	0	0	Jordan Nolan	4	1	1	2	0	0	0	0
Nail Yakupov	5	0	1	1	-3	2	0	0	Dwight King	5	0	2	2	0	6	0	0
Derek Roy	5	0	1	1	-3	2	0	0	Alec Martinez	4	0	2	2	-1	0	0	0
Martin Marincin	3	0	1	1	-2	0	0	0	Robyn Regehr	4	1	0	1	-3	2	0	0
David Musil	3	0	1	1	-1	0	0	0	Jarret Stoll	5	0	1	1	-2	4	0	0
Jordan Oesterle	3	0	0	0	-1	0	0	0	Nick Shore	3	0	1	1	0	0	0	0
Mark Fayne	3	0	0	0	0	0	0	0	Mike Richards	2	0	1	1	0	0	0	0
Andrew Ference	3	0	0	0	-3	0	0	0	Slava Voynov	1	0	1	1	1	2	0	0
Nikita Nikitin	3	0	0	0	-1	7	0	0	Brayden McNabb	5	0	0	0	4	7	0	0
Keith Aulie	2	0	0	0	-1	0	0	0	Andy Andreoff	2	0	0	0	0	7	0	0
Brandon Davidson	2	0	0	0	-1	0	0	0	Jeff Schultz	1	0	0	0	0	0	0	0
Leon Draisaitl	2	0	0	0	-3	2	0	0	Andrej Sekera	1	0	0	0	0	0	0	0
Rob Kljinkhammer	2	0	0	0	-1	0	0	0									
David Perron	2	0	0	0	-1	0	0	0									
Will Acton	1	0	0	0	-1	0	0	0									
Mark Arcobello	1	0	0	0	-1	2	0	0									
Ryan Hamilton	1	0	0	0	-2	2	0	0									
Brad Hunt	1	0	0	0	-2	0	0	0									
Jesse Joensuu	1	0	0	0	-1	2	0	0									
Andrew Miller	1	0	0	0	-1	0	0	0									
Darnell Nurse	1	0	0	0	-1	0	0	0									
Jeff Petry	1	0	0	0	0	2	0	0									
Bogdan Yakimov	1	0	0	0	-1	0	0	0									

OILERS GOALTENDERS

	GP	MIN	W-L-OT	GA	SA	SV	GAA	SV%
Richard Bachman	1	60	1-0-0	2	27	25	2.00	.926
Ben Scrivens	4	209	1-2-0	15	104	89	4.30	.856
Tyler Bunz	1	20	0-0-0	3	12	9	9.00	.750
Viktor Fasth	1	16	0-1-0	3	11	8	11.56	.727

KINGS GOALTENDERS

	GP	MIN	W-L-OT	GA	SA	SV	GAA	SV%
Jonathan Quick	4	245	3-0-1	7	106	99	1.71	.934
Martin Jones	1	59	0-1-0	3	21	18	3.07	.857

GOALS BY PERIOD

	1	2	3	OT	TOTAL	SHOTS BY PERIOD	1	2	3	OT	TOTAL
Oilers	1	5	5	0	11	Oilers	32	53	39	4	128
Kings	8	7	8	0	23	Kings	57	49	46	2	154

POWERPLAY

	PPG	ATT	PCT.	PENALTY KILLING	PK	TSH	PCT.
Oilers	2	14	14.3	Oilers	8	13	61.5
Kings	5	13	38.5	Kings	12	14	85.7



MINNESOTA WILD
 Xcel Energy Center
 199 West Kellogg Blvd.
 St. Paul, MN 55102

2015-16 GAMES VS. MINNESOTA
 At Edmonton – February 18
 At Minnesota – October 27, March 10

CLUB DIRECTORY

Owner/Governor.....	Craig Leipold
Minority Owner.....	Matt Hulsizer
EVP / General Manager.....	Chuck Fletcher
Chief Operating Officer.....	Matt Majka
Executive Vice President, Chief Financial Officer.....	Jeff Pellegrom
Assistant General Manager.....	Brent Flahr
Head Coach.....	Mike Yeo
Assistant Coaches.....	Rick Wilson, Darryl Sydor, Darby Hendrickson, Andrew Brunette
Goalie Coach.....	Bob Mason
Coordinator, Video.....	Jonas Plumb
Director, Player Personnel/Development.....	Blair Mackasey/Brad Bombardir
Chief Amateur Scout.....	Guy Lapointe
Media Relations Director / Coordinator.....	Aaron Sickman / Carly Peters / Megan Kogut
Radio Network Flagship.....	KFAN 100.3 FM
Television Network.....	FOX Sports North
Arena (Capacity).....	Xcel Energy Center (17,954)
Public Relations Phone.....	(651) 602-6000
Website.....	www.wild.com

EDMONTON OILERS VS. MINNESOTA WILD

YEARLY RECORD 2000-01 TO 2014-15

SEASON	GP	W	L	T	OTL	GF	GA	PTS	PCT.	AT EDMONTON			AT MINNESOTA		
										W-L-T-OTL	GF	GA	W-L-T-OTL	GF	GA
2000-01	5	4	0	1	0	18	10	9	.900	2-0-1-0	8	3	2-0-0-0	10	7
2001-02	5	4	0	1	0	14	8	9	.900	2-0-0-0	5	3	2-0-1-0	9	5
2002-03	5	3	0	0	2	14	10	8	.800	2-0-0-1	8	4	1-0-0-1	6	6
2003-04	6	2	2	2	0	7	8	6	.500	0-1-2-0	3	4	2-1-0-0	4	4
2004-05	DID NOT PLAY														
2005-06	8	2	5	0	1	18	27	5	.313	0-4-0-0	8	17	2-1-1-0	10	10
2006-07	8	2	6	0	0	9	23	4	.250	1-3-0-0	6	12	1-3-0-0	3	11
2007-08	8	3	4	0	1	23	28	7	.438	3-1-0-0	16	13	0-3-0-1	7	15
2008-09	6	2	3	0	1	11	16	5	.250	2-1-0-0	8	6	0-2-0-1	3	10
2009-10	6	3	3	0	0	16	15	6	.500	3-0-0-0	11	4	0-3-0-0	5	11
2010-11	6	0	6	0	0	9	23	0	.000	0-3-0-0	4	11	0-3-0-0	5	12
2011-12	6	2	1	0	3	16	14	7	.583	1-0-2	7	6	1-1-1	9	8
2012-13	4	1	3	0	0	12	13	2	.250	0-2-0-0	4	8	1-1-0-0	8	5
2013-14	3	1	2	0	0	5	10	2	.333	0-1-0-0	0	3	1-1-0-0	5	7
2014-15	3	1	2	0	0	7	3	2	.333	0-2-0-0	1	6	1-0-0-0	2	1
TOTALS	79	30	37	4	8	179	207	72	.456	16-18-3-3	89	100	14-19-1-5	86	112

**EDMONTON OILERS VS. MINNESOTA WILD****2014-15 RESULTS & STATISTICS****AT EDMONTON**20 Feb '15 MIN 4 @ EDM 0
27 Jan '15 MIN 2 @ EDM 1**WINNING GOAL**Justin Fontaine
Charlie Coyle**AT MINNESOTA**

24 Feb '15 EDM 2 @ MIN 1

WINNING GOAL

Benoit Pouliot

OILERS	GP	G	A	P	+/-	PIM	PP	SH	WILD	GP	G	A	P	+/-	PIM	PP	SH
Benoit Pouliot	3	2	0	2	0	0	0	0	Justin Fontaine	3	2	1	3	1	0	0	0
Jordan Eberle	3	0	2	2	-1	2	0	0	Nino Niederreiter	3	2	0	2	3	0	0	0
Oscar Klefbom	3	0	2	2	-2	0	0	0	Charlie Coyle	3	1	1	2	3	0	0	0
Boyd Gordon	3	1	0	1	1	2	0	0	Thomas Vanek	3	1	1	2	2	0	0	0
Matt Hendricks	3	0	1	1	-2	0	0	0	Jordan Schroeder	2	1	1	2	2	0	0	0
Ryan Nugent-Hopkins	3	0	1	1	0	0	0	0	Mikko Koivu	3	0	2	2	2	0	0	0
Mark Fayne	3	0	0	0	-2	0	0	0	Zach Parise	3	0	2	2	0	4	0	0
Andrew Ference	3	0	0	0	-2	0	0	0	Jonas Brodin	3	0	1	1	0	0	0	0
Matt Fraser	3	0	0	0	-1	0	0	0	Christian Folin	3	0	1	1	2	0	0	0
Rob Klankhammer	3	0	0	0	0	2	0	0	Mikael Granlund	3	0	1	1	1	2	0	0
Teddy Purcell	3	0	0	0	-2	0	0	0	Kyle Brodziak	3	0	0	0	-2	0	0	0
Derek Roy	3	0	0	0	-2	0	0	0	Jason Pominville	3	0	0	0	1	0	0	0
Justin Schultz	3	0	0	0	0	0	0	0	Nate Prosser	3	0	0	0	2	2	0	0
Luke Gazdic	2	0	0	0	0	0	0	0	Marco Scandella	3	0	0	0	2	0	0	0
Ryan Hamilton	2	0	0	0	-1	0	0	0	Ryan Suter	3	0	0	0	0	2	0	0
Martin Marincin	2	0	0	0	-1	0	0	0	Matt Dumba	2	0	0	0	2	0	0	0
Iiro Pakarinen	2	0	0	0	-1	0	0	0	Erik Haula	2	0	0	0	-1	0	0	0
Jeff Petry	2	0	0	0	0	4	0	0	Stephane Veilleux	2	0	0	0	0	0	0	0
Nail Yakupov	2	0	0	0	-2	2	0	0	Ryan Carter	1	0	0	0	1	0	0	0
Keith Aulie	1	0	0	0	0	0	0	0	Matt Cooke	1	0	0	0	-1	2	0	0
Anton Lander	1	0	0	0	-1	0	0	0	Jared Spurgeon	1	0	0	0	0	0	0	0
Nikita Nikitin	1	0	0	0	-1	0	0	0	Jason Zucker	1	0	0	0	0	0	0	0

OILERS GOALTENDERS	GP	MIN	W-L-OT	GA	SA	SV	GAA	SV%
Ben Scrivens	2	120	1-1-0	5	63	58	2.50	.921
Viktor Fasth	1	58	0-1-0	2	29	27	2.06	.931
WILD GOALTENDER	GP	MIN	W-L-OT	GA	SA	SV	GAA	SV%
Devan Dubnyk	3	179	2-1-0	3	58	55	1.01	.948

GOALS BY PERIOD	1	2	3	OT	TOTAL	SHOTS BY PERIOD	1	2	3	OT	TOTAL
Oilers	2	1	0	0	3	Oilers	19	16	23	0	58
Wild	4	1	2	0	7	Wild	24	35	33	0	92

POWERPLAY	PPG	ATT	PCT.	PENALTY KILLING	PK	TSH	PCT.
Oilers	0	6	0.0	Oilers	5	5	100.0
Wild	0	5	0.0	Wild	6	6	100.0



MONTREAL CANADIENS

Club de hockey Canadien
1909, avenue des
Canadiens-de-Montréal
Montreal, QC H3B 5E8

2015-16 GAMES VS. MONTREAL

At Edmonton – October 29
At Montreal – February 6

CLUB DIRECTORY

Owner, President and CEO, Club de hockey Canadien, Bell Centre & evenko.....	Geoff Molson
Executive VP and Chief Operating Officer.....	Kevin Gilmore
Executive VP Hockey and General Manager, Hockey.....	Marc Bergevin
Executive VP and Chief Financial Officer.....	Fred Steer
Senior Vice President, Communications.....	Donald Beauchamp
Senior VP, Hockey Operations.....	Rick Dudley
Assistant General Managers.....	Larry Carrière, Scott Mellanby
VP, Player Personnel & Director, Amateur Scouting.....	Trevor Timmins
Director, Player Development.....	Martin Lapointe
Director, Pro Scouting.....	Vaughn Karpan
Head Coach.....	Michel Therrien
Assistant Coaches.....	Clément Jodoin, Jean-Jacques Daigneault, Dan Lacroix
Goaltending Coach / Video Coach.....	Stéphane Waite / Mario Leblanc
Team Services.....	Claudine Crépin
Executive Director of Media Relations.....	Dominick Saillant
Communications Manager.....	François Marchand
Play-by-play TV/Radio.....	Pierre Houde (RDS), Félix Séguin (TVA Sports), Martin McGuire (Cogéco 98.5 FM), John Bartlett (Rogers Sportsnet), Dan Robertson (TSN Radio 690)
Color TV/Radio.....	Marc Denis (RDS), Patrick Lalime (TVA Sports), Dany Dubé (Cogéco 98.5 FM), Sergio Momesso (TSN Radio 690)
Radio/television flagships.....	RDS (Cable), TVA Sports (Cable), Cogéco (98.5 FM), TSN Radio (690 AM)
Arena (Capacity).....	Bell Centre (21,287)
Media Relations Phone.....	(514) 932-2582
Media Hotline.....	(514) 989-2835
Website.....	www.canadiens.com

EDMONTON OILERS VS. MONTREAL CANADIENS

YEARLY RECORD 1979-80 TO 2014-15

SEASON	AT EDMONTON										AT CANADIENS				
	GP	W	L	T	OTL	GF	GA	PTS	PCT.	W-L-T-OTL	GF	GA	PTS		
1979-80	4	1	3	0	—	15	19	2	.250	1-1-0-0	8	10	0-2-0-0	7	9
1980-81	4	2	2	0	—	14	13	4	.500	2-0-0-0	13	4	0-2-0-0	1	9
1981-82	3	0	1	2	—	9	12	2	.250	0-1-0-0	3	6	0-0-2-0	6	6
1982-83	3	2	1	0	—	14	9	4	.667	2-0-0-0	12	5	0-1-0-0	2	4
1983-84	3	2	1	0	—	11	5	4	.667	1-0-0-0	6	1	1-1-0-0	5	4
1984-85	3	1	2	0	—	8	10	2	.333	0-2-0-0	3	8	1-0-0-0	5	2
1985-86	3	3	0	0	—	14	9	6	1.000	1-0-0-0	3	2	2-0-0-0	11	7
1986-87	3	3	0	0	—	14	10	6	1.000	2-0-0-0	9	6	1-0-0-0	5	4
1987-88	3	0	3	0	—	6	13	0	.000	0-1-0-0	1	4	0-2-0-0	5	9
1988-89	3	1	2	0	—	10	11	2	.333	1-1-0-0	5	4	0-1-0-0	5	7
1989-90	3	1	1	1	—	13	10	3	.500	1-0-0-0	6	2	0-1-1-0	7	8
1990-91	3	1	2	0	—	5	8	2	.333	0-2-0-0	1	6	1-0-0-0	4	2
1991-92	3	1	2	0	—	3	5	2	.333	1-1-0-0	3	4	0-1-0-0	0	1
1992-93	2	0	2	0	—	6	10	0	.000	0-1-0-0	3	6	0-1-0-0	3	4
1993-94	2	1	1	0	—	7	6	2	.500	1-0-0-0	6	3	0-1-0-0	1	3
1994-95	DID NOT PLAY														
1995-96	2	1	1	0	—	7	9	2	.500	0-1-0-0	1	4	1-0-0-0	6	5
1996-97	2	0	2	0	—	6	8	0	.000	0-1-0-0	4	5	0-1-0-0	2	3
1997-98	2	0	1	1	—	6	8	1	.250	0-1-0-0	3	5	0-0-1-0	3	3
1998-99	3	1	2	0	—	6	8	2	.333	0-2-0-0	2	7	1-0-0-0	4	1
1999-00	2	2	0	0	0	7	5	4	1.000	1-0-0-0	2	1	1-0-0-0	5	4
2000-01	3	1	2	0	0	7	10	2	.333	1-1-0-0	5	5	0-1-0-0	2	5
2001-02	2	2	0	0	0	10	7	4	1.000	2-0-0-0	10	7	0-0-0-0	0	0

**EDMONTON OILERS VS. MONTREAL CANADIENS****YEARLY RECORD 1979-80 TO 2014-15**

SEASON	GP	W	L	T	OTL	GF	GA	PTS	PCT.	AT EDMONTON				AT CANADIENS			
										W-L-T-OTL	GF	GA		W-L-T-OTL	GF	GA	
2002-03	2	1	1	0	0	7	7	2	.500	1-0-0-0	5	4		0-1-0-0	2	3	
2003-04	2	1	1	0	0	7	6	2	.500	0-1-0-0	3	4		1-0-0-0	4	2	
2004-05	DID NOT PLAY																
2005-06	1	1	0	0	0	5	3	2	1.000	1-0-0-0	5	3		0-0-0-0	0	0	
2006-07	1	0	0	0	1	2	3	1	.500	0-0-0-0	0	0		0-0-0-1	2	3	
2007-08	DID NOT PLAY																
2008-09	2	1	0	0	1	10	6	3	.750	1-0-0-0	7	2		0-0-0-1	3	4	
2009-10	2	1	0	0	1	7	7	2	.750	1-0-0-0	3	2		0-0-0-1	4	5	
2010-11	2	2	0	0	0	8	4	4	1.000	1-0-0-0	4	1		1-0-0-0	4	3	
2011-12	2	1	1	0	0	6	6	2	.500	0-1-0	3	5		1-0-0	3	1	
2012-13	DID NOT PLAY																
2013-14	2	1	1	0	0	5	7	2	.500	0-1-0-0	1	4		1-0-0-0	4	3	
2014-15	2	2	0	0	0	7	3	4	1.00	1-0-0-0	3	0		1-0-0-0	4	3	
TOTALS	79	37	35	4	3	262	257	80	.513	23-19-0-0	143	130		14-16-4-3	119	127	

EDMONTON OILERS VS. MONTREAL CANADIENS**2014-15 RESULTS & STATISTICS**

AT EDMONTON	WINNING GOAL	AT MONTREAL	WINNING GOAL
27 Oct '14 MTL 0 @ EDM 3	Benoit Pouliot	12 Feb '15 EDM 4 @ MTL 3 (OT)	Anton Lander

OILERS	GP	G	A	P	+/-	PIM	PP	SH	CANADIENS	GP	G	A	P	+/-	PIM	PP	SH
Ryan Nugent-Hopkins	2	2	1	3	2	2	0	0	P.K. Subban	2	0	2	2	-3	4	0	0
Nail Yakupov	2	1	2	1	2	1	0	0	Alex Galchenyuk	2	1	0	1	-2	0	0	0
Benoit Pouliot	1	1	1	2	2	0	0	0	Max Pacioretty	2	1	0	1	-2	0	0	0
Oscar Klefbom	1	0	2	2	-1	0	0	0	Christian Thomas	1	1	0	1	1	0	0	0
Matt Hendricks	2	1	0	1	1	0	0	0	Andrei Markov	2	0	1	1	-2	2	0	0
Taylor Hall	1	1	0	1	1	0	0	0	Tomas Plekanec	2	0	1	1	-3	4	0	0
Anton Lander	1	1	0	1	0	0	0	0	Jacob De La Rose	1	0	1	1	0	0	0	0
Jordan Eberle	2	0	1	1	1	2	0	0	Nathan Beaulieu	2	0	0	0	0	0	0	0
Mark Fayne	2	0	1	1	2	2	0	0	David Desharnais	2	0	0	0	0	4	0	0
Andrew Ference	2	0	1	1	4	0	0	0	Lars Eller	2	0	0	0	-2	0	0	0
Jeff Petry	2	0	1	1	4	2	0	0	Alexei Emelin	2	0	0	0	0	2	0	0
Teddy Purcell	2	0	1	1	0	0	0	0	Brendan Gallagher	2	0	0	0	1	0	0	0
Mark Arcobello	1	0	1	1	2	0	0	0	Tom Gilbert	2	0	0	0	-3	0	0	0
Jesse Joensuu	1	0	1	1	1	2	0	0	Brandon Prust	2	0	0	0	-3	2	0	0
Boyd Gordon	2	0	0	0	1	0	0	0	Dale Weise	2	0	0	0	-1	0	0	0
Martin Marincin	2	0	0	0	1	4	0	0	Michael Bournival	1	0	0	0	1	0	0	0
Justin Schultz	2	0	0	0	-2	0	0	0	Rene Bourque	1	0	0	0	0	0	0	0
Leon Draisaitl	1	0	0	0	0	0	0	0	Sergei Gonchar	1	0	0	0	1	0	0	0
Luke Gazdic	1	0	0	0	0	0	0	0	Manny Malhotra	1	0	0	0	0	0	0	0
Ryan Hamilton	1	0	0	0	0	0	0	0	Travis Moen	1	0	0	0	0	0	0	0
Brad Hunt	1	0	0	0	0	0	0	0	Pierre-Alexandre Parenteau	1	0	0	0	-2	0	0	0
Rob Klinkhammer	1	0	0	0	1	0	0	0	Jiri Sekac	1	0	0	0	-1	0	0	0
Iiro Pakarinen	1	0	0	0	-1	0	0	0	Mike Weaver	1	0	0	0	-1	0	0	0
David Perron	1	0	0	0	1	0	0	0									
Derek Roy	1	0	0	0	0	0	0	0									

OILERS GOALTENDER	GP	MIN	W-L-OT	GA	SA	SV	GAA	SV%
Ben Scrivens	1	60	1-0-0	0	29	29	0.00	1.000
Viktor Fasth	1	61	1-0-0	3	26	23	2.96	.885

CANADIENS GOALTENDER	GP	MIN	W-L-OT	GA	SA	SV	GAA	SV%
Dustin Tokarski	2	121	0-1-1	6	56	50	2.98	.893

GOALS BY PERIOD	1	2	3	OT	TOTAL	SHOTS BY PERIOD	1	2	3	OT	TOTAL
Oilers	1	3	2	1	7	Oilers	18	14	22	3	57
Canadiens	1	1	1	0	3	Canadiens	19	18	17	1	55

POWERPLAY	PPG	ATT	PCT.	PENALTY KILLING	PK	TSH	PCT.
Oilers	0	9	0.0	Oilers	7	7	100.0
Canadiens	0	7	0.0	Canadiens	9	9	100.0



NASHVILLE PREDATORS
 Bridgestone Arena
 501 Broadway
 Nashville, TN 37203

2015-16 GAMES VS. NASHVILLE
 At Edmonton – January 23, March 14
 At Nashville – October 10

CLUB DIRECTORY

Owner.....	Predators Holdings LLC
Chairman and Governor.....	Thomas Cigarran
Pres. of Hockey Ops/G.M./Alt. Gov.....	David Poile
Chief Executive Officer/Alt. Gov.....	Jeff Cogen
President/COO/Alt. Gov.....	Sean Henry
Exec. V.P., General Counsel and Chief Financial Officer.....	Michelle Kennedy
Sr. V.P., Communications and P.R.....	Gerry Helper
Assistant General Manager.....	Paul Fenton
Director of Hockey Operations.....	Brian Poile
Hockey Operations Manager / Assistants.....	Brandon Walker/ Paul Cook, Matt Hamman
Head Coach.....	Peter Laviolette
Assistant Coaches.....	Phil Housley, Kevin McCarthy
Goaltending Coach.....	Ben Vanderklok
Video Coach / Coordinator/ Assistant.....	Lawrence Feloney / Jeremy Coupal, Mat Myers
Director of Player Development.....	Scott Nichol
Chief Amateur Scout.....	Jeff Kealty
Manager of Communications.....	Kevin Wilson
Communications Coordinator.....	Greg Ramirez
Interactive Media & Communications Coordinator.....	Brooks Bratten
Television Play-by-Play Announcer / Color.....	Pete Weber / Stu Grimson
Radio Play-by-Play Announcer / Color.....	Willy Daunic / Brent Peterson
Arena (Capacity).....	Bridgestone Arena (17,113)
Public Relations Phone.....	(615) 770-2300
Website.....	www.nashvillepredators.com

EDMONTON OILERS VS. NASHVILLE PREDATORS

YEARLY RECORD 1998-99 TO 2014-15

SEASON	GP	W	L	T	OTL	GF	GA	PTS	PCT.	AT EDMONTON		AT NASHVILLE		
										W-L-T-OTL	GF GA	W-L-T-OTL	GF GA	
1998-99	4	2	1	1	–	11	10	5	.625	2-0-0-0	7 4	0-1-1-0	4 6	
1999-00	5	2	2	0	1	14	14	5	.500	1-0-0-1	6 5	1-2-0-0	8 9	
2000-01	4	3	1	0	0	14	8	6	.750	1-1-0-0	6 5	2-0-0-0	8 3	
2001-02	4	1	2	1	0	10	12	3	.375	0-2-0-0	4 7	1-0-1-0	6 5	
2002-03	4	3	0	0	1	13	10	7	.875	1-0-0-1	5 5	2-0-0-0	8 5	
2003-04	4	1	2	1	0	11	12	3	.375	1-1-0-0	8 8	0-1-1-0	3 4	
2004-05	DID NOT PLAY													
2005-06	4	3	1	0	0	14	8	6	.750	2-0-0-0	7 4	1-1-0-0	7 4	
2006-07	4	0	4	0	0	8	16	0	.000	0-2-0-0	3 9	0-2-0-0	5 7	
2007-08	4	0	4	0	0	8	19	0	.000	0-2-0-0	2 9	0-2-0-0	6 10	
2008-09	4	1	2	0	1	12	13	3	.375	1-1-0-0	6 4	0-1-0-1	6 9	
2009-10	4	1	3	0	0	15	16	2	.250	0-2-0-0	6 11	1-1-0-0	9 5	
2010-11	4	2	1	0	1	9	7	5	.625	1-0-0-1	4 4	1-1-0-0	5 3	
2011-12	4	3	1	0	0	16	8	6	.750	1-1-0-0	4 3	2-0-0-0	12 5	
2012-13	3	1	2	0	0	5	11	2	.333	1-0-0-0	3 2	0-2-0-0	2 9	
2013-14	3	3	0	0	0	13	2	6	1.000	2-0-0-0	10 2	1-0-0-0	3 0	
2014-15	3	0	2	0	1	3	8	1	.166	0-1-0-0	1 4	0-1-0-1	2 4	
TOTALS	62	26	28	3	5	176	174	60	.484	14-13-0-3	82 86	12-15-3-2	94 88	

**EDMONTON OILERS VS. NASHVILLE PREDATORS****2014-15 RESULTS & STATISTICS****AT EDMONTON**

29 Oct '14 NSH 4 @ EDM 1

WINNING GOAL

Taylor Beck

AT NASHVILLE27 Nov '14 EDM 0 @ NSH 1 (OT)
11 Nov '14 EDM 2 @ NSH 3**WINNING GOAL**Filip Forsberg
Filip Forsberg

OILERS	GP	G	A	P	+/-	PIM	PP	SH	PREDATORS	GP	G	A	P	+/-	PIM	PP	SH
Jordan Eberle	3	0	2	2	-1	0	0	0	Filip Forsberg	3	2	1	3	4	0	0	0
Ryan Nugent-Hopkins	3	0	2	2	0	0	0	0	Craig Smith	3	2	1	3	2	0	0	0
Nail Yakupov	3	1	0	1	0	0	0	0	Mike Ribeiro	3	1	2	3	3	0	0	0
Taylor Hall	2	1	0	1	-2	2	0	0	Roman Josi	3	0	3	3	3	0	0	0
Benoit Pouliot	2	1	0	1	1	0	0	0	Shea Weber	3	1	1	2	2	2	0	0
Mark Arcobello	3	0	1	1	-1	4	0	0	Matt Cullen	2	1	1	2	2	2	0	0
David Perron	3	0	1	1	-1	12	0	0	Taylor Beck	3	1	0	1	-1	2	0	0
Leon Draisaitl	3	0	0	0	-1	0	0	0	Mattias Ekholm	3	0	1	1	0	2	0	0
Mark Fayne	3	0	0	0	-1	0	0	0	Seth Jones	3	0	1	1	3	6	0	0
Andrew Ference	3	0	0	0	-1	4	0	0	James Neal	3	0	1	1	3	0	0	0
Boyd Gordon	3	0	0	0	-2	0	0	0	Derek Roy	3	0	1	1	2	0	0	0
Matt Hendricks	3	0	0	0	-3	0	0	0	Colin Wilson	2	0	1	1	2	0	0	0
Jeff Petry	3	0	0	0	-4	0	0	0	Ryan Ellis	3	0	0	0	0	0	0	0
Teddy Purcell	3	0	0	0	-2	2	0	0	Paul Gaustad	3	0	0	0	-2	0	0	0
Keith Aulie	2	0	0	0	1	2	0	0	Olli Jokinen	3	0	0	0	1	0	0	0
Jesse Joensuu	2	0	0	0	-2	0	0	0	Eric Nystrom	3	0	0	0	-2	2	0	0
Nikita Nikitin	2	0	0	0	-3	2	0	0	Anton Volchenkov	3	0	0	0	2	0	0	0
Justin Schultz	2	0	0	0	0	0	0	0	Gabriel Bourque	2	0	0	0	0	2	0	0
Luke Gazdic	1	0	0	0	0	0	0	0	Calle Jarnkrok	2	0	0	0	0	0	0	0
Brad Hunt	1	0	0	0	-1	0	0	0	Mike Fisher	1	0	0	0	0	0	0	0
Oscar Klefbom	1	0	0	0	0	0	0	0									
Martin Marincin	1	0	0	0	-1	0	0	0									
Iiro Pakarinen	1	0	0	0	0	0	0	0									
Steven Pinizzotto	1	0	0	0	0	0	0	0									

OILERS GOALTENDERS	GP	MIN	W-L-OT	GA	SA	SV	GAA	SV%
Viktor Fasth	2	84	0-1-1	4	42	38	2.86	.905
Ben Scrivens	2	98	0-1-0	4	53	49	2.44	.925

PREDATORS GOALTENDER	GP	MIN	W-L-OT	GA	SA	SV	GAA	SV%
Pekka Rinne	3	184	3-0-0	3	87	84	0.98	.966

GOALS BY PERIOD	1	2	3	OT	TOTAL	SHOTS BY PERIOD	1	2	3	OT	TOTAL
Oilers	0	2	1	0	3	Oilers	23	32	29	3	87
Predators	3	2	2	1	8	Predators	35	28	31	1	95

POWERPLAY	PPG	ATT	PCT.	PENALTY KILLING	PK	TSH	PCT.
Oilers	0	8	0.0	Oilers	8	8	100.0
Predators	0	8	0.0	Predators	8	8	100.0



NEW JERSEY DEVILS

Prudential Center
25 Lafayette Street
Newark, NJ 07102

2015-16 GAMES VS. NEW JERSEY

At Edmonton – November 20
At New Jersey – February 9

CLUB DIRECTORY

Owner/Chairman/Governor.....	Joshua Harris
Owner/Vice Chairman/Alternate Governor.....	David Blitzer
CEO, NJ Devils & Prudential Center/Alt. Governor.....	Scott O'Neil
President of Business Operations.....	Hugh Weber
Executive Vice President/General Manager.....	Ray Shero
Sr. Vice President, Hockey Operations/ General Manager, Albany/Scout.....	Chris Lamoriello
Senior Vice President, Communications.....	Mike Levine
Vice President, Hockey Operations.....	Stephen Pellegrini
Head Coach.....	John Hynes
Assistant Coaches.....	Geoff Ward, Alain Nasreddine
Goaltending Coach.....	Chris Terreri
Hockey Operations Video Coordinator.....	Taran Singleton
Director, Amateur Scouting.....	Paul Castron
Director, Communications/Team Services.....	Pete Albietz
Assistant Director, Communications.....	Daniel Beam
Television Outlet.....	MSG Plus
Television Play-by-Play / Color.....	Steve Cangialosi / Ken Daneyko
Radio Outlet SportsRadio.....	66 AM & 101.9 FM WFAN
Radio Play-by-Play/ Color.....	Matt Loughlin / Sherry Ross
Arena (Capacity).....	Prudential Center (16,592)
Public Relations Phone.....	(973) 757-6100
Website.....	www.newjerseydevils.com

EDMONTON OILERS VS. NEW JERSEY DEVILS

YEARLY RECORD 1979-80 TO 2014-15

SEASON	GP	W	L	T	OTL	GF	GA	PTS	PCT.	AT EDMONTON			AT NEW JERSEY		
										W-L-T-OTL	GF	GA	W-L-T-OTL	GF	GA
1979-80*	4	2	2	0	—	15	13	4	.500	2-0-0-0	10	5	0-2-0-0	5	8
1980-81*	4	0	3	1	—	10	14	1	.125	0-1-1-0	6	7	0-2-0-0	4	7
1981-82*	8	5	2	1	—	41	32	11	.688	3-1-0-0	23	16	2-1-1-0	18	16
1982-83	3	3	0	0	—	19	8	6	1.000	1-0-0-0	10	4	2-0-0-0	9	4
1983-84	3	2	0	1	—	21	11	5	.833	1-0-1-0	16	7	1-0-0-0	5	4
1984-85	3	2	1	0	—	9	9	4	.667	1-0-0-0	4	2	1-1-0-0	5	7
1985-86	3	3	0	0	—	16	12	6	1.000	2-0-0-0	10	8	1-0-0-0	6	4
1986-87	3	2	1	0	—	16	14	4	.667	1-0-0-0	7	4	1-1-0-0	9	10
1987-88	3	1	2	0	—	20	19	2	.333	1-1-0-0	15	13	0-1-0-0	5	6
1988-89	3	1	2	0	—	5	7	2	.333	0-1-0-0	2	4	1-1-0-0	3	3
1989-90	2	0	1	2	—	9	12	2	.333	0-1-1-0	7	10	0-0-1-0	2	2
1990-91	3	2	1	0	—	11	9	4	.667	0-1-0-0	2	5	2-0-0-0	9	4
1991-92	3	1	1	1	—	8	8	3	.500	0-1-1-0	3	5	1-0-0-0	5	3
1992-93	2	1	1	0	—	7	9	2	.500	1-0-0-0	6	4	0-1-0-0	1	5
1993-94	2	0	1	1	—	5	8	1	.250	0-0-1-0	3	3	0-1-0-0	2	5
1994-95	DID NOT PLAY														
1995-96	2	2	0	0	—	5	2	4	1.000	1-0-0-0	2	1	1-0-0-0	3	1
1996-97	2	0	2	0	—	3	9	0	.000	0-1-0-0	2	3	0-1-0-0	1	6
1997-98	2	0	1	1	—	3	5	1	.250	0-0-1-0	1	1	0-1-0-0	2	4
1998-99	2	1	1	0	—	5	6	2	.500	0-1-0-0	1	4	1-0-0-0	4	2
1999-00	1	1	0	0	0	3	1	2	1.000	0-0-0-0	0	0	1-0-0-0	3	1
2000-01	1	0	0	0	1	5	6	1	.500	0-0-0-1	5	6	0-0-0-0	0	0
2001-02	2	0	1	1	0	4	5	1	.250	0-1-0-0	1	2	0-0-1-0	3	3
2002-03	1	1	0	0	0	6	3	2	1.000	0-0-0-0	0	0	1-0-0-0	6	3
2003-04	1	0	0	0	1	2	3	1	.500	0-0-0-0	0	0	0-0-0-1	2	3
2004-05	DID NOT PLAY														



VS NEW JERSEY DEVILS

EDMONTON OILERS VS. NEW JERSEY DEVILS

YEARLY RECORD 1979-80 TO 2014-15

SEASON	GP	W	L	T	OTL	AT EDMONTON				AT NEW JERSEY					
						GF	GA	PTS	PCT.	W-L-T-OTL	GF	GA	W-L-T-OTL	GF	GA
2005-06	1	0	0	0	1	1	2	1	.500	0-0-0-0	0	0	0-0-0-1	1	2
2006-07	DID NOT PLAY														
2007-08	1	0	1	0	0	1	3	0	.000	0-1-0-0	1	3	0-0-0-0	0	0
2008-09	1	1	0	0	0	2	1	2	1.000	0-0-0-0	0	0	1-0-0-0	2	1
2009-10	1	1	0	0	0	2	0	2	1.000	1-0-0-0	2	0	0-0-0-0	0	0
2010-11	1	0	1	0	1	3	4	1	.500	0-0-0-0	0	0	0-0-0-1	3	4
2011-12	1	0	0	0	1	1	2	1	.500	0-0-0-1	1	2	0-0-0-0	-	-
2012-13	DID NOT PLAY														
2013-14	2	1	0	0	1	6	6	3	.750	1-0-0-0	5	4	0-0-0-1	1	2
2014-15	2	1	1	0	0	2	3	2	.500	0-1-0-0	0	2	1-0-0-0	2	1
TOTALS	74	34	26	9	6	267	245	83	.561	16-12-6-2	145	125	18-13-3-4	121	121
NJ DEVILS	58	27	19	7	6	200	187	67	.578	11-10-5-2	106	97	16-8-2-4	94	90
COLORADO	16	7	7	2	0	66	59	16	.500	5-2-1-0	39	28	2-5-1-0	27	31

* Franchise in Denver from 1979-80 to 1981-82. Moved to New Jersey for 1982-83 season.

EDMONTON OILERS VS. NEW JERSEY DEVILS

2014-15 RESULTS & STATISTICS

AT EDMONTON		WINNING GOAL	AT NEW JERSEY		WINNING GOAL
21 Nov '14	NJD 2 @ EDM 0	Adam Henrique	09 Feb '15	EDM 2 @ NJD 1	Nail Yakupov

OILERS	GP	G	A	P	+/-	PIM	PP	SH	DEVILS	GP	G	A	P	+/-	PIM	PP	SH
Jordan Eberle	2	0	2	2	0	0	0	0	Eric Gelinas	1	0	2	2	2	2	0	0
Nail Yakupov	2	1	0	1	-2	0	1	0	Patrik Elias	2	1	0	1	1	0	0	0
Oscar Klefbom	1	1	0	1	1	0	0	0	Adam Henrique	2	1	0	1	0	0	0	0
Jeff Petry	2	0	1	1	-1	0	0	0	Tuomo Ruutu	2	1	0	1	1	0	0	0
Teddy Purcell	2	0	1	1	1	2	0	0	Steve Bernier	2	0	1	1	0	0	0	0
Mark Fayne	2	0	0	0	0	0	0	0	Martin Havlat	2	0	1	1	1	0	0	0
Andrew Ference	2	0	0	0	-3	2	0	0	Travis Zajac	2	0	1	1	1	0	0	0
Boyd Gordon	2	0	0	0	0	0	0	0	Mike Cammalleri	2	0	0	0	0	0	0	0
Matt Hendricks	2	0	0	0	0	0	0	0	Andy Greene	2	0	0	0	0	0	0	0
Martin Marincin	2	0	0	0	0	0	0	0	Jaromir Jagr	2	0	0	0	0	0	0	0
Ryan Nugent-Hopkins	2	0	0	0	1	0	0	0	Jacob Josefson	2	0	0	0	1	0	0	0
Justin Schultz	2	0	0	0	-1	0	0	0	Adam Larsson	2	0	0	0	-1	4	0	0
Mark Arcobello	1	0	0	0	-1	0	0	0	Marek Zidlicky	2	0	0	0	3	6	0	0
Leon Draisaitl	1	0	0	0	-1	0	0	0	Dainius Zubrus	2	0	0	0	0	2	0	0
Matt Fraser	1	0	0	0	-1	0	0	0	Mark Fraser	1	0	0	0	0	0	0	0
Luke Gazdic	1	0	0	0	0	0	0	0	Stephen Gionta	1	0	0	0	1	0	0	0
Taylor Hall	1	0	0	0	-1	0	0	0	Scott Gomez	1	0	0	0	-1	0	0	0
Rob Klunkhammer	1	0	0	0	0	0	0	0	Peter Harrold	1	0	0	0	0	0	0	0
Anton Lander	1	0	0	0	0	0	0	0	Seth Helgeson	1	0	0	0	0	0	0	0
Nikita Nikitin	1	0	0	0	0	0	0	0	Jon Merrill	1	0	0	0	0	0	0	0
Iiro Pakarinen	1	0	0	0	0	2	0	0	Michael Ryder	1	0	0	0	1	2	0	0
David Perron	1	0	0	0	-1	0	0	0	Damon Severson	1	0	0	0	0	0	0	0
Steven Pinizzotto	1	0	0	0	0	0	0	0	Jordin Tootoo	1	0	0	0	0	0	0	0
Benoit Pouliot	1	0	0	0	0	0	0	0									
Derek Roy	1	0	0	0	-1	0	0	0									

OILERS GOALTENDERS	GP	MIN	W-L-OT	GA	SA	SV	GAA	SV%
Ben Scrivens	1	60	1-0-0	1	14	13	1.00	.929
Viktor Fasth	1	56	0-1-0	2	26	24	2.13	.923
DEVILS GOALTENDERS	GP	MIN	W-L-OT	GA	SA	SV	GAA	SV%
Cory Schneider	2	118	1-1-0	2	53	51	1.01	.962

GOALS BY PERIOD	1	2	3	OT	TOTAL	SHOTS BY PERIOD	1	2	3	OT	TOTAL
Oilers	1	1	0	0	2	Oilers	12	20	21	0	53
Devils	1	2	0	0	3	Devils	10	22	8	0	40
POWERPLAY	PPG	ATT	PCT.	PENALTY KILLING	PK	TSH	PCT.				
Oilers	1	7	14.3	Oilers	3	3	100.0				
Devils	0	3	0.0	Devils	6	7	85.7				



NEW YORK ISLANDERS

Nassau Veterans' Memorial Coliseum
 Executive Office: 1255 Hempstead Turnpike
 Uniondale, NY 11553

2015-16 GAMES VS.

NY ISLANDERS
 At Edmonton – February 28
 At NY Islanders – February 7

CLUB DIRECTORY

Owner and Governor.....	Charles B. Wang
G.M., Alternate Governor & President.....	Garth Snow
Alternate Governors.....	Art McCarthy, Roy Reichbach, Scott Malkin, Jon Ledesky
Sr. Vice President & Alternate Governor.....	Michael Picker
Sr. Vice President of Marketing and Sales.....	Paul Lancey
Barclays Center CEO.....	Brett Yormark
Barclays Center COO.....	Fred Mangione
Assistant G.M. & Assistant Coach.....	Doug Weight
Manager, Hockey Administration.....	Joanne Holewa
Director of Pro Scouting.....	Ken Morrow
Assistant to the General Manager.....	Kerry Gwydir
Head Coach.....	Jack Capuano
Assistant Coaches.....	Greg Cronin, Bob Corkum, Matt Bertani
Goalie Coach.....	Mike Dunham
Head Amateur Scout.....	Velli-Pekka Kautonen
Director of Player Development.....	Eric Cairns
Director of Communications.....	Kimber Auerbach
Communications Manager.....	Jesse Eisenberg
Communications Coordinator.....	Greg Picker
Radio Producer and Broadcaster.....	Chris King
Arena (Capacity).....	Barclay's Center (15,795)
Public Relations Phone.....	(516) 501-6700
Website.....	www.newyorkislanders.com

EDMONTON OILERS VS. NEW YORK ISLANDERS

YEARLY RECORD 1979-80 TO 2014-15

SEASON	GP	W	L	T	OTL	GF	GA	PTS	PCT.	AT EDMONTON			AT NY ISLANDERS		
										W-L-T-OTL	GF	GA	W-L-T-OTL	GF	GA
1979-80	4	2	1	1	-	19	17	5	.675	2-0-0-0	12	8	0-1-1-0	7	9
1980-81	4	0	2	2	-	15	21	2	.250	0-2-0-0	2	8	0-0-2-0	13	13
1981-82	3	1	1	1	-	12	12	3	.500	1-0-0-0	4	3	0-1-1-0	8	9
1982-83	3	0	3	0	-	8	14	0	.000	0-2-0-0	6	10	0-1-0-0	2	4
1983-84	3	0	3	0	-	10	17	0	.000	0-1-0-0	2	4	0-2-0-0	8	13
1984-85	3	2	0	1	-	16	12	5	.833	1-0-1-0	9	7	1-0-0-0	7	5
1985-86	3	1	0	2	-	14	12	4	.667	1-0-0-0	6	4	0-0-2-0	8	8
1986-87	3	2	0	1	-	13	6	5	.833	1-0-1-0	10	4	1-0-0-0	3	2
1987-88	3	1	2	0	-	11	9	2	.333	1-0-0-0	5	1	0-2-0-0	6	8
1988-89	3	2	1	0	-	11	8	4	.667	2-0-0-0	8	3	0-1-0-0	3	5
1989-90	2	1	0	2	-	15	10	4	.667	0-0-1-0	5	5	1-0-1-0	10	5
1990-91	3	3	0	0	-	11	3	6	1.000	2-0-0-0	5	2	1-0-0-0	6	1
1991-92	3	3	0	0	-	13	7	6	1.000	2-0-0-0	9	5	1-0-0-0	4	2
1992-93	3	0	2	1	-	8	16	1	.167	0-0-1-0	5	5	0-2-0-0	3	11
1993-94	2	1	0	1	-	9	5	3	.750	1-0-0-0	5	1	0-0-1-0	4	4
1994-95	DID NOT PLAY														
1995-96	2	1	1	0	-	4	3	2	.500	1-0-0-0	4	1	0-1-0-0	0	2
1996-97	2	1	1	0	-	2	8	2	.500	0-1-0-0	1	0	0-1-0-0	1	8
1997-98	2	0	1	1	-	5	7	1	.250	0-1-0-0	1	3	0-0-1-0	4	4
1998-99	1	1	0	0	-	4	2	2	1.000	0-0-0-0	0	0	1-0-0-0	4	2
1999-00	2	1	0	1	0	8	6	3	.750	0-0-1-0	4	4	1-0-0-0	4	2
2000-01	1	0	1	0	0	2	4	0	.000	0-1-0-0	2	4	0-0-0-0	0	0
2001-02	1	0	1	0	0	1	4	0	.000	0-0-0-0	0	0	0-1-0-0	1	4
2002-03	2	0	2	0	0	4	9	0	.000	0-1-0-0	2	5	0-1-0-0	2	4

**EDMONTON OILERS VS. NEW YORK ISLANDERS****YEARLY RECORD 1979-80 TO 2014-15**

SEASON	GP	W	L	T	OTL	GF	GA	PTS	PCT.	AT EDMONTON			AT NY ISLANDERS		
										W-L-T-OTL	GF	GA	W-L-T-OTL	GF	GA
2003-04	1	0	1	0	0	2	3	0	.000	0-0-0-0	0	0	0-1-0-0	2	3
2004-05	DID NOT PLAY														
2005-06	1	0	0	0	1	2	3	1	.500	0-0-0-0	0	0	0-0-0-1	2	3
2006-07	DID NOT PLAY														
2007-08	1	1	0	0	0	4	0	2	1.000	1-0-0-0	4	0	0-0-0-0	0	0
2008-09	1	1	0	0	0	3	2	2	1.000	1-0-0-0	3	2	0-0-0-0	0	0
2009-10	1	0	1	0	0	1	3	0	.000	0-0-0-0	0	0	0-1-0-0	1	3
2010-11	1	1	0	0	0	2	1	2	1.000	1-0-0-0	2	1	0-0-0-0	0	0
2011-12	1	0	1	0	0	1	4	0	.000	0-0-0-0	0	0	0-1-0-0	1	4
2012-13	DID NOT PLAY														
2013-14	2	1	1	0	0	5	5	2	.500	1-0-0-0	3	2	0-1-0-0	2	3
2014-15	2	1	1	0	0	7	5	2	.500	1-0-0-0	5	2	0-1-0-0	2	3
TOTALS	70	28	27	14	1	242	238	71	.221	21-8-5-0	124	94	7-19-9-1	118	144

EDMONTON OILERS VS. NEW YORK ISLANDERS**2014-15 RESULTS & STATISTICS**

AT EDMONTON		WINNING GOAL	AT NEW YORK ISLANDERS		WINNING GOAL
04 Jan '15	NYI 2 @ EDM 5	Derek Roy	10 Feb '15	EDM 2 @ NYI 3	Casey Cizikas

OILERS	GP	G	A	P	+/-	PIM	PP	SH	NY ISLANDERS	GP	G	A	P	+/-	PIM	PP	SH
Matt Hendricks	2	2	0	2	1	4	0	0	Johnny Boychuk	2	1	1	2	-2	0	1	0
Jordan Eberle	2	1	1	2	0	0	0	0	Colin McDonald	1	1	1	2	2	0	0	0
Anton Lander	2	1	1	2	1	0	1	0	Thomas Hickey	2	0	2	2	-1	0	0	0
Derek Roy	2	1	0	1	0	2	0	0	John Tavares	2	0	2	2	-2	0	0	0
Matt Fraser	1	1	0	1	1	0	0	0	Josh Bailey	2	1	0	1	-1	4	0	0
Ryan Hamilton	1	1	0	1	-1	0	1	0	Casey Cizikas	2	1	0	1	1	2	0	0
Ryan Ference	2	0	1	1	3	4	0	0	Brock Nelson	2	1	0	1	-1	0	1	0
Andrew Ference	2	0	1	1	3	4	0	0	Travis Hamonic	2	0	1	1	1	0	0	0
Rob Klinkhammer	2	0	1	1	1	0	0	0	Nick Leddy	2	0	1	1	-1	0	0	0
Ryan Nugent-Hopkins	2	0	1	1	0	0	0	0	Anders Lee	2	0	1	1	0	4	0	0
Nail Yakupov	2	0	1	1	0	2	0	0	Matt Martin	2	0	1	1	1	0	0	0
Taylor Hall	1	0	1	1	1	2	0	0	Mikhail Grabovski	2	0	0	0	0	0	0	0
Nikita Nikitin	1	0	1	1	1	0	0	0	Nikolay Kulemin	2	0	0	0	0	0	0	0
Iiro Pakarinen	1	0	1	1	0	0	0	0	Frans Nielsen	2	0	0	0	-2	0	0	0
Mark Fayne	2	0	0	0	-2	0	0	0	Ryan Strome	2	0	0	0	-2	0	0	0
Boyd Gordon	2	0	0	0	1	0	0	0	Lubomir Visnovsky	2	0	0	0	-1	0	0	0
Oscar Klefbom	2	0	0	0	0	0	0	0	Cal Clutterbuck	1	0	0	0	-1	0	0	0
Jeff Petry	2	0	0	0	3	0	0	0	Calvin de Haan	1	0	0	0	0	0	0	0
Teddy Purcell	2	0	0	0	0	0	0	0	Kyle Okposo	1	0	0	0	-3	0	0	0
Justin Schultz	2	0	0	0	1	0	0	0	Brian Strait	1	0	0	0	1	2	0	0
Luke Gazdic	1	0	0	0	0	0	0	0	Harry Zolnierczyk	1	0	0	0	0	0	0	0
Martin Marincin	1	0	0	0	-2	0	0	0									
Benoit Pouliot	1	0	0	0	1	0	0	0									

OILERS GOALTENDERS	GP	MIN	W-L-OT	GA	SA	SV	GAA	SV%
Ben Scrivens	1	60	1-0-0	2	33	31	2.00	.939
Viktor Fasth	1	59	0-1-0	3	28	25	3.05	.893
ISLANDERS GOALTENDER	GP	MIN	W-L-OT	GA	SA	SV	GAA	SV%
Jaroslav Halak	2	119	1-1-0	6	58	52	3.02	.897

GOALS BY PERIOD	1	2	3	OT	TOTAL	SHOTS BY PERIOD	1	2	3	OT	TOTAL
Oilers	2	2	3	0	7	Oilers	13	27	19	0	59
Islanders	1	2	2	0	5	Islanders	21	21	19	0	61
POWERPLAY	PPG	ATT	PCT.	PENALTY KILLING	PK	TSH	PCT.				
Oilers	2	5	40.0	Oilers	4	6	66.7				
Islanders	2	6	33.3	Islanders	3	5	60.0				



NEW YORK RANGERS
 Madison Square Garden
 Two Pennsylvania Plaza, 14th Floor
 New York, NY 10121

**2015-16 GAMES VS.
 NY RANGERS**
 At Edmonton – December 11
 At NY Rangers – December 15

CLUB DIRECTORY

Exec. Chairman, The Madison Square Garden Company.....	James L. Dolan
President & Chief Executive Officer, The Madison Square Garden Company.....	Doc O'Connor
President.....	Glen Sather
Sr. V.P., Public Relations & Player Recruitment.....	John Rosasco
General Manager.....	Jeff Gorton
Sr. V.P., Asst. G.M., & G.M., Hartford Wolf Pack.....	Jim Schoenfeld
Head Coach.....	Alain Vigneault
Associate Coach.....	Scott Arniel
Assistant Coaches.....	Ulf Samuelsson, Darryl Williams
Assistant Coach & Goaltending Coach.....	Benoit Allaire
Video Coach.....	Jerry Dineen
Director, Player Care & Development/Analytics and Hockey Technology.....	Jim Sullivan
Director, Player Personnel.....	Gordie Clark
Assistant Director, Player Personnel.....	Steve Greeley
Director of Professional Scouting.....	Kevin Maxwell
Senior Advisor to the President & General Manager.....	Mike Barnett
Hockey Consultant.....	Doug Risebrough
Hockey & Business Operations.....	Adam Graves
Managers, Scouting / Hockey Admin.....	Victor Saljanin / Katie Condon
Vice President, Communications, MSG Sports.....	Ryan Watson
Director, Public Relations.....	Ryan Nissan
Manager / Coordinator, Public Relations.....	Lindsay Hayes / Michael Rappaport
Television / Radio Network.....	MSG Network / MSG Radio
Arena (Capacity).....	Madison Square Garden (18,006)
Public Relations Phone.....	(212) 465-6486
Website.....	www.newyorkrangers.com

EDMONTON OILERS VS. NEW YORK RANGERS

YEARLY RECORD 1979-80 TO 2014-15

SEASON	GP	W	L	T	OTL	GF	GA	PTS	PCT.	AT EDMONTON			AT NY RANGERS			
										W-L-T-OTL	GF	GA	W-L-T-OTL	GF	GA	
1979-80	4	1	3	0	-	9	22	2	.250	1-1-0-0	6	8	0-2-0-0	3	14	
1980-81	4	1	2	1	-	14	19	3	.375	0-2-0-0	5	12	1-0-1-0	9	7	
1981-82	3	3	0	0	-	18	10	6	1.000	1-0-0-0	8	3	2-0-0-0	10	6	
1982-83	3	3	0	0	-	15	4	6	1.000	2-0-0-0	8	2	1-0-0-0	7	2	
1983-84	3	2	1	0	-	16	11	4	.667	0-1-0-0	2	3	2-0-0-0	14	8	
1984-85	3	1	1	1	-	15	12	3	.500	1-0-1-0	8	4	0-1-0-0	7	8	
1985-86	3	1	2	0	-	9	11	2	.333	0-1-0-0	4	5	1-1-0-0	5	6	
1986-87	3	3	0	0	-	20	14	6	1.000	2-0-0-0	12	8	1-0-0-0	8	6	
1987-88	3	2	1	0	-	15	14	4	.667	1-0-0-0	7	2	1-1-0-0	8	12	
1988-89	3	2	1	0	-	15	10	4	.667	1-1-0-0	12	9	1-0-0-0	3	1	
1989-90	3	0	2	1	-	8	12	1	.167	0-1-0-0	3	4	0-1-1-0	5	8	
1990-91	3	1	1	1	-	9	9	3	.500	1-1-0-0	7	7	0-0-1-0	2	2	
1991-92	2	1	1	0	-	5	6	2	.500	0-1-0-0	1	3	1-0-0-0	4	3	
1992-93	2	1	1	0	-	4	4	2	.500	0-1-0-0	0	1	1-0-0-0	4	3	
1993-94	2	0	1	1	-	4	6	1	.250	0-1-0-0	3	5	0-0-1-0	1	1	
1994-95	DID NOT PLAY															
1995-96	2	1	1	0	-	7	9	2	.500	0-1-0-0	3	8	1-0-0-0	4	1	
1996-97	2	1	0	1	-	7	6	3	.750	1-0-0-0	3	2	0-0-1-0	4	4	
1997-98	2	0	0	2	-	5	5	2	.500	0-0-1-0	3	3	0-0-1-0	2	2	
1998-99	2	0	2	0	-	3	5	0	.000	0-1-0-0	1	2	0-1-0-0	2	3	
1999-00	2	0	0	1	1	2	3	2	.500	0-0-1-0	1	1	0-0-0-1	1	2	
2000-01	1	0	1	0	0	3	4	0	.000	0-0-0-0	0	0	0-1-0-0	3	4	
2001-02	1	1	0	0	0	4	1	2	1.000	1-0-0-0	4	1	0-0-0-0	0	0	

**EDMONTON OILERS VS. NEW YORK RANGERS****YEARLY RECORD 1979-80 TO 2014-15**

SEASON	GP					GF			PCT.	AT EDMONTON			AT NY RANGERS		
	W	L	T	OTL	GA	PTS	W-L-T-OTL	GF		GA	W-L-T-OTL	GF	GA		
2002-03	1	0	1	0	0	2	5	0	.000	0-0-0-0	0	0	0-1-0-0	2	5
2003-04	1	1	0	0	0	5	4	2	1.000	0-0-0-0	0	0	1-0-0-0	5	4
2004-05	DID NOT PLAY														
2005-06	1	0	0	0	1	4	5	1	.500	0-0-0-0	0	0	0-0-0-1	4	5
2006-07	DID NOT PLAY														
2007-08	1	1	0	0	0	3	2	2	1.000	1-0-0-0	3	2	0-0-0-0	0	0
2008-09	1	1	0	0	0	2	2	2	1.000	0-0-0-0	0	0	1-0-0-0	2	2
2009-10	1	0	1	0	0	2	4	0	.000	0-1-0-0	2	4	0-0-0-0	0	0
2010-11	1	0	1	0	0	2	8	0	.000	0-0-0-0	0	0	0-1-0-0	2	8
2011-12	1	1	0	0	0	2	0	2	1.000	1-0-0-0	2	0	0-0-0-0	0	0
2012-13	DID NOT PLAY														
2013-14	2	1	1	0	0	2	6	2	.500	0-1-0-0	0	5	1-0-0-0	2	1
2014-15	2	1	1	0	0	3	3	2	.500	0-1-0-0	0	2	1-0-0-0	3	1
TOTALS	68	31	26	9	2	234	236	73	.537	14-16-3-0	108	107	17-10-6-2	126	129

EDMONTON OILERS VS. NEW YORK RANGERS**2014-15 RESULTS & STATISTICS**

AT EDMONTON	WINNING GOAL	AT NEW YORK RANGERS	WINNING GOAL
14 Dec '14 NYR 2 @ EDM 0	Dan Girardi	09 Nov '14 EDM 3 @ NYR 1	Benoit Pouliot

OILERS	GP	G	A	P	+/-	PIM	PP	SH	NY RANGERS	GP	G	A	P	+/-	PIM	PP	SH
Ryan Nugent-Hopkins	2	1	1	2	1	2	0	0	Carl Hagelin	2	2	0	2	2	0	0	0
Benoit Pouliot	1	1	1	2	2	0	0	0	Dan Girardi	2	1	0	1	1	0	0	0
Teddy Purcell	2	1	0	1	0	0	0	0	Kevin Hayes	2	0	1	1	1	0	0	0
Jordan Eberle	2	0	1	1	1	2	0	0	Dominic Moore	2	0	1	1	1	0	0	0
Matt Hendricks	2	0	1	1	0	0	0	0	Rick Nash	2	0	1	1	-1	0	0	0
Mark Arcobello	2	0	0	0	-1	0	0	0	Lee Stempniak	2	0	1	1	1	0	0	0
Keith Aulie	2	0	0	0	0	0	0	0	Mats Zuccarello	2	0	1	1	0	2	0	0
Leon Draisaitl	2	0	0	0	0	0	0	0	Tanner Glass	2	0	0	0	0	0	0	0
Mark Fayne	2	0	0	0	0	0	0	0	Kevin Klein	2	0	0	0	-2	0	0	0
Andrew Ference	2	0	0	0	3	0	0	0	Chris Kreider	2	0	0	0	-1	4	0	0
David Perron	2	0	0	0	-2	0	0	0	Martin St. Louis	2	0	0	0	-2	0	0	0
Jeff Petry	2	0	0	0	-1	0	0	0	Marc Staal	2	0	0	0	-2	2	0	0
Justin Schultz	2	0	0	0	1	0	0	0	Derek Stepan	2	0	0	0	-2	0	0	0
Nail Yakupov	2	0	0	0	0	0	0	0	Conor Allen	1	0	0	0	1	0	0	0
Brandon Davidson	1	0	0	0	-1	0	0	0	Dan Boyle	1	0	0	0	0	0	0	0
Luke Gazdic	1	0	0	0	0	0	0	0	Derick Brassard	1	0	0	0	-2	0	0	0
Boyd Gordon	1	0	0	0	0	0	0	0	Anthony Duclair	1	0	0	0	0	0	0	0
Taylor Hall	1	0	0	0	-1	0	0	0	Jesper Fast	1	0	0	0	0	2	0	0
Jesse Joensuu	1	0	0	0	-1	0	0	0	Matt Hunwick	1	0	0	0	0	0	0	0
Nikita Nikitin	1	0	0	0	-1	0	0	0	Michael Kostka	1	0	0	0	1	0	0	0
Iiro Pakarinen	1	0	0	0	0	0	0	0	Ryan McDonagh	1	0	0	0	2	0	0	0
Steven Pinizzotto	1	0	0	0	0	0	0	0	J.T. Miller	1	0	0	0	1	0	0	0
Tyler Pitlick	1	0	0	0	-1	0	0	0	John Moore	1	0	0	0	0	0	0	0

OILERS GOALTENDER	GP	MIN	W-L-OT	GA	SA	SV	GAA	SV%
Viktor Fasth	1	60	1-0-0	1	21	20	1.00	.952
Ben Scrivens	1	59	0-1-0	1	21	20	1.03	.952
RANGERS GOALTENDER	GP	MIN	W-L-OT	GA	SA	SV	GAA	SV%
Henrik Lundqvist	2	119	1-1-0	2	48	46	1.01	.958

GOALS BY PERIOD	1	2	3	OT	TOTAL	SHOTS BY PERIOD	1	2	3	OT	TOTAL
Oilers	1	1	1	0	3	Oilers	16	18	15	0	49
Rangers	2	0	1	0	3	Rangers	15	14	14	0	43
POWERPLAY	PPG	ATT	PCT.	PENALTY KILLING	PK	TSH	PCT.				
Oilers	0	5	0.0	Oilers	0	2	0.0				
Rangers	0	2	0.0	Rangers	5	5	100.0				



OTTAWA SENATORS
 Canadian Tire Centre
 1000 Palladium Drive
 Ottawa, ON K2V 1A5

2015-16 GAMES VS. OTTAWA
 At Edmonton – February 23
 At Ottawa – February 4

CLUB DIRECTORY

Owner, Governor and Chairman.....	Eugene Melnyk
President and Alternate Governor.....	Cyril Leeder
Chief Financial Officer.....	Ken Taylor
Chief Marketing Officer and V.P. of Ticketing.....	Peter O'Leary
Exec. V.P., G.M., President of Hockey Ops. and Alt. Gov.....	Bryan Murray
Assistant General Manager.....	Pierre Dorion
Assistant General Manager.....	Randy Lee
Manager of Hockey Administration.....	Allison Vaughan
Manager, Team Services.....	Jordan Silmser
Head Coach.....	Dave Cameron
Assistant Coaches.....	Jason Smith, André Tourigny
Goaltending Coach.....	Rick Wamsley
Video Coach.....	Tim Pattysyn
Chief Amateur Scout.....	Bob Lowes
Chief Professional Scout.....	Jim Clark
Senior Director, Communications.....	Brian Morris
Manager, Communications.....	Chris Moore
Coordinator, Communications.....	Amanda Nigh
Radio.....	TSN 1200 (English), 94.5 FM (French)
Television.....	TSN and RDS
Arena (Capacity).....	Canadian Tire Centre (18,694)
Media Relations Phone.....	(613) 599-0250
Website.....	www.ottawasenators.com

EDMONTON OILERS VS. OTTAWA SENATORS

YEARLY RECORD 1992-93 TO 2014-15

SEASON	GP					AT EDMONTON				AT OTTAWA				
	W	L	T	OTL	GF	GA	PTS	PCT.	W-L-T-OTL	GF	GA	W-L-T-OTL	GF	GA
1992-93	2	1	1	0	7	5	2	.500	1-0-0-0	5	2	0-1-0-0	2	3
1993-94	2	0	2	0	8	11	0	.000	0-1-0-0	5	7	0-1-0-0	3	4
1994-95	DID NOT PLAY													
1995-96	2	2	0	0	6	3	4	1.000	1-0-0-0	3	1	1-0-0-0	3	2
1996-97	2	2	0	0	9	2	4	1.000	1-0-0-0	5	2	1-0-0-0	4	0
1997-98	2	2	0	0	6	2	4	1.000	1-0-0-0	5	2	1-0-0-0	1	0
1998-99	2	0	0	2	3	3	2	.500	0-0-1-0	2	2	0-0-1-0	1	1
1999-00	2	1	0	1	7	5	3	.750	1-0-1-0	7	5	0-0-0-0	0	0
2000-01	2	2	0	0	9	4	4	1.000	1-0-0-0	4	1	1-0-0-0	5	3
2001-02	1	1	0	0	4	1	2	1.000	0-0-0-0	0	0	1-0-0-0	4	1
2002-03	2	0	2	0	0	4	0	.000	0-1-0-0	0	2	0-1-0-0	0	2
2003-04	2	1	0	1	6	4	3	.750	1-0-0-0	3	1	0-0-1-0	3	3
2004-05	DID NOT PLAY													
2005-06	1	0	1	0	3	5	0	.000	0-1-0-0	3	5	0-0-0-0	0	0
2006-07	1	0	0	0	3	4	1	.500	0-0-0-0	0	0	0-0-0-1	3	4
2007-08	DID NOT PLAY													
2008-09	2	0	2	0	4	7	0	.000	0-1-0-0	2	3	0-1-0-0	2	4
2009-10	2	0	1	0	1	4	8	.250	0-1-0-0	1	4	0-0-0-1	3	4
2010-11	2	1	0	0	7	6	2	.500	0-1-0-0	3	5	1-0-0-0	4	1
2011-12	2	1	1	0	6	8	2	.500	0-1-0-0	2	5	1-0-0-0	4	3
2012-13	DID NOT PLAY													
2013-14	2	2	0	0	6	3	4	1.000	1-0-0-0	3	2	1-0-0-0	3	1
2014-15	2	0	1	0	5	11	1	.000	0-0-0-1	3	4	0-1-0-0	2	7
TOTALS	35	16	11	4	3	99	90	.557	8-7-2-1	56	53	8-5-2-2	47	43

**EDMONTON OILERS VS. OTTAWA SENATORS****2014-15 RESULTS & STATISTICS****AT EDMONTON**

13 Nov '14 OTT 4 @ EDM 3 (OT)

WINNING GOAL

Mike Hoffman

AT OTTAWA

14 Feb '15 EDM 2 @ OTT 7

WINNING GOAL

Kyle Turris

OILERS	GP	G	A	P	+/-	PIM	PP	SH	SENATORS	GP	G	A	P	+/-	PIM	PP	SH
Jeff Petry	2	1	1	2	-1	0	0	0	Mike Hoffman	2	3	1	4	1	0	0	0
Ryan Nugent-Hopkins	2	0	2	2	-1	0	0	0	Milan Michalek	2	3	1	4	1	0	1	0
Jordan Eberle	2	1	0	1	-3	0	0	0	Alex Chiasson	2	2	1	3	3	0	0	0
Mark Fayne	2	1	0	1	1	0	0	0	Bobby Ryan	2	0	3	3	1	0	0	0
Leon Draisaitl	1	1	0	1	0	0	1	0	Cody Ceci	2	1	1	2	1	0	0	0
Derek Roy	1	1	0	1	0	0	0	0	Kyle Turris	2	1	1	2	2	0	0	0
Andrew Ference	2	0	1	1	-1	0	0	0	Erik Karlsson	2	0	2	2	5	0	0	0
Benoit Pouliot	2	0	1	1	-2	2	0	0	Mark Stone	2	0	2	2	-1	0	0	0
Justin Schultz	2	0	1	1	-5	2	0	0	Mika Zibanejad	2	0	2	2	0	2	0	0
Nail Yakupov	2	0	1	1	-1	0	0	0	Erik Condra	1	0	2	2	2	0	0	0
Ryan Hamilton	1	0	1	1	0	2	0	0	David Legwand	2	1	0	1	0	2	1	0
Nikita Nikitin	1	0	1	1	0	0	0	0	Curtis Lazar	2	0	1	1	3	0	0	0
David Perron	1	0	1	1	-1	2	0	0	Jared Cowen	1	0	1	1	0	0	0	0
Boyd Gordon	2	0	0	0	-1	0	0	0	Clarke MacArthur	1	0	1	1	1	0	0	0
Iiro Pakarinen	2	0	0	0	-1	0	0	0	Chris Phillips	1	0	1	1	3	0	0	0
Teddy Purcell	2	0	0	0	-1	14	0	0	Patrick Wiercioch	1	0	1	1	0	0	0	0
Mark Arcobello	1	0	0	0	0	2	0	0	Mark Borowiecki	2	0	0	0	-1	4	0	0
Keith Aulie	1	0	0	0	-1	10	0	0	Eric Gryba	2	0	0	0	-1	17	0	0
Luke Gazdic	1	0	0	0	0	5	0	0	Chris Neil	2	0	0	0	1	12	0	0
Matt Hendricks	1	0	0	0	0	0	0	0	Marc Methot	1	0	0	0	3	0	0	0
Jesse Joensuu	1	0	0	0	0	0	0	0	Jean-Gabriel Pageau	1	0	0	0	0	0	0	0
Oscar Klefbom	1	0	0	0	-2	0	0	0	Zack Smith	1	0	0	0	0	2	0	0
Rob Klinkhammer	1	0	0	0	-1	0	0	0									
Anton Lander	1	0	0	0	-2	0	0	0									
Martin Marincin	1	0	0	0	-1	0	0	0									

OILERS GOALTENDERS

	GP	MIN	W-L-OT	GA	SA	SV	GAA	SV%
Ben Scrivens	1	63	0-0-1	4	30	26	3.83	.867
Richard Bachman	1	39	0-0-0	4	27	23	6.15	.852
Viktor Fasth	1	21	0-1-0	3	15	12	8.70	.800

SENATORS GOALTENDER

	GP	MIN	W-L-OT	GA	SA	SV	GAA	SV%
Robin Lehner	1	60	1-0-0	2	27	25	2.00	.926
Craig Anderson	1	63	1-0-0	3	37	34	2.88	.919

GOALS BY PERIOD

	1	2	3	OT	TOTAL	SHOTS BY PERIOD	1	2	3	OT	TOTAL
Oilers	1	2	2	0	5	Oilers	18	23	23	0	64
Senators	4	4	2	1	11	Senators	29	24	18	1	72

POWERPLAY

	PPG	ATT	PCT.	PENALTY KILLING	PK	TSH	PCT.
Oilers	1	6	16.7	Oilers	4	6	66.7
Senators	2	6	33.3	Senators	5	6	83.3



PHILADELPHIA FLYERS

Wells Fargo Center
3601 South Broad Street
Philadelphia, PA 19148-5290

2015-16 GAMES VS. PHILADELPHIA

At Edmonton – November 3
At Philadelphia – March 3

CLUB DIRECTORY

Chairman and Governor	Ed Snider
President and COO, Comcast-Spectacor	Dave Scott
President, Philadelphia Flyers	Paul Holmgren
General Manager	Ron Hextall
Senior Vice President	Bob Clarke
Alternate Governors	Paul Holmgren, Shawn Tilger, Phil Weinberg
COO, Business Operations	Shawn Tilger
Assistant General Manager	Barry Hanrahan
Head Coach	Dave Hakstol
Assistant Coaches	Gord Murphy, Joe Mullen, Ian Laperriere
Goaltending Coach	Kim Dillabaugh
Video Coach	Adam Patterson
Director of Scouting	Chris Pryor
Head Pro Scout	Dave Brown
Director of Team Services	Bryan Hardenbergh
Senior Director, Communications	Zack Hill
Manager, Public Relations	Joe Siville
Manager, Broadcasting & Media Services	Brian Smith
TV Rightsholders	Comcast SportsNet, The Comcast Network (TCN)
TV Play-by-Play / Color	Jim Jackson / Keith Jones, Bill Clement
Rinkside Analyst	Chris Therien
Radio Rightsholder	97.5 The Fanatic
Radio Play-by-Play / Color	Tim Saunders / Steve Coates
Arena (Capacity)	Wells Fargo Center (19,541)
Public Relations Phone	(215) 465-4500
Website	www.philadelphiaflyers.com

EDMONTON OILERS VS. PHILADELPHIA FLYERS

YEARLY RECORD 1979-80 TO 2014-15

SEASON	GP	W	L	T	OTL	GF	GA	PTS	PCT.	AT EDMONTON			AT PHILADELPHIA		
										W-L-T-OTL	GF	GA	W-L-T-OTL	GF	GA
1979-80	4	0	3	1	—	11	17	1	.125	0-1-1-0	5	7	0-2-0-0	6	10
1980-81	4	2	2	0	—	13	15	4	.500	1-1-0-0	7	4	1-1-0-0	6	11
1981-82	3	2	1	0	—	16	17	4	.667	2-0-0-0	14	9	0-1-0-0	2	8
1982-83	3	1	2	0	—	9	14	2	.333	0-1-0-0	2	4	1-1-0-0	7	10
1983-84	3	0	2	1	—	9	12	1	.167	0-1-1-0	6	8	0-1-0-0	3	4
1984-85	3	0	3	0	—	11	17	0	.000	0-1-0-0	2	5	0-2-0-0	9	12
1985-86	3	2	1	0	—	9	9	4	.667	2-0-0-0	6	4	0-1-0-0	3	5
1986-87	3	1	2	0	—	9	11	2	.333	1-0-0-0	6	4	0-2-0-0	3	7
1987-88	3	2	1	0	—	14	7	4	.667	2-0-0-0	13	4	0-1-0-0	1	3
1988-89	3	1	0	2	—	8	6	4	.667	0-0-1-0	1	1	1-0-1-0	7	5
1989-90	3	2	1	0	—	8	9	4	.667	2-0-0-0	7	4	0-1-0-0	1	5
1990-91	3	3	0	0	—	16	10	6	1.000	1-0-0-0	5	4	2-0-0-0	11	6
1991-92	3	1	2	0	—	10	13	2	.333	1-0-0-0	4	2	0-2-0-0	6	11
1992-93	2	0	1	1	—	2	6	1	.250	0-0-1-0	2	2	0-1-0-0	0	4
1993-94	2	2	0	0	—	5	2	4	1.000	1-0-0-0	3	1	1-0-0-0	2	1
1994-95	DID NOT PLAY														
1995-96	2	1	1	0	—	4	9	2	.500	1-0-0-0	3	2	0-1-0-0	1	7
1996-97	2	0	2	0	—	8	11	0	.000	0-1-0-0	4	6	0-1-0-0	4	5
1997-98	2	0	2	0	—	3	9	0	.000	0-1-0-0	1	3	0-1-0-0	2	6
1998-99	2	0	0	2	—	5	5	2	.500	0-0-1-0	3	3	0-0-1-0	2	2
1999-00	1	1	0	0	0	3	2	2	1.000	0-0-0-0	0	0	1-0-0-0	3	2
2000-01	2	0	2	0	0	2	6	0	.000	0-1-0-0	2	4	0-1-0-0	0	2



EDMONTON OILERS VS. PHILADELPHIA FLYERS

YEARLY RECORD 1979-80 TO 2014-15

SEASON	GP	W	L	T	OTL	AT EDMONTON				AT PHILADELPHIA					
						GF	GA	PTS	PCT.	W-L-T-OTL	GF	GA	W-L-T-OTL	GF	GA
2001-02	1	1	0	0	0	3	2	2	1.000	0-0-0-0	0	0	1-0-0-0	3	2
2002-03	1	0	0	1	0	2	2	1	.500	0-0-1-0	2	2	0-0-0-0	0	0
2003-04	1	1	0	0	0	3	0	2	1.000	0-0-0-0	0	0	1-0-0-0	3	0
2004-05									DID NOT PLAY						
2005-06	1	1	0	0	0	3	2	2	1.000	0-0-0-0	0	0	1-0-0-0	3	2
2006-07									DID NOT PLAY						
2007-08	1	1	0	0	0	5	3	2	1.000	1-0-0-0	5	3	0-0-0-0	0	0
2008-09	1	1	0	0	0	5	4	2	1.000	0-0-0-0	0	0	1-0-0-0	5	4
2009-10	1	1	0	0	0	1	0	2	1.000	1-0-0-0	1	0	0-0-0-0	0	0
2010-11	1	0	1	0	0	1	4	0	.000	0-0-0-0	0	0	0-1-0-0	1	4
2011-12	1	1	0	0	0	2	0	2	1.000	1-0-0-0	2	0	0-0-0-0	0	0
2012-13									DID NOT PLAY						
2013-14	2	0	1	0	1	5	8	1	.250	0-0-0-1	3	4	0-1-0-0	2	4
2014-15	2	1	1	0	0	6	8	2	.500	1-0-0-0	5	4	0-1-0-0	1	4
TOTALS	69	29	31	8	0	131	240	67	.478	18-8-6-1	114	94	11-23-2-0	97	146

EDMONTON OILERS VS. PHILADELPHIA FLYERS

2014-15 RESULTS & STATISTICS

AT EDMONTON 21 Mar '15 PHI 4 @ EDM 5 (OT)	WINNING GOAL Ryan Nugent-Hopkins	AT PHILADELPHIA 04 Nov '14 EDM 1 @ PHI 4	WINNING GOAL Jakub Voracek
---	--	--	--------------------------------------

OILERS	GP	G	A	P	+/-	PIM	PP	SH	FLYERS	GP	G	A	P	+/-	PIM	PP	SH
Ryan Nugent-Hopkins	2	3	1	4	3	2	0	0	Jakub Voracek	2	2	3	5	2	4	0	0
Jordan Eberle	2	1	2	3	3	0	0	0	Claude Giroux	2	2	1	3	2	0	1	0
Matt Hendricks	2	1	0	1	-1	5	0	0	Zac Rinaldo	2	0	2	2	1	5	0	0
Teddy Purcell	2	1	0	1	0	0	0	0	Mark Streit	2	0	2	2	-1	2	0	0
Boyd Gordon	2	0	1	1	-1	0	0	0	Pierre-Edouard Bellemare	2	1	0	1	-2	0	0	0
Nikita Nikitin	2	0	1	1	-1	0	0	0	Michael Raffl	2	1	0	1	3	0	0	0
Benoit Pouliot	2	0	1	1	2	0	0	0	Luke Schenn	1	1	0	1	1	0	0	0
Justin Schultz	2	0	1	1	3	0	0	0	Ryan White	1	1	0	1	1	0	0	0
Andrew Ference	1	0	1	1	0	0	0	0	Michael Del Zotto	2	0	1	1	-1	0	0	0
Taylor Hall	1	0	1	1	-1	2	0	0	Nicklas Grossmann	2	0	1	1	1	4	0	0
Derek Roy	1	0	1	1	0	0	0	0	Brayden Schenn	2	0	1	1	-1	0	0	0
Mark Fayne	2	0	0	0	-3	0	0	0	Wayne Simmonds	2	0	1	1	-1	2	0	0
Oscar Klefbom	2	0	0	0	-1	0	0	0	Chris VandeVelde	2	0	1	1	-1	0	0	0
Martin Marincin	2	0	0	0	0	0	0	0	Carlo Colaiacovo	2	0	0	0	1	0	0	0
Nail Yakupov	2	0	0	0	-1	0	0	0	Sean Couturier	2	0	0	0	-1	0	0	0
Will Acton	1	0	0	0	-1	0	0	0	Matt Read	2	0	0	0	-1	0	0	0
Mark Arcobello	1	0	0	0	-1	0	0	0	Nick Schultz	2	0	0	0	0	2	0	0
Leon Draisaitl	1	0	0	0	-1	0	0	0	Nick Cousins	1	0	0	0	1	0	0	0
Jesse Joensuu	1	0	0	0	-1	0	0	0	Vincent Lecavalier	1	0	0	0	1	0	0	0
Rob Klunkhammer	1	0	0	0	0	0	0	0	Andrew MacDonald	1	0	0	0	1	0	0	0
Anton Lander	1	0	0	0	-1	0	0	0	R.J. Umberger	1	0	0	0	0	0	0	0
Andrew Miller	1	0	0	0	-1	0	0	0									
David Perron	1	0	0	0	-1	0	0	0									
Jeff Petry	1	0	0	0	-1	0	0	0									

OILERS GOALTENDERS	GP	MIN	W-L-OT	GA	SA	SV	GAA	SV%
Ben Scrivens	1	63	1-0-0	4	31	27	3.82	.871
Viktor Fasth	1	60	0-1-0	4	25	21	4.00	.840
FLYERS GOALTENDER	GP	MIN	W-L-OT	GA	SA	SV	GAA	SV%
Steve Mason	1	60	1-0-0	1	36	35	1.00	.972
Ray Emery	1	63	0-0-1	5	34	29	4.78	.853

GOALS BY PERIOD	1	2	3	OT	TOTAL	SHOTS BY PERIOD	1	2	3	OT	TOTAL
Oilers	3	2	0	1	6	Oilers	22	26	19	3	70
Flyers	5	2	1	0	8	Flyers	19	14	20	3	56
POWERPLAY	PPG	ATT	PCT.	PENALTY KILLING	PK	TSH	PCT.				
Oilers	0	8	0.0	Oilers	3	4	75.0				
Flyers	1	4	25.0	Flyers	8	8	100.0				



PITTSBURGH PENGUINS

CONSOL Energy Center
1001 Fifth Avenue
Pittsburgh, PA 15219

2015-16 GAMES VS. PITTSBURGH

At Edmonton – November 6
At Pittsburgh – November 28

CLUB DIRECTORY

Co-Owner/Chairman.....	Mario Lemieux
Co-Owner	Ron Burkle
CEO/President	David Morehouse
COO/General Counsel	Travis Williams
Executive V.P./General Manager.....	Jim Rutherford
Associate General Manager.....	Jason Botterill
Assistant General Manager.....	Bill Guerin
Vice President of Hockey Operations.....	Jason Karmanos
Head Coach.....	Mike Johnston
Assistant Coaches.....	Gary Agnew, Rick Tocchet
Goaltending Coach.....	Mike Bales
Special Assistant to the Head Coach.....	Jacques Martin
Video Coordinator.....	Andy Saucier
Manager of Team Services/Hockey Ops Assistant.....	Jim Britt/ Erik Heasley
Director of Player Personnel.....	Dan Mackinnon
Director of Amateur Scouting	Randy Sexton
Director of Professional Scouting	Derek Clancey
Vice President, Communications.....	Tom McMillan
Sr. Communications Director.....	Jennifer Bullano
Communications Manager	Jason Seidling
Radio Broadcasters / HD Radio Host	Phil Bourque, Mike Lange / Josh Getzoff
Arena (Capacity).....	CONSOL Energy Center (18,387)
Media Relations Phone	(412) 642-1300
Website	www.pittsburghpenguins.com

EDMONTON OILERS VS. PITTSBURGH PENGUINS

YEARLY RECORD 1979-80 TO 2014-15

SEASON	GP	W	L	T	OTL	GF	GA	PTS	PCT.	AT EDMONTON			AT PITTSBURGH		
										W-L-T-OTL	GF	GA	W-L-T-OTL	GF	GA
1979-80	4	3	1	0	-	22	12	6	.750	2-0-0-0	13	5	1-1-0-0	9	7
1980-81	4	2	1	1	-	20	18	5	.625	1-0-1-0	11	10	1-1-0-0	9	8
1981-82	3	3	0	0	-	22	8	6	1.000	2-0-0-0	18	7	1-0-0-0	4	1
1982-83	3	2	1	0	-	21	14	4	.667	1-0-0-0	7	2	1-1-0-0	14	12
1983-84	3	3	0	0	-	23	8	6	1.000	2-0-0-0	14	6	1-0-0-0	9	2
1984-85	3	1	1	1	-	12	10	3	.500	1-0-0-0	6	3	0-1-1-0	6	7
1985-86	3	2	1	0	-	17	13	4	.667	1-1-0-0	9	10	1-0-0-0	8	3
1986-87	3	2	1	0	-	10	9	4	.667	1-0-0-0	4	2	1-1-0-0	6	7
1987-88	3	3	0	0	-	17	8	6	1.000	2-0-0-0	11	4	1-0-0-0	6	4
1988-89	3	2	1	0	-	15	12	4	.667	0-1-0-0	4	7	2-0-0-0	11	5
1989-90	3	1	2	0	-	8	12	2	.333	1-1-0-0	5	6	0-1-0-0	3	6
1990-91	3	2	1	0	-	15	14	4	.667	1-0-0-0	7	5	1-1-0-0	8	9
1991-92	3	1	2	0	-	14	14	2	.333	1-0-0-0	5	3	0-2-0-0	9	11
1992-93	3	2	1	0	-	11	11	4	.667	1-1-0-0	6	7	1-0-0-0	5	4
1993-94	2	1	1	0	-	8	7	2	.500	1-0-0-0	5	3	0-1-0-0	3	4
1994-95	DID NOT PLAY														
1995-96	2	0	2	0	-	8	10	0	.000	0-1-0-0	4	5	0-1-0-0	4	5
1996-97	2	1	1	0	-	7	7	2	.500	1-0-0-0	5	2	0-1-0-0	2	5
1997-98	2	1	1	0	-	6	7	2	.500	1-0-0-0	4	3	0-1-0-0	2	4
1998-99	2	1	0	1	-	6	3	3	.750	1-0-0-0	4	1	0-0-1-0	2	2
1999-00	2	0	1	1	0	4	5	1	.250	0-1-0-0	2	3	0-0-1-0	2	2
2000-01	1	0	1	0	0	2	5	0	.000	0-0-0-0	0	0	0-1-0-0	2	5
2001-02	1	0	1	0	0	0	1	0	.000	0-1-0-0	0	1	0-0-0-0	0	0

**EDMONTON OILERS VS. PITTSBURGH PENGUINS****YEARLY RECORD 1979-80 TO 2014-15**

SEASON	GP	W	L	T	OTL	GF	GA	PTS	PCT.	AT EDMONTON		AT PITTSBURGH			
										W-L-T-OTL	GF	GA	W-L-T-OTL	GF	GA
2002-03	1	0	0	0	1	3	4	1	.500	0-0-0-0	0	0	0-0-0-1	3	4
2003-04	1	1	0	0	0	4	3	2	1.000	1-0-0-0	4	3	0-0-0-0	0	0
2004-05	DID NOT PLAY														
2005-06	1	1	0	0	0	3	1	2	1.000	0-0-0-0	0	0	1-0-0-0	3	1
2006-07	DID NOT PLAY														
2007-08	1	0	1	0	0	2	4	0	.000	0-1-0-0	2	4	0-0-0-0	0	0
2008-09	1	0	1	0	0	4	5	0	.000	0-0-0-0	0	0	0-1-0-0	4	5
2009-10	1	0	1	0	0	2	3	0	.000	0-1-0-0	2	3	0-0-0-0	0	0
2010-11	1	0	1	0	0	1	5	0	.000	0-0-0-0	0	0	0-1-0-0	1	5
2011-12	1	1	0	0	0	2	1	2	1.000	1-0-0-0	2	1	0-0-0-0	0	0
2012-13	DID NOT PLAY														
2013-14	2	1	1	0	0	6	6	2	.500	1-0-0-0	4	3	0-1-0-0	2	3
2014-15	2	0	2	0	0	4	8	0	.000	0-1-0-0	0	2	0-1-0-0	4	6
TOTALS	70	37	28	4	1	299	248	79	.564	24-10-1-0	158	111	13-18-3-1	141	137

EDMONTON OILERS VS. PITTSBURGH PENGUINS**2014-15 RESULTS & STATISTICS**

AT EDMONTON	WINNING GOAL	AT PITTSBURGH	WINNING GOAL
04 Feb '15 PIT 2 @ EDM 0	Evgeni Malkin	12 Mar '15 EDM 4 @ PIT 6	Steve Downie

OILERS	GP	G	A	P	+/-	PIM	PP	SH	PENGUINS	GP	G	A	P	+/-	PIM	PP	SH
Jordan Eberle	2	1	2	2	-3	0	0	0	Sidney Crosby	2	1	3	4	3	0	1	0
Derek Roy	2	1	2	2	-1	2	0	0	David Perron	2	2	1	3	3	2	0	0
Ryan Nugent-Hopkins	2	0	2	2	-4	2	0	0	Patric Hornqvist	2	1	2	3	3	0	0	0
Anton Lander	2	1	0	1	-1	2	1	0	Brandon Sutter	2	2	0	2	2	0	0	1
Benoit Pouliot	1	1	0	1	-1	0	1	0	Steve Downie	2	1	1	2	1	2	0	0
Mark Fayne	2	0	1	1	0	0	0	0	Evgeni Malkin	2	1	1	2	0	0	0	0
Oscar Klefbom	2	0	1	1	-2	0	0	0	Kris Letang	2	0	2	2	4	2	0	0
Nail Yakupov	2	0	1	1	-1	0	0	0	Daniel Winnik	1	0	2	2	2	0	0	0
Keith Aulie	2	0	0	0	-1	0	0	0	Maxim Lapierre	2	0	1	1	0	0	0	0
Andrew Ference	2	0	0	0	-2	0	0	0	Nick Spaling	2	0	1	1	0	2	0	0
Matt Fraser	2	0	0	0	0	0	0	0	Mark Arcobello	1	0	1	1	1	0	0	0
Boyd Gordon	2	0	0	0	0	0	0	0	Ben Lovejoy	1	0	1	1	0	2	0	0
Matt Hendricks	2	0	0	0	0	7	0	0	Chris Kunitz	2	0	0	0	0	2	0	0
Rob Klunkhammer	2	0	0	0	-1	2	0	0	Paul Martin	2	0	0	0	5	0	0	0
Teddy Purcell	2	0	0	0	-2	0	0	0	Derrick Pouliot	2	0	0	0	-1	0	0	0
Justin Schultz	2	0	0	0	-3	0	0	0	Rob Scuderi	2	0	0	0	1	0	0	0
Luke Gazdic	1	0	0	0	0	0	0	0	Craig Adams	1	0	0	0	0	0	0	0
Ryan Hamilton	1	0	0	0	0	0	0	0	Beau Bennett	1	0	0	0	-1	0	0	0
Martin Marincin	1	0	0	0	0	0	0	0	Robert Bortuzzo	1	0	0	0	0	2	0	0
Iiro Pakarinen	1	0	0	0	-2	0	0	0	Ian Cole	1	0	0	0	1	5	0	0
Jeff Petry	1	0	0	0	-1	0	0	0	Blake Comeau	1	0	0	0	0	0	0	0
									Simon Despres	1	0	0	0	0	0	0	0
									Zach Sill	1	0	0	0	0	0	0	0

OILERS GOALTENDERS	GP	MIN	W-L-OT	GA	SA	SV	GAA	SV%
Viktor Fasth	1	57	0-1-0	2	26	24	2.10	.923
Richard Bachman	1	39	0-1-0	2	21	19	3.09	.905
Ben Scrivens	1	21	0-0-0	4	13	9	11.42	.692
PENGUINS GOALTENDER	GP	MIN	W-L-OT	GA	SA	SV	GAA	SV%
Marc-Andre Fleury	2	120	2-0-0	4	51	47	2.00	.922

GOALS BY PERIOD	1	2	3	OT	TOTAL	SHOTS BY PERIOD	1	2	3	OT	TOTAL
Oilers	0	2	2	0	4	Oilers	10	23	18	0	51
Penguins	3	3	2	0	8	Penguins	22	25	13	0	60
POWERPLAY	PPG	ATT	PCT.	PENALTY KILLING	PK	TSH	PCT.				
Oilers	2	5	40.0	Oilers	2	3	66.7				
Penguins	1	3	33.3	Penguins	3	5	60.0				



SAN JOSE SHARKS
 SAP Center at San Jose
 525 West Santa Clara Street
 San Jose, CA 95113

2015-16 GAMES VS. SAN JOSE
 At Edmonton – December 9, March 8
 At San Jose – January 14, March 24

CLUB DIRECTORY

San Jose Sports and Entertainment Enterprises Ownership Group...Hasso Plattner, Gary Valenzuela, Gordon Russell, Rudy Staedler
 San Jose Sports and Entertainment Board of Directors.....Hasso Plattner, Gary Valenzuela, Scott McNealy, Rouven Westphal
 Chief Operating Officer.....John Tortora
 General Manager.....Doug Wilson
 Vice President & Assistant General Manager.....Joe Will
 Vice President, Media Relations & Broadcasting.....Scott Emmert
 Head Coach.....Peter DeBoer
 Dir. of Player Development.....Larry Robinson
 Assistant Coaches.....Bob Boughner, Steve Spott
 Assistant Coach/Goaltending Coach.....Johan Hedberg
 Development Coach.....Mike Ricci
 Video Coordinator.....Dan Darrow
 Director, Scouting.....Tim Burke
 Media Relations Manager / Coord.....Ben Guerrero / Nicolas Carrillo
 Television Rightsholder.....Comcast SportsNet California
 Radio Network Flagship.....98.5 KFOX/ 102.1 (KUFJ FM)
 Television Play-By-Play / Color Analyst.....Randy Hahn / Jamie Baker
 Radio Play-By-Play / Color Analysts.....Dan Rusanowsky / Bret Hedican, David Maley
 Arena (Capacity).....SAP Center at San Jose (17,562)
 Public Relations Phone.....(408) 287-7070
 Website.....www.sjsharks.com

EDMONTON OILERS VS. SAN JOSE SHARKS

YEARLY RECORD 1991-92 TO 2014-15

SEASON	GP	W	L	T	OTL	GF	GA	PTS	PCT.	AT EDMONTON			AT SAN JOSE		
										W-L-T-OTL	GF	GA	W-L-T-OTL	GF	GA
1991-92	7	3	3	1	-	29	28	7	.500	3-0-1-0	22	11	0-3-0-0	7	17
1992-93	7	5	2	0	-	26	18	10	.714	3-0-0-0	14	3	2-2-0-0	12	15
1993-94	6	2	2	2	-	16	17	6	.500	2-0-1-0	11	8	0-2-1-0	5	9
1994-95	5	3	2	0	-	17	16	6	.600	2-1-0-0	12	9	1-1-0-0	5	7
1995-96	5	3	1	1	-	20	12	7	.700	1-0-1-0	5	3	2-1-0-0	15	10
1996-97	6	4	2	0	-	21	13	8	.667	2-1-0-0	9	6	2-1-0-0	12	7
1997-98	5	3	2	0	-	17	11	6	.600	2-1-0-0	10	5	1-1-0-0	7	6
1998-99	4	2	1	1	-	16	14	5	.625	1-1-0-0	8	7	1-0-1-0	8	7
1999-00	4	2	0	1	1	5	6	6	.750	0-1-1-0	1	2	1-0-0-1	4	4
2000-01	4	0	1	3	0	8	13	3	.375	0-0-2-0	5	5	0-1-1-0	3	8
2001-02	4	1	2	0	1	11	13	3	.375	1-1-0-0	4	4	0-1-0-1	7	9
2002-03	4	1	1	2	0	13	13	4	.500	1-0-1-0	5	4	0-1-1-0	8	9
2003-04	4	2	1	1	0	13	8	5	.625	1-1-0-0	6	4	1-0-1-0	7	4
2004-05	DID NOT PLAY														
2005-06	4	3	1	0	0	10	10	6	.750	2-0-0-0	5	3	1-1-0-0	5	7
2006-07	4	2	2	0	0	10	14	4	.500	1-1-0-0	7	9	1-1-0-0	3	5
2007-08	4	3	1	0	0	8	8	6	.750	1-1-0-0	3	5	2-0-0-0	5	3
2008-09	4	1	3	0	0	7	12	2	.250	0-2-0-0	2	6	1-1-0-0	5	6
2009-10	4	1	2	0	1	12	14	3	.375	1-0-0-1	9	6	0-2-0-0	3	8
2010-11	4	1	3	0	0	10	14	2	.250	0-2-0-0	4	10	1-1-0-0	6	4
2011-12	4	2	2	0	0	9	9	4	.500	1-1-0-0	4	4	1-1-0-0	5	5
2012-13	3	0	1	0	2	10	16	2	.333	0-1-0-1	6	10	0-0-0-1	4	6
2013-14	5	1	4	0	0	11	18	2	.200	1-2-0-0	6	8	0-2-0-0	5	10
2014-15	5	2	3	0	0	13	17	4	.400	1-1-0-0	3	4	1-2-0-0	10	13
TOTALS	106	46	43	12	5	312	305	109	.514	27-18-7-2	161	136	19-25-5-3	151	179

**EDMONTON OILERS VS. SAN JOSE SHARKS****2014-15 RESULTS & STATISTICS****AT EDMONTON**09 Apr '15 SJS 3 @ EDM 1
07 Dec '14 SJS 1 @ EDM 2**WINNING GOAL**Bryan Lerg
David Perron**AT SAN JOSE**02 Feb '15 EDM 5 @ SJS 4 (SO)
18 Dec '14 EDM 3 @ SJS 4
09 Dec '14 EDM 2 @ SJS 5**WINNING GOAL**Rob Klinkhammer
Barclay Goodrow
Logan Couture

OILERS	GP	G	A	P	+/-	PIM	PP	SH	SHARKS	GP	G	A	P	+/-	PIM	PP	SH
Jordan Eberle	5	3	2	5	-1	0	0	0	Joe Pavelski	5	4	1	5	1	0	2	0
David Perron	3	2	2	4	1	2	0	0	Patrick Marleau	5	1	4	5	1	0	0	0
Nail Yakupov	5	2	1	3	-2	2	1	0	Joe Thornton	5	0	5	5	1	0	0	0
Justin Schultz	5	1	2	3	1	0	0	0	Logan Couture	5	2	2	4	0	0	0	0
Teddy Purcell	5	0	3	3	-3	0	0	0	Brent Burns	5	1	3	4	4	4	0	0
Ryan Nugent-Hopkins	4	1	1	2	0	0	0	0	Barclay Goodrow	4	2	1	3	1	0	0	0
Jeff Petry	4	0	2	2	1	2	0	0	Melker Karlsson	4	0	3	3	5	2	0	0
Boyd Gordon	3	1	0	1	2	2	0	0	Tommy Wingels	4	0	3	3	1	0	0	0
Steven Pinizzotto	3	1	0	1	1	9	0	0	Matt Tennyson	2	2	0	2	-2	0	1	0
Derek Roy	2	1	0	1	-2	0	0	0	Scott Hannan	4	1	1	2	1	0	0	0
Taylor Hall	5	0	1	1	-2	0	0	0	James Sheppard	4	1	1	2	1	7	0	0
Oscar Klefbom	5	0	1	1	3	2	0	0	Matt Nieto	2	1	1	2	-1	0	0	0
Mark Fayne	4	0	1	1	-3	0	0	0	Bryan Lerg	1	1	0	1	1	0	0	0
Leon Draisaitl	3	0	1	1	-2	0	0	0	Tye McGinn	1	1	0	1	1	0	0	0
Matt Hendricks	3	0	1	1	1	0	0	0	Brenden Dillon	5	0	1	1	3	2	0	0
Anton Lander	2	0	1	1	-2	0	0	0	Justin Braun	4	0	1	1	-1	0	0	0
Keith Aulie	4	0	0	0	-3	7	0	0	Marc-Edouard Vlasic	4	0	1	1	-2	0	0	0
Andrew Ference	4	0	0	0	-3	2	0	0	Chris Tierney	2	0	1	1	0	2	0	0
Tyler Pitlick	4	0	0	0	-1	0	0	0	Taylor Fedun	1	0	1	1	1	0	0	0
Mark Arcobello	3	0	0	0	0	0	0	0	Tyler Kennedy	1	0	1	1	0	0	0	0
Luke Gazdic	3	0	0	0	0	0	0	0	Tomas Hertl	5	0	0	0	-2	0	0	0
Matt Fraser	2	0	0	0	1	0	0	0	John Scott	5	0	0	0	0	0	0	0
Rob Klinkhammer	2	0	0	0	0	0	0	0	Andrew Desjardins	4	0	0	0	-1	5	0	0
Benoit Pouliot	2	0	0	0	-1	0	0	0	Mike Brown	2	0	0	0	0	0	0	0
Brandon Davidson	1	0	0	0	0	0	0	0	Matt Irwin	2	0	0	0	2	2	0	0
Curtis Hamilton	1	0	0	0	0	5	0	0	Mirco Mueller	2	0	0	0	0	2	0	0
Brad Hunt	1	0	0	0	0	0	0	0	Ben Smith	1	0	0	0	0	0	0	0
Martin Marincin	1	0	0	0	-1	0	0	0	Karl Stollery	1	0	0	0	0	2	0	0
David Musil	1	0	0	0	-1	0	0	0									

OILERS GOALTENDERS	GP	MIN	W-L-OT	GA	SA	SV	GAA	SV%
Viktor Fasth	1	65	1-0-0	4	37	33	3.69	.892
Ben Scrivens	3	178	1-2-0	10	75	65	3.36	.867
Laurent Brossoit	1	60	0-1-0	2	51	49	2.01	.961

SHARKS GOALTENDERS	GP	MIN	W-L-OT	GA	SA	SV	GAA	SV%
Antti Niemi	3	185	2-0-1	8	95	87	2.60	.916
Alex Stalock	2	119	1-1-0	4	51	47	2.02	.922

GOALS BY PERIOD	1	2	3	OT	TOTAL	SHOTS BY PERIOD	1	2	3	OT	TOTAL
Oilers	4	6	2	0	12	Oilers	50	57	39	0	146
Sharks	3	5	9	0	17	Sharks	49	52	61	2	164

POWERPLAY	PPG	ATT	PCT.	PENALTY KILLING	PK	TSH	PCT.
Oilers	1	8	12.5	Oilers	6	9	66.7
Sharks	3	9	33.3	Sharks	7	8	87.5



ST. LOUIS BLUES

Scottrade Center
1401 Clark Avenue at Brett Hull Way
St. Louis, MO 63103

2015-16 GAMES VS. ST. LOUIS

At Edmonton – October 15, March 16
At St. Louis – October 8

CLUB DIRECTORY

Ownership..... Tom Stillman, Jerald Kent, Donn Lux, James Cooper, Jo Ann Taylor Kindle, Steve Maritz, Edward Potter, Mr. & Mrs. Andrew Taylor, David Steward, James Kavanaugh, John Danforth, Christopher Danforth, Jim Johnson III, Steward McCuaig, John Ross, Jr., Tom Schlawly

Chairman and Governor Tom Stillman

President of Hockey Operations/G.M./Alternate Governor Doug Armstrong

President and CEO, Business Operations Chris Zimmerman

Vice President, Hockey Operations..... Dave Taylor

Assistant General Manager Martin Brodeur

Assistant General Manager Kevin McDonald

Senior Advisor to the General Manager..... Al MacInnis

Head Coach..... Ken Hitchcock

Associate Coach..... Brad Shaw

Assistant Coaches..... Ray Bennett, Kirk Muller

Goaltending Coach..... Jim Corsi

Video Coach Sean Ferrell

Sr. Director, Media Relations/Team Services..... Rich Jankowski

Assistant Director, Media Relations..... Dan O'Neill

Directors, Hockey Administration / Player Development Ryan Miller / Tim Taylor

Director, Amateur Scouting..... Bill Armstrong

Director, Pro Scouting..... Rob DiMaio

Head of European Scouting Jan Vopat

Radio / Television Stations KMOX 1120 AM / FOX Sports Midwest

Dir., Broadcasting and Radio Play-by-Play..... Chris Kerber

Radio Color, Community Relations Kelly Chase

Television Play-by-Play / Color..... John Kelly / Darren Pang, Bernie Federko

FOX Sports Midwest Analyst / Host Jim Hayes / Pat Parris / Andy Strickland

Arena (Capacity) Scottrade Center (19,150)

Public Relations Phone..... (314) 622-2500

Website www.stlouisblues.com

EDMONTON OILERS VS. ST. LOUIS BLUES

YEARLY RECORD 1979-80 TO 2014-15

SEASON	AT EDMONTON					AT ST. LOUIS									
	GP	W	L	T	OTL	GF	GA	PTS	PCT.	W-L-T-OTL	GF	GA	PTS	PCT.	
1979-80	4	0	3	1	-	11	16	1	.125	0-1-1-0	8	11	0-2-0-0	3	5
1980-81	4	1	2	1	-	22	18	3	.375	1-1-0-0	13	8	0-1-1-0	9	10
1981-82	3	3	0	0	-	19	11	6	1.000	1-0-0-0	8	6	2-0-0-0	11	5
1982-83	3	2	0	1	-	15	12	5	.833	1-0-1-0	8	7	1-0-0-0	7	5
1983-84	3	1	2	0	-	13	20	2	.333	0-1-0-0	1	7	1-1-0-0	12	13
1984-85	3	3	0	0	-	20	9	6	1.000	2-0-0-0	12	7	1-0-0-0	8	2
1985-86	3	1	1	1	-	14	15	3	.500	1-0-0-0	6	3	0-1-1-0	8	12
1986-87	3	3	0	0	-	15	5	6	1.000	2-0-0-0	11	3	1-0-0-0	4	2
1987-88	3	3	0	0	-	17	11	6	1.000	1-0-0-0	5	2	2-0-0-0	12	9
1988-89	3	3	0	0	-	14	9	6	1.000	2-0-0-0	10	7	1-0-0-0	4	2
1989-90	2	2	0	1	-	17	13	5	.833	1-0-0-0	8	6	1-0-1-0	9	7
1990-91	3	0	3	0	-	5	11	0	.000	0-2-0-0	4	9	0-1-0-0	1	2
1991-92	3	1	1	1	-	9	8	3	.500	1-0-1-0	7	5	0-1-0-0	2	3
1992-93	3	0	2	1	-	6	15	1	.167	0-1-0-0	1	5	0-1-1-0	5	10
1993-94	4	0	4	0	-	12	18	0	.000	0-2-0-0	3	7	0-2-0-0	9	12
1994-95	4	2	2	0	-	10	16	4	.500	2-0-0-0	9	7	0-2-0-0	1	9
1995-96	4	1	3	0	-	14	17	2	.250	0-2-0-0	6	11	1-1-0-0	8	6
1996-97	4	2	2	0	-	12	9	4	.500	0-2-0-0	3	6	2-0-0-0	9	3
1997-98	4	4	0	0	-	11	2	8	1.000	2-0-0-0	4	1	2-0-0-0	7	1
1998-99	4	2	2	0	-	12	13	4	.500	1-1-0-0	5	5	1-1-0-0	7	8
1999-00	4	0	2	1	1	7	11	2	.250	0-2-0-0	3	6	0-0-1-1	4	5
2000-01	4	2	2	0	0	11	12	4	.500	2-0-0-0	8	3	0-2-0-0	3	9
2001-02	4	1	2	1	0	6	7	3	.375	1-0-1-0	3	1	0-2-0-0	3	6



VS ST. LOUIS BLUES

EDMONTON OILERS VS. ST. LOUIS BLUES

YEARLY RECORD 1979-80 TO 2014-15

SEASON	GP	W	L	T	OTL	GF	GA	PTS	PCT.	AT EDMONTON		AT ST. LOUIS			
										W-L-T-OTL	GF	GA	W-L-T-OTL	GF	GA
2002-03	4	1	2	1	0	12	11	3	.375	1-1-0-0	6	2	0-1-1-0	6	9
2003-04	4	1	2	1	0	10	11	3	.375	1-1-0-0	9	9	0-1-1-0	1	2
2004-05	DID NOT PLAY														
2005-06	4	1	2	0	1	14	13	3	.375	0-1-0-1	6	9	1-1-0-0	8	4
2006-07	4	1	2	0	1	13	15	3	.375	1-0-0-1	8	5	0-2-0-0	5	10
2007-08	4	3	1	0	0	15	13	6	.750	1-1-0-0	7	7	2-0-0-0	8	6
2008-09	4	4	0	0	0	8	5	8	1.000	2-0-0-0	3	2	2-0-0-0	5	3
2009-10	4	1	3	0	0	9	14	2	.250	0-2-0-0	3	9	1-1-0-0	6	5
2010-11	4	1	3	0	0	5	15	2	.250	1-1-0-0	2	6	0-2-0-0	3	9
2011-12	4	1	3	0	0	9	12	2	.250	1-1-0-0	6	7	0-2-0-0	3	5
2012-13	3	1	2	0	0	5	7	2	.333	0-1-0-0	0	4	1-1-0-0	5	3
2013-14	3	0	3	0	0	4	17	0	.000	0-2-0-0	2	11	0-1-0-0	2	6
2014-15	3	0	3	0	0	6	10	0	.000	0-1-0-0	1	2	0-2-0-0	5	8
TOTALS	125	52	59	11	3	402	422	118	.472	29-27-4-2	199	206	23-32-7-1	203	216

EDMONTON OILERS VS. ST. LOUIS BLUES

2014-15 RESULTS & STATISTICS

AT EDMONTON	WINNING GOAL	AT ST. LOUIS	WINNING GOAL
28 Feb '15 STL 2 @ EDM 1	Paul Stastny	13 Jan '15 EDM 2 @ STL 4 28 Nov '14 EDM 3 @ STL 4 (OT)	Jaden Schwartz Vladimir Tarasenko

OILERS	GP	G	A	P	+/-	PIM	PP	SH	BLUES	GP	G	A	P	+/-	PIM	PP	SH
Benoit Pouliot	2	2	0	2	0	6	1	0	Vladimir Tarasenko	3	2	2	4	2	0	0	0
Justin Schultz	3	1	1	2	-1	0	0	0	T.J. Oshie	3	1	3	4	4	0	0	0
Jordan Eberle	3	0	2	2	-2	0	0	0	Jori Lehtera	3	0	3	3	3	4	0	0
Ryan Nugent-Hopkins	3	0	2	2	-2	0	0	0	David Backes	3	1	1	2	3	0	0	0
Teddy Purcell	3	0	2	2	1	0	0	0	Alex Pietrangolo	3	1	1	2	3	2	0	0
Taylor Hall	2	0	2	2	-2	0	0	0	Paul Stastny	3	1	1	2	3	2	0	0
Nikita Nikitin	2	1	0	1	2	0	0	0	Ian Cole	3	0	2	2	2	0	0	0
Mark Arcobello	1	1	0	1	1	0	0	0	Barret Jackman	3	0	2	2	0	0	0	0
David Perron	1	1	0	1	-1	0	0	0	Jaden Schwartz	3	1	0	1	-1	0	0	0
Derek Roy	2	0	1	1	-1	2	0	0	Alexander Steen	3	1	0	1	0	0	0	0
Leon Draisaitl	1	0	1	1	-1	2	0	0	Dmitrij Jaskin	2	1	0	1	1	2	0	0
Jesse Joensuu	1	0	1	1	0	0	0	0	Kevin Shattenkirk	2	1	0	1	1	0	0	0
Mark Fayne	3	0	0	0	2	2	0	0	Patrik Berglund	3	0	1	1	1	0	0	0
Andrew Ference	3	0	0	0	-3	0	0	0	Carl Gunnarsson	3	0	0	0	0	0	0	0
Luke Gazdic	3	0	0	0	-1	2	0	0	Steve Ott	3	0	0	0	0	7	0	0
Boyd Gordon	3	0	0	0	0	0	0	0	Ryan Reaves	3	0	0	0	0	0	0	0
Oscar Klefbom	3	0	0	0	-4	2	0	0	Jay Bouwmeester	2	0	0	0	2	0	0	0
Nail Yakupov	3	0	0	0	-4	0	0	0	Maxim Lapierre	2	0	0	0	-1	0	0	0
Matt Hendricks	2	0	0	0	0	2	0	0	Chris Butler	1	0	0	0	2	0	0	0
Rob Klunkhammer	2	0	0	0	-1	2	0	0	Marcel Goc	1	0	0	0	0	0	0	0
Jeff Petry	2	0	0	0	-6	0	0	0	Petteri Lindbohm	1	0	0	0	0	0	0	0
Ryan Hamilton	1	0	0	0	0	0	0	0	Joakim Lindstrom	1	0	0	0	-1	0	0	0
Anton Lander	1	0	0	0	-1	0	0	0									
Martin Marincin	1	0	0	0	0	2	0	0									
Jordan Oesterle	1	0	0	0	0	0	0	0									
Iiro Pakarinen	1	0	0	0	0	0	0	0									
Steven Pinizzotto	1	0	0	0	0	5	0	0									

OILERS GOALTENDERS	GP	MIN	W-L-OT	GA	SA	SV	GAA	SV%
Ben Scrivens	3	181	0-2-1	10	97	87	3.32	.897
BLUES GOALTENDERS	GP	MIN	W-L-OT	GA	SA	SV	GAA	SV%
Jake Allen	2	124	2-0-0	5	31	26	2.41	.839
Brian Elliott	1	60	1-0-0	1	22	21	1.00	.955

GOALS BY PERIOD	1	2	3	OT	TOTAL	SHOTS BY PERIOD	1	2	3	OT	TOTAL
Oilers	0	3	3	0	6	Oilers	13	21	18	1	53
Blues	4	1	4	1	10	Blues	34	26	33	4	97
POWERPLAY	PPG	ATT	PCT.	PENALTY KILLING	PK	TSH	PCT.				
Oilers	1	4	25.0	Oilers	9	9	100.0				
Blues	0	9	0.0	Blues	3	4	75.0				



TAMPA BAY LIGHTNING

Tampa Bay Times Forum
401 Channelside Drive
Tampa, FL 33602

2015-16 GAMES VS. TAMPA BAY

At Edmonton – January 8
At Tampa Bay – January 19

CLUB DIRECTORY

Owner, Governor & Chairman	Jeff Vinik
Chief Executive Officer and Alternate Governor	Steve Griggs
VP, General Manager and Alt. Governor	Steve Yzerman
EVP of Communications	Bill Wickett
Head Coach	Jon Cooper
Associate Coach / Assistant Coach	Rick Bowness / Steve Thomas
Coaches, Goaltending / Video / Player Development	Frantz Jean / Nigel Kirwan / Stacy Roest
Asst. G.M., Director of Player Personnel	Pat Verbeek
Senior Advisor to the General Manager	Tom Kurvers
Exec. Director of Community Hockey Development	Jay Feaster
Director of Amateur Scouting	Al Murray
Director of Team Services	Ryan Belec
Director of Public Relations	Brian Breseman
Editorial Content Manager	Trevor van Knotsenburg
Hockey Manager / Coordinator	Tom Garavaglia / Josh Dreith
Flagship Station, Television	SunSports Network
Radio Stations	WDAE 970, WWJB 1450, WSRQ 1530/107.5, WWCN 770, WYCG 104.9, WBSR 1450, WDFG 1350
TV Play-by-Play / Color / Reporter	Rick Peckham / Bobby "The Chief" Taylor / Paul Kennedy
Radio Play-by-Play / Analyst	David Mishkin / Phil Esposito
Arena (Capacity)	Amalie Arena (19,204)
Media Relations Phone	(813) 301-6500
Website	www.tampabaylightning.com

EDMONTON OILERS VS. TAMPA BAY LIGHTNING

YEARLY RECORD 1992-93 TO 2014-15

SEASON	GP					GF		PTS	PCT.	AT EDMONTON		AT TAMPA BAY			
	W	L	T	OTL	GA	GA	W-L-T-OTL			GF	GA	W-L-T-OTL	GF	GA	
1992-93	4	2	2	0	–	8	13	4	.500	2-0-0-0	6	4	0-2-0-0	2	9
1993-94	2	1	0	1	–	7	6	3	.750	1-0-0-0	3	2	0-0-1-0	4	4
1994-95	DID NOT PLAY														
1995-96	2	1	1	0	–	4	8	2	.500	0-1-0-0	0	5	1-0-0-0	4	3
1996-97	2	1	0	1	–	5	3	3	.750	1-0-0-0	3	1	0-0-1-0	2	2
1997-98	2	2	0	0	–	6	2	2	1.000	1-0-0-0	4	2	1-0-0-0	2	0
1998-99	2	1	1	0	–	5	3	2	.500	0-1-0-0	1	2	1-0-0-0	4	1
1999-00	2	2	0	0	0	12	4	4	1.000	1-0-0-0	5	1	1-0-0-0	7	3
2000-01	1	1	0	0	0	5	4	2	1.000	0-0-0-0	0	0	1-0-0-0	5	4
2001-02	2	2	0	0	0	5	3	4	1.000	1-0-0-0	2	1	1-0-0-0	3	2
2002-03	1	0	1	0	0	2	3	0	.000	0-0-0-0	0	0	0-1-0-0	2	3
2003-04	1	0	1	0	0	2	3	0	.000	0-1-0-0	2	3	0-0-0-0	0	0
2004-05	DID NOT PLAY														
2005-06	DID NOT PLAY														
2006-07	1	0	1	0	0	1	3	0	.000	0-1-0-0	1	3	0-0-0-0	0	0
2007-08	1	0	1	0	0	3	4	0	.000	0-0-0-0	0	0	0-1-0-0	3	4
2008-09	1	1	0	0	0	5	3	2	1.000	1-0-0-0	5	3	0-0-0-0	0	0
2009-10	1	1	0	0	0	3	2	2	1.000	0-0-0-0	0	0	1-0-0-0	3	2
2010-11	1	1	0	0	0	4	3	2	1.000	1-0-0-0	4	3	0-0-0-0	0	0
2011-12	1	0	0	0	1	2	3	1	.500	0-0-0-0	0	0	0-0-0-1	2	3
2012-13	DID NOT PLAY														
2013-14	2	1	1	0	0	7	7	2	.500	1-0-0-0	5	3	0-1-0-0	2	4
2014-15	2	1	1	0	0	5	5	2	.500	1-0-0-0	3	2	0-1-0-0	2	3
TOTALS	31	18	10	2	1	88	82	42	.629	11-4-0-0	44	35	7-6-2-1	47	47



EDMONTON OILERS VS. TAMPA BAY LIGHTNING

2014-15 RESULTS & STATISTICS

AT EDMONTON		WINNING GOAL							AT TAMPA BAY		WINNING GOAL						
20 Oct '14 TBL 2 @ EDM 3		Ryan Nugent-Hopkins							15 Jan '15 EDM 2 @ TBL 3		Ondrej Palat						
OILERS	GP	G	A	P	+/-	PIM	PP	SH	LIGHTNING	GP	G	A	P	+/-	PIM	PP	SH
Taylor Hall	2	1	2	3	0	2	0	0	Tyler Johnson	2	0	3	3	1	0	0	0
Ryan Nugent-Hopkins	2	1	2	3	0	0	0	0	Ondrej Palat	2	2	0	2	0	0	0	0
Benoit Pouliot	2	2	0	2	2	0	1	1	Jason Garrison	2	0	2	2	3	0	0	0
Justin Schultz	2	1	0	1	-2	0	0	0	Brian Boyle	2	1	0	1	1	0	0	0
Jordan Eberle	2	0	1	1	-1	0	0	0	Brett Connolly	2	1	0	1	2	2	0	0
Andrew Ference	2	0	1	1	0	0	0	0	Steven Stamkos	2	1	0	1	-1	0	0	0
Nail Yakupov	2	0	1	1	1	0	0	0	Matthew Carle	2	0	1	1	1	2	0	0
Mark Fayne	2	0	0	0	0	0	0	0	Nikita Kucherov	2	0	1	1	2	0	0	0
Boyd Gordon	2	0	0	0	0	0	0	0	Brenden Morrow	1	0	1	1	1	0	0	0
Matt Hendricks	2	0	0	0	0	4	0	0	Nikita Nesterov	1	0	1	1	1	0	0	0
Nikita Nikitin	2	0	0	0	-1	0	0	0	Mark Barberio	2	0	0	0	0	2	0	0
Jeff Petry	2	0	0	0	-1	0	0	0	J.T. Brown	2	0	0	0	1	2	0	0
Teddy Purcell	2	0	0	0	-3	0	0	0	Ryan Callahan	2	0	0	0	0	0	0	0
Mark Arcobello	1	0	0	0	1	0	0	0	Valtteri Filppula	2	0	0	0	-2	0	0	0
Leon Draisaitl	1	0	0	0	-2	0	0	0	Vladislav Namestnikov	2	0	0	0	0	4	0	0
Matt Fraser	1	0	0	0	-1	0	0	0	Anton Stralman	2	0	0	0	-2	0	0	0
Jesse Joensuu	1	0	0	0	0	2	0	0	Andrei Sustr	2	0	0	0	3	2	0	0
Oscar Klefbom	1	0	0	0	-1	0	0	0	Eric Brewer	1	0	0	0	0	0	0	0
Rob Klunkhammer	1	0	0	0	0	0	0	0	Jonathan Drouin	1	0	0	0	-1	0	0	0
Anton Lander	1	0	0	0	-1	0	0	0	Alex Killorn	1	0	0	0	0	0	0	0
Martin Marincin	1	0	0	0	1	0	0	0	Cedric Paquette	1	0	0	0	0	0	0	0
David Perron	1	0	0	0	-2	0	0	0									
Derek Roy	1	0	0	0	0	0	0	0									

OILERS GOALTENDERS	GP	MIN	W-L-OT	GA	SA	SV	GAA	SV%
Ben Scrivens	2	118	1-1-0	5	43	38	2.54	.884
LIGHTNING GOALTENDERS	GP	MIN	W-L-OT	GA	SA	SV	GAA	SV%
Ben Bishop	2	119	1-1-0	5	55	50	2.53	.909

GOALS BY PERIOD	1	2	3	OT	TOTAL	SHOTS BY PERIOD	1	2	3	OT	TOTAL
Oilers	1	3	1	0	5	Oilers	15	19	21	0	55
Lightning	0	2	3	0	5	Lightning	11	14	18	0	43
POWERPLAY	PPG	ATT	PCT.	PENALTY KILLING	PK	TSH	PCT.				
Oilers	1	6	16.7	Oilers	3	3	100.0				
Lightning	0	3	0.0	Lightning	5	6	83.3				



TORONTO MAPLE LEAFS

Air Canada Centre
40 Bay Street
Toronto, ON M5J 2X2

2015-16 GAMES VS. TORONTO

At Edmonton – February 11
At Toronto – November 30

CLUB DIRECTORY

Board of Directors	Lawrence M. Tanenbaum, George Cope, Dale Lastman, Edward Rogers, Guy Laurence, Mary Ann Turcke, Siim Vanaselja, Tony Staffieri
Maple Leaf Sports & Entertainment Chairman, NHL Governor	Lawrence M. Tanenbaum
Alternate NHL Governor	Dale Lastman
President & CEO	Tim Leiweke
Chief Financial Officer	Ian Clarke
Chief Project Development Officer	Bob Hunter
Chief Commercial Officer	Dave Hopkinson
Chief Legal & Development Officer	Peter Miller
President & Alternate Governor	Brendan Shanahan
General Manager	Lou Lamoriello
Assistant General Manager	Kyle Dubas
Assistant to the General Manager	Brandon Pridham
Director of Player Personnel	Mark Hunter
Senior Advisor	Cliff Fletcher
Head Coach	Mike Babcock
Assistant Coaches	Jim Hiller, D.J. Smith and Andrew Brewer
Goaltending Coach	Steve Briere
Video Coordinator	Adam Jancelewicz
Director of Player Development	Scott Pellerin
Director, Hockey and Scouting Operations	Reid Mitchell
Director of Team Services, Hockey Operations	Bradley Holland
Director of Amateur Scouting	Dave Morrison
Director, Media Relations	Steve Keogh
Senior Manager, Media Relations	Scott McNaughton
Coordinator, Media Relations	Ian Meagher
Radio, Play-By-Play / Colour	Joe Bowen / Jim Ralph
Arena (Capacity)	Air Canada Centre (18,819)
Public Relations Phone	(416) 815-5700
Website	www.mapleleafs.com

EDMONTON OILERS VS. TORONTO MAPLE LEAFS

YEARLY RECORD 1979-80 TO 2014-15

SEASON	GP					GF		PTS	PCT.	AT EDMONTON			AT TORONTO		
	W	L	T	OTL	GA	GF	GA			W-L-T-OTL	GF	GA	W-L-T-OTL	GF	GA
1979-80	4	2	1	1	—	23	18	5	.625	1-1-0-0	11	9	1-0-1-0	12	9
1980-81	4	2	1	1	—	17	13	5	.625	1-0-1-0	8	5	1-1-0-0	9	8
1981-82	3	2	1	0	—	12	12	4	.667	2-0-0-0	11	5	0-1-0-0	1	7
1982-83	3	2	0	1	—	16	10	5	.833	0-0-1-0	6	6	2-0-0-0	10	4
1983-84	3	2	1	0	—	16	15	4	.667	2-0-0-0	13	7	0-1-0-0	3	8
1984-85	3	2	0	1	—	19	8	5	.833	0-0-1-0	3	3	2-0-0-0	16	5
1985-86	3	2	1	0	—	25	17	4	.667	2-0-0-0	16	6	0-1-0-0	9	11
1986-87	3	2	1	0	—	18	10	4	.667	1-0-0-0	9	2	1-1-0-0	9	8
1987-88	3	2	0	1	—	15	10	5	.833	1-0-1-0	9	6	1-0-0-0	6	4
1988-89	3	3	0	0	—	23	5	6	1.000	1-0-0-0	9	1	2-0-0-0	14	4
1989-90	3	1	2	0	—	12	12	2	.333	1-1-0-0	10	9	0-1-0-0	2	3
1990-91	3	2	1	0	—	9	6	4	.667	1-0-0-0	3	2	1-1-0-0	6	4
1991-92	3	1	2	0	—	14	17	2	.333	0-1-0-0	2	5	1-1-0-0	12	12
1992-93	3	0	2	1	—	7	13	1	.167	0-1-1-0	5	9	0-1-0-0	2	4
1993-94	4	1	2	1	—	15	14	3	.375	1-1-0-0	8	6	0-1-1-0	7	8
1994-95	4	2	2	0	—	17	14	4	.500	1-1-0-0	10	9	1-1-0-0	7	5
1995-96	4	0	3	1	—	10	19	1	.125	0-1-1-0	6	7	0-2-0-0	4	12
1996-97	4	3	1	0	—	17	17	6	.750	2-0-0-0	10	8	1-1-0-0	7	9
1997-98	4	2	2	0	—	11	13	4	.500	2-0-0-0	6	4	0-2-0-0	5	9
1998-99	3	0	3	0	—	5	11	0	.000	0-2-0-0	3	8	0-1-0-0	2	3
1999-00	3	0	2	0	1	4	10	1	.167	0-1-0-1	2	5	0-1-0-0	2	5

**EDMONTON OILERS VS. TORONTO MAPLE LEAFS****YEARLY RECORD 1979-80 TO 2014-15**

SEASON	GP	W	L	T	OTL	GF	GA	PTS	PCT.	AT EDMONTON			AT TORONTO		
										W-L-T-OTL	GF	GA	W-L-T-OTL	GF	GA
2000-01	3	1	2	0	0	8	8	2	.333	1-1-0-0	5	4	0-1-0-0	3	4
2001-02	2	1	1	0	0	5	5	2	.500	1-1-0-0	5	5	0-0-0-0	0	0
2002-03	3	2	1	0	0	10	9	4	.667	1-1-0-0	5	5	1-0-0-0	5	4
2003-04	2	1	1	0	0	4	6	2	.500	1-0-0-0	3	2	0-1-0-0	1	4
2004-05	DID NOT PLAY														
2005-06	1	0	1	0	0	2	3	0	.000	0-1-0-0	2	3	0-0-0-0	0	0
2006-07	1	0	1	0	0	3	4	0	.000	0-0-0-0	0	0	0-1-0-0	3	4
2007-08	DID NOT PLAY														
2008-09	2	1	1	0	0	6	6	2	.500	0-1-0-0	2	5	1-0-0-0	4	1
2009-10	2	1	1	0	0	7	7	2	.500	1-0-0-0	3	1	0-1-0-0	4	6
2010-11	2	1	1	0	0	6	4	2	.500	0-1-0-0	1	4	1-0-0-0	5	0
2011-12	2	0	1	0	1	6	10	1	.250	0-0-0-1	3	4	0-1-0-0	3	6
2012-13	DID NOT PLAY														
2013-14	2	0	1	0	1	5	10	1	.250	0-1-0-0	0	4	0-0-0-1	5	6
2014-15	2	1	1	0	0	5	6	2	.500	1-0-0-0	4	1	0-1-0-0	1	5
TOTALS	94	42	41	8	3	372	342	95	.505	25-17-6-2	193	160	17-24-2-1	179	182

EDMONTON OILERS VS. TORONTO MAPLE LEAFS**2014-15 RESULTS & STATISTICS**

AT EDMONTON			WINNING GOAL			AT TORONTO			WINNING GOAL		
16 Mar '15	TOR 1 @ EDM 4		Jordan Eberle			07 Feb '15	EDM 1 @ TOR 5		Phil Kessel		

OILERS	GP	G	A	P	+/-	PIM	PP	SH	MAPLE LEAFS	GP	G	A	P	+/-	PIM	PP	SH
Mark Arcobello	2	0	3	3	-2	0	0	0	Phil Kessel	2	1	1	2	1	2	0	0
Jordan Eberle	2	1	2	3	0	0	1	0	Peter Holland	1	1	1	2	1	0	0	0
Benoit Pouliot	1	2	0	2	2	0	0	0	Jake Gardiner	2	0	2	2	2	0	0	0
Ryan Nugent-Hopkins	2	0	2	2	-1	0	0	0	Richard Panik	2	1	0	1	1	0	1	0
Anton Lander	2	1	0	1	1	2	1	0	Morgan Rielly	2	1	0	1	0	0	0	0
James Gazdic	1	1	0	1	1	0	0	0	James van Riemsdyk	2	1	0	1	0	0	1	0
Oscar Klefbom	2	0	1	1	0	0	0	0	Mike Santorelli	1	1	0	1	0	0	0	0
Rob Klunkhammer	2	0	1	1	0	7	0	0	Nazem Kadri	2	0	1	1	-1	2	0	0
Teddy Purcell	2	0	1	1	-1	0	0	0	Cody Franson	1	0	1	1	2	0	0	0
Justin Schultz	2	0	1	1	0	0	0	0	Dion Phaneuf	1	0	1	1	0	2	0	0
Nail Yakupov	2	0	1	1	-1	2	0	0	Stephane Robidas	1	0	1	1	0	0	0	0
Keith Aulie	1	0	1	1	0	2	0	0	David Booth	2	0	0	0	0	5	0	0
Mark Fayne	2	0	0	2	0	0	0	0	Tyler Bozak	2	0	0	0	1	24	0	0
Andrew Ference	2	0	0	0	-2	0	0	0	Leo Komarov	2	0	0	0	1	2	0	0
Matt Fraser	2	0	0	0	-2	2	0	0	Joffrey Lupul	2	0	0	0	0	0	0	0
Boyd Gordon	2	0	0	0	-1	0	0	0	Trevor Smith	2	0	0	0	1	0	0	0
Matt Hendricks	2	0	0	0	-1	2	0	0	TJ Brennan	1	0	0	0	-1	0	0	0
Martin Marincin	2	0	0	0	1	0	0	0	Eric Brewer	1	0	0	0	-1	4	0	0
Derek Roy	2	0	0	0	0	0	0	0	Korbinian Holzer	1	0	0	0	0	1	0	0
Ryan Hamilton	1	0	0	0	0	0	0	0	Brandon Kozun	1	0	0	0	-1	0	0	0
Iiro Pakarinen	1	0	0	0	0	0	0	0	Joakim Lindstrom	1	0	0	0	-1	0	0	0
Jeff Petry	1	0	0	0	-3	2	0	0	Andrew MacWilliam	1	0	0	0	-1	0	0	0
									Roman Polak	1	0	0	0	0	0	0	0
									Zach Sill	1	0	0	0	-1	0	0	0
									Daniel Winnik	1	0	0	0	1	0	0	0

OILERS GOALTENDERS	GP	MIN	W-L-OT	GA	SA	SV	GAA	SV%
Ben Scrivens	1	60	1-0-0	1	29	28	1.00	.966
Viktor Fasth	1	60	0-1-0	5	28	23	5.00	.821
MAPLE LEAFS GOALTENDERS	GP	MIN	W-L-OT	GA	SA	SV	GAA	SV%
James Reimer	2	112	1-0-0	2	60	58	1.07	.967
Jonathan Bernier	1	8	0-1-0	3	4	1	22.13	.250

GOALS BY PERIOD	1	2	3	OT	TOTAL	SHOTS BY PERIOD	1	2	3	OT	TOTAL
Oilers	4	0	1	0	5	Oilers	22	20	22	0	64
Maple Leafs	1	3	2	0	6	Maple Leafs	17	24	16	0	57
POWERPLAY	PPG	ATT	PCT.	PENALTY KILLING	PK	TSH	PCT.				
Oilers	2	8	25.0	Oilers	6	8	75.0				
Maple Leafs	2	8	25.0	Maple Leafs	6	8	75.0				



VANCOUVER CANUCKS

Rogers Arena
800 Griffiths Way
Vancouver, BC V6B 6G1

2015-16 GAMES VS. VANCOUVER

At Edmonton – March 18, April 6
At Vancouver – October 18, December 26, April 9

CLUB DIRECTORY

Chairman, Canucks L.P. and Governor, NHL.....	Francesco Aquilini
Chairman, Canucks L.P. and Governor, NHL.....	Francesco Aquilini
Alternate Governors, NHL.....	Roberto Aquilini, Paolo Aquilini
President and Alt. Governor, NHL.....	Trevor Linden
Chief Operating Officer and Alt. Governor, NHL.....	Victor de Bonis
General Manager and Alt. Governor, NHL.....	Jim Benning
Assistant G.M.....	John Weisbrod
Head Coach.....	Willie Desjardins
Assistant Coaches.....	Glen Gulutzan, Doug Lidster, Perry Pearn
Goaltending Coach / Video Coach.....	Roland Melanson / Ben Cooper
Sr. Advisor to GM & Director, Player Development.....	Stan Smyl
Vice President and General Counsel.....	Chris Gear
Vice President, Hockey Operations and Asst. G.M.....	Laurence Gilman
Vice President, Hockey Administration, Entertainment and Content.....	TC Carling
Vice President, Communications and Community Partnerships.....	Chris Brumwell
Director, Hockey Operations and Analytics.....	Jonathan Wall
Director, Media Relations and Team Operations.....	Ben Brown
Manager, Media Relations and Publications.....	Stephanie Maniogo
Manager, Team Services.....	Mike Brown
Coordinator, Media Relations and Publications.....	Alfred De Vera
Arena (Capacity).....	Rogers Arena (18,870)
Media Relations Phone.....	(604) 899-4600
Website.....	www.canucks.com

EDMONTON OILERS VS. VANCOUVER CANUCKS

YEARLY RECORD 1979-80 TO 2014-15

SEASON	GP	W	L	T	OTL	GF	GA	PTS	PCT.	AT EDMONTON			AT VANCOUVER		
										W-L-T-OTL	GF	GA	W-L-T-OTL	GF	GA
1979-80	4	1	2	1	—	11	17	3	.375	0-1-1-0	6	9	1-1-0-0	5	8
1980-81	4	2	2	0	—	19	13	4	.500	1-1-0-0	9	7	1-1-0-0	10	6
1981-82	8	5	2	1	—	36	25	11	.688	4-0-0-0	26	10	1-2-1-0	10	15
1982-83	8	5	2	1	—	42	25	11	.688	2-1-1-0	18	13	3-1-0-0	24	12
1983-84	8	6	1	1	—	51	32	13	.813	3-0-1-0	29	16	3-1-0-0	22	16
1984-85	8	3	3	2	—	38	28	8	.500	3-1-0-0	22	8	0-2-2-0	16	20
1985-86	8	7	0	1	—	51	23	15	.938	3-0-1-0	31	12	4-0-0-0	20	11
1986-87	8	7	0	1	—	44	23	15	.938	4-0-0-0	19	9	3-0-1-0	25	14
1987-88	8	7	0	1	—	46	27	15	.938	4-0-0-0	25	15	3-0-1-0	21	12
1988-89	8	3	5	0	—	23	30	6	.375	2-2-0-0	11	13	1-3-0-0	12	17
1989-90	8	6	1	1	—	31	19	13	.813	3-1-0-0	18	13	3-0-1-0	14	6
1990-91	8	5	3	0	—	41	34	10	.625	4-0-0-0	23	14	1-3-0-0	18	20
1991-92	7	5	2	0	—	35	26	10	.714	2-1-0-0	15	9	3-1-0-0	20	17
1992-93	7	3	4	0	—	26	25	6	.429	2-2-0-0	15	11	1-2-0-0	11	14
1994-95	5	1	3	1	—	14	24	3	.300	0-2-0-0	3	10	1-1-1-0	11	14
1995-96	6	2	2	2	—	21	20	6	.500	1-1-1-0	10	9	1-1-1-0	11	11
1996-97	5	2	2	1	—	19	12	5	.500	1-1-1-0	8	7	1-1-0-0	11	5
1997-98	5	1	4	0	—	12	20	2	.200	1-1-0-0	6	8	0-3-0-0	6	12
1998-99	6	5	0	1	—	20	9	11	.917	3-0-0-0	12	6	2-0-1-0	8	3
1999-00	6	3	1	1	1	20	19	8	.667	1-1-1-0	8	8	2-0-0-1	12	11
2000-01	5	2	2	0	1	16	18	5	.500	1-1-0-1	10	11	1-1-0-0	6	7
2001-02	5	2	1	2	0	12	10	6	.600	1-1-0-0	6	6	1-0-2-0	6	4
2002-03	5	0	2	1	2	13	20	3	.300	0-2-0-1	7	13	0-0-1-1	6	7
2003-04	6	2	3	0	1	15	20	5	.417	1-1-0-1	7	10	1-2-0-0	8	10
2004-05										DID NOT PLAY					
2005-06	8	6	1	0	1	31	27	13	.813	3-1-0-0	13	11	3-0-0-1	18	16

**EDMONTON OILERS VS. VANCOUVER CANUCKS****YEARLY RECORD 1979-80 TO 2014-15**

SEASON	GP	W	L	T	OTL	GF	GA	PTS	PCT.	AT EDMONTON				AT VANCOUVER			
										W-L-T-OTL	GF	GA	PCT.	W-L-T-OTL	GF	GA	PCT.
2006-07	8	2	5	0	1	17	24	5	.313	1-3-0-0	7	14	.313	1-2-0-1	10	10	.313
2007-08	8	4	4	0	0	16	23	8	.500	2-2-0-0	10	14	.500	2-2-0-0	6	9	.500
2008-09	6	3	3	0	0	18	19	6	.500	2-1-0-0	10	7	.500	1-2-0-0	8	12	.500
2009-10	6	2	3	0	1	11	19	5	.416	2-0-0-1	7	6	.416	0-3-0-0	4	13	.416
2010-11	6	2	4	0	0	13	16	4	.333	1-2-0-0	6	6	.333	1-2-0-0	7	10	.333
2011-12	6	1	4	0	1	13	22	3	.250	1-2-0-0	8	11	.250	0-2-0-1	5	11	.250
2012-13	5	3	1	0	1	16	11	7	.700	2-0-0-1	13	5	.700	1-1-0-0	3	6	.700
2013-14	5	2	3	0	0	12	16	4	.400	1-1-0-0	6	4	.400	1-2-0-0	6	12	.400
2014-15	5	0	3	0	2	15	21	2	.200	0-3-0-0	6	10	.200	0-0-0-2	9	11	.200
TOTALS	226	112	83	19	12	838	750	255	.564	64-37-7-5	442	344	.564	48-46-12-7	396	405	.564

EDMONTON OILERS VS. VANCOUVER CANUCKS**2014-15 RESULTS & STATISTICS**

AT EDMONTON			WINNING GOAL	AT VANCOUVER			WINNING GOAL
19 Nov '14	VAN 5 @ EDM 4		Yannick Weber	11 Apr '15	EDM 5 @ VAN 6 (OT)		Alexander Edler
01 Nov '14	VAN 3 @ EDM 2		Derek Dorsett	11 Oct '14	EDM 4 @ VAN 5 (SO)		Chris Higgins
17 Oct '14	VAN 2 @ EDM 0		Radim Vrбата				

OILERS	GP	G	A	P	+/-	PIM	PP	SH	CANUCKS	GP	G	A	P	+/-	PIM	PP	SH
Teddy Purcell	5	2	2	4	-5	0	1	0	Daniel Sedin	5	2	8	10	3	0	0	0
Taylor Hall	5	1	3	4	2	6	0	0	Radim Vrбата	5	4	4	8	5	2	3	0
Benoit Pouliot	5	1	3	4	2	2	0	0	Henrik Sedin	5	1	7	8	2	2	0	0
Mark Arcobello	4	1	2	3	-2	2	0	0	Nick Bonino	5	1	3	4	2	2	0	0
David Perron	4	1	2	3	-4	0	0	0	Alexander Edler	5	1	3	4	3	0	0	0
Jordan Eberle	5	2	0	2	0	4	0	0	Linden Vey	4	2	1	3	-1	2	1	0
Nail Yakupov	5	2	0	2	0	0	0	0	Jannik Hansen	5	2	0	2	0	0	0	1
Andrew Ference	4	1	1	2	1	9	0	0	Sven Baertschi	1	2	0	2	1	0	0	0
Steven Pinizzotto	1	1	1	2	0	7	0	0	Derek Dorsett	5	1	1	2	1	9	0	1
Martin Marincin	3	0	2	2	1	0	0	0	Chris Higgins	4	1	1	2	0	0	0	0
Boyd Gordon	4	1	0	1	-1	2	0	0	Yannick Weber	3	1	1	2	1	0	0	0
Jesse Joensuu	3	1	0	1	0	4	0	1	Kevin Bieksa	5	1	0	1	-1	7	0	0
Brad Hunt	2	1	0	1	-2	0	1	0	Luca Sbisa	4	1	0	1	0	0	0	0
Matt Hendricks	5	0	1	1	-2	2	0	0	Alexandre Burrows	4	0	1	1	-2	6	0	0
Justin Schultz	5	0	1	1	-2	0	0	0	Dan Hamhuis	4	0	1	1	3	7	0	0
Leon Draisaitl	4	0	1	1	2	0	0	0	Shawn Matthias	4	0	1	1	1	2	0	0
Mark Fayne	4	0	1	1	1	2	0	0	Bo Horvat	2	0	1	1	-1	0	0	0
Oscar Klefbom	1	0	1	1	1	0	0	0	Brandon McMillan	1	0	1	1	1	0	0	0
David Musil	1	0	1	1	-1	2	0	0	Tom Sestito	1	0	1	1	1	0	0	0
Derek Roy	1	0	1	1	-1	2	0	0	Christopher Tanev	5	0	0	0	2	0	0	0
Ryan Nugent-Hopkins	4	0	0	0	-2	7	0	0	Zack Kassian	4	0	0	0	-3	4	0	0
Jeff Petry	4	0	0	0	1	2	0	0	Brad Richardson	4	0	0	0	-3	0	0	0
Nikita Nikitin	3	0	0	0	1	2	0	0	Ryan Stanton	4	0	0	0	-2	4	0	0
Keith Aulie	2	0	0	0	-3	0	0	0	Ronalds Kenins	1	0	0	0	-1	0	0	0
Brandon Davidson	1	0	0	0	-1	0	0	0									
Matt Fraser	1	0	0	0	0	0	0	0									
Luke Gazdic	1	0	0	0	0	0	0	0									
Rob Klunkhammer	1	0	0	0	0	0	0	0									
Anton Lander	1	0	0	0	-1	2	0	0									
Tyler Pitlick	1	0	0	0	-1	0	0	0									

OILERS GOALTENDERS	GP	MIN	W-L-OT	GA	SA	SV	GAA	SV%
Viktor Fasth	1	65	0-0-1	4	43	39	3.69	.907
Ben Scrivens	4	238	0-3-1	15	113	98	3.79	.867
CANUCKS GOALTENDER	GP	MIN	W-L-OT	GA	SA	SV	GAA	SV%
Ryan Miller	5	307	5-0-0	15	144	129	2.93	.896

GOALS BY PERIOD	1	2	3	OT	TOTAL	SHOTS BY PERIOD	1	2	3	OT	TOTAL
Oilers	5	9	1	0	15	Oilers	48	51	42	3	144
Canucks	4	9	6	1	20	Canucks	45	69	37	6	157
POWERPLAY	PPG	ATT	PCT.	PENALTY KILLING	PK	TSH	PCT.				
Oilers	2	16	12.5	Oilers	17	21	81.0				
Canucks	4	21	19.0	Canucks	14	16	87.5				



WASHINGTON CAPITALS

Verizon Center
601 F Street NW
Washington, DC 20004

2015-16 GAMES VS. WASHINGTON

At Edmonton – October 23
At Washington – November 23

CLUB DIRECTORY

Ownership.....	Monumental Sports & Entertainment
Chairman, Majority Owner and CEO.....	Ted Leonsis
Vice Chairman and President, C.O.O.....	Dick Patrick
Vice Chairmen.....	Raul Fernandez, Sheila Johnson
Senior Vice President and General Manager.....	Brian MacLellan
Assistant General Manager.....	Ross Mahoney
Assistant General Manager, Dir. of Legal Affairs.....	Don Fishman
Senior Vice President, Communications and CCO, Monumental Sports & Entertainment.....	Kurt Kehl
Head Coach.....	Barry Trotz
Assistant Coaches.....	Lane Lambert, Todd Reirden, Blaine Forsythe
Video Coach.....	Brett Leonhardt
Goaltending Coach.....	Mitch Korn
Director, Player Development.....	Steve Richmond
Director, Scouting Operations.....	Kris Wagner
Senior Director, Communications.....	Sergey Kocharov
Manager, Team Services.....	Rob Tillotson
Media Relations Manager.....	Pace Sagester
Communications Coordinator.....	Megan Eichenberg
Radio Rightsholder.....	WJFK
Radio Play-by-Play / Analyst.....	John Walton / Ken Sabourin
Television Rightsholder.....	Comcast SportsNet
Television Play-by-Play / Analyst.....	Joe Beninati / Craig Laughlin
Television Reporters / Studio Analyst.....	Al Koken, Jill Sorenson / Alan May
Arena (Capacity).....	Verizon Center (18,506)
Media Relations Phone.....	(202) 266-2200
Website.....	www.washingtoncaps.com

EDMONTON OILERS VS. WASHINGTON CAPITALS

YEARLY RECORD 1979-80 TO 2014-15

SEASON	AT EDMONTON										AT WASHINGTON					
	GP	W	L	T	OTL	GF	GA	PTS	PCT.	W-L-T-OTL	GF	GA	W-L-T-OTL	GF	GA	
1979-80	4	3	1	0	—	22	13	6	.750	1-1-0-0	12	8	2-0-0-0	10	5	
1980-81	4	1	2	1	—	14	17	3	.375	1-0-1-0	8	5	0-2-0-0	6	12	
1981-82	3	2	0	1	—	15	10	5	.833	1-0-0-0	5	3	1-0-1-0	10	7	
1982-83	3	2	0	1	—	14	9	5	.833	1-0-1-0	9	6	1-0-0-0	5	3	
1983-84	3	2	1	0	—	20	16	4	.667	1-0-0-0	11	3	1-1-0-0	9	13	
1984-85	3	1	0	2	—	14	11	4	.667	0-0-2-0	6	6	1-0-0-0	8	5	
1985-86	3	0	3	0	—	8	15	0	.000	1-1-0-0	2	5	0-2-0-0	6	10	
1986-87	3	1	2	0	—	11	13	2	.333	1-1-0-0	9	8	0-1-0-0	2	5	
1987-88	3	1	2	0	—	5	8	2	.333	1-0-0-0	3	2	0-2-0-0	2	6	
1988-89	3	1	2	0	—	9	16	2	.333	1-1-0-0	6	11	0-1-0-0	3	5	
1989-90	3	2	1	0	—	13	11	4	.667	0-1-0-0	3	4	2-0-0-0	10	7	
1990-91	3	0	3	0	—	6	12	0	.000	0-2-0-0	3	6	0-1-0-0	3	6	
1991-92	2	0	2	0	—	7	12	0	.000	0-1-0-0	5	6	0-1-0-0	2	6	
1992-93	2	1	1	0	—	7	6	2	.500	1-0-0-0	4	2	0-1-0-0	3	4	
1993-94	2	0	1	1	—	4	5	1	.250	0-1-0-0	2	3	0-0-1-0	2	2	
1994-95	DID NOT PLAY															
1995-96	2	0	2	0	—	4	8	0	.000	0-1-0-0	1	2	0-1-0-0	3	6	
1996-97	2	2	0	0	—	7	2	2	1.000	1-0-0-0	4	1	1-0-0-0	3	1	
1997-98	2	1	1	0	—	5	4	2	.500	1-0-0-0	4	2	0-1-0-0	1	2	
1998-99	2	1	1	0	—	11	6	2	.500	1-0-0-0	8	2	0-1-0-0	3	4	
1999-00	1	1	0	0	0	6	2	2	1.000	1-0-0-0	6	2	0-0-0-0	0	0	
2000-01	1	0	1	0	0	0	4	0	.000	0-0-0-0	0	0	0-1-0-0	0	4	
2001-02	2	1	1	0	0	6	5	2	.500	1-0-0-0	4	1	0-1-0-0	2	4	

**EDMONTON OILERS VS. WASHINGTON CAPITALS****YEARLY RECORD 1979-80 TO 2014-15**

SEASON	GP	W	L	T	OTL	AT EDMONTON		PTS	PCT.	AT EDMONTON		AT WASHINGTON			
						GF	GA			W-L-T-OTL	GF	GA	W-L-T-OTL	GF	GA
2002-03	1	1	0	0	0	5	3	2	1.000	1-0-0-0	5	3	0-0-0-0	0	0
2003-04	1	0	1	0	0	0	1	0	.000	0-0-0-0	0	0	0-1-0-0	0	1
2004-05										DID NOT PLAY					
2005-06										DID NOT PLAY					
2006-07	1	1	0	0	0	4	0	2	1.000	1-0-0-0	4	0	0-0-0-0	0	0
2007-08	1	0	0	0	1	4	5	1	.500	0-0-0-0	0	0	0-0-0-1	4	5
2008-09	1	1	0	0	0	5	2	2	1.000	0-0-0-0	0	0	1-0-0-0	5	2
2009-10	1	0	1	0	0	2	4	0	.000	0-1-0-0	2	4	0-0-0-0	0	0
2010-11	1	0	1	0	0	0	5	0	.000	0-0-0-0	0	0	0-1-0-0	0	5
2011-12	1	1	0	0	0	2	1	2	1.000	1-0-0-0	2	1	0-0-0-0	0	0
2012-13										DID NOT PLAY					
2013-14	2	0	2	0	0	3	8	0	.000	0-1-0-0	1	4	0-1-0-0	2	4
2014-15	2	2	0	0	0	8	6	4	1.000	1-0-0-0	3	2	1-0-0-0	5	4
TOTALS	68	29	33	6	1	241	240	65	.478	18-12-4-0	132	202	11-20-2-1	109	138

EDMONTON OILERS VS. WASHINGTON CAPITALS**2014-15 RESULTS & STATISTICS**

AT EDMONTON	WINNING GOAL	AT WASHINGTON	WINNING GOAL
22 Oct '14 WSH 2 @ EDM 3	Nikita Nikitin	20 Jan '15 EDM 5 @ WSH 4 (SO)	Teddy Purcell

OILERS	GP	G	A	P	+/-	PIM	PP	SH	CAPITALS	GP	G	A	P	+/-	PIM	PP	SH
Ryan Nugent-Hopkins	2	2	1	3	1	0	0	0	John Carlson	2	1	2	3	0	0	1	0
Teddy Purcell	2	1	2	3	2	0	0	0	Mike Green	2	1	2	3	2	2	0	0
Nikita Nikitin	2	2	0	2	1	0	2	0	Andre Burakovsky	2	0	3	3	1	0	0	0
Justin Schultz	2	2	1	2	0	0	0	0	Alex Ovechkin	2	2	0	2	-1	0	1	0
Derek Roy	1	1	0	1	0	0	0	0	Nicklas Backstrom	2	1	1	2	-1	0	0	0
Jordan Eberle	2	0	1	1	1	0	0	0	Marcus Johansson	2	0	2	2	2	0	0	0
Benoit Pouliot	2	0	1	1	0	0	0	0	Jay Beagle	2	1	0	1	2	2	0	0
Nail Yakupov	2	0	1	1	0	0	0	0	Tom Wilson	1	0	1	1	1	2	0	0
Leon Draisaitl	1	0	1	1	1	0	0	0	Karl Alzner	2	0	0	0	-2	2	0	0
Matt Fraser	1	0	1	1	1	0	0	0	Troy Brouwer	2	0	0	0	-1	0	0	0
Oscar Klefbom	1	0	1	1	0	0	0	0	Jason Chimera	2	0	0	0	0	2	0	0
Anton Lander	1	0	1	1	1	0	0	0	Eric Fehr	2	0	0	0	-2	0	0	0
David Perron	1	0	1	1	1	0	0	0	Evgeny Kuznetsov	2	0	0	0	0	0	0	0
Mark Fayne	2	0	0	0	1	2	0	0	Matt Niskanen	2	0	0	0	-3	4	0	0
Andrew Ference	2	0	0	0	-1	0	0	0	Brooks Orpik	2	0	0	0	-1	0	0	0
Boyd Gordon	2	0	0	0	-1	0	0	0	Joel Ward	2	0	0	0	-2	0	0	0
Taylor Hall	2	0	0	0	2	0	0	0	Jack Hillen	1	0	0	0	1	0	0	0
Matt Hendricks	2	0	0	0	-2	7	0	0	Brooks Laich	1	0	0	0	-1	0	0	0
Jeff Petry	2	0	0	0	-1	2	0	0	Michael Latta	1	0	0	0	0	0	0	0
Mark Arcobello	1	0	0	0	0	0	0	0	Liam O'Brien	1	0	0	0	0	7	0	0
Jesse Joensuu	1	0	0	0	-1	2	0	0	Nate Schmidt	1	0	0	0	1	0	0	0
Rob Klunkhammer	1	0	0	0	-1	0	0	0									
Martin Marincin	1	0	0	0	1	0	0	0									

OILERS GOALTENDERS	GP	MIN	W-L-OT	GA	SA	SV	GAA	SV%
Ben Scrivens	1	60	1-0-0	2	34	32	2.00	.941
Viktor Fasth	1	64	1-0-0	4	24	20	3.73	.833
CAPITALS GOALTENDER	GP	MIN	W-L-OT	GA	SA	SV	GAA	SV%
Braden Holtby	2	124	0-1-1	7	51	44	3.40	.863

GOALS BY PERIOD	1	2	3	OT	TOTAL	SHOTS BY PERIOD	1	2	3	OT	TOTAL
Oilers	2	3	2	0	7	Oilers	16	14	19	2	51
Capitals	4	1	1	0	6	Capitals	19	20	18	1	58
POWERPLAY	PPG	ATT	PCT.	PENALTY KILLING	PK	TSH	PCT.				
Oilers	2	8	25.0	Oilers	2	4	50.0				
Capitals	2	4	50.0	Capitals	6	8	75.0				



WINNIPEG JETS
 MTS Centre
 300 Portage Avenue
 Winnipeg, MB R3C 5S4

2015-16 GAMES VS. WINNIPEG
 At Edmonton – December 21, February 13
 At Winnipeg – March 6

CLUB DIRECTORY

Executive Chairman & Governor	Mark Chipman
Executive VP & Chief Operating Officer	John Olfert
Executive VP & General Manager	Kevin Cheveldayoff
President, TN Development	Jim Ludlow
Senior VP & Assistant General Manager	Craig Heisinger
Assistant General Manager	Larry Simmons
Executive Assistant, Hockey Operations	Katie Ferniuk
Head Coach	Paul Maurice
Assistant Coaches	Charlie Huddy, Pascal Vincent
Goaltending Coach	Wade Flaherty
Video Coach	Matt Prefontaine
Director, Pro Scouting	Mark Dobson
Director, Amateur Scouting	Mark Hillier
Senior Director, Corporate Communications	Scott Brown
Manager, Hockey Communications	Keegan Goodrich
Coordinator, Hockey Communications	Zach Peters
Coordinator, Team Services	Chris Kreviazuk
Arena (Capacity)	MTS Centre (15,294)
Media Relations Phone	(204) 987-7825
Website	www.winnipegjets.com

EDMONTON OILERS VS. WINNIPEG JETS (ATLANTA THRASHERS)

YEARLY RECORD 1999-00 TO 2014-15

SEASON	GP	W	L	T	OTL	GF	GA	PTS	PCT.	AT EDMONTON			AT WINNIPEG/ATLANTA		
										W-L-T-OTL	GF	GA	W-L-T-OTL	GF	GA
1999-00	2	2	0	0	0	8	4	4	1.000	1-0-0-0	5	4	1-0-0-0	3	0
2000-01	1	0	1	0	0	1	3	0	.000	0-1-0-0	1	3	0-0-0-0	0	0
2001-02	1	0	1	0	0	2	3	0	.000	0-0-0-0	0	0	0-1-0-0	2	3
2002-03	2	1	0	1	0	6	3	3	.750	0-0-1-0	3	3	1-0-0-0	3	0
2003-04	1	1	0	0	0	5	1	2	1.000	1-0-0-0	5	1	0-0-0-0	0	0
2004-05	DID NOT PLAY														
2005-06	DID NOT PLAY														
2006-07	1	1	0	0	0	5	1	2	1.000	1-0-0-0	5	1	0-0-0-0	0	0
2007-08	1	1	0	0	0	4	2	2	1.000	0-0-0-0	0	0	1-0-0-0	4	2
2008-09	1	0	0	0	1	3	4	1	.500	0-0-0-1	3	4	0-0-0-0	0	0
2009-10	1	0	1	0	0	2	3	0	.000	0-0-0-0	0	0	0-1-0-0	2	3
2010-11	1	1	0	0	0	5	3	2	1.000	1-0-0-0	5	3	0-0-0-0	0	0
2011-12	1	1	0	0	0	5	3	2	1.000	0-0-0-0	0	0	1-0-0-0	5	3
2012-13	DID NOT PLAY														
2013-14	3	1	1	0	1	12	10	3	.500	1-1-0-0	10	7	0-0-0-1	2	3
2014-15	3	0	1	0	2	7	12	2	.333	0-1-0-0	1	4	0-0-0-2	6	8
TOTALS	22	9	5	1	4	65	52	23	.523	5-3-1-1	38	30	4-2-0-3	27	22
WINNIPEG	7	2	2	0	3	24	25	7	.500	1-2-0-0	11	11	2-0-0-3	18	17
ATLANTA	12	7	3	1	1	41	27	16	.666	4-1-1-1	27	19	3-2-0-0	14	8

* Franchise in Atlanta from 1999-00 to 2010-11. Moved to Winnipeg for 2011-12 season.

**EDMONTON OILERS VS. WINNIPEG JETS****2014-15 RESULTS & STATISTICS****AT EDMONTON**

23 Mar '15 WPG 4 @ EDM 1

WINNING GOAL

Lee Stempniak

AT WINNIPEG

16 Feb '15 EDM 4 @ WPG 5 (SO)

03 Dec '14 EDM 2 @ WPG 3 (OT)

WINNING GOAL

Blake Wheeler

Mathieu Perreault

OILERS	GP	G	A	P	+/-	PIM	PP	SH	JETS	GP	G	A	P	+/-	PIM	PP	SH
Ryan Nugent-Hopkins	3	3	0	3	-2	0	0	0	Bryan Little	2	2	1	3	1	0	1	0
Nail Yakupov	3	2	0	2	0	0	1	0	Jacob Trouba	3	1	2	3	1	2	0	0
Jordan Eberle	3	0	2	2	-2	2	0	0	Toby Enstrom	2	0	3	3	3	2	0	0
Justin Schultz	3	0	2	2	0	0	0	0	Tyler Myers	2	2	0	2	3	2	1	0
Taylor Hall	2	0	2	2	0	2	0	0	Andrew Ladd	3	1	1	2	0	6	0	0
Teddy Purcell	3	1	0	1	-2	0	0	0	Dustin Byfuglien	2	1	1	2	2	0	0	0
Anton Lander	2	1	0	1	-1	2	1	0	Mathieu Perreault	2	1	1	2	1	0	0	0
Andrew Ference	3	0	1	1	0	0	0	0	Blake Wheeler	3	0	2	2	3	0	0	0
Boyd Gordon	3	0	1	1	0	0	0	0	Michael Frolik	3	1	0	1	-3	2	1	0
Oscar Klefbom	3	0	1	1	-1	0	0	0	Drew Stafford	2	1	0	1	0	2	0	0
Jeff Petry	2	0	1	1	-1	0	0	0	Lee Stempniak	1	1	0	1	1	0	0	0
Benoit Pouliot	2	0	1	1	-1	0	0	0	Jim Slater	3	0	1	1	2	0	0	0
Derek Roy	2	0	1	1	1	0	0	0	Mark Stuart	3	0	1	1	0	0	0	0
Iiro Pakarinen	1	0	1	1	0	0	0	0	Chris Thorburn	3	0	1	1	1	2	0	0
David Perron	1	0	1	1	0	0	0	0	Ben Chiarot	2	0	1	1	0	0	0	0
Mark Fayne	3	0	0	0	-2	2	0	0	Jay Harrison	1	0	1	1	0	0	0	0
Luke Gazdic	2	0	0	0	0	10	0	0	Evander Kane	1	0	1	1	2	0	0	0
Nikita Nikitin	2	0	0	0	-1	0	0	0	Jiri Tlustý	1	0	1	1	1	0	0	0
Mark Arcobello	1	0	0	0	0	0	0	0	Adam Lowry	3	0	0	0	-3	2	0	0
Keith Aulie	1	0	0	0	-1	4	0	0	Mark Scheifele	3	0	0	0	1	0	0	0
Leon Draisaitl	1	0	0	0	-1	0	0	0	Adam Pardy	2	0	0	0	-1	0	0	0
Matt Fraser	1	0	0	0	-1	0	0	0	Anthony Peluso	2	0	0	0	0	10	0	0
Ryan Hamilton	1	0	0	0	1	0	0	0	Zach Bogosian	1	0	0	0	0	0	0	0
Matt Hendricks	1	0	0	0	0	0	0	0	TJ Galiardi	1	0	0	0	0	0	0	0
Rob Klunkhammer	1	0	0	0	0	0	0	0	Matt Halischuk	1	0	0	0	0	0	0	0
Martin Marinčin	1	0	0	0	0	2	0	0	Eric O'Dell	1	0	0	0	0	0	0	0
Andrew Miller	1	0	0	0	-1	0	0	0	Paul Postma	1	0	0	0	-1	0	0	0
Steven Pinizzotto	1	0	0	0	0	0	0	0									
Tyler Pitlick	1	0	0	0	1	0	0	0									

OILERS GOALTENDERS

	GP	MIN	W-L-OT	GA	SA	SV	GAA	SV%
Viktor Fasth	1	65	0-0-1	4	46	42	3.69	.913
Ben Scrivens	2	120	0-1-1	7	50	43	3.49	.860
Richard Bachman	1	0	0-0-0	0	0	0	0.00	.000

JETS GOALTENDER

	GP	MIN	W-L-OT	GA	SA	SV	GAA	SV%
Ondrej Pavelec	2	120	2-0-0	3	58	55	1.50	.948
Michael Hutchinson	1	65	1-0-0	4	22	18	3.69	.818

GOALS BY PERIOD

	1	2	3	OT	TOTAL	SHOTS BY PERIOD	1	2	3	OT	TOTAL
Oilers	3	0	4	0	7	Oilers	19	33	25	3	80
Jets	3	3	4	1	11	Jets	31	32	28	5	96

POWERPLAY

	PPG	ATT	PCT.	PENALTY KILLING	PK	TSH	PCT.
Oilers	2	9	22.2	Oilers	4	7	57.1
Jets	3	7	42.9	Jets	7	9	77.8



EDMONTON OILERS YEARLY RECORD – 1979-80 TO 2014-15

SEASON	GP	W	L	T	OTL	GF	GA	PTS	PCT.	NHL RANK	FINISHED	PLAYOFF RESULT
1979-80	80	28	39	13	—	301	322	69	.431	16	4th Smythe	Lost Preliminary Round
1980-81	80	29	35	16	—	328	327	74	.463	14	4th Smythe	Lost Quarter-Final
1981-82	80	48	17	15	—	417	295	111	.694	2	1st Smythe	Lost Division Semi-Final
1982-83	80	47	21	12	—	424	315	106	.663	3	1st Smythe	Lost Stanley Cup Final
1983-84	80	57	28	5	—	446	314	119	.744	1	1st Smythe	WON STANLEY CUP
1984-85	80	49	20	11	—	401	298	109	.681	2	1st Smythe	WON STANLEY CUP
1985-86	80	56	17	7	—	426	310	119	.744	1	1st Smythe	Lost Division Semi-Final
1986-87	80	50	24	6	—	372	284	106	.663	1	1st Smythe	WON STANLEY CUP
1987-88	80	44	25	11	—	363	288	99	.619	3	2nd Smythe	WON STANLEY CUP
1988-89	80	38	34	8	—	325	306	84	.525	7	3rd Smythe	Lost Division Semi-Final
1989-90	80	38	28	14	—	315	283	90	.563	5	2nd Smythe	WON STANLEY CUP
1990-91	80	37	37	6	—	272	272	80	.500	11	3rd Smythe	Lost Conference Final
1991-92	80	36	34	10	—	295	297	82	.513	12	3rd Smythe	Lost Conference Final
1992-93	84	26	50	8	—	242	337	60	.357	20	5th Smythe	Out of Playoffs
1993-94	84	25	45	14	—	261	305	64	.381	23	6th Pacific	Out of Playoffs
1994-95	48	17	27	4	—	136	183	38	.396	22	5th Pacific	Out of Playoffs
1995-96	82	30	44	8	—	240	304	68	.415	21	5th Pacific	Out of Playoffs
1996-97	82	36	37	9	—	252	247	81	.494	13	3rd Pacific	Lost Conference Semi-Final
1997-98	82	35	37	10	—	215	224	80	.488	15	3rd Pacific	Lost Conference Semi-Final
1998-99	82	33	37	12	—	230	226	78	.476	16	2nd Northwest	Lost Conference Quarter-Final
1999-00	82	32	26	16	8	226	212	88	.537	14	2nd Northwest	Lost Conference Quarter-Final
2000-01	82	39	28	12	3	243	222	93	.567	12	2nd Northwest	Lost Conference Quarter-Final
2001-02	82	38	28	12	4	205	182	92	.561	15	3rd Northwest	Out of Playoffs
2002-03	82	36	26	11	9	231	230	92	.561	14	4th Northwest	Lost Conference Quarter-Final
2003-04	82	36	29	12	5	221	208	89	.543	17	4th Northwest	Out of Playoffs
2004-05	—	—	—	—	—	—	—	—	—	—	Season Cancelled – NHL Lockout	
2005-06	82	41	28	13	—	256	251	95	.579	14	3rd Northwest	Lost Stanley Cup Final
2006-07	82	32	43	—	7	195	248	71	.433	25	5th Northwest	Out of Playoffs
2007-08	82	41	35	—	6	235	251	88	.537	19	4th Northwest	Out of Playoffs
2008-09	82	38	35	—	9	234	248	85	.518	21	4th Northwest	Out of Playoffs
2009-10	82	27	47	—	8	214	284	62	.378	30	5th Northwest	Out of Playoffs
2010-11	82	25	45	—	12	191	260	62	.378	30	5th Northwest	Out of Playoffs
2011-12	82	32	40	—	10	212	239	74	.451	29	5th Northwest	Out of Playoffs
2012-13	48	19	22	—	7	125	134	45	.469	24	3rd Northwest	Out of Playoffs
2013-14	82	29	44	—	9	203	270	67	.409	28	5th Pacific	Out of Playoffs
2014-15	82	22	44	—	14	198	283	62	.354	28	6th Pacific	Out of Playoffs
TOTALS	2780	1246	1146	262	124	9449	9259	2927	.471	14		5 STANLEY CUPS

EDMONTON OILERS YEARLY HOME RECORD – 1979-80 TO 2014-15

SEASON	GP	W	L	T	OTL	GF	GA	PTS	PCT.	NHL RANK		
1979-80	40	17	14	9	—	165	145	43	.538	15		
1980-81	40	17	13	10	—	178	151	44	.550	14		
1981-82	40	31	5	4	—	244	138	66	.825	2		
1982-83	40	25	9	6	—	212	148	56	.700	7		
1983-84	40	31	5	4	—	241	135	66	.825	1		
1984-85	40	26	7	7	—	207	136	59	.738	2		
1985-86	40	32	6	2	—	228	141	66	.825	2		
1986-87	40	29	6	5	—	199	124	63	.788	1		
1987-88	40	28	8	4	—	197	126	60	.750	1		
1988-89	40	21	16	3	—	172	150	45	.563	10		
1989-90	40	23	11	6	—	165	130	52	.650	5 T		
1990-91	40	22	15	3	—	134	119	47	.588	10		
1991-92	40	22	13	5	—	151	121	49	.613	11 T		
1992-93	42	16	21	5	—	132	151	37	.440	20		
1993-94	42	17	22	3	—	147	147	37	.440	21		
1994-95	24	11	12	1	—	69	84	23	.479	19		
1995-96	41	15	21	5	—	118	143	35	.427	23		
1996-97	41	21	16	4	—	124	117	46	.561	12		
1997-98	41	20	16	5	—	103	103	45	.549	11		
1998-99	41	17	19	5	—	113	112	39	.476	20		
1999-00	41	18	11	9	3	118	94	48	.585	15		
2000-01	41	23	9	7	2	124	92	55	.671	9		
2001-02	41	23	14	4	0	110	84	50	.610	11		
2002-03	41	20	12	5	4	111	105	49	.598	15		
2003-04	41	22	12	4	3	123	102	51	.622	11		
2004-05	—	—	—	—	—	—	—	—	—	—	Season Cancelled – NHL Lockout	
2005-06	41	20	15	6	—	130	128	46	.561	23		
2006-07	41	19	19	—	3	114	127	41	.500	22		
2007-08	41	23	17	—	1	123	115	47	.573	18		
2008-09	41	18	17	—	6	109	114	42	.512	25		
2009-10	41	18	19	—	4	119	132	40	.488	30		
2010-11	41	13	22	—	6	89	119	32	.390	30		
2011-12	41	18	17	—	6	105	110	44	.537	29		
2012-13	24	9	11	—	4	61	71	22	.458	28		
2013-14	41	16	22	—	3	105	134	35	.390	28		
2014-15	41	15	23	—	3	94	123	33	.402	29		
TOTALS	1390	716	495	125	54	4933	4271	1610	.535	15		



EDMONTON OILERS YEARLY ROAD RECORD — 1979-80 TO 2014-15

SEASON	GP	W	L	T	OTL	GF	GA	PTS	PCT.	NHL RANK
1979-80	40	11	25	4	—	136	177	26	.325	15
1980-81	40	12	22	6	—	150	176	30	.375	15
1981-82	40	17	12	11	—	173	157	45	.563	4
1982-83	40	22	12	6	—	212	167	50	.625	1
1983-84	40	26	13	1	—	205	179	53	.663	1
1984-85	40	23	13	4	—	194	162	50	.625	1
1985-86	40	24	11	5	—	198	169	53	.663	1
1986-87	40	21	18	1	—	173	160	43	.538	1
1987-88	40	16	17	7	—	166	162	39	.488	7
1988-89	40	17	18	5	—	153	156	39	.488	4
1989-90	40	15	17	8	—	150	153	38	.475	4T
1990-91	40	15	22	3	—	138	153	33	.413	12
1991-92	40	14	21	5	—	144	176	33	.413	11
1992-93	42	10	29	3	—	110	186	23	.274	22
1993-94	42	8	23	11	—	114	158	27	.321	23
1994-95	24	6	15	3	—	67	99	15	.313	22
1995-96	41	15	23	3	—	122	161	33	.402	17
1996-97	41	15	21	5	—	128	130	35	.427	15
1997-98	41	15	21	5	—	112	121	35	.427	18
1998-99	41	16	18	7	—	117	114	39	.476	8
1999-00	41	14	15	7	5	117	114	40	.488	15
2000-01	41	16	19	5	1	119	130	38	.463	18
2001-02	41	15	14	8	4	95	98	42	.512	14
2002-03	41	16	14	6	5	120	125	43	.524	10
2003-04	41	14	17	8	2	98	106	38	.463	15
2004-05						Season Cancelled — NHL Lockout				
2005-06	41	21	13	7	—	126	123	49	.598	6
2006-07	41	13	24	—	4	81	121	30	.366	26
2007-08	41	18	18	—	5	112	136	41	.500	18
2008-09	41	20	18	—	3	125	134	44	.537	12
2009-10	41	9	28	—	4	95	152	22	.268	30
2010-11	41	12	23	—	6	102	141	30	.366	30
2011-12	41	14	23	—	4	102	122	32	.390	29
2012-13	24	10	11	—	3	64	63	23	.479	18
2013-14	41	13	22	—	6	94	133	32	.317	28
2014-15	41	9	21	—	11	99	153	29	.354	29
TOTALS	1390	532	651	137	70	4502	4971	1271	.408	14
HOME	1390	716	495	125	54	4933	4271	1610	.402	
ROAD	1390	532	651	137	70	4502	4971	1271	.354	
TOTALS	2780	1248	1146	262	124	9435	2881	2881	.471	

EDMONTON OILERS JERSEY RETIREMENT GAMES — 1979-80 TO 2014-15

PLAYER	NO	DATE	OPPONENT	RESULT
Al Hamilton	3	October 10, 1980	Quebec Nordiques	L. 4-7
Wayne Gretzky	99	October 1, 1999	New York Rangers	T. 1-1 OT
Jari Kurri	17	October 6, 2001	Phoenix Coyotes	W. 6-2
Grant Fuhr	31	October 9, 2003	San Jose Sharks	W. 5-2
Paul Coffey	7	October 18, 2005	Phoenix Coyotes	L. 3-4 OT
Mark Messier	11	February 27, 2007	Phoenix Coyotes	L. 0-3
Glenn Anderson	9	January 18, 2009	Phoenix Coyotes	W. 6-3



EDMONTON OILERS VS. OPPONENTS — OVERALL 1979-80 TO 2014-15

OPPONENT	GP	W	L	T	OL	GF	GA	PTS	OPPONENT	GP	W	L	T	OL	GF	GA	PTS
Anaheim	91	49	46	2	3	218	246	85	Nashville	62	26	28	3	5	176	174	60
Arizona	73	35	23	3	11	240	233	84	New Jersey	58	27	19	7	6	200	187	67
Boston	69	18	41	6	3	195	259	45	NY Islander	70	28	27	14	1	242	238	71
Buffalo	69	37	21	10	1	252	218	85	NY Rangers	68	31	26	9	2	234	236	73
Calgary	220	90	104	18	8	711	763	205	Ottawa	35	16	11	4	3	103	96	39
Carolina	21	8	9	4	0	56	69	20	Philadelphia	69	29	31	8	0	131	240	67
Chicago	126	53	60	12	0	428	447	119	Pittsburgh	70	37	28	4	1	299	248	79
Colorado	108	43	49	6	10	306	349	100	San Jose	106	46	43	12	5	312	315	109
Columbus	50	29	11	3	7	182	132	68	St. Louis	125	52	59	11	3	402	422	118
Dallas	81	18	50	4	9	192	276	47	Tampa Bay	31	18	10	2	1	91	82	39
Detroit	123	47	57	13	6	398	449	113	Toronto	94	42	41	8	3	372	342	95
Florida	26	14	9	3	0	77	61	31	Vancouver	226	112	83	19	12	838	749	255
Los Angeles	194	89	72	30	3	750	696	211	Washington	68	29	33	6	1	241	240	65
Minnesota	79	30	37	4	8	179	207	72	Winnipeg	7	2	2	0	3	24	25	7
Montreal	79	37	35	4	3	262	257	80									
TOTALS	GP: 2780	W: 1248	L: 1146	T: 262	OL: 123	GF: 8171	GA: 8373	PTS: 2882	PCT: .518								

EDMONTON OILERS VS OPPONENTS — CAREER HOME 1979-80 TO 2014-15

OPPONENT	GP	W	L	T	OL	GF	GA	PTS	OPPONENT	GP	W	L	T	OL	GF	GA	PTS
Anaheim	45	23	19	0	3	103	112	49	Nashville	30	14	13	0	3	82	86	31
Arizona	37	19	12	2	4	123	111	44	New Jersey	28	11	10	5	2	106	97	29
Boston	34	12	17	3	2	110	113	29	NY Islander	34	21	8	5	0	124	94	47
Buffalo	34	22	9	3	0	129	96	47	NY Rangers	33	14	16	3	0	108	107	31
Calgary	110	53	42	9	6	370	349	102	Ottawa	8	8	7	2	1	56	53	19
Carolina	11	5	4	2	0	37	34	12	Philadelphia	33	18	8	6	1	114	94	43
Chicago	63	30	28	5	0	220	210	65	Pittsburgh	35	24	10	1	0	158	111	49
Colorado	53	23	21	4	5	157	170	55	San Jose	53	26	18	7	2	161	136	61
Columbus	25	19	4	0	2	96	58	40	St. Louis	62	29	27	4	2	199	206	64
Dallas	41	8	28	2	3	90	145	21	Tampa Bay	15	11	4	0	0	44	35	22
Detroit	61	27	22	10	2	218	214	66	Toronto	50	25	17	6	2	193	160	58
Florida	11	7	4	1	0	37	26	15	Vancouver	113	64	37	7	5	442	344	140
Los Angeles	98	47	36	15	0	392	335	109	Washington	34	18	12	4	0	132	202	40
Minnesota	41	16	19	3	3	89	100	38	Winnipeg	3	1	2	0	0	11	11	2
Montreal	42	23	19	0	0	143	130	46									
TOTALS	GP: 1390	W: 716	L: 495	T: 125	OL: 54	GF: 4244	GA: 3939	PTS: 1611	PCT: .579								

EDMONTON OILERS VS OPPONENTS — CAREER AWAY 1979-80 TO 2014-15

OPPONENT	GP	W	L	T	OL	GF	GA	PTS	OPPONENT	GP	W	L	T	OL	GF	GA	PTS
Anaheim	46	17	27	2	0	114	135	36	Nashville	32	12	15	3	2	94	88	29
Arizona	36	16	12	1	7	117	122	40	New Jersey	30	16	8	2	4	94	90	38
Boston	62	6	25	3	1	85	146	16	NY Islanders	36	7	19	9	1	118	144	24
Buffalo	35	15	12	7	1	123	122	38	NY Rangers	35	17	10	6	2	126	129	42
Calgary	110	37	62	9	2	341	416	85	Ottawa	17	8	5	2	2	47	43	20
Carolina	11	3	6	2	0	19	35	8	Philadelphia	36	11	23	2	0	97	146	24
Chicago	63	23	32	7	1	208	238	54	Pittsburgh	35	13	18	3	1	141	137	30
Colorado	55	20	28	2	5	149	173	46	San Jose	52	19	25	5	3	151	179	46
Columbus	25	10	7	3	5	86	74	28	St. Louis	63	23	32	7	1	203	216	54
Dallas	40	7	29	2	2	83	142	39	Tampa Bay	16	7	5	2	1	47	47	17
Detroit	62	20	35	3	4	180	235	47	Toronto	44	17	24	2	1	179	182	37
Florida	14	7	5	2	0	40	35	16	Vancouver	113	48	46	12	7	396	405	115
Los Angeles	95	42	35	15	3	357	361	102	Washington	34	11	20	2	1	109	138	25
Minnesota	39	14	19	1	5	86	112	34	Winnipeg	5	2	0	0	3	18	17	7
Montreal	37	14	16	4	3	119	127	35									
TOTALS	GP: 1390	W: 532	L: 651	T: 137	OL: 69	GF: 3927	GA: 4434	PTS: 1271	PCT: .457								

OPPONENT	GP	W	L	T	OL	GF	GA	PTS	PCT.
HOME	1390	716	495	125	54	4244	3939	1611	.579
ROAD	1390	532	651	137	69	3927	4434	1271	.457
TOTALS	2780	1248	1146	262	123	8171	8373	2882	.518



EDMONTON OILERS MONTHLY REGULAR SEASON RECORD 1979-80 TO 2014-15

SEASON	OCT	NOV	DEC	JAN	FEB	MAR	APR	MAY	TOTAL
	W-L-T-OL	W-L-T-OL	W-L-T-OL	W-L-T-OL	W-L-T-OL	W-L-T-OL	W-L-T-OL	W-L-T-OL	W-L-T-OL
1979-80	1-5-4	4-7-2	4-7-1	6-6-3	5-7-2	7-6-0	1-1-1	—	28-39-13
1980-81	2-4-3	4-8-2	2-9-1	8-4-2	5-7-2	6-3-5	2-0-1	—	29-35-16
1981-82	9-4-0	8-2-3	8-3-3	8-3-4	9-1-1	5-4-4	1-0-0	—	48-17-15
1982-83	4-6-3	7-3-3	8-3-2	10-3-2	6-4-1	11-2-0	1-0-1	—	47-21-12
1983-84	9-2-1	10-2-2	9-3-1	10-2-1	9-6-0	10-3-0	—	—	57-18-5
1984-85	8-0-2	10-3-1	7-4-1	11-2-2	7-4-1	5-6-3	1-1-1	—	49-20-11
1985-86	8-1-0	8-3-3	10-3-1	10-4-1	7-3-1	11-2-1	2-1-0	—	56-17-7
1986-87	8-4-0	6-6-1	10-2-1	10-2-2	4-6-1	11-4-0	1-0-1	—	50-24-6
1987-88	6-5-0	8-3-2	9-4-1	6-5-4	6-4-1	8-4-2	1-0-1	—	44-25-11
1988-89	5-4-2	10-4-1	5-6-1	5-8-2	7-5-0	6-6-2	0-1-0	—	38-34-8
1989-90	4-5-3	8-5-2	9-2-2	5-5-3	5-6-2	6-5-2	1-0-0	—	38-28-14
1990-91	2-7-2	5-7-0	11-3-0	7-5-1	5-8-1	7-7-2	—	—	37-37-6
1991-92	5-6-2	3-7-2	7-5-2	5-8-1	9-3-0	6-4-3	1-1-0	—	36-34-10
1992-93	3-8-1	5-4-3	5-9-1	5-6-3	5-7-0	3-10-0	0-6-0	—	26-50-8
1993-94	2-10-1	2-9-2	7-5-2	2-7-3	4-7-2	5-5-2	3-2-2	—	25-45-14
1994-95	—	—	—	2-4-0	5-6-2	5-7-1	5-8-1	0-2-0	17-27-4
1995-96	4-5-1	3-7-4	6-8-1	5-6-0	4-7-1	7-6-1	1-5-0	—	30-44-8
1996-97	7-5-0	6-7-1	4-7-3	8-3-1	4-6-2	6-7-0	1-2-2	—	36-37-9
1997-98	5-6-1	3-7-5	3-7-3	7-5-1	3-4-0	8-6-0	6-2-0	—	35-37-10
1998-99	5-4-0	7-5-1	3-8-2	4-3-4	4-8-2	5-7-2	5-2-1	—	33-37-12
1999-00	4-3-2-2	2-5-4-1	6-4-3-2	5-3-4-2	8-2-2-1	4-7-1-0	3-2-0-0	—	32-26-16-8
2000-01	6-5-2-0	8-5-1-0	4-5-3-1	7-6-2-0	5-3-1-1	8-3-1-1	1-1-2-0	—	39-28-12-3
2001-02	9-4-1-0	7-3-2-1	5-6-3-1	4-7-3-0	1-4-1-0	9-2-2-1	3-2-0-1	—	38-28-12-4
2002-03	2-4-2-1	9-4-2-0	6-5-0-3	7-3-2-2	2-7-1-2	10-2-3-1	0-1-1-0	—	36-26-11-9
2003-04	4-5-0-0	6-6-3-0	3-6-4-0	7-7-1-1	6-3-2-1	10-1-2-3	0-1-0-0	—	36-29-12-5
2004-05	No Season – NHL Lockout								
2005-06	5-6-0-1	9-5-0-0	8-3-0-3	6-4-0-2	2-2-0-2	7-5-0-4	4-3-0-1	—	41-28-0-13
2006-07	7-4-0-0	6-5-0-2	5-9-0-0	7-4-0-2	5-6-0-2	1-12-0-1	1-3-0-0	—	32-43-0-7
2007-08	5-8-0-0	6-6-0-1	5-6-0-3	7-5-0-1	7-5-0-0	10-4-0-1	1-1-0-0	—	41-35-0-6
2008-09	4-4-0-1	6-7-0-1	7-5-0-1	8-4-0-0	5-6-0-2	5-6-0-4	2-3-0-0	—	38-35-0-0
2009-10	7-6-0-1	3-7-0-3	6-8-0-0	0-10-0-2	3-5-0-0	5-9-0-1	3-2-0-1	—	27-47-0-8
2010-11	3-4-0-2	4-8-0-2	5-5-0-3	3-9-0-1	5-9-0-0	3-8-0-3	2-2-0-1	—	25-45-12
2011-12	7-2-2	5-8-1	3-9-0	5-7-0-1	6-6-0-1	6-5-0-3	1-2-0-1	—	32-40-10
2012-13	—	—	—	4-2-1	4-5-3	6-6-3	5-9-0	—	19-22-7
2013-14	3-9-2	5-8-0	5-7-3	5-8-1	2-2-1	6-6-2	3-4-0	—	29-44-9
2014-15	4-5-1	2-9-3	2-8-4	5-6-1	5-7-1	5-5-3	1-4-1	—	24-44-14
MONTH		GP	W	L	T	OL	PCT.		
OCTOBER		373	167	160	33	13	.465		
NOVEMBER		457	195	185	52	15	.443		
DECEMBER		447	197	184	42	24	.468		
JANUARY		459	214	176	52	17	.485		
FEBRUARY		406	179	181	29	17	.462		
MARCH		488	233	185	39	31	.509		
APRIL		156	63	72	15	6	.423		
MAY		2	0	2	0	0	0.00		
TOTALS		2788	1248	1145	262	123	.470		



EDMONTON OILERS MAN GAMES LOST DUE TO INJURY BY SEASON 1979-80 TO 2014-15

1979-80	127	1992-93	144	2005-06	134
1980-81	189	1993-94	182	2006-07	286
1981-82	142	1994-95	125	2007-08	346
1982-83	30	1995-96	167	2008-09	225
1983-84	101	1996-97	149	2009-10	531
1984-85	100	1997-98	216	2010-11	286
1985-86	158	1998-99	169	2011-12	248
1986-87	110	1999-2000	182	2012-13	114
1987-88	68	2000-01	189	2013-14	299
1988-89	188	2001-02	93	2014-15	260
1989-90	116	2002-03	133	TOTAL	6272
1990-91	114	2003-04	187	AVG/SEASON	1184
1991-92	154	2004-05	—		

EDMONTON OILERS 2014-15 INJURY REPORT

2014-15 MAN GAMES LOST TO INJURY: 260

NEW TOTAL: 6272

NEW AVG/SEASON: 184

2013-14 REGULAR SEASON MAN GAMES LOST: 299

DATES	PLAYER	INJURY	GAMES
October 9 - 29	Luke Gazdic	Shoulder	10
October 14 - 15	Ryan Nugent-Hopkins	Undisclosed	2
October 14	Jordan Eberle	Undisclosed	1
October 15 - 29	Viktor Fasth	Groin	7
October 27 - November 1	Nikita Nikitin	Back Spasms	3
November 4 - 13	Taylor Hall	Knee	6
November 22 - December 31	Benoit Pouliot	Broken Foot	18
November 28 - December 7	Matt Hendricks	Leg	4
December 7 - 27	Nikita Nikitin	Back	10
December 9 - 16	Boyd Gordon	Back	5
December 14 - 16	Oscar Klefbom	Foot	2
December 23	Matt Hendricks	Illness	1
January 2 - April 4	Tyler Pitlick	Spleen	40
January 27 - 31	Taylor Hall	Leg	3
January 31 - March 16	Nikita Nikitin	Shoulder	21
February 4 - March 18	Taylor Hall	Ankle	20
February 4 - 12	Benoit Pouliot	Foot	5
February 10 - 16	Ben Scrivens	Hamstring	4
February 14 - 16	Matt Hendricks	Ankle	2
February 18 - April 9	Viktor Fasth	Knee	22
February 20 - 21	Jeff Petry	Ribs	2
February 20 - March 8	Anton Lander	Shoulder	7
February 24	Nail Yakupov	Groin	1
March 3 - April 11	Iiro Pakarinen	Knee	18
March 8	Benoit Pouliot	Illness	1
March 16 - 18	Luke Gazdic	Illness	2
March 18 - 23	Matt Fraser	Concussion	3
March 25 - April 11	Andrew Ference	Concussion	8
March 25 - April 11	Boyd Gordon	Back	8
March 27 - April 11	Mark Fayne	Shoulder	7
March 27 - April 1	Matt Hendricks	Back	3
April 4 - 11	Nikita Nikitin	Back	3
April 4 - 11	Ryan Nugent-Hopkins	Foot	3
April 9	Matt Hendricks	Back	1



EDMONTON OILERS RECORD IN AFTERNOON GAMES – 1979-80 TO 2014-15

SEASON	HOME		ROAD		OVERALL PCT.
	W-L-T-OT	W-L-T-OT	W-L-T-OT	W-L-T-OT	
1979-80	0-1-0	0-0-1	0-1-1	0-1-1	.250
1980-81	0-1-0	3-1-0	3-2-0	3-2-0	.600
1981-82	0-0-0	0-0-0	0-0-0	0-0-0	—
1982-83	0-1-0	0-0-0	0-1-0	0-1-0	.000
1983-84	1-0-0	0-3-0	1-3-0	1-3-0	.250
1984-85	0-0-0	1-0-0	1-0-0	1-0-0	1.000
1985-86	0-0-0	1-0-0	1-0-0	1-0-0	1.000
1986-87	0-0-0	1-1-0	1-1-0	1-1-0	.500
1987-88	0-0-0	1-1-0	1-1-0	1-1-0	.500
1988-89	0-1-0	0-2-1	0-3-1	0-3-1	.125
1989-90	0-0-0	2-2-0	2-2-0	2-2-0	.500
1990-91	0-0-0	2-1-0	2-1-0	2-1-0	.667
1991-92	2-0-0	2-3-0	4-3-0	4-3-0	.571
1992-93	0-3-0	1-2-0	1-5-0	1-5-0	.167
1993-94	1-1-1	1-4-0	2-5-1	2-5-1	.313
1994-95	2-0-0	0-2-0	2-2-0	2-2-0	.500
1995-96	0-1-0	0-2-0	0-3-0	0-3-0	.000
1996-97	0-1-0	2-3-0	2-4-0	2-4-0	.333
1997-98	0-1-0	0-1-0	0-2-0	0-2-0	.000
1998-99	1-0-1	0-2-0	1-2-1	1-2-1	.375
1999-00	0-0-0-0	1-1-1-0	1-1-1-0	1-1-1-0	.500
2000-01	0-0-0-0	2-0-1-0	2-0-1-0	2-0-1-0	.833
2001-02	0-0-0-0	2-1-1-0	2-1-1-0	2-1-1-0	.625
2002-03	0-0-0-0	1-2-1-0	1-2-1-0	1-2-1-0	.375
2003-04	0-0-0-0	1-0-1-1	1-0-1-1	1-0-1-1	.667
2004-05	—	—	—	—	—
2005-06	1-0-1	0-0-0	1-0-1	1-0-1	.750
2006-07	0-0-0	1-3-0	1-3-0	1-3-0	.250
2007-08	1-0-0	2-0-0	3-0-0	3-0-0	1.000
2008-09	0-1-0-0	4-2-0-1	4-3-0-1	4-3-0-1	.563
2009-10	0-0-0-0	2-3-0-0	2-3-0-0	2-3-0-0	.400
2010-11	1-1-0-0	0-2-0-1	1-3-0-1	1-3-0-1	.300
2011-12	0-1-0-0	3-2-0-1	3-3-0-1	3-3-0-1	.500
2012-13	1-3-0-0	1-0-0-0	0-3-0-0	0-3-0-0	.250
2013-14	2-3-0-1	0-0-0-0	2-3-0-1	2-3-0-1	.417
2014-15	0-0-0	0-2-0	0-2-0	0-2-0	.000
TOTALS	13-19-2-2	37-46-7-3	48-68-9-6	48-68-9-6	.389

EDMONTON OILERS HOME AFTERNOON GAMES – 1979-80 TO 2014-15

DATE	OPPONENT	RESULT	RECORD (W-L-T-OT)
November 11, 1979	Toronto	L. 3-6	0-1-0-0
November 9, 1980	St. Louis	L. 3-6	0-2-0-0
October 31, 1982	Vancouver	L. 2-3	0-3-0-0
March 25, 1984	Winnipeg	W. 3-2	1-3-0-0
February 5, 1989	New Jersey	L. 2-4	1-4-0-0
December 1, 1991	Vancouver	W. 7-0	2-4-0-0
February 2, 1992	Quebec	W. 8-2	3-4-0-0
February 14, 1993	Quebec	L. 2-3 (OT)	3-5-0-0
March 14, 1993	Chicago	L. 4-5 (OT)	3-6-0-0
April 11, 1993	Winnipeg	L. 5-7	3-7-0-0
January 2, 1994	San Jose	T. 4-4 (OT)	3-7-1-0
February 6, 1994	Winnipeg	W. 5-2	4-7-1-0
February 13, 1994	Anaheim	L. 3-6	4-8-1-0
February 12, 1995	Anaheim	W. 2-0	5-8-1-0
March 5, 1995	Detroit	W. 4-2	6-8-1-0
March 3, 1996	St. Louis	L. 3-4	6-9-1-0
March 23, 1997	Anaheim	L. 1-4	6-10-1-0
January 4, 1998	Los Angeles	L. 2-3	6-11-1-0
January 3, 1999	Philadelphia	T. 3-3 (OT)	6-11-2-0
March 28, 1999	San Jose	W. 5-2	7-11-2-0
February 12, 2006	St. Louis	L. 4-5 (SO)	7-11-3-1
March 5, 2006	Nashville	W. 3-2 (OT)	8-11-3-1
March 22, 2008	Colorado	W. 7-5	9-11-3-1
February 1, 2009	Nashville	L. 1-2	9-12-2-1
February 12, 2011	Ottawa	L. 5-3	9-13-2-1
February 19, 2011	Atlanta	W. 5-3	10-13-2-1
February 25, 2012	Phoenix	L. 3-1	10-14-2-1
February 23, 2013	Phoenix	W. 3-2 (SO)	11-14-2-1
February 14, 2015	Ottawa	L. 7-2	11-15-2-1
March 8, 2015	Carolina	L. 7-4	11-16-2-1



EDMONTON OILERS OVERTIME RECORD – 1983-84 TO 2014-15

YEAR-BY-YEAR

SEASON	HOME					AWAY					OVERALL					PCT.
	GP	W	L	T	SOL	GP	W	L	T	SOL	GP	W	L	T	SOL	
1983-84	5	1	0	4	—	4	3	0	1	—	9	4	0	5	—	.722
1984-85	7	0	0	7	—	5	0	1	4	—	12	0	1	11	—	.458
1985-86	6	3	1	2	—	8	2	1	5	—	14	5	2	7	—	.607
1986-87	8	2	1	5	—	6	3	2	1	—	14	5	3	6	—	.571
1987-88	5	0	1	4	—	11	3	1	7	—	16	3	2	11	—	.531
1988-89	5	1	1	3	—	10	3	2	5	—	15	4	3	8	—	.533
1989-90	10	3	1	6	—	10	2	0	8	—	20	5	1	14	—	.600
1990-91	7	2	2	3	—	8	2	3	3	—	15	4	5	6	—	.467
1991-92	5	0	0	5	—	7	0	2	5	—	12	0	2	10	—	.417
1992-93	9	2	2	5	—	8	3	2	3	—	17	5	4	8	—	.529
1993-94	7	0	4	3	—	14	1	2	11	—	21	1	6	14	—	.381
1994-95	2	1	0	1	—	5	0	2	3	—	7	1	2	4	—	.429
1995-96	8	2	1	5	—	6	2	1	3	—	14	4	2	8	—	.571
1996-97	8	1	3	4	—	8	0	3	5	—	16	1	6	9	—	.344
1997-98	6	0	1	5	—	9	3	1	5	—	15	3	2	10	—	.533
1998-99	9	0	4	5	—	11	3	1	7	—	20	3	5	12	—	.450
1999-00	13	1	3	9	—	15	3	5	7	—	28	4	8	16	—	.429
2000-01	12	3	2	7	—	8	2	1	5	—	20	5	3	12	—	.550
2001-02	6	2	0	4	—	13	1	4	8	—	19	3	4	12	—	.529
2002-03	15	6	4	5	—	12	1	5	6	—	27	7	9	11	—	.463
2003-04	12	5	3	4	—	11	1	2	8	—	23	6	5	12	—	.522
2005-06	12	6	2	—	4	14	7	2	—	5	26	13	4	—	9	.673
2006-07	5	2	3	—	1	6	2	4	—	2	11	4	7	—	3	.364
2007-08	10	9	1	—	1	15	10	5	—	3	25	19	6	—	4	.760
2008-09	7	1	3	—	3	9	6	2	—	1	16	7	5	—	4	.563
2009-10	9	5	2	—	2	8	4	0	—	4	17	9	2	—	6	.706
2010-11	10	2	1	—	7	5	0	2	—	3	15	2	3	—	10	.467
2011-12	10	4	3	—	3	7	3	0	—	4	17	7	3	—	7	.618
2012-13	6	2	3	—	1	5	1	1	—	3	11	3	4	—	4	.272
2013-14	8	5	2	0	1	10	4	4	0	2	18	9	6	0	3	.500
2014-15	6	3	1	0	2	15	4	6	0	5	21	7	6	0	6	.476
TOTALS	248	74	59	96	25	283	79	72	110	32	531	153	130	206	56	.535

VERSUS OPPONENTS

OPPONENT	HOME					AWAY					OVERALL					PCT.
	GP	W	L	T	SOL	GP	W	L	T	SOL	GP	W	L	T	SOL	
Anaheim	9	4	3	0	2	7	3	2	2	0	16	7	5	2	2	0.625
Arizona	16	4	4	6	2	19	6	7	4	2	35	10	11	10	4	0.486
Boston	4	0	3	1	0	8	2	4	2	0	12	2	7	3	0	0.292
Buffalo	4	2	0	2	0	10	2	3	5	0	14	4	3	7	0	0.571
Carolina	5	2	0	3	0	5	0	0	5	0	10	2	0	8	0	0.600
Calgary	16	3	3	7	3	14	2	4	7	1	30	5	7	14	4	0.467
Chicago	10	3	3	4	0	15	7	1	6	1	25	10	4	10	1	0.620
Colorado	14	3	4	4	3	13	4	3	3	3	27	7	7	7	6	0.500
Columbus	4	2	0	0	2	9	1	1	3	4	13	3	1	3	6	0.577
Dallas	18	4	5	5	4	12	4	2	6	0	30	8	7	11	4	0.517
Detroit	17	7	1	8	1	10	4	3	2	1	27	11	4	10	2	0.704
Florida	1	0	0	1	0	7	5	0	2	0	8	5	0	3	0	0.813
Los Angeles	20	5	4	11	0	23	7	2	12	2	43	12	6	23	2	0.570
Minnesota	10	4	1	3	2	8	2	2	1	3	18	6	3	4	5	0.667
Montreal	2	2	0	0	0	11	5	2	2	2	13	7	2	2	2	0.692
New Jersey	10	2	3	5	0	8	2	3	2	1	18	4	6	7	1	0.583
NY Islanders	6	1	0	5	0	7	1	0	5	1	13	2	0	10	1	0.577
NY Rangers	6	2	1	3	0	11	4	2	5	0	17	6	3	8	0	0.647
Nashville	6	3	2	0	1	5	0	2	3	0	11	3	4	3	1	0.455
Ottawa	3	0	1	2	0	6	1	1	2	2	9	1	2	4	2	0.444
Philadelphia	8	2	0	5	1	3	0	1	2	0	11	2	1	7	1	0.545
Pittsburgh	3	3	0	0	0	5	0	2	3	0	8	3	2	3	0	0.625
San Jose	12	3	0	7	2	14	6	2	5	1	26	9	2	12	3	0.635
St. Louis	9	4	2	2	1	14	4	4	6	0	23	8	6	8	1	0.543
Tampa Bay	2	2	0	0	0	5	2	0	2	1	7	4	0	2	1	0.786
Toronto	7	1	2	4	0	2	0	1	1	0	9	1	3	5	0	0.556
Vancouver	18	5	8	5	0	27	6	7	11	3	45	11	15	16	3	0.456
Washington	4	1	1	2	0	5	2	1	1	1	9	3	2	3	1	0.556
Winnipeg/Atlanta	2	0	1	1	0	2	0	2	0	1	5	0	3	1	1	0.200
TOTALS	248	74	59	96	25	283	79	72	110	32	531	153	130	206	56	0.535



EDMONTON OILERS SHOOTOUT RECORD— 2005-06 TO 2014-15

YEAR-BY-YEAR SEASON	HOME			PCT.	AWAY				PCT.	OVERALL			PCT.
	SO	W	L		SO	W	L	SO		W	L		
2005-06	7	3	4	.429	9	4	5	.444	16	7	9	.438	
2006-07	3	2	1	.667	3	1	2	.333	6	3	3	.500	
2007-08	9	8	1	.889	10	7	3	.700	19	15	4	.789	
2008-09	4	1	3	.250	6	5	1	.833	10	6	4	.545	
2009-10	6	4	2	.667	8	4	4	.500	14	8	6	.571	
2010-11	8	3	5	.375	3	1	2	.000	11	4	7	.000	
2011-12	6	3	3	.500	6	2	4	.333	12	5	7	.417	
2012-13	2	1	1	.500	3	1	2	.333	5	2	3	.400	
2013-14	2	1	1	.500	5	3	2	.600	7	4	3	.571	
2014-15	4	2	2	.500	8	3	5	.375	12	5	7	.417	
TOTALS	51	28	23	.549	61	31	30	.508	112	59	53	.527	

VERSUS OPPONENTS

SEASON	HOME				PCT.	AWAY				PCT.	OVERALL				PCT.
	SO	W	L	SO		W	L	SO	W		L				
Anaheim	3	1	2	0.333	1	1	0	1.000	4	2	2	0.500			
Arizona	3	1	2	0.333	4	2	2	0.500	7	3	4	0.429			
Boston	0	0	0	—	1	1	0	1.000	1	1	0	1.000			
Calgary	3	0	3	0.000	2	1	1	0.500	5	1	4	0.200			
Chicago	1	1	0	1.000	2	1	2	0.500	3	2	1	0.667			
Colorado	4	1	3	0.250	5	1	4	0.200	9	2	7	0.222			
Columbus	3	1	2	0.333	4	0	4	0.000	7	1	6	0.143			
Dallas	5	1	4	0.200	2	2	0	1.000	7	3	4	0.429			
Detroit	6	5	1	0.833	3	2	1	0.667	9	7	2	0.778			
Florida	0	0	0	—	4	4	0	1.000	4	4	0	1.000			
Los Angeles	1	1	0	1.000	7	5	2	0.714	8	6	2	0.750			
Minnesota	4	2	2	0.500	4	1	3	0.250	8	3	5	0.375			
Montreal	0	0	0	—	2	0	2	0.000	2	0	2	0.000			
New Jersey	1	1	0	1.000	1	0	1	0.000	2	1	1	0.500			
NY Islanders	0	0	0	—	1	0	1	0.000	1	0	1	0.000			
NY Rangers	1	1	0	1.000	1	1	0	1.000	2	2	0	1.000			
Nashville	2	1	1	0.500	0	0	0	—	2	1	1	0.500			
Ottawa	0	0	0	—	2	0	2	0.000	2	0	2	0.000			
Philadelphia	1	0	1	0.000	0	0	0	—	1	0	1	0.000			
Pittsburgh	1	1	0	1.000	0	0	0	—	1	1	0	1.000			
San Jose	5	3	2	0.600	5	4	1	0.800	10	7	3	0.700			
St. Louis	2	1	1	0.500	2	2	0	1.000	4	3	1	0.750			
Tampa Bay	1	1	0	1.000	1	0	1	0.000	2	1	1	0.500			
Vancouver	3	3	0	1.000	5	2	3	0.400	8	5	3	0.625			
Washington	0	0	0	—	2	1	1	.500	2	1	1	.500			
Winnipeg	0	0	0	—	1	0	1	0.000	1	0	1	0.000			
TOTALS	49	28	21	.571	56	28	28	.500	105	56	49	.533			

YEAR-BY-YEAR GOALTENDING SHOOTOUT STATISTICS

SEASON	SO	SAVES	ATT	SVPCT.	W-LW	PCT.
2005-06	16	31	54	.574	7-9	.438
2006-07	6	16	24	.667	3-3	.500
2007-08	19	57	69	.730	15-4	.789
2008-09	10	24	30	.800	6-4	.600
2009-10	14	42	60	.700	8-6	.571
2010-11	11	26	41	.634	2-9	.182
2011-12	12	28	47	.596	5-7	.417
2012-13	5	13	19	.540	2-3	.400
2013-14	7	14	27	.636	4-3	.571
2014-15	12	53	64	.828	5-7	.417
EDMONTON TOTALS	112	304	430	.707	52-48	.464

YEAR-BY-YEAR SKATERS SHOOTOUT STATISTICS

SEASON	SO	GOALS	ATT	PCT.
2005-06	16	19	53	.358
2006-07	6	6	22	.273
2007-08	19	24	65	.369
2008-09	10	11	29	.379
2009-10	14	20	61	.328
2010-11	11	8	44	.182
2011-12	12	16	48	.333
2012-13	5	5	16	.313
2013-14	7	10	21	.476
2014-15	12	5	36	.139
EDMONTON TOTALS	100	119	361	0.330



EDMONTON OILERS SHOOTOUT RESULTS 2005-06

7-9 (HOME 3-4; AWAY 4-5)

DATE	OPPONENT	FINAL SCORE	SHOOTOUT SCORE	GOALS-ATT		DECIDING GOAL	GOALTENDERS
				EDM	OPP		
Oct. 8	vs VANCOUVER	W. 4-3	2-0	2-2	0-2	RAFFI TORRES	MARKKANEN/Cloutier
Nov. 21	vs SAN JOSE	W. 2-1	2-1	2-3	1-3	RYAN SMYTH	MORRISON/Nabokov
Nov. 25	at Calgary	W. 2-1	1-0	1-4	0-4	FERNANDO PISANI	MORRISON/Kiprusoff
Dec. 10	at NY Islanders	L. 2-3	1-2	1-3	2-3	Trent Hunter	MARKKANEN/DiPietro
Dec. 13	at New Jersey	L. 1-2	0-2	0-2	2-2	Viktor Kozlov	CONKLIN/Brodeur
Jan. 19	at San Jose	W. 3-2	2-1	2-3	1-3	RYAN SMYTH	MORRISON/Toskala
Jan. 21	at Phoenix	L. 3-4	1-2	1-3	2-3	Ladislav Nagy	MARKKANEN/Joseph
Jan. 29	at Phoenix	W. 4-3	2-1	2-6	1-6	RADEK DVORAK	MORRISON/Joseph
Feb. 2	vs COLUMBUS	L. 1-2	3-4	3-8	4-8	Jason Chimera	MARKKANEN/Denis
Feb. 6	vs ANAHEIM	W. 6-5	1-0	1-3	0-3	FERNANDO PISANI	MORRISON/Giguere
Feb. 12	vs ST. LOUIS	L. 4-5	0-1	0-3	1-3	Dennis Wideman	MORRISON/Sanford
Mar. 7	vs DALLAS	L. 3-4	0-2	0-2	2-2	Sergei Zubov	MORRISON/Turco
Mar. 18	vs DETROIT	L. 3-4	0-2	0-2	2-3	Jason Williams	ROLOSON/Legace
Mar. 23	at Vancouver	L. 3-4	2-3	2-3	3-3	Todd Bertuzzi	ROLOSON/Auld
Mar. 26	at Colorado	W. 4-3	1-0	1-3	0-3	SERGEI SAMSONOV	ROLOSON/Budaj
Apr. 6	at Minnesota	L. 1-2	1-2	1-3	2-3	Brian Rolston	ROLOSON/Fernandez

EDMONTON OILERS SHOOTOUT RESULTS 2006-07

3-3 (HOME 2-1; AWAY 1-2)

DATE	OPPONENT	FINAL SCORE	SHOOTOUT SCORE	GOALS-ATT		DECIDING GOAL	GOALTENDERS
				EDM	OPP		
Nov. 7	at Montreal	L. 2-3	1-2	1-4	2-4	Alex Kovalev	ROLOSON/Aebischer
Nov. 18	vs Detroit	W. 4-3	3-2	3-7	2-7	RAFFI TORRES	ROLOSON/MacDonald
Jan. 4	vs Dallas	L. 5-6	0-2	0-2	2-2	Sergei Zubov	ROLOSON/Turco
Feb. 20	at Ottawa	L. 3-4	0-2	0-2	2-3	Dean McAmmond	MARKKANEN/Gerber
Feb. 23	at Detroit	W. 4-3	1-0	1-2	0-3	RYAN SMYTH	ROLOSON/Hasek
Mar. 23	vs Colorado	W. 4-3	1-0	1-5	0-5	MARTY REASONER	ROLOSON/Budaj

EDMONTON OILERS SHOOTOUT RESULTS 2007-08

15-4 (HOME 8-1; AWAY 7-3)

DATE	OPPONENT	FINAL SCORE	SHOOTOUT SCORE	GOALS-ATT		DECIDING GOAL	GOALTENDERS
				EDM	OPP		
Oct. 4	vs San Jose	W. 3-2	2-1	2-4	1-4	JARRET STOLL	ROLOSON/Nabokov
Oct. 25	vs Minnesota	W. 3-4	2-1	2-3	1-3	ALES HEMSKY	ROLOSON/Harding
Oct. 28	at Anaheim	W. 3-2	2-0	2-2	0-2	SAM GAGNER	GARON/Giguere
Nov. 7	at Colorado	L. 3-4	1-2	1-4	2-4	Marek Svatos	ROLOSON/Budaj
Nov. 14	at Vancouver	W. 1-0	1-0	1-3	0-3	ALES HEMSKY	GARON/Luongo
Nov. 20	vs Vancouver	W. 5-4	2-1	2-5	1-5	SHAWN HORCOFF	GARON/Luongo
Nov. 24	vs Chicago	W. 3-2	2-0	2-3	0-2	SAM GAGNER	ROLOSON/Khabibulin
Dec. 3	at Los Angeles	W. 4-3	1-0	1-2	0-3	SAM GAGNER	GARON/Aubin
Dec. 11	at St. Louis	W. 5-4	1-0	1-3	0-3	SHAWN HORCOFF	GARON/Toivonen
Dec. 13	at Detroit	W. 4-3	1-0	1-2	0-3	ALES HEMSKY	ROLOSON/Hasek
Dec. 15	vs Vancouver	W. 2-1	2-1	2-4	1-4	FERNANDO PISANI	GARON/Sanford
Dec. 18	vs Dallas	L. 1-2	0-1	0-3	1-2	Sergei Zubov	ROLOSON/Turco
Jan. 5	vs NY Rangers	W. 3-2	1-0	1-2	0-3	SAM GAGNER	GARON/Lundqvist
Jan. 17	at Washington	L. 4-5	0-1	0-12	1-12	Matt Bradley	ROLOSON/Kolzig
Jan. 24	at Florida	W. 4-3	1-0	1-2	0-3	SHAWN HORCOFF	GARON/Vokoun
Feb. 26	vs Detroit	W. 4-3	1-0	1-3	0-3	ROBERT NILSSON	GARON/Osgood
Mar. 2	vs Columbus	W. 4-3	1-0	1-2	0-3	ALES HEMSKY	GARON/Leclaire
Mar. 16	at San Jose	W. 2-1	2-1	2-4	1-4	FERNANDO PISANI	ROLOSON/Nabokov
Mar. 28	at Colorado	L. 4-5	1-3	1-2	3-3	Jay Sakic	ROLOSON/Theodore

EDMONTON OILERS SHOOTOUT RESULTS 2008-09

6-4 (HOME 1-3; AWAY 5-1)

DATE	OPPONENT	FINAL SCORE	SHOOTOUT SCORE	GOALS-ATT		DECIDING GOAL	GOALTENDERS
				EDM	OPP		
Nov. 7	at Montreal	L. 2-3	1-2	1-4	2-4	Alex Kovalev	ROLOSON/Aebischer
Nov. 10	at NY Rangers	W. 3-2	1-0	1-2	0-3	ALES HEMSKY	DESLAURIERS/Lundqvist
Nov. 15	vs Colorado	L. 2-3	1-2	1-5	2-5	Darcy Tucker	ROLOSON/Budaj
Dec. 5	at Los Angeles	W. 5-4	2-1	2-3	1-3	ALES HEMSKY	GARON/LaBarbera
Dec. 19	vs Anaheim	L. 2-3	0-1	0-3	1-3	Carey Perry	ROLOSON/Hiller
Feb. 5	at St. Louis	W. 2-1	2-0	2-2	0-2	ROBERT NILSSON	ROLOSON/Mason
Feb. 8	at Minnesota	L. 2-3	0-1	0-4	1-4	Mikko Koivu	ROLOSON/Backstrom
Feb. 14	at Los Angeles	L. 3-2	2-0	2-2	0-2	SAM GAGNER	ROLOSON/Quick
Feb. 21	vs Calgary	L. 2-3	0-1	0-3	1-3	Todd Bertuzzi	ROLOSON/Kiprusoff
Mar. 17	vs St. Louis	W. 2-1	1-0	1-3	0-3	ALES KOTALIK	ROLOSON/Mason
Mar. 20	at Chicago	W. 5-4	2-0	2-2	0-2	PATRICK O'SULLIVAN	ROLOSON/Khabibulin

EDMONTON OILERS SHOOTOUT RESULTS 2009-10

8-6 (HOME 4-2; AWAY 4-4)

DATE	OPPONENT	FINAL SCORE	SHOOTOUT SCORE	GOALS-ATT		DECIDING GOAL	GOALTENDERS
				EDM	OPP		
Oct. 6	vs Dallas	W. 5-4	1-0	1-3	0-3	ALES HEMSKY	KHABIBULIN/Turco
Oct. 8	vs Calgary	L. 4-3	1-2	1-3	2-2	Olli Jokinen	KHABIBULIN/Kiprusoff
Oct. 29	vs Detroit	W. 6-5	1-0	1-3	0-3	PATRICK O'SULLIVAN	KHABIBULIN/Howard
Nov. 10	at Ottawa	L. 4-3	1-2	1-3	2-3	Jason Spezza	DESLAURIERS/Leclaire



DATE	OPPONENT	FINAL SCORE	SHOOTOUT SCORE	GOALS-ATT		DECIDING GOAL	GOALTENDERS
				EDM	OPP		
Nov. 16	@ Columbus	L 3-2	1-2	1-4	2-4	Jacob Voracek	KHABIBULIN/Garon
Nov. 27	vs. San Jose	L 3-5	0-1	0-3	1-3	Joe Pavelski	DESLAURIERS/Nabokov
Dec. 5	@ Dallas	W 3-5	2-1	2-5	1-3	SHAWN HORCOFF	DESLAURIERS/Turco
Dec. 7	@ Florida	W 3-5	2-1	2-3	1-3	SHAWN HORCOFF	DESLAURIERS/Vokoun
Feb. 11	@ Los Angeles	W 3-2	4-3	4-10	3-10	LUBOMIR VISNOVSKY	DESLAURIERS/Erskog
Mar. 5	vs. Minnesota	W 3-1	3-1	3-6	2-6	MIKE COMRIE	DESLAURIERS/Ström
Mar. 11	@ Montreal	L 3-4	0-1	0-5	1-5	Andrei Kostitsyn	DUBNYK/Halak
Mar. 19	vs. Detroit	L 3-4	2-1	2-3	1-3	GILBERT BRUCE	DUBNYK/Howard
Apr. 3	@ Phoenix	L 3-2	0-1	0-8	1-8	Matthew Lombardi	DESLAURIERS/Bryzgalov
Apr. 10	@ Los Angeles	W 3-2	2-1	2-2	1-3	SHAWN HORCOFF	DUBNYK/Quick

EDMONTON OILERS SHOOTOUT RESULTS 2010-11

2-9 (HOME 2-6; AWAY 0-3)

DATE	OPPONENT	FINAL SCORE	SHOOTOUT SCORE	GOALS-ATT		DECIDING GOAL	GOALTENDERS
				EDM	OPP		
Oct. 26	@ Calgary	L 5-4	1-0	0-3	1-2	Alex Tanguay	KHABIBULIN/Kiprusoff
Oct. 28	@ Columbus	L 3-2	2-0	0-2	2-2	Rick Nash	DUBNYK/Mason
Nov. 19	vs. Phoenix	L 4-3	3-2	2-5	3-5	Eric Belanger	DUBNYK/Bryzgalov
Dec. 7	vs. Anaheim	L 3-5	2-1	1-10	2-10	Cam Fowler	KHABIBULIN/Hiller
Dec. 10	vs. Tampa Bay	W 4-5	2-0	2-3	0-2	JORDAN EBERLE	KHABIBULIN/Ellis
Dec. 23	@ Los Angeles	L 3-2	2-1	1-6	2-6	Jarret Stoll	DUBNYK/Quick
Dec. 30	vs. Colorado	L 4-3	1-0	0-3	1-2	Milan Hejduk	DUBNYK/Anderson
Jan. 23	vs. Nashville	L 3-2	1-0	0-3	1-2	Cody Franson	DUBNYK/Rinne
Mar. 1	vs. Nashville	W 2-1	2-1	2-4	1-4	LINUS OMARK	GERBER/Rinne
Mar. 19	vs. Colorado	L 3-2	1-0	0-4	1-4	Ryan Stoa	KHABIBULIN/Elliott
Mar. 26	vs. Calgary	L 5-4	1-0	0-3	1-2	Alex Tanguay	DUBNYK/Kiprusoff

EDMONTON OILERS SHOOTOUT RESULTS 2011-12

5-7 (HOME 3-3; AWAY 2-4)

DATE	OPPONENT	FINAL SCORE	SHOOTOUT SCORE	GOALS-ATT		DECIDING GOAL	GOALTENDERS
				EDM	OPP		
Oct. 9	vs. PITTSBURGH	W 2-1	2-1	2-3	1-3	Ales Hemesky	DUBNYK/Johnson
Oct. 13	@ Minnesota	L 2-1	1-0	1-4	2-4	Devin Setoguchi	KHABIBULIN/Backstrom
Oct. 20	vs. MINNESOTA	L 5-1	1-0	0-3	1-3	Matt Cullen	KHABIBULIN/Backstrom
Nov. 30	vs. MINNESOTA	L 3-2	4-3	3-6	4-6	Kyle Brodziak	KHABIBULIN/Backstrom
Jan. 23	vs. SAN JOSE	W 2-1	2-1	2-4	1-4	Taylor Hall	DUBNYK/Greiss
Jan. 24	@ Vancouver	L 3-2	2-1	1-5	2-4	Cody Hodgson	DUBNYK/Luongo
Feb. 4	vs. DETROIT	W 5-2	2-1	2-5	1-4	Ryan Nugent-Hopkins	DUBNYK/MacDonald
Mar. 6	@ San Jose	W 3-2	1-0	1-2	0-3	Sam Gagner	DUBNYK/Niemi
Mar. 10	@ Colorado	L 3-2	2-0	0-2	2-2	Milan Hejduk	KHABIBULIN/Varlamov
Mar. 18	vs. PHOENIX	L 3-2	2-1	1-3	2-3	Ray Whitney	DUBNYK/Smith
Mar. 22	@ Tampa Bay	L 3-2	3-2	2-6	3-6	Teddy Purcell	KHABIBULIN/Rolosen
Mar. 23	@ Florida	W 2-1	1-0	1-4	0-4	Ryan Nugent-Hopkins	DUBNYK/Theodore

EDMONTON OILERS SHOOTOUT RESULTS 2012-13

2-3 (HOME 1-1; AWAY 1-2)

DATE	OPPONENT	FINAL SCORE	SHOOTOUT SCORE	GOALS-ATT		DECIDING GOAL	GOALTENDERS
				EDM	OPP		
Jan. 20	@ Vancouver	W 3-2	2-0	2-2	0-2	SAM GAGNER	DUBNYK/Luongo
Jan. 31	@ San Jose	L 3-5	2-0	2-5	2-5	Michal Handzus	DUBNYK/Niemi
Feb. 23	vs. Phoenix	W 3-2	2-0	2-2	0-3	SAM GAGNER	KHABIBULIN/Smith
Mar. 5	@ Columbus	L 4-3	2-0	0-2	2-3	Artem Anisimov	DUBNYK/Bobrovsky
Mar. 20	vs. San Jose	L 4-3	2-1	1-3	2-3	Dan Boyle	DUBNYK/Niemi

EDMONTON OILERS SHOOTOUT RESULTS 2013-14

4-3 (HOME 1-1; AWAY 3-2)

DATE	OPPONENT	FINAL SCORE	SHOOTOUT SCORE	GOALS-ATT		DECIDING GOAL	GOALTENDERS
				EDM	OPP		
Oct. 7	vs. New Jersey	W 5-4	2-0	2-2	0-2	Jordan Eberle	LABARBERA/Brodeur
Oct. 27	@ Los Angeles	L 2-1	2-1	1-3	2-3	Anze Kopitar	BACHMAN/Quick
Dec. 1	@ Dallas	W 3-2	2-1	2-2	1-3	David Perron	DUBNYK/Lehtonen
Dec. 28	vs. Philadelphia	L 4-3	2-1	1-3	2-3	Michael Raffl	BRYZGALOV/Mason
Mar. 11	@ Minnesota	W 4-3	3-2	3-4	2-4	Taylor Hall	FASTH/Kuemper
Mar. 14	@ Detroit	L 2-1	1-0	0-3	1-3	Tomáš Tatar	FASTH/Howard
Apr. 4	@ Phoenix	W 3-2	1-0	1-4	0-4	Sam Gagner	Scrivens/Greiss

EDMONTON OILERS SHOOTOUT RESULTS 2014-15

5-6 (HOME 2-2; AWAY 3-4)

DATE	OPPONENT	FINAL SCORE	SHOOTOUT SCORE	GOALS-ATT		DECIDING GOAL	GOALTENDERS
				EDM	OPP		
Oct. 11	@ Vancouver	L 5-4	1-0	0-3	1-2	Chris Higgins	SCRIVENS/Luongo
Dec. 21	vs. Dallas	L 6-5	3-2	2-8	3-8	Shawn Horcoff	SCRIVENS/Lindback
Dec. 30	vs. Los Angeles	W 3-2	1-0	1-4	0-4	David Perron	SCRIVENS/Quick
Jan. 2	@ Colorado	L 2-1	2-0	0-2	2-3	Matt Duchene	SCRIVENS/Varlamov
Jan. 17	@ Florida	W 3-2	1-0	1-3	0-3	Nail Yakupov	FASTH/Holby
Jan. 20	@ Washington	W 5-4	2-1	2-4	1-4	Teddy Purcell	FASTH/Luongo
Feb. 7	@ San Jose	W 5-4	2-1	2-13	1-13	Rob Klunkhammer	FASTH/Niemi
Feb. 16	vs. Boston	W 4-3	1-0	1-12	0-12	Martin Marinucci	SCRIVENS/Rask
Mar. 6	@ Chicago	L 2-1	1-0	0-3	1-3	Antoine Vermette	SCRIVENS/Crawford
Mar. 13	@ Columbus	L 5-4	1-0	0-3	1-3	Alex Wennberg	SCRIVENS/Bobrovsky
Mar. 18	vs. Columbus	L 4-3	2-1	1-3	2-3	Alex Wennberg	SCRIVENS/McElhinney



INDIVIDUAL CAREER SHOOTOUT STATISTICS (2005-06 TO 2014-15)

GOALTENDERS RECORD	SO	SAVES	ATT	SVPCT.	W-L	WPCT
Richard Bachman	1	3	4	.750	0-	1.000
Ilya Bryzgalov	1	2	3	.666	0-1	.000
Iy Conklin	1	0	2	.000	0-1	.000
Jeff Deslauries	8	29	40	.725	5-3	.625
Devan Dubnyk	21	44	71	.620	9-12	.429
Viktor Fasth	5	20	24	.833	4-3	.571
Mathieu Garon	11	32	35	.914	11-0	1.000
Martin Gerber	1	3	4	.750	1-0	1.000
Nikolai Khabibulin	14	32	52	.615	4-10	.286
Jussi Markkanen	5	9	19	.474	1-4	.200
Mike Morrison	7	18	24	.750	5-2	.714
Jason LaBarbera	1	2	2	1.000	1-0	1.000
Dwayne Roloson	26	66	94	.702	13-13	.500
Ben Scrivens	8	33	42	.786	3-5	.600
EDMONTON TOTALS	112	297	424	.700	57-55	.509
SHOOTERS RECORD	SO	GOALS	ATT	PCT.	DECIDING GOAL	
Keith Aulie	1	0	1	.000	0	
Eric Belanger	2	0	2	.000	0	
Gilbert Brule	8	3	8	.375	1	
Andrew Cogliano	3	0	3	.000	0	
Mike Comrie	4	1	4	.250	1	
Radek Dvorak	2	1	2	.500	1	
Jordan Eberle	42	16	42	.381	2	
Matt Fraser	2	0	2	.000	0	
Sam Gagner	53	17	53	.321	9	
Tom Gilbert	3	0	3	.000	0	
Alex Giroux	1	0	1	.000	0	
Boyd Gordon	1	0	1	.000	0	
Taylor Hall	15	4	15	.267	2	
Ryan Hamilton	1	0	1	.000	0	
Teemu Hartikainen	1	0	1	.000	0	
Ales Hemsky	58	20	58	.345	8	
Matt Hendricks	4	0	4	.000	0	
Shawn Horcoff	30	10	20	.500	6	
Ryan Jones	3	0	3	.000	0	
Oscar Klefbom	1	0	1	.000	0	
Rob Klinkhammer	1	1	1	1.000	1	
Ales Kotalik	2	2	2	1.000	1	
Anton Lander	2	0	2	.000	0	
Joffrey Lupul	1	0	2	.000	0	
Martin Marincin	1	1	1	1.000	1	
Ethan Moreau	1	0	1	.000	0	
Ryan Nugent-Hopkins	11	3	11	.273	2	
Robert Nilsson	18	7	18	.389	2	
Linus Omark	7	2	7	.286	1	
Patrick O'Sullivan	13	5	13	.385	2	
Magnus Paajarvi	2	0	2	.000	0	
Iiro Pakarinen	1	0	1	.000	0	
Michael Peca	5	2	5	.400	0	
Dustin Penner	11	1	11	.091	0	
David Perron	7	3	7	.429	1	
Fernando Pisani	14	6	14	.429	4	
Benoit Pouliot	2	0	2	.000	0	
Marc Pouliot	5	1	5	.200	0	
Ryan Potulny	5	3	5	.600	0	
Teddy Purcell	6	2	6	.333	1	
Marty Reasoner	4	1	4	.250	1	
Derek Roy	14	3	14	.214	1	
Sergei Samsonov	3	2	3	.667	1	
Geoff Sanderson	1	0	1	.000	0	
Rob Schremp	1	0	1	.000	0	
Justin Schultz	2	0	2	.000	0	
Ryan Smyth	17	5	17	.294	3	
Sheldon Souray	1	0	1	.000	0	
Jarret Stoll	7	2	7	.286	1	
Petr Sykora	5	1	5	.200	0	
Patrick Thoresen	1	0	1	.000	0	
Raffi Torres	8	3	8	.375	2	
Nail Yakupov	6	1	6	.167	1	
EDMONTON TOTALS	420	147	440	.334	56	



EDMONTON OILERS YEAR-BY-YEAR SPECIAL TEAMS (1979-80 TO 2014-15)

SEASON	GP	POWERPLAY			PENALTY KILLING			PENALTY MINUTES			SHG				
		OPP	PCT.	RANK	GA	OPP	PCT.	RANK	MINS	AVG.	BMI	RANK	F-A	RANK	
1979-80	80	61	282	21.6	11/21	74	315	76.5	14/21	1528	19.1	16	3/21	11-4	2/4
1980-81	80	77	347	22.2	12/21	85	348	75.6	14/21	1544	19.3	18	14/21	13-7	4/4
1981-82	80	86	341	25.2	4/21	67	371	81.9	1/21	1473	18.4	20	11/21	12-8	4/8
1982-83	80	86	294	29.3	1/21	89	396	77.5	9/21	1771	22.1	28	2/21	22-6	1/2
1983-84	80	81	318	25.5	2/21	77	386	80.1	6/21	1577	19.7	18	7/21	36-12	1/13
1984-85	80	74	293	25.3	2/21	76	353	78.5	9/21	1567	19.6	12	7/21	25-5	1/1
1985-86	80	78	295	26.4	1/21	77	409	81.2	3/21	1928	24.1	28	5/21	27-15	1/17
1986-87	80	79	318	22.0	7/21	74	372	80.1	9/21	1721	21.5	26	14/21	28-8	1/5
1987-88	80	88	402	21.9	7/21	86	447	80.8	7/21	2173	27.2	22	12/21	20-11	2/7
1988-89	80	83	419	19.8	16/21	78	452	82.7	2/21	1931	24.1	20	11/21	27-17	1/19
1989-90	80	84	407	20.6	12/21	82	417	80.3	10/21	2046	25.6	22	9/21	22-6	1/2
1990-91	80	63	361	17.5	17/21	80	388	79.4	15/21	1823	22.8	22	14/21	13-4	6/1
1991-92	80	68	366	18.6	14/22	93	423	78.0	20/22	1907	23.8	24	10/22	12-15	8/20
1992-93	84	66	416	15.9	23/24	106	464	77.2	21/24	2027	24.1	14	6/24	17-10	6/5
1993-94	84	74	402	18.4	15/26	78	401	80.5	20/26	1858	22.1	12	8/26	2-9	26/5
1994-95	48	42	259	16.2	18/26	52	233	77.7	25/26	1183	24.6	12	2/26	8-8	4/21
1995-96	82	72	452	15.9	20/26	80	417	80.8	18/26	1709	20.8	12	9/26	10-12	17/14
1996-97	82	73	406	18.0	6/26	59	338	82.5	18/26	1368	16.7	18	19/26	9-13	16/22
1997-98	82	77	483	15.9	12/26	66	406	83.7	22/26	1690	20.6	10	9/26	10-11	13/15
1998-99	82	63	438	14.4	17/27	67	374	82.1	21/27	1373	16.7	12	11/26	8-10	8/18
1999-00	82	53	336	15.8	17/28	54	369	85.4	10/28	1344	16.4	16	5/28	9-4	7/3
2000-01	82	59	398	14.8	21/30	62	382	83.8	16/30	1287	15.7	10	13/30	13-4	5/2
2001-02	82	51	333	15.3	16/30	50	348	85.6	12/30	1267	15.5	6	10/30	12-7	4/12
2002-03	82	56	386	14.5	19/30	61	351	82.6	19/30	1203	14.7	16	13/30	13-8	1/14
2003-04	82	44	338	13.0	29/30	66	349	81.1	27/30	1220	14.9	22	16/30	13-8	4/13
2004-05	-	-	-	-	-	-	-	-	-	-	-	-	-	-	-
2005-06	82	88	485	18.1	14/30	76	478	84.1	8/30	1204	14.7	22	19/30	15-5	4/1
2006-07	82	53	373	14.2	27/30	59	382	84.6	8/30	1263	15.7	22	25/30	6-4	21/2
2007-08	82	57	344	16.6	20/30	56	366	84.7	5/30	1175	14.3	26	19/30	7-10	16/21
2008-09	82	60	354	17.0	21/30	76	338	77.5	27/30	1247	15.0	20	7/30	3-8	29/14
2009-10	82	52	301	17.3	18/30	67	305	78.0	26/30	1115	13.8	9	20/30	6-5	18/10
2010-11	82	44	304	14.5	27/30	82	321	77.0	29/30	1270	15.5	20	28/30	8-2	3/3
2011-12	82	54	262	20.6	3/30	52	296	82.4	14/30	942	11.5	20	18/30	5-8	14/21
2012-13	48	34	169	21.2	13/30	29	175	83.4	9/30	522	10.9	16	12/30	4-1	16/5
2013-14	82	46	271	17.0	21/30	50	280	82.1	15/30	966	11.8	20	22/30	4-13	24/30
2014-15	82	41	232	17.7	21/30	51	219	76.7	28/30	677	8.3	10	27/30	4-7	20/30

NOTE:

- Rank in penalty minutes is based on most to fewest PIM. For example, in 1979-80 the Oilers were the 3rd most penalized team in the NHL.
- Rank in shorthanded goals (SHG) is based on most SHG for and on fewest SHG against. For example, in 1979-80 the Oilers had the second most shorthanded goals for and the fourth fewest shorthanded goals against.

SPECIAL TEAMS

OILERS 2014-15 POWER PLAY STATS

	Goals	Attempts	%	Rank
Overall	41	232	17.7	19th
Home	20	121	16.5	22nd
Road	21	111	18.9	11th

OILERS 2014-15 PENALTY KILLING STATS

	Goals	Disadvantages	%	Rank
Overall	51	219	76.7	28th
Home	27	106	74.5	30th
Road	24	113	78.8	21st



EDMONTON OILERS ALL-STAR SELECTIONS

1980
SECOND TEAM
Wayne Gretzky, Centre

1981
FIRST TEAM
Wayne Gretzky, Centre

1982
FIRST TEAM
Wayne Gretzky, Centre
Mark Messier, Left Wing

SECOND TEAM
Grant Fuhr, Goal
Paul Coffey, Defence

1983
FIRST TEAM
Wayne Gretzky, Centre
Mark Messier, Left Wing

SECOND TEAM
Paul Coffey, Defence

1984
FIRST TEAM
Wayne Gretzky, Centre

SECOND TEAM
Mark Messier, Left Wing
Jari Kurri, Right Wing
Paul Coffey, Defence

1985
FIRST TEAM
Wayne Gretzky, Centre
Jari Kurri, Right Wing
Paul Coffey, Defence

1986
FIRST TEAM
Wayne Gretzky, Centre
Paul Coffey, Defence

SECOND TEAM
Jari Kurri, Right Wing

1987
FIRST TEAM
Wayne Gretzky, Centre
Jari Kurri, Right Wing

1988
FIRST TEAM
Grant Fuhr, Goal

SECOND TEAM
Wayne Gretzky, Centre

1989
SECOND TEAM
Jari Kurri, Right Wing

1990
FIRST TEAM
Mark Messier, Centre

EDMONTON OILERS IN THE NHL ALL-STAR GAME

1979-80 (Detroit): Wayne Gretzky (F), Blair MacDonald (F)

1980-81 (Los Angeles): Wayne Gretzky (F)

1981-82 (Washington): Paul Coffey (D), Grant Fuhr (G), Wayne Gretzky (F), Mark Messier (F)

1982-83 (NY Islanders): Paul Coffey (D), Wayne Gretzky (F), Jari Kurri (F), Mark Messier (F)

1983-84 (New Jersey): Glenn Anderson (F), Paul Coffey (D), Grant Fuhr (G), Wayne Gretzky (F), Jari Kurri (F)*, Kevin Lowe (D), Mark Messier (F), Glen Sather (Coach)

1984-85 (Calgary): Glenn Anderson (F), Paul Coffey (D), Grant Fuhr (G), Wayne Gretzky (F), Mike Krushelnyski (F), Jari Kurri (F), Kevin Lowe (D), Andy Moog (G), Glen Sather (Coach)

1985-86 (Hartford): Glenn Anderson (F), Paul Coffey (D), Lee Fogolin (D), Grant Fuhr (G), Wayne Gretzky (F), Jari Kurri (F), Kevin Lowe (D), Mark Messier (F), Andy Moog (G), Glen Sather (Coach)

1986-87 (Rendez-Vous '87): Glenn Anderson (F), Paul Coffey (D)*, Grant Fuhr (G), Wayne Gretzky (F), Jari Kurri (F), Mark Messier (F), Esa Tikkanen (F)

1987-88 (St. Louis): Glenn Anderson (F), Grant Fuhr (G), Wayne Gretzky (F), Jari Kurri (F), Kevin Lowe (D), Mark Messier (F), Glen Sather (Coach)

1988-89 (Edmonton): Jimmy Carson (C), Grant Fuhr (G), Jari Kurri (RW), Kevin Lowe (D), Mark Messier (C), Glen Sather (Coach)

1989-90 (Pittsburgh): Jari Kurri (RW), Kevin Lowe (D), Mark Messier (C)

1990-91 (Chicago): Mark Messier (C), Bill Ranford (G), Steve Smith (D), John Muckler (Coach)

1991-92 (Philadelphia): Vincent Damphousse (LW)

1992-93 (Montreal): Dave Manson (D)

1993-94 (NY Rangers): Shayne Corson (LW)

1995-96 (Boston): Doug Weight (C)

1996-97 (San Jose): Jason Arnott (C)

1997-98 (Vancouver): Doug Weight (C)

1998-99 (Tampa Bay): Roman Hamrlik (D)

1999-00 (Toronto): Tommy Salo (G)

2000-01 (Colorado): Janne Niinimaa (D), Doug Weight (C)

2001-02 (Los Angeles): Tommy Salo (G)

Note: Mike Comrie (C) selected to NHL YoungStars Game

2002-03 (Florida): Eric Brewer (D)

Note: Ales Hemsky (RW) selected to NHL YoungStars Game, but was replaced by Shawn Horcoff (C) due to injury.

2003-04 (Minnesota): None

Note: Alexei Semenov (D) and Raffi Torres (LW) selected to NHL YoungStars Game.

2006-07 (Dallas): Ryan Smyth (LW)

Note: Ladislav Smid (D) selected to NHL YoungStars Game.

2007-08 (Atlanta): Shawn Horcoff (C)

Note: Sam Gagner (C) selected to NHL YoungStars Game.

2008-09 (Montreal): Sheldon Souray (D)

Note: Andrew Coglianò (C) selected to NHL YoungStars Game.

2010-11 (Carolina): *Ales Hemsky (RW)

Note: Taylor Hall (LW) and *Jordan Eberle (RW) selected to Rookie Team

2011-12 (Ottawa): Jordan Eberle (RW)

Note: *Ryan Nugent-Hopkins (C) selected to Rookie Team

* Selected to team but did not play.

EDMONTON OILERS NHL AWARD WINNERS

HART MEMORIAL TROPHY

(Most Valuable Player)

Wayne Gretzky
1980-87
Mark Messier
1989-90

JAMES NORRIS

MEMORIAL TROPHY
(Outstanding Defenceman)

Paul Coffey
1984-85
1985-86

EMERY EDGE AWARD

(Plus-Minus Leader)

Charlie Huddy
1982-83
Wayne Gretzky
1983-84
1984-85
1986-87

ART ROSS TROPHY

(Leading Scorer)

Wayne Gretzky
1981-87

LADY BYNG

MEMORIAL TROPHY

(Most Gentlemanly Player)

Wayne Gretzky
1979-80
Jari Kurri
1984-85

JACK ADAMS AWARD

(Coach of the Year)

Glen Sather
1985-86

LESTER B. PEARSON AWARD

(Outstanding Player as selected by the NHL Player's Association)

Wayne Gretzky
1982-85
1987
Mark Messier
1989-90

CONN SMYTHE TROPHY

(Stanley Cup MVP)

Mark Messier
1983-84
Wayne Gretzky
1984-85
1987-88
Bill Ranford
1989-90

VEZINA TROPHY

(Outstanding Goaltender)

Grant Fuhr
1987-88

KING CLANCY MEMORIAL TROPHY

Kevin Lowe
1989-90
Ethan Moreau
2008-09

BUDWEISER/NHL MAN OF THE YEAR

Kevin Lowe
1989-90



EDMONTON OILERS AWARD WINNERS – 1979-80 TO 2014-15

ZANE FELDMAN TROPHY (MVP)

1979-80	Blair MacDonald	1998-99	Bill Guerin
1980-81	Wayne Gretzky	1999-00	Tommy Salo
1981-82	Wayne Gretzky	2000-01	Tommy Salo
1982-83	Wayne Gretzky	2001-02	Tommy Salo
1983-84	Wayne Gretzky	2002-03	Tommy Salo & Todd Marchant
1984-85	Wayne Gretzky		
1985-86	Wayne Gretzky	2003-04	Ethan Moreau
1986-87	Wayne Gretzky	2004-05	Not awarded – NHL Lockout
1987-88	Wayne Gretzky		
1988-89	Jari Kurri	2005-06	Chris Pronger
1989-90	Mark Messier	2006-07	Dwayne Roloson
1990-91	Bill Ranford	2007-08	Ales Hemsky
1991-92	Bill Ranford	2008-09	Ales Hemsky
1992-93	Bill Ranford	2009-10	Dustin Penner
1993-94	Bill Ranford	2010-11	Taylor Hall
1994-95	Jason Arnott	2011-12	Jordan Eberle
1995-96	Doug Weight	2012-13	Taylor Hall
1996-97	Curtis Joseph	2013-14	Taylor Hall
1997-98	Doug Weight	2014-15	Ryan Nugent-Hopkins

TOP FIRST YEAR OILER

1979-80	Dave Lumley	2000-01	Not awarded
1980-81	Glenn Anderson	2001-02	Not awarded
1981-82	Grant Fuhr	2002-03	Ales Hemsky
1982-83	Randy Gregg	2003-04	Not awarded
1983-84	Mark Messier*	2004-05	Not awarded – NHL Lockout
1984-85	Mike Krushelnyski		
1985-86	Craig MacTavish	2005-06	Matt Greene
1986-87	Craig Muni	2006-07	Ladislav Smid
1987-88	Craig Simpson	2007-08	Andrew Cogliano & Sam Gagner
1988-89	Jimmy Carson		
1989-90	Geoff Smith	2008-09	Lubomir Visnovsky
1990-91	Anatoli Semenov	2009-10	Gilbert Brule
1991-92	Vincent Damphousse	2010-11	Taylor Hall
1992-93	Shayne Corson	2011-12	Ryan Nugent-Hopkins
1993-94	Jason Arnott	2012-13	Justin Schultz & Nail Yakupov
1994-95	Todd Marchant		
1995-96	Curtis Joseph	2013-14	David Perron
1996-97	Mike Grier	2014-15	Benoit Pouliot
1997-98	Roman Hamrik		
1998-99	Tom Poti		
1999-00	Jim Dowd		

*Presented to the top playoff performer 1983-84 only.

UNSUNG HERO

1987-88	Charlie Huddy	2002-03	Ethan Moreau
1988-89	Charlie Huddy	2003-04	Igor Ulanov
1989-90	Bill Ranford	2004-05	Not awarded – NHL Lockout
1990-91	Petr Klima		
1991-92	Joe Murphy	2005-06	Fernando Pisani
1992-93	Craig MacTavish	2006-07	Marty Reasoner
1993-94	Shayne Corson	2007-08	Steve Staios
1994-95	David Oliver	2008-09	Jason Strudwick
1995-96	Zdeno Ciger	2009-10	Jason Strudwick
1996-97	Doug Weight	2010-11	Ryan Jones
1997-98	Dean McAmmond	2011-12	Ladislav Smid
1998-99	Mike Grier	2012-13	Jef Petry
1999-00	Ethan Moreau	2013-14	Matt Hendricks
2000-01	Not awarded	2014-15	Matt Hendricks
2001-02	Steve Staios		

COMMUNITY SERVICE AWARD

1987-88	Mike Krushelnyski	2002-03	Georges Laraque
1988-89	Kevin Lowe	2003-04	Georges Laraque
1989-90	Craig Simpson	2004-05	Not awarded – NHL Lockout
1990-91	Craig Simpson		
1991-92	Kevin Lowe	2005-06	Georges Laraque
1992-93	Craig Simpson	2006-07	Jarret Stoll
1993-94	Kelly Buchberger	2007-08	Ethan Moreau
1994-95	Bill Ranford	2008-09	Ethan Moreau
1995-96	Luke Richardson	2009-10	Jason Strudwick
1996-97	Jason Arnott	2010-11	Jason Strudwick
1997-98	Todd Marchant	2011-12	Shawn Horcoff
1998-99	Pat Falloon	2012-13	Ryan Smyth
1999-00	Todd Marchant	2013-14	Andrew Ference
2000-01	Not awarded	2014-15	Andrew Ference
2001-02	Georges Laraque		

DEFENCEMAN OF THE YEAR

1979-80	Doug Hicks	1998-99	Roman Hamrik
1980-81	Lee Fogolin	1999-00	Jason Smith
1981-82	Kevin Lowe	2000-01	Jason Smith
1982-83	Charlie Huddy	2001-02	Janne Niinimaa
1983-84	Paul Coffey	2002-03	Steve Staios
1984-85	Paul Coffey	2003-04	Jason Smith
1985-86	Paul Coffey	2004-05	Not awarded – NHL Lockout
1986-87	Kevin Lowe		
1987-88	Kevin Lowe	2005-06	Chris Pronger
1988-89	Charlie Huddy	2006-07	Jason Smith
1989-90	Craig Muni	2007-08	Tom Gilbert
1990-91	Steve Smith	2008-09	Sheldon Souray
1991-92	Norm Maciver	2009-10	Tom Gilbert
1992-93	Luke Richardson	2010-11	Ryan Whitney
1993-94	Igor Kravchuk	2011-12	Ladislav Smid
1994-95	Luke Richardson	2012-13	Ladislav Smid
1995-96	Bryan Marchment	2013-14	Justin Schultz
1996-97	Bryan Marchment	2014-15	Oscar Klefbom
1997-98	Boris Mironov		

TOP DEFENSIVE FORWARD

1987-88	Craig MacTavish	2002-03	Todd Marchant
1988-89	Esa Tikkanen	2003-04	Shawn Horcoff
1989-90	Craig MacTavish	2004-05	Not awarded – NHL Lockout
1990-91	Craig MacTavish		
1991-92	Craig MacTavish	2005-06	Ethan Moreau
1992-93	Kelly Buchberger	2006-07	Fernando Pisani
1993-94	Kelly Buchberger	2007-08	Fernando Pisani
1994-95	Kelly Buchberger	2008-09	Shawn Horcoff
1995-96	Kelly Buchberger	2009-10	Dustin Penner
1996-97	Kelly Buchberger	2010-11	Shawn Horcoff
1997-98	Mats Lindgren	2011-12	Shawn Horcoff
1998-99	Todd Marchant	2012-13	Ryan Nugent-Hopkins
1999-00	Mike Grier	2013-14	Boyd Gordon
2000-01	Todd Marchant	2014-15	Boyd Gordon
2001-02	Todd Marchant		

MOST POPULAR PLAYER

1987-88	Wayne Gretzky	2002-03	Ryan Smyth
1988-89	Mark Messier	2003-04	Ryan Smyth
1989-90	Mark Messier	2004-05	Not awarded – NHL Lockout
1990-91	Mark Messier		
1991-92	Kelly Buchberger	2005-06	Ryan Smyth
1992-93	Kelly Buchberger	2006-07	Dwayne Roloson
1993-94	Shayne Corson	2007-08	Ales Hemsky
1994-95	Kirk Maltby	2008-09	Ales Hemsky
1995-96	Doug Weight	2009-10	Ales Hemsky
1996-97	Curtis Joseph	2010-11	Ryan Jones
1997-98	Curtis Joseph	2011-12	Jordan Eberle
1998-99	Doug Weight	2012-13	Taylor Hall
1999-00	Georges Laraque	2013-14	Ryan Smyth
2000-01	Doug Weight	2014-15	Ryan Nugent-Hopkins
2001-02	Mike Comrie		

EDMONTON OILERS YEARLY MOLSON CUP WINNERS – 1979-80 TO 2014-15

1979-80	Wayne Gretzky	1991-92	Joe Murphy	2003-04	Ryan Smyth
1980-81	Wayne Gretzky	1992-93	Bill Ranford	2004-05	Not Awarded – NHL Lockout
1981-82	Wayne Gretzky	1993-94	Bill Ranford	2005-06	Ryan Smyth
1982-83	Wayne Gretzky	1994-95	Bill Ranford	2006-07	Dwayne Roloson
1983-84	Wayne Gretzky	1995-96	Doug Weight	2007-08	Mathieu Garon
1984-85	Wayne Gretzky	1996-97	Curtis Joseph	2008-09	Dwayne Roloson
1985-86	Wayne Gretzky	1997-98	Curtis Joseph	2009-10	Jeff Deslauriers
1986-87	Wayne Gretzky	1998-99	Bill Guerin	2010-11	Taylor Hall
1987-88	Wayne Gretzky	1999-00	Tommy Salo	2011-12	Taylor Hall
1988-89	Grant Fuhr	2000-01	Tommy Salo	2012-13	Devan Dubnyk
1989-90	Mark Messier	2001-02	Tommy Salo	2013-14	Taylor Hall
1990-91	Bill Ranford	2002-03	Tommy Salo	2014-15	Jordan Eberle



OILERS 2014-15 MOLSON 3 STARS BY PLAYER AND MONTH

PLAYER	1ST	2ND	3RD	TOTAL	OCT.	NOV.	DEC.	JAN.	FEB.	MAR.	APR.
Eberle	5	6	3	14	1	2	0	4	3	4	0
Scrivens	5	2	5	12	3	1	4	1	2	1	0
Nugent-Hopkins	4	3	5	12	3	1	0	1	1	6	0
Yakupov	1	6	4	11	1	0	0	3	4	2	1
Pouliot	2	5	2	9	1	1	0	2	1	2	2
Hall	2	2	1	5	1	2	2	0	0	0	0
Fasth	0	1	3	4	0	1	1	2	0	0	0
Roy	2	0	1	3	0	0	0	1	0	2	0
Lander	1	0	2	3	0	0	0	1	1	1	0
Schultz	0	2	1	3	0	0	0	0	2	1	0
Bachman	2	0	0	2	0	0	0	0	0	2	0
Miller	0	1	1	2	0	0	0	0	0	2	0
Petry	0	1	1	2	0	0	1	0	1	0	0
Arcobello	0	0	2	2	1	0	1	0	0	0	0
Marincin	0	0	2	2	0	0	0	0	1	1	0
Brossoit	1	0	0	1	0	0	0	0	0	0	1
Pitlick	1	0	0	1	0	0	0	0	0	0	1
Purcell	1	0	0	1	0	1	0	0	0	0	0
Pakarinen	0	1	0	1	0	1	0	0	0	0	0
Fayne	0	1	0	1	0	0	1	0	0	0	0
Gazdic	0	1	0	1	0	0	0	1	0	0	0
Draisaitl	0	1	0	1	1	0	0	0	0	0	0
Hendricks	0	0	1	1	0	0	0	1	0	0	0
Joensuu	0	0	1	1	1	0	0	0	0	0	0
Klefbon	0	0	1	1	0	0	0	0	1	0	0
Klinkhammer	0	0	1	1	0	0	0	0	1	0	0
Pinizzotto	0	0	1	1	0	1	0	0	0	0	0

2014-15 MONTHLY WINNERS

MONTH	PLAYER	STARS	CHARITY	DONATION
October	Scrivens	2-1-0=15	Schizophrenia Society of Alberta	\$1,000
November	Eberle	0-2-0=10	Stollery Children's Hospital	\$1,000
December	Scrivens	1-1-2=20	Schizophrenia Society of Alberta	\$1,000
January	Eberle	0-2-2=20	Stollery Children's Hospital	\$1,000
February	Yakupov	0-3-1=20	Edmonton Humane Society	\$1,000
March	Nugent-Hopkins	2-0-4=30	Cystic Fibrosis	\$1,000
Yearly Winner	Eberle	5-6-3=70	NA	NA



2014-15 EDMONTON OILERS MOLSON CUP STANDINGS

DATE	OPPONENT	RESULT	FIRST STAR	SECOND STAR	THIRD STAR	SELECTOR
Oct. 5	@ Vancouver	L. 6-2				CBC
Oct. 9	vs. Calgary	L. 5-2				Sportsnet
Oct. 11	at Vancouver	L. 5-4 (OT)			Arcobello	Sportsnet
Oct. 14	at Los Angeles	L. 6-1				Sportsnet
Oct. 15	at Arizona	L. 7-4				Sportsnet
Oct. 17	vs. Vancouver	L. 2-0	Scrivens			Sportsnet
Oct. 20	vs. Tampa Bay	W. 3-2	Hall	Nugent-Hopkins		Sportsnet
Oct. 22	vs. Washington	W. 3-2	Nugent-Hopkins	Scrivens		Sportsnet
Oct. 24	vs. Carolina	W. 6-3	Eberle	Draisaitl	Joensuu	Sportsnet
Oct. 27	vs. Montreal	W. 3-0	Scrivens	Pouliot	Yakupov	Sportsnet
Oct. 29	vs. Nashville	L. 4-1			Nugent-Hopkins	Sportsnet
Nov. 1	vs. Vancouver	L. 3-2		Eberle		Sportsnet
Nov. 7	at Buffalo	W. 3-2	Purcell	Pakarinen		Sportsnet
Nov. 9	at New York Rangers	W. 3-1	Pouliot	Nugent-Hopkins		Sportsnet
Nov. 11	at Nashville	L. 3-2			Scrivens	Sportsnet
Nov. 13	vs. Ottawa	L. 4-3		Eberle		Sportsnet
Nov. 16	vs. Arizona	L. 2-1		Hall		Sportsnet
Nov. 19	vs. Vancouver	L. 5-4			Pinizzotto	Sportsnet
Nov. 21	vs. New Jersey	L. 2-0				Sportsnet
Nov. 22	vs. Chicago	L. 7-1				Sportsnet
Nov. 25	at Dallas	L. 3-2			Fasth	Sportsnet
Nov. 27	at Nashville	L. 1-0				Sportsnet
Nov. 28	at St. Louis	L. 4-3			Hall	Sportsnet
Dec. 1	vs. Arizona	L. 5-2			Petry	Sportsnet
Dec. 3	at Winnipeg	L. 3-2 (OT)			Scrivens	Sportsnet
Dec. 7	vs. San Jose	W. 2-1	Scrivens	Fayne		Sportsnet
Dec. 9	at San Jose	L. 5-2				Sportsnet
Dec. 10	at Anaheim	L. 2-1			Fasth	Sportsnet
Dec. 12	vs. Anaheim	L. 4-2		Hall		Sportsnet
Dec. 14	vs. N.Y. Rangers	L. 2-0		Scrivens		Sportsnet
Dec. 16	at Arizona	L. 2-1 (OT)			Scrivens	Sportsnet
Dec. 18	at San Jose	L. 4-3			Arcobello	Sportsnet
Dec. 21	vs. Dallas	L. 6-5 (OT)	Hall			Sportsnet
Dec. 23	vs. Arizona	L. 5-1				Sportsnet
Dec. 27	at Calgary	L. 4-1				Sportsnet
Dec. 30	vs. Los Angeles					Sportsnet
Dec. 31	at Calgary					Sportsnet
Jan. 2	at Colorado	L. 2-1 (SO)			Pouliot	Sportsnet
Jan. 4	vs. N.Y. Islanders	W. 5-2	Scrivens	Eberle	Hendricks	Sportsnet
Jan. 6	vs. Detroit	L. 4-2		Fasth		Sportsnet
Jan. 9	vs. Chicago	W. 5-2	Roy	Yakupov		Sportsnet
Jan. 11	vs. Florida	L. 4-2		Eberle		Sportsnet
Jan. 13	at St. Louis	L. 4-2				Sportsnet
Jan. 15	at Tampa Bay	L. 3-2			Pouliot	Sportsnet
Jan. 17	at Florida	W. 3-2 (SO)		Yakupov	Eberle	Sportsnet
Jan. 20	at Washinton	W. 5-4 (SO)		Nugent-Hopkins		Sportsnet
Jan. 27	vs. Minnesota	L. 2-1		Yakupov	Fasth	Sportsnet
Jan. 29	vs. Buffalo	W. 3-2	Lander	Gazdic		Sportsnet
Jan. 31	at Calgary	L. 4-2			Eberle	Sportsnet
Feb. 2	at San Jose	W. 5-4 (SO)	Eberle	Schultz	Klinkhammer	Sportsnet
Feb. 4	vs. Pittsburgh	L. 2-0		Petry		Sportsnet
Feb. 7	at Toronto	L. 5-1				Sportsnet
Feb. 9	at New Jersey	W. 2-1	Eberle	Yakupov		Sportsnet
Feb. 10	at N.Y. Islanders	L. 3-2		Yakupov	Lander	Sportsnet
Feb. 12	at Montreal	W. 4-3	Nugent-Hopkins		Klefobom	Sportsnet
Feb. 14	at Ottawa	L. 7-2				Sportsnet
Feb. 16	at Winnipeg	L. 5-4 (SO)		Yakupov		Sportsnet
Feb. 18	vs. Boston	W. 4-3 (SO)	Scrivens		Marincin	Sportsnet
Feb. 20	vs. Minnesota	L. 4-0				Sportsnet
Feb. 21	vs. Anaheim	L. 2-1			Yakupov	Sportsnet
Feb. 24	at Minnesota	W. 2-1	Pouliot	Eberle	Scrivens	Sportsnet
Feb. 28	vs. St. Louis	L. 2-1			Schultz	Sportsnet
Mar. 6	at Chicago	L. 2-1 (SO)			Scrivens	Sportsnet
Mar. 8	at Carolina	L. 7-4	Nugent-Hopkins		Eberle	Sportsnet
Mar. 9	at Detroit	L. 5-2			Yakupov	Sportsnet
Mar. 12	at Pittsburgh	L. 6-4			Roy	Sportsnet
Mar. 13	at Columbus	L. 5-4 (SO)	Eberle	Schultz	Nugent-Hopkins	Sportsnet
Mar. 16	vs. Toronto	W. 4-1	Eberle	Pouliot	Nugent-Hopkins	Sportsnet
Mar. 18	vs. Columbus	L. 4-2 (SO)	Yakupov		Nugent-Hopkins	Sportsnet
Mar. 21	vs. Philadelphia	W. 5-4 (OT)	Nugent-Hopkins	Eberle		Sportsnet
Mar. 23	vs. Winnipeg	L. 4-1			Nugent-Hopkins	Sportsnet
Mar. 25	vs. Colorado	W. 4-3	Roy		Marincin	Sportsnet
Mar. 27	vs. Dallas	W. 4-0	Bachman	Pouliot	Miller	Sportsnet
Mar. 30	vs. Colorado	W. 4-1	Bachman	Miller	Lander	Sportsnet
Apr. 1	at Anaheim	L. 5-1				Sportsnet
Apr. 2	at Los Angeles	L. 8-2				Sportsnet
Apr. 4	vs. Calgary	L. 4-0				Sportsnet
Apr. 7	vs. Los Angeles	W. 4-2	Pitlick	Pouliot		Sportsnet
Apr. 9	vs. San Jose	L. 3-1	Brossoit		Yakupov	Sportsnet
Apr. 11	at Vancouver	L. 6-5 (OT)		Pouliot		Sportsnet



EDMONTON OILERS ENTRY DRAFT SELECTIONS

PLAYER	ROUND	NO.	POS.	AGE	LAST AMATEUR CLUB
1979					
LOWE, Kevin	1	21	D	20	Quebec Remparts (QMJHL)
MESSIER, Mark	3	48	LW	18	St. Albert Saints (AJHL)
ANDERSON, Glenn	4	69	RW	19	University of Denver (WCHA)
KOSTOVICH, Maxwell	4	84	LW	20	Portland Winter Hawks (WHL)
TOAL, Mike	5	105	C	20	Portland Winter Hawks (WHL)
BARNES, Blair	6	126	RW	19	Windsor Spitfires (OHL)
1980					
COFFEY, Paul	1	6	D	19	Kitchener Rangers (OHL)
BABCOCK, Shawn	3	48	RW	18	Windsor Spitfires (OHL)
KURRI, Jari	4	69	RW	20	Jokerit (Finland)
PODDUBNY, Walt	5	90	C/LW	20	Kingston Canadians (OHL)
WINTHER, Mike	6	111	C	19	Brandon Wheat Kings (WHL)
MOOG, Andy	7	132	G	20	Billings Bighorns (WHL)
POLMAN TUIN, Rob	8	153	G	20	Michigan Tech (WCHA)
PETERSSON, Lars-Gunnar	9	174	LW	20	Lulea H.F. (Sweden)
1981					
FUHR, Grant	1	8	G	18	Victoria Cougars (WHL)
STRUEBY, Todd	2	29	LW	18	Regina Pats (WHL)
HOUCK, Paul	4	71	RW	18	Kelowna Buckaroos (BCJHL)
DROUILLARD, Phil	5	92	LW	18	Niagara Falls Flyers (OHL)
SMITH, Steve	6	111	RW	18	London Knights (OHL)
HABSCHIED, Marc	6	113	C	18	Saskatoon Blades (WHL)
STURGEON, Mike	8	155	D	18	Kelowna Buckaroos (BCJHL)
HORAVA, Miloslav	9	176	D	19	Czechoslovakia
SHERVEN, Gord	10	197	C	18	Weyburn Red Wings (SJHL)
1982					
PLAYFAIR, Jim	1	20	D	18	Portland Winter Hawks (WHL)
GRAVES, Steve	2	41	LW	18	Sault Ste. Marie Greyhounds (OHL)
LONEY, Brent	3	62	LW	18	Cornwall Royals (OHL)
POUZAR, Jaroslav	4	83	LW	31	Czechoslovakia
BOETTGER, Dwayne	5	104	D	19	Toronto Marlboros (OHL)
SUMMANEN, Raimo	6	125	L/RW	20	Keiko-Reipas (Finland)
SMALL, Brian	7	146	RW	18	Ottawa 67's (OHL)
CLARK, Dean	8	167	D	18	St. Albert Saints (AJHL)
WOOD, Ian	9	188	G	18	Penticton Knights (BCJHL)
DION, Grant	10	209	D	18	Cowichan Valley (BCJHL)
SMITH, Chris	11	230	G	20	Regina Pats (WHL)
CRAWFORD, Jeff	12	251	LW	20	Regina Pats (WHL)
1983					
BEUKEBOOM, Jeff	1	19	D	18	Sault Ste. Marie Greyhounds (OHL)
GOLDEN, Mike	2	40	C	18	Reading High School (US HS)
FLANAGAN, Mike	3	61	D	18	Acton-Boxboro High School (US HS)
TIKKANEN, Esa	4	82	LW/C	18	Helsinki IFK Juniors (Finland)
BARBER, Don	6	124	LW	19	Kelowna Buckaroos (WHL)
DERKATCH, Dale	7	145	C	18	Regina Pats (WHL)
VOS, Ralph	8	166	LW	18	Abbotsford Flyers (BCJHL)
ROACH, Dave	9	187	G	18	New Westminster Royals (BCJHL)
YADLOWSKI, Warren	10	208	C	17	Calgary Wranglers (WHL)
MINER, John	11	229	D	17	Regina Pats (WHL)
WOODBURN, Steve	12	250	D	19	Verdun Juniors (QMJHL)
1984					
ODELEIN, Selmar	1	21	D	18	Regina Pats (WHL)
REAUGH, Daryl	2	42	G	19	Kamloops Oilers (WHL)
NORMAN, Todd	3	63	C	18	Hill Murray HS (US HS)
NOVAK, Rich	4	84	RW	18	Richmond (BCJHL)
LAMBERT, Richard	5	105	LW	18	Henry Carr (Jr. B)
VIVEIROS, Emanuel	6	106	D	18	Prince Albert Raiders (WHL)
DORNIC, Ivan	6	126	LW	22	Dukla Trencin (Czech)
RIIHJARVI, Heikki	7	147	D	18	Kiekko-Espoo (Finland)
EWEN, Todd	8	168	RW	18	New Westminster Bruins (WHL)
CURTIS, Joel	10	209	LW	18	Oshawa Generals (OHL)
WHEELDON, Simon	11	229	C	18	Victoria Cougars (WHL)
GANI, Darren	12	250	D	19	Belleville Bulls (OHL)



PLAYER	ROUND	NO.	POS.	AGE	LAST AMATEUR CLUB
1985					
METCALFE, Scott	1	20	LW	18	Kingston Canadians (OHL)
CARNELLE, Todd	2	41	D	18	Kamloops Blazers (WHL)
WARE, Mike	3	62	D	18	Hamilton Steelhawks (OHL)
KAPUSTA, Tomas	5	104	C	18	Gottwaldov (Czech)
TESSIER, Brian	6	125	G	18	North Bay Centennials (OHL)
TYERS, Shawn	7	146	RW	18	Kitchener Rangers (OHL)
FAIRFIELD, Tony	8	167	RW	17	St. Albert Saints (AJHL)
BUCHBERGER, Kelly	9	188	LW	18	Moose Jaw Warriors (WHL)
BARBE, Mario	10	209	D	18	Chicoutimi Saguenens (QMJHL)
HEADON, Peter	11	230	C	18	Notre Dame High School (SJHL)
HALEY, John	12	251	G	18	Hull High School (US HS)
1986					
ISSEL, Kim	1	21	RW	18	Prince Albert Raiders (WHL)
NICHOLS, Jamie	2	42	LW	18	Portland Winter Hawks (WHL)
SHUDRA, Ron	3	63	D	18	Kamloops Blazers (WHL)
CURRIE, Dan	4	84	LW	18	Sault Ste. Marie Greyhounds (OHL)
HAAS, David	5	105	LW	18	London Knights (OHL)
ENNIS, Jim	6	126	D	18	Boston University Terriers (HE)
MATULIK, Ivan	7	147	LW	18	Slovan Bratislava (Czech)
BEAULIEU, Nicolas	8	168	LW	18	Drummondville Voltigeurs (QMJHL)
GREENLAY, Mike	9	189	G	17	Calgary Midgets "AAA"
LANZA, Matt	10	210	D	18	Winthrop High School (US HS)
BOZIK, Mojmir	11	231	D	24	Kosice (Czechoslovakia)
HAND, Tony	12	252	C	18	Murrayfield Racers (Scotland)
1987					
SOBERLAK, Peter	1	21	LW	18	Swift Current Broncos (WHL)
WERENKA, Brad	2	42	D	18	Northern Michigan U (WCHA)
SMITH, Geoff	3	63	D	18	St. Albert Saints (AJHL)
ERIKSSON, Peter	4	64	LW	21	HV 71 (Sweden)
Van ALLEN, Shaun	5	105	C	19	Saskatoon Blades (WHL)
TOUPAL, Radek	6	126	RW	19	Ceske Motor Budejovice (Czech)
SRSEN, Tomas	7	147	LW	19	Zetr Brno (Czech)
ELLINGSEN, Age	8	168	D	24	Storhamer (Norway)
ARMSTRONG, Gavin	9	189	G	18	RPI Engineers (ECAC)
TINKHAM, Mike	10	210	RW	18	Newburyport High School (US HS)
PAULETTI, Jeff	11	231	D	18	U of Minnesota (WCHA)
DUUS, Jesper	12	241	D	19	Rodoure SK (Denmark)
VYAZMIKIN, Igor	12	252	RW/LW	19	Central Red Army (USSR)
1988					
LEROUX, Francois	1	19	D	18	St. Jean Castors (QMJHL)
KOIVUNEN, Petro	2	39	C	18	K-Espoo (Finland)
SIM, Trevor	3	53	C	18	Seattle Thunderbirds (WHL)
BAUER, Collin	3	61	D	17	Saskatoon Blades (WHL)
BRAUER, Cam	4	82	D	18	RPI Engineers (ECAC)
MARTIN, Don	5	103	LW	20	London Knights (OHL)
BARRIE, Len	6	124	RW	19	Victoria Cougars (WHL)
GLOVER, Mike	7	145	RW	19	Sault Ste. Marie Greyhounds (OHL)
PODEIN, Sjhon	8	166	C	20	U of Minnesota-Duluth (WCHA)
COLE, Tim	9	187	G	19	Woburn H.S. (US HS)
ZUBKOV, Vladimir	10	208	D	30	Central Red Army (USSR)
MacDONALD, Darin	11	229	LW	18	Boston University (HE)
TISDALE, Tim	12	250	C	20	Swift Current Broncos (WHL)
1989					
SOULES, Jason	1	15	D	18	Niagara Falls Thunder (OHL)
BORGO, Richard	2	36	RW	18	Kitchener Rangers (OHL)
BERANEK, Josef	4	78	C	19	Litvinov (Czech)
WHITE, Peter	5	92	LW	20	Michigan State University (CCHA)
SEMENOV, Anatoli	6	120	C	27	Moscow Dynamo (USSR)
PAYNE, Davis	7	140	LW	18	Michigan Tech University (WCHA)
YASHIN, Sergei	7	141	LW	27	Moscow Dynamo (USSR)
MARTINI, Darcy	8	162	D	20	Michigan Tech University (WCHA)
BOZEK, Roman	11	225	RW	25	Budejovice (Czech)
1990					
ALLISON, Scott	1	17	C	18	Prince Albert Raiders (WHL)
LEGAULT, Alexandre	2	38	RW	18	Boston University (HE)
CROWLEY, Joe	3	59	LW	18	Lawrence Academy (US HS)
BLAIN, Joel	4	67	LW	18	Hull Olympiques (QMJHL)



PLAYER	ROUND	NO.	POS.	AGE	LAST AMATEUR CLUB
LOUDER, Greg	5	101	G	18	Cushing Academy (US HS)
SAILYNOJA, Keijo	6	122	LW	20	Jokerit (Finland)
POWER, Mike	7	143	G	19	Western Michigan U (CCHA)
MEJZLIK, Roman	8	164	LW/C	22	Dukla Jihlava (Czech)
ZEMLICKA, Richard	9	185	LW/RW	26	Sparta Praha (Czech)
KORINEK, Petr	10	206	C	24	Skoda Plzen (Czech)
NUUTINEN, Sami	12	248	D	19	K-Espoo (Finland)
1991					
WRIGHT, Tyler	1	12	C	18	Swift Current Broncos (WHL)
RUCINSKY, Martin	1	20	LW	20	Litvinov (Czech)
VERNER, Andrew	2	34	G	18	Peterborough Petes (OHL)
BREEN, George	3	56	RW	17	Cushing Academy (US HS)
NOBILI, Mario	4	78	LW	20	Longueuil (QMJHL)
HAGGERTY, Ryan	5	93	C	18	Westminster (US HS)
OLIVER, David	7	144	RW	20	U of Michigan (CCHA)
KITCHING, Gary	8	166	C	20	Thunder Bay (USJHL)
BARLIE, Vegar	10	210	RW	18	Valerengen (Norway)
BELOSHEIKEN, Evgeny	11	232	G	25	Central Red Army (USSR)
RIIHUJARVI, Juha	12	254	RW	21	Oulu Karpat (Finland)
1992					
HULBIG, Joe	1	13	LW	18	St. Sebastian's (US HS)
REICHEL, Martin	2	37	RW	18	Freiburg (Germany)
ROY, Simon	3	61	D	18	Shawinigan Cataractes (QMJHL)
MALTBY, Kirk	3	65	RW	19	Owen Sound Platers (OHL)
INTRANUOVO, Ralph	4	96	C	18	Sault Ste. Marie Greyhounds (OHL)
GAGE, Joaquin	5	109	G	18	Portland Winter Hawks (WHL)
GIBSON, Steve	7	157	LW	19	Windsor Spitfires (OHL)
SHIM, Kyuin	8	181	RW	18	Sherwood Park Crusaders (AJHL)
SCHMIDT, Colin	8	190	C	18	Regina Midgets (Midget)
TUOMAINEN, Marko	9	205	RW	20	Clarkson University (ECAC)
RASMUSSEN, Bryan	11	253	LW	18	St. Louis Park (US HS)
1993					
ARNOTT, Jason	1	7	C	18	Oshawa Generals (OHL)
STAJDUHAR, Nick	1	16	D	18	London Knights (OHL)
VYBORNY, David	2	33	C	18	Sparta Praha (Czech Republic)
PADEN, Kevin	3	59	C	18	Detroit Jr. Red Wings (OHL)
KERCH, Alexander	3	60	RW	26	Dynamo Riga (CIS)
SATAN, Miroslav	5	111	C	18	Dukla Trencin (Slovakia)
ZHURIK, Alexander	7	163	D	18	Dynamo Minsk (CIS)
BAKULA, Martin	8	189	D	23	U of Alaska-Anchorage (WCHA)
NORTON, Brad	9	215	D	18	Cushing Academy (US HS)
MALTSEV, Oleg	10	241	LW	30	Chelyabinsk (CIS)
BYAKIN, Ilja	11	267	D	30	Landshut (Germany)
1994					
BONSIGNORE, Jason	1	4	C	18	Niagara Falls Thunder (OHL)
SMYTH, Ryan	1	6	LW	18	Moose Jaw Warriors (WHL)
WATT, Mike	2	32	LW	18	Stratford (OHA Jr. B)
NEILSON, Corey	3	53	D	17	North Bay Centennials (OHL)
SYMES, Brad	3	60	D	18	Portland Winter Hawks (WHL)
COPELAND, Adam	4	79	RW	18	Burlington (OHA Jr. B)
TARVAINEN, Jussi	4	95	C	18	KalPA Kuopio (Finland)
GASKINS, Jon	5	110	D	18	Dubuque (USJHL)
MARCHANT, Terry	6	136	LW	18	Niagara (NAJHL)
SHEPTAK, Curtis	7	160	LW	19	Olds Grizzlies (AJHL)
SHULGA, Dimitrius	7	162	RW	18	Tivali Minsk (CIS)
WICKENHEISER, Chris	7	179	G	18	Red Deer Rebels (WHL)
GUINN, Rob	8	185	D	18	Newmarket Royals (OHL)
REID, Jason	8	188	D	18	St. Andrew's (CHS)
JABLONSKI, Jeremy	9	214	G	19	Victoria Cougars (WHL)
BENYSEK, Ladislav	11	266	D	19	Olomouc (Czech)
1995					
KELLY, Steve	1	6	C	18	Prince Albert Raiders (WHL)
LARAQUE, Georges	2	31	RW	18	St. Jean Lynx (QMJHL)
ZIB, Lukas	3	57	D	18	HC Ceske Budejovice (Czech)
MINARD, Mike	4	83	G	18	Chilliwack Chiefs (BCJHL)
SNOPEK, Jan	5	109	D	19	Oshawa Generals (OHL)
CERVEN, Martin	7	161	C	18	Dukla Trencin Jrs. (Slovakia)
DOUGLAS, Stephen	8	187	D	18	Niagara Falls Thunder (OHL)
ANTONIN, Jiri	9	213	D	19	HC Pardubice Jrs. (Czech)



PLAYER	ROUND	NO.	POS.	AGE	LAST AMATEUR CLUB
1996					
DEVEREAUX, Boyd	1	6	C	18	Kitchener Rangers (OHL)
DESCOTEAUX, Matthieu	1	19	D	18	Shawinigan Cataractes (QMJHL)
HAJT, Chris	2	32	D	18	Guelph Storm (OHL)
POTI, Tom	3	59	D	19	Cushing Academy (US HS)
URICK, Brian	5	114	RW	19	U of Notre Dame (CCHA)
RANDALL, Bryan	6	141	C	17	Medicine Hat Tigers (WHL)
BERNIER, David	7	168	C	18	St-Hyacinthe Laser (QMJHL)
LAFRANCE, Brandon	7	170	RW	19	Ohio State U (CCHA)
PISANI, Fernando	8	195	C	19	St. Albert Saints (AJHL)
HULTBERG, John	9	221	G	19	Kingston Frontenacs (OHL)
1997					
RIESEN, Michel	1	14	C	18	Biel (Switzerland)
DOVIGI, Patrick	2	41	G	17	Erie Otters (OHL)
YERKOVICH, Sergei	3	68	D	22	Las Vegas Thunder (IHL)
ELOFSSON, Jonas	4	94	D	18	Farjestad Karlstad (Sweden)
CHIMERA, Jason	5	121	C	18	Medicine Hat Tigers (WHL)
SARNO, Peter	6	141	C	17	Windsor Spitfires (OHL)
BOLIBRUCK, Kevin	7	176	D	20	Peterborough Petes (OHL)
HINZ, Chad	7	187	C	18	Moose Jaw Warriors (WHL)
KERR, Chris	8	205	D	18	Sudbury Wolves (OHL)
FOMITCHEV, Alexandre	9	231	G	18	St. Albert Saints (AJHL)
1998					
HENRICH, Michael	1	13	RW	18	Barrie Colts (OHL)
HENRY, Alex	3	67	D	18	London Knights (OHL)
HORCOFF, Shawn	4	99	C	20	Michigan State (CCHA)
ANTILA, Kristian	4	113	G	18	Ilves Tampere (Finland)
ELLIOTT, Paul	5	128	D	18	Medicine Hat Tigers (WHL)
SMIRNOV, Oleg	5	144	LW	18	Elektrostal (Russia)
ETTINGER, Trevor	6	159	D	17	Cape Breton Screaming Eagles (QMJHL)
MORRISON, Michael	7	186	G	18	Exeter (US HS)
LEFEBVRE, Christian	8	213	D	20	Baie-Comeau Drakkar (QMJHL)
SPIRIDONOV, Maxim	9	241	RW	20	London Knights (OHL)
1999					
RITA, Jani	1	13	RW	17	Jokerit Helsinki (Finland)
SEMENOV, Alexei	2	36	D	18	Sudbury Wolves (OHL)
SALMELAINEN, Tony	2	41	LW	17	HIFK Helsinki Jrs. (Finland)
HAUSER, Adam	3	81	G	19	U of Minnesota (WCHA)
COMRIE, Mike	3	91	C	18	U of Michigan (CCHA)
FAUTEUX, Jonathan	5	139	D	18	Les Foreurs De Val-D'Or (QMJHL)
LEGG, Chris	6	171	C	19	London Jr. B (OHA)
CHARTIER, Christian	7	199	D	18	Saskatoon Blades (WHL)
GROSCHL, Tomas	9	256	F	18	Hungarian National Team (Intl)
2000					
MIKHNOV, Alexei	1	17	LW	17	Yaroslavl 2 (Russia)
WINCHESTER, Brad	2	35	C/LW	19	U of Wisconsin (WCHA)
LIUBIMOV, Alexander	3	83	D	20	Samara (Russia)
DICKENSON, Lou	4	113	C/LW	17	Mississauga Ice Dogs (OHL)
FLACHE, Paul	5	152	D	18	Brampton Battalion (OHL)
NORRIE, Shaun	6	184	RW	17	Calgary Hitmen (WHL)
CULLEN, Joe	7	211	C/LW	19	Colorado College (WCHA)
LOMBARDI, Matthew	7	215	C	18	Les Tigres de Victoriaville (QMJHL)
PLATT, Jason	8	247	D	19	Omaha Lancers (USHL)
MURATOV, Evgeny	9	274	LW	19	Neftechimik (Russia)
2001					
HEMSKY, Ales	1	13	RW	17	Hull Olympiques (QMJHL)
LYNCH, Doug	2	43	D	18	Red Deer Rebels (WHL)
CARON, Ed	2	52	LW	19	Phillips-Exeter (USHS)
SMITH, Kenny	3	84	D	18	Harvard U (ECAC)
MARKKANEN, Jussi	5	133	G	26	Tappara Tampere (Finland)
BRENK, Jake	5	154	C	19	Breck (US HS)
SVENSK, Mikael	6	185	D	18	Frolunda Jrs. (Finland)
BAUM, Dan	7	215	C/LW	18	Prince George Cougars (WHL)
HAAKANA, Kari	8	248	D	27	Jokerit Helsinki (Finland)
PISA, Ales	9	272	D	24	HC Pardubice (Czech Republic)
STEPHENSON, Shay	9	278	LW	17	Red Deer Rebels (WHL)



PLAYER	ROUND	NO.	POS.	AGE	LAST AMATEUR CLUB
2002					
NINIMAKI, Jesse	1	15	C	18	Ilves Tampere (Finland)
DESLAURIERS, Jeff	2	31	G	18	Chicoutimi Saguenéens (QMJHL)
STOLL, Jarret	2	36	C	19	Kootenay Ice (WHL)
GREENE, Matt	2	44	D	19	Green Bay Gamblers (USHL)
RADUNSKIE, Brock	3	79	LW	19	Michigan State (CCHA)
KOLTSOV, Ivan	4	106	D	18	Cherepovec (Russia)
ALMTORP, Jonas	4	111	C	18	Modo Jrs. (Sweden)
FISHER, Glenn	5	148	G	19	Ft. Saskatchewan Traders (AJHL)
LUOMA, Mikko	6	181	D	26	Tappara Tampere (Finland)
DUFORT, Jean-Francois	7	205	LW	20	Cape Breton Screaming Eagles (QMJHL)
MURPHY, Patrick	7	211	LW	18	Newmarket Hurricanes (OPJHL)
HELMINEN, Dwight	8	244	C	19	U of Michigan (CCHA)
MICKA, Tomas	8	245	W	19	Slavia Jrs. (Czech Republic)
JOHANSSON, Fredrik	9	274	C	18	Frolunda Jrs. (Sweden)
2003					
POULIOT, Marc-Antoine	1	22	C	18	Rimouski Oceanic (QMJHL)
MCDONALD, Colin	2	51	RW	18	New England Jr. Coyotes (EJHL)
JACQUES, Jean-Francois	2	68	LW	18	Baie Comeau Drakkar (QMJHL)
JOUKOV, Mishail	3	72	C/W	18	Arboga (Sweden)
STORTINI, Zachery	3	94	RW	17	Sudbury Wolves (OHL)
OLSSON, Kalle	5	147	W	18	Frolunda Jrs. (Sweden)
ROHLFS, David	5	154	RW	19	Compuware Ambassadors (NAHL)
UMICEVIC, Dragan	6	184	LW	18	Sodertalje SK (Sweden)
BRODZIAK, Kyle	7	214	C	19	Moose Jaw Warriors (WHL)
ROY, Mathieu	7	215	D	19	Val D'Or Foreurs (QMJHL)
HRABAL, Josef	8	248	D	17	Vsetin Jrs. (Czech Republic)
BODIE, Troy	9	278	RW	18	Kelowna Rockets (WHL)
2004					
DUBNYK, Devan	1	14	G	18	Kamloops Blazers (WHL)
SCHREMP, Rob	1	25	C	17	London Knights (OHL)
TESLYUK, Roman	2	44	D	18	Kamloops Blazers (WHL)
PAUKOVICH, Geoff	2	57	LW	18	U.S. National Under-18 Team
REDDOX, Liam	4	112	LW	18	Peterborough Petes (OHL)
YOUNG, Bryan	5	146	D	17	Peterborough Petes (OHL)
GORDICHUK, Max	6	177	D	18	Kamloops Blazers (WHL)
GOULET, Stephane	7	208	RW	18	Quebec Remparts (QMJHL)
SPURGEON, Tyler	8	242	C	18	Kelowna Rockets (WHL)
BJURLING, Bjorn	9	274	G	24	Djurgardens IF Stockholm (Sweden)
2005					
COGLIANO, Andrew	1	25	C	18	St. Michael's (OPJHL)
CHORNEY, Taylor	2	36	D	18	Shattuck-St. Mary's (USHS)
SYVRET, Danny	3	81	D	20	London Knights (OHL)
DEE, Robby	3	86	C/W	18	Breck (USHS)
VANDE VELDE, Chris	4	97	C	18	Moorhead (USHS)
TRUKHNO, Viatcheslav	4	120	C	18	Prince Edward Island Rocket (QMJHL)
PETTERSSON, Fredrik	5	157	LW	18	Frolunda Jr. (Sweden)
GLASSER, Matthew	7	220	LW	18	Fort McMurray Oil Barons (AJHL)
2006					
PETRY, Jeff	2	45	D	18	Des Moines (USHL)
PECKHAM, Theo	3	75	D	18	Owen Sound Attack (OHL)
PITTON, Bryan	5	133	G	18	Brampton Battalion (OHL)
WILD, Cody	5	140	D	19	Providence U (HEA)
BUMAGIN, Alexander	6	170	W	19	Lada Togliatti (Russia)
2007					
GAGNER, Sam	1	6	C	17	London Knights (OHL)
PLANTE, Alex	1	15	D	18	Calgary Hitmen (WHL)
NASH, Riley	1	21	C	18	Salmon Arm (BCHL)
OMARK, Linus	4	97	W	20	Lulea HF (Sweden)
KYTNAAR, Milan	5	127	C	18	Topolcany (Slovak 2)
QUIST, William	6	157	W	17	Tingsryd (Sweden 3)
EBERLE, Jordan	1	22	C	18	Regina Pats (WHL)
MOTIN, Johan	4	103	D	18	Bofors (Sweden 2)
CORNET, Philippe	5	133	LW	18	Rimouski Oceanic (QMJHL)
HARTIKAINEN, Teemu	6	163	C	18	Kalpa Jrs. (Finland Jr.)
BENDFELD, Jordan	7	193	D	20	Medicine Hat Tigers (WHL)



PLAYER	ROUND	NO.	POS.	AGE	LAST AMATEUR CLUB
2009					
PAAJARVI-SVENSSON, Magnus	1	10	W	18	Timra (Sweden)
LANDER, Anton	2	40	C	18	Timra (Sweden)
HESKETH, Troy	3	71	D	18	Minnetonka (US HS)
ABNEY, Cameron	3	82	W	18	Everett (WHL)
BIGOS, Kyle	4	99	D	20	Vernon (BCHL)
RAJALA, Toni	4	101	W	18	Ilves (Finland Jr.)
ROY, Olivier	5	133	G	18	Cape Breton (QMJHL)
2010					
HALL, TAYLOR	1	1	LW	18	Windsor (OHL)
PITLICK, TYLER	2	31	C	18	Minnesota State (WCHA)
MARINCIN, MARTIN	2	46	D	18	Slovakia U20
HAMILTON, CURTIS	2	48	LW	18	Saskatoon (WHL)
MARTINDALE, RYAN	3	61	C	18	Ottawa (OHL)
BLAIN, JEREMIE	4	91	D	18	Acadie-Bathurst (QMJHL)
BUNZ, TYLER	5	121	G	18	Medicine Hat (WHL)
DAVIDSON, BRANDON	6	162	D	18	Regina (WHL)
CZERWONKA, DREW	6	166	LW	18	Kootenay (WHL)
PELSS, KRISTIANS	7	181	LW	17	Latvia
JONES, KELLEN	7	202	RW	19	Vernon (BCHL)
2011					
NUGENT-HOPKINS, RYAN	1	1	C	18	Red Deer (WHL)
KLEFBOM, OSCAR	1	19	D	17	Farjestads (SEL)
MUSIL, DAVID	2	31	D	18	Vancouver (WHL)
PERHONEN, SAMU	3	62	G	18	JYP Jr. (FNL)
EWANYK, TRAVIS	3	74	LW	18	Edmonton (WHL)
SIMPSON, DILLON	4	92	D	18	U of North Dakota (NCAA)
RIEDER, TOBIAS	5	114	C	18	Kitchener (OHL)
GERNAT, MARTIN	5	122	D	18	Kosice Jr. (SVK)
TUOHIMAA, FRANS	7	182	G	19	Jokerit Jr. (FNL)
2012					
YAKUPOV, NAIL	1	1	RW	18	Sarnia (OHL)
MOROZ, MITCHELL	2	32	LW	18	Edmonton (WHL)
KHAIRA, JUJHAR	3	63	LW	18	Prince George (BCHL)
ZHARKOV, DANIL	3	91	LW	18	Belleville (OHL)
GUSTAFSSON, ERIK	4	93	D	20	Djurgardens (SEL)
LALEGGIA, JOEY	5	123	D	19	University of Denver (WCHA)
MCCARRON, JOHN	6	153	LW	20	Cornell University (NCAA)
2013					
DARNELL NURSE	1	7	D	18	Sault Ste. Marie Greyhounds (OHL)
MARC-OLIVIER ROY	2	56	RW	18	Blainville-Boisbriand Armada (QMJHL)
BOGDAN YAKIMOV	3	83	C	18	Reaktor Nizhnekamsk (VHL)
ANTON SLEPYSHEV	3	88	LW	19	Ufa (KHL)
JACKSON HOUCK	4	94	RW	18	Vancouver Giants (WHL)
KYLE PLATZER	4	96	C	18	London (OHL)
AIDAN MUIR	4	113	LW	18	Victory Honda U18 Midget (MWEHL)
EVAN CAMPBELL	5	128	LW	20	Langley Rivermen (BCHL)
BEN BETKER	6	158	D	18	Everett Silvertips (WHL)
GREG CHASE	7	188	C	18	Calgary Hitmen (WHL)
2014					
LEON DRAISAITL	1	3	C	18	Prince Albert Raiders (WHL)
WILLIAM LAGESSON	4	91	D	18	Frolunda Jr. (SWE)
ZACH NAGELVOORT	4	111	G	20	University of Michigan (BIG-10)
LIAM COUGHLIN	5	130	LW	19	Vernon Vipers (BCHL)
TYLER VESEL	6	153	C	20	Omaha Lancers (USHL)
KEVEN BOUCHARD	7	183	G	18	Val d'Or Foreurs (QMJHL)
2015					
CONNOR MCDAVID	1	1	C	18	ERIE OTTERS (OHL)
CALEB JONES	4	117	D	18	U.S. NATIONAL UNDER-18 TEAM (USHL)
ETHAN BEAR	5	124	D	18	SEATTLE THUNDERBIRDS (WHL)
JOHN MARINO	6	154	D	18	SOUTH SHORE KINGS (USPHL – PR)
MIROSLAV SVOBODA	7	208	G	18	TRINEC OCELRARI (CZECH REPUBLIC)
ZIYAT PAIGIN	8	209	D	20	KAZAN AK-BARS (KHL)



EDMONTON OILERS ALL-TIME JERSEY NUMBERS – 1979-80 TO 2014-15

- *Players listed have played in at least one regular-season or playoff game as an Oiler.*
- *The most recent player to wear the number is listed first.*
- 1 Laurent Brossoit, Jason LaBarbera, Mike Morrison, Ty Conklin, Mike Minard, Joaquin Gage, Wayne Cowley, Ron Tugnutt, Peter Ing, Kari Takko, Grant Fuhr, Peter LoPresti, Don Cutts
- 2 Jeff Petry, Jim Vandermeer, Aaron Johnson, Matt Greene, Eric Brewer, Igor Ulanov, Brett Hauer, Boris Mironov, Bob Beers, Chris Joseph, Jim Ennis, Lee Fogolin
- 3 Al Hamilton (Number was retired on October 10, 1980.)
- 4 Taylor Hall, Kevin Lowe
- 5 Mark Fayne, Mark Fraser, Ladislav Smid, Alexei Semenov, Tom Poti, Greg de Vries, Brett Hauer, Brad Werenka, Steve Smith, Jim Playfair, Doug Hicks
- 6 Jesse Joensuu, Ryan Whitney, Jaroslav Spacek, Dan Smith, Bobby Dollas, Bryan Muir, Jeff Norton, Ken Sutton, Gord Mark, Ian Herbers, Brian Glynn, Jeff Beukeboom, Rick Chartraw, Dean Clark, Garry Lariviere, John Hughes, Colin Campbell
- 7 Daniel Cleary, Fredrik Lindqvist, Jason Arnott, Martin Gelin, Mark Lamb, Paul Coffey, Ron Chipperfield (Number was retired on October 18, 2005.)
- 8 Derek Roy, Dean Arsene, Geoff Sanderson, Alexei Mikhnov, Ales Pisa, Frank Musil, Doug Friedman, Ray Whitney, Sean Brown, Michel Petit, Zdeno Ciger, Joe Murphy, John LeBlanc, Doug Smith, John Miner, Wayne Van Dorp, Stu Kulak, Dave Lumley, Gord Sherven, Reg Kerr, Steve Graves, Kari Jalonen, Risto Siltanen
- 9 Bill Guerin, Mike Watt, Ralph Intranuovo, Glenn Anderson, Shayne Corson, Bernie Nicholls, Glenn Anderson, Kari Makkonen, Jim Harrison (Number was retired on January 18, 2009.)
- 10 Nail Yakupov, Shawn Horcoff, Kevin Brown, Pat Falloon, Steve Kelly, Mariusz Czerkawski, Ryan Smyth, Ilya Byakin, Esa Tikkanen, Jaroslav Pouzar, Matti Hagman, Ron Areshenkoff
- 11 Mark Messier (Number was retired on February 27, 2007.)
- 12 Rob Klunkhammer, Roman Horak, Josh Green, Alex Giroux, Robert Nilsson, Sergei Samsonov, Mathieu Roy, Krys Kolanos, Mike Bishai, Bobby Allen, Josh Green, Michel Picard, Joe Hulbig, Jesse Belanger, Tyler Wright, Micah Aivazoff, Steve Rice, David Maley, Troy Mallette, Adam Graves, Jimmy Carson, Dave Hannan, Dave Hunter
- 13 Steve Pinizzotto, Mike Brown, Cam Barker, Andrew Cogliano, Todd Harvey, German Titov, Ken Linseman, Risto Jalo, Ken Linseman
- 14 Jordan Eberle, Raffi Torres, Jani Rita, Domenic Pittis, Bert Robertson, Mats Lindgren, Kent Nilsson, Craig MacTavish, Esa Tikkanen, Ray Cote, Laurie Boschman, Walt Poddubny, Blair MacDonald
- 15 Tyler Pitlick, Nick Schultz, Joffrey Lupul, Kyle Brodziak, Brad Isbister, Marty Reasoner, Chad Kilger, Dan LaCouture, Drake Berehowsky, Joe Hulbig, David Roberts, Fredrik Olausson, Kevin Todd, Scott Thornton, Steve Rice, Greg Hawgood, Steve Rice, Dan Currie, David Haas, Tomas Srsen, Trevor Sim, Miroslav Frycer, Geoff Courtnall, Steve Graves, Kent Nilsson, Steve Graves, Jeff Brubaker, Mike Moller, Pat Conacher, Curt Brackenbury, Alex Tiede, Wayne Bianchin
- 16 Teddy Purcell, Darcy Hordichuk, Colin Fraser, Ryan Potulny, Jarret Stoll, Mike York, Rem Murray, Kelly Buchberger, Selmar Odelein, Pat Hughes, Bobby Schmautz, Dan Newman
- 17 Rem Murray, Scott Thornton, Jari Kurri, Cam Connor (Number was retired on October 6, 2001.)
- 18 Ethan Moreau, Scott Fraser, Barrie Moore, Miroslav Satan, Dan McGillis, Kirk Maltby, Craig Simpson, Mark Lamb, Danny Gare, Mark Napier, Terry Martin, Ken Berry, Brett Callighen
- 19 Justin Schultz, Bryan Rodney, Patrick O'Sullivan, Marty Reasoner, Sven Butenschon, Chris Hajt, Boyd Devereaux, Kent Manderville, Tyler Wright, Brian Benning, Tyler Wright, Anatoli Semenov, Normand Lacombe, Danny Gare, Mike Rogers, Willy Lindstrom, Ken Berry, Don Ashby, Bill Flett
- 20 Luke Gazdic, Eric Belanger, Curtis Glencross, Toby Petersen, Radek Dvorak, Marc-Andre Bergeron, Jochen Hecht, Jason Chimera, Josef Beranek, Tony Hrkac, Barrie Moore, David Oliver, Boris Mironov, Brad Zavisha, Jozef Cierny, Jeff Chychrun, Marc Laforge, Mike Hudson, Shaun Van Allen, Marin Gelin, Steve Dykstra, Keith Acton, Moe Mantha, Scott Metcalfe, Jaroslav Pouzar, Dave Lumley, Billy Carroll, Dave Lumley
- 21 Andrew Ference, Ales Kotalik, Ryan Potulny, Jason Smith, Daniel Lacroix, Ladislav Benysek, Valeri Zelepukin, Mariusz Czerkawski, Igor Kravchuk, Shayne Corson, Vincent Damphousse, Randy Gregg, Stan Weir
- 22 Keith Aulie, Jean-Francois Jacques, Rem Murray, Jani Rita, Anson Carter, Roman Hamrlik, Luke Richardson, Charlie Huddy, Ron Carter, Poul Popiel
- 23 Matt Hendricks, Linus Omark, Dick Tarnstrom, Kyle Brodziak, Dick Tarnstrom, Cory Cross, Sean Brown, Dan McGillis, Nick Stajduhar, Jason Boscunore, Vladimir Vujtek, Dan Currie, Martin Rucinsky, Dave Manson, Greg Hawgood, Tommy Lehmann, Tomas Jonsson, Keith Acton, Moe Lemay, Jim Wiemer, Marc Habscheid, Tom Roulston, Mike Forbes
- 24 Brad Hunt, Theo Peckham, Steve Staios, Christian Laflamme, Janne Niinimaa, Bryan Marchand, Dave Manson, Dan Currie, Brad Aitken, Kevin McClelland, Tom Roulston, Peter Driscoll
- 25 Darnell Nurse, Andy Sutton, Joni Pitkanen, Jan Hejda, Krys Kolanos, Mike Grier, Greg de Vries, Mike Stapleton, Geoff Smith, Greg C. Adams, Mike Moller, Raimo Summanen, Reg Kerr, Todd Strueby, Don Jackson, Mike Toal
- 26 Mark Arcobello, Kurtis Foster, Erik Cole, Brad Winchester, Mikko Luoma, Todd Marchant, Shjon Podein, Dan Currie, David Shaw, David Haas, Shaun Van Allen, Max Middendorf, Reijo Ruotsalainen, Peter Eriksson, Craig Redmond, Ken Hammond, Mike Krushelnyski, Tom Gorncor, Todd Strueby, Don Nachbaur, Mike Forbes, Pat Price
- 27 Boyd Gordon, Dustin Penner, Georges Laraque, Ralph Intranuovo, Peter White, Todd Elik, Scott Mellanby, Dave Hunter, Kim Issel, Reed Larson, Ron Shudra, Dave Semenko
- 28 Matt Fraser, Ryan Jones, Jesse Boulerice, Patrick Thoresen, Danny Syvret, Jason Chimera, Alex Selivanov, Bill Huard, Jiri Slegr, Roman Oksuta, Mike Stapleton, Roman Oksuta, Craig Muni, Ken Solheim, Gord Sherven, Larry Melnyk, John Blum, Lance Nethery, Todd Strueby, Roy Sommer, Dave Dryden



- 29 Leon Draisaitl, Martin Gerber, Daniel Tjarnqvist, Ty Conklin, Kari Haakana, Patrick Cote, Alex Selivanov, Steve Passmore, Jason Bowen, Louie DeBrusk, Josef Beranek, Igor Vyazmikin, Vladimir Ruzicka, Daryl Reaugh, Reijo Ruotsalainen, Jim Playfair, Don Jackson
- 30 Ben Scrivens, Richard Bachman, Jussi Markkanen, Dominic Roussel, Bill Ranford, Bob Essensa, Bill Ranford, Warren Skorodenski, Mike Zanier, Ron Low
- 31 Joaquin Gage, Curtis Joseph, Fred Brathwaite, Grant Furh, Eddie Mio (Number was retired on October 9, 2003.)
- 32 Richard Bachman, Ryan Stone, Mathieu Garon, Matt Greene, Scott Ferguson, Craig Millar, Miroslav Satan, Dean Kennedy, Gord Mark, Ron Tugnutt, Dave Brown, Alan May, Nick Fotiu, Jim Wiemer, Daryl Reaugh
- 33 Colten Teubert, Steve MacIntyre, Peter Sarno, Jiri Dopita, Dan LaCouture, Marty McSorley, Dan McGillis, Marko Tuomainen, Scott Pearson, Norm Foster, Eldon Reddick, Kim Issel, Marty McSorley, Marco Baron, Lindsay Middlebrook, Gary Edwards, Bob Dupuis, Bryon Baltimore, John Bednarski
- 34 Tyler Bunz, Yann Danis, Fernando Pisani, Sergei Zholtok, Michel Riesen, Jim Dowd, Vladimir Vorobiev, Jim Dowd, Donald Dufresne, Ryan McGillis, Len Esau, Brent Grieve, Gord Mark, Darcy Martini, Alexander Kerch, Todd Elik, Greg Hawgood, Mike Ware, Glen Cochrane, Scott Metcalfe, Dave Donnelly, Dean Hopkins
- 35 Viktor Fasth, Nikolai Khabibulin, Dwayne Roloson, Tommy Salo, Mikhail Shtalenkov, Bryan Muir, Craig Millar, Bryan Muir, Adam Bennett, Francois Leroux, Mike Greenlay, Randy Exelby, Francois Leroux, Andy Moog, Jim Corsi
- 36 Philip Larsen, Charles Linglet, Mathieu Roy, Marc-Antoine Pouliot, Jarret Stoll, Shawn Horcoff, Dennis Bonvie, Ralph Intranuovo, Todd Marchant, Brad Werenka, Norm Maciver, Bruce Bell, Norm Maciver, Selmar Odelen
- 37 Lennart Petrell, Richard Petiot, Denis Grebeshkov, Michael Peca, Brian Swanson, Daniel Cleary, Dean McAmmond, Doug Halward, Dave Hunter, Tom McMurchy
- 38 Jeff Deslauriers, Chris Ferraro, Terran Sandwith, Iain Fraser
- 39 Bogdan Yakimov, Chris Minard, Doug Weight
- 40 Devan Dubnyk, Danny Syvret, Stephen Valiquette, Scott Ferguson, Fred Brathwaite, Ken Sutton
- 41 Will Acton, Taylor Chorney, Jean-Francois Jacques, Bill McDougall, Brent Gilchrist
- 42 Ryan O'Marra, Yan Stastny, Tony Salmelainen, Kevin Brown, Doug Weight, Josef Beranek
- 43 Jason Strudwick, Dennis Bonvie
- 44 Corey Potter, Sheldon Souray, Rob Schremp, Chris Pronger, Doug Lynch, Janne Niinimaa
- 45 Mark Fistric, Shawn Belle, Toby Petersen, Ales Pisa
- 46 Zack Stortini, Jani Rita, Todd Reirden
- 47 Marc-Andre Bergeron, Paul Comrie, Don Murdoch
- 48 Ryan Hamilton, Alex Plante
- 49 Theo Peckham
- 51 Anton Lander, Philippe Cornet, Kyle Brodziak, Andrei Kovalenko
- 52 Jerred Smithson, Allan Rourke
- 54 Chris Vandevelde
- 55 Ben Eager, Igor Ulanov, Alex Henry, Igor Ulanov, Drew Bannister
- 56 Teemu Hartikainen
- 57 David Perron, Anton Lander, Colin McDonald
- 58 Andrew Miller, Jeff Petry, Johan Motin
- 59 Brad Hunt
- 60 Sebastien Bisailon
- 62 Iiro Pakarinen, Mark Arcobello, Tim Sestito
- 64 Nail Yakupov, Milan Kytnar, Jason Bonsignore
- 65 Mark Napier
- 67 Benoit Pouliot, Gilbert Brule
- 68 Tyler Pitlick
- 70 Curtis Hamilton
- 71 Lubomir Visnovsky, Petr Sykora
- 76 Bryan Young
- 77 Oscar Klefbom, Tom Gilbert, Adam Oates, Garry Unger
- 78 Anton Belov, Marc Pouliot
- 80 Ilya Bryzgalov
- 81 Taylor Fedun
- 82 Jordan Oesterle
- 83 Ales Hemsky
- 84 Oscar Klefbom
- 85 Martin Marincin, Liam Reddox, Petr Klima
- 86 Nikita Nikitin
- 87 David Musil
- 88 Brandon Davidson, Rob Schremp
- 89 Sam Gagner, Mike Comrie
- 91 Magnus Paajarvi, Mike Comrie
- 93 Ryan Nugent-Hopkins, Petr Nedved
- 94 Ryan Smyth
- 99 Wayne Gretzky (Number was retired on October 1, 1999.)



EDMONTON OILERS CAREER SCORING – 1979-80 TO 2014-15

PLAYER	GP	G	A	PTS	PIM	PPG	SHG	WG	TG	HT	ENG
1. Wayne Gretzky	696	583	1086	1669	323	125	55	61	14	43	25
2. Jari Kurri	754	474	569	1043	348	107	31	60	16	20	8
3. Mark Messier	851	392	642	1034	1122	89	36	43	14	13	12
4. Glenn Anderson	845	417	489	906	798	126	13	73	9	20	8
5. Paul Coffey	532	209	460	669	693	69	15	19	3	4	1
6. Ryan Smyth	924	294	324	618	733	126	6	45	0	0	5
7. Doug Weight	588	157	420	577	527	39	2	17	4	1	9
8. Ales Hemsky	614	133	324	457	287	35	2	16	0	0	7
9. Esa Tikkanen	522	178	258	436	759	36	21	30	1	5	4
10. Shawn Horcoff	765	155	280	435	487	38	5	24	1	1	3
11. Kevin Lowe	1037	74	309	383	1236	16	5	10	0	0	3
12. Charlie Huddy	694	81	287	368	500	25	2	6	3	0	0
13. Craig Simpson	419	185	180	365	475	75	0	21	1	2	3
14. Todd Marchant	678	136	207	343	490	17	20	18	5	0	4
15. Craig MacTavish	701	155	176	331	680	10	29	25	2	2	4
16. Sam Gagner	481	101	194	295	244	30	0	1	0	0	2
17. Dave Hunter	653	119	171	290	776	3	6	15	4	0	1
18. JORDAN EBERLE	356	120	164	284	90	30	3	18	0	0	4
19. TAYLOR HALL	299	106	157	263	180	35	0	16	0	0	2
20. Kelly Buchberger	795	82	158	240	1747	5	12	24	2	1	0
21. Jason Arnott	286	100	139	239	489	36	1	12	3	2	3
22. Dave Lumley	386	90	140	230	582	8	1	15	4	2	2
23. Mike Krushelnyski	290	95	131	226	213	24	1	7	3	1	0
24. Steve Smith	385	46	172	218	1080	15	0	6	0	0	1
25. Ethan Moreau	653	112	99	211	782	6	17	23	4	1	7
26. Petr Klima	274	119	90	209	337	32	1	10	0	3	1
27. RYAN NUGENT-HOPKINS	258	65	123	188	75	13	0	8	0	0	2
Randy Gregg	453	40	148	188	309	3	3	7	0	0	1
Janne Niinimaa	399	34	154	188	419	16	2	4	0	0	2
30. Dustin Penner	304	94	93	187	189	33	1	13	0	0	0
31. Mike Grier	448	81	102	183	292	10	10	11	1	1	6
32. Ken Linseman	202	58	120	178	394	17	6	7	0	1	1
33. Pat Hughes	300	88	83	171	330	9	11	20	2	1	0
34. Joe Murphy	222	69	100	169	143	16	3	6	3	1	1
35. Jarret Stoll	286	59	106	165	222	26	6	9	0	0	1
36. Rem Murray	425	73	91	164	123	10	8	13	3	1	3
37. Bill Guerin	211	79	82	161	354	36	0	7	1	0	3
Dean McAmmond	303	61	100	161	149	19	0	9	0	0	1
39. Boris Mironov	320	42	118	160	444	24	1	7	2	0	1
Lee Fogolin	586	36	124	160	886	0	6	2	1	0	0
41. Tom Gilbert	384	30	125	158	106	9	1	2	0	0	1
42. Anson Carter	211	69	88	157	68	29	1	11	1	0	3
43. Zdeno Ciger	204	64	91	155	55	21	0	6	2	0	2
44. Fernando Pisani	402	80	73	153	190	14	4	7	1	1	3
45. Risto Siltanen	206	38	113	151	104	14	1	4	2	1	1
46. Kevin McClelland	428	56	94	150	1298	0	2	7	0	0	0
47. Andrew Cogliano	328	57	89	146	137	6	3	13	0	0	1
48. Steve Staios	573	35	111	146	743	4	3	3	0	0	0
49. Brett Callighen	160	56	89	145	132	17	0	2	3	0	0
50. Blair MacDonald	131	65	72	137	33	18	2	7	1	4	2
Shayne Corson	192	53	84	137	413	22	2	5	1	1	3
52. Dave Semenko	454	59	77	136	976	9	0	8	0	1	1
53. Mike Comrie	192	61	72	133	149	19	0	12	3	0	3
54. Marty Reasoner	351	45	76	121	209	10	3	3	0	0	3
55. Raffi Torres	276	67	53	120	239	13	0	5	2	0	1
Martin Gelinas	258	60	60	120	156	10	0	5	3	1	1
57. Stan Weir	200	48	66	114	93	5	2	5	3	0	0
58. Jason Smith	542	31	82	113	643	1	3	5	0	0	0
59. Matti Hagman	147	41	71	112	34	7	0	2	0	0	0
Mark Napier	175	41	71	112	35	6	2	4	2	0	0
61. Georges Laraque	490	43	68	111	826	3	0	5	1	1	0
Craig Muni	493	24	87	111	492	0	3	3	0	0	0
63. Andrei Kovalenko	176	51	58	109	139	17	0	7	2	0	0
64. Dave Manson	219	33	75	108	570	16	1	3	1	0	1
65. Tom Poti	285	27	78	105	209	11	1	7	0	0	0
66. Jimmy Carson	84	50	53	103	36	20	0	5	1	1	0
Roman Hamrlík	196	22	81	103	186	12	1	3	1	0	1
68. Josef Beranek	208	42	60	102	108	10	0	4	0	0	0
69. Eric Brewer	315	29	71	100	210	12	0	6	1	0	0



EDMONTON OILERS ALL-TIME NHL ROSTER — 1979-80 TO 2014-15

PLAYER (NUMBERS)	SEASONS	REGULAR SEASON					PLAYOFFS				
		GP	G	A	PTS	PIM	GP	G	A	PTS	PIM
ACTON, Keith (20,23)	1988-89	72	14	21	35	68	7	2	0	2	16
ACTON, WILL (41)	2013-15	33	3	2	5	26	-	-	-	-	-
ADAMS, Greg C. (25)	1989	49	4	5	9	82	-	-	-	-	-
AITKEN, Brad (24)	1991	3	0	1	1	0	-	-	-	-	-
AIVAZOFF, Micah (12)	1995	21	0	1	1	2	-	-	-	-	-
ALLEN, Bobby (12)	2003	1	0	0	0	0	-	-	-	-	-
ANDERSON, Glenn (9)	1981-91,96	845	417	489	906	798	164	81	102	183	314
ARCOBELLO, MARK (62, 26)	2012-15	77	11	21	32	20	-	-	-	-	-
ARESHENKOFF, Ron (10)	1980	4	0	0	0	0	-	-	-	-	-
ARSENE, Dean (8)	2009-10	13	0	0	0	41	-	-	-	-	-
ARNOTT, Jason (7)	1994-98	286	100	139	239	489	12	3	6	9	18
ASHBY, Don (19)	1980-81	24	12	12	24	2	3	0	0	0	0
AULIE, Keith (22)	2014-15	31	0	1	1	66	-	-	-	-	-
BACHMAN, RICHARD(G) (30)	2013-15	10	0	0	0	0	-	-	-	-	-
BALTIMORE, Bryon (33)	1980	2	0	0	0	4	-	-	-	-	-
BANNISTER, Drew (55)	1997-98	35	0	3	3	42	12	0	0	0	30
BARKER, Cam (13)	2011-12	25	2	0	2	23	-	-	-	-	-
BARON, Marco (G) (33)	1985	1	0	0	0	0	-	-	-	-	-
BEDNARSKI, John (33)	1980	1	0	0	0	0	-	-	-	-	-
BEERS, Bob (2)	1994	66	10	27	37	74	-	-	-	-	-
BELL, Bruce (36)	1990	1	0	0	0	0	-	-	-	-	-
BELLE, Shawn(45)	2010	5	0	0	0	0	-	-	-	-	-
BELOV, Anton (77)	2013-14	57	1	6	7	34	-	-	-	-	-
BELANGER, Eric (20)	2011-13	104	4	15	19	42	-	-	-	-	-
BELANGER, Jesse (12)	1997	6	0	0	0	0	-	-	-	-	-
BENNETT, Adam (35)	1994	48	3	6	9	49	-	-	-	-	-
BENNING, Brian (19)	1993	18	1	7	8	59	-	-	-	-	-
BENYSEK, Ladislav (21)	1998	2	0	0	0	0	-	-	-	-	-
BERANEK, Josef (29,42,20)	1992-93,1999-2000	208	42	60	102	108	14	2	1	3	4
BEREHOWSKY, Drake (15)	1998	67	1	6	7	169	12	1	2	3	14
BERGERON, Marc-Andre (20,47)	2003-04,06-07	189	33	55	88	101	19	2	2	4	14
BERRY, Ken (19,18)	1982,84	28	4	6	10	19	-	-	-	-	-
BEUKEBOOM, Jeff (6)	1986-92	284	12	57	69	733	29	1	3	4	50
BIANCHIN, Wayne (15)	1980	11	0	0	0	7	-	-	-	-	-
BISAILLON, Sebastien (60)	2007	2	0	0	0	0	-	-	-	-	-
BISHAI, Mike (12)	2004	14	0	2	2	19	-	-	-	-	-
BLADON, Tom (23)	1981	1	0	0	0	0	-	-	-	-	-
BLUM, John (28)	1983-84	9	0	4	4	26	-	-	-	-	-
BONSIGNORE, Jason (23,64)	1995-96	21	1	2	3	4	-	-	-	-	-
BONVIE, Dennis (43,36)	1995-96,98	14	0	0	0	74	-	-	-	-	-
BOSCHMAN, Laurie (14)	1982-83	73	10	15	25	220	3	0	1	1	4
BOULERICE, Jesse (28)	2009	2	0	0	0	0	-	-	-	-	-
BOWEN, Jason (29)	1998	4	0	0	0	10	-	-	-	-	-
BRACKENBURY, Curt (15)	1981-82	72	2	9	11	165	2	0	0	0	0
BRATHWAITE, Fred (G) (31,40)	1994-96	40	0	0	0	2	-	-	-	-	-
BREWER, Eric (2)	2001-04	315	29	71	100	210	12	2	8	10	18
BRODZIAK, Kyle (15,23,51)	2006-09	175	26	33	59	60	-	-	-	-	-
BROSSOIT, LAURENT (1)	2015	1	0	0	0	0	-	-	-	-	-
BROWN, Dave (42)	1989-91	140	3	12	15	361	26	0	1	1	36
BROWN, Kevin (42,10)	1999-2000	19	4	2	6	0	1	0	0	0	0
BROWN, Mike	2012-14	35	1	0	1	72	-	-	-	-	-
BROWN, Sean (8,23)	1997-2002	269	12	23	35	664	4	0	0	0	33
BRUBAKER, Jeff (15)	1986	4	1	0	1	12	-	-	-	-	-
BRULE, Gilbert (67)	2009-11	117	26	23	49	91	-	-	-	-	-
BRYZGALOV, Ilya(G) (80)	2013-14	20	0	0	0	0	-	-	-	-	-
BUCHBERGER, Kelly (16)	1987-99	795	82	158	240	1747	78	9	15	24	116
BUNZ, TYLER (34)	2015	1	0	0	0	0	-	-	-	-	-
BUTENSCHON, Sven (19)	2001-02	21	1	1	2	6	-	-	-	-	-
BYAKIN, Ilya (10)	1994	44	8	20	28	30	-	-	-	-	-
CALLIGHEN, Brett (18)	1980-82	160	56	89	145	132	14	4	6	10	8
CAMPBELL, Colin (6)	1980	72	2	11	13	196	3	0	0	0	11
CARROLL, Billy (20)	1985-86	70	8	11	19	22	9	0	0	0	4
CARSON, Jimmy (12)	1989-90	84	50	53	103	36	7	2	1	3	6
CARTER, Anson (22)	2001-03	211	69	88	157	68	6	3	1	4	4
CARTER, Ron (22)	1980	2	0	0	0	0	-	-	-	-	-
CHARTRAW, Rick (6)	1984	24	2	6	8	21	1	0	0	0	2
CHIMERA, Jason (20,28)	2001-04	130	19	17	36	93	2	0	2	2	0
CHIPPERFIELD, Ron (7)	1980	67	18	19	37	24	-	-	-	-	-
CHORNEY, Taylor (41)	2009-12	59	1	6	7	16	-	-	-	-	-
CHYCHRUN, Jeff (20)	1994	2	0	0	0	0	-	-	-	-	-



PLAYER (NUMBERS)	SEASONS	REGULAR SEASON				PLAYOFFS					
		GP	G	A	PTS	PIM	GP	G	A	PTS	PIM
CIERNY, Jozef (20)	1994	1	0	0	0	0	-	-	-	-	-
CIGER, Zdeno (8)	1993-96	204	64	91	155	55	-	-	-	-	-
CLARK, Dean (6)	1984	1	0	0	0	0	-	-	-	-	-
CLEARY, Daniel (37,7)	2000-03	220	31	55	86	127	10	1	2	3	10
COCHRANE, Glen (34)	1989	12	0	0	0	52	-	-	-	-	-
COFFEY, Paul (7)	1981-87	532	209	460	669	693	94	36	67	103	167
COGLIANO, Andrew (13)	2008-11	328	57	89	146	137	-	-	-	-	-
COLE, Erik (26)	2009	63	16	11	27	63	-	-	-	-	-
COMRIE, Mike (89,91)	2001-03,09-10	235	74	80	154	179	12	2	2	4	10
COMRIE, Paul (47)	2000	15	1	2	3	4	-	-	-	-	-
CONACHER, Pat (15)	1984	45	2	8	10	31	3	1	0	1	2
CONKLIN, Ty (G) (1,29)	2002,04,06	60	0	0	0	19	1	0	0	0	0
CONNOR, Cam (17)	1980	38	7	13	20	136	-	-	-	-	-
CORNET, Philippe (51)	2012	2	0	1	1	0	-	-	-	-	-
CORSI, Jim (G) (35)	1980	26	0	3	3	6	-	-	-	-	-
CORSON, Shayne (21,9)	1993-95	192	53	84	137	413	-	-	-	-	-
COTE, Patrick (29)	2001	6	0	0	0	18	-	-	-	-	-
COTE, Ray (14)	1983-85	15	0	0	0	4	14	3	2	5	4
COURTNALL, Geoff (15)	1988	12	4	4	8	15	19	0	3	3	23
COWLEY, Wayne (G) (1)	1994	1	0	0	0	0	-	-	-	-	-
CROSS, Cory (23)	2003-04,06	113	11	20	31	102	6	0	1	1	2
CURRIE, Dan (15,24,23,26)	1991-93	17	1	0	1	6	-	-	-	-	-
CUTTS, Don (1)	1980	6	0	0	0	6	-	-	-	-	-
CZERKAWSKI, Mariusz (10,21)	1996-97	113	38	38	76	24	12	2	1	3	10
DAMPHOUSSE, Vincent (21)	1992	80	38	51	89	53	16	6	8	14	8
DANIS, Yann	2012-13	3	0	0	0	0	-	-	-	-	-
DAVIDSON, BRANDON (88)	2014-15	12	1	0	1	0	-	-	-	-	-
DeBRUSK, Louie (29)	1992-97	228	19	12	31	797	6	0	0	0	4
DESLAURIERS, Jeff (G) (38)	2009-10	58	0	4	4	8	-	-	-	-	-
DEVEREAUX, Boyd (19)	1998-2000	175	15	31	46	49	1	0	0	0	0
de VRIES, Greg (25,5)	1996-98	115	8	9	17	144	19	0	1	1	29
DOLLAS, Bobby (6)	1998	52	2	6	8	49	11	0	0	0	16
DONNELLY, Dave (34)	1988	4	0	0	0	4	-	-	-	-	-
DOPITA, Jiri (33)	2003	21	1	5	6	11	-	-	-	-	-
DOWD, Jim (36)	1999-2000	70	5	18	23	45	5	2	1	3	4
DRAISAITL, LEON (29)	2014-15	37	2	7	9	4	-	-	-	-	-
DRISCOLL, Peter (24)	1980-81	60	3	8	11	97	3	0	0	0	0
DRYDEN, Dave (G) (28)	1980	14	0	0	0	0	-	-	-	-	-
DUBNYK, Deavn (G) (40)	2009-14	171	0	0	0	0	-	-	-	-	-
DUFRESNE, Donald (34)	1996-97	64	1	7	8	31	3	0	0	0	0
DUPIJS, Bob (G) (33)	1980	1	0	0	0	0	-	-	-	-	-
DVORAK, Radek (20)	2003-04,06	154	27	59	86	66	20	1	2	3	4
DYKSTRA, Steve (20)	1988	15	2	3	5	39	-	-	-	-	-
EAGER, Ben (55)	2011-14	84	9	17	26	134	-	-	-	-	-
EBERLE, JORDAN (14)	2010-15	356	120	164	284	90	-	-	-	-	-
EDWARDS, Gary (G), (33)	1981	15	0	2	2	0	1	0	0	0	0
ELIK, Todd (24,27)	1993-94	18	1	9	10	14	-	-	-	-	-
ENNIS, Jim (2)	1988	5	1	0	1	10	-	-	-	-	-
ERIKSSON, Peter (26)	1990	20	3	3	6	24	-	-	-	-	-
ESAU, Len (34)	1995	14	0	6	6	15	-	-	-	-	-
ESSENSA, Bob (G) (30)	1997-99	74	0	1	1	4	1	0	0	0	0
EXELBY, Randy (G) (35)	1990	1	0	0	0	0	-	-	-	-	-
FALLOON, Pat (10)	1999-2000	115	22	36	58	24	4	0	1	1	4
FASTH, VIKTOR(G) (35)	2013-15	33	0	0	0	0	-	-	-	-	-
FAYNE, MARK (5)	2014-15	74	2	6	8	14	-	-	-	-	-
FEDUN, Taylor (81)	2013-14	4	2	0	2	0	-	-	-	-	-
FERENCE, ANDREW (21)	2013-15	141	6	26	32	102	-	-	-	-	-
FERGUSON, Scott (40,32)	1998,2001-04	201	7	13	20	288	11	0	0	0	8
FERRARO, Chris (38)	1999	2	1	0	1	0	-	-	-	-	-
FISTRIC, Mark	2012-13	25	0	6	6	32	-	-	-	-	-
FLETT, Bill (19)	1980	20	5	2	7	2	-	-	-	-	-
FOGOLIN, Lee (2)	1980-87	586	36	124	160	886	78	5	13	18	115
FORBES, Mike (23,26)	1980,82	18	1	7	8	26	-	-	-	-	-
FOSTER, Kurtis (26)	2010-11	74	8	14	22	45	-	-	-	-	-
FOSTER, Norm (G) (33)	1992	10	0	0	0	2	-	-	-	-	-
FOTIU, Nick (32)	1989	1	0	0	0	0	-	-	-	-	-
FRASER, Colin (16)	2010-11	67	3	2	5	60	-	-	-	-	-
FRASER, Iain (38)	1995	13	3	0	3	0	-	-	-	-	-
FRASER, Mark (5)	2013-14	23	1	0	1	43	-	-	-	-	-
FRASER, MATT (28)	2014-15	36	5	4	9	10	-	-	-	-	-
FRASER, Scott (18)	1998	29	12	11	23	6	11	1	1	2	0



PLAYER (NUMBERS)	SEASONS	REGULAR SEASON					PLAYOFFS				
		GP	G	A	PTS	PIM	GP	G	A	PTS	PIM
FRIDMAN, Doug (8)	1998	16	0	0	0	20	-	-	-	-	-
FRYCER, Miroslav (15)	1989	14	5	5	10	18	-	-	-	-	
FUHR, Grant (G) (1,31)	1982-1991	423	0	36	36	48	111	0	12	12	14
GAGE, Joaquin (G) (1,31)	1995-96,2001	23	0	1	1	4	-	-	-	-	-
GAGNER, Sam (89)	2008-14	481	101	194	295	244	-	-	-	-	-
GARE, Danny (19,18)	1987	18	1	3	4	6	-	-	-	-	-
GARON, Mathieu (G) (32)	2008-09	62	0	0	0	8	-	-	-	-	-
GAZDIC, LUKE (20)	2013-15	107	4	3	7	170	-	-	-	-	-
GELINAS, Martin (20,7)	1989-1993	258	60	60	120	156	53	6	12	18	41
GILCHRIST, Brent (41)	1993	60	10	10	20	47	-	-	-	-	-
GILBERT, Tom (77)	2007-12	384	33	125	158	106	-	-	-	-	-
GIROUX, Alexandre (12)	2011	8	1	1	2	2	-	-	-	-	-
GLENCROSS, Curtis (20)	2008	26	9	4	13	28	-	-	-	-	-
GLYNN, Brian (6)	1992-93	89	6	18	24	66	16	4	1	5	8
GORDON, BOYD (27)	2013-15	142	14	20	34	37	-	-	-	-	-
GORENCE, Tom (26)	1984	12	1	1	2	0	-	-	-	-	-
GRAVES, Adam (12)	1990-91	139	16	30	46	250	40	7	10	17	39
GRAVES, Steve (8,15)	1984,87-88	35	5	4	9	10	-	-	-	-	-
GREBESHKOV, Denis (37)	2008-10,14	197	16	61	77	88	-	-	-	-	-
GREEN, Josh (12)	2001-03, 11-12	88	11	8	19	71	3	0	0	0	0
GREENE, Matt (32, 2)	2006-08	151	1	12	13	205	18	0	1	1	34
GREGG, Randy (21)	1982-90	453	40	148	188	309	130	13	37	50	121
GREENLAY, Mike (G) (35)	1990	2	0	1	1	0	-	-	-	-	-
GRETZKY, Wayne (99)	1980-88	696	583	1086	1669	323	120	81	171	252	56
GRIER, Mike (25)	1997-2002	448	81	102	183	292	34	6	4	10	31
GRIEVE, Brent (34)	1994	24	13	5	18	14	-	-	-	-	-
GUERIN, Bill (9)	1998-2001	211	79	82	161	354	20	10	5	15	28
HAAKANA, Kari (29)	2003	13	0	0	0	4	-	-	-	-	-
HAAS, David (15,26)	1991	5	1	0	1	0	-	-	-	-	-
HABSCHIED, Marc (23)	1982-85	74	10	16	26	26	-	-	-	-	-
HAGMAN, Matti (10)	1981-82	147	41	71	112	34	12	5	1	6	6
HAJT, Chris (19)	2001	1	0	0	0	0	-	-	-	-	-
HALL, TAYLOR (4)	2010-15	299	106	157	263	180	-	-	-	-	-
HALWARD, Doug (37)	1989	24	0	7	7	25	2	0	0	0	0
HAMILTON, Al (3)	1980	31	4	15	19	20	1	0	0	0	0
HAMILTON, CURTIS (70)	2014-15	1	0	0	0	5	-	-	-	-	-
HAMILTON, RYAN (48)	2013-15	18	1	1	2	6	-	-	-	-	-
HAMMOND, Ken (22)	1989	5	0	1	1	8	-	-	-	-	-
HAMRLIK, Roman (26)	1998-00	196	22	81	103	186	20	0	7	7	18
HANNAN, Dave (12)	1988	51	9	11	20	43	12	1	1	2	8
HARRISON, Jim (9)	1980	3	0	0	0	0	-	-	-	-	-
HARTIKAINEN, Teemu (56)	2011-13	52	6	7	13	16	-	-	-	-	-
HARVEY, Todd (13)	2006	63	5	2	7	32	10	1	1	2	4
HAUER, Brett (5,2)	1996,2000	34	4	4	8	32	-	-	-	-	-
HAWGOOD, Greg (23,15,34)	1991-93	55	7	25	32	63	13	0	3	3	23
HECHT, Jochen (20)	2002	82	16	24	40	60	-	-	-	-	-
HEJDA, Jan (25)	2007	39	1	8	9	20	-	-	-	-	-
HEMSKY, Ales (83)	2003-14	652	142	335	477	303	30	6	11	17	14
HENDRICKS, MATT (23)	2013-15	104	11	8	19	134	-	-	-	-	-
HENRY, Alex (55)	2003	3	0	0	0	0	-	-	-	-	-
HERBERS, Ian (6)	1994	22	0	2	2	32	-	-	-	-	-
HICKS, Doug (5)	1980-82	186	17	67	84	183	12	1	1	2	6
HOPKINS, Dean (34)	1986	1	0	0	0	0	-	-	-	-	-
HORAK, Roman (12)	2013-14	2	1	0	1	0	-	-	-	-	-
HORCOFF, Shawn(36,10)	2001-04,06-13	796	162	285	447	511	35	10	13	23	18
HORDICHUK, Darcy (16)	2011-13	47	1	2	3	66	-	-	-	-	-
HRKAC, Tony (20)	1998	36	8	11	19	20	12	0	3	3	2
HUARD, Bill (28)	1998-99	33	0	1	1	72	4	0	0	0	2
HUDDY, Charlie (22)	1981-91	694	81	287	368	500	138	16	61	77	104
HUDSON, Mike (20)	1993	5	0	1	1	2	-	-	-	-	-
HUGHES, John (6)	1981	18	0	3	3	30	-	-	-	-	-
HUGHES, Pat (16)	1981-85	300	88	83	171	330	55	7	23	30	52
HULBIG, Joe (15,12)	1997-99	24	2	2	4	4	6	0	1	1	2
HUNT, BRAD (59, 24)	2013-15	14	1	2	3	0	-	-	-	-	-
HUNTER, Dave (12,37,27)	1980-89	653	119	171	290	776	105	16	24	40	211
ING, Peter (G) (1)	1992	12	0	3	3	0	-	-	-	-	-
INTRANUOVO, Ralph (36,27,9)	1995-97	22	2	4	6	4	-	-	-	-	-
ISBISTER, Brad (15)	2003-04	64	13	10	23	63	6	0	1	1	12
ISSEL, Kim (27,33)	1989	4	0	0	0	0	-	-	-	-	-
JACKSON, Don (25,29)	1982-86	262	15	45	60	508	53	4	5	9	147
JACQUES, Jean-Francois (41,22)	2006-11	160	9	8	17	185	-	-	-	-	-



PLAYER (NUMBERS)	SEASONS	REGULAR SEASON					PLAYOFFS				
		GP	G	A	PTS	PIM	GP	G	A	PTS	PIM
JALO, Risto (13)	1986	3	0	3	3	0	-	-	-	-	-
JALONEN, Kari (8)	1984	3	0	0	0	0	-	-	-	-	-
JOENSUU, Jesse (6)	2013-14	62	5	4	9	30	-	-	-	-	-
JOHNSON, Aaron (2)	2010	41	4	6	10	35	-	-	-	-	-
JONES, Ryan (28)	2010-14	257	40	32	72	141	-	-	-	-	-
JONSSON, Tomas (23)	1989	20	1	10	11	22	4	2	0	2	6
JOSEPH, Chris (2)	1988-94	154	12	39	51	205	5	1	3	4	2
JOSEPH, Curtis (G) (31)	1996-98	177	0	5	5	28	24	0	0	0	4
KELLY, Steve (10)	1997-98	27	1	2	3	14	6	0	0	0	2
KENNEDY, Dean (32)	1995	40	2	8	10	25	-	-	-	-	-
KERCH, Alexander (34)	1994	5	0	0	0	2	-	-	-	-	-
KERR, Reg (25,8)	1984	3	0	0	0	0	-	-	-	-	-
KHABIBULIN, Nikolai (G) (35)	2009-13	117	0	0	0	4	-	-	-	-	-
KILGER, Chad (15)	1999-2001	87	9	5	14	39	7	0	0	0	4
KLEFBOM, OSCAR (84)	2013-15	77	3	20	23	4	-	-	-	-	-
KLIMA, Petr (85)	1990-93,97	291	120	97	217	343	60	13	10	23	36
KLINKHAMMER, ROB (12)	2014-15	40	1	2	3	23	-	-	-	-	-
KOLANOS, Krys (25,12)	2006	6	0	0	0	2	-	-	-	-	-
KOTALIK, Ales (21)	2009	19	7	4	11	6	-	-	-	-	-
KOVALENKO, Andrei (51)	1997-99	176	51	58	109	139	13	4	3	7	8
KRAVCHUK, Igor (21)	1993-96	160	27	61	88	57	-	-	-	-	-
KRUSHELNYSKI, Mike (26)	1985-88	290	95	131	226	213	68	16	23	39	68
KULAK, Stu (8)	1987	23	3	1	4	41	-	-	-	-	-
KURRI, Jari (17)	1981-90	754	474	569	1043	348	146	92	110	202	101
KYTAR, Milan (64)	2012	1	0	0	0	0	-	-	-	-	-
LABAREBERA, Jason(G) (1)	2013-14	7	0	0	0	0	-	-	-	-	-
LACOMBE, Normand (19)	1987-90	133	30	22	52	116	26	5	1	6	49
LaCOUTURE, Dan (15,33)	1999-2001	45	2	4	6	39	1	0	0	0	0
LACROIX, Daniel (21)	1999	4	0	0	0	13	-	-	-	-	-
LAFLAMME, Christian (24)	1999-2000	61	0	6	6	32	4	0	1	1	2
LAFORGE, Marc (20)	1994	5	0	0	0	21	-	-	-	-	-
LAMB, Mark (18,7)	1988-92	176	24	54	78	127	59	7	19	26	40
LANDER, ANTON (57,51)	2011-15	132	8	20	28	32	-	-	-	-	-
LARAQUE, Georges (27)	1998-2004,06	490	43	68	111	826	36	3	6	9	64
LARIVIERE, Garry (6)	1981-83	92	1	25	26	61	14	0	5	5	6
LARSEN, Philip (36)	2013-14	30	3	9	12	8	-	-	-	-	-
LARSON, Reed (27)	1989	10	2	7	9	15	-	-	-	-	-
LeBLANC, John (8)	1989	2	1	0	1	0	1	0	0	0	0
LEHMANN, Tommy (23)	1990	1	0	0	0	0	-	-	-	-	-
LEMAY, Moe (23)	1987-88	14	1	2	3	38	9	2	1	3	11
LEROUX, Francois (35)	1989-93	11	0	3	3	11	-	-	-	-	-
LINDGREN, Mats (14)	1997-99	199	29	39	68	76	24	1	5	6	10
LINDQUIST, Fredrik (7)	1999	8	0	0	0	2	-	-	-	-	-
LINDSTROM, Willy (19)	1983-85	163	40	41	81	58	53	12	17	29	22
LINGLET, Charles (36)	2009-10	5	0	0	0	2	-	-	-	-	-
LINSEMAN, Ken (13)	1983-84,91	202	58	120	178	394	37	16	13	29	87
LoPRESTI, Peter (G) (1)	1981	2	0	0	0	0	-	-	-	-	-
LOW, Ron (G) (30)	1980-83	67	0	4	4	2	3	0	0	0	0
LOWE, Kevin (4)	1980-92,97-98	1037	74	309	383	1236	172	9	43	52	156
LUMLEY, Dave (20,8)	1980-87	386	90	140	230	582	61	6	8	14	131
LUOMA, Mikko (26)	2004	3	0	1	1	0	-	-	-	-	-
LUPUL, Joffrey (15)	2007	81	16	12	28	45	-	-	-	-	-
LYNCH, Doug (44)	2004	2	0	0	0	0	-	-	-	-	-
MacDONALD, Blair (14)	1980-81	131	65	72	137	33	3	0	3	3	0
MacINTYRE, Steve (33)	2009-11	60	2	1	3	140	-	-	-	-	-
MACIVER, Norm (36)	1990-92	79	8	39	47	65	31	1	6	7	18
MacTAVISH, Craig (14)	1986-94	801	155	176	331	680	113	13	24	37	143
MAKKONEN, Kari (9)	1980	9	2	2	4	0	-	-	-	-	-
MALEY, David (12)	1992-93	36	4	7	11	75	10	1	1	2	4
MALLETTE, Troy (12)	1992	15	1	3	4	36	-	-	-	-	-
MALTBY, Kirk (18)	1994-96	164	21	17	38	184	-	-	-	-	-
MANDERVILLE, Kent (19)	1996	37	3	5	8	38	-	-	-	-	-
MANSON, Dave (23,24)	1992-94	219	33	75	108	570	16	3	9	12	44
MANTHA, Moe (20)	1988	25	0	6	6	26	-	-	-	-	-
MARCHANT, Todd (36,26)	1994-2003	678	136	207	343	490	43	7	6	13	42
MARCHMENT, Bryan (24)	1995-98	216	7	37	44	576	3	0	0	0	4
MARK, Gord (34,32,6)	1994-95	30	0	3	3	78	-	-	-	-	-
MARKKANEN, Jussi (G) (30)	2002-04,06-07	102	0	2	2	4	7	0	0	0	0
MARINICIN, MARTIN (85)	2013-15	85	1	10	11	32	-	-	-	-	-
MARTIN, Terry (18)	1985	4	0	2	2	0	-	-	-	-	-
MARTIN, Darcy (34)	1994	2	0	0	0	0	-	-	-	-	-



PLAYER (NUMBERS)	SEASONS	GP	REGULAR SEASON				PIM	GP	PLAYOFFS			PTS	PIM
			G	A	PTS	PIM			G	A	PTS		
MAY, Alan (32)	1989	3	1	0	1	7	-	-	-	-	-	-	
McAMMOND, Dean (37)	1994-99	303	61	100	161	149	12	1	4	5	12	-	
McCLELLAND, Kevin (24)	1984-90	428	56	94	150	1298	95	10	17	27	276	-	
McDONALD, Colin (57)	2009	2	1	0	1	0	-	-	-	-	-	-	
McDOUGALL, Bill (41)	1994	4	2	1	3	4	-	-	-	-	-	-	
McGILL, Ryan (34)	1995	8	0	0	0	8	-	-	-	-	-	-	
McGILLIS, Dan (18,23)	1997-98	140	16	31	47	126	12	0	5	5	24	-	
McMURCHY, Tom (37)	1988	9	4	1	5	8	-	-	-	-	-	-	
McSORLEY, Marty (33)	1986-88,99	206	24	36	60	768	48	4	8	12	184	-	
MELLANBY, Scott (27)	1992-93	149	38	44	82	344	16	2	1	3	29	-	
MELNYK, Larry (28)	1984-86	34	2	14	16	36	18	1	4	5	26	-	
METCALFE, Scott (20,34)	1988	2	0	0	0	0	-	-	-	-	-	-	
MESSIER, Mark (11)	1980-91	851	392	642	1034	1122	166	80	135	215	175	-	
MIDDENDORF, Max (26)	1991	3	1	0	1	2	-	-	-	-	-	-	
MIDDLEBROOK, Lindsay (G) (33)	1983	1	0	0	0	0	-	-	-	-	-	-	
MIKHNOV, Alexei (8)	2007	2	0	0	0	0	-	-	-	-	-	-	
MILLAR, Craig (35,32)	1997-99	36	4	2	6	29	-	-	-	-	-	-	
MILLER, Andrew (58)	2015	9	1	5	6	0	-	-	-	-	-	-	
MINARD, Chris (39)	2009-10	5	0	1	1	0	-	-	-	-	-	-	
MINARD, Mike (G) (1)	2000	1	0	0	0	0	-	-	-	-	-	-	
MINER, John (8)	1988	14	2	3	5	16	-	-	-	-	-	-	
MIO, Eddie (G) (31)	1980-81	77	0	6	6	10	-	-	-	-	-	-	
MIRONOV, Boris (20,2)	1994-99	320	42	118	160	444	24	5	11	16	43	-	
MOLLER, Mike (15,25)	1986-87	7	2	1	3	0	-	-	-	-	-	-	
MOOG, Andy (G) (35)	1981-87	235	0	11	11	46	37	0	1	1	4	-	
MOORE, Barrie (18)	1997	4	0	0	0	0	-	-	-	-	-	-	
MOREAU, Ethan (18)	1999-2004,06-10	653	112	99	211	782	40	2	6	8	43	-	
MORRISON, Mike (G) (1)	2006	21	0	0	0	2	-	-	-	-	-	-	
MOTIN, Johan (58)	2010	1	0	0	0	0	-	-	-	-	-	-	
MUIR, Bryan (35,6)	1996-98	12	0	0	0	23	5	0	0	0	4	-	
MUNI, Craig (28)	1987-93	493	24	87	111	492	83	0	15	15	94	-	
MURDOCH, Don (47)	1980-81	50	15	11	26	22	3	2	0	2	0	-	
MURPHY, Joe (8)	1990-92	222	69	100	169	91	53	16	29	45	42	-	
MURRAY, Rem (17,16,22)	1997-2002,06	425	73	91	164	123	62	5	12	17	18	-	
MUSIL, DAVID (87)	2015	4	0	2	2	2	-	-	-	-	-	-	
MUSIL, Frank (8)	1998-2001	69	1	7	8	46	8	0	0	0	8	-	
NACHBAUR, Don (26)	1983	4	0	0	0	17	2	0	0	0	7	-	
NAPIER, Mark (18,65)	1985-87	175	41	71	112	35	28	6	9	15	7	-	
NEDVED, Petr (93)	2004,06	56	7	20	27	32	-	-	-	-	-	-	
NETHERY, Lance (28)	1982	3	0	2	2	2	-	-	-	-	-	-	
NEWMAN, Dan (16)	1980	10	3	1	4	0	-	-	-	-	-	-	
NICHOLLS, Bernie (9)	1992-93	95	28	61	89	80	16	8	11	19	25	-	
NINIMAA, Janne (24,44)	1998-2003	399	34	154	188	419	26	1	5	6	22	-	
NIKITIN, NIKITA (86)	2014-15	42	4	6	10	12	-	-	-	-	-	-	
NILSSON, Kent (15,14)	1987,95	23	6	12	18	4	21	6	13	19	11	-	
NILSSON, Robert (12)	2007-10	199	31	67	98	64	-	-	-	-	-	-	
NORTON, Jeff (6)	1996-97	92	6	27	33	58	-	-	-	-	-	-	
NUGENT-HOPKINS, RYAN (93)	2011-15	258	65	123	188	75	-	-	-	-	-	-	
NURSE, DARNELL (25)	2014	2	0	0	0	0	-	-	-	-	-	-	
OATES, Adam (77)	2004	60	2	16	18	8	-	-	-	-	-	-	
ODELEIN, Selmar (16,36)	1986-89	18	0	2	2	35	-	-	-	-	-	-	
OESTERLE, JORDAN (82)	2015	6	0	1	1	0	-	-	-	-	-	-	
OKSUTA, Roman (28)	1994-95	36	12	4	16	12	-	-	-	-	-	-	
OLAUSSON, Fredrik (15)	1994-96	108	9	35	44	54	-	-	-	-	-	-	
OLIVER, David (20)	1995-97	141	37	35	72	58	-	-	-	-	-	-	
OMARK, Linus (23)	2010-12,14	66	8	22	30	34	-	-	-	-	-	-	
O'MARRA, Ryan (42)	2009-11	24	1	5	6	13	-	-	-	-	-	-	
O'SULLIVAN, Patrick (19)	2009-10	92	13	27	40	34	-	-	-	-	-	-	
PAKARINEN, Iiro (26)	2014-15	17	1	2	3	2	-	-	-	-	-	-	
PAJAARVI, Magnus (91)	2010-13	163	26	32	58	34	-	-	-	-	-	-	
PASSMORE, Steve (G) (29)	1999	6	0	1	1	2	-	-	-	-	-	-	
PEARSON, Scott (33)	1994-95	100	20	22	42	219	-	-	-	-	-	-	
PECA, Michael (37)	2006	71	9	14	23	56	24	6	5	11	20	-	
PECKHAM, Theo (49, 24)	2008-13	160	4	13	17	388	-	-	-	-	-	-	
PENNER, Dustin (27)	2008-11	304	94	93	187	189	-	-	-	-	-	-	
PERRON, DAVID (57)	2013-15	116	33	43	76	110	-	-	-	-	-	-	
PETERSEN, Toby (45,20)	2006-07	64	6	9	15	4	2	1	0	1	0	-	
PETIOT, Richard (37)	2010	2	0	0	0	2	-	-	-	-	-	-	
PETIT, Michel (8)	1997	18	2	4	6	20	-	-	-	-	-	-	
PETRELL, Lennart (37)	2011-13	95	7	11	18	49	-	-	-	-	-	-	
PETRY, JEFF (58,2)	2010-15	295	17	57	74	139	-	-	-	-	-	-	



PLAYER (NUMBERS)	SEASONS	REGULAR SEASON					PLAYOFFS				
		GP	G	A	PTS	PIM	GP	G	A	PTS	PIM
PICARD, Michel (12)	2000	2	0	0	0	2	-	-	-	-	-
PINIZZOTTO, STEVEN (13)	2013-15	24	2	4	6	45	-	-	-	-	-
PISA, Ales (45,8)	2002-03	50	1	3	4	26	-	-	-	-	-
PISANI, Fernando (34)	2003-04,06-10	402	80	73	153	190	30	15	4	19	12
PITKANEN, Joni (25)	2008	63	8	18	26	56	-	-	-	-	-
PITLICK, TYLER (68, 15)	2013-15	27	3	0	3	4	-	-	-	-	-
PITTS, Domenic (14)	2001-02	69	4	11	15	57	3	0	0	0	2
PLANTE, Alex (48)	2010-12	10	0	2	2	15	-	-	-	-	-
PLAYFAIR, Jim (5,29)	1984	2	1	1	2	2	-	-	-	-	-
PODDUBNY, Walt (19)	1982	4	0	0	0	0	-	-	-	-	-
PODEIN, Shjon (26)	1993-94	68	16	11	27	33	-	-	-	-	-
POPIEL, Paul (22)	1980	10	0	0	0	0	-	-	-	-	-
POTI, Tom (5)	1999-2002	285	27	78	105	209	15	0	4	4	4
POTTER, Corey (44)	2011-14	111	7	23	30	51	-	-	-	-	-
POTULNY, Ryan (21, 16)	2009-10	72	15	20	35	28	-	-	-	-	-
POULIOT, BENOIT (67)	2014-15	58	19	15	34	28	-	-	-	-	-
POULLIOT, Marc-Antoine (36,78)	2006-10	176	21	32	53	74	-	-	-	-	-
POUZAR, Jaroslav (10,20)	1983-85,87	186	34	48	82	135	29	6	4	10	16
PRICE, Pat (26)	1980-81	134	19	45	64	327	3	0	0	0	11
PRONGER, Chris (44)	2006	80	12	44	56	74	24	5	16	21	26
PURCELL, TEDDY (16)	2014-15	82	12	22	34	24	-	-	-	-	-
RANFORD, Bill (G) (30)	1988-96,2000	449	0	19	19	46	41	0	2	2	4
REAUGH, Daryl (G) (32,29)	1985,88	7	0	0	0	0	-	-	-	-	-
REASONER, Marty (15,19)	2002-04,06-08	351	45	76	121	209	6	1	0	1	2
REDDICK, Eldon (G) (33)	1990-91	13	0	0	0	0	1	0	0	0	0
REDDOX, Liam (85)	2008-10	56	5	9	14	14	-	-	-	-	-
REDMOND, Craig (26)	1989	21	3	10	13	12	-	-	-	-	-
REIRDEN, Todd (46)	1999	17	2	3	5	20	-	-	-	-	-
RICE, Steve (15,12)	1992-94	94	19	20	39	66	-	-	-	-	-
RICHARDSON, Luke (22)	1992-97	436	13	65	78	630	28	0	7	7	59
RIESEN, Michel (34)	2001	12	0	1	1	4	-	-	-	-	-
RITA, Jani (46,14,22)	2002-04,06	36	6	1	7	6	-	-	-	-	-
ROBERTS, David (15)	1996	6	2	4	6	6	-	-	-	-	-
ROBERTSSON, Bert (14)	2000	52	0	4	4	34	5	0	0	0	0
RODNEY, Bryan (19)	2012	1	0	0	0	0	-	-	-	-	-
ROGERS, Mike (19)	1986	8	1	0	1	0	-	-	-	-	-
ROLOSON, Dwayne (G) (35)	2006-09	193	0	6	6	26	18	0	2	2	14
ROULSTON, Tom (23,24)	1981-84	137	36	32	68	64	18	2	2	4	2
ROURKE, Allan (52)	2008	13	0	0	0	5	-	-	-	-	-
ROUSSEL, Dominic (G) (30)	2001	8	0	0	0	2	-	-	-	-	-
ROY, DEREK (8)	2015	46	11	11	22	22	-	-	-	-	-
ROY, Mathieu (12,36)	2006-08	30	2	1	3	57	-	-	-	-	-
RUCINSKY, Martin (23)	1992	2	0	0	0	0	-	-	-	-	-
RUOTSALAINEN, Reijo (29,26)	1987,90	26	6	15	21	12	43	4	16	20	22
RUZICKA, Vladimir (29)	1990	25	11	6	17	10	-	-	-	-	-
SALMELAINEN, Tony	2004	13	0	1	1	4	-	-	-	-	-
SALO, Tommy (G) (35)	1999-2004	334	0	4	4	20	21	0	1	1	2
SAMSONOV, Sergei (12)	2006	19	5	11	16	6	24	4	11	15	14
SANDERSON, Geoff (8)	2008	41	3	10	13	16	-	-	-	-	-
SANDWICH, Terran (38)	1998	8	0	0	0	6	-	-	-	-	-
SARNO, Peter (33)	2004	6	1	0	1	2	-	-	-	-	-
SATAN, Miroslav (32,18)	1996-97	126	35	28	63	44	-	-	-	-	-
SCHMAUTZ, Bobby (16)	1980	29	8	8	16	20	-	-	-	-	-
SCHREMP, Rob (44,88)	2007-09	7	0	3	3	2	-	-	-	-	-
SCHULTZ, JUSTIN (19)	2012-15	203	25	66	91	36	-	-	-	-	-
SCHULTZ, Nick (15)	2011-14	128	1	16	17	58	-	-	-	-	-
SCRIVENS, BEN (G) (30)	2013-15	78	0	1	1	0	-	-	-	-	-
SELIVANOV, Alexander (28,29)	1999-2000	96	35	26	61	70	7	0	1	1	10
SEMENKO, Dave (27)	1980-87	454	59	77	136	976	69	6	6	12	193
SEMENOV, Anatoli (19)	1990-92	116	35	38	73	42	22	6	6	12	12
SEMENOV, Alexei (5)	2003-04,06	103	4	10	14	107	6	0	0	0	0
SESTITO, Tim (62)	2009	1	0	0	0	0	-	-	-	-	-
SHAW, David (26)	1992	12	1	1	2	8	-	-	-	-	-
SHERVEN, Gord (8,28)	1984-86	44	11	8	19	14	-	-	-	-	-
SHTALENKOV, Mikhail (G) (35)	1999	34	0	0	0	2	-	-	-	-	-
SHUDRA, Ron (27)	1988	10	0	5	5	6	-	-	-	-	-
SILTANEN, Risto (8)	1980-82	206	38	113	151	104	16	5	2	7	20
SIM, Trevor (15)	1990	3	0	1	1	2	-	-	-	-	-
SIMPSON, Craig (18)	1988-93	419	185	180	365	475	67	36	32	68	56
SKORODENSKI, Warren (G) (30)	1988	3	0	0	0	0	-	-	-	-	-
SLEGR, Jiri (28)	1995-96	60	5	18	23	88	-	-	-	-	-
SMID, Ladislav (5)	2007-14	474	11	54	65	391	-	-	-	-	-



PLAYER (NUMBERS)	SEASONS	REGULAR SEASON				PLAYOFFS					
		GP	G	A	PTS	PIM	GP	G	A	PTS	PIM
SMITH, Dan (6)	2006	7	0	0	0	7	-	-	-	-	-
SMITH, Doug (8)	1989	19	1	1	2	9	-	-	-	-	-
SMITH, Geoff (25)	1990-94	306	11	56	67	192	12	0	1	1	6
SMITH, Jason (21)	1999-2004,06-07	542	31	82	113	643	45	1	8	9	49
SMITH, Steve (5)	1985-91	385	46	172	218	1080	87	10	29	39	216
SMITHSON, Jerred (52)	2012-13	10	1	0	1	2	-	-	-	-	-
SMYTH, Ryan (10,94)	1995-2004,06-07, 11-14	971	296	335	631	773	68	22	21	43	76
SOLHEIM, Ken (28)	1986	6	1	0	1	5	-	-	-	-	-
SOMMER, Roy (28)	1981	3	1	0	1	7	-	-	-	-	-
SOURAY, Sheldon (44)	2008-10	144	30	46	76	199	-	-	-	-	-
SPACEK, Jaroslav (6)	2006	31	5	14	19	24	24	3	11	14	24
SRSEN, Tomas (15)	1991	2	0	0	0	0	-	-	-	-	-
STAIOS, Steve (24)	2002-04,06-10	573	35	111	146	743	30	1	5	6	32
STAJDUHAR, Nick (23)	1996	2	0	0	0	4	-	-	-	-	-
STAPLETON, Mike (28,25)	1994-95	69	11	20	31	49	-	-	-	-	-
STASTNY, Yan (42)	2006	3	0	0	0	0	-	-	-	-	-
STOLL, Jarret (36,16)	2003-04,06-08	286	59	106	165	238	24	4	6	10	24
STONE, Ryan (32)	2009-10	27	0	6	6	48	-	-	-	-	-
STORTINI, Zack (46)	2007-11	256	14	27	41	718	-	-	-	-	-
STRUDWICK, Jason (43)	2009-11	186	2	10	12	133	-	-	-	-	-
STRUEBY, Todd (28,25,26)	1982-84	5	0	1	1	2	-	-	-	-	-
SUMMANEN, Raimo (25)	1984-87	132	30	33	63	33	10	2	5	7	0
SUTTON, ANDY (25)	2011-12	52	3	7	10	80	-	-	-	-	-
SUTTON, Ken (40,6)	1995-96	44	3	9	12	51	-	-	-	-	-
SWANSON, Brian (37)	2001-03	68	4	12	16	16	-	-	-	-	-
SYKORA, Petr (71)	2007	82	22	31	53	40	-	-	-	-	-
SYVRET, Danny (28,40)	2006-07	26	0	1	1	12	-	-	-	-	-
TAKKO, Kri (G) (1)	1991	11	0	1	1	0	-	-	-	-	-
TARNSTROM, Dick (23)	2006,08	51	2	7	9	64	12	0	2	2	10
TEUBERT, Colten (31)	2011-12	24	0	1	1	25	-	-	-	-	-
THORESEN, Patrick (28)	2007-08	85	6	13	19	58	-	-	-	-	-
THORNTON, Scott (17,15)	1992-96	209	23	30	53	385	1	0	0	0	0
TIDEY, Alex (15)	1980	5	0	0	0	8	-	-	-	-	-
TIKKANEN, Esa (14,10)	1985-93	522	178	258	436	759	114	51	46	97	171
TITOV, German (13)	2000	7	0	4	4	4	5	1	1	2	0
TJARNQVIST, Daniel (29)	2007	37	3	12	15	30	-	-	-	-	-
TOAL, Mike (25)	1980	3	0	0	0	0	-	-	-	-	-
TODD, Kevin (15)	1993	25	4	9	13	10	-	-	-	-	-
TORRES, Raffi (14)	2004,06-08	276	67	53	120	239	22	4	7	11	16
TUGNUTT, Ron (G) (1,32)	1992-93	29	0	0	0	4	2	0	0	0	0
TUOMAINEN, Marko (33)	1995	4	0	0	0	0	-	-	-	-	-
ULANOV, Igor (2,55)	2000-01,04,06	160	11	42	53	157	11	0	0	0	10
UNGER, Garry (77)	1981-83	75	9	13	22	83	13	1	0	1	25
VALIQUETTE, Stephen (G) (40)	2004	1	0	0	0	0	-	-	-	-	-
Van ALLEN, Shaun (26,20)	1991,93	23	1	4	5	6	-	-	-	-	-
VAN DORP, Wayne (8)	1987	3	0	0	0	25	3	0	0	0	2
VANDERMEER, Jim (2)	2010-11	62	2	12	14	74	-	-	-	-	-
VANDEVELDE, Chris (54)	2011-13	28	1	2	3	18	-	-	-	-	-
VISNOVSKY, Lubomir (71)	2009	50	8	23	31	30	-	-	-	-	-
VOROBIEV, Vladimir (34)	1999	2	2	0	2	2	1	0	0	0	0
VUJTEK, Vladimir (23)	1993-94	70	5	25	30	22	-	-	-	-	-
VYAZMIKIN, Igor (29)	1991	4	1	0	1	0	-	-	-	-	-
WARE, Mike (34)	1989-90	5	0	1	1	15	-	-	-	-	-
WATT, Mike (9)	1998	14	1	2	3	4	-	-	-	-	-
WEIGHT, Doug (42,39)	1993-2001	588	157	420	577	445	39	10	23	33	58
WEIR, Stan (21)	1980-82	200	48	66	114	93	10	0	0	0	4
WERENKA, Brad (36,5)	1993-94	42	5	7	12	38	-	-	-	-	-
WHITE, Peter (27)	1994-96	61	10	12	22	2	-	-	-	-	-
WHITNEY, Ray (8)	1998	9	1	3	4	0	-	-	-	-	-
WHITNEY, Ryan (6)	2010-12	105	8	50	58	71	-	-	-	-	-
WIEMER, Jim (23,32)	1988	12	1	2	3	15	2	0	0	0	2
WINCHESTER, Brad (26)	2006-07	78	4	6	10	107	10	1	2	3	4
WRIGHT, Tyler (19,12)	1993-96	41	3	1	4	70	-	-	-	-	-
YAKIMOV, BOGDAN (36)	2014	1	0	0	0	0	-	-	-	-	-
YAKUPOV, NAIL (64,10)	2012-15	192	42	46	88	78	-	-	-	-	-
YOUNG, Bryan (76)	2007-08	17	0	0	0	10	-	-	-	-	-
YORK, Mike (16)	2002-04	144	40	57	97	25	6	0	2	2	2
ZANIER, Mike (G) (30)	1985	3	0	0	0	0	-	-	-	-	-
ZAVISHA, Brad (20)	1994	2	0	0	0	0	-	-	-	-	-
ZELEPUKIN, Valeri (21)	1998	33	2	10	12	57	8	1	2	3	2
ZHOLTOK, Sergei (34)	2001	37	4	16	20	22	3	0	0	0	0



EDMONTON OILERS ALL-TIME CAREER LEADERS (1979-80 TO 2014-15)

GAMES PLAYED

1. Kevin Lowe.....	1037
2. RYAN SMYTH.....	970
3. Mark Messier.....	851
4. Glenn Anderson.....	845
5. SHAWN HORCOFF.....	796
6. Kelly Buchberger.....	795
7. Jari Kurri.....	754
8. Craig MacTavish.....	701
9. Wayne Gretzky.....	696
10. Charlie Huddy.....	694

GOALS

1. Wayne Gretzky.....	583
2. Jari Kurri.....	474
3. Glenn Anderson.....	417
4. Mark Messier.....	392
5. RYAN SMYTH.....	296
6. Paul Coffey.....	209
7. Craig Simpson.....	185
8. Esa Tikkanen.....	178
9. Doug Weight.....	157
10. Craig MacTavish.....	155

ASSISTS

1. Wayne Gretzky.....	1086
2. Mark Messier.....	642
3. Jari Kurri.....	589
4. Glenn Anderson.....	489
5. Paul Coffey.....	460
6. Doug Weight.....	420
7. RYAN SMYTH.....	335
8. ALES HEMSKY.....	335
9. Kevin Lowe.....	309
10. Charlie Huddy.....	287

POINTS

1. Wayne Gretzky.....	1669
2. Jari Kurri.....	1043
3. Mark Messier.....	1034
4. Glenn Anderson.....	906
5. Paul Coffey.....	669
6. RYAN SMYTH.....	621
7. Doug Weight.....	577
8. ALES HEMSKY.....	477
9. SHAWN HORCOFF.....	447
10. Esa Tikkanen.....	436

PENALTY MINUTES

1. Kelly Buchberger.....	1747
2. Kevin McClelland.....	1298
3. Kevin Lowe.....	1236
4. Mark Messier.....	1122
5. Steve Smith.....	1080
6. Dave Semenko.....	976
7. Lee Fogolin.....	886
8. Georges Laraque.....	826
9. Glenn Anderson.....	798
10. Louie DeBrusk.....	797

HAT TRICKS

1. Wayne Gretzky.....	43
2. Glenn Anderson.....	20
3. Jari Kurri.....	20
4. Mark Messier.....	13
5. RYAN SMYTH.....	5
6. Esa Tikkanen.....	5
7. Paul Coffey.....	4
8. Blair MacDonald.....	4
9. Petri Klimm.....	3
10. Alex Selivanov.....	3

POWERPLAY GOALS

1. Glenn Anderson.....	126
2. RYAN SMYTH.....	126
3. Wayne Gretzky.....	125
4. Jari Kurri.....	107
5. Mark Messier.....	89
6. Craig Simpson.....	75
7. Paul Coffey.....	69
8. Doug Weight.....	39
9. Jason Arnott.....	36
10. Esa Tikkanen.....	36

SHORTHANDED GOALS

1. Wayne Gretzky.....	55
2. Mark Messier.....	36
3. Jari Kurri.....	31
4. Craig MacTavish.....	29
5. Esa Tikkanen.....	21
6. Todd Marchant.....	20
7. Ethan Moreau.....	16
8. Paul Coffey.....	15
9. Glenn Anderson.....	13
10. Kelly Buchberger.....	12

GAME WINNING GOALS

1. Glenn Anderson.....	73
2. Wayne Gretzky.....	61
3. Jari Kurri.....	60
4. RYAN SMYTH.....	45
5. Mark Messier.....	43
6. Esa Tikkanen.....	30
7. Craig MacTavish.....	25
8. SHAWN HORCOFF.....	25
9. Kelly Buchberger.....	24
10. Craig Simpson.....	21
11. Ethan Moreau.....	21

EDMONTON OILERS 100-OR-MORE-POINT SEASONS

RANK	PLAYER	SEASON	GP	G	A	PTS	PIM
1.	Wayne Gretzky	1985-86	80	52	163	215	46
2.	Wayne Gretzky	1981-82	80	92	120	212	26
3.	Wayne Gretzky	1984-85	80	73	135	208	52
4.	Wayne Gretzky	1983-84	74	87	118	205	39
5.	Wayne Gretzky	1982-83	80	71	125	196	59
6.	Wayne Gretzky	1986-87	79	62	121	183	28
7.	Wayne Gretzky	1980-81	80	55	109	164	28
8.	Wayne Gretzky	1987-88	64	40	109	149	24
9.	Paul Coffey	1985-86	79	48	90	138	120
10.	Wayne Gretzky	1979-80	79	51	86	137	21
11.	Jari Kurri	1984-85	73	71	64	135	30
12.	Jari Kurri	1985-86	78	68	63	131	22
13.	Mark Messier	1989-90	79	45	84	129	79
14.	Paul Coffey	1983-84	80	40	86	126	104
15.	Paul Coffey	1984-85	80	37	84	121	97
16.	Jari Kurri	1983-84	64	52	61	113	14
17.	Mark Messier	1987-88	77	37	74	111	103
18.	Jari Kurri	1986-87	79	54	54	108	41
19.	Mark Messier	1986-87	77	37	70	107	73
20.	Mark Messier	1982-83	77	48	58	106	72
21.	Glenn Anderson	1981-82	80	38	67	105	71
22.	Glenn Anderson	1982-83	72	48	56	104	70
	Jari Kurri	1982-83	80	45	59	104	22
	Doug Weight	1995-96	82	25	79	104	95
25.	Glenn Anderson	1985-86	72	54	48	102	90
	Jari Kurri	1988-89	76	44	58	102	69
27.	Mark Messier	1983-84	73	37	64	101	165
28.	Jimmy Carson	1988-89	80	49	51	100	36



EDMONTON OILERS YEARLY LEADERS (1979-80 TO 2014-15)

GAMES PLAYED

SEASON	PLAYER	NO.
1979-80	Lee Fogolin, Dave Hunter, Dave Lumley, Blair MacDonald	80
1980-81	Lee Fogolin, Wayne Gretzky	80
1981-82	Glenn Anderson, Paul Coffey, Lee Fogolin, Wayne Gretzky, Kevin Lowe	80
1982-83	Paul Coffey, Randy Gregg, Wayne Gretzky, Pat Hughes, Dave Hunter, Jari Kurri, Kevin Lowe	80
1983-84	Glenn Anderson, Paul Coffey, Lee Fogolin, Randy Gregg, Dave Hunter, Kevin Lowe	80
1984-85	Glenn Anderson, Paul Coffey, Wayne Gretzky, Charlie Huddy, Dave Hunter, Mike Krushelnyski, Willy Lindstrom, Kevin Lowe	80
1985-86	Lee Fogolin, Wayne Gretzky, Mark Napier	80
1986-87	Glenn Anderson, Mike Krushelnyski	80
1987-88	Glenn Anderson, Jari Kurri, Craig MacTavish, Esa Tikkanen	80
1988-89	Jimmy Carson, Craig MacTavish	80
1989-90	Craig MacTavish, Craig Simpson	80
1990-91	Craig MacTavish, Joe Murphy	80
1991-92	Vincent Damphousse, Craig MacTavish, Scott Mellanby, Joe Murphy	80
1992-93	Kelly Buchberger, Dave Manson	83
1993-94	Kelly Buchberger, Zdeno Ciger, Doug Weight	84
1994-95	Kelly Buchberger, Shayne Corson, Doug Weight	48
1995-96	Kelly Buchberger, Luke Richardson, Doug Weight	82
1996-97	Rem Murray, Luke Richardson, Ryan Smyth	82
1997-98	Kelly Buchberger, Mats Lindgren	82
1998-99	Pat Falloon, Mike Grier, Todd Marchant	82
1999-00	Todd Marchant, Ryan Smyth	82
2000-01	Georges Laraque, Rem Murray, Janne Niinimaa, Jason Smith, Ryan Smyth, Doug Weight	82
2001-02	Anson Carter, Mike Comrie, Mike Grier, Jochen Hecht, Todd Marchant	82
2002-03	Eric Brewer	80
2003-04	Ryan Smyth, Steve Staios	82
2004-05	No Season - NHL Lockout	
2005-06	Steve Staios, Jarret Stoll, Raffi Torres	82
2006-07	Jason Smith, Petr Sykora, Raffi Torres	82
2007-08	Andrew Cogliano, Tom Gilbert, Dustin Penner, Marty Reasoner, Steve Staios	82
2008-09	Andrew Cogliano, Tom Gilbert	82
2009-10	Andrew Cogliano, Tom Gilbert, Dustin Penner	82
2010-11	Andrew Cogliano	82
2011-12	Ryan Smyth, Nick Schultz	82
2012-13	Sam Gagner, Jordan Eberle, Nail Yakupov, Justin Schultz, Jeff Petry, Ladislav Smid	48
2013-14	Jordan Eberle, Ryan Nugent-Hopkins, Jeff Petry	80
2014-15	Teddy Purcell	82

GOALS

SEASON	PLAYER	NO.
1979-80	Wayne Gretzky	51
1980-81	Wayne Gretzky	55
1981-82	Wayne Gretzky	92
1982-83	Wayne Gretzky	71
1983-84	Wayne Gretzky	87
1984-85	Wayne Gretzky	73
1985-86	Jari Kurri	68
1986-87	Wayne Gretzky	62
1987-88	Jari Kurri, Craig Simpson	43
1988-89	Jimmy Carson	49
1989-90	Mark Messier	45
1990-91	Petr Klima	40
1991-92	Vincent Damphousse	38
1992-93	Petr Klima	32
1993-94	Jason Arnott	33
1994-95	David Oliver	16
1995-96	Zdeno Ciger	31
1996-97	Ryan Smyth	39
1997-98	Doug Weight	26
1998-99	Bill Guerin	30
1999-00	Ryan Smyth	28
2000-01	Ryan Smyth	31
2001-02	Mike Comrie	33
2002-03	Ryan Smyth	27
2003-04	Ryan Smyth	23
2004-05	No Season - NHL Lockout	
2005-06	Ryan Smyth	36
2006-07	Ryan Smyth	31
2007-08	Dustin Penner	23
2008-09	Ales Hemsky, Sheldon Souray (D)	23
2009-10	Dustin Penner	32
2010-11	Taylor Hall	22
2011-12	Jordan Eberle	34
2012-13	Nail Yakupov	17
2013-14	Jordan Eberle, David Perron	28
2014-15	Jordan Eberle, Ryan Nugent-Hopkins	24

ASSISTS

SEASON	PLAYER	NO.
1979-80	Wayne Gretzky	86
1980-81	Wayne Gretzky	109
1981-82	Wayne Gretzky	120
1982-83	Wayne Gretzky	125
1983-84	Wayne Gretzky	118
1984-85	Wayne Gretzky	135
1985-86	Wayne Gretzky	163
1986-87	Wayne Gretzky	121
1987-88	Wayne Gretzky	109
1988-89	Mark Messier	61
1989-90	Mark Messier	84
1990-91	Mark Messier	52
1991-92	Vincent Damphousse	51
1992-93	Bernie Nicholls	32
1993-94	Doug Weight	50
1994-95	Doug Weight	33
1995-96	Doug Weight	79
1996-97	Doug Weight	61
1997-98	Doug Weight	44
1998-99	Bill Guerin	34
1999-00	Doug Weight	51
2000-01	Doug Weight	65
2001-02	Janne Niinimaa	39
2002-03	Todd Marchant	40
2003-04	Ryan Smyth	36
2004-05	No Season - NHL Lockout	
2005-06	Ales Hemsky	58
2006-07	Ales Hemsky	40
2007-08	Ales Hemsky	51



2008-09	Ales Hemsky	43
2009-10	Gilbert Brule	32
2010-11	Ales Hemsky	28
2011-12	Jordan Eberle	42
2012-13	Taylor Hall	34
2013-14	Taylor Hall	53
2014-15	Jordan Eberle	39

POINTS

SEASON	PLAYER	G-A-PTS
1979-80	Wayne Gretzky	51-86-137
1980-81	Wayne Gretzky	55-109-154
1981-82	Wayne Gretzky	92-120-212
1982-83	Wayne Gretzky	71-125-196
1983-84	Wayne Gretzky	87-118-205
1984-85	Wayne Gretzky	73-135-208
1985-86	Wayne Gretzky	52-163-215
1986-87	Wayne Gretzky	62-121-183
1987-88	Wayne Gretzky	40-109-149
1988-89	Jari Kurri	44-58-102
1989-90	Mark Messier	45-84-129
1990-91	Esa Tikkanen	27-42-69
1991-92	Vincent Damphousse	38-51-89
1992-93	Petr Klima	32-16-48
1993-94	Doug Weight	24-50-74
1994-95	Doug Weight	7-33-40
1995-96	Doug Weight	25-79-104
1996-97	Doug Weight	21-61-82
1997-98	Doug Weight	26-44-70
1998-99	Bill Guerin	30-34-64
1999-00	Doug Weight	21-51-72
2000-01	Doug Weight	25-65-90
2001-02	Mike Comrie	33-27-60
	Anson Carter	28-32-60
2002-03	Ryan Smyth	27-34-61
2003-04	Ryan Smyth	23-36-59
2004-05	No Season - NHL Lockout	
2005-06	Ales Hemsky	19-58-77
2006-07	Ryan Smyth	31-22-53
	Petr Sykora	22-31-53
	Ales Hemsky	13-40-53
2007-08	Ales Hemsky	20-51-71
2008-09	Ales Hemsky	23-43-66
2009-10	Dustin Penner	32-31-63
2010-11	Jordan Eberle	18-25-43
2011-12	Jordan Eberle	34-72-76
2012-13	Taylor Hall	16-34-50
2013-14	Taylor Hall	27-53-80
2014-15	Jordan Eberle	24-39-63

PENALTY MINUTES

SEASON	PLAYER	PIM
1979-80	Colin Campbell	196
1980-81	Pat Price	193
1981-82	Dave Semenko	194
1982-83	Laurie Boschman	183
1983-84	Mark Messier	165
1984-85	Kevin McClelland	212
1985-86	Kevin McClelland	266
1986-87	Kevin McClelland	238
1987-88	Steve Smith	286
1988-89	Kelly Buchberger	234
1989-90	Craig Simpson	180
1990-91	Steve Smith	193
1991-92	Dave Manson	220
1992-93	Dave Manson	210
1993-94	Kelly Buchberger	199
1994-95	Bryan Marchment	184
1995-96	Bryan Marchment	202
1996-97	Kelly Buchberger	159
1997-98	Drake Berehowsky	169
1998-99	Sean Brown	188
1999-00	Sean Brown	192

2000-01	Georges Laraque	148
2001-02	Georges Laraque	157
2002-03	Scott Ferguson	120
2003-04	Georges Laraque	99
2004-05	No Season - NHL Lockout	
2005-06	Ethan Moreau	87
2006-07	Matt Greene	109
2007-08	Zack Stortini	201
2008-09	Zack Stortini	181
2009-10	Zack Stortini	155
2010-11	Theo Peckham	198
2011-12	Ben Eager	107
2012-13	Ladislav Smid	55
2013-14	Luke Gazdic	127
2014-15	Matt Hendricks	76

POWERPLAY GOALS

SEASON	PLAYER	NO.
1979-80	Wayne Gretzky, Blair MacDonald	13
1980-81	Wayne Gretzky	15
1981-82	Wayne Gretzky	18
1982-83	Wayne Gretzky	18
1983-84	Wayne Gretzky	20
1984-85	Jari Kurri	14
1985-86	Glenn Anderson	18
1986-87	Wayne Gretzky	13
1987-88	Craig Simpson	18
1988-89	Jimmy Carson	19
1989-90	Glenn Anderson	17
1990-91	Craig Simpson	15
1991-92	Vincent Damphousse	12
1992-93	Petr Klima	13
1993-94	Shayne Corson	11
1994-95	David Oliver	10
1995-96	David Oliver	14
1996-97	Ryan Smyth	20
1997-98	Boris Mironov (D), Ryan Smyth	10
1998-99	Bill Guerin	13
1999-00	Bill Guerin, Ryan Smyth	11
2000-01	Ryan Smyth	11
2001-02	Anson Carter	12
2002-03	Anson Carter, Ryan Smyth	10
2003-04	Ryan Smyth	8
2004-05	No Season - NHL Lockout	
2005-06	Ryan Smyth	19
2006-07	Ryan Smyth	14
2007-08	Dustin Penner	13
2008-09	Sheldon Souray (D)	12
2009-10	Dustin Penner	9
2010-11	Taylor Hall	8
2011-12	Taylor Hall	13
2012-13	Nail Yakupov	6
2013-14	David Perron	8
2014-15	Jordan Eberle	6

SHORTHANDED GOALS

SEASON	PLAYER	NO.
1979-80	Doug Hicks, Dave Hunter, Blair MacDonald, Stan Weir	2
1980-81	Lee Fogolin (D), Wayne Gretzky	4
1981-82	Wayne Gretzky	6
1982-83	Wayne Gretzky	6
1983-84	Wayne Gretzky	12
1984-85	Wayne Gretzky	11
1985-86	Paul Coffey (D)	9
1986-87	Wayne Gretzky	7
1987-88	Wayne Gretzky	5
1988-89	Esa Tikkanen	8
1989-90	Craig MacTavish, Mark Messier	6
1990-91	Craig MacTavish	6
1991-92	Kelly Buchberger	4
1992-93	Esa Tikkanen	4
1993-94	Kirk Maltby, Doug Weight	1



1994-95	Kirk Maltby, Todd Marchant	2	1981-82	Wayne Gretzky	4
1995-96	Todd Marchant	3	1982-83	Mark Messier	5
1996-97	Todd Marchant	4	1983-84	Glenn Anderson, Paul Coffey, Jari Kurri, Willy Lindstrom, Dave Lumley	1
1997-98	Mats Lindgren	3			
1998-99	Kelly Buchberger, Mike Grier	2	1984-85	Jari Kurri	3
1999-00	Mike Grier	3	1985-86	Paul Coffey, Wayne Gretzky, Jari Kurri, Mike Krushelnyski, Mark Napier	1
2000-01	Todd Marchant	4	1986-87	Esa Tikkanen	1
2001-02	Todd Marchant	3	1987-88	Mark Messier	2
2002-03	Ethan Moreau, Steve Staios (D)	3	1988-89	Craig MacTavish	2
2003-04	Ethan Moreau	3	1989-90	Martin Gelin, Mark Messier	2
2004-05	No Season - NHL Lockout		1990-91	Martin Gelin, Joe Murphy	2
2005-06	Ethan Moreau	4	1991-92	Joe Murphy	2
2006-07	Toby Petersen	2	1992-93	Dave Manson, Scott Mellanby	1
2007-08	Jarret Stoll	3	1993-94	Zdeno Ciger	2
2008-09	Ethan Moreau, Sheldon Souray (D)	1	1994-95	Kirk Maltby, David Oliver	1
2009-10	Ethan Moreau	3	1995-96	Jason Arnott, Todd Marchant, Doug Weight	1
2010-11	Jordan Eberle	2			
2011-12	Ryan Jones	2	1996-97	Jason Arnott	1
2012-13	Ryan Smith, Lennart Petrell, Jeff Petry, Magnus Paajarvi	1	1997-98	Ryan Smyth	2
2013-14	Jordan Eberle, David Perron, Boyd Gordon, Matt Hendricks	1	1998-99	Ryan Smyth	2
2014-15	Matt Hendricks, Boyd Gordon, Benoit Pouliot, Jesse Joensuu	1	1999-00	Todd Marchant	2
			2000-01	Doug Weight	2
			2001-02	Mike Comrie	3
			2002-03	Anson Carter, Jason Chimer, Radek Dvorak, Todd Marchant, Ethan Moreau, Ryan Smyth	1

GAME WINNING GOALS

SEASON	PLAYER	NO.
1979-80	Wayne Gretzky, Dave Lumley, Blair MacDonald	6
1980-81	Glenn Anderson	5
1981-82	Wayne Gretzky	12
1982-83	Glenn Anderson	10
1983-84	Glenn Anderson, Wayne Gretzky	11
1984-85	Jari Kurri	13
1985-86	Glenn Anderson, Jari Kurri	9
1986-87	Jari Kurri	10
1987-88	Mark Messier	7
1988-89	Jari Kurri	8
1989-90	Glenn Anderson	7
1990-91	Esa Tikkanen	6
1991-92	Vincent Damphousse	8
1992-93	Kelly Buchberger, Craig MacTavish, Scott Mellanby, Craig Simpson, Esa Tikkanen	3
1993-94	Scott Pearson	7
1994-95	Kelly Buchberger	5
1995-96	Jason Arnott	5
1996-97	Dean McAmmond	6
1997-98	Doug Weight	4
1998-99	Boyd Devereaux, Boris Mironov (D), Rem Murray	4
1999-00	Alex Selivanov	5
2000-01	Ryan Smyth	6
2001-02	Anson Carter	6
2002-03	Mike Comrie	6
2003-04	Ryan Smyth	6
2004-05	No Season - NHL Lockout	
2005-06	Shawn Horcoff	5
2006-07	Petr Sykora	6
2007-08	Andrew Cogliano	5
2008-09	Dustin Penner, Sheldon Souray (D)	5
2009-10	Patrick O'Sullivan, Gilbert Brule	3
2010-11	Jordan Eberle	5
2011-12	Taylor Hall	7
2012-13	Taylor Hall	4
2013-14	Jordan Eberle, Ryan Nugent-Hopkins	4
2014-15	Benoit Pouliot	3

SHOOTOUT DECIDING GOALS

SEASON	PLAYER	NO.
2005-06	Marty Reasoner, Ryan Smyth, Raffi Torres	1
2006-07	Fernado Pisani, Ryan Smyth	2
2007-08	Sam Gagner, Ales Hensky	4
2008-09	Ales Hensky	2
2009-10	Shawn Horcoff	3
2010-11	Jordan Eberle, Linus Omark	1
2011-12	Ryan Nugent-Hopkins	2
2012-13	Sam Gagner	2
2013-14	Sam Gagner, Taylor Hall, David Perron	1
2014-15	Rob Klinskhammer, Martin Marincin, Teddy Purcell, Derek Roy, Nail Yakupov	1

PLUS/MINUS

SEASON	PLAYER	NO.
1979-80	Wayne Gretzky	+82
1980-81	Charlie Huddy (D)	+62
1981-82	-	-
1982-83	Wayne Gretzky	+76
1983-84	Wayne Gretzky	+98
1984-85	Wayne Gretzky	+71
1985-86	Wayne Gretzky	+70
1986-87	Wayne Gretzky	+70
1987-88	Steve Smith (D)	+40
1988-89	Craig Muni (D)	+43
1989-90	Randy Gregg (D)	+24
1990-91	Petr Klima	+24
1991-92	Norm Maciver (D)	+20
1992-93	Martin Gelin	+3

GAME TYING GOALS

SEASON	PLAYER	NO.
1979-80	Wayne Gretzky	4
1980-81	Dave Hunter	3



1993-94	Dean McAmmond	+12
1994-95	Iain Fraser	+3
1995-96	Mariusz Czerkawski	+7
1996-97	Bryan Marchment (D)	+13
1997-98	Todd Marchant, Dean McAmmond	+9
1998-99	Tom Poti (D)	+10
1999-00	Jason Smith (D)	+16
2000-01	Eric Brewer (D), Igor Ulanov (D)	+15
2001-02	Mike Comrie	+16
2002-03	Marty Reasoner	+19
2003-04	Igor Ulanov (D)	+19
2004-05	No Season - NHL Lockout	
2005-06	Steve Staios (D)	+10
2006-07	Daniel Tjernqvist (D)	+3
2007-08	Robert Nilsson	+8
2008-09	Denis Grebeshkov (D)	+12
2009-10	Ales Hemsky	+7
2010-11	Ryan Whitney	+13
2011-12	Sam Gagner, Andy Sutton	+5
2012-13	Shawn Horcoff, Corey Potter	+8
2013-14	Ryan Jones	+0
2014-15	Steve Pinizzotto	+0

SHOTS ON GOAL

SEASON	PLAYER	NO.
1979-80	Wayne Gretzky	284
1980-81	Wayne Gretzky	261
1981-82	Wayne Gretzky	369
1982-83	Wayne Gretzky	348
1983-84	Wayne Gretzky	324
1984-85	Wayne Gretzky	358
1985-86	Wayne Gretzky	350
1986-87	Wayne Gretzky	288
1987-88	Glenn Anderson	255
1988-89	Jimmy Carson	240
1989-90	Mark Messier	211
1990-91	Esa Tikkanen	235
1991-92	Vincent Damphousse	247
1992-93	Dave Manson (D)	244
1993-94	Igor Kravchuk (D)	197
1994-95	Jason Arnott	156
1995-96	Jason Arnott	244
1996-97	Ryan Smyth	265
1997-98	Ryan Smyth, Doug Weight	205
1998-99	Bill Guerin	261
1999-00	Ryan Smyth	238
2000-01	Ryan Smyth	245
2001-02	Jochen Hecht	211
2002-03	Ryan Smyth	199
2003-04	Ryan Smyth	245
2004-05	No Season - NHL Lockout	
2005-06	Jarret Stoll	243
2006-07	Petr Sykora	206
2007-08	Dustin Penner	201
2008-09	Sheldon Souray (D)	268
2009-10	Dustin Penner	203
2010-11	Taylor Hall	186
2011-12	Taylor Hall	207
2012-13	Taylor Hall	154
2013-14	Taylor Hall	250
2014-15	Nail Yakupov	191

SHOOTING PERCENTAGE

Minimum 80 shots on goal from 1979-80 to 1991-92.

Minimum 84 shots on goal from 1992-93 to 1993-94.

Minimum 48 shots on goal for 1994-95.

Minimum 82 shots on goal from 1995-96 to 2011-12.

SEASON	PLAYER	PCT. (G-SHOTS)
1979-80	Stan Weir	25.6 (33-129)
1980-81	Wayne Gretzky	21.1 (55-261)

1981-82	Wayne Gretzky	24.9 (92-369)
1982-83	Ken Linseman	23.4 (33-141)
1983-84	Wayne Gretzky	26.9 (87-324)
1984-85	Jari Kurri	27.2 (71-261)
1985-86	Jari Kurri	28.8 (68-236)
1986-87	Esa Tikkanen	27.0 (34-126)
1987-88	Craig Simpson	36.4 (43-118)
1988-89	Craig Simpson	28.9 (35-121)
1989-90	Craig Simpson	22.5 (29-129)
1990-91	Craig Simpson	21.0 (30-143)
1991-92	Kelly Buchberger	22.2 (20-90)
1992-93	Craig Simpson	26.4 (24-91)
1993-94	Jason Arnott	17.0 (33-194)
1994-95	Roman Oksiuta	21.2 (11-52)
1995-96	Zdeno Ciger	16.8 (31-184)
1996-97	Andrei Kovalenko	19.6 (32-163)
1997-98	Dean McAmmond	14.8 (19-128)
1998-99	Rem Murray	18.1 (21-116)
1999-00	Alex Selivanov	22.1 (27-122)
2000-01	Mike Grier	16.1 (20-124)
2001-02	Mike Comrie	19.4 (33-170)
2002-03	Jason Chimera	15.6 (14-90)
2003-04	Fernando Pisani	16.2 (16-99)
2004-05	No Season - NHL Lockout	
2005-06	Raffi Torres	16.5 (27-164)
2006-07	Ryan Smyth	19.3 (31-161)
2007-08	Andrew Cogliano	18.4 (18-98)
2008-09	Andrew Cogliano	15.5 (18-116)
2009-10	Dustin Penner	15.8 (32-203)
2010-11	Dustin Penner	15.3 (21-137)
2011-12	Jordan Eberle	18.9 (34-180)
2012-13	Nail Yakupov	21.0 (17-81)
2013-14	Jordan Eberle	14.0 (28-200)
2014-15	Benoit Pouliot	18.1 (19-105)

REAL TIME SCORING STATISTICS

NOTE:

The NHL began recording real time scoring statistics as official league statistics in 1997-98.

From 2002-03 to 2003-04 only time on ice and face-off statistics were recorded by the NHL.

TIME ON ICE

SEASON	PLAYER	TOI
1997-98	-	-
1998-99	Boris Mironov (D)	25:55
1999-00	Roman Hamlik (D)	25:17
2000-01	Janne Niinimaa (D)	25:20
2001-02	Janne Niinimaa (D)	26:01
2002-03	Eric Brewer (D)	24:56
2003-04	Eric Brewer (D)	24:39
2004-05	No Season - NHL Lockout	
2005-06	Chris Pronger (D)	27:59
2006-07	Daniel Tjernqvist (D)	22:41
2007-08	Sheldon Souray (D)	24:20
2008-09	Sheldon Souray (D)	24:50
2009-10	Ryan Whitney (D)	25:22
2010-11	Ryan Whitney (D)	25:20
2011-12	Jeff Petry (D)	21:45
2012-13	Jeff Petry (D)	21:54
2013-14	Justin Schultz	23:20
2014-15	Justin Schultz	22:36

HITS

SEASON	PLAYER	NO.
1997-98	Boris Mironov (D)	193
1998-99	Mike Grier	188
1999-00	Jason Smith (D)	260
2000-01	Jason Smith (D)	254
2001-02	Jason Smith (D)	220
2002-03	Not Recorded	



2003-04	Not Recorded		2012-13	Jeff Petry (D)	46
2004-05	No Season - NHL Lockout		2013-14	Taylor Hall	100
2005-06	Jason Smith (D)	151	2014-15	Jordan Eberle	73
2006-07	Jason Smith (D)	151			
2007-08	Jarret Stoll	122			
2008-09	Ethan Moreau	126			
2009-10	J-F Jacques	158			
2010-11	Theo Peckham (D)	196			
2011-12	Ladislav Smid (D)	186			
2012-13	Ladislav Smid (D)	151			
2013-14	Jeff Petry	181			
2014-15	Matt Hendricks	220			

BLOCKED SHOTS

SEASON	PLAYER	NO.
1997-98	Not Recorded	
1998-99	Not Recorded	
1999-00	Jason Smith (D)	167
2000-01	Jason Smith (D)	210
2001-02	Jason Smith (D)	261
2002-03	Not Recorded	
2003-04	Not Recorded	
2004-05	No Season - NHL Lockout	
2005-06	Jason Smith (D)	176
2006-07	Jason Smith (D)	228
2007-08	Steve Staios (D)	187
2008-09	Steve Staios (D)	157
2009-10	Tom Gilbert (D)	165
2010-11	Tom Gilbert (D)	172
2011-12	Ladislav Smid (D)	184
2012-13	Ladislav Smid (D)	119
2013-14	Jeff Petry	132
2014-15	Mark Fayne	125

TAKEAWAYS

SEASON	PLAYER	NO.
1997-98	Todd Marchant	93
1998-99	Janne Niinimaa	53
1999-00	Todd Marchant, Ryan Smyth	58
2000-01	Todd Marchant	68
2001-02	Todd Marchant	83
2002-03	Not Recorded	
2003-04	Not Recorded	
2004-05	No Season - NHL Lockout	
2005-06	Ryan Smyth	64
2006-07	Shawn Horcoff	75
2007-08	Marty Reasoner	45
2008-09	Shawn Horcoff	53
2009-10	Dustin Penner	51
2010-11	Jordan Eberle	56
2011-12	Ryan Smyth	54
2012-13	Jeff Petry	32
2013-14	Taylor Hall	76
2014-15	Ryan Nugent-Hopkins	54

GIVEAWAYS

SEASON	PLAYER	NO.
1997-98	Janne Niinimaa (D)	89
1998-99	Janne Niinimaa (D)	128
1999-00	Janne Niinimaa (D)	98
2000-01	Janne Niinimaa (D)	107
2001-02	Mike Comrie	118
2002-03	Not Recorded	
2003-04	Not Recorded	
2004-05	No Season - NHL Lockout	
2005-06	Ales Hemsky	123
2006-07	Jason Smith (D)	109
2007-08	Steve Staios (D)	84
2008-09	Sheldon Souray (D)	92
2009-10	Tom Gilbert (D)	76
2010-11	Tom Gilbert (D)	87
2011-12	Jeff Petry (D)	89

FACE-OFF WINNING PERCENTAGE

(Minimum 410 Face-Offs)
(Minimum 205 Face-Offs 48 Game Season)*

SEASON	PLAYER	PCT. (FOW-TFO)
1997-98	Todd Marchant	50.00
1998-99	Todd Marchant	50.03
1999-00	Jim Dowd	54.03 (389-720)
2000-01	Todd Marchant	53.84 (834-1549)
2001-02	Marty Reasoner	55.53 (261-470)
2002-03	Todd Marchant	58.01 (775-1336)
2003-04	Adam Oates	57.23 (487-851)
2004-05	No Season - NHL Lockout	
2005-06	Jarret Stoll	56.75 (765-1348)
2006-07	Jarret Stoll	55.60 (501-901)
2007-08	Jarret Stoll	55.09 (677-1229)
2008-09	Shawn Horcoff	53.92 (937-1756)
2009-10	Dustin Penner	47.7 (201-421)
2010-11	Shawn Horcoff	48.3 (393-420)
2011-12	Eric Belanger	55.3 (557-1007)
2012-13	Eric Belanger	53.7 (203-378)*
2013-14	Boyd Gordon	56.5 (843-1492)
2014-15	Boyd Gordon	55.9 (681-1218)

FACE-OFFS WON

SEASON	PLAYER	NO.
1997-98	Not Recorded	
1998-99	Not Recorded	
1999-00	Todd Marchant	843
2000-01	Todd Marchant	834
2001-02	Todd Marchant	798
2002-03	Todd Marchant	775
2003-04	Shawn Horcoff	698
2004-05	No Season - NHL Lockout	
2005-06	Jarret Stoll	765
2006-07	Shawn Horcoff	720
2007-08	Jarret Stoll	677
2008-09	Shawn Horcoff	947
2009-10	Shawn Horcoff	621
2010-11	Andrew Cogliano	461
2011-12	Shawn Horcoff	728
2012-13	Sam Gagner	325*
2013-14	Boyd Gordon	843
2014-15	Boyd Gordon	681

FACE-OFFS LOST

SEASON	PLAYER	NO.
1997-98	Not Recorded	
1998-99	Not Recorded	
1999-00	Doug Weight	788
2000-01	Doug Weight	737
2001-02	Todd Marchant	725
2002-03	Mike Comrie	566
2003-04	Shawn Horcoff	680
2004-05	No Season - NHL Lockout	
2005-06	Shawn Horcoff	672
2006-07	Shawn Horcoff	702
2007-08	Jarret Stoll	552
2008-09	Shawn Horcoff	809
2009-10	Shawn Horcoff	716
2010-11	Andrew Cogliano	647
2011-12	Shawn Horcoff	747
2012-13	Sam Gagner	416*
2013-14	Ryan Nugent-Hopkins	737
2014-15	Ryan Nugent-Hopkins	736



EDMONTON OILERS ROOKIE RECORDS (1979-80 TO 2014-15)

TOP 30 ROOKIE SCORERS

PLAYER	GP	G	A	PTS	PIM	SEASON
1. Jari Kurri	75	32	43	75	40	1980-81
2. Jason Arnott	78	33	35	68	104	1993-94
3. Dave Lumley	80	20	38	58	138	1979-80
4. Glenn Anderson	58	30	23	53	24	1980-81
5. Ryan Nugent-Hopkins	62	18	34	52	16	2011-12
6. Sam Gagner	79	13	36	49	23	2007-08
7. Andrew Cogliano	82	18	27	45	20	2007-08
8. Jordan Eberle	69	18	25	43	22	2010-11
9. Taylor Hall	65	22	20	42	27	2010-11
10. Raimo Summanen	73	19	18	37	16	1985-86
11. Miroslav Satan	62	18	17	35	22	1995-96
12. Magnus Paajarvi	80	15	19	34	16	2010-11
13. Jaroslav Pouzar	74	15	18	33	57	1982-83
Tom Gilbert	82	13	20	33	20	2007-08
15. Mike Grier	79	15	17	32	45	1996-97
Paul Coffey	74	9	23	32	130	1980-81
17. Nail Yakupov	48	17	14	31	24	2012-13
Rem Murray	82	11	20	31	16	1996-97
19. David Oliver	44	16	14	30	20	1994-95
Ales Hensky	59	6	24	30	14	2002-03
21. Josef Beranek	58	12	16	28	18	1991-92
Randy Gregg	80	6	22	28	54	1982-83
23. Todd Marchant	45	13	14	27	32	1994-95
Dean McAmmond	45	6	21	27	16	1993-94
Linus Omark	51	5	22	27	26	2010-11
26. Marc-Andre Bergeron	54	9	17	26	26	2003-04
27. Martin Gelinac	46	17	8	25	30	1989-90
Mats Lindgren	69	11	14	25	12	1996-97
29. Steve Smith	55	4	20	24	166	1985-86
30. Jason Chimera	66	14	9	23	36	2002-03
Scott Fraser	29	12	11	23	6	1997-98

EDMONTON OILERS ROOKIE LEADERS

Games Played	Player	Games	Season
82	Rem Murray	82	1996-97
82	Andrew Cogliano	82	2007-08
82	Tom Gilbert	82	2007-08
33	Jason Arnott	33	1993-94
43	Jari Kurri	43	1980-81
75	Jari Kurri	75	1980-81
13	Tom Gilbert	13	2007-08
23	Paul Coffey	23	1980-81
33	Tom Gilbert	33	2007-08
234	Kelly Buchberger	234	1988-89
10	Glenn Anderson	10	1980-81
10	Jason Arnott	10	1993-94
10	David Oliver	10	1994-95
3	Glenn Anderson	3	1980-81
3	Mats Lindgren	3	1996-97
6	Dave Lumley	6	1979-80
2	Glenn Anderson	2	1980-81
2	Jari Kurri	2	1980-81
2	Martin Gelinac	2	1989-90
4	Sam Gagner	4	2007-08
3	Jari Kurri	3	1980-81
+30	Steve Smith	+30	1985-86
202	Jari Kurri	202	1980-81
24.5	Brent Grieve	24.5	1993-94

ROOKIE GOALTENDERS

GOALTENDERS	SEASON	GP	MIN	GA	EN	GAA	SO	W-L-T	PCT.	SHA	SPCT.
Don Cutts	1979-80	6	269	16	1	3.57	0	1-2-1	.375	-	-
Bob Dupuis	1979-80	1	60	4	1	4.00	0	0-1-0	.000	-	-
Andy Moog	1980-81	7	313	20	0	3.83	0	3-3-0	.500	-	-
Grant Fuhr	1981-82	48	2847	157	2	3.31	0	28-5-14	.745	-	-
Andy Moog	1981-82	8	399	32	2	4.81	0	3-5-0	.375	-	-
Daryl Reaugh	1984-85	1	60	5	1	5.00	0	0-1-0	.000	35	.853
Mike Zanier	1984-85	3	185	12	0	3.89	0	1-1-1	.500	100	.880
Daryl Reaugh	1987-88	6	176	14	0	4.77	0	1-1-0	.500	114	.877
Randy Ebelby	1989-90	1	60	5	1	5.00	0	0-1-0	.000	30	.833
Mike Greenlay	1989-90	1	20	4	0	12.00	0	0-0-0	.000	17	.765
Fred Brathwaite	1993-94	19	982	58	0	3.54	0	3-10-3	.281	523	.889
Fred Brathwaite	1994-95	14	601	40	1	3.99	0	2-5-1	.313	292	.863
Joaquin Gage	1994-95	2	99	7	0	4.24	0	0-2-0	.000	40	.825
Joaquin Gage	1995-96	16	717	45	1	3.77	0	2-8-1	.227	350	.871
Steve Passmore	1998-99	6	362	17	1	2.82	0	1-4-1	.250	183	.907
Mike Minard	1999-00	1	60	3	0	3.00	0	1-0-0	1.000	36	.917
Jeff Conklin	2001-02	4	148	4	0	1.62	0	2-0-0	1.000	66	.93
Tim Drouin-Deslauriers	2008-09	8	420	25	0	3.57	0	3-2-0	.375	225	.889
Devan Dubnyk	2009-10	19	1075	64	0	3.57	0	4-10-2	.211	579	.889

TOP ROOKIE SEASONS

GAMES PLAYED	Player	Games	Season
1. Rem Murray	82	1996-97	
Andrew Cogliano	82	2007-08	
Tom Gilbert	82	2007-08	
4. Dave Lumley	80	1979-80	
Randy Gregg	80	1982-83	
6. Mike Grier	79	1996-97	
Sam Gagner	79	2007-08	
8. Jason Arnott	78	1993-94	
9. Ladislav Smid	77	2006-07	
10. Jari Kurri	75	1980-81	
11. Paul Coffey	74	1980-81	
Jaroslav Pouzar	74	1982-83	
Geoff Smith	74	1989-90	
14. Raimo Summanen	73	1985-86	
Dan McGillis	73	1996-97	
Tom Poti	73	1998-99	
3. Glenn Anderson	30	1980-81	
4. Dave Lumley	20	1979-80	
5. Raimo Summanen	19	1985-86	
6. Miroslav Satan	18	1995-96	
Andrew Cogliano	18	2007-08	
Ryan Nugent-Hopkins	18	2011-12	
9. Martin Gelinac	17	1989-90	
Nail Yakupov	17	2012-13	
11. Dean McAmmond	21	1993-94	
12. Steve Smith	20	1985-86	
Rem Murray	20	1996-97	
Tom Gilbert	20	2007-08	

PENALTY MINUTES	Player	Minutes	Season
1. Kelly Buchberger	234	1988-89	
2. Sean Brown	188	1998-99	
3. Steve Smith	166	1985-86	
4. Dave Lumley	138	1979-80	
5. Paul Coffey	130	1980-81	
6. Jeff Beukeboom	124	1986-87	
Louie DeBrusk	124	1991-92	
8. Zack Stortini	105	2007-08	
9. Jason Arnott	104	1993-94	
10. Brad Winchester	86	2006-07	
11. Kelly Buchberger	81	1987-88	
12. Kirk Maltby	74	1993-94	

GOALS	Player	Goals	Season
1. Jason Arnott	33	1993-94	
2. Jari Kurri	32	1980-81	
1. Jari Kurri	43	1980-81	
2. Dave Lumley	38	1979-80	
3. Sam Gagner	36	2007-08	
4. Jason Arnott	35	1993-94	
5. Ryan Nugent-Hopkins	34	2011-12	
6. Andrew Cogliano	27	2007-08	
7. Ales Hensky	24	2002-03	
8. Glenn Anderson	23	1980-81	
Paul Coffey	23	1980-81	
10. Randy Gregg	22	1982-83	



EDMONTON OILERS MULTIPLE POINT GAMES

ALL-TIME LEADERS	GOALS					ASSISTS							POINTS								TOT	GAMES
	3	4	5	2	3	4	5	6	7	2	3	4	5	6	7	8						
Gretzky, W.	94	30	9	4	181	93	39	8	1	3	171	143	79	57	14	6	2	472	696			
Messier, M.	57	10	3	0	118	35	5	0	1	0	185	88	24	2	1	0	0	300	851			
Kurri, J.	84	18	1	1	84	28	9	1	0	0	160	91	31	10	4	0	0	296	754			
Anderson, G.	55	17	3	0	87	11	3	0	0	0	147	68	19	4	2	0	0	240	845			
Coffey, P.	36	3	1	0	67	27	3	1	1	0	97	63	4	8	1	0	1	174	532			
Weight, D.	19	1	0	0	82	15	3	0	0	0	116	27	7	1	0	0	0	151	588			
Smyth, R.	36	5	0	0	39	9	0	0	0	0	104	33	5	0	0	0	0	137	924			
Tikkanen, E.	25	5	0	0	42	9	1	0	0	0	66	32	5	2	0	0	0	105	522			
Hemsky, A.	7	1	0	0	48	10	1	0	0	0	75	12	6	1	1	0	0	94	512			
Simpson, S.	27	2	0	0	23	5	0	0	0	0	68	20	4	0	0	0	0	92	419			
Horcoff, S.	8	1	0	0	41	3	1	0	0	0	62	23	5	0	0	0	0	82	718			
Eberle, J.	15	0	0	0	26	2	0	0	0	0	51	12	2	0	0	0	0	73	356			
Huddy, C.	3	0	0	0	43	6	1	0	0	0	55	13	2	0	0	0	0	70	694			
Marchant, T.	13	0	0	0	22	1	0	0	0	0	53	8	2	0	0	0	0	63	678			
Krushelnyski, M.	9	1	0	0	15	2	1	0	0	0	43	10	3	0	0	0	0	56	290			
Hall, T.	6	4	0	0	11	3	1	0	0	0	35	15	3	1	0	0	0	54	299			
Gagner, S.	8	1	1	0	28	0	1	0	0	0	44	8	1	0	0	0	1	54	418			
Lowe, K.	1	0	0	0	28	5	0	1	0	0	45	7	0	0	1	0	0	53	1037			
Arnott, J.	16	2	0	0	18	3	0	0	0	0	38	11	2	1	0	0	0	52	286			
Linseman, K.	4	1	0	0	17	6	0	0	0	0	42	7	2	0	0	0	0	51	202			
Hunter, D.	5	0	0	0	26	2	0	0	0	0	43	7	1	0	0	0	0	51	653			
MacTavish, C.	11	2	0	0	6	4	0	0	0	0	39	9	3	0	0	0	0	51	701			
Klima, P.	16	3	0	0	15	0	0	0	0	0	36	11	1	1	0	0	0	49	274			
Taylor, H.	4	4	0	0	10	3	1	0	0	0	31	13	3	1	0	0	0	48	246			
Smith, S.	2	0	0	0	26	4	2	0	0	0	35	8	3	0	0	0	0	46	385			
Lumley, D.	7	2	0	0	16	4	1	0	0	0	35	5	3	2	1	0	0	46	386			
Callighen, B.	9	0	0	0	17	3	0	0	0	0	31	12	0	0	0	0	0	43	160			
Ciger, Z.	6	0	0	0	18	1	1	0	0	0	33	7	1	0	0	0	0	41	204			
Siltanen, R.	3	1	0	0	20	5	1	0	0	0	29	11	1	0	0	0	0	41	206			
Carter, A.	13	0	0	0	11	0	0	0	0	0	33	8	0	0	0	0	0	41	211			
Guerin, B.	16	0	0	0	10	2	0	0	0	0	36	4	1	0	0	0	0	41	211			
Murphy, J.	7	1	0	0	16	1	0	0	0	0	32	6	3	0	0	0	0	41	222			
MacDonald, B.	8	4	0	0	10	3	0	0	0	0	24	6	6	0	0	0	0	36	131			
MacAmmond, D.	5	1	0	0	16	1	0	0	0	0	30	6	0	0	0	0	0	36	303			
Corson, S.	5	1	0	0	17	2	0	0	0	0	29	5	1	0	0	0	0	35	192			

TEAM TOTALS	GOALS					ASSISTS							POINTS								TOT
	2	3	4	5	2	3	4	5	6	7	2	3	4	5	6	7	8				
1979-80	37	7	0	0	76	13	3	0	0	1	123	37	13	2	2	1	0	178			
1980-81	30	10	1	1	60	21	6	0	0	0	129	47	16	5	1	1	0	199			
1981-82	51	10	3	1	110	32	5	0	0	0	171	65	21	13	2	1	0	273			
1982-83	56	9	1	0	105	23	5	2	0	0	181	58	20	6	3	0	0	278			
1983-84	52	14	5	2	109	34	2	3	1	0	162	82	20	14	3	1	2	284			
1984-85	58	16	1	1	108	24	11	0	0	0	170	60	25	12	5	0	0	272			
1985-86	60	13	1	0	98	28	13	3	2	2	150	80	27	11	7	2	1	278			
1986-87	50	6	1	0	80	26	4	1	0	0	141	66	16	10	0	0	0	233			
1987-88	40	8	1	1	96	20	8	2	0	0	146	55	21	8	1	0	0	231			
1988-89	46	5	2	0	78	23	6	0	0	0	131	40	21	5	1	0	0	198			
1989-90	36	6	1	0	74	11	4	0	0	0	139	44	9	2	0	0	0	194			
1990-91	28	5	0	0	61	12	2	0	0	0	107	38	7	1	0	0	0	153			
1991-92	27	1	1	0	60	8	0	0	0	0	129	25	5	1	0	0	0	160			
1992-93	22	1	0	0	40	6	0	0	0	0	103	11	1	0	0	0	0	115			
1993-94	25	2	0	0	58	8	1	0	0	0	106	27	5	0	0	0	0	138			
1994-95	12	2	0	0	34	2	2	0	0	0	60	10	1	0	0	0	0	71			
1995-96	21	2	0	0	54	10	0	0	0	0	99	26	3	1	0	0	0	129			
1996-97	23	4	0	0	39	6	0	0	0	0	87	20	4	0	0	0	0	111			
1997-98	15	0	0	0	38	3	1	0	0	0	89	12	2	0	0	0	0	103			
1998-99	25	2	0	0	37	3	1	0	0	0	82	15	2	0	0	0	0	99			
1999-00	16	4	1	0	45	6	0	0	0	0	91	15	3	1	0	0	0	110			
2000-01	20	2	0	0	34	5	2	0	0	0	95	16	2	1	0	0	0	114			
2001-02	17	0	0	0	40	5	0	0	0	0	79	12	2	0	0	0	0	93			
2002-03	20	1	0	0	40	3	0	0	0	0	93	17	2	0	0	0	0	112			
2003-04	15	0	0	0	38	2	0	0	0	0	98	11	0	0	0	0	0	109			
2005-06	22	2	0	0	64	6	2	0	0	0	111	20	5	0	0	0	0	136			
2006-07	17	1	0	0	38	6	0	0	0	0	74	11	5	0	0	0	0	90			
2007-08	16	0	0	0	44	5	0	0	0	0	97	12	1	0	0	0	0	110			
2008-09	10	3	0	0	50	9	0	0	0	0	98	15	4	0	0	0	0	117			
2009-10	14	0	0	0	34	4	1	0	0	0	85	9	3	2	0	0	0	99			
2010-11	7	1	0	0	39	2	1	0	0	0	83	9	1	0	0	0	0	93			
2011-12	14	4	1	0	38	6	1	1	0	0	77	15	5	1	0	0	1	99			
2012-13	9	2	0	0	33	3	1	0	0	0	49	11	2	1	0	0	0	63			
2013-14	14	2	0	0	30	16	0	0	0	0	79	23	3	0	0	0	0	104			
2014-15	15	1	0	0	31	1	0	0	0	0	54	12	1	0	0	0	0	67			
ALL-TIME	933	145	20	6	1974	390	81	12	3	3	3685	1026	277	97	25	6	4	5213			

NOTE: Each column represents only the number of games in which the exact number of goals, assists or points were scored. For example, the two-goal column only indicates the number of games in which the player scored exactly two goals and does not include his three-or-more goal games.



EDMONTON OILERS 20 GOAL SEASONS BY PLAYER (1979-80 TO 2014-15)

PLAYER	GOALS								TOT
	20	30	40	50	60	70	80	90	
Glenn Anderson	1	5	2	2	-	-	-	-	10
Jari Kurri	-	3	3	2	1	1	-	-	10
Mark Messier	2	5	2	1	-	-	-	-	10
Wayne Gretzky	-	-	1	3	1	2	1	1	9
Ryan Smyth	4	4	-	-	-	-	-	-	8
Craig Simpson	3	2	1	-	-	-	-	-	6
Doug Weight	6	-	-	-	-	-	-	-	6
Paul Coffey	2	1	2	-	-	-	-	-	5
Esa Tikkanen	2	3	-	-	-	-	-	-	5
Petr Klima	2	1	1	-	-	-	-	-	4
Craig MacTavish	4	-	-	-	-	-	-	-	4
Pat Hughes	3	-	-	-	-	-	-	-	3
Taylor Hall	4	-	-	-	-	-	-	-	4
Jason Arnott	1	1	-	-	-	-	-	-	2
Brett Callighen	2	-	-	-	-	-	-	-	2
Anson Carter	2	-	-	-	-	-	-	-	2
Zdeno Ciger	1	1	-	-	-	-	-	-	2
Mike Comrie	1	1	-	-	-	-	-	-	2
Mike Grier	2	-	-	-	-	-	-	-	2
Bill Guerin	1	1	-	-	-	-	-	-	2
Matti Hagman	2	-	-	-	-	-	-	-	2
Ales Hemsky	2	-	-	-	-	-	-	-	2
Shawn Horcoff	2	-	-	-	-	-	-	-	2
Mike Krushelnyski	1	-	1	-	-	-	-	-	2
Dave Lumley	1	1	-	-	-	-	-	-	2
Joe Murphy	1	1	-	-	-	-	-	-	2
Dustin Penner	1	1	-	-	-	-	-	-	2
Raffi Torres	2	-	-	-	-	-	-	-	2
Jordan Eberle	2	1	-	-	-	-	-	-	3
Kelly Buchberger	1	-	-	-	-	-	-	-	1
Jimmy Carson	-	-	1	-	-	-	-	-	1
Shayne Corson	1	-	-	-	-	-	-	-	1
Mariusz Czerkawski	1	-	-	-	-	-	-	-	1
Vincent Damphousse	-	1	-	-	-	-	-	-	1
Martin Gelinás	1	-	-	-	-	-	-	-	1
Charlie Huddy	1	-	-	-	-	-	-	-	1
Dave Hunter	1	-	-	-	-	-	-	-	1
Andrei Kovalenko	-	1	-	-	-	-	-	-	1
Willy Lindstrom	1	-	-	-	-	-	-	-	1
Ken Linseman	-	1	-	-	-	-	-	-	1
Blair MacDonald	-	-	1	-	-	-	-	-	1
David Perron	1	-	-	-	-	-	-	-	1
Todd Marchant	1	-	-	-	-	-	-	-	1
Scott Mellanby	1	-	-	-	-	-	-	-	1
Ethan Moreau	1	-	-	-	-	-	-	-	1
Rem Murray	1	-	-	-	-	-	-	-	1
Mark Napier	1	-	-	-	-	-	-	-	1
Bernie Nicholls	1	-	-	-	-	-	-	-	1
David Oliver	1	-	-	-	-	-	-	-	1
Alex Selivanov	1	-	-	-	-	-	-	-	1
TOTALS (50 Players)	79	36	15	8	2	3	1	1	144



EDMONTON OILERS 20 GOAL SEASONS BY SEASON (1979-80 TO 2014-15)

PLAYER	GOALS									TOT
	20	30	40	50	60	70	80	90		
1979-80	2	1	1	1	-	-	-	-	5	
1980-81	3	2	-	1	-	-	-	-	6	
1981-82	3	3	-	1	-	-	-	1	8	
1982-83	3	1	3	-	-	1	-	-	8	
1983-84	3	1	1	2	-	-	1	-	8	
1984-85	1	1	2	-	-	2	-	-	6	
1985-86	2	1	1	2	1	-	-	-	7	
1986-87	1	3	-	1	1	-	-	-	6	
1987-88	2	2	3	-	-	-	-	-	7	
1988-89	1	3	2	-	-	-	-	-	6	
1989-90	3	3	1	-	-	-	-	-	7	
1990-91	4	1	1	-	-	-	-	-	6	
1991-92	6	2	-	-	-	-	-	-	8	
1992-93	1	1	-	-	-	-	-	-	2	
1993-94	3	1	-	-	-	-	-	-	4	
1994-95	-	-	-	-	-	-	-	-	0	
1995-96	3	1	-	-	-	-	-	-	4	
1996-97	2	2	-	-	-	-	-	-	4	
1997-98	2	-	-	-	-	-	-	-	2	
1998-99	2	1	-	-	-	-	-	-	3	
1999-00	4	-	-	-	-	-	-	-	4	
2000-01	2	1	-	-	-	-	-	-	3	
2001-02	1	1	-	-	-	-	-	-	2	
2002-03	5	-	-	-	-	-	-	-	5	
2003-04	3	-	-	-	-	-	-	-	3	
2004-05	NO SEASON – NHL LOCKOUT									
2005-06	3	1	-	-	-	-	-	-	4	
2006-07	1	1	-	-	-	-	-	-	2	
2007-08	3	-	-	-	-	-	-	-	3	
2008-09	2	-	-	-	-	-	-	-	2	
2009-10	-	1	-	-	-	-	-	-	1	
2010-11	1	-	-	-	-	-	-	-	1	
2011-12	1	1	-	-	-	-	-	-	2	
2012-13	-	-	-	-	-	-	-	-	-	
2013-14	3	-	-	-	-	-	-	-	3	
2014-15	2	-	-	-	-	-	-	-	2	
TOTALS (35 Seasons)	78	36	15	8	2	3	1	1	144	



EDMONTON OILERS 20 GOAL SEASONS

92 GOALS (1) (Oilers/NHL Record)

Wayne Gretzky# 1981-82

87 GOALS (1)

Wayne Gretzky# 1983-84

73 GOALS (1)

Wayne Gretzky# 1984-85

71 GOALS (2)

Wayne Gretzky# 1982-83

Jari Kurri 1984-85

68 GOALS (1)

Jari Kurri# 1985-86

62 GOALS (1)

Wayne Gretzky# 1986-87

55 GOALS (1)

Wayne Gretzky 1980-81

54 GOALS (3)

Glenn Anderson 1983-84

Glenn Anderson 1985-86

Jari Kurri 1986-87

52 GOALS (2)

Jari Kurri 1983-84

Wayne Gretzky 1985-86

51 GOALS (1)

Wayne Gretzky 1979-80

50 GOALS (1)

Mark Messier 1981-82

49 GOALS (1)

Jimmy Carson 1988-89

48 GOALS (3)

Glenn Anderson 1982-83

Mark Messier 1982-83

Paul Coffey (D) 1985-86

46 GOALS (1)

Blair MacDonald 1979-80

45 GOALS (2)

Jari Kurri 1982-83

Mark Messier 1989-90

44 GOALS (1)

Jari Kurri 1988-89

43 GOALS (3)

Mike Krushelnyski 1984-85

Jari Kurri 1987-88

Craig Simpson 1987-88

42 GOALS (1)

Glenn Anderson 1984-85

40 GOALS (3)

Paul Coffey (D) 1983-84

Wayne Gretzky 1987-88

Petr Klima 1990-91

39 GOALS (1)

Ryan Smyth 1996-97

38 GOALS (3)

Glenn Anderson 1981-82

Glenn Anderson 1987-88

Vincent Damphousse 1991-92

37 GOALS (4)

Mark Messier 1983-84

Paul Coffey (D) 1984-85

Mark Messier 1986-87

Mark Messier 1987-88

36 GOALS (1)

Ryan Smyth 2005-06

35 GOALS (4)

Mark Messier 1985-86

Glenn Anderson 1986-87

Craig Simpson 1988-89

Joe Murphy 1991-92

34 GOALS (3)

Esa Tikkanen 1986-87

Glenn Anderson 1989-90

Jordan Eberle 2011-12

33 GOALS (6)

Stan Weir 1979-80

Ken Linseman 1982-83

Mark Messier 1988-89

Jari Kurri 1989-90

Jason Arnett (R) 1993-94

Mike Comrie 2001-02

32 GOALS (6)

Jari Kurri (R) 1980-81

Jari Kurri 1981-82

Dave Lumley 1981-82

Petr Klima 1992-93

Andrei Kovalenko 1996-97

Dustin Penner 2009-10

31 GOALS (4)

Esa Tikkanen 1988-89

Zdeno Ciger 1995-96

Ryan Smyth 2000-01

Ryan Smyth 2006-07

30 GOALS (4)

Glenn Anderson (R) 1980-81

Esa Tikkanen 1989-90

Craig Simpson 1990-91

Bill Guerin 1998-99

**29 GOALS (3)**

Paul Coffey (D)	1981-82
Paul Coffey (D)	1982-83
Craig Simpson	1989-90

28 GOALS (3)

Jason Arnott	1995-96
Ryan Smyth	1999-00
Anson Carter	2001-02
Jordon Eberle	2013-14
David Perron	2013-14

27 GOALS (7)

Pat Hughes	1983-84
Joe Murphy	1990-91
Esa Tikkanen	1990-91
Alex Selivanov	1999-00
Ryan Smyth	2002-03
Raffi Torres	2005-06
Taylor Hall	2011-12
Taylor Hall	2013-14

26 GOALS (2)

Mariusz Czerkawski	1996-97
Doug Weight	1997-98

25 GOALS (7)

Brett Callighen	1980-81
Pat Hughes	1982-83
Petr Klima	1989-90
Shayne Corson	1993-94
Doug Weight	1995-96
Doug Weight	2000-01
Anson Carter	2002-03

24 GOALS (9)

Pat Hughes	1981-82
Mark Napier	1985-86
Glenn Anderson	1990-91
Craig Simpson	1991-92
Craig Simpson	1992-93
Doug Weight	1993-94
Bill Guerin	1999-00
Taylor Hall	2014-15
Jordan Eberle	2014-15

23 GOALS (10)

Brett Callighen	1979-80
Mark Messier	1980-81
Mark Messier	1984-85
Craig MacTavish	1985-86
Esa Tikkanen	1987-88
Scott Mellanby	1991-92
Ryan Smyth	2003-04
Dustin Penner	2007-08

Ales Hemsky	2008-09
Sheldon Sourary (D)	2008-09

22 GOALS (8)

Dave Hunter	1983-84
Willy Lindstrom	1983-84
Zdeno Ciger	1993-94
Mike York	2002-03
Shawn Horcoff	2005-06
Jarret Stoll	2005-06
Petr Sykora	2006-07
Taylor Hall (R)	2010-11

21 GOALS (8)

Matti Hagman	1981-82
Craig MacTavish	1988-89
Craig MacTavish	1989-90
Petr Klima	1991-92
Doug Weight	1996-97
Rem Murray	1998-99
Doug Weight	1999-00
Shawn Horcoff	2007-08

20 GOALS (18)

Dave Lumley (R)	1979-80
Matti Hagman	1980-81
Charlie Huddy (D)	1982-83
Craig MacTavish	1986-87
Mike Krushelnyski	1987-88
Martin Gelinias	1990-91
Kelly Buchberger	1991-92
Bernie Nicholls	1991-92
Anatoli Semenov	1991-92
David Oliver	1995-96
Ryan Smyth	1997-98
Mike Grier	1998-99
Mike Grier	2000-01
Mike Comrie	2002-03
Todd Marchant	2002-03
Ethan Moreau	2003-04
Raffi Torres	2003-04
Ales Hemsky	2007-08

(D) - Defenceman
(R) - Rookie
- NHL Leader



EDMONTON OILERS THREE-OR-MORE GOAL GAMES (1979-80 TO 2014-15)

PLAYER	REGULAR SEASON			TOTAL	PLAYOFFS			TOTAL	OVERALL			TOTAL
	3	4	5		3	4	5		3	4	5	
Wayne Gretzky	30	9	4	43	5	2	7	35	11	4	50	
Jari Kurri	18	1	1	20	5	2	7	23	3	1	27	
Glenn Anderson	17	3	0	20	1	1	2	18	4	0	22	
Mark Messier	10	3	0	13	2	1	3	12	4	0	18	
Esa Tikkanen	5	0	0	5	3	0	3	8	0	0	8	
Ryan Smyth	5	0	0	5	0	0	0	5	0	0	5	
Paul Coffey	3	1	0	4	0	0	0	3	1	0	4	
Petr Klima	3	0	0	3	1	0	1	4	0	0	4	
Blair MacDonald	4	0	0	4	0	0	0	4	0	0	4	
Taylor Hall	4	0	0	4	0	0	0	4	0	0	4	
Alex Selivanov	2	1	0	3	0	0	0	2	1	0	3	
Ryan Nugent-Hopkins	2	0	0	2	0	0	0	2	0	0	2	
Jason Arnott	2	0	0	2	0	0	0	2	0	0	2	
Mariusz Czerkawski	2	0	0	2	0	0	0	2	0	0	2	
Sam Gagner	1	1	0	2	0	0	0	1	1	0	2	
Dave Lumley	2	0	0	2	0	0	0	2	0	0	2	
Craig MacTavish	2	0	0	2	0	0	0	2	0	0	2	
Joe Murphy	1	0	0	1	1	0	1	2	0	0	2	
Craig Simpson	2	0	0	2	0	0	0	2	0	0	2	
Doug Weight	1	0	0	1	1	0	1	2	0	0	2	
David Perron	1	0	0	1	0	0	0	1	0	0	1	
Don Ashby	1	0	0	1	0	0	0	1	0	0	1	
Marc-Andre Bergeron	1	0	0	1	0	0	0	1	0	0	1	
Kelly Buchberger	1	0	0	1	0	0	0	1	0	0	1	
Jimmy Carson	1	0	0	1	0	0	0	1	0	0	1	
Erik Cole	1	0	0	1	0	0	0	1	0	0	1	
Shayne Corson	1	0	0	1	0	0	0	1	0	0	1	
Geoff Courtnell	1	0	0	1	0	0	0	1	0	0	1	
Vincent Damphousse	0	1	0	1	0	0	0	0	1	0	1	
Boyd Devereaux	1	0	0	1	0	0	0	1	0	0	1	
Martin Gelinas	1	0	0	1	0	0	0	1	0	0	1	
Adam Graves	1	0	0	1	0	0	0	1	0	0	1	
Mike Grier	1	0	0	1	0	0	0	1	0	0	1	
Brent Grieve	1	0	0	1	0	0	0	1	0	0	1	
Dave Hannan	1	0	0	1	0	0	0	1	0	0	1	
Ales Hemsky	1	0	0	1	0	0	0	1	0	0	1	
Shawn Horcoff	1	0	0	1	0	0	0	1	0	0	1	
Pat Hughes	0	0	1	1	0	0	0	0	0	1	1	
Ryan Jones	1	0	0	1	0	0	0	1	0	0	1	
Mike Krushelnyski	1	0	0	1	0	0	0	1	0	0	1	
Normand Lacombe	1	0	0	1	0	0	0	1	0	0	1	
Georges Laraque	1	0	0	1	0	0	0	1	0	0	1	
Willy Lindstrom	1	0	0	1	0	0	0	1	0	0	1	
Ken Linseman	1	0	0	1	0	0	0	1	0	0	1	
Ethan Moreau	1	0	0	1	0	0	0	1	0	0	1	
Rem Murray	1	0	0	1	0	0	0	1	0	0	1	
David Oliver	1	0	0	1	0	0	0	1	0	0	1	
Fernando Pisani	1	0	0	1	0	0	0	1	0	0	1	
Dave Semenko	1	0	0	1	0	0	0	1	0	0	1	
Gord Sherven	1	0	0	1	0	0	0	1	0	0	1	
Risto Siltanen	1	0	0	1	0	0	0	1	0	0	1	
Bill Guerin	0	0	0	0	1	0	1	1	0	0	1	
Nail Yakupov	1	0	0	1	0	0	0	1	0	0	1	
TOTALS	146	21	6	172	20	6	26	166	26	6	198	

ACTIVE OILERS THREE-OR-MORE GOAL GAMES

REGULAR SEASON

PLAYER	DATE	OPPONENT	GOALTENDER(S)
Taylor Hall	December 5, 2013	vs. Colorado	Semyon Varlamov
David Perron	January 27, 2014	at Vancouver	Roberto Luongo
Nail Yakupov	April 27, 2013	vs. Vancouver	Roberto Luongo
Taylor Hall	March 30, 2013	vs. Vancouver	Corey Schneider, Roberto Luongo
Taylor Hall	November 19, 2011	vs. Chicago	Ray Emery
Ryan Nugent-Hopkins	October 15, 2011	vs. Vancouver	Roberto Luongo
Ryan Nugent-Hopkins	March 8, 2015	at Carolina	Cam Ward



EDMONTON OILERS ALL-TIME THREE-OR-MORE GOAL GAMES (1979-80 TO 2014-15)

TOTAL: 167 (141 3-Goal Games, 20 4-Goal Games, 6 5-Goal Games)

NOTE: In the NO column, the first number indicates the number of hat tricks scored in that season and the second number indicates the player's career total.

	PLAYER	NO	GOALS	DATE	OPPONENT	GOALTENDER(S)
1979-80 (7; 7 3-Goal Games)						
1.	Blair MacDonald	1-1	3	October 19, 1979	vs Quebec	Michel Dion
2.	Blair MacDonald	2-2	3	January 19, 1980	at Pittsburgh	Greg Millen
3.	Blair MacDonald	3-3	3	January 26, 1980	vs Toronto	Paul Harrison (2), Vincent Tremblay (1)
4.	Wayne Gretzky	1-1	3	February 1, 1980	vs Winnipeg	Pierre Hamel (2), Markus Mattsson (1)
5.	Blair MacDonald	4-4	3	February 15, 1980	vs Washington	Wayne Stephenson
6.	Wayne Gretzky	2-2	3	March 21, 1980	vs Pittsburgh	Greg Millen
7.	Don Ashby	1-1	3	March 29, 1980	at Toronto	Mike Palmateer
1980-81 (12; 10 3-Goal Games, 1 4-Goal Game, 1 5-Goal Game)						
8.	Dave Semenko	1-1	3	October 19, 1980	at NY Rangers	Wayne Thomas (2), ENG (1)
9.	Jari Kurri	1-1	3	November 26, 1980	vs Chicago	Tony Esposito
10.	Wayne Gretzky	1-3	3	December 23, 1980	at Los Angeles	Doug Keans
11.	Jari Kurri	2-2	3	January 11, 1981	at Quebec	Ron Graham
12.	Jari Kurri	3-3	3	January 28, 1981	vs Montreal	Richard Sevigny
13.	Wayne Gretzky	2-4	3	February 6, 1981	vs Winnipeg	Pierre Hamel
14.	Wayne Gretzky	3-5	5	February 18, 1981	vs St. Louis	Mike Liut (3), Ed Staniowski (2)
15.	Glenn Anderson	1-1	3	February 21, 1981	at Winnipeg	Markus Mattsson
16.	Wayne Gretzky	4-6	4	March 7, 1981	at Philadelphia	Rick St. Croix
17.	Mark Messier	1-1	3	March 16, 1981	vs Pittsburgh	Greg Millen
18.	Glenn Anderson	2-2	3	March 25, 1981	at Hartford	Mike Veisor (2), ENG (1)
19.	Risto Siltanen	1-1	3	April 4, 1981	vs Winnipeg	Markus Mattsson
1981-82 (14; 10 3-Goal Games, 3 4-Goal Games, 1 5-Goal Game)						
20.	Wayne Gretzky	1-7	4	October 31, 1981	vs Quebec	Dan Bouchard (1), Michel Plasse (3)
21.	Glenn Anderson	1-3	3	November 23, 1981	vs Detroit	Gilles Gilbert
22.	Wayne Gretzky	2-8	4	November 25, 1981	vs Los Angeles	Jim Rutherford
23.	Mark Messier	1-2	3	December 2, 1981	at Quebec	Dan Bouchard
24.	Wayne Gretzky	3-9	3	December 19, 1981	vs Minnesota	Gilles Meloche
25.	Dave Lumley	1-1	3	December 19, 1981	vs Minnesota	Gilles Meloche (2), ENG (1)
26.	Wayne Gretzky	4-10	4	December 27, 1981	vs Los Angeles	Mario Lessard
27.	Wayne Gretzky	5-11	5	December 30, 1981	vs Philadelphia	Pete Peeters (4), ENG (1)
28.	Wayne Gretzky	6-12	3	January 20, 1982	vs St. Louis	Gary Edwards
29.	Wayne Gretzky	7-13	3	January 31, 1982	vs Philadelphia	Rick St. Croix
30.	Mark Messier	2-3	3	February 17, 1982	vs Minnesota	Don Beaupre
31.	Wayne Gretzky	8-14	3	February 19, 1982	vs Hartford	Greg Millen
32.	Wayne Gretzky	9-15	3	February 24, 1982	at Buffalo	Don Edwards
33.	Wayne Gretzky	10-16	3	March 17, 1982	vs Pittsburgh	Michel Dion
1982-83 (10; 9 3-Goal Games, 1 4-Goal Game)						
34.	Wayne Gretzky	1-17	3	November 21, 1982	vs Quebec	Clint Malarchuk
35.	Paul Coffey	1-1	3	December 11, 1982	at Minnesota	Don Beaupre
36.	Jari Kurri	1-4	3	December 17, 1982	vs New Jersey	Glenn Resch (2), Shawn McKenzie (1)
37.	Mark Messier	1-4	4	December 19, 1982	vs Montreal	Richard Sevigny (3), ENG (1)
38.	Glenn Anderson	1-4	3	December 22, 1982	vs Minnesota	Don Beaupre
39.	Glenn Anderson	2-5	3	January 7, 1983	vs Pittsburgh	Denis Herron
40.	Mark Messier	2-5	3	January 19, 1983	vs Vancouver	Richard Brodeur
41.	Ken Linseman	1-1	3	February 19, 1983	at Pittsburgh	Denis Herron (2), Nick Ricci (1)
42.	Jari Kurri	2-5	3	March 5, 1983	at Toronto	Mike Palmateer
43.	Wayne Gretzky	2-18	3	March 8, 1983	at Hartford	Mike Veisor
1983-84 (21; 14 3-Goal Games, 5 4-Goal Games, 2 5-Goal Games)						
44.	Wayne Gretzky	1-19	4	November 6, 1983	at Winnipeg	Doug Soetaert (3), ENG (1)
45.	Wayne Gretzky	2-20	3	November 12, 1983	at Detroit	Greg Stefan
46.	Jari Kurri	1-6	5	November 19, 1983	vs New Jersey	Ron Low (2), Glenn Resch (3)
47.	Wayne Gretzky	3-21	3	November 19, 1983	vs New Jersey	Ron Low (2), Glenn Resch (1)



PLAYER	NO	GOALS	DATE	OPPONENT	GOALTENDER(S)
48. Willy Lindstrom	1-1	3	November 19, 1983	vs New Jersey	Ron Low
49. Glenn Anderson	1-6	3	December 3, 1983	vs Los Angeles	Gary Laskowski
50. Wayne Gretzky	4-22	3	December 14, 1983	at NY Rangers	Glen Hanlon
51. Wayne Gretzky	5-23	3	December 21, 1983	vs Winnipeg	Brian Hayward (2), ENG (1)
52. Wayne Gretzky	6-24	4	January 4, 1984	vs Minnesota	Don Beaupre (2), Gilles Meloche (2)
53. Jari Kurri	2-7	3	January 4, 1984	vs Minnesota	Don Beaupre (2), Gilles Meloche (1)
54. Wayne Gretzky	7-25	3	January 7, 1984	vs Hartford	Greg Millen (2), ENG (1)
55. Wayne Gretzky	8-26	3	January 18, 1984	vs Vancouver	Richard Brodeur
56. Pat Hughes	1-1	5	February 3, 1984	vs Calgary	Reggie Lemelin (3), Don Edwards (2)
57. Wayne Gretzky	9-27	4	February 21, 1984	at St. Louis	Mike Liut
58. Wayne Gretzky	10-28	4	February 22, 1984	at Pittsburgh	Roberto Romano
59. Mark Messier	1-6	3	February 25, 1984	vs Toronto	Allan Bester
60. Jari Kurri	3-8	3	March 7, 1984	vs Chicago	Murray Bannerman
61. Jari Kurri	4-9	3	March 11, 1984	vs Vancouver	John Garrett
62. Mark Messier	2-7	3	March 11, 1984	vs Vancouver	John Garrett
63. Glenn Anderson	2-7	3	March 17, 1984	vs Los Angeles	Markus Mattsson
64. Glenn Anderson	3-8	4	March 21, 1984	vs Hartford	Greg Millen (3), ENG (1)

1984-85 (18; 16 3-Goal Games, 1 4-Goal Game, 1 5-Goal Game)

65. Gord Sherven	1-1	3	October 14, 1984	vs Quebec	Richard Sevigny
66. Wayne Gretzky	1-29	3	October 18, 1984	at Minnesota	Don Beaupre
67. Jari Kurri	1-10	3	October 19, 1984	at Winnipeg	Brian Hayward
68. Glenn Anderson	1-9	3	November 2, 1984	vs Chicago	Murray Bannerman
69. Jari Kurri	2-11	3	November 9, 1984	at Washington	Pat Riggin
70. Wayne Gretzky	2-30	3	November 27, 1984	at Toronto	Ken Wregget
71. Jari Kurri	3-12	3	December 5, 1984	vs NY Islanders	Billy Smith
72. Wayne Gretzky	3-31	5	December 15, 1984	at St. Louis	Rick Wamsley (4), Mike Liut (1)
73. Paul Coffey	1-2	4	December 26, 1984	at Calgary	Reggie Lemelin
74. Wayne Gretzky	4-32	3	December 29, 1984	vs Detroit	Corrado Micallef
75. Wayne Gretzky	5-33	3	January 26, 1985	vs Pittsburgh	Denis Herron
76. Jari Kurri	4-13	3	January 29, 1985	at Calgary	Don Edwards
77. Mike Krushelnyski	1-1	3	February 2, 1985	vs NY Rangers	Glen Hanlon
78. Glenn Anderson	2-10	3	February 19, 1985	at Toronto	Ken Wregget (2), Tim Bernhardt (2)
79. Jari Kurri	5-14	3	February 19, 1985	at Toronto	Ken Wregget (2), Tim Bernhardt (1)
80. Glenn Anderson	3-11	3	March 20, 1985	vs Chicago	Warren Skorodenski
81. Paul Coffey	2-3	3	March 31, 1985	at Chicago	Warren Skorodenski
82. Wayne Gretzky	6-34	3	April 2, 1985	at Los Angeles	Bob Janecyk

1985-86 (14; 13 3-Goal Games, 1 4-Goal Game)

83. Glenn Anderson	1-12	3	October 28, 1985	at Calgary	Reggie Lemelin
84. Wayne Gretzky	1-35	3	November 3, 1985	vs Toronto	Tim Bernhardt
85. Dave Lumley	1-2	3	November 8, 1985	vs Vancouver	Frank Caprice
86. Craig MacTavish	1-1	3	December 1, 1985	vs Calgary	Reggie Lemelin
87. Jari Kurri	1-15	3	December 7, 1985	vs Minnesota	Don Beaupre (1), Jon Casey (2)
88. Glenn Anderson	2-13	3	December 11, 1985	at Chicago	Murray Bannerman
89. Jari Kurri	2-16	3	December 11, 1985	at Chicago	Murray Bannerman
90. Paul Coffey	1-4	3	December 20, 1985	vs Los Angeles	Darren Eliot
91. Jari Kurri	3-17	4	December 20, 1985	vs Los Angeles	Darren Eliot
92. Wayne Gretzky	2-36	3	December 31, 1985	vs Philadelphia	Bob Froese
93. Wayne Gretzky	3-37	3	January 8, 1986	at Toronto	Tim Bernhardt
94. Mark Messier	1-8	3	February 26, 1986	at Winnipeg	Brian Hayward
95. Glenn Anderson	3-14	3	March 9, 1986	at Los Angeles	Rollie Melanson
96. Glenn Anderson	4-15	3	March 14, 1986	vs Detroit	Greg Stefan (2), Eddie Mio (1)



PLAYER	NO	GOALS	DATE	OPPONENT	GOALTENDER(S)
1986-87 (7; 6 3-Goal Games, 1 4-Goal Game)					
97. Esa Tikkanen	1-1	3	October 15, 1986	vs Quebec	Clint Malarchuk
98. Jari Kurri	1-18	3	October 17, 1986	vs Detroit	Greg Stefan
99. Wayne Gretzky	1-38	3	October 24, 1986	vs Boston	Pat Riggan (2), Doug Keans (1)
100. Wayne Gretzky	2-39	3	November 22, 1986	vs Vancouver	Troy Gamble (2), ENG (1)
101. Esa Tikkanen	1-2	3	November 24, 1986	at Calgary	Mike Vernon
102. Wayne Gretzky	3-40	3	December 10, 1986	at Winnipeg	Daniel Berthiaume
103. Wayne Gretzky	4-41	4	December 17, 1986	vs Quebec	Richard Sevigny
1987-88 (10; 8 3-Goal Games, 1 4-Goal Game, 1 5-Goal Game)					
104. Glenn Anderson	1-16	3	October 11, 1987	at Los Angeles	Rollie Melanson (2), Glenn Healy (1)
105. Glenn Anderson	2-17	3	October 16, 1987	at Calgary	Mike Vernon (2), ENG (1)
106. Wayne Gretzky	1-42	3	November 4, 1987	vs NY Rangers	John Vanbiesbrouck
107. Craig Simpson	1-1	3	December 2, 1987	at Detroit	Gen Hanlon
108. Wayne Gretzky	2-43	5	December 6, 1987	vs Minnesota	Don Beaupre (4), Kari Takko (1)
109. Dave Hannan	1-1	3	January 25, 1988	at Pittsburgh	Frank Pietrangelo
110. Esa Tikkanen	1-3	3	February 3, 1988	vs New Jersey	Alain Chevrier
111. Mark Messier	1-9	3	February 14, 1988	vs Vancouver	Frank Caprice
112. Glenn Anderson	3-18	4	March 4, 1988	vs Philadelphia	Mark LaForest
113. Geoff Courtnall	1-1	3	March 15, 1988	vs Buffalo	Jacques Cloutier
1988-89 (7; 5 3-Goal Games, 2 4-Goal Games)					
114. Jari Kurri	1-19	3	November 8, 1988	at Pittsburgh	Steve Guenette
115. Esa Tikkanen	1-4	3	November 12, 1988	at Toronto	Allan Bester
116. Glenn Anderson	1-19	4	November 19, 1988	vs Toronto	Ken Wregget
117. Jimmy Carson	1-1	3	December 4, 1988	vs NY Rangers	Bob Froese
118. Jari Kurri	2-20	3	December 7, 1988	vs Quebec	Mario Gosselin
119. Mark Messier	1-10	4	February 21, 1989	vs Hartford	Mike Liut (3), ENG (1)
120. Craig Simpson	1-2	3	February 25, 1989	vs St. Louis	Greg Millen
1989-90 (7; 6 3-Goal Games, 1 4-Goal Game)					
121. Mark Messier	1-11	3	November 21, 1989	vs Vancouver	Kirk McLean
122. Normand Lacombe	1-1	3	November 25, 1989	at NY Islanders	Glenn Healy
123. Glenn Anderson	1-20	3	December 2, 1989	vs Minnesota	Jon Casey (2), Kari Takko (1)
124. Adam Graves	1-1	3	December 17, 1989	at Chicago	Alain Chevrier
125. Mark Messier	2-12	3	January 17, 1990	vs Winnipeg	Bob Essensa
126. Mark Messier	3-13	4	March 3, 1990	vs Philadelphia	Ron Hextall
127. Martin Gelinas	1-1	3	March 4, 1990	vs Vancouver	Kirk McLean (2), ENG (1)
1990-91 (5; 5 3-Goal Games)					
128. Esa Tikkanen	1-5	3	October 14, 1990	at Vancouver	Troy Gamble
129. Craig MacTavish	1-2	3	December 22, 1990	at Calgary	Mike Vernon
130. Petr Klima	1-1	3	January 30, 1991	vs Vancouver	Kirk McLean
131. Petr Klima	2-2	3	February 5, 1991	at Boston	Norm Foster
132. Petr Klima	3-3	3	March 31, 1991	vs Winnipeg	Rick Tabaracci
1991-92 (2; 1 3-Goal Game, 1 4-Goal Game)					
133. Vincent Damphousse	1-1	4	December 14, 1991	vs Winnipeg	Stephane Beauregard
134. Joe Murphy	1-1	3	January 13, 1992	at Minnesota	Jon Casey
1992-93 (1; 1 3-Goal Game)					
135. Kelly Buchberger	1-1	3	January 31, 1993	at Buffalo	Tom Draper
1993-94 (2; 2 3-Goal Games)					
136. Shayne Corson	1-1	3	November 15, 1993	at Toronto	Felix Potvin
137. Brent Grieve	1-1	3	February 25, 1994	vs Los Angeles	Robb Stauber
1994-95 (2; 2 3-Goal Games)					
138. Jason Arnott	1-1	3	March 20, 1995	vs Calgary	Andrei Trefilov
139. David Oliver	1-1	3	March 22, 1995	at Dallas	Andy Moog
1995-96 (2; 2 3-Goal Games)					
140. Doug Weight	1-1	3	November 20, 1995	vs Colorado	Stephane Fiset
141. Jason Arnott	1-2	3	March 23, 1996	at Montreal	Jocelyn Thibault



PLAYER	NO	GOALS	DATE	OPPONENT	GOALTENDER(S)
1996-97 (4; 4 3-Goal Games)					
142. Ryan Smyth	1-1	3	October 8, 1996	at Toronto	Felix Potvin (2), ENG (1)
143. Rem Murray	1-1	3	October 24, 1996	at Los Angeles	Stephane Fiset (2), Byron Dafeo (1)
144. Mariusz Czerkawski	1-1	3	November 7, 1996	vs Boston	Scott Bailey
145. Mariusz Czerkawski	2-2	3	February 19, 1997	vs Toronto	Felix Potvin
1997-98 (0; None)					
1998-99 (2; 2 3-Goal Games)					
146. Alexander Selivanov	1-1	3	February 17, 1999	at Anaheim	Guy Hebert (2), Dominic Roussel (1)
147. Mike Grier	1-1	3	March 20, 1999	vs Vancouver	Garth Snow
1999-00 (5; 4 3-Goal Games, 1 4-Goal Game)					
148. Alexander Selivanov	1-2	4	November 14, 1999	at Chicago	Steve Passmore
149. Georges Laraque	1-1	3	February 21, 2000	vs Los Angeles	Stephane Fiset
150. Ryan Smyth	1-2	3	March 13, 2000	at Atlanta	Norm Maracle
151. Boyd Devereaux	1-1	3	March 17, 2000	vs Ottawa	Patrick Lalime
152. Alexander Selivanov	2-3	3	April 8, 2000	at Calgary	Fred Brathwaite (1), Grant Fuhr (1), ENG (1)
2000-01 (2; 2 3-Goal Games)					
153. Ryan Smyth	1-3	3	November 14, 2000	vs St. Louis	Roman Turek (2), ENG (1)
154. Ryan Smyth	2-4	3	January 13, 2001	vs Ottawa	Patrick Lalime (2), ENG (1)
2001-02 (0; None)					
2002-03 (1; 1 3-Goal Game)					
155. Fernando Pisani	1-1	3	March 22, 2003	vs Washington	Olaf Kolzig
2003-04 (0; None)					
2005-06 (2; 2 3-Goal Games)					
156. Shawn Horcoff	1-1	3	January 10, 2006	at Pittsburgh	Marc-Andre Fleury
157. Marc-Andre Bergeron	1-1	3	January 14, 2006	vs Ottawa	Dominik Hasek
2006-07 (1; 1 3-Goal Game)					
158. Ryan Smyth	1-5	3	October 12, 2006	vs San Jose	Evgeni Nabokov
2007-08 (0; None)					
2008-09 (3; 3 3-Goal Games)					
159. Erik Cole	1-1	3	January 13, 2009	at Washington	Jose Theodore (2), ENG (1)
160. Ethan Moreau	1-1	3	January 18, 2009	vs Phoenix	Ilya Bryzgalov (2), ENG (1)
161. Sam Gagner	1-1	3	March 19, 2009	at Colorado	Peter Budaj
2009-10 (0; None)					
2010-11 (1; 1 3-Goal Game)					
162. Taylor Hall	1-1	3	February 19, 2011	vs Atlanta	Chris Mason
2011-12 (5; 4 3-Goal Games; 1 4-Goal Game)					
163. Ryan Nugent-Hopkins	1-1	3	October 15, 2011	vs Vancouver	Roberto Luongo
164. Taylor Hall	1-2	3	November 19, 2011	vs Chicago	Ray Emery
165. Ryan Jones	1-1	3	December 2, 2011	vs Columbus	Curtis Sanford
166. Sam Gagner	1-2	4	February 2, 2012	vs Chicago	Corey Crawford
167. Ales Hemsky	1-1	3	March 20, 2012	at Nashville	Anders Lindback
2012-13 (2; 2 3-Goal Games)					
168. Taylor Hall	1-3	3	March 30, 2013	vs. Vancouver	Corey Schneider (2), Roberto Luongo (1)
169. Nail Yakupov	1-1	3	April 27, 2013	vs. Vancouver	Roberto Luongo (3)
2013-14 (2; 2 3-Goal Games)					
170. Taylor Hall	1-4	3	December 5, 2013	vs. Colorado	Semyon Varlamov (3)
171. David Perron	1-2	3	January 27, 2014	at Vancouver	Roberto Luongo (3)
2014-15 (2; 2 3-Goal Games)					
172. Ryan Nugent-Hopkins	1-2	3	March 8, 2015	at Carolina	Cam Ward (3)



EDMONTON OILERS ALL-TIME REGULAR SEASON GOALTENDING RECORDS (1979-80 TO 2014-15)

GOALTENDER	GPI	MINS	GA	EN	SO	GAA.	W-L-O/T	PCT.
Richard Bachman	10	456	22	1	1	2.20	3-4-1	.300
Marco Baron	1	33	2	0	0	3.64	0-1-0	.000
Fred Brathwaite	40	1876	110	2	0	3.52	5-17-4	.269
Laurent Brossoit	1	60	2	0	0	2.00	0-1-0	.961
Ilya Bryzgalov	20	1135	57	0	1	3.01	5-8-6	.400
Tyler Bunz	1	20	3	0	0	9.00	0-0-0	.750
Ty Conklin	60	3156	131	5	2	2.49	27-19-5	.578
Jim Corsi	26	1366	83	3	0	3.65	8-14-3	.380
Wayne Cowley	1	57	3	0	0	3.16	0-1-0	.000
Don Cutts	6	269	16	1	0	3.57	1-2-1	.375
Yann Danis	1	32	2	0	0	3.75	0-0-0	.000
Jeff Deslauriers	58	3337	182	4	3	3.27	20-31-4	.400
Devan Dubnyk	139	7891	365	4	6	2.78	50-59-23	.610
Dave Dryden	14	744	53	2	0	4.27	2-7-3	.292
Bob Dupuis	1	60	4	1	0	4.00	0-1-0	.000
Gary Edwards	15	729	44	0	0	3.62	5-3-4	.583
Bob Essensa	74	3784	172	7	1	2.73	22-28-7	.447
Randy Exelby	1	60	5	1	0	5.00	0-1-0	.000
Viktor Fasth	33	1732	94	3	0	2.85	9-18-4	.273
Norm Foster	10	439	20	0	0	2.73	5-3-0	.625
Grant Fuhr	423	23910	1470	20	9	3.69	226-117-54	.637
Joaquin Gage	23	1076	67	2	0	3.74	4-12-1	.265
Mathieu Garon	62	3473	161	6	4	2.78	32-26-1	.551
Martin Gerber	3	185	4	0	0	1.30	3-0-0	1.000
Mike Greenlay	2	20	4	0	0	12.00	0-0-0	—
Peter Ing	12	463	33	1	0	4.28	3-4-0	.429
Curtis Joseph	177	10168	492	13	14	2.90	76-76-20	.500
Nikolai Khabibulin	117	6735	337	2	5	3.00	33-67-14	.407
Jason LaBarbera	7	348	19	0	0	3.28	1-3-0	.143
Peter LoPresti	2	105	8	1	0	4.57	0-1-0	.000
Ron Low	67	3570	240	5	0	4.03	30-23-5	.560
Jussi Markkanen	102	5365	244	8	5	2.73	35-35-14	.500
Lindsay Middlebrook	1	60	3	0	0	3.00	1-0-0	1.000
Mike Minard	1	60	3	0	0	3.00	1-0-0	1.000
Eddie Mio	77	4104	275	6	1	4.02	25-28-14	.478
Andy Moog	235	12901	777	10	4	3.61	143-53-21	.707
Mike Morrison	21	892	42	0	0	2.83	10-4-2	.688
Steve Passmore	6	362	17	1	0	2.82	1-4-1	.250
Bill Ranford	449	25004	1463	30	8	3.51	167-193-54	.469
Daryl Reaugh	7	236	19	1	0	4.83	1-2-0	.333
Eldon Reddick	13	724	40	2	0	3.31	5-6-2	.462
Dwayne Roloson	193	11032	512	19	6	2.78	78-82-24	.489
Dominic Roussel	8	348	21	1	0	3.62	1-4-0	.200
Tommy Salo	334	19564	796	15	23	2.44	147-128-51	.529
Ben Scrivens	78	4463	232	6	2	3.05	24-37-12	.308
Mikhail Shtalenkov	34	1819	81	2	3	2.67	12-17-3	.422
Warren Skorodenski	3	61	7	0	0	6.89	0-0-0	—
Kari Tako	11	529	37	0	0	4.20	4-4-0	.500
Ron Tugnutt	29	1462	103	2	0	4.23	10-13-2	.440
Stephen Valiquette	1	14	2	0	0	8.57	0-0-0	—
Mike Zanier	3	185	12	0	0	3.89	1-1-1	.500
TOTALS	3045	168,561	9152	198	101	3.01	1247-1146-394	.410



EDMONTON OILERS CAREER GOALTENDING LEADERS (1979-80 TO 2014-15)

GAMES PLAYED

Bill Ranford	449
Grant Fuhr	423
Tommy Salo	334
Andy Moog	235
Dwayne Roloson	193
Curtis Joseph	177
Devan Dubnyk	171
Nikolai Khabibulin	117
Jussi Markkanen	102
Eddie Mio	77
Bob Essensa	74

MINUTES PLAYED

Bill Ranford	25004
Grant Fuhr	23910
Tommy Salo	19564
Andy Moog	12901
Dwayne Roloson	11032
Curtis Joseph	10168
Devan Dubnyk	9569
Nikolai Khabibulin	6735
Jussi Markkanen	5365
Eddie Mio	4104
Bob Essensa	3784

GOALS AGAINST

Grant Fuhr	1470
Bill Ranford	1463
Tommy Salo	796
Andy Moog	777
Dwayne Roloson	512
Curtis Joseph	492
Devan Dubnyk	459
Nikolai Khabibulin	337
Eddie Mio	275
Jussi Markkanen	244
Ron Low	240

SHUTOUTS

Tommy Salo	23
Curtis Joseph	14
Grant Fuhr	9
Bill Ranford	8
Devan Dubnyk	8
Dwayne Roloson	6
Nikolai Khabibulin	5
Jussi Markkanen	5
Mathieu Garon	4
Andy Moog	4
Mikhail Shtalenkov	3
Jeff Deslauriers	3
Ty Conklin	2
Bob Essensa	1
Eddie Mio	1
Moog/Fuhr	1

GOALS AGAINST AVERAGE

(Minimum 1000 Minutes)

Tommy Salo	2.44
Ty Conklin	2.49
Mikhail Shtalenkov	2.67
Bob Essensa	2.73
Jussi Markkanen	2.73
Mathieu Garon	2.78
Dwayne Roloson	2.78
Devan Dubnyk	2.88
Curtis Joseph	2.90
Nikolai Khabibulin	3.00
Ben Scrivens	3.01
Ilya Bryzgalov	3.01
Jeff Deslauriers	3.27
Bill Ranford	3.51
Fred Brathwaite	3.52
Andy Moog	3.61

WINS

Grant Fuhr	226
Bill Ranford	167
Tommy Salo	147
Andy Moog	143
Dwayne Roloson	78
Curtis Joseph	76
Devan Dubnyk	61
Jussi Markkanen	35
Nikolai Khabibulin	33
Mathieu Garon	32
Ron Low	30

LOSSES

Bill Ranford	193
Tommy Salo	128
Grant Fuhr	117
Dwayne Roloson	82
Curtis Joseph	76
Devan Dubnyk	76
Nikolai Khabibulin	67
Andy Moog	53
Jussi Markkanen	35
Jeff Deslauriers	31
Bob Essensa	28

TIES

Grant Fuhr	54
Bill Ranford	54
Tommy Salo	51
Andy Moog	21
Curtis Joseph	20
Eddie Mio	14
Bob Essensa	7
Jussi Markkanen	7
Ron Low	5
Fred Brathwaite	4
Ty Conklin	4
Gary Edwards	4

WINNING PERCENTAGE

(Minimum 25 Decisions)

Andy Moog	.707
Grant Fuhr	.637
Devan Dubnyk	.610
Ty Conklin	.578
Ron Low	.560
Mathieu Garon	.551
Tommy Salo	.529
Curtis Joseph	.500
Jussi Markkanen	.500
Dwayne Roloson	.489
Eddie Mio	.478



EDMONTON OILERS YEARLY GOALTENDING LEADERS (1979-80 TO 2014-15)

GAMES PLAYED

SEASON	PLAYER	NO.
1979-80	Ed Mio	34
1980-81	Ed Mio	43
1981-82	Grant Fuhr	48
1982-83	Andy Moog	50
1983-84	Grant Fuhr	45
1984-85	Grant Fuhr	46
1985-86	Andy Moog	47
1986-87	Andy Moog	46
1987-88	Grant Fuhr	75
1988-89	Grant Fuhr	59
1989-90	Bill Ranford	56
1990-91	Bill Ranford	60
1991-92	Bill Ranford	67
1992-93	Bill Ranford	67
1993-94	Bill Ranford	71
1994-95	Bill Ranford	40
1995-96	Bill Ranford	37
1996-97	Curtis Joseph	72
1997-98	Curtis Joseph	71
1998-99	Bob Essensa	39
1999-00	Tommy Salo	70
2000-01	Tommy Salo	73
2001-02	Tommy Salo	69
2002-03	Tommy Salo	65
2003-04	Tommy Salo	44
2004-05	No Season - NHL Lockout	
2005-06	Jussi Markkanen	37
2006-07	Dwayne Roloson	68
2007-08	Mathieu Garon	47
2008-09	Dwayne Roloson	63
2009-10	Jeff Deslauriers	48
2010-11	Nikolai Khabibulin	47
2011-12	Devan Dubnyk	47
2012-13	Devan Dubnyk	38
2013-14	Devan Dubnyk	32
2014-15	Ben Scrivens	57

MINUTES PLAYED

SEASON	PLAYER	NO.
1979-80	Ed Mio	1711
1980-81	Ed Mio	2393
1981-82	Grant Fuhr	2847
1982-83	Andy Moog	2833
1983-84	Grant Fuhr	2625
1984-85	Grant Fuhr	2559
1985-86	Andy Moog	2664
1986-87	Andy Moog	2461
1987-88	Grant Fuhr	4304
1988-89	Grant Fuhr	3341
1989-90	Bill Ranford	3107
1990-91	Bill Ranford	3415
1991-92	Bill Ranford	3822
1992-93	Bill Ranford	3753
1993-94	Bill Ranford	4070
1994-95	Bill Ranford	2203
1995-96	Bill Ranford	2015
1996-97	Curtis Joseph	4100
1997-98	Curtis Joseph	4132
1998-99	Bob Essensa	2091
1999-00	Tommy Salo	4164
2000-01	Tommy Salo	4364
2001-02	Tommy Salo	4035
2002-03	Tommy Salo	3814
2003-04	Tommy Salo	2487
2004-05	No Season - NHL Lockout	

2005-06	Jussi Markkanen	2016
2006-07	Dwayne Roloson	3932
2007-08	Mathieu Garon	2658
2008-09	Dwayne Roloson	3597
2009-10	Jeff Deslauriers	2798
2010-11	Nikolai Khabibulin	2701
2011-12	Devan Dubnyk	2653
2012-13	Devan Dubnyk	2101
2013-14	Devan Dubnyk	1678
2014-15	Ben Scrivens	3228

WINS

SEASON	PLAYER	NO.
1979-80	Ed Mio	9
1980-81	Ed Mio	16
1981-82	Grant Fuhr	28
1982-83	Andy Moog	33
1983-84	Grant Fuhr	30
1984-85	Grant Fuhr	26
1985-86	Grant Fuhr	29
1986-87	Andy Moog	28
1987-88	Grant Fuhr	40
1988-89	Grant Fuhr	23
1989-90	Bill Ranford	24
1990-91	Bill Ranford	27
1991-92	Bill Ranford	27
1992-93	Bill Ranford	17
1993-94	Bill Ranford	22
1994-95	Bill Ranford	15
1995-96	Curtis Joseph	15
1996-97	Curtis Joseph	32
1997-98	Curtis Joseph	29
1998-99	Bob Essensa, Mikhail Shtalenkov	12
1999-00	Tommy Salo	27
2000-01	Tommy Salo	36
2001-02	Tommy Salo	30
2002-03	Tommy Salo	29
2003-04	Ty Conklin, Tommy Salo	17
2004-05	No Season - NHL Lockout	
2005-06	Jussi Markkanen	15
2006-07	Dwayne Roloson	27
2007-08	Mathieu Garon	26
2008-09	Dwayne Roloson	28
2009-10	Jeff Deslauriers	16
2010-11	Devan Dubnyk	12
2011-12	Devan Dubnyk	20
2012-13	Devan Dubnyk	14
2013-14	Devan Dubnyk	11
2014-15	Ben Scrivens	15

LOSSES

SEASON	PLAYER	NO.
1979-80	Jim Corsi	14
1980-81	Ed Mio	15
1981-82	Ron Low	7
1982-83	Grant Fuhr	12
1983-84	Grant Fuhr	10
1984-85	Andy Moog	9
1985-86	Andy Moog	9
1986-87	Grant Fuhr	13
1987-88	Grant Fuhr	24
1988-89	Grant Fuhr	26
1989-90	Bill Ranford	16
1990-91	Bill Ranford	27
1991-92	Bill Ranford	26
1992-93	Bill Ranford	38
1993-94	Bill Ranford	34



1994-95	Bill Ranford	20
1995-96	Bill Ranford	18
1996-97	Curtis Joseph	29
1997-98	Curtis Joseph	31
1998-99	Mikhail Shtalenkov	17
1999-00	Tommy Salo	28
2000-01	Tommy Salo	25
2001-02	Tommy Salo	28
2002-03	Tommy Salo	27
2003-04	Tommy Salo	18
2004-05	No Season - NHL Lockout	
2005-06	Jussi Markkanen	12
2006-07	Dwayne Roloson	34
2007-08	Mathieu Garon	18
2008-09	Dwayne Roloson	24
2009-10	Jeff Deslauriers	28
2010-11	Nikolai Khabibulin	32
2011-12	Devan Dubnyk, Nikolai Khabibulin	20
2012-13	Devan Dubnyk	16
2013-14	Devan Dubnyk	17
2014-15	Ben Scrivens	26

1983-84	Grant Fuhr, Andy Moog	1
1984-85	Grant Fuhr, Andy Moog	1
1985-86	Andy Moog	1
1986-87	None	0
1987-88	Grant Fuhr	4
1988-89	Grant Fuhr, Bill Ranford	1
1989-90	Grant Fuhr, Bill Ranford	1
1990-91	Grant Fuhr	1
1991-92	Bill Ranford	1
1992-93	Bill Ranford	1
1993-94	Bill Ranford	1
1994-95	Bill Ranford	2
1995-96	Bill Ranford	1
1996-97	Curtis Joseph	6
1997-98	Curtis Joseph	8
1998-99	Mikhail Shtalenkov	3
1999-00	Tommy Salo	2
2000-01	Tommy Salo	8
2001-02	Tommy Salo	6
2002-03	Tommy Salo	4
2003-04	Tommy Salo	3
2004-05	No Season - NHL Lockout	
2005-06	Ty Conklin, Dwayne Roloson	1
2006-07	Dwayne Roloson	4
2007-08	Mathieu Garon	4
2008-09	Dwayne Roloson	1
2009-10	Jeff Deslauriers	3
2010-11	Devan Dubnyk, Nikolai Khabibulin	2
2011-12	Devan Dubnyk, Nikolai Khabibulin	2
2012-13	Devan Dubnyk	2
2013-14	Devan Dubnyk	2
2014-15	Ben Scrivens, Richard Bachman	1

TIES/OVERTIME LOSSES

Ties – 1979-80 to 2004-05

Overtime Losses – 2005-06 to 2013-14

SEASON	PLAYER	NO.
1979-80	Ed Mio	5
1980-81	Ed Mio	9
1981-82	Grant Fuhr	14
1982-83	Andy Moog	7
1983-84	Grant Fuhr	4
1984-85	Grant Fuhr	7
1985-86	Andy Moog	7
1986-87	Grant Fuhr, Andy Moog	3
1987-88	Grant Fuhr	9
1988-89	Grant Fuhr	6
1989-90	Bill Ranford	9
1990-91	Grant Fuhr, Bill Ranford	3
1991-92	Bill Ranford	10
1992-93	Bill Ranford	6
1993-94	Bill Ranford	11
1994-95	Bill Ranford	3
1995-96	Bill Ranford	5
1996-97	Curtis Joseph	9
1997-98	Curtis Joseph	9
1998-99	Bob Essensa	6
1999-00	Tommy Salo	13
2000-01	Tommy Salo	12
2001-02	Tommy Salo	10
2002-03	Tommy Salo	8
2003-04	Tommy Salo	6
2004-05	No Season - NHL Lockout	
2005-06	Jussi Markkanen	6
2006-07	Dwayne Roloson	6
2007-08	Dwayne Roloson	5
2008-09	Dwayne Roloson	9
2009-10	Jeff Deslauriers	4
2010-11	Devan Dubnyk	8
2011-12	Nikolai Khabibulin	7
2012-13	Devan Dubnyk	6
2013-14	Ilya Bryzgalov	5
2014-15	Ben Scrivens	12

GOALS AGAINST

SEASON	PLAYER	NO.
1979-80	Ed Mio	120
1980-81	Ed Mio	155
1981-82	Grant Fuhr	157
1982-83	Andy Moog	167
1983-84	Grant Fuhr	171
1984-85	Grant Fuhr	165
1985-86	Andy Moog	164
1986-87	Andy Moog	144
1987-88	Grant Fuhr	246
1988-89	Grant Fuhr	213
1989-90	Bill Ranford	165
1990-91	Bill Ranford	182
1991-92	Bill Ranford	228
1992-93	Bill Ranford	240
1993-94	Bill Ranford	236
1994-95	Bill Ranford	133
1995-96	Bill Ranford	128
1996-97	Curtis Joseph	200
1997-98	Curtis Joseph	181
1998-99	Bob Essensa	96
1999-00	Tommy Salo	162
2000-01	Tommy Salo	179
2001-02	Tommy Salo	149
2002-03	Tommy Salo	172
2003-04	Tommy Salo	107
2004-05	No Season - NHL Lockout	
2005-06	Jussi Markkanen	105
2006-07	Dwayne Roloson	180
2007-08	Dwayne Roloson	119
2008-09	Dwayne Roloson	166
2009-10	Jeff Deslauriers	152
2010-11	Nikolai Khabibulin	153
2011-12	Devan Dubnyk	118
2012-13	Devan Dubnyk	90

SHUTOUTS

SEASON	PLAYER	NO.
1979-80	Ed Mio	1
1980-81	None	0
1981-82	None	0
1982-83	Andy Moog	1



2013-14	Devan Dubnyk	94	2004-05	No Season - NHL Lockout	
2014-15	Ben Scrivens	170	2005-06	Jussi Markkanen	3.13
EMPTY NET GOALS					
SEASON	PLAYER	NO.	SEASON	PLAYER	NO.
1979-80	Jim Corsi	3	2006-07	Dwayne Roloson	2.75
1980-81	Ed Mio	4	2007-08	Mathieu Garon	2.66
1981-82	Grant Fuhr, Ron Low, Andy Moog	2	2008-09	Dwayne Roloson	2.77
1982-83	Grant Fuhr	4	2009-10	Jeff Deslauriers	3.26
1983-84	Grant Fuhr, Andy Moog	2	2010-11	Devan Dubnyk	2.71
1984-85	Grant Fuhr, Andy Moog, Daryl Reaugh	1	2011-12	Nikolai Khabibulin	2.65
1985-86	Andy Moog	2	2012-13	Devan Dubnyk	2.57
1986-87	Andy Moog	2	2013-14	Devan Dubnyk	3.36
1987-88	Grant Fuhr	5	2014-15	Ben Scrivens	3.16
1988-89	Grant Fuhr	4	SHOTS AGAINST		
1989-90	Bill Ranford	5	SEASON	PLAYER	NO.
1990-91	Bill Ranford	5	1979-80	—	—
1991-92	Bill Ranford	5	1980-81	—	—
1992-93	Bill Ranford, Ron Tugnutt	2	1981-82	—	—
1993-94	Bill Ranford	8	1982-83	Andy Moog	1531
1994-95	Bill Ranford	2	1983-84	Grant Fuhr	1463
1995-96	Curtis Joseph	4	1984-85	Grant Fuhr	1426
1996-97	Bob Essensa, Curtis Joseph	3	1985-86	Andy Moog	1480
1997-98	Curtis Joseph	6	1986-87	Andy Moog	1218
1998-99	Bob Essensa, Mikhail Shtalenkov	2	1987-88	Grant Fuhr	2066
1999-00	None	0	1988-89	Grant Fuhr	1714
2000-01	Tommy Salo	5	1989-90	Bill Ranford	1463
2001-02	Tommy Salo	5	1990-91	Bill Ranford	1705
2002-03	Tommy Salo	4	1991-92	Bill Ranford	1971
2003-04	Ty Conklin	2	1992-93	Bill Ranford	2065
2004-05	No Season - NHL Lockout		1993-94	Bill Ranford	2325
2005-06	Ty Conklin	3	1994-95	Bill Ranford	1134
2006-07	Dwayne Roloson	9	1995-96	Bill Ranford	1024
2007-08	Mathieu Garon, Dwayne Roloson	5	1996-97	Curtis Joseph	2144
2008-09	Dwayne Roloson	4	1997-98	Curtis Joseph	1901
2009-10	Jeff Deslauriers	4	1998-99	Bob Essensa	974
2010-11	Nikolai Khabibulin	6	1999-00	Tommy Salo	1875
2011-12	Devan Dubnyk	7	2000-01	Tommy Salo	1856
2012-13	Devan Dubnyk	4	2001-02	Tommy Salo	1713
2013-14	Devan Dubnyk	3	2002-03	Tommy Salo	1708
2014-15	Ben Scrivens	6	2003-04	Ty Conklin	1024

GOALS AGAINST AVERAGE					
<i>(Minimum 25 games played)</i>					
SEASON	PLAYER	GAA.	SEASON	PLAYER	NO.
1979-80	Jim Corsi	3.65	2004-05	No Season - NHL Lockout	
1980-81	Ed Mio	3.89	2005-06	Jussi Markkanen	873
1981-82	Grant Fuhr	3.31	2006-07	Dwayne Roloson	1969
1982-83	Andy Moog	3.54	2007-08	Mathieu Garon	1359
1983-84	Andy Moog	3.77	2008-09	Dwayne Roloson	1953
1984-85	Andy Moog	3.30	2009-10	Jeff Deslauriers	1529
1985-86	Andy Moog	3.69	2010-11	Nikolai Khabibulin	1389
1986-87	Grant Fuhr	3.44	2011-12	Devan Dubnyk	1380
1987-88	Grant Fuhr	3.43	2012-13	Devan Dubnyk	1132
1988-89	Bill Ranford	3.50	2013-14	Devan Dubnyk	885
1989-90	Bill Ranford	3.19	2014-15	Ben Scrivens	1542
1990-91	Bill Ranford	3.20	SAVES		
1991-92	Bill Ranford	3.58	SEASON	PLAYER	NO.
1992-93	Bill Ranford	3.84	1979-80	—	—
1993-94	Bill Ranford	3.48	1980-81	—	—
1994-95	Bill Ranford	3.62	1981-82	—	—
1995-96	Curtis Joseph	3.44	1982-83	Andy Moog	1364
1996-97	Curtis Joseph	2.93	1983-84	Grant Fuhr	1292
1997-98	Curtis Joseph	2.63	1984-85	Andy Moog	1261
1998-99	Mikhail Shtalenkov	2.67	1985-86	Andy Moog	1316
1999-00	Tommy Salo	2.33	1986-87	Andy Moog	1074
2000-01	Tommy Salo	2.46	1987-88	Grant Fuhr	1820
2001-02	Tommy Salo	2.22	1988-89	Grant Fuhr	1501
2002-03	Tommy Salo	2.71	1989-90	Bill Ranford	1298
2003-04	Ty Conklin	2.42	1990-91	Bill Ranford	1523
			1991-92	Bill Ranford	1743
			1992-93	Bill Ranford	1825
			1993-94	Bill Ranford	2089
			1994-95	Bill Ranford	1001
			1995-96	Bill Ranford	896



1996-97	Curtis Joseph	1944
1997-98	Curtis Joseph	1720
1998-99	Bob Essensa	878
1999-00	Tommy Salo	1713
2000-01	Tommy Salo	1677
2001-02	Tommy Salo	1564
2002-03	Tommy Salo	1536
2003-04	Ty Conklin	917
2004-05	No Season - NHL Lockout	
2005-06	Jussi Markkanen	768
2006-07	Dwayne Roloson	1789
2007-08	Mathieu Garon	1241
2008-09	Dwayne Roloson	1787
2009-10	Jeff Deslauriers	1377
2010-11	Nikolai Khabibulin	1236
2011-12	Devan Dubnyk	1262
2012-13	Devan Dubnyk	1042
2013-14	Devan Dubnyk	791
2014-15	Ben Scrivens	1372

SAVE PERCENTAGE

Minimum 25 games played.

SEASON	PLAYER	PCT. (Saves-Shots)
1979-80	—	—
1980-81	—	—
1981-82	—	—
1982-83	Andy Moog	.891 (1364-1531)
1983-84	Grant Fuhr	.883 (1292-1463)
1984-85	Andy Moog	.894 (939-1050)
1985-86	Grant Fuhr	.890 (1153-1296)
1986-87	Andy Moog	.882 (1074-1218)
1987-88	Grant Fuhr	.881 (1820-2066)
1988-89	Bill Ranford	.877 (63-718)
1989-90	Bill Ranford	.887 (1298-1463)
1990-91	Bill Ranford	.893 (1523-1705)
1991-92	Bill Ranford	.884 (1743-1971)
1992-93	Bill Ranford	.884 (1825-2065)
1993-94	Bill Ranford	.898 (2089-2325)
1994-95	Bill Ranford	.883 (1001-1469)
1995-96	Curtis Joseph	.886 (860-971)
1996-97	Curtis Joseph	.907 (1944-2144)
1997-98	Curtis Joseph	.905 (1720-1901)
1998-99	Bob Essensa	.901 (878-974)
1999-00	Tommy Salo	.914 (1713-1875)
2000-01	Tommy Salo	.904 (1677-1856)
2001-02	Tommy Salo	.913 (1564-1713)
2002-03	Tommy Salo	.899 (1536-1708)
2003-04	Ty Conklin	.912 (875-959)
2004-05	No Season - NHL Lockout	
2005-06	Jussi Markkanen	.880 (768-873)
2006-07	Dwayne Roloson	.909 (1789-1969)
2007-08	Mathieu Garon	.913 (1241-1359)
2008-09	Dwayne Roloson	.915 (1787-1953)
2009-10	Jeff Deslauriers	.901 (1377-1529)
2010-11	Devan Dubnyk	.916 (1010-1103)
2011-12	Devan Dubnyk	.914 (1262-1380)
2012-13	Devan Dubnyk	.920 (1042-1132)
2013-14	Devan Dubnyk	.894 (791-885)
2014-15	Ben Scrivens	.890 (1372-1542)

ASSISTS

SEASON	PLAYER	NO.
1979-80	Jim Corsi	3
1980-81	Ed Mio	5
1981-82	Grant Fuhr	6
1982-83	Andy Moog	4
1983-84	Grant Fuhr	14
1984-85	Grant Fuhr	3
1985-86	Grant Fuhr, Andy Moog	2

1986-87	Grant Fuhr, Andy Moog	2
1987-88	Grant Fuhr	8
1988-89	Grant Fuhr	1
1989-90	Bill Ranford	2
1990-91	Bill Ranford	4
1991-92	Peter Ing, Bill Ranford	3
1992-93	Bill Ranford	3
1993-94	Bill Ranford	2
1994-95	Bill Ranford	2
1995-96	Curtis Joseph, Bill Ranford	1
1996-97	Curtis Joseph	2
1997-98	Curtis Joseph	2
1998-99	Bob Essensa, Steve Passmore	1
1999-00	Tommy Salo	1
2000-01	Tommy Salo	1
2001-02	Tommy Salo	1
2002-03	Jussi Markkanen	1
2003-04	Tommy Salo	1
2004-05	No Season - NHL Lockout	
2005-06	Jussi Markkanen, Dwayne Roloson	1
2006-07	Dwayne Roloson	3
2007-08	Dwayne Roloson	1
2008-09	Jeff Deslauriers, Dwayne Roloson	1
2009-10	Jeff Deslauriers	3
2010-11	Martin Gerber	1
2011-12	Devan Dubnyk	1
2012-13	—	0
2013-14	—	0
2014-15	Ben Scrivens	1

PENALTY MINUTES

SEASON	PLAYER	NO.
1979-80	Jim Corsi, Don Cutts	6
1980-81	Ed Mio	6
1981-82	Grant Fuhr	6
1982-83	Andy Moog	16
1983-84	Grant Fuhr	8
1984-85	Andy Moog	6
1985-86	Andy Moog	8
1986-87	Andy Moog	8
1987-88	Grant Fuhr	16
1988-89	Grant Fuhr	6
1989-90	Bill Ranford	18
1990-91	Bill Ranford	6
1991-92	Bill Ranford	4
1992-93	Bill Ranford	10
1993-94	Bill Ranford	2
1994-95	Bill Ranford	2
1995-96	Curtis Joseph	4
1996-97	Curtis Joseph	20
1997-98	Curtis Joseph	4
1998-99	Steve Passmore, Mikhail Shtalenkov	2
1999-00	Tommy Salo	8
2000-01	Tommy Salo	4
2001-02	Tommy Salo	2
2002-03	Tommy Salo	4
2003-04	Ty Conklin	17
2004-05	No Season - NHL Lockout	
2005-06	Ty Conklin, Mike Morrison, Dayne Roloson	2
2006-07	Dwayne Roloson	12
2007-08	Mathieu Garon	8
2008-09	Dwayne Roloson	10
2009-10	Jeff Deslauriers	8
2010-11	Nikolai Khabibulin	12
2011-12	—	0
2012-13	—	0
2013-14	Ben Scrivens, Devan Dubnyk	6
2014-15	Ben Scrivens	4



OILERS ALL-TIME SHUTOUTS (1979-80 TO 2014-15)

REGULAR SEASON (TOTAL: 97)

NO	GOALTENDER	DATE	OPPONENT	SCORE	SAVES		
23	Tommy Salo	January 19, 2000	vs Calgary	7-0	24		
		March 13, 2000	at Atlanta	3-0	24		
		November 3, 2000	vs Minnesota	3-0	20		
		November 14, 2000	vs St. Louis	3-0	29		
		November 19, 2000	vs Calgary	2-0	23		
		December 6, 2000	vs Nashville	4-0	18		
		February 20, 2001	vs Los Angeles	5-0	21		
		March 7, 2001	vs Toronto	4-0	25		
		March 9, 2001	at Buffalo	4-0	28		
		March 21, 2001	at Los Angeles	7-0	28		
		October 9, 2001	vs Chicago	1-0	11		
		November 4, 2001	at Minnesota	2-0	20		
		November 9, 2001	at Columbus	3-0	23		
		November 20, 2001	vs St. Louis	2-0	24		
		March 24, 2002	at Vancouver	2-0	22		
		April 10, 2002	vs Phoenix	3-0	23		
		November 15, 2002	vs St. Louis	5-0	29		
		November 30, 2002	vs Colorado	1-0	22		
		December 8, 2002	at Atlanta	3-0	15		
		January 16, 2003	vs Los Angeles	2-0	22		
		January 10, 2004	at Philadelphia	3-0	26		
		January 15, 2004	vs Anaheim	1-0	28		
		January 20, 2004	vs Dallas	3-0	16		
		14	Curtis Joseph	October 6, 1996	vs Vancouver	2-0	35
				November 7, 1996	at Boston	6-0	25
				November 13, 1996	at Ottawa	4-0	28
				December 10, 1996	at Detroit	0-0 (OT)	52
				January 15, 1997	vs Florida	4-0	40
				January 31, 1997	vs NY Islanders	1-0	24
				November 20, 1997	at St. Louis	3-0	22
				November 21, 1997	at Ottawa	1-0	26
				December 17, 1997	vs Chicago	0-0 (OT)	28
				February 2, 1998	vs Los Angeles	1-0	30
March 11, 1998	at Tampa Bay			2-0	20		
March 13, 1998	at Florida			4-0	23		
March 21, 1998	vs St. Louis			2-0	20		
April 9, 1998	at Los Angeles			4-0	14		
9	Grant Fuhr			December 30, 1983	vs Boston	2-0	36
				November 17, 1984	vs Vancouver	7-0	20
				November 7, 1987	vs Buffalo	5-0	26
		December 9, 1987	vs Winnipeg	2-0	28		
		December 30, 1987	vs Philadelphia	6-0	23		
		March 7, 1988	at Winnipeg	6-0	21		
		March 1, 1989	vs Montreal	3-0	23		
		November 17, 1989	vs Buffalo	3-0	30		
		February 18, 1991	at New Jersey	4-0	27		
		8	Bill Ranford	January 8, 1989	vs Calgary	6-0	35
December 19, 1989	at Minnesota			5-0	22		
December 1, 1991	vs Vancouver			7-0	33		
February 12, 1993	vs San Jose			6-0	28		
December 27, 1993	vs Winnipeg			6-0	24		
February 12, 1995	vs Anaheim			2-0	29		
April 19, 1995	vs Los Angeles			2-0	28		
November 22, 1995	vs Anaheim			2-0	31		



8	Devan Dubnyk	February 7, 2011	@ Nashville	4-0	37
		April 5, 2011	vs Vancouver	2-0	26
		February 23, 2012	vs Philadelphia	2-0	35
		March 14, 2012	vs Columbus	3-0	22
		March 12, 2013	at Colorado	4-0	29
		March 30, 2013	vs. Vancouver	4-0	17
		November 19, 2013	vs. Columbus	7-0	14
		December 27, 2013	at Calgary	2-0	27
6	Dwayne Roloson	March 30, 2006	vs Los Angeles	4-0	20
		October 28, 2006	vs Washington	4-0	19
		December 4, 2006	at Vancouver	4-0	36
		December 8, 2006	at Dallas	2-0	22
		February 22, 2007	at Columbus	4-0	28
		December 13, 2008	vs Vancouver	3-0	23
5	Nikolai Khabibulin	October 7, 2010	vs Calgary	4-0	37
		December 2, 2010	at Toronto	5-0	33
		October 22, 2011	vs NY Rangers	2-0	19
		November 3, 2011	at Los Angeles	3-0	19
		March 26, 2013	at St. Louis	3-0	36
5	Jussi Markkanen	November 28, 2001	at Anaheim	2-0	27
		March 4, 2002	at Buffalo	3-0	25
		December 7, 2002	at Florida	4-0	22
		January 8, 2003	at Anaheim	1-0	32
		March 28, 2003	vs Columbus	4-0	26
4	Mathieu Garon	November 14, 2007	at Vancouver	1-0	29
		December 2, 2007	at Anaheim	4-0	25
		January 7, 2008	vs NY Islanders	4-0	35
		February 4, 2008	vs Calgary	5-0	24
4	Andy Moog	February 27, 1983	vs Winnipeg	3-0	25
		November 18, 1983	vs Buffalo	7-0	29
		October 30, 1984	vs Vancouver	7-0	25
		November 8, 1985	vs Vancouver	13-0	29
3	Jeff Deslauriers	November 23, 2009	vs Phoenix	4-0	36
		February 3, 2010	vs Philadelphia	1-0	33
		March 7, 2010	vs New Jersey	2-0	22
3	Mikhail Shtalenkov	November 25, 1998	vs Colorado	3-0	26
		December 27, 1998	vs Vancouver	3-0	25
		January 30, 1999	vs Anaheim	1-0	22
2	Ben Scrivens	January 29, 2014	vs. San Jose	3-0	59
		October 27, 2014	vs. Montreal	3-0	29
2	Ty Conklin	November 13, 2003	at Minnesota	2-0	22
		January 3, 2006	vs Chicago	5-0	23
1	Bob Essensa	December 23, 1996	at Vancouver	7-0	26
1	Eddie Mio	December 9, 1979	vs Hartford	3-0	30
1	Moog/Fuhr	January 8, 1985	at Quebec	4-0	10/18
1	Ilya Bryzgalov	November 28, 2013	vs Nashville	3-0	33
1	Richard Bachman	March 27, 2015	vs. Dallas	4-0	29

PLAYOFFS (TOTAL: 12)

5	Curtis Joseph	April 18, 1997	at Dallas	4-0	25
		April 25, 1997	at Dallas	1-0 (OT)	43
		May 2, 1998	vs Colorado	2-0	31
		May 4, 1998	at Colorado	4-0	31
		May 9, 1998	at Dallas	2-0	15
3	Bill Ranford	April 18, 1990	vs Los Angeles	7-0	25
		April 28, 1992	vs Los Angeles	3-0	26
		May 12, 1992	vs Vancouver	3-0	26
2	Grant Fuhr	May 10, 1984	at NY Islanders	1-0	34
		April 8, 1989	vs Los Angeles	4-0	26
1	Jussi Markkanen	June 17, 2006	vs Carolina	4-0	16
1	Dwayne Roloson	May 17, 2006	vs San Jose	2-0	24



ALL-TIME SHUTOUTS VS. OILERS (1979-80 TO 2014-15)

REGULAR SEASON (TOTAL: 106)

NO	GOALTENDER	DATE	OPPONENT	SCORE	SAVES
4	Craig Anderson	December 11, 2008	vs Florida	2-0	41
		October 27, 2009	vs Colorado	3-0	25
		January 18, 2010	at Colorado	6-0	24
4	Niklas Backstrom	February 6, 2010	at Colorado	3-0	20
		April 3, 2007	at Minnesota	3-0	25
		April 5, 2007	at Minnesota	3-0	22
		October 10, 2007	at Minnesota	2-0	21
4	Bob Essensa	March 22, 2009	at Minnesota	3-0	31
		October 31, 1990	vs Winnipeg	1-0 (OT)	34
		March 23, 1991	vs Winnipeg	3-0	26
4	Chris Osgood	November 23, 1991	vs Winnipeg	4-0	36
		April 15, 1993	at Winnipeg	3-0	31
		October 13, 1995	at Detroit	9-0	17
		October 9, 1996	at Detroit	2-0	18
4	Patrick Roy	December 10, 1996	at Detroit	0-0 (OT)	21
		March 30, 2004	at St. Louis	1-0	18
		November 18, 1991	at Montreal	1-0	12
		December 4, 1996	at Colorado	2-0	36
4	Marty Turco	October 5, 1997	at Colorado	3-0	34
		November 24, 2001	at Colorado	2-0	11
		December 7, 2001	at Dallas	5-0	24
		October 15, 2002	at Dallas	2-0	21
3	Ed Belfour	November 7, 2005	at Dallas	4-0	16
		November 17, 2010	vs Chicago	5-0	18
		November 7, 1993	at Chicago	3-0	23
		February 1, 1995	vs Chicago	7-0	22
3	Curtis Joseph	January 31, 1996	vs Chicago	4-0	35
		February 20, 1995	at St. Louis	4-0	21
		March 7, 2000	vs Toronto	2-0	33
3	Mikka Kiprusoff	February 27, 2007	vs Phoenix	3-0	26
		October 15, 2005	at Calgary	1-0	33
		January 20, 2007	vs Calgary	4-0	32
3	Kirk McLean	December 10, 2011	at Calgary	3-0	21
		March 16, 1989	at Vancouver	3-0	22
		November 21, 1992	at Vancouver	9-0	27
3	Jaroslav Halak	October 13, 1997	at Vancouver	3-0	33
		March 24, 2011	at St. Louis	4-0	12
		January 19, 2012	at St. Louis	1-0	15
3	Jonas Hiller	March 23, 2013	vs. St. Louis	3-0	19
		February 13, 2011	vs Anaheim	4-0	12
		January 13, 2012	vs Anaheim	5-0	33
3	Roberto Luongo	April 4, 2015	vs. Calgary	4-0	27
		October 25, 2009	at Vancouver	2-0	27
		April 7, 2012	at Vancouver	3-0	17
2	Don Beaupre	December 13, 2013	at Vancouver	4-0	19
		March 11, 1986	at Minnesota	4-0	27
		October 28, 1990	vs Washington	1-0	31
2	Sean Burke	January 15, 1989	at New Jersey	1-0	26
		February 9, 2001	at Phoenix	2-0	38
2	Byron Dafoe	February 9, 1999	vs Boston	2-0	31
		November 6, 2001	at Boston	1-0 (OT)	20
2	Jeff Hackett	December 17, 1997	vs Chicago	0-0 (OT)	30
		March 24, 1999	vs Montreal	2-0	32



2	Dominik Hasek	March 27, 1998	vs Buffalo	1-0	20
		November 8, 2006	at Detroit	3-0	16
2	Johan Hedberg	January 19, 2002	vs Pittsburgh	1-0	25
		October 11, 2003	at Vancouver	3-0	14
2	Jimmy Howard	November 11, 2011	at Detroit	3-0	24
		March 7, 2013	at Detroit	3-0	22
2	Martin Jones	December 17, 2013	at Los Angeles	3-0	24
		April 10, 2014	vs. Los Angeles	3-0	17
2	Jonas Hiller	February 13, 2011	vs Anaheim	4-0	12
		January 13, 2012	vs Anaheim	5-0	33
2	Nikolai Khabibulin	November 26, 1995	at Winnipeg	4-0	34
		October 22, 2008	at Chicago	3-0	23
2	Olaf Kolzig	December 16, 2000	at Washington	4-0	14
		January 11, 2004	at Washington	1-0	26
2	Patrick Lalime	January 11, 2003	vs Ottawa	2-0	20
		February 13, 2003	at Ottawa	2-0	24
2	Evgeni Nabokov	March 11, 2007	at San Jose	3-0	22
		January 29, 2008	vs San Jose	3-0	13
2	Daren Puppa	November 1, 1985	vs Buffalo	2-0	37
		January 3, 1996	vs Tampa Bay	5-0	28
2	Pekka Rinne	March 8, 2013	at Nashville	6-0	22
		November 27, 2014	at Nashville	1-0 (OT)	37
2	Corey Schneider	April 4, 2013	at Vancouver	4-0	16
		November 21, 2014	vs. New Jersey	2-0	29
2	Tommy Soderstrom	January 10, 1993	at Philadelphia	4-0	29
		February 25, 1996	at NY Islanders	2-0	25
2	Tim Thomas	February 13, 2007	at Boston	3-0	32
		October 27, 2008	vs Boston	1-0 (OT)	27
2	Roman Turek	October 3, 2001	at Calgary	1-0	24
		April 12, 2002	vs Calgary	1-0	36
2	Jimmy Howard	November 11, 2011	at Detroit	3-0	24
		March 7, 2013	at Detroit	3-0	22
2	Martin Jones	December 17, 2013	at Los Angeles	3-0	24
		April 10, 2014	vs. Los Angeles	3-0	17
1	Jonathon Bernier	March 29, 2011	vs Los Angeles	2-0	32
1	Ben Bishop	February 25, 2011	vs St. Louis	5-0	39
1	Gary Bromley	April 1, 1980	at Vancouver	5-0	22
1	Ilya Bryzgalov	November 23, 2010	at Phoenix	5-0	23
1	Roman Cechmanek	November 9, 2000	at Philadelphia	2-0	28
1	Dan Cloutier	December 20, 2003	vs Vancouver	3-0	24
1	Ty Conklin	November 17, 2008	at Detroit	4-0	21
1	Devan Dubnyk	February 20, 2015	vs. Minnesota	4-0	15
1	Brian Elliott	December 21, 2013	vs. St. Louis	6-0	23
1	Victor Fasth	April 22, 2013	vs. Anaheim	3-0	20
1	Wade Flaherty	April 7, 1995	at San Jose	5-0	26
1	Marc-Andre Fleury	February 4, 2015	vs. Pittsburgh	2-0	22
1	Manny Fernandez	December 3, 2003	vs Minnesota	1-0	34
1	Jean-Sebastien Giguere	April 5, 2002	at Anaheim	2-0	26
1	Mario Gosselin	October 27, 1987	at Quebec	5-0	21
1	Josh Harding	March 1, 2007	vs Minnesota	5-0	30
1	Guy Hebert	April 3, 1996	at Anaheim	1-0	27
1	Braden Holtby	March 9, 2011	at Washington	5-0	22
1	Kelly Hrudey	March 26, 1991	at Los Angeles	2-0	33
1	Arturs Irbe	December 15, 1998	at Carolina	3-0	29
1	Chad Johnson	February 1, 2014	at Boston	4-0	22
1	Darcy Kuemper	February 27, 2014	vs. Minnesota	3-0	21
1	Manny Legace	April 11, 2006	at Detroit	2-0	20



1	Henrik Lundqvist	December 14, 2014	vs. N.Y. Rangers	2-0	16
1	Kari Lehtonen	November 13, 2013	vs. Dallas	3-0	22
1	Clint Malarchuk	January 2, 1988	at Washington	2-0	28
1	Peter Mrazek	November 2, 2013	vs. Detroit	5-0	14
1	Steve Mason	February 26, 2009	vs Columbus	1-0	19
1	Jamie McLennan	October 14, 2003	at Calgary	1-0	19
1	Greg Millen	February 12, 1984	at Hartford	11-0	28
1	Ryan Miller	October 17, 2014	vs. Vancouver	2-0	28
1	Andy Moog	October 20, 1989	vs Boston	3-0	11
1	Fredrik Norrena	December 2, 2006	vs Columbus	4-0	23
1	Jonathan Quick	April 2, 2012	at Los Angeles	2-0	19
1	Andre Racicot	January 2, 1991	vs Montreal	3-0	24
1	James Reimer	October 29, 2013	vs. Toronto	4-0	43
1	Tuukka Rask	October 31, 2009	at Boston	2-0	19
1	Jeff Reese	October 25, 1992	vs Calgary	4-0	21
1	Mike Richter	February 27, 1993	vs NY Rangers	1-0	29
1	Dwayne Roloson	February 13, 2004	at Minnesota	3-0	28
1	Bob Sauve	October 15, 1980	at Buffalo	2-0	15
1	Richard Sevigny	January 12, 1981	at Montreal	5-0	20
1	Steve Shields	April 3, 2000	vs San Jose	1-0	20
1	Mikhail Shtalenkov	February 27, 1998	vs Anaheim	4-0	26
1	Al Smith	November 17, 1979	at Hartford	4-0	23
1	Billy Smith	March 12, 1981	vs NY Islanders	5-0	36
1	Cam Talbot	March 30, 2014	vs. N.Y. Rangers	5-0	26
1	Jocelyn Thibault	February 8, 2003	vs Chicago	3-0	29
1	Mike Vernon	February 4, 1998	vs San Jose	3-0	21
1	Tomas Vokoun	March 24, 2007	vs Nashville	4-0	26



OILERS PENALTY SHOTS (1979-80 TO 2014-15)

REGULAR SEASON

PLAYER	DATE	OPPONENT	GOALTENDER	RESULT
Stan Weir	March 29, 1980	at Toronto	Mike Palmateer	GOAL
Wayne Gretzky	February 6, 1981	vs Winnipeg	Pierre Hamel	No Goal
Dave Lumley	December 2, 1981	at Quebec	Dan Bouchard	GOAL
Wayne Gretzky	January 16, 1982	at Toronto	Michel Larocque	No Goal
Wayne Gretzky	November 24, 1982	vs Washington	Pat Riggan	No Goal
Wayne Gretzky	January 19, 1983	vs Vancouver	Richard Brodeur	GOAL
Ken Linseman	October 26, 1983	at Toronto	Rick St. Croix	No Goal
Craig MacTavish	December 23, 1988	vs Calgary	Mike Vernon	GOAL
Jeff Beukeboom	October 6, 1990	vs Winnipeg	Rick Tabaracci	No Goal
Ken Linseman	January 9, 1991	at Detroit	Tim Cheveldae	No Goal
Scott Pearson	November 20, 1993	vs Toronto	Damian Rhodes	No Goal
Roman Oksiuta	February 4, 1994	vs Chicago	Ed Belfour	No Goal
Doug Weight	January 3, 1996	vs Tampa Bay	Daren Puppa	No Goal
Dean McAmmond	January 5, 1996	vs Florida	Mark Fitzpatrick	No Goal
Todd Marchant	November 13, 1996	at Ottawa	Damian Rhodes	No Goal
Todd Marchant	January 26, 1997	at Washington	Olaf Kolzig	No Goal
Doug Weight	October 8, 1997	vs NY Rangers	Mike Richter	GOAL
Anson Carter	November 11, 2001	at Carolina	Tom Barrasso	No Goal
Mike Comrie	December 28, 2002	vs Toronto	Ed Belfour	No Goal
Mike Comrie	April 3, 2003	vs San Jose	Vesa Toskala	No Goal
Ryan Smyth	March 4, 2004	at St. Louis	Chris Osgood	No Goal
Ryan Smyth	November 4, 2005	at St. Louis	Patrick Lalime	GOAL
Ryan Smyth	December 30, 2005	vs Nashville	Tomas Vokun	GOAL
Jarret Stoll	December 10, 2006	at Chicago	Nikolai Khabibulin	GOAL
Marc Pouliot	February 17, 2007	at Toronto	Andrew Raycroft	GOAL
Kyle Brodziak	January 3, 2008	at Nashville	Dan Ellis	No Goal
Sam Gagner	October 25, 2008	at Vancouver	Roberto Luongo	No Goal
Mike Comrie	March 9, 2010	vs Ottawa	Brian Elliott	No Goal
Magnus Paajarvi	December 12, 2010	vs Vancouver	Roberto Luongo	No Goal
Andrew Cogliano	March 17, 2011	vs Phoenix	Ilya Bryzgalov	No Goal
Teemu Hartikainen	April 2, 2011	@ Vancouver	Cory Schneider	No Goal
Taylor Hall	December 22, 2011	vs Minnesota	Nicklas Backstrom	No Goal
Shawn Horcoff	February 23, 2012	vs Philadelphia	Ilya Bryzgalov	No Goal
Taylor Hall	February 4, 2013	vs Vancouver	Roberto Luongo	No Goal
Sam Gagner	November 10, 2013	at Chicago	Corey Crawford	No Goal
Taylor Hall	October 20, 2014	vs Tampa Bay	Ben Bishop	GOAL
Jordan Eberle	November 27, 2014	at Nashville	Pekka Rinne	No Goal
Andrew Miller	March 27, 2015	vs Dallas	Kari Lehtonen	GOAL

PLAYOFFS

Wayne Gretzky	April 28, 1984	at Minnesota	Don Beaupre	GOAL
Petr Klima	May 18, 1990	at Boston	Rejean Lemelin	No Goal
Chris Pronger	June 5, 2006	at Carolina	Cam Ward	GOAL

SUMMARY: 38 penalty shots have resulted in 11 goals (Home 6 for 21; Road 5 for 16).



PENALTY SHOTS VS OILERS (1979-80 TO 2014-15)

REGULAR SEASON

PLAYER	DATE	OPPONENT	GOALTENDER	RESULT
Mike Foligno	March 26, 1980	at Detroit	Ron Low	No Goal
Ron Duguay	January 9, 1984	at Detroit	Grant Fuhr	No Goal
Brent Peterson	January 13, 1984	at Buffalo	Grant Fuhr	No Goal
Rocky Trottier	December 17, 1984	at New Jersey	Andy Moog	GOAL
Claude Loiselle	October 28, 1989	at Quebec	Bill Ranford	No Goal
Tom Kurvers	March 10, 1990	at Toronto	Bill Ranford	No Goal
Greg Adams	December 1, 1991	vs Vancouver	Bill Ranford	No Goal
Alexander Mogilny	January 10, 1992	at Buffalo	Bill Ranford	No Goal
Mario Lemieux	March 17, 1992	at Pittsburgh	Bill Ranford	No Goal
Dave Gagner	October 28, 1992	vs Minnesota	Bill Ranford	No Goal
C.J. Young	December 27, 1992	vs Calgary	Bill Ranford	No Goal
Benoit Hogue	February 16, 1993	at NY Islanders	Ron Tugnutt	GOAL
Robert Reichel	February 7, 1994	at Calgary	Bill Ranford	GOAL
Brett Hull	March 26, 1995	at St. Louis	Bill Ranford	No Goal
Valeri Kamensky	October 26, 1996	vs Colorado	Curtis Joseph	GOAL
Keith Tkachuk	January 24, 1998	at Phoenix	Bob Essensa	No Goal
J.F. Jomphe	April 15, 1998	vs Anaheim	Curtis Joseph	No Goal
Mike Sillinger	January 7, 2000	vs Tampa Bay	Tommy Salo	No Goal
Scott Pellerin	October 15, 2000	at Minnesota	Joaquin Gage	No Goal
Jeff Friesen	January 24, 2001	at San Jose	Dominic Roussel	No Goal
Brendan Shanahan	November 1, 2003	vs Detroit	Tommy Salo	No Goal
Jussi Jokinen	March 7, 2006	vs Dallas	Ty Conklin	GOAL
Jarome Iginla	October 5, 2006	vs Calgary	Dwayne Roloson	No Goal
Rick Nash	November 26, 2007	vs Columbus	Dwayne Roloson	No Goal
Shane Doan	January 10, 2008	at Phoenix	Mathieu Garon	No Goal
Eric Staal	January 18, 2008	at Carolina	Mathieu Garon	GOAL
Milan Hejduk	October 12, 2008	vs Colorado	Mathieu Garon	GOAL
Jonathan Toews	March 20, 2009	at Chicago	Dwayne Roloson	No Goal
Patrick Sharp	October 14, 2009	at Chicago	Nikolai Khabibulin	No Goal
Fredrik Modin	April 10, 2010	at Los Angeles	Devan Dubnyk	No Goal
Tom Kostopolous	November 9, 2010	at Carolina	Devan Dubnyk	No Goal
Mike Modano	November 11, 2010	at Detroit	Nikolai Khabibulin	No Goal
Jarret Stoll	February 2, 2011	vs Los Angeles	Nikolai Khabibulin	No Goal
R.J. Umberger	March 3, 2011	vs Columbus	Devan Dubnyk	No Goal
Alex Tanguay	April 6, 2011	at Calgary	Devan Dubnyk	No Goal
Jeff Skinner	December 7, 2011	vs Carolina	Devan Dubnyk	No Goal
Chris Stewart	February 29, 2012	vs St. Louis	Yann Danis	GOAL
Keith Yandle	March 18, 2012	vs Phoenix	Devan Dubnyk	No Goal
Rick Nash	March 25, 2012	at Columbus	Devan Dubnyk	GOAL
Valeri Nichushkin	November 13, 2013	vs. Dallas	Devan Dubnyk	No Goal
Matt Stajan	March 22, 2014	vs. Calgary	Viktor Fasth	GOAL
Andrew Cogliano	April 1, 2015	at Anaheim	Ben Scrivens	GOAL

SUMMARY: 42 penalty shots have resulted in 11 goals (5-19 Home; 6-23 Away).

PLAYOFFS

Ron Sutter	May 28, 1985	vs Philadelphia	Grant Fuhr	No Goal
Dave Poulin	May 30, 1985	vs Philadelphia	Grant Fuhr	No Goal

SUMMARY: Two penalty shots have resulted in no goals (Home 0 for 2; Road 0 for 0).



EDMONTON OILERS 1979-80 RESULTS & STATISTICS

COACH	REGULAR SEASON						PLAYOFFS					
	GP	W	L	T	PTS	GF	GA	GP	W	L	GF	GA
Glen Sather	80	28	39	13	69	301	322	3	0	3	6	12

4th Smythe Division, 16th Overall. Playoffs: Lost Preliminary Round 3-0 vs Philadelphia.

PLAYER	REGULAR SEASON					PLAYOFFS					GAME-BY-GAME RESULTS				RECORD
	GP	G	A	PTS	PIM	GP	G	A	PTS	PIM	DATE	OPPONENT	RESULT		
Wayne Gretzky	79	51	86	137	21	3	2	1	3	0	O. 10	@ Chi	L 2-4	0-1-0	
Blair MacDonald	80	46	48	94	6	3	0	3	3	0	O. 13	DET	T 3-3	0-1-1	
Stan Weir	79	33	33	66	40	3	0	0	0	2	O. 14	VAN	T 4-4	0-1-2	
Brett Callighen	59	23	35	58	72	3	0	2	2	0	O. 19	QUE	W 6-3	1-1-2	
Dave Lumley	80	20	38	58	138	3	1	0	1	12	O. 21	MIN	T 5-5	1-1-3	
Don Murdoch (NJR)	56	23	19	42	16	-	-	-	-	-	O. 23	@ NYI	L 3-3	1-1-4	
(EDM)	10	5	2	7	4	3	2	0	2	0	O. 24	@ NYR	T 2-10	1-2-4	
(TOT)	66	28	21	49	20	-	-	-	-	-	O. 26	@ Atl	L 3-7	1-3-4	
Dave Hunter	80	12	31	43	103	3	0	0	0	7	O. 28	WSH	L 4-6	1-4-4	
Doug Hicks	78	9	31	40	52	3	0	0	0	2	O. 30	@ Stl	L 1-2	1-5-4	
Ron Chippierfield	67	18	19	37	24	-	-	-	-	-	N. 2	NYI	W 7-5	2-5-4	
Risto Siltanen	64	6	29	35	26	2	0	0	0	2	N. 4	BOS	L 1-2	2-6-4	
Mark Messier	75	12	21	33	120	3	1	2	3	2	N. 7	@ Det	L 3-5	2-7-4	
Pat Price	75	11	21	32	134	3	0	0	0	11	N. 8	@ Bos	L 2-4	2-8-4	
Kevin Lowe	64	2	19	21	70	3	0	1	1	0	N. 11	TOR	L 3-6	2-9-4	
Don Ashby (COL)	11	0	1	1	4	-	-	-	-	-	N. 13	@ Wsh	W 5-3	3-9-4	
(EDM)	18	10	9	19	0	3	0	0	0	0	N. 15	@ Phi	L 3-5	3-10-4	
(TOT)	29	10	10	20	4	-	-	-	-	-	N. 17	@ Hfd	L 0-4	3-11-4	
Cam Connor	38	7	13	20	136	-	-	-	-	-	N. 18	@ Buf	L 7-9	3-12-4	
Al Hamilton	31	4	15	19	20	1	0	0	0	0	N. 21	@ Tor	T 4-4	3-12-5	
Lee Fogolin	80	5	10	15	104	3	0	0	0	4	N. 24	PHI	T 2-2	3-12-6	
Dave Semenko	67	6	7	13	135	3	0	0	0	2	N. 28	CHI	W 4-2	4-12-6	
Colin Campbell	72	2	11	13	196	3	0	0	0	11	N. 30	NYI	W 5-3	5-12-6	
Bill Flett	20	5	2	7	2	-	-	-	-	-	D. 5	@ Min	L 6-6	5-13-6	
Peter Driscoll	39	1	5	6	54	3	0	0	0	0	D. 9	@ Wpg	L 3-8	5-14-6	
Dan Newman	10	3	1	4	0	-	-	-	-	-	D. 9	HFD	W 3-0	6-14-6	
Kari Makkonen	9	2	2	4	0	-	-	-	-	-	D. 12	ATL	T 5-5	6-14-7	
Ron Low (QUE)	15	0	2	2	0	-	-	-	-	-	D. 14	MTL	W 5-3	7-14-7	
(EDM)	11	0	1	1	0	3	0	0	0	0	D. 16	WPG	L 3-4	7-15-7	
(TOT)	26	0	3	3	0	-	-	-	-	-	D. 19	DET	L 4-6	7-16-7	
Jim Corsi	26	0	3	3	6	-	-	-	-	-	D. 21	@ Col	L 4-5	7-17-7	
Ed Mio	34	0	1	1	4	-	-	-	-	-	D. 22	@ LA	L 3-9	7-18-7	
John Bednarski	1	0	0	0	0	-	-	-	-	-	D. 26	COL	W 4-3	8-18-7	
Bob Dupuis	1	0	0	0	0	-	-	-	-	-	D. 28	@ Van	W 5-3	9-18-7	
Ron Carter	2	0	0	0	0	-	-	-	-	-	D. 30	QUE	L 1-2	9-19-7	
Mike Forbes	2	0	0	0	0	-	-	-	-	-	J. 2	HFD	T 3-3	9-19-8	
Bryon Baltimore	2	0	0	0	0	-	-	-	-	-	J. 5	LA	T 3-3	9-19-9	
Jim Harrison	3	0	0	0	0	-	-	-	-	-	J. 7	@ Mtl	L 3-4	9-20-9	
Mike Toal	3	0	0	0	0	-	-	-	-	-	J. 9	@ Que	L 2-3	9-21-9	
Ron Areshenkoff	4	0	0	0	0	-	-	-	-	-	J. 11	NVR	L 2-6	9-22-9	
Alex Tidey	5	0	0	0	8	-	-	-	-	-	J. 13	@ Wsh	W 6-5	10-22-9	
Don Cutts	6	0	0	0	6	-	-	-	-	-	J. 16	BUF	W 5-2	11-22-9	
Poul Popiel	10	0	0	0	0	-	-	-	-	-	J. 17	@ Bos	L 7-7	11-23-9	
Wayne Bianchin	11	0	0	0	7	-	-	-	-	-	J. 19	@ Pit	L 5-2	12-23-9	
Dave Dryden	14	0	0	0	0	-	-	-	-	-	J. 20	@ Buf	T 4-4	12-23-10	
											J. 23	PIT	W 4-3	13-23-10	
											J. 26	TOR	W 8-3	14-23-10	
											J. 27	PHI	L 3-5	14-24-10	
											J. 29	@ Stl	L 2-3	14-25-10	
											J. 30	@ LA	W 8-1	15-25-10	
											F. 1	WPG	W 9-2	16-25-10	
											F. 3	LA	W 5-3	17-25-10	
											F. 6	STL	L 3-6	17-26-10	
											F. 8	ATL	L 2-4	17-27-10	
											F. 10	@ Wpg	T 2-2	17-27-11	
											F. 13	@ Min	W 5-3	18-27-11	
											F. 15	WSH	W 8-2	19-27-11	
											F. 17	STL	T 5-5	19-27-12	
											F. 19	@ Hfd	L 2-6	19-28-12	
											F. 20	@ NYR	L 1-4	19-29-12	
											F. 22	@ Col	L 1-3	19-30-12	
											F. 24	BOS	L 2-4	19-31-12	
											F. 27	@ Chi	L 5-2	20-31-12	
											F. 29	BUF	L 2-4	20-32-12	
											M. 1	VAN	L 2-5	20-33-12	
											M. 5	@ NYI	L 4-6	20-34-12	
											M. 6	@ Mtl	L 4-5	20-35-12	
											M. 8	@ Pit	L 4-5	20-36-12	
											M. 9	@ Phi	L 3-5	20-37-12	
											M. 12	@ Que	W 6-3	21-37-12	
											M. 14	CHI	W 6-4	22-37-12	
											M. 15	MTL	L 3-7	22-38-12	
											M. 19	NYR	W 4-2	23-38-12	
											M. 21	PIT	W 9-2	24-38-12	
											M. 25	@ Atl	W 5-4	25-38-12	
											M. 26	@ Det	W 5-2	26-38-12	
											M. 29	@ Tor	W 8-5	27-38-12	
											A. 1	@ Van	L 0-5	27-39-12	
											A. 2	MIN	T 1-1	27-39-13	
											A. 4	COL	W 6-2	28-39-13	



EDMONTON OILERS 1980-81 RESULTS & STATISTICS

COACH	REGULAR SEASON							PLAYOFFS				
	GP	W	L	T	PTS	GF	GA	GP	W	L	GF	GA
Bryan Watson (4-9-5) & Glen Sather (25-26-11)	80	29	35	16	74	328	327	9	5	4	35	35

4th Smythe Division, 14th Overall. Playoffs: Won Preliminary Round 3-0 vs Montreal, Lost Quarter-Final 4-2 vs NY Islanders.

PLAYER	REGULAR SEASON					PLAYOFFS					GAME-BY-GAME RESULTS			RECORD	
	GP	G	A	PTS	PIM	GP	G	A	PTS	PIM	DATE	OPPONENT	RESULT		
Wayne Gretzky	80	55	109	164	28	9	7	14	21	4	O. 10	QUE	L 4-7	0-1-0	
Jari Kurri	75	32	43	75	40	9	5	7	12	4	O. 12	COL	L 2-3	0-2-0	
Mark Messier	72	23	40	63	102	9	2	5	7	13	O. 15	@ Buf	L 0-2	0-3-0	
Brett Callighen	55	25	35	60	32	9	4	4	8	6	O. 18	@ NYJ	T 5-5	1-3-1	
Glenn Anderson	58	30	23	53	24	9	5	7	12	12	O. 19	@ NYR	W 4-2	1-3-1	
Matti Hagman	75	20	33	53	16	9	4	1	5	6	O. 22	CGY	W 5-3	2-3-1	
Risto Siltanen	79	17	36	53	54	9	2	0	2	8	O. 24	MIN	L 2-4	2-4-1	
Blair MacDonald	51	19	24	43	27	-	-	-	-	-	O. 26	LA	T 4-4	2-4-2	
Kevin Lowe	79	10	24	34	94	9	0	2	2	11	O. 29	TOR	L 4-4	2-4-3	
Stan Weir	70	12	20	32	40	5	0	0	0	2	O. 29	LA	T 4-4	2-4-3	
Paul Coffey	74	9	23	32	130	9	4	3	7	22	N. 1	WSH	T 2-2	2-4-4	
Pat Price	59	8	24	32	193	-	-	-	-	-	N. 3	PIT	T 4-4	2-4-5	
Lee Fogolin	80	13	17	30	137	9	0	0	0	12	N. 5	@ Van	L 3-4	2-5-5	
Dave Hunter	78	12	16	28	98	9	0	0	0	28	N. 7	@ Wpg	W 4-2	3-5-5	
Doug Hicks	59	5	16	21	76	9	1	1	2	4	N. 9	STL	L 4-6	3-6-5	
Garry Unger (LA)	58	10	10	20	40	-	-	-	-	-	N. 13	@ Phi	L 1-8	3-7-3	
(EDM)	13	0	0	0	6	8	0	0	0	2	N. 15	@ Chi	L 2-4	4-8-5	
(TOT)	71	10	10	20	46	-	-	-	-	-	N. 16	@ Chi	W 5-4	4-8-5	
Dave Semenko	58	11	8	19	80	9	0	0	0	5	N. 19	VAN	L 4-6	4-9-5	
Don Murdoch	40	10	9	19	18	-	-	-	-	-	N. 23	BUF	W 6-3	5-9-5	
Pat Hughes (PIT)	58	10	9	19	161	-	-	-	-	-	N. 25	@ Col	L 3-4	5-10-5	
(EDM)	2	0	0	0	0	5	0	0	0	2	N. 26	CHI	W 10-3	6-10-5	
(TOT)	60	10	9	19	161	-	-	-	-	-	N. 28	@ Hfd	L 4-6	6-11-5	
Garry Lariviere (QUE)	52	3	13	16	50	-	-	-	-	-	N. 29	@ Bos	L 3-6	6-12-5	
(EDM)	13	0	2	2	6	9	0	3	3	8	D. 5	NYR	L 1-5	6-13-5	
(TOT)	65	3	15	18	56	-	-	-	-	-	D. 7	HFD	W 6-4	7-13-5	
Dave Lumley	53	7	9	16	74	7	1	0	1	4	D. 10	NYI	L 2-3	7-14-5	
Curt Brackenbury	58	2	7	9	153	2	0	0	0	0	D. 13	@ Mtl	L 3-6	7-15-5	
Charlie Huddy	12	2	5	7	6	-	-	-	-	-	D. 14	@ Que	L 5-6	7-16-5	
Don Ashby	6	2	3	5	2	-	-	-	-	-	D. 16	@ Det	L 3-4	7-17-5	
Peter Driscoll	21	2	3	5	43	-	-	-	-	-	D. 17	@ Wsh	L 2-5	7-18-5	
Eddie Mio	43	0	5	5	6	-	-	-	-	-	D. 20	MTL	W 4-3	8-18-5	
John Hughes	18	0	3	3	18	-	-	-	-	-	D. 23	@ LA	L 4-7	8-19-5	
Ron Low	24	0	3	3	0	-	-	-	-	-	D. 27	DET	T 4-4	8-19-6	
Tom Roulston	11	1	1	2	2	-	-	-	-	-	D. 28	PHI	L 1-2	8-20-6	
Gary Edwards	15	0	2	2	0	1	0	0	0	0	D. 30	@ Cgy	L 3-5	8-21-6	
Roy Sommer	3	1	0	1	7	-	-	-	-	-	J. 2	BOS	W 7-5	9-21-6	
Andy Moog	7	0	1	1	0	9	0	0	0	0	J. 3	TOR	W 4-1	10-21-6	
Tom Bladon	1	0	0	0	0	-	-	-	-	-	J. 7	WSH	W 6-3	11-21-6	
Peter LoPresti	2	0	0	0	0	-	-	-	-	-	J. 9	HFD	W 6-6	11-21-7	
GOALTENDER	GP	MIN	GA	SO	GAA.	W-L-T	GP	MIN	GA	GAA.	W-L	DATE	OPPONENT	RESULT	RECORD
Gary Edwards	15	729	44	0	3.62	5-3-4	1	20	2	6.00	0-0	J. 11	@ Que	W 6-3	12-21-7
Andy Moog	7	313	20	0	3.83	3-3-0	9	526	32	3.65	5-4	J. 12	@ Mtl	L 0-5	12-22-7
Eddie Mio	43	2393	155	0	3.89	16-15-9	-	-	-	-	-	J. 14	@ Tor	W 7-4	13-22-7
Ron Low	24	1260	93	0	4.43	5-13-3	-	-	-	-	-	J. 16	@ Buf	L 1-5	13-23-8
Pete LoPresti	2	105	8	0	4.57	0-1-0	-	-	-	-	-	J. 17	@ Stl	L 6-7	13-23-8
												J. 21	VAN	W 5-1	14-23-8
												J. 23	NYR	L 4-7	14-24-8
												J. 24	@ Min	L 1-6	14-25-8
												J. 28	MTL	W 9-1	15-25-8
												J. 30	CHI	W 4-2	16-25-8
												F. 1	@ Wsh	L 4-7	16-26-8
												F. 3	@ Stl	T 3-3	16-26-9
												F. 4	@ Chi	L 3-6	16-27-9
												F. 6	WPG	W 10-4	17-27-9
												F. 8	CGY	L 4-10	17-28-9
												F. 13	QUE	L 2-4	17-29-9
												F. 15	BUF	L 2-2	17-29-10
												F. 18	STL	T 9-2	17-29-10
												F. 20	BOS	L 1-5	18-30-10
												F. 21	@ Wpg	W 5-1	19-30-10
												F. 24	@ LA	L 2-5	19-31-10
												F. 25	PHI	W 6-2	20-31-10
												F. 27	DET	W 5-2	21-31-10
												F. 28	@ Col	L 1-3	21-32-10
												M. 3	@ NYI	T 8-8	21-32-11
												M. 4	@ NYR	T 5-5	21-32-12
												M. 7	@ Phi	W 5-3	22-32-12
												M. 8	@ Pit	L 4-6	22-33-12
												M. 12	NYI	W 2-2	22-34-12
												M. 15	@ Cgy	L 0-3	22-34-13
												M. 16	PIT	W 7-6	23-34-13
												M. 18	@ Min	W 5-3	24-34-13
												M. 20	MIN	L 1-1	24-34-14
												M. 21	LA	L 6-6	24-34-15
												M. 23	@ Bos	L 2-7	24-35-15
												M. 25	@ Hfd	W 7-2	25-35-15
												M. 28	@ Det	W 4-2	26-35-15
												M. 29	@ Pit	W 5-2	27-35-15
												A. 1	COL	T 4-4	27-35-16
												A. 3	@ Van	W 7-2	28-35-16
												A. 4	WPG	W 7-2	29-35-16



EDMONTON OILERS 1981-82 RESULTS & STATISTICS

COACH	REGULAR SEASON					PLAYOFFS						
	GP	W	L	T	PTS	GF	GA	GP	W	L	GF	GA
Glen Sather	80	48	17	15	111	417	295	5	2	3	23	27

1st Smythe Division, 2nd Overall. Playoffs: Lost Smythe Division Semi-Final 3-2 vs Los Angeles.

PLAYER	REGULAR SEASON					PLAYOFFS					DATE	OPPONENT	GAME-BY-GAME RESULTS	RECORD
	GP	G	A	PTS	PIM	GP	G	A	PTS	PIM				
Wayne Gretzky	80	92	120	212	26	5	5	7	12	8	O. 7 COL W 7-4	1-0-0		
Glenn Anderson	80	38	67	105	71	5	2	5	7	8	O. 9 @ Van L 2-6	1-1-0		
Paul Coffey	80	29	60	89	106	5	1	1	2	6	O. 10 @ LA W 7-4	2-1-0		
Mark Messier	78	50	38	88	119	5	1	2	3	8	O. 14 WPG L 2-4	2-2-0		
Jari Kurri	71	32	54	86	32	5	2	5	7	10	O. 16 CGY W 8-4	3-2-0		
Dave Lumley	66	32	42	74	96	5	2	1	3	21	O. 18 @ Chi L 5-7	3-3-0		
Risto Siltanen	63	15	48	63	24	5	3	2	5	10	O. 20 @ Cgy W 5-4	4-3-0		
Matti Hagman	72	21	38	59	18	3	1	0	1	0	O. 21 HFD W 5-2	5-3-0		
Pat Hughes	68	24	22	46	99	5	2	1	3	6	O. 23 PIT W 8-3	6-3-0		
Kevin Lowe	80	9	31	40	63	5	0	3	3	0	O. 24 @ Col W 3-1	7-3-0		
Dave Hunter	63	16	22	38	63	5	0	1	1	26	O. 27 @ NYI L 3-4	7-4-0		
Laurie Boschman (TOR)	54	9	19	28	150	-	-	-	-	-	O. 28 @ NYR W 5-3	8-4-0		
(EDM)	11	2	3	5	37	3	0	1	1	4	O. 31 QUE W 11-4	9-4-0		
(TOT)	65	11	22	33	187	-	-	-	-	-	N. 4 TOR W 6-4	10-4-0		
Lee Fogolin	80	4	25	29	154	5	1	1	2	14	N. 7 COL L 4-5	10-5-0		
Brett Callighen	46	8	19	27	28	2	0	0	0	2	N. 11 @ Hfd T 4-4	10-5-1		
Dave Semenko	59	12	12	24	194	4	0	0	0	2	N. 12 @ Bos L 2-5	10-6-1		
Doug Hicks	49	3	20	23	55	-	-	-	-	-	N. 14 @ NYI T 5-5	10-6-2		
Garry Lariviere	62	1	21	22	41	4	0	1	1	0	N. 15 @ NYR W 5-3	11-6-2		
Garry Unger	46	7	13	20	69	4	1	0	1	23	N. 17 @ STL W 5-1	12-6-2		
Stan Weir	51	3	13	16	13	-	-	-	-	-	N. 19 @ Min T 2-2	12-6-3		
Charlie Huddy	41	4	11	15	48	5	1	2	3	14	N. 21 VAN W 8-3	13-6-3		
Tom Roulston	35	11	3	14	22	5	1	0	1	2	N. 23 DET W 8-4	14-6-3		
Mike Forbes	16	1	7	8	26	-	-	-	-	-	N. 25 LA W 11-4	15-6-3		
Grant Fuhr	48	0	6	6	6	5	0	1	1	0	N. 27 CHI W 8-1	16-6-3		
Ken Berry	15	2	3	5	9	-	-	-	-	-	N. 29 @ Wpg W 10-2	17-6-3		
Marc Habscheid	7	1	3	4	2	-	-	-	-	-	D. 1 @ Mtl T 3-3	17-6-4		
Lance Nethery (NYR)	5	0	0	0	0	-	-	-	-	-	D. 2 @ Que L 8-9	17-7-4		
(EDM)	3	0	2	2	2	-	-	-	-	-	D. 4 VAN W 7-3	18-7-4		
(TOT)	8	0	2	2	2	-	-	-	-	-	D. 5 @ Van T 3-3	18-7-5		
Curt Brackenbury	14	0	2	2	12	-	-	-	-	-	D. 9 @ LA T 5-5	18-7-6		
Andy Moog	8	0	1	1	2	-	-	-	-	-	D. 13 NYI W 4-3	19-7-6		
Todd Strueby	3	0	0	0	0	-	-	-	-	-	D. 16 @ Col W 7-4	20-7-6		
Walt Poddubny	4	0	0	0	0	-	-	-	-	-	D. 17 @ Cgy W 5-4	21-7-6		
Don Jackson	8	0	0	0	18	-	-	-	-	-	D. 19 MIN W 9-6	22-7-6		
Ron Low	29	0	0	0	2	-	-	-	-	-	D. 20 CGY L 5-7	22-8-6		
Randy Gregg	-	-	-	-	-	4	0	2	2	12	D. 23 VAN W 6-1	23-8-6		
GOALTENDER	GP	MIN	GA	SO	GAA.	W-L-T	GP	MIN	GA	GAA.	W-L			
Grant Fuhr	48	2847	157	0	3.31	28-5-14	5	309	26	5.05	2-3			
Ron Low	29	1554	100	0	3.86	17-7-1	-	-	-	-	-			
Andy Moog	8	399	32	0	4.81	3-5-0	-	-	-	-	-			



EDMONTON OILERS 1982-83 RESULTS & STATISTICS

COACH	REGULAR SEASON					PLAYOFFS						
	GP	W	L	T	PTS	GF	GA	GP	W	L	GF	GA
Glenn Sather	80	47	21	12	106	424	315	16	11	5	80	50

1st Smythe Division, 3rd Overall. Playoffs: Stanley Cup Finalists; Won Smythe Division Semi-Final 3-0 vs Winnipeg, Won Smythe Division Final 4-1 vs Calgary, Won Campbell Conference Final 4-0 vs Chicago, Lost Stanley Cup Final 4-0 vs NY Islanders.

PLAYER	REGULAR SEASON					PLAYOFFS					GAME-BY-GAME RESULTS			RECORD
	GP	G	A	PTS	PIM	GP	G	A	PTS	PIM	DATE	OPPONENT	RESULT	
Wayne Gretzky	80	71	125	196	59	16	12	26	38	4	O. 5	CGY	W, 7-5	1-0-0
Mark Messier	77	48	58	106	72	15	15	6	21	14	O. 8	NVI	L, 4-1	1-1-0
Glenn Anderson	72	48	56	104	70	16	10	10	20	32	O. 12	@ Van	L, 6-3	1-1-0
Jari Kurri	80	45	59	104	22	16	8	15	23	8	O. 14	@ Cgy	L, 4-9	2-2-0
Paul Coffey	80	29	67	96	87	16	7	7	14	14	O. 16	@ Hfd	T, 4-4	2-2-1
Ken Linseman	72	33	42	75	181	16	6	8	14	22	O. 17	@ Bos	T, 6-6	2-2-2
Charlie Huddy	76	20	37	57	58	15	1	6	7	10	O. 18	@ Buf	L, 4-6	2-3-2
Willy Lindstrom (WPG)	63	20	25	45	8	-	-	-	-	-	O. 20	HFD	W, 4-3	3-3-2
(EDM)	10	6	5	11	2	16	2	11	13	4	O. 21	BOS	L, 3-5	3-4-2
(TOT)	73	26	30	56	10	-	-	-	-	-	O. 24	@ Wpg	L, 5-9	3-5-2
Pat Hughes	80	25	20	45	85	16	2	5	7	14	O. 27	CHI	T, 4-4	3-5-3
Tom Roulston	67	19	21	40	24	16	1	2	3	0	O. 29	LA	W, 6-3	4-5-3
Kevin Lowe	80	6	34	40	43	16	1	8	9	10	O. 31	VAN	L, 2-3	4-6-3
Dave Lumley	72	13	24	37	158	16	0	0	0	19	N. 3	WPG	W, 5-1	5-6-3
Jaroslav Pouzar	74	15	18	33	57	1	2	0	2	0	N. 4	NVR	W, 5-2	6-6-3
Dave Hunter	80	13	18	31	120	16	4	7	11	60	N. 5	@ Que	T, 5-5	6-6-4
Randy Gregg	80	6	22	28	54	16	2	4	6	13	N. 10	@ Pit	L, 4-5	6-7-4
Dave Semenko	75	12	15	27	141	15	1	1	2	69	N. 11	@ NJ	W, 5-1	7-7-4
Laurie Boschman	62	8	12	20	183	-	-	-	-	-	N. 13	@ Phi	W, 4-3	8-7-4
Lee Fogolin	72	0	18	18	92	16	0	5	5	36	N. 14	@ NYR	W, 7-2	9-7-4
Marc Habscheid	32	3	10	13	14	-	-	-	-	-	N. 16	@ NYI	L, 2-4	9-8-4
Don Jackson	71	2	8	10	136	16	3	3	6	30	N. 20	VAN	T, 3-3	9-8-5
Andy Moog	50	0	4	4	16	16	0	1	1	2	N. 21	QUE	L, 7-9	9-9-5
John Blum	5	0	3	3	24	-	-	-	-	-	N. 24	WSH	T, 3-3	9-9-6
Garry Unger	16	2	0	2	8	1	0	0	0	0	N. 26	@ Wpg	W, 6-5	10-9-6
Garry Lariviere	17	0	2	2	14	1	0	1	1	2	N. 28	@ Det	W, 7-5	11-9-6
L. Middlebrook (NJ)	9	0	1	1	2	-	-	-	-	-	D. 1	PHI	L, 2-4	11-10-6
(EDM)	1	0	0	0	0	-	-	-	-	-	D. 4	CGY	W, 7-5	12-10-6
(TOT)	10	0	1	1	2	-	-	-	-	-	D. 7	LA	W, 7-3	13-10-6
Todd Strueby	1	0	0	0	0	-	-	-	-	-	D. 7	STL	W, 3-2	14-10-6
Ron Low	3	0	0	0	0	-	-	-	-	-	D. 9	@ LA	L, 3-3	14-10-7
Don Nachbaur	4	0	0	0	17	2	0	0	0	7	D. 11	@ Min	L, 4-5	14-11-7
Grant Fuhr	32	0	0	0	6	1	0	0	0	0	D. 17	NJ	W, 10-4	15-11-7
Ray Cote	-	-	-	-	-	14	3	2	5	4	D. 19	MTL	W, 5-2	16-11-7
											D. 22	MIN	W, 8-2	17-11-7
											D. 23	@ LA	W, 6-2	18-11-7
											D. 26	@ Cgy	T, 4-4	18-11-8
											D. 29	@ CHI	L, 6-8	18-12-8
											D. 31	@ Van	W, 8-1	19-12-8
											J. 1	WPG	W, 5-3	20-12-8
											J. 4	@ Cgy	W, 6-3	21-12-8
											J. 5	@ Wpg	W, 8-3	22-12-8
											J. 7	PIT	W, 7-2	23-12-8
											J. 9	DET	L, 3-4	23-13-8
											J. 11	@ STL	W, 7-5	24-13-8
											J. 12	@ Chi	W, 10-4	25-13-8
											J. 15	@ Min	W, 10-4	26-13-8
											J. 18	@ LA	T, 3-3	26-13-9
											J. 19	VAN	W, 9-4	27-13-9
											J. 22	@ Van	L, 3-4	27-14-9
											J. 23	LA	W, 8-6	28-14-9
											J. 26	TOR	T, 6-6	28-14-10
											J. 29	CGY	W, 5-4	29-14-10
											J. 30	NVI	L, 2-4	29-15-10
											F. 3	LA	L, 4-7	29-16-10
											F. 4	MTL	W, 7-3	30-17-10
											F. 11	QUE	W, 7-3	31-16-10
											F. 14	@ Mtl	L, 2-4	31-17-10
											F. 17	@ Phi	L, 3-7	31-18-10
											F. 19	@ Pit	W, 10-7	32-18-10
											F. 20	@ Buf	W, 5-4	33-18-10
											F. 22	@ Cgy	L, 1-4	33-19-10
											F. 23	WSH	W, 6-3	34-19-10
											F. 25	STL	T, 5-5	34-19-11
											F. 27	WPG	W, 3-0	35-19-11
											M. 1	@ NJ	W, 4-3	36-19-11
											M. 2	@ Wsh	W, 5-3	37-19-11
											M. 3	@ Bos	W, 6-2	38-19-11
											M. 8	@ Tor	L, 2-5	38-20-11
											M. 11	@ Hfd	W, 9-4	39-20-11
											M. 11	NYR	W, 3-1	40-20-11
											M. 13	BUF	W, 6-2	41-20-11
											M. 16	VAN	W, 4-3	42-20-11
											M. 19	DET	W, 9-7	43-20-11
											M. 21	@ Tor	W, 4-1	44-20-11
											M. 23	@ Wpg	L, 4-7	44-21-11
											M. 26	@ LA	W, 9-3	45-21-11
											M. 29	@ Van	W, 7-4	46-21-11
											A. 1	WPG	W, 7-2	47-21-11
											A. 3	CGY	T, 3-3	47-21-12



EDMONTON OILERS 1983-84 RESULTS & STATISTICS

COACH	REGULAR SEASON					PLAYOFFS						
	GP	W	L	T	PTS	GF	GA	GP	W	L	GF	GA
Glen Sather	80	57	18	5	119	446	314	19	15	4	94	56

STANLEY CUP CHAMPIONS, 1st Smythe Division, 1st Overall. Playoffs: Won Smythe Division Semi-Final 3-0 vs Winnipeg, Won Smythe Division Final 4-3 vs Calgary, Won Campbell Conference Final 4-0 vs Minnesota, Won Stanley Cup Final 4-1 vs NY Islanders.

PLAYER	REGULAR SEASON					PLAYOFFS					GAME-BY-GAME RESULTS			
	GP	G	A	PTS	PIM	GP	G	A	PTS	PIM	DATE	OPPOSITION	RESULT	RECORD
Wayne Gretzky	74	87	118	205	39	19	13	22	35	12	O. 5	TOR	W, 5-4	1-0-0
Paul Coffey	80	40	86	126	104	19	8	14	22	21	O. 7	@ Wpg	W, 8-6	2-0-0
Jari Kurri	64	52	61	113	14	19	14	14	28	13	O. 9	MIN	W, 4-3	3-0-0
Mark Messier	73	37	64	101	165	19	8	18	26	19	O. 12	DET	W, 8-3	4-0-0
Glenn Anderson	80	54	45	99	65	19	6	11	17	33	O. 15	@ Cgy	W, 4-3	5-0-0
Ken Linseman	72	18	49	67	119	19	10	4	14	65	O. 16	CGY	W, 5-1	6-0-0
Pat Hughes	77	27	28	56	61	19	2	11	13	12	O. 19	@ Van	W, 10-7	7-0-0
Dave Hunter	80	22	26	48	90	17	5	5	10	14	O. 20	@ LA	L, 2-7	7-1-0
Kevin Lowe	80	4	42	46	59	19	3	7	10	16	O. 22	VAN	T, 5-5	7-1-1
Charlie Huddy	75	8	34	42	43	12	1	9	10	8	O. 26	@ Tor	L, 3-8	7-2-1
Randy Gregg	80	13	27	40	56	19	3	7	10	21	O. 29	@ Mtl	W, 2-1	8-2-1
Willy Lindstrom	73	22	16	38	38	19	5	5	10	10	O. 30	@ NYR	W, 5-4	9-2-1
Kevin McClelland (PIT)	24	2	4	6	62	-	-	-	-	-	N. 2	WSH	W, 11-3	10-2-1
(EDM)	52	8	20	28	127	18	4	6	10	42	N. 5	PIT	W, 7-3	11-2-1
(TOT)	76	10	24	34	189	-	-	-	-	-	N. 6	@ Wpg	W, 6-5	12-2-1
Jaroslav Pouzar	67	13	19	32	44	14	1	2	3	12	N. 8	@ Que	W, 7-4	13-2-1
Dave Lumley	56	6	15	21	68	19	2	5	7	44	N. 9	@ Wsh	W, 7-4	14-2-1
Lee Fogolin	80	5	16	21	125	19	1	4	5	23	N. 12	@ Det	W, 7-3	15-2-1
Don Jackson	64	8	12	20	120	19	1	2	3	32	N. 13	@ Chi	L, 3-5	15-3-1
Dave Semenko	52	6	11	17	118	19	5	5	10	44	N. 18	BUF	W, 7-0	16-3-1
Grant Fuhr	45	0	14	14	6	16	0	3	3	4	N. 19	NJ	W, 13-4	17-3-1
Tom Roulston	24	5	7	12	16	-	-	-	-	-	N. 21	WPG	W, 7-6	18-3-1
Pat Conacher	45	2	8	10	31	3	1	0	1	2	N. 23	@ LA	W, 7-3	19-3-1
Rick Chartraw (NYR)	4	0	0	0	4	-	-	-	-	-	N. 25	@ Min	T, 2-2	19-3-2
(EDM)	24	2	6	8	21	1	0	0	0	2	N. 26	@ Stl	L, 6-8	19-4-2
(TOT)	28	2	6	8	25	-	-	-	-	-	N. 30	PHI	T, 3-3	19-4-3
Ken Berry	13	2	3	5	10	-	-	-	-	-	D. 3	LA	W, 3-3	20-4-3
Raimo Summanen	2	1	4	5	2	5	1	4	5	0	D. 4	NYI	L, 2-4	20-5-3
Kari Jalonen (CGY)	9	0	3	3	0	-	-	-	-	-	D. 7	VAN	W, 4-4	21-2-3
(EDM)	3	0	0	0	0	-	-	-	-	-	D. 10	@ Van	L, 2-3	21-6-3
(TOT)	12	0	3	3	0	-	-	-	-	-	D. 13	@ NYI	L, 5-8	21-7-3
Jim Playfair	2	1	1	2	2	-	-	-	-	-	D. 14	@ NYR	L, 9-4	22-7-3
Tom Gorence	12	1	1	2	0	-	-	-	-	-	D. 17	QUE	W, 8-1	23-7-3
Gord Sherven	2	1	0	1	0	-	-	-	-	-	D. 18	@ Wpg	W, 7-5	24-7-3
Marc Habscheid	9	1	0	1	6	-	-	-	-	-	D. 21	WPG	W, 7-4	25-7-3
Todd Strueby	1	0	1	1	2	-	-	-	-	-	D. 23	CGY	T, 5-5	25-7-4
John Blum	4	0	1	1	2	-	-	-	-	-	O. 26	@ Cgy	W, 6-3	26-7-4
Andy Moog	38	0	1	1	4	7	0	0	0	2	D. 28	@ Van	W, 4-2	27-7-4
Dean Clark	1	0	0	0	0	-	-	-	-	-	D. 30	BOS	W, 2-0	28-7-4
Steve Graves	2	0	0	0	0	-	-	-	-	-	J. 3	@ Cgy	W, 9-6	29-7-4
Reg Kerr	3	0	0	0	0	-	-	-	-	-	J. 4	MIN	W, 12-8	30-7-4
Ray Cote	13	0	0	0	2	-	-	-	-	-	J. 7	@ Det	W, 5-3	31-7-4
Larry Melnyk	-	-	-	-	-	6	0	1	1	2	J. 9	@ Hfd	W, 5-3	32-7-4
											J. 11	@ Chi	W, 5-3	33-7-4
											J. 13	@ Buf	L, 1-3	33-8-4
											J. 15	@ NJ	W, 5-4	34-8-4
											J. 18	VAN	W, 7-5	35-8-4
											J. 20	LA	W, 7-5	36-8-4
											J. 21	@ LA	W, 6-3	37-8-4
											J. 25	@ Van	W, 6-4	38-8-4
											J. 27	NJ	L, 3-3	38-8-5
											J. 28	LA	L, 2-4	38-9-5
											F. 3	CGY	W, 10-5	39-9-5
											F. 5	@ Wsh	L, 2-9	39-10-5
											F. 7	@ NYI	L, 3-4	39-11-5
											F. 9	@ Phi	L, 3-4	39-12-5
											F. 11	@ Bos	L, 1-4	39-13-5
											F. 12	@ Hfd	L, 0-11	39-14-5
											F. 15	WPG	W, 7-4	40-14-5
											F. 17	BOS	W, 5-2	41-14-5
											F. 19	PIT	W, 7-3	42-14-5
											F. 21	@ Stl	W, 6-5	43-14-5
											F. 22	@ Pit	W, 9-2	44-14-5
											F. 24	CGY	W, 5-3	45-14-5
											F. 25	TOR	W, 8-3	46-14-5
											F. 27	@ Wpg	W, 6-5	47-14-5
											F. 29	PHI	L, 3-5	47-15-5
											M. 4	MTL	W, 6-1	48-15-5
											M. 7	Chi	W, 7-4	49-15-5
											M. 10	NYR	L, 2-3	49-16-5
											M. 11	VAN	W, 12-2	50-16-5
											M. 13	@ Que	W, 6-5	51-16-5
											M. 15	@ Mtl	L, 2-3	51-17-5
											M. 17	LA	W, 9-1	52-17-5
											M. 18	BUF	W, 4-3	53-17-5
											M. 21	HTF	W, 5-3	54-17-5
											M. 24	STL	L, 1-7	54-18-5
											M. 25	WPG	W, 3-2	55-18-5
											M. 27	@ Cgy	W, 9-2	56-18-5
											M. 31	@ LA	W, 4-3	57-18-5



EDMONTON OILERS 1984-85 RESULTS & STATISTICS

COACH	REGULAR SEASON					PLAYOFFS						
	GP	W	L	T	PTS	GP	W	L	GF	GA		
Glen Sather	80	49	20	11	109	401	298	18	15	3	98	57

STANLEY CUP CHAMPIONS, 1st Smythe Division, 2nd Overall. Playoffs: Won Smythe Division Semi-Final 3-0 vs Los Angeles, Won Smythe Division Final 4-0 vs Winnipeg, Won Campbell Conference Final 4-2 vs Chicago, Won Stanley Cup Final 4-1 vs Philadelphia.

PLAYER	REGULAR SEASON					PLAYOFFS				GAME-BY-GAME RESULTS				RECORD	
	GP	G	A	PTS	PIM	GP	G	A	PTS	PIM	DATE	OPPONENT	RESULT		OT
Wayne Gretzky	80	73	135	208	52	18	17	30	47	4	O. 11	@ LA	T, 2-2	OT	0-0-1
Jari Kurri	73	71	64	135	30	18	19	12	31	6	O. 12	STL	W, 5-1		3-0-1
Paul Coffey	80	37	84	121	97	18	12	25	37	44	O. 14	QUE	W, 9-2		7-0-1
Mike Krushelnyski	80	43	45	88	60	18	5	8	13	22	O. 16	BOS	W, 7-2		3-0-1
Glenn Anderson	80	42	39	81	69	18	10	16	26	38	O. 18	@ Min	W, 7-5		4-0-1
Mark Napier (MIN)	39	10	18	28	2	-	-	-	-	-	O. 19	@ Wog	W, 7-4		5-0-1
(EDM)	33	9	26	35	19	18	5	5	10	7	O. 21	CGY	W, 6-1		6-0-1
(TOT)	72	19	44	63	21	-	-	-	-	-	O. 24	LA	T, 3-3	OT	6-0-2
Mark Messier	55	23	31	54	57	18	12	13	25	12	O. 26	WSH	W, 8-2		7-0-2
Charlie Huddy	80	7	44	51	46	18	3	17	20	17	O. 30	VAN	W, 7-0		8-0-2
Dave Hunter	80	17	19	36	122	18	2	5	7	33	N. 2	CHI	W, 4-2		9-0-2
Willy Lindstrom	80	12	20	32	18	18	5	1	6	8	N. 4	@ Wpg	T, 2-1		10-0-2
Dave Lumley (HTF)	48	8	20	28	98	-	-	-	-	-	N. 6	@ Pit	T, 3-3	OT	10-0-3
(EDM)	12	1	3	4	13	8	0	0	0	29	N. 8	@ NJ	W, 3-2		11-0-3
(TOT)	60	9	23	32	111	-	-	-	-	-	N. 9	@ Wsh	W, 8-5		12-0-3
Pat Hughes	73	12	13	25	85	10	1	1	2	4	N. 11	@ Phi	L, 3-7		12-1-3
Kevin Lowe	80	4	21	25	104	16	0	5	5	8	N. 14	MTL	L, 3-7		12-2-3
Kevin McClelland	62	8	15	23	212	18	1	3	4	75	N. 15	@ Cgy	L, 2-6		12-3-3
Randy Gregg	57	3	20	23	32	17	0	6	6	12	N. 17	VAN	W, 7-0		13-3-3
Don Jackson	78	3	17	20	141	9	0	0	0	64	N. 21	WPG	W, 7-5		14-3-3
Dave Semenko	69	6	12	18	167	14	0	0	0	39	N. 24	STL	W, 7-6		15-3-3
Bill Carroll	65	8	9	17	22	9	0	0	0	4	N. 27	@ Tor	W, 7-1		16-3-3
Lee Fogolin	79	4	13	17	126	18	3	1	4	16	N. 29	@ Bos	W, 4-2		17-3-3
Gord Sherven	37	9	7	16	10	-	-	-	-	-	N. 30	@ Hfd	W, 4-2		18-3-3
Jaroslav Pouzar	33	4	8	12	28	9	2	1	3	2	D. 5	NYI	W, 6-4		19-3-3
Larry Melnyk	28	0	11	11	25	12	1	3	4	26	D. 7	MIN	W, 6-3		20-3-3
Marc Habscheid	26	5	3	8	4	-	-	-	-	-	D. 8	@ Van	L, 2-3	OT	20-4-3
Raimo Summanen	9	0	4	4	0	-	-	-	-	-	D. 13	@ LA	W, 7-7		20-5-3
Grant Fuhr	46	0	3	3	6	18	0	3	3	2	D. 15	@ Stl	W, 7-7		21-5-3
Marco Baron	1	0	0	0	0	-	-	-	-	-	D. 17	@ NJ	L, 2-5		21-6-3
Daryl Reaugh	1	0	0	0	0	-	-	-	-	-	D. 19	LA	L, 7-3		22-6-3
Ray Cote	2	0	0	0	2	-	-	-	-	-	D. 21	VAN	L, 1-3		22-7-3
Steve Smith	2	0	0	0	2	-	-	-	-	-	D. 22	CGY	W, 7-1		23-7-3
Mike Zanier	3	0	0	0	0	-	-	-	-	-	D. 26	@ Cgy	W, 6-5		24-7-3
Andy Moog	39	0	0	0	8	2	0	0	0	0	D. 29	DET	W, 6-3		25-7-3
Esa Tikkanen	-	-	-	-	-	3	0	0	0	2	D. 30	@ Van	T, 7-7	OT	25-7-4
											J. 2	PHI	L, 2-5		25-8-4
											J. 4	WPG	W, 7-4		26-8-4
											J. 6	@ Wpg	W, 7-2		27-8-4
											J. 8	@ Que	W, 4-0		28-8-4
											J. 10	@ Mtl	W, 5-2		29-8-4
											J. 12	@ Buf	L, 3-4		29-9-4
											J. 14	@ Pit	L, 5-4		30-9-4
											J. 16	NYI	T, 3-3	OT	30-9-5
											J. 18	@ Van	T, 4-4	OT	30-9-6
											J. 19	VAN	W, 7-5		31-9-6
											J. 21	LA	W, 8-7		32-9-6
											J. 25	NJ	W, 4-2		33-9-6
											J. 26	PIT	W, 6-3		34-9-6
											J. 28	CGY	W, 4-3		35-9-6
											J. 29	@ Cgy	W, 4-2		36-9-6
											F. 2	NYR	W, 5-1		37-9-6
											F. 3	HFD	W, 6-3		38-9-6
											F. 6	@ Wpg	L, 2-6		38-10-6
											F. 8	@ Min	W, 3-3		39-10-6
											F. 10	@ Det	W, 3-4		40-10-6
											F. 15	@ NYR	L, 7-8		40-11-6
											F. 16	@ Phi	L, 4-5		40-12-6
											F. 18	@ Buf	W, 6-4		41-12-6
											F. 19	@ Tor	W, 9-4		42-12-6
											F. 22	QUE	W, 6-3		43-12-6
											F. 23	WSH	T, 3-3	OT	43-12-7
											F. 27	MTL	L, 1-4		43-13-7
											M. 1	LA	L, 4-5		43-14-7
											M. 3	WPG	L, 3-6		43-15-7
											M. 5	@ Cgy	W, 5-3		44-15-7
											M. 9	NYR	T, 3-3	OT	44-15-8
											M. 10	@ Van	L, 3-6		44-16-8
											M. 13	DET	W, 4-4		45-16-8
											M. 15	BUF	T, 4-4	OT	45-16-9
											M. 17	@ LA	L, 4-5		45-17-9
											M. 20	CHI	W, 6-4		46-17-9
											M. 22	TOR	T, 3-3	OT	46-17-10
											M. 26	@ NYI	W, 7-5		47-17-10
											M. 28	@ Bos	L, 3-6		47-18-10
											M. 29	@ Hfd	L, 7-8		47-19-10
											M. 31	@ Chi	W, 7-3		48-19-10
											A. 2	@ LA	W, 6-4		49-19-10
											A. 3	CGY	T, 5-5	OT	49-19-11
											A. 5	WPG	L, 5-6		49-20-11



EDMONTON OILERS 1985-86 RESULTS & STATISTICS

COACH	REGULAR SEASON					PLAYOFFS						
	GP	W	L	T	PTS	GF	GA	GP	W	L	GF	GA
Glen Sather	80	56	17	7	119	426	310	10	6	4	41	30

1st Smythe Division, 1st Overall. Playoffs: Won Smythe Division Semi-Final 3-0 vs Vancouver, Lost Smythe Division Final 4-3 vs Calgary.

PLAYER	REGULAR SEASON					PLAYOFFS					GAME-BY-GAME RESULTS				
	GP	G	A	PTS	PIM	GP	G	A	PTS	PIM	DATE	OPPONENT	RESULT	RECORD	
Wayne Gretzky	80	52	163	215	46	10	8	11	19	2	O. 10	WPG	W. 4-3	1-0-0	
Paul Coffey	79	48	90	138	120	10	1	9	10	30	O. 13	STL	W. 6-3	2-0-0	
Jari Kurri	78	68	63	131	22	10	2	10	12	4	O. 16	NYI	W. 6-4	3-0-0	
Glenn Anderson	72	54	48	102	90	10	8	3	11	14	O. 18	BOS	W. 3-2	4-0-0	
Mark Messier	63	35	49	84	68	10	4	6	10	18	O. 20	@ LA	W. 8-5	5-0-0	
Mark Napier	80	24	32	56	14	10	1	4	5	0	O. 23	@ Wpg	L. 3-9	5-1-0	
Craig MacTavish	74	23	24	47	70	10	4	4	8	11	O. 25	CGY	W. 5-3	6-1-0	
Charlie Huddy	76	6	35	41	55	7	0	2	2	0	O. 28	@ Cgy	W. 6-4	7-1-0	
Mike Krushelnyski	54	16	24	40	22	10	4	5	9	16	O. 28	WPG	W. 7-3	8-1-0	
Raimo Summanen	73	19	18	37	16	5	1	1	2	0	N. 1	BUF	W. 0-2	8-2-0	
Dave Hunter	62	15	22	37	77	10	2	3	5	23	N. 3	TOR	W. 7-1	9-2-0	
Kevin McClelland	79	11	25	36	266	10	1	0	1	32	N. 5	@ Van	W. 6-4	10-2-0	
Randy Gregg	64	2	26	28	47	10	1	0	1	12	N. 6	@ LA	T. 4-4	10-2-1	
Lee Fogolin	80	4	22	26	129	8	0	2	2	10	N. 8	VAN	W. 13-0	OT	
Steve Smith	55	4	20	24	166	6	0	1	1	14	N. 12	@ Wsh	L. 2-5	11-3-1	
Marty McSorley	59	11	12	23	265	8	0	2	2	50	N. 14	@ Phi	L. 3-5	11-4-1	
Dave Lumley	46	11	9	20	35	3	0	2	2	2	N. 16	@ NYI	T. 4-4	11-4-2	
Dave Semenko	69	6	12	18	141	6	0	0	0	32	N. 17	@ NYR	W. 3-2	OT	
Kevin Lowe	74	2	16	18	90	10	1	3	4	15	N. 19	@ Que	W. 5-4	12-4-2	
Esa Tikkanen	35	7	6	13	28	8	3	2	5	7	N. 20	@ Mtl	W. 5-4	OT	
Don Jackson	45	2	8	10	93	8	0	0	0	21	N. 23	NJ	W. 3-2	15-4-2	
Mike Rogers (NYR)	9	1	3	4	2	-	-	-	-	-	N. 27	VAN	T. 5-5	OT	
(EDM)	8	1	0	1	0	-	-	-	-	-	N. 30	HFD	W. 8-5	15-4-3	
(TOT)	17	2	3	5	2	-	-	-	-	-	N. 31	CGY	W. 5-3	16-3-3	
Gord Sherven (MIN)	13	0	2	2	11	-	-	-	-	-	D. 3	@ LA	W. 8-4	18-4-3	
(EDM)	5	1	1	2	4	-	-	-	-	-	D. 5	LA	T. 6-6	OT	
(TOT)	18	1	3	4	15	-	-	-	-	-	D. 7	MIN	W. 8-4	19-4-4	
Risto Jalo	3	0	3	3	0	-	-	-	-	-	D. 8	CHI	W. 4-3	20-4-4	
Grant Fuhr	40	0	2	2	0	9	0	1	1	0	D. 10	@ Stl	L. 3-7	20-5-4	
Andy Moog	47	0	2	2	8	1	0	0	0	0	D. 11	@ Chi	W. 12-9	21-5-4	
Ken Solheim	6	1	0	1	5	-	-	-	-	-	D. 13	@ Wpg	W. 6-3	22-5-4	
Jeff Brubaker (TOR)	21	0	0	0	67	-	-	-	-	-	D. 15	VAN	W. 5-3	23-5-4	
(EDM)	4	1	0	1	12	-	-	-	-	-	D. 18	WSH	L. 2-5	23-6-4	
(TOT)	25	1	0	1	79	-	-	-	-	-	D. 20	LA	W. 9-4	24-6-4	
Dean Hopkins	1	0	0	0	0	-	-	-	-	-	D. 22	WPG	L. 5-7	24-7-4	
Mike Moller	1	0	0	0	0	-	-	-	-	-	D. 29	@ Van	W. 5-3	25-7-4	
Selmar Odelein	4	0	0	0	0	-	-	-	-	-	D. 31	PHI	W. 4-3	26-7-4	
Jeff Beukeboom	-	-	-	-	-	1	0	0	0	4	J. 2	@ Cgy	W. 4-3	27-7-4	
GOALTENDER	GP	MINS	GA	SO	GAA.	W-L-T	GP	MIN	GA	GAA.	W-L	J. 4	HFD	W. 4-3	28-7-4
Andy Moog	47	2664	164	1	3.69	29-7-0	1	60	1	1.00	1-0	J. 5	CGY	W. 6-3	29-7-4
Grant Fuhr	40	2184	143	0	3.93	29-8-0	9	541	28	3.11	5-4	J. 8	@ Tor	L. 9-11	29-8-4
												J. 10	@ Que	L. 3-5	29-9-4
												J. 11	@ Mtl	W. 6-3	30-9-4
												J. 13	@ Bos	W. 5-3	31-9-4
												J. 15	@ Hfd	W. 4-1	32-9-4
												J. 18	NYR	L. 4-5	32-10-4
												J. 22	PIT	L. 4-7	32-11-4
												J. 24	NJ	W. 7-6	OT
												J. 25	LA	W. 5-2	33-11-4
												J. 27	@ Chi	W. 4-3	34-11-4
												J. 29	@ Stl	T. 5-5	35-11-4
												J. 31	CGY	W. 7-4	36-11-5
												F. 6	@ Cgy	W. 7-4	36-11-6
												F. 7	@ NYI	W. 6-4	37-11-6
												F. 8	@ Wsh	L. 4-5	OT
												F. 9	@ Buf	L. 2-4	37-12-6
												F. 11	@ Det	W. 3-2	38-13-6
												F. 14	QUE	W. 8-2	39-13-6
												F. 16	BUF	W. 7-5	40-13-6
												F. 19	TOR	W. 9-5	41-13-6
												F. 22	BOS	L. 5-6	OT
												F. 24	MTL	W. 3-2	42-14-6
												F. 26	@ Wpg	W. 8-2	43-14-6
												M. 2	PHI	W. 2-1	OT
												M. 4	@ Van	W. 6-2	44-14-6
												M. 5	LA	W. 6-3	45-14-6
												M. 7	PIT	W. 7-3	47-14-6
												M. 9	@ LA	W. 7-3	48-14-6
												M. 11	@ Min	L. 0-4	48-15-6
												M. 12	@ Wpg	W. 8-5	49-15-6
												M. 14	DET	W. 12-3	50-15-6
												M. 18	WPG	W. 6-2	51-15-6
												M. 21	MIN	W. 5-4	OT
												M. 25	@ Det	W. 7-2	53-15-6
												M. 26	@ Pit	W. 8-3	54-15-6
												M. 28	@ NYR	L. 2-4	54-16-6
												M. 29	@ NYI	T. 4-4	OT
												A. 2	VAN	W. 8-4	55-16-7
												A. 4	@ Cgy	L. 3-2	55-17-7
												A. 6	@ Van	W. 3-9	56-17-7



EDMONTON OILERS 1986-87 RESULTS & STATISTICS

COACH	REGULAR SEASON					PLAYOFFS						
	GP	W	L	T	PTS	GF	GA	GP	W	L	GF	GA
Glen Sather	80	50	24	6	106	372	284	21	16	5	87	57

STANLEY CUP CHAMPIONS, 1st Smythe Division, 1st Overall. Playoffs: Won Smythe Division Semi-Final 4-1 vs Los Angeles, Won Smythe Division Final 4-0 vs Winnipeg, Won Campbell Conference Final 4-1 vs Detroit, Won Stanley Cup Final 4-3 vs Philadelphia.

PLAYER	REGULAR SEASON					PLAYOFFS					GAME-BY-GAME RESULTS			RECORD	
	GP	G	A	PTS	PIM	GP	G	A	PTS	PIM	DATE	OPPONENT	RESULT		
Wayne Gretzky	79	62	121	183	28	21	5	29	34	6	O. 9	@ Phi	L. 1-2	0-1-0	
Jari Kurri	79	54	54	108	41	21	15	10	25	20	O. 11	@ Mtl	W. 5-4	1-1-0	
Mark Messier	77	37	70	107	73	21	12	16	28	16	O. 12	@ Wpg	L. 3-5	1-2-0	
Esa Tikkanen	76	34	44	78	120	21	7	2	9	20	O. 15	QUE	W. 5-2	2-2-0	
Glenn Anderson	80	35	38	73	65	21	14	13	27	59	O. 17	DET	W. 4-3	3-2-0	
Paul Coffey	59	17	50	67	49	17	3	8	11	30	O. 19	@ LA	L. 6-7	3-3-0	
Kent Nilsson (MIN)	44	13	33	46	12	-	-	-	-	-	O. 21	CHI	L. 9-1	1-4-0	
(EDM)	17	5	12	17	4	21	6	13	19	6	O. 22	@ Cgy	L. 3-6	4-3-0	
(TOT)	61	18	45	63	16	-	-	-	-	-	O. 24	BOS	W. 6-2	5-4-0	
Mike Krushelnyski	80	16	35	51	67	21	3	4	7	18	O. 26	VAN	W. 3-2	6-4-0	
Craig MacTavish	79	20	19	39	55	21	1	9	10	16	O. 29	WSH	W. 6-3	7-4-0	
Kevin Lowe	77	8	29	37	94	21	2	4	6	22	O. 31	@ Van	W. 6-2	8-4-0	
Moe Lemay (VAN)	52	9	17	26	128	-	-	-	-	-	N. 2	LA	T. 5-5	8-4-1	
(EDM)	10	1	2	3	36	9	2	1	3	11	N. 5	CGY	L. 1-3	8-5-1	
(TOT)	62	10	19	29	164	-	-	-	-	-	N. 7	@ Cgy	L. 4-6	8-6-1	
Craig Muni	79	7	22	29	85	14	0	2	2	17	N. 8	MTL	W. 4-3	9-6-1	
Kevin McClelland	72	12	13	25	238	21	2	3	5	43	N. 11	@ NYI	W. 3-2	10-6-1	
Randy Gregg	52	8	16	24	42	18	3	6	9	17	N. 13	@ Bos	L. 3-4	10-7-1	
Steve Smith	62	7	15	22	165	15	1	3	4	45	N. 16	@ Hfd	L. 2-6	10-8-1	
Mark Napier	62	8	13	21	2	-	-	-	-	-	N. 19	@ NYR	W. 8-6	11-8-1	
Charlie Huddy	58	4	15	19	35	21	1	7	8	21	N. 22	VAN	W. 5-4	OT 12-8-1	
Raimo Summanen	48	10	7	17	15	-	-	-	-	-	N. 24	@ Cgy	W. 5-2	13-8-1	
Dave Hunter	77	6	9	15	75	21	3	3	6	20	N. 26	WPG	L. 5-6	13-9-1	
Reijo Ruotsalainen	16	5	8	13	6	21	2	5	7	10	N. 28	CHI	L. 4-3	14-9-1	
Normand Lacombe (BUF)	39	4	7	11	8	-	-	-	-	-	D. 3	NYI	W. 7-1	15-10-1	
(EDM)	1	0	0	0	2	-	-	-	-	-	D. 5	@ Pit	W. 4-2	16-10-1	
(TOT)	40	4	7	11	10	-	-	-	-	-	D. 7	@ Phi	L. 2-5	16-11-1	
Jeff Beukeboom	44	3	8	11	124	-	-	-	-	-	D. 9	@ Min	W. 3-2	17-11-1	
Marty McSorley	41	2	4	6	159	21	4	3	7	65	D. 10	@ Wpg	W. 7-4	18-11-1	
Jaroslav Pouzar	12	2	3	5	6	5	1	1	2	2	D. 12	WPG	W. 6-1	19-11-1	
Stu Kulak	23	3	1	4	41	-	-	-	-	-	D. 14	@ LA	W. 4-2	20-11-1	
Danny Gare	18	1	3	4	6	-	-	-	-	-	D. 17	QUE	W. 5-3	21-11-1	
Lee Fogolin	35	1	3	4	17	-	-	-	-	-	D. 19	VAN	W. 4-2	22-11-1	
Mike Moller	6	2	1	3	0	-	-	-	-	-	D. 20	LA	L. 8-8	OT 22-11-2	
Steve Graves	12	2	0	2	0	-	-	-	-	-	D. 23	WPG	L. 1-2	22-12-2	
Grant Fuhr	44	0	2	2	6	19	0	1	1	0	D. 28	PHI	W. 6-4	23-12-2	
Andy Moog	46	0	2	2	8	2	0	0	0	0	D. 30	@ Van	W. 7-3	24-12-2	
Dave Lumley	1	0	0	0	0	-	-	-	-	-	J. 3	@ LA	W. 8-1	25-12-2	
Wayne Van Dorp	3	0	0	0	25	3	0	0	0	2	J. 7	L.	L. 1-6	25-13-2	
Dave Semenko	5	0	0	0	0	-	-	-	-	-	J. 9	STL	W. 5-1	26-13-2	
Kelly Buchberger	-	-	-	-	-	3	0	1	1	5	J. 11	CGY	W. 5-3	27-13-2	
GOALTENDER	GP	MINS	GA	SO	GAA.	W-L-T	GP	MIN	GA	GAA.	W-L				
Grant Fuhr	44	2388	137	0	3.44	22-13-3	19	1148	47	2.46	14-5	J. 13	@ Det	W. 5-3	28-13-2
Andy Moog	46	2461	144	0	3.51	28-11-3	2	120	8	4.00	2-0	J. 15	@ Que	W. 4-1	29-13-2
												J. 17	@ Tor	W. 4-2	30-13-2
												J. 18	@ Buf	L. 5-6	OT 30-14-2
												J. 21	@ Wpg	W. 5-3	31-14-2
												J. 23	NYR	W. 7-4	32-14-2
												J. 24	PIT	W. 4-2	33-14-2
												J. 27	@ Van	T. 4-4	OT 33-14-3
												J. 28	VAN	W. 7-3	34-14-3
												J. 30	MIN	T. 2-2	OT 34-14-4
												F. 1	@ Chi	L. 4-6	34-15-4
												F. 3	@ Stl	W. 4-2	35-15-4
												F. 4	@ Min	W. 6-5	36-15-4
												F. 6	NYI	T. 3-3	36-15-5
												F. 17	STL	W. 3-3	37-15-5
												F. 18	WSH	L. 3-2	37-16-5
												F. 22	TOR	W. 9-2	38-16-5
												F. 24	@ Wpg	L. 2-5	38-17-5
												F. 25	@ Pit	L. 2-5	38-18-5
												F. 27	@ NY	L. 2-4	38-19-5
												M. 4	@ Wsh	L. 2-5	38-20-5
												M. 6	@ Van	W. 8-5	39-20-5
												M. 7	LA	W. 9-3	40-20-5
												M. 11	MTL	W. 5-3	41-20-5
												M. 14	DET	W. 6-3	42-20-5
												M. 15	BUF	W. 5-3	43-20-5
												M. 17	HFD	W. 4-1	44-20-5
												M. 19	NY	W. 7-4	45-20-5
												M. 20	@ Cgy	L. 4-5	45-21-5
												M. 23	CGY	L. 3-6	45-22-5
												M. 25	@ NY	W. 7-6	46-22-5
												M. 26	@ Hfd	W. 5-3	47-22-5
												M. 28	@ Bos	L. 1-4	47-23-5
												M. 29	@ Tor	L. 2-4	47-24-5
												M. 31	@ Buf	W. 3-2	48-24-5
												A. 2	WPG	W. 5-4	OT 49-24-5
												A. 4	CGY	T. 4-4	OT 49-24-6
												A. 4	@ LA	W. 7-3	50-24-6



EDMONTON OILERS 1987-88 RESULTS & STATISTICS

COACH	REGULAR SEASON								PLAYOFFS				
	GP	W	L	T	PTS	GF	GA	GP	W	L	GF	GA	
Glen Sather	80	44	25	11	99	363	288	18	16	2	84	53	

STANLEY CUP CHAMPIONS, 2nd Smyth Division, 3rd Overall. Playoffs: Won Smythe Division Semi-Final 4-1 vs Winnipeg, Won Smythe Division Final 4-0 vs Calgary, Won Campbell Conference Final 4-1 vs Detroit, Won Stanley Cup Final 4-0 vs Boston.

PLAYER	REGULAR SEASON					PLAYOFFS					DATE	GAME-BY-GAME RESULTS			RECORD
	GP	G	A	PTS	PIM	GP	G	A	PTS	PIM		OPPONENT	RESULT		
Wayne Gretzky	64	40	109	149	24	19	12	31	43	16	O. 9	DET	L 1-4	0-1-0	
Mark Messier	77	37	74	111	103	19	11	23	34	29	O. 11	@ LA	W 9-2	1-1-0	
Jari Kurri	80	43	53	96	30	19	14	17	31	12	O. 14	CGY	L 4-5	1-2-0	
Craig Simpson (PIT)	21	13	13	26	34	-	-	-	-	-	O. 16	@ Cgy	W 5-2	2-2-0	
(EDM)	59	43	21	64	43	19	13	6	19	26	O. 17	BOS	W 4-3	3-2-0	
(TOT)	80	56	34	90	77	-	-	-	-	-	O. 21	LA	W 6-2	4-2-0	
Glenn Anderson	80	38	50	88	58	19	9	16	25	49	O. 23	@ Van	W 5-4	5-2-0	
Esa Tikkanen	80	23	51	74	153	19	10	17	27	72	O. 24	VAN	W 9-5	6-2-0	
Geoff Courtinall (BOS)	62	32	26	58	108	-	-	-	-	-	O. 27	@ Que	L 0-5	6-3-0	
(EDM)	12	4	4	8	15	19	0	3	3	23	O. 28	@ Mtl	L 1-3	6-4-0	
(TOT)	74	36	30	66	123	-	-	-	-	-	O. 31	@ NJ	W 5-6	6-5-0	
Steve Smith	79	12	43	55	286	19	1	11	12	55	N. 1	@ NYR	W 7-2	7-5-0	
Mike Krushelnyski	76	20	27	47	64	19	4	6	10	12	N. 4	NYR	W 7-2	8-5-0	
Charlie Huddy	77	13	28	41	71	13	4	5	9	10	N. 5	@ Cgy	T 4-4	8-5-1	
Craig MacTavish	80	15	17	32	47	19	0	1	1	31	N. 7	BUF	W 5-0	9-5-1	
Keith Acton (MIN)	46	8	11	19	74	-	-	-	-	-	N. 10	@ LA	T 4-4	9-5-2	
(EDM)	26	3	6	9	21	7	2	0	2	16	N. 14	@ STL	W 6-5	10-5-2	
(TOT)	72	11	17	28	95	-	-	-	-	-	N. 15	@ Chi	L 4-3	10-9-2	
Dave Hannan (PIT)	21	4	3	7	23	-	-	-	-	-	N. 18	PIT	W 4-1	11-6-2	
(EDM)	51	9	11	20	43	12	1	1	2	8	N. 22	@ Wpg	L 3-4	12-7-2	
(TOT)	72	13	14	27	66	-	-	-	-	-	N. 25	NJ	L 7-8	12-8-2	
Marty McSorley	60	9	17	26	223	16	0	3	3	67	N. 27	CHI	W 4-3	13-8-2	
Jeff Beukeboom	73	5	20	25	201	7	0	0	0	16	N. 29	@ Buf	W 5-2	14-8-2	
Kevin Lowe	70	9	15	24	89	19	0	2	2	26	D. 1	@ Wsh	L 2-4	14-9-2	
Craig Muni	72	4	15	19	77	19	0	4	4	31	D. 2	@ Det	L 4-7	14-10-2	
Normand Lacombe	53	8	9	17	36	19	3	0	3	28	D. 5	TOR	W 5-2	15-10-2	
Kevin McClelland	74	10	6	16	281	19	2	3	5	68	D. 6	MIN	W 10-4	16-10-2	
Chris Joseph (PIT)	17	0	4	4	12	-	-	-	-	-	D. 9	WPG	W 2-0	17-10-2	
(EDM)	7	0	4	4	6	-	-	-	-	-	D. 11	VAN	W 6-3	18-10-2	
(TOT)	24	0	8	8	18	-	-	-	-	-	D. 12	@ Van	L 2-1	19-10-2	
Grant Fuhr	75	0	8	8	16	19	0	1	1	6	D. 16	@ LA	L 5-7	19-11-2	
Steve Graves	21	3	4	7	10	-	-	-	-	-	D. 18	WPG	L 5-5	19-11-3	
Steve Dykstra (BUF)	27	1	1	2	91	-	-	-	-	-	D. 19	HFD	L 3-4	19-12-3	
(EDM)	15	2	3	5	39	-	-	-	-	-	D. 22	LA	W 5-2	19-13-3	
(TOT)	42	3	4	7	130	-	-	-	-	-	D. 26	@ Cgy	W 5-4	20-13-3	
Dave Hunter	21	3	3	6	6	-	-	-	-	-	D. 28	VAN	W 7-3	21-13-3	
Moe Martha	25	0	6	6	26	-	-	-	-	-	D. 30	PHI	W 6-0	22-13-3	
Tom McMurphy	9	4	1	5	8	-	-	-	-	-	J. 2	@ Wsh	L 2-2	22-14-3	
John Miner	14	2	3	5	16	-	-	-	-	-	J. 4	@ Bos	T 2-2	23-14-4	
Ron Shudra	10	0	5	5	6	-	-	-	-	-	J. 6	@ Hfd	W 5-1	23-14-4	
Jim Wiemer	12	1	2	3	15	2	0	0	0	2	J. 8	@ Wpg	T 4-4	24-13-5	
Randy Gregg	15	1	2	3	8	19	1	8	9	24	J. 9	NYI	W 5-2	25-13-5	
Bill Ranford	6	0	2	2	0	-	-	-	-	-	J. 11	Wsh	W 5-2	26-13-5	
Selmar Odelein	12	0	2	2	33	-	-	-	-	-	J. 13	CGY	W 5-3	27-13-5	
Jim Ennis	5	1	0	1	10	-	-	-	-	-	J. 15	WPG	T 4-4	27-13-6	
Kelly Buchberger	19	1	0	1	81	-	-	-	-	-	J. 18	@ Mtl	L 4-6	27-14-6	
Scott Metcalfe	2	0	0	0	0	-	-	-	-	-	J. 19	@ Que	T 4-4	27-14-7	
Warren Skorodenski	3	0	0	0	0	-	-	-	-	-	J. 21	@ Phi	L 1-3	27-15-7	
Moe Lemay	4	0	0	0	2	-	-	-	-	-	J. 23	@ NYI	L 2-3	27-16-7	
Dave Donnelly	4	0	0	0	4	-	-	-	-	-	J. 25	@ Pit	L 4-4	28-16-7	
Daryl Reaugh	6	0	0	0	0	-	-	-	-	-	J. 29	CGY	W 6-5	28-17-7	
GOALTENDER	GP	MIN	GA	SO	GA.	W-L-T	GP	MIN	GA	GA.	W-L	J. 30	HFD	W 5-2	29-17-7
Bill Ranford	6	325	16	0	2.95	3-0-2	-	-	-	-	-	F. 3	NY	W 8-5	30-17-7
Grant Fuhr	75	4304	246	4	3.43	40-24-9	19	1136	55	2.90	16-2	F. 6	@ LA	W 7-2	30-18-7
Daryl Reaugh	6	176	14	0	4.77	1-1-0	-	-	-	-	-	F. 11	@ Van	L 7-2	31-18-7
Warren Skorodenski	3	61	7	0	6.89	0-0-0	-	-	-	-	-	F. 12	BOS	W 4-7	31-19-7
												F. 14	VAN	T 7-6	32-19-7
												F. 17	TOT	L 4-4	32-19-8
												F. 19	PIT	W 7-3	33-19-8
												F. 21	@ Wpg	W 4-3	34-19-8
												F. 23	@ Stl	W 6-4	35-19-8
												F. 24	@ Chi	L 4-6	35-20-8
												F. 28	CGY	L 2-3	35-21-8
												M. 1	LA	W 5-3	36-21-8
												M. 5	PHI	L 7-4	37-21-8
												M. 7	@ Cgy	W 5-2	37-22-8
												M. 9	@ Wpg	W 6-0	38-22-8
												M. 12	@ NYI	L 1-4	38-23-8
												M. 15	@ Van	T 3-3	38-23-9
												M. 18	BUF	L 6-4	39-23-9
												M. 20	WPG	W 4-1	40-23-9
												M. 22	@ Min	T 5-5	40-23-9
												M. 24	@ Det	W 6-4	41-23-10
												M. 26	@ NYR	L 1-6	41-24-10
												M. 28	@ NYI	L 4-5	41-25-10
												M. 30	@ Tor	W 6-4	42-25-10
												A. 1	MIN	W 6-3	43-25-10
												A. 3	STL	W 9-2	44-25-10
												A. 3	L A	T 5-5	44-25-11



EDMONTON OILERS 1989-90 RESULTS & STATISTICS

COACH	REGULAR SEASON					PLAYOFFS						
	GP	W	L	T	PTS	GF	GA	GP	W	L	GF	GA
John Muckler	80	38	28	14	90	315	283	22	16	6	93	60

STANLEY CUP CHAMPIONS, 2nd Smyth Division, 5th Overall. Playoffs: Won Smythe Division Semi-Final 4-3 vs Winnipeg, Won Smythe Division Final 4-0 vs Los Angeles, Won Campbell Conference Final 4-2 vs Chicago, Won Stanley Cup Final 4-1 vs. Boston.

PLAYER	REGULAR SEASON					PLAYOFFS					DATE	OPPONENT	GAME-BY-GAME RESULTS	RECORD		
	GP	G	A	PTS	PIM	GP	G	A	PTS	PIM						
Mark Messier	79	45	84	129	79	22	9	22	31	20	O.	5	@ Van	W	4-1	1-0-0
Jari Kurri	78	33	60	93	48	22	10	15	25	18	O.	7	@ LA	W	6-5	2-0-0
Glenn Anderson	73	34	38	72	107	22	10	12	22	20	O.	11	VAN	L	2-5	2-1-0
Petr Klíma (PIT)	13	5	5	10	6	-	-	-	-	-	O.	13	BOS	T	3-3	2-2-1
(EDM)	63	25	28	53	66	21	5	0	5	8	O.	18	LA	L	4-5	2-2-1
(TOT)	76	30	33	63	72	-	-	-	-	-	O.	19	WPG	L	7-2	3-2-1
Esa Tikkanen	79	30	33	63	161	22	13	11	24	26	O.	19	BOS	L	3-0	3-3-1
Craig Simpson	80	29	32	61	180	22	16	15	31	8	O.	22	@ Wpg	L	4-5	3-4-1
Craig MacTavish	80	21	22	43	89	22	2	6	8	29	O.	24	@ NYI	T	3-3	3-4-2
Steve Smith	75	7	34	41	171	22	5	10	15	37	O.	25	@ NYR	T	3-3	3-4-3
Kevin Lowe	78	7	26	33	140	20	0	2	2	10	O.	28	@ Que	T	6-3	4-4-3
Joe Murphy (DET)	9	3	1	4	4	-	-	-	-	-	O.	29	@ Mtl	L	4-5	4-5-3
(EDM)	62	7	18	25	56	22	6	8	14	16	N.	1	NJ	T	6-6	4-5-4
(TOT)	71	10	19	29	60	-	-	-	-	-	N.	3	CGY	W	1-2	5-5-4
Mark Lamb	58	12	16	28	42	22	6	11	17	2	N.	4	PIT	L	1-3	5-6-4
Martin Gelinas	46	17	8	25	30	20	2	3	5	6	N.	6	@ Cgy	L	1-5	5-7-4
Randy Gregg	48	4	20	24	42	20	2	6	8	16	N.	9	@ Bos	W	5-6	5-8-4
Charlie Huddy	70	1	23	24	56	22	0	6	6	10	N.	11	@ Wsh	L	5-3	6-8-4
Adam Graves (DET)	13	0	1	1	13	-	-	-	-	-	N.	12	@ Buf	L	2-2	6-9-4
(EDM)	63	9	12	21	123	22	5	6	11	17	N.	15	LA	L	2-2	6-9-5
(TOT)	76	9	13	22	136	-	-	-	-	-	N.	17	BUF	W	3-0	7-9-5
Vladimir Ruzicka	25	11	6	17	10	-	-	-	-	-	N.	19	CHI	W	5-4	8-9-5
Craig Muni	71	5	12	17	81	22	0	3	3	16	N.	21	VAN	W	1-3	9-9-5
Geoff Smith	74	4	11	15	52	20	2	3	5	6	N.	24	@ Phi	L	1-5	9-10-5
Reijo Ruotsalainen (NU)	31	2	5	7	14	-	-	-	-	-	N.	25	@ NYI	W	7-2	10-10-5
(EDM)	10	1	7	8	6	22	2	11	13	12	N.	27	@ DET	W	6-2	11-10-5
(TOT)	41	3	12	15	20	-	-	-	-	-	N.	30	@ LA	W	6-1	12-10-5
Jeff Beukeboom	46	1	12	13	86	2	0	0	0	0	D.	2	MIN	W	5-6	13-10-5
Kelly Buchberger	55	2	6	8	168	19	0	5	5	13	D.	3	TOR	W	5-3	14-10-5
Normand Lacombe	15	5	2	7	21	-	-	-	-	-	D.	8	LA	W	3-4	15-10-5
Peter Eriksson	20	3	3	6	24	-	-	-	-	-	D.	11	CGY	W	5-3	15-10-6
Dave Brown	60	0	6	6	145	3	0	0	0	0	D.	13	QUE	T	5-3	16-10-6
Bill Ranford	4	1	2	3	0	-	-	-	-	-	D.	16	@ Stl	L	3-3	16-10-7
Jimmy Carson	4	1	2	3	0	-	-	-	-	-	D.	17	@ Chi	L	5-6	16-11-7
Kevin McClelland	10	1	1	2	13	-	-	-	-	-	D.	19	@ Min	W	5-0	17-11-7
Chris Joseph	4	0	2	2	2	-	-	-	-	-	D.	21	WPG	W	3-2	18-11-7
Bill Ranford	56	0	2	2	18	22	0	2	2	4	D.	23	CGY	W	2-1	19-11-7
Mike Greenlay	2	0	1	1	0	-	-	-	-	-	D.	27	PHI	W	2-1	20-11-7
Francois Leroux	3	0	1	1	0	-	-	-	-	-	D.	29	MTL	W	6-2	21-11-7
Trevor Sim	3	0	1	1	2	-	-	-	-	-	D.	31	@ Wpg	L	2-3	21-12-7
Bruce Bell	1	0	0	0	0	-	-	-	-	-	J.	2	@ Stl	L	6-4	22-12-7
Randy Exelby	1	0	0	0	0	-	-	-	-	-	J.	3	@ Chi	L	2-3	22-13-7
Tom Lehmann	1	0	0	0	0	-	-	-	-	-	J.	6	HFD	T	4-4	22-13-8
Norm Maciver	1	0	0	0	0	-	-	-	-	-	J.	7	CGY	T	3-3	22-14-8
Mike Ware	3	0	0	0	4	-	-	-	-	-	J.	9	@ Cgy	L	3-2	23-14-8
Eldon Reddick	11	0	0	0	0	1	0	0	0	0	J.	11	@ LA	T	3-3	23-14-9
Grant Fuhr	21	0	0	0	2	-	-	-	-	-	J.	16	DET	L	4-6	23-15-9
Anatoli Semenov	-	-	-	-	-	2	0	0	0	0	J.	17	WPG	W	6-3	24-15-9
											J.	23	NVR	L	3-4	24-16-9
											J.	25	LA	L	7-6	25-16-9
											J.	27	VAN	W	6-2	26-16-9
											J.	30	@ Hfd	T	4-4	26-16-10
											J.	31	@ Det	L	5-7	26-17-10
											F.	2	@ Pit	L	3-6	26-18-10
											F.	4	@ Wsh	W	5-4	27-18-10
											F.	6	@ NJ	W	5-3	27-18-11
											F.	7	@ NYR	W	5-6	27-18-11
											F.	11	WPG	L	7-4	28-19-11
											F.	14	WSH	L	3-4	28-20-11
											F.	16	@ Van	T	2-2	28-20-12
											F.	18	MIN	W	3-2	29-20-12
											F.	20	@ Van	W	4-2	30-20-12
											F.	21	BUF	W	7-3	31-20-12
											F.	23	TOR	L	5-6	31-21-12
											F.	25	@ Cgy	L	4-10	31-22-12
											F.	28	@ LA	L	2-4	31-23-12
											M.	3	PHI	W	5-3	32-23-12
											M.	4	VAN	W	6-3	33-23-12
											M.	6	PIT	W	4-3	34-23-12
											M.	9	@ Wpg	L	5-7	34-24-12
											M.	10	@ Tor	L	2-3	34-25-12
											M.	13	@ Que	L	4-1	35-25-12
											M.	14	@ Mtl	T	3-3	35-25-13
											M.	17	NJ	L	1-4	35-26-13
											M.	18	HFD	L	1-3	35-27-13
											M.	21	STL	W	8-6	36-27-13
											M.	24	NYI	T	5-5	36-27-14
											M.	27	@ Van	L	4-1	37-27-14
											M.	30	@ Cgy	W	4-2	37-28-14
											A.	1	@ Wpg	W	2-6	38-28-14



EDMONTON OILERS 1990-91 RESULTS & STATISTICS

COACH	REGULAR SEASON					PLAYOFFS						
	GP	W	L	T	PTS	GF	GA	GP	W	L	GF	GA
John Muckler	80	37	37	6	80	272	272	18	9	9	57	60

3rd Smythe Division, 11th Overall. Playoffs: Won Smythe Division Semi-Final 4-3 vs Calgary, Won Smythe Division Final 4-2 vs Los Angeles, Lost Campbell Conference Final 4-1 vs Minnesota.

PLAYER	REGULAR SEASON					PLAYOFFS					GAME-BY-GAME RESULTS				
	GP	G	A	PTS	PIM	GP	G	A	PTS	PIM	DATE	OPPONENT	RESULT	RECORD	
Esa Tikkanen	79	27	42	69	85	18	12	8	20	24	O. 6	WPG	T. 3-3	OT	0-0-1
Petr Klima	70	40	28	68	113	18	7	6	13	16	O. 7	TOR	W. 3-2		1-0-1
Mark Messier	53	12	52	64	34	18	4	11	15	16	O. 11	@ LA	T. 5-5	OT	1-0-2
Joe Murphy	80	27	35	62	35	15	2	5	7	14	O. 14	@ Van	L. 4-5	OT	1-1-2
Craig Simpson	75	30	27	57	66	18	5	11	16	12	O. 16	STL	L. 2-5		1-2-2
Glenn Anderson	74	24	31	55	59	18	6	7	13	41	O. 19	BOS	W. 8-1		2-2-2
Steve Smith	77	13	41	54	193	18	1	2	3	45	O. 21	CGY	L. 1-3		2-3-2
Martin Gelinás	73	20	20	40	34	18	3	6	9	25	O. 25	@ Wpg	L. 2-4		2-4-2
Ken Linseman	56	7	29	36	94	2	0	1	1	0	O. 28	CGY	L. 2-4		2-5-2
Craig MacTavish	80	17	15	32	76	18	3	3	6	20	O. 28	Wsh	L. 0-1		2-6-2
Anatoli Semenov	57	15	16	31	26	12	5	5	10	6	N. 3	WPG	L. 0-1	OT	2-7-2
Charlie Huddy	53	5	22	27	32	18	3	7	10	10	N. 6	NJ	L. 2-5		2-8-2
Adam Graves	76	7	18	25	127	18	1	2	3	45	N. 8	@ STL	L. 1-2		2-9-2
Chris Joseph	49	5	17	22	59	-	-	-	-	-	N. 8	@ Chi	L. 3-5		2-10-2
Kevin Lowe	73	3	13	16	113	14	1	1	2	14	N. 10	@ LA	L. 4-7		2-11-2
Geoff Smith	59	1	12	13	55	4	0	0	0	0	N. 14	VAN	W. 5-3		3-11-2
Mark Lamb	37	4	8	12	25	15	0	5	5	20	N. 16	BUF	W. 4-2		4-11-2
Jeff Beukeboom	67	3	7	10	150	18	1	3	4	28	N. 18	NYI	W. 3-1		5-11-2
Craig Muni	76	1	9	10	77	18	0	3	3	20	N. 20	CHI	L. 1-3		5-12-2
Dave Brown	58	3	4	7	160	16	0	1	1	30	N. 23	@ Buf	L. 2-3	OT	5-13-2
Norm Maciver	21	2	5	7	14	18	0	4	4	8	N. 24	@ Pit	W. 4-1		6-13-2
Kelly Buchberger	64	3	1	4	160	12	2	1	3	25	N. 27	@ Tor	W. 7-3		7-13-2
Bill Ranford	60	0	4	4	6	3	0	0	0	0	N. 29	@ Bos	L. 2-4		7-14-2
Francois Leroux	1	0	2	2	0	-	-	-	-	-	D. 1	@ Hfd	W. 4-2		8-14-2
Brad Aitken (PIT)	6	0	1	1	25	-	-	-	-	-	D. 2	@ NYI	W. 6-5		9-14-2
(EDM)	3	0	1	1	0	-	-	-	-	-	D. 5	QUE	W. 3-2		10-14-2
(TOT)	9	0	2	2	25	-	-	-	-	-	D. 7	PHI	W. 4-3		11-14-2
Max Middendorf	3	1	0	1	2	-	-	-	-	-	D. 9	CGY	L. 2-3		11-15-2
Igor Vjazmikin	4	1	0	1	0	-	-	-	-	-	D. 12	VAN	W. 5-4		12-15-2
David Haas	5	1	0	1	0	-	-	-	-	-	D. 15	@ LA	L. 3-8		12-16-2
Greg Hawgood	6	0	1	1	6	-	-	-	-	-	D. 18	LA	W. 4-3		13-16-2
Kari Takko (MIN)	2	0	0	0	0	-	-	-	-	-	D. 20	@ Van	L. 4-7		13-17-2
(EDM)	11	0	1	1	0	-	-	-	-	-	D. 22	@ Cgy	W. 6-2		14-17-2
(TOT)	13	0	1	1	0	-	-	-	-	-	D. 23	VAN	W. 4-3		15-17-2
Eldon Reddick	2	0	0	0	0	-	-	-	-	-	D. 27	CGY	W. 4-1		16-17-2
Tomas Šršen	2	0	0	0	0	-	-	-	-	-	D. 28	@ Van	W. 5-2		17-17-2
Shaun Van Allen	2	0	0	0	0	-	-	-	-	-	D. 30	HFD	W. 4-3		18-17-2
Dan Currie	5	0	0	0	0	-	-	-	-	-	J. 2	MTL	L. 0-3		18-18-2
Grant Fuhr	13	0	0	0	0	17	0	2	2	2	J. 4	DET	W. 3-2		19-18-2
											J. 8	@ Pit	L. 1-6		19-19-2
											J. 9	@ Det	L. 3-5		19-20-2
											J. 12	@ NJ	W. 5-4	OT	20-20-2
											J. 13	@ Phi	W. 5-3		21-20-2
											J. 15	@ NYR	T. 2-2	OT	21-20-3
											J. 17	@ NYI	W. 6-1		22-20-3
											J. 22	LA	W. 4-2		23-20-3
											J. 23	@ Van	L. 5-6		23-21-3
											J. 25	NYR	L. 3-4		23-22-3
											J. 27	@ Wpg	W. 3-2		24-22-3
											J. 30	VAN	W. 9-4		25-22-3
											F. 1	CHI	W. 4-3	OT	26-22-3
											F. 2	@ Buf	W. 3-2		27-22-3
											F. 6	@ Bos	L. 5-6		27-23-3
											F. 6	@ Hfd	L. 1-5	OT	27-24-3
											F. 8	@ Wsh	L. 3-6		27-25-3
											F. 11	PIT	W. 7-5		28-25-3
											F. 12	STL	L. 2-4		28-26-3
											F. 14	LA	L. 2-4		28-27-3
											F. 16	@ Tor	L. 2-3		28-28-3
											F. 18	@ NJ	W. 4-0		29-28-3
											F. 20	@ Min	L. 1-5		29-29-3
											F. 22	DET	T. 5-5	OT	29-29-4
											F. 24	QUE	W. 6-3		30-29-4
											F. 27	@ Cgy	L. 2-4		30-30-4
											M. 1	MIN	T. 1-1	OT	30-30-5
											M. 2	MTL	L. 1-3		30-31-5
											M. 6	@ Wpg	W. 3-3		31-31-5
											M. 6	@ Min	L. 1-5		31-32-5
											M. 8	PHI	W. 5-4		32-32-5
											M. 10	WSH	L. 3-5		32-33-5
											M. 13	NYI	W. 2-1		33-33-5
											M. 15	@ Wpg	L. 3-4		33-34-5
											M. 17	@ Mtl	W. 4-2		34-34-5
											M. 19	@ Que	W. 7-6	OT	35-34-5
											M. 23	WPG	L. 0-3		35-34-5
											M. 24	@ LA	L. 3-4	OT	35-35-5
											M. 26	@ LA	L. 0-2		35-36-5
											M. 28	@ CGY	T. 4-4	OT	35-37-6
											M. 29	CGY	W. 6-5		36-37-6
											M. 31	WPG	W. 6-3		37-37-6



EDMONTON OILERS 1991-92 RESULTS & STATISTICS

COACH	REGULAR SEASON					PLAYOFFS						
	GP	W	L	T	PTS	GF	GA	GP	W	L	GF	GA
Ted Green	80	36	34	10	82	295	297	16	8	8	49	54

3rd Smythe Division, 12th Overall. Playoffs: Won Smythe Division Semi-Final 4-2 vs Los Angeles, Won Smythe Division Final 4-2 vs Vancouver, Lost Campbell Conference Final 4-0 vs Chicago.

PLAYER	REGULAR SEASON					PLAYOFFS					GAME-BY-GAME RESULTS				
	GP	G	A	PTS	PIM	GP	G	A	PTS	PIM	DATE	OPPONENT	RESULT	RECORD	
Vincent Damphousse	80	38	51	89	53	16	6	8	14	8	O. 4	@ Cgy	L	2-5	
Joe Murphy	80	35	47	82	52	16	8	16	24	12	O. 5	LA	L	2-2	
Craig Simpson	79	24	37	61	80	1	0	0	0	0	O. 8	@ STL	L	3-6	
Scott Mellanby	80	23	27	50	197	16	2	1	3	29	O. 10	@ STL	L	4-6	
Bernie Nicholls (NJR)	1	0	0	0	0	-	-	-	-	-	O. 12	CCY	W	3-1	
(EDM)	49	20	29	49	40	16	8	11	19	25	O. 15	@ Det	L	1-3	
(TOT)	50	20	29	49	40	-	-	-	-	-	O. 17	@ Chi	L	2-4	
Dave Manson	79	15	32	47	220	16	3	9	12	44	O. 19	@ NYI	W	4-2	
Kelly Buchberger	79	20	24	44	157	16	1	4	5	32	O. 20	@ NYR	W	4-3	
Anatoli Semenov	59	20	22	42	16	8	1	1	2	6	O. 23	WSH	L	5-6	
Norm Maciver	57	6	34	40	38	13	1	2	3	10	O. 26	VAN	W	5-4	
Petr Klima	57	21	13	34	52	15	1	4	5	8	O. 27	@ Van	W	6-3	
Craig MacTavish	80	12	18	30	98	16	3	0	3	28	O. 30	STL	L	2-2	
Martin Gelinias	68	11	18	29	62	15	1	3	4	10	N. 1	NJ	L	1-3	
Esa Tikkanen	40	12	16	28	44	16	5	3	8	8	N. 3	@ Van	L	2-7	
Josef Beranek	58	12	16	28	18	12	2	1	3	0	N. 6	NYI	W	5-3	
Mark Lamb	59	6	22	28	46	16	1	1	2	10	N. 8	@ SJ	L	2-6	
David Maley (NJ)	37	7	11	18	58	-	-	-	-	-	N. 9	@ LA	T	4-5	
(EDM)	23	3	6	9	46	10	1	1	2	4	N. 10	@ Phi	L	1-3	
(TOT)	60	10	17	27	104	-	-	-	-	-	N. 14	@ Que	W	6-2	
Brian Glynn (MIN)	37	2	12	14	24	-	-	-	-	-	N. 18	@ Mtl	L	0-1	
(EDM)	25	2	6	8	6	16	4	1	5	12	N. 23	WPG	L	0-4	
(TOT)	62	4	18	22	30	-	-	-	-	-	N. 27	CHI	W	6-2	
Luke Richardson	75	2	19	21	118	16	0	5	5	45	N. 29	SJ	T	4-4	
Geoff Smith	74	2	16	18	43	5	0	1	1	6	D. 1	VAN	W	7-0	
Greg Hawgood	20	2	11	13	22	13	0	3	3	23	D. 3	PIT	W	5-3	
Kevin Lowe	55	2	7	9	107	11	0	3	3	16	D. 6	@ Wpg	L	4-4	
Craig Muni	54	2	5	7	34	3	0	0	0	2	D. 8	SJ	W	3-1	
Jeff Beukeboom	18	0	5	5	78	-	-	-	-	-	D. 10	@ Van	W	7-4	
Troy Mallette	15	1	3	4	36	-	-	-	-	-	D. 12	@ SJ	L	3-6	
Louie DeBrusk	25	2	1	3	124	-	-	-	-	-	D. 15	WPG	W	7-5	
Peter Ing	12	0	3	3	0	-	-	-	-	-	D. 18	DET	L	1-4	
Bill Ranford	67	0	3	3	4	16	0	0	0	0	D. 20	@ Tor	W	7-5	
David Shaw	12	1	1	2	8	-	-	-	-	-	D. 21	@ Buf	T	4-4	
Dan Currie	7	1	0	1	0	-	-	-	-	-	D. 20	@ Bos	L	3-6	
Scott Thornton	15	0	1	1	43	1	0	0	0	0	D. 23	CGY	W	5-3	
Martin Rucinsky	2	0	0	0	0	-	-	-	-	-	D. 28	LA	L	4-9	
Steven Rice	3	0	0	0	2	-	-	-	-	-	D. 29	MTL	L	1-3	
Francois Leroux	4	0	0	0	7	-	-	-	-	-	J. 2	@ LA	L	3-5	
Chris Joseph	7	0	0	0	8	5	1	3	4	2	J. 4	@ CGY	W	3-2	
Norm Foster	10	0	0	0	2	-	-	-	-	-	J. 5	CGY	L	2-3	
Ron Tugnutt (QUE)	30	0	0	0	0	-	-	-	-	-	J. 8	@ Wpg	L	2-5	
(EDM)	3	0	0	0	2	2	0	0	0	0	J. 10	@ Buf	L	2-8	
(TOR)	33	0	0	0	2	-	-	-	-	-	J. 11	@ Det	T	5-5	
GOALTENDER	GP	MIN	GA	SO	GAA	W-L-T	GP	MIN	GA	GAA	W-L				
Norm Foster	10	439	20	0	2.73	5-3-0	-	-	-	-	-	J. 13	@ Min	W	4-2
Bill Ranford	67	3822	228	1	3.58	27-16-10	16	909	51	3.37	8-8	J. 15	@ Hfd	W	3-1
Peter Ing	12	463	33	0	4.28	3-4-0	-	-	-	-	-	F. 15	@ Phi	L	5-8
Ron Tugnutt	3	124	10	0	4.84	1-1-0	2	60	3	3.00	0-0	F. 16	@ Tor	L	5-7
												F. 19	LA	W	4-3
												F. 21	BOS	L	3-5
												F. 23	BUF	W	5-2
												F. 26	WPG	W	6-1
												F. 28	PHI	W	4-2
												M. 1	@ Wpg	W	4-2
												M. 4	TOR	L	2-5
												M. 6	STL	W	5-3
												M. 11	NJ	T	2-2
												M. 14	HFD	W	3-1
												M. 17	@ Pit	L	5-6
												M. 19	@ NJ	W	5-3
												M. 21	@ Bos	W	4-3
												M. 22	@ Wsh	L	2-6
												M. 24	@ Cgy	L	4-4
												M. 27	MIN	W	5-3
												M. 29	LA	T	2-2
												M. 31	@ Cgy	L	2-5
												A. 12	SJ	W	6-4
												A. 14	WPG	L	2-6



EDMONTON OILERS 1992-93 RESULTS & STATISTICS

COACH	REGULAR SEASON					PLAYOFFS						
	GP	W	L	T	PTS	GF	GA	GP	W	L	GF	GA
Ted Green	84	26	50	8	60	242	337	-	-	-	-	-

5th Smythe Division, 20th Overall. Playoffs: Did not qualify.

PLAYER	REGULAR SEASON					PLAYOFFS					DATE	GAME-BY-GAME RESULTS		RECORD
	GP	G	A	PTS	PIM	GP	G	A	PTS	PIM		OPPONENT	RESULT	
Petr Klima	68	32	16	48	100	-	-	-	-	-	O. 6	6	0-1-0	
Doug Weight (NYR)	65	15	25	40	55	-	-	-	-	-	O. 8	8	0-2-0	
(EDM)	13	2	6	8	10	-	-	-	-	-	O. 10	10	2-3-0	
(TOT)	78	17	31	48	65	-	-	-	-	-	O. 11	11	0-3-1	
Shayne Corson	80	16	31	47	209	-	-	-	-	-	O. 14	14	0-4-1	
Craig Simpson	60	24	22	46	36	-	-	-	-	-	O. 15	15	1-5-1	
Dave Manson	83	15	30	45	210	-	-	-	-	-	O. 17	17	1-6-1	
Todd Elik (MIN)	46	13	18	31	48	-	-	-	-	-	O. 20	20	1-7-1	
(EDM)	14	1	9	10	8	-	-	-	-	-	O. 23	23	1-8-1	
(TOT)	60	14	27	41	56	-	-	-	-	-	O. 25	25	1-8-1	
Bernie Nicholls	46	8	32	40	40	-	-	-	-	-	O. 28	28	2-8-1	
Zdeno Ciger (NY)	27	4	8	12	2	-	-	-	-	-	O. 31	31	4-8-1	
(EDM)	37	9	15	24	6	-	-	-	-	-	N. 3	3	5-8-1	
(TOT)	64	13	23	36	8	-	-	-	-	-	N. 6	6	5-8-1	
Brian Benning (PHI)	37	9	17	26	93	-	-	-	-	-	N. 7	7	5-8-1	
(EDM)	18	1	7	8	59	-	-	-	-	-	N. 10	10	5-8-3	
(TOT)	55	10	24	34	152	-	-	-	-	-	N. 12	12	6-8-3	
Esa Tikkanen	66	14	19	33	76	-	-	-	-	-	N. 14	14	6-9-3	
Scott Mellanby	69	15	17	32	147	-	-	-	-	-	N. 18	18	7-9-3	
Kelly Buchberger	83	12	18	30	133	-	-	-	-	-	N. 21	21	7-10-3	
Craig MacTavish	82	10	20	30	110	-	-	-	-	-	N. 22	22	7-10-4	
Igor Kravchuk (CHI)	38	6	9	15	30	-	-	-	-	-	N. 25	25	7-12-4	
(EDM)	17	4	8	12	2	-	-	-	-	-	N. 27	27	8-12-4	
(TOT)	55	10	17	27	32	-	-	-	-	-	D. 28	28	9-15-4	
Martin Gelinas	65	11	12	23	30	-	-	-	-	-	D. 3	3	9-15-4	
Kevin Todd (NY)	30	5	5	10	16	-	-	-	-	-	D. 5	5	10-15-4	
(EDM)	25	4	9	13	10	-	-	-	-	-	D. 7	7	11-15-4	
(TOT)	55	9	14	23	26	-	-	-	-	-	D. 8	8	11-16-4	
Brent Gilchrist	60	10	10	20	47	-	-	-	-	-	D. 10	10	11-17-4	
Shjon Podein	40	13	6	19	25	-	-	-	-	-	D. 12	12	12-17-5	
Greg Hawgood	29	5	13	18	35	-	-	-	-	-	D. 16	16	12-18-5	
Geoff Smith	78	4	14	18	30	-	-	-	-	-	D. 21	21	13-18-5	
Brian Glynn	64	4	12	16	60	-	-	-	-	-	D. 23	23	13-19-5	
Luke Richardson	82	3	10	13	142	-	-	-	-	-	D. 29	29	13-20-5	
Chris Joseph	33	2	10	12	48	-	-	-	-	-	D. 31	31	13-21-5	
Vladimir Vujtek	30	1	10	11	8	-	-	-	-	-	J. 2	2	14-21-5	
Craig Muni	72	0	11	11	67	-	-	-	-	-	J. 3	3	14-21-6	
Louie DeBrusk	51	8	2	10	205	-	-	-	-	-	J. 5	5	14-22-6	
Brad Werenka	27	5	4	9	24	-	-	-	-	-	J. 7	7	14-22-7	
Josef Beranek	26	2	6	8	28	-	-	-	-	-	J. 9	9	14-23-7	
Mike Hudson (CHI)	36	1	6	7	44	-	-	-	-	-	J. 10	10	14-24-7	
(EDM)	5	0	1	1	2	-	-	-	-	-	J. 10	10	14-24-7	
(TOT)	41	1	7	8	46	-	-	-	-	-	J. 11	11	15-25-7	
Steven Rice	28	2	5	7	28	-	-	-	-	-	J. 15	15	15-25-7	
Shaun Van Allen	21	1	4	5	6	-	-	-	-	-	J. 17	17	16-26-7	
Bill McDougall	4	2	1	3	4	-	-	-	-	-	J. 19	19	17-26-7	
Bill Ranford	67	0	3	3	10	-	-	-	-	-	J. 22	22	17-27-7	
Tyler Wright	7	1	1	2	19	-	-	-	-	-	J. 23	23	17-27-8	
David Maley	13	1	1	2	29	-	-	-	-	-	J. 31	31	18-27-8	
Scott Thornton	9	0	1	1	0	-	-	-	-	-	F. 2	2	18-27-8	
Francois Leroux	1	0	0	0	0	-	-	-	-	-	F. 6	6	19-28-8	
Dan Currie	5	0	0	0	4	-	-	-	-	-	F. 9	9	20-28-8	
Ron Tugnutt	26	0	0	0	2	-	-	-	-	-	F. 12	12	21-28-8	
(GOALTENDER)	GP	MINS	GA	SO	GAA.	W-L-T	GP	MIN	GA	GAA.	W-L			
Bill Ranford	67	3753	240	1	3.84	17-38-6	-	-	-	-	-			
Ron Tugnutt	26	1338	93	0	4.17	9-12-2	-	-	-	-	-			

x-Denotes neutral site game.



EDMONTON OILERS 1993-94 RESULTS & STATISTICS

COACH	REGULAR SEASON					PLAYOFFS						
	GP	W	L	T	PTS	GF	GA	GP	W	L	GF	GA
Ted Green (3-18-3) & Glen Sather (22-27-11)	84	25	45	14	64	261	305	-	-	-	-	-

6th Pacific Division, 23rd Overall. Playoffs: Did not qualify.

PLAYER	REGULAR SEASON					PLAYOFFS					GAME-BY-GAME RESULTS				RECORD		
	GP	G	A	PTS	PIM	GP	G	A	PTS	PIM	DATE	OPPONENT	RESULT				
Doug Weight	84	24	50	74	47	-	-	-	-	-	O.	8	SJ	W	3-2	1-0-0	
Jason Arnett	78	33	35	68	104	-	-	-	-	-	O.	11	@ Van	L	1-4	2-1-0	
Zdeno Ciger	84	22	35	57	8	-	-	-	-	-	O.	13	@ Ana	L	3-4	2-2-0	
Shayne Corson	64	25	29	54	118	-	-	-	-	-	O.	14	@ LA	T	4-4	2-2-1	
Igor Kravchuk	81	12	38	50	16	-	-	-	-	-	O.	16	VAN	L	2-3	2-3-1	
Bob Beers (TB)	16	1	5	6	12	-	-	-	-	-	O.	18	@ Wpg	L	3-6	2-4-1	
(EDM)	66	10	27	37	74	-	-	-	-	-	O.	20	CGY	L	3-5	2-5-1	
(TOT)	82	11	32	43	86	-	-	-	-	-	O.	22	BOS	L	3-3	2-5-1	
Scott Pearson	72	19	18	37	165	-	-	-	-	-	O.	24	WSH	L	3-3	2-7-1	
Fredrik Olausson (WPG)	18	2	5	7	10	-	-	-	-	-	O.	26	@ SJ	L	3-3	2-8-1	
(EDM)	55	9	19	28	20	-	-	-	-	-	O.	29	BUF	L	3-6	2-9-1	
(TOT)	73	11	24	35	30	-	-	-	-	-	O.	30	@ CGY	L	1-4	2-10-1	
Steven Rice	63	17	15	32	36	-	-	-	-	-	N.	3	OTT	L	5-7	2-11-1	
Boris Mironov (WPG)	65	7	22	29	96	-	-	-	-	-	N.	6	@ Stl	L	5-6	2-12-1	
(EDM)	14	0	2	2	14	-	-	-	-	-	N.	7	@ Chi	L	4-2	2-13-1	
(TOT)	79	7	24	31	110	-	-	-	-	-	N.	9	@ Det	L	4-3	3-14-1	
Ilya Byakin	44	8	20	28	30	-	-	-	-	-	N.	11	@ Bos	L	4-4	3-14-2	
Dean McAmmond	45	6	21	27	16	-	-	-	-	-	N.	13	@ Hfd	L	4-4	3-14-2	
Craig MacTavish	66	16	10	26	80	-	-	-	-	-	N.	15	@ Tor	L	5-5	3-14-3	
Mike Stapleton (WPG)	58	7	4	11	18	-	-	-	-	-	N.	17	@ Mtl	L	1-3	3-15-3	
(EDM)	23	5	9	14	28	-	-	-	-	-	N.	20	TOR	L	2-3	3-16-3	
(TOT)	79	7	24	31	110	-	-	-	-	-	N.	21	ANA	L	2-4	3-17-3	
Kelly Buchberger	84	3	18	21	199	-	-	-	-	-	N.	24	CHI	L	3-3	3-18-3	
Kirk Mattby	68	11	8	19	74	-	-	-	-	-	N.	27	VAN	L	2-1	4-18-3	
Vladimir Vujtek	40	4	15	19	14	-	-	-	-	-	N.	29	DAL	L	1-6	4-19-3	
Brent Grieve (NYI)	3	0	0	0	7	-	-	-	-	-	D.	1	PHI	L	3-4	5-20-3	
(EDM)	24	13	5	18	14	-	-	-	-	-	D.	5	@ Dal	L	4-4	5-20-4	
(TOT)	27	13	5	18	21	-	-	-	-	-	D.	8	@ NYI	L	1-1	5-20-5	
Dave Manson	57	3	13	16	140	-	-	-	-	-	D.	11	@ NYR	L	2-5	5-21-5	
Scott Thornton	61	4	7	11	104	-	-	-	-	-	D.	12	@ Phi	W	2-2	5-21-5	
Louie DeBrusk	48	4	6	10	185	-	-	-	-	-	D.	15	VAN	W	4-2	7-21-5	
Adam Bennett	48	3	6	9	49	-	-	-	-	-	D.	17	SJ	L	4-2	8-21-5	
Peter White	26	3	5	8	2	-	-	-	-	-	D.	19	STL	L	3-6	8-22-5	
Shjon Podein	28	3	5	8	8	-	-	-	-	-	D.	21	@ Van	L	3-6	8-22-5	
Luke Richardson	69	2	6	8	131	-	-	-	-	-	D.	22	CGY	W	7-3	9-23-5	
Brad Werenka	15	0	4	4	14	-	-	-	-	-	D.	27	WPG	W	6-0	10-23-5	
Roman Oksiluta	10	1	2	3	4	-	-	-	-	-	D.	29	MTL	W	6-7	11-23-5	
Geoff Smith	21	0	3	3	12	-	-	-	-	-	D.	30	@ CGY	L	1-3	11-24-5	
Chris Joseph	10	1	1	2	28	-	-	-	-	-	J.	2	SJ	L	4-4	11-24-6	
Ian Herbers	22	0	2	2	32	-	-	-	-	-	J.	7	QUE	W	6-4	12-24-6	
Bill Ranford	71	0	2	2	2	-	-	-	-	-	J.	9	@ Chi	W	4-2	13-24-6	
Todd Marchant (NYR)	1	0	0	0	0	-	-	-	-	-	J.	11	@ Dal	L	4-3	13-24-6	
(EDM)	3	0	1	1	2	-	-	-	-	-	J.	13	@ Stl	L	4-6	13-26-6	
(TOT)	4	0	1	1	2	-	-	-	-	-	J.	15	@ Pit	L	3-4	13-27-6	
Gord Mark	12	0	1	1	43	-	-	-	-	-	J.	18	@ Ott	L	3-4	13-28-6	
Jozef Cierny	1	0	0	0	0	-	-	-	-	-	J.	19	@ Buf	L	1-1	13-28-7	
Wayne Cowley	1	0	0	0	0	-	-	-	-	-	J.	24	VAN-x	L	4-5	13-29-7	
Jeff Chychrun	2	0	0	0	0	-	-	-	-	-	J.	26	NJ	L	3-3	13-29-8	
Darcy Martini	2	0	0	0	0	-	-	-	-	-	J.	28	STL	L	5-3	13-30-8	
Brad Zavisha	2	0	0	0	0	-	-	-	-	-	J.	29	DAL	L	5-3	13-31-8	
Todd Elik	4	0	0	0	6	-	-	-	-	-	F.	2	LA	L	1-3	14-31-8	
Alexander Kerch	5	0	0	0	2	-	-	-	-	-	F.	4	CHI	L	1-3	14-32-8	
Tyler Wright	5	0	0	0	4	-	-	-	-	-	F.	6	WPG	L	5-2	15-32-8	
Marc Laforge	5	0	0	0	21	-	-	-	-	-	F.	7	@ CGY	L	3-4	15-33-8	
Fred Brathwaite	19	0	0	0	0	-	-	-	-	-	F.	9	CGY	L	1-6	15-34-8	
GOALTENDER	GP	MIN	GA	SO	GAA.	W-L-T	GP	MIN	GA	GAA.	W-L	DATE	OPPONENT	RESULT			
Wayne Cowley	1	57	3	0	3.16	0-1-0	-	-	-	-	-	F.	12	HFD	L	2-5	15-35-8
Bill Ranford	71	4070	236	1	3.48	22-34-11	-	-	-	-	-	F.	13	ANA	L	3-7	15-36-8
Fred Brathwaite	19	982	58	0	3.54	3-10-3	-	-	-	-	-	F.	15	@ Wsh	L	2-3	15-36-9
												F.	18	@ Det	L	2-3	15-38-9
												F.	19	@ Tor	L	2-3	15-38-9
												F.	23	TOR	L	6-3	16-38-9
												F.	25	LA	T	5-5	16-38-10
												F.	27	TB	W	3-2	17-38-10
												M.	1	@ Van	W	7-4	18-38-10
												M.	3	@ SJ	L	2-4	18-39-10
												M.	4	@ Ana	L	4-0	18-40-10
												M.	9	FLA	L	5-3	18-41-10
												M.	11	DET	L	4-2	18-41-10
												M.	16	@ TB	L	4-4	19-41-11
												M.	18	@ Fla	T	4-4	19-41-12
												M.	20	@ Que	L	5-3	20-41-12
												M.	23	NVR	L	3-5	20-42-12
												M.	25	LA	L	3-4	20-43-12
												M.	27	PIT	W	5-3	21-43-12
												M.	31	@ Ana	L	4-4	21-43-12
												A.	2	@ LA	W	2-5	22-43-12
												A.	5	@ LA-x	L	1-6	23-44-12
												A.	6	@ Wpg	L	4-3	24-44-12
												A.	8	ANA	L	3-3	24-45-12
												A.	10	DET	L	4-3	25-45-12
												A.	13	@ SJ	T	2-2	25-45-13
												A.	14	@ LA	T	2-2	25-45-14

x - Denotes neutral site game.



EDMONTON OILERS 1994-95 RESULTS & STATISTICS

COACH	REGULAR SEASON					PLAYOFFS						
	GP	W	L	T	PTS	GF	GA	GP	W	L	GF	GA
George Brunett (12-20-3) & Ron Low (5-7-1)	48	17	27	4	38	136	183	-	-	-	-	-

5th Pacific Division, 22nd Overall. Playoffs: Did not qualify.

PLAYER	REGULAR SEASON					PLAYOFFS					GAME-BY-GAME RESULTS			
	GP	G	A	PTS	PIM	GP	G	A	PTS	PIM	DATE	OPPONENT	RESULT	RECORD
Doug Weight	48	7	33	40	69	-	-	-	-	-	J. 20	ANA	W. 2-1	1-0-0
Jason Arnott	42	15	22	37	128	-	-	-	-	-	J. 22	@ LA	W. 4-3	2-0-0
Shayne Corson	48	12	24	36	86	-	-	-	-	-	J. 23	@ Ana	L. 4-5 OT	2-1-0
David Oliver	44	16	14	30	20	-	-	-	-	-	J. 25	@ Chi	L. 1-5	2-2-0
Todd Marchant	45	13	14	27	32	-	-	-	-	-	J. 28	@ Det	L. 2-5	2-3-0
Kelly Buchberger	48	7	17	24	82	-	-	-	-	-	J. 30	DET	L. 2-4	2-4-0
Scott Thornton	47	10	12	22	89	-	-	-	-	-	F. 1	CHI	L. 0-7	2-5-0
Igor Kravchuk	36	7	11	18	29	-	-	-	-	-	F. 3	TOR	W. 5-3	3-5-0
Mike Stapleton	46	6	11	17	21	-	-	-	-	-	F. 7	@ Van	T. 4-4 OT	3-5-1
Roman Oksiuta	26	11	2	13	8	-	-	-	-	-	F. 8	WPG	T. 3-3 OT	3-5-2
Luke Richardson	46	3	10	13	40	-	-	-	-	-	F. 10	SJ	W. 5-1	4-5-2
Jiri Slegr (VAN)	19	1	5	6	32	-	-	-	-	-	F. 12	ANA	W. 2-0	5-5-2
(EDM)	12	1	5	6	14	-	-	-	-	-	F. 15	@ Tor	W. 4-1	6-5-2
(TOT)	31	2	10	12	46	-	-	-	-	-	F. 17	@ Det	L. 2-4	6-6-2
Kirk Maltby	47	8	3	11	49	-	-	-	-	-	F. 19	@ Chi	L. 1-4	6-7-2
Dean Kennedy	40	2	8	10	25	-	-	-	-	-	F. 20	@ Stl	L. 0-4	6-8-2
Fredrik Olausson	33	0	10	10	10	-	-	-	-	-	F. 22	DAL	W. 2-1	7-8-2
Boris Mironov	29	1	7	8	40	-	-	-	-	-	F. 25	LA	L. 3-4	7-9-2
Ken Sutton (BUF)	12	1	2	3	30	-	-	-	-	-	F. 28	@ Cgy	L. 2-5	7-10-2
(EDM)	12	3	1	4	12	-	-	-	-	-	M. 1	DAL	L. 3-5	7-11-2
(TOT)	24	4	3	7	42	-	-	-	-	-	M. 3	CHI	L. 2-5	7-12-2
Peter White	9	2	4	6	0	-	-	-	-	-	M. 5	DET	W. 4-2	8-12-2
Bryan Marchment	40	1	5	6	184	-	-	-	-	-	M. 8	@ SJ	W. 5-2	9-12-2
Len Esau	14	0	6	6	15	-	-	-	-	-	M. 12	VAN	L. 2-5	9-13-2
Scott Pearson	28	1	4	5	54	-	-	-	-	-	M. 14	STL	W. 6-5	10-13-2
Zdeno Ciger	5	2	2	4	0	-	-	-	-	-	M. 17	SJ	W. 5-3	11-13-2
Iain Fraser (DAL)	4	0	0	0	0	-	-	-	-	-	M. 20	CGY	W. 5-2	12-13-2
(EDM)	9	3	0	3	0	-	-	-	-	-	M. 22	@ Dal	T. 4-4 OT	12-13-3
(TOT)	13	3	0	3	0	-	-	-	-	-	M. 23	@ Dal	L. 1-2	12-14-3
Louie DeBrusk	34	2	0	2	93	-	-	-	-	-	M. 26	@ Stl	L. 1-5	12-15-3
Gord Mark	18	0	2	2	35	-	-	-	-	-	M. 27	@ Tor	L. 3-4	12-16-3
Bill Ranford	40	0	2	2	2	-	-	-	-	-	M. 31	CGY	L. 2-6	12-17-3
Jason Bonsignore	1	1	0	1	0	-	-	-	-	-	A. 1	VAN	L. 1-5	12-18-3
Kent Nilsson	6	1	0	1	0	-	-	-	-	-	A. 3	@ LA	L. 2-7	12-19-3
Tyler Wright	6	1	0	1	14	-	-	-	-	-	A. 5	@ Ana	L. 3-4 OT	12-20-3
Ralph Intranuovo	1	0	1	1	0	-	-	-	-	-	A. 7	@ SJ	L. 0-5	12-21-3
Joaquin Gage	2	0	1	1	0	-	-	-	-	-	A. 9	SJ	L. 2-5	12-22-3
Micah Aivazoff	21	0	1	1	2	-	-	-	-	-	A. 13	@ Van	W. 6-4	13-22-3
Dennis Bonvie	2	0	0	0	0	-	-	-	-	-	A. 15	CGY	L. 2-4	13-23-3
Ryan Smyth	3	0	0	0	0	-	-	-	-	-	A. 17	@ Wpg	W. 6-5	14-23-3
Marko Tuomainen	4	0	0	0	0	-	-	-	-	-	A. 19	LA	W. 2-0	15-23-3
Dean McAmmond	6	0	0	0	0	-	-	-	-	-	A. 21	@ LA	T. 3-3 OT	15-23-4
Fred Brathwaite	14	0	0	0	0	-	-	-	-	-	A. 22	@ Van	L. 1-6	15-24-4
Ryan McGill (PHI)	12	0	0	0	13	-	-	-	-	-	A. 25	@ Wpg	W. 5-3	16-24-4
(EDM)	8	0	0	0	8	-	-	-	-	-	A. 27	STL	W. 3-2 OT	17-24-4
(TOT)	20	0	0	0	21	-	-	-	-	-	A. 29	WPG	L. 1-5	17-25-4
GOALTENDER	GP	MIN	GA	SO	GAA.	W-L-T	GP	MIN	GA	GAA.	W-L			
Bill Ranford	40	2203	133	2	3.62	15-20-3	-	-	-	-	-			
Fred Brathwaite	14	601	40	0	3.99	2-5-1	-	-	-	-	-			
Joaquin Gage	2	99	7	0	4.24	0-2-0	-	-	-	-	-			



EDMONTON OILERS 1995-96 RESULTS & STATISTICS

COACH	REGULAR SEASON								PLAYOFFS			
	GP	W	L	T	PTS	GF	GA	GP	W	L	GF	GA
Ron Low	82	30	44	8	68	240	304	-	-	-	-	-

5th Pacific Division, 21st Overall. Playoffs: Did not qualify.

PLAYER	REGULAR SEASON					PLAYOFFS					GAME-BY-GAME RESULTS			RECORD
	GP	G	A	PTS	PIM	GP	G	A	PTS	PIM	DATE	OPPONENT	RESULT	
Doug Weight	82	25	79	104	95	-	-	-	-	-	O. 8	DET	L 1-3	0-1-0
Zdeno Ciger	78	31	39	70	41	-	-	-	-	-	O. 10	@ Stl	L 3-5	0-2-0
Jason Arnott	64	28	31	59	87	-	-	-	-	-	O. 13	@ Det	L 1-0	0-3-0
Mariusz Czerkawski (BOS)	32	5	6	11	10	-	-	-	-	-	O. 15	@ Phi	L 1-7	0-4-0
(EDM)	37	12	17	29	8	-	-	-	-	-	O. 17	@ NJ	W 3-1	1-4-0
(TOT)	70	17	23	40	18	-	-	-	-	-	O. 18	@ Buf	L 1-4	1-5-0
David Oliver	80	20	19	39	34	-	-	-	-	-	O. 21	VAN	W 6-4	2-5-0
Todd Marchant	81	19	19	38	66	-	-	-	-	-	O. 22	SJ	T 1-1	2-5-1
Miroslav Satan	62	18	17	35	22	-	-	-	-	-	O. 27	WPG	W 7-5	3-5-1
Boris Mironov	78	8	24	32	101	-	-	-	-	-	O. 31	NJ	W 2-1	4-5-1
Jeff Norton (STL)	36	4	7	11	26	-	-	-	-	-	N. 1	@ Van	W 3-3	4-5-2
(EDM)	30	4	16	20	16	-	-	-	-	-	N. 4	TOR	T 3-3	4-5-3
(TOT)	66	8	23	31	42	-	-	-	-	-	N. 7	@ Det	L 2-4	4-6-3
Dean McAmmond	53	15	15	30	23	-	-	-	-	-	N. 9	@ Fla	L 1-4	4-7-3
Kelly Buchberger	82	11	14	25	184	-	-	-	-	-	N. 10	@ TB	W 4-3	5-7-3
Scott Thornton	77	9	9	18	149	-	-	-	-	-	N. 12	@ Chi	L 4-4	5-7-4
Bryan Marchment	78	3	15	18	202	-	-	-	-	-	N. 14	@ Cgy	L 2-4	5-8-4
Jiri Slegr	57	4	13	17	74	-	-	-	-	-	N. 15	MTL	L 1-4	5-9-4
David Roberts (STL)	28	1	6	7	12	-	-	-	-	-	N. 17	DET	L 4-5	5-10-4
(EDM)	6	2	4	6	6	-	-	-	-	-	N. 20	COL	T 3-3	5-10-5
(TOT)	34	3	10	13	18	-	-	-	-	-	N. 22	ANA	W 2-0	6-10-5
Ryan Smyth	48	2	9	11	28	-	-	-	-	-	N. 24	@ Cgy	W 5-2	7-10-5
Luke Richardson	82	2	9	11	108	-	-	-	-	-	N. 26	@ Wpg	L 0-4	7-11-5
Glenn Anderson	17	4	6	10	27	-	-	-	-	-	N. 28	CHI	L 3-5	7-12-5
Igor Kravchuk	26	4	4	8	10	-	-	-	-	-	D. 1	CGY	L 2-8	7-13-5
Peter White	26	5	3	8	0	-	-	-	-	-	D. 2	STL	L 3-7	7-14-5
Kent Manderville	37	3	5	8	38	-	-	-	-	-	D. 5	@ Van	L 2-6	7-15-5
Kirk Maltby	49	2	6	8	61	-	-	-	-	-	D. 9	@ Col	W 5-3	8-15-5
Ken Sutton	32	0	8	8	39	-	-	-	-	-	D. 10	@ Ana	W 3-1	9-15-5
Donald Dufresne (STL)	3	0	0	0	4	-	-	-	-	-	D. 13	VAN	T 2-2	10-15-5
(EDM)	42	1	6	7	16	-	-	-	-	-	D. 15	@ Wpg	L 4-9	10-16-6
(TOT)	45	1	6	7	20	-	-	-	-	-	D. 18	OTT	W 3-1	11-16-6
Brett Hauer	29	4	2	6	30	-	-	-	-	-	D. 20	COL	L 1-4	11-17-6
Fredrik Olausson	20	0	6	6	14	-	-	-	-	-	D. 22	@ Wsh	L 3-6	11-18-6
Fredrik DeBrusk	38	1	3	4	96	-	-	-	-	-	D. 23	@ Tor	L 1-6	11-19-6
Louie DeBrusk	13	1	2	3	4	-	-	-	-	-	D. 27	PHI	W 3-2	12-19-6
Ralph Intranuovo	13	1	1	2	12	-	-	-	-	-	D. 29	LA	W 5-4	13-19-6
Greg de Vries	13	1	1	2	12	-	-	-	-	-	D. 30	NYR	L 3-8	13-20-6
Jason Bonsignore	20	0	2	2	4	-	-	-	-	-	J. 3	TB	L 0-5	13-21-6
Tyler Wright	23	1	0	1	33	-	-	-	-	-	J. 5	FLA	L 2-3	13-22-6
Curtis Joseph	34	0	1	1	4	-	-	-	-	-	J. 7	ANA	W 3-1	14-22-6
Bill Ranford	37	0	1	1	2	-	-	-	-	-	J. 9	HFD	L 1-5	14-23-6
Nick Stajduhar	2	0	0	0	4	-	-	-	-	-	J. 13	BUF	W 5-4	15-23-6
Bill Ranford	2	0	0	0	4	-	-	-	-	-	J. 16	@ Stl	W 5-1	16-23-6
Nick Stajduhar	2	0	0	0	4	-	-	-	-	-	J. 17	@ Dal	W 4-3	17-23-6
Nick Stajduhar	2	0	0	0	4	-	-	-	-	-	J. 24	DAL	L 3-5	17-24-6
Nick Stajduhar	2	0	0	0	4	-	-	-	-	-	J. 26	NYI	W 4-1	18-24-6
Nick Stajduhar	2	0	0	0	4	-	-	-	-	-	J. 30	@ Cgy	L 2-3	18-25-6
Nick Stajduhar	2	0	0	0	4	-	-	-	-	-	J. 31	CHI	L 0-4	18-26-6
Nick Stajduhar	2	0	0	0	4	-	-	-	-	-	E. 7	WSH	L 1-2	18-27-6
Nick Stajduhar	2	0	0	0	4	-	-	-	-	-	E. 9	VAN	L 2-3	18-28-6
Nick Stajduhar	2	0	0	0	4	-	-	-	-	-	E. 11	CGY	W 4-2	19-28-6
Nick Stajduhar	2	0	0	0	4	-	-	-	-	-	F. 14	ANA	W 3-2	20-28-6
Nick Stajduhar	2	0	0	0	4	-	-	-	-	-	F. 16	@ Dal	L 1-6	20-29-6
Nick Stajduhar	2	0	0	0	4	-	-	-	-	-	F. 18	@ Chi	L 1-6	20-30-6
Nick Stajduhar	2	0	0	0	4	-	-	-	-	-	F. 19	@ Col	L 5-7	20-31-6
Nick Stajduhar	2	0	0	0	4	-	-	-	-	-	F. 21	LA	L 7-2	21-31-6
Nick Stajduhar	2	0	0	0	4	-	-	-	-	-	F. 23	BOS	L 4-7	21-32-6
Nick Stajduhar	2	0	0	0	4	-	-	-	-	-	F. 25	@ NYI	L 0-2	21-33-6
Nick Stajduhar	2	0	0	0	4	-	-	-	-	-	F. 27	@ Bos	W 4-3	22-33-6
Nick Stajduhar	2	0	0	0	4	-	-	-	-	-	F. 28	@ Hfd	T 4-4	22-33-7
Nick Stajduhar	2	0	0	0	4	-	-	-	-	-	M. 1	PIT	L 4-5	22-34-7
Nick Stajduhar	2	0	0	0	4	-	-	-	-	-	M. 3	STL	L 3-4	22-35-7
Nick Stajduhar	2	0	0	0	4	-	-	-	-	-	M. 6	@ LA	L 2-3	22-36-7
Nick Stajduhar	2	0	0	0	4	-	-	-	-	-	M. 8	SJ	W 4-2	23-36-7
Nick Stajduhar	2	0	0	0	4	-	-	-	-	-	M. 13	@ SJ	W 8-3	24-36-7
Nick Stajduhar	2	0	0	0	4	-	-	-	-	-	M. 16	@ LA	W 5-2	25-36-7
Nick Stajduhar	2	0	0	0	4	-	-	-	-	-	M. 17	@ Col	L 1-6	25-37-7
Nick Stajduhar	2	0	0	0	4	-	-	-	-	-	M. 19	@ NYR	L 4-1	26-37-7
Nick Stajduhar	2	0	0	0	4	-	-	-	-	-	M. 21	@ Pit	L 4-5	26-38-7
Nick Stajduhar	2	0	0	0	4	-	-	-	-	-	M. 23	@ Mtl	L 6-5	27-38-7
Nick Stajduhar	2	0	0	0	4	-	-	-	-	-	M. 24	@ Ott	W 3-2	28-38-7
Nick Stajduhar	2	0	0	0	4	-	-	-	-	-	M. 27	LA	T 3-3	28-38-8
Nick Stajduhar	2	0	0	0	4	-	-	-	-	-	M. 29	WPG	W 3-2	29-38-8
Nick Stajduhar	2	0	0	0	4	-	-	-	-	-	M. 30	TOR	L 3-4	29-39-8
Nick Stajduhar	2	0	0	0	4	-	-	-	-	-	A. 1	@ Van	L 6-2	30-39-8
Nick Stajduhar	2	0	0	0	4	-	-	-	-	-	A. 3	@ Ana	L 0-1	30-40-8
Nick Stajduhar	2	0	0	0	4	-	-	-	-	-	A. 4	@ SJ	L 3-5	30-41-8
Nick Stajduhar	2	0	0	0	4	-	-	-	-	-	A. 8	CGY	L 2-3	30-42-8
Nick Stajduhar	2	0	0	0	4	-	-	-	-	-	A. 10	DAL	L 3-4	30-43-8
Nick Stajduhar	2	0	0	0	4	-	-	-	-	-	A. 13	@ Tor	L 2-6	30-44-8



EDMONTON OILERS 1996-97 RESULTS & STATISTICS

COACH	REGULAR SEASON					PLAYOFFS						
	GP	W	L	T	PTS	GF	GA	GP	W	L	GF	GA
Ron Low	82	36	37	9	81	252	247	12	5	7	32	37

3rd Pacific Division, 13th Overall. Playoffs: Won Western Conference Quarter-Final 4-3 vs Dallas, Lost Western Conference Semi-Final 4-1 vs Colorado.

PLAYER	REGULAR SEASON					PLAYOFFS					DATE	OPPONENT	GAME-BY-GAME RESULTS	RECORD
	GP	G	A	PTS	PIM	GP	G	A	PTS	PIM				
Doug Weight	80	21	61	82	80	12	3	8	11	8	O. 4	BUF	W. 4-3	1-0-0
Ryan Smyth	82	39	22	61	76	12	5	5	10	12	O. 6	YAN	W. 2-0	2-0-0
Andrei Kovalenko	74	32	27	59	81	12	4	3	7	6	O. 8	@ Tor	W. 4-2	3-0-0
Jason Arnott	67	19	38	57	92	12	3	6	9	18	O. 9	@ Det	L. 1-3	3-1-0
Mariusz Czerkawski	76	26	21	47	16	12	2	1	3	10	O. 11	STL	L. 1-3	3-2-0
Kelly Buchberger	81	8	30	38	159	12	5	2	7	16	O. 14	@ Pho	W. 6-3	4-2-0
Todd Marchant	79	14	19	33	44	12	4	2	6	12	O. 15	@ Col	L. 2-7	4-3-0
Mike Grier	79	15	17	32	45	12	3	1	4	4	O. 20	@ Cgy	L. 3-6	4-4-0
Boris Mironov	55	6	26	32	85	12	2	8	10	16	O. 22	PIT	W. 5-2	5-4-0
Rem Murray	82	11	20	31	16	12	1	2	3	4	O. 24	@ LA	W. 8-2	6-4-0
Dean McAmmond	57	12	17	29	28	-	-	-	-	-	O. 26	COL	L. 2-4	6-5-0
Miroslav Satan	64	17	11	28	22	-	-	-	-	-	O. 30	PHO	W. 4-1	7-5-0
Mats Lindgren	69	11	14	25	12	12	0	4	4	0	N. 1	YAN	L. 4-5	7-6-0
Dan McGillis	73	6	16	22	52	12	0	5	5	24	N. 1	@ Chi	L. 2-4	7-7-0
Drew Bannister (TB)	64	4	13	17	44	-	-	-	-	-	N. 3	@ Pit	L. 2-5	7-8-0
(EDM)	1	0	1	1	0	12	0	0	0	30	N. 6	@ Bos	W. 6-0	8-8-0
(TOT)	65	4	14	18	44	-	-	-	-	-	N. 9	@ Tor	L. 3-7	8-10-0
Bryan Marchment	71	3	13	16	132	3	0	0	0	4	N. 11	@ MM	W. 4-0	9-10-0
Petr Klima (LA)	8	0	4	4	2	-	-	-	-	-	N. 13	@ Ott	L. 3-7	9-11-0
(PIT)	9	1	3	4	4	-	-	-	-	-	N. 17	DAL	L. 3-7	9-11-0
(EDM)	16	1	5	6	6	6	0	0	0	4	N. 19	CHI	T. 4-4	OT 9-11-1
(TOT)	33	2	12	14	12	-	-	-	-	-	N. 21	NYR	W. 3-2	10-11-1
Kevin Lowe	64	1	13	14	50	1	0	0	0	0	N. 23	CGY	W. 3-2	11-11-1
Jeff Norton	62	2	11	13	42	-	-	-	-	-	N. 26	@ Cgy	W. 10-1	12-11-1
Luke Richardson	82	1	11	12	91	12	0	2	2	14	N. 27	LA	L. 1-5	12-12-1
Barrie Moore (BUF)	31	2	6	8	18	-	-	-	-	-	N. 29	@ SJ	W. 4-2	13-12-1
(EDM)	4	0	0	0	0	-	-	-	-	-	D. 1	@ Ana	L. 2-4	13-13-1
(TOT)	35	2	6	8	18	-	-	-	-	-	D. 4	@ Col	L. 0-2	13-14-1
Michel Petit	18	2	4	6	20	-	-	-	-	-	D. 6	OTT	W. 2-3	14-15-1
Greg de Vries	37	0	4	4	52	12	0	1	1	8	D. 8	STL	L. 2-3	14-15-1
David Oliver	17	1	2	3	4	-	-	-	-	-	D. 10	@ TB	T. 0-0	OT 14-15-2
Louie DeBrusk	32	2	0	2	94	6	0	0	0	4	D. 12	DET	T. 2-2	OT 14-15-3
Ralph Intranuovo (TOR)	3	0	1	1	0	-	-	-	-	-	D. 15	@ Fla	L. 3-6	14-16-3
(EDM)	5	1	0	1	0	-	-	-	-	-	D. 18	COL	T. 4-4	OT 14-16-4
(TOT)	8	1	1	2	0	-	-	-	-	-	D. 20	NJ	L. 2-3	14-17-4
Curtis Joseph	72	0	2	2	20	12	0	0	0	2	D. 22	DET	L. 2-6	14-18-4
Steve Kelly	8	1	0	1	6	6	0	0	0	2	D. 23	@ Van	W. 7-0	15-18-4
Donald Dufresne	22	0	1	1	15	3	0	0	0	0	D. 27	PHI	L. 4-6	15-19-4
Craig Millar	1	0	0	0	2	-	-	-	-	-	D. 28	SJ	W. 5-3	16-19-4
Sean Brown	5	0	0	0	4	-	-	-	-	-	D. 30	LA	L. 2-1	17-19-4
Jesse Belanger	6	0	0	0	0	-	-	-	-	-	J. 3	TOR	W. 4-3	18-19-4
Joe Hulbig	6	0	0	0	0	6	0	1	1	2	J. 7	@ Stl	W. 5-2	19-19-4
Bob Essensa	19	0	0	0	4	-	-	-	-	-	J. 8	@ Chi	L. 1-4	19-20-4
Bryan Muir	-	-	-	-	-	5	0	0	0	4	J. 11	SJ	L. 1-2	19-21-4
											J. 12	HFD	W. 2-1	OT 20-21-4
											J. 15	FLA	W. 4-0	21-21-4
											J. 21	@ NYR	T. 4-4	OT 21-21-5
											J. 22	@ NYI	L. 1-8	21-22-5
											J. 24	@ Buf	W. 3-1	22-22-5
											J. 26	@ Wsh	W. 3-1	23-22-5
											J. 28	SJ	W. 3-1	24-22-5
											J. 31	NYI	W. 1-0	25-22-5
											F. 5	CGY	W. 5-2	26-22-5
											F. 8	ANA	L. 1-2	OT 26-23-5
											F. 9	WSH	W. 4-1	27-23-5
											F. 12	BOS	W. 4-3	28-23-5
											F. 13	@ Cgy	L. 2-3	OT 28-24-5
											F. 15	@ LA	T. 2-2	OT 28-24-6
											F. 17	@ Ana	L. 1-5	28-25-6
											F. 19	TOR	W. 6-5	29-25-6
											F. 20	COL	L. 1-1	29-26-6
											F. 23	@ Dal	L. 3-6	29-27-6
											F. 26	@ Ana	T. 3-3	OT 29-27-7
											F. 27	@ LA	L. 3-6	29-28-7
											M. 1	MTL	L. 4-5	29-29-7
											M. 4	LA	W. 4-1	30-29-7
											M. 7	@ Dal	L. 1-2	30-30-7
											M. 9	@ Stl	W. 4-1	31-30-7
											M. 11	@ NJ	L. 1-6	31-31-7
											M. 13	@ Phi	L. 4-5	OT 31-32-7
											M. 15	PHO	W. 4-2	32-32-7
											M. 19	TB	W. 3-1	33-32-7
											M. 23	ANA	L. 1-4	33-33-7
											M. 24	@ SJ	L. 5-1	34-33-7
											M. 28	@ SJ	L. 3-4	34-34-7
											M. 29	@ Pho	L. 3-1	35-34-7
											M. 31	DAL	L. 1-3	35-35-7
											A. 3	CHI	W. 4-2	36-35-7
											A. 5	VAN	T. 2-2	OT 36-35-8
											A. 9	DET	T. 3-3	36-35-9
											A. 11	PHO	L. 2-6	36-36-9
											A. 12	@ Van	L. 4-5	36-37-9



EDMONTON OILERS 1997-98 RESULTS & STATISTICS

COACH	REGULAR SEASON								PLAYOFFS				
	GP	W	L	T	PTS	GF	GA	GP	W	L	GF	GA	
Ron Low	82	35	37	10	80	215	224	12	5	7	24	25	

3rd Pacific Division, 15th Overall. Playoffs: Won Western Conference Quarter-Final 4-3 vs Colorado, Lost Western Conference Semi-Final 4-1 vs Dallas.

PLAYER	REGULAR SEASON					PLAYOFFS					GAME-BY-GAME RESULTS			
	GP	G	A	PTS	PIM	GP	G	A	PTS	PIM	DATE	OPPONENT	RESULT	RECORD
Doug Weight	79	26	44	70	69	12	2	7	9	14	O. 1	@ SJ	W 5-3	1-0-0
Dean McAmmond	77	19	31	50	46	12	1	4	5	12	O. 3	DET	L 6-3	1-1-0
Boris Mironov	81	16	30	46	100	12	3	3	6	27	O. 5	COL	L 0-3	1-2-0
Janne Niinimaa (PHI)	66	3	31	34	56	-	-	-	-	-	O. 8	NJR	T 3-3	1-2-1
(EDM)	11	1	8	9	6	11	1	1	2	12	O. 11	TOR	W 2-1	2-2-1
(TOT)	77	4	39	43	62	-	-	-	-	-	O. 13	@ Van	L 0-3	2-3-1
Roman Hamrlik (TB)	37	3	12	15	22	-	-	-	-	-	O. 15	COL	L 2-6	2-4-1
(EDM)	41	6	20	26	48	12	0	6	6	12	O. 17	@ Ana	L 1-2	2-5-1
(TOT)	78	9	32	41	70	-	-	-	-	-	O. 19	@ LA	W 3-2	3-5-1
Bill Guerin (NJ)	19	5	5	10	13	-	-	-	-	-	O. 21	BOS	L 1-2	3-6-1
(EDM)	40	13	16	29	80	12	7	1	8	17	O. 24	PIT	W 4-3	4-6-1
(TOT)	59	18	21	39	93	-	-	-	-	-	O. 29	PHI	W 3-2	5-6-1
Todd Marchant	76	14	21	35	71	12	1	1	2	10	N. 1	@ Bos	L 2-2	5-7-2
Ryan Smyth	65	20	13	33	44	12	1	3	4	16	N. 5	@ NYI	T 4-4	5-7-3
Tony Hrkac (DAL)	13	5	3	8	0	-	-	-	-	-	N. 6	@ Phi	L 2-6	5-8-3
(EDM)	36	8	11	19	10	12	0	3	3	2	N. 8	@ Wsh	L 1-2	5-9-3
(TOT)	49	13	14	27	10	-	-	-	-	-	N. 10	@ Buf	T 4-4	5-9-4
Mats Lindgren	82	13	13	26	42	12	1	1	2	10	N. 12	CAR	L 4-6	5-10-4
Dan McGillis	67	10	15	25	74	-	-	-	-	-	N. 15	CGY	T 2-2	5-10-5
Scott Fraser	29	12	11	23	6	11	1	1	2	0	N. 17	@ Pho	L 3-6	5-11-5
Andrei Kovalenko	59	6	17	23	28	1	0	0	0	2	N. 19	@ Dal	L 2-3	5-12-5
Kelly Buchberger	82	6	17	23	122	12	1	2	3	25	N. 20	@ Stl	W 1-0	6-12-5
Valeri Zelepukin (NJ)	35	2	8	10	32	-	-	-	-	-	N. 22	@ Ott	W 1-0	7-12-5
(EDM)	33	2	10	12	57	8	1	2	3	2	N. 25	CHI	T 2-2	7-13-6
(TOT)	68	4	18	22	89	-	-	-	-	-	N. 28	ANA	L 1-4	8-13-6
Rem Murray	61	9	9	18	39	11	1	4	5	2	N. 30	SJ	L 2-1	8-14-6
Jason Arnott	35	5	13	18	78	-	-	-	-	-	D. 2	@ Col	L 6-4	9-14-6
Mike Grier	66	9	6	15	73	12	2	2	4	13	D. 3	@ Dal	L 1-4	8-15-6
Greg de Vries	65	7	4	11	80	7	0	0	0	21	D. 5	DET	W 3-1	9-15-6
Bobby Dallas (ANA)	22	0	1	1	27	-	-	-	-	-	D. 7	@ Chi	N 3-3	9-15-7
(EDM)	30	2	5	7	22	11	0	0	0	16	D. 10	NY	L 2-4	9-16-7
(TOT)	52	2	6	8	49	-	-	-	-	-	D. 12	@ Det	W 3-2	10-16-7
Drake Berehowsky	67	1	6	7	169	12	1	2	3	14	D. 13	@ Stl	W 1-1	11-16-7
Boyd Devereaux	38	1	4	5	6	-	-	-	-	-	D. 17	CHI	T 0-0	11-16-8
Craig Millar	11	4	0	4	8	-	-	-	-	-	D. 20	DAL	L 1-2	11-17-8
Joe Hulbig	17	2	2	4	2	-	-	-	-	-	D. 22	@ Mtl	L 3-3	11-17-9
Ray Whitney	9	1	3	4	0	-	-	-	-	-	D. 23	@ Tor	L 3-3	11-18-9
Bryan Marchment	27	0	4	4	58	-	-	-	-	-	D. 27	COL	L 1-5	11-19-9
Mike Watt	14	1	2	3	4	-	-	-	-	-	D. 30	PHI	L 1-3	11-20-9
Frank Musil	17	1	2	3	8	7	0	0	0	6	J. 2	MTL	L 1-3	11-21-9
Steve Kelly	19	0	2	2	8	-	-	-	-	-	J. 4	LA	L 2-3	11-22-9
Drew Bannister	34	0	2	2	42	-	-	-	-	-	J. 7	FLA	W 3-2	12-22-9
Curtis Joseph	71	0	2	2	4	12	0	0	0	2	J. 9	@ Ana	W 5-1	13-22-9
Sean Brown	18	0	1	1	43	-	-	-	-	-	J. 10	@ LA	W 4-3	14-22-9
Bill Huard	30	0	1	1	72	4	0	0	0	2	J. 12	STL	W 2-1	15-22-9
Scott Ferguson	1	0	0	0	0	-	-	-	-	-	J. 14	CGY	W 5-2	16-22-9
Ladislav Benysek	2	0	0	0	0	-	-	-	-	-	J. 20	PHO	W 6-2	17-22-9
Jason Bowen	4	0	0	0	10	-	-	-	-	-	J. 23	@ SJ	L 2-3	17-23-9
Dennis Bonvie	4	0	0	0	27	-	-	-	-	-	J. 24	@ Pho	W 5-2	18-23-9
Bryan Muir	7	0	0	0	17	-	-	-	-	-	J. 26	@ Col	L 1-2	18-24-9
Kevin Lowe	7	0	0	0	22	1	0	0	0	4	J. 28	NJ	T 1-1	18-24-10
Terran Sandwith	8	0	0	0	6	-	-	-	-	-	J. 31	VAN	L 3-6	18-25-10
Georges Laraque	11	0	0	0	59	-	-	-	-	-	F. 2	LA	W 1-0	19-25-10
Bob Essensa	16	0	0	0	0	1	0	0	0	0	F. 4	SJ	L 0-3	19-26-10
Doug Friedman	16	0	0	0	20	-	-	-	-	-	F. 6	@ Van	L 4-5	19-27-10
GOALTENDER	GP	MINS	GA	SO	GAA.	W-L-T	GP	MIN	GA	GAA.	W-L			
Bob Essensa	16	825	45	0	2.55	6-6-1	1	27	1	2.22	0-0-0			
Curtis Joseph	71	4132	181	8	2.63	29-31-9	12	716	23	1.93	5-7			



EDMONTON OILERS 1998-99 RESULTS & STATISTICS

COACH	REGULAR SEASON					PLAYOFFS						
	GP	W	L	T	PTS	GF	GA	GP	W	L	GF	GA
Ron Low	82	33	37	12	78	230	226	4	0	4	7	11

2nd Northwest Division, 16th Overall. Playoffs: Lost Western Conference Quarter-Final 4-0 vs Dallas.

PLAYER	REGULAR SEASON					PLAYOFFS					GAME-BY-GAME RESULTS			RECORD	
	GP	G	A	PTS	PIM	GP	G	A	PTS	PIM	DATE	OPPONENT	RESULT		
Bill Guerin	80	30	34	64	133	3	0	2	2	2	O. 10	LA	L 1-2	0-1-0	
Josef Beranek	66	19	30	49	23	2	0	0	0	4	O. 13	TOR	L 2-3	0-2-0	
Mike Grier	82	20	24	44	54	4	1	1	2	6	O. 14	@ Van	W 4-1	1-2-0	
Pat Falloon	82	17	23	40	20	4	0	1	1	4	O. 17	@ NY	W 4-2	2-2-0	
Boris Mironov	63	11	29	40	104	-	-	-	-	-	O. 20	@ NYR	L 2-3	2-3-0	
Rem Murray	78	21	18	39	20	4	1	1	2	2	O. 21	@ NYJ	W 4-2	3-3-0	
Doug Weight	43	6	31	37	12	4	1	1	2	15	O. 24	@ Col	L 4-6	3-4-0	
Todd Marchant	82	14	22	36	65	4	1	1	2	12	O. 28	WSH	W 8-2	4-4-0	
Alex Selivanov (TB)	43	6	13	19	18	-	-	-	-	-	O. 31	PIT	W 4-1	5-4-0	
(EDM)	29	8	6	14	24	2	0	1	1	2	N. 2	VAN	W 5-3	6-4-0	
(TOT)	72	14	19	33	42	-	-	-	-	-	N. 4	NSH	W 3-2	7-4-0	
Roman Hamrik	75	8	24	32	70	3	0	0	0	2	N. 6	COL	L 2-5	7-5-0	
Ryan Smyth	71	13	18	31	62	3	3	0	3	0	N. 8	@ Chi	W 3-2	8-5-0	
Janne Niinimaa	81	4	24	28	88	4	0	0	0	2	N. 12	@ Ott	L 2-3	8-6-0	
Chad Kilger (CHI)	64	14	11	25	30	-	-	-	-	-	N. 14	@ Tor	W 4-1	9-6-1	
(EDM)	13	1	1	2	4	4	0	0	0	4	N. 18	DET	L 2-6	9-7-1	
(TOT)	77	15	12	27	34	-	-	-	-	-	N. 20	@ Ana	W 3-2	10-7-1	
Andrei Kovalenko	43	13	14	27	30	-	-	-	-	-	N. 21	@ Pho	L 2-3	10-8-1	
Dean McAmmond	65	9	16	25	36	-	-	-	-	-	N. 25	COL	W 3-0	11-8-1	
Ethan Moreau (CHI)	66	9	6	15	84	-	-	-	-	-	N. 27	@ Cgy	W 3-2	12-8-1	
(EDM)	14	1	5	6	8	4	0	3	3	6	N. 29	CHI	L 2-3	12-9-1	
(TOT)	77	15	12	27	34	-	-	-	-	-	D. 2	PHO	W 4-3	13-9-1	
Tom Poti	73	5	16	21	42	4	0	1	1	2	D. 4	TB	L 1-2	13-10-1	
Mats Lindgren	48	5	12	17	22	-	-	-	-	-	D. 6	DAL	L 2-6	13-11-1	
Jason Smith (TOR)	60	2	11	13	40	-	-	-	-	-	D. 8	@ Nsh	T 3-3	13-11-2	
Jason Smith (EDM)	12	1	1	2	11	4	0	1	1	4	D. 13	@ Chi	L 1-3	13-12-2	
Jason Smith (TOT)	72	3	12	15	51	-	-	-	-	-	D. 19	@ Det	L 2-3	13-13-2	
Boyd Devereaux	61	6	8	14	23	1	0	0	0	0	D. 15	@ Phi	T 2-2	13-13-3	
Christian Lafamme (CHI)	62	2	11	13	70	-	-	-	-	-	D. 18	@ Car	L 0-3	13-14-3	
(EDM)	11	0	1	1	0	4	0	1	1	2	D. 18	@ TB	W 4-1	14-14-3	
(TOT)	73	5	16	21	42	-	-	-	-	-	D. 19	@ Fla	L 1-3	14-15-3	
Kelly Buchberger	52	4	4	8	68	4	0	0	0	0	D. 23	SJ	L 3-5	14-16-3	
Sean Brown	51	0	7	7	188	1	0	0	0	10	D. 27	VAN	W 3-0	15-16-3	
Kevin Brown	12	4	2	6	0	-	-	-	-	-	D. 29	MTL	L 2-5	15-17-3	
Georges Laraque	39	3	2	5	57	4	0	0	0	2	J. 3	PHI	L 3-3	15-17-4	
Todd Reirden	17	2	3	5	20	-	-	-	-	-	J. 5	LA	T 3-4	15-18-4	
Marty McSorley	46	2	3	5	101	3	0	0	0	2	J. 7	@ Pho	W 7-1	16-18-4	
Frank Musil	39	0	3	3	34	1	0	0	0	2	J. 9	@ LA	T 1-1	16-18-5	
Vladimir Vorobiev	2	2	0	2	2	1	0	0	0	0	J. 10	@ Ana	L 4-6	16-19-5	
Craig Millar	24	0	2	2	19	-	-	-	-	-	J. 12	DAL	T 2-2	16-19-6	
Chris Ferraro	2	1	0	1	0	-	-	-	-	-	J. 14	@ Van	L 2-2	17-19-6	
Steve Passmore	6	0	1	1	2	-	-	-	-	-	J. 17	DET	W 4-1	18-19-6	
Bob Essensa	39	0	1	1	0	-	-	-	-	-	J. 21	@ SJ	T 3-3	18-19-7	
Jim Dowd	1	0	0	0	0	-	-	-	-	-	J. 27	CHI	L 3-4	18-20-7	
Joe Hulbig	1	0	0	0	2	-	-	-	-	-	J. 30	ANA	W 1-0	19-20-7	
Bill Huard	3	0	0	0	0	-	-	-	-	-	F. 1	STL	L 3-4	19-21-7	
Dan LaCouture	3	0	0	0	0	-	-	-	-	-	F. 3	OTT	T 2-2	19-21-8	
Daniel Lacroix	4	0	0	0	13	-	-	-	-	-	F. 5	NSH	W 4-2	20-21-8	
Fredrik Lindquist	8	0	0	0	2	-	-	-	-	-	F. 8	@ Cgy	L 1-2	20-22-8	
Mikhail Shtalenkov	34	0	0	0	2	-	-	-	-	-	F. 9	BOS	L 0-2	20-23-8	
Tommy Salo (NYI)	51	0	0	0	12	-	-	-	-	-	F. 11	@ Det	L 2-4	20-24-8	
(EDM)	13	0	0	0	0	4	0	0	0	0	F. 13	@ Dal	L 2-4	21-24-8	
(TOT)	64	0	0	0	12	-	-	-	-	-	F. 15	@ Stl	L 1-4	21-25-8	
GOALTENDER											F. 17	@ Ana	W 6-2	22-25-8	
Tommy Salo	13	700	27	0	2.31	8-2-2	4	296	11	2.23	0-4	F. 18	@ LA	L 1-3	22-26-8
M. Shtalenkov	34	1819	81	3	2.67	12-17-3	-	-	-	-	F. 21	NYR	L 1-2	22-27-8	
Bob Essensa	39	2091	96	0	2.75	12-14-6	-	-	-	-	F. 24	ANA	L 1-2	22-28-8	
Steve Passmore	6	362	17	0	2.82	1-4-1	-	-	-	-	F. 26	BUF	W 6-3	23-28-8	
											F. 27	CAR	T 2-2	23-28-9	
											M. 1	@ Col	W 4-3	24-28-9	
											M. 3	@ Buf	W 5-3	25-28-9	
											M. 5	@ Pit	T 2-2	25-28-9	
											M. 6	@ Wsh	L 3-4	25-29-10	
											M. 10	@ Dal	L 4-7	25-30-10	
											M. 13	@ Stl	L 4-6	25-31-10	
											M. 14	@ Nsh	L 1-3	25-32-10	
											M. 17	NY	L 1-4	25-33-10	
											M. 20	VAN	W 7-2	26-33-10	
											M. 22	CGY	W 2-3	26-34-10	
											M. 24	MTL	L 0-2	26-34-11	
											M. 26	STL	W 2-1	27-34-11	
											M. 28	SJ	W 5-2	28-34-11	
											M. 30	PHO	L 4-7	28-35-11	
											A. 1	TOR	L 1-5	28-36-11	
											A. 3	@ Col	L 2-5	28-37-11	
											A. 7	CGY	W 4-2	29-37-11	
											A. 9	@ Cgy	W 4-1	30-37-11	
											A. 10	@ Van	T 1-1	30-37-12	
											A. 12	@ SJ	W 5-1	31-37-12	
											A. 16	COL	W 5-1	32-37-12	
											A. 17	CGY	W 3-2	33-37-12	



EDMONTON OILERS 1999-00 RESULTS & STATISTICS

COACH	REGULAR SEASON					PLAYOFFS							
	GP	W	L	T	OTL	PTS	GF	GA	GP	W	L	GF	GA
Kevin Lowe	82	32	26	16	8	88	226	212	5	1	4	11	14

2nd Northwest Division, 14th Overall. Playoffs: Lost Western Conference Quarter-Final 4-1 vs Dallas.

PLAYER	REGULAR SEASON					PLAYOFFS					DATE	OPPONENT	GAME-BY-GAME RESULTS	RECORD	
	GP	G	A	PTS	PIM	GP	G	A	PTS	PIM					RESULT
Doug Weight	77	21	51	72	54	5	3	2	5	4	O. 1	NYR	T	1-1	0-0-1-0
Ryan Smyth	82	28	26	54	58	5	1	0	1	6	O. 6	@ STL	W	2-1	1-0-1-0
Alex Selivanov	67	20	27	47	46	5	0	0	0	8	O. 7	@ MJL	L	2-3	OT 1-0-1-1
Bill Guerin	70	24	22	46	123	5	3	2	5	9	O. 9	STL	L	2-4	1-1-1-1
German Titov (PIT)	63	17	25	42	34	-	-	-	-	-	O. 13	CAR	T	3-3	OT 1-1-2-1
(EDM)	7	0	4	4	4	5	1	1	2	0	O. 16	LA	W	5-4	2-1-2-1
(TOT)	70	17	29	46	38	-	-	-	-	-	O. 20	@ Dal	L	1-2	2-2-2-1
Roman Hamrlik	80	8	37	45	68	5	0	1	1	4	O. 21	@ Stl	L	3-4	2-2-2-2
Todd Marchant	82	17	23	40	70	3	1	0	1	2	O. 23	@ Nsh	L	3-4	2-3-2-2
Tom Poti	76	9	26	35	65	5	0	1	1	0	O. 26	PHO	W	4-3	3-3-2-2
Janne Niinimaa	81	8	25	33	89	5	0	2	2	2	O. 31	Nsh	W	4-2	4-3-2-2
Mike Grier	65	9	22	31	68	-	-	-	-	-	N. 3	FLA	T	2-2	OT 4-3-3-2
Ethan Moreau	73	17	10	27	62	5	0	1	1	0	N. 5	STL	L	1-2	4-4-3-2
Boyd Devereaux	76	8	19	27	20	-	-	-	-	-	N. 7	@ Ana	L	1-3	4-3-3-2
Jim Dowd	69	5	18	23	45	5	2	1	3	4	N. 9	@ LA	L	1-3	4-3-3-2
Pat Falloon	33	5	13	18	4	-	-	-	-	-	N. 10	@ Pho	L	4-5	OT 4-5-4-3
Josef Beranek	58	9	8	17	39	-	-	-	-	-	N. 12	@ Stl	L	2-2	OT 4-5-5-3
Georges Laraque	76	8	8	16	123	5	0	1	1	6	N. 14	@ Chi	W	5-3	5-5-5-3
Rem Murray	44	9	5	14	8	5	0	1	1	2	N. 20	DET	W	2-1	6-5-5-3
Jason Smith	80	3	11	14	60	5	0	1	1	4	N. 21	NYI	T	4-4	OT 6-5-6-3
Sean Brown	72	4	8	12	192	3	0	0	0	23	N. 24	CHI	L	2-3	6-6-6-3
Igor Ulanov (MTL)	43	1	5	6	76	-	-	-	-	-	N. 26	@ Det	L	2-4	6-7-6-3
(EDM)	14	0	3	3	10	5	0	0	0	6	N. 27	@ Tor	L	2-5	6-8-6-3
(TOT)	57	1	8	9	86	-	-	-	-	-	D. 1	COL	W	3-1	7-8-6-3
Daniel Cleary	17	3	2	5	8	4	0	1	1	2	D. 2	@ Van	L	2-3	OT 7-8-6-4
Chad Kilger	40	3	2	5	18	3	0	0	0	0	D. 4	VAN	L	3-5	8-8-6-4
Christian Laflamme	50	0	5	5	32	-	-	-	-	-	D. 6	@ Chi	L	1-5	8-8-6-4
Bert Robertsson	52	0	4	4	34	5	0	1	1	2	D. 8	@ NYR	L	1-2	8-9-6-5
Paul Comrie	15	1	2	3	4	-	-	-	-	-	D. 9	@ Bos	L	2-3	8-9-6-5
Brett Hauer	5	0	2	2	2	-	-	-	-	-	D. 11	@ NJ	T	5-3	9-9-7-5
Tommy Salo	70	0	1	1	8	5	0	0	0	2	D. 14	@ NYI	W	4-2	10-9-7-5
Mike Minard	1	0	0	0	0	-	-	-	-	-	D. 15	@ Det	L	1-5	10-10-7-5
Michel Picard	2	0	0	0	2	-	-	-	-	-	D. 17	DAL	T	2-2	OT 10-10-8-5
Dan LaCouture	5	0	0	0	10	1	0	0	0	0	D. 19	OTT	T	3-3	OT 10-10-9-5
Kevin Brown	7	0	0	0	0	-	-	-	-	-	D. 21	WSH	L	6-2	11-10-9-5
Bill Ranford	16	0	0	0	2	-	-	-	-	-	D. 23	@ CGY	L	1-2	11-11-9-5
											D. 27	ANA	L	4-1	12-11-9-5
											D. 30	@ LA	L	2-8	12-12-9-5
											J. 1	@ Pho	W	5-4	13-12-9-5
											J. 3	@ Col	T	2-2	OT 13-12-10-5
											J. 5	SJ	T	1-3	13-12-11-5
											J. 7	TB	W	5-1	14-12-11-5
											J. 11	DAL	L	2-3	14-13-11-5
											J. 14	TOR	L	2-3	OT 14-13-11-6
											J. 16	DET	T	3-3	OT 14-13-12-6
											J. 19	CGY	W	7-0	15-13-12-6
											J. 22	VAN	T	3-3	OT 15-13-13-6
											J. 24	NSH	L	2-3	OT 15-13-13-7
											J. 25	@ Van	W	5-4	OT 16-13-13-7
											J. 28	@ TB	L	7-3	17-13-13-7
											J. 29	@ Fla	L	1-2	17-14-13-7
											J. 31	@ Dal	L	1-3	17-15-13-7
											F. 2	CHI	W	4-1	18-15-13-7
											F. 8	@ Mtl	W	5-4	OT 18-15-13-7
											F. 10	@ Phi	W	3-2	20-15-13-7
											F. 11	@ Pit	T	2-2	OT 20-15-13-7
											F. 13	@ Buf	W	2-0	OT 20-15-15-7
											F. 15	@ Nsh	L	2-1	21-15-15-7
											F. 18	@ CGY	L	2-4	21-16-15-7
											F. 19	CGY	L	2-3	OT 21-16-15-8
											F. 21	LA	W	6-3	22-16-15-8
											F. 23	BOS	W	4-2	23-16-15-8
											F. 25	ATL	W	5-4	24-16-15-8
											F. 27	@ Ana	L	2-3	24-17-15-8
											F. 29	@ Col	W	3-1	25-17-15-8
											M. 4	PIT	L	2-3	25-18-15-8
											M. 7	TOR	L	0-2	25-19-15-8
											M. 10	COL	L	2-4	25-20-15-8
											M. 12	@ Nsh	L	3-0	26-21-15-8
											M. 13	@ Atl	L	3-0	26-21-15-8
											M. 15	@ Car	T	2-2	OT 26-21-16-8
											M. 17	OTT	W	4-2	OT 27-21-16-8
											M. 19	CGY	L	2-3	27-22-16-8
											M. 22	ANA	W	2-1	28-22-16-8
											M. 25	VAN	L	2-3	28-23-16-8
											M. 27	@ SJ	W	2-1	28-23-16-8
											M. 29	@ Col	L	2-3	29-24-16-8
											A. 1	PHO	W	4-3	OT 30-24-16-8
											A. 3	SJ	L	0-1	30-25-16-8
											A. 5	COL	L	2-3	30-26-16-8
											A. 7	@ Van	W	5-4	OT 31-26-16-8
											A. 8	@ CGY	W	6-3	32-26-16-8



EDMONTON OILERS 2000-01 RESULTS & STATISTICS

COACH	REGULAR SEASON					PLAYOFFS							
	GP	W	L	T	OTL	PTS	GF	GA	GP	W	L	GF	GA
Craig MacTavish	82	39	28	12	3	93	243	222	6	2	4	11	16

2nd Northwest Division, 12th Overall. Playoffs: Lost Western Conference Quarter-Final 4-2 vs Dallas.

PLAYER	REGULAR SEASON					PLAYOFFS					DATE	GAME-BY-GAME RESULTS		RECORD
	GP	G	A	PTS	PIM	GP	G	A	PTS	PIM		OPPONENT	RESULT	
Doug Weight	82	25	65	90	91	6	1	4	6	17	O. 6	DET	W. 2-1	1-0-0-0
Ryan Smyth	82	31	39	70	58	6	3	4	7	4	O. 7	COL	T. 1-1	1-0-1-0
Janne Niinimaa	82	12	34	46	90	6	0	2	2	6	O. 10	@ Mtl	T. 2-5	1-1-1-0
Anson Carter	61	16	26	42	23	6	3	1	4	4	O. 11	@ Det	W. 4-3	2-1-1-0
Todd Marchant	71	13	26	39	51	6	0	0	0	4	O. 13	BUF	W. 3-2	3-1-1-0
Mike Grier	74	20	16	36	20	6	0	0	0	8	O. 15	@ Min	W. 5-3	4-1-1-0
Rem Murray	82	15	21	36	24	6	2	0	2	6	O. 17	BOS	W. 6-1	5-1-1-0
Daniel Cleary	81	14	21	35	37	6	1	1	2	8	O. 19	TOR	L. 1-4	5-2-1-0
Tom Poti	81	12	20	32	60	6	0	2	2	2	O. 22	PHO	T. 3-3	5-2-2-0
Sergei Zholtok (MTL)	32	1	10	11	8	-	-	-	-	-	O. 25	ATL	L. 1-3	5-3-2-0
(EDM)	37	4	16	20	22	3	0	0	0	0	O. 27	@ Ana	L. 2-4	5-4-2-0
(TOT)	69	5	26	31	30	-	-	-	-	-	O. 28	@ Col	L. 2-2	5-5-2-0
Georges Laraque	82	13	16	29	148	6	1	1	2	8	O. 30	ANA	W. 5-3	6-5-2-0
Igor Ulanov	67	3	20	23	90	6	0	0	0	4	N. 3	CGY	W. 3-2	7-5-2-0
Bill Guerin	21	12	10	22	18	-	-	-	-	-	N. 5	MIN	W. 3-0	8-5-2-0
Mike Comrie	41	8	14	22	14	6	1	2	3	0	N. 7	@ Cbj	W. 4-2	9-5-2-0
Eric Brewer	77	7	14	21	53	6	1	5	6	2	N. 9	@ NYR	L. 3-4	9-6-2-0
Jason Smith	82	5	15	20	120	6	0	2	2	6	N. 9	@ Phi	L. 0-2	9-7-2-0
Ethan Moreau	68	9	10	19	90	4	0	0	0	2	N. 11	@ Pit	L. 2-5	9-8-2-0
Shawn Horcoff	49	9	7	16	10	5	0	0	0	0	N. 12	(EDM)	W. 5-4	10-8-2-0
Domenic Pittis	47	4	5	9	49	3	0	0	0	2	N. 14	STL	W. 3-0	11-8-2-0
Chad Kilger	34	5	2	7	17	-	-	-	-	-	N. 17	CHI	T. 3-3	11-8-3-0
Dan LaCouture	37	2	4	6	29	-	-	-	-	-	N. 19	CGY	W. 2-0	12-9-3-0
Sean Brown	62	2	3	5	110	-	-	-	-	-	N. 22	@ Tor	L. 3-4	12-9-3-0
Sven Butenschon (PIT)	5	0	1	1	2	-	-	-	-	-	N. 23	@ Ott	W. 5-3	13-9-3-0
(EDM)	7	1	1	2	2	-	-	-	-	-	N. 25	ANA	W. 3-2	14-9-3-0
(TOT)	12	1	2	3	4	-	-	-	-	-	N. 29	MTL	L. 2-3	14-10-3-0
Brian Swanson	16	1	1	2	6	-	-	-	-	-	D. 2	@ Van	L. 3-3	14-11-3-0
Frank Musil	13	0	2	2	4	-	-	-	-	-	D. 3	SJ	T. 3-3	14-11-4-0
Michel Riesen	12	0	1	1	4	-	-	-	-	-	D. 6	NSH	W. 4-0	15-11-4-0
Scott Ferguson	20	0	1	1	13	6	0	0	0	0	D. 9	LA	L. 2-4	15-12-4-0
Tommy Salo	73	0	1	1	4	6	0	0	0	0	D. 13	@ Dal	L. 2-5	15-13-4-0
Chris Hajt	1	0	0	0	0	-	-	-	-	-	D. 14	@ Nsh	W. 6-2	16-13-4-0
Jason Chimera	1	0	0	0	0	-	-	-	-	-	D. 16	@ Wsh	L. 0-4	16-14-4-0
Joaquin Gage	5	0	0	0	0	-	-	-	-	-	D. 18	@ Det	L. 3-4	16-14-4-1
Patrick Cote	6	0	0	0	18	-	-	-	-	-	D. 20	VAN	W. 3-2	17-14-4-1
Dominic Roussel (ANA)	13	0	0	0	0	-	-	-	-	-	D. 22	@ Cgy	T. 1-1	17-14-5-1
(EDM)	8	0	0	0	2	-	-	-	-	-	D. 27	@ Col	L. 2-3	17-15-5-1
(TOT)	21	0	0	0	2	-	-	-	-	-	D. 28	MTL	T. 2-2	17-15-6-1
Josh Green	-	-	-	-	-	3	0	0	0	0	D. 30	@ Stl	W. 3-2	18-15-6-1
											J. 1	CHI	L. 2-5	18-16-6-1
											J. 2	@ Cbj	L. 2-5	18-17-6-1
											J. 7	@ Chi	W. 2-1	20-17-6-1
											J. 10	NSH	L. 2-5	20-18-6-1
											J. 12	VAN	L. 2-3	20-19-6-1
											J. 14	OTT	W. 4-1	21-19-6-1
											J. 16	@ Nsh	W. 2-1	22-19-6-1
											J. 18	@ Stl	L. 1-4	22-20-6-1
											J. 20	DET	W. 2-1	23-20-6-1
											J. 22	SJ	T. 2-2	23-20-7-1
											J. 24	@ SJ	L. 1-6	23-21-7-1
											J. 26	PHO	T. 1-1	23-21-8-1
											J. 30	@ Cgy	W. 5-3	24-21-8-1
											J. 31	CHI	W. 3-2	25-21-8-1
											F. 9	@ Dal	L. 3-2	25-21-9-1
											F. 12	@ Phi	L. 0-2	25-23-9-1
											F. 14	@ LA	W. 6-3	26-23-9-1
											F. 16	@ Ana	T. 3-3	26-23-9-1
											F. 17	NYJ	L. 2-4	26-24-9-1
											F. 17	VAN	L. 5-6	26-24-9-2
											F. 20	LA	W. 5-0	27-24-9-2
											F. 24	@ Cgy	W. 3-1	28-24-9-2
											F. 25	DAL	W. 3-2	29-24-9-2
											F. 28	STL	W. 5-3	30-24-9-2
											M. 2	MIN	W. 3-1	31-24-9-2
											M. 7	TOR	W. 4-0	32-24-9-2
											M. 9	@ Buf	W. 4-0	33-24-9-2
											M. 13	@ Car	W. 3-2	34-24-9-2
											M. 13	@ TB	W. 5-4	35-24-9-2
											M. 14	@ Fla	T. 2-2	35-24-10-2
											M. 17	NJ	L. 5-6	35-24-10-3
											M. 19	PHI	L. 2-4	35-25-10-3
											M. 21	@ LA	W. 7-0	36-25-10-3
											M. 24	@ Pho	L. 4-7	36-26-10-3
											M. 26	CBJ	W. 4-2	37-26-10-3
											M. 28	COL	W. 4-1	38-26-10-3
											M. 30	DAL	L. 4-5	38-27-10-3
											A. 1	@ Chi	L. 3-3	38-27-11-3
											A. 2	@ Col	L. 3-5	38-28-11-3
											A. 4	MIN	T. 2-2	38-28-12-3
											A. 7	@ Van	W. 4-2	39-28-12-3



EDMONTON OILERS 2001-02 RESULTS & STATISTICS

COACH	REGULAR SEASON								PLAYOFFS				
	GP	W	L	T	OTL	PTS	GF	GA	GP	W	L	GF	GA
Craig MacTavish	82	38	28	12	4	92	205	182	-	-	-	-	-

3rd Northwest Division, 15th Overall. Playoffs: Did Not Qualify.

PLAYER	REGULAR SEASON					PLAYOFFS					GAME-BY-GAME RESULTS			
	GP	G	A	PTS	PIM	GP	G	A	PTS	PIM	DATE	OPPONENT	RESULT	RECORD
Mike York (NYP)	69	18	39	57	16	-	-	-	-	-	O. 3	@ Cgy	L 0-1	0-1-0-0
(EDM)	12	2	2	4	0	-	-	-	-	-	O. 6	PHO	W 6-2	1-1-0-0
(TOT)	81	20	41	61	16	-	-	-	-	-	O. 9	CHI	W 1-0	2-1-0-0
Mike Comrie	82	33	27	60	45	-	-	-	-	-	O. 11	COL	W 5-3	3-1-0-0
Anson Carter	82	28	32	60	25	-	-	-	-	-	O. 13	@ Nsh	W 4-3	4-1-0-0
Ryan Smyth	61	15	35	50	48	-	-	-	-	-	O. 14	@ Min	T 3-3	4-1-1-0
Janne Niinimaa	81	5	39	44	80	-	-	-	-	-	O. 16	TOR	L 1-4	4-2-1-0
Jochen Hecht	82	16	24	40	60	-	-	-	-	-	O. 18	@ Col	W 4-1	5-2-1-0
Todd Marchant	82	12	22	34	41	-	-	-	-	-	O. 20	FLA	W 6-2	6-2-1-0
Daniel Cleary	65	10	19	29	51	-	-	-	-	-	O. 22	NSH	L 2-4	6-3-1-0
Mike Grier	82	8	17	25	32	-	-	-	-	-	O. 24	@ Det	L 1-4	6-4-1-0
Eric Brewer	81	7	18	25	45	-	-	-	-	-	O. 25	@ Cbj	W 5-2	7-4-1-0
Rem Murray	69	7	17	24	14	-	-	-	-	-	O. 27	VAN	W 3-1	8-4-1-0
Shawn Horcoff	61	8	14	22	18	-	-	-	-	-	O. 30	MTL	W 3-1	9-4-1-0
Georges Laraque	80	5	14	19	157	-	-	-	-	-	N. 2	CBJ	L 2-0	9-5-1-0
Jason Smith	74	5	13	18	103	-	-	-	-	-	N. 4	@ Min	L 2-0	10-5-1-0
Tom Poti	55	1	16	17	42	-	-	-	-	-	N. 6	@ Bos	L 0-1	10-5-1-1
Ethan Moreau	80	11	5	16	81	-	-	-	-	-	N. 9	@ Cbj	W 5-0	11-5-1-1
Josh Green	61	10	5	15	52	-	-	-	-	-	N. 11	@ Car	T 1-1	11-5-2-1
Marty Reasoner	52	6	5	11	41	-	-	-	-	-	N. 13	@ Pho	W 5-4	12-5-2-1
Sean Brown	61	6	4	10	127	-	-	-	-	-	N. 16	CHI	W 2-1	13-5-2-1
Steve Staios	73	5	5	10	108	-	-	-	-	-	N. 17	@ Van	T 2-2	13-5-3-1
Domenic Pittis	22	0	6	6	8	-	-	-	-	-	N. 20	STL	W 2-0	14-5-3-1
Scott Ferguson	50	3	2	5	75	-	-	-	-	-	N. 22	LA	L 2-4	14-6-3-1
Brian Swanson	8	1	1	2	0	-	-	-	-	-	N. 24	@ Col	L 0-2	14-7-3-1
Jason Chimera	3	1	0	1	0	-	-	-	-	-	N. 28	@ Ana	W 3-0	15-7-3-1
Tommy Salo	69	0	1	1	0	-	-	-	-	-	N. 29	@ DAL	W 3-1	16-7-3-1
Jani Rita	1	0	0	0	0	-	-	-	-	-	D. 1	LA	L 4-6	16-8-3-1
Ales PISA	2	0	0	0	2	-	-	-	-	-	D. 3	ANA	L 2-2	17-8-3-1
Ty Conklin	4	0	0	0	0	-	-	-	-	-	D. 5	@ Dal	L 0-5	17-9-3-1
Jussi Markkanen	14	0	0	0	0	-	-	-	-	-	D. 7	@ Nsh	T 2-2	17-9-4-1
Sven Butenschon	14	0	0	0	4	-	-	-	-	-	D. 8	@ SJ	L 4-5	17-9-4-2
											D. 11	DET	L 1-2	17-10-4-2
											D. 13	TB	W 2-1	18-10-4-2
											D. 14	@ Phi	W 3-2	19-10-4-2
											D. 16	@ NYI	L 1-4	19-11-4-2
											D. 18	@ NJ	T 3-3	19-11-5-2
											D. 20	@ Chi	L 1-5	19-12-5-2
											D. 21	CGY	W 3-2	20-12-5-2
											D. 26	MIN	W 3-2	21-12-5-2
											D. 28	NJ	L 1-2	21-13-5-2
											D. 30	@ Cgy	T 2-2	21-13-6-2
											D. 31	NYP	L 3-4	22-13-6-2
											J. 2	VAN	W 3-4	22-14-6-2
											J. 6	MTL	L 7-6	23-14-6-2
											J. 10	CAR	L 1-4	23-15-6-2
											J. 12	COL	T 2-2	23-15-7-2
											J. 14	@ Chi	L 1-2	23-16-7-2
											J. 15	@ Stl	L 2-3	23-17-7-2
											J. 18	ANA	W 3-1	24-17-7-2
											J. 19	PIT	L 0-1	24-18-7-2
											J. 21	@ SJ	L 3-4	24-19-7-2
											J. 23	COL	L 2-4	24-20-7-2
											J. 26	TOR	W 4-1	25-20-7-2
											J. 28	DET	T 1-1	25-20-8-2
											J. 30	@ Van	T 2-2	25-20-9-2
											F. 7	@ Atl	L 1-3	25-21-9-2
											F. 8	@ SJ	L 1-3	25-22-9-2
											F. 10	@ Dal	L 1-1	25-22-10-2
											F. 12	@ Pho	W 4-3	26-22-10-2
											F. 12	SJ	L 2-3	26-23-10-2
											F. 28	NSH	L 2-3	26-24-10-2
											M. 2	STL	T 1-1	26-24-11-2
											M. 4	@ Buf	W 3-0	27-24-11-2
											M. 6	@ TB	W 3-2	28-24-11-2
											M. 8	@ Fla	L 4-5	28-25-11-2
											M. 10	@ Wsh	L 2-4	28-26-11-2
											M. 13	@ Det	L 3-4	28-26-11-3
											M. 14	@ Ott	W 4-1	29-26-11-3
											M. 16	WSH	W 1-1	30-27-11-3
											M. 20	SJ	W 2-1	31-26-11-3
											M. 23	CGY	W 3-1	32-26-11-3
											M. 24	@ Van	W 2-0	33-26-11-3
											M. 26	CBJ	W 3-1	34-26-11-3
											M. 28	LA	T 2-2	34-26-12-3
											M. 30	DAL	W 3-1	35-26-12-3
											A. 2	MIN	W 2-1	36-26-12-3
											A. 5	@ Ana	L 0-2	36-27-12-3
											A. 6	@ LA	L 3-4	36-27-12-4
											A. 10	PHO	W 3-0	37-27-12-4
											A. 12	CGY	L 0-2	37-28-12-4
											A. 14	@ Min	W 4-2	38-28-12-4



EDMONTON OILERS 2002-03 RESULTS & STATISTICS

COACH	REGULAR SEASON					PLAYOFFS							
	GP	W	L	T	OTL	PTS	GF	GA	GP	W	L	GF	GA
Craig MacTavish	82	36	26	11	9	92	232	230	6	2	4	11	20

4th Northwest Division, 14th Overall. Playoffs: Lost Western Conference Quarter-Final 4-2 vs Dallas.

PLAYER	REGULAR SEASON					PLAYOFFS					GAME-BY-GAME RESULTS				
	GP	G	A	PTS	PIM	GP	G	A	PTS	PIM	DATE	OPPONENT	RESULT	SCORE	
Ryan Smyth	66	27	34	61	67	6	2	0	2	16	O. 10	PHI	T 2-2	0-0-1-0	
Todd Marchant	77	20	40	60	48	6	0	2	2	2	O. 12	@ Nsh	W 3-2	1-0-1-0	
Anson Carter	68	25	30	55	20	-	-	-	-	-	O. 15	@ Dal	L 0-3	1-1-1-0	
Mike York	71	22	29	51	10	6	0	2	2	2	O. 17	@ SJ	L 3-4	1-2-1-0	
Mike Comrie	69	20	31	51	90	6	1	0	1	10	O. 19	BOS	L 3-4	1-3-1-0	
Radek Dvorak (NVR)	63	6	21	27	16	-	-	-	-	-	O. 22	@ Col	T 3-3	1-3-2-0	
(EDM)	12	4	4	8	14	4	1	0	1	0	O. 24	STL	L 1-2	1-4-2-0	
(TOT)	75	10	25	35	30	-	-	-	-	-	O. 26	ANA	W 4-3	2-4-2-0	
Shawn Horcoff	78	12	21	33	55	6	3	1	4	6	O. 28	DAL	L 3-4	2-4-2-1	
Ethan Moreau	78	14	17	31	112	6	0	1	1	16	N. 1	BUF	T 1-1	2-4-3-1	
Marty Reasoner	70	11	20	31	28	6	1	0	1	2	N. 3	@ Chi	W 4-1	3-4-3-1	
Ales Hemsky	59	6	24	30	14	6	0	0	0	0	N. 5	@ NVR	L 2-5	3-5-3-1	
Eric Brewer	80	8	21	29	45	6	1	3	4	6	N. 8	@ NYI	L 2-4	3-6-3-1	
Janne Niinimaa	63	4	24	28	66	-	-	-	-	-	N. 11	@ NJ	W 6-3	4-6-3-1	
Brad Isbister (NYI)	53	10	13	23	34	-	-	-	-	-	N. 12	@ Bos	W 4-3	4-7-3-1	
(EDM)	13	3	2	5	9	6	0	1	1	12	N. 15	@ Min	W 3-2	5-7-3-1	
(TOT)	66	13	15	28	43	-	-	-	-	-	N. 16	STL	W 5-0	6-7-3-1	
Steve Staios	76	5	21	26	96	6	0	0	0	4	N. 19	LA	L 1-4	6-8-3-1	
Jason Chimera	66	14	9	23	36	2	0	2	2	0	N. 21	CHI	W 3-1	7-8-3-1	
Daniel Cleary	57	4	13	17	31	-	-	-	-	-	N. 23	@ Cgy	W 3-1	8-8-3-1	
Fernando Pisani	35	8	5	13	10	6	1	0	1	2	N. 25	DET	T 1-1	8-8-4-1	
Georges Laraque	64	6	7	13	110	6	1	3	4	4	N. 27	@ Det	W 5-4	9-8-4-1	
Jason Smith	68	4	8	12	64	6	0	0	0	19	N. 30	@ Cbj	W 3-1	10-8-4-1	
Brian Swanson	44	2	10	12	10	-	-	-	-	-	D. 3	COL	W 1-0	11-8-4-1	
Cory Cross (NVR)	26	0	4	4	16	-	-	-	-	-	D. 5	MIN	W 2-1	12-8-4-1	
(EDM)	11	2	3	5	8	6	0	1	1	20	D. 7	@ TB	L 2-3	12-9-4-1	
(TOT)	37	2	7	9	24	-	-	-	-	-	D. 8	@ Fla	W 4-0	13-9-4-1	
Scott Ferguson	78	3	5	8	120	5	0	0	0	8	D. 9	@ Atl	W 3-0	14-9-4-1	
Alexei Semenov	46	1	6	7	58	6	0	0	0	0	D. 11	CAR	W 3-1	15-9-4-1	
Jiri Dopita	21	1	5	6	11	-	-	-	-	-	D. 13	COL	W 4-3	16-9-4-1	
Jani Rita	12	3	1	4	0	-	-	-	-	-	D. 14	VAN	L 3-6	16-10-4-1	
Ales Pisa	48	1	3	4	24	-	-	-	-	-	D. 17	@ Min	L 3-4	16-10-4-2	
Marc-Andre Bergeron	5	1	1	2	9	1	0	1	1	0	D. 19	@ Col	L 1-2	16-11-4-2	
Josh Green	20	0	2	2	12	-	-	-	-	-	D. 21	@ Van	L 3-4	16-11-4-3	
Jarret Stoll	4	0	1	1	0	-	-	-	-	-	D. 26	VAN	L 2-4	16-12-4-3	
Jussi Markkanen	22	0	1	1	2	1	0	0	0	0	D. 28	TOR	W 3-2	17-12-4-3	
Bobby Allen	1	0	0	0	0	-	-	-	-	-	D. 30	@ Pho	L 3-4	17-12-4-4	
Alex Henry	3	0	0	0	0	-	-	-	-	-	D. 31	@ Dal	L 1-4	17-13-4-4	
Kari Haakana	13	0	0	0	4	-	-	-	-	-	J. 2	MIN	L 1-2	17-13-4-5	
Tommy Salo	65	0	0	0	4	6	0	1	1	0	J. 4	MTL	W 5-4	18-13-4-5	
											J. 6	@ SJ	T 5-5	18-13-5-5	
											J. 8	@ Ana	W 5-0	19-13-5-5	
											J. 9	@ LA	W 5-4	20-13-5-5	
											J. 11	OTT	L 0-2	20-14-5-5	
											J. 13	CBJ	W 8-5	21-14-5-5	
											J. 16	LA	W 2-0	22-14-5-5	
											J. 18	NSH	L 2-3	22-14-5-6	
											J. 20	@ Cgy	L 3-4	22-15-5-6	
											J. 22	DET	W 4-3	23-15-5-6	
											J. 24	PHO	L 1-5	23-16-5-6	
											J. 29	MIN	W 5-1	24-16-5-6	
											J. 30	@ Van	T 3-3	24-16-5-6	
											F. 5	ANA	W 2-1	25-16-5-6	
											F. 7	CGY	L 3-4	25-17-5-6	
											F. 8	CHI	L 0-3	25-18-5-6	
											F. 11	@ Tor	W 3-4	25-18-5-6	
											F. 13	@ Ott	W 0-2	25-19-5-6	
											F. 15	@ Mtl	L 2-3	25-20-5-6	
											F. 18	@ Pit	L 3-4	25-20-6-7	
											F. 20	@ Det	L 2-6	26-21-6-7	
											F. 22	VAN	L 2-3	26-21-6-8	
											F. 23	ATL	T 3-3	26-21-7-8	
											F. 25	@ Col	L 2-4	26-22-7-8	
											F. 27	@ Stl	L 1-4	26-23-7-8	
											M. 1	@ Cbj	T 3-3	26-23-8-8	
											M. 4	SJ	W 2-1	27-23-8-8	
											M. 6	@ LA	W 2-1	28-23-8-8	
											M. 7	@ Ana	W 4-1	29-23-8-8	
											M. 10	TOR	L 1-2	29-24-8-8	
											M. 11	@ Cgy	W 5-2	30-24-8-8	
											M. 13	NYI	L 2-5	30-25-8-8	
											M. 15	DAL	W 4-3	31-25-8-8	
											M. 17	@ Nsh	W 5-3	33-25-8-8	
											M. 20	@ Pho	L 2-3	33-25-8-9	
											M. 22	WSH	W 5-3	34-25-8-9	
											M. 23	NSH	W 3-2	35-25-8-9	
											M. 26	PHO	W 4-3	36-25-8-9	
											M. 28	CBJ	W 4-0	36-25-9-9	
											M. 30	@ Chi	T 4-4	36-25-9-9	
											M. 31	@ Stl	T 5-5	36-25-10-9	
											A. 3	SJ	T 3-3	36-25-11-9	
											A. 5	CGY	L 1-4	36-26-11-9	



EDMONTON OILERS 2003-04 RESULTS & STATISTICS

COACH	REGULAR SEASON									PLAYOFFS				
	GP	W	L	T	OTL	PTS	GF	GA	GP	W	L	GF	GA	
Craig MacTavish	82	36	29	12	5	89	221	208	-	-	-	-	-	

4th Northwest Division, 9th Western Conference, 17th Overall. Playoffs: Did Not Qualify.

PLAYER	REGULAR SEASON					PLAYOFFS					DATE	OPPONENT	GAME-BY-GAME RESULTS	RECORD
	GP	G	A	PTS	PIM	GP	G	A	PTS	PIM				
Ryan Smyth	82	23	36	59	70	-	-	-	-	-	O. 9	SJ	W, 5-2	1-0-0-0
Radek Dvorak	78	15	35	50	26	-	-	-	-	-	O. 11	@ Van	L, 0-3	1-1-0-0
Petr Nedved (NYR)	65	14	17	31	42	-	-	-	-	-	O. 14	@ Cgy	L, 0-1	1-2-0-0
(EDM)	16	5	10	15	4	-	-	-	-	-	O. 16	BUF	W, 4-1	2-2-0-0
(TOT)	81	19	27	46	46	-	-	-	-	-	O. 18	COL	W, 6-3	3-2-0-0
Mike York	61	16	26	42	15	-	-	-	-	-	O. 21	STL	L, 4-6	3-3-0-0
Shawn Horcoff	80	15	25	40	73	-	-	-	-	-	O. 23	@ Col	L, 1-6	3-4-0-0
Raffi Torres	80	20	14	34	65	-	-	-	-	-	O. 25	CGY	L, 2-4	3-5-0-0
Ales Hensky	71	12	22	34	14	-	-	-	-	-	O. 30	CBJ	W, 4-3	4-5-0-0
Ethan Moreau	81	20	12	32	96	-	-	-	-	-	N. 1	DET	T, 4-4	4-5-1-0
Fernando Pisani	76	16	14	30	46	-	-	-	-	-	N. 4	@ Mtl	W, 4-2	5-5-1-0
Steve Staios	82	6	22	28	86	-	-	-	-	-	N. 6	@ Ott	W, 5-3	5-5-2-0
Marc-Andre Bergeron	54	9	17	26	26	-	-	-	-	-	N. 8	@ Tor	L, 1-4	5-6-2-0
Eric Brewer	77	7	18	25	67	-	-	-	-	-	N. 10	@ NYR	W, 5-4	6-6-2-0
Cory Cross	68	7	14	21	56	-	-	-	-	-	N. 11	@ Bos	L, 3-4	6-7-2-0
Jarret Stoll	68	10	11	21	42	-	-	-	-	-	N. 13	@ Min	W, 2-1	7-7-2-0
Jason Smith	68	7	12	19	98	-	-	-	-	-	N. 15	CGY	W, 2-1	8-7-2-0
Adam Oates	60	2	16	18	8	-	-	-	-	-	N. 18	CHI	W, 5-2	9-7-2-0
Igor Ulanov	42	5	13	18	28	-	-	-	-	-	N. 20	TOR	W, 3-2	10-7-2-0
Brad Isbister	51	10	8	18	54	-	-	-	-	-	N. 22	MTL	L, 3-4	10-8-2-0
Georges Laraque	66	6	11	17	99	-	-	-	-	-	N. 25	@ CBJ	T, 3-3	10-8-3-0
Jason Chimera	60	4	8	12	57	-	-	-	-	-	N. 26	@ Det	L, 1-7	10-9-3-0
Marty Reasoner	17	2	6	8	10	-	-	-	-	-	N. 28	COL	L, 1-4	10-10-3-0
Scott Ferguson	52	1	5	6	80	-	-	-	-	-	N. 30	SJ	L, 1-2	10-11-3-0
Alexei Semenov	46	2	3	5	32	-	-	-	-	-	D. 3	MIN	L, 0-1	10-12-3-0
Mike Bishai	14	0	2	2	19	-	-	-	-	-	D. 6	PIT	W, 4-3	11-12-3-0
Petr Sarno	6	1	0	1	2	-	-	-	-	-	D. 9	CAR	L, 2-3	11-13-3-0
Mikko Luoma	3	0	1	1	0	-	-	-	-	-	D. 11	@ SJ	T, 2-2	11-13-4-0
Tony Salmelainen	13	0	1	1	4	-	-	-	-	-	D. 12	@ Pho	L, 3-3	11-14-4-0
Tommy Salo	44	0	1	1	2	-	-	-	-	-	D. 14	@ Ana	W, 3-2	12-13-5-0
Stephen Valiquette	1	0	0	0	0	-	-	-	-	-	D. 16	@ LA	L, 2-4	12-14-5-0
Doug Lynch	2	0	0	0	0	-	-	-	-	-	D. 18	MIN	T, 1-1	12-14-6-0
Jani Rita	2	0	0	0	0	-	-	-	-	-	D. 20	VAN	L, 0-3	12-15-6-0
Jussi Markkanen (NYR)	26	0	0	0	0	-	-	-	-	-	D. 23	@ Cgy	L, 1-2	12-16-6-0
(EDM)	7	0	0	0	2	-	-	-	-	-	D. 27	@ Van	W, 1-2	13-16-6-0
(TOT)	33	0	0	0	2	-	-	-	-	-	D. 28	CGY	L, 1-2	13-17-6-0
Ty Conklin	38	0	0	0	17	-	-	-	-	-	D. 30	MIN	T, 2-2	13-17-7-0
											J. 2	@ Min	W, 2-1	14-17-7-0
											J. 4	@ Chi	W, 4-3	15-17-7-0
											J. 5	@ NJ	L, 2-3	15-17-7-1
											J. 8	@ NYI	W, 2-3	15-18-7-1
											J. 10	@ Phi	L, 3-0	16-18-7-1
											J. 11	@ Wsh	L, 0-1	16-19-7-1
											J. 13	FLA	W, 4-2	17-19-7-1
											J. 15	ANA	W, 1-0	18-19-7-1
											J. 17	@ Nsh	L, 1-2	18-20-7-1
											J. 18	@ Cbj	T, 4-4	18-20-8-1
											J. 20	DAL	W, 3-0	19-20-8-1
											J. 22	TB	L, 2-3	19-21-8-1
											J. 24	NSH	L, 3-4	19-22-8-1
											J. 27	@ Col	L, 3-3	19-23-8-1
											J. 29	CHI	W, 5-2	20-23-8-1
											J. 31	LA	L, 3-4	20-24-8-1
											F. 2	ANA	W, 2-1	21-24-8-1
											F. 4	STL	W, 5-3	22-24-8-1
											F. 11	ATL	W, 5-1	23-24-8-1
											F. 13	@ Min	L, 0-3	23-25-8-1
											F. 15	@ Nsh	T, 2-2	23-25-9-1
											F. 16	@ Det	L, 1-2	23-26-9-1
											F. 18	@ Col	W, 5-3	24-26-9-1
											F. 21	VAN	W, 2-1	25-26-9-1
											F. 23	DET	T, 4-4	25-27-10-1
											F. 25	@ Ana	L, 1-3	25-27-10-1
											F. 27	@ Pho	L, 7-2	26-27-10-1
											F. 29	@ Dal	W, 4-5	26-27-10-2
											M. 2	PHO	W, 5-4	27-27-10-2
											M. 4	@ Stl	T, 1-1	27-27-11-2
											M. 7	@ Chi	W, 4-3	28-27-11-2
											M. 9	@ Cgy	T, 1-1	28-27-12-2
											M. 10	COL	L, 2-3	28-27-12-3
											M. 12	VAN	L, 3-4	28-27-12-4
											M. 14	OTT	W, 3-2	29-27-12-4
											M. 16	CBJ	W, 3-2	30-27-12-4
											M. 19	NSH	W, 5-4	31-27-12-4
											M. 21	@ SJ	W, 5-2	32-27-12-4
											M. 22	@ LA	W, 2-1	33-27-12-4
											M. 24	DAL	L, 3-4	33-27-12-5
											M. 26	LA	W, 3-1	34-27-12-5
											M. 28	PHO	W, 4-2	35-27-12-5
											M. 30	@ Stl	L, 0-1	35-28-12-5
											M. 31	@ Dal	W, 3-1	36-28-12-5
											A. 3	@ Van	T, 2-5	36-29-12-5
											A. 4	MIN	T, 2-2	38-28-12-3
											A. 7	@ Van	W, 4-2	39-28-12-3



EDMONTON OILERS 2005-06 RESULTS & STATISTICS

COACH	REGULAR SEASON						PLAYOFFS					
	GP	W	L	T	OTL	PTS	GF	GA	GP	W	L	GF
Craig MacTavish	82	41	28	13	95	256	251	24	15	9	70	61

3rd Northwest Division, 8th Western Conference, 14th Overall. Playoffs: Won Western Conference Quarter-Final 4-2 vs Detroit, Won Western Conference Semi-Final 4-2 vs San Jose, Won Western Conference Final 4-1 vs Anaheim, Lost Stanley Cup Final 4-3 vs Carolina.

PLAYER	REGULAR SEASON					PLAYOFFS					GAME-BY-GAME RESULTS				RECORD
	GP	G	A	PTS	PIM	GP	G	A	PTS	PIM	DATE	OPPONENT	RESULT	RECORD	
Ales Hemsky	81	19	58	77	64	24	6	11	17	14	O. 10/3	COL	W. 4-3	1-0-0	
Shawn Horcoff	79	22	51	73	85	24	7	12	19	12	O. 10/10	VAN	W. 4-3	2-0-0	
Jarret Stoll	82	22	46	68	74	24	4	6	10	24	O. 11/11	@ Ana	W. 4-2	3-0-0	
Ryan Smyth	75	36	30	66	58	24	8	9	17	22	O. 11/14	@ LA	L. 1-3	3-1-0	
Chris Pronger	80	12	44	56	74	24	5	16	21	26	O. 12/0	DAL	L. 2-3	3-2-0	
Sergei Samsonov (BOS)	55	18	19	37	22	-	-	-	-	-	O. 15/15	@ Cgy	L. 0-3	3-3-0	
(EDM)	19	5	11	16	6	24	4	11	15	14	O. 18/18	PHO	L. 3-4	3-3-1	
(TOT)	74	23	30	53	28	-	-	-	-	-	O. 20/20	@ Cgy	L. 1-3	3-4-1	
Jaroslav Spacek (CHI)	45	7	17	24	72	-	-	-	-	-	O. 21/21	COL	L. 1-7	3-5-1	
(EDM)	31	5	14	19	24	24	3	11	14	24	O. 25/25	@ Dal	L. 3-5	3-6-1	
(TOT)	76	12	31	43	96	-	-	-	-	-	O. 28/28	@ Dal	W. 5-3	4-6-1	
Raffi Torres	82	27	14	41	50	22	4	7	11	16	O. 29/29	@ Nsh	W. 5-1	5-6-1	
Fernando Pisani	80	18	19	37	42	24	14	4	18	10	N. 1/3	@ Det	W. 4-3	6-6-1	
Marc-Andre Bergeron	75	15	20	35	38	18	2	1	3	14	N. 4/4	@ STL	W. 7-2	8-6-1	
Radek Dvorak	64	8	20	28	26	16	0	2	2	4	N. 7/7	@ Dal	L. 0-4	8-7-1	
Steve Staios	82	8	20	28	84	24	1	5	6	28	N. 8/8	@ Nsh	L. 2-3	8-8-1	
Ethan Moreau	74	11	16	27	87	21	2	1	3	19	N. 11/11	@ CBJ	L. 3-1	9-8-1	
Marty Reasoner	58	9	17	26	20	-	-	-	-	-	N. 13/13	@ Chi	L. 1-3	9-9-1	
Michael Peca	71	9	14	23	56	24	6	5	11	20	N. 14/14	@ Col	W. 5-2	10-9-1	
Jason Smith	76	4	13	17	84	24	1	4	5	16	N. 17/17	DET	W. 6-5	10-9-1	
Dick Tarnstrom (PIT)	33	5	5	10	52	-	-	-	-	-	N. 19/19	CHI	W. 2-1	11-9-1	
(EDM)	22	1	3	4	24	12	0	2	2	10	N. 21/21	SJ	W. 2-1	12-10-1	
(TOT)	55	6	8	14	76	-	-	-	-	-	N. 23/23	@ Min	W. 4-3	13-10-1	
Georges Laraque	72	2	10	12	73	15	1	1	2	44	N. 25/25	COL	W. 2-1	14-10-1	
Igor Ulanov	37	3	6	9	29	-	-	-	-	-	N. 29/29	@ Cgy	L. 2-3	14-11-1	
Todd Harvey	63	5	2	7	32	10	1	1	2	4	D. 1/1	VAN	W. 5-3	15-11-1	
Cory Cross	34	2	3	5	38	-	-	-	-	-	D. 3/3	BOS	L. 4-5	15-11-2	
Jani Rita	21	3	0	3	6	-	-	-	-	-	D. 8/8	@ Phi	W. 3-2	16-11-2	
Rem Murray	9	1	1	2	2	24	0	4	4	2	D. 10/10	@ NYI	L. 2-3	16-11-3	
Alexei Semenov	11	1	1	2	17	-	-	-	-	-	D. 13/13	@ NJ	L. 1-2	17-11-4	
Matt Greene	27	0	2	2	43	18	0	1	1	34	D. 17/17	MTL	W. 5-4	17-11-4	
Marc-Antoine Pouliot	8	1	0	1	0	-	-	-	-	-	D. 19/19	@ Van	W. 5-4	18-11-4	
Brad Winchester	19	0	1	1	21	10	1	2	3	4	D. 21/21	CGY	W. 5-4	19-11-4	
Jussi Markkanen	37	0	1	1	0	6	0	0	0	0	D. 22/22	@ Van	W. 7-6	20-11-4	
Dwayne Roloson (MIN)	24	0	0	0	6	-	-	-	-	-	D. 23/23	LA	W. 5-3	21-11-4	
(EDM)	19	0	1	1	2	18	0	2	2	14	D. 26/26	MIN	L. 1-4	21-12-4	
(TOT)	39	0	1	1	8	-	-	-	-	-	D. 28/28	MIN	L. 2-4	21-13-4	
Mathieu Roy	1	0	0	0	0	-	-	-	-	-	D. 30/30	NSH	W. 4-2	22-13-4	
Yan Stastny	3	0	0	0	0	-	-	-	-	-	D. 31/31	@ Cgy	L. 5-6	22-14-4	
Kris Kolanos	6	0	0	0	2	-	-	-	-	-	J. 1/7	CHI	W. 5-0	23-14-4	
Jean-Francois Jacques	7	0	0	0	0	-	-	-	-	-	J. 3/3	TOR	W. 5-3	23-15-4	
Dan Smith	7	0	0	0	7	-	-	-	-	-	J. 10/10	@ Pit	W. 5-3	24-15-4	
Kyle Brodziak	10	0	0	0	4	-	-	-	-	-	J. 12/12	@ NYR	L. 4-5	24-15-5	
Danny Syvret	10	0	0	0	6	-	-	-	-	-	J. 14/14	OTT	L. 3-5	24-16-5	
Ty Conklin	18	0	0	0	2	-	-	-	-	-	J. 16/16	BUF	L. 1-3	24-17-5	
Mike Morrison	21	0	0	0	2	-	-	-	-	-	J. 19/19	@ SJ	W. 3-2	25-17-5	
Toby Petersen	-	-	-	-	-	2	1	0	1	0	J. 21/21	@ Pho	L. 3-4	25-17-6	
GOALTENDER	GP	MIN	GA	SO	GAA.	W-L-T	GP	MIN	GA	SO	GAA.	W-L-T			
Dwayne Roloson (MIN)	24	1361	68	1	3.00	6-17-1	-	-	-	-	-	-	-		
(EDM)	19	922	47	1	2.42	8-7-4	18	1160	45	1	2.33	12-5			
(TOT)	43	2524	115	2	2.73	14-24-5	-	-	-	-	-	-	-		
Ty Conklin	18	922	43	1	2.80	8-5-1	1	6	1	0	10.00	0-0			
Mike Morrison	21	892	42	0	2.83	10-4-2	-	-	-	-	-	-	-		
Jussi Markkanen	37	2016	105	0	3.13	15-12-6	6	360	13	1	2.17	3-3			



EDMONTON OILERS 2006-07 RESULTS & STATISTICS

COACH	REGULAR SEASON						PLAYOFFS						
	GP	W	L	T	OTL	PTS	GF	GA	GP	W	L	GF	GA
Craig MacTavish	82	32	43	7	71	195	248	-	-	-	-	-	-

5th Northwest Division, 12th Western Conference, 25th Overall. Playoffs: Did Not Qualify

PLAYER	REGULAR SEASON					PLAYOFFS					DATE	GAME-BY-GAME RESULTS		RECORD
	GP	G	A	PTS	PIM	GP	G	A	PTS	PIM		OPPONENT	RESULT	
Ryan Smyth	53	31	22	53	38	-	-	-	-	-	O. 5	CGY	W, 3-1	1-0-0
Petr Sykora	82	22	31	53	40	-	-	-	-	-	O. 7	@Cgy	L, 1-2	1-1-0
Ales Hemsky	64	13	40	53	40	-	-	-	-	-	O. 12	SJ	W, 6-4	2-1-0
Shawn Horcoff	80	16	35	51	56	-	-	-	-	-	O. 14	@ Col	W, 4-3	3-1-0
Jarret Stoll	51	13	26	39	48	-	-	-	-	-	O. 16	@Van	L, 1-2	3-2-0
Raffi Torres	82	15	19	34	88	-	-	-	-	-	O. 17	VAN	W, 2-1	4-2-0
Joffrey Lupul	81	16	12	28	45	-	-	-	-	-	O. 21	DET	W, 5-2	5-2-0
Fernando Pisani	77	14	14	28	40	-	-	-	-	-	O. 23	PHO	W, 5-2	6-2-0
Marc-Andre Bergeron	55	8	17	25	28	-	-	-	-	-	O. 25	@ Ana	L, 2-6	6-3-0
Marty Reasoner	72	6	14	20	60	-	-	-	-	-	O. 26	@ Pho	L, 2-6	6-4-0
Steve Staios	58	2	15	17	97	-	-	-	-	-	O. 28	WSH	L, 4-0	7-4-0
Patrick Thoresen	68	4	12	16	52	-	-	-	-	-	N. 1	NSH	L, 3-5	7-5-0
Daniel Tjernqvist	37	3	12	15	30	-	-	-	-	-	N. 3	DAL	L, 2-3	7-6-0
Toby Petersen	64	6	9	15	4	-	-	-	-	-	N. 7	@ Mtl	W, 2-3	7-6-1
Petr Nedved (PHI)	21	1	6	7	18	-	-	-	-	-	N. 8	@ Det	L, 0-3	7-7-1
(EDM)	19	1	4	5	10	-	-	-	-	-	N. 10	@ CBJ	W, 4-1	8-7-1
(TOTAL)	40	2	10	12	28	-	-	-	-	-	N. 12	@ Stl	L, 3-5	8-8-1
Marc Pouliot	46	4	7	11	18	-	-	-	-	-	N. 13	@ Col	W, 2-1	9-8-1
Jason Smith	82	2	9	11	18	-	-	-	-	-	N. 16	STL	W, 6-2	10-8-1
Ladislav Smid	77	3	7	10	37	-	-	-	-	-	N. 18	DET	W, 4-3	11-8-1
Matt Greene	78	1	9	10	109	-	-	-	-	-	N. 21	CGY	W, 2-1	12-8-1
Brad Winchester	59	4	5	9	86	-	-	-	-	-	N. 24	CHI	W, 5-1	13-8-1
Jan Hejda	39	1	8	9	20	-	-	-	-	-	N. 28	ANA	L, 3-2	13-9-2
Tom Gilbert	12	1	5	6	0	-	-	-	-	-	N. 30	COL	L, 2-3	13-9-2
Dwayne Roloson	68	0	3	3	12	-	-	-	-	-	D. 2	CBJ	L, 0-4	13-10-2
Mathieu Roy	16	2	0	2	30	-	-	-	-	-	D. 4	@ Van	W, 4-0	14-10-2
Zack Stortini	29	1	0	1	105	-	-	-	-	-	D. 6	CAR	W, 3-1	15-10-2
Ethan Moreau	7	1	0	1	12	-	-	-	-	-	D. 8	@ Dal	W, 2-0	16-10-2
Kyle Brodziak	6	1	0	1	2	-	-	-	-	-	D. 10	@ Chi	L, 1-4	16-11-2
Robert Nilsson	4	1	0	1	4	-	-	-	-	-	D. 12	@ Nsh	L, 2-3	16-12-2
Danny Syvret	16	0	1	1	6	-	-	-	-	-	D. 14	MIN	W, 3-1	17-12-2
Danny Syvret	16	0	1	1	6	-	-	-	-	-	D. 15	@ Col	L, 1-4	17-13-2
Jean-Francois Jacques	37	0	0	0	33	-	-	-	-	-	D. 19	COL	L, 6-7	17-14-2
Jussi Markkanen	22	0	0	0	0	-	-	-	-	-	D. 21	@ Pho	W, 3-2	18-14-2
Jussi Markkanen	22	0	0	0	0	-	-	-	-	-	D. 23	@ Dal	L, 2-3	18-15-2
Bryan Young	15	0	0	0	10	-	-	-	-	-	D. 28	LA	L, 4-7	18-16-2
Sebastien Bisailon	2	0	0	0	0	-	-	-	-	-	D. 30	VAN	L, 2-6	18-17-2
Alexei Mikhnov	2	0	0	0	0	-	-	-	-	-	D. 31	@ Cgy	L, 2-4	18-18-2
Rob Schremp	1	0	0	0	0	-	-	-	-	-	J. 1	FLA	L, 4-1	19-18-2
											J. 2	DAL	L, 5-6	19-18-3
											J. 4	@ Van	L, 2-3	19-18-4
											J. 5	@ LA	W, 2-1	19-18-4
											J. 8	@ SJ	W, 3-2	21-18-4
											J. 10	MIN	L, 2-4	21-19-4
											J. 11	@ Cgy	L, 1-3	21-20-4
											J. 12	@ Min	W, 2-1	22-20-4
											J. 13	ANA	W, 4-1	23-20-4
											J. 16	CGY	L, 0-4	23-21-4
											J. 18	SJ	L, 5-5	23-22-4
											J. 20	LA	W, 4-3	24-22-4
											J. 26	CBJ	W, 5-2	25-22-4
											J. 27	@ Van	L, 3-5	25-23-4
											F. 1	@ Col	W, 3-5	26-23-4
											F. 3	VAN	L, 3-5	26-24-4
											F. 6	CHI	W, 2-1	27-24-4
											F. 9	ATL	W, 5-1	28-24-4
											F. 11	@ Bos	L, 0-3	28-25-4
											F. 13	@ Buf	L, 1-2	28-25-5
											F. 15	@ Tor	L, 3-4	28-26-5
											F. 17	@ Ott	W, 4-0	28-26-6
											F. 20	@ CBJ	L, 3-4	29-26-6
											F. 22	@ Det	W, 4-3	30-26-6
											F. 23	@ Min	L, 1-4	30-27-6
											F. 25	PHO	L, 0-3	30-28-6
											F. 27	MIN	L, 0-5	30-29-6
											M. 1	CGY	L, 2-4	30-30-6
											M. 3	TB	L, 1-3	30-31-6
											M. 7	@ Ana	L, 0-3	30-32-6
											M. 9	@ SJ	L, 0-3	30-33-6
											M. 11	@ LA	L, 1-5	30-34-6
											M. 12	STL	L, 1-2	30-35-6
											M. 15	VAN	L, 1-2	30-36-6
											M. 17	COL	L, 1-5	30-37-6
											M. 19	COL	W, 4-3	31-37-7
											M. 21	NSH	L, 3-4	31-38-7
											M. 23	@ Nsh	L, 3-4	31-39-7
											M. 24	@ Stl	L, 2-5	31-40-7
											M. 27	@ Chi	L, 1-2	31-41-7
											M. 29	@ Min	L, 0-3	31-42-7
											A. 1	@ Min	L, 0-3	31-43-7
											A. 3	@ Cgy	W, 3-2	32-43-7
											A. 5			
											A. 7			



EDMONTON OILERS 2007-08 RESULTS & STATISTICS

COACH	REGULAR SEASON						PLAYOFFS						
	GP	W	L	T	OTL	PTS	GF	GA	GP	W	L	GF	GA
Craig MacTavish	82	41	35	6	88	235	251	-	-	-	-	-	-

4th Northwest Division, 9th Western Conference, 19th Overall. Playoffs: Did Not Qualify

PLAYER	REGULAR SEASON					PLAYOFFS					GAME-BY-GAME RESULTS				
	GP	G	A	PTS	PIM	GP	G	A	PTS	PIM	DATE	OPPONENT	RESULT	RECORD	
Ales Hemsky	74	20	51	71	34	-	-	-	-	-	O. 4	SJ	W. 3-2	SO	1-0-0
Shawn Horcoff	53	21	29	50	30	-	-	-	-	-	O. 6	PHI	W. 5-3		2-0-0
Sam Gagner	79	13	36	49	23	-	-	-	-	-	O. 8	@ Det	L. 2-4		2-1-0
Dustin Penner	82	23	24	47	45	-	-	-	-	-	O. 10	@ Min	L. 0-2		2-2-0
Andrew Cogliano	82	18	27	45	20	-	-	-	-	-	O. 12	VAN	L. 2-5		2-3-0
Robert Nilsson	71	10	31	41	22	-	-	-	-	-	O. 13	@ Van	L. 1-4		2-4-0
Jarret Stoll	81	14	22	36	74	-	-	-	-	-	O. 18	@ Pho	W. 4-2		3-4-0
Tom Gilbert	82	13	20	33	20	-	-	-	-	-	O. 20	@ Cgy	L. 1-4		3-5-0
Kyle Brodziak	80	14	17	31	33	-	-	-	-	-	O. 23	COL	L. 2-4		3-6-0
Joni Pitkanen	63	8	18	26	56	-	-	-	-	-	O. 25	MIN	W. 5-4	SO	4-6-0
Curtis Glencross (CBI)	36	6	6	12	25	-	-	-	-	-	O. 27	@ LA	L. 1-4		4-7-0
(EDM)	26	9	4	13	28	-	-	-	-	-	O. 28	@ Ana	W. 3-2	SO	5-7-0
(TOTAL)	62	15	10	25	53	-	-	-	-	-	O. 30	DET	L. 1-2		5-8-0
Marty Reasoner	82	11	14	25	50	-	-	-	-	-	N. 2	NSH	L. 1-4		5-9-0
Fernando Pisani	56	13	9	22	28	-	-	-	-	-	N. 5	@ Min	L. 2-5		5-10-0
Denis Grebeshkov	71	3	15	18	22	-	-	-	-	-	N. 7	@ Col	L. 3-4	SO	5-10-1
Steve Staios	82	7	9	16	121	-	-	-	-	-	N. 10	@ Cgy	W. 4-2		6-10-1
Geoff Sanderson	41	3	10	13	16	-	-	-	-	-	N. 14	@ Van	W. 1-0	SO	7-10-1
Zack Stortini	66	3	9	12	201	-	-	-	-	-	N. 15	MIN	L. 2-4		7-11-1
Raffi Torres	32	5	6	11	36	-	-	-	-	-	N. 17	CGY	L. 1-3		7-12-1
Sheldon Souray	26	3	7	10	36	-	-	-	-	-	N. 20	VAN	W. 5-4	SO	8-12-1
Ethan Moreau	25	5	4	9	39	-	-	-	-	-	N. 22	COL	L. 2-3		8-13-1
Marc Pouliot	24	1	6	7	12	-	-	-	-	-	N. 24	CHI	W. 3-2	SO	9-13-1
Dick Tarnstrom	29	1	4	5	40	-	-	-	-	-	N. 26	CBJ	W. 3-1		10-13-1
Ladislav Smid	65	0	4	4	58	-	-	-	-	-	N. 28	@ Col	L. 2-4		10-14-1
Patrick Thoresen	17	2	1	3	6	-	-	-	-	-	N. 30	vs Ana	W. 5-1		11-14-1
Matt Greene	46	0	1	1	53	-	-	-	-	-	D. 2	@ Ana	W. 4-0		12-14-1
Dwayne Roloson	43	0	1	1	2	-	-	-	-	-	D. 3	@ LA	W. 4-3	SO	13-14-1
Mathieu Roy	13	0	1	1	27	-	-	-	-	-	D. 5	PIT	L. 2-4		13-15-1
Mathieu Garon	47	0	0	0	8	-	-	-	-	-	D. 7	STL	L. 3-4		13-16-1
Allan Rourke	13	0	0	0	5	-	-	-	-	-	D. 10	@ Dal	L. 4-5	OT	13-16-2
Jean-Francois Jacques	9	0	0	0	2	-	-	-	-	-	D. 11	@ Shi	W. 5-4	SO	14-16-2
Rob Schremp	2	0	0	0	0	-	-	-	-	-	D. 13	@ Det	W. 4-3	SO	15-16-2
Bryan Young	2	0	0	0	0	-	-	-	-	-	D. 15	VAN	W. 2-1	SO	16-16-2
Liam Reddox	1	0	0	0	0	-	-	-	-	-	D. 18	DAL	L. 1-2	SO	16-16-3
Theo Peckham	1	0	0	0	2	-	-	-	-	-	D. 21	NU	L. 1-3		16-17-3
GOALTENDER	GP	MIN	GA	SO	GAA.	W-L-T	GP	MIN	GA	SO	GAA.	W-L			
Mathieu Garon	47	2658	118	4	2.66	26-18-1	-	-	-	-	-	-			
Dwayne Roloson	43	2340	119	0	3.05	15-17-5	-	-	-	-	-	-			



EDMONTON OILERS 2008-09 RESULTS & STATISTICS

COACH	REGULAR SEASON								PLAYOFFS				
	GP	W	L	T	OTL	PTS	GF	GA	GP	W	L	GF	GA
Craig MacTavish	82	38	35	9	85	234	238	—	—	—	—	—	—

4th Northwest Division, 11th Western Conference, 21st Overall. Playoffs: Did Not Qualify

PLAYER	REGULAR SEASON					PLAYOFFS					DATE	GAME-BY-GAME RESULTS			RECORD
	GP	G	A	PTS	PIM	GP	G	A	PTS	PIM		OPPONENT	RESULT		
Ales Hemsky	72	23	43	66	32	—	—	—	—	—	O. 12 COL W. 3-2	1-0-0			
Sheldon Souray	81	23	30	53	98	—	—	—	—	—	O. 15 @ Ana W. 3-2	2-0-0			
Shawn Horcoff	80	17	36	53	39	—	—	—	—	—	O. 17 @ CGY W. 4-3	3-0-0			
Tom Gilbert	82	5	40	45	26	—	—	—	—	—	O. 18 CGY W. 3-2	4-0-0			
Sam Gagner	76	16	25	41	51	—	—	—	—	—	O. 22 @ Chi L. 0-3	4-1-0			
Denis Grebeshkov	72	7	32	39	38	—	—	—	—	—	O. 23 @ Col L. 1-4	4-2-0			
Andrew Cogliano	82	18	20	38	22	—	—	—	—	—	O. 25 @ Van L. 3-6	4-3-0			
Dustin Penner	78	17	20	37	61	—	—	—	—	—	O. 27 BOS L. 0-1	4-3-1			
Lubomir Visnovsky	50	8	23	31	30	—	—	—	—	—	O. 30 @ Nsh L. 1-3	4-4-1			
Robert Nilsson	64	9	20	29	26	—	—	—	—	—	N. 1 @ Car W. 3-1	5-4-1			
Erik Cole	63	16	11	27	63	—	—	—	—	—	N. 2 @ Phi W. 5-4	6-4-1			
Kyle Brodziak	79	11	16	27	21	—	—	—	—	—	N. 5 @ CBJ L. 4-5	6-5-1			
Ethan Moreau	77	14	12	26	133	—	—	—	—	—	N. 6 @ Pit L. 4-5	6-6-1			
Marc Pouliot	63	8	12	20	23	—	—	—	—	—	N. 9 @ NJ W. 2-1	7-6-1			
Fernando Pisani	38	7	8	15	14	—	—	—	—	—	N. 10 @ NYR W. 3-2	8-6-1			
Steve Staios	80	2	12	16	92	—	—	—	—	—	N. 13 TOR L. 2-5	8-7-1			
Liam Reddox	46	5	7	12	10	—	—	—	—	—	N. 15 COL L. 2-3	8-7-2			
Ales Kotalik	19	7	4	11	6	—	—	—	—	—	N. 17 @ Det L. 0-4	8-8-2			
Zack Stortini	52	6	5	11	181	—	—	—	—	—	N. 18 @ CBJ W. -7-2	9-8-2			
Ladislav Smid	60	0	11	11	57	—	—	—	—	—	N. 20 DET L. 3-4	9-9-2			
Jason Strudwick	71	2	7	9	60	—	—	—	—	—	N. 26 LA L. -2-2	9-10-2			
Patrick O'Sullivan	19	2	4	6	12	—	—	—	—	—	N. 29 @ STL W. 4-2	10-10-2			
Gilbert Brule	11	2	1	3	12	—	—	—	—	—	N. 30 @ Dal L. 2-4	10-11-2			
Rob Schremp	4	0	3	3	2	—	—	—	—	—	D. 3 DAL L. W. 5-2	11-11-2			
Ryan Potulny	8	0	3	3	0	—	—	—	—	—	D. 5 @ LA W. 5-4	12-11-2			
Steve MacIntyre	22	2	0	2	40	—	—	—	—	—	D. 6 @ SJ W. 3-2	13-11-2			
Jean-Francois Jacques	7	1	0	1	9	—	—	—	—	—	D. 11 FLA L. 0-2	13-12-2			
Jesse Boulerice	2	0	0	0	0	—	—	—	—	—	D. 13 VAN W. 3-0	14-12-2			
Tim Sestito	1	0	0	0	0	—	—	—	—	—	D. 16 CHI L. 2-9	14-13-2			
Taylor Chorney	2	0	0	0	0	—	—	—	—	—	D. 17 @ Van L. 2-4	14-14-2			
Theo Peckham	15	0	0	0	59	—	—	—	—	—	D. 19 ANA L. 2-3	14-14-3			
Mathieu Garon	15	815	43	0	3.17	6-8-0	—	—	—	—	D. 22 PHO W. 4-2	15-14-3			
Dwayne Roloson	63	3597	166	1	2.77	28-24-9	—	—	—	—	D. 26 @ Van W. 3-2	16-14-3			
Jeff Drouin-Deslauriers	10	540	30	0	3.33	4-3-0	—	—	—	—	D. 28 NSH W. 5-2	17-14-3			
											D. 30 OTT L. 2-3	17-15-3			
											D. 31 @ Van L. 4-6	17-16-3			
											J. 3 DAL W. 4-1	18-16-3			
											J. 5 NYI W. 3-2	19-16-3			
											J. 7 VAN L. 2-4	19-17-3			
											J. 9 SJ L. 1-4	19-18-3			
											J. 11 STL L. W. 2-1	20-18-3			
											J. 13 @ Wsh W. 5-2	21-18-3			
											J. 15 @ Min L. 1-5	21-19-3			
											J. 16 @ Col W. 3-2	22-19-3			
											J. 18 PHO W. 6-3	23-19-3			
											J. 20 COL W. 4-3	24-19-3			
											J. 27 BUF L. 2-10	24-20-3			
											J. 30 MIN W. 3-1	25-20-3			
											F. 1 NSH L. 1-3	25-21-3			
											F. 3 CHI L. 1-3	25-22-3			
											F. 5 @ STL W. 2-1	26-22-3			
											F. 7 @ Det L. 3-8	26-23-3			
											F. 8 @ Min L. 2-3	26-23-4			
											F. 11 MTL L. 2-3	27-23-4			
											F. 14 @ LA W. 3-2	28-23-4			
											F. 16 @ Pho W. 3-1	29-23-4			
											F. 17 @ SJ W. 4-1	29-24-4			
											F. 19 @ Dal L. 2-4	29-25-4			
											F. 21 CGY L. 2-3	29-25-5			
											F. 24 TB W. 5-3	30-25-5			
											F. 26 COL L. 0-1	30-26-5			
											F. 28 MIN W. 3-2	31-26-5			
											M. 3 @ Nsh L. 5-6	31-26-6			
											M. 5 @ Ott L. 2-4	31-27-6			
											M. 7 @ Tor W. 4-1	32-27-6			
											M. 10 @ Mtl L. 3-4	32-27-7			
											M. 12 ATL L. 3-4	32-27-8			
											M. 14 COL L. 5-3	32-27-9			
											M. 17 STL W. 5-1	33-27-9			
											M. 19 @ Col W. 8-1	34-27-9			
											M. 20 @ Chi W. 5-4	35-27-9			
											M. 22 @ Min+ L. 0-3	35-28-9			
											M. 24 DET L. 2-3	35-29-9			
											M. 26 @ Pho L. 2-3	35-30-9			
											M. 27 @ Ana W. 5-3	36-30-9			
											M. 29 MIN L. 2-3	36-31-9			
											M. 31 ANA L. 3-5	36-32-9			
											A. 2 SJ L. -1-2	36-33-9			
											A. 4 VAN W. 5-3	37-33-9			
											A. 7 LA L. 1-2	37-34-9			
											A. 10 CGY W. 5-1	38-34-9			
											A. 11 @ CGY L. 1-4	38-35-9			



EDMONTON OILERS 2009-10 RESULTS & STATISTICS

COACH	REGULAR SEASON						PLAYOFFS				
	GP	W	L	T	OTL	PTS	GP	W	L	GF	GA
Pat Quinn	82	27	47	8	62	214	284	—	—	—	—

5th Northwest Division, 15th Western Conference, 30th Overall. Playoffs: Did Not Qualify

PLAYER	REGULAR SEASON					PLAYOFFS					GAME-BY-GAME RESULTS		RECORD	
	GP	G	A	PTS	PIM	GP	G	A	PTS	PIM	DATE	OPPONENT		RESULT
Dustin Penner	82	32	31	63	38	—	—	—	—	—	O. 3	CGY	L 4-3	0-1-0
Sam Gagner	68	15	26	41	33	—	—	—	—	—	O. 6	DAL	W 5-4	1-1-0
Ryan Whitney	81	7	32	39	70	—	—	—	—	—	O. 8	CGY	L 4-3	1-1-1
Gilbert Brule	65	17	20	37	38	—	—	—	—	—	O. 10	MTL	W 3-2	2-1-1
Shawn Horcoff	77	13	23	36	51	—	—	—	—	—	O. 12	@ Nsh	W 6-1	3-1-1
Patrick O'Sullivan	73	11	23	34	32	—	—	—	—	—	O. 14	@ Chi	W 4-3	3-2-1
Ryan Potulny	64	15	17	32	28	—	—	—	—	—	O. 16	MIN	W 5-2	4-2-1
Tom Gilbert	82	5	26	31	16	—	—	—	—	—	O. 19	VAN	W 2-1	5-2-1
Andrew Cogliano	82	10	18	28	31	—	—	—	—	—	O. 22	CBJ	W 6-4	6-5-1
Robert Nilsson	60	11	16	27	12	—	—	—	—	—	O. 24	Cgy	L 5-2	6-5-1
Ales Hemsky	22	7	15	22	8	—	—	—	—	—	O. 25	Van	L 2-0	6-4-1
Mike Comrie	43	13	8	21	30	—	—	—	—	—	O. 27	COL	L 3-0	6-5-1
Ethan Moreau	76	9	9	18	62	—	—	—	—	—	O. 29	DET	W 6-5	7-5-1
Marc Pouliot	35	7	7	14	21	—	—	—	—	—	O. 31	Bos	L 2-0	7-6-1
Zack Stortini	77	4	9	13	155	—	—	—	—	—	N. 2	@ NYI	L 3-1	7-7-1
Sheldon Souray	37	4	9	13	65	—	—	—	—	—	N. 5	NYR	L 4-2	7-8-1
Ryan Jones	49	8	4	12	26	—	—	—	—	—	N. 8	@ Col	W 5-3	8-8-1
Jean-Francois Jacques	49	4	7	11	78	—	—	—	—	—	N. 10	@ Ott	L 4-3	8-8-2
Aaron Johnson	41	4	6	10	35	—	—	—	—	—	N. 11	@ Buf	L 3-1	8-9-2
Ladislav Smid	51	1	8	9	39	—	—	—	—	—	N. 15	@ AH	L 3-2	8-10-2
Fernando Pisani	40	4	4	8	10	—	—	—	—	—	N. 16	@ CBJ	L 3-2	8-10-3
Jason Strudwick	72	0	6	6	50	—	—	—	—	—	N. 18	COL	W 6-4	9-10-3
Ryan Stone	27	0	6	6	48	—	—	—	—	—	N. 21	CHI	L 4-1	9-11-3
Taylor Chorney	42	0	3	3	12	—	—	—	—	—	N. 23	PHO	W 4-0	10-11-3
Liam Reddax	9	0	2	2	4	—	—	—	—	—	N. 25	LA	L 3-1	10-12-3
Colin McDonald	2	1	0	1	0	—	—	—	—	—	N. 27	SJ	L 6-5	10-12-4
Theo Peckham	15	0	1	1	43	—	—	—	—	—	N. 28	@ Van	L 7-3	10-13-4
Christopher Minard	5	0	1	1	0	—	—	—	—	—	D. 3	@ Det	W 4-1	11-13-4
Alex Plante	4	0	1	1	2	—	—	—	—	—	D. 5	@ Da	W 3-2	12-13-4
Ryan O'Marra	3	0	1	1	0	—	—	—	—	—	D. 7	@ Fla	W 3-2	13-13-4
Dean Arsene	13	0	0	0	41	—	—	—	—	—	D. 9	@ TB	W 3-2	14-13-4
Charles Linglet	5	0	0	0	2	—	—	—	—	—	D. 11	@ STL	W 5-3	15-13-4
Johan Motin	1	0	0	0	0	—	—	—	—	—	D. 15	LA	L 3-2	15-14-4
Nikolai Khabibulin	18	1089	55	0	3.03	7-9-2	—	—	—	—	D. 17	NSH	L 6-3	15-15-4
Devan Dubnyk	19	1075	64	0	3.57	4-10-2	—	—	—	—	D. 19	WSH	L 4-2	15-16-4
											D. 21	STL	L 7-1	15-17-4
											D. 23	@ Min	L 3-1	15-18-4
											D. 26	@ Van	L 4-1	15-19-4
											D. 28	CGY	L 4-1	15-20-4
											D. 30	TOR	L 3-1	16-20-4
											D. 31	@ Cgy	L 2-1	16-21-4
											J. 2	@ SJ	L 4-1	16-22-4
											J. 5	PHO	L 5-4	16-22-5
											J. 7	CBJ	L 4-2	16-23-5
											J. 12	NSH	L 5-3	16-24-5
											J. 14	PIT	L 3-2	16-25-5
											J. 16	@ SJ	L 4-2	16-26-5
											J. 18	@ Col	L 6-0	16-27-5
											J. 20	VAN	L 3-2	16-27-6
											J. 22	DAL	L 4-3	16-28-6
											J. 26	CHI	L 4-2	16-29-6
											J. 28	STL	L 2-1	16-30-6
											F. 1	@ Cgy	L 6-1	16-31-6
											F. 3	CAR	W 4-2	17-31-6
											F. 4	PHI	W 1-0	18-31-6
											F. 6	@ Min	L 4-2	18-32-6
											F. 8	@ Col	L 3-0	18-33-6
											F. 10	@ Pho	L 6-1	18-34-6
											F. 11	@ Ana	L 3-2	18-35-6
											F. 14	@ LA	W 3-2	19-35-6
											M. 2	ANA	L 7-3	19-36-6
											M. 3	@ Nsh	L 4-3	19-37-6
											M. 5	@ Chi	L 5-2	19-38-6
											M. 7	MIN	W 2-1	20-38-6
											M. 9	NJ	W 2-0	21-38-6
											M. 11	OTT	L 4-1	21-39-6
											M. 12	@ Mtl	L 5-4	21-39-7
											M. 15	@ Tor	L 6-4	21-40-7
											M. 16	@ CBJ	L 5-3	21-41-7
											M. 19	@ Min	L 4-2	21-42-7
											M. 21	DET	W 3-2	22-42-7
											M. 23	SJ	W 5-1	23-42-7
											M. 26	VAN	W 3-2	24-42-7
											M. 28	ANA	L 3-2	24-43-7
											M. 30	@ Stl	L 2-1	24-44-7
											A. 2	@ Det	L 5-4	24-45-7
											A. 3	@ Dal	L 6-3	24-46-7
											A. 5	@ Pho	L 3-2	24-46-8
											A. 7	MIN	W 4-1	25-46-8
											A. 10	@ LA	W 5-4	26-46-8
											A. 11	COL	W 4-3	27-46-8
											A. 11	@ Ana	L 7-2	27-47-8



EDMONTON OILERS 2010-11 RESULTS & STATISTICS

COACH	REGULAR SEASON									PLAYOFFS				
	GP	W	L	T	OTL	PTS	GF	GA		GP	W	L	GF	GA
Tom Renney	82	25	45	—	12	62	191	260		—	—	—	—	—

5th Northwest Division, 30th Overall. Playoffs: Did Not Qualify

PLAYER	REGULAR SEASON					PLAYOFFS					DATE	GAME-BY-GAME RESULTS			RECORD
	GP	G	A	PTS	PIM	GP	G	A	PTS	PIM		OPPONENT	RESULT		
Jordan Eberle	69	18	25	43	22	—	—	—	—	—	O. 7 CGY W 4-0 O. 10 FLA W 3-2 O. 14 @ Min L 4-2 O. 16 @ Cgy L 5-3 O. 21 MIN L 4-2 O. 23 SJ L 6-1 O. 28 @ Cgy L 5-4 SO O. 28 @ Cbj L 5-2 SO O. 29 @ Chi L W 7-4 N. 2 VAN L 4-3 N. 5 DET L 3-1 N. 7 @ Chi W 2-1 N. 9 @ Car L 7-1 N. 11 @ Det L 6-2 N. 12 @ NJ L 4-3 OT N. 14 @ NYR L 8-2 N. 17 CHI L 5-0 N. 19 PHO L 4-3 SO N. 21 @ Ana W 4-2 N. 23 @ Pho L 5-0 N. 25 COL W 3-2 N. 27 SJ L 4-3 N. 29 @ Ott W 4-1 D. 1 @ Mtl W 5-0 OT D. 2 @ Tor W 2-1 D. 4 STL W 3-2 D. 7 ANA L 4-3 SO D. 10 TB W 4-3 SO D. 12 VAN L 2-1 D. 14 TOR L 4-1 D. 16 CBJ L W 6-3 D. 21 @ SJ L 2-1 SO D. 23 @ LA L 3-2 SO D. 26 @ Van L 3-2 D. 28 BUF L 4-3 D. 30 COL L 4-3 SO J. 1 CGY L 2-1 J. 4 DET W 5-3 J. 6 NYI L 6-1 J. 7 @ Van L 6-1 J. 11 @ Dal L 3-2 J. 13 @ SJ L W 5-2 J. 15 @ LA L 5-2 J. 16 @ Ana L 3-2 J. 18 MIN L 4-1 J. 20 DAL L 4-2 J. 23 NSH L 3-2 SO J. 25 @ Pho W 4-3 J. 26 @ Dal L 3-1 F. 2 LA L 3-1 F. 4 @ Stt L 5-3 F. 5 @ CBJ L 4-3 F. 7 @ Nsh W 4-0 F. 9 CHI L 4-1 F. 12 OTT L 5-3 F. 13 ANA L 4-0 F. 15 DAL W 4-1 F. 17 MTL W 4-1 F. 19 ATL W 5-3 F. 22 @ Min L 4-1 F. 23 @ CBJ L W 5-1 F. 25 STL L 5-0 F. 27 BOS L 3-2 M. 1 NSH W 2-1 SO M. 3 CBJ W 4-2 M. 5 @ Col W 5-1 M. 8 @ Phi L 4-1 M. 9 @ Wsh L 5-0 M. 11 @ Det W 2-1 M. 13 @ Pit L 5-1 M. 17 PHO L 3-1 M. 19 COL L 3-2 SO M. 22 @ Nsh L 3-1 M. 24 @ Stl L 4-0 M. 26 CGY L 5-4 SO M. 29 LA L 2-0 M. 31 @ Min L 4-2 A. 2 @ Van W 4-1 A. 5 VAN W 2-0 A. 6 @ Cgy L 6-1 A. 8 MIN L 3-1 A. 10 @ Col L 4-3 OT	1-0-0 2-0-0 2-1-0 2-2-0 2-3-0 2-4-1 2-4-2 3-4-2 3-5-2 3-6-2 4-6-2 4-7-2 4-8-2 4-8-3 4-9-3 4-10-3 4-10-4 5-10-4 5-11-4 6-11-4 6-12-4 7-12-4 8-12-4 9-12-4 10-12-4 10-12-5 11-12-5 11-13-5 11-14-5 12-14-5 12-15-5 12-15-6 12-16-6 12-17-6 12-17-7 12-18-7 12-19-7 13-19-7 13-20-7 13-21-7 14-21-7 14-22-7 14-23-7 14-24-7 14-25-7 14-25-8 15-25-8 15-26-8 15-27-8 15-28-8 16-29-8 16-30-8 16-31-8 16-32-8 17-32-8 18-32-8 19-32-8 19-33-8 20-33-8 20-34-8 20-35-8 21-35-8 22-35-8 23-35-8 23-36-8 23-37-8 23-37-9 23-38-9 23-39-9 23-40-10 23-41-10 23-41-11 23-42-11 23-43-11 24-43-11 25-43-11 25-44-11 25-45-11 25-45-12			
GOALTENDER	REGULAR SEASON					PLAYOFFS									
	GP	MINS	GA	SO	GAA	W-L-T	GP	MIN	GA	SO	GAA	W-L			
Devan Dubnyk	35	2061	93	2	2.71	12-13-8	—	—	—	—	—	—			
Nikolai Khabibulin	47	2701	153	2	3.40	10-32-4	—	—	—	—	—	—			
Martin Gerber	3	185	4	0	1.30	3-0-0	—	—	—	—	—	—			



EDMONTON OILERS 2011-12 RESULTS & STATISTICS

COACH	REGULAR SEASON								PLAYOFFS				
	GP	W	L	T	OTL	PTS	GF	GA	GP	W	L	GF	GA
Tom Renney	82	32	40	10	74	212	239	—	—	—	—	—	—

5th Northwest Division, 29th Overall. Playoffs: Did Not Qualify

PLAYER	REGULAR SEASON					PLAYOFFS					DATE	OPPONENT	GAME-BY-GAME RESULTS	RECORD	
	GP	G	A	PTS	PIM	GP	G	A	PTS	PIM					
Jordan Eberle	78	34	42	76	10	—	—	—	—	—	O. 9	PIT	W, 2-1	SO	1-0-0
Taylor Hall	61	27	26	53	36	—	—	—	—	—	O. 13	@ Min	L, 2-1	SO	1-0-1
Ryan Nugent-Hopkins	62	18	34	52	16	—	—	—	—	—	O. 15	VAN	L, 4-3		1-1-1
Sam Gagner	75	18	29	47	36	—	—	—	—	—	O. 17	NSH	W, 3-1		2-1-1
Ryan Smyth	82	19	27	46	82	—	—	—	—	—	O. 18	@ Cgy	L, 2-1		2-2-1
Ales Hemsky	69	10	26	36	43	—	—	—	—	—	O. 20	MIN	L, 2-1	SO	2-2-2
Shawn Horcoff	81	13	21	34	24	—	—	—	—	—	O. 22	NYR	W, 2-0		3-2-2
Ryan Jones	79	17	16	33	42	—	—	—	—	—	O. 25	VAN	W, 3-2		4-2-2
Jeff Petry	73	2	23	25	26	—	—	—	—	—	O. 27	WSH	W, 2-1		5-2-2
Corey Potter	62	4	17	21	24	—	—	—	—	—	O. 28	@ Col	W, 3-1		6-2-2
Ryan Whitney	51	3	17	20	16	—	—	—	—	—	O. 30	STL	W, 4-2		7-2-2
Tom Gilbert	47	3	14	17	12	—	—	—	—	—	N. 3	@ LA	W, 3-0		8-2-2
Eric Belanger	78	4	12	16	32	—	—	—	—	—	N. 5	@ Pho	L, 4-2		8-3-2
Ladislav Smid	78	5	10	15	44	—	—	—	—	—	N. 8	@ Mtl	W, 3-1		9-3-2
Ben Eager	63	8	5	13	107	—	—	—	—	—	N. 10	@ Bos	L, 6-3		9-4-2
Andy Sutton	52	3	7	10	80	—	—	—	—	—	N. 11	@ Det	L, 3-0		9-5-2
Lennart Petrell	60	4	5	9	45	—	—	—	—	—	N. 13	@ Chi	L, 6-3		9-6-2
Magnus Paajarvi	41	2	6	8	4	—	—	—	—	—	N. 17	OTT	L, 5-2		9-7-2
Anton Lander	56	2	4	6	12	—	—	—	—	—	N. 19	CHI	W, 9-2		10-7-2
Teemu Hartikainen	17	2	3	5	6	—	—	—	—	—	N. 21	@ Dal	L, 4-1		10-8-2
Nick Schultz	20	0	4	4	10	—	—	—	—	—	N. 22	@ Nsh	W, 6-2		11-8-2
Darcy Hordichuk	43	1	2	3	64	—	—	—	—	—	N. 25	@ Min	W, 5-2		12-8-2
Theo Peckham	54	1	2	3	80	—	—	—	—	—	N. 26	@ Col	L, 3-2		12-9-2
Linus Omark	14	3	0	3	8	—	—	—	—	—	N. 28	NSH	L, 3-1		12-10-2
Josh Green	7	1	1	2	7	—	—	—	—	—	N. 30	MIN	L, 3-2	SO	12-10-3
Cam Barker	25	2	0	2	23	—	—	—	—	—	D. 2	CBJ	W, 6-3		13-10-3
Ryan O'Marra	7	0	1	1	4	—	—	—	—	—	D. 3	CGY	L, 5-3		13-11-3
Chris VandeVelde	5	1	0	1	2	—	—	—	—	—	D. 7	CAR	L, 5-3		13-12-3
Alex Plante	3	0	1	1	2	—	—	—	—	—	D. 9	COL	W, 4-1		14-12-3
Colten Teubert	24	0	1	1	25	—	—	—	—	—	D. 10	@ Cgy	L, 3-0		14-13-3
Philippe Cornet	2	0	1	1	0	—	—	—	—	—	D. 15	@ Pho	L, 4-2		14-14-3
Bryan Rodney	1	0	0	0	0	—	—	—	—	—	D. 17	@ SJ	L, 3-2		14-15-3
Taylor Chorney	3	0	0	0	0	—	—	—	—	—	D. 19	DET	L, 3-2		14-16-3
Milan Kytnar	1	0	0	0	0	—	—	—	—	—	D. 22	MIN	W, 4-1		15-16-3
Devan Dubnyk	47	2653	118	2	2.67	20-20-3	—	—	—	—	D. 26	@ Van	L, 5-3		15-17-3
Nikolai Khabibulin	40	2261	100	2	2.65	12-20-7	—	—	—	—	D. 29	@ Min	L, 4-3		15-18-3
Yann Danis	1	32	2	0	3.75	0-0-0	—	—	—	—	D. 31	@ NYI	L, 4-1		15-19-3

GOALTENDER	REGULAR SEASON					PLAYOFFS						
	GP	MIN	GA	SO	GAA	W-L-T	GP	MIN	GA	SO	GAA	W-L
Devan Dubnyk	47	2653	118	2	2.67	20-20-3	—	—	—	—	—	—
Nikolai Khabibulin	40	2261	100	2	2.65	12-20-7	—	—	—	—	—	—
Yann Danis	1	32	2	0	3.75	0-0-0	—	—	—	—	—	—



EDMONTON OILERS 2012-13 RESULTS & STATISTICS

COACH	REGULAR SEASON									PLAYOFFS				
	GP	W	L	T	OTL	PTS	GF	GA		GP	W	L	GF	GA
Ralph Krueger	46	19	22	-	7	45	125	134		-	-	-	-	-

3rd Northwest Division, 24th Overall. Playoffs: Did Not Qualify

PLAYER	REGULAR SEASON					PLAYOFFS					GAME-BY-GAME RESULTS			
	GP	G	A	PTS	PIM	GP	G	A	PTS	PIM	DATE	OPPONENT	RESULT	RECORD
Taylor Hall	45	16	34	50	33	-	-	-	-	-	J. 20	@ Van	W. 3-2 SO	1-0-0
Sam Gagner	48	14	24	38	23	-	-	-	-	-	J. 22	SJ	L. 6-3	1-1-0
Jordan Eberle	48	16	21	37	16	-	-	-	-	-	J. 24	LA	W. 2-1 OT	2-1-0
Nail Yakupov	48	17	14	31	24	-	-	-	-	-	J. 26	@ Cgy	L. 4-3	2-2-0
Justin Schultz	48	8	19	27	8	-	-	-	-	-	J. 28	COL	W. 4-1	3-2-0
Ryan Nugent-Hopkins	40	4	20	24	8	-	-	-	-	-	J. 30	@ Pho	W. 2-1 OT	4-2-0
Ales Hemsky	38	9	11	20	16	-	-	-	-	-	J. 31	@ SJ	L. 3-2 SO	4-2-1
Magnus Paajarvi	42	9	7	16	14	-	-	-	-	-	F. 2	@ Col	L. 3-1	4-3-1
Ryan Whitney	34	4	9	13	23	-	-	-	-	-	F. 4	VAN	L. 3-2 OT	4-3-2
Ryan Smyth	47	2	11	13	40	-	-	-	-	-	F. 6	DAL	L. 3-2 OT	4-3-3
Shawn Horcoff	31	7	5	12	24	-	-	-	-	-	F. 9	@ Det	L. 2-1	4-4-3
Jeff Petry	48	3	9	12	29	-	-	-	-	-	F. 10	@ Col	W. 3-1	5-4-3
Lennart Petrell	35	3	6	9	4	-	-	-	-	-	F. 12	DAL	L. 4-1	5-5-3
Nick Schultz	48	1	8	9	24	-	-	-	-	-	F. 16	COL	W. 6-4	6-5-3
Ryan Jones	27	2	5	7	17	-	-	-	-	-	F. 19	LA	L. 3-1	6-6-3
Mark Fistic	25	0	6	6	32	-	-	-	-	-	F. 21	MIN	L. 3-1	6-7-3
Corey Potter	33	3	1	4	6	-	-	-	-	-	F. 23	PHO	W. 3-2 SO	7-7-3
Ladislav Smid	48	1	3	4	55	-	-	-	-	-	F. 25	@ Chi	L. 3-2 OT	7-7-4
Teemu Hartikainen	23	1	2	3	6	-	-	-	-	-	F. 28	@ Dal	W. 5-1	8-7-4
Eric Belanger	26	0	3	3	10	-	-	-	-	-	M. 1	@ Stl	L. 4-2	8-8-4
Ben Eager	14	1	1	2	25	-	-	-	-	-	M. 3	@ Min	L. 4-2	8-9-4
Jerred Smithson	10	1	0	1	2	-	-	-	-	-	M. 5	@ Col	L. 4-3 SO	8-9-5
Mike Brown	27	1	0	1	53	-	-	-	-	-	M. 7	@ Det	L. 3-0	8-10-5
Anton Lander	11	0	1	1	2	-	-	-	-	-	M. 8	@ Nsh	L. 6-0	8-11-5
Darcy Hordichuk	4	0	0	0	2	-	-	-	-	-	M. 10	@ Chi	W. 6-5	9-11-5
Chris VandeVelde	11	0	0	0	4	-	-	-	-	-	M. 12	@ Col	W. 4-0	10-11-5
Theo Peckham	4	0	0	0	6	-	-	-	-	-	M. 15	DET	L. 3-2 OT	10-11-6
Mark Arcobello	1	0	0	0	0	-	-	-	-	-	M. 17	NSH	W. 3-2	11-11-6
											M. 20	SJ	L. 4-3 SO	11-11-7
											M. 23	STL	L. 3-0	11-12-7
											M. 25	@ Nsh	L. 3-2	11-13-7
											M. 26	@ Stl	W. 3-0	12-13-7
											M. 28	COL	W. 6-4	13-13-7
											M. 30	VAN	W. 4-0	14-13-7
											A. 1	CGY	W. 4-1	15-13-7
											A. 3	@ Cgy	W. 8-2	16-13-7
											A. 4	@ Van	L. 4-0	16-14-7
											A. 6	@ LA	L. 4-1	16-15-7
											A. 8	@ Ana	L. 2-1	16-16-7
											A. 10	PHO	L. 3-1	16-17-7
											A. 13	CGY	L. 4-1	16-18-7
											A. 16	MIN	L. 5-3	16-19-7
											A. 19	@ Col	W. 4-1	17-19-7
											A. 21	ANA	L. 3-1	17-20-7
											A. 22	ANA	L. 3-0	17-21-7
											A. 24	CHI	L. 4-1	17-22-7
											A. 26	@ Min	W. 6-1	18-22-7
											A. 27	VAN	W. 7-2	19-22-7



EDMONTON OILERS 2013-14 RESULTS & STATISTICS

COACH	REGULAR SEASON						PLAYOFFS					
	GP	W	L	T	OTL	PTS	GP	W	L	GF	GA	
Dallas Eakins	82	29	44	-	9	67	203	270	-	-	-	-

7th Pacific Division, 28th Overall, Playoffs: Did Not Qualify

PLAYER	REGULAR SEASON					PLAYOFFS					GAME-BY-GAME RESULTS			
	GP	G	A	PTS	PIM	GP	G	A	PTS	PIM	DATE	OPPONENT	RESULT	RECORD
Jordan Eberle	78	34	42	76	10	-	-	-	-	-	O. 1	WPG	L 5-4	0-1-0
Taylor Hall	75	27	53	80	44	-	-	-	-	-	O. 5	@ VAN	L 6-2	0-2-0
Jordan Eberle	80	28	37	65	18	-	-	-	-	-	O. 7	NJD	W 5-4	1-2-0
David Perron	78	28	29	57	90	-	-	-	-	-	O. 10	MTL	L 4-1	1-3-0
Ryan Nugent-Hopkins	80	19	37	56	26	-	-	-	-	-	O. 12	@ TOR	L 6-5	1-3-1
Sam Gagner	67	10	27	37	41	-	-	-	-	-	O. 14	@ WSH	L 4-2	1-4-1
Justin Schultz	74	11	22	33	16	-	-	-	-	-	O. 15	@ PIT	L 3-1	1-5-1
Ales Hemsky	55	9	17	26	20	-	-	-	-	-	O. 17	@ NYI	L 3-2	1-6-1
Nail Yakupov	63	11	13	24	36	-	-	-	-	-	O. 19	@ OTT	W 3-1	2-6-1
Ryan Smyth	72	10	13	23	44	-	-	-	-	-	O. 22	@ MTL	W 4-3	3-6-1
Boyd Gordon	74	8	13	21	20	-	-	-	-	-	O. 24	WSH	L 4-1	3-7-1
Mark Arcobello	41	4	14	18	8	-	-	-	-	-	O. 26	@ PHX	L 5-4	3-8-1
Andrew Ference	71	3	15	18	63	-	-	-	-	-	O. 27	@ LAK	L 2-1	3-8-2
Jeff Petry	80	7	10	17	42	-	-	-	-	-	O. 29	TOR	L 4-0	3-9-2
Philip Larsen	30	3	9	12	8	-	-	-	-	-	N. 2	DET	L 5-0	3-10-2
Anton Belov	57	1	6	7	34	-	-	-	-	-	N. 5	@ FLA	W 4-3	4-10-2
Ryan Jones	52	2	4	6	40	-	-	-	-	-	N. 7	@ TBL	L 4-2	4-11-2
Martin Marincin	44	0	6	6	16	-	-	-	-	-	N. 9	@ PHI	L 4-2	4-12-2
Jesse Joensuu	42	3	2	5	16	-	-	-	-	-	N. 10	@ CHI	L 5-4	4-13-2
Will Acton	30	3	2	5	21	-	-	-	-	-	N. 13	DAL	L 3-0	4-14-2
Corey Potter	16	0	5	5	21	-	-	-	-	-	N. 15	SJS	L 3-1	4-15-2
Luke Gazdic	67	2	2	4	127	-	-	-	-	-	N. 16	@ CGY	W 4-2	5-15-2
Nick Schultz	60	0	4	4	24	-	-	-	-	-	N. 19	CBJ	W 7-0	6-15-2
Matt Hendricks	33	3	0	3	58	-	-	-	-	-	N. 21	FLA	W 4-1	7-15-2
Oscar Klefbom	17	1	2	3	0	-	-	-	-	-	N. 25	CHI	L 5-1	7-16-2
Taylor Fedun	4	2	0	2	0	-	-	-	-	-	N. 28	@ NSH	W 3-0	8-16-2
Ladislav Smid	17	1	1	2	16	-	-	-	-	-	N. 29	@ CBJ	L 4-2	8-17-2
Steven Pinizzotto	6	0	2	2	15	-	-	-	-	-	D. 1	@ DAL	W 3-2	9-17-2
Roman Horak	2	1	0	1	0	-	-	-	-	-	D. 3	PHX	L 6-2	9-18-2
Tyler Pitlick	10	1	0	1	0	-	-	-	-	-	D. 5	COL	W 8-2	10-18-2
Mark Fraser	23	1	0	1	43	-	-	-	-	-	D. 7	CGY	L 2-1	10-18-3
Anton Lander	27	0	1	1	4	-	-	-	-	-	D. 10	CAR	W 5-4	11-18-3
Denis Grebeshkov	7	0	1	1	2	-	-	-	-	-	D. 12	BOS	L 4-2	11-19-3
Ben Eager	7	0	1	1	2	-	-	-	-	-	D. 13	@ VAN	L 4-0	11-20-3
Brad Hunt	3	0	0	0	0	-	-	-	-	-	D. 15	@ ANA	L 3-2	11-21-3
Mike Brown	8	0	0	0	19	-	-	-	-	-	D. 17	@ LAK	L 3-0	11-22-3
Linus Omark	1	0	0	0	0	-	-	-	-	-	D. 19	@ COL	L 4-2	11-23-3
Ryan Hamilton	2	0	0	0	0	-	-	-	-	-	D. 21	STL	L 6-0	11-24-3
Devan Dubnyk	32	1678	94	2	3.36	11-17-2	-	-	-	-	D. 23	WPG	W 6-2	12-24-3
Ben Scrivens	21	1235	62	1	3.01	9-11-0	-	-	-	-	D. 27	@ CGY	W 2-0	13-24-3
Ilya Bryzgalov	20	1135	57	1	3.01	5-8-5	-	-	-	-	D. 28	PHI	L 4-3	13-24-4
Viktor Fasth	7	396	18	0	2.73	3-3-1	-	-	-	-	D. 31	@ PHX	L 4-3	13-24-5
Jason Labarbera	348	19	0	3.28	1-3-0	-	-	-	-	-	J. 2	@ SIS	L 5-1	13-25-5
Richard Bachman	3	139	7	0	3.02	0-2-1	-	-	-	-	J. 3	@ ANA	L 5-2	13-26-5
											J. 5	TBL	W 5-3	14-26-5
											J. 7	STL	L 5-2	14-27-5
											J. 10	PIT	W 4-3	15-27-5
											J. 12	@ CHI	L 5-3	15-28-5
											J. 14	@ DAL	L 5-2	15-29-5
											J. 16	@ MIN	L 4-1	15-30-5
											J. 18	@ WPG	L 3-2	15-30-6
											J. 21	VAN	L 2-1	15-31-6
											J. 24	PHX	L 4-3	15-32-6
											J. 26	NSH	W 5-1	16-32-6
											J. 27	@ VAN	W 4-2	17-32-6
											J. 29	SJS	W 3-0	18-32-6
											F. 1	@ BOS	L 4-0	18-33-6
											F. 3	@ BUF	W 3-2	19-33-6
											F. 6	@ NYR	W 2-1	20-33-6
											F. 7	@ NJD	L 2-1	20-33-7
											F. 27	MIN	L 3-0	20-34-7
											M. 1	CGY	L 2-1	20-34-8
											M. 4	OTT	W 3-2	21-34-8
											M. 6	NYI	W 3-2	22-34-8
											M. 9	LAK	L 4-2	22-35-8
											M. 11	@ MIN	W 4-3	23-35-8
											M. 13	@ STL	L 6-2	23-36-8
											M. 14	@ DET	L 2-1	23-36-9
											M. 16	@ CAR	W 2-1	24-36-9
											M. 18	NSH	W 5-1	25-36-9
											M. 20	BUF	L 3-1	25-37-9
											M. 22	CGY	L 8-1	25-38-9
											M. 25	SJS	L 5-2	25-39-9
											M. 28	ANA	W 4-3	26-39-9
											M. 30	NYR	L 5-0	26-40-09
											A. 1	@ SIS	L 5-4	26-41-9
											A. 2	@ PHX	L 3-2	26-42-9
											A. 4	@ ANA	W 3-2	27-42-9
											A. 6	ANA	W 4-2	28-42-9
											A. 8	COL	L 4-1	28-43-9
											A. 10	LAK	L 3-0	28-44-9
											A. 12	VAN	W 5-2	29-44-9



EDMONTON OILERS 2014-15 RESULTS & STATISTICS

COACH	REGULAR SEASON					PLAYOFFS							
	GP	W	L	T	OTL	PTS	GF	GA	GP	W	L	GF	GA
Dallas Eakins	82	24	44	-	14	62	193	276	-	-	-	-	-
Todd Nelson													

6th Pacific Division, 28th Overall, Playoffs: Did Not Qualify

PLAYER	REGULAR SEASON					PLAYOFFS					DATE	OPPONENT	GAME-BY-GAME RESULTS	RECORD		
	GP	G	A	PTS	PIM	GP	G	A	PTS	PIM						
Jordan Eberle	81	24	39	63	24	-	-	-	-	-	O. 09	CGY	L 5-2	0-1-0		
Ryan Nugent-Hopkins	76	24	32	56	25	-	-	-	-	-	O. 11	@ VAN	SOL 5-4	0-1-1		
Taylor Hall	53	14	24	38	40	-	-	-	-	-	O. 14	@ LAK	L 6-1	0-2-1		
Benoit Pouliot	58	19	15	34	28	-	-	-	-	-	O. 15	@ ARI	L 7-4	0-3-1		
Teddy Purcell	82	12	22	34	24	-	-	-	-	-	O. 17	VAN	L 2-0	0-4-1		
Nail Yakupov	81	14	19	33	18	-	-	-	-	-	O. 20	TBL	W 3-2	1-4-1		
Justin Schultz	81	6	25	31	12	-	-	-	-	-	O. 22	WSH	W 5-4	2-4-1		
Derek Roy	46	11	11	22	22	-	-	-	-	-	O. 24	CAR	W 6-3	3-4-1		
Anton Lander	38	6	14	20	14	-	-	-	-	-	O. 27	MTL	W 3-0	4-4-1		
Oscar Klefbom	60	2	18	20	4	-	-	-	-	-	O. 29	NSH	L 4-1	4-5-1		
David Perron	38	5	14	19	20	-	-	-	-	-	N. 01	VAN	L 3-2	4-6-1		
Matt Hendricks	71	8	8	16	76	-	-	-	-	-	N. 04	@ PHI	L 4-1	4-7-1		
Jeff Petry	59	4	11	15	32	-	-	-	-	-	N. 06	@ BOS	L 5-2	4-8-1		
Andrew Ference	70	3	11	14	39	-	-	-	-	-	N. 07	@ BUF	W 3-2	5-8-1		
Boyd Gordon	68	6	7	13	17	-	-	-	-	-	N. 09	@ NYR	W 3-1	6-8-1		
Mark Arcobello	36	7	5	12	12	-	-	-	-	-	N. 11	@ NSH	L 3-2	6-9-1		
Nikita Nikitin	42	4	6	10	12	-	-	-	-	-	N. 13	OTT	L 4-3 (OT)	6-9-2		
Matt Fraser	36	5	4	9	10	-	-	-	-	-	N. 16	ARI	L 2-1	6-10-2		
Leon Draisaitl	37	2	7	9	4	-	-	-	-	-	N. 19	VAN	L 5-4	6-11-2		
Mark Fayne	74	2	6	8	14	-	-	-	-	-	N. 21	NJD	L 2-0	6-12-2		
Andrew Miller	9	1	5	6	0	-	-	-	-	-	N. 22	CHI	L 7-1	6-13-2		
Martin Marincin	41	1	4	5	16	-	-	-	-	-	N. 25	@ DAL	L 3-2	6-14-2		
Jesse Joensuu	20	2	4	14	14	-	-	-	-	-	N. 27	@ NSH	L 1-0 (OT)	6-14-3		
Steven Pinizzotto	18	2	2	4	30	-	-	-	-	-	N. 28	@ STL	L 4-3 (OT)	6-14-4		
Rob Klunkhammer	40	1	2	3	23	-	-	-	-	-	D. 01	ARI	L 5-2	6-15-4		
Luke Gazdic	40	2	1	3	43	-	-	-	-	-	D. 03	@ WPG	L 3-2 (OT)	6-15-5		
Iiro Pakarinen	17	1	2	3	2	-	-	-	-	-	D. 07	SJS	W 2-1	7-15-5		
Brad Hunt	11	1	2	3	0	-	-	-	-	-	D. 09	@ SJS	L 5-2	7-16-5		
Ryan Hamilton	16	1	1	2	6	-	-	-	-	-	D. 10	@ ANA	L 4-2	7-17-5		
Tyler Pitlick	17	2	0	2	4	-	-	-	-	-	D. 12	ANA	L 4-2	7-18-5		
David Musil	4	0	2	2	2	-	-	-	-	-	D. 14	NYR	L 2-0	7-19-5		
Keith Aulie	31	0	1	1	66	-	-	-	-	-	D. 16	@ ARI	L 2-1 (OT)	7-19-6		
Brandon Davidson	12	1	0	1	0	-	-	-	-	-	D. 18	@ SJS	L 4-3	7-20-6		
Jordan Oesterle	6	0	1	1	0	-	-	-	-	-	D. 21	DAL	SOL 6-5	7-20-7		
Curtis Hamilton	1	0	0	0	5	-	-	-	-	-	D. 23	ARI	L 5-1	7-21-7		
Will Acton	3	0	0	0	5	-	-	-	-	-	D. 27	@ CGY	L 4-1	7-22-7		
Bogdan Yakimov	1	0	0	0	0	-	-	-	-	-	D. 30	LAK	W 3-2	8-22-7		
Darnell Nurse	2	0	0	0	0	-	-	-	-	-	D. 31	@ CGY	L 4-3 (OT)	8-22-8		
GOALTENDER	GP	MIN	GA	SO	GAA.	W-L-T	GP	MIN	GA	SO	GAA.	W-L				
Ben Scrivens	57	3228	170	1	3.16	15-26-11	-	-	-	-	-	-	J. 02	@ COL	SOL 2-1	8-22-9
Viktor Fasth	26	1336	76	0	3.41	6-15-3	-	-	-	-	-	-	J. 04	NYI	W 5-2	9-23-9
Richard Bachman	7	317	15	1	2.84	3-2-0	-	-	-	-	-	-	J. 06	DET	L 4-2	9-23-9
Laurent Brossoit	1	60	2	0	2.00	0-1-0	-	-	-	-	-	-	J. 09	CHI	L 5-2	10-23-9
Tyler Bunz	1	20	3	0	9.00	0-0-0	-	-	-	-	-	-	J. 11	FLA	L 4-2	10-24-9
													J. 13	@ STL	L 4-2	10-25-9
													J. 15	@ TBL	L 3-2	10-26-9
													J. 17	@ FLA	W 3-2 (SO)	11-26-9
													J. 20	@ WSH	W 5-4 (SO)	12-26-9
													J. 27	MIN	L 2-1	12-27-9
													J. 29	BUF	W 3-2	13-27-9
													F. 01	@ CGY	L 4-2	13-28-9
													F. 02	@ SJS	W 2-0 (SO)	14-28-9
													F. 04	PIT	L 2-0	14-29-9
													F. 07	@ TOR	L 5-1	14-30-9
													F. 09	@ NJD	W 2-1	15-30-9
													F. 10	@ NYI	L 3-2	15-31-9
													F. 12	@ MTL	W 4-3 (OT)	16-31-9
													F. 14	@ OTT	L 7-2	16-32-9
													F. 16	@ WPG	SOL 5-4	16-32-10
													F. 18	BOS	W 4-3 (SO)	17-32-10
													F. 20	MIN	L 4-0	17-33-10
													F. 21	ANA	L 2-1	17-34-10
													F. 24	@ MIN	L 4-1	18-34-10
													F. 28	STL	L 2-1	18-35-10
													M. 03	LAK	L 5-2	18-36-10
													M. 06	@ CHI	SOL 2-1	18-36-11
													M. 08	@ CAR	L 7-4	18-37-11
													M. 09	@ DET	L 5-2	18-38-11
													M. 12	@ PIT	L 6-2	18-39-11
													M. 13	@ CBJ	SOL 5-4	18-39-12
													M. 16	TOR	W 4-1	19-39-12
													M. 18	CBJ	SOL 4-3 (OT)	19-39-13
													M. 21	PHI	W 5-4	20-39-13
													M. 23	WPG	L 4-1	20-40-13
													M. 25	COL	L 4-3	21-40-13
													M. 27	DAL	W 4-0	22-40-13
													M. 30	@ COL	W 4-1	23-40-13
													A. 01	@ ANA	L 5-1	23-41-13
													A. 02	@ LAK	L 8-2	23-42-13
													A. 04	CGY	L 4-0	23-43-13
													A. 07	LAK	W 4-2	24-43-13
													A. 09	SJS	L 3-1	24-44-13
													A. 11	@ VAN	L 6-5 (OT)	24-44-14



EDMONTON OILERS YEARLY PRE-SEASON RECORD – 1979-80 TO 2014-15

SEASON	GP	OVERALL				NHL OPPONENTS				HOME		AWAY		NEUT.	OT
		W-L-T	GF	GA	PCT.	W-L-T	GF	GA	PCT.	W-L-T	W-L-T	W-L-T	W-L-T		
1979-80	10	5-4-1	550	41	39	9	5-3-1	611	41	34	3-2-0	1-0-1	1-2-0	—	
1980-81	11	5-5-1	500	47	45	9	3-5-1	389	31	41	3-2-0	1-2-1	1-1-0	—	
1981-82	10	6-3-1	650	50	42	10	6-3-1	650	50	42	3-1-0	1-2-1	2-0-0	—	
1982-83	10	3-3-4	500	45	43	9	3-3-3	500	41	39	1-2-2	2-1-1	0-0-1	—	
1983-84	11	9-2-0	818	62	32	9	7-2-0	778	42	23	5-0-0	4-2-0	0-0-0	0-0-0	
1984-85	11	7-4-0	636	46	43	11	7-4-0	636	46	43	4-1-0	2-3-0	1-0-0	0-1-0	
1985-86	11	7-4-0	636	58	47	11	7-4-0	636	58	47	3-2-0	3-2-0	1-0-0	0-1-0	
1986-87	11	8-2-1	773	56	34	11	8-2-1	773	56	34	4-1-0	2-1-0	2-0-1	0-0-1	
1987-88	11	4-5-2	455	34	37	10	4-5-1	450	31	34	3-1-1	0-2-1	1-2-0	0-0-2	
1988-89	11	3-6-2	364	35	39	11	3-6-2	364	35	39	1-2-2	2-1-0	0-3-0	0-0-2	
1989-90	11	6-4-1	591	48	38	11	6-4-1	591	48	38	3-2-0	2-2-0	1-0-1	1-1-1	
1990-91	11	7-4-0	636	40	38	9	5-4-0	556	30	34	1-3-0	4-0-0	2-1-0	1-0-0	
1991-92	11	3-5-3	409	35	36	11	3-5-3	409	35	36	2-2-1	0-2-2	1-1-0	1-1-3	
1992-93	9	3-5-1	389	37	39	9	3-5-1	389	37	39	1-2-1	1-2-0	1-1-0	0-0-1	
1993-94	8	3-4-1	438	31	31	7	2-4-1	357	25	30	3-1-0	0-2-1	0-1-0	0-0-1	
1994-95	9	2-5-2	333	32	42	8	1-5-2	250	26	38	0-0-0	1-1-2	1-4-0	0-0-2	
1995-96	9	7-1-1	833	43	28	9	7-1-1	833	43	28	4-0-1	2-1-0	1-0-0	1-0-1	
1996-97	6	3-2-1	583	20	18	6	3-2-1	583	20	18	2-1-1	1-1-0	0-0-0	0-0-1	
1997-98	9	4-3-2	556	34	32	9	4-3-2	556	34	32	2-2-1	2-1-1	0-0-0	1-0-2	
1998-99	8	4-4-1	500	29	26	9	4-4-1	500	29	26	3-1-0	1-3-0	0-0-1	0-0-1	
1999-00	8	5-3-0	625	26	18	8	5-3-0	625	26	18	1-3-0	4-0-0	0-0-0	0-0-0	
2000-01	8	3-4-1	438	26	28	8	3-4-1	438	26	28	2-1-1	1-3-0	0-0-0	1-1-1	
2001-02	7	4-2-1	643	20	18	7	4-2-1	643	20	18	1-1-1	3-1-0	0-0-0	1-0-1	
2002-03	9	3-6-0-0	333	27	31	9	3-6-0-0	333	27	31	2-2-0-0	1-3-0-0	0-1-0-0	0-0-0	
2003-04	7	2-3-1-1	429	18	20	7	2-3-1-1	429	18	20	2-1-0-1	0-2-1-0	0-1-0-0	0-1-1	
2004-05							DID NOT PLAY								
2005-06	8	3-4-1-0	438	22	31	8	3-4-1	438	22	31	3-0-1	0-4-0	0-0-0	2-0-1	
2006-07	8	6-2-0-0	750	25	16	8	6-2-0	750	25	16	3-1-0	2-1-0	1-0-0	2-0-0	
2007-08	7	5-2-0-0	714	25	22	7	5-2-0-0	714	25	22	3-1-0-0	2-1-0-0	0-0-0-0	3-0-0	
2008-09	7	2-2-0-3	500	15	21	7	2-2-0-3	500	15	21	1-1-0-2	1-1-0-1	0-0-0-0	1-3-0	
2009-10	8	4-3-0-1	563	24	22	8	4-3-0-1	563	24	22	3-1-0-0	1-1-0-0	0-2-0-0	1-1-0	
2010-11	6	4-2-0-0	667	21	15	6	4-2-0-0	667	21	15	3-1-0-0	1-1-0-0	0-0-0-0	1-0-0	
2011-12	8	5-3-0-0	625	21	18	8	5-3-0-0	625	21	18	2-2-0-0	2-1-0-0	1-0-0-0	1-0-0	
2012-13							DID NOT PLAY								
2013-14	8	5-2-0-1	688	26	22	8	5-2-0-1	688	26	22	3-1-0-1	2-1-0-0	0-1-0-0	0-1-0	
2014-15	8	4-4-0-0	500	15	17	8	4-4-0-0	500	15	17	3-1-0-0	1-2-0-0	0-1-0-0	0-0-0	
TOTALS	306	154-115-30-5	560	1134	1028	295	146-116-28-5	560	1069	994	83-45-14-3 (631)	48-53-11-1 (478)	18-22-4-0 (455)	18-11-22 (569)	

NHL OPPONENTS	GP	W	L	T	OTL	PCT.	GF	GA	HOME		AWAY		NEUT.	OT
									W-L-T	W-L-T	W-L-T	W-L-T		
Anaheim	3	2	0	0	0	.833	14	8	2-0-0	0-0-1	0-0-0	0-0-1	0-0-1	
Arizona/Winnipeg	27	15	10	2	0	.593	94	83	9-3-0	3-4-2	3-3-0	4-1-2	0-0-0	
Boston	3	1	2	0	0	.333	9	17	0-0-0	0-0-0	1-2-0	0-0-0	0-0-0	
Buffalo	4	3	1	0	0	.750	17	14	1-0-0	0-1-0	2-0-0	0-0-0	0-0-0	
Calgary	61	28	27	5	1	.508	195	202	13-12-3	14-12-0	0-1-0	3-3-5	0-0-0	
Chicago	18	11	7	0	0	.611	78	61	7-1-0	3-4-0	1-2-0	1-0-0	1-0-0	
Colorado/Quebec	1	3	0	0	.250	10	15	1-1-0	0-2-0	0-0-0	0-0-0	0-0-0	0-0-0	
Dallas/Minnesota	25	11	9	5	0	.540	98	91	6-4-2	4-3-2	1-2-1	0-0-4	0-0-0	
Detroit	4	2	1	1	0	.625	13	10	0-0-0	1-0-1	1-1-0	0-0-0	0-0-0	
Florida	5	4	0	0	1	.900	16	10	4-0-0-1	0-0-0	0-0-0	1-1-0	0-0-0	
Los Angeles	5	3	2	0	0	.600	21	20	2-0-0	2-2-0	0-0-0	0-0-0	0-0-0	
Minnesota	7	2	4	0	1	.357	19	23	0-3-0-1	2-1-0	0-0-0	0-1-0	0-0-0	
Montreal	14	7	7	0	0	.500	65	60	2-4-0	4-3-0	0-0-0	0-1-0	0-0-0	
New Jersey/Colorado	2	0	2	0	0	.000	2	8	0-0-0	0-1-0	0-1-0	0-0-0	0-0-0	
New York Islanders	2	1	1	0	0	.500	4	5	1-0-0	0-0-0	0-1-0	0-0-0	0-0-0	
NY Rangers	4	2	1	1	0	.625	19	17	2-0-0	0-0-0	0-0-0	0-0-1	0-0-1	
Ottawa	9	5	3	1	0	.611	29	27	3-1-1	2-2-0	0-1-0	2-0-1	0-0-0	
Philadelphia	1	0	1	0	0	.000	3	5	0-0-0	0-0-0	1-1-0	0-0-0	0-0-0	
Pittsburgh	3	2	1	0	0	.667	14	13	1-0-0	0-0-0	1-1-0	0-0-0	0-0-0	
San Jose	4	1	1	2	0	.500	14	13	0-0-2	0-1-0	1-0-0	0-0-2	0-0-2	
St. Louis	13	7	3	3	0	.654	51	45	3-2-1	1-0-0	3-1-2	0-0-1	0-0-1	
Tampa Bay Lightning	2	1	0	0	1	.750	8	6	1-0-0	0-0-0	0-1-0	0-1-0	0-1-0	
Toronto	30	13	14	3	0	.483	102	107	8-8-1	4-6-1	1-0-1	1-2-3	0-0-0	
Vancouver	43	23	16	3	1	.581	165	133	13-5-1-1	9-9-2	1-2-0	5-1-1	0-0-0	
TOTALS	295	146	116	27	6	.552	1069	994	83-44-13-3 (636)	48-53-11-1 (478)	18-22-4-0 (455)	18-11-22 (569)		

NON-NHL OPPONENTS	GP	W	L	T	PCT.	GF	GA	HOME		AWAY		NEUT.	OT
								W-L-T	W-L-T	W-L-T	W-L-T		
Canadian Olympic Team	4	2	1	1	.625	20	14	2-0-1	0-0-0	0-1-0	0-0-1	0-0-1	
Dusseldorf EG	1	1	0	0	1.000	2	0	0-0-0	1-0-0	0-0-0	0-0-0	0-0-0	
EC Hedos	1	1	0	0	1.000	8	4	0-0-0	1-0-0	0-0-0	0-0-0	0-0-0	
Las Vegas (IHL)	1	1	0	0	1.000	6	4	0-0-0	1-0-0	0-0-0	0-0-0	0-0-0	
Moncton (AHL)	2	1	0	1	.750	13	8	0-0-0	1-0-1	0-0-0	0-0-0	0-0-0	
Wichita (CHL)	2	2	0	0	1.000	16	4	0-0-0	1-0-0	1-0-0	0-0-0	0-0-0	
TOTALS	11	8	1	2	.818	65	34	2-0-1 (.833)	5-0-1 (.917)	1-1-0 (.500)	0-0-1 (.500)	0-0-1 (.500)	



EDMONTON OILERS NATIONAL HOCKEY LEAGUE “FIRSTS”

FIRST GOAL:

- AWAY — Kevin Lowe, 1st pd. 9:49,
Oct. 10/79 at Chicago
HOME — Blair MacDonald, 1st pd. 12:06,
Oct. 13/79 vs Detroit

FIRST ASSISTS:

- AWAY — Brett Callighen & Wayne Gretzky,
1st pd. 9:49, Oct. 10/79 at Chicago
HOME — Brett Callighen & Wayne Gretzky,
1st pd. 12:06, Oct. 13/79 vs Detroit

FIRST GAME WINNING GOAL:

- HOME — Blair MacDonald, 2nd pd. 8:22,
Oct. 19/79 vs Quebec
AWAY — Wayne Gretzky, 2nd pd. 12:06,
Nov. 13/79 at Washington

FIRST MINOR PENALTY:

- AWAY — Wayne Gretzky, 1st pd. 5:19,
slashing, Oct. 10/79 at Chicago
HOME — Dave Hunter, 1st pd. 18:30,
hooking, Oct. 13/79 vs Detroit

FIRST MAJOR PENALTY:

- AWAY — Lee Fogolin, 3rd pd. 17:48,
misconduct, Oct. 10/79 at Chicago;
Kevin Lowe, fighting also at 17:48
HOME — Brett Callighen, 2nd pd. 19:37,
fighting, Oct. 13/79 vs Detroit

FIRST TWO GOAL GAME:

- HOME — Blair MacDonald, Oct. 13/79
vs Detroit
AWAY — Blair MacDonald & Stan Weir,
Nov. 18/79 at Buffalo

FIRST THREE GOAL GAME:

- HOME — Blair MacDonald, Oct. 19/79
vs Quebec
AWAY — Blair MacDonald, Jan. 19/80
at Pittsburgh

OPPONENT NATIONAL HOCKEY LEAGUE “FIRSTS” VS OILERS

FIRST OPPONENT GOAL:

- AWAY — John Marks, 1st pd. 1:26, Oct. 10/79
at Chicago
HOME — Dan Labraaten, 2nd pd. 14:16,
Oct. 13 vs Detroit

FIRST OPPONENT ASSISTS:

- AWAY — Cliff Koroll & Stan Mikita, 1st pd.
1:26, Oct. 10/79 at Chicago
HOME — Perry Miller & Rogie Vachon,
2nd pd. 14:16, Oct. 13/79 vs Detroit

FIRST POWERPLAY GOAL:

- AWAY — Kevin Lowe, 1st pd. 9:49,
Oct. 10/79 at Chicago
HOME — Blair MacDonald, 1st pd.12:06,
Oct. 13/79 vs Detroit

FIRST SHORTHANDED GOAL:

- AWAY — Doug Hicks, 3rd pd.14:35,
Nov. 15/79 at Philadelphia
HOME — Mark Messier, 2nd pd.15:58,
Dec. 12/79 vs Atlanta

FIRST SHUTOUT:

- AWAY — Andy Moog/Grant Fuhr, Jan. 8/85
at Quebec
HOME — Eddie Mio, Dec. 9/79 vs Hartford

FIRST OILER TO SCORE 50 POINTS IN A SEASON:

Wayne Gretzky vs Colorado Rockies,
Dec. 26/79 at Northlands Coliseum. Oilers 4 Rockies
3, Gretzky scored goal at 13:37 of 1st pd., assisted by
Blair MacDonald and Brett Callighen (18-32-50)

FIRST OILER TO SCORE 100 POINTS IN A SEASON:

Wayne Gretzky vs Boston Bruins, Feb. 24/80 at
Northlands Coliseum, Boston 4 Oilers 2, assisted
on a goal by Brett Callighen at 5:43 of the 2nd pd.
(35-65-100)

FIRST OILER TO SCORE 200 POINTS IN A SEASON:

Wayne Gretzky at Calgary Flames,
Mar. 25/82, Edmonton 7 Calgary 2, assisted on a goal
by Pat Hughes at 9:16 of 1st pd. (88-112-200)

FIRST OPPONENT

GAME WINNING GOAL:

- AWAY — John Marks, 1st pd. 18:59,
Oct. 10/79 at Chicago
HOME — Tom Rowe, 3rd pd. 13:31, Oct. 28/79
vs Washington

FIRST OPPONENT

MINOR PENALTY:

- AWAY — Terry Ruskowski, 1st pd. 3:05,
Oct. 10/79 at Chicago
HOME — Jean Hamel, 1st pd. 4:02, hooking
Oct. 13/79 vs Detroit



FIRST OPPONENT

MAJOR PENALTY:

- AWAY — Grant Mulvey, 3rd pd. 17:48,
fighting, Oct. 10/79 at Chicago
HOME — Mike Foligno, 1st pd. 19:37,
fighting, Oct. 13/79 vs Detroit

FIRST OPPONENT

TWO GOAL GAME:

- AWAY — John Marks, Oct. 10/79 at Chicago
HOME — Marc Tardif, Oct. 19/79 vs Quebec

FIRST OPPONENT

THREE GOAL GAME:

- AWAY — Mike Bossy, Mar. 4/80
at NY Islanders
HOME — Ken Houston, Feb. 8/81 vs Calgary

FIRST OPPONENT

POWERPLAY GOAL

- AWAY — John Marks, 1st pd. 1:26, Oct. 10/79
at Chicago
HOME — Lars Lindgren, 3rd pd. 3:17,
Oct. 14/79 vs Vancouver

FIRST OPPONENT

SHORTHANDED GOAL:

- AWAY — Wayne Cashman, 3rd pd. 16:24,
Nov. 8/79 at Boston
HOME — Bob MacMillan, 3rd pd. 14:37,
Feb. 8/80 vs Atlanta

FIRST OPPONENT SHUTOUT:

- AWAY — Al Smith, Nov. 17/79 vs Hartford
HOME — Billy Smith, Mar. 12/81
vs NY Islanders

CURRENT NHL INDIVIDUAL RECORDS ESTABLISHED OR TIED BY EDMONTON OILERS

REGULAR SEASON RECORDS (24)

MOST GOALS, ONE SEASON:

92 — Wayne Gretzky, 1981-82

MOST GOALS, ONE SEASON, BY A DEFENCEMAN:

48 — Paul Coffey, 1985-86

MOST ASSISTS, ONE SEASON:

163 — Wayne Gretzky, 1985-86

MOST POINTS, ONE SEASON:

215 — Wayne Gretzky, 1985-86

MOST GAMES SCORING THREE-OR-MORE GOALS, ONE SEASON:

10 — Wayne Gretzky, 1981-82 and 1983-84

HIGHEST ASSIST-PER-GAME AVERAGE, ONE SEASON (35 or more)

2.04 — Wayne Gretzky, 1985-86

HIGHEST POINTS PER-GAME AVERAGE, ONE SEASON (among players with 50 or more):

2.77 — Wayne Gretzky, 1983-84

MOST GOALS, ONE SEASON, INCLUDING PLAYOFFS:

100 — Wayne Gretzky, 1983-84

MOST ASSISTS, ONE SEASON, INCLUDING PLAYOFFS:

174 — Wayne Gretzky, 1985-86

MOST POINTS, ONE SEASON, INCLUDING PLAYOFFS:

255 — Wayne Gretzky, 1984-85

MOST GOALS ONE SEASON, BY A CENTRE:

92 — Wayne Gretzky, 1981-82

MOST ASSISTS ONE SEASON, BY A CENTRE:

163 — Wayne Gretzky, 1985-86

MOST POINTS ONE SEASON, BY A CENTRE:

215 — Wayne Gretzky, 1985-86

FASTEST TWO SHORTHANDED GOALS:

12 Seconds — Esa Tikkanen, at Toronto,
November 12/88, 1st period.
Goals scored at 10:44 and 10:56.

MOST GOALS, MINIMUM 50 GAMES, FROM THE START OF THE SEASON:

61 — Wayne Gretzky, 1981-82 and 1983-84

LONGEST CONSECUTIVE POINT-SCORING STREAK:

51 Games — Wayne Gretzky, 1983-84; October 5,
1983 through January 27, 1984

LONGEST CONSECUTIVE POINT-SCORING STREAK FROM THE START OF A SEASON:

51 Games — Wayne Gretzky, 1983-84; October 5,
1983 through January 27, 1984

MOST ASSISTS, ONE GAME:

7 — Wayne Gretzky, February 15, 1980 vs Washington;
December 11, 1985 at Chicago;
February 14, 1986 vs Quebec
(Ties NHL record)

MOST ASSISTS, ONE GAME, BY A DEFENCEMAN:

6 — Paul Coffey, March 14, 1986 vs Detroit
(Ties NHL record)

MOST ASSISTS, ONE ROAD GAME:

7 — Wayne Gretzky December 11, 1985 at
Chicago (Ties NHL record)

MOST ASSISTS, ONE GAME, BY A PLAYER IN HIS FIRST NHL SEASON:

7 — Wayne Gretzky, February 15, 1980 vs
Washington

MOST POINTS, ONE GAME, BY A DEFENCEMAN:

8 — Paul Coffey, March 14, 1986 vs Detroit;
2 goals, 6 assists (Ties NHL record)

MOST GOALS, ONE PERIOD:

4 — Wayne Gretzky, February 18, 1981,
3rd period vs St. Louis (Ties NHL record)

MOST ASSISTS, ONE SEASON, BY A GOALTENDER:

14 — Grant Fuhr, 1983-84



STANLEY CUP PLAYOFF RECORDS (27)

MOST CAREER PLAYOFF POINTS:

382 – Wayne Gretzky, 1979-80 through 1998-99

MOST CAREER PLAYOFF GOALS:

122 – Wayne Gretzky, 1979-80 through 1998-99

MOST CAREER PLAYOFF ASSISTS:

260 – Wayne Gretzky, 1979-80 through 1998-99

MOST CAREER THREE-OR-MORE GOAL GAMES:

10 – Wayne Gretzky, 1979-80 through 1998-99

MOST CAREER SHORTHANDED GOALS:

14 – Mark Messier, 1979-80 through 1997-98

MOST POINTS, ONE PLAYOFF YEAR:

47 – Wayne Gretzky, 1984-85; 17 goals, 30 assists

MOST GOALS, ONE PLAYOFF YEAR:

19 – Jari Kurri, 1984-85
(Ties NHL record)

MOST ASSISTS, ONE PLAYOFF YEAR:

31 – Wayne Gretzky, 1987-88

MOST POINTS BY A DEFENCEMAN ONE PLAYOFF YEAR:

37 – Paul Coffey, 1984-85; 12 goals, 25 assists

MOST GOALS BY A DEFENCEMAN, ONE PLAYOFF YEAR:

12 – Paul Coffey 1984-85

MOST ASSISTS BY A DEFENCEMAN ONE PLAYOFF YEAR:

25 – Paul Coffey, 1984-85

MOST SHORTHANDED GOALS, ONE PLAYOFF YEAR:

3 – Wayne Gretzky, 1982-83 (Ties NHL record)
– Todd Marchant, 1996-97 (Ties NHL record)

MOST THREE-OR-MORE GOAL GAMES ONE PLAYOFF YEAR:

4 – Jari Kurri, 1984-85

MOST WINS BY A GOALTENDER ONE PLAYOFF YEAR:

16 – Grant Fuhr, 1987-88
– Bill Ranford, 1989-90 (Ties NHL record)

MOST POINTS, IN FINAL SERIES:

13 – Wayne Gretzky, 1987-88, scored 3 goals
10 assists during 4 game Stanley Cup Final against Boston.

MOST ASSISTS, IN FINAL SERIES:

10 – Wayne Gretzky, 1987-88, during 4 game Stanley Cup Final against Boston.

MOST GOALS IN ONE SERIES OTHER THAN FINAL):

12 – Jari Kurri, 1984-85, during 6 game Conference Final against Chicago

MOST ASSISTS IN ONE SERIES (OTHER THAN FINAL):

14 – Wayne Gretzky, 1984-85, during 6 game Conference Final against Chicago
(Ties NHL record)

MOST THREE-OR-MORE GOAL GAMES, ONE PLAYOFF SERIES:

3 – Jari Kurri, 1984-85, during 6 game Conference Final against Chicago.

MOST POINTS, ONE GAME, BY A DEFENCEMAN:

6 – Paul Coffey, May 14, 1985 vs Chicago;
1 goal, 5 assists

MOST ASSISTS, ONE GAME:

6 – Wayne Gretzky, April 9, 1987 vs Los Angeles
(Ties NHL record)

MOST POWERPLAY GOALS, ONE GAME:

3 – Jari Kurri, April 9, 1987 vs Los Angeles
(Ties NHL record)

MOST SHORTHANDED GOALS, ONE GAME:

2 – Wayne Gretzky, April 6, 1983 vs Winnipeg
(Ties NHL record)
– Jari Kurri, April 24, 1983 vs Chicago
(Ties NHL record)

MOST POINTS, ONE PERIOD:

4 – Wayne Gretzky, April 12, 1987 at Los Angeles, 3rd period; 1 goal, 3 assists
– Glenn Anderson, April 6, 1988 vs Winnipeg, 3rd period; 3 goals, 1 assist
(Ties NHL record)

MOST ASSISTS, ONE PERIOD:

3 – Wayne Gretzky, 5 times; April 8/81, April 24/83, April 25/85, April 9/87, April 12/87 (Tied NHL record)

MOST SHORTHANDED GOALS, ONE PERIOD:

2 – Jari Kurri, April 24, 1983 vs Chicago, 3rd period (Ties NHL record)

MOST PENALTY SHOTS FACED AND STOPPED, ONE PLAYOFF YEAR AND SERIES:

2 – Grant Fuhr, 1984-85, Stanley Cup Final against Philadelphia, May 28 and May 30, 1985

ALL STAR GAME RECORDS (3)

MOST GOALS, ONE GAME:

4 – Wayne Gretzky, 1983 at Uniondale

MOST GOALS, ONE PERIOD:

4 – Wayne Gretzky, 3rd period, 1983 at Uniondale

MOST POINTS, ONE PERIOD:

4 – Wayne Gretzky, 3rd period, 1983 at Uniondale, 4 goals, 0 assists



NHL TEAM RECORDS HELD OR CO-HELD BY THE EDMONTON OILERS (REGULAR SEASON)

MOST GAMES:

446 – 1983-84 (NHL record)

HIGHEST GOALS PER-GAME AVERAGE, ONE SEASON:

5.58 – 1983-84, 446 goals in 80 games (NHL record)

MOST SHORTHANDED GOALS, ONE SEASON:

36 – 1983-84 (NHL record)

MOST SCORING POINTS, ONE SEASON:

1,182 – 1983-84 (NHL record)

MOST 50-OR-MORE GOAL SCORERS, ONE SEASON:

3 – 1983-84, Wayne Gretzky 87; Glenn Anderson 54; Jari Kurri 52 (NHL record)

3 – 1985-86, Jari Kurri 68; Glenn Anderson 54; Wayne Gretzky 52 (NHL record)

MOST 40-OR MORE GOAL SCORERS, ONE SEASON:

4 – 1982-83, Wayne Gretzky 71; Glenn Anderson, Mark Messier 48; Jari Kurri 45 (Ties NHL record)

– 1983-84, Wayne Gretzky 87; Glenn Anderson 54; Jari Kurri 52; Paul Coffey 40 (Ties NHL record)

– 1984-85, Wayne Gretzky 73; Jari Kurri 71; Mike Krushelnyski 43; Glenn Anderson 42 (Ties NHL record)

– 1985-86, Jari Kurri 68; Glenn Anderson 54; Wayne Gretzky 52; Paul Coffey 48 (Ties NHL record)

MOST 100-OR-MORE POINT SCORERS, ONE SEASON:

4 – 1982-83, Wayne Gretzky 196; Mark Messier 106; Glenn Anderson, Jari Kurri 104 (Ties NHL record)

– 1983-84, Wayne Gretzky 205; Paul Coffey 126; Jari Kurri 113; Mark Messier 101 (Ties NHL record)

– 1985-86, Wayne Gretzky 215; Paul Coffey 138; Jari Kurri 131; Glenn Anderson 102 (Ties NHL record)

MOST ASSISTS ONE SEASON:

737 – 1985-86 (NHL record)

FASTEST TWO GOALS FROM THE START OF A GAME, ONE TEAM:

24 Seconds

– Oilers at Los Angeles, March 28/82.

Scorers: Mark Messier, 0:14; Dave Lumley,

0:24, Edmonton won 6-2 (NHL record)

LONGEST UNDEFEATED STREAK FROM START OF SEASON:

15 Games

– October 11/84 through November 9/84 (12 wins, 3 ties) (NHL record)

MOST CONSECUTIVE OVERTIME GAMES:

7 – 2003-04; Oilers were 2-2-3 from Feb. 29-Mar. 12, 2004. (NHL Record)

FEWEST SHUTOUTS ONE SEASON:

0 – 1980-81 (Ties NHL record)

– 1981-82 (Ties NHL record)

– 1986-87 (Ties NHL record)

FEWEST SHOTS, ONE PERIOD:

0 – Edmonton at Minnesota, February 20/91, 2nd period. (Ties NHL record)

MOST POINTS, BOTH TEAMS, ONE GAME:

62 – Edmonton at Chicago, December 11, 1985. Edmonton won 12-9 and had 24 assists, Chicago 17. (NHL record)

MOST GOALS, BOTH TEAMS, ONE PERIOD:

12 – Edmonton at Chicago, December 11, 1985, second period. Edmonton scored 6 goals and Chicago 6 in a 12-9 Oilers win (Ties NHL record)

MOST POINTS, BOTH TEAMS, ONE PERIOD:

35 – Edmonton at Chicago, December 11, 1985, second period. Edmonton scored 18 points (6 goals, 12 assists) and Chicago scored 17 points (6 goals, 11 assists) in a 12-9 Oilers win. (NHL record)

MOST PENALTIES, BOTH TEAMS, ONE GAME:

85 Penalties

– Edmonton at Los Angeles, February 28/90. Edmonton received 26 minors, 7 majors, 6 misconducts, 4 game misconducts, 1 match penalty for 44 penalties. Los Angeles received 26 minors, 9 majors, 3 misconducts and 3 game misconducts for 41 penalties. (NHL record)

MOST PENALTIES, ONE TEAM, ONE GAME:

44 Penalties

– Edmonton at Los Angeles, February 28/90. Edmonton received 26 minors, 7 majors, 6 misconducts, 4 game misconducts and 1 match penalty.

EDMONTON OILERS REGULAR SEASON RECORDS INDIVIDUAL RECORDS

GAMES

MOST GAMES:

1037 – Kevin Lowe, 1979-80 through 1991-92 & 1996-97 through 1997-98

MOST GAMES, INCLUDING PLAYOFFS:

1209 – Kevin Lowe, 1979-80 through 1991-92, & 1996-97 through 1997-98, 1037 regular season games, 172 playoff games

MOST CONSECUTIVE GAMES:

518 – Craig MacTavish, October 12/86 through January 2/93

MOST GAMES APPEARED IN BY A GOALTENDER, CAREER

423 – Grant Fuhr, 1981-82 through 1990-91

MOST CONSECUTIVE COMPLETE GAMES BY A GOALTENDER:

28 – Dwayne Roloson, February 8, 2009 through April 7, 2009



GOALS

MOST GOALS:

583 – Wayne Gretzky, in 9 seasons, 696 games

MOST GOALS, INCLUDING PLAYOFFS:

664 – Wayne Gretzky, 583 regular season goals, 81 playoff goals

MOST GAMES SCORING

THREE-OR-MORE GOALS

43 – Wayne Gretzky, in 9 seasons 30 three goal games, 9 four goal games, 4 five goal games (NHL record)

MOST GOALS, ONE SEASON:

92 – Wayne Gretzky, 1981-82 (NHL record)

MOST GAMES SCORING AT LEAST THREE GOALS, ONE SEASON:

10 – Wayne Gretzky, 1981-82 (NHL record)

10 – Wayne Gretzky, 1983-84 (Ties NHL record)

HIGHEST GOALS PER-GAME AVERAGE (20 OR MORE GOALS), ONE SEASON:

1.15 – Wayne Gretzky, 1981-82, 92 goals in 80 games

MOST GOALS, ONE SEASON, INCLUDING PLAYOFFS:

100 – Wayne Gretzky, 1983-84, 87 goals in 74 regular season games, 13 goals in 19 playoff games (NHL record)

MOST GOALS, ONE SEASON, DEFENCEMAN:

48 – Paul Coffey, 1985-86 (NHL record)

MOST GOALS, ONE SEASON, CENTRE:

92 – Wayne Gretzky, 1981-82 (NHL record)

MOST GOALS, ONE SEASON, RIGHT WING:

71 – Jari Kurri, 1984-85

MOST GOALS, ONE SEASON, LEFT WING:

50 – Mark Messier, 1981-82

MOST GOALS, ONE SEASON, ROOKIE:

33 – Jason Arnott, 1993-94

MOST GOALS, ONE SEASON, ROOKIE DEFENCEMAN:

13 – Tom Gilbert, 2007-08

MOST GOALS, ONE GAME:

Edmonton: 5

– Wayne Gretzky, vs St. Louis, February 18/81, Edmonton won 9-2

– Wayne Gretzky, vs Philadelphia, December 30/81, Edmonton won 7-5

– Jari Kurri, vs New Jersey November 19/83, Edmonton won 13-4

– Pat Hughes, vs Calgary, February 3/84, Edmonton won 10-5

– Wayne Gretzky, at St. Louis, December 15/84, Edmonton won 8-2

– Wayne Gretzky, vs Minnesota, December 6/87, Edmonton won 10-4

Opposition: 4

– Has occurred 11 times in Oilers history.

The most recent: Markus Naslund, vs Vancouver, December 14, 2002.

Vancouver won 6-3.

MOST GOALS, ONE GAME, BY A DEFENCEMAN:

Edmonton: 4

– Paul Coffey, at Calgary, December 26/84, Edmonton won 6-5

Opposition: 3

– Paul Reinhart, at Calgary, November 24/86, Calgary won 6-5

– Kevin Hatcher, vs Dallas, January 24/96, Dallas won 5-3

MOST GOALS, ONE ROAD GAME:

Edmonton: 5

– Wayne Gretzky, at St. Louis, December 15/84, Edmonton won 8-2

Opposition: 4

– Markus Naslund, vs Vancouver, December 14, 2002.

Vancouver won 6-3.

MOST GOALS, ONE PERIOD:

Edmonton: 4

– Wayne Gretzky vs St. Louis,

February 18/81, 3rd period

Edmonton won 9-2 (Ties NHL record)

Opposition: 3

– Miroslav Frycer in Toronto January 8/86, 3rd period, Toronto won 11-9

– Paul Reinhart at Calgary November 24/86, 1st period, Calgary won 6-5

ASSISTS

MOST ASSISTS:

1086 – Wayne Gretzky, in 9 seasons, 696 games

MOST ASSISTS, INCLUDING PLAYOFFS:

1257 – Wayne Gretzky, 1086 regular season assists, 171 playoff assists

MOST ASSISTS, ONE SEASON:

163 – Wayne Gretzky, 1985-86 (NHL record)

HIGHEST ASSISTS-PER-GAME AVERAGE (35 OR MORE ASSISTS), ONE SEASON:

2.04 – Wayne Gretzky, 1985-86, 163 assists in 80 games (NHL record)

MOST ASSISTS ONE SEASON, INCLUDING PLAYOFFS:

174 – Wayne Gretzky, 1985-86, 163 assists in 80 regular season games, 11 assists in 10 playoff games (NHL record)

MOST ASSISTS, ONE SEASON, DEFENCEMAN:

90 – Paul Coffey, 1985-86

MOST ASSISTS, ONE SEASON, CENTRE:

163 – Wayne Gretzky, 1985-86 (NHL record)

MOST ASSISTS, ONE SEASON, RIGHT WING:

67 – Glenn Anderson, 1981-82

MOST ASSISTS, ONE SEASON, LEFT WING:

64 – Mark Messier, 1983-84

MOST ASSISTS, ONE SEASON, ROOKIE:

43 – Jari Kurri, 1980-81

MOST ASSISTS, ONE SEASON, ROOKIE DEFENCEMAN:

23 – Paul Coffey, 1980-81

MOST ASSISTS, ONE SEASON, GOALTENDER:

14 – Grant Fuhr, 1983-84 (NHL record)

**MOST ASSISTS, ONE GAME:**

- Edmonton: 7
 - Wayne Gretzky, vs Washington, February 15/80, Edmonton won 8-2 (Ties NHL record)
 - Wayne Gretzky, at Chicago December 11/85, Edmonton won 12-9 (Ties NHL record)
 - Wayne Gretzky, vs Quebec, February 14/86, Edmonton won 8-2 (Ties NHL record)

Opposition: 6

- Gary Suter, at Calgary, April 4/86, Calgary won 9-3

MOST ASSISTS, ONE ROAD GAME:

- Edmonton: 7
 - Wayne Gretzky at Chicago December 11/85, Edmonton won 12-9 (Ties NHL record)

Opposition: 5

- Mario Lemieux, vs Pittsburgh, January 21/89 Pittsburgh won 7-4

MOST ASSISTS, ONE GAME, BY A DEFENCEMAN:

- Edmonton: 6
 - Paul Coffey, vs Detroit, March 14/86 Edmonton won 12-3

Opposition: 6

- Gary Suter, at Calgary, April 4/86, Calgary won 9-3

MOST ASSISTS, ONE PERIOD:

- Edmonton: 4
 - Wayne Gretzky, vs Montreal February 4/83, 1st period, Edmonton won 7-3
 - Jari Kurri, at Winnipeg, October 7/83 2nd period, Edmonton won 8-6
 - Mark Messier, vs Minnesota, January 4/84, 2nd period Edmonton won 12-8
 - Wayne Gretzky, vs Los Angeles, October 26/84, 2nd period, Edmonton won 8-2
 - Wayne Gretzky, vs Quebec, October 15/86, 3rd period Edmonton won 5-2
 - Wayne Gretzky, vs Toronto, February 18/87, 2nd period, Edmonton won 9-2
 - Wayne Gretzky, at St. Louis, November 14/87, 3rd period Edmonton won 6-5 (OT)
 - Wayne Gretzky, vs Philadelphia, March 4/88, 1st period, Edmonton won 7-4
 - Wayne Gretzky, at Winnipeg, March 7/88, 2nd period, Edmonton won 6-0
 - Shawn Horcoff, vs Detroit, November 17/05, 3rd period, Edmonton won 6-5 OT

Opposition: 4

- Gary Suter, at Calgary, April 4/86 Calgary won 9-3

POINTS**MOST POINTS:**

1,669 – Wayne Gretzky, in 9 seasons, 696 games (583 goals, 1086 assists)

MOST POINTS, INCLUDING PLAYOFFS:

1,921 – Wayne Gretzky, 1, 669 regular season, 252 playoff points

MOST POINTS, ONE SEASON:

215 – Wayne Gretzky, 1985-86, (52 goals, 163 assists) (NHL record)

HIGHEST POINTS-PER-GAME AVERAGE (50 OR MORE POINTS), ONE SEASON:

2.69 – Wayne Gretzky, 1985-86, 215 points in 80 games

MOST POINTS, ONE SEASON, INCLUDING PLAYOFFS:

255 – Wayne Gretzky, 1984-85, 208 regular season (73 goals, 135 assists), 47 playoff points (17 goals, 30 assists) (NHL record)

MOST POINTS, ONE SEASON, DEFENCEMAN:

138 – Paul Coffey, 1985-86

MOST POINTS, ONE SEASON, CENTRE:

215 – Wayne Gretzky, 1985-86 (NHL record)

MOST POINTS ONE SEASON, RIGHT WING:

135 – Jari Kurri, 1984-85

MOST POINTS, ONE SEASON, LEFT WING:

106 – Mark Messier, 1982-83

MOST POINTS, ONE SEASON, ROOKIE:

75 – Jari Kurri, 1980-81

MOST POINTS, ONE SEASON, ROOKIE DEFENCEMAN:

33 – Tom Gilbert, 2007-08 (13 Goals, 20 Assists)

MOST POINTS, ONE GAME:

- Edmonton: 8
 - Wayne Gretzky, vs New Jersey, November 19/83, 3 goals, 5 assists, Edmonton won 13-4
 - Wayne Gretzky, vs Minnesota, January 4/84, 4 goals, 4 assists, Edmonton won 12-8
 - Paul Coffey, vs Detroit, March 14/86, 2 goals, 6 assists, Edmonton won 12-3
 - Sam Gagner, vs Chicago, February 2/12, 4 goals, 4 assists, Edmonton won 8-4

Opposition: 7

- Mario Lemieux, vs Pittsburgh January 21/89, 2 goals, 5 assists, Pittsburgh won 7-4
- Sergei Makarov, at Calgary, February 25/90, 2 goals, 5 assists, Calgary won 10-4

MOST POINTS, ONE ROAD GAME:

- Edmonton: 7
 - Wayne Gretzky at Winnipeg, November 6/83, 4 goals, 3 assists, Edmonton won 8-5
 - Wayne Gretzky at Chicago, December 11/85, 0 goals, 7 assists, Edmonton won 12-9

Opposition: 7

- Mario Lemieux, vs Pittsburgh, January 21/89, 2 goals, 5 assists, Pittsburgh won 7-4

**MOST POINTS, ONE GAME BY A DEFENCEMAN:**

- Edmonton: 8
– Paul Coffey, vs Detroit, March 14/86,
2 goals, 6 assists, Edmonton won 12-3
Opposition: 6
– Gary Suter, at Calgary, April 4/86,
0 goals, 6 assists, Calgary won 9-3

MOST POINTS, ONE PERIOD:

- Edmonton: 5
– Jari Kurri, vs Los Angeles,
October 26/84, 2nd period,
2 goals, 3 assists, Edmonton won 8-2
Opposition: 4
– Peter Stastny, at Quebec, December 2/81,
2nd period, 2 goals, 2 assists,
Quebec won 9-8
– Phil Housley, at Buffalo, October 17/82,
1st period, 1 goal, 3 assists, Buffalo won 6-4
– Sergei Makarov, at Calgary, February 25/90,
3rd period, 1 goal, 3 assists, Calgary won 10-4

PENALTIES**MOST PENALTIES, ONE GAME:**

- Edmonton: 7
– Lee Fogolin, at Detroit, March 22/81
3 minors, 1 major, 1 10-minute
misconduct, 1 game misconduct,
1 gross misconduct
Opposition: 9
– Russ Anderson, at Pittsburgh, January 19/80,
3 minors, 3 majors, 3 game misconducts
(Ties NHL record)

MOST PENALTIES, ONE PERIOD:

- Edmonton: 7
– Lee Fogolin, at Detroit, March 22/81
3rd period, 3 minors, 1 major,
1 10-minute misconduct, 1 game
misconduct, 1 gross misconduct
– Dave Semenko, at Calgary,
November 15/84, 3rd period, 3 minors,
2 majors, 1 match, 1 game misconduct
Opposition: 8
– Russ Anderson, at Pittsburgh,
January 19/80, 2nd period, 3 minors,
2 majors, 3 game misconducts

PENALTY MINUTES**MOST PENALTY MINUTES:**

1747 – Kelly Buchberger, in 795 games,
1987-88 through 1998-99

MOST PENALTY MINUTES INCLUDING PLAYOFFS:

1863 – Kelly Buchberger, 1747 regular season
& 116 playoff penalty minutes

MOST PENALTY MINUTES, ONE SEASON:

286 – Steve Smith, 1987-88

MOST PENALTY MINUTES, ONE SEASON DEFENCEMAN:

286 – Steve Smith, 1987-88

MOST PENALTY MINUTES, ONE SEASON, CENTRE:

281 – Kevin McClelland, 1987-88

MOST PENALTY MINUTES, ONE SEASON, RIGHT WING:

265 – Marty McSorley, 1985-86

MOST PENALTY MINUTES, ONE SEASON, LEFT WING:

234 – Kelly Buchberger, 1988-89

MOST PENALTY MINUTES, ONE SEASON GOALTENDER:

18 – Bill Ranford, 1989-90

MOST PENALTY MINUTES, ONE SEASON, ROOKIE:

234 – Kelly Buchberger, 1988-89

MOST PENALTY MINUTES, ONE GAME:

- Edmonton: 42
– Dave Semenko, vs Vancouver,
March 13/82, 1 minor, 2 majors, 1 match
penalty, 210 minute misconducts
Opposition: 51
– Russ Anderson, at Pittsburgh,
January 19/80, 3 minors, 3 majors,
3 game misconducts

MOST PENALTY MINUTES, ONE PERIOD:

- Edmonton: 41
– Lee Fogolin, at Detroit, March 28/81,
3rd period, 3 minors, 1 major,
1 10-minute misconduct, 1 game
misconduct, 1 gross misconduct
Opposition: 46
– Russ Anderson, at Pittsburgh
January 19/80, 2nd period, 3 minors,
3 majors, 3 game misconducts

MULTIPLE GOAL AND POINT SEASONS**MOST 20-OR-MORE GOAL SEASONS:**

10 – Jari Kurri, 1980-81 through 1989-90

MOST CONSECUTIVE 20-OR-MORE GOAL SEASONS:

10 – Jari Kurri, 1980-81 through 1989-90

MOST 30-OR-MORE GOAL SEASONS:

10 – Jari Kurri, 1980-81 through 1989-90

MOST CONSECUTIVE 30-OR-MORE GOAL SEASONS:

10 – Jari Kurri, 1980-81 through 1989-90

MOST 40-OR-MORE GOAL SEASONS:

9 – Wayne Gretzky, 1979-80 through 1987-88

MOST CONSECUTIVE 40-OR-MORE GOAL SEASONS:

9 – Wayne Gretzky, 1979-80 through 1987-88
(Ties NHL Record)

MOST 50-OR-MORE GOAL SEASONS:

8 – Wayne Gretzky, 1979-80 through 1986-87

MOST CONSECUTIVE 50-OR-MORE GOAL SEASONS:

8 – Wayne Gretzky, 1979-80 through 1986-87

MOST 100-OR-MORE POINT SEASONS:

9 – Wayne Gretzky, 1979-80 through 1987-88
(NHL Record)

MOST CONSECUTIVE 100-OR-MORE POINT SEASONS:

9 – Wayne Gretzky, 1979-80 through 1987-88
(NHL Record)



SHUTOUTS POWERPLAY AND SHORTHANDED GOALS, SHOTS ON GOALS

MOST SHUTOUTS BY A GOALTENDER, CAREER:

23 – Tommy Salo in 334 games over six seasons, 1998-99 through 2003-04

MOST SHUTOUTS, ONE SEASON, GOALTENDER:

8 – Curtis Joseph, 1997-98
8 – Tommy Salo, 2000-01

MOST POWERPLAY GOALS, ONE SEASON:

20 – Wayne Gretzky, 1983-84
20 – Ryan Smyth, 1996-97

MOST POWERPLAY GOALS, ONE GAME

Edmonton 3:

– Glenn Anderson, vs Chicago, March 20, 1985, Edmonton won 6-4.
– Glenn Anderson, vs Toronto, November 19, 1988, Edmonton won 9-1.

MOST SHORTHANDED GOALS, ONE SEASON:

12 – Wayne Gretzky, 1983-84

MOST SHORTHANDED GOALS, ONE GAME:

Edmonton: 2

– Accomplished 13 times in Oilers history. Most recent by Ethan Moreau, Edmonton at Philadelphia, December 8, 2005. Edmonton won 3-2.

Opposition: 2

– Darryl Sutter, Chicago. Edmonton at Chicago, October 18, 1981. Chicago won 7-5.
– Dave Christian, Washington. Edmonton at Washington, November 12, 1985. Washington won 5-2.
– Russ Courtnall, Vancouver. Edmonton at Vancouver, April 22, 1995. Vancouver won 6-1.

MOST SHORTHANDED GOALS, ONE PERIOD:

Edmonton: 2

– Wayne Gretzky, Edmonton at Calgary, March 25, 1982, 2nd period. Edmonton won 7-2.
– Pat Hughes, Edmonton at St. Louis, January 11, 1983, 2nd period. Edmonton won 7-5.
– Paul Coffey, Edmonton vs Quebec, February 14, 1986, 3rd period. Edmonton won 8-2.
– Mark Messier, Edmonton at Detroit, March 25, 1986, 2nd period. Edmonton won 7-2.
– Esa Tikkanen, Edmonton at Toronto, November 12, 1988, 1st period. Edmonton won 6-2.

Opposition: 2

– Dave Christian, Washington. Edmonton at Washington, November 12, 1985, 3rd period. Washington won 5-2.

MOST SHOTS ON GOAL, ONE SEASON:

369 – Wayne Gretzky, 1981-82

SHOOTOUTS

MOST SHOOTOUTS, CAREER

55 – Ales Hemsky
46 – Sam Gagner
30 – Shawn Horcoff
21 – Jordan Eberle
18 – Robert Nilsson
17 – Ryan Smyth
14 – Fernando Pisani

MOST GOALS, CAREER

19 – Ales Hemsky
14 – Sam Gagner
10 – Shawn Horcoff
7 – Jordan Eberle
7 – Robert Nilsson
6 – Fernando Pisani
5 – Patrick O'Sullivan
5 – Ryan Smyth

MOST DECIDING GOALS, CAREER

8 – Ales Hemsky
6 – Shawn Horcoff
6 – Sam Gagner
4 – Fernando Pisani

HIGHEST SCORING PERCENTAGE, CAREER

.600 – Ryan Potulny (3/5)
.500 – Shawn Horcoff (10/20)
.429 – Fernando Pisani (6/14)
.400 – Linus Omark (2/5)
.400 – Michael Peca (2/5)

MOST SHOOTOUTS, ONE SEASON

17 – Sam Gagner, 2007-08 (5-17)
16 – Ales Hemsky, 2007-08 (6-16)
14 – Ales Hemsky, 2005-06 (5-14)
13 – Ryan Smyth, 2005-06 (4-13)
12 – Jordan Eberle, 2011-12 (3-12)
11 – Patrick O'Sullivan, 2009-10 (4-11)
9 – Sam Gagner, 2011-12 (6-9)

MOST GOALS, ONE SEASON

6 – Sam Gagner, 2011-12 (6-9)
6 – Ales Hemsky, 2007-08 (6-16)
5 – Ales Hemsky, 2005-06 (5-14)
5 – Sam Gagner, 2007-08 (5-17)
5 – Shawn Horcoff, 2007-08 (5-17)
4 – Ryan Smyth, 2005-06 (4-13)
4 – Robert Nilsson, 2007-08 (4-7)
4 – Shawn Horcoff, 2009-10 (4-7)
4 – Patrick O'Sullivan, 2009-10 (4-11)
4 – Jordan Eberle, 2010-11 (4-9)

MOST DECIDING GOALS, ONE SEASON

4 – Sam Gagner, 2007-08
4 – Ales Hemsky, 2007-08
3 – Shawn Horcoff, 2009-10
3 – Shawn Horcoff, 2007-08

HIGHEST SCORING PERCENTAGE, ONE SEASON

(Minimum 3 Attempts)

.714 – Shawn Horcoff, 2007-08 (5-7)
.667 – Sam Gagner, 2011-12 (6-9)
.667 – Sergei Samsonov, 2005-06 (2-3)



- .667 – Fernando Pisani, 2007-08 (2-3)
- .600 – Gilbert Brule, 2009-10 (3-5)
- .600 – Ryan Potulny, 2009-10 (3-5)

GOALTENDERS

MOST SHOOTOUTS, CAREER

- 26 – Dwayne Roloson
- 18 – Devan Dubnyk
- 14 – Nikolai Khabibulin
- 11 – Mathieu Garon
- 8 – Jeff Deslauriers
- 7 – Mike Morrison
- 5 – Jussi Markkanen

MOST WINS, CAREER

- 13 – Dwayne Roloson
- 11 – Mathieu Garon
- 7 – Devan Dubnyk
- 5 – Jeff Deslauriers
- 5 – Mike Morrison
- 3 – Nikolai Khabibulin

MOST LOSSES, CAREER

- 13 – Dwayne Roloson
- 10 – Nikolai Khabibulin
- 9 – Devan Dubnyk
- 4 – Jussi Markkanen
- 3 – Jeff Deslauriers
- 2 – Mike Morrison

HIGHEST WINNING PERCENTAGE, CAREER

- 1.000 – Mathieu Garon (11-0)
- .714 – Mike Morrison (5-2)
- .625 – Jeff Deslauriers (5-3)
- .500 – Dwayne Roloson (13-13)
- .438 – Devan Dubnyk (7-9)

MOST SHOOTOUT ATTEMPTS FACED, CAREER

- 94 – Dwayne Roloson
- 57 – Devan Dubnyk
- 50 – Nikolai Khabibulin
- 40 – Jeff Deslauriers
- 35 – Mathieu Garon
- 24 – Mike Morrison
- 19 – Jussi Markkanen

MOST SAVES, CAREER

- 66 – Dwayne Roloson
- 37 – Devan Dubnyk
- 32 – Mathieu Garon
- 30 – Nikolai Khabibulin
- 29 – Jeff Deslauriers
- 18 – Mike Morrison
- 9 – Jussi Markkanen

MOST SHOOTOUT GOALS ALLOWED, CAREER

- 28 – Dwayne Roloson
- 20 – Devan Dubnyk
- 20 – Nikolai Khabibulin
- 11 – Jeff Deslauriers
- 10 – Jussi Markkanen
- 6 – Mike Morrison
- 3 – Mathieu Garon

HIGHEST SAVE PERCENTAGE, CAREER

- .914 – Mathieu Garon
- .750 – Mike Morrison
- .725 – Jeff Deslauriers
- .702 – Dwayne Roloson
- .649 – Devan Dubnyk
- .600 – Nikolai Khabibulin
- .474 – Jussi Markkanen

MOST SHOOTOUTS, ONE SEASON

- 10 – Mathieu Garon, 2007-08
- 9 – Dwayne Roloson, 2007-08
- 8 – Dwayne Roloson, 2008-09
- 7 – Mike Morrison, 2005-06
- 7 – Jeff Deslauriers, 2009-10
- 7 – Devan Dubnyk, 2011-12

MOST WINS, ONE SEASON

- 10 – Mathieu Garon, 2007-08
- 5 – Mike Morrison, 2005-06
- 5 – Dwayne Roloson, 2007-08
- 5 – Devan Dubnyk, 2011-12
- 4 – Dwayne Roloson, 2008-09
- 4 – Jeff Deslauriers, 2009-10

MOST LOSSES, ONE SEASON

- 6 – Devan Dubnyk, 2010-11
- 5 – Ben Scrivens, 2014-15
- 5 – Nikolai Khabibulin, 2011-12
- 4 – Dwayne Roloson, 2007-08
- 4 – Dwayne Roloson, 2008-09
- 3 – Jussi Markkanen, 2005-06
- 3 – Jeff Deslauriers, 2009-10
- 3 – Nikolai Khabibulin, 2010-11

HIGHEST WINNING PERCENTAGE, ONE SEASON

- 1.000 – Mathieu Garon, 2007-08 (10-0)
- 1.000 – Jeff Deslauriers, 2008-09 (1-0)
- 1.000 – Mathieu Garon, 2008-09 (1-0)
- 1.000 – Martin Gerber, 2010-11 (1-0)
- .714 – Devan Dubnyk, 2011-12 (5-2)
- .714 – Mike Morrison, 2005-06 (5-2)
- .667 – Devan Dubnyk, 2009-10 (2-1)

MOST SHOOTOUT ATTEMPTS FACED, ONE SEASON

- 37 – Dwayne Roloson, 2007-08
- 37 – Jeff Deslauriers, 2009-10
- 32 – Mathieu Garon, 2007-08
- 27 – Devan Dubnyk, 2011-12
- 24 – Mike Morrison, 2005-06
- 24 – Dwayne Roloson, 2008-09
- 21 – Dwayne Roloson, 2006-07

MOST SAVES, ONE SEASON

- 30 – Mathieu Garon, 2007-08
- 27 – Dwayne Roloson, 2007-08
- 26 – Jeff Deslauriers, 2009-10
- 20 – Devan Dubnyk, 2011-12
- 19 – Dwayne Roloson, 2008-09
- 18 – Mike Morrison, 2005-06



MOST SHOOTOUT GOALS ALLOWED, ONE SEASON

- 11 – Jeff Deslauriers, 2009-10
- 12 – Nikolai Khabibulin, 2011-12
- 11 – Jeff Deslauriers, 2009-10
- 10 – Dwayne Roloson, 2007-08
- 10 – Devan Dubnyk, 2010-11
- 8 – Jussi Markkanen, 2005-06
- 7 – Devan Dubnyk, 2011-12

HIGHEST SAVE PERCENTAGE, ONE SEASON

- 1.000 – Jeff Deslauriers, 2008-09 (3-3)
- .938 – Mathieu Garon, 2007-08 (30-32)
- .750 – Mike Morrison, 2005-06 (18-24)
- .741 – Devan Dubnyk, 2011-12 (20-27)
- .730 – Dwayne Roloson, 2007-08 (27-37)
- .727 – Jeff Deslauriers, 2009-10 (8-11)

REAL TIME SCORING STATISTICS

HIGHEST TIME-ON ICE AVERAGE, ONE SEASON:

27:59 – Chris Pronger, 2005-06

HIGHEST TIME-ON ICE AVERAGE, FORWARD ONE SEASON:

22:08 – Doug Weight, 2000-01

MOST HITS, ONE SEASON:

260 – Jason Smith, 1999-00

MOST BLOCKED SHOTS, ONE SEASON:

228 – Jason Smith, 2006-07

MOST TAKEAWAYS, ONE SEASON:

83 – Todd Marchant, 2001-02

MOST GIVEAWAYS, ONE SEASON:

128 – Janne Niinimaa, 1998-99

HIGHEST FACE-OFF WINNING PERCENTAGE, ONE SEASON:

58.01 – Todd Marchant, 2002-03
(Won 775 of 1336 face-offs.)

MOST FACE-OFFS, ONE SEASON:

1756 – Shawn Horcoff, 2008-09
1593 – Todd Marchant, 1999-00

MOST FACE-OFFS WON, ONE SEASON:

947 – Shawn Horcoff, 2008-09
843 – Todd Marchant, 1999-00

MOST TIME-ON ICE, ONE GAME:

33:52 – Eric Brewer, February 8, 2002
at Dallas. Edmonton tied 1-1 OT.

MOST TIME-ON ICE, ONE GAME

(NO OVERTIME):

33:47 – Janne Niinimaa, April 7, 2001
at Vancouver. Edmonton won 4-2.

MOST HITS ONE GAME:

10 – Ethan Moreau, January 24, 2001
at San Jose. Edmonton lost 6-1.

MOST BLOCKED SHOTS, ONE GAME:

- 11 – Jason Smith, November 28, 2006 vs Anaheim. Edmonton lost 3-2 OT.
- 10 – Jason Smith, March 28, 2001 vs Colorado. Edmonton won 4-1.

MOST TAKEAWAYS, ONE GAME:

- 7 – Shawn Horcoff, November 7, 2006 at Montreal. Edmonton lost 3-2 SO.
- 6 – Todd Marchant, December 27, 2000 at Colorado. Edmonton lost 3-2.
- 6 – Todd Marchant, January 5, 2002 vs Vancouver. Edmonton lost 4-3.

MOST GIVEAWAYS, ONE GAME:

- 8 – Dean McAmmond, March 3, 1999 at Buffalo. Edmonton won 5-3.

HIGHEST FACE-OFF WINNING PERCENTAGE, ONE GAME:

- 95.45 – Jarret Stoll, February 4, 2006 vs Vancouver. Edmonton won 3-1. (Won 21 of 22 face-offs.)
- 93.75 – Michael Peca, November 21, 2005 vs San Jose. Edmonton won 2-1 SO. (Won 15 of 16 face-offs.)
- 92.31 – Jarret Stoll, January 13, 2008 vs Calgary. Edmonton won 2-1. (Won 12 of 13 face-offs.)

MOST FACE-OFFS, ONE GAME:

- 36 – Mike Comrie, November 9, 2002 at New Jersey. Edmonton won 6-3.
- 35 – Todd Marchant, December 3, 2000 vs San Jose. Edmonton tied San Jose 3-3 OT.
- 35 – Rem Murray, January 30, 2001 vs Chicago. Edmonton won 3-2.
- 35 – Todd Marchant, January 6, 2003 at San Jose. Edmonton tied San Jose 5-5 OT.

MOST FACE-OFFS WON, ONE GAME:

- 24 – Doug Weight, March 28, 1999 vs San Jose. Edmonton won 5-2.

STREAKS

LONGEST UNDEFEATED STREAK BY A GOALTENDER:

23 games
– Grant Fuhr, October 21/81 through January 13/82, 15 wins, 8 ties

LONGEST CONSECUTIVE GOAL-SCORING STREAK:

12 games
– Dave Lumley, November 21/81 through December 16/81, 15 goals

LONGEST CONSECUTIVE ASSIST-SCORING STREAK:

17 games
– Wayne Gretzky, November 26/83 through January 4/84, 38 assists during streak (NHL record)
– Paul Coffey, November 27/85 through January 2/86, 27 assists during streak (Ties NHL record)

**LONGEST CONSECUTIVE POINT-SCORING STREAK:**

51 games
– Wayne Gretzky, October 5/83 through January 27/84, 61 goals, 92 assists, 153 points during streak (NHL record)

LONGEST SHUTOUT SEQUENCE BY A GOALTENDER:

192 Minutes, 53 Seconds
– Tommy Salo shutout Minnesota for final 29:58 on Mar. 2/01, shutout Toronto for 60:00 on Mar. 7/01, Buffalo for 60:00 on Mar. 9/01 and Carolina for initial 42:55 on Mar. 11/01.

FASTEST GOALS**FASTEST OPENING GOAL:**

Edmonton: 8 Seconds
– Wayne Gretzky, at NY Rangers, December 14/83, Edmonton won 9-4
Opposition: 8 Seconds
– Tim Kerr, at Philadelphia, March 7/89, Edmonton tied Philadelphia 4-4 (OT)

FASTEST GOAL FROM THE START OF A PERIOD:

Edmonton: 6 Seconds
– Glenn Anderson, vs Los Angeles, March 17/84, 3rd period, Edmonton won 9-1
Opposition: 8 Seconds
– Butch Goring, at NY Islanders, November 16/82, 2nd period, New York won 4-2
– Larry Robinson, at Montreal, February 14/82, 2nd period, Montreal won 4-2
– Ron Francis at Hartford, February 12/84, 3rd period, Hartford won 11-0
– Bob Gainey, at Montreal, January 11/86, 3rd period, Edmonton won 6-3
– Tim Kerr, at Philadelphia March 7/89 1st period Edmonton tied Philadelphia 4-4 (OT)

FASTEST TWO GOALS:

Edmonton: 9 Seconds
– Wayne Gretzky, vs St. Louis, February 18/81
Goals: 3rd period 5:49, 5:58, Edmonton won 9-2
Opposition: 4 Seconds (Ties NHL Record)
– Deron Quint, at Winnipeg, December 15/95.
Goals: 2nd period - 7:51, 7:55, Winnipeg won 9-4

FASTEST TWO SHORTHANDED GOALS:

Edmonton: 12 Seconds
– Esa Tikkanen, at Toronto, November 12/88.
Goals: 1st period - 10:44, 10:56
Edmonton won 6-2 (NHL record)
Opposition: 43 Minutes, 12 Seconds
– Darryl Sutter, at Chicago, October 18/81
Goals: 1st period - 16:33, 3rd period 19:45, Chicago won 7-5

FASTEST THREE GOALS:

Edmonton: 2 Minutes, 1 Second
– Ryan Smyth vs San Jose, October 12, 2006.
Goals: 3rd period, 4:05, 4:19, 6:06
Edmonton won 9-2.

Edmonton: 2 Minutes, 18 Seconds
– Wayne Gretzky, vs St. Louis, February 18/81. Goals: 3rd period 5:49, 5:58, 8:07, Edmonton won 9-2
Opposition: 5 Minutes, 42 Seconds
– Paul Reinhart at Calgary November 24/86. Goals: 1st period 6:01, 11:02, 11:43, Calgary won 6-5

FASTEST FOUR GOALS:

Edmonton: 7 Minutes, 58 Seconds
– Wayne Gretzky vs St. Louis February 18/81. Goals: 3rd period 5:49, 5:58, 8:07, 13:47, Edmonton won 9-2
Opposition: 36 Minutes, 8 Seconds
– Mike Bossy, at NY Islanders, March 3/81.
Goals: 1st period - 12:26, 2nd period 13:35, 15:37, 3rd period - 8:34, Teams tied 8-8

FASTEST FIVE GOALS:

Edmonton: 29 Minutes, 3 Seconds
– Wayne Gretzky, vs St. Louis, February 18/81.
Goals: 2nd period 4:44, 3rd period - 5:49, 5:58, 8:07, 13:47, Edmonton won 9-2
Opposition:
– has not occurred in Oilers history

FASTEST ASSISTS**FASTEST THREE ASSISTS:**

Edmonton: 1 Minutes, 48 Seconds
– Wayne Gretzky, vs Washington February 15/80.
Goals: 3rd period Dave Semenko 13:14, Bobby Schmautz 14:04, Blair MacDonald 15:02.
Edmonton won 8-2
Opposition: 4 Minutes, 4 Seconds
– Jeremy Roenick, vs Chicago, February 1/95.
Goals: 1st period - Joe Murphy 4:27, Patrick Poulin 5:52 and 8:31.
Chicago won 7-0

FASTEST FOUR ASSISTS:

Edmonton: 4 Minutes, 38 Seconds
– Wayne Gretzky, at Winnipeg, March 7/88.
Goals: 2nd period Esa Tikkanen 9:38, Craig Simpson 10:38, Mark Messier 13:46, Craig Simpson 14:16. Edmonton won 6-0
Opposition: 24 Minutes, 4 Seconds
– Stan Smyl, at Vancouver, April 1/80.
Goals: 2nd period - Dave Williams 5:26, Ivan Boldirev 18:01, 3rd period - Thomas Gradin 6:27, Curt Fraser 9:30, Vancouver won 5-0

FASTEST FIVE ASSISTS:

Edmonton: 16 Minutes, 38 Seconds
– Wayne Gretzky, vs Quebec February 14/86.
Goals: 2nd period Dave Semenko 17:03, 3rd period Paul Coffey 1:16, Jari Kurri 2:32, Craig MacTavish 12:59, Paul Coffey 13:41, Oilers won 8-2
Opposition:
– has not occurred in Oilers history



EDMONTON OILERS TEAM RECORDS

MOST

POINTS, ONE SEASON:

119 – 1983-84
– 1985-86

WINS, ONE SEASON:

57 – 1983-84

LOSSES, ONE SEASON:

50 – 1992-93

TIES, ONE SEASON:

16 – 1980-81, 1999-00

OVERTIME LOSSES, ONE SEASON:

13 – 2005-06 (4 overtime losses and
9 shootout losses)

HOME WINS, ONE SEASON:

32 – 1985-86

ROAD WINS, ONE SEASON:

26 – 1983-84

HOME LOSSES, ONE SEASON:

22 – 1993-94

ROAD LOSSES, ONE SEASON:

29 – 1992-93

HOME TIES, ONE SEASON:

10 – 1980-81

ROAD TIES, ONE SEASON:

11 – 1981-82, 1993-94

HOME OVERTIME LOSSES, ONE SEASON:

6 – 2011-12 (3 overtime losses and
3 shootout losses)
6 – 2005-06 (2 overtime losses and
4 shootout losses)

ROAD OVERTIME LOSSES, ONE SEASON:

7 – 2005-06 (2 overtime losses and
5 shootout losses)

SHOOTOUTS:

19 – 2007-08 (Won 15, Lost 4)

SHOOTOUT WINS:

15 – 2007-08

SHOOTOUT LOSSES:

9 – 2010-11

HOME SHOOTOUTS:

9 – 2007-08 (Won 8, Lost 1)

HOME SHOOTOUT WINS:

8 – 2007-08

HOME SHOOTOUT LOSSES:

6 – 2010-11

ROAD SHOOTOUTS:

10 – 2007-08 (Won 7, Lost 3)

ROAD SHOOTOUT WINS:

7 – 2007-08

ROAD SHOOTOUT LOSSES:

5 – 2005-06

OVERTIME GAMES, ONE SEASON:

28 – 1999-00 (4 Wins, 8 Losses, 16 Ties)

OVERTIME WINS, ONE SEASON:

19 – 2007-08

HOME OVERTIME GAMES, ONE SEASON:

15 – 2002-03 (6 Wins, 4 Losses, 5 Ties)

HOME OVERTIME WINS, ONE SEASON:

9 – 2007-08

ROAD OVERTIME GAMES, ONE SEASON:

15 – 1999-00 (3 Wins, 5 Losses, 7 Ties)
15 – 2007-08 (10 Wins, 5 Losses)

ROAD OVERTIME WINS, ONE SEASON:

10 – 2007-08

FEWEST

POINTS, ONE SEASON:

38 – 1994-95 (48 Games)
60 – 1992-93 (84 Games)

WINS, ONE SEASON:

17 – 1994-95 (48 Games)
25 – 1993-94 (84 Games)
25 – 2010-11 (82 Games)

LOSSES, ONE SEASON:

17 – 1981-82
– 1985-86

TIES, ONE SEASON:

4 – 1994-95 (48 Games)
5 – 1983-84 (84 Games)

OVERTIME LOSSES, ONE SEASON

3 – 2000-01

HOME WINS, ONE SEASON:

11 – 1994-95 (24 Games)
15 – 1995-96 (41 Games)
13 – 2010-11 (41 Games)

ROAD WINS, ONE SEASON:

8 – 1994-95 (24 Games)
10 – 1992-93 (42 Games)

HOME LOSSES, ONE SEASON:

5 – 1981-82
– 1983-84

ROAD LOSSES, ONE SEASON:

11 – 1985-86

HOME TIES, ONE SEASON:

1 – 1994-95 (24 Games)
2 – 1985-86 (40 Games)

ROAD TIES, ONE SEASON:

1 – 1983-84
– 1986-87

HOME OVERTIME LOSSES,**ONE SEASON:**

0 – 2001-02

ROAD OVERTIME LOSSES, ONE SEASON:

1 – 2000-01

OVERTIME GAMES, ONE SEASON:

7 – 1994-95 (1 Win, 2 Losses, 4 Ties) –
48 Games
9 – 1983-84 (4 Wins, 0 Losses, 5 Ties) –
80 Games

**OVERTIME WINS, ONE SEASON:**

0 – 1984-85 (0-1-11) & 1991-92 (0-2-10)

HOME OVERTIME GAMES, ONE SEASON:

2 – 1994-95 (1-0-1) – 48 Games
5 – 1983-84 (1-0-4), 1987-88 (0-1-4), 1988-89 (1-1-3), 1991-92 (0-0-5) – 80 Games
5 – 2006-07 (2-3-0) – 82 Games

HOME OVERTIME WINS, ONE SEASON:

0 – 1984-85, 1987-88, 1991-92, 1993-94, 1997-98, 1998-99

ROAD OVERTIME GAMES, ONE SEASON:

4 – 1983-84 (3 Wins, 0 Losses, 1 Tie)

ROAD OVERTIME WINS, ONE SEASON:

0 – 1984-85, 1991-92, 1994-95, 1996-97 & 2010-11

STREAKS**LONGEST WINNING RECORD:**

9 games
– February 20/2001 through March 13/2001

LONGEST WINNING RECORD, INCLUDING PLAYOFFS:

9 games
– April 10/85 through May 7/85

LONGEST HOME WINNING RECORD, ONE SEASON:

8 games
– January 19/85 through February 22/85
– February 24/86 through April 2/86

LONGEST ROAD WINNING RECORD, ONE SEASON:

8 games
– December 9/86 through January 17/87

LONGEST UNDEFEATED STREAK & LONGEST UNDEFEATED STREAK FROM START OF SEASON:

15 games
– October 11/84 through November 9/84, 12 wins, 3 ties (NHL record)

LONGEST HOME UNDEFEATED RECORD, ONE SEASON:

14 games
– November 15/89 through January 6/90, 11 wins, 3 ties

LONGEST ROAD UNDEFEATED RECORD, ONE SEASON:

9 games
– January 17/82 through March 2/82, 6 wins, 3 ties
– November 23/82 through January 18/83, 7 wins, 2 ties

LONGEST LOSING RECORD, ONE SEASON:

11 games
– October 16/93 through November 7/93

LONGEST HOME LOSING RECORD, ONE SEASON:

9 games
– October 16/93 through November 24/93

LONGEST ROAD LOSING RECORD, ONE SEASON:

9 games
– November 25/80 through December 30/80
– February 25, 2006 through March 15, 2006

LONGEST WINLESS RECORD, ONE SEASON:

14 games
– October 11/93 through November 7/93; 13 losses, 1 tie

LONGEST HOME WINLESS RECORD, ONE SEASON:

9 games
– October 16/93 through November 24/93, 9 losses, 0 ties

LONGEST ROAD WINLESS RECORD, ONE SEASON:

11 games
– December 18/2001 through February 8/2002, 7 losses, 4 ties

MOST CONSECUTIVE OVERTIME GAMES:

7 Games
– February 29, 2004 through March 12, 2004. 2 Wins, 2 Losses, 3 Ties (NHL Record)

LONGEST NON-SHUTOFF RECORD:

229 games
– March 15/81 through February 11/84

LONGEST NON-SHUTOFF RECORD, INCLUDING PLAYOFFS:

198 games
– March 15/81 through May 3/83

MOST CONSECUTIVE GAMES SHUT OUT:

2 – October 28/90 through October 31/90
– November 18/91 through November 23/91
– October 11/03 through October 14/03
– April 3/07 through April 5/07
– October 25/09 through October 27/09

LONGEST SHUTOFF SEQUENCE AGAINST:

207 Minutes, 43 Seconds
– The Oilers were shutout for the final 52:48 of a 2-1 loss at Chicago on April 1, 2007, through back-to-back 3-0 shutouts (120:00) at Minnesota on April 3 & 5, 2007 and the initial 34:55 of a 3-2 win at Calgary on April 7, 2007. 156 Minutes 31 Seconds

– The Oilers were shutout for the final 22:25 at Calgary (Oct. 25, 1990) through shutouts vs Washington (Oct. 28/90) and vs Winnipeg (OT; Oct. 31/90) and the initial 13:43 of the 1st period vs New Jersey (Nov. 3/90).

146 Minutes, 31 Seconds

– The Oilers were shutout from 17:58 of the 3rd period vs San Jose on Oct. 9/03, through shutouts at Vancouver on Oct. 11/03 and at Calgary on Oct. 14/03, until 3:30 of the 2nd period vs Buffalo on Oct. 16/03.

142 Minutes, 26 Seconds

– The Oilers were shutout from 7:00 of the 3rd period at Minnesota on Feb. 25/07, through shutouts vs Phoenix on Feb. 27/07 and vs Minnesota on Mar. 1/07, until 9:27 of the 1st period vs Calgary on Mar. 3/07.

MOST CONSECUTIVE PERIODS SCORING A GOAL:

24 periods
– from the 1st period vs Vancouver on November 21/81 Through the 3rd period vs Vancouver on December 4/81, 63 goals during streak



MOST CONSECUTIVE GAMES WITH A POWERPLAY

GOAL:

- Edmonton: 20 games
 - November 24/82 through January 7/83, 31 powerplay goals
- Opposition: 12 games
 - October 7/81 through October 28/81, 15 powerplay goals
 - February 20/90 through March 14/90, 19 powerplay goals
 - October 6/93 through October 29/93, 17 powerplay goals

GOALS

MOST GOALS, ONE SEASON:

446 – 1983-84 (NHL record)

HIGHEST GOALS PER GAME AVERAGE, ONE SEASON:

5.58 – 1983-84, 446 goals in 80 games (NHL record)

FEWEST GOALS, ONE SEASON:

136 – 1994-95 (48 Games)
195 – 2006-07 (82 Games)
191 – 2010-11 (82 Games)

LOWEST GOALS-PER GAME AVERAGE, ONE SEASON:

2.33 – 2010-11, 191 goals in 82 games

MOST GOALS AGAINST, ONE SEASON:

337 – 1992-93

HIGHEST GOALS AGAINST PER-GAME AVERAGE, ONE SEASON:

4.09 – 1980-81, 327 goals in 80 games

FEWEST GOALS AGAINST, ONE SEASON:

182 – 2001-02 (82 Games)
183 – 1994-95 (48 Games)

LOWEST GOALS AGAINST-PER-GAME AVERAGE, ONE SEASON:

2.22 – 2001-02, 182 goals in 82 games

MOST SHORTHANDED GOALS, ONE SEASON:

36 – 1983-84 (NHL record)

FEWEST SHORTHANDED GOALS, ONE SEASON:

2 – 1993-94

MOST SHORTHANDED GOALS AGAINST, ONE SEASON:

17 – 1988-89

MOST SHORTHANDED GOALS, ONE TEAM, ONE GAME:

- Edmonton: 3
 - Oilers vs Winnipeg, December 21/83, Edmonton won 7-4
 - Oilers vs Los Angeles, December 20/85, Edmonton won 9-4
 - Oilers vs Quebec, February 14/86, Edmonton won 8-2
 - Oilers vs Vancouver, December 12/87, Edmonton won 6-3
- Opposition: 3
 - Oilers at Washington, November 12/85, Washington won 5-2
 - Oilers vs Chicago, January 25/89, Chicago won 6-3

MOST SHORTHANDED GOALS FOR, ONE TEAM, ONE PERIOD:

- Edmonton: 2
 - Accomplished 17 times in Oilers history. Most recent: Oilers vs Chicago, November 19/02, 1st period. Edmonton won 3-1
- Opposition: 2
 - Accomplished 6 times in Oilers history. Most recent: Oilers vs Toronto, October 16/01, 2nd period. Toronto won 4-1

MOST GOALS, BOTH TEAMS, ONE GAME:

21 – Oilers vs Chicago, December 11/85, Edmonton won 12-9

MOST GOALS, ONE TEAM, ONE GAME:

- Edmonton: 13
 - Oilers vs New Jersey, November 19/83, Edmonton won 13-4
 - Oilers vs Vancouver, November 8/85, Edmonton won 13-0
- Opposition: 11
 - Oilers at Hartford, February 12/84, Hartford won 11-0
 - Oilers at Toronto, January 8/86, Toronto won 11-9

MOST CONSECUTIVE GOALS, ONE TEAM, ONE GAME:

- Edmonton: 13
 - Oilers vs Vancouver, November 8/85, Edmonton won 13-0
- Opposition: 11
 - Oilers at Hartford, February 12/84, Hartford won 11-0

MOST GOALS, BOTH TEAMS, ONE PERIOD:

12 – Oilers at Chicago, December 11/85, 2nd period, Edmonton won 12-9

MOST GOALS, ONE TEAM, ONE PERIOD:

- Edmonton: 7
 - Oilers at Vancouver, October 19/83, 3rd period, Edmonton won 10-7
 - Oilers at Toronto, February 19/85, 2nd period, Edmonton won 9-4
 - Oilers vs Vancouver, November 8/85, 3rd period, Edmonton won 13-0
- Opposition: 7
 - Oilers at Boston, January 17/80, 2nd period, Boston won 7-1

POINTS

MOST SCORING POINTS, ONE SEASON:

1, 182 – 1983-84 (NHL record)

FEWEST SCORING POINTS, ONE SEASON:

368 – 1994-95 (48 Games)
638 – 1992-93 (84 Games)

MOST POINTS, BOTH TEAMS, ONE GAME:

62 – Oilers at Chicago, December 11/85, Edmonton won 12-9 and received 24 assists, Chicago received 17 assists (NHL record)

**MOST POINTS, ONE TEAM, ONE GAME:**

Edmonton: 36
– Oilers at Chicago, December 11/85,
Edmonton won 12-9 and received
24 assists
Opposition: 31
– Oilers at Hartford, February 12/84,
Hartford won 11-0 and received 20 assists

MOST POINTS, BOTH TEAMS, ONE PERIOD:

35 – Oilers at Chicago, December 11/85,
2nd period, Oilers won 12-9 and had
6 goals, 12 assists, Chicago had
6 goals, 11 assists (NHL record)

MOST POINTS, ONE TEAM, ONE PERIOD:

Edmonton: 18
– Oilers at Vancouver, October 19/83,
3rd period, Edmonton won 10-7 and had
7 goals, 11 assists
– Oilers at Toronto, February 19/85,
2nd period, Edmonton won 9-4 and had
7 goals, 11 assists
– Oilers at Chicago, December 11/85,
2nd period, Edmonton won 12-9 and had
6 goals, 12 assists
Opposition: 19
– Oilers at Boston, January 17/80,
2nd period, Boston won 7-1 and had
7 goals, 12 assists

SHOOTOUTS**MOST SHOOTOUTS, ONE SEASON**

19 – 2007-08

FEWEST SHOOTOUTS, ONE SEASON

6 – 2006-07

MOST WINS, ONE SEASON

15 – 2007-08

FEWEST WINS, ONE SEASON

2 – 2010-11

MOST LOSSES, ONE SEASON

9 – 2005-06
9 – 2010-11

FEWEST LOSSES, ONE SEASON

3 – 2006-07

**HIGHEST WINNING PERCENTAGE,
ONE SEASON**

.789 (15-4) – 2007-08

**LOWEST WINNING PERCENTAGE,
ONE SEASON**

.222 (2-9) – 2010-11

MOST HOME SHOOTOUTS, ONE SEASON

9 – 2007-08

FEWEST HOME SHOOTOUTS, ONE SEASON

3 – 2006-07

MOST HOME WINS, ONE SEASON

8 – 2007-08

FEWEST HOME WINS, ONE SEASON

2 – 2006-07

MOST HOME LOSSES, ONE SEASON

6 – 2010-11

FEWEST HOME LOSSES, ONE SEASON

1 – 2006-07 & 2007-08

**HIGHEST HOME WINNING PERCENTAGE,
ONE SEASON**

.889 (8-1) – 2007-08

**LOWEST HOME WINNING PERCENTAGE,
ONE SEASON**

.333 (2-6) – 2010-11

MOST ROAD SHOOTOUTS, ONE SEASON

10 – 2007-08

FEWEST ROAD SHOOTOUTS, ONE SEASON

3 – 2006-07 & 2010-11

MOST ROAD WINS, ONE SEASON

7 – 2007-08

FEWEST ROAD WINS, ONE SEASON

0 – 2010-11

MOST ROAD LOSSES, ONE SEASON

6 – 2005-06

FEWEST ROAD LOSSES, ONE SEASON

1 – 2008-09

**HIGHEST ROAD WINNING PERCENTAGE,
ONE SEASON**

.833 (5-1) – 2008-09

LOWEST ROAD WINNING PERCENTAGE, ONE SEASON

.000 (0-3) – 2010-11

LONGEST WINNING STREAK, OVERALL

7 Games – November 14 to December 15, 2007
7 Games – November 14, 2008 to December 15, 2008

LONGEST WINNING STREAK, ONE SEASON

7 Games – November 14 to December 15, 2007
7 Games – November 14, 2008 to December 15, 2008

LONGEST LOSING STREAK, OVERALL

4 Games – October 26 to December 7, 2010
4 Games – February 12 to March 23, 2006
2 Games – December 10 to December 13, 2005
2 Games – April 6, 2006 to November 7, 2006
2 Games – January 4 to February 20, 2007

LONGEST LOSING STREAK, ONE SEASON

4 Games – February 12 to March 23, 2006
2 Games – December 10 to December 13, 2005
2 Games – January 4 to February 20, 2007

SHOTS**MOST SHOTS, BOTH TEAMS, ONE GAME:**

100 – Oilers at Minnesota, December 11/82,
Minnesota won 5-4 and had
52 shots, Edmonton had 48 shots

MOST SHOTS, ONE TEAM, ONE GAME:

Edmonton: 55
– Oilers vs Minnesota, March 21/86,
Oilers won 5-4
Opposition: 59
– Oilers at NY Rangers, March 17/93,
Oilers won 4-3 (OT)

MOST SHOTS, BOTH TEAMS, ONE PERIOD:

38 – Oilers at Colorado, December 16/81,
1st period, Edmonton won 7-4 and
had 20 shots, Colorado had 18 shots

**MOST SHOTS, ONE TEAM, ONE PERIOD:**

- Edmonton: 24
- Oilers vs Minnesota, March 21/86, 2nd period, Oilers won 5-4
 - Oilers vs Colorado, October 15/97, 3rd period, Colorado won 6-2
- Opposition: 29
- Oilers at Detroit, November 7/79, 2nd period, Detroit won 5-3

FEWEST SHOTS, BOTH TEAMS, ONE GAME:

- 32 – Oilers vs Boston, October 20/89, Edmonton lost 3-0 and had 11 shots, Boston had 21 shots

FEWEST SHOTS, ONE TEAM, ONE GAME:

- Edmonton: 11
- Oilers vs Boston, October 20/89, Boston won 3-0
 - Oilers vs St. Louis, November 5/99, St. Louis won 2-1
- Opposition: 11
- Oilers vs Chicago, October 9/2001, Edmonton won 2-0

FEWEST SHOTS, BOTH TEAMS, ONE PERIOD:

- 5 – Oilers vs Dallas, January 12/99, 2nd period, Dallas won 2-1 and had 3 shots, Edmonton had 2 shots

FEWEST SHOTS, ONE TEAM, ONE PERIOD:

- Edmonton: 0
- Oilers at Minnesota, February 20/91, 2nd period, Minnesota won 5-1
 - Oilers vs Florida, October 20/2001, 2nd period, Edmonton won 6-2
 - Oilers at Detroit, February 16, 2004, 2nd period. Detroit won 2-1
 - Oilers at Detroit, November 8, 2006, 1st period. Edmonton lost 3-0.
- Opposition: 1
- Oilers vs Buffalo, March 13/83, 1st period, Edmonton won 6-2
 - Oilers vs Calgary, April 2/87, 1st period, 4-4 Tie
 - Oilers vs Buffalo, October 4/96, 1st period, Edmonton won 4-3
 - Oilers at Anaheim, November 7/99, 3rd period, Anaheim won 3-1
 - Oilers vs Chicago, October 9/2001, 1st period, Edmonton won 1-0
 - Oilers vs Chicago, October 9/2001, 3rd period, Edmonton won 1-0
 - Oilers vs San Jose, November 30, 2003, 1st period. San Jose won 2-1
 - Oilers vs Vancouver, February 4, 2006, 3rd period, Edmonton won 3-1
 - Oilers vs Anaheim, November 30, 2007, 3rd period, Edmonton won 5-1.

PENALTIES**MOST PENALTIES, BOTH TEAMS, ONE GAME:**

- 86 – Oilers at Los Angeles, February 28/90, Edmonton received 27 minors, 7 majors, 6 misconducts, 4 game misconducts, and 1 match penalty. Los Angeles received 26 minors, 9 majors, 3 misconducts, and 3 game misconducts, Los Angeles won 4-2 (NHL Record)

MOST PENALTIES, ONE TEAM, ONE GAME:

- Edmonton: 45
- Oilers at Los Angeles, February 28/90, Edmonton received 27 minors, 7 majors, 6 misconducts, 4 game misconducts, and 1 match penalty. Los Angeles won 4-2
- Opposition: 41
- Oilers at Los Angeles, February 28/90, Los Angeles received 26 minors, 9 majors, 3 misconducts, and 3 game misconducts, Los Angeles won 4-2

MOST PENALTIES, BOTH TEAMS, ONE PERIOD:

- 42 – Oilers at Pittsburgh, January 19/80, 2nd period, Edmonton received 5 minors, 8 majors, and 6 game misconducts, Pittsburgh received 9 minors, 7 majors, and 7 game misconducts

MOST PENALTIES, ONE TEAM, ONE PERIOD:

- Edmonton: 21
- Oilers at Los Angeles, February 28/90, 3rd period, Edmonton received 9 minors, 3 majors, 5 misconducts and 4 game misconducts. Los Angeles won 4-2
- Opposition: 23
- Oilers at Pittsburgh, January 19/80, 2nd period, Pittsburgh received 9 minors, 7 majors, and 7 game misconducts

PENALTY MINUTES**MOST PENALTY MINUTES, ONE SEASON:**

2,173 – 1987-88

FEWEST PENALTY MINUTES, ONE SEASON:

1,183 – 1994-95 (48 Games)

1,267 – 2001-02 (82 Games)

MOST PENALTY MINUTES, BOTH TEAMS, ONE GAME:

- 356 – Oilers at Los Angeles, February 28/90, Edmonton received 27 minors, 7 majors, 6 misconducts, 4 game misconducts and 1 match penalty for 199 minutes. Los Angeles received 26 minors, 9 majors, 3 misconducts and 3 game misconducts for 157 minutes. Los Angeles won 4-2

MOST PENALTY MINUTES, ONE TEAM, ONE GAME:

- Edmonton: 199
- Oilers at Los Angeles, February 28/90, Edmonton received 27 minors, 7 majors, 6 misconducts, 4 game misconducts and 1 match penalty. Los Angeles won 4-2



Opposition: 157

- Oilers at Los Angeles, February 28/90, Los Angeles received 26 minors, 9 majors, 3 misconducts and 3 game misconducts Los Angeles won 4-2

MOST PENALTY MINUTES, BOTH TEAMS, ONE PERIOD:

- 233 - Oilers at Pittsburgh, January 19/80, 2nd period, Edmonton received 5 minors, 8 majors, and 6 game misconducts for 110 minutes, Pittsburgh received 9 minors, 7 majors, and 7 game misconducts for 123 minutes

MOST PENALTY MINUTES, ONE TEAM, ONE PERIOD:

- Edmonton: 123
- Oilers at Los Angeles, February 28/90, 3rd period, Edmonton received 9 minors, 3 majors, 5 misconducts and 4 game misconducts. Los Angeles won 4-2.
- Opposition: 123
- Oilers at Pittsburgh, January 19/80, 2nd period, Pittsburgh received 9 minors, 7 majors, and 7 game misconducts

POWERPLAY GOALS

MOST POWERPLAY GOALS, ONE SEASON:

- 88 - 1987-88

MOST POWERPLAY GOALS, AGAINST, ONE SEASON:

- 106 - 1992-93

MOST POWERPLAY GOALS, BOTH TEAMS, ONE GAME:

- 8 - Oilers at Calgary, April 4/86, Calgary won 9-3, and had 5 powerplay goals, Edmonton had 3
- Oilers vs Philadelphia, March 4/88, Edmonton won 7-4, and scored 5 powerplay goals, Philadelphia scored 3

MOST POWERPLAY GOALS, ONE TEAM, ONE GAME:

- Edmonton: 5
- Oilers vs Chicago, November 26/80, Edmonton won 10-3, Jari Kurri had 2 powerplay goals, Kevin Lowe, Blair MacDonald, and Dave Semenko each had 1 powerplay goal
- Oilers at Los Angeles, October 11/87, Edmonton won 9-2, Mark Messier scored 2 powerplay goals, Glenn Anderson, Jim Ennis and Normand Lacombe each scored 1 powerplay goal
- Oilers vs Philadelphia, March 4/88, Edmonton won 7-4, Glenn Anderson and Craig Simpson scored 2 powerplay goals and Mark Messier scored 1 powerplay goal.
- Oilers vs Buffalo, November 4/88, Edmonton won 7-3, Jimmy Carson, Jari Kurri, Mark Messier, Craig Simpson and Esa Tikkanen each scored 1 powerplay goal.
- Oilers vs Toronto, November 19/88, Edmonton won 9-1, Glenn Anderson had 3 powerplay goals, Kelly Buchberger and Craig Simpson each had 1 powerplay goal.

Opposition: 6

- Oilers at Hartford, February 12/84, Hartford won 11-0, Ron Francis and Greg Malone each had 2 powerplay goals, Chris Kotsopoulos and Ray Neufeld each had 1 powerplay goal

MULTIPLE GOAL AND POINT SEASONS

MOST 50-OR MORE GOAL SCORERS, ONE SEASON:

- 3 - 1983-84, Wayne Gretzky 87; Glenn Anderson 54; Jari Kurri 52 (NHL record)
- 1985-86, Jari Kurri 68; Glenn Anderson 54; Wayne Gretzky 52 (Ties NHL record)

MOST 40-OR-MORE GOAL SCORERS, ONE SEASON:

- 4 - 1982-83, Wayne Gretzky 71; Glenn Anderson, Mark Messier 48; Jari Kurri 45 (Ties NHL record)
- 1983-84, Wayne Gretzky 87; Glenn Anderson 54; Jari Kurri 52; Paul Coffey 40 (Ties NHL record)
- 1984-85, Wayne Gretzky 73; Jari Kurri 71; Mike Krushelnyski 43; Glenn Anderson 42 (Ties NHL record)
- 1985-86, Jari Kurri 68; Glenn Anderson 54; Wayne Gretzky 52; Paul Coffey 48 (Ties NHL record)

MOST 30-OR-MORE GOAL SCORERS, ONE SEASON:

- 5 - 1981-82, Wayne Gretzky 92; Mark Messier 50; Glenn Anderson 38; Jari Kurri, Dave Lumley 32
- 1982-83, Wayne Gretzky 71; Glenn Anderson, Mark Messier 48; Jari Kurri 45; Ken Linseman 33
- 1983-84, Wayne Gretzky 87; Glenn Anderson 54; Jari Kurri 52; Paul Coffey 40; Mark Messier 37
- 1984-85, Wayne Gretzky 73; Jari Kurri 71; Mike Krushelnyski 43; Glenn Anderson 42; Paul Coffey 37
- 1985-86, Jari Kurri 68; Glenn Anderson 54; Wayne Gretzky 52; Paul Coffey 48; Mark Messier 35
- 1986-87, Wayne Gretzky 62; Jari Kurri 54; Mark Messier 37; Glenn Anderson 35; Esa Tikkanen 34
- 1987-88, Jari Kurri 43; Craig Simpson 43; Wayne Gretzky 40; Glenn Anderson 38; Mark Messier 37
- 1988-89, Jimmy Carson 49; Jari Kurri 44; Craig Simpson 35; Mark Messier 33; Esa Tikkanen 31

MOST 20-OR-MORE GOAL SCORERS, ONE SEASON:

- 8 - 1981-82, Wayne Gretzky 92; Mark Messier 50, Glenn Anderson 38; Jari Kurri, Dave Lumley 32; Paul Coffey 29; Pat Hughes 24; Matti Hagman 21
- 1982-83, Wayne Gretzky 71; Glenn Anderson, Mark Messier 48,



- Jari Kurri 45; Ken Linseman 33; Paul Coffey 29; Pat Hughes 25; Charlie Huddy 20
- 1983–84, Wayne Gretzky 87; Glenn Anderson 54; Jari Kurri 52; Paul Coffey 40; Mark Messier 37; Pat Hughes 27; Dave Hunter, Willy Lindstrom 22
- 1991–92, Vincent Damphousse 38; Joe Murphy 35; Craig Simpson 24; Scott Mellanby 23; Petr Klima 21; Kelly Buchberger 20; Bennie Nicholls 20; Anatoli Semenov 20

MOST 100-OR-MORE POINT SCORERS, ONE SEASON:

- 4 – 1982–83, Wayne Gretzky 196; Mark Messier 106; Glenn Anderson, Jari Kurri 104 (Ties NHL record)
- 1983–84, Wayne Gretzky 205; Paul Coffey 126; Jari Kurri 113; Mark Messier 101 (Ties NHL record)
- 1985–86, Wayne Gretzky 215, Paul Coffey 138, Jari Kurri 131, Glenn Anderson 102 (Ties NHL record)

ASSISTS AND SHUTOUTS

MOST ASSISTS, ONE SEASON:

736 – 1983–84 (NHL record)

FEWEST ASSISTS, ONE SEASON:

232 – 1994–95 (48 Games)
343 – 2001–02 (82 Games)

MOST SHUTOUTS, ONE SEASON:

- 8 – 1997–98 (8 by Curtis Joseph)
- 2000–01 (8 by Tommy Salo)
- 2001–02 (6 by Tommy Salo, 2 by Jussi Markkanen)

FEWEST SHUTOUTS, ONE SEASON:

- 0 – 1980–81
- 1981–82
- 1986–87 (Ties NHL record)

FASTEST GOALS

FASTEST FIVE GOALS, BOTH TEAMS:

- 3 Minutes, 34 Seconds
- Oilers vs St. Louis, January 20/82, 3rd period. Scorers: Tom Roulston, Oilers, 13:57; Dave Lumley, Oilers, 14:17; Wayne Gretzky, Oilers, 15:30; Glenn Anderson, Oilers, 15:38; Tony Currie, Blues, 17:31, Edmonton won 8–6

FASTEST FIVE GOALS, ONE TEAM:

- Edmonton: 5 Minutes, 38 Seconds
- Oilers at Phoenix, February 27/04, 2nd period. Scorers: Fernando Pisani, 9:50; Adam Oates, 10:42; Shawn Horcoff, 13:39; Ethan Moreau, 13:59 and 15:28. Edmonton won 7–2

Opposition: 7 Minutes, 49 Seconds

- Oilers at NY Rangers, October 24/79, 1st period. Scorers: Ron Greschner 3:41; Walt Tkaczuk 4:31; Don Murdoch 5:18; Ulf Nilsson 11:13; Ron Duguay 11:30, New York won 10–2

FASTEST FOUR GOALS, BOTH TEAMS:

- 1 Minute, 49 Seconds
- Oilers vs Anaheim, February 17/99, 3rd period. Scorers: Alexander Selivanov, Oilers, 6:28; Rem Murray, Oilers, 6:41; Selivanov, Oilers, 7:49 and Steve Rucchin, Mighty Ducks, 8:17; Edmonton won 6–2 at Anaheim.

FASTEST FOUR GOALS, ONE TEAM:

- Edmonton: 1 Minute, 41 Seconds
- Oilers vs St. Louis, January 20/82, 3rd period. Scorers: Tom Roulston 13:57; Dave Lumley 14:17; Wayne Gretzky 15:30; Glenn Anderson 15:38, Edmonton won 8–6
- Opposition: 3 Minutes, 19 Seconds
- Oilers vs Los Angeles, January 25/90, 2nd period. Scorers: John Tonelli, 0:32; Barry Beck, 3:06; Dave Taylor, 3:21; Tony Granato, 3:51. Edmonton won 7–6

FASTEST THREE GOALS, BOTH TEAMS:

- 27 Seconds
- Oilers vs Washington, November 2/83, 1st period. Scorers: Don Jackson, Oilers, 17:24; Chris Valentine, Capitals, 17:44; Glenn Anderson, Oilers, 17:51, Edmonton won 11–3
- Oilers at Quebec, November 8/83, 3rd period. Scorers: Bo Berglund, Nordiques, 16:31; Mark Messier, Oilers, 16:46; Dave Lumley, Oilers, 16:58, Edmonton won 7–4

FASTEST THREE GOALS, ONE TEAM:

- Edmonton: 45 Seconds
- Oilers at Hartford, March 25/81, 3rd period. Scorers: Wayne Gretzky 19:04; Mark Messier 19:18; Glenn Anderson 19:49, Edmonton won 7–2
- Opposition: 38 Seconds
- Oilers at St. Louis, January 26/82, 3rd period. Scorers: Joe Mullen 0:44; Perry Turnbull 1:09; Mike Crombeen 1:22, Edmonton won 6–4

FASTEST TWO GOALS, BOTH TEAMS:

- 5 Seconds
- Oilers vs Chicago, November 27/87, 2nd period. Scorers: Wayne Gretzky, Edmonton, 18:37; Steve Larmer, Chicago, 18:42, Edmonton won 4–3

**FASTEST TWO GOALS, ONE TEAM:**

- Edmonton: 7 Seconds
– Oilers vs Phoenix, November 23, 2009
1st Period, Scorers: Sheldon Souray, Edmonton, 11:07, Ales Hensky, Edmonton, 11:14, Edmonton won 4-0
Opposition: 4 Seconds (Ties NHL Record)
– Oilers at Winnipeg, December 15/95,
2nd period. Scoring was: Deron Quint at 7:51 and 7:55. Winnipeg won 9-4

FASTEST THREE GOALS FROM THE START OF A GAME, BOTH TEAMS:

- 2 Minutes, 40 Seconds
– Oilers vs NY Islanders, November 2/79.
Scorers: Stefan Persson, Islanders, 1:57;
Wayne Gretzky, Oilers, 2:18;
Dan Newman, Oilers, 2:40,
Edmonton won 7-5

FASTEST THREE GOALS FROM THE START OF A GAME, ONE TEAM:

- Edmonton: 2 Minutes, 43 Seconds
– Oilers vs. Vancouver 03/30/13
Scorers: Taylor Hall 0:16, Ladislav Smid 2:05,
Taylor Hall 2:43
Edmonton won 4-0
Opposition: 3 Minutes, 9 Seconds
– Oilers at Detroit, December 2/87.
Scorers were Brent Ashton 0:47;
Gerard Gallant 1:02; Shawn Burr 3:09.
Detroit won 7-4.

FASTEST THREE GOALS FROM THE START OF A PERIOD, BOTH TEAMS:

- 2 Minutes, 4 Seconds
– Oilers at Calgary, January 3/84,
2nd period. Scorers: Jim Peplinski,
Flames, 0:48; Mark Messier, Oilers, 1:32;
Pat Hughes, Oilers, 2:04
Edmonton won 9-6

FASTEST THREE GOALS FROM THE START OF A PERIOD, ONE TEAM:

- Edmonton: 2 Minutes, 27 Seconds
– Oilers vs Calgary, December 4/82,
3rd period. Scorers: Wayne Gretzky 0:33;
Jari Kurri 1:31; Ken Linseman 2:27,
Edmonton won 7-5

- Opposition: 1 Minute, 22 Seconds
– Oilers at St. Louis, January 26/82,
3rd period. Scorers: Joe Mullen 0:44;
Perry Turnbull 1:09; Mike Crombeen 1:22,
Edmonton won 6-4

FASTEST TWO GOALS FROM THE START OF A GAME, BOTH TEAMS:

- 2 Minutes, 6 Seconds
– Oilers vs Toronto, October 29/80.
Scorers: Dave Semenko, Oilers, 1:18;
Dan Maloney, Maple Leafs, 2:06,
Teams tied 4-4

FASTEST TWO GOALS FROM THE START OF A GAME, ONE TEAM:

- Edmonton: 24 Seconds (NHL record)
– Oilers at Los Angeles, March 28/82.
Scorers: Mark Messier 0:14;
Dave Lumley 0:24, Edmonton won 6-2
Opposition: 41 Seconds
– Oilers vs NY Islanders, December 5/84.
Scorers: John Tonelli 0:25, 0:41,
Edmonton won 6-4

FASTEST TWO GOALS FROM THE START OF A PERIOD, BOTH TEAMS:

- 43 Seconds
– Oilers at St. Louis, February 23/88,
2nd period. Scorers: Steve Smith,
Edmonton, 0:23; Tony McKegney,
St. Louis 10:43. Edmonton won 6-4

FASTEST TWO GOALS FROM THE START OF A PERIOD, ONE TEAM:

- Edmonton: 24 Seconds (NHL record)
– Oilers at Los Angeles, March 28/82,
1st period. Scorers: Mark Messier 0:14;
Dave Lumley 0:24, Edmonton won 6-2
Opposition: 41 Seconds
– Oilers vs NY Islanders, December 5/84.
Scorers: John Tonelli 0:25, 0:41,
Edmonton won 6-4

**OILERS YEARLY PLAYOFF RECORD 1979-80 TO 2014-15**

SEASON	SERIES	W	L	PCT.	GP	W	L	PCT.	GF	OT	HOME	AWAY	W-L
										GA	W-L	W-L	W-L
1979-80	1	0	1	.000	3	0	3	.000	6	12	0-2	0-1	0-2
1980-81	2	1	1	.500	9	5	4	.556	35	35	0-1	2-2	3-2
1981-82	1	0	1	.000	5	2	3	.400	23	27	1-1	1-2	1-1
1982-83	4	3	1	.750	16	11	5	.688	80	50	0-0	7-2	4-3
1983-84	4	4	0	1.000	19	15	4	.789	94	56	1-2	9-2	6-2
1984-85	4	4	0	1.000	18	15	3	.833	98	57	2-0	10-0	5-3
1985-86	2	1	1	.500	10	6	4	.600	41	30	1-0	3-3	3-1
1986-87	4	4	0	1.000	21	16	5	.762	87	57	2-0	9-3	7-2
1987-88	4	4	0	1.000	18	16	2	.889	84	53	2-0	11-0	5-2
1988-89	1	0	1	.000	7	3	4	.429	20	25	0-0	2-1	1-3
1989-90	4	4	0	1.000	22	16	6	.727	93	60	3-1	8-3	8-3
1990-91	3	2	1	.667	18	9	9	.500	57	60	4-2	6-3	3-6
1991-92	3	2	1	.667	16	8	8	.500	49	54	1-1	5-3	3-5
1992-93	DID NOT QUALIFY FOR STANLEY CUP PLAYOFFS												
1993-94	DID NOT QUALIFY FOR STANLEY CUP PLAYOFFS												
1994-95	DID NOT QUALIFY FOR STANLEY CUP PLAYOFFS												
1995-96	DID NOT QUALIFY FOR STANLEY CUP PLAYOFFS												
1996-97	2	1	1	.500	12	5	7	.417	32	37	3-1	2-3	3-4
1997-98	2	1	1	.500	12	5	7	.417	24	25	0-2	1-4	4-3
1998-99	1	0	1	.000	4	0	4	.000	7	11	0-1	0-2	0-2
1999-00	1	0	1	.000	5	1	4	.200	11	14	0-0	1-1	0-3
2000-01	1	0	1	.000	6	2	4	.333	13	16	1-3	1-2	1-2
2001-02	DID NOT QUALIFY FOR STANLEY CUP PLAYOFFS												
2002-03	1	0	1	.000	6	2	4	.333	11	20	0-0	1-2	1-2
2003-04	DID NOT QUALIFY FOR STANLEY CUP PLAYOFFS												
2004-05	SEASON CANCELLED - NHL LOCKOUT												
2005-06	4	3	1	.750	24	15	9	.625	70	61	3-1	8-3	7-6
2006-07	DID NOT QUALIFY FOR STANLEY CUP PLAYOFFS												
2007-08	DID NOT QUALIFY FOR STANLEY CUP PLAYOFFS												
2008-09	DID NOT QUALIFY FOR STANLEY CUP PLAYOFFS												
2009-10	DID NOT QUALIFY FOR STANLEY CUP PLAYOFFS												
2010-11	DID NOT QUALIFY FOR STANLEY CUP PLAYOFFS												
2011-12	DID NOT QUALIFY FOR STANLEY CUP PLAYOFFS												
2012-13	DID NOT QUALIFY FOR STANLEY CUP PLAYOFFS												
2013-14	DID NOT QUALIFY FOR STANLEY CUP PLAYOFFS												
2014-15	DID NOT QUALIFY FOR STANLEY CUP PLAYOFFS												
TOTALS	49	34	15	.694	251	152	99	.606	935	760	24-18	87-42	65-57

OILERS PLAYOFF RECORD VS. OPPONENTS

SEASON	SERIES	W	L	PCT.	GP	W	L	PCT.	GF	OT	HOME	AWAY	W-L
										GA	W-L	W-L	W-L
Anaheim	1	1	0	1.000	5	4	1	.800	16	13	0-0	1-1	3-0
Boston	2	2	0	1.000	9	8	1	.889	38	17	1-0	4-1	4-0
Calgary	5	4	1	.800	30	19	11	.633	132	96	3-3	10-6	9-5
Carolina	1	0	1	.000	7	3	4	.429	16	19	1-0	2-1	1-3
Chicago	4	3	1	.750	20	12	8	.600	102	77	0-1	7-3	5-5
Colorado	2	1	1	.500	12	5	7	.417	30	35	0-2	2-3	3-4
Dallas	8	2	6	.250	42	15	27	.357	104	118	4-5	7-13	8-14
Detroit	3	3	0	1.000	16	12	4	.650	58	43	2-1	7-2	5-2
Los Angeles	7	5	2	.714	36	24	12	.667	154	127	7-2	14-5	10-7
Montreal	1	1	0	1.000	3	3	0	1.000	15	6	0-0	1-0	2-0
NY Islanders	3	1	2	.333	15	6	9	.400	47	58	0-1	4-4	2-5
Philadelphia	3	2	1	.667	15	8	7	.533	49	44	1-2	6-2	2-5
San Jose	1	1	0	1.000	6	4	2	.667	19	12	1-0	3-0	1-2
Vancouver	2	2	0	1.000	9	7	2	.778	35	20	1-0	5-0	2-2
Winnipeg	6	6	0	1.000	26	22	4	.846	120	75	3-1	14-1	8-3
TOTALS	49	34	15	.694	251	152	99	.606	935	760	24-18	87-42	65-57

OILERS RECORD IN THE STANLEY CUP FINAL

SEASON	SERIES	W	L	PCT.	GP	W	L	PCT.	GF	OT	HOME	AWAY	W-L
										GA	W-L	W-L	W-L
Boston	2	2	0	1.000	9	8	1	.889	38	17	1-0	4-1	4-0
Carolina	1	0	1	.000	7	3	4	.429	16	19	1-0	2-1	1-3
NY Islanders	2	1	1	.500	9	4	5	.444	27	29	0-0	3-2	1-3
Philadelphia	2	2	0	1.000	12	8	4	.667	43	32	1-0	6-1	2-3
TOTALS	7	5	2	.714	37	23	14	.622	124	97	3-0	15-5	8-9



1980 PLAYOFFS

DATE	CITY	RESULTS
April 8	Philadelphia	Philadelphia 4, Edmonton 3*
April 9	Philadelphia	Philadelphia 5, Edmonton 1
April 11	Edmonton	Philadelphia 3, Edmonton 2**

* Bobby Clarke scored at 8:06 overtime

** Ken Linseman scored at 23:56 overtime
(PHILADELPHIA WON SERIES 3-0)

WINNING GOAL
Clarke
Clarke
Linseman

WINNING GOALTENDER
Peeters
Peeters
Myre

1981 PLAYOFFS

DATE	CITY	RESULTS
April 8	Montreal	Edmonton 6, Montreal 3
April 9	Montreal	Edmonton 3, Montreal 1
April 11	Edmonton	Edmonton 6, Montreal 2
(EDMONTON WON SERIES 3-0)		
April 16	Uniondale	NY Islanders 8, Edmonton 2
April 17	Uniondale	NY Islanders 6, Edmonton 3
April 19	Edmonton	Edmonton 5, NY Islanders 2
April 20	Edmonton	NY Islanders 5, Edmonton 4*
April 22	Uniondale	Edmonton 4, NY Islanders 3
April 24	Edmonton	NY Islanders 5, Edmonton 2

* Ken Morrow scored at 5:41 overtime
(NY ISLANDERS WON SERIES 4-2)

WINNING GOAL
Callighen
Siltanen
Gretzky

WINNING GOALTENDER
Moog
Moog
Moog

Tonelli
D. Potvin
Hagman
Morrow
Hagman
Nystrom

Smith
Smith
Moog
Melanson
Moog
Smith

1982 PLAYOFFS

DATE	CITY	RESULTS
April 7	Edmonton	Los Angeles 10, Edmonton 8
April 8	Edmonton	Edmonton 3, Los Angeles 2*
April 10	Los Angeles	Los Angeles 6, Edmonton 5**
April 12	Los Angeles	Edmonton 3, Los Angeles 2
April 13	Edmonton	Los Angeles 7, Edmonton 4

* Wayne Gretzky scored at 6:20 overtime

** Daryl Evans scored at 2:35 overtime
(LOS ANGELES WON SERIES 3-2)

WINNING GOAL
Simmer
Gretzky
Evans
Anderson
Nicholls

WINNING GOALTENDER
Lessard
Fuhr
Lessard
Fuhr
Lessard

1983 PLAYOFFS

DATE	CITY	RESULTS
April 6	Edmonton	Edmonton 6, Winnipeg 3
April 7	Edmonton	Edmonton 4, Winnipeg 3
April 9	Winnipeg	Edmonton 4, Winnipeg 3
(EDMONTON WON SERIES 3-0)		
April 14	Edmonton	Edmonton 6, Calgary 3
April 15	Edmonton	Edmonton 5, Calgary 1
April 17	Calgary	Edmonton 10, Calgary 2
April 18	Calgary	Calgary 6, Edmonton 5
April 20	Edmonton	Edmonton 9, Calgary 1
(EDMONTON WON SERIES 4-1)		
April 24	Edmonton	Edmonton 8, Chicago 4
April 26	Edmonton	Edmonton 8, Chicago 2
May 1	Chicago	Edmonton 3, Chicago 2
May 3	Chicago	Edmonton 6, Chicago 3
(EDMONTON WON SERIES 4-0)		
May 10	Edmonton	NY Islanders 2, Edmonton 0
May 12	Edmonton	NY Islanders 6, Edmonton 3
May 14	Uniondale	NY Islanders 5, Edmonton 1
May 17	Uniondale	NY Islanders 4, Edmonton 2
(NY ISLANDERS WON SERIES 4-0)		

WINNING GOAL
Gretzky
Messier
Linseman

WINNING GOALTENDER
Moog
Moog
Moog

Hughes
Gregg
Gretzky
Meredith
Messier

Moog
Moog
Moog
Edwards
Moog

Gretzky
Anderson
Anderson
Pouzar

Moog
Moog
Moog
Moog

D. Sutter
Bourne
Bourne
Bossy

Smith
Smith
Smith
Smith



1984 PLAYOFFS

DATE	CITY	RESULTS	WINNING GOAL	WINNING GOALTENDER
April 4	Edmonton	Edmonton 9, Winnipeg 2	Coffey	Fuhr
April 5	Edmonton	Edmonton 5, Winnipeg 4*	Gregg	Fuhr
April 7	Winnipeg	Edmonton 4, Winnipeg 1	Semenko	Fuhr
* Randy Gregg scored at 0:21 overtime (EDMONTON WON SERIES 3-0)				
April 12	Edmonton	Edmonton 5, Calgary 2	Gretzky	Fuhr
April 13	Edmonton	Calgary 6, Edmonton 5*	Wilson	Edwards
April 15	Calgary	Edmonton 3, Calgary 2	Pouzar	Fuhr
April 16	Calgary	Edmonton 5, Calgary 3	Messier	Fuhr
April 18	Edmonton	Calgary 5, Edmonton 4	Eaves	Lemelin
April 20	Calgary	Calgary 5, Edmonton 4**	McDonald	Lemelin
April 22	Edmonton	Edmonton 7, Calgary 4	Linseman	Moog
* Carey Wilson scored at 3:42 overtime ** Lanny McDonald scored at 1:04 overtime (EDMONTON WON SERIES 4-3)				
April 24	Edmonton	Edmonton 7, Minnesota 1	Gretzky	Fuhr
April 26	Edmonton	Edmonton 4, Minnesota 3	Gretzky	Moog
April 28	Minnesota	Edmonton 8, Minnesota 5	Linseman	Moog
May 1	Minnesota	Edmonton 3, Minnesota 1	Linseman	Fuhr
(EDMONTON WON SERIES 4-0)				
May 10	Uniondale	Edmonton 1, NY Islanders 0	McClelland	Fuhr
May 12	Uniondale	NY Islanders 6, Edmonton 1	Gilbert	Smith
May 15	Edmonton	Edmonton 7, NY Islanders 2	Anderson	Fuhr
May 17	Edmonton	Edmonton 7, NY Islanders 2	Messier	Moog
May 19	Edmonton	Edmonton 5, NY Islanders 2	Linseman	Moog
(EDMONTON WON SERIES 4-1)				

1985 PLAYOFFS

DATE	CITY	RESULTS	WINNING GOAL	WINNING GOALTENDER
April 10	Edmonton	Edmonton 3, Los Angeles 2*	Fogolin	Fuhr
April 11	Edmonton	Edmonton 4, Los Angeles 2	Krushelnyski	Fuhr
April 13	Los Angeles	Edmonton 4, Los Angeles 3**	Anderson	Fuhr
* Lee Fogolin scored at 3:01 overtime ** Glenn Anderson scored at 0:46 overtime (EDMONTON WON SERIES 3-0)				
April 18	Edmonton	Edmonton 4, Winnipeg 2	Coffey	Fuhr
April 20	Edmonton	Edmonton 5, Winnipeg 2	Coffey	Fuhr
April 23	Winnipeg	Edmonton 5, Winnipeg 4	Gretzky	Fuhr
April 25	Winnipeg	Edmonton 8, Winnipeg 3	Kurri	Fuhr
(EDMONTON WON SERIES 4-0)				
May 4	Edmonton	Edmonton 11, Chicago 2	Coffey	Fuhr
May 7	Edmonton	Edmonton 7, Chicago 3	Kurri	Fuhr
May 9	Chicago	Chicago 5, Edmonton 2	Darryl Sutter	Bannerman
May 12	Chicago	Chicago 8, Edmonton 6	Larmer	Bannerman
May 14	Edmonton	Edmonton 10, Chicago 5	Gretzky	Fuhr
May 16	Chicago	Edmonton 8, Chicago 2	Messier	Fuhr
(EDMONTON WON SERIES 4-2)				
May 21	Philadelphia	Philadelphia 4, Edmonton 1	Ron Sutter	Lindbergh
May 23	Philadelphia	Edmonton 3, Philadelphia 1	Lindstrom	Fuhr
May 25	Edmonton	Edmonton 4, Philadelphia 3	Krushelnyski	Fuhr
May 28	Edmonton	Edmonton 5, Philadelphia 3	Gretzky	Fuhr
May 30	Edmonton	Edmonton 8, Philadelphia 3	Coffey	Fuhr
(EDMONTON WON SERIES 4-1)				

1986 PLAYOFFS

DATE	CITY	RESULTS	WINNING GOAL	WINNING GOALTENDER
April 9	Edmonton	Edmonton 7, Vancouver 3	Krushelnyski	Fuhr
April 10	Edmonton	Edmonton 5, Vancouver 1	Gretzky	Moog
April 12	Vancouver	Edmonton 5, Vancouver 1	Krushelnyski	Fuhr
(EDMONTON WON SERIES 3-0)				



DATE	CITY	RESULTS
April 18	Edmonton	Calgary 4, Edmonton 1
April 20	Edmonton	Edmonton 6, Calgary 5*
April 22	Calgary	Calgary 3, Edmonton 2
April 24	Calgary	Edmonton 7, Calgary 4
April 26	Edmonton	Calgary 4, Edmonton 1
April 28	Calgary	Edmonton 5, Calgary 2
April 30	Edmonton	Calgary 3, Edmonton 2

* Glenn Anderson scored at 1:04 overtime
(CALGARY WON SERIES 4-3)

WINNING GOAL
Suter
Anderson
Otto
Gretzky
McDonald
Anderson
Berezan

WINNING GOALTENDER
Vernon
Fuhr
Vernon
Fuhr
Vernon
Fuhr
Vernon

1987 PLAYOFFS

DATE	CITY	RESULTS
April 8	Edmonton	Los Angeles 5, Edmonton 2
April 9	Edmonton	Edmonton 13, Los Angeles 3
April 11	Los Angeles	Edmonton 6, Los Angeles 5
April 12	Los Angeles	Edmonton 6, Los Angeles 3
April 14	Edmonton	Edmonton 5, Los Angeles 4
April 21	Edmonton	Edmonton 3, Winnipeg 2*
April 23	Edmonton	Edmonton 5, Winnipeg 3
April 25	Winnipeg	Edmonton 5, Winnipeg 2
April 27	Winnipeg	Edmonton 4, Winnipeg 2

* Glenn Anderson scored at 0:36 overtime
(EDMONTON WON SERIES 4-0)

May 5	Edmonton	Detroit 3, Edmonton 1
May 7	Edmonton	Edmonton 4, Detroit 1
May 9	Detroit	Edmonton 2, Detroit 1
May 11	Detroit	Edmonton 3, Detroit 2
May 13	Edmonton	Edmonton 6, Detroit 3
May 17	Edmonton	Edmonton 4, Philadelphia 2
May 20	Edmonton	Edmonton 3, Philadelphia 2*
May 22	Philadelphia	Philadelphia 5, Edmonton 3
May 24	Philadelphia	Edmonton 4, Philadelphia 1
May 26	Edmonton	Philadelphia 4, Edmonton 3
May 28	Philadelphia	Philadelphia 3, Edmonton 2
May 31	Edmonton	Edmonton 3, Philadelphia 1

* Jari Kurri scored at 6:50 overtime
(EDMONTON WON SERIES 4-3)

WINNING GOAL
Williams
Gregg
Kurri
Tikkanen
Anderson

WINNING GOALTENDER
Melanson
Moog
Moog
Fuhr
Fuhr

Anderson
Lemay
Kurri
Ruotsalainen

Fuhr
Fuhr
Fuhr
Fuhr

Kocur
Kurri
McSorley
Krushelnyski
Messier

Stefan
Fuhr
Fuhr
Fuhr
Fuhr

Coffey
Kurri
McCrimmon
Lowe
Tocchet
Daigneault
Kurri

Fuhr
Fuhr
Hextall
Fuhr
Hextall
Hextall
Fuhr

1988 PLAYOFFS

DATE	CITY	RESULTS
April 6	Edmonton	Edmonton 7, Winnipeg 4
April 7	Edmonton	Edmonton 3, Winnipeg 2
April 9	Winnipeg	Winnipeg 6, Edmonton 4
April 10	Winnipeg	Edmonton 5, Winnipeg 3
April 12	Edmonton	Edmonton 6, Winnipeg 2
April 19	Calgary	Edmonton 3, Calgary 1
April 21	Calgary	Edmonton 5, Calgary 4*
April 23	Edmonton	Edmonton 4, Calgary 2
April 25	Edmonton	Edmonton 6, Calgary 4

* Wayne Gretzky scored at 7:54 of overtime.
(EDMONTON WON SERIES 4-0)

May 3	Edmonton	Edmonton 4, Detroit 1
May 5	Edmonton	Edmonton 5, Detroit 3
May 7	Detroit	Detroit 5, Edmonton 2
May 9	Detroit	Edmonton 4, Detroit 3*
May 11	Edmonton	Edmonton 8, Detroit 4

* Jari Kurri scored at 11:02 of overtime.
(EDMONTON WON SERIES 4-1)

WINNING GOAL
Simpson
Simpson
Gilhen
Lacombe
Kurri

WINNING GOALTENDER
Fuhr
Fuhr
Berthiaume
Fuhr
Fuhr

Kurri
Gretzky
Anderson
Hannan

Fuhr
Fuhr
Fuhr
Fuhr

Gregg
Simpson
Probert
Kurri
Acton

Fuhr
Fuhr
Hanlon
Fuhr
Fuhr



DATE	CITY	RESULTS	WINNING GOAL	WINNING GOALTENDER
May 18	Edmonton	Edmonton 2, Boston 1	Acton	Fuhr
May 20	Edmonton	Edmonton 4, Boston 2	Gretzky	Fuhr
May 22	Boston	Edmonton 6, Boston 3	Tikkanen	Fuhr
May 24	Boston	Edmonton 3, Boston 3*	—	—
May 26	Edmonton	Edmonton 6, Boston 3	Gretzky	Fuhr

* Game cancelled due to power failure.

(EDMONTON WON SERIES 4-0)

1989 PLAYOFFS

DATE	CITY	RESULTS	WINNING GOAL	WINNING GOALTENDER
April 5	Los Angeles	Edmonton 4, Los Angeles 3	Simpson	Fuhr
April 6	Los Angeles	Los Angeles 5, Edmonton 2	Kontos	Hrudey
April 8	Edmonton	Edmonton 4, Los Angeles 0	Carson	Fuhr
April 9	Edmonton	Edmonton 4, Los Angeles 3	Smith	Fuhr
April 11	Los Angeles	Los Angeles 4, Edmonton 2	Robitaille	Hrudey
April 13	Edmonton	Los Angeles 4, Edmonton 1	Wiemer	Hrudey
April 15	Los Angeles	Los Angeles 6, Edmonton 3	Nicholls	Hrudey

(LOS ANGELES WON SERIES 4-3)

1990 PLAYOFFS

DATE	CITY	RESULTS	WINNING GOAL	WINNING GOALTENDER
April 4	Edmonton	Winnipeg 7, Edmonton 5	Ashton	Essensa
April 6	Edmonton	Edmonton 3, Winnipeg 2*	Lamb	Ranford
April 8	Winnipeg	Winnipeg 2, Edmonton 1	Hawerchuk	Essensa
April 10	Winnipeg	Winnipeg 4, Edmonton 3**	Ellett	Essensa
April 12	Edmonton	Edmonton 4, Winnipeg 3	Messier	Ranford
April 14	Winnipeg	Edmonton 4, Winnipeg 3	Kurri	Ranford
April 16	Edmonton	Edmonton 4, Winnipeg 1	Lamb	Ranford

* Mark Lamb scored at 4:21 of overtime.

** Dave Ellett scored at 21:08 of overtime.

(EDMONTON WON SERIES 4-3)

April 18	Edmonton	Edmonton 7, Los Angeles 0	Anderson	Ranford
April 20	Edmonton	Edmonton 6, Los Angeles 1	Simpson	Ranford
April 22	Los Angeles	Edmonton 5, Los Angeles 4	Graves	Ranford
April 24	Los Angeles	Edmonton 6, Los Angeles 5*	Murphy	Ranford

* Joe Murphy scored at 4:42 of overtime.

(EDMONTON WON SERIES 4-0)

May 2	Edmonton	Edmonton 5, Chicago 2	S. Smith	Ranford
May 4	Edmonton	Chicago 4, Edmonton 3	Wilson	Millen
May 6	Chicago	Chicago 5, Edmonton 1	Larmer	Millen
May 8	Chicago	Edmonton 4, Chicago 2	Simpson	Ranford
May 10	Edmonton	Edmonton 4, Chicago 3	Kurri	Ranford
May 12	Chicago	Edmonton 8, Chicago 4	Murphy	Ranford

(EDMONTON WON SERIES 4-2)

May 15	Boston	Edmonton 3, Boston 2*	Klima	Ranford
May 18	Boston	Edmonton 7, Boston 2	Kurri	Ranford
May 20	Edmonton	Boston 2, Edmonton 1	Johnston	Moog
May 22	Edmonton	Edmonton 5, Boston 1	Anderson	Ranford
May 24	Boston	Edmonton 4, Boston 1	Simpson	Ranford

* Petr Klima scored at 55:13 of overtime.

(EDMONTON WON SERIES 4-1)

1991 PLAYOFFS

DATE	CITY	RESULTS	WINNING GOAL	WINNING GOALTENDER
April 4	Calgary	Edmonton 3, Calgary 1	Klima	Fuhr
April 6	Calgary	Calgary 3, Edmonton 1	Gilmour	Vernon
April 8	Edmonton	Edmonton 4, Calgary 3	Murphy	Fuhr
April 10	Edmonton	Edmonton 5, Calgary 2	Tikkanen	Fuhr
April 12	Calgary	Calgary 5, Edmonton 3	Nattress	Vernon
April 14	Edmonton	Calgary 2, Edmonton 1*	Fleury	Vernon
April 16	Calgary	Edmonton 5, Calgary 4**	Tikkanen	Fuhr

* Theoren Fleury scored at 4:40 of overtime.

** Esa Tikkanen scored at 6:58 of overtime.

(EDMONTON WON SERIES 4-3)



DATE	CITY	RESULTS	WINNING GOAL	WINNING GOALTENDER
April 18	Los Angeles	Los Angeles 4, Edmonton 3*	Robitaille	Hrudey
April 20	Los Angeles	Edmonton 4, Los Angeles 3**	Klima	Fuhr
April 22	Edmonton	Edmonton 4, Los Angeles 3***	Tikkanen	Fuhr
April 24	Edmonton	Edmonton 4, Los Angeles 2	Gelinas	Fuhr
April 26	Los Angeles	Los Angeles 5, Edmonton 2	Robitaille	Hrudey
April 28	Edmonton	Edmonton 4, Los Angeles 3****	MacTavish	Ranford

* Luc Robitaille scored at 2:13 of overtime.

** Petr Klima scored at 24:48 of overtime.

*** Esa Tikkanen scored at 20:48 of overtime.

**** Craig MacTavish scored at 16:57 of overtime.

(EDMONTON WON SERIES 4-2)

May 2	Edmonton	Minnesota 3, Edmonton 1	Gagner	Casey
May 4	Edmonton	Edmonton 7, Minnesota 2	Klima	Fuhr
May 6	Minnesota	Minnesota 7, Edmonton 3	B. Smith	Casey
May 8	Minnesota	Minnesota 5, Edmonton 1	Modano	Casey
May 10	Edmonton	Minnesota 3, Edmonton 2	B. Smith	Casey

(MINNESOTA WON SERIES 4-1)

1992 PLAYOFFS

DATE	CITY	RESULTS	WINNING GOAL	WINNING GOALTENDER
April 18	Los Angeles	Edmonton 3, Los Angeles 1	Glynn	Ranford
April 20	Los Angeles	Los Angeles 8, Edmonton 5	Huddy	Hrudey
April 22	Edmonton	Edmonton 4, Los Angeles 3	Nicholls	Ranford
April 24	Edmonton	Los Angeles 4, Edmonton 3	Robitaille	Hrudey
April 26	Los Angeles	Edmonton 5, Los Angeles 2	Tikkanen	Ranford
April 28	Edmonton	Edmonton 3, Los Angeles 0	Beranek	Ranford

(EDMONTON WON SERIES 4-2)

May 3	Vancouver	Edmonton 4, Vancouver 3*	Murphy	Ranford
May 4	Vancouver	Vancouver 4, Edmonton 0	Courtneall	McLean
May 6	Edmonton	Edmonton 5, Vancouver 2	Murphy	Ranford
May 8	Edmonton	Edmonton 3, Vancouver 2	Mellanby	Ranford
May 10	Vancouver	Vancouver 4, Edmonton 3	Ronning	McLean
May 12	Edmonton	Edmonton 3, Vancouver 0	MacTavish	Ranford

* Joe Murphy scored at 8:36 of overtime.

(EDMONTON WON SERIES 4-2)

May 16	Chicago	Chicago 8, Edmonton 2	Peluso	Belfour
May 18	Chicago	Chicago 4, Edmonton 2	Goulet	Belfour
May 20	Edmonton	Chicago 4, Edmonton 3*	Roenick	Belfour
May 22	Edmonton	Chicago 5, Edmonton 1	Roenick	Belfour

* Jeremy Roenick scored at 2:45 of overtime.

(CHICAGO WON SERIES 4-0)

1997 PLAYOFFS

DATE	CITY	RESULTS	WINNING GOAL	WINNING GOALTENDER
April 16	Dallas	Dallas 5, Edmonton 3	Modano	Moog
April 18	Dallas	Edmonton 4, Dallas 0	Grier	Joseph
April 20	Edmonton	Edmonton 4, Dallas 3*	Buchberger	Joseph
April 22	Edmonton	Dallas 4, Edmonton 3	Langenbrunner	Moog
April 25	Dallas	Edmonton 1, Dallas 0**	Smyth	Joseph
April 27	Edmonton	Dallas 3, Edmonton 2	Modano	Moog
April 29	Dallas	Edmonton 4, Dallas 3***	Marchant	Joseph

*** Kelly Buchberger scored at 9:15 of overtime.

** Ryan Smyth scored at 20:22 of overtime.

*** Todd Marchant scored at 12:26 of overtime.

(EDMONTON WON SERIES 4-3)

May 2	Denver	Colorado 5, Edmonton 1	Lemieux	Roy
May 4	Denver	Colorado 4, Edmonton 1	Kamensky	Roy
May 7	Edmonton	Edmonton 4, Colorado 3	Smyth	Joseph
May 9	Edmonton	Colorado 3, Edmonton 2*	Lemieux	Roy
May 11	Denver	Colorado 4, Edmonton 3	Deadmarsh	Roy

*** Claude Lemieux scored at 8:35 of overtime.

(COLORADO WON SERIES 4-1)



1998 PLAYOFFS

DATE	CITY	RESULTS
April 22	Denver	Edmonton 3, Colorado 2
April 24	Denver	Colorado 5, Edmonton 2
April 26	Edmonton	Colorado 5, Edmonton 4*
April 28	Edmonton	Colorado 3, Edmonton 1
April 30	Denver	Edmonton 3, Colorado 1
May 2	Edmonton	Edmonton 2, Colorado 0
May 4	Denver	Edmonton 4, Colorado 0

***Joe Sakic scored at 15:25 of overtime.
(EDMONTON WON SERIES 4-3)

May 7	Dallas	Dallas 3, Edmonton 1
May 9	Dallas	Edmonton 2, Dallas 0
May 11	Edmonton	Dallas 1, Edmonton 0*
May 13	Edmonton	Dallas 3, Edmonton 1
May 16	Dallas	Dallas 2, Edmonton 1

***Benoit Hogue scored at 13:07 of overtime.
(DALLAS WON SERIES 4-1)

WINNING GOAL	WINNING GOALTENDER
Mironov	Joseph
Sakic	Roy
Sakic	Roy
Lemieux	Roy
Grier	Joseph
Berehowsky	Joseph
Niinimaa	Joseph

Zubov	Belfour
Weight	Joseph
Hogue	Belfour
Hogue	Belfour
Adams	Belfour

1999 PLAYOFFS

DATE	CITY	RESULTS
April 21	Dallas	Dallas 2, Edmonton 1
April 23	Dallas	Dallas 3, Edmonton 2
April 25	Edmonton	Dallas 3, Edmonton 2
April 27	Edmonton	Dallas 3, Edmonton 2*

***Joe Nieuwendyk scored at 57:34 of overtime.
(DALLAS WON SERIES 4-0)

WINNING GOAL	WINNING GOALTENDER
Carbonneau	Belfour
Langenbrunner	Belfour
Nieuwendyk	Belfour
Nieuwendyk	Belfour

2000 PLAYOFFS

DATE	CITY	RESULTS
April 12	Dallas	Dallas 2, Edmonton 1
April 13	Dallas	Dallas 3, Edmonton 0
April 16	Edmonton	Edmonton 5, Dallas 2
April 18	Edmonton	Dallas 4, Edmonton 3
April 21	Dallas	Dallas 3, Edmonton 2

(DALLAS WON SERIES 4-1)

WINNING GOAL	WINNING GOALTENDER
Lyashenko	Belfour
Muller	Belfour
Weight	Salo
Carbonneau	Belfour
Hull	Belfour

2001 PLAYOFFS

DATE	CITY	RESULTS
April 11	Dallas	Dallas 2, Edmonton 1*
April 14	Dallas	Edmonton 4, Dallas 3
April 15	Edmonton	Dallas 3, Edmonton 2**
April 17	Edmonton	Edmonton 2, Dallas 1***
April 19	Dallas	Dallas 4, Edmonton 3****
April 21	Edmonton	Dallas 3, Edmonton 1

* Jamie Langenbrunner scored at 2:08 of overtime.

** Benoit Hogue scored at 19:48 of overtime.

*** Mike Comrie scored at 17:19 of overtime.

**** Kirk Muller scored at 8:01 of overtime.

(DALLAS WON SERIES 4-2)

WINNING GOAL	WINNING GOALTENDER
Langenbrunner	Belfour
Carter	Salo
Hogue	Belfour
M. Comrie	Salo
Muller	Belfour
Nieuwendyk	Belfour

2003 PLAYOFFS

DATE	CITY	RESULTS
April 9	Dallas	Edmonton 2, Dallas 1
April 11	Dallas	Dallas 6, Edmonton 1
April 13	Edmonton	Edmonton 3, Dallas 2
April 15	Edmonton	Dallas 3, Edmonton 1
April 17	Dallas	Dallas 5, Edmonton 2
April 19	Edmonton	Dallas 3, Edmonton 2

(DALLAS WON SERIES 4-2)

WINNING GOAL	WINNING GOALTENDER
Horcoff	Salo
Young	Turco
Dvorak	Salo
Barnes	Turco
Modano	Turco
Modano	Turco



2006 PLAYOFFS

DATE	CITY	RESULTS	WINNING GOAL	WINNING GOALTENDER
April 21	Detroit	Detroit 3, Edmonton 2*	Maltby	Legace
April 23	Detroit	Edmonton 4, Detroit 2	Winchester	Roloson
April 25	Edmonton	Edmonton 4, Detroit 3**	Stoll	Roloson
April 27	Edmonton	Detroit 4, Edmonton 2	Lidstrom	Legace
April 29	Detroit	Edmonton 3, Detroit 2	Horcoff	Roloson
May 1	Edmonton	Edmonton 4, Detroit 3	Hemsky	Roloson
***Kirk Maltby scored at 22:39 of overtime.				
** Jarret Stoll scored at 28:44 of overtime.				
(EDMONTON WON SERIES 4-2)				
May 7	San Jose	San Jose 2, Edmonton 1	Ehrhoff	Toskala
May 8	San Jose	San Jose 2, Edmonton 1	J. Thornton	Toskala
May 10	Edmonton	Edmonton 3, San Jose 2*	Horcoff	Roloson
May 12	Edmonton	Edmonton 6, San Jose 3	J. Smith	Roloson
May 14	San Jose	Edmonton 6, San Jose 3	Pisani	Roloson
May 17	Edmonton	Edmonton 2, San Jose 0	Peca	Roloson
***Shawn Horcoff scored at 42:24 of overtime.				
(EDMONTON WON SERIES 4-2)				
May 19	Anaheim	Edmonton 3, Anaheim 1	Hemsky	Roloson
May 21	Anaheim	Edmonton 3, Anaheim 1	Pisani	Roloson
May 23	Edmonton	Edmonton 5, Anaheim 4	Pisani	Roloson
May 25	Edmonton	Anaheim 6, Edmonton 3	Salei	Giguere
May 27	Anaheim	Edmonton 2, Anaheim 1	Torres	Roloson
(EDMONTON WON SERIES 4-1)				
June 5	Raleigh	Carolina 5, Edmonton 4	Brind'Amour	Ward
June 7	Raleigh	Carolina 5, Edmonton 0	Ladd	Ward
June 10	Edmonton	Edmonton 2, Carolina 1	Smyth	Markkanen
June 12	Edmonton	Carolina 2, Edmonton 1	Recchi	Ward
June 14	Raleigh	Edmonton 4, Carolina 3*	Pisani	Markkanen
June 17	Edmonton	Edmonton 4, Carolina 0	Pisani	Markkanen
June 19	Raleigh	Carolina 3, Edmonton 1	Kaberle	Ward
***Fernando Pisani scored at 3:31 of overtime.				
(CAROLINA WON SERIES 4-3)* Ken Morrow scored at 5:41 overtime				
(NY ISLANDERS WON SERIES 4-2)				



EDMONTON OILERS CAREER PLAYOFF SCORING 1979-80 TO 2014-15

PLAYER	GP	G	A	PTS	PIM	PP	SH	WG	OT	HT	ENG
1. Wayne Gretzky	120	81	171	252	56	22	9	16	2	7	6
2. Mark Messier	166	80	135	215	175	16	11	7	0	3	0
3. Jari Kurri	146	92	110	202	101	22	7	13	2	7	4
4. Glenn Anderson	164	81	102	183	314	22	0	12	3	2	2
5. Paul Coffey	94	36	67	103	167	11	3	6	0	0	0
6. Esa Tikkanen	114	51	46	97	171	12	2	6	2	3	3
7. Charlie Huddy	138	16	61	77	104	5	1	0	0	0	0
8. Craig Simpson	67	36	32	68	56	11	0	7	0	0	0
9. Kevin Lowe	172	9	43	52	156	0	2	1	0	0	0
10. Randy Gregg	130	13	37	50	121	2	1	4	1	0	0
11. Joe Murphy	53	16	29	45	42	5	0	5	2	1	0
12. Ryan Smyth	68	22	21	43	76	8	2	3	1	0	0
13. Dave Hunter	105	16	24	40	211	1	1	0	0	0	1
14. Mike Krushelnyski	68	16	23	39	68	3	0	5	0	0	1
Steve Smith	87	10	29	39	216	2	1	2	0	0	0
16. Craig MacTavish	113	13	24	37	143	1	1	2	1	0	0
17. Doug Weight	39	10	23	33	58	4	0	2	0	0	0
18. Pat Hughes	55	7	23	30	52	0	0	1	0	0	0
19. Ken Linseman	37	16	13	29	87	4	1	5	0	0	0
Willy Lindstrom	53	12	27	29	22	4	0	1	0	0	0
21. Kevin McClelland	93	10	17	27	276	0	0	1	0	0	0
22. Mark Lamb	59	7	19	26	40	1	0	2	1	0	0
23. Kelly Buchberger	78	9	15	24	116	0	0	1	1	0	0
24. Petr Klima	60	13	10	23	36	2	0	4	2	1	0
SHAWN HORCOFF	35	10	13	23	18	1	1	3	1	0	0
26. Chris Pronger	24	5	16	21	26	3	0	0	0	0	0
27. Reijo Ruotsalainen	43	4	16	20	22	2	0	1	0	0	0
28. FERNANDO PISANI	30	15	4	19	12	3	1	5	1	0	0
Bernie Nicholls	16	8	11	19	25	4	0	1	0	0	1
Kent Nilsson	21	6	13	19	6	2	0	0	0	0	2
31. Martin Gelinas	53	6	12	18	41	0	0	1	0	0	0
Lee Fogolin	78	5	13	18	115	0	1	1	1	0	0
33. Adam Graves	40	7	10	17	39	0	0	1	0	0	0
ALES HEMSKY	30	6	11	17	14	4	0	2	0	0	0
Rem Murray	62	5	12	17	18	1	0	0	0	0	1



EDMONTON OILERS ALL-TIME PLAYOFF THREE-OR-MORE GOAL GAMES

TOTAL: 26 (20 3-Goal Games, 6 4-Goal Games)

NOTE: In the NO column, the first number indicates the number of hat tricks scored in that season and the second number indicates the player's career total.

PLAYER	NO	GOALS	DATE	OPPONENT	GOALTENDER(S)
1979-80 (0; None)					
1980-81 (2; 2 3-Goal Games)					
1. Wayne Gretzky	1-1	3	April 11, 1981	vs Montreal	Richard Sevigny
2. Wayne Gretzky	2-2	3	April 19, 1981	vs NY Islanders	Billy Smith
1982 (0; None)					
1983 (6; 2 3-Goal Games, 4 4-Goal Games)					
3. Wayne Gretzky	1-3	4	April 6, 1983	vs Winnipeg	Brian Hayward
4. Mark Messier	1-1	4	April 14, 1983	vs Calgary	Reggie Lemelin
5. Wayne Gretzky	2-4	4	April 17, 1983	at Calgary	Reggie Lemelin
6. Mark Messier	2-2	3	April 17, 1983	at Calgary	Reggie Lemelin (1), Don Edwards (2)
7. Glenn Anderson	1-1	4	April 26, 1983	vs Chicago	Murray Bannerman
8. Mark Messier	3-3	3	April 26, 1983	vs Chicago	Murray Bannerman
1984 (1; 1 3-Goal Game)					
9. Jari Kurri	1-1	3	April 4, 1984	vs Winnipeg Mike Veisor (2)	Doug Soetaert (1), Mike Veisor (2)
1985 (6; 5 3-Goal Games, 1 4-Goal Games)					
10. Wayne Gretzky	1-5	3	April 25, 1985	at Winnipeg	Brian Hayward (2), Marc Behrend (1)
11. Jari Kurri	1-2	3	April 25, 1985	at Winnipeg	Brian Hayward (2), Marc Behrend (1)
12. Jari Kurri	2-3	3	May 7, 1985	vs Chicago	Murray Bannerman
13. Jari Kurri	3-4	3	May 14, 1985	vs Chicago	Murray Bannerman
14. Jari Kurri	4-5	4	May 16, 1985	at Chicago	Murray Bannerman
15. Wayne Gretzky	2-6	3	May 25, 1985	vs Philadelphia	Pelle Lindbergh
1986 (1; 1 3-Goal Game)					
16. Wayne Gretzky	1-7	3	April 24, 1986	at Calgary	Mike Vernon
1987 (1; 1 4-Goal Game)					
17. Jari Kurri	1-6	4	April 9, 1987	vs Los Angeles	Rollie Melanson (2), ENG (2)
1988 (2; 2 3-Goal Games)					
18. Glenn Anderson	1-2	3	April 6, 1988	vs Winnipeg	Daniel Berthiaume
19. Esa Tikkanen	1-1	3	May 22, 1988	at Boston	Reggie Lemelin
1989 (0; None)					
1990 (1; 1 3-Goal Game)					
20. Jari Kurri	1-7	3	May 18, 1990	at Boston	Andy Moog (2), Reggie Lemelin (1)
1991 (2; 2 3-Goal Games)					
21. Esa Tikkanen	1-2	3	April 16, 1991	at Calgary	Mike Vernon
22. Petr Klima	1-1	3	May 4, 1991	vs Minnesota	Jon Casey
1992 (2; 2 3-Goal Games)					
23. Esa Tikkanen	1-3	3	April 26, 1992	at Los Angeles	Kelly Hrudey
24. Joe Murphy	1-1	3	May 6, 1992	vs Vancouver	Kirk McLean
1993 (0; Did not qualify for playoffs.)					
1994 (0; Did not qualify for playoffs.)					
1995 (0; Did not qualify for playoffs.)					
1996 (0; Did not qualify for playoffs.)					
1997 (0; None)					
1998 (0; None)					
1999 (0; None)					
2000 (2; 2 3-Goal Games)					
25. Doug Weight	1-1	3	April 16, 2000	vs Dallas	Ed Belfour
26. Bill Guerin	1-1	3	April 18, 2000	vs Dallas	Ed Belfour
2001 (0; None)					
2002 (0; Did not qualify for playoffs.)					
2003 (0; None)					
2004 (0; Did not qualify for playoffs.)					
2006 (0; None)					
2007 (0; Did not qualify for playoffs.)					
2008 (0; Did not qualify for playoffs.)					
2009 (0; Did not qualify for playoffs.)					
2010 (0; Did not qualify for playoffs.)					
2011 (0; Did not qualify for playoffs.)					
2012 (0; Did not qualify for playoffs.)					
2013 (0; Did not qualify for playoffs.)					
2014 (0; Did not qualify for playoffs.)					
2015 (0; Did not qualify for playoffs.)					



ALL-TIME PLAYOFF GOAL SCORING BREAKDOWN

POWERPLAY GOALS

Anderson, Gretzky, Kurri 22; Messier 16; Tikkanen 12; Coffey, Simpson 11; Smyth 8; Guerin, Huddy, Murphy, Pisani 5; Hemsy, Lidstrom, Linseman, Nicholls, Weight 4; Kovalenko, Krushelnyski, Mironov, Pronger, Siltanen 3; Bergeron, Gregg, Jonsson, Klima, Nilsson, Ruotsalainen, S. Smith, Spacek, Stoll 2; Arnott, Beranek, Brewer, Callighen, Carson, Carter, Cleary, M. Comrie, Dampousse, Glynn, Grier, Horcoff, Hunter, Lamb, Lumley, MacTavish, Manson, Mellanby, Murray, Napier, Pouzar, Reasoner, Samsonov, Stavos, Torres 1.
TOTAL: 220

SHORTHANDED GOALS

Messier 11; Gretzky 9; Kurri 7; Coffey, Marchant 3; Lowe, Smyth, Tikkanen 2; Fogolin, Gregg, Horcoff, Huddy, Hunter, Linseman, MacTavish, Pisani, S. Smith 1.
TOTAL: 48

GAME WINNING GOALS

Gretzky 16; Kurri 13; Anderson 12; Messier, Simpson 7; Coffey, Tikkanen 6; Krushelnyski, Linseman, Murphy 5; Gregg, Klima 4; Horcoff, Smyth 3; Acton, Grier, Hagman, Hemsy, Lamb, MacTavish, Pouzar,

S. Smith, Weight 2; Beranek, Berehowsky, Buchberger, Callighen, Carson, Carter, M. Comrie, Dvorak, Fogolin, Gelinas, Glynn, Graves, Hannan, P. Hughes, Lacombe, Lemay, Lindstrom, Lowe, Marchant, McClelland, McSorley, Mellanby, Mironov, Niinimaa, Nicholls, Peca, Ruotsalainen, Semenko, Siltanen, J. Smith, Stoll, Torres, Winchester 1.
TOTAL: 152

OVERTIME GOALS

Anderson 3; Gretzky, Klima, Kurri, Murphy, Tikkanen 2; Buchberger, M. Comrie, Fogolin, Gregg, Horcoff, Lamb, MacTavish, Marchant, Pisani, Smyth, Stoll 1.
TOTAL: 24

EMPTY NET GOALS

Gretzky 6; Kurri 4; Tikkanen 3; Anderson, Nilsson 2; Callighen, Glynn, Grier, Harvey, Hunter, Krushelnyski, Lumley, Murray, Nicholls, Peca, Pouzar, Stoll 1.
TOTAL: 29

EDMONTON OILERS ALL-TIME PLAYOFF GOALTENDING RECORDS 1979-80 TO 2014-15

GOALTENDER	GP	MINS	GA	EN	SO	GAA	RECORD	PCT.
Eldon Reddick	1	2	0	0	0	0.00	0-0	—
Bob Essensa	1	27	1	0	0	2.22	0-0	—
Jussi Markkanen	7	374	14	1	1	2.25	3-3	.500
Dwayne Roloson	18	1160	45	1	1	2.33	12-5	.706
Curtis Joseph	24	1483	59	2	5	2.39	10-14	.417
Tommy Salo	21	1342	58	2	0	2.59	5-16	.238
Bill Ranford	41	2445	118	1	3	2.90	25-16	.610
Ron Tugnutt	2	60	3	0	0	3.00	0-0	—
Grant Fuhr	111	6258	330	9	2	3.03	74-32	.698
Andy Moog	37	1938	101	3	0	3.13	23-9	.719
Ron Low	3	212	12	0	0	3.40	0-3	.000
Gary Edwards	1	20	2	0	0	6.00	0-0	—
Ty Conklin	1	6	1	0	0	10.00	0-1	.000
TOTALS	251	15596	760	19	12	2.92	152-99	.606

NOTE: The team totals and individual totals do not coincide due to the cancelled game of May 24, 1988 at Boston. Individual statistics for that game were counted in the players' totals but not in team totals.



EDMONTON OILERS NATIONAL HOCKEY LEAGUE PLAYOFF "FIRSTS"

FIRST GOAL:

AWAY – Dave Lumley, 1st pd. 14:09,
Apr. 8/80, at Philadelphia
HOME – Wayne Gretzky, 1st pd. 15:55,
Apr. 11/80, vs Philadelphia

FIRST ASSISTS:

AWAY – Wayne Gretzky & Blair MacDonald,
1st pd. 14:09, Apr. 8/80,
at Philadelphia
HOME – Brett Callighen & Blair MacDonald,
1st pd. 15:55, Apr. 11/80,
vs Philadelphia

FIRST GAME WINNING GOAL:

AWAY – Brett Callighen, 3rd pd. 1:14,
Apr. 8/81, at Montreal
HOME – Wayne Gretzky, 2nd pd. 8:15,
Apr. 11/81, vs Montreal

FIRST OVERTIME GOAL:

HOME – Wayne Gretzky, 1st ot pd. 6:20,
Apr. 8/82, vs Los Angeles
AWAY – Glenn Anderson, 1st ot pd. 0:46,
Apr. 13/85 vs Los Angeles

FIRST MINOR PENALTY:

AWAY – Stan Weir, 1st pd. 16:18, hooking,
Apr. 8/80
HOME – Lee Fogolin, 1st pd. 16:42,
crosschecking, Apr. 11/80,
vs Philadelphia

FIRST MAJOR PENALTY:

AWAY – Pat Price, 3rd pd. 13:01, fighting,
Apr. 9/80
HOME – Dave Hunter, fighting,
Dave Lumley, slashing, fighting,
2nd pd. 17:43, Apr. 11/80,
vs Philadelphia

FIRST TWO GOAL GAME:

AWAY – Jari Kurri, Apr. 8/81, at Montreal
HOME – Wayne Gretzky, Apr. 11/81,
vs Montreal

FIRST THREE GOAL GAME:

HOME – Wayne Gretzky, Apr. 11/81,
vs Montreal
AWAY – Wayne Gretzky, Apr. 17/83,
at Calgary

FIRST POWERPLAY GOAL:

AWAY – Dave Lumley, 1st pd. 14:09,
Apr. 8/80, at Philadelphia
HOME – Wayne Gretzky, 2nd pd. 16:44,
Apr. 19/81, vs NY Islanders

FIRST SHORTHANDED GOAL:

HOME – Mark Messier, 1st pd. 17:16,
Apr. 11/80, vs Philadelphia
AWAY – Wayne Gretzky, 1st pd. 19:23,
Apr. 10/82, at Los Angeles

FIRST SHUTOUT:

HOME – Grant Fuhr, April 8/89, vs Los Angeles
AWAY – Grant Fuhr, May 10/84, at NY Islanders

FIRST OPPONENT GOAL:

AWAY – Paul Holmgren, 1st pd. 0:56,
Apr. 8/80, at Philadelphia
HOME – Behn Wilson, 2nd pd. 4:24,
Apr. 11/80, vs Philadelphia

FIRST OPPONENT ASSISTS:

AWAY – Ken Linseman & Bob Dailey, 1st pd. 0:56,
Apr. 8/80, at Philadelphia
HOME – Bob Kelly & Paul Holmgren, 2nd pd.
4:24, Apr. 11/80, vs Philadelphia

FIRST OPPONENT GAME-WINNING GOAL:

AWAY – Bobby Clarke, 1st ot pd. 8:06,
Apr. 8/80, at Philadelphia
HOME – Ken Linseman, 2nd ot pd. 3:56,
Apr. 11/80, vs Philadelphia

FIRST OPPONENT OVERTIME GOAL:

AWAY – Bobby Clarke, 1st ot pd. 8:06,
Apr. 8/80, at Philadelphia
HOME – Ken Linseman, 2nd ot pd. 3:56,
Apr. 11/80, vs Philadelphia

FIRST OPPONENT GOAL MINOR PENALTY:

AWAY – Al Hill, 1st pd. 2 min. - fighting, 5:37,
Apr 8/80
HOME – Behn Wilson, 1st pd. 4:27, hooking,
Apr. 11/80, vs Philadelphia

FIRST OPPONENT MAJOR PENALTY:

AWAY – Paul Holmgren, 3rd pd. 13:01,
fighting, Apr. 9/80
HOME – Mike Busniuk, Jim Watson,
fighting, 2nd pd. 17:43, Apr. 11/80,
vs Philadelphia

FIRST OPPONENT TWO GOAL GAME:

AWAY – Clark Gillies, Apr. 16/81, at NY Islanders
HOME – Marcel Dionne, Apr. 7/82, vs Los Angeles

FIRST OPPONENT THREE GOAL GAME:

AWAY – Denis Potvin, Apr. 17/81, at NY Islanders
HOME – Paul Reinhart, Apr. 14/83, vs Calgary

FIRST OPPONENT POWERPLAY GOAL:

AWAY – Bobby Clarke, 2nd pd. 4:08,
Apr. 9/80, at Philadelphia
HOME – Mike Bossy, 2nd pd. 12:30,
Apr. 19/81, vs NY Islanders

FIRST OPPONENT SHORTHANDED GOAL:

AWAY – Denis Potvin, 3rd pd. 10:50,
Apr. 16/81, at NY Islanders
HOME – Paul Reinhart, 3rd pd. 13:01,
Apr. 14/83, vs Calgary

FIRST OPPONENT SHUTOUT:

HOME – Billy Smith, April 10/83 vs NY Islanders
AWAY – Kirk McLean, May 4/92 at Vancouver



EDMONTON OILERS INDIVIDUAL PLAYOFF RECORDS

GAMES

MOST GAMES:

172 – Kevin Lowe, 1980 through 1992 & 1997 through 1998

MOST GAMES APPEARED IN BY A GOALTENDER:

111 – Grant Fuhr 1982 through 1991

MOST CONSECUTIVE COMPLETE GAMES BY A GOALTENDER:

51 – Grant Fuhr April 12/86 through April 15/89

MOST CONSECUTIVE COMPLETE GAMES BY A GOALTENDER, ONE SEASON:

18 – Grant Fuhr, April 6/88 through May 26/88

17 – Dwayne Roloson, April 21 through May 27/06

GOALS

MOST GOALS:

92 – Jari Kurri, in 146 games (NHL Record)

MOST GAMES SCORING THREE-OR-MORE GOALS:

7 – Wayne Gretzky, 5 three goal games, 2 four-goal games

– Jari Kurri, 5 three-goal games 2 four-goal games

MOST GAMES SCORING THREE OR-MORE GOALS, ONE PLAYOFF SEASON:

4 – Jari Kurri, 1985, 3 three-goal games
1 four-goal game (NHL record)

MOST GAMES SCORING THREE-OR-MORE GOALS, ONE PLAYOFF SERIES:

3 – Jari Kurri, 1985 Conference Finals vs Chicago (NHL record)

MOST GOALS, ONE PLAYOFF YEAR:

19 – Jari Kurri, 1985 through 18 games (NHL record)

MOST GOALS, ONE PLAYOFF YEAR, ROOKIE:

5 – Glenn Anderson, 1981

5 – Jari Kurri, 1981

MOST GOALS, ONE PLAYOFF YEAR, DEFENCEMAN:

12 – Paul Coffey, 1985 through 18 games (NHL record)

MOST GOALS, IN FINAL SERIES:

7 – Wayne Gretzky, 1985 in six games (NHL record)

MOST GOALS IN SEMI-FINAL OR

QUARTER-FINAL SERIES:

8 – Mark Messier, 1983 Quarter-final vs Calgary

MOST GOALS IN ONE SERIES (OTHER THAN FINAL):

12 – Jari Kurri, 1985 vs Chicago in Conference Final (NHL record)

MOST GOALS, ONE GAME:

Edmonton: 4

– Wayne Gretzky, vs Winnipeg, April 6/83, Edmonton won 6-3

– Mark Messier, vs Calgary, April 14/83, Edmonton won 6-3

– Wayne Gretzky, at Calgary, April 17/83, Edmonton won 10-2

– Glenn Anderson, vs Chicago, April 26/83, Edmonton won 8-2

– Jari Kurri, at Chicago, May 16/85, Edmonton won 8-2

– Jari Kurri, vs Los Angeles, April 9/87, Edmonton won 13-3

Opposition: 3

– Denis Potvin, at NY Islanders, April 17/81, New York won 6-3

– Paul Reinhart, vs Calgary, April 14/83, Edmonton won 6-3

– Clark Gillies, at NY Islanders, May 12/84, New York won 6-1

– Chris Kontos, at Los Angeles, April 6/89, Los Angeles won 5-2

– Luc Robitaille, at Los Angeles, April 26/91, Los Angeles won 5-2

MOST GOALS, ONE ROAD GAME:

Edmonton: 4

– Wayne Gretzky, at Calgary, April 17/83, Edmonton won 10-2 (Ties NHL record)

– Jari Kurri, at Chicago, May 16/85, Edmonton won 8-2 (Ties NHL record)

Opposition: 3

– Paul Reinhart, vs Calgary, April 14/83, Edmonton won 6-3

MOST GOALS, ONE PERIOD:

Edmonton: 3

– Wayne Gretzky, vs Winnipeg, April 6/83, 2nd period, Edmonton won 6-3

– Wayne Gretzky, vs Philadelphia, May 25/85, 1st period, Edmonton won 4-3

– Glenn Anderson, vs Winnipeg, April 6/88, 3rd period, Edmonton won 7-4

– Petr Klima, vs Minnesota, May 4/91, 1st period, Edmonton won 7-2

Opposition: 2

– has occurred 24 times in Oilers playoff history. Most recent, Ray Whitney, at Carolina, June 5/06, 3rd period, Carolina won 5-4

MOST GAME-WINNING GOALS:

16 – Wayne Gretzky, in 120 games

MOST GAME-WINNING GOALS, ONE PLAYOFF YEAR:

5 – Jari Kurri, 1987

Fernando Pisani, 2006

MOST OVERTIME GOALS:

3 – Glenn Anderson, in 164 games

MOST OVERTIME GOALS, ONE PLAYOFF YEAR:

2 – Esa Tikkanen, 1991



MOST OVERTIME GOALS, ONE PLAYOFF SERIES:

- 1 – Wayne Gretzky, 1982 Division Semi-finals vs Los Angeles
- Randy Gregg, 1984 Division Semi-finals vs Winnipeg
- Glenn Anderson, 1985 Division Semi-finals vs Los Angeles
- Lee Fogolin, 1985 Division Semi-finals vs Los Angeles
- Glenn Anderson, 1986 Division Finals vs Calgary
- Glenn Anderson, 1987 Division Finals vs Winnipeg
- Jari Kurri, 1987 Stanley Cup Finals vs Philadelphia
- Wayne Gretzky, 1988 Division Finals vs Calgary
- Jari Kurri, 1988 Conference Final vs Detroit
- Mark Lamb, 1990 Division Semi-Finals vs Winnipeg
- Joe Murphy, 1990 Division Finals vs Los Angeles
- Petr Klima, 1990 Stanley Cup Final vs Boston
- Esa Tikkanen, 1991 Division Semi-Final vs Calgary
- Petr Klima, 1991 Division Final vs Los Angeles
- Esa Tikkanen, 1991 Division Final vs Los Angeles
- Craig MacTavish, 1991 Division Final vs Los Angeles
- Joe Murphy, 1992 Division Final vs Vancouver
- Kelly Buchberger, 1997 Conference Quarter-Final vs Dallas
- Ryan Smyth, 1997 Conference Quarter-Final vs Dallas
- Todd Marchant, 1997 Conference Quarter-Final vs Dallas
- Mike Comrie, 2001 Conference Quarter-Final vs Dallas
- Jarret Stoll, 2006 Conference Quarter-Final vs Detroit
- Shawn Horcoff, 2006 Conference Semi-Final vs San Jose
- Fernando Pisani, 2006 Stanley Cup Final vs Carolina

ASSISTS

MOST ASSISTS:

- 171 – Wayne Gretzky, in 120 games (NHL record)

MOST ASSISTS, ONE PLAYOFF YEAR:

- 31 – Wayne Gretzky, 1988 (NHL record)

MOST ASSISTS, ONE PLAYOFF YEAR, DEFENCEMAN:

- 25 – Paul Coffey, 1985 (NHL record)

MOST ASSISTS, IN FINAL SERIES:

- 10 – Wayne Gretzky, 1988 vs Boston (NHL record)

MOST ASSISTS, IN SEMI-FINAL OR QUARTER-FINAL SERIES:

- 10 – Wayne Gretzky, 1983 Semi-final vs Chicago (Ties NHL record)

MOST ASSISTS IN ONE SERIES (OTHER THAN FINAL):

- 14 – Wayne Gretzky, 1985 Conference Final vs Chicago (NHL record)

MOST ASSISTS, ONE GAME:

Edmonton: 6

- Wayne Gretzky, vs Los Angeles, April 9/87, Edmonton won 13-3 (Ties NHL record)

Opposition: 4

- Duane Sutter, vs NY Islanders, May 12/83, New York won 6-3
- Wayne Gretzky, at Los Angeles, April 20/92, Los Angeles won 8-5
- Sandis Ozolinsh, vs Colorado, April 26/98, Colorado won 5-4 (OT)

MOST ASSISTS, ONE PERIOD:

Edmonton: 3

- Wayne Gretzky, at Montreal, April 8/81, 1st period, Edmonton won 6-3 (Ties NHL record)
- Wayne Gretzky, vs Chicago, April 24/83, 3rd period, Edmonton won 8-4 (Ties NHL record)
- Paul Coffey, vs Chicago, May 4/85, 2nd period, Edmonton won 11-2 (Ties NHL record)
- Randy Gregg, vs Chicago, May 4/85, 3rd period, Edmonton won 11-2 (Ties NHL record)
- Paul Coffey, vs Chicago, May 14/85, 2nd period, Edmonton won 10-5 (Ties NHL record)
- Wayne Gretzky, vs Los Angeles, April 9/87, first period, Edmonton won 13-3 (Ties NHL record)
- Wayne Gretzky, vs Los Angeles, April 12/87, third period, Edmonton won 6-3 (Ties NHL record)
- Glenn Anderson, vs Detroit, May 13/87, third period, Edmonton won 6-3 (Ties NHL record)
- Mark Messier, vs Winnipeg, April 6/88, third period, Edmonton won 7-4. (Ties NHL Record)
- Esa Tikkanen, vs Minnesota, May 4/91, first period, Edmonton won 7-2. (Ties NHL Record)
- Chris Pronger, at Detroit, April 29/06, second period, Edmonton won 3-1. (Ties NHL Record)

Opposition: 3

- Steve Payne, vs Minnesota, April 26/84, 2nd period, Edmonton won 4-3
- Chris Chelios, at Chicago, May 18/92, 3rd period, Chicago won 4-2

**MOST ASSISTS, ONE ROAD GAME:**

- Edmonton: 5
- Wayne Gretzky, at Montreal, April 8/81, Edmonton won 6-3 (NHL record)
- Opposition: 4
- Duane Sutter, vs NY Islanders, May 12/83, New York won 6-3
- Sandis Ozolinsh, vs Colorado, April 26/98, Colorado won 5-4 (OT)

POINTS**MOST POINTS:**

- 252 – Wayne Gretzky, in 120 games (81 goals -171 assists) (NHL record)

MOST POINTS, ONE PLAYOFF YEAR

- 47 – Wayne Gretzky, 1985 (17 goals - 30 assists) (NHL record)

MOST POINTS, ONE PLAYOFF YEAR, ROOKIE:

- 12 – Glenn Anderson, 1981 (5 goals - 7 assists)
- Jari Kurri, 1981 (5 goals - 7 assists)

MOST POINTS, ONE PLAYOFF YEAR, DEFENCEMAN:

- 37 – Paul Coffey, 1985 (12 goals - 25 assists) (NHL record)

MOST POINTS IN ONE SERIES (OTHER THAN FINAL):

- 18 – Wayne Gretzky in 1985 through 6 games vs Chicago in Conference Final. (4 goals, 14 assists) Edmonton won series 4-2

MOST POINTS, IN FINAL SERIES:

- 13 – Wayne Gretzky, 1988 (3 goals, 10 assists) vs Boston. (NHL record)

MOST POINTS, IN SEMI FINAL OR**QUARTER-FINAL SERIES:**

- 14 – Wayne Gretzky, 1983 Quarter-Final vs Calgary (6 goals - 8 assists)

MOST POINTS, ONE GAME:

- Edmonton: 7
- Wayne Gretzky, at Calgary, April 17/83, 4 goals, 3 assists, Edmonton won 10-2 (NHL record)
- Wayne Gretzky, at Winnipeg, April 25/85, 3 goals, 4 assists, Edmonton won 8-3 (Ties NHL record)
- Wayne Gretzky, vs Los Angeles, April 9/87, 1 goal, 6 assists, Edmonton won 13-3 (Ties NHL record)

Opposition: 5

- Denis Potvin, at NY Islanders, April 17/81, 3 goals, 2 assists, New York won 6-3
- Peter Forsberg, at Colorado, April 24/98, 2 goals, 3 assists, Colorado won 5-2

MOST POINTS, ONE ROAD GAME:

- Edmonton: 7
- Wayne Gretzky, at Calgary, April 17/83, 4 goals, 3 assists, Edmonton won 10-2 (NHL record)

- Wayne Gretzky, at Winnipeg, April 25/85, 3 goals, 4 assists, Edmonton won 8-3 (Ties NHL record)

Opposition: 4

- Daryl Evans, vs Los Angeles, April 7/82, 2 goals, 2 assists, Los Angeles won 10-8
- Duane Sutter, vs NY Islanders, May 12/83, 4 assists, New York won 6-3

MOST POINTS, ONE GAME, DEFENCEMAN:**Edmonton: 6**

- Paul Coffey, vs Chicago, May 14/85, 1 goal, 5 assists, Edmonton won 10-5 (NHL record)

Opposition: 5

- Denis Potvin, at NY Islanders, April 17/81, 3 goals, 2 assists, New York won 6-3 (Ties NHL record)

MOST POINTS, ONE PERIOD:**Edmonton: 4**

- Wayne Gretzky, vs Los Angeles, April 12/87, 3rd period, 1 goal, 3 assists, Edmonton won 6-3 (Ties NHL record)
- Glenn Anderson, vs Winnipeg, April 6/88, 3rd period, 3 goals, 1 assist. Edmonton won 7-4 (Ties NHL record)

Opposition: 3

- Denis Potvin, at NY Islanders, April 17/81, 2nd period, 2 goals, 1 assist, New York won 6-3
- Daryl Evans, vs Los Angeles, April 7/82, 2nd period, 2 goals, 1 assist, Los Angeles won 10-8
- Steve Payne, vs Minnesota, April 26/84, 2nd period, 3 assists, Edmonton won 4-3
- Brad Maxwell, at Minnesota, April 28/84, 2nd period, 1 goal, 2 assists, Edmonton won 8-5
- Luc Robitaille, at Los Angeles, April 24/90, 2nd period, 1 goal, 2 assists, Edmonton won 6-5 in overtime
- Theoren Fleury, at Calgary, April 16/91, 1st period, 1 goal, 2 assists, Edmonton won 5-4 in overtime
- Chris Chelios, at Chicago, May 18/92, 3rd period, 3 assists, Chicago won 4-2

PENALTIES**MOST PENALTIES, ONE GAME:****Edmonton: 7**

- Lee Fogolin, at Calgary, April 18/83, 4 minors, 2 majors, and 1 game misconduct

Opposition: 6

- Marty McSorley, at Los Angeles, April 26/91, 3 minors, 2 majors and 1 game misconduct

MOST PENALTIES, ONE PERIOD:**Edmonton: 4**

- Dave Semenko, at Calgary, April 17/83, 1st period, 1 major, 1 match penalty, 1 10-minute misconduct, 1 game misconduct



- Lee Fogolin, at Calgary, April 18/83, 1st period, 3 minors, 1 major
- Ethan Moreau, at Dallas, April 11/03, 3rd period, 4 minors

Opposition: 5

- Marty McSorley, at Los Angeles, April 26/91, 3rd period, 2 minors, 2 majors, 1 game misconduct

PENALTY MINUTES

MOST PENALTY MINUTES:

314 – Glenn Anderson in 164 games

MOST PENALTY MINUTES, ONE PLAYOFF YEAR:

75 – Kevin McClelland, 1985

MOST PENALTY MINUTES, BY A GOALTENDER, CAREER:

14 – Grant Fuhr in 111 games

14 – Dwayne Roloson in 18 games

MOST PENALTY MINUTES, BY A GOALTENDER, ONE PLAYOFF YEAR:

14 – Dwayne Roloson, 2006

MOST PENALTY MINUTES, ONE GAME:

Edmonton: 30

- Dave Semenko, at Calgary, April 17/83, 1 major, 1 match penalty, 1 10 minute misconduct, 1 game misconduct

Opposition: 29

- Tim Hunter, at Calgary, April 18/83, 2 minors, 1 major, 2 10-minute misconducts

MOST PENALTY MINUTES, ONE PERIOD:

Edmonton: 30

- Dave Semenko, at Calgary, April 17/83, 1st period, 1 major, 1 match penalty, 1 10-minute misconduct, 1 game misconduct

Opposition: 25

- Jim Peplinski, at Calgary, April 17/83, 1st period, 1 major, 2 game misconducts

POWERPLAY GOALS

MOST POWERPLAY GOALS:

22 – Wayne Gretzky, in 120 games

– Jari Kurri, in 146 games

– Glenn Anderson, in 164 games

MOST POWERPLAY GOALS, ONE PLAYOFF YEAR:

7 – Mark Messier, 1988

MOST POWERPLAY GOALS, ONE PLAYOFF SERIES:

4 – Bernie Nicholls, 1992 Division Semi-finals vs Los Angeles

– Bill Guerin, 1998 Conference Quarter-finals vs Colorado

MOST POWERPLAY GOALS, ONE GAME:

Edmonton: 3

- Jari Kurri, vs Los Angeles, April 9/87, Edmonton won 13-3 (Ties NHL record)

Opposition: 3

- Denis Potvin, at NY Islanders, April 17/81, New York won 6-3 (Ties NHL record)

MOST POWERPLAY GOALS, ONE PERIOD:

Edmonton: 2

- Jari Kurri, vs Los Angeles, April 9/87, third period, Edmonton won 13-3

Opposition: 2

- Denis Potvin, at NY Islanders, April 17/81, 2nd period, New York won 6-3

- Paul Coffey, vs Los Angeles, April 20/92, 1st period, Los Angeles won 8-5

SHORTHANDED GOALS

MOST SHORTHANDED GOALS:

11 – Mark Messier in 166 games

MOST SHORTHANDED GOALS, ONE PLAYOFF YEAR:

3 – Wayne Gretzky, 1983

MOST SHORTHANDED GOALS, ONE PLAYOFF SERIES:

2 – Mark Messier, 1983 Division Finals

vs Calgary

– Jari Kurri, 1983 Conference Finals vs Chicago

– Wayne Gretzky, 1983 Division Semi-finals vs Winnipeg

– Wayne Gretzky, 1985 Division Final vs Winnipeg

– Kevin Lowe, 1987 Stanley Cup Final vs Philadelphia

– Todd Marchant, 1997 Conference Semi-Final vs Colorado

MOST SHORTHANDED GOALS, ONE GAME:

Edmonton: 2

- Wayne Gretzky, vs Winnipeg, April 6/83, Edmonton won 6-3 (Ties NHL record)

– Jari Kurri, vs Chicago, April 24/83, Edmonton won 8-4 (Ties NHL record)

– Wayne Gretzky at Winnipeg, April 25/85, Edmonton won 8-3 (Ties NHL record)

Opposition: 1

MOST SHORTHANDED GOALS, ONE PERIOD:

Edmonton: 2

- Jari Kurri, vs Chicago, April 24/83, 3rd period, Edmonton won 8-4 (Ties NHL record)

(Ties NHL record)

Opposition: 1

STREAKS AND GOALTENDER RECORDS

MOST WINS BY A GOALTENDER, ONE PLAYOFF YEAR:

16 – Grant Fuhr, 1988, in 18 games (NHL record)

– Bill Ranford, 1990, in 22 games (NHL record)

MOST CONSECUTIVE WINS BY A GOALTENDER, ONE PLAYOFF YEAR:

9 – Grant Fuhr, April 10/85 through May 7/85

MOST MINUTES PLAYED BY A GOALTENDER:

6528 – Grant Fuhr, 1982 through 1991

MOST MINUTES PLAYED BY A GOALTENDER, ONE PLAYOFF YEAR:

1401 – Bill Ranford, 1990

**MOST CAREER PLAYOFF SHUTOUTS:**

5 – Curtis Joseph, in 24 games,
1997 through 1998

MOST SHUTOUTS, ONE PLAYOFF YEAR:

3 – Curtis Joseph, 1997-98

MOST SHUTOUTS, ONE PLAYOFF SERIES:

2 – Curtis Joseph, 1997 Conference Quarter-Final
vs Dallas
2 – Curtis Joseph, 1998 Conference Quarter-Final
vs Colorado

LONGEST SHUTOUT SEQUENCE:

166 Minutes, 54 Seconds
– Curtis Joseph shutout Colorado for final
43:40 on April 30/98, for 60:00 on both
May 2/98 and May 4/98 and Dallas for
initial 3:14 on May 7/98.

MOST SHOTS FACED, ONE GAME

57 – Dwayne Roloson, at Detroit,
April 21/06. Detroit won 3-2 (OT).

MOST SAVES, ONE GAME

54 – Dwayne Roloson, at Detroit,
April 21/06. Detroit won 3-2 (OT).

MOST ASSISTS BY A GOALTENDER, CAREER

12 – Grant Fuhr in 111 games.

MOST ASSISTS BY A GOALTENDER,**ONE PLAYOFF YEAR:**

3 – Grant Fuhr, 1984 & 1985
2 – Grant Fuhr, 1991
2 – Bill Ranford, 1990
2 – Dwayne Roloson, 2006

MOST PENALTY SHOTS FACED,**ONE PLAYOFF YEAR AND SERIES:**

2 – Grant Fuhr, 1985 Stanley Cup Final
Series vs Philadelphia, May 28,
May 30, 1985 (NHL record)

MOST PENALTY SHOTS STOPPED,**ONE PLAYOFF YEAR AND SERIES:**

2 – Grant Fuhr, 1985 Stanley Cup Final
Series vs Philadelphia, May 28,
May 30, 1985 (NHL record)

LONGEST CONSECUTIVE GOAL-SCORING STREAK:

6 games
– Esa Tikkanen, April 10/90 through
April 20/90, 7 goals

**LONGEST CONSECUTIVE GOAL-SCORING STREAK, ONE
PLAYOFF YEAR:**

6 games
– Esa Tikkanen, April 10/90 through
April 20/90, 7 goals

LONGEST CONSECUTIVE ASSIST-SCORING STREAK:

9 games
– Glenn Anderson, April 20/85 through
May 16/85, 13 assists

**LONGEST CONSECUTIVE ASSIST-SCORING STREAK,
ONE PLAYOFF YEAR:**

9 games
– Glenn Anderson, April 20/85 through
May 16/85, 13 assists

LONGEST CONSECUTIVE POINT-SCORING STREAK:

18 games
– Wayne Gretzky, April 11/80 through
April 9/83, 17 goals, 25 assists,
42 points

**LONGEST CONSECUTIVE POINT-SCORING STREAK, ONE
PLAYOFF YEAR:**

17 games
– Wayne Gretzky, April 9/88 through
May 26/88, 12 goals, 29 assists, 41 points

FASTEST GOALS**FASTEST OPENING GOAL:**

Edmonton: 10 Seconds
– Glenn Anderson, at Boston, May 24/88.
Score tied at 3-3 when game was cancelled
due to power failure at Boston Garden
Opposition: 10 Seconds
– John Byce, Boston at Edmonton,
May 20/90. Boston won 2-1

FASTEST GOAL FROM THE START OF A PERIOD:

Edmonton: 9 Seconds
– Wayne Gretzky, vs Winnipeg, April 6/83,
2nd period, Edmonton won 6-3
(Ties NHL record)
– Mark Messier, at Calgary, April 16/84,
3rd period, Edmonton won 5-3
(Ties NHL record)
Opposition: 11 Seconds
– Neal Broten, vs Minnesota, April 26/84,
2nd period, Edmonton won 4-3

FASTEST TWO GOALS:

Edmonton: 15 Seconds
– Wayne Gretzky, vs Philadelphia,
May 25/85. Goals: 1st period – 1:10, 1:25,
Edmonton won 4-3
Opposition: 22 Seconds
– Pat LaFontaine, vs NY Islanders,
May 19/84. Goals: 3rd period – 0:13, 0:35,
Edmonton won 5-2

FASTEST THREE GOALS:

Edmonton: 5 Minutes, 13 Seconds
– Petr Klima, vs Minnesota, May 4/91.
Goals: 1st period – 6:14, 8:23, 11:27,
Edmonton won 7-2
Opposition: 18 Minutes, 34 Seconds
– Luc Robitaille, at Los Angeles,
April 26/91. Goals: 1st period
15:08, 19:03, 2nd period – 13:42,
Los Angeles won 5-2

FASTEST FOUR GOALS:

Edmonton: 16 Minutes, 50 Seconds
– Wayne Gretzky, vs Winnipeg, April 6/83.
Goals: 1st period – 15:58,
2nd period – 0:09, 5:52, 12:48,
Edmonton won 6-3
Opposition:
– has not occurred in Oilers playoff history



FASTEST ASSISTS

FASTEST TWO ASSISTS:

Edmonton: 15 Seconds

– Paul Coffey, vs Philadelphia, May 25/85.

Goals: Wayne Gretzky, 1st period -1:10, 1:25, Edmonton won 4-3

Opposition: 22 Seconds

– Clark Gillies, vs NY Islanders, May 19/84.

Goals: Pat LaFontaine, 3rd period - 0:13, 0:35, Edmonton won 5-2

FASTEST THREE ASSISTS:

Edmonton: 7 Minutes, 24 Seconds

– Wayne Gretzky, at Winnipeg, April 25/85.

Goals: 2nd period - Jari Kurri 0:54, 1:18, Glenn Anderson 8:18, Edmonton won 8-3

Opposition: 9 Minutes, 19 Seconds

– Steve Payne, vs Minnesota, April 26/84.

Goals: 2nd period - Neal Broten 0:11, Willi Plett 2:37, Brian Bellows 10:30, Edmonton won 4-3

FASTEST FOUR ASSISTS:

Edmonton: 21 Minutes, 18 Seconds

– Glenn Anderson, vs Detroit, May 13/87.

Goals: 2nd period - Mark Messier 18:23, 3rd period - Mark Messier 4:48, Kent Nilsson 19:11 and 19:41.

Edmonton won 6-3

Opposition: 39 Minutes, 50 Seconds

– Duane Sutter, vs NY Islanders,

May 12/83 Goals: 1st period – Tomas Jonsson 14:21, 2nd period – Bob Bourne 8:03, Brent Sutter 8:41 3rd period - Brent Sutter 14:11, New York won 6-3

FASTEST FIVE ASSISTS:

Edmonton: 51 Minutes, 15 Seconds

– Wayne Gretzky, vs Los Angeles,

April 9/87. Goals: 1st period - Jari Kurri 6:26, Esa Tikkanen 14:09, 2nd period – Kent Nilsson 14:05, 3rd period – Jari Kurri 7:30 and 17:41.

Edmonton won 13-3

Opposition:

– has not occurred in Oilers playoff history

EDMONTON OILERS TEAM PLAYOFF RECORDS

GAMES, WINS, AND LOSSES

MOST CONSECUTIVE PLAYOFF APPEARANCES:

13 – 1980 through 1992

MOST GAMES PLAYED, ONE PLAYOFF YEAR:

24 – 2006

MOST WINS, ONE PLAYOFF YEAR:

16 – 1987, 1988, 1990

MOST HOME WINS, ONE PLAYOFF YEAR:

11 – 1988

MOST ROAD WINS, ONE PLAYOFF YEAR:

8 – 1990

MOST CONSECUTIVE PLAYOFF GAME VICTORIES:

12 – May 15/84 through May 7/85
(NHL record)

MOST CONSECUTIVE VICTORIES,

ONE PLAYOFF YEAR:

9 – April 10/85 through May 7/85

MOST CONSECUTIVE PLAYOFF GAME LOSSES:

7 – May 11/98 through April 27/99

MOST CONSECUTIVE PLAYOFF GAME LOSSES,

ONE PLAYOFF YEAR

4 – May 10/83 to May 17/83

May 16/92 to May 22/92

April 21/99 to April 27/99

OVERTIME

MOST OVERTIME GAMES, ONE PLAYOFF YEAR:

6 – 1991

MOST CONSECUTIVE OVERTIME GAMES, ONE PLAYOFF YEAR:

5 – April 14/91 through April 22/91
(3 wins, 2 losses)

MOST OVERTIME GAMES, ONE PLAYOFF SERIES:

4 – Oilers vs Los Angeles, 1991 Smythe Division Final. Edmonton won series 4-2

– Oilers vs Dallas, 2001 Western Conference Quarter Final. Dallas won series 4-2

MOST CONSECUTIVE OVERTIME GAMES, ONE PLAYOFF SERIES:

3 – Oilers vs Los Angeles, 1991 Smythe Division Final, Games 1-3. Edmonton won series 4-2.

3 – Oilers vs Dallas, 2001 Western Conference Quarter Final, Games 3-5. Dallas won series 4-2.

MOST OVERTIME VICTORIES, ONE PLAYOFF SERIES:

3 – Oilers vs Los Angeles, 1991 Smythe Division Final. Edmonton won series 4-2.

3 – Oilers vs Dallas, 1997 Western Conference Quarter Final. Edmonton won series 4-3.

**MOST OVERTIME LOSSES, ONE PLAYOFF SERIES:**

3 – Oilers vs Dallas, 2001 Western Conference Quarter Final. Dallas won series 4-2.

LONGEST OVERTIME:

55 Minutes, 13 Seconds

– Oilers at Boston, May 15/90, Edmonton won 3-2. Winning goal: Petr Klima (Jari Kurri, Craig MacTavish) at 15:13 of 3rd overtime period

SHORTEST OVERTIME:

21 Seconds

– Oilers vs Winnipeg, April 5/84, Edmonton won 5-4. Winning goal: Randy Gregg (Mark Messier, Glenn Anderson) 0:21 of the 1st overtime period

GOALS**MOST GOALS, BOTH TEAMS, THREE-GAME SERIES:**

25 – Oilers vs Winnipeg, 1984 Division Semi-final, Edmonton won series 3-0 outscoring Winnipeg 18-7

MOST GOALS, ONE TEAM, THREE-GAME SERIES:

Edmonton: 18

– Oilers vs Winnipeg, 1984 Division Semi-final, Edmonton won series 3-0 outscored Winnipeg 18-7

Opposition: 12

– Oilers vs Philadelphia, 1980 Preliminary Round, Philadelphia won series 3-0 and outscored Edmonton 12-6

MOST GOALS, BOTH TEAMS, FOUR-GAME SERIES:

36 – Oilers vs Chicago, 1983 Conference Finals, Edmonton won series 4-0 and outscored Chicago 25-11

MOST GOALS, ONE TEAM, FOUR-GAME SERIES:

Edmonton: 25

– Oilers vs Chicago, 1983 Conference Finals, Edmonton won series 4-0 and outscored Chicago 25-11

Opposition: 21

– Oilers vs Chicago, 1992 Conference Finals, Chicago won series 4-0 and outscored Edmonton 21-8

MOST GOALS, BOTH TEAMS, FIVE-GAME SERIES:

52 – Oilers vs Los Angeles, 1987 Division Semi-Finals, Edmonton won series 4-1 and outscored Los Angeles 32-20 (NHL record)

MOST GOALS, ONE TEAM, FIVE-GAME SERIES:

Edmonton: 35

– Oilers vs Calgary, 1983 Division Finals, Edmonton won series 4-1 and outscored Calgary 35-13 (NHL record)

Opposition: 27

– Oilers vs Los Angeles, 1982 Division Semi-finals, Los Angeles won series 3-2 and outscored Edmonton 27-23

MOST GOALS, BOTH TEAMS, SIX-GAME SERIES:

69 – Oilers vs Chicago, 1985 Conference Finals, Edmonton won best of seven series 4-2 outscoring Chicago 44-25 (NHL record)

MOST GOALS, ONE TEAM, SIX-GAME SERIES:

Edmonton: 44

– Oilers vs Chicago, 1985 Conference Finals, Edmonton won series 4-2 and outscored Chicago 44-25 (NHL record)

Opposition: 29

– Oilers vs NY Islanders, 1981 Quarter-finals, New York won series 4-2 and outscored Edmonton 29-20

MOST GOALS, BOTH TEAMS, SEVEN-GAME SERIES:

60 – Oilers vs Calgary, 1984 Division Final, Edmonton won series 4-3 outscoring Calgary 33-27

MOST GOALS, ONE TEAM, SEVEN-GAME SERIES:

Edmonton: 33

– Oilers vs Calgary, 1984 Division Final, Edmonton won series 4-3 outscoring Calgary 33-27

Opposition: 27

– Oilers vs Calgary, 1984 Division Final, Edmonton won series 4-3 outscoring Calgary 33-27

FEWEST GOALS, BOTH TEAMS,**THREE-GAME SERIES:**

18 – Oilers vs Philadelphia,

1980 Preliminary Round, Philadelphia won series 3-0 and outscored Edmonton 12-6

– Oilers vs Los Angeles, 1985 Smythe Division Semi-final, Edmonton won series 3-0 and outscored Los Angeles 11-7

FEWEST GOALS, ONE TEAM, THREE-GAME SERIES:

Edmonton: 6

– Oilers vs Philadelphia, 1980 Preliminary Round, Philadelphia won series 3-0 and outscored Edmonton 12-6

Opposition: 5

– Oilers vs Vancouver, 1986 Preliminary Round, Edmonton won series 3-0 and outscored Vancouver 17-5

FEWEST GOALS, BOTH TEAMS, FOUR-GAME SERIES:

18 – Oilers vs Dallas Stars, 1999 Western Conference Quarter-Final. Dallas won series 4-0 and outscored Edmonton 11-7

**FEWEST GOALS, ONE TEAM, FOUR-GAME SERIES:**

- Edmonton: 6
- Oilers vs NY Islanders, 1983 Stanley Cup Finals, New York won series 4-0 and outscored Edmonton 17-6
- Opposition: 9
- Oilers vs Winnipeg, 1987 Division Finals, Edmonton won series 4-0 and outscored Winnipeg 17-9
 - Oilers vs Boston, 1988 Stanley Cup Final, Edmonton won series 4-0 and outscored Boston 18-9

FEWEST GOALS, BOTH TEAMS, FIVE-GAME SERIES:

- 14 – Oilers vs Dallas, 1998 Conference Semi-Finals, Dallas won series 4-1 and outscored Edmonton 9-5

FEWEST GOALS, ONE TEAM, FIVE-GAME SERIES:

- Edmonton: 5
- Oilers vs Dallas, 1998 Conference Semi-Finals, Dallas won series 4-1 and outscored Edmonton 9-5
- Opposition: 8
- Oilers vs Boston, 1990 Stanley Cup Final, Edmonton won series 4-1 and outscored Boston 20-8

FEWEST GOALS, BOTH TEAMS, SIX-GAME SERIES:

- 29 – Oilers vs Dallas, 2001 Western Conference Quarter Final. Dallas won series 4-2 and outscored Edmonton 16-13.

FEWEST GOALS, ONE TEAM, SIX GAME SERIES:

- Edmonton: 11
- Oilers vs Dallas, 2003 Western Conference Quarter Final. Dallas won series 4-2 and outscored Edmonton 20-11.
- Opposition: 12
- Oilers vs San Jose, 2006 Conference Semi-Final, Edmonton won series 4-2 and outscored San Jose 19-12

FEWEST GOALS, BOTH TEAMS, SEVEN-GAME SERIES:

- 35 – Oilers vs Colorado, 1998 Conference Quarter-Finals, Edmonton won series 4-3 and outscored Colorado 19-16
- 35 – Oilers vs Carolina, 2006 Stanley Cup Final, Carolina won series 4-3 and outscored Edmonton 19-16

FEWEST GOALS, ONE TEAM, SEVEN-GAME SERIES:

- Edmonton: 16
- Oilers vs Carolina, 2006 Stanley Cup Final. Carolina won series 4-3 and outscored Edmonton 19-16
- Opposition: 16
- Oilers vs Colorado, 1998 Conference Quarter-Finals, Edmonton won series 4-3 and outscored Colorado 19-16

MOST GOALS, BOTH TEAMS, ONE GAME:

- 18 – Oilers vs Los Angeles, April 8/82, Los Angeles won 10-8 (NHL record)

MOST GOALS, ONE TEAM, ONE GAME:

- Edmonton: 13
- Oilers vs Los Angeles, April 9/87, Edmonton won 13-3 (NHL record)
- Opposition: 10
- Oilers vs Los Angeles, April 8/82, Los Angeles won 10-8

MOST CONSECUTIVE GOALS, ONE TEAM, ONE GAME:

- Edmonton: 9
- Oilers vs Chicago, May 4/85, Edmonton won 11-2
- Opposition: 6
- Oilers at Los Angeles, April 10/82, Los Angeles won 6-5
 - Oilers at Chicago, May 16/92, Chicago won 8-2

MOST GOALS, BOTH TEAMS, ONE PERIOD:

- 8 – Oilers at Chicago, May 12/85, 1st period, Chicago won 8-6 and had 5 goals, Edmonton had 3 goals
- Oilers vs Winnipeg, April 6/88, 3rd period, Oilers won 7-4 and scored 6 goals, Winnipeg scored 2
 - Oilers vs Anaheim, May 23/06, 3rd period of Game 3 of Conference Final. Oilers won 5-4 and had 4 goals, Anaheim scored 4 goals.

MOST GOALS, ONE TEAM, ONE PERIOD:

- Edmonton: 6
- Oilers vs Los Angeles, April 9/87, 1st period, Edmonton won 13-3
 - Oilers vs Winnipeg, April 6/88, 3rd period, Edmonton won 7-4
- Opposition: 5
- Oilers vs Los Angeles, April 7/82, 2nd period, Los Angeles won 10-8
 - Oilers at Los Angeles, April 10/82, 3rd period, Los Angeles won 6-5
 - Oilers at Minnesota, April 28/84, 2nd period, Edmonton won 8-5
 - Oilers at Chicago, May 12/85, 1st period, Chicago won 8-6

POINTS**MOST POINTS, BOTH TEAMS, ONE GAME:**

- 46 – Oilers vs Los Angeles, April 7/82, Los Angeles won 10-8 and had 15 assists, Edmonton had 13 assists

MOST POINTS, ONE TEAM, ONE GAME:

- Edmonton: 33
- Oilers vs Los Angeles, April 9/87, Edmonton won 13-3 and had 20 assists
- Opposition: 25
- Oilers vs Los Angeles, April 7/82, Los Angeles won 10-8 and had 15 assists

**MOST POINTS, BOTH TEAMS, ONE PERIOD:**

23 – Oilers vs Winnipeg, April 6/88,
3rd period, Edmonton won 7-4 and
scored 6 goals, 12 assists, Winnipeg
scored 2 goals, 3 assists

MOST POINTS, ONE TEAM, ONE PERIOD:

Edmonton: 18
– Oilers vs Winnipeg, April 6/88,
3rd period, Edmonton won 7-4 and had
6 goals, 12 assists
Opposition: 14
– Oilers at Los Angeles, April 10/82,
3rd period, Los Angeles won 6-5 and
had 5 goals, 9 assists
– Oilers at Minnesota, April 28/84,
2nd period, Edmonton won 8-5,
Minnesota had 5 goals, 9 assists
– Oilers at Chicago, May 12/85, 1st period,
Chicago won 8-6, Chicago had 5 goals
and 9 assists

SHOTS**MOST SHOTS, BOTH TEAMS, ONE GAME:**

97 – Oilers vs Calgary, April 13/84,
Calgary won 6-5 and had 50 shots,
Edmonton had 47 shots

MOST SHOTS, ONE TEAM, ONE GAME:

Edmonton: 58
– Oilers vs San Jose, May 10/06,
Edmonton won 3-2 in triple overtime
Opposition: 57
– Oilers at Detroit, April 21/06,
Detroit won 3-2 in double overtime

MOST SHOTS, BOTH TEAMS, ONE PERIOD:

35 – Oilers vs Winnipeg, April 4/84,
1st period, Edmonton won 9-2 and
had 19 shots, Winnipeg had 16 shots

MOST SHOTS, ONE TEAM, ONE PERIOD:

Edmonton: 22
– Oilers vs Dallas, April 16/2000,
1st period, Edmonton won 5-2
Opposition: 25
– Oilers vs Anaheim, May 25/06,
2nd period, Anaheim won 6-3

FEWEST SHOTS, BOTH TEAMS, ONE GAME:

36 – Oilers vs Boston, May 18/88
Edmonton won 2-1 and had 22 shots.
Boston had 14 shots
36 – Oilers at Dallas, May 9/98
Edmonton won 2-0 and had 21 shots.
Dallas had 15 shots

FEWEST SHOTS, ONE TEAM, ONE GAME:

Edmonton: 13
– Oilers at Dallas, April 21/99,
Dallas won 2-1.
– Oilers at Dallas, April 11/03,
Dallas won 6-1.
Opposition: 12
– Oilers vs Boston, May 20/88,
Edmonton won 4-2.

FEWEST SHOTS, BOTH TEAMS, ONE PERIOD:

7 – Oilers at Dallas, April 21/99,
1st period. Dallas won 2-1 and had 3 shots.
Edmonton had 4 shots.

FEWEST SHOTS, ONE TEAM, ONE PERIOD:

Edmonton: 1
– Oilers at Los Angeles, April 22/90, 1st period,
Edmonton won 5-4
– Oilers at Vancouver, May 4/92,
1st period, Vancouver won 4-0
Opposition: 0
– Oilers at Dallas, May 9/98,
1st period, Edmonton won 2-0

PENALTIES**MOST PENALTIES, BOTH TEAMS, ONE SERIES:**

155 – Oilers vs Calgary, 1986 Divisional
Final. Calgary won series 4-3 and
received 59 minors, 7 majors,
4 misconducts, and 1 game
misconduct. Edmonton received 66
minors, 10 majors, 6 misconducts
and 2 game misconducts

MOST PENALTIES, ONE TEAM, ONE SERIES:

Edmonton: 84
– Oilers vs Calgary, 1986 Division Finals.
Calgary won series 4-3. Edmonton
received 66 minors, 10 majors,
6 10-minute misconducts and
2 game misconducts
Opposition: 75
– Oilers vs Winnipeg, 1988 Division
Semi-Final. Edmonton won series 4-1.
Winnipeg received 64 minors, 5 majors,
and 6 10-minute misconducts

MOST PENALTIES, BOTH TEAMS, ONE GAME:

54 – Oilers at Los Angeles, April 10/82,
Edmonton received 17 minors,
3 majors, and 7 10-minute misconducts,
Los Angeles received 18 minors, 2 majors,
6 10-minute misconducts, and
1 game misconduct

MOST PENALTIES, ONE TEAM, ONE GAME:

Edmonton: 29
– Oilers at Calgary, April 24/86, Edmonton
received 20 minors, 4 majors,
4 misconducts and 1 game misconduct
Opposition: 27
– Oilers at Los Angeles, April 10/82,
Los Angeles received 18 minors, 2 majors,
6 misconducts and 1 game misconduct

MOST PENALTIES, BOTH TEAMS, ONE PERIOD:

28 – Oilers at Los Angeles, April 20/92,
3rd period, Edmonton received
9 minors, 1 major, 4 misconducts.
Los Angeles received 9 minors,
1 major and 4 misconducts

**MOST PENALTIES, ONE TEAM, ONE PERIOD:**

Edmonton: 15

- Oilers at Calgary, April 24/86, 3rd period, Edmonton received 6 minors, 4 majors, 4 misconducts and 1 game misconduct
- Oilers at Dallas, April 11/03, 3rd period, Edmonton received 11 minors, 1 major, 2 misconducts and 1 match

Opposition: 14

- Oilers at Los Angeles, April 10/82, 3rd period, Los Angeles received 5 minors, 2 majors, 6 10-minute misconducts, and 1 game misconduct
- Oilers at Los Angeles, April 20/92, 3rd period, Los Angeles received 9 minors, 1 major and 4 misconducts

PENALTY MINUTES**MOST PENALTY MINUTES, BOTH TEAMS, ONE SERIES:**

- 465 – Oilers vs Calgary, 1986 Division Finals. Calgary won series 4-3 and had 203 penalty minutes. Edmonton had 262 penalty minutes

MOST PENALTY MINUTES, ONE TEAM, ONE SERIES:

Edmonton: 262

- Oilers vs Calgary, 1986 Division Finals. Calgary won series 4-3, Edmonton received 66 minors, 10 majors, 6 misconducts and 2 game misconducts
- Opposition: 213
- Oilers vs Winnipeg, 1988 Division Semi-Final. Edmonton won series 4-1. Winnipeg received 64 minors, 5 majors and 6 10-minute misconducts

MOST PENALTY MINUTES, BOTH TEAMS, ONE GAME:

- 227 – Oilers at Los Angeles, April 10/82, Edmonton received 18 minors, 3 majors and 6 10-minute misconducts for 111 minutes, Los Angeles received 18 minors, 2 majors, 6 10 minute misconducts and 1 game misconduct for 116 minutes

MOST PENALTY MINUTES, ONE TEAM, ONE GAME:

Edmonton: 111

- Oilers at Los Angeles, April 10/82, Edmonton received 18 minors, 3 majors and 6 10-minute misconducts for 111 minutes
- Opposition: 116
- Oilers at Los Angeles, April 10/82, Los Angeles received 18 minors, 2 majors, 6 10-minute misconducts and 1 game misconduct for 116 minutes

MOST PENALTY MINUTES, BOTH TEAMS, ONE PERIOD:

- 161 – Oilers at Los Angeles, April 10/82, 3rd period, Edmonton received 3 minors, 3 majors and 5 10-minute misconducts for 71 minutes, Los Angeles received 5 minors, 2 majors, 6 10-minute misconducts and 1 game misconduct for 90 minutes

MOST PENALTY MINUTES, ONE TEAM, ONE PERIOD:

Edmonton: 82

- Oilers at Calgary, April 24/86, 3rd period, Edmonton received 6 minors, 4 majors, 4 misconducts and 1 game misconduct
- Opposition: 90
- Oilers at Los Angeles, April 10/82, 3rd period, Los Angeles received 5 minors, 2 majors, 6 10-minute misconducts and 1 game misconduct for 90 minutes

POWERPLAY GOALS**MOST POWERPLAY GOALS, ONE PLAYOFF YEAR:**

30 – 1988

MOST POWERPLAY GOALS, BOTH TEAMS, ONE SERIES:

- 21 – Oilers vs NY Islanders, 1981 Quarter Finals, New York won series 4-2 and had 13 powerplay goals, Edmonton had 8 powerplay goals (Ties NHL record)

MOST POWERPLAY GOALS, ONE TEAM, ONE SERIES:

Edmonton: 10

- Oilers vs Winnipeg, 1988 Division Semi-Final. Edmonton won series 4-1
 - Oilers vs Los Angeles, 1992 Division Semi-Final. Edmonton won series 4-2
- Opposition: 13
- Oilers vs NY Islanders, 1981 Quarter Finals, New York won series 4-2

MOST POWERPLAY GOALS, BOTH TEAMS, ONE GAME:

- 7 – Oilers at Minnesota, April 28/84, Edmonton won 8-5 and had 3 powerplay goals, Minnesota had 4 powerplay goals (NHL record)
- Oilers vs Chicago, May 14/85, Edmonton won 10-5 and had 3 powerplay goals, Chicago had 4 powerplay goals (Ties NHL record)
 - Oilers vs Los Angeles, April 9/87, Edmonton won 13-3 and had 5 powerplay goals, Los Angeles had 2 powerplay goals (Ties NHL record)

**MOST POWERPLAY GOALS, ONE TEAM, ONE GAME:**

- Edmonton: 5
- Oilers vs Los Angeles, April 9/87, Edmonton won 13-3
- Opposition: 4
- Oilers at NY Islanders, April 17/81, New York won 6-3
- Oilers vs Los Angeles, April 7/82, Los Angeles won 10-8
- Oilers at Minnesota, April 28/84, Edmonton won 8-5
- Oilers vs Chicago, May 14/85, Edmonton won 10-5

MOST POWERPLAY GOALS, BOTH TEAMS, ONE PERIOD:

- 5 – Oilers at Minnesota, April 28/84, 2nd period, Edmonton won 8-5 and had 1 powerplay goal, Minnesota had 4 powerplay goals (NHL record)

MOST POWERPLAY GOALS, ONE TEAM, ONE PERIOD:

- Edmonton: 2
- Oilers vs Los Angeles, April 13/82, 1st period, Los Angeles won 7-4
- Oilers vs Calgary, April 15/83, 3rd period, Edmonton won 5-1
- Oilers vs NY Islanders, May 19/84, 2nd period, Edmonton won 5-2
- Oilers vs Philadelphia, May 28/85, 1st period, Edmonton won 5-3
- Oilers vs Los Angeles, April 9/87, 1st period, Edmonton won 13-3
- Oilers vs Los Angeles, April 9/87, 3rd period, Edmonton won 13-3
- Oilers vs Winnipeg, April 6/88, 3rd period, Edmonton won 7-4
- Oilers at Winnipeg, April 10/88, 2nd period, Edmonton won 5-3
- Oilers vs Winnipeg, April 12/88, 1st period, Edmonton won 6-2
- Oilers vs Winnipeg, April 12/88, 2nd period, Edmonton won 6-2
- Oilers vs Boston, May 20/88, 1st period, Edmonton won 4-2
- Oilers vs Winnipeg, April 4/90, 1st period, Winnipeg won 7-5
- Oilers vs Los Angeles, April 20/90, 3rd period, Edmonton won 6-1
- Oilers vs Calgary, April 10/91 2nd period, Edmonton won 5-2
- Oilers vs Minnesota, May 4/91 1st period, Edmonton won 7-2
- Oilers vs Los Angeles, April 22/92, 3rd period, Edmonton won 4-3
- Oilers at Vancouver, May 10/92, 2nd period, Vancouver won 4-3
- Oilers at Dallas, April 14/01, 1st period, Edmonton won 4-3
- Oilers vs Detroit, May 1/06, 3rd period, Edmonton won 4-3
- Oilers at San Jose, May 14/06, 3rd period, Edmonton won 6-3

- Oilers vs Anaheim, May 23/06, 3rd period, Edmonton won 5-4
- Oilers vs Carolina, June 17/06, 3rd period, Edmonton won 4-0
- Opposition: 4
- Oilers at Minnesota, April 28/84, 2nd period, Edmonton won 8-5 (NHL record)

SHORTHANDED GOALS**SHORTHANDED GOALS, ONE PLAYOFF YEAR:**
10 – 1983 (NHL record)**SHORTHANDED GOALS, BOTH TEAMS, ONE SERIES:**

- 7 – Oilers vs Calgary, 1983 Division Finals, Edmonton won series 4-1 and had 5 shorthanded goals, Calgary had 2 shorthanded goals (Ties NHL record)

MOST SHORTHANDED GOALS, ONE TEAM, ONE SERIES:

- Edmonton: 5
- Oilers vs Calgary, 1983 Division Finals, Edmonton won series 4-1 (Ties NHL record)
- Opposition: 2
- Oilers vs NY Islanders, 1981 Quarter Finals, New York won series 4-2
- Oilers vs Calgary, 1983 Division Finals, Edmonton won series 4-1
- Oilers vs Calgary, 1984 Division Finals, Edmonton won series 4-3
- Oilers vs Winnipeg, 1985 Division Finals, Edmonton won series 4-0
- Oilers vs Winnipeg, 1988 Division Semi-Final, Edmonton won series 4-1

MOST SHORTHANDED GOALS, BOTH TEAMS, ONE GAME:

- 3 – Oilers at Calgary, April 17/83, Edmonton won 10-2 and had 3 shorthanded goals
- Oilers at Winnipeg, April 9/88, Winnipeg won 6-4 and scored 2 shorthanded goals. Edmonton scored 1 shorthanded goal.

MOST SHORTHANDED GOALS, ONE TEAM, ONE GAME:

- Edmonton: 3
- Oilers at Calgary, April 17/83, Edmonton won 10-2 (Ties NHL record)
- Opposition: 2
- Oilers at Winnipeg, April 9/88, Winnipeg won 6-4.

MOST SHORTHANDED GOALS, BOTH TEAMS, ONE PERIOD

- 2 – Oilers vs Calgary, April 14/83, 3rd period, Edmonton won 6-3 and had 1 shorthanded goal, Calgary had 1 shorthanded goal
- Oilers vs Chicago, April 24/83, 3rd period, Edmonton won 8-4 and had 2 shorthanded goals, Chicago had 0 shorthanded goals
- Oilers at Winnipeg, April 9/88, 2nd period, Winnipeg won 6-4 and scored 1 shorthanded goal. Edmonton scored 1 shorthanded goal.



MOST SHORTHANDED GOALS, ONE TEAM, ONE PERIOD:

Edmonton: 2

- Oilers vs Chicago, April 24/83, 3rd period, Edmonton won 8-4 (Ties NHL record)

Opposition: 1

FASTEST GOALS

FASTEST FIVE GOALS, BOTH TEAMS:

5 Minutes, 12 Seconds

- Oilers at Minnesota, April 28/84, 2nd period. Scorers Mark Napier, North Stars, 8:48, Mark Napier, North Stars, 10:22, Neal Broten North Stars, 12:04, Neal Broten, North Stars, 12:36; Paul Coffey, Oilers, 14:00, Edmonton won 8-5

FASTEST FIVE GOALS, ONE TEAM:

Edmonton: 5 Minutes, 44 Seconds

- Oilers at Minnesota, April 28/84, 3rd period. Scorers: Jari Kurri 4:58; Glenn Anderson 6:06; Ken Linseman 7:05; Mark Messier 10:10; Wayne Gretzky 10:42, Edmonton won 8-5

Opposition: 8 Minutes, 27 Seconds

- Oilers at Minnesota, April 28/84, 2nd period. Scorers: Brad Maxwell 4:09; Mark Napier 8:48, Mark Napier 10:22; Neal Broten 12:04; Neal Broten 12:36, Edmonton won 8-5

FASTEST FOUR GOALS, BOTH TEAMS:

2 Minutes, 30 Seconds

- Oilers at Chicago, May 12/85, 1st period. Scorers: Denis Savard, Chicago, 17:05; Jaroslav Pouzar, Edmonton, 17:20; Curt Fraser, Chicago, 18:17; Al Secord, Chicago, 19:35, Chicago won 8-6

FASTEST FOUR GOALS, ONE TEAM:

Edmonton: 4 Minutes, 25 Seconds

- Oilers vs Los Angeles, April 20/90, 3rd period. Scorers: Jari Kurri 13:14; Mark Lamb 14:29, Esa Tikkanen 16:38; Craig MacTavish 17:39, Edmonton won 6-1

Opposition: 3 Minutes, 48 Seconds

- Oilers at Minnesota, April 28/84, 2nd period. Scorers: Mark Napier 8:48; Mark Napier 10:22; Neal Broten 12:04; Neal Broten 12:36, Edmonton won 8-5

FASTEST THREE GOALS, BOTH TEAMS:

31 Seconds

- Oilers vs Philadelphia, May 25/85, 1st period. Scorers: Wayne Gretzky, Edmonton, 1:10, 1:25; Derrick Smith, Philadelphia, 1:41; Edmonton won 4-3 (NHL record)

FASTEST THREE GOALS, ONE TEAM:

Edmonton: 1 Minute, 48 Seconds

- Oilers vs Winnipeg, April 6/83, 1st period. Scorers: Ken Linseman 14:10; Dave Hunter 14:17; Wayne Gretzky 15:58, Edmonton won 6-3

Opposition: 1 Minute, 26 Seconds

- Oilers at Chicago, May 16/92, 2nd period. Scorers: Mike Peluso 2:51; Jeremy Roenick 3:20; Steve Smith 4:17, Chicago won 8-2

FASTEST TWO GOALS, BOTH TEAMS:

11 Seconds

- Oilers vs Calgary, April 8/91, 1st period. Scorers: Joe Nieuwendyk, Calgary, 2:03; Esa Tikkanen, Edmonton, 2:14; Edmonton won 4-3

FASTEST TWO GOALS, ONE TEAM:

Edmonton: 7 Seconds

- Oilers vs Winnipeg, April 6/83, 1st period. Scorers: Ken Linseman 14:10; Dave Hunter 14:17, Edmonton won 6-3

- Oilers vs Chicago, May 7/85, 3rd period. Scorers: Jari Kurri 19:36; Glenn Anderson 19:43 (both ENG), Edmonton won 7-3

Opposition: 11 Seconds

- Oilers at Los Angeles, April 22/90, 1st period. Scorers: Larry Robinson 19:20; Todd Elik 19:31, Edmonton won 5-4

FASTEST THREE GOALS FROM THE START OF A GAME, BOTH TEAMS:

1 Minute, 41 Seconds

- Oilers vs Philadelphia, May 25/85. Scorers: Wayne Gretzky, Oilers, 1:10; Wayne Gretzky, Oilers 1:25; Derrick Smith, Philadelphia, 1:41; Edmonton won 4-3

FASTEST THREE GOALS FROM THE START OF A GAME, ONE TEAM:

Edmonton: 6 Minutes, 26 Seconds

- Oilers vs Los Angeles, April 9/87. Scorers: Jari Kurri 2:51; Glenn Anderson 5:17; Jari Kurri 6:26, Oilers won 13-3

Opposition: 12 Minutes, 4 Seconds

- Oilers at Winnipeg, April 10/90. Scorers: Mark Kumpel 4:55; Pat Elynuik 11:42; Doug Evans 12:04, Winnipeg won 4-3 in double overtime

FASTEST THREE GOALS FROM THE START OF A PERIOD, BOTH TEAMS:

1 Minute, 41 Seconds

- Oilers vs Philadelphia, May 25/85, 1st period. Scorers: Wayne Gretzky, Oilers, 1:10; Wayne Gretzky, Oilers, 1:25; Derrick Smith, Philadelphia, 1:41; Edmonton won 4-3

**FASTEST THREE GOALS FROM THE START OF A PERIOD,****ONE TEAM:**

Edmonton: 5 Minutes, 1 Second
– Oilers vs Detroit, May 5/88,
3rd period. Scorers: Mark Messier 0:48;
Jari Kurri 1:18; Craig Simpson 5:01,
Edmonton won 5-3

Opposition: 4 Minutes, 30 Seconds
– Oilers at NY Islanders, April 16/81,
2nd period. Scorers: John Tonelli 2:46;
Hector Marini 3:33; Denis Potvin 4:30,
New York won 8-2

FASTEST TWO GOALS FROM THE START OF A GAME,**BOTH TEAMS:**

4 Minutes, 19 Seconds
– Oilers vs Detroit, May 11/88.
Scorers: Craig Simpson, Edmonton, 0:47;
Brent Ashton, Detroit, 4:19, Edmonton
won 8-4

FASTEST TWO GOALS FROM THE START OF A GAME,**ONE TEAM:**

Edmonton: 1 Minute, 25 Seconds
– Oilers vs Philadelphia, May 25/85.
Scorers: Wayne Gretzky 1:10;
Wayne Gretzky 1:25; Edmonton won 4-3
Opposition: 5 Minutes, 48 Seconds
– Oilers at NY Islanders, May 12/84.
Scorers: Bryan Trottier 0:53; Greg Gilbert
5:48, New York won 6-1

FASTEST TWO GOALS FROM THE START OF A PERIOD,**BOTH TEAMS:**

2 Minutes, 4 Seconds
– Oilers vs Winnipeg, April 4/90,
2nd period. Scorers: Mark Messier,
Oilers, 0:35; Moe Mantha, Jets, 2:04,
Winnipeg won 7-5

FASTEST TWO GOALS FROM THE START OF A PERIOD,**ONE TEAM:**

Edmonton: 1 Minute, 18 Seconds
– Oilers vs Detroit, May 5/88,
3rd period. Scorers: Mark Messier 0:48;
Jari Kurri 1:18; Edmonton won 5-3
Opposition: 35 Seconds
– Oilers at NY Islanders, May 19/84,
3rd period. Scorers: Pat LaFontaine 0:13;
Pat LaFontaine 0:35, Edmonton won 5-2



BAKERSFIELD CONDORS

Member of the AHL

PHYSICAL ADDRESS:

Bakersfield Condors Professional Hockey
1001 Truxtun Ave.
Bakersfield, California 93301
TEL: 661-324-PUCK (7825)
FAX: 661-324-6929
Website: www.bakersfieldcondors.com
Twitter: @Condors
Facebook: www.facebook.com/bakersfieldcondors
Instagram: @Condors
Youtube: Condors.TV (www.youtube.com/bakersfieldcondors1)

NHL affiliate:
Edmonton Oilers
ECHL affiliate:
Norfolk Admirals

Arena: Rabobank Arena
Opened: 1998
Capacity: 8,732
Ticket office: (661) 324-7825



President	Matthew Riley
General Manager	Bill Scott
Head Coach	Gerry Flemming
Assistant Coach	Tony Borgford
Assistant Coach	J.F. Houle
Vice President of Communications	Kevin Bartl
Vice President of Operations	Justin Fahsbender
Vice President of Ticket Sales and Service	Jose Rivera
Director, Creative Services	Ashleigh Cox
Director, Operations and Development	Andrew Crutcher
Director, Media Relations and Broadcasting	Ryan Holt
Director, Business Development	Liam Huculak
Director, Ticket Sales and Sponsorships	Greg Lowe
Corporate Account Manager	Roger Parsons
Account Executives	Chris Herschberger, Ryan Lively, Elisha Mckinney, Martin Ramirez
Finance Manager	Naomi Settle
Finance Coordinator	Kelly Carter
Front Office Manager	La'Chell Henry
Game Day Experience & Merchandise Manager	Kelley Brown
Head Athletic Trainer	Josh Bennett, ATC
Head Equipment Manager	Al Oman
Head Strength & Conditioning Coach	Patrick Love
Intern	Nick Finocchiaro



Gerry Flemming
Head Coach



Tony Borgford
Assistant Coach



J.F. Houle
Assistant Coach

BAKERSFIELD CONDORS 2015-16 SCHEDULE

				(HOME GAMES IN BOLD)			
OCTOBER							
October 9	Grand Rapids	7:00 pm PDT	December 18	at Stockton **	7:30 pm PST	Texas 7:00 pm PST	
October 10	Ontario	7:00 pm PDT	December 20	at Ontario	3:00 pm PST	February 23	San Antonio 7:00 pm PST
October 16	at San Diego	7:05 pm PDT	December 26	Stockton	7:00 pm PST	February 26	San Jose 7:00 pm PST
October 17	San Jose	7:00 pm PDT	December 27	San Diego	5:00 pm PST	February 27	San Antonio 7:00 pm PST
October 23	at Ontario	7:00 pm PDT	JANUARY			MARCH	
October 24	San Diego	7:00 pm PDT	January 2	San Jose	7:00 pm PST	March 5	at San Jose 1:15 pm PST
October 30	at Texas	5:30 pm PDT	January 3	at Stockton	4:00 pm PST	March 6	at San Jose 3:00 pm PST
NOVEMBER			January 8	San Antonio	7:00 pm PST	March 8	San Diego 7:00 pm PST
November 1	at Texas	3:00 pm PST	January 9	Ontario	7:00 pm PST	March 11	at San Diego 7:05 pm PST
November 6	at Stockton	7:30 pm PST	January 15	Texas	7:00 pm PST	March 12	San Jose 7:00 pm PST
November 11	at San Diego	7:05 pm PST	January 16	at Ontario	6:00 pm PST	March 18	at San Diego 7:05 pm PDT
November 14	Ontario	7:00 pm PST	January 18	at San Jose	1:15 pm PST	March 19	Stockton 7:00 pm PDT
November 18	San Jose	10:30 am PST	January 22	at San Antonio	5:30 pm PST	March 22	Ontario 7:00 pm PDT
November 20	at Manitoba	5:00 pm PST	January 23	at San Antonio	5:00 pm PST	March 26	at San Antonio 7:00 pm PDT
November 22	at Manitoba	12:00 pm PST	January 26	Manitoba	7:00 pm PST	March 29	at Texas 7:30 pm PDT
November 24	Texas	7:00 pm PST	January 29	Manitoba	7:00 pm PST	APRIL	
November 27	at Stockton	7:30 pm PST	January 30	at Stockton	7:30 pm PST	April 1	San Jose 7:00 pm PDT
November 28	Stockton	7:00 pm PST	FEBRUARY			April 2	Ontario 7:00 pm PDT
DECEMBER			February 5	Milwaukee	7:00 pm PST	April 6	at San Diego 7:05 pm PDT
December 4	San Diego	7:00 pm PST	February 6	Stockton	7:00 pm PST	April 8	at Ontario 7:00 pm PDT
December 5	at San Jose	1:30 pm PST	February 9	Stockton	7:00 pm PST	April 9	Ontario 7:00 pm PDT
December 11	San Diego	7:00 pm PST	February 10	at San Diego	7:05 pm PST	April 12	Stockton 7:00 pm PDT
December 12	at Ontario	6:00 pm PST	February 12	at Ontario	7:00 pm PST	April 15	at Milwaukee 5:00 pm PDT
December 16	at Stockton	7:00 pm PST	February 14	at San Jose	3:00 pm PST	April 16	at Grand Rapids 5:00 pm PDT
			February 19	San Diego	7:00 pm PST		

** - outdoor game at Raley Field in Sacramento, Calif.



2014-15 OKLAHOMA CITY REGULAR SEASON STATS

#	NAME	POS	GP	G	A	PTS	+/-	PIM	PP	SH	SOG	
17	Andrew Miller	RW	63	27	33	60	+11	16	9	0	149	
19	Jason Williams	C	72	21	32	53	-14	30	9	0	174	
11	Matthew Ford	RW	69	19	34	53	-4	34	7	1	182	
29	Brad Hunt	D	62	19	32	51	-6	18	8	0	200	
12	Ryan Hamilton	LW	43	18	19	37	+9	15	5	0	85	
14	C.J. Stretch (total)	C	67	10	27	37	-6	56	5	0	122	
10	Curtis Hamilton	LW	63	12	20	32	+1	38	3	1	93	
16	Anton Lander	C	29	9	22	31	+8	20	3	0	96	
25	Iiro Pakarinen	RW	39	17	11	28	+17	20	4	0	125	
* 39	Bogdan Yakimov	C	57	12	16	28	+7	18	3	0	123	
* 15	Jordan Oesterle	D	65	8	17	25	-6	8	1	1	108	
* 37	Joshua Winquist	LW	46	8	11	19	+7	17	2	0	76	
* 18	Dillon Simpson	D	71	3	14	17	+4	14	0	0	59	
* 36	Kellen Jones	LW	49	5	10	15	-2	10	0	0	70	
6	David Musil	D	65	2	9	11	+2	35	0	0	56	
13	Steve Pinizzotto	RW	25	1	10	11	+3	117	0	0	25	
8	Brad Winchester (total)	LW	26	5	5	10	-11	47	2	0	53	
* 20	Connor Jones	C	41	4	6	10	-4	31	0	0	56	
* 7	Juhar Khaira	C	51	4	6	10	-7	62	0	0	73	
3	Brandon Davidson	D	55	4	6	10	+10	43	0	0	97	
* 27	Mitch Moroz	LW	66	5	4	9	-15	169	0	0	74	
9	Tyler Pittick	RW	14	3	6	9	-1	8	1	0	36	
40	Martin Gernat	D	54	1	8	9	+1	32	0	0	52	
21	Travis Ewanyk	C	69	3	5	8	-25	120	0	0	98	
8	Oscar Klefbom	D	9	1	7	8	+10	4	1	0	13	
28	Martin Marincin	D	28	0	7	7	-5	20	0	0	49	
22	Kale Kessy	LW	17	3	3	6	-7	61	0	0	19	
5	Nick Pageau	D	8	1	5	6	+8	4	0	1	7	
* 34	Greger Hanson (total)	RW	14	2	3	5	+3	12	0	0	25	
* 24	C.J. Ludwig	D	28	1	4	5	-5	59	0	0	15	
23	Akim Aliu (total)	RW	11	3	1	4	-6	51	0	0	16	
* 16	Kyle Platzer	C	4	2	1	3	+2	0	0	0	8	
20	Luke Gazdic	LW	5	2	0	2	-1	7	0	0	6	
* 26	Joey LaLeggia	D	5	1	1	2	-4	2	0	0	9	
14	Will Acton	C	6	1	1	2	-3	2	0	0	21	
* 31	Laurent Brossoit	G	53	0	2	2	0	0	0	0	0	
41	David Ling	RW	3	1	0	1	-2	2	0	0	4	
38	Chase Schaber	LW	13	1	0	1	-1	2	0	0	10	
* 1	Frans Tuohimaa	G	3	0	1	1	0	0	0	0	0	
* 9	Jackson Houck	RW	7	0	1	1	+1	0	0	0	11	
5	Keith Aulie	D	8	0	1	1	-6	0	0	0	11	
45	Kellan Lain (total)	C	12	0	1	1	+1	24	0	0	19	
43	Brett Lyon	LW	1	0	0	0	0	0	0	0	0	
42	Jason Pitton	LW	1	0	0	0	-2	0	0	0	1	
30	Tyler Bunz	G	2	0	0	0	0	0	0	0	0	
42	Tom Mele	LW	3	0	0	0	0	4	0	0	1	
* 2	Graeme Craig	D	5	0	0	0	-2	2	0	0	3	
32	Richard Bachman	G	23	0	0	0	0	2	0	0	0	
GOALTENDERS			GP	MIN	GA	SO	GAA	W	L	OT	SVS	SAV%
*	Richard Bachman	23	1337:42	53	3	2.38	14	5	3	593	0.918	
*	Laurent Brossoit	53	3049:00	130	4	2.56	25	22	4	1457	0.918	
*	Frans Tuohimaa	3	184:43	13	0	4.22	2	0	1	123	0.904	
	Tyler Bunz	2	60:00	5	0	5.00	0	0	0	26	0.839	

* - rookie



2014-15 OKLAHOMA CITY BARONS PLAYOFF STATS

#	PLAYER	GP	G	A	PTS	+/-	PIM	PPG	SHG	SOG		
29	Brad Hunt	10	3	7	10	-3	6	1	0	29		
11	Matthew Ford	10	2	7	9	+2	8	1	0	24		
17	Andrew Miller	10	3	3	6	-4	8	2	1	34		
12	Ryan Hamilton	10	5	0	5	-4	2	3	0	21		
19	Jason Williams	10	0	5	5	+1	6	0	0	16		
* 7	Jujhar Khaira	8	3	1	4	-4	4	0	0	12		
* 37	Joshua Winquist	10	2	2	4	-3	0	2	0	21		
* 15	Jordan Oesterle	10	1	3	4	-1	8	1	0	15		
* 25	Darnell Nurse	4	0	4	4	+3	4	0	0	5		
* 20	Connor Jones	10	3	0	3	0	2	0	0	13		
* 36	Kellen Jones	10	2	1	3	+1	0	0	0	23		
3	Brandon Davidson	10	1	1	2	-2	12	1	0	25		
10	Curtis Hamilton	10	1	1	2	-2	6	0	0	19		
28	Martin Marincin	8	0	2	2	0	6	0	0	16		
14	C.J. Stretch	9	0	2	2	0	2	0	0	14		
* 33	Greg Chase	4	0	1	1	-1	2	0	0	9		
* 27	Mitch Moroz	6	0	1	1	-1	6	0	0	8		
* 31	Laurent Brossoit	2	0	0	0	0	0	0	0	0		
* 26	Joey LaLeggia	2	0	0	0	-1	0	0	0	2		
* 16	Kyle Platzer	3	0	0	0	0	0	0	0	4		
6	David Musil	6	0	0	0	-2	6	0	0	9		
32	Richard Bachman	9	0	0	0	0	0	0	0	0		
* 18	Dillon Simpson	10	0	0	0	-2	0	0	0	10		
8	Brad Winchester	10	0	0	0	-1	10	0	0	12		
GOALTENDERS		GP	MIN	GA	SO	GAA	W	L	T	SA	SVS	SAV%
* 1	Richard Bachman	9	580:35	15	0	1.55	5	4	0	322	307	0.953
* 2	Laurent Brossoit	2	86:36	5	0	3.46	1	0	0	55	50	0.909

* - rookie



NORFOLK ADMIRALS

Member of the ECHL

PHYSICAL ADDRESS:

Norfolk Admirals Hockey Club
201 E. Brambleton Ave.
Norfolk, Virginia 23510
TEL: 757-640-1212
FAX: 757-622-0552
Website: www.NorfolkAdmirals.com
Twitter: @NorfolkAdmirals
Facebook: www.facebook.com/norfolkadmirals
YouTube: www.youtube.com/norfolkadmirals

NHL affiliate:
Edmonton Oilers
AHL affiliate:
Bakersfield Condors

Arena: Norfolk Scope Arena
Opened: 1971
Capacity: 8,701
Ticket office: (800) 745-3000



President.....	Ken Young
Executive Vice President.....	Joe Gregory
Head Coach.....	Eric Veilleux
Assistant Coach.....	Ben Boudreau
Director of Communications.....	Jack Eikenbary
Director of Group Sales.....	Charlie Colon
Group Sales Representative and Director of Game Operations.....	Sami Hamad
Community Relations Manager.....	Brittany Elmore
Business Manager.....	Jeff Goduti
Corporate Sales Manager.....	Dennis McEwen
Merchandise Manager.....	Ann-Marie Piddisi
Play-by-Play Broadcaster.....	Pete Michaud
Head Athletic Trainer.....	Vince Fedorowich
Head Equipment Manager.....	Tim Abbott



Ken Young
President



Eric Veilleux
Head Coach

NORFOLK ADMIRALS 2015-16 SCHEDULE

(HOME GAMES IN BOLD)

OCTOBER									
October 16	Wheeling	7:30 pm EST	December 12	at Elmira	7:05 pm EST	February 12	Reading	7:30 pm EST	
October 17	Wheeling	7:15 pm EST	December 13	at Brampton	2:00 pm EST	February 13	at Greenville	7:00 pm EST	
October 21	at Florida	7:30 pm EST	December 16	Reading	7:15 pm EST	February 17	Florida	7:15 pm EST	
October 22	at Orlando	7:00 pm EST	December 18	Adirondack	7:30 pm EST	February 19	Florida	7:30 pm EST	
October 24	at Orlando	7:00 pm EST	December 19	Adirondack	7:15 pm EST	February 20	Florida	7:15 pm EST	
October 30	Quad City	7:30 pm EST	December 26	at South Carolina	7:05 pm EST	February 26	Manchester	7:30 pm EST	
NOVEMBER			December 27	at South Carolina	3:05 pm EST	February 27	Manchester	7:15 pm EST	
November 6	Greenville	7:30 pm EST	December 29	at Gwinnet	7:05 pm EST	MARCH			
November 7	Wheeling	7:15 pm EST	December 30	at Gwinnet	7:05 pm EST	March 3	Adirondack	7:15 pm EST	
November 8	at South Carolina	3:05 pm EST	JANUARY			March 4	Adirondack	7:30 pm EST	
November 10	Elmira	7:15 pm EST	January 2	Gwinnett	7:15 pm EST	March 6	at Reading	4:00 pm EST	
November 13	at Elmira	7:05 pm EST	January 3	at Wheeling	4:05 pm EST	March 11	at Kalamazoo	7:00 pm EST	
November 14	at Reading	7:00 pm EST	January 6	Orlando	7:15 pm EST	March 12	at Toledo	7:15 pm EST	
November 15	at Reading	4:00 pm EST	January 8	Cincinnati	7:30 pm EST	March 13	at Wheeling	4:05 pm EST	
November 18	at Adirondack	10:00 am EST	January 9	Cincinnati	7:15 pm EST	March 16	at Elmira	7:05 pm EST	
November 20	at Manchester	7:00 pm EST	January 12	at Adirondack	7:00 pm EST	March 18	Reading	7:30 pm EST	
November 21	at Manchester	7:00 pm EST	January 14	at Elmira	7:05 pm EST	March 19	Reading	7:15 pm EST	
November 22	at Manchester	3:00 pm EST	January 16	at Manchester	7:00 pm EST	March 25	Orlando	7:30 pm EST	
November 25	Greenville	7:15 pm EST	January 17	at Manchester	3:00 pm EST	March 26	Orlando	7:15 pm EST	
November 27	Manchester	7:30 pm EST	January 22	Elmira	7:30 pm EST	APRIL			
November 28	Manchester	7:15 pm EST	January 23	Elmira	7:15 pm EST	April 1	at Adirondack	7:00 pm EST	
DECEMBER			January 29	South Carolina	7:30 pm EST	April 2	at Reading	7:00 pm EST	
December 2	South Carolina	7:15 pm EST	January 30	South Carolina	7:15 pm EST	April 3	at Reading	4:00 pm EST	
December 5	at Greenville	7:00 pm EST	FEBRUARY			April 6	Greenville	7:15 pm EST	
December 9	at Elmira	7:05 pm EST	February 5	at Adirondack	7:00 pm EST	April 8	South Carolina	7:30 pm EST	
December 11	at Adirondack	7:00 pm EST	February 6	at Adirondack	7:00 pm EST	April 9	South Carolina	7:15 pm EST	



2014-15 BAKERSFIELD CONDORS REGULAR SEASON STATS

#	NAME	GP	G	A	PTS	+/-	PIM	PPG	SHG	SOG
37	Sebastien Sylvestre	69	23	24	47	-29	52	3	1	209
22	Josh Currie	71	14	28	42	-20	49	2	1	168
19	Jonathan Lessard	60	19	22	41	-26	80	5	0	168
77	Chase Schaber	51	15	18	33	-12	49	7	1	141
27	Brendan Brooks	31	12	18	30	-18	22	4	1	75
8	Nick Pageau	64	7	20	27	-19	28	3	0	125
44	Nick MacNeil	45	12	14	26	-18	23	6	1	91
11	Connor Jones	27	10	16	26	3	29	5	1	77
25	Ryan Watson	42	10	15	25	-20	32	0	0	107
12	Kellen Jones	27	7	18	25	3	12	1	0	63
14	Jordan Kremyr	57	13	11	24	-14	51	1	1	95
20	Brendon Nash	59	4	20	24	-18	82	1	0	90
7	Josh Winquist	18	5	18	23	-6	11	2	0	35
23	Michael Colavecchia (total)	33	6	9	15	-8	21	5	0	62
15	Luke Judson (total)	54	4	10	14	-27	29	2	1	97
24	C.J. Ludwig	26	3	11	14	-8	21	2	0	45
4	Joe Marciano	58	3	8	11	-23	40	0	0	67
23	Francis Verreault-Paul	14	5	5	10	2	43	2	0	46
2	Graeme Craig	60	5	5	10	-13	58	1	0	87
3	Gabriel Verpaelst	66	3	7	10	-20	141	0	0	66
12	Nick Zappia	20	4	5	9	1	4	0	0	17
10	Akim Aliu	15	2	7	9	-6	24	1	0	50
23	Sy Nutkevitch (total)	31	2	7	9	-5	8	0	0	37
21	Andrew Radjenovic	22	5	3	8	-13	10	0	0	55
27	Austin Block	14	2	6	8	-13	4	0	0	32
55	Gabriel Levesque	17	1	6	7	-6	26	0	0	14
55	Connor Leen	11	3	3	6	-7	2	0	0	21
15	Jonathan Narbonne	17	3	3	6	1	11	1	0	24
18	Cameron Abney	38	1	5	6	-6	51	0	0	26
5	Gentry Zollars (total)	33	1	4	5	-3	13	0	0	17
5	Corey Fienhage	25	0	5	5	3	14	0	0	23
25	Jim McKenzie	12	1	3	4	2	21	0	0	16
27	Colin Joe	4	1	1	2	2	2	0	0	4
24	Brent Darnell	6	0	2	2	-1	0	0	0	9
23	Trevor Campbell	11	0	2	2	-4	4	0	0	19
47	Ben Lindemulder	14	0	2	2	-6	4	0	0	25
31	Kris Lazaruk	5	0	1	1	0	0	0	0	0
24	Mitch Holmberg	8	0	1	1	-5	0	0	0	12
30	Frans Tuohimaa	33	0	1	1	0	4	0	0	0
33	Aaron Crandall	1	0	0	0	0	0	0	0	0
31	Peter Gibb	1	0	0	0	0	0	0	0	0
33	Garrett Taylor	1	0	0	0	0	0	0	0	0
30	Sean Cahill	4	0	0	0	0	0	0	0	0
21	Sean Menton	4	0	0	0	0	0	0	0	3
21	Dan DeLisle	5	0	0	0	0	2	0	0	8
31	Ty Rimmer	25	0	0	0	0	0	0	0	0
33	Maxime Lagace (total)	28	0	0	0	0	0	0	0	1

GOALTENDERS	GP	MIN	GA	SO	GAA	W	L	OTL	SOL	SVS	SV%
Aaron Crandall	60	0	1	0	1	0	0	0	23	23	1
Maxime Lagace	28	1497	71	2	2.85	11	10	2	2	647	0.901
Ty Rimmer	25	1295	69	1	3.20	8	11	1	2	551	0.889
Frans Tuohimaa	33	1795	98	0	3.28	11	15	2	2	692	0.876
Sean Cahill	4	158	13	0	4.92	0	2	0	0	83	0.865
Kris Lazaruk	5	258	24	0	5.59	0	5	0	0	102	0.81
Garrett Taylor	1	40	5	0	7.50	0	1	0	0	21	0.808
Peter Gibb	1	20	3	0	9.03	0	0	0	0	13	0.812



2014 - 15 AMERICAN HOCKEY LEAGUE FINAL STANDINGS

EASTERN CONFERENCE

ATLANTIC DIVISION	GP	W	L	OTL	SL	PTS	PCT	GF	GA
y Manchester Monarchs	76	50	17	6	3	109	0.717	241	176
x Providence Bruins	76	41	26	7	2	91	0.599	209	185
x Worcester Sharks	76	41	29	4	2	88	0.579	224	198
x Portland Pirates	76	39	28	7	2	87	0.572	203	190
St. John's IceCaps	76	32	33	9	2	75	0.493	183	235
NORTHEAST DIVISION	GP	W	L	OTL	SL	PTS	PCT	GF	GA
y Hartford Wolf Pack	76	43	24	5	4	95	0.625	221	214
x Syracuse Crunch	76	41	25	10	0	92	0.605	218	219
Springfield Falcons	76	38	28	8	2	86	0.566	192	209
Albany Devils	76	37	28	5	6	85	0.559	199	201
Bridgeport Sound Tigers	76	28	40	7	1	64	0.421	213	246
EAST DIVISION	GP	W	L	OTL	SL	PTS	PCT	GF	GA
y Hershey Bears	76	46	22	5	3	100	0.658	218	181
x Wilkes-Barre/Scranton Penguins	76	45	24	3	4	97	0.638	212	163
Binghamton Senators	76	34	34	7	1	76	0.500	242	258
Lehigh Valley Phantoms	76	33	35	7	1	74	0.487	194	237
Norfolk Admirals	76	27	39	6	4	64	0.421	168	219

2015 CALDER CUP PLAYOFFS

FINALS

MANCHESTER vs. UTICA
Manchester wins series 4 - 1

CONFERENCE FINALS

Eastern Conference Finals
MANCHESTER vs. HARTFORD
Manchester wins series 4 - 0

Western Conference Finals
UTICA vs. GRAND RAPIDS
Utica wins series 4 - 2

EASTERN CONFERENCE SEMI FINALS

HERSHEY vs. HARTFORD
Hartford wins series 4 - 2
MANCHESTER vs. W-B/SCRANTON
Manchester wins series 4 - 1

WESTERN CONFERENCE SEMI FINALS

GRAND RAPIDS vs. ROCKFORD
Grand Rapids wins series 4 - 1
UTICA vs. OKLAHOMA CITY
Utica wins series 4 - 3

WESTERN CONFERENCE

NORTH DIVISION	GP	W	L	OTL	SL	PTS	PCT	GF	GA
y Utica Comets	76	47	20	7	2	103	0.678	219	182
x Toronto Marlies	76	40	27	9	0	89	0.586	207	203
Hamilton Bulldogs	76	34	29	12	1	81	0.533	201	208
Adirondack Flames	76	35	33	6	2	78	0.513	233	240
Rochester Americans	76	29	41	5	1	64	0.421	209	251
MIDWEST DIVISION	GP	W	L	OTL	SL	PTS	PCT	GF	GA
y Grand Rapids Griffins	76	46	22	6	2	100	0.658	249	185
x Rockford IceHogs	76	46	23	5	2	99	0.651	222	180
x Chicago Wolves	76	40	29	6	1	87	0.572	210	198
Lake Erie Monsters	76	35	29	8	4	82	0.539	211	240
Milwaukee Admirals	76	33	28	8	7	81	0.533	206	218
SOUTH DIVISION	GP	W	L	OTL	SL	PTS	PCT	GF	GA
y San Antonio Rampage	76	45	23	7	1	98	0.645	248	222
x Texas Stars	76	40	22	13	1	94	0.618	242	216
x Oklahoma City Barons	76	41	27	5	3	90	0.592	224	212
Charlotte Checkers	76	31	38	6	1	69	0.454	172	231
Iowa Wild	76	23	49	2	2	50	0.329	172	245

EASTERN CONFERENCE QUARTER FINALS

W-B/SCRANTON vs. SYRACUSE
W-B/Scranton wins series 3 - 0
HARTFORD vs. PROVIDENCE
Hartford wins series 3 - 2
HERSHEY vs. WORCESTER
Hershey wins series 3 - 1
MANCHESTER vs. PORTLAND
Manchester wins series 3 - 2

WESTERN CONFERENCE QUARTER FINALS

ROCKFORD vs. TEXAS
Rockford wins series 3 - 0
SAN ANTONIO vs. OKLAHOMA CITY
Oklahoma City wins series 3 - 0
GRAND RAPIDS vs. TORONTO
Grand Rapids wins series 3 - 2
UTICA vs. CHICAGO
Utica wins series 3 - 2

2014 - 15 ECHL FINAL STANDINGS

EASTERN CONFERENCE

NORTH DIVISION	GP	W	L	OTL	SL	PTS	PCT	GF	GA
xyz Toledo	72	50	15	5	2	107	0.743	281	182
x Fort Wayne	72	48	18	2	4	102	0.708	251	200
x Kalamazoo	72	36	30	3	3	78	0.542	226	233
x Wheeling	72	37	33	1	1	76	0.528	210	213
Cincinnati	72	31	30	2	9	73	0.507	195	212
Indy	72	31	30	4	7	73	0.507	197	221
Evanville	72	15	48	6	3	39	0.271	169	271
EAST DIVISION	GP	W	L	OTL	SL	PTS	PCT	GF	GA
xy Florida	72	49	16	2	5	105	0.729	267	208
x South Carolina	72	45	20	1	6	97	0.674	224	163
x Reading	72	45	21	4	2	96	0.667	259	210
x Orlando	72	37	25	6	4	84	0.583	236	215
Greenville	72	39	29	1	3	82	0.569	216	215
Elmira	72	32	33	0	7	71	0.493	186	217
Gwinnett	72	20	45	3	4	47	0.326	174	263
CENTRAL DIVISION	GP	W	L	OTL	SL	PTS	PCT	GF	GA
xy Allen	72	48	14	6	4	106	0.736	292	203
x Rapid City	72	37	28	2	5	81	0.562	218	206
x Quad City	72	37	28	4	3	81	0.562	205	186
x Tulsa	72	37	29	3	3	80	0.556	248	244
Wichita	72	32	31	2	7	73	0.507	213	240
Missouri	72	28	35	5	4	65	0.451	192	231
Brampton	72	23	46	3	0	49	0.340	181	298
PACIFIC DIVISION	GP	W	L	OTL	SL	PTS	PCT	GF	GA
xy Idaho	72	48	18	2	4	102	0.708	258	187
x Ontario	72	43	19	4	6	96	0.667	239	184
x Colorado	72	41	23	4	4	90	0.625	236	209
x Utah	72	37	27	5	3	82	0.569	213	219
Alaska	72	35	30	3	4	77	0.535	237	233
Bakersfield	72	26	38	3	5	60	0.417	202	265
Stockton	72	21	49	1	1	44	0.306	199	296

KELLY CUP FINALS

SOUTH CAROLINA (3) vs ALLEN (4)
Allen wins series 4 - 3

CONFERENCE FINALS

Eastern Conference Finals
TOLEDO (3) vs SOUTH CAROLINA (4)
South Carolina wins series 4 - 3

Western Conference Finals

ALLEN (4) vs ONTARIO (3)
Allen wins series 4 - 3

CONFERENCE SEMIFINALS

Eastern Conference Semifinals
TOLEDO (4) vs FORT WAYNE (3)
Toledo wins series 4 - 3
FLORIDA (2) vs SOUTH CAROLINA (4)
South Carolina wins series 4 - 2

Western Conference Semifinals

ALLEN (4) vs RAPID CITY (2)
Allen wins series 4 - 2

UTAH (1) vs ONTARIO (4)

Ontario wins series 4 - 1

CONFERENCE QUARTERFINALS

Eastern Conference Quarterfinals

TOLEDO (4) vs WHEELING (3)
Toledo wins series 4 - 3

FORT WAYNE (4) vs KALAMAZOO (1)

Fort Wayne wins series 4 - 1

FLORIDA (4) vs ORLANDO (2)

Florida wins series 4 - 2

SOUTH CAROLINA (4) vs READING (3)

South Carolina wins series 4 - 3

Western Conference Quarterfinals

ALLEN (4) vs TULSA (1)

Allen wins series 4 - 1

RAPID CITY (4) vs QUAD CITY (3)

Rapid City wins series 4 - 3

IDAHO (2) vs UTAH (4)

Utah wins series 4 - 2

ONTARIO (4) vs COLORADO (3)

Ontario wins series 4 - 3



EDMONTON OILERS YEARLY AFFILIATES

SEASON	TEAM	LEAGUE	GENERAL MANAGER	COACH
1979-80	Houston Apollos	CHL	Al Rollins	Al Rollins
1980-81	Wichita Wind	CHL	Larry Gordon	Ace Bailey
1981-82	Wichita Wind	CHL	Larry Gordon	John Muckler
1982-83	Moncton Alpines	AHL	Doug Messier	Doug Messier
1983-84	Moncton Alpines	AHL	Doug Messier	Doug Messier
1984-85	Nova Scotia Oilers	AHL	Larry Kish	Larry Kish
1985-86	Nova Scotia Oilers	AHL	Larry Kish	Larry Kish
1986-87	Nova Scotia Oilers	AHL	Larry Kish	Larry Kish
1987-88	Nova Scotia Oilers	AHL	Dave Andrews	Ron Low
1988-89	Cape Breton Oilers	AHL	Dave Andrews	Ron Low
1989-90	Cape Breton Oilers	AHL	Dave Andrews	Don MacAdam
1990-91	Cape Breton Oilers	AHL	Dave Andrews	Don MacAdam
1991-92	Cape Breton Oilers	AHL	Dave Andrews	Don MacAdam
1992-93*	Cape Breton Oilers	AHL	Dave Andrews	George Burnett
1993-94	Cape Breton Oilers	AHL	Dave Andrews	George Burnett
1994-95	Cape Breton Oilers	AHL	Scott Howson	Peter Mahovlich
1995-96	Cape Breton Oilers	AHL	Scott Howson	Lorne Molleken
1996-97	Hamilton Bulldogs	AHL	Scott Howson	Lorne Molleken
1997-98	Hamilton Bulldogs	AHL	Scott Howson	Lorne Molleken
1998-99	Hamilton Bulldogs	AHL	Scott Howson	Walt Kyle
1999-00	Hamilton Bulldogs	AHL	Scott Howson	Walt Kyle
2000-01	Hamilton Bulldogs	AHL	Scott Howson	Claude Julien
2001-02	Hamilton Bulldogs	AHL	Scott Howson	Claude Julien
2002-03	Hamilton Bulldogs	AHL	Scott Howson	Claude Julien/ Geoff Ward
2003-04	Toronto Roadrunners	AHL	Scott Howson	Geoff Ward
2004-05	Edmonton Road Runners	AHL	Scott Howson	Geoff Ward
2005-06	Hamilton Bulldogs+ Iowa Stars#	AHL	Andre Savard	Don Lever
2006-07	Grand Rapids Griffins^ Hamilton Bulldogs*+ Iowa Stars# Milwaukee Admirals% Wilkes-Barre/ Scranton Penguins&	AHL AHL AHL AHL AHL	Scott White Bob McNamara Brian Lewis Scott White Jon Greenberg	Dave Allison Greg Ireland Don Lever Dave Allison Claude Noel
2007-08	Springfield Falcons	AHL	Bruce Landon	Todd Richards
2008-09	Springfield Falcons	AHL	Bruce Landon	Kelly Buchberger
2009-10	Springfield Falcons	AHL	Bruce Landon	Jeff Truitt / Rob Daum
2010-11	Oklahoma City Barons	AHL	Bill Scott	Rob Daum
2011-12	Oklahoma City Barons	AHL	Bill Scott	Todd Nelson
2012-13	Oklahoma City Barons	AHL	Bill Scott	Todd Nelson
2013-14	Oklahoma City Barons	AHL	Bill Scott	Todd Nelson
2014-15	Oklahoma City Barons	AHL	Bill Scott	Todd Nelson
				Todd Nelson/Gerry Fleming

* AHL Calder Cup Champions

+ Shared affiliation with Montreal Canadiens.

^ Shared affiliation with Detroit Red Wings.

& Shared affiliation with Pittsburgh Penguins.

CHL – Central Hockey League

AHL – American Hockey League

Shared affiliation with Dallas Stars.

% Shared affiliation with Nashville Predators.



EDMONTON OILERS AFFILIATES YEARLY RECORDS

SEASON	TEAM	GP	W	L	T	OTL	GF	GA	PTS	PCT.	STANDING
1979-80	Houston	80	32	38	10		300	319	74	.463	6th
1980-81	Wichita	80	32	45	3		307	345	67	.419	6th
1981-82	Wichita	80	44	33	3		343	289	91	.569	1st - Southern Div.
1982-83	Moncton	80	34	39	7		304	315	75	.469	5th - Northern Div.
1983-84	Moncton	80	32	40	8		251	278	72	.450	5th - Northern Div.
1984-85	Nova Scotia	80	36	37	7		292	295	79	.494	4th - Northern Div.
1985-86	Nova Scotia	80	29	43	8		314	353	66	.413	6th - Northern Div.
1986-87	Nova Scotia	80	38	39	3 ^		318	315	79	.494	4th - Northern Div.
1987-88	Nova Scotia	80	35	36(2)	9		323	343	81	.506	4th - Northern Div.
1988-89	Cape Breton	80	27	47	6		308	388	60	.375	7th - Northern Div.
1989-90	Cape Breton	80	39	34	7		317	306	85	.531	2nd - Northern Div.
1990-91	Cape Breton	80	41	31	8		306	301	90	.563	2nd - Northern Div.
1991-92	Cape Breton	80	36	34	10		336	330	82	.513	3rd - Atlantic Div.
1992-93*	Cape Breton	80	36	32	12		356	336	84	.525	3rd - Atlantic Div.
1993-94	Cape Breton	80	32	35	13		316	339	77	.481	4th - Atlantic Div.
1994-95	Cape Breton	80	27	44	9		298	342	63	.394	5th - Atlantic Div.
1995-96	Cape Breton	80	33	44(4)	3		290	323	73	.431	5th - Atlantic Div.
1996-97	Hamilton	80	28	39(4)	9		220	276	69	.406	3rd - Canadian Div.
1997-98	Hamilton	80	36	22(5)	17		264	242	94	.588	2nd - Empire Div.
1998-99	Hamilton	80	40	29(4)	7		229	206	91	.569	3rd - Empire Div.
1999-00	Hamilton	80	27	34(6)	13		225	262	73	.456	3rd - Empire Div.
2000-01	Hamilton	80	28	41(5)	6		227	281	67	.419	4th - Canadian Div.
2001-02	Hamilton	80	37	30(3)	10		247	206	87	.544	2nd - Canadian Div.
2002-03	Hamilton	80	49	19	8	4	279	191	110	.688	1st - Canadian Div.
2003-04	Toronto	80	35	34	8	3	219	224	81	.505	5th - North Div.
2004-05	Edmonton	80	32	33	4	11	201	223	79	.494	6th - North Div.
2005-06	Hamilton+	80	35	41	0	4	225	251	74	.463	6th - North Div.
	Iowa#	80	41	31	1	7	238	228	90	.563	4th - West Div.
2006-07	Grand Rapids^	80	37	32	-	11	226	244	85	.531	4th - North Div.
	Hamilton*+	80	43	28	-	9	243	208	95	.594	3rd - North Div.
	Iowa#	80	42	34	-	4	221	231	88	.550	4th - West Div.
	Milwaukee%	80	41	25	-	14	227	230	96	.600	3rd - West Div.
	Wilkes-Barre&	80	51	23	-	6	276	221	108	.675	2nd - East Div.
2007-08	Springfield	80	35	35	-	10	214	257	80	.500	5th - Atlantic Div.
2008-09	Springfield	80	24	44	-	12	188	258	60	.375	7th - Atlantic Div.
2009-10	Springfield	80	25	39	-	16	207	296	66	.413	8th - Atlantic Div.
2010-11	Oklahoma	80	40	29	-	11	245	234	91	.569	5th - Western Div.
2011-12	Oklahoma	76	45	22	-	9	213	176	99	.651	1st - Western Div.
2012-13	Oklahoma	76	40	34	0	2	240	228	91	.599	3rd - South Div.
2013-14	Oklahoma	76	36	29	-	11	239	256	83	.546	3rd - West Div.
2014-15	Oklahoma	76	41	27	5	3	224	212	90	.559	3rd - West Div.

* AHL Calder Cup Champions

+ Shared affiliation with Montreal Canadiens.

^ Shared affiliation with Detroit Red Wings.

& Shared affiliation with Pittsburgh Penguins.

@ Shootout losses worth one point.

() Number of overtime losses worth one point.

Shared affiliation with Dallas Stars.

% Shared affiliation with Nashville Predators.



EDMONTON OILERS AFFILIATES YEARLY SCORING LEADERS

SEASON	PLAYER	TEAM	GP	G	A	PTS	PIM
1979-80	Mike Toal	Houston	76	31	45	76	47
1980-81	Tom Roulston	Wichita	69	63	44	107	93
1981-82	Walt Poddubny	Wichita	60	35	46	81	79
1982-83	Ray Cote	Moncton	80	28	63	91	35
1983-84	Ray Cote	Moncton	66	26	36	62	99
1984-85	Ray Cote	Nova Scotia	79	36	43	79	63
1985-86	Mike Rogers	Nova Scotia	53	24	43	67	44
1986-87	Bruce Boudreau	Nova Scotia	78	35	47	82	40
1987-88	Mark Lamb	Nova Scotia	69	27	61	88	45
1988-89	Mark Lamb	Cape Breton	54	33	49	82	29
1989-90	John LeBlanc	Cape Breton	77	54	34	88	50
1990-91	Shaun Van Allen	Cape Breton	76	25	75	100	182
1991-92	Shaun Van Allen	Cape Breton	77	29	84	113	80
1992-93	Dan Currie	Cape Breton	75	57	41	98	73
1993-94	Peter White	Cape Breton	45	21	49	70	12
1994-95	Peter White	Cape Breton	65	36	69	105	30
1995-96	Rem Murray	Cape Breton	79	31	59	90	40
1996-97	Ralph Intrantuovo	Hamilton	68	36	40	76	88
1997-98	Jeff Daw	Hamilton	79	28	35	63	20
1998-99	Chris Ferraro	Hamilton	72	35	41	76	104
1999-00	Daniel Cleary	Hamilton	58	22	52	74	108
2000-01	Paul Healey	Hamilton	79	39	32	71	34
2001-02	Jason Chimera	Hamilton	77	26	51	77	158
2002-03	Jarret Stoll	Hamilton	76	21	33	54	86
2003-04	Jamie Wright	Toronto	78	25	30	55	101
2004-05	Tony Salmelainen	Edmonton	76	22	24	46	26
	Raffi Torres	Edmonton	67	21	25	46	165
2005-06	Marc-Antoine Pouliot	Hamilton+	65	15	31	46	63
	Toby Petersen	Iowa#	79	26	47	73	48
2006-07	Kyle Brodziak	Wilkes-Barre/Scranton&	62	24	32	56	44
	Danny Syvret	Grand Rapids^	57	4	16	20	16
	Mathieu Roy	Hamilton+	31	6	12	18	40
2007-08	Rob Schremp	Springfield	78	23	53	76	64
2008-09	Ryan Potulny	Springfield	69	37	23	60	44
2009-10	Charles Linglet	Springfield	75	19	55	74	36
2010-11	Alexandre Giroux	Oklahoma	70	32	46	78	63
2011-12	Ryan Keller	Oklahoma	71	21	28	49	38
2012-13	Mark Arcobello	Oklahoma	74	22	46	68	48
2013-14	Roman Horak	Oklahoma	66	23	32	55	22
2014-15	Andrew Miller	Oklahoma	63	27	33	60	16

+ Shared affiliation with Montreal Canadiens.

^ Shared affiliation with Detroit Red Wings.

Shared affiliation with Dallas Stars.

& Shared affiliation with Pittsburgh Penguins.



FOR YOUR INFORMATION

Accreditation

All media and photographers' passes issued by the Edmonton Oilers are valid only for the date(s) noted and are non-transferable. Passes may not be used to gain access to Rexall Place or practice facilities for the purpose of obtaining autographs or memorabilia from members of the Edmonton Oilers Hockey Club. The Edmonton Oilers reserve the right to revoke passes at any time. ALL PASSES MUST BE VISIBLE AT ALL TIMES.

The Bill Tuele Press Box at Rexall Place is divided into four working areas. On the west side, you will find the general media area for all newspaper reporters and electronic journalists not involved in play-by-play. Most seats are specifically allocated with appropriate signage, but if there is any confusion, please direct any queries to the Edmonton Oilers communications staff at position one. The east side of the press box is divided into ten separate booths, in which you will find on-air radio and television broadcasts, home and visiting team officials and a video tape crew. The north side and south ends, which do not have working benches, are designed for overflow media as well as reporters who do not cover the NHL full-time.

To gain access to the press box, there are four entrance stairways, any one of which will lead you to the area in which your seat is located, however, it should be pointed out that unless you have an Edmonton Oilers press pass, you will not be able to enter the main working areas. Single game passes may be obtained by contacting the Edmonton Oilers communications staff at least one day prior to the game.

All media should enter Rexall Place through the Oilers Game Day Pass Gate, located on the north side of the building.

Photographers

Photography passes are issued by Andy Devlin, Edmonton Oilers Team Photographer (lamedia@telus.net) and those accredited as photo journalists are asked to report to the media lounge at least one hour before the game for individual seat allocation. Andy Devlin will have the final say in terms of seat allocation.

Communications

Telephones are provided in the press box and media work room. All calls must be billed to your credit card or charges must be reversed. Wireless internet access is available in both the press box and media work room.

Media Services

The media lounge will be open an hour and a half before each game. It will be closed during and after the game. Game notes, programs and lineups will be available in the lounge. Hot coffee, soft drinks and ice water are offered in the press box during the game.

A press box announcing service is in effect throughout the game.

Closed circuit television monitors are located for your convenience on the west side of the press box.

Game statistics will be distributed after each period in the press box, while final game sheets will be distributed in the Edmonton Oilers dressing room and the ice level media work room 15 minutes after the game.



EDMONTON OILERS MEDIA GUIDELINES 2015-16

With the growing number of media and the expanding need to include video, audio and still photos on the Internet, the Edmonton Oilers have revised their media guidelines to align themselves with the NHL's internet guidelines, as well as those from other clubs – specifically Canadian franchises.

GENERAL GUIDELINES:

- Cell phones, or personal digital assistants (PDAs) with cell phone capabilities, cannot be used for any purpose in the Oilers dressing and workout rooms at any time.
- Photographers will only be granted access to the dressing room post-game or post-practice for specific still image opportunities upon advance specific request from the sports editor (e.g. milestones, new goaltender mask (with player's permission), or player's first goal etc.).
- Stock and general still and video images are not permitted to be shot in the dressing and workout rooms, e.g., photographers/cameramen will not be allowed to stand at the entrance and pan the room, take stock and general images of players/room, or of players undressing out of their equipment.
- Reporters and photographers using a still camera or mini-cam for video purposes must inform the player or coach and inform the Oilers communications staff beforehand.
- All video must adhere to the NHL's broadcast policies. Material may only be used for editorial purposes.
- The Oilers do not allow photographers in their dressing room while on the road.

Guidelines for use of Oilers video- and audio-related content* on Internet platforms:

- No game action (video or audio) may be captured by any means or method.
 - Video and audio content recorded at pre- or post-game news conferences, or media availabilities involving the team's coach, players and club executives may not be streamed live without prior written permission from the Oilers.
 - Reasonable amounts of audio or video content gathered pursuant to the credential may be posted on the Internet. Content, up to 120 seconds per day, can be posted and archived for up to 72 hours.
 - The website page that features audio/video must provide links to NHL.com and the Oilers website using the following wording: "Find out more on www.NHL.com and www.edmontonoilers.com". As well, edmontonoilers.com is permitted to link to such posted material.
 - All video and audio content is restricted to use on media websites and may not be "pushed" to other platforms (including but not limited to cell phones).
 - Video and audio content cannot be marketed or sold on a subscription basis.
 - Video and audio content may be used only in editorial.
 - Video and audio content must adhere to the NHL's broadcast policies.
 - There is to be no sponsorship or advertising around the content. Footage may appear with banners and contextual ads, but the ads may not be specifically related to Oilers content.
 - There are no limitations on "talking head" video or audio of reporters at Oilers facilities that do not include team/interview/press conference content.
- * Oilers video- and audio-related content is defined as, but not limited to interviews, news conferences, practices and community-related events. Games fall under the NHL's broadcast policies.
- * Content does not extend to the use of editorial text on the Internet or text alerts sent to PDAs or cell phones.

The Edmonton Oilers reserve the right to enforce and amend these guidelines at any time and to restrict and/or deny access, as necessary to ensure fair application and that all interests are preserved.



NHL PUBLIC RELATIONS DIRECTORY

ANAHEIM DUCKS

Alex Gilchrist
Honda Center
2695 E. Katella Ave.
Anaheim, CA 92806
714-940-2911

ARIZONA COYOTES

Richard Nairn
Jobing.com Arena
9400 W. Maryland Ave.
Glendale, AZ 85305
623-772-3249

BOSTON BRUINS

Matthew Chmura
TD Garden
100 Legends Way
Boston, MA 02114
617-624-1913

BUFFALO SABRES

Michael Gilbert
First Niagara Center
One Seymour H. Knox III Plaza
Buffalo, NY 14203
716-855-4526

CALGARY FLAMES

Peter Hanlon
Scotiabank Saddledome
555 Saddledome Rise SE
Calgary, AB T2P 3B9
403-777-3684

CAROLINA HURRICANES

Mike Sundheim
PNC Arena
1400 Edwards Mill Road
Raleigh, NC 27607
919-861-5477

CHICAGO BLACKHAWKS

Brandon Faber
United Center
1901 W. Madison St.
Chicago, IL 60612
312-455-7060

COLORADO AVALANCHE

Jean Martineau
Pepsi Center
1000 Chopper Circle
Denver, CO 80204
303-405-6005

COLUMBUS BLUE JACKETS

Todd Sharrock
Nationwide Arena
200 W. Nationwide Blvd.
Columbus, OH 43215
614-246-4157

DALLAS STARS

Tom Holy
American Airlines Center
2500 Victory Ave.
Dallas, TX 75219
214-387-5633

DETROIT RED WINGS

Todd Beam
Joe Louis Arena
19 Steve Yzerman Drive
Detroit, MI 48226
313-471-7537

EDMONTON OILERS

J.J. Hebert
Rexall Place
7424 – 118 Ave.
Edmonton, AB T5B 4M9
780-409-5859

FLORIDA PANTHERS

Justin Copertino
BB&T Center
One Panther Parkway
Sunrise, FL 33323
954-835-7712

LOS ANGELES KINGS

Michael Altieri
STAPLES Center
1111 S. Figueroa St.
Los Angeles, CA 90015
310-535-4545

MINNESOTA WILD

Aaron Sickman
Xcel Energy Center
199 W. Kellogg Blvd.
St. Paul, MN 55102
651-602-6009

MONTREAL CANADIENS

Donald Beauchamp
Bell Centre
1909 Ave. des Canadiens-de-Montréal
Montréal, QC H3B 5E8
514-989-2803

NASHVILLE PREDATORS

Kevin Wilson
Bridgestone Arena
501 Broadway
Nashville, TN 37203
615-770-2335

NEW JERSEY DEVILS

Mike Levine
Prudential Center
25 Lafayette St.
Newark, NJ 07102
973-757-6110

NEW YORK ISLANDERS

Kimber Auerbach
Barclays Center
620 Atlantic Ave
Brooklyn, NY 15795
516-501-6841

NEW YORK RANGERS

John Rosasco
Madison Square Garden
Two Pennsylvania Plaza, 26th Floor
New York, NY 10121
212-465-6486

OTTAWA SENATORS

Brian Morris
Canadian Tire Centre
1000 Palladium Drive
Ottawa, ON K2V 1A5
613-599-0289

PHILADELPHIA FLYERS

Zack Hill
Wells Fargo Center
3601 S. Broad St.
Philadelphia, PA 19148
215-389-9437

PITTSBURGH PENGUINS

Jennifer Bullano
CONSOL Energy Center
1001 Fifth Ave.
Pittsburgh, PA 15219
412-255-1828

SAN JOSE SHARKS

Scott Emmert
SAP Center at San Jose
525 W. Santa Clara St.
San Jose, CA 95113
408-999-5713

ST. LOUIS BLUES

Mike Caruso
Scottrade Center
1401 Clark Ave. at Brett Hull Way
St. Louis, MO 63103
314-622-2577

TAMPA BAY LIGHTNING

Bill Wickett
Tampa Bay Times Forum
401 Channelside Drive
Tampa, FL 33602
813-301-6875

TORONTO MAPLE LEAFS

Stephen Keogh
Air Canada Centre
40 Bay St.
Toronto, ON M5J 2X2
416-815-5761

VANCOUVER CANUCKS

Chris Brumwell
Rogers Arena
800 Griffiths Way
Vancouver, BC V6B 6G1
604-899-4623

WASHINGTON CAPITALS

Sergey Kocharov
Verizon Center
601 F St. NW
Washington, DC 20004
202-266-2356

WINNIPEG JETS

Scott Brown
MTS Centre
300 Portage Ave.
Winnipeg, MB R3C 5S4
204-926-5570

NHL – TORONTO

Gary Meagher
50 Bay Street, 11th Floor
Toronto, Ontario M5J 2X8
Telephone: (416) 359-7900

NHL – NEW YORK

Frank Brown
1185 Avenue of the Americas
New York, NY 10036
Telephone: (212) 789-2000



2015-16 NATIONAL HOCKEY LEAGUE DIRECTORY

New York

1185 Avenue of the Americas, New York, NY 10036
O: 212-789-2000 • F: 212-789-2020

Toronto

50 Bay Street, 11th Floor, Toronto, Ontario, M5J 2X8
O: 416-359-7900 • F: 416-981-2779

Montréal

1800 McGill College Avenue, Suite 2600, Montréal, Québec, H3A 3J6
O: 514-841-9220 • F: 514-841-1070



Gary B. Bettman
Commissioner



Bill Daly
Deputy Commissioner

EXECUTIVE

Commissioner	Gary B. Bettman
Deputy Commissioner.....	William Daly
Chief Operating Officer.....	John Collins
Senior Executive Vice President of Hockey Operations	Colin Campbell

COMMUNICATIONS (@PR_NHL)

GARY MEAGHER

Executive Vice President, Communications
O: 416-359-7960, C: 416-729-4700, gmeagher@nhl.com

FRANK BROWN, Group Vice President, Communications
O: 212-789-2042, C: 347-853-4390, fbrown@nhl.com

* Commissioner's Office requests

JAMEY HORAN, Group Vice President

Event Communications & Player Development
O: 212-789-2785, C: 646-652-9981, jhoran@nhl.com

* Deputy Commissioner requests; Event & Player development inquiries

JOHN DELLAPINA, Group Vice President, Communications
O: 212-789-2115, C: 917-363-7988, jdellapina@nhl.com

* Department of Player Safety requests and general hockey inquiries

BENNY ERCOLANI, Statistician & Information Officer
O: 416-359-7963, C: 416-729-5666, bercolani@nhl.com

GREG INGLIS, Senior Director, News Services
O: 212-789-2065, C: 347-853-2461, ginglis@nhl.com

* Editorial content & research

SCHUYLER BAEHMAN

Director, Event Communications & Player Development
O: 212-789-2097, C: 908-917-0456, sbaehman@nhl.com

* Event inquiries

NIRVA MILORD, Director, Communications
O: 212-789-2123, C: 917-715-6187, nmilord@nhl.com

* Corporate communications, entertainment publicity

JENNIFER MOAD, Director, Communications
O: 416-359-7961, C: 416-527-2852, jmoad@nhl.com

JULIE YOUNG, Director, Communications
O: 416-359-7964, C: 416-605-3550, jyoung@nhl.com

* Hockey Operations & Officiating requests

DAVID KEON, Senior Manager, Communications
O: 416-359-7962, C: 416-729-5665, dkeon@nhl.com

* International credentials, Milestones

TREVOR BJERGSO, Manager, Communications
O: 416-359-7965, C: 416-540-5306, tbjergso@nhl.com

* Social Media inquiries, Central Scouting & Situation Room requests

BRENDON CROSSMAN, Manager, Communications
O: 416-359-7903, C: 416-702-4645, bcrossman@nhl.com

* In-Game communications

JASMINE GHAFOUR, Manager, Communications
O: 416-359-7968, C: 647-808-4876, jghafour@nhl.com

* Corporate communications

JOSH BERNSTEIN, Coordinator, Communications
O: 212-789-2609, jbp@nhl.com

* Editorial content and research, Morning Skate

NICOLE BUCKLEY
Coordinator, Event Communications & Player Development
O: 212-789-2066, nicbuckley@nhl.com

* Event credentials

JEFF DAY
Coordinator, Event Communications & Player Development
O: 212-789-2108, jday@nhl.com

GINA MORA
Assistant, Event Communications & Player Development
O: 212-789-2690, gmorra@nhl.com



2015-16 NHL ON-ICE OFFICIALS



REFEREES

NAME	SWEATER #
* BRENK, JAKE	42
CHARRON, FRANCIS	6
* CHMIELEWSKI, TOM	43
DWYER, GORD	19
FURLATT, ERIC	27
* HANSON, TREVOR	47
HASENFRATZ, MIKE	2
HEBERT, GHISLAIN	22
HEBERT, JEAN	15
JACKSON, DAVE	8
JOANNETTE, MARC	25
KIMMERLY, GREG	18
KOWAL, TOM	32
KOZARI, STEVE	40
L'ECUYER, FREDERICK	17
LARUE, DENNIS	14
LEE, CHRIS	28
LEGGO, MIKE	3
* LEMELIN, MARK	41
* LEWIS, DAVE	46
LUXMORE, THOMAS JOHN	21
MARTELL, ROB	26
MCCAULEY, WES	4
* MCISAAC, JON	45
MEIER, BRAD	34
MORTON, DEAN	36
* NICHOLSON, KENDRICK	44
O'HALLORAN, DAN	13
O'ROURKE, DAN	9
PEEL, TIM	20
POCHMARA, BRIAN	16
POLLOCK, KEVIN	33
* RANK, GARRETT	48
REHMAN, KYLE	37
* ROMASKO, EVGENY	39
ROONEY, CHRIS	5
SKILLITER, GRAHAM	24
ST. PIERRE, JUSTIN	12
ST-LAURENT, FRANCOIS	38
SUTHERLAND, KELLY	11
WALSH, IAN	29
WATSON, BRAD	23

LINESMEN

NAME	SWEATER #
* BERG, DEVIN	87
BRISEBOIS, DAVID	96
CAMERON, LONNIE	74
CHERREY, SCOTT	50
CORMIER, MICHEL	76
CVIK, MIKE	88
DEVORSKI, GREG	54
DRISCOLL, SCOTT	68
GALLOWAY, RYAN	82
* GAWRYLETZ, BRANDON	64
GIBBONS, RYAN	58
GIBBS, DARREN	66
* GRANDT, JOHN	98
HENDERSON, DON	91
HEYER, SHANE	55
KOVACHIK, BRAD	71
* KNORR, TRENT	63
LAZAROWICH, BRAD	86
MACH, BRIAN	78
MACPHERSON, MATT	83
MCELMAN, ANDY	90
MILLER, STEVE	89
MURCHISON, KIEL	79
MURPHY, BRIAN	93
MURRAY, JONNY	95
NANSEN, DEREK	70
NELSON, THOR	80
NOWAK, TIM	77
PANCICH, BRYAN	94
RACICOT, PIERRE	65
RODY, VAUGHAN	73
SERICOLO, ANTHONY	84
SHARRERS, JAY	57
SHEWCHYK, MARK	92
WHEELER, MARK	56

* minor league official



NHL HOW TO FIGURE

**** NOTE: No individual skater/goaltender statistics apply for the shootout**

Assist	An assist is awarded to the player or players (maximum of two) who touched the puck prior to the goal, provided no defender plays or possesses the puck in between.
Game Played	A player receives credit for playing in a game if: i) he steps on the ice during time played or; ii) serves any penalty.
Game-Winning Goal	After the final score has been determined, the goal which leaves the winning Club one goal ahead of its opponent is the game-winning goal (example: if Team A beats Team B 8-3, the player scoring the fourth goal for Team A receives credit for the game-winning goal).
Goal	A goal is awarded to the last player on the scoring Club to touch the puck prior to the puck entering the net.
Goals-Against Average	Multiply goals allowed (GA) by 60 and divide by minutes played (MINS).
Goaltender	A goaltender receives a "W" for a win in regulation, overtime or shootout; an "L" for a loss in regulation; or an "OT" for a loss in overtime or shootout.
Penalty-Killing Pct.	Subtract total number of power-play goals allowed from total number of shorthanded situations to get total number of power-plays killed. Divide the total number of power-plays killed by the total number of shorthanded situations.
Plus-Minus	A player receives a "plus" if he is on the ice when his Club scores an even-strength or shorthand goal. He receives a "minus" if he is on the ice for an even-strength or shorthand goal scored by the opposing Club. The difference in these numbers is considered the player's plus-minus statistic.
Power-Play Goal	A goal scored by a Club while it has a manpower advantage due to an opponent's penalty. Following are some examples of what is and is not considered a power-play goal: <ul style="list-style-type: none">• if a Club has an advantage on a minor penalty starting at 2:02 of the period and it scores at 4:02, the goal is not a power-play goal.• if a Club scores on a delayed penalty, the goal is not a power-play goal.• if a Club has an advantage due to a five-minute major or match penalty, that Club is always credited with having one more advantage than the number of power-play goals it scores during that advantage, because the penalty does not expire. A new advantage begins after each power-play goal. For example, if Team A scores three goals during a major penalty, it is credited with four advantages.• if a Club is on a power-play for any length of time, it is considered to have had an advantage.• if a minor penalty is incurred by a Club on a power-play due to a major penalty, a new advantage is given to that Club when its minor penalty expires, provided the opponent's major penalty is still in effect.
Power-Play Percentage	Total number of power-play goals divided by total number of power-play opportunities.
Save Percentage	Subtract goals allowed (GA) from shots against (SA) to determine saves. Then divide saves by shots-against.
Shooting Percentage	Divide the number of goals scored by the number of shots taken.
Shorthand Goal	A goal scored by a Club while it is at a manpower disadvantage. The same cases apply for shorthand as for power-play goals, but in the opposite manner.
Shot on Goal	If a player shoots the puck with the intention of scoring and if that shot would have gone in the net had the goaltender not stopped it, the shot is recorded as a "shot on goal".
Shutout	If two goaltenders combine for a shutout, neither receives credit for the shutout. Instead it is recorded as a Club shutout.
Tenths of a Second	If a penalty or goal occurs in the last minute, the time is rounded off to the previous second (ex: if a penalty is called with 12.4 seconds left in a period, the time is indicated as 19:47 and not 19:48.)
Coaches Record	A coach receives a "W" for a win in regulation, overtime or shootout; an "L" for a loss in regulation; or an "OT" for a loss in overtime or shootout.



2015-16 NHL KEY DATES

September 2015

- 2-4 NHL/NHLPA Rookie Orientation Program (Leesburg, Va.)
- 7-9 NHL/NHLPA Player Media Tour (Toronto, Ont.)
- 9 NHL PR Directors Meeting (Toronto, Ont.)
- 9-10 NHL Broadcast Meetings (Toronto, Ont.)
- 12-14 NHL Officials Training Camp (Buffalo, N.Y.)
- 10 Rookie camps open
- 17 Training camps open
- 20 Preseason schedule begins
- 21 NHL Alumni Awards Gala Dinner – Honorees: Mark Messier, Gerry Sillers and Pete Tucker (Toronto, Ont.)
- 21 2015 Kraft Hockeyville™ Canada: San Jose Sharks vs. Vancouver Canucks (North Saanich, B.C.)
- 24 CCM/USA Hockey All-American Prospects Game (First Niagara Center, Buffalo, N.Y.)
- 29 2015 Kraft Hockeyville™ USA: Tampa Bay Lightning vs. Pittsburgh Penguins (Johnstown, Pa.)
- 29 NHL Board of Governors Meeting (New York, N.Y.)

October 2015

- 6 Opening day playing rosters set (5:00 p.m. ET)
- 7 Opening night: 2015-16 NHL Regular Season begins
- 7 2015 Molson Canadian NHL Face-Off™
- 7 Blackhawks raise Stanley Cup banner: New York Rangers at Chicago Blackhawks
- 9 New York Islanders play first NHL game at Barclays Center vs. Chicago Blackhawks (Brooklyn, N.Y.)
- 19 – Nov. 13 Hockey Fights Cancer Awareness campaign

November 2015

- 6 Hockey Hall of Fame Game: Detroit Red Wings at Toronto Maple Leafs (Air Canada Centre, Toronto, Ont.)
- 9 Hockey Hall of Fame induction ceremony (Toronto, Ont.)
Inductees: Sergei Fedorov, Phil Housley, Nicklas Lidstrom, Chris Pronger, Angela Ruggiero (Player category); Bill Hay, Peter Karmanos Jr. (Builder category); Media honorees: Bob McKenzie, Nick Nickson.
- 10 NHL General Managers' Meeting (Toronto, Ont.)
- 26 NHL Founders Day (1917)
- 27 2015 Discover NHL Thanksgiving Showdown™: New York Rangers at Boston Bruins (1:00 p.m. ET)

December 2015

- 1 Signing deadline for Group 2 free agents (5:00 p.m. ET)
- 7-8 NHL Board of Governors Meeting (Pebble Beach, Calif.)
- 17 U.S. Hockey Hall of Fame induction (Inductees: Ron DeGREGORIO, Chris DRURY, Angela Ruggiero, Mathieu Schneider) & Celebration of Lester Patrick (Recipients: Bob Crocker, Jeremy Jacobs) (Boston, Mass.).
- 19-27 Holiday roster freeze in effect: For all players on an NHL active roster, injured reserve, or with non-roster and injured non-roster status as of midnight (local time) Dec. 19, a roster freeze shall apply through midnight (local time) Dec. 27, with respect to waivers, trades and loans, subject to the exceptions provided for in CBA Article 16.5 (d).
- 23-25 Holiday break (no scheduled practices – dressing rooms closed)
- 26 – Jan. 5 IIHF World Junior Championship (Helsinki, Finland)

January 2016

- 1 2016 Bridgestone NHL Winter Classic®:
Montreal Canadiens vs. Boston Bruins (Gillette Stadium, Foxborough, Mass.)
- 12 USHL/NHL Top Prospects Game (Omaha, Nebr.)
- Week of 18th NHL Central Scouting Mid-Season Rankings release
- 28 CHL/NHL Top Prospects Game (Pacific Coliseum, Vancouver, B.C.)



- 28 – Feb. 1 NHL All-Star Break (no games played)
- 28-31 No scheduled practices – dressing rooms closed
- 30 NHL All-Star Skills Competition™ (Bridgestone Arena, Nashville, Tenn.)
- 31 2016 NHL All-Star Game (Bridgestone Arena, Nashville, Tenn.)
- 31 – Feb. 1 AHL All-Star Classic (Syracuse, N.Y.)

February 2016

- 1 Hockey is for Everyone Month begins
- 2 NHL Regular Season resumes
- 5-6 ECHL Hockey Heritage Weekend (host: Kalamazoo, Mich.)
- 6 16th Annual Scotiabank Hockey Day in Canada (host: Kamloops, B.C.)
- 21 2016 Coors Light NHL Stadium Series™: Chicago Blackhawks vs. Minnesota Wild (TCF Bank Stadium, Minneapolis, Min.)
- 19-21 9th Annual Hockey Weekend Across America presented by CCM (USA Hockey)
- 27 2016 Coors Light NHL Stadium Series™: Detroit Red Wings vs. Colorado Avalanche (Coors Field, Denver, Colo.)
- 29 Trade deadline (3:00 p.m. ET)

March 2016

- 1 Deadline for each national association to announce at least 16 members of its 2016 World Cup of Hockey roster
- 14-16 NHL General Managers' Meeting (Boca Raton, Fla.)

April 2016

- 7-9 NCAA Frozen Four (Amalie Arena, Tampa Bay, Fla.)
- 9 Last day of regular season (all teams in action)
- Week of 11th NHL Central Scouting Final Rankings release
- 13 Stanley Cup Playoffs begin
- 14-24 IIHF Under-18 World Championship (Grand Forks, N.D.)
- 29-May 15 IIHF World Championship (Moscow and St. Petersburg, Russia)
- TBA NHL Draft Lottery

May 2016

- 19-29 CHL Memorial Cup (Red Deer, Alta.)
- 29-June 4 NHL Scouting Combine (Buffalo, N.Y.)

June 2016

- 1 Deadline for each national association to announce balance of its team's roster (20 skaters and three goalies total) for 2016 World Cup of Hockey
- 18 Last possible day for 2016 Stanley Cup Final
- TBA Deadline for first club-elected salary arbitration (later of June 15 or 48 hours after the conclusion of the Stanley Cup Final, 5:00 p.m. ET)
- TBA NHL Awards
- 24-25 NHL Draft (First Niagara Center, Buffalo, N.Y.)

July 2016

- 1 Free agency begins (12:00 p.m. ET)
- 5 Deadline for player-elected salary arbitration notification (5:00 p.m. ET)
- 6 Deadline for club-elected salary arbitration notification (5:00 p.m. ET)
- 20–Aug. 4 Salary arbitration hearings held

August 2016

- 6 Deadline for salary arbitration decisions to be rendered



NOTES



OFFICIAL 2015-16 EDMONTON OILERS SCHEDULE

SEPTEMBER 2015	SUN	MON	TUE	WED	THU	FRI	SAT
			1	2	3	4	5
	6	7	8	9	10	11	12
	13	14	15	16	17	18	19
	20	21 CGY 7:00 pm CGY 7:00 pm	22	23 WPG 7:00 pm	24	25 WPG 6:00 pm	26 MIN SASKATOON 4:00 pm
	27	28	29 ARI 7:00 pm	30			

OCTOBER 2015	SUN	MON	TUE	WED	THU	FRI	SAT
					1 SN360 7:00 pm	2	3 SNW 8:00 pm
	4	5	6	7	8 SN360 6:00 pm	9	10 MINIC 8:00 pm
	11	12	13 SND 6:30 pm	14	15 SN360 7:00 pm	16	17 MINIC 8:00 pm
	18 SN360 7:00 pm	19	20	21 SN360 7:30 pm	22	23 SN360 7:00 pm	24
	25 SN360 7:30 pm	26	27 SND 6:00 pm	28	29 SN360 7:00 pm	30	31 MINIC 8:00 pm

NOVEMBER 2015	SUN	MON	TUE	WED	THU	FRI	SAT
	1	2	3 SND 7:00 pm	4	5	6 SN 7:40 pm	7
	8 SN 6:00 pm	9	10	11 SN360 8:00 pm	12 SN360 7:00 pm	13	14 MINIC 8:00 pm
	15	16	17	18 SN360 7:30 pm	19	20 SND 7:00 pm	21
	22	23 SNW 5:00 pm	24	25 SN360 5:00 pm	26	27 SNW 5:30 pm	28 MINIC 5:00 pm
	29	30 SN 5:30 pm	31				

DECEMBER 2015	SUN	MON	TUE	WED	THU	FRI	SAT
			1	2 SN360 7:30 pm	3	4 SNW 7:00 pm	5
	6 SN 6:00 pm	7	8	9 SND 7:30 pm	10	11 SNW 7:00 pm	12
	13	14 SNW 5:00 pm	15 SNW 5:00 pm	16	17 SND 6:30 pm	18	19 MINIC 8:00 pm
	20	21 SNW 7:00 pm	22	23	24	25	26 MINIC 8:00 pm
	27 SN 7:00 pm	28	29 SND 7:00 pm	30	31 SNW 7:00 pm		

All game times and stations are subject to change. Check EdmontonOilers.com for the latest schedule.

PRE-SEASON	PRE-SEASON	SN	Televised on Sportsnet West	MINIC	Televised on Hockey Night in Canada
HOME	AWAY	SNW	Televised on Sportsnet West	CITY	Televised on CITY TV
		SND	Televised on Sportsnet Oilers		All games heard on the Oilers Radio Network
		SN360	Televised on Sportsnet 360		

"Copyright (c) 2015 by the National Hockey League. All right reserved. Reproduction in whole or in part without permission of the National Hockey League is strictly prohibited. Publication of this schedule is permitted for the sole purpose of informing members of the public who wish to attend or view on television National Hockey League games. Any other publication or use of any portion of this schedule, including for the purpose of lottery or other form of gambling, whether such gambling is legal or illegal, is strictly prohibited."

JANUARY 2016	SUN	MON	TUE	WED	THU	FRI	SAT
						1	2 SNW ARI 2:00 pm
	3	4 SNW CAR 7:00 pm	5	6	7	8 SNW TBL 7:00 pm	9
	10 SN360 FLA 7:30 pm	11	12 SNW ARI 7:00 pm	13	14 SNW SJS 8:30 pm	15	16 MINIC CGY 8:00 pm
	17	18 SNW FLA 5:30 pm	19 SNW TBL 5:30 pm	20	21 SNW DAL 6:30 pm	22	23 MINIC NSH 8:00 pm
	24	25	26	27	28	29	30

FEBRUARY 2016	SUN	MON	TUE	WED	THU	FRI	SAT
		1	2 SNW CBJ 7:00 pm	3	4 SNW OTT 5:30 pm	5	6 MINIC MTL 12:00 pm
	7 SN360 NYI 12:30 pm	8	9 SND NJ 5:00 pm	10	11 SNW TOR 7:00 pm	12	13 MINIC WPG 8:00 pm
	14	15	16 SNW ANA 7:00 pm	17	18 SNW MIN 7:00 pm	19	20 MINIC COL 8:00 pm
	21	22	23 SNW OTT 7:00 pm	24	25 SN360 LAK 8:30 pm	26 SNW ANA 8:00 pm	27
	28 SN360 NYI 7:30 pm	29					

MARCH 2016	SUN	MON	TUE	WED	THU	FRI	SAT
			1 SND BUF 5:30 pm	2	3 SNW PHI 5:00 pm	4 SNW CBJ 5:00 pm	5
	6 SNW WPG 5:00 pm	7	8 SNW SJS 7:00 pm	9	10 SNW MIN 6:00 pm	11	12 MINIC ARI 8:00 pm
	13	14 SND NSH 7:00 pm	15	16 SNW STL 7:30 pm	17	18 SNW VAN 7:00 pm	19
	20 SN360 COL 7:30 pm	21	22 SNW ARI 8:30 pm	23	24 SND SJS 8:30 pm	25	26 MINIC LAK 8:00 pm
	27	28 SNW ANA 7:00 pm	29	30	31		

APRIL 2016	SUN	MON	TUE	WED	THU	FRI	SAT
						1	2 MINIC CGY 8:00 pm
	3	4	5	6 SNW VAN 8:00 pm	7	8	9 MINIC VAN 8:00 pm
	10	11	12	13	14	15	16
	17	18	19	20	21	22	23
	24	25	26	27	28	29	30

ABBREVIATIONS

ANA - Anaheim	DET - Detroit	PHI - Philadelphia
ARI - Arizona	FLA - Florida	PIT - Pittsburgh
BOS - Boston	LAK - Los Angeles	SJS - San Jose
BUF - Buffalo	MIN - Minnesota	STL - St. Louis
CAR - Carolina	MTL - Montreal	TBL - Tampa Bay
CBJ - Columbus	NJD - New Jersey	TOR - Toronto
CGY - Calgary	NSH - Nashville	VAN - Vancouver
CHI - Chicago	NYI - NY Islanders	WPG - Winnipeg
COL - Colorado	NYR - NY Rangers	WSH - Washington
DAL - Dallas	OTT - Ottawa	

DIEHARD FAN

meet

DIEHARD CAN[®]



**DIEHARD FAN & PROUD PARTNER
OF THE EDMONTON OILERS**



*MUST BE LEGAL DRINKING AGE. FOR A LIMITED TIME ONLY, WHILE SUPPLIES LAST. MOLSON CANADIAN IS A REGISTERED TRADE-MARK OF MOLSON CANADA 2005. THE EDMONTON OILERS AND ASSOCIATED LOGOS ARE REGISTERED TRADEMARKS OWNED BY EDMONTON OILERS HOCKEY CORP. AND ARE USED UNDER LICENSE. ALL RIGHTS RESERVED.



EdmontonOilers.com

