



2014-15

EDMONTON OILERS MEDIA GUIDE

WE'VE GOT THE RINK. WE NEED THE PLAYERS.

TELL US WHAT YOU DO FOR HOCKEY FOR A CHANCE TO PLAY* HERE.

#ANYTHINGFORHOCKEY



DIEHARD FAN & SPONSOR OF THE OILERS.

*Must be 19 years of age or older. No purchase necessary. Skill testing question applies. Ten (10) prizes available to be won, each worth \$10,000.00 CAD. Contest ends Jan. 31, 2015. Visit molsoncanadian.ca for contest details.

The Edmonton Oilers and associated logos are registered trademarks owned by Rexall Sports Corp. and are used under license. All rights reserved.





EDMONTON OILERS

TABLE OF CONTENTS

THE MANAGEMENT

Oilers Directory.....	3-5
Daryl A. Katz - Owner & Governor	6
Kevin Lowe - President of Hockey Operations & Vice Chair OEG/Alternate Governor.....	7
Bob Nicholson - Vice Chair OEG	9
Patrick LaForge - President & Chief Operating Officer OEG.....	10
Craig MacTavish - General Manager	11
Scott Howson - Senior Vice-President, Hockey Operations	12
Bill Scott - Assistant General Manager	13
Dallas Eakins - Head Coach.....	14
Keith Acton - Associate Coach.....	15
Craig Ramsay - Assistant Coach.....	16
Rocky Thompson - Assistant Coach.....	17
Frederic Chabot - Goaltending Coach.....	18
Sylvain Rodrigue - Goaltending Consultant.....	19
Myles Fee - Video Coach.....	20
David Pettetier - Skating Coach	20
Steve Serdachny - Skills Coach	20
Hockey Operations Staff.....	21-23
Training Staff	24-28
Edmonton Oilers Community Foundation.....	29-31
Molson Cup	32

PLAYER PROFILES

Mark Arcobello.....	34
Keith Aulie.....	36
Jordan Eberle.....	38
Viktor Fasth.....	40
Mark Fayne.....	42
Andrew Ference.....	44
Luke Gazdic.....	46
Boyd Gordon	48
Taylor Hall	50
Matt Hendricks.....	52
Jesse Joensuu.....	54
Oscar Klefbom.....	56
Anton Lander.....	58
Martin Marincin.....	60
Nikita Nikitin.....	62
Ryan Nugent-Hopkins.....	64
David Perron.....	66
Jeff Petry.....	68
Steven Pinizzotto.....	70
Benoit Pouliot.....	72

Teddy Purcell.....	74
Justin Schultz.....	76
Ben Scrivens.....	78
Nail Yakupov.....	80
In The System.....	82-91
2014-2015 Training Camp Roster.....	92-93

2013-2014 IN REVIEW

THE NHL IN REVIEW

Final Standings.....	94
Award Winners	94
Scoring Leaders.....	95
Goaltending Leaders	95
All-Star Teams.....	96
Entry Draft.....	96
Oilers Season Openers.....	96

OILERS IN REVIEW

Final Scoring Statistics.....	97
Real Time Scoring Statistics.....	98
Oilers Home Openers	98
Game Results.....	99
Oilers Team Captains.....	100
Edmonton Oilers Back to Back Games.....	101
Individual Statistics vs Opposition.....	102-159

THE OILERS RECORD BOOK

Year-by-Year Record.....	160
Yearly Home Record.....	160
Yearly Road Record.....	161
Jersey Retirement Games	161
Career Record vs Opposition	162
Monthly Regular Season Record	163
Man Games Lost Due to Injury by Season	164
Edmonton Oilers Injury Report.....	164
Record in Afternoon Games	165
Home Afternoon Games.....	165
Overtime Record Year-by-Year.....	166
Overtime Record vs Opposition.....	166
Oilers Shootout Record.....	167
Oilers Shootout Results.....	168-169
Individual Career Shootout Statistics.....	170
Oilers Year-By-Year Special Teams.....	171
NHL All-Star Team Selections.....	172
Oilers in the NHL All-Star Game	172
NHL Award Winners	172
All-Time Oilers Award Winners.....	173
All-Time Oilers Molson Cup Winners.....	173
Oilers Molson 3 Stars By Player and Month	174
Oilers Molson Cup Monthly Winners.....	174



2013-14 Edmonton Oilers Molson Cup Standings.....	177
Entry Draft Selections Year-by-Year.....	176-181
Oilers All-Time Sweater Numbers.....	182-183
Oilers Career Scoring Leaders.....	184
Oilers All-Time NHL Roster.....	185-191
Oilers All-Time Leaders.....	192
Oilers 100-or-More Point Seasons.....	192
Oilers Yearly Leaders.....	193-197
Oilers Rookie Records.....	198
Multiple Point Games.....	199
Oilers 20 Goal Seasons By Player.....	200
Oilers 20 Goal Seasons By Season.....	201
Oilers 20 Goal Seasons.....	202-203
Oilers Three-or-More Goal Games.....	204
Active Oilers Three-or-More Goal Games.....	204
Oilers All-Time Three-or-More Goal Games.....	205-208
All-Time Regular Season Goaltending Records.....	209
Oilers Career Goaltending Leaders.....	210
Oilers Yearly Goaltending Leaders.....	211-215
Oilers All-Time Shutouts.....	215-216
All-Time Shutouts Versus Oilers.....	217-218
Oilers Penalty Shots.....	219
Penalty Shots Versus Oilers.....	220
Oilers Year-by-Year Results and Statistics.....	221-254
Oilers All-Time Pre-Season Record.....	255
Oilers NHL Firsts.....	256
Opponents Firsts vs Oilers.....	256
NHL Individual Records Held by Oilers.....	257-258
NHL Team Records Held or Co-Held by Oilers.....	259
Individual Records.....	259-266
Team Records.....	267-274

STANLEY CUP PLAYOFFS

Yearly Playoff Records.....	275
Stanley Cup Final Record.....	275
All-Time Results.....	276-282
Career Playoff Scoring.....	283
All-Time Playoff Three-or-More Goal Games.....	284
All-Time Playoff Goal Scoring Breakdown.....	285
Career Goaltending Statistics.....	285
Playoff Firsts.....	286
Individual Playoff Records.....	287-292
Team Playoff Records.....	292-299

OILERS AFFILIATES

Oklahoma City Barons.....	300
2013-14 Oklahoma City Barons Final Scoring.....	301
2014 Oklahoma City Barons Playoff Stats.....	302
Bakersfield Condors.....	303
2013-14 Bakersfield Condors Final Scoring.....	304
2014 Bakersfield Condors Playoff Stats.....	305
2013-14 AHL Final Standings.....	306
2013-14 ECHL Final Standings.....	306
Oilers Yearly Affiliates.....	307
All-Time Oilers Affiliates Records.....	308-309
Media Information.....	310
Media Guidelines.....	311
NHL Public Relations Directory.....	312
2014-15 NHL Directory.....	313
2014-15 NHL Officials.....	314
NHL How To Figure.....	315
NHL Critical Dates.....	316-317
Oilers Schedule.....	320



Published by THE EDMONTON OILERS HOCKEY CLUB

Editors: J.J. Hebert/Patrick Garland/Shawn May

Photography: Andy Devlin, LA MEDIA Photography & Design

Statistical Assistance provided by: Dan Diamond and Associates &
Bob Waterman, Elias Sports Bureau

Printed by RR Donnelley

All Contents Herein Copyright © 2014



MAILING ADDRESS:

Edmonton Oilers Hockey Club
11230 – 110 Street
Edmonton, AB T5G 3H7
Phone: 780-414-GOAL(4625)
Fax: 780-409-5890

SHIPPING/COURIER ADDRESS

Edmonton Oilers Hockey Club
11230 – 110 Street
Edmonton, AB T5G 3H7
Press Box Phone: 780-409-3780
Media Lounge Phone: 780-409-3778
Website: www.edmontonoilers.com

HOCKEY OPERATIONS

Owner & Governor.....	Daryl A. Katz (Rexall Sports Corp)
President of Hockey Operations,	
Alternate Governor & Vice Chair OEG.....	Kevin Lowe
Vice Chair OEG.....	Bob Nicholson
President, COO & Alternate Governor.....	Patrick LaForge
General Manager.....	Craig MacTavish
Senior Vice President, Hockey Operations.....	Scott Howson
Assistant General Manager.....	Bill Scott
Head Coach.....	Dallas Eakins
Associate Coach.....	Keith Acton
Assistant Coach.....	Craig Ramsay
Assistant Coach.....	Rocky Thompson
Goaltending Coach.....	Frederic Chabot
Goaltending Consultant.....	Sylvain Rodrigue
Manager, Player Personnel.....	Kelly Buchberger
Video Coach.....	Myles Fee
Skills Coach.....	Steve Serdachny
Skating Coach.....	David Pelletier
Player Development, Senior Director.....	Rick Carriere
Director, Research, Analysis & Software Development.....	Sean Draper
Director, Coaching Development & Special Projects.....	Billy Moores
Manager, Hockey Administration.....	Connie Hadden
Senior Coordinator, Video Development.....	Brian Ross
Senior Coordinator, Medical Services.....	Ken Lowe
Administrative Assistant, Player Development.....	Justin Mahe
Player Development Assistant.....	Ryan Rondeau
Family Liaison.....	Jill Metz
Performance Consultant.....	Dr. Kimberley Amirault-Ryan
Head Scouts, Amateur.....	Stu MacGregor
Head Scouts, Pro.....	Morey Gare
Amateur Scouts.....	Bob Brown, James Crosson, Joseph Cucci, Bill Dandy, Brad Davis, Pelle Eklund, Scott Harlow, Kent Hawley, Dave Heitz, James McGregor, Frank Musil, Robert Nordmark, Matti Virmanen
Pro Scouts.....	Chris Cichocki, Dave Semenko, Duane Sutter

MEDICAL AND TRAINING STAFF

Athletic Therapist, Head.....	T.D. Forss
Athletic Therapist, Assistants.....	Chris Davie, Ryan Williams
Equipment Manager.....	Jeff Lang
Assistant Equipment Managers.....	Brad Harrison, Chad Scharff
Massage Therapist.....	Stephen Lines
Director, Performance.....	Simon Bennett
Strength and Conditioning Coach.....	Chad Drummond
Assistant Strength & Conditioning Coach.....	Joel Schneider
Fitness Consultant.....	Dean Golich
Team Medical Chief of Staff.....	Dr. Dhiren Naidu



Team Physicians.....	Drs. John Clarke, David Reid, Jeff Robinson, Mike Wagner
Team Dentists	Drs. Ben Eastwood, Nathan Kern, Trevor Ushko
Team Optometrist.....	Dr. Brent Saik
Dressing Room Attendant.....	Joey Moss

COMMUNICATIONS AND BROADCAST

Director, Communications & Media Relations	J.J. Hebert
Director, Broadcast.....	Don Metz
Manager, Communications & Team Services.....	Patrick Garland
Coordinator, Communications & Media Relations	Shawn May
Oilers Radio Play by Play.....	Jack Michaels
Oilers Radio Colour Commentator	Bob Stauffer

MARKETING

Vice President, Communications & Media Content.....	Tim Shipton
Director, Website & New Media	Marc Ciampa
Director, Social Media.....	Ryan Frankson
Director, Brand	Debbie George
Director, Brand Marketing & CRM	Christine McAnally
Senior Manager, Community and Fan Relations	Brad Ellard
Manager, Events.....	TBD
Manager, Brand Mktg & Database	TBD/Mitch Sharma
Manager, Corporate Communications	Andrea Rutt
Lead Designer	Joey Angeles
Manager, Video Production	Jeff Nash
Video Producer	Ryan Hircun
Reporter-Host.....	Tom Gazzola
Coordinator, Events.....	Kyle Ferguson
Coordinator, Web Apps	Heather Weigum
Coordinator, New Media Content	Chris Wescott
Coordinator, Social Media.....	Kelsey Spohn
Coordinator, Community & Fan Relations.....	Derek Fullerton
Director, Game Presentation	Rich Meyers
Team Photographer	Andy Devlin

CORPORATE PARTNERSHIPS

Chief Revenue Officer.....	Stew MacDonald
Sr. Director, Partnership Services	Brad Bissonnette
Sr. Directors, Corp. Partnerships	J.F. Amyot, Lisa Munro, Craig Purcell
Director, Partnerships.....	Abe Hajar
Director, Executive Suite Operations.....	Bob Haromy
Manager, Partnership Services.....	Brent Frew
Coordinator, Executive Suite Operations.....	Michelle Schwendeman
Partnership Sales Specialists.....	Hanna Choi, Lonny Erasmus, Shandy Lo, Stephan Tonowski
Partnership Media Specialist	Jamie Leblanc, Melissa Smart

FINANCE AND ADMINISTRATION

Chief Financial Officer.....	Darryl Boessenkool
Vice President, Finance	Jason Quilley
Vice President, Facility Operations	Tom Cornwall
Security.....	Michael Fluker
Senior Director, H.R. & People.....	Tandy Kustiak
Senior Director, IT	Kevin Flemming
General Counsel	Keely Brown
Legal Counsel.....	Imran Hussainaly
Sr. Director, Finance	Roger Dang



Director, Operations & Analysis.....	Sharon Lyseng
Managers, Payroll.....	Shawna Quigley, Lanette Vermeersch
Manager, Administration & Operations.....	Sherry Smith
Manager, Strategic Sourcing and Retail Ops.....	Bobbie-Jo Dawe
Controller.....	Travis Nielsen
Assistant Controller.....	Corinne Carey
Controller, Aquila Productions Inc.....	Donna Kuo
Accounts Payable Supervisor.....	Jamie Schenknecht
Senior Accountant.....	Eric Motuzas, Rob Mella
Coordinator, Accounts Receivable.....	Sheri Carver
Coordinator, Accounts Payable.....	Tanmeet Samra
Coordinator, Accounting.....	Erin Barrett
Assistant Manager, Facilities & Operations.....	Gilbert da Silva
Sharepoint Architect.....	Kelvin Sun
Business Analyst.....	Angela Frecon
Infrastructure Analyst.....	David Kagan
Helpdesk Analyst.....	Raphael Caluttung
Operations Coordinator.....	Macy Beley
Receptionists.....	Sandy Langley / Gisella Callander

TICKET SALES AND CUSTOMER RELATIONS

Sr. Director, Ticket Sales and Customer Relationships.....	TBD
Director, Customer Relationships.....	Jody Young
Manager, Ticket Operations.....	Gavin Morton
Supervisors, Ticket Services / Client Services.....	Dianne Kalita / Keenyn Bijou
Ticket Account Executives.....	Derek Perchaluk, Daniel Troiani, Scott Ritchie, Travis Ziegler
Customer Experience Representatives.....	Cindy Barkovic, Shandell Barr, Raelene Dufva, Pierre Farage, Heather Lefebvre, Sabrina Licata, Brienne Patton

EDMONTON OILERS COMMUNITY FOUNDATION

Executive Director, Oilers Community Foundation.....	Natalie Minckler
Coordinator, Grant and Fund Development.....	Catherine Williams
Community Foundation Assistant.....	Sheena Fitzpatrick
ICE School, Program Coordinator.....	Diane Gurnham
Mgr., Charity Auctions & Game Used Inventory.....	Dwain Tomkow

REXALL PLACE

Opened.....	November 10, 1974
Capacity.....	16,839
Location of Bill Tuele Press Box.....	East Side at top (Radio/TV) West Side at top (Media)
Dimensions of Rink.....	200 feet by 85 feet

TEAM INFORMATION

Team Founded.....	1972 (WHA), 1979-80 (NHL)
Team Uniforms.....	Home: Base Colour Blue trimmed with white and orange. Road: Base Colour White, trimmed with blue and orange.
Training Camp Site.....	Rexall Place; Edmonton, Alberta
Rookie Camp Site.....	Rexall Place; Edmonton, Alberta
Television Rights Holders.....	Rogers Sportsnet
Radio Rights Holder.....	630 CHED (AM); Jack Michaels (Play-by-play) & Bob Stauffer (Colour)



DARYL A. KATZ

Born and raised in Edmonton, Daryl Katz grew up a passionate Oilers fan. He has a deep connection with the team's rich history and is focused on creating the foundation for a winning tradition and bringing the Stanley Cup back to the City of Champions.

Daryl has given his enthusiastic support to Oilers' G.M. Craig MacTavish's strategy, including the addition of Dallas Eakins as Coach and changes throughout the Oilers' scouting and hockey ops ranks, and is thrilled to see the team coalescing around a new generation of leaders, including such dynamic young talents as Jordan Eberle, Taylor Hall, Ryan Nugent Hopkins, Justin Schultz, and Nail Yakupov. He is excited by the team's recent additions and believes the Oilers are poised to take the next step forward in the current season.



Away from the ice, Daryl has committed significant time, energy and capital working with the City of Edmonton on a vision for the Edmonton Arena District. This transformative project envisions the redevelopment of acres of surface parking lots in the heart of our downtown into a vibrant, walkable and sustainable sports and entertainment district. The new arena "Rogers Place" will drive the revitalization of our urban core, enhance the city's global competitiveness and provide for the long term sustainability of the Oilers in Edmonton. The vision for the District includes Rogers Place, which will be home to the Oilers, provide world class amenities and unrivaled fan experiences.

Daryl graduated from the University of Alberta's Faculty of Law in 1985. In 1990, he founded the Katz Group, which is now one of Canada's largest privately owned companies, with more than 8,600 employees.

In October 2007, Mr. Katz was named a member of the Alberta Investment Management Corporation's inaugural board of directors. AIMCO is one of the largest and most sophisticated investment managers in the country, with more than \$70 billion in assets held in a number of funds invested globally.

With a wide range of charitable activities, Mr. Katz is recognized as a leading philanthropist in Edmonton and beyond. In 2003, he was appointed to the Premier's Council of Alberta's Promise, an organization dedicated to improving the lives of Alberta's children and youth. He is also a member of the Canadian Council of Chief Executives and was Co-Chair of the University of Alberta's "Campaign 2008" – the largest fund raising campaign in the university's history.

Daryl has great passion for his home town and its beloved Oilers, and great determination to contribute to the greater success of both.



KEVIN LOWE

After serving as General Manager of the Edmonton Oilers for eight seasons, Kevin Lowe was promoted to the position of President of Hockey Operations on July 31, 2008. Lowe's promotion was part of a restructuring of the team's Hockey Operations department by Daryl A. Katz, the organization's owner.

Lowe has been instrumental in the renewed success of the team both on and off the ice and will continue to work towards the continued success of the franchise in his new role. In recent years, Lowe has been assisting the strategic rebuild of one of the outstanding franchises in the League and was an integral part of the management and scouting team that selected Taylor Hall with Edmonton's first ever number one overall draft pick in 2010, as well as Ryan Nugent-Hopkins in 2011 and Nail Yakupov in 2012.



A new era in Oilers' history was ushered in when Lowe was named to the position of General Manager on June 9, 2000. With the announcement, the first-ever draft pick in Oilers' history replaced Glen Sather, who held the position since June of 1979. Lowe's appointment came a year after he was named Head Coach of the Oilers on June 18, 1999. Over those years the team's payroll was annually near the bottom of the league however the team was a league leader in dollars spent for points earned in standings including many playoff appearances. As GM, he became one of only 40 general managers in the history of the NHL to get his team to the Stanley Cup finals in 2006, losing in game seven to the Carolina Hurricanes.

It took the popular Lowe only three seasons from his retirement from the game as a player to make his way to the position of General Manager. After a brilliant playing career in the National Hockey League with the Edmonton Oilers and New York Rangers, Lowe announced his retirement from the game on July 30, 1998 and joined the coaching ranks as he served as an assistant coach with Ron Low's Edmonton staff in 1998-99.

The 1999-00 season saw Lowe become the seventh head coach in Oilers history. In his lone season behind the Edmonton bench, Lowe guided the Oilers to a second place finish in the Northwest Division with a 32-26-16-8 record, only eight points behind the first place Colorado Avalanche, and a berth in the Stanley Cup Playoffs.

Lowe's expertise has also translated into success for Team Canada on the international stage. On November 8, 2000, Lowe was named as Assistant Executive Director of Canada Olympic Hockey for the 2002 Winter Olympic Games in Salt Lake City, Utah. Working with former teammate Wayne Gretzky, Team Canada's Executive Director, head coach Pat Quinn and Director of Player Personnel, Steve Tambellini, Lowe helped put together a team of NHL players that won the Olympic gold medal for Canada for the first time in 50 years. A 5-2 victory over the United States in the gold medal final on February 24, 2002 saw Team Canada become the first Canadian squad to win Olympic gold since the Edmonton Waterloo Mercurys won at Oslo,



Norway in 1952. He reprised that role with Team Canada at the 2006 Winter Olympics in Turin, Italy and was a member of Team Canada's management team that put together the gold medal winning roster at the 2004 World Cup of Hockey. Lowe, along with Doug Armstrong and Ken Holland, assisted General Manager Steve Yzerman to help guide Canada's Olympic Team to another historic gold medal victory in the 2010 Vancouver Olympics. Lowe will once again represent his country as a part of Team Canada's management team at the 2014 Sochi Winter Olympics.

Lowe was the Oilers' first-ever draft pick when he was selected 21st overall in the 1979 NHL Amateur Draft on August 9, 1979. During 19 seasons in the NHL, including 15 as an Oiler, Lowe played in 1,254 regular season games and 214 playoff games, winning six Stanley Cup championships. The first five Cup championships came with Edmonton as he was a member of each of the Oilers' titles in 1984, 1985, 1987, 1988 and 1990 and was followed by a sixth with the New York Rangers in 1994. In his 15 seasons with Edmonton, the Oilers never failed to qualify for the Stanley Cup Playoffs with Lowe in the lineup. In fact, Lowe only missed post-season play once in his 19-year career as New York missed the 1992-93 playoffs during his first season in Manhattan.

Besides being the first draft choice in Oilers' history, Lowe also scored the first goal in team history as he beat Tony Esposito at 9:49 of the first period in Edmonton's first NHL game on October 10, 1979 at Chicago Stadium. The goal launched a career that saw him play for 19 seasons without spending a day in the minors. That goal was also assisted by Wayne Gretzky, marking the "Great One's" first ever point in the NHL.

Lowe holds the Oilers' record for most games played in both the regular season (1,037) and playoffs (172) and is one of only 45 players in NHL history to have played in 1,000 games with one franchise. He also ranks among Edmonton's all-time leaders as he is eighth in assists (309), 11th in points (383) and third in penalty minutes (1,236).

He became the sixth captain in Oilers' history in 1990-91, fulfilling the promise of his junior career that saw him named the only Anglo-Canadian captain of the Quebec Remparts.

On the international stage he represented Canada at the 1982 World Championships and was a member of Team Canada that won the 1984 Canada Cup. He also played in seven NHL All-Star Games (1984-86, 1988-90, 1993).

Off the ice, he was no less a leader. In 1990, Lowe became the only player to win the King Clancy Memorial Trophy and the Budweiser/NHL Man of the Year Award in the same season. Both awards are presented for leadership qualities and humanitarian contributions. He was also the Oilers' nominee for the Bill Masterton Memorial Trophy that season. His work with the Edmonton Christmas Bureau has set the standard for the Oilers' commitment to community involvement. He was the Honorary Chair from 1982-83 to 1991-92 and Honorary Co-Chair from 2005 to present.

Lowe, has a son, Shane, and he and his wife Karen, a two-time Olympic alpine skiing bronze medal winner for Canada at the 1988 Winter Olympics in Calgary, have three daughters - Devyn, Darby and Karly - and a son, Keegan, who was drafted by the Carolina Hurricanes in the 3rd round, 73rd overall, at the 2011 NHL Entry Draft. Both Kevin and Karen are Honorary Spokespeople for the Zebra Society.



BOB NICHOLSON

On June 13, 2014, the Katz Group announced the hiring of Bob Nicholson as Vice-Chairman of the Oilers Entertainment Group (OEG), a new sports and entertainment company that will manage the Katz Group's growing family of sports and entertainment assets, and operate Rogers Place, the new home of the Edmonton Oilers.

In his role as Vice-Chairman, Nicholson will work closely with Daryl Katz, Kevin Lowe and Patrick LaForge to expand the group's sports and entertainment offerings, deliver outstanding fan experiences, secure major new sponsorships and events, and operate Rogers Place. Currently under construction, Rogers Place will be North America's leading sports and entertainment venue when it opens its doors in September 2016. Mr. Nicholson will also serve as an Alternate Governor for the Edmonton Oilers on the NHL Board of Governors.

Bob Nicholson joins the Oilers after a long tenure with Hockey Canada, serving as the President and CEO from 1988-2014, where he oversaw all operations for competitions Canada participated in internationally, including in the IIHF World Hockey Championships and Olympic Winter Games and has overseen Canada winning 72 medals in international competition since 1990, 44 of which were gold, including seven Olympic gold medals.

Nicholson also served as the Senior Vice-President of the Canadian Hockey Association from 1992 to 1998 and Vice-President of programs with the Canadian Amateur Hockey Association from 1990 to 1991. He has been heavily involved with International hockey, serving on the International Ice Hockey Federation's coaching committee and currently holds the position as the Vice President of the International Ice Hockey Federation which he was elected to in September 2012.

Before joining the national body, Nicholson was Technical Director with the British Columbia Amateur Hockey Association from 1979 to 1989. He was inducted into the B.C. Hockey Hall of Fame in 2004. He played minor hockey and Junior A hockey in Penticton, helping the Penticton Broncos win the BCJHL and B.C.-Alberta championships, as well as played NCAA hockey at Providence College in Rhode Island.





PATRICK LAFORGE

The Edmonton Oilers Hockey Club has carved out a remarkable reputation in the National Hockey League. Our achievements include five Stanley Cups, seven players in the Hockey Hall of Fame and inspiring leadership which to this day regularly leads the NHL into daring new ventures. That leadership, in a large part, stems from Patrick LaForge. Founded on his prior experience with leading sports and entertainment organizations in hockey, ski racing, auto racing, horse racing and professional rodeo, Patrick has delivered significant highlights since joining the Oilers in 2000.

He created the concept and was the driving force behind The Heritage Classic, the first regular season outdoor NHL game, played November 22, 2003. More than 57,000 hockey fans braved bone-chilling temperatures to watch the Oilers play the Montreal Canadiens in Commonwealth Stadium. That one event became the template for the Winter Classic, now a marquee event in the NHL schedule.

Patrick guided the creation of the Edmonton Oilers Community Foundation, which has gifted more than \$25 million to charities across Oil Country since 2001. He secured the return of one of the most storied franchises in Canadian junior hockey, bringing the Oil Kings back to Edmonton. In 2012, he was proud to participate in the hosting of the World Junior Hockey Championships. Away from the rink, he oversaw a more recent addition to the portfolio: Aquila Productions, Canada's leading full service, multi-media production company, which is currently most famous for producing Oil Change, the real life docudrama of life inside the Edmonton Oilers.

As the NHL lock-out was wrapping up it was Patrick's idea to have the Oilers play shinny outdoors on the pond in Hawrelak Park, a return to the origins of the game and a delightful treat for Oilers faithful after months without their Oilers.

Patrick is responsible for strategically growing the sports and entertainment portfolio of Oilers Entertainment Group, while overseeing relations with fans, customers and commercial partners, and the remarkable growth of the brand has resulted in 343 consecutive Oilers sellouts at the 2013-14 NHL season end. Patrick's responsibilities are shifting dramatically to include leadership of day-to-day operations of Rogers Place, Edmonton's new iconic downtown arena, which will open its doors to the world in 2016.

LaForge's life away from the office includes being an Alternate Governor of the NHL and a Governor of the WHL. Patrick is a Past Chair of the Edmonton Chamber of Commerce and he was chosen as a Top 50 Most Influential Person in Alberta by Alberta Venture Magazine and recipient of the Consumer Choice Award as Edmonton Business Person of the year, both in 2008. He was named a Paul Harris Fellow by Rotary International in 2013 and he was selected as a Globe and Mail Top 25 Sports Leader in Canada in 2002 and 2003.

Patrick was born in Lac la Biche and raised in Edmonton. Prior to joining the Oilers, he held two Vice President positions with Molson Coors Breweries and was President and CEO of Alpine Canada, as well as serving on the Executive Board of the Canadian Olympic Committee.

He graduated from the Northern Alberta Institute of Technology and completed the Executive Management Program at the University of Michigan.





CRAIG MACTAVISH

Craig MacTavish enters his second full season as the Edmonton Oilers General Manager, being named the club's General Manager on April 15, 2013, after serving Senior Vice-President of Hockey Operations in 2012-13. He will work closely with President, Kevin Lowe, Senior Vice-President of Hockey Operations, Scott Howson and Assistant General Manager, Bill Scott on the daily management operations of the Edmonton Oilers.

MacTavish, 56, was the Head Coach of the Chicago Wolves of the American Hockey League in 2011-12, prior to joining the Edmonton Oilers, leading the Vancouver Canucks' AHL affiliate to a 42-27-7 record, third best in the conference.

Named the eighth coach in Oilers history on June 22, 2000, MacTavish compiled a career record of 301-252-103 (.537) in 656 regular season games over the course of eight seasons (2000-01 to 2008-09). MacTavish became the 36th coach in NHL history to win 300-or-more games with a 5-3 win vs. the Vancouver Canucks on April 4th at Rexall Place.

He completed his coaching tenure behind the Oilers bench after the 2008-09 season, ranking second among Edmonton coaches in games coached, wins, losses, ties/overtime losses and winning percentage and ranked 36th all-time in NHL history in wins and 41st in games coached.

The former Oilers' captain has a 17-13 (.567) record in the Stanley Cup Playoffs and became the third coach to lead the Oilers to the Stanley Cup Final.

In 2005-06 MacTavish guided the Oilers to their first trip to the Stanley Cup Final since 1990, as Edmonton fell in seven games to the Carolina Hurricanes. After finishing the regular season in 8th place in the NHL's Western Conference standings with a 41-28-13 record, MacTavish led the Oilers to within a game of their sixth Stanley Cup. In the post-season the Oilers went 15-9 and defeated the President Trophy winning Detroit Red Wings, the San Jose Sharks and the Mighty Ducks of Anaheim on their way to winning the Clarence S. Campbell Bowl as Western Conference champions.

After departing the Oilers organization following the 2008-09 season, MacTavish earned a master's degree in business from Queen's University and spent two years as an analyst for the NHL on TSN.





SCOTT HOWSON

Scott Howson is in his second season as Senior Vice President of Hockey Operations with the Edmonton Oilers, after rejoining the organization in 2013. In his role, Scott's responsibilities include assisting President, Kevin Lowe and General Manager, Craig MacTavish on all duties related to the daily operations of the club as well as help oversee scouting and development of their minor league affiliates.

The Toronto, Ontario native was the Oilers Assistant to the General Manager in 2000 and served as the club's Assistant General Manager from 2001-2007, working beside General Manager Kevin Lowe in overseeing the Oilers' hockey operations.



In 2008, Howson was hired as the General Manager of the Columbus Blue Jackets, in his time with Columbus he compiled a 173-190-59 record and advanced to the Stanley Cup Playoffs for the first time in franchise history in 2008-09, losing in the Conference Quarterfinals to the Detroit Red Wings.

Prior to his arrival in Edmonton, Howson spent six years with the Oilers' American Hockey League affiliates. As General Manager of the Cape Breton Oilers from 1994-96, he oversaw the franchise's move to Hamilton in 1996 and was the Bulldogs' General Manager from 1996-2001.

Howson had a stellar junior hockey career, playing three seasons with the Kingston Canadians (OHA/OHL), compiling 302 points (122G, 180A) in 197 career games, including a 140 point season (57G, 83A) in 1980-81.

His professional career began in 1981-82, when he was awarded the Garry F. Longman Memorial Trophy as the IHL's Most Outstanding Rookie, after recording 120 points (55G, 65A) in 71 games with the Toledo Goaldiggers.

He signed with the New York Islanders as an undrafted free agent in 1981 and split time between the AHL's Springfield Indians and the Islanders. In 110 games with the Indians, he registered 94 points (35G, 59A). He also appeared in 18 games with the Islanders, where he scored five goals and added three assists.



BILL SCOTT

Bill Scott enters his first season with the Oilers as the team's Assistant General Manager. The 33-year-old native of Unionville, Ontario was promoted to the position on April 21, 2014, after serving as General Manager of the Oklahoma City Barons the past four seasons. Scott played a key role in the Barons reaching the Calder Cup playoffs in all four of his seasons as General Manager.

As a member of the Oilers Hockey Management team, Scott's responsibilities will include player and staff contract negotiations, scheduling, salary arbitration, salary cap management and all day to day administrative duties. He is also the club's liaison to the NHL regarding matters pertaining to the Collective Bargaining Agreement.



Scott served as the Director of Hockey Operations with the American Hockey League for four seasons. His duties included creation of league schedule, assisting in determining player fines and suspensions, supervising regular season and playoff games, and interpreting by-laws as well as the Collective Bargaining Agreement for member teams.

Scott graduated from Michigan State University with a Bachelor's Degree in Business Management. At school, he worked for the men's hockey team which went to the NCAA Frozen Four Tournament in 2001 and served as the ECHL's Manager of Hockey Operations for three seasons.



DALLAS EAKINS


Dallas Eakins enters his second season with the Edmonton Oilers, after his inaugural season as the Oilers bench boss in 2013-14. Eakins was named the 12th Head Coach of the Edmonton Oilers on June 10, 2013.

Eakins, 46, spent eight seasons in the Toronto Maple Leafs organization (2005-13), where he served as an Assistant Coach with the Maple Leafs for two seasons (2006-08), before becoming the Head Coach of the Leafs' American Hockey League (AHL) affiliate, the Toronto Marlies in 2009. He was also an Assistant Coach with the Marlies in 2005-06 and served as the Maple Leafs' Director of Player Development for one season in 2008-09.

In four seasons as Head Coach of the Marlies, he accumulated a record of 157-114-4. Eakins was one of two Head Coaches who represented the Western Conference at AHL All-Star Games in 2011-12 and 2012-13. After knocking off the Oilers AHL affiliate, the Oklahoma City Barons, Eakins' Marlies went on to the 2012 Calder Cup Final, losing out to the Norfolk Admirals.

Drafted in the 10th round, 208th overall in 1985 by the Washington Capitals, Eakins recorded nine assists in 120 career NHL games and patrolled the blueline for the Winnipeg Jets, Florida Panthers, St. Louis Blues, Phoenix Coyotes, Toronto Maple Leafs, Calgary Flames, New York Rangers and the New York Islanders.

The Dade City, Florida native finished his playing career with minor league stops in the International Hockey League (IHL and the AHL, where he played in 882 games, registering 222 points (43G, 179A). His minor league stops included Baltimore, Moncton, Cincinnati, Worcester, Springfield, Binghamton, New Haven, St. John's, and the Chicago Wolves, where he won a Calder Cup. Eakins concluded his playing career in 2003-04, captaining the Manitoba Moose.



EDMONTON OILERS COACHING RECORDS 1979-80 TO 2013-14

COACH	REGULAR SEASON					PLAYOFFS				SEASONS
	GC	W	L	O/T	PCT.	GC	W	L	PCT.	
Glen Sather	842	464	268	119	.616	126	89	37	.706	1979-80 to 1988-89 and 1993-94
Bryan Watson	18	4	9	5	.361	—	—	—	—	1980-81*
John Muckler	160	75	65	20	.531	40	25	15	.625	1989-90 to 1990-91
Ted Green	188	65	102	21	.402	16	8	8	.500	1991-92 to 1993-94+
George Burnett	35	12	20	3	.386	—	—	—	—	1994-95@
Ron Low	341	139	162	40	.466	28	10	18	.357	1994-95 to 1998-99%
Kevin Lowe	82	32	34	16	.488	5	1	4	.200	1999-00
Craig MacTavish	656	301	252	103	.537	36	19	17	.528	2000-01 to 2003-04 2005-06 to 2008-09
Pat Quinn	82	27	47	8	.378	—	—	—	—	2009-10
Tom Renney	164	57	85	22	.414	—	—	—	—	2010-11 to 2011-12
Ralph Krueger	48	19	22	7	.469	—	—	—	—	2012-13
Dallas Eakins	82	29	44	9	.409	—	—	—	—	2013-14

* Coached first 18 games of 1980-81 season.

+ Coached first 24 games of 1993-94 season.

@ Coached first 35 games of 1994-95 season. Relieved of head coaching duties on April 6, 1995.

% Appointed head coach on April 6, 1995.




KEITH ACTON

Keith Acton, 56, enters his second season with the Edmonton Oilers. Before joining the Oilers, Acton served as an Assistant Coach with the Columbus Blue Jackets for one season (2012-13). He also served as an Assistant Coach for 10 seasons with the Toronto Maple Leafs (2001-11). During his decade spent with the Maple Leafs, he worked with Paul Maurice, Ron Wilson, and also served as an Assistant Coach with Dallas Eakins from 2006-2008.

Prior to his tenure with the Maple Leafs, Acton spent time as an Assistant Coach with the New York Rangers (1998-00) under Head Coaches John Muckler and John Tortorella as well as the Philadelphia Flyers (1994-98) under Terry Murray, Wayne Cashman and Roger Nielsen.

Drafted in the 6th round, 103rd overall in 1978 by the Montreal Canadiens, Acton went on to register 584 points (226G, 358A) and 1,172 penalty minutes in 1,023 career NHL games with the Montreal Canadiens, Minnesota North Stars, Edmonton Oilers, Philadelphia Flyers, Washington Capitals and New York Islanders. He posted a career high 88 points (36G, 52A) and 88 penalty minutes in 78 games with Montreal in 1981-82, as well as representing the Canadiens at the 1982 All-Star Game.

The Stouffville, Ontario native also tallied 33 points (12G, 21A) and 88 penalty minutes in 66 career Stanley Cup Playoff games and helped the Oilers capture the 1988 Stanley Cup championship.






CRAIG RAMSAY

Craig Ramsay is entering his first season with the Edmonton Oilers, after being hired as an Assistant Coach on July 10th, 2014.

Ramsay, 63, brings over 40 years of NHL experience with seven different organizations including the Florida Panthers, Atlanta Thrashers, Boston Bruins, Tampa Bay Lightning, Philadelphia Flyers, Ottawa Senators and Buffalo Sabres. Most recently, Ramsay served as an Assistant Coach for the Florida Panthers for two seasons (2011-13).



Ramsay began his coaching career with the Buffalo Sabres where he served as an Assistant Coach during the 1986-87 season and took over as interim Head Coach late that year. He also spent time in the Sabres Hockey Operations department as the Assistant General Manager and Director of Player Personnel, prior to his departure in 1993.

The Weston, Ontario native holds an impressive coaching resume which includes serving as Head Coach of the Atlanta Thrashers (2010-11). He also served as an Assistant Coach for the Philadelphia Flyers (1998-00) and was named the team's interim Head Coach in February 2000, compiling a record of 16-8-1-0 while guiding the Flyers to an Atlantic Division title.

He has served as an Assistant and Associate Coach for several teams including the Ottawa Senators (1996-98), Florida Panthers (93-95, 2011-2013), Boston Bruins (2007-10) and Tampa Bay Lightning (2001-07), where he won the Stanley Cup in 2004.

Drafted in the 2nd round, 19th overall in 1971 by the Buffalo Sabres, Ramsay spent his entire NHL playing career with the Sabres accumulating 672 points (252G, 420A) and 201 penalty minutes in 1,070 games. In 1985 he was awarded the Frank J. Selke Trophy, given annually to the forward who best excels in the defensive aspects of the game.



ROCKY THOMPSON

Thompson, 36, joins the Oilers after spending the past four seasons as an Assistant Coach with the Oilers American Hockey League affiliate, the Oklahoma City Barons.

Thompson began his coaching career in the Western Hockey League with the Edmonton Oil Kings, where he served as an Assistant Coach from 2007-10. In 2010, he joined the Oklahoma City Barons where he has enjoyed success, helping the team advance to the playoffs for the fourth straight season in 2013-14.

Prior to joining the coaching ranks, the Calgary, Alberta native played 10 full seasons of professional hockey. Throughout his career he appeared in 591 games recording 69 points (17G, 52A) and amassed 2,036 penalty minutes.

The Calgary Flames selected Thompson with their third choice, 72nd overall in the 1995 NHL Draft. He appeared in 25 NHL games during his tenure as a player, including 15 with Calgary and 10 with the Florida Panthers.





FREDERIC CHABOT

Frederic Chabot enters his sixth season with the Edmonton Oilers where the 46-year-old will work with both the Oilers goaltenders as well as assist in the development of netminders in the system.

Chabot joined the Oilers after serving as a Goaltending Consultant with Hockey Canada and their National Junior Team, helping Canada capture a gold medal at the 2009 World Junior Hockey Championship in Ottawa, Ontario. He was also an instructor at Hockey Canada's Program of Excellence Goaltending Camp for three years (2007-09).



The Hebertville-Station, Quebec, native worked as a Goaltending Consultant with Berlin (DEL) in 2008-09, capturing the league championship with the Ice Bears. He was also involved with AIK Stockholm (SWE-2) from 2007-2009, overseeing goaltending for the entire organization.

A veteran of 17 professional seasons, Chabot played 32 National Hockey League games with three different teams (Montreal, Philadelphia and Los Angeles).

His playing career was highlighted during the 1999-2000 season when he was named the International Hockey League's Most Valuable Player and Top Goaltender, posting a 2.13 goals against average and a .920 save percentage in 62 games played with the Houston Aeros. He was also named MVP of the IHL in 1996-97 as a member of the Aeros.



SYLVAIN RODRIGUE

Sylvain Rodrigue enters his second season with the Edmonton Oilers organization where he will work under the direction of Goaltending Coach Frederic Chabot, assisting him with goaltender development and scouting.

Rodrigue, 40, most recently served as a Goaltending Consultant for the DEL's Berlin Eisbären, a member of Germany's top elite league and Fribourg Gotteron of the Swiss Elite League. He won the DEL championship with Berlin in 2010-11, 2011-12 and 2012-13. He was also a member of Berlin's European trophy championship team in 2010-11.



The Montreal, Quebec native has also worked with HC Lugano (LNA - Swiss Elite League), AIK (Swedish Elite League) and Dusseldorf (DEL - German Elite League) since 2009-10.

Before heading to Europe, Rodrigue worked with the Chicoutimi Saguenéens of the Quebec Major Junior Hockey League from 2003-2009. He assisted Chabot at the Edmonton Oilers 2012 Development Camp and was a goaltending instructor at Hockey Canada's Program of Excellence Goaltending Camp in 2009.



MYLES FEE

VIDEO COACH

Myles is entering his sixth season with the Oilers as the club's Video Coach.

Fee, 33, began his career in hockey with the New York Rangers Hockey Club, where he started in Team Services and moved his way up to Video Analyst working directly under the Video Coach and team management.

The Dauphin, Manitoba native played three years for the Dauphin Kings and received a scholarship to Manhattan College in Purchase, NY, where he played for four additional years and received his BA in Management and Political Science.



DAVID PELLETIER

SKATING COACH

The Edmonton Oilers have added former Olympic figure skating champion David Pelletier to the Oilers development team as the club's Skating Coach. Pelletier will work closely with Player Development Director Rick Carriere and Skills Coach Steve Serdachny.

Pelletier, 39, is a three-time Canadian Champion, World Champion, Grand-Prix Final Champion and Olympic Gold Medallist. His 2002 Olympic Gold medal marked Canada's first Olympic Gold in pair's figure skating in 42 years.

The Sayabec, Quebec native has also been inducted into the Skate Canada Hall of Fame, the Canadian Olympic Hall of Fame, the Canadian Sports Hall of Fame and is a recipient of the Lou Marsh Trophy, awarded to outstanding Canadian athletes.

Since retiring from professional figure skating, Pelletier has worked as a power skating coach with several professional and junior athletes as well as members of the Canadian National Women's team.



STEVE SERDACHNY

SKILLS COACH

Steve Serdachny brings an extensive background of hockey knowledge to the Oilers' organization in his role as Edmonton's Skills Coach. Now in his ninth season with the Oilers, he works at improving skill sets of players at all levels of the organization, working closely with the players during training camp and throughout the season. Prior to his current position, he worked at several Oilers training camps and rookie development camps.

Through his Elite Power Skating & Hockey Schools, the Edmonton native has worked with players throughout North America and Europe. Besides his work with the Oilers, he has worked with individual NHL players during the off-season as well as with Farjestads BK of the Swedish Elitserien and SAIPA of the Finnish SM-Liiga.



RICK CARRIERE

SENIOR DIRECTOR OF PLAYER DEVELOPMENT

Rick Carriere enters his third season with the Oilers, after being named the Senior Director of Player Development on June 28, 2012.

Carriere, 55, previously served as General Manager of the Western Hockey League's Medicine Hat Tigers from 2000 to 2004 and then scouted for the Tigers until 2012.

The Edmonton native was also a Head Coach in the Western Hockey League, as he guided the Red Deer Rebels from 1994 to 1996 and then became the Tigers' Head Coach and Director of Hockey Operations from 1996 to 2000, prior to moving into the General Manager position.

The University of Alberta alumnus, who received his Bachelor of Education, was an Assistant Coach for the Calgary Flames' American Hockey League affiliate, St. John Flames from 1992 to 1994.

While attending the U of A, Carriere was on the Bears from 1981 to 1985, where he played for Clare Drake and Billy Moores. After graduating from the U of A, Carriere returned to NAIT and began his coaching career as an assistant coach to Perry Pearn from 1985 to 1989. In 1989/90 he took over the Head Coaching position.

Carriere was most recently a teacher at Vimy Ridge Academy where he taught Social Studies and Physical Education and performed on-ice clinics and instruction.



BILLY MOORES

SENIOR DIRECTOR OF COACHING AND SPECIAL PROJECTS

Billy Moores is entering his 14th season with the Oilers and second season as the Oilers Director of Coaching Development and Special Projects. In his role, Moores works with the coaching staffs of the Edmonton Oilers, the American Hockey League's Oklahoma City Barons, the ECHL's Bakersfield Condors and the Western Hockey League's Edmonton Oil Kings.

Moores was named Director of Coaching Development and Special Projects on July 30th, 2013. Prior to that he served as the Oilers Senior Director of Player Development for two years, was a scout for one season, and an assistant coach from 2000-2009.

The Edmonton, Alberta native joined the Oilers coaching staff on July 21st, 2000. Before returning to Edmonton, Moores had previously served as an Assistant Coach with the New York Rangers from 1996-98.

From 1976-94, Moores was a member of the University of Alberta Golden Bears coaching staff, serving as a Head Coach for seven seasons and an Assistant Coach for 10. He was first named Head Coach in 1979-80, when Clare Drake left to lead the 1980 Canadian Olympic Team. He also replaced Drake in 1983-84, before assuming the head coaching duties on a full time basis in 1990-91.

In his seven seasons as Head Coach at Alberta, Moores compiled a career record of 220-80-23 (.717) with a Canada West Hockey conference record of 129-44-20 (.720). A four-time Canada West Hockey Coach of the Year (1984, 1990, 1991, 1993) and two-time CIAU Coach of the Year (1980, 1991), Moores led the Golden Bears to five CIAU national championship tournaments, winning the University Cup in 1980 and 1992.



KELLY BUCHBERGER

MANAGER PLAYER PERSONNEL

After six seasons as a member of the Edmonton Oilers coaching staff, Kelly Buchberger transitions into a new role as the team's Manager of Player Personnel for the 2014-15 season. In his new role he will work closely with Assistant General Manager Bill Scott and General Manager Craig MacTavish and will oversee the Oilers' American Hockey League and ECHL affiliate rosters.

Buchberger made the move to the NHL coaching ranks following a season as Head Coach of the Springfield Falcons. In his lone season behind the Oilers' American Hockey League affiliate's bench, "Bucky" guided the Falcons to a fifth place finish in the AHL's Atlantic Division with a 35-35-10 record in 2007-08. It was the first time since 1998-99 that the Falcons had reached the .500 mark and the 35 win season marked the most victories in a season for Springfield since the Falcons won 35 games in 2001-02. Under Buchberger's guidance the Falcons showed a 21 point improvement over their record of 28-49-3 in 2006-07.

A veteran of 18 National Hockey League seasons, including 13 seasons with the Oilers, Buchberger began his coaching career in 2004-05, serving as Geoff Ward's Assistant Coach with the AHL's Edmonton Road Runners. He served as the Oilers' Development Coach in 2006-07.

During his 18 NHL seasons, the Langenburg, Saskatchewan native played 1,182 regular season games in a career that began during the 1987 Stanley Cup playoffs with the Oilers and concluded in 2003-04 with the Pittsburgh Penguins. He scored 309 points with 105 goals and 204 assists, while registering 2,297 penalty minutes with Edmonton, Atlanta, Los Angeles, Phoenix and Pittsburgh. He added 10-15-25 with 129 penalty minutes in 97 Stanley Cup Playoff games.

After making his NHL debut with the Oilers during the first three games of the 1987 Stanley Cup Final versus Philadelphia, Buchberger would go on to play 795 regular season games in Edmonton before being claimed by the Atlanta Thrashers in the NHL Expansion Draft on June 25, 1999. He ranks 17th on the Oilers all-time scoring list with 82-158-240 and is the team's career leader in penalty minutes with 1,747.

Buchberger was named the Oilers ninth captain in 1995-96 and served in that capacity for four seasons. He was Edmonton's ninth round draft pick in 1985 and was a member of the Oilers 1987 and 1990 Stanley Cup championship teams.



T.D. FORSS

HEAD MEDICAL TRAINER

T.D. Forss was named Head Athletic Therapist of the Edmonton Oilers on July 5, 2010. Forss, now in his fifth season with the club, has an extensive background in professional sports, including spending seven years, 2003-2010, as the Head Athletic Therapist for the Canadian Football League's Edmonton Eskimos.

Prior to joining the Eskimos, Forss served as the Assistant Athletic Therapist with the Calgary Flames from 2001-2003 and Athletic Therapist & Strength Coach for the Spokane Chiefs of the Western Hockey League from 1994-98 and 1999-2001.

T.D., who holds a Master of Arts and Bachelor of Physical Education from the University of Alberta, has spent time with Hockey Canada as an Athletic Therapist at the 1992 Spengler Cup as well as the 1996 and 1999 World Junior Hockey Championships. Most recently, TD was selected by Hockey Canada as the Athletic Therapist during the 2012 IIHF Men's World Hockey Championships in Helsinki, Finland.

He is a member of the Canadian Athletic Therapist Association, the National Athletic Trainers Association, the National Strength and Conditioning Association and the Professional Hockey Athletic Trainers Society.

T.D. and his wife, Monica, reside in Edmonton with their children Katelin and Liana.



JEFF LANG

HEAD EQUIPMENT MANAGER

Jeff Lang begins his 12th season with the Edmonton Oilers, and fifth as Head Equipment Manager, since joining the team's training staff in 2003-04. The 42-year-old Regina, Saskatchewan native looks after the coordinating of equipment and supplies used by the Oilers as well as equipment inventory, maintenance and repair.

After earning a Certificate of Athletic Therapy from Mount Royal College in 1997, Lang began his career with the Calgary Royals of the Alberta Junior Hockey League. He served four seasons from 1996-97 to 1999-00 as both trainer and equipment manager with the junior team before moving on to Hockey Canada.

With the governing body of hockey in Canada, Lang spent another four seasons (1999-00 to 2002-03) honing his craft as an equipment manager with several national teams. He was a member of the training staff of Canada's gold medal winning 2002 Olympic Team in Salt Lake City, and also won gold medals with Canada's men's national team at the 2002 Spengler Cup and Deutschland Cup teams. He served as equipment manager with the 2003 Under-18 team, which won Canada's first gold medal at the Under-18 World Championship in Yaroslavl, Russia. Lang, along with T.D. Forss, were part of Team Canada at the 2012 IIHF World Championship in Helsinki, Finland. Most recently Lang served as the Head Equipment Manager for Team Canada at the 2014 IIHF World Hockey Championship in Minsk, Belarus.

Lang, who was born in Davidson, Saskatchewan, and his wife, Paula, live in Sherwood Park, Alberta with their sons, Hunter and Adam.



CHRIS DAVIE

ASSISTANT ATHLETIC THERAPIST

Chris Davie is entering his 13th season with the Oilers training department. The 38-year-old native of Provost, Alberta works closely with Head Athletic Therapist, T.D. Forss and the Oilers medical staff in injury assessment, treatment and rehabilitation.

A graduate of the University of Alberta's Faculty of Physical Education and Recreation, Davie's first stint with the Oilers came from 1999-00 to 2000-01 when he served as the team's Assistant Athletic Therapist. Following his two seasons with the Oilers he

was named the Head Athletic Therapist for the Oilers' American Hockey League affiliate, serving in that role for four seasons. During that span he spent two seasons with the Hamilton Bulldogs (2001-02 to 2002-03) and one each with the Toronto Roadrunners (2003-04) and Edmonton Road Runners (2004-05).

Following the NHL lockout season, Davie joined Toronto and was the Maple Leafs Assistant Athletic Therapist in 2005-06 and 2006-07 before serving as the Head Athletic Therapist for the AHL's Toronto Marlies in 2007-08.

During his career, Davie has also worked on the training staffs of both the Edmonton Eskimos (CFL) and Edmonton Cracker Cats baseball team. He is a member of the Canadian Athletic Therapist Association, the National Athletic Trainers Association, the National Strength and Conditioning Association and the Professional Hockey Athletic Trainers Society.

Chris and his wife, Julie, make Edmonton their home along with sons Benjamin and Sebastian.



BRAD HARRISON

ASSISTANT EQUIPMENT MANAGER

2014-15 marks Brad Harrison's 5th season with the Edmonton Oilers. Before moving to Edmonton, he spent the previous four seasons with the Toronto Marlies in the American Hockey League.

Harrison also had seven years working in Germany as an Equipment Manager as well as helping out Team Canada in several tournaments throughout his career.

Brad most recently served as the Assistant Equipment Manager for Team Canada at the 2013 IIHF World Hockey Championship in Sweden.

In his duties with the Oilers, Harrison looks after outfitting all players from rookie camp right through until the end of the season as well as assisting Jeff Lang in coordinating all equipment and supplies used by the team.

Harrison, and his wife, Jennifer, have two children; Blake, and Ryder.



CHAD SCHARFF

ASSISTANT EQUIPMENT MANAGER

Chad Scharff is entering his third season with the Oilers, after spending 11 seasons with the Vancouver Giants of the Western Hockey League, where he played, scouted, assistant coached and most recently was the Giants Head Equipment Manager.

Scharff was born in Smoky Lake, Alberta where he was raised and played his minor hockey before moving to Vancouver at age 17. Scharff and his wife Tracy reside in Edmonton, AB.



RYAN WILLIAMS

ASSISTANT ATHLETIC THERAPIST

Ryan Williams enters his fourth season with the Oilers' training staff as an Assistant Athletic Therapist. In 2011, he split time between the Oilers and Hockey Canada, where he worked as a Head Therapist at the 2011 World Under-17 Hockey Challenge.

Ryan has worked as a Physical Therapy Consultant with multiple junior hockey teams, including two seasons with the Edmonton Oil Kings from 2008-2010, and has spent time plying his trade with Hockey Alberta and varsity athletics at the University of Alberta.

When not working with the Oilers, Williams practices physical therapy at the Glen Sather Sport Medicine Clinic at the University of Alberta. The Kitscoty, Alberta native graduated from the U of A in 2004 with a Bachelor of Science degree in Physical Therapy.



STEPHEN LINES

MASSAGE THERAPIST

Lines, 37, enters his eighth season as a member of the Oilers training staff. He joined the Oilers in 2007-08 after spending three seasons (2005 to 2007) with the Calgary Stampeders of the Canadian Football League. A Registered Massage Therapist, he holds a degree from the Wellington College of Remedial Massage

Therapies in Winnipeg, Manitoba and has worked closely with Hockey Canada since 2001.

Lines was a member of the Team Canada training staff at the 2008 IIHF World Championship in Halifax, Nova Scotia and Quebec City, Quebec, serving as the Massage Therapist for the silver medal winning hosts. It was his second appearance with Team Canada as he was the Massage Therapist with the 2007 National Junior Team, helping Canada win the gold medal at the IIHF World Junior Hockey Championship in Sweden.

Lines has also worked many of Hockey Canada's development and selection camps for both the men's and women's national teams as well as with the Canadian Under-18 teams. He worked closely with the national team in its preparations for the 2006 Winter Olympics in Torino, Italy.

Born in Victoria, British Columbia, Lines grew-up in Winnipeg, Manitoba, before beginning his professional sports career in Calgary. Besides his work with the Calgary Stampeders and Hockey Canada, he has worked with both the Calgary Flames and Calgary Hitmen.



SIMON BENNETT

DIRECTOR, PERFORMANCE

Simon enters his sixth year with the Oilers. In this role he is responsible for developing and implementing all aspects of strength, conditioning and nutrition for players throughout the organization.

Simon is a prominent expert in the field of personal fitness and high performance conditioning. He has changed the lives of countless clients with his relentless commitment to training and education. He works and consults with a long list of high profile business leaders, CEOs and professional athletes.

Simon is president and co-founder of Body by Bennett; a *premier* professional health, wellness and training facility, where he provides an innovative sport-conditioning and athletic development program, in addition to general population programs. He is co-creator of the instructional DVD *Reactive Movement Ability Training for Hockey*, an innovative movement training program for young players. Simon is also a fitness educator and author. He has presented such topics as, athletic conditioning, functional movement training, and peak performance, to sports teams, professional organizations and fitness trainers.



CHAD DRUMMOND

STRENGTH AND CONDITIONING COACH

Chad Drummond enters his third full season with the Oilers as the club's Strength and Conditioning Coach, after assisting Simon Bennett for two seasons (2010-2012). Chad is responsible for the development and implementation of all day to day aspects of the teams off ice conditioning.

Chad had been working as a trainer/strength coach at Body by Bennett from 2006-2012. During this time, he was responsible for creating the club's group training and yoga programs and also served as Body by Bennett's west end manager.

Chad is a dedicated and influential trainer who has developed the skills necessary to pursue the perfection of strength and conditioning implementation in the realm of professional hockey. Chad is born and raised in Edmonton and has enveloped himself in the life of a personal trainer and has adopted the belief that there is no difference between success and hard work. Chad's philosophy of physical fitness lays in the foundation of the belief that anything is possible through hard work and dedication to one's belief in themselves.

Chad has a strong wealth of experience working with National Hockey League players, Olympic athletes and other world class athletes. He has also been responsible for the education of practicum students from the University of Alberta and the Northern Alberta Institute of Technology.



JOEL SCHNEIDER

ASSISTANT STRENGTH AND CONDITIONING COACH

Joel enters his first season with the Oilers, bringing with him eight years of strength training experience. Joel will be working closely with Strength and Conditioning Coach Chad Drummond, assisting with the development and implementation of all day to day aspects of the team's off-ice conditioning.

Prior to joining the Oilers, Joel was the Head Strength and Conditioning Coach for the Western Hockey League's Edmonton Oil Kings, helping them capture the WHL League Championship in 2012, and eventually winning the Memorial Cup in 2014.

Joel, who was born in Burns Lake BC, moved to Edmonton in 2004 to pursue his post-secondary education. It was Joel's passion for the game of hockey which led him to work as a personal trainer/strength and conditioning coach for eight years at Body by Bennett and for the last three years he has served as the Director of Hockey Operations for Body by Bennett.



JOEY MOSS

DRESSING ROOM ATTENDANT

Although he works behind the scenes with the Edmonton Oilers training staff, Joey Moss is one of the organization's most well-known and beloved members.

Brought to the attention of the Oilers by Wayne Gretzky, Joey has endeared himself to the players, coaches, staff and fans of the Oilers since he began working in the team's dressing room in 1984-85. Joey, born with Down's syndrome, can be seen helping the other members of the Oilers training staff on a daily basis from the start of training camp until the final whistle each spring. Among his many duties, Joey looks after the cleaning of the dressing room, team laundry, the handling of towels and water for games and practices and the distribution of equipment.

Joey is an integral part of the Oilers and has been with them through four of their five Stanley Cup championship seasons. During games, Joey can be found in his customary seat behind the Oilers' bench, where he belts out the loudest version of "O Canada" prior to every home game.

Each season, the Oilers conclude their training camp with the presentation of the Joey Moss Cup to the winners of the annual intra-squad tournament. The tournament began over a decade ago as an evaluation tool for the coaching staff, and has evolved into a charitable fundraising event for various programs throughout Oil Country.

Prior to the 2003 NHL All-Star Game in Florida, Joey was presented the NHL Alumni Association's "Seventh Man Award" by Gretzky. The award is presented by the NHL Alumni Association to NHL members "whose behind-the-scene efforts make a difference in the lives of others."

On May 17, 2007, Joey accepted the Mayor's Award from City of Edmonton mayor, Stephen Mandel, in recognition of the Oilers commitment to persons with disabilities.

Outside the dressing room, Joey has lent his name and support to "Joey's Home", an assisted-living home for individuals with developmental disabilities overseen by the Winnifred Stewart Association.

Joey's talents are not confined to just the hockey rink, as he has served with the Edmonton Eskimos training staff during the summers since the 1986 Canadian Football League season.

**SOME OF THE FOUNDATION'S PROGRAMS INCLUDE:****INNER CITY HIGH SCHOOL**

When the Edmonton Oilers Community Foundation partnered with Edmonton's Inner City High School six years ago, it was the start of a journey to realize a dream. In spite of the poverty, desperation and dependence that often dominates their lives, high risk youth in Edmonton's inner city now have encouraging teachers and a supportive place to achieve their high school education. Accredited by Alberta Education, Inner City High School offers youth an academic and arts-based focus, and an alternative route to achieving a high school diploma. Each year, everyone celebrates successful graduates and the Foundation awards scholarships to students who wish pursue post-secondary education. Inner City High provides a safe and inspiring place with a strong sense of community, one that goes beyond basic education.

**ABBOTTSFIELD RECREATION CENTRE**

In April 2013, the Edmonton Oilers Community Foundation announced their next legacy project – the redevelopment of the Abbotsfield Recreation Centre in North Edmonton. The City of Edmonton recognized a need to revitalize the area, starting with the hub of the community. A partnership between the Edmonton Oilers Community Foundation and the Abbotsfield Recreation Centre Society will see the Foundation provide funding to support programs, operations and the purchase of furniture, fixtures and equipment for the new facility.

50/50 PROGRAM

The Edmonton Oilers Community Foundation proudly supports registered charitable organizations and minor hockey and ringette association in Northern Alberta through 50/50 draws that take place during all Oilers home games. Tickets are \$5 each, 3 for \$10 or 10 for \$20 and can be purchased until the middle of the second intermission. One lucky winner takes home 50% of the pot while the remaining proceeds are shared by the participating organization and the Edmonton Oilers Community Foundation.

SEATS FOR KIDS PRESENTED BY STANTEC

Through the generosity of individuals and businesses across Oil Country, the Edmonton Oilers Community Foundation's Seats for Kids, presented by Stantec, program provides unused game tickets to registered charities that provide child and family services in the Edmonton area. These tickets allow many children to experience hockey at Rexall Place and, for many, a once in a lifetime opportunity. Oilers ticket holders can donate their unused tickets to the Foundation in return for a charitable tax receipt.

**COMMUNITY CORNER**

The Edmonton Oilers Community Foundation hosts a silent auction at every Oilers home game which provide fans with an exciting opportunity to bid on sports memorabilia and collectibles while supporting their community. Fans can view items and place their bids until the end of the second intermission at three Community Corner locations. Funds raised through this initiative continue to support various Foundation activities.

**ONLINE AUCTIONS**

In addition to in-game fundraising initiatives, the Edmonton Oilers Community Foundation continues to host several online auctions through the season. These events feature one-of-a-kind souvenirs, collectibles and game-worn items not available anywhere else.



HOCKEY TALKS

The Edmonton Oilers, in partnership with the other six Canadian NHL teams and the NHL, participate in Hockey Talks, a month-long initiative to increase dialogue and awareness about mental health and effective treatments. During the month of February, a game night in each respective city will be dedicated to Hockey Talks to help encourage a national conversation about mental health and wellness.



ICE SCHOOL

In 2003, the EOCF introduced ICE School (In Class Education) or as students call it, Incredibly Cool Education! ICE School is one of Edmonton Public School's inquiring mind sites which allow students to bring real world understanding to what they study during the school year. ICE school brings students to Rexall Place to engage in learner-led, hand-on, inquiry based learnings. Students have the opportunity to participate in a week of reading, writing, observing, interviewing and calculating in the ICE School classroom, Rexall Place and other fascinating places around Northlands Park.



EPCOR SHARE A BOOK

Books ignite a love reading that can last a lifetime and are essential to lifelong development, yet many children from low-income families have no books, or very few, to call their own.



The EPCOR Share a Book program provides new books and book bags to Grade 1 students across Northern Alberta and ensures the joy of reading is not limited by financial means. Since the program began, more than 14,000 books have been distributed to over 7,000 students.

SCHOLARSHIPS

The Edmonton Oilers Community Foundation is committed to higher education and since 2001, has provided over \$370,000 in post-secondary scholarships through the University of Alberta, NAIT, Athabasca University, MacEwan University, Norquest College and Inner City High School.

OUTDOOR RINK PROJECTS

In partnership with the Hockey Canada Foundation, the Edmonton Oilers Community Foundation refurbished two outdoor rinks this past year in the Beacon Heights and Beverly Heights communities. Complete with new boards, gates, lights, nets, players' benches, penalty boxes and fencing, there's plenty of room for shinny, organized hockey and skating and the rinks serve as an important space for the communities to come together.

NORQUEST HOSPITALITY INSTITUTE

In the fall of 2014, the Edmonton Oilers Community Foundation announced a long-term partnership with Norquest College to fund a brand-new Hospitality Institute at the school. The Institute will provide education to students looking to gain applicable skills for a wide variety of hospitality careers.

Thank you!

With the help of our players, coaches, Oilers Ladies, staff and our dedicated fans, we look forward to continuing to change lives in Oil Country.



Each and every season the Edmonton Oilers make a commitment to being a strong community partner. Through this commitment, the organization, players and staff, participate in a number of different events, charitable fundraisers and community programs. Below is a sampling of the Edmonton Oilers community initiatives. For a more complete list, please visit edmontonoilers.com.

PLAYERS OFF ICE

Oilers players are dedicated to their community and play an active role with many community organizations including: Stollery Children's Hospital Foundation, Cross Cancer Institute, Inner City High School, Juvenile Diabetes Research Foundation, Christmas Bureau of Edmonton and Area, and Kids with Cancer Society. Players also visit local hospitals and participate in annual community and school programs.

OILERS HOCKEY SCHOOL

The Edmonton Oilers have joined with the Okanagan Hockey Schools to deliver the Edmonton Oilers Hockey School – presented by Rogers. The Oilers Hockey School provides students the opportunity to experience high caliber training while developing necessary skills to take their minor hockey game to the next level. Current Oiler players along with Oiler Alumni members help guide young athletes in a fun and supportive environment.

OILERS HOCKEY CLINIC

CENOVUS Energy is proud to present the Edmonton Oilers Hockey Clinic, a free clinic hosted in one of Oil Country's rural communities. The Hockey Clinic offers an opportunity for young grassroots players to experience Oilers training sessions spread across three days in their very own community.

SKILLS COMPETITION

The Edmonton Oilers Skills Competition, presented by Rogers, is a fan-focused event that pits Oilers players against each other in an exciting demonstration of hockey skills. Individual competitions include: Puck Control Relay, Fastest Skater, Hardest Shot, Most Accurate Shot and King of the Shootout.

FAN MAIL

While players will make every effort to respond to fan mail, please remember that a personal response is not guaranteed due to the volume of mail each player receives. Write to Oilers players, coaching staff or front office personnel at:

Name

C/O Edmonton Oilers Hockey Club

11230 110 Street, Edmonton, AB T5G 3H7 or email them at

www.edmontonoilers.com



MOLSON CUP

One constant during the Oilers tenure in the NHL has been the Molson Cup. The Molson Cup has played an important role in the history of the Edmonton Oilers over the years since the team joined the NHL in 1979-80. It has been a part of some of the most outstanding achievements in NHL history, including five Stanley Cup championships and the Heritage Classic.

One of the most successful programs ever launched in connection with the National Hockey League, the Molson Cup has become synonymous with excellence, as it is awarded to the player who accumulates the most votes in the three-star voting process over the course of the NHL regular season schedule.

Six times throughout the NHL season, a member of the Edmonton Oilers is selected as the Molson Cup Player of the Month. The Molson Cup is based on the selection of the top three performers of each game as nominated by the Edmonton sports media. Players earn five points each time they are selected one of the game's three stars and the player accumulating the most points at the conclusion of the regular season has his name engraved on the beautiful Molson Cup.


EDMONTON OILERS YEARLY MOLSON CUP WINNERS

1979-80 to 2013-14


1979-80	Wayne Gretzky
1980-81	Wayne Gretzky
1981-82	Wayne Gretzky
1982-83	Wayne Gretzky
1983-84	Wayne Gretzky
1984-85	Wayne Gretzky
1985-86	Wayne Gretzky
1986-87	Wayne Gretzky
1987-88	Wayne Gretzky
1988-89	Grant Fuhr
1989-90	Mark Messier
1990-91	Bill Ranford
1991-92	Joe Murphy
1992-93	Bill Ranford
1993-94	Bill Ranford
1994-95	Bill Ranford
1995-96	Doug Weight
1996-97	Curtis Joseph
1997-98	Curtis Joseph
1998-99	Bill Guerin
1999-00	Tommy Salo
2000-01	Tommy Salo
2001-02	Tommy Salo
2002-03	Tommy Salo
2003-04	Ryan Smyth
2004-05	Not Awarded (NHL Lockout)
2005-06	Ryan Smyth
2006-07	Dwayne Roloson
2007-08	Mathieu Garon
2008-09	Dwayne Roloson
2009-10	Jeff Deslauriers
2010-11	Taylor Hall
2011-12	Taylor Hall
2012-13	Devan Dubnyk
2013-14	Taylor Hall



Molson Canadian is a proud sponsor of the Edmonton Oilers.



2013-14 EDMONTON OILERS



26 | MARK ARCOBELLO

 @sporkabella

POSITION: CENTRE | **SHOOTS:** RIGHT
HEIGHT: 5-8 | **WEIGHT:** 172 | **DOB:** AUGUST 12, 1988
BIRTHPLACE: MILFORD, CT

ACQUIRED: Signed as a free agent on June 14, 2013.

CONTRACT STATUS: Signed through 2014-15 season.

2013-14 HIGHLIGHTS

- Ranked 5th on the team in faceoff percentage (51.0)
- Registered five multi-point games
- Posted a multi-point game (2G), including his 1st NHL goal and the game winning goal on Nov. 5 @ FLA
- Recorded his first multi-point game of the season (3A) on Oct. 12 @ TOR

CAREER HIGHLIGHTS

- Ranks as Oklahoma City's all-time leader in points (161), goals (60) and assists (101) **(2010-14)**
- Tied for 1st in Oklahoma City's playoff games played (37) and is the all-time leader in playoff points (35), goals (18) and assists (17) **(2010-14)**
- Tied Oklahoma City Barons record for most assists (4) in one game on Dec.15 vs. SA **(2012-13)**
- Played in his 1st career NHL game on Feb. 6 vs. DAL **(2012-13)**

COLLEGE HIGHLIGHTS

- In four seasons with the ECAC's Yale Bulldogs, he posted 116 points (49G, 67A) and 203 penalty minutes in 131 career games.



ARCOBELLO CAREER STATISTICS

SEASON	TEAM	LEAGUE	REGULAR SEASON					PLAYOFFS				
			GP	G	A	PTS	PIM	GP	G	A	PTS	PIM
2006-07	Yale	ECAC	29	10	14	24	49	-	-	-	-	-
2007-08	Yale	ECAC	34	7	14	21	40	-	-	-	-	-
2008-09	Yale	ECAC	34	17	18	35	68	-	-	-	-	-
2009-10	Yale	ECAC	34	15	21	36	46	-	-	-	-	-
2010-11	Stockton	ECHL	33	7	13	20	10	-	-	-	-	-
	Oklahoma City	AHL	26	11	11	22	7	6	1	1	2	0
2011-12	Oklahoma City	AHL	73	17	26	43	28	14	5	8	13	6
2012-13	Oklahoma City	AHL	74	22	46	68	48	-	-	-	-	-
	EDMONTON	NHL	1	0	0	0	0	-	-	-	-	-
2013-14	EDMONTON	NHL	41	4	14	18	8	-	-	-	-	-
	Oklahoma City	AHL	15	10	18	28	6	-	-	-	-	-
	NHL TOTALS		42	4	14	18	8	-	-	-	-	-

ARCOBELLO VS NHL

OPPONENT	GP	G	A	PTS	PIM
Anaheim	2	0	0	0	0
Arizona	3	0	1	1	2
Boston	1	0	0	0	0
Buffalo	0	0	0	0	0
Calgary	1	0	0	0	0
Carolina	1	0	1	1	0
Chicago	2	0	0	0	2
Colorado	1	1	1	2	0
Columbus	1	0	0	0	0
Dallas	4	0	0	0	0
Detroit	1	0	0	0	0
Edmonton	0	0	0	0	0
Florida	1	2	0	2	0
Los Angeles	2	0	0	0	0
Minnesota	1	0	0	0	0
Montréal	2	0	2	2	0
Nashville	1	0	0	0	0
New Jersey	1	0	1	1	0
NY Islanders	1	0	2	2	0
NY Rangers	0	0	0	0	0
Ottawa	1	0	0	0	0
Philadelphia	1	0	0	0	0
Pittsburgh	2	0	2	2	0
San Jose	0	0	0	0	0
St. Louis	1	1	0	1	0
Tampa Bay	2	0	0	0	0
Toronto	2	0	3	3	0
Vancouver	3	0	0	0	2
Washington	2	0	0	0	2
Winnipeg	2	0	1	1	0
42	4	14	18	8	

ARCOBELLO NHL HIGHLIGHTS

FIRSTS

First GP	02/06/2013	EDM 2 vs DAL 3
First Asst	10/01/2013	EDM 4 vs WPG 5
First Goal	11/05/2013	EDM 4 @ FLA 3
First Goal versus		Markstrom, Jacob at 02:06 of period 2

MOSTS

Goals	2 (1X)	MOST RECENTLY 11/05/2013 EDM 4 @ FLA 3
Assists	3 (1X)	10/12/2013 EDM 5 @ TOR 6
Points	3 (1X)	10/12/2013 EDM 5 @ TOR 6 (3A)
SOG	5(1X)	12/05/2013 EDM 8 vs. COL 2
PIM	2(4X)	01/12/2014 EDM 3 @ CHI 5
Hat Tricks	-	-
Multi-Pt Games	5	12/05/2013 EDM 8 vs. COL 2

LONGEST PERSONAL STREAKS

Goals	1 (3X)	01/07/2014- 01/07/2014 (1G)
Assists	2 (2X)	12/03/2013- 12/05/2013 (2A)
Pts	2(3X)	01/07/2014- 01/10/2014 (1G, 1A)



22 | KEITH AULIE



@kaulie59

POSITION: DEFENCE | **SHOOTS:** LEFT
HEIGHT: 6-6 | **WEIGHT:** 222 | **DOB:** JUNE 11, 1989
BIRTHPLACE: ROULEAU, SASKATCHEWAN

ACQUIRED: Signed as a free agent on July 1st, 2014.

CONTRACT STATUS: Signed through 2014-15 season.

2013-14 HIGHLIGHTS

- Posted one assist on Mar. 10 vs. PHX
- Played a season high in ice time (14:28) on Mar. 4 @ STL

CAREER HIGHLIGHTS

- Set season-highs for assists (5), points (7), penalty minutes (60) and plus/minus (+1), and tied his career-high with two goals. **(2012-13)**
- Ranked 1st on the team for hits with 91 and was second in penalty minutes. **(2012-13)**
- Played in his 100th career NHL game on Mar. 12 @ FLA. **(2012-13)**
- Acquired by Tampa Bay from Toronto on Feb. 27 in exchange for Carter Ashton. **(2011-12)**
- Won Calder Cup with the Norfolk Admirals. **(2011-12)**
- Represented the Toronto Marlies at the AHL All-Star Classic. **(2010-11)**
- Scored 1st NHL goal and point on Mar. 8 @ NYI. (Al Montoya) **(2010-11)**
- Made his NHL debut on Nov. 13 vs. VAN. **(2010-11)**
- Scored his 1st AHL/professional goal and point on Oct. 16 vs. MIL. **(2009-10)**
- Played in 1st professional game on Oct. 9 as a member of the Abbotsford Heat. **(2009-10)**

JUNIOR HIGHLIGHTS

- Appeared in 234 career games with the Brandon Wheat Kings, collecting 61 points (12G, 49A) and 278 penalty minutes.
- Served as the Captain of the Brandon Wheat Kings. **(2008-09)**
- Won the Daryl K. (Doc) Seamon Trophy as the Scholastic Player of the Year in the Western Hockey League. **(2008-09)**
- Named to the WHL East First All-Star Team. **(2008-09)**

INTERNATIONAL HIGHLIGHTS

- Won gold with Team Canada at the 2009 World Junior Hockey Championship. **(2008-09)**



AULIE CAREER STATISTICS

SEASON	TEAM	LEAGUE	REGULAR SEASON					PLAYOFFS				
			GP	G	A	PTS	PIM	GP	G	A	PTS	PIM
2004-05	Notre Dame	SJHL	38	2	7	9	53	-	-	-	-	-
2005-06	Brandon	WHL	38	0	2	2	32	4	0	0	0	4
2006-07	Brandon	WHL	66	1	8	9	82	11	0	2	2	14
2007-08	Brandon	WHL	72	5	12	17	81	6	0	3	3	11
2008-09	Brandon	WHL	58	6	27	33	83	12	2	7	9	12
	Canada	WJHC	6	0	1	1	2	-	-	-	-	-
2009-10	Abbotsford	AHL	43	2	4	6	32	-	-	-	-	-
	Toronto	AHL	5	0	0	0	6	-	-	-	-	-
2010-11	Toronto	AHL	36	3	6	9	61	-	-	-	-	-
	Toronto	NHL	40	2	0	2	32	-	-	-	-	-
2011-12	Toronto	AHL	23	0	1	1	30	-	-	-	-	-
	Toronto	NHL	17	0	2	2	16	-	-	-	-	-
	TAMPA BAY	NHL	19	0	1	1	13	-	-	-	-	-
	Norfolk	AHL	3	0	2	2	6	18	1	5	6	10
2012-13	Syracuse	AHL	20	3	3	6	34	-	-	-	-	-
	TAMPA BAY	NHL	45	2	5	7	60	-	-	-	-	-
2013-14	TAMPA BAY	NHL	15	0	1	1	9	1	0	0	0	0
	NHL TOTALS		136	4	9	13	130	-	-	-	-	-

AULIE VS NHL

OPPONENT	GP	G	A	PTS	PIM
Anaheim	1	0	0	0	0
Arizona	1	0	1	1	0
Boston	11	1	0	1	24
Buffalo	13	0	0	0	5
Calgary	1	0	0	0	2
Carolina	9	2	0	2	4
Chicago	1	0	0	0	2
Colorado	2	0	0	0	0
Columbus	1	0	0	0	0
Dallas	2	0	0	0	0
Detroit	2	0	0	0	0
Edmonton	2	0	1	1	0
Florida	6	0	0	0	7
Los Angeles	0	0	0	0	0
Minnesota	2	0	0	0	4
Montréal	8	0	0	0	2
Nashville	1	0	0	0	0
New Jersey	7	0	2	2	11
NY Islanders	7	1	0	1	8
NY Rangers	5	0	0	0	2
Ottawa	9	0	0	0	25
Philadelphia	8	0	1	1	7
Pittsburgh	6	0	0	0	6
San Jose	0	0	0	0	0
St. Louis	2	0	0	0	0
Tampa Bay	3	0	1	1	2
Toronto	6	0	1	1	7
Vancouver	3	0	0	0	2
Washington	8	0	2	2	4
Winnipeg	9	0	0	0	6
136	4	9	13	130	

AULIE NHL HIGHLIGHTS

FIRSTS

First GP	11/13/2010	TOR vs VAN
First Asst	01/03/2012	TOR vs TB
First Goal	03/08/2011	TOR @ NYI
First Goal versus		AI Montoya

MOSTS

Goals	1 (4X)	MOST RECENTLY 04/04/2013 TB @ CAR
Assists	1 (9X)	03/10/2014 TB vs. PHX
Points	1 (13X)	03/10/2014 TB vs. PHX (1A)
SOG	4(1X)	04/21/2013 TB vs. CAR
PIM	16(1X)	01/25/2013 TB vs. OTT
Hat Tricks	-	-
Multi-Pt Games	-	-

LONGEST PERSONAL STREAKS

Goals	1 (4X)	04/04/2013- 04/04/2013 (1G)
Assists	1 (9X)	03/10/2014- 03/10/2014 (1A)
Pts	1(13X)	03/10/2014- 03/10/2014 (3A)



14 | JORDAN EBERLE



@ebs_14

POSITION: RIGHT WING | **SHOOTS:** RIGHT

HEIGHT: 5-11 | **WEIGHT:** 183 | **DOB:** MAY 15, 1990

BIRTHPLACE: REGINA, SASKATCHEWAN

ACQUIRED: Edmonton's 1st choice, 22nd overall, in the 2008 NHL Entry Draft.

CONTRACT STATUS: Signed through 2018-19 season.

2013-14 HIGHLIGHTS

- Finished the season 2nd on the team in scoring with 65 points (28G, 37A)
- Tied for the team lead in goals (28), power play points (20) and game winning goals (4)
- Set career highs in games (80) and shots (200)
- Tied career high, recording 20 multi-point games
- Recorded his 200th career NHL point Jan. 29 vs. SJ
- Posted his 100th career NHL assist and scored game winning goal Nov. 19 vs. CBJ

CAREER HIGHLIGHTS

- Ranked 3rd on the team in points (37), goals (16), and assists (21) (**2012-13**)
- Led the Oilers in points, goals and assists recording, 76 points (34G, 42A) and 10 penalty minutes in 78 games (**2011-12**)
- Finished T-15th in NHL scoring (**2011-12**)
- Posted a team high 20 multi-point games (**2011-12**)
- Recorded his 3rd consecutive two-point night with a goal and assist on Oct. 27 vs. WSH (**2011-12**)
- Posted four points (1G, 3A) Nov. 19 vs. CHI (1st time in career he had a 4-point game) (**2011-12**)
- Registered four points (1G, 3A) and +4 on Feb. 2 vs. CHI (**2011-12**)
- Scored his 30th of the season on Mar. 6 @ SJ (**2011-12**)
- Led Oilers in scoring, recording 43 points (18G, 25A) and 22 PIM in 69 games; he also ranked third on the team in goals (18) (**2010-11**)
- Finished the season ranked 6th in rookie scoring (**2010-11**)
- Played in his 1st NHL game on Oct. 7 vs. CGY registering a goal and assist as well as being named 1st star (**2010-11**)
- Played in the 2011 NHL All-Star Game in Ottawa, posting one assist.

JUNIOR HIGHLIGHTS

- Led all WHL skaters in goals scored (50) and ranked second in the overall scoring race with 106 points (**2009-10**)
- Recorded the highest points-per-game average with 1.86 points per game in the league (**2009-10**)
- Won CHL Player of the Year (**2009-10**)
- Named WHL Player of the Year (**2009-10**)
- Played in 11 games for Springfield (AHL) scoring 14 points (6G, 8A) after the WHL season ended (**2009-10**)
- Finished the year with a team high 42 goals and 75 points in 70 games and ranked 4th in WHL scoring (**2007-08**)
- Named to WHL East First All-Star Team (**2007-08**)
- Received Doc Seaman Trophy for WHL Scholastic Player of the Year (**2007-08**)
- Participated in CHL Top Prospects Game (**2006-07**)

INTERNATIONAL HIGHLIGHTS

- Represented Canada at 2007 Canada Games in Whitehorse, Yukon
- Played in 2007 Ivan Hlinka Memorial Tournament
- A member of Team Canada's gold-medal winning performance at the 2008 IIHF U18 World Hockey Championship. Finished the tournament 2nd in team scoring
- Represented Canada at the 2009 World Junior Hockey Championship in Ottawa, where he placed 3rd in tournament scoring with 13 points (6G, 7A)
- Won silver medal with Canada at the 2010 World Junior Hockey Championship in Regina/Saskatoon, Saskatchewan and was an alternate captain.
- Became Canada's all-time leading goal scorer in the tournament with his 14th career goal
- Represented Canada at the 2010, 2011, 2012 and 2013 World Hockey Championships



EBERLE CAREER STATISTICS

SEASON	TEAM	LEAGUE	REGULAR SEASON					PLAYOFFS				
			GP	G	A	PTS	PIM	GP	G	A	PTS	PIM
2006-07	Regina	WHL	66	28	27	55	32	6	2	5	7	2
2007-08	Regina	WHL	70	42	33	75	20	5	2	4	6	7
2008-09	Regina	WHL	61	35	39	74	20	-	-	-	-	-
	Springfield	AHL	9	3	6	9	4	-	-	-	-	-
	Canada	WJHC	6	6	7	13	2	-	-	-	-	-
2009-10	Regina	WHL	57	50	56	106	32	-	-	-	-	-
	Springfield	AHL	11	6	8	14	0	-	-	-	-	-
	Canada	WJHC	6	8	5	13	4	-	-	-	-	-
	Canada	WHC	4	1	3	4	0	-	-	-	-	-
2010-11	EDMONTON	NHL	69	18	25	43	22	-	-	-	-	-
	Canada	WHC	7	4	0	4	0	-	-	-	-	-
2011-12	EDMONTON	NHL	78	34	42	76	10	-	-	-	-	-
	Canada	WHC	8	4	4	8	0	-	-	-	-	-
2012-13	EDMONTON	NHL	48	16	21	37	16	-	-	-	-	-
	Canada	WHC	8	0	5	5	2	-	-	-	-	-
2013-14	EDMONTON	NHL	80	28	37	65	18	-	-	-	-	-
	NHL TOTALS		275	96	125	221	66	-	-	-	-	-

EBERLE VS NHL

OPPONENT	GP	G	A	PTS	PIM
Anaheim	13	5	4	9	2
Arizona	15	2	6	8	2
Boston	4	0	2	2	4
Buffalo	3	0	1	1	2
Calgary	21	8	12	20	8
Carolina	4	1	2	3	0
Chicago	14	6	12	18	4
Colorado	20	9	10	19	6
Columbus	12	6	7	13	2
Dallas	11	1	4	5	4
Detroit	12	3	2	5	0
Edmonton	0	0	0	0	0
Florida	4	2	2	4	0
Los Angeles	12	1	0	1	4
Minnesota	18	6	11	17	4
Montréal	6	1	2	3	0
Nashville	13	10	6	16	2
New Jersey	3	0	2	2	2
NY Islanders	3	0	2	2	0
NY Rangers	4	0	3	3	0
Ottawa	6	2	3	5	0
Philadelphia	4	1	2	3	0
Pittsburgh	4	1	2	3	0
San Jose	15	6	9	15	2
St. Louis	14	4	4	8	6
Tampa Bay	4	2	2	4	0
Toronto	6	6	3	9	0
Vancouver	21	9	7	16	10
Washington	4	1	1	2	0
Winnipeg	5	3	2	5	2
275	96	125	221	66	

EBERLE NHL HIGHLIGHTS

FIRSTS

First GP	10/07/2010	EDM 4 vs. CGY 0
First Goal	10/07/2010	EDM 4 vs. CGY 0
First Asst	10/07/2010	EDM 4 vs. CGY 0
First Goal versus		Miikka Kiprusoff @ 1:24 of period 3

MOSTS

Goals	2 (8X)	MOST RECENTLY 03/18/2014 EDM 5 vs. NSH 1
Assists	3 (2X)	02/02/2012 EDM 8 vs. CHI 4
Points	4 (2X)	02/02/2012 EDM 8 vs. CHI 4 (1G-3A)
SOG	7 (4X)	12/12/13 EDM 2 vs. BOS 4
PIM	4 (2X)	11/13/2011 EDM 3 @ CHI 6
Hat Tricks	0	
Multi-Pt Games	59	04/06/14 EDM 4 vs. ANA 2

LONGEST PERSONAL STREAKS

Goals	4 (2X)	01/31/2012- 02/06/2012 (6G)
Assists	4 (1X)	11/19/2011- 11/25/2011 (7A)
Pts	6 (2X)	12/15/2011- 12/29/2011 (5G-3A)



35 | VIKTOR FASTH

POSITION: GOALTENDER | **CATCHES:** LEFT

HEIGHT: 6-0 | **WEIGHT:** 181 | **DOB:** AUGUST 8, 1982

BIRTHPLACE: KALIX, SWEDEN

ACQUIRED: On March 4th from the Anaheim Ducks, in exchange for a 5th round draft pick in the 2014 NHL Draft and a 3rd round draft selection in the 2015 NHL Draft.

CONTRACT STATUS: Signed through 2014-15 season.

2013-14 HIGHLIGHTS

- Recorded his 2nd win as an Oiler (34 saves) against his former team on Apr. 6 vs. ANA
- Posted his first win as an Oiler (28 saves) in his Oilers debut on Mar. 11 @ MIN
- Acquired from Anaheim on Mar. 4, in exchange for a 5th round pick in the 2014 NHL Draft and a 3rd round pick in the 2015 NHL Draft
- Posted 15 saves in his first win of the season on Oct. 6 @ WPG

CAREER HIGHLIGHTS

- Became the 3rd NHL goaltender all-time to win his first eight-or-more career decisions (joining Ray Emery and Bob Froese) **(2012-13)**
- Completed the season ranked 12th in the NHL in GAA, 13th in SV%, and tied for sixth in shutouts **(2012-13)**
- Picked up his 1st career shutout in a 3-0 win (31 saves), Feb. 6 @ COL **(2012-13)**
- Made his NHL debut and recorded his 1st career NHL win on Jan. 26 vs. NSH **(2012-13)**
- Earned his first North American win with Norfolk on Jan. 18 vs. St. John's, stopping 20-of-22 shots and all five shootout attempts for a 3-2 victory. **(2012-13)**
- Won his consecutive Honken Trophy as the Swedish Elite League's Goaltender of the Year **(2011-12)**
- Awarded Honken Trophy as the Swedish Elite League's Goaltender of the Year **(2010-11)**
- Named the SEL Player of the Year (Golden Puck Award) and was a member of the 2010-11 SEL All-Star team **(2010-11)**

INTERNATIONAL HIGHLIGHTS

- Represented Sweden at the 2012 World Hockey Championship in Helsinki and Stockholm **(2011-12)**
- Backstopped Sweden to a silver medal at the 2011 World Hockey Championship and was named the tournament's Most Valuable Player and Top Goaltender **(2010-11)**



FASTH CAREER STATISTICS

SEASON	TEAM	LEAGUE	REGULAR SEASON										PLAYOFFS				
			GP	W	L	OT/T	MINS	GA	SO	GAA	GP	W	L	MINS	GA	SO	GAA
2010-11	AIK	SEL	42	-	-	-	2473	93	2	2.26	8	-	-	472	14	1	1.78
	Sweden	WHC	7	6	1	0	420	12	3	1.71	-	-	-	-	-	-	
2011-12	AIK	SEL	46	-	-	-	2683	95	5	2.12	12	-	-	752	35	1	2.79
	Sweden	WHC	6	4	2	0	360	14	2	2.34	-	-	-	-	-	-	
2012-13	ANAHEIM	NHL	25	15	6	2	1428	52	4	2.18	-	-	-	-	-	-	
	Tingsryds	SWE-1	12	4	7	0	677	19	1	1.68	-	-	-	-	-	-	
	Norfolk	AHL	3	1	2	0	183	6	0	1.96	-	-	-	-	-	-	
2013-14	ANAHEIM	NHL	5	2	2	1	305	15	0	2.95	-	-	-	-	-	-	
	EDMONTON	NHL	7	3	3	1	396	18	0	2.73	-	-	-	-	-	-	
	Norfolk	AHL	5	3	2	0	275	11	0	2.40	-	-	-	-	-	-	
NHL TOTALS			37	20	11	4	2129	85	4	2.40	-	-	-	-	-	-	

FASTH VS NHL

OPPONENT	GP	W-L-T-OT	SO	GA	GAA	SV%
Anaheim	2	1-1-0-0	0	5	2.52	.919
Arizona	2	0-1-0-1	0	8	3.90	.881
Boston	0	0-0-0-0	0	0	0.00	.000
Buffalo	0	0-0-0-0	0	0	0.00	.000
Calgary	3	2-1-0-0	1	7	2.86	.912
Carolina	1	0-0-0-1	0	2	1.85	.913
Chicago	1	1-0-0-0	0	2	1.85	.933
Colorado	3	1-1-0-0	1	6	2.57	.917
Columbus	1	0-0-0-1	0	3	2.90	.893
Dallas	4	2-1-0-0	1	6	1.64	.932
Detroit	3	1-1-0-1	0	6	2.43	.903
Edmonton	1	1-0-0-0	1	0	0.00	1.00
Florida	0	0-0-0-0	0	0	0.00	.000
Los Angeles	4	1-3-0-0	0	12	2.98	.906
Minnesota	2	2-0-0-0	0	4	1.92	.931
Montreal	0	0-0-0-0	0	0	0.00	.000
Nashville	4	4-0-0-0	0	6	1.45	.943
New Jersey	0	0-0-0-0	0	0	0.00	.000
NY Islanders	0	0-0-0-0	0	0	0.00	.000
NY Rangers	0	0-0-0-0	0	0	0.00	.000
Ottawa	0	0-0-0-0	0	0	0.00	.000
Philadelphia	0	0-0-0-0	0	0	0.00	.000
Pittsburgh	1	0-1-0-0	0	3	3.00	.889
San Jose	3	2-1-0-0	0	8	2.68	.919
St. Louis	1	1-0-0-0	0	5	4.62	.839
Tampa Bay	0	0-0-0-0	0	0	0.00	.000
Toronto	0	0-0-0-0	0	0	0.00	.000
Vancouver	0	0-0-0-0	0	0	0.00	.000
Washington	0	0-0-0-0	0	0	0.00	.000
Winnipeg	1	1-0-0-0	0	2	2.00	.882
TOTALS	37	20-11-0-4	4	85	2.40	.915

FASTH NHL HIGHLIGHTS

FIRSTS

First GP	01/26/2013	ANA 3 vs NSH 2
First Win	01/26/2013	ANA 3 vs NSH 2
First Shutout	02/06/2013	ANA 3 at COL 0

MOSTS

Shots Faced	48 (1X)	04/10/2014 EDM 0 vs LA 3
Saves	45 (1X)	04/10/2014 EDM 0 vs LA 3
GA	6 (1X)	10/02/2013 ANA 1 at COL 6
Career Shutouts	4	04/22/2013 ANA 3 at EDM 0

MOST RECENTLY

LONGEST PERSONAL STREAKS


Longest Win Streak	8 (1X)	01/26/2013 02/16/2013
Streak W/OUT Reg Loss	8 (1X)	01/26/2013 02/16/2013 (8-0-0)
Longest Losing Streak	2 (3X)	03/22/2014 04/02/2014
Longest Winless Streak	2 (5X)	03/22/2014 04/02/2014 (0-2-0)
Longest Shutout Streak	134:38	02/04/2013 02/08/2013

NHL SHOOTOUT RECORD

Stopped 18 of 30 attempts (0.600) and an overall W-L record of 6-3.

NHL PENALTY SHOTS

2/25/13	at LA.	Dustin Penner (no goal)
3/22/14	vs. CGY.	Matt Stajan (goal)



5

MARK
FAYNE

POSITION: DEFENCE | SHOOTS: RIGHT

HEIGHT: 6-3 | WEIGHT: 215 | DOB: MAY 15, 1987

BIRTHPLACE: NASHUA, NEW HAMPSHIRE

ACQUIRED: Signed as a free agent on July 1st, 2014.**CONTRACT STATUS:** Signed through 2017-18 season.

2013-14 HIGHLIGHTS

- Played his 200th career NHL game on Dec. 28 @ NYI
- Posted career high in penalty minutes (30) and tied career high in goals (4)
- Finished 3rd on the Devils in blocked shots (83)

CAREER HIGHLIGHTS

- Recorded his first career shorthanded goal on Apr. 7 @ BUF (2012-13)
- Appeared in all 82 games for the first time in his career (2011-12)
- Led all New Jersey defencemen in goals (4) and ranked second among defencemen in points (17) (2011-12)
- Appeared in all 24 career playoff games (2011-12)
- Finished third among New Jersey rookies & first among first-year defensemen with 14 points (4G, 10A) (2010-11)
- Scored his 1st career NHL goal on Dec. 15 vs. PHX (2010-11)
- Played in his 1st NHL on Nov. 22 vs. WSH; recalled that day from Albany (AHL) under emergency conditions (2010-11)
- Made professional debut with Albany (AHL) on Oct. 9th vs. Adirondack (2010-11)

COLLEGE HIGHLIGHTS

- In 139 games with Providence College he had 49 points (16G, 33A) and 105 penalty minutes (2006-10)
- Four-time winner of the Ron Wilson Award as the school's best defenseman (2006-10)
- Led all Providence defensemen in points (22) and goals (5) and registered a team high in assists (17) (2009-10)
- Received a Hockey East All-Conference Team honorable mention (2009-10)
- Winner of Providence's Lou Lamoriello Award as the team's most valuable player (2009-10)
- Named to the conference's All-Rookie Team, also received providence's Rev. Herman Schneider Most Valuable Freshman Award (2006-07)

INTERNATIONAL HIGHLIGHTS

- Represented Team USA at the 2011 World Hockey Championship, marking his first international appearance of his career.



FAYNE CAREER STATISTICS

SEASON	TEAM	LEAGUE	REGULAR SEASON					PLAYOFFS				
			GP	G	A	PTS	PIM	GP	G	A	PTS	PIM
2006-07	Providence	H-East	36	5	7	12	43	-	-	-	-	-
2007-08	Providence	H-East	36	2	4	6	18	-	-	-	-	-
2008-09	Providence	H-East	33	4	5	9	30	-	-	-	-	-
2009-10	Providence	H-East	34	5	17	22	14	-	-	-	-	-
2010-11	NEW JERSEY	AHL	57	4	10	14	27	-	-	-	-	-
	Albany	AHL	19	1	3	4	6	-	-	-	-	-
	USA	WHC	4	0	1	1	0	-	-	-	-	-
2011-12	NEW JERSEY	NHL	82	4	13	17	26	24	0	3	3	6
2012-13	NEW JERSEY	NHL	31	1	5	6	16	-	-	-	-	-
2013-14	NEW JERSEY	NHL	72	4	7	11	30	-	-	-	-	-
	NHL TOTALS		242	13	35	48	99	24	0	3	3	6

FAYNE VS NHL

OPPONENT	GP	G	A	PTS	PIM
Anaheim	3	0	0	0	2
Arizona	4	2	0	2	2
Boston	12	0	1	1	4
Buffalo	11	2	3	5	4
Calgary	3	0	0	0	2
Carolina	14	2	5	7	8
Chicago	3	0	1	1	2
Colorado	4	0	0	0	2
Columbus	6	0	0	0	2
Dallas	5	0	1	1	4
Detroit	6	0	2	2	6
Edmonton	2	0	0	0	0
Florida	13	1	3	4	4
Los Angeles	4	0	1	1	0
Minnesota	3	1	0	1	2
Montréal	11	0	4	4	4
Nashville	3	0	1	1	0
New Jersey	0	0	0	0	0
NY Islanders	19	1	1	2	6
NY Rangers	14	0	1	1	6
Ottawa	10	0	0	0	2
Philadelphia	16	0	2	2	6
Pittsburgh	16	0	1	1	8
San Jose	4	0	0	0	0
St. Louis	3	1	0	1	0
Tampa Bay	14	1	2	3	4
Toronto	12	1	3	4	6
Vancouver	3	0	0	0	0
Washington	13	0	1	1	6
Winnipeg	11	1	2	3	7
242	13	35	48	99	

FAYNE NHL HIGHLIGHTS

FIRSTS

First GP	11/22/2010	NJ vs WSH
First Asst	12/26/2010	NJ vs TOR
First Goal	12/15/2010	NJ vs PHX
First Goal versus		

MOSTS

Goals	1 (13X)
Assists	2 (1X)
Points	1 (48X)
SOG	5(2X)
PIM	6(1X)
Hat Tricks	-
Multi-Pt Games	-

MOST RECENTLY

03/20/2014	NJ vs. MIN
05/23/2012	NJ @ NYR
04/05/2014	NJ @ CAR (1A)
01/12/2014	NJ @ TOR
02/09/2013	NJ vs. PIT

LONGEST PERSONAL STREAKS

Goals	1 (13X)	03/20/2014-03/20/2014 (1G)
Assists	2 (4X)	03/04/2014-03/07/2014 (2A)
Pts	1(48X)	04/05/2014-04/05/2014 (1A)



21 | ANDREW FERENCE

 @Ferknuckle

POSITION: DEFENCE | **SHOOTS:** LEFT
HEIGHT: 5-11 | **WEIGHT:** 184 | **DOB:** MARCH 17, 1979
BIRTHPLACE: EDMONTON, ALBERTA

ACQUIRED: Signed as a free agent on July 5th, 2013.

CONTRACT STATUS: Signed through 2016-17 season.

2013-14 HIGHLIGHTS

- Named the 14th Captain in Oilers history on Sept. 29
- Ranked second on the team in blocked shots (108) and hits (135)
- Named the NHL's 2014 King Clancy Memorial Trophy recipient
- Won the Edmonton Oilers Community Service Award
- Registered his 200th career assist on Dec. 28 vs. PHI
- Played his 800th career NHL game on Dec. 27 at CGY
- Recorded his 1st goal as an Oiler on Oct. 7 vs. NJ

CAREER HIGHLIGHTS

- Was one of four Bruins to play in every game (2012-13)
- Won the Stanley Cup with Boston (2011-12)
- Established a career high in goals (6) (2011-12)
- Played his 100th NHL playoff game on Apr. 12 vs. WSH (2011-12)
- Played his 600th NHL game Dec. 16 @ MTL (2010-11)
- Posted a playoff career high three assist effort Apr. 17 @ MTL (2007-08)
- Played his 1st game as a Bruin Feb. 13 vs. EDM (2006-07)
- Recorded his 1st point as a Bruin with an assist Mar. 11 @ DET, which was also his 100th NHL point (2006-07)
- Played his 200th NHL game Dec. 7 vs. PIT (2003-04)
- Played his 1st NHL playoff game and scored his first NHL playoff goal Apr. 12 @ WSH (2000-01)
- Scored his 1st NHL goal Nov. 13 vs. NSH (1999-00)
- Recorded his 1st NHL point with an assist Oct. 16 vs. CHI (1999-00)
- Played his 1st NHL game Oct. 1 @ DAL (1999-00)

JUNIOR HIGHLIGHTS

- Named a WHL First Team All-Star (1998-99)
- Was second on the team in assists and led the team that year with a +75 plus/minus mark (1997-98)
- Named a WHL West First Team All-Star (1997-98)

INTERNATIONAL HIGHLIGHTS

- Represented Canada in the 1999 World Junior Hockey Championship, winning a silver medal, posting three points (1G, 2A) in seven games



FERENCE CAREER STATISTICS

SEASON	TEAM	LEAGUE	REGULAR SEASON					PLAYOFFS				
			GP	G	A	PTS	PIM	GP	G	A	PTS	PIM
1997-98	Prince Albert	WHL	58	5	18	23	37	14	0	7	7	0
1998-99	Kansas City	IHL	5	1	2	3	4	-	-	-	-	-
1999-00	PITTSBURGH	NHL	30	2	4	6	20	-	-	-	-	-
	Wilkes-Barre	AHL	44	8	20	28	58	-	-	-	-	-
2000-01	PITTSBURGH	NHL	36	4	11	15	28	18	3	7	10	16
	Wilkes-Barre	AHL	43	6	18	24	95	3	1	0	1	12
2001-02	PITTSBURGH	NHL	75	4	7	11	73	-	-	-	-	-
2002-03	PITTSBURGH	NHL	22	1	3	4	36	-	-	-	-	-
	Wilkes-Barre	AHL	1	0	0	0	2	-	-	-	-	-
	CALGARY	NHL	16	0	4	4	6	-	-	-	-	-
2003-04	CALGARY	NHL	72	4	12	16	53	12	2	7	9	10
2004-05	Ceske	CZE-2	19	5	6	11	45	-	-	-	-	-
2005-06	CALGARY	NHL	82	4	27	31	85	7	0	4	4	53
2006-07	CALGARY	NHL	54	2	10	12	66	-	-	-	-	-
	BOSTON	NHL	26	1	2	3	31	-	-	-	-	-
2007-08	BOSTON	NHL	59	1	14	15	50	7	0	4	4	6
2008-09	BOSTON	NHL	47	1	15	16	40	3	0	0	0	4
2009-10	BOSTON	NHL	51	0	8	8	16	13	0	1	1	18
2010-11	BOSTON	NHL	70	3	12	15	60	25	4	6	10	37
2011-12	BOSTON	NHL	72	6	18	24	46	7	1	3	4	0
2012-13	Ceske	CZE-2	21	2	5	7	24	-	-	-	-	-
	BOSTON	NHL	48	4	9	13	35	4	0	2	2	4
2013-14	EDMONTON	NHL	71	3	15	18	63	-	-	-	-	-
	NHL TOTALS		831	40	171	211	708	120	8	30	38	122

FERENCE VS NHL

OPPONENT	GP	G	A	PTS	PIM
Anaheim	25	1	9	10	18
Arizona	23	1	1	2	19
Boston	13	1	2	3	25
Buffalo	39	2	8	10	38
Calgary	10	0	2	2	15
Carolina	28	3	9	12	18
Chicago	25	0	5	5	27
Colorado	26	2	5	7	6
Columbus	21	1	4	5	28
Dallas	22	1	6	7	29
Detroit	22	1	2	3	14
Edmonton	26	1	10	11	28
Florida	32	0	4	4	26
Los Angeles	27	0	3	3	18
Minnesota	26	0	5	5	24
Montréal	44	2	4	6	39
Nashville	17	1	3	4	15
New Jersey	33	2	7	9	10
NY Islanders	30	2	8	10	10
NY Rangers	35	6	8	14	46
Ottawa	42	0	10	10	26
Philadelphia	33	1	4	5	19
Pittsburgh	24	0	5	5	18
San Jose	24	0	4	4	10
St. Louis	20	3	7	10	31
Tampa Bay	32	1	8	9	25
Toronto	42	3	10	13	28
Vancouver	29	0	5	5	45
Washington	29	5	3	8	12
Winnipeg	32	0	10	10	41
831	40	171	211	708	

FERENCE NHL HIGHLIGHTS

FIRSTS

First GP	10/01/1999	PIT 4 @ DAL 6
First Asst	10/16/1999	PIT 3 vs. CHI 3
First Goal	11/13/1999	PIT 6 vs. NSH 2
First Goal versus		(Tomas Vokoun) @ 1:28 of period 1

MOSTS

Goals	2 (1X)	01/05/2004 CGY 5 @ NYR 0
Assists	3 (2X)	10/20/2011 BOS 6 vs. TOR 2
Points	3 (3X)	10/20/2011 BOS 6 vs. TOR 2 (OG-3A)
SOG	6 (2X)	02/15/2012 BOS 4 @ MTL 3
PIM	19 (1X)	01/02/2007 CGY 2 vs. VAN 3
Hat Tricks	0	
Multi-Pt Games	29	03/11/2014 EDM 4 vs. MIN 3 (2A)

LONGEST PERSONAL STREAKS

Goals	2 (2X)	01/19/2012 01/21/2012 (2G)
Assists	4 (1X)	12/14/2011 12/23/2011 (5A)
Pts	4 (1X)	12/14/2011 12/23/2011 (OG-5A)



20 | LUKE GAZDIC



@lukegazdic

POSITION: LEFT WING | **SHOOTS:** LEFT
HEIGHT: 6-4 | **WEIGHT:** 233 | **DOB:** JULY 25, 1989
BIRTHPLACE: TORONTO, ONTARIO

ACQUIRED: Claimed off waivers from the Dallas Stars on September 29, 2013.

CONTRACT STATUS: Signed through 2015-16 season.

2013-14 HIGHLIGHTS

- Ranked 5th in the NHL in fighting majors and 11th in penalty minutes
- Recorded a career high two game point streak (1G, 1A) from Jan. 5-7
- Played a career high in ice time (11:20) on Nov. 19 vs. CBJ
- Scored his 1st NHL goal on the first shift of his 1st NHL game on Oct. 1 vs. WPG

CAREER HIGHLIGHTS

- Appeared in 256 career games with the Texas Stars ranking 5th and is the all-time leader in penalty minutes (447), he also holds the single-season Texas records for most major penalties (21) and most penalty minutes (155).
- Led Texas in penalty minutes (102) and was tied for 68th overall in the AHL (*2011-12*)

JUNIOR HIGHLIGHTS

- Appeared in 188 career games with Erie, posting 72 points (42G, 30A) and 407 penalty minutes.
- Led Erie in penalty minutes (127) and ranked 6th on the team in goals (20) (*2008-09*)



GAZDIC CAREER STATISTICS

SEASON	TEAM	LEAGUE	REGULAR SEASON					PLAYOFFS				
			GP	G	A	PTS	PIM	GP	G	A	PTS	PIM
2006-07	Erie	OHL	58	5	8	13	136	-	-	-	-	-
2007-08	Erie	OHL	67	17	12	29	144	-	-	-	-	-
2008-09	Erie	OHL	63	20	10	30	127	5	0	0	0	9
	Idaho	ECHL	2	1	0	1	14	2	0	0	0	0
2009-10	Texas	AHL	49	3	1	4	155	-	-	-	-	-
	Idaho	ECHL	4	1	1	2	10	-	-	-	-	-
2010-11	Texas	AHL	72	9	8	17	110	5	0	0	0	2
2011-12	Texas	AHL	76	11	12	23	102	-	-	-	-	-
2012-13	Texas	AHL	59	4	7	1	80	8	0	0	0	19
2013-14	EDMONTON	NHL	67	2	2	4	127	-	-	-	-	-
	NHL TOTALS		67	2	2	4	127	-	-	-	-	-

GAZDIC VS NHL

OPPONENT	GP	G	A	PTS	PIM
Anaheim	3	0	0	0	0
Arizona	2	0	1	1	0
Boston	2	0	0	0	10
Buffalo	2	0	0	0	5
Calgary	5	0	0	0	15
Carolina	2	0	0	0	0
Chicago	2	0	0	0	0
Colorado	2	0	0	0	7
Columbus	1	0	0	0	7
Dallas	1	0	0	0	0
Detroit	2	0	0	0	0
Edmonton	0	0	0	0	0
Florida	2	0	0	0	0
Los Angeles	3	0	0	0	5
Minnesota	3	0	0	0	5
Montréal	2	0	0	0	9
Nashville	2	0	0	0	2
New Jersey	2	0	0	0	0
NY Islanders	2	0	0	0	2
NY Rangers	2	0	0	0	2
Ottawa	2	0	0	0	0
Philadelphia	2	0	0	0	7
Pittsburgh	1	0	0	0	0
San Jose	4	0	0	0	0
St. Louis	3	0	1	1	22
Tampa Bay	2	1	0	1	0
Toronto	2	0	0	0	10
Vancouver	4	0	0	0	5
Washington	2	0	0	0	2
Winnipeg	3	1	0	1	12
67	2	2	4	127	

GAZDIC NHL HIGHLIGHTS

FIRSTS


First GP	10/01/2013	EDM 4 vs. WPG 5
First Asst	10/01/2013	EDM 4 vs. WPG 5
First Goal	10/01/2013	EDM 4 vs. WPG 5
First Goal versus		(Ondrej Pavelec @ 02:21 of period 1)

MOSTS

Goals	1 (2X)	MOST RECENTLY 01/05/2014 EDM 5 vs. TB 3
Assists	1 (2X)	01/07/2014 EDM 2 vs. STL 5
Points	1 (4X)	01/07/2014 EDM 2 vs. STL 5 (1A)
SOG	3 (1X)	01/05/2014 EDM 5 vs. TB 3
PIM	20 (1X)	03/13/2014 EDM 2 @ STL 6
Hat Tricks	-	-
Multi-Pt Games	-	-

LONGEST PERSONAL STREAKS

Goals	1 (2X)	01/05/2014 01/05/2014 (1G)
Assists	1 (2X)	01/07/2014 01/07/2014 (1A)
Pts	1 (4X)	01/07/2014 01/07/2014 (1A)



27 | BOYD GORDON

POSITION: CENTRE | **SHOOTS:** RIGHT
HEIGHT: 6-0 | **WEIGHT:** 200 | **DOB:** OCTOBER 19, 1983
BIRTHPLACE: UNITY, SASKATCHEWAN

ACQUIRED: Signed as an unrestricted free agent on July 5th, 2013.

CONTRACT STATUS: Signed through 2015-16 season.

2013-14 HIGHLIGHTS

- Led the Oilers in faceoff percentage and ranked 8th in the NHL (56.5)
- Ranked 6th in the NHL in faceoffs won (843)
- Led the team in shorthanded points (2)
- Tied career high in goals (8)
- Played 500th career NHL game on Oct. 29 vs. TOR
- Scored 1st goal as an Oiler Oct. 1 vs. WPG
- Named Oilers Top Defensive Forward

CAREER HIGHLIGHTS

- Ranked 17th in NHL with 452 faceoffs won (2012-13)
- Posted a career high eight goals with Phoenix (2011-12)
- Led the team in face-off percentage (56.8%), and blocked shots (86) (2011-12)
- Netted his first career two-goal game Jan. 16 vs. COL (2011-12)
- Played in his 400th career NHL game Jan. 12 @ DET (2011-12)
- Led the team in face-off percentage (59.3%) (2011-12 Playoffs)
- Led the team in face-off percentage (58%) (2010-11)
- Finished ninth in the NHL in face-off percentage (56%) (2007-08)
- Played in his 200th NHL game Mar. 27 @ TB (2007-08)
- Led the Capitals in face-off percentage (52%), face offs (1,214) and face-off wins (632) (2006-07)
- Played 104 total regular season and playoff games for Washington and Hershey (AHL), tied with Brooks Laich for the most in the organization (2005-06)
- The only player to appear in all 80 games for Portland (AHL) (2004-05)
- Made his NHL debut Oct. 9 vs. NYI, recording an assist (2003-04)
- Scored his first NHL goal and added an assist on Oct. 11 vs. ATL (2003-04)

JUNIOR HIGHLIGHTS

- Led Red Deer in playoff goals (8) and tied for the lead in points (20) while ranking third in assists (2002-03)
- In 22 playoff games, notched three goals and six assists as Red Deer won the WHL playoff title and captured the Memorial Cup (2001-02)

INTERNATIONAL HIGHLIGHTS

- Represented Canada at the 2003 IIHF World Junior Hockey Championship, earning a silver medal



GORDON CAREER STATISTICS

SEASON	TEAM	LEAGUE	REGULAR SEASON					PLAYOFFS				
			GP	G	A	PTS	PIM	GP	G	A	PTS	PIM
1999-00	Red Deer	WHL	66	10	26	36	24	4	0	1	1	16
2000-01	Red Deer	WHL	72	12	27	39	39	22	3	6	9	2
2001-02	Red Deer	WHL	66	22	29	51	19	23	10	12	22	8
2002-03	Red Deer	WHL	56	33	48	81	28	23	8	12	20	14
2003-04	WASHINGTON	NHL	41	1	5	6	8	-	-	-	-	-
	Portland	AHL	43	5	17	22	16	7	2	1	3	0
2004-05	Portland	AHL	80	17	22	39	35	-	-	-	-	-
2005-06	WASHINGTON	NHL	25	0	1	1	4	-	-	-	-	-
	Hershey	AHL	58	16	22	38	23	21	3	5	8	10
2006-07	WASHINGTON	NHL	71	7	22	29	14	-	-	-	-	-
2007-08	WASHINGTON	NHL	67	7	9	16	12	7	0	0	0	0
2008-09	WASHINGTON	NHL	63	5	9	14	16	14	0	3	3	4
2009-10	WASHINGTON	NHL	36	4	6	10	12	6	1	1	2	0
	Hershey	AHL	2	0	2	2	0	-	-	-	-	-
2010-11	WASHINGTON	NHL	60	3	6	9	16	9	0	0	0	6
2011-12	PHOENIX	NHL	75	8	15	23	10	16	0	2	2	6
2012-13	PHOENIX	NHL	48	4	10	14	8	-	-	-	-	-
2013-14	EDMONTON	NHL	74	8	13	21	20	-	-	-	-	-
	NHL TOTALS		560	47	96	143	120	47	3	3	6	148

GORDON VS NHL

OPPONENT	GP	G	A	PTS	PIM
Anaheim	21	2	2	4	2
Arizona	10	0	1	1	0
Boston	21	1	4	5	2
Buffalo	19	3	1	4	2
Calgary	15	1	5	6	4
Carolina	31	1	3	4	10
Chicago	14	3	0	3	4
Colorado	11	3	4	7	2
Columbus	14	1	3	4	4
Dallas	18	0	2	2	4
Detroit	14	1	2	3	8
Edmonton	10	2	4	6	2
Florida	32	1	4	5	6
Los Angeles	18	1	3	4	0
Minnesota	12	1	3	4	0
Montréal	20	1	2	3	0
Nashville	14	0	3	3	4
New Jersey	20	0	5	5	6
NY Islanders	19	1	3	4	0
NY Rangers	21	3	3	6	12
Ottawa	24	2	5	7	8
Philadelphia	25	0	4	4	10
Pittsburgh	21	2	3	5	2
San Jose	21	2	4	6	2
St. Louis	16	1	3	4	0
Tampa Bay	30	5	8	13	6
Toronto	22	3	2	5	6
Vancouver	14	1	2	3	2
Washington	3	1	1	2	0
Winnipeg	30	4	7	11	12
	560	47	96	143	120

GORDON NHL HIGHLIGHTS

FIRSTS

First GP	10/09/2003	WAS 6 vs. NYI 1
First Asst	10/09/2003	WAS 6 vs. NYI 1
First Goal	10/11/2003	WAS 3 vs. ATL 4
First Goal versus		(Pasi Nurminen) @ 3:11 of period 1

MOSTS

Goals	2 (1X)	MOST RECENTLY 01/16/2012 PHO 6 vs. COL 1
Assists	3 (1X)	11/05/2013 EDM 4 @ FLA 3
Points	3 (1X)	11/05/2013 EDM 4 @ FLA 3 (3A)
SOG	8 (1X)	01/16/2012 PHO 6 vs. COL 1
PIM	4 (1X)	03/30/2014 EDM 0 vs. NYR 5
Hat Tricks	0	
Multi-Pt Games	18	12/27/2013 EDM 2 @ CGY 0 (2A)

LONGEST PERSONAL STREAKS

Goals	2 (6X)	01/03/2014 01/05/2014 (2G)
Assists	2 (13X)	11/16/2013 11/19/2013 (2A)
Pts	3 (4X)	11/05/2011 11/12/2011 (2G-2A)



4

TAYLOR
HALL

@hallys04

POSITION: LEFT WING | SHOOTS: LEFT

HEIGHT: 6-1 | WEIGHT: 198 | DOB: NOVEMBER 14, 1991

BIRTHPLACE: CALGARY, ALBERTA

ACQUIRED: Edmonton's 1st choice, 1st overall, in the 2010 NHL Entry Draft.**CONTRACT STATUS:** Signed through 2019-20 season.

2013-14 HIGHLIGHTS

- Posted career highs in games, points, assists and tied career high in goals
- Led the Oilers in scoring (80), assists (53) and ranked 2nd in goals (27)
- Led the Oilers in shots (250) marking a career high
- Finished 7th in the NHL in scoring and 4th in the Western Conference
- Was the first Oiler in 26 years to finish top 10 in NHL scoring two years in a row
- Ranked 2nd in the NHL in even strength assists (42)
- Registered 21 multipoint games including five three-point games
- Recorded a four-point game (3G, 1A) and scored his 4th career hat trick Dec. 5 vs. COL
- Played a career high in ice time (27:10) on Mar. 20 vs. BUF
- Scored two goals on Oct. 17 vs. NYI; his two goals in eight seconds set a new Oilers record for the fastest two goals by an Oiler, breaking Wayne Gretzky's previous record of nine seconds (Feb. 18/81 vs. STL)
- Played in his 200th career NHL game on Dec. 17 at LA
- Posted his 100th career NHL assist on Dec. 28 vs. PHI
- Registered his 200th career NHL point on Feb. 6 at NYR

CAREER HIGHLIGHTS

- Led the Oilers in scoring (50), assists (43), 2nd in goals (16) and 3rd in power play goals in 45 games (2012-13)
- Recorded a career high five-point game (1G, 4A) Apr. 3 @ CGY (2012-13)
- Led the Oilers in game winning goals (4) and shots (154) (2012-13)
- Set Oilers record for fastest three goals to start a game (7:53), breaking Wayne Gretzky's previous record of 12:38 (2012-13)
- Recorded a career-high 53 points (27G, 26A), and 36 penalty minutes (2011-12)
- Finished 2nd in team scoring (53) and 2nd in team goals (27) (2011-12)
- 1st on team in power play goals (13) and 1st on team in game winning goals (7) (2011-12)
- Registered his 2nd career hat trick on Nov. 19 vs. CHI (2011-12)
- Recorded his 50th point on Mar. 8 vs. MTL (2011-12)
- Scored his 25th goal on Mar. 8 @ COL (2011-12)
- Recorded his 1st career hat trick (natural hat trick) on Feb. 19 vs. ATL (2010-11)
- Posted his 1st two-goal game and was +3 on Dec. 2 @ TOR (2010-11)
- Scored his 1st NHL goal (and added an assist) on Oct. 28 @ CBJ (2010-11)
- Collected his 1st NHL point (assist on Shawn Horcoff GWG) on Oct. 10 vs. FLA (2010-11)
- Played in his 1st NHL game on Oct. 7 vs. CGY (2010-11)
- Ranked 4th in rookie goals and 1st amongst rookie forwards for time on ice (18:12) (2010-11)
- Finished the season 8th in rookie scoring (2010-11)
- Ranked 2nd in team scoring (42), 1st in goals (22), 1st in power play goals (8), 2nd in game winning goals (4) (2010-11)
- Selected by the Oilers with Edmonton's first-ever number one overall draft pick (2009-10)

JUNIOR HIGHLIGHTS

- Won Ed Chynoweth award as leading scorer in Memorial Cup with nine points (5G,4A) (2009-10)
- Appeared in 57 games with the Windsor Spitfires helping them capture their second consecutive Memorial Cup (2009-10)
- Tallied 106 points (40G, 66A) which was tied for 1st in OHL scoring and was tied for 2nd in the CHL in points (2009-10)
- Awarded the Stafford Smythe Memorial Trophy as Memorial Cup's most valuable player for the second year in a row after winning it in 2008-09; he was the first player in history to win the award twice in a row (2008-10)
- Awarded the Wayne Gretzky 99 Award as Playoff MVP (2008-09)
- Awarded Stafford Smythe Memorial Trophy as Memorial Cup's most valuable player (2008-09)
- Made his OHL debut in 2007-08, scoring a team-high 45 goals and adding 39 assists for 84 points (2007-08)
- Named OHL and CHL Rookie of the Year (2007-08)

INTERNATIONAL HIGHLIGHTS

- Played in the 2010 World Junior Hockey Championship in Saskatchewan and finished 3rd in overall scoring with 12 points (6G,6A) in 12 games, as he helped Canada to a silver medal
- Won Gold with Canada at the 2008 Ivan Hlinka Memorial Tournament in Slovakia
- Represented Canada at the 2008 IIHF U18 World Hockey Championship in Kazan, Russia. Finished 5th in tournament scoring with nine points in seven games helping Canada to Gold



HALL CAREER STATISTICS

SEASON	TEAM	LEAGUE	REGULAR SEASON					PLAYOFFS				
			GP	G	A	PTS	PIM	GP	G	A	PTS	PIM
2007-08	Windsor	OHL	63	45	39	84	22	5	2	3	5	2
2008-09	Windsor	OHL	63	38	52	90	60	20	16	20	36	12
2009-10	Windsor	OHL	57	40	66	106	56	19	17	18	35	32
2010-11	EDMONTON	NHL	65	22	20	42	27	-	-	-	-	-
2011-12	EDMONTON	NHL	61	27	26	53	36	-	-	-	-	-
2012-13	EDMONTON	NHL	45	16	34	50	33	-	-	-	-	-
	Canada	WHC	8	2	1	3	0	-	-	-	-	-
2013-14	EDMONTON	NHL	75	27	53	80	44	-	-	-	-	-
	NHL TOTALS		246	92	143	225	140	-	-	-	-	-

HALL VS NHL

OPPONENT	GP	G	A	PTS	PIM
Anaheim	14	3	6	9	8
Arizona	12	3	10	13	2
Boston	4	0	1	1	2
Buffalo	4	2	0	2	4
Calgary	16	4	9	1	38
Carolina	3	1	2	3	0
Chicago	13	8	11	19	4
Colorado	16	10	11	21	6
Columbus	10	4	8	12	15
Dallas	13	2	5	7	4
Detroit	11	2	2	4	6
Edmonton	0	0	0	0	0
Florida	2	0	3	3	0
Los Angeles	1	13	4	7	4
Minnesota	15	3	6	9	21
Montréal	5	1	2	3	2
Nashville	11	5	7	12	2
New Jersey	4	2	2	4	0
NY Islanders	4	3	0	3	2
NY Rangers	4	0	2	2	2
Ottawa	6	2	2	4	8
Philadelphia	3	3	1	4	2
Pittsburgh	3	1	2	3	0
San Jose	16	8	9	17	12
St. Louis	12	5	5	10	8
Tampa Bay	3	3	1	4	0
Toronto	5	3	4	7	0
Vancouver	19	5	13	18	12
Washington	2	1	0	1	0
Winnipeg	5	5	5	10	6
246	92	133	225	140	

HALL NHL HIGHLIGHTS

FIRSTS

First GP	10/07/2010	EDM 4 vs. CGY 0
First Asst	10/10/2010	EDM 3 vs. FLA 2
First Goal	10/28/2010	EDM 2 @ CBJ 3
First Goal versus		Mason, Steve @ 9:57 of period 3

MOSTS

Goals	3 (3X)	MOST RECENTLY 12/05/2013 EDM 8 vs. COL 2
Assists	4 (1X)	04/03/13 EDM 8 @ CGY 2
Points	5 (1X)	04/03/13 EDM 8 @ CGY 2
SOG	10 (1X)	04/01/2014 EDM 4 @ SJ 5
PIM	9 (1X)	03/03/2011 EDM 4 vs. CBJ 2
Hat Tricks	4	12/05/13 EDM 8 vs. COL 2 (3G)
Multi-Pt Games	57	04/12/14 EDM 5 vs. VAN 2 (3A)

LONGEST PERSONAL STREAKS

Goals	4 (2X)	03/08/2012- 03/14/2012 (4G)
Assists	6 (1X)	01/18/2014- 01/29/2014 (8A)
Pts	6 (1X)	01/18/2014- 01/29/2014 (8A)



23 | MATT HENDRICKS

 @MattHendy26

POSITION: LEFT WING | **SHOOTS:** LEFT

HEIGHT: 6-0 | **WEIGHT:** 211 | **DOB:** JUNE 17, 1981

BIRTHPLACE: BLAINE, MINNESOTA

ACQUIRED: From the Nashville Predators on January 15th, 2014 in exchange for goaltender Devan Dubnyk.

CONTRACT STATUS: Signed through 2016-17 season.

2013-14 HIGHLIGHTS

- Acquired from Nashville in exchange for Devan Dubnyk on Jan. 15
- Scored game winning goal on Feb. 3 @ BUF
- Recorded 1st goal as an Oiler on Jan. 24 @ PHX
- Played first game as an Oiler on Jan. 16 @ MIN
- Named Oilers Unsung Hero

CAREER HIGHLIGHTS

- Led the Washington Capitals - and ranked 25th in the NHL in penalty minutes (73) **(2012-13)**
- Won a career-high 56.8 percent of the face-offs he took (147 of 259) **(2012-13)**
- Tied for the NHL lead in shootout percentage among skaters taking at least three attempts (83.3) **(2011-12)**
- Set a career high in average ice time (12:07) **(2011-12)**
- Played his 200th career NHL contest on March 8 vs. Tampa Bay **(2011-12)**
- Scored his first career playoff goal in a game seven victory of the Eastern Conference Quarterfinals on April 25th vs. BOS **(2011-12)**
- Set career highs in points (25), assists (16) and penalty minutes (110), while tying a personal best in goals (9) **(2010-11)**
- Led the Capitals in penalty minutes (110), ranked second in hits (169) and tied for third on the club in game-winning goals (3) **(2010-11)**
- His first career shorthanded goal was also his first game-winning marker on Dec. 21 at MIN **(2009-10)**
- Made his NHL debut on March 10 vs. ATL, and picked up 11 penalty minutes **(2008-09)**
- Named an American Conference starter for the 2005 ECHL All-Star Game **(2004-05)**
- Nashville's 5th round selection, 131st overall in the 2000 NHL Draft

COLLEGE HIGHLIGHTS

- Amassed 112 points (54G, 58A) in 153 games at St. Cloud State (WCHA) (200-04)
- Finished his career 14th on the school's all-time Division I scoring list.
- Served as team captain and was recipient of the Frank Brimsek Award as SCSU MVP during his senior season **(2003-04)**
- Led St. Cloud in goals (18) during his junior season **(2002-03)**
- Won the 2001 WCHA playoff title as a freshman



HENDRICKS CAREER STATISTICS

SEASON	TEAM	LEAGUE	REGULAR SEASON					PLAYOFFS				
			GP	G	A	PTS	PIM	GP	G	A	PTS	PIM
2000-01	St. Cloud	NCAA	37	3	9	12	23	-	-	-	-	-
2001-02	St. Cloud	NCAA	42	19	20	39	74	-	-	-	-	-
2002-03	St. Cloud	NCAA	37	18	18	36	64	-	-	-	-	-
2003-04	St. Cloud	NCAA	36	13	11	24	32	-	-	-	-	-
	Milwaukee	AHL	1	0	0	0	2	-	-	-	-	-
2004-05	Lowell	AHL	15	1	2	3	10	-	-	-	-	-
	Florida	ECHL	54	24	26	50	94	4	0	0	0	4
2005-06	Rochester	AHL	56	13	14	27	84	-	-	-	-	-
2006-07	Hershey	AHL	65	18	26	44	105	19	8	4	12	18
2007-08	Providence	AHL	67	22	30	52	121	10	0	3	3	6
2008-09	COLORADO	NHL	4	0	0	0	13	-	-	-	-	-
	Lake Erie	AHL	43	14	15	29	71	-	-	-	-	-
2009-10	COLORADO	NHL	56	9	7	16	74	6	0	0	0	0
2010-11	WASHINGTON	NHL	77	9	16	25	110	7	0	0	0	4
2011-12	WASHINGTON	NHL	78	4	5	9	95	14	1	1	2	6
2012-13	WASHINGTON	NHL	48	5	3	8	73	7	0	0	0	0
2013-14	NASHVILLE	NHL	44	2	2	4	54	-	-	-	-	-
	EDMONTON	NHL	33	3	0	3	58	-	-	-	-	-
	NHL TOTALS		340	32	33	65	477	34	1	1	2	10

HENDRICKS VS NHL

OPPONENT	GP	G	A	PTS	PIM
Anaheim	11	0	4	4	51
Arizona	8	2	1	3	16
Boston	15	1	2	3	31
Buffalo	13	2	2	4	9
Calgary	8	0	1	1	13
Carolina	22	3	0	3	29
Chicago	8	1	1	2	14
Colorado	4	1	0	1	5
Columbus	6	0	0	0	2
Dallas	6	0	2	2	20
Detroit	10	0	3	3	8
Edmonton	6	1	0	1	4
Florida	20	3	4	7	24
Los Angeles	9	1	0	1	10
Minnesota	13	2	0	2	10
Montréal	14	1	2	3	25
Nashville	6	0	0	0	2
New Jersey	13	0	1	1	23
NY Islanders	15	1	0	1	17
NY Rangers	15	3	2	5	20
Ottawa	12	1	1	2	4
Philadelphia	11	0	2	2	17
Pittsburgh	10	0	1	1	14
San Jose	12	0	0	0	9
St. Louis	9	1	1	2	19
Tampa Bay	19	1	1	2	31
Toronto	12	1	1	2	23
Vancouver	11	2	0	2	2
Washington	2	0	0	0	0
Winnipeg	20	4	1	5	25
340	32	33	65	477	

HENDRICKS NHL HIGHLIGHTS

FIRSTS

First GP	03/10/2009	COL vs. ATL
First Asst	12/22/2009	COL vs. ANA
First Goal	10/10/2009	COL @ CHI
First Goal versus		(Cristobal Huet)

MOSTS

Goals	1 (32X)	MOST RECENTLY 03/16/2014 EDM @ CAR
Assists	2 (3X)	10/22/2011 WSH vs. DET
Points	2 (3X)	10/22/2011 WSH vs. DET (2G-1A)
SOG	5 (3X)	03/15/2011 WSH @ MTL
PIM	15 (1X)	02/01/2013 WSH vs. PHI
Hat Tricks	0	
Multi-Pt Games	4	12/10/2013 NSH @ NYR (1G-1A)

LONGEST PERSONAL STREAKS

Goals	2 (2X)	01/22/2011 01/26/2011 (2G)
Assists	2 (2X)	03/03/2011 03/07/2011 (2A)
Pts	3 (1X)	12/21/2009 12/26/2009 (1G-2A)



6

JESSE
JOENSUU

@jouneri6

POSITION: LEFT WING | **SHOOTS:** LEFT
HEIGHT: 6-4 | **WEIGHT:** 213 | **DOB:** OCTOBER 5, 1987
BIRTHPLACE: PORI, FINLAND

ACQUIRED: Signed as a free agent on July 5, 2013.

CONTRACT STATUS: Signed through 2014-15 season.

2013-14 HIGHLIGHTS

- Scored his 1st goal as an Oiler on Oct. 1 vs. WPG
- Recorded a two game point streak (1G, 1A) Jan 26-27

CAREER HIGHLIGHTS

- Was held to just seven games with the Islanders in 2012-13, due to injury (*2012-13*)
- Split time between Bridgeport in the AHL and the New York Islanders over three seasons (*2008-11*)
- Ranked 2nd in Bridgeport scoring with 48 points (14G, 34A) in 70 games (*2009-10*)
- Led Pori in scoring in with 35 points (17G, 18A) in 56 games (*2007-08*)
- Played five seasons with Assat Pori (2004-08), posting 100 points (42G, 58A). (*2004-08/2012-13*)



JOENSUU CAREER STATISTICS

SEASON	TEAM	LEAGUE	REGULAR SEASON					PLAYOFFS				
			GP	G	A	PTS	PIM	GP	G	A	PTS	PIM
2004-05	Pori	SM-liiga	39	1	1	2	4	—	—	—	—	—
2005-06	Pori	SM-liiga	51	4	8	12	57	14	0	2	2	12
2006-07	Pori	SM-liiga	52	9	17	26	74	—	—	—	—	—
2007-08	Pori	SM-liiga	56	17	18	35	89	—	—	—	—	—
2008-09	Bridgeport	AHL	1	0	0	0	0	—	—	—	—	—
	Bridgeport	AHL	71	20	19	39	58	5	2	1	3	4
2009-10	NY ISLANDERS	NHL	7	1	2	3	4	—	—	—	—	—
	Bridgeport	AHL	70	14	34	48	66	5	0	2	2	6
2010-11	NY ISLANDERS	NHL	11	1	0	1	4	—	—	—	—	—
	Bridgeport	AHL	35	8	16	24	31	—	—	—	—	—
2011-12	NY ISLANDERS	NHL	42	6	3	9	33	—	—	—	—	—
	Jonkoping	SEL	50	13	16	29	58	—	—	—	—	—
2012-13	Pori	SM-liiga	24	11	14	25	83	—	—	—	—	—
2013-14	NY ISLANDERS	NHL	7	0	2	2	6	1	0	0	0	0
	EDMONTON	NHL	42	3	2	5	16	—	—	—	—	—
NHL TOTALS			109	11	9	20	63	1	0	0	0	0

JOENSUU VS NHL

OPPONENT	GP	G	A	PTS	PIM
Anaheim	3	0	0	0	4
Arizona	5	1	1	2	4
Boston	6	0	0	0	0
Buffalo	3	0	0	0	0
Calgary	4	0	0	0	0
Carolina	5	2	0	2	2
Chicago	3	0	0	0	2
Colorado	2	1	0	1	0
Columbus	3	0	0	0	0
Dallas	2	0	0	0	0
Detroit	2	1	0	1	0
Edmonton	1	0	0	0	0
Florida	6	1	1	2	8
Los Angeles	2	0	0	0	2
Minnesota	1	0	0	0	0
Montréal	2	0	0	0	2
Nashville	4	0	1	1	0
New Jersey	6	1	0	1	2
NY Islanders	1	0	0	0	0
NY Rangers	7	1	0	1	21
Ottawa	4	0	1	1	0
Philadelphia	6	0	0	0	2
Pittsburgh	4	1	1	2	0
San Jose	3	0	0	0	0
St. Louis	2	0	1	1	0
Tampa Bay	6	0	2	2	4
Toronto	3	0	0	0	2
Vancouver	5	1	0	1	2
Washington	1	0	0	0	0
Winnipeg	7	1	1	2	6
109	11	9	20	63	

JOENSUU NHL HIGHLIGHTS

FIRSTS

First GP	03/02/2009	NYI 4 vs. COL 2
First Goal	03/02/2009	NYI 4 vs. COL 2
First Asst	04/04/2009	NYI 3 vs. TB 1
First Goal versus		Andrew Raycroft @ 2:31 of period 2

MOSTS

Goals	1 (11X)	MOST RECENTLY 01/27/2014 EDM 4 @ VAN 2
Assists	2 (1X)	04/04/2009 NYI 3 vs. TB 1
Points	2 (2X)	12/18/2010 NYI 3 vs. PHO 4 (1G-1A)
SOG	8 (1X)	04/06/2013 NYI 4 vs. TB 2
PIM	19 (1X)	12/03/2010 NYI 0 @ NYR 2
Hat Tricks	0	
Multi-Pt Games	2	12/18/2010 NYI 3 vs. PHO 4 (1G-1A)

LONGEST PERSONAL STREAKS

Goals	2 (1X)	03/31/2011 04/02/2011 (2G)
Assists	2 (1X)	04/16/2013 04/20/2013 (2A)
Pts	2 (2X)	04/16/2013 04/20/2013 (0G-2A)



84 | OSCAR KLEFBOM

 @Klefbom93

POSITION: DEFENCE | **SHOOTS:** LEFT
HEIGHT: 6-3 | **WEIGHT:** 210 | **DOB:** JULY 20, 1993
BIRTHPLACE: KARLSTAD, SWEDEN

ACQUIRED: Edmonton's 2nd selection, 1st round, 19th overall in the 2011 NHL Draft.

CONTRACT STATUS: Signed through 2015-16 season.

2013-14 HIGHLIGHTS

- Recorded his first NHL goal on Mar. 28 vs. ANA
- Played his first NHL game and posted his 1st NHL point (assist) on Mar. 11 @ MIN

INTERNATIONAL HIGHLIGHTS

- Represented Sweden at the 2011 Under-18 World Junior Hockey Championship
- Was a member of Team Sweden at the 2012 World Hockey Championship

JUNIOR HIGHLIGHTS

- Registered 42 points (16G, 26A) and 43 penalty minutes in 69 career games with Farjestads Jr.



KLEFBOM CAREER STATISTICS

SEASON	TEAM	LEAGUE	REGULAR SEASON					PLAYOFFS				
			GP	G	A	PTS	PIM	GP	G	A	PTS	PIM
2009-10	Munkfors	SWE-3	3	0	1	1	0	--	--	--	--	--
	Skare	SWE-3	2	0	0	0	2	--	--	--	--	--
2010-11	Skare	SEL	12	0	1	1	0	--	--	--	--	--
	Farjestads	SEL	23	1	1	2	2	--	--	--	--	--
2011-12	Farjestads	SEL	33	2	0	2	4	11	0	1	1	2
	Sweden	WJHC	6	1	1	2	8	--	--	--	--	--
2012-13	Farjestads	SEL	11	0	3	3	2	--	--	--	--	--
2013-14	EDMONTON	NHL	17	1	2	3	0	--	--	--	--	--
	Oklahoma City	AHL	48	1	9	10	10	--	--	--	--	--
NHL TOTALS			17	1	2	3	0	--	--	--	--	--

KLEFBOM VS NHL

OPPONENT	GP	G	A	PTS	PIM
Anaheim	3	1	0	1	0
Arizona	1	0	0	0	0
Boston	0	0	0	0	0
Buffalo	1	0	0	0	0
Calgary	1	0	0	0	0
Carolina	1	0	0	0	0
Chicago	0	0	0	0	0
Colorado	1	0	0	0	0
Columbus	0	0	0	0	0
Dallas	0	0	0	0	0
Detroit	1	0	0	0	0
Edmonton	0	0	0	0	0
Florida	0	0	0	0	0
Los Angeles	1	0	0	0	0
Minnesota	1	0	1	1	0
Montréal	0	0	0	0	0
Nashville	1	0	0	0	0
New Jersey	0	0	0	0	0
NY Islanders	0	0	0	0	0
NY Rangers	1	0	0	0	0
Ottawa	0	0	0	0	0
Philadelphia	0	0	0	0	0
Pittsburgh	0	0	0	0	0
San Jose	2	0	1	1	0
St. Louis	1	0	0	0	0
Tampa Bay	0	0	0	0	0
Toronto	0	0	0	0	0
Vancouver	1	0	0	0	0
Washington	0	0	0	0	0
Winnipeg	0	0	0	0	0
TOTALS	17	1	2	3	0

KLEFBOM NHL HIGHLIGHTS

FIRSTS

First GP	03/11/2014	EDM 4 @ MIN 3
First Asst	04/01/2014	EDM 4 @ SJ 5
First Goal	03/28/2014	EDM 4 vs. ANA 3
First Goal versus		(Jonas Hiller @ 08:26 of Period 3)

MOSTS

Goals	1 (1X)	MOST RECENTLY 03/28/2014 EDM 4 vs. ANA 3
Assists	1 (2X)	04/01/2014 EDM 4 @ SJ 5
Points	1 (3X)	04/01/2014 EDM 4 @ SJ 5
SOG	3 (1X)	03/13/2014 EDM 2 @ STL 6
PIM	--	--
Hat Tricks	--	--
Multi-Pt Games	--	--

LONGEST PERSONAL STREAKS

Goals	1 (1X)	03/28/2014 EDM 4 vs. ANA 3
Assists	1 (2X)	04/01/2014 EDM 4 @ SJ 5
Pts	1 (3X)	04/01/2014 EDM 4 @ SJ 5



51 | ANTON LANDER



@Landie51

POSITION: CENTRE | **SHOOTS:** LEFT
HEIGHT: 6-0 | **WEIGHT:** 186 | **DOB:** APRIL 24, 1991
BIRTHPLACE: SUNDSVALL, SWEDEN

ACQUIRED: Edmonton's 2nd round selection, 40th overall in the 2009 NHL Entry Draft.

CONTRACT STATUS: Signed through 2014-15 season.

2013-14 HIGHLIGHTS

- Captained the Oilers American Hockey League affiliate Oklahoma City Barons
- Posted 52 points (34G, 52A) and 30 penalty minutes in 46 games with Oklahoma City
- Ranked 2nd on the Barons in points and assists and 3rd on the team in goals
- Registered 13 multi-point games, including seven three-point games with the Barons

CAREER HIGHLIGHTS

- Posted first career NHL goal on Nov. 17/11 vs. OTT
- Recorded 1st NHL point (assist) on Nov. 3/11 @ LA
- Played 1st NHL game on Oct. 9/11 vs. PIT



LANDER CAREER STATISTICS

SEASON	TEAM	LEAGUE	REGULAR SEASON					PLAYOFFS				
			GP	G	A	PTS	PIM	GP	G	A	PTS	PIM
2007-08	Timra	SEL	32	1	2	3	4	10	0	0	0	0
2008-09	Timra	SEL	47	4	6	10	12	7	0	0	0	4
2009-10	Timra	SEL	49	7	9	16	14	5	0	2	2	2
	Sweden	WJHC	6	5	3	8	4	-	-	-	-	-
2010-11	Timra	SEL	49	11	15	26	38	-	-	-	-	-
2011-12	EDMONTON	NHL	56	2	4	6	12	-	-	-	-	-
	Oklahoma City	AHL	14	1	4	5	10	14	2	2	4	4
2012-13	EDMONTON	NHL	11	0	1	1	2	-	-	-	-	-
	Oklahoma City	AHL	47	9	11	20	22	8	5	3	8	4
2013-14	EDMONTON	NHL	27	0	1	1	4	-	-	-	-	-
	Oklahoma City	AHL	46	18	34	52	30	-	-	-	-	-
NHL TOTALS			94	2	6	8	18	-	-	-	-	-

LANDER VS NHL

OPPONENT	GP	G	A	PTS	PIM
Anaheim	6	0	0	0	0
Arizona	4	0	0	0	2
Boston	2	0	0	0	0
Buffalo	2	0	1	1	0
Calgary	7	0	0	0	2
Carolina	3	0	1	1	0
Chicago	4	0	0	0	0
Colorado	10	0	0	0	4
Columbus	1	1	0	1	0
Dallas	3	0	0	0	0
Detroit	5	0	0	0	0
Edmonton	0	0	0	0	0
Florida	0	0	0	0	0
Los Angeles	4	0	1	1	0
Minnesota	7	0	0	0	0
Montréal	1	0	0	0	0
Nashville	4	0	1	1	0
New Jersey	1	0	0	0	0
NY Islanders	1	0	0	0	0
NY Rangers	2	0	0	0	0
Ottawa	2	1	1	2	0
Philadelphia	2	0	0	0	0
Pittsburgh	1	0	0	0	0
San Jose	6	0	0	0	2
St. Louis	4	0	0	0	2
Tampa Bay	0	0	0	0	0
Toronto	2	0	0	0	0
Vancouver	8	0	1	1	2
Washington	1	0	0	0	4
Winnipeg	1	0	0	0	0
94	2	6	8	18	

LANDER NHL HIGHLIGHTS

FIRSTS

First GP	10/09/2011	EDM 2 vs PIT 1
First Asst	11/03/2011	EDM 3 @ LA 0
First Goal	11/17/2011	EDM 2 vs OTT 5
First Goal versus		(Craig Anderson at 02:14 of period 2)

MOSTS

Goals	1 (2X)	MOST RECENTLY 01/17/2012 EDM 2 @ CBJ 4
Assists	1 (6X)	03/18/2014 EDM 5 vs NSH 1
Points	1 (8X)	03/18/2014 EDM 5 vs NSH 1 (1A)
SOG	3(5X)	04/21/2013 EDM 1 vs. ANA 3
PIM	4(1X)	10/27/2011 EDM 2 vs. WSH 1
Hat Tricks	-	-
Multi-Pt Games	-	-

LONGEST PERSONAL STREAKS

Goals	1 (2X)	01/17/2012- 01/17/2012 (1G)
Assists	1 (6X)	03/18/2014- 03/18/2014 (1A)
Pts	1(8X)	03/18/2014- 03/18/2014 (1A)



85 | MARTIN MARINCIN

 @MartinMarincin

POSITION: DEFENCE | **SHOOTS:** LEFT

HEIGHT: 6-4 | **WEIGHT:** 203 | **DOB:** FEBRUARY 18, 1992

BIRTHPLACE: KOSICE, SLOVAKIA

ACQUIRED: Edmonton's 2nd round selection, 46th overall, in the 2010 NHL Draft.

CONTRACT STATUS: Signed through 2014-15 season.

2013-14 HIGHLIGHTS

- Played in his 1st NHL game on Dec. 5 vs. COL
- Recorded his 1st NHL point on Jan. 24 vs. PHX
- Played a season high in ice time (24:30) on Apr. 8 vs. COL
- Represented Slovakia at the 2014 Winter Olympics in Sochi, Russia

JUNIOR HIGHLIGHTS

- In 125 WHL games he posted 96 points (25G, 71A) and 100 penalty minutes (2010-12)

INTERNATIONAL HIGHLIGHTS

- Represented Slovakia at the 2014 Winter Olympics in Sochi, Russia (2013-14)
- Represented Slovakia twice at the World Junior Hockey Championship (2011, 2012)



MARINCIN CAREER STATISTICS

SEASON	TEAM	LEAGUE	REGULAR SEASON					PLAYOFFS				
			GP	G	A	PTS	PIM	GP	G	A	PTS	PIM
2008-09	Kosice	SVK-Jr.	46	11	15	26	50	3	0	0	0	0
2009-10	Puchov	SVK	35	2	4	6	71	2	0	0	0	0
2010-11	Prince George	WHL	67	14	42	56	65	4	1	4	5	6
	Oklahoma City	AHL	1	0	0	0	2	0	0	0	0	0
2011-12	Prince George	WHL	30	4	13	17	25	-	-	-	-	-
	Regina	WHL	28	7	16	23	10	5	2	0	2	6
2012-13	Oklahoma City	AHL	69	7	23	30	40	17	1	6	7	2
2013-14	EDMONTON	NHL	44	0	6	6	16	-	-	-	-	-
	Oklahoma City	AHL	24	3	4	7	4	-	-	-	-	-
NHL TOTALS			44	0	6	6	16	-	-	-	-	-

MARINCIN VS NHL

OPPONENT	GP	G	A	PTS	PIM
Anaheim	4	0	2	2	2
Arizona	3	0	1	1	0
Boston	1	0	0	0	0
Buffalo	2	0	1	1	0
Calgary	3	0	0	0	0
Carolina	1	0	0	0	0
Chicago	1	0	0	0	0
Colorado	2	0	0	0	2
Columbus	0	0	0	0	0
Dallas	1	0	0	0	0
Detroit	1	0	0	0	2
Edmonton	0	0	0	0	0
Florida	0	0	0	0	0
Los Angeles	2	0	0	0	0
Minnesota	3	0	0	0	2
Montréal	0	0	0	0	0
Nashville	2	0	1	1	2
New Jersey	1	0	0	0	0
NY Islanders	1	0	0	0	0
NY Rangers	2	0	0	0	0
Ottawa	1	0	0	0	0
Philadelphia	1	0	0	0	0
Pittsburgh	1	0	0	0	4
San Jose	4	0	0	0	2
St. Louis	2	0	0	0	0
Tampa Bay	1	0	0	0	0
Toronto	0	0	0	0	0
Vancouver	3	0	1	1	0
Washington	0	0	0	0	0
Winnipeg	1	0	0	0	0
44	0	6	6	16	

MARINCIN NHL HIGHLIGHTS

FIRSTS

First GP	12/05/2013	EDM 8 vs COL 2
First Asst	01/24/2014	EDM 3 vs PHX 4
First Goal	-	-
First Goal versus	-	-

MOSTS

		MOST RECENTLY
Goals	-	-
Assists	1 (6X)	04/12/2014 EDM 5 vs VAN 2
Points	1 (6X)	04/12/2014 EDM 5 vs VAN 2 (1A)
SOG	2 (5X)	03/28/2014 EDM 4 vs ANA 3
PIM	4(1X)	01/10/2013 EDM 5 vs. PIT 3
Hat Tricks	-	-
Multi-Pt Games	-	-

LONGEST PERSONAL STREAKS

Goals	-	-
Assists	1 (6X)	04/12/2014- 04/12/2014 (1A)
Pts	1(3X)	04/12/2014- 04/12/2014 (1A)



86 | NIKITA NIKITIN

POSITION: DEFENCE | **SHOOTS:** LEFT
HEIGHT: 6-4 | **WEIGHT:** 217 | **DOB:** JUNE 16, 1986
BIRTHPLACE: OMSK, RUSSIA

ACQUIRED: Signed as a free agent on June 25th, 2014.

CONTRACT STATUS: Signed through 2015-16 season.

2013-14 HIGHLIGHTS

- Posted career high in games played (66)
- Appeared in five games in the Stanley Cup Playoffs
- Played his 200th career NHL game on Mar. 18 vs. CAR
- Recorded third multi-point game (1G, 1A) of the season on Dec. 29 vs. PIT
- Registered second multi-point game (2A) of the season on Dec. 21 vs. PHI
- Posted his 1st multi-point game of the season (1G, 1A) and scored game winning goal on Nov. 20 @ CGY

CAREER HIGHLIGHTS

- Tied career high with three-game point streak (3A) from Mar. 28-31 **(2012-13)**
- Matched career-high with +3 rating on Feb. 11 vs. SJ **(2012-13)**
- Set career highs in goals (7), assists (25), points (32), power play goals (3), game-winning goals (3), time on ice (23:34) **(2011-12)**
- Played the 100th game of his NHL career Apr. 3 @ PHX **(2011-12)**
- Registered the first multi-goal game of his NHL career (including the game-winning goal) and added an assist to match a single game career high in points (2-1-3) Mar. 30 vs. FLA **(2011-12)**
- Scored the game-winning goal in back-to-back games Mar. 1-3 for the first time in his NHL career **(2010-11)**
- Recorded the first multi-point game of his NHL career with (2A) and was +3 Mar. 30 @ DET **(2010-11)**
- Ranked second among Avangard Omsk (KHL) defencemen in points (16) and led the team in penalty minutes (101) **(2006-07)**

INTERNATIONAL HIGHLIGHTS

- Represented Russia at the 2012 World Hockey Championship winning gold.
- Was a member of Team Russia at the 2006 World Junior Hockey Championship winning silver.



NIKITIN CAREER STATISTICS

SEASON	TEAM	LEAGUE	REGULAR SEASON					PLAYOFFS				
			GP	G	A	PTS	PIM	GP	G	A	PTS	PIM
2004-05	Omsk	RUS	16	0	0	0	4	6	0	0	0	0
2005-06	Omsk	RUS	41	1	2	3	24	13	1	2	3	6
2006-07	Omsk	RUS	54	1	15	16	101	11	0	5	5	39
2007-08	Omsk	KHL	57	3	10	13	48	4	0	1	1	2
2008-09	Omsk	KHL	53	4	12	16	28	9	1	2	3	8
2009-10	Omsk	KHL	43	4	9	13	14	3	0	0	0	0
2010-11	ST. LOUIS	NHL	41	1	8	9	10	-	-	-	-	-
	Peoria	AHL	22	3	11	14	12	-	-	-	-	-
2011-12	ST. LOUIS	NHL	7	0	0	0	4	-	-	-	-	-
	COLUMBUS	NHL	54	7	25	32	14	-	-	-	-	-
2012-13	Omsk	KHL	33	2	12	14	8	-	-	-	-	-
	COLUMBUS	NHL	38	3	6	9	17	-	-	-	-	-
2013-14	COLUMBUS	NHL	66	2	13	15	20	5	0	0	0	0
	NHL TOTALS		206	13	52	65	65	5	0	0	0	0

NIKITIN VS NHL

OPPONENT	GP	G	A	PTS	PIM
Anaheim	7	0	1	1	2
Arizona	10	1	1	2	2
Boston	5	0	2	2	0
Buffalo	5	0	2	2	0
Calgary	12	3	6	9	4
Carolina	6	0	2	2	2
Chicago	10	0	0	0	9
Colorado	12	1	2	3	4
Columbus	4	0	1	1	2
Dallas	6	1	1	2	8
Detroit	13	1	6	7	0
Edmonton	11	0	3	3	4
Florida	5	2	2	4	0
Los Angeles	8	0	1	1	4
Minnesota	8	0	2	2	0
Montréal	5	0	2	2	0
Nashville	12	1	3	4	2
New Jersey	5	0	0	0	4
NY Islanders	5	0	2	2	4
NY Rangers	5	0	0	0	0
Ottawa	4	0	0	0	2
Philadelphia	3	0	3	3	2
Pittsburgh	4	1	2	3	0
San Jose	9	1	2	3	0
St. Louis	10	0	1	1	6
Tampa Bay	4	1	0	1	0
Toronto	2	0	1	1	2
Vancouver	9	0	2	2	2
Washington	4	0	1	1	0
Winnipeg	3	0	1	1	0
206	13	52	65	65	

NIKITIN NHL HIGHLIGHTS

FIRSTS

First GP	11/06/2010	STL @ BOS
First Asst	02/04/2011	STL vs. EDM
First Goal	02/06/2011	STL @ TB
First Goal versus		Kari Lehtonen at 18:52 of period 2

MOSTS

Goals	2 (1X)	MOST RECENTLY 03/30/2012 CBJ vs. FLA
Assists	2 (4X)	03/28/2012 CBJ vs. DET
Points	3 (1X)	03/30/2012 CBJ vs. FLA (2G-1A)
SOG	7(1X)	02/07/2013 CBJ vs. CGY
PIM	7(1X)	03/01/2013 CBJ @ CHI
Hat Tricks	-	-
Multi-Pt Games	7	12/29/2013

LONGEST PERSONAL STREAKS

Goals	2 (1X)	03/01/2012- 03/03/2012 (2G)
Assists	3 (4X)	03/28/2013- 03/31/2013 (3A)
Pts	3(4X)	03/28/2013- 03/31/2013 (3A)



93 | RYAN NUGENT-HOPKINS



@RNH_93

POSITION: CENTRE | **SHOOTS:** LEFT

HEIGHT: 6-0 | **WEIGHT:** 190 | **DOB:** APRIL 12, 1993

BIRTHPLACE: BURNABY, BRITISH COLUMBIA

ACQUIRED: Edmonton's 1st choice, 1st overall, in the 2011 NHL Entry Draft.

CONTRACT STATUS: Signed through 2020-21 season.

2013-14 HIGHLIGHTS

- Posted career highs in points (56), assists (37) and tied a career high in goals (19)
- Tied for the team lead in power play points (20) and game winning goals (4)
- Set career highs in power play goals (6) and shots (178)
- Recorded a career high 15 multipoint games, including five three-point games

CAREER HIGHLIGHTS

- Named a finalist for the Calder Memorial Trophy (2011-12)
- Finished the season tied for 1st in NHL rookie scoring (2011-12)
- Finished 3rd in team scoring and 2nd in team assists (2011-12)
- Posted 5 assists on Nov. 19 vs. CHI (1st rookie since John Tavares to record 5 points and 1st 18-year-old in NHL history to record 5 assists) (2011-12)
- Recorded 16 points in November and is one of only three Oilers to do so; others were Jari Kurri and Glen Anderson (2011-12)
- Registered his 1st career hat-trick on Oct. 15 vs. VAN (fastest EDM rookie to record a hat trick) (2011-12)
- Played in his 1st career NHL game and scored his 1st career NHL goal (GTG) on Oct. 9 vs. PIT (2011-12)
- Posted 11 multi-point games (2011-12)
- Posted a career high five-point game (5A) on Nov. 19 vs. CHI (2011-12)

JUNIOR HIGHLIGHTS

- Named to WHL East First All-Star Team (2010-11)
- Led Red Deer in assists and points (2010-11)
- Tied for 3rd in the WHL in points and was 1st in the league in assists (2010-11)
- Finished T-4th in WHL Rookie points (2009-10)
- Named the Rookie of the Year in the WHL (2009-10)

INTERNATIONAL HIGHLIGHTS

- Played for Team Canada at the 2013 World Junior Hockey Championship, where he served as the captain and posted 15 points (4G, 11A) in six games.
- Tallied six points (4G, 2A) in eight games with Canada at the 2012 World Hockey Championship
- Represented Team Canada at the 2010 Ivan Hlinka Memorial Tournament in which he served as an alternate captain on the team, and scored the game winning goal in the gold medal game against the United States. Nugent-Hopkins finished the tournament as Canada's leading scorer with five goals and two assists in five games.



NUGENT-HOPKINS CAREER STATISTICS

SEASON	TEAM	LEAGUE	REGULAR SEASON					PLAYOFFS				
			GP	G	A	PTS	PIM	GP	G	A	PTS	PIM
2008-09	Red Deer	WHL	5	2	4	6	0	-	-	-	-	-
2009-10	Red Deer	WHL	67	24	41	65	28	4	0	2	2	0
2010-11	Red Deer	WHL	69	31	75	106	51	9	4	7	11	6
2011-12	EDMONTON	NHL	62	18	34	52	16	-	-	-	-	-
	Canada	WHC	8	4	2	6	4	-	-	-	-	-
2012-13	EDMONTON	NHL	40	4	20	24	8	-	-	-	-	-
	Canada	WJHC	6	4	11	15	4	-	-	-	-	-
	Oklahoma City	AHL	19	8	12	20	6	-	-	-	-	-
2013-14	EDMONTON	NHL	80	19	37	56	26	-	-	-	-	-
	NHL TOTALS		182	41	91	132	50	-	-	-	-	-

NUGENT-HOPKINS VS NHL

OPPONENT	GP	G	A	PTS	PIM
Anaheim	9	1	6	7	4
Arizona	12	4	3	7	0
Boston	3	1	0	1	0
Buffalo	2	0	0	0	2
Calgary	13	4	5	9	4
Carolina	3	2	1	3	2
Chicago	8	1	9	10	0
Colorado	12	4	6	10	2
Columbus	8	1	11	12	0
Dallas	8	1	1	2	4
Detroit	8	0	1	1	0
Edmonton	0	0	0	0	0
Florida	3	0	6	6	0
Los Angeles	10	0	2	2	4
Minnesota	12	3	3	6	10
Montréal	4	0	4	4	0
Nashville	10	3	8	11	0
New Jersey	2	1	1	2	0
NY Islanders	3	0	0	0	0
NY Rangers	3	1	1	2	0
Ottawa	3	2	1	3	2
Philadelphia	2	1	0	1	0
Pittsburgh	3	3	1	4	4
San Jose	10	2	5	7	2
St. Louis	7	1	4	5	4
Tampa Bay	3	0	2	2	0
Toronto	3	1	0	1	0
Vancouver	12	4	5	9	6
Washington	3	0	1	1	0
Winnipeg	3	0	4	4	0
182	41	91	132	50	

NUGENT-HOPKINS NHL HIGHLIGHTS

FIRSTS

First GP	10/09/2011	EDM 2 vs PIT 1
First Goal	10/09/2011	EDM 2 vs PIT 1
First Goal versus		Johnson, Brent at 15:05 of period 3
First Asst	10/17/2011	EDM 3 vs NSH 1

MOSTS

Goals	3 (1X)	MOST RECENTLY 10/15/2011 EDM 3 vs VAN 4
Assists	5 (1X)	11/19/2011 EDM 9 vs CHI 2
Points	5 (1X)	11/19/2011 EDM 9 vs CHI 2 (OG-5A)
SOG	8 (1X)	04/02/2014 EDM 2 at ANA 3
PIM	4 (3X)	02/27/2014 EDM 0 vs MIN 3
Hat Tricks	1	10/15/2011 EDM 3 vs VAN 4 (3G)
Multi-Pt Games	31	04/12/2014 EDM 5 vs VAN 2 (1G-1A)

LONGEST PERSONAL STREAKS

Goals	2 (4X)	01/24/2014- 01/26/2014 (2G)
Assists	3 (4X)	11/19/2013- 11/25/2013 (6A)
Pts	6 (1X)	11/28/2011- 12/09/2011 (3G-5A)



57 | DAVID PERRON

@DP_57

POSITION: LEFT WING | **SHOOTS:** RIGHT
HEIGHT: 6-0 | **WEIGHT:** 200 | **DOB:** MAY 28, 1988
BIRTHPLACE: SHERBROOKE, QUEBEC

ACQUIRED: Acquired from St. Louis on July 10, 2013 in exchange for Magnus Paajarvi and a 2nd round selection in the 2014 NHL Draft.

CONTRACT STATUS: Signed through 2015-16 season.

2013-14 HIGHLIGHTS

- Tied for the Oilers team lead in goals (28) and posted career highs in goals and points (57)
- Led team in power play goals (8)
- Ranked 4th on the team in power play points (13) and game winning goals (2)
- Posted 11 multi-point games
- Played his 400th career NHL game on Mar. 6 vs. NYI
- Posted 2nd career hat trick on Jan. 27 @ VAN
- Recorded his 100th career NHL goal on Dec. 28 vs. PHI
- Named to Team Canada for the 2014 World Hockey Championship but did not participate due to injury
- Named Top First Year Oiler

CAREER HIGHLIGHTS

- Finished second on St. Louis in takeaways (26) **(2012-13)**
- Set a new career high with a seven-game point streak from Feb. 7 to Feb. 18 (7G, 3A) and a four-game goal streak twice, from Feb. 7 to Feb. 12 (6G) and Mar. 27 to Apr. 4 (4G) **(2011-12)**
- Recorded six multi-point games including tying a career high with three points (two goals, assist) on Feb. 11 vs. Colorado **(2011-12)**
- Registered five points (1G, 4A) in nine games including his first career playoff game-winning goal on Apr. 21 vs. SJ **(2011-12 Playoffs)**
- Recorded seven points including five goals and two assists to go along with a +7 rating in the first 10 games of the season **(2010-11)**
- Recorded back-to-back two-goal games on Oct. 18 and Oct. 22 vs. CHI **(2010-11)**
- Played in his 200th career NHL game on Feb. 4 vs. SJ, becoming the youngest player in Blues history to reach 200 games played with the team **(2009-10)**
- Recorded his 1st career hat trick and tied a single game career high in points on Nov. 10 vs. VAN **(2009-10)**
- Played in the NHL YoungStars game for the second consecutive season **(2008-09)**
- Made his postseason debut on April 15 @ VAN **(2008-09 Playoffs)**
- Recorded his 1st career NHL point (assist) on Oct. 12 vs. COL **(2007-08)**
- Scored his 1st career NHL goal on Nov. 3 vs. CHI (Nikolai Khabibulin) **(2007-08)**
- Tied for 13th among all NHL rookies with 27 points (13G, 14A) **(2007-08)**
- Ranked 1st with St. Louis in plus-minus (+16) **(2007-08)**
- Played his 1st career NHL game on Oct. 12 vs. COL **(2007-08)**

JUNIOR HIGHLIGHTS

- Led all Quebec Major Junior Hockey League (QMJHL) rookies in goal scoring (39), plus/minus (+37) and was second in points (83) **(2006-07)**
- Helped Lewiston win the QMJHL title **(2006-07)**
- Participated in the CHL Top Prospects game, registering one assist **(2006-07)**



PERRON CAREER STATISTICS

SEASON	TEAM	LEAGUE	REGULAR SEASON					PLAYOFFS				
			GP	G	A	PTS	PIM	GP	G	A	PTS	PIM
2005-06	St. Jerome	QJHL	51	24	45	69	92	-	-	-	-	-
2006-07	Lewiston	QMJHL	70	39	44	83	75	17	12	16	28	22
2007-08	ST. LOUIS	NHL	62	13	14	27	38	-	-	-	-	-
2008-09	ST. LOUIS	NHL	81	15	35	50	50	4	1	1	2	4
2009-10	ST. LOUIS	NHL	82	20	27	47	60	-	-	-	-	-
2010-11	ST. LOUIS	NHL	10	5	2	7	12	-	-	-	-	-
2011-12	ST. LOUIS	NHL	57	21	21	42	28	9	1	4	5	10
2012-13	ST. LOUIS	NHL	48	10	15	25	44	6	0	2	2	6
2013-14	EDMONTON	NHL	78	28	29	57	90	-	-	-	-	-
	NHL TOTALS		418	112	143	255	322	19	2	7	9	20

PERRON VS NHL

OPPONENT	GP	G	A	PTS	PIM
Anaheim	21	4	14	18	14
Arizona	23	9	6	15	16
Boston	7	3	2	5	2
Buffalo	5	2	5	7	0
Calgary	20	5	3	8	10
Carolina	7	2	2	4	10
Chicago	32	11	8	19	14
Colorado	20	8	9	17	10
Columbus	30	12	14	26	12
Dallas	21	7	12	19	12
Detroit	30	3	7	10	38
Edmonton	18	2	5	7	14
Florida	5	1	0	1	2
Los Angeles	18	2	8	10	12
Minnesota	18	5	5	10	8
Montréal	6	1	2	3	8
Nashville	32	5	12	17	22
New Jersey	5	2	2	4	6
NY Islanders	6	3	1	4	6
NY Rangers	6	2	1	3	4
Ottawa	6	2	1	3	4
Philadelphia	5	2	0	2	6
Pittsburgh	6	0	3	3	8
San Jose	23	5	5	10	24
St. Louis	3	1	1	2	8
Tampa Bay	5	2	0	2	2
Toronto	4	0	2	2	8
Vancouver	22	7	8	15	32
Washington	5	0	2	2	6
Winnipeg	9	4	3	7	4
418	112	143	255	322	

PERRON NHL HIGHLIGHTS

FIRSTS


First GP	10/12/2007	STL 4 vs. COL 1
First Asst	10/12/2007	STL 4 vs. COL 1
First Goal	11/03/2007	STL 2 vs. CHI 3
First Goal versus		(Nikolai Khabibulin) @ 15:44 of period 1

MOSTS

Goals	3 (2X)	MOST RECENTLY 01/27/2014 EDM 4 vs. VAN 2
Assists	3 (3X)	03/28/2014 EDM 4 vs. ANA 3
Points	4 (1X)	11/19/2013 EDM 7 vs. CBJ 0 (2G-2A)
SOG	9 (1X)	01/14/2012 STL 3 vs. MIN 2
PIM	6 (6X)	04/01/2014 EDM 4 @ SJ 5
Hat Tricks	2	01/27/2014 EDM 4 @ VAN 2 (3G)
Multi-Pt Games	50	03/28/2014 EDM 4 @ ANA 3 (3A)

LONGEST PERSONAL STREAKS

Goals	4 (2X)	03/27/2012 04/04/2012 (4G)
Assists	5 (1X)	12/08/2008 12/16/2008 (5A)
Pts	7 (1X)	02/07/2012 02/18/2012 (7G-3A)



2

JEFF
PETRY

@PetryJ

POSITION: DEFENCE | SHOOTS: RIGHT

HEIGHT: 6-3 | WEIGHT: 198 | DOB: DECEMBER 9, 1987

BIRTHPLACE: FARMINGTON HILLS, MICHIGAN

ACQUIRED: Edmonton's 2nd round selection, 45th overall, in the 2006 NHL Entry Draft.

CONTRACT STATUS: Signed through 2014-15 season.

2013-14 HIGHLIGHTS

- Set career highs in goals (7), games played (80) and penalty minutes (42)
- Led the Oilers and set career highs in hits (181) and blocked shots (132)
- Ranked 2nd on the team in average time on ice (21:35)
- Represented Team USA at the 2014 World Hockey Championship

CAREER HIGHLIGHTS

- Lead the team in ice time averaging 21:54 per game (2012-13)
- Finished 2nd on the team in hits (112) (2012-13)
- Finished 1st on the team in scoring among defencemen with 25 points (2G, 23A) (2011-12)
- Recorded three multi-point games (2011-12)
- Posted three assists (career high) and a team-high +5 on Nov. 19 vs. CHI (2011-12)
- Appeared in 35 games with the Oilers scoring his 1st NHL goal and adding four assists (2010-11)
- Appeared in 41 games for OKC collecting 24 points (7G, 17A) (2010-11)
- Played his 1st career NHL game on Dec. 28 vs BUF (2010-11)
- Made his AHL debut with Springfield on Mar. 26 @ Lowell (2009-10)

COLLEGE HIGHLIGHTS

- In 118 games with Michigan State University he had 67 points (9G, 58A) and 86 penalty minutes (2007-10)
- Led all Spartans defensemen in scoring with 29 points in 38 games (2009-10)

INTERNATIONAL HIGHLIGHTS

- Represented Team USA at the 2012, 2013 and 2014 World Hockey Championships



PETRY CAREER STATISTICS

SEASON	TEAM	LEAGUE	REGULAR SEASON					PLAYOFFS				
			GP	G	A	PTS	PIM	GP	G	A	PTS	PIM
2007-08	Michigan State	CCHA	42	3	21	24	28	-	-	-	-	-
2008-09	Michigan State	CCHA	38	2	12	14	32	-	-	-	-	-
2009-10	Michigan State	CCHA	38	4	25	29	26	-	-	-	-	-
	Springfield	AHL	8	0	3	3	2	-	-	-	-	-
2010-11	EDMONTON	NHL	35	1	4	5	10	-	-	-	-	-
	Oklahoma City	AHL	41	7	17	24	18	-	-	-	-	-
2011-12	EDMONTON	NHL	73	2	23	25	26	-	-	-	-	-
	USA	WHC	8	2	3	5	4	-	-	-	-	-
2012-13	EDMONTON	NHL	48	3	9	12	29	-	-	-	-	-
	USA	WHC	10	0	0	0	4	-	-	-	-	-
2013-14	EDMONTON	NHL	80	7	10	17	42	-	-	-	-	-
	USA	WHC	8	0	4	4	4	-	-	-	-	-
NHL TOTALS			236	13	46	59	107	-	-	-	-	-

PETRY VS NHL

OPPONENT	GP	G	A	PTS	PIM
Anaheim	13	0	3	3	8
Arizona	14	0	2	2	10
Boston	3	0	1	1	6
Buffalo	4	1	2	3	0
Calgary	16	1	4	5	8
Carolina	2	0	0	0	0
Chicago	11	1	5	6	0
Colorado	15	0	3	3	8
Columbus	10	1	2	3	7
Dallas	1	32	1	3	8
Detroit	11	0	1	1	0
Edmonton	0	0	0	0	0
Florida	3	0	0	0	2
Los Angeles	13	0	3	3	4
Minnesota	15	1	2	3	4
Montréal	4	1	0	1	0
Nashville	13	1	4	5	8
New Jersey	3	0	0	0	0
NY Islanders	4	0	0	0	2
NY Rangers	2	0	0	0	0
Ottawa	5	0	1	1	0
Philadelphia	3	0	0	0	4
Pittsburgh	4	0	1	1	4
San Jose	13	0	3	3	10
St. Louis	12	0	1	1	4
Tampa Bay	3	0	0	0	2
Toronto	4	1	1	2	0
Vancouver	17	2	4	6	2
Washington	2	0	1	1	2
Winnipeg	4	1	1	2	4
236	13	46	59	107	

PETRY NHL HIGHLIGHTS

FIRSTS

First GP	12/28/2010	EDM 2 vs BUF 4
First Asst	12/28/2010	EDM 2 vs BUF 4
First Goal	01/20/2011	EDM 2 vs DAL 4
First Goal versus		Lehtonen, Kari at 18:52 of period 2

MOSTS

Goals	1 (10X)	MOST RECENTLY 04/12/2014 EDM 5 vs. VAN 2
Assists	3 (1X)	11/19/2011 EDM 9 vs CHI 2
Points	3 (1X)	11/19/2011 EDM 9 vs CHI 2 (0G-3A)
SOG	5(5X)	01/24/14 EDM 3 vs. ARZ 4
PIM	5(1X)	03/05/13 EDM 3 @ CBJ 4
Hat Tricks	0	
Multi-Pt Games	6	03/30/13 EDM 4 vs. VAN 0

LONGEST PERSONAL STREAKS

Goals	2 (1X)	02/25/2013- 02/28/2013 (2G)
Assists	3 (2X)	03/16/2012- 03/20/2012 (4A)
Pts	1(3X)	04/16/13- 04/21/13 (3A)



13 | STEVEN PINIZZOTTO

POSITION: RIGHT WING | **SHOOTS:** RIGHT

HEIGHT: 6-1 | **WEIGHT:** 205 | **DOB:** APRIL 26, 1984

BIRTHPLACE: MISSISSAUGA, ONTARIO

ACQUIRED: In a trade with the Florida Panthers on Jan. 17/14 with Jack Combs, in exchange for Derek Nesbitt and Ryan Martindale.

CONTRACT STATUS: Signed through 2014-15 season.

2013-14 HIGHLIGHTS

- Appeared in his first game as an Oiler on Apr. 2/14 @ ANA.
- Posted a season high in penalty minutes on Apr. 6/14
- Registered his first point as an Oiler in a multipoint effort on Apr. 12/14 (2A)

CAREER HIGHLIGHTS

- Posted an AHL career high in points (42) and goals (17) (2010-11)
- Recorded an AHL career high in assists (28) and a plus mins rating of (+40) (2009-10)

COLLEGE HIGHLIGHTS

- Accumulated 57 points (20G, 37A) and 108 penalty minutes in 54 career games with Rochester Institute of Technology (RIT) (2005-07)



PINIZZOTTO CAREER STATISTICS

SEASON	TEAM	LEAGUE	REGULAR SEASON					PLAYOFFS				
			GP	G	A	PTS	PIM	GP	G	A	PTS	PIM
2005-06	RIT	H-Atlantic	20	7	6	13	32	-	-	-	-	-
2006-07	RIT	H-Atlantic	34	13	31	44	76	-	-	-	-	-
	Hershey	AHL	5	0	0	0	4	-	-	-	-	-
2007-08	Hershey	AHL	23	0	4	4	12	5	0	0	0	13
	South Carolina	ECHL	40	15	17	32	58	10	1	2	3	34
2008-09	Hershey	AHL	45	4	7	11	61	21	3	2	5	28
	South Carolina	ECHL	11	4	6	10	19	-	-	-	-	-
2009-10	Hershey	AHL	69	13	28	41	124	21	5	3	8	33
2010-11	Hershey	AHL	68	17	25	42	178	6	2	2	4	6
2012-13	VANCOUVER	NHL	12	0	0	0	29	1	0	0	0	0
	Chicago	AHL	24	4	8	12	29	-	-	-	-	-
2013-14	EDMONTON	NHL	6	0	2	2	15	-	-	-	-	-
	San Antonio	AHL	21	6	1	7	67	-	-	-	-	-
	Oklahoma City	AHL	30	6	12	18	116	1	0	0	0	14
NHL TOTALS			18	0	2	2	44	1	0	0	0	6

PINIZZOTTO VS NHL

OPPONENT	GP	G	A	PTS	PIM
Anaheim	2	0	0	0	15
Arizona	1	0	0	0	0
Boston	0	0	0	0	0
Buffalo	0	0	0	0	0
Calgary	0	0	0	0	0
Carolina	0	0	0	0	0
Chicago	0	0	0	0	0
Colorado	2	0	0	0	2
Columbus	0	0	0	0	0
Dallas	1	0	0	0	0
Detroit	2	0	0	0	0
Edmonton	3	0	0	0	12
Florida	0	0	0	0	0
Los Angeles	1	0	0	0	0
Minnesota	1	0	0	0	0
Montréal	0	0	0	0	0
Nashville	2	0	0	0	10
New Jersey	0	0	0	0	0
NY Islanders	0	0	0	0	0
NY Rangers	0	0	0	0	0
Ottawa	0	0	0	0	0
Philadelphia	0	0	0	0	0
Pittsburgh	0	0	0	0	0
San Jose	1	0	0	0	5
St. Louis	1	0	0	0	0
Tampa Bay	0	0	0	0	0
Toronto	0	0	0	0	0
Vancouver	1	0	2	2	0
Washington	0	0	0	0	0
Winnipeg	0	0	0	0	0
18	0	2	2	44	

PINIZZOTTO NHL HIGHLIGHTS

FIRSTS

First GP	03/14/2013	VAN @ NSH
First Asst	12/22/2009	COL vs. ANA
First Goal	-	-
First Goal versus		

MOSTS

Goals	-
Assists	2 (1X)
Points	2 (1X)
SOG	3 (2X)
PIM	15 (1X)
Hat Tricks	0
Multi-Pt Games	1

MOST RECENTLY

-
04/12/2014 EDM vs. VAN
04/12/2014 WSH vs. DET (2G-1A)
04/27/2013 VAN @ EDM
04/06/2014 EDM vs. ANA
04/27/2014 EDM vs. VAN (2A)

LONGEST PERSONAL STREAKS

Goals	-	-
Assists	1 (1X)	04/27/2014 04/27/2014 (2A)
Pts	1 (2X)	04/27/2014 04/27/2014 (2A)



67 | BENOIT POULIOT

POSITION: LEFT WING | **SHOOTS:** LEFT

HEIGHT: 6-3 | **WEIGHT:** 193 | **DOB:** SEPTEMBER 29, 1986

BIRTHPLACE: ALFRED, ONTARIO

ACQUIRED: Signed as a free agent on July 1st, 2014.

CONTRACT STATUS: Signed through 2018-19 season.

2013-14 HIGHLIGHTS

- Led the team in plus/minus rating (+8)
- Tied for sixth on the team in goals (8) and seventh in points (20)
- Registered 12 points in a ten-game span from Jan. 29 vs. FLA to Feb. 19 vs. TOR (4G, 8A)

CAREER HIGHLIGHTS

- Established career-highs in points (32), plus/minus rating (+18) and game-winning goals (5) *(2011-12)*
- Ranked 3rd on the team in game-winning goals *(2011-12)*
- Skated in his 200th career NHL game on Nov. 26 vs. WPG *(2011-12)*
- Notched his first career playoff goal in Game 2 of the Eastern Conference Quarterfinals on Apr. 14 vs. WSH *(2011-12)*
- Established career-highs in games played (79), assists (17), hits (110), penalty minutes (87), and shots on goal (129) *(2010-11)*
- Tied for 3rd on the team in game-winning goals (4), hits (110) and penalty minutes (87) *(2010-11)*
- Established career-highs in goals (17) and power play goals (4) *(2009-10)*
- Registered his 1st career playoff assist/point in Game 1 of the Eastern Conference Quarterfinals on Apr. 15 @ WSH *(2009-10)*
- Recorded his 1st career game-winning goal and 1st career power play goal on Nov. 6 @ COL *(2008-09)*
- Recorded the first goal/point of his NHL career as part of a two-goal effort on Mar. 22 at CGY *(2007-08)*
- Made his NHL debut on Nov. 22 at MTL *(2006-07)*
- Tallied his first professional point with a goal on Oct. 8 vs. Iowa *(2006-07)*

JUNIOR HIGHLIGHTS

- Led Sudbury in points (65) and plus/ minus rating (+23) and also established an OHL career-high in goals (35) *(2005-06)*
- Represented the Eastern Conference at the 2006 OHL All-Star Classic *(2005-06)*
- Led team in assists (38) and established OHL career-highs in assists and points (67)
- Recipient of the Emms Family Award as the OHL Rookie of the Year and the CHL Rookie of the Year *(2004-05)*
- Named to the OHL First All-Rookie Team at left wing *(2004-05)*
- Named to the OHL Second All-Star Team at left wing *(2004-05)*

INTERNATIONAL HIGHLIGHTS

- Captured a gold medal as a member of Team Canada at the 2006 World Junior Hockey Championship



POULIOT CAREER STATISTICS

SEASON	TEAM	LEAGUE	REGULAR SEASON					PLAYOFFS				
			GP	G	A	PTS	PIM	GP	G	A	PTS	PIM
2003-04	Sudbury	OHL	4	2	2	4	0	4	2	1	3	0
2004-05	Sudbury	OHL	67	29	38	67	102	12	6	8	14	20
2005-06	Sudbury	OHL	51	35	30	65	141	8	8	3	11	16
	Houston	AHL	-	-	-	-	-	2	0	0	0	2
2006-07	Canada	WJHC	6	0	5	5	14	-	-	-	-	-
	MINNESOTA	NHL	3	0	0	0	0	0	0	0	0	0
2007-08	Houston	AHL	67	19	17	36	109	-	-	-	-	-
	MINNESOTA	NHL	11	2	1	3	0	1	0	0	0	0
2008-09	Houston	AHL	46	10	14	24	67	3	0	0	0	2
	MINNESOTA	NHL	37	5	6	11	18	-	-	-	-	-
2009-10	Houston	AHL	-	-	-	-	-	20	1	7	8	28
	MINNESOTA	NHL	14	2	2	4	12	-	-	-	-	-
2010-11	MONTREAL	NHL	39	15	9	24	31	18	0	2	2	6
	Hamilton	AHL	3	1	2	3	4	-	-	-	-	-
2011-12	MONTREAL	NHL	79	13	17	30	87	3	0	0	0	7
2012-13	BOSTON	NHL	74	16	16	32	38	7	1	1	2	6
2013-14	TAMPA BAY	NHL	34	8	12	20	15	-	-	-	-	-
2013-14	NY RANGERS	NHL	80	15	21	36	56	25	5	5	10	26
NHL TOTALS			371	76	84	160	257	54	6	8	14	45

POULIOT VS NHL

OPPONENT	GP	G	A	PTS	PIM
Anaheim	8	1	4	5	6
Arizona	8	1	3	4	4
Boston	17	1	1	2	10
Buffalo	20	6	0	6	16
Calgary	8	2	5	7	2
Carolina	17	4	3	7	10
Chicago	7	0	1	1	6
Colorado	9	1	1	2	0
Columbus	11	1	0	1	9
Dallas	8	1	2	3	2
Detroit	5	2	2	4	2
Edmonton	9	1	4	5	24
Florida	20	7	7	14	4
Los Angeles	9	1	5	6	6
Minnesota	4	1	3	4	2
Montréal	12	2	2	4	16
Nashville	6	0	2	2	4
New Jersey	17	3	1	4	18
NY Islanders	17	7	3	10	8
NY Rangers	14	3	1	4	13
Ottawa	19	7	1	8	6
Philadelphia	15	2	6	8	29
Pittsburgh	13	5	4	9	14
San Jose	9	0	2	2	4
St. Louis	10	2	0	2	8
Tampa Bay	16	4	0	4	8
Toronto	20	5	10	15	6
Vancouver	12	1	5	6	6
Washington	18	3	2	5	10
Winnipeg	13	2	4	6	4
371	76	84	160	257	

POULIOT NHL HIGHLIGHTS

FIRSTS

First GP	11/22/06	MIN @ MTL
First Asst	3/28/08	MIN vs. VAN
First Goal	3/22/08	MIN @ CGY

MOSTS

Goals	2 (5X)	MOST RECENTLY 02/16/2013 TB @ FLA
Assists	3 (3X)	02/19/2013 TB vs. TOR
Points	3 (4X)	02/19/2013 TB vs. TOR (3A)
SOG	7	01/20/2010 MTL vs. STL
PIM	20	02/17/2011 MTL @ EDM
Hat Tricks	-	-
Multi-Pt Games	21	03/24/2014 NYR vs. PHX (2A)

LONGEST PERSONAL STREAKS

Goals	3 (3X)	02/17/2011- 02/23/2011 (3)
Assists	3	03/15/2012- 03/19/2012 (3)
Pts	5	03/06/10- 03/13/10 (2G-4A)



16 | TEDDY PURCELL



@teddypurcell16

POSITION: RIGHT WING | **SHOOTS:** RIGHT

HEIGHT: 6-2 | **WEIGHT:** 198 | **DOB:** SEPTEMBER 8, 1985

BIRTHPLACE: ST. JOHN'S, NEWFOUNDLAND

ACQUIRED: Signed as a free agent on June 25th, 2014.

CONTRACT STATUS: Signed through 2015-16 season.

2013-14 HIGHLIGHTS

- Registered nine multi-point games, accumulating 38 points
- Scored four game winning goals
- Recorded two three-point games
- Ranked 5th on the Lightning in assists (30)

CAREER HIGHLIGHTS

- Ranked 3rd on the team for goals, assists, points and shots on goal (94) **(2012-13)**
- Played in his 300th career NHL game on Mar. 16 vs. CAR **(2012-13)**
- Recorded his 100th career NHL assist on Jan. 19 vs. WSH **(2012-13)**
- Set career highs in goals (24), assists (41), points (65), power-play goals (8), game-winning goals (3) and plus/minus (+9) **(2011-12)**
- Ranked 1st on the Lightning in plus/minus, 2nd in assists, 3rd in goals and points **(2011-12)**
- The 4th Lightning player to record 60 points in a season after going undrafted into the NHL (St. Louis/Boyle/Ciccarelli) **(2011-12)**
- Recorded his 2nd career hat trick and a +4 rating on Apr. 7 @ WPG **(2011-12)**
- Notched his 1st career NHL hat trick on Feb. 23rd vs. PHX **(2010-11)**
- Recorded his 1st NHL career multi-goal game on Feb. 1 vs. PHI **(2010-11)**
- Played in his 100th career NHL game on Mar. 20 vs. WSH **(2009-10)**
- Named to the 2009 Canadian AHL All-Star Team on 1/6 (2nd consecutive selection) and recorded 5 assists in the game (Jan. 26 @ Worcester) **(2008-09)**
- Made NHL debut on Jan. 15 @ EDM **(2007-08)**
- His 83 points and 58 assists with Manchester led all AHL rookies and his 25 goals ranked second among rookies **(2007-08)**
- Named a starter for the Canadian AHL All-Star Team and was named MVP of the AHL's All-Star Classic (3G) **(2007-08)**

COLLEGE HIGHLIGHTS

- Helped the University of Maine advance to the 2007 Frozen Four, recording 43 points and lead the team in assists (27) **(2006-07)**
- His 43 points as a freshman ranked 10th all-time at the university and they were the most points scored by a freshman since the 1992-93 season. **(2006-07)**
- Became the 7th Maine Black Bear to be named the Hockey East Rookie of the Year and was named the Inside College Hockey Rookie of the Year **(2006-07)**

INTERNATIONAL HIGHLIGHTS

- Represented Team Canada at the 2012 World Hockey Championship, collecting two points in eight games.



PURCELL CAREER STATISTICS

SEASON	TEAM	LEAGUE	REGULAR SEASON					PLAYOFFS				
			GP	G	A	PTS	PIM	GP	G	A	PTS	PIM
2003-04	Notre Dame	SJHL	51	21	25	46	8	-	-	-	-	-
2004-05	Cedar Rapids	USHL	58	20	47	67	22	11	5	9	14	4
2005-06	Cedar Rapids	USHL	55	19	52	71	14	8	3	8	11	4
2006-07	Maine	H-East	40	16	27	43	34	-	-	-	-	-
2007-08	LOS ANGELES	NHL	10	1	2	3	0	-	-	-	-	-
	Manchester	AHL	67	25	58	83	34	4	0	3	3	0
2008-09	LOS ANGELES	NHL	40	4	12	16	4	-	-	-	-	-
	Manchester	AHL	38	16	22	38	12	-	-	-	-	-
2009-10	LOS ANGELES	NHL	41	3	3	6	4	-	-	-	-	-
	TAMPA BAY	NHL	19	3	6	9	6	-	-	-	-	-
2010-11	TAMPA BAY	NHL	81	17	34	51	10	8	6	11	17	2
2011-12	TAMPA BAY	NHL	81	24	41	65	16	-	-	-	-	-
2012-13	TAMPA BAY	NHL	48	11	25	36	12	-	-	-	-	-
2013-14	TAMPA BAY	NHL	81	12	30	42	14	4	1	0	1	0
NHL TOTALS			401	75	153	228	66	22	7	11	18	2

PURCELL VS NHL

OPPONENT	GP	G	A	PTS	PIM
Anaheim	8	1	6	7	2
Arizona	16	4	4	8	0
Boston	17	1	6	7	4
Buffalo	19	2	9	11	0
Calgary	11	2	1	3	4
Carolina	22	8	9	17	2
Chicago	9	2	2	4	0
Colorado	4	0	2	2	0
Columbus	11	1	2	3	2
Dallas	11	2	3	5	2
Detroit	14	1	2	3	2
Edmonton	8	0	2	2	0
Florida	23	4	13	17	4
Los Angeles	4	1	2	3	0
Minnesota	10	2	0	2	0
Montréal	16	1	6	7	2
Nashville	7	3	2	5	0
New Jersey	16	1	4	5	4
NY Islanders	15	0	8	8	2
NY Rangers	17	3	11	14	0
Ottawa	18	4	3	7	6
Philadelphia	17	6	10	16	0
Pittsburgh	17	6	5	11	6
San Jose	11	4	6	10	2
St. Louis	10	0	2	2	0
Tampa Bay	2	0	0	0	0
Toronto	16	1	5	6	10
Vancouver	11	1	5	6	0
Washington	22	8	12	20	4
Winnipeg	19	6	11	17	8
401	75	153	228	66	

PURCELL NHL HIGHLIGHTS

FIRSTS

First GP	01/15/2008	LA @ EDM
First Asst	01/24/2008	LA vs. ANA
First Goal	02/15/2008	LA vs. CGY
First Goal versus		(Miikka Kiprusoff)

MOSTS

Goals	3 (2X)	MOST RECENTLY 04/07/2012 TB @ WPG
Assists	3 (4X)	10/10/2013 TB vs. FLA
Points	3 (11X)	10/10/2013 TB vs. FLA (3A)
SOG	8 (1X)	10/13/2010 TB @ MTL
PIM	4 (2X)	01/23/2014 TB vs. OTT
Hat Tricks	2	04/07/2012
Multi-Pt Games	51	03/29/2014 TB @ BUF (2A)

LONGEST PERSONAL STREAKS

Goals	3 (2X)	02/21/2012 02/25/2012 (3G)
Assists	2 (2X)	03/24/2013 03/26/2013 (2A)
Pts	11 (1X)	02/16/2012 03/08/2012 (6G-15A)



19 | JUSTIN SCHULTZ

 @6Schultz6

POSITION: DEFENCE | **SHOOTS:** RIGHT

HEIGHT: 6-2 | **WEIGHT:** 196 | **DOB:** JULY 6, 1990

BIRTHPLACE: KELOWNA, B.C.

ACQUIRED: Signed as an unrestricted free agent on June 30, 2012.

CONTRACT STATUS: Signed through 2014-15 season.

2013-14 HIGHLIGHTS

- Recorded career highs and led all Oilers defencemen in points (33), goals (11) and assists (22)
- Led the Oilers in average time on ice (23:20)
- Ranked second on the team in game winning goals (3)
- Set career high in hits (30) and blocked shots (107)
- Set career high in shots (109) and shooting percentage (10.1)
- Played his 100th career NHL game on Feb. 7 @ NJ.

CAREER HIGHLIGHTS

- Led Oilers defencemen in goals (8) and assists (19) and finished 5th on the team in points (27)
- Finished tied for 3rd on the team in power play goals (4)
- Named to the NHL All-Rookie Team
- Named an AHL First Team All-Star
- Won the Eddie Shore Award as the AHL's Defenceman of the Year
- Named to AHL All-Rookie Team
- Played 1st career NHL game on Jan. 20 @ VAN (2012-13)

COLLEGE HIGHLIGHTS

- Appeared in 37 games with University of Wisconsin, leading the Badgers in scoring with 44 points (16G, 28A) (2011-12)
- Earned a selection to the 2011-12 All-WCHA First Team (2011-12)
- Named the WCHA Defensive Player of the Year (2011-12)
- Named a Hobey Baker Finalist (2011-12)
- In 41 games for the Badgers he scored 18 goals with 29 assists, +16 with 28 PIMs; scoring 9 of his 18 goals on the power play (2010-11)
- Named the WCHA Defensive Player of the Year (2010-11)
- Named to the WCHA and NCAA West First All-Star teams and was also named a Hobey Baker Finalist (2010-11)



SCHULTZ CAREER STATISTICS

SEASON	TEAM	LEAGUE	REGULAR SEASON					PLAYOFFS				
			GP	G	A	PTS	PIM	GP	G	A	PTS	PIM
2009-10	Wisconsin	WCHA	43	6	16	22	12	-	-	-	-	-
2010-11	Wisconsin	WCHA	41	18	29	47	28	-	-	-	-	-
2011-12	Wisconsin	WCHA	37	16	28	44	12	-	-	-	-	-
2012-13	EDMONTON	NHL	48	8	19	27	8	-	-	-	-	-
	Oklahoma City	AHL	34	18	30	48	6	-	-	-	-	-
	Canada	WHC	8	0	4	4	2	-	-	-	-	-
2013-14	EDMONTON	NHL	74	11	22	33	16	-	-	-	-	-
	NHL TOTALS		122	19	41	60	24	-	-	-	-	-

SCHULTZ VS NHL

OPPONENT	GP	G	A	PTS	PIM
Anaheim	8	1	2	3	2
Arizona	8	2	2	4	0
Boston	2	0	1	1	0
Buffalo	2	1	1	2	0
Calgary	8	2	4	6	0
Carolina	2	1	1	2	0
Chicago	5	1	4	5	4
Colorado	8	1	2	3	2
Columbus	5	1	0	1	2
Dallas	5	3	1	4	4
Detroit	4	1	0	1	0
Edmonton	0	0	0	0	0
Florida	1	0	1	1	0
Los Angeles	7	0	4	4	2
Minnesota	7	0	1	1	0
Montréal	2	0	0	0	0
Nashville	6	1	1	2	2
New Jersey	2	0	1	1	0
NY Islanders	2	0	1	1	4
NY Rangers	2	0	0	0	0
Ottawa	2	0	0	0	0
Philadelphia	1	0	1	1	0
Pittsburgh	2	0	2	2	0
San Jose	7	2	0	2	0
St. Louis	6	0	1	1	0
Tampa Bay	1	0	1	1	2
Toronto	2	0	1	1	0
Vancouver	10	1	5	6	0
Washington	2	1	1	2	0
Winnipeg	3	0	2	2	0
122	19	41	60	24	

SCHULTZ NHL HIGHLIGHTS

FIRSTS

First GP	01/20/13	EDM 3 @ VAN 2 (SO)
First Asst	01/24/13	EDM 2 vs. LAK 1 (2A)
First Goal	01/22/13	EDM 3 vs. SJ 6


MOSTS

Goals	1(19X)	04/06/14 EDM 4 vs. ANA 2
Assists	3(1X)	04/27/13 EDM 7 vs. VAN 2
Points	4(1X)	04/27/13 EDM 7 vs. VAN 2
SOG	6(1X)	01/24/13 EDM 2 vs. LAK 1
PIM	2(12X)	04/06/14 EDM 4 vs. ANA 2
Hat Tricks	—	—
Multi-Pt Games	7	04/27/13 EDM 7 vs. VAN 2

MOST RECENTLY

LONGEST PERSONAL STREAKS

Goals	2 (2X)	04/04/14 – 04/06/14 (2G, 1A)
Assists	4 (1X)	02/23/13 – 01/03/13
Points	4 (1X)	02/23/13 – 01/03/13 (1G, 4A)



30 | BEN SCRIVENS

 @ben_scrivens

POSITION: GOALTENDER | **CATCHES:** LEFT

HEIGHT: 6-2 | **WEIGHT:** 181 | **DOB:** SEPTEMBER 11, 1986

BIRTHPLACE: SPRUCE GROVE, ALBERTA

ACQUIRED: On January 15th from the Los Angeles Kings, in exchange for a 3rd round draft selection in the 2014 NHL Draft.

CONTRACT STATUS: Signed through 2015-16 season.

2013-14 HIGHLIGHTS

- He ranked 11th in the NHL in save percentage (.922) and shutouts (4)
- Established a new National Hockey League record, making 59 saves in a 3-0 win over the San Jose Sharks on Jan. 29th, recording the most saves in a regulation shutout victory since Mike Smith made 54 saves in a 2-0 victory on April 3rd, 2012.
- Posted his 1st win as an Oiler on Jan. 26 vs. NSH
- Played his 1st game as an Oiler on Jan. 16 @ MIN
- Recorded his third shutout (37 saves) on Nov. 17 @ NYR
- Posted his second shutout (26 saves) on Nov. 15 @ NJ
- Registered his first shutout (20 saves) of the season on Oct. 13 @ FLA

CAREER HIGHLIGHTS

- Posted back-to-back shutouts (his first shutouts in his NHL career) Feb. 16 vs. OTT (34 saves) and Feb. 18 @ FLA (37 saves) **(2012-13)**
- Recorded a scoreless streak at 151:46 from Feb. 14-19 **(2012-13)**
- Won his NHL debut Nov. 3, 2011 @ CBJ (38 saves in 2-1 win) **(2011-12)**
- Ranked 1st in the AHL in goals against average (2.04) **(2011-12)**
- Won AHL's Harry "Hap" Holmes Memorial Award, presented to the goaltender(s) with at least 25 games played on the team which allows the fewest goals in the regular season **(2011-12)**
- Among AHL rookie goaltenders he ranked 3rd in save percentage (.924) and 4th in goals against average (2.33) **(2010-11)**

COLLEGE HIGHLIGHTS

- Ranked 1st in the NCAA in shutouts (7), save percentage (.934) and tied for 1st in goals against average (1.87) **(2009-10)**
- Recorded third longest scoreless streak in NCAA history, going 267:11 without allowing a goal **(2009-10)**
- Named NCAA East All-American **(2009-10)**
- Named ECAC First-Team All-Star and won the ECAC Hockey Ken Dryden Award as the league's top goaltender **(2009-10)**
- Named finalist for the Hobey Baker Award **(2009-10)**
- Named ECAC Second-Team All-Star and honorable mention for the All-Ivy League team **(2008-09)**

INTERNATIONAL HIGHLIGHTS

- Represented Team Canada at the 2014 World Hockey Championship, posting a save percentage of .937 and a 1.74 goals against average in seven games.



SCRIVENS CAREER STATISTICS

SEASON	TEAM	LEAGUE	REGULAR SEASON										PLAYOFFS					
			GP	W	L	OT/T	MINS	GA	SO	GAA	GP	W	L	MINS	GA	SO	GAA	
2006-07	Cornell	ECAC	12	3	6	2	574	22	1	2.30	-	-	-	-	-	-	-	
2007-08	Cornell	ECAC	35	19	12	3	1965	66	4	2.02	-	-	-	-	-	-		
2008-09	Cornell	ECAC	36	22	10	4	2153	65	7	1.81	-	-	-	-	-	-		
2009-10	Cornell	ECAC	34	21	9	4	2018	63	7	1.87	-	-	-	-	-	-		
2010-11	Toronto	AHL	33	13	12	5	1929	75	2	2.33	-	-	-	-	-	-		
	Reading	ECHL	13	10	3	0	779	29	0	2.23	3	0	1	107	9	0 5.04		
2011-12	TORONTO	NHL	12	4	5	2	672	35	0	3.13	-	-	-	-	-	-		
	Toronto	AHL	39	22	15	1	2293	78	4	2.04	17	11	6	1030	33	3 1.92		
2012-13	TORONTO	NHL	20	7	9	0	1025	46	2	2.69	-	-	-	-	-	-		
	Toronto	AHL	22	14	7	1	1325	49	2	2.22	-	-	-	-	-	-		
2013-14	LOS ANGELES	NHL	19	7	5	4	975	32	3	1.97	-	-	-	-	-	-		
	EDMONTON	NHL	21	9	11	0	1235	62	1	3.01	-	-	-	-	-	-		
	NHL TOTALS		72	27	30	6	3907	175	6	2.69	-	-	-	-	-	-		

SCRIVENS VS NHL

OPPONENT	GP	W-L-T-OT	SO	GA	GAA	SV%
Anaheim	1	1-0-0-0	0	3	2.81	.941
Arizona	3	1-1-0-1	0	7	2.22	.926
Boston	3	0-3-0-0	0	12	4.68	.848
Buffalo	6	2-2-0-2	0	15	3.00	.909
Calgary	2	0-1-0-0	0	5	3.23	.857
Carolina	3	1-2-0-0	0	7	2.37	.933
Chicago	1	0-1-0-0	0	3	3.05	.925
Colorado	2	0-1-0-1	0	5	2.44	.924
Columbus	1	1-0-0-0	0	1	1.00	.974
Dallas	1	0-1-0-0	0	3	3.05	.906
Detroit	0	0-0-0-0	0	0	0.00	.000
Edmonton	0	0-0-0-0	0	0	0.00	.000
Florida	4	3-0-0-0	2	4	1.19	.962
Los Angeles	1	0-1-0-0	0	4	4.14	.920
Minnesota	2	0-2-0-0	0	7	3.50	.870
Montreal	4	1-2-0-0	0	9	2.76	.903
Nashville	3	1-2-0-0	0	7	2.37	.920
New Jersey	2	1-0-0-1	1	2	0.98	.951
NY Islander	3	2-1-0-0	0	9	3.23	.893
NY Rangers	3	2-1-0-0	1	6	2.00	.943
Ottawa	4	2-2-0-0	1	8	2.01	.937
Philadelphia	2	1-0-0-0	0	3	1.88	.948
Pittsburgh	1	0-1-0-0	0	2	2.03	.926
San Jose	4	1-2-0-1	1	12	2.96	.928
St. Louis	4	2-1-0-0	0	13	3.66	.888
Tampa Bay	4	2-1-0-0	0	10	3.08	.873
Toronto	0	0-0-0-0	0	0	0.00	.000
Vancouver	3	2-1-0-0	0	6	2.00	.944
Washington	2	1-1-0-0	0	7	3.53	.889
Winnipeg	3	0-0-0-0	0	5	4.76	.865
TOTAL	72	27-30-0-6	6	175	2.69	.917

SCRIVENS NHL HIGHLIGHTS

FIRSTS

First GP	11/03/2011	TOR 4 at CBJ 1
First Win	11/03/2011	TOR 4 at CBJ 1
First Shutout	02/16/2013	TOR 3 vs OTT 0

MOSTS

Shots Faced	59 (1X)	MOST RECENTLY 01/29/2014 EDM 3 vs SJ 0
Saves	59 (1X)	01/29/2014 EDM 3 vs SJ 0
GA	6 (2X)	03/13/2014 EDM 2 at STL 6
Career Shutouts	6	01/29/2014 EDM 3 vs SJ 0

LONGEST PERSONAL STREAKS


Longest Win Streak	4 (1X)	11/14/2013-11/19/2013
Streak W/OUT Reg Loss	9 (1X)	11/12/2013-11/27/2013 (5-0-4)
Longest Losing Streak	5 (1X)	12/15/2013-01/21/2014
Longest Winless Streak	5 (1X)	12/15/2013-01/21/2014 (0-5-0)
Longest shutout sequence:	191:19	11/14/2013-11/19/2013

NHL SHOOTOUT RECORD

Stopped 12 of 20 attempts (.600) and an overall W-L record of 2-3.

NHL PENALTY SHOTS

Has never faced a penalty shot.



10 | NAIL YAKUPOV

 @Nail10_1993

POSITION: RIGHT WING | **SHOOTS:** LEFT
HEIGHT: 6-0 | **WEIGHT:** 197 | **DOB:** OCTOBER 6, 1993
BIRTHPLACE: NIZHNEKAMSK, RUSSIA

ACQUIRED: Edmonton's 1st choice, 1st overall, in 2012 NHL Entry Draft.

CONTRACT STATUS: Signed through 2014-15 season.

2013-14 HIGHLIGHTS

- Ranked 6th on the team in power play goals (4)
- Posted four multi-point games
- Set a career high in games (63) and shots (122)
- Played his 100th career NHL game on Feb. 1 @ BOS

CAREER HIGHLIGHTS

- Led the Oilers in goals (17) and finished 4th on the team in points (31)
- Led the team in power play goals (6)
- Ranked 1st on the Oilers in shooting percentage (21.0%)
- Scored his 1st NHL goal Jan. 22 vs. SJ
- Recorded his 1st career multipoint game Apr. 1 vs. CGY (1G, 1A)
- Registered his 1st career hat-trick on Apr. 27 vs. VAN
- Played in his 1st career NHL game on Jan. 20/13 @ VAN (2012-13)

JUNIOR HIGHLIGHTS

- Appeared in 42 games with Sarnia collecting 69 points (31G, 38A) (2011-12)
- Led the Sting in points-per-game average (1.64), plus minus (+15) and power play goals (12) (2011-12)
- Played in 65 games leading Sarnia with 101 points (2010-11)
- Named CHL Rookie of the Year (2010-11)
- Named to the CHL's First All-Rookie Team (2010-11)
- Awarded the Emms Family Award for OHL Rookie of the Year (2010-11)

INTERNATIONAL HIGHLIGHTS

- Tallied eight points (3G, 5A) in seven games with Russia as they hosted the 2013 World Junior Hockey Championship
- Recorded nine assists in seven games at the 2012 IIHF World Junior Hockey Championship



YAKUPOV CAREER STATISTICS

SEASON	TEAM	LEAGUE	REGULAR SEASON					PLAYOFFS				
			GP	G	A	PTS	PIM	GP	G	A	PTS	PIM
2010-11	Sarnia	OHL	65	49	52	101	71	-	-	-	-	-
2011-12	Sarnia	OHL	42	31	38	69	30	4	2	3	5	4
	Russia	WJHC	7	0	9	9	6	-	-	-	-	-
2012-13	EDMONTON	NHL	48	17	14	31	24	-	-	-	-	-
	Nizhnekamsk	KHL	22	10	8	18	33	-	-	-	-	-
	Russia	WJHC	7	3	5	8	0	-	-	-	-	-
2013-14	EDMONTON	NHL	63	11	13	24	36	-	-	-	-	-
	NHL TOTALS		111	28	27	55	60	-	-	-	-	-

YAKUPOV VS NHL

OPPONENT	GP	G	A	PTS	PIM
Anaheim	5	1	2	3	0
Arizona	6	2	2	4	4
Boston	2	0	0	0	0
Buffalo	1	0	1	1	2
Calgary	7	3	2	5	2
Carolina	2	1	1	2	2
Chicago	6	3	1	4	2
Colorado	7	2	1	3	0
Columbus	5	1	2	3	4
Dallas	6	0	1	1	4
Detroit	5	0	1	1	4
Edmonton	0	0	0	0	0
Florida	2	0	1	1	2
Los Angeles	6	2	1	3	2
Minnesota	7	3	1	4	0
Montréal	2	0	0	0	2
Nashville	5	1	0	1	2
New Jersey	2	0	1	1	0
NY Islanders	2	0	0	0	0
NY Rangers	1	1	0	1	0
Ottawa	2	0	2	2	2
Philadelphia	2	0	0	0	0
Pittsburgh	2	0	0	0	0
San Jose	6	3	2	5	6
St. Louis	6	1	1	2	2
Tampa Bay	2	0	0	0	0
Toronto	1	0	0	0	2
Vancouver	8	3	3	6	4
Washington	1	0	0	0	0
Winnipeg	2	1	1	2	12
111	28	27	55	60	

YAKUPOV NHL HIGHLIGHTS

FIRSTS

First GP	01/20/13	EDM 3 @ VAN 2 (SO)
First Asst	01/31/13	EDM 2 vs. SJ 3 (SO)
First Goal	01/22/13	EDM 3 vs. SJ 6

MOSTS

Goals	3 (1X)	04/27/13 EDM 7 vs. VAN 2
Assists	2 (1X)	01/27/14 EDM 4 @ VAN 2
Points	3 (1X)	04/27/13 EDM 7 vs. VAN 2
SOG	6 (2X)	02/06/14 EDM 2 @ NYR 1
PIM	12 (1X)	12/23/13 EDM 6 vs. WPG 2
Hat Tricks	1	04/27/13 EDM 7 vs. VAN 2
Multi-Pt Games	9	01/27/14 EDM 4 @ VAN 2

MOST RECENTLY

LONGEST PERSONAL STREAKS

Goals	3 (1X)	04/24/13 – 04/27/13
Assists	3 (1X)	11/16/13 – 11/21/13
Points	4 (1X)	11/15/13 – 11/21/13 (2G, 3A)



WILL ACTON LEFT WING

6'3" 202 lbs. Shoots: Left Born: July 16, 1987; Edina, MN

SEASON	TEAM	LEAGUE	REGULAR SEASON					PLAYOFFS				
			GP	G	A	PTS	PIM	GP	G	A	PTS	PIM
2007-08	Lake Superior	CCHA	36	6	7	13	22	-	-	-	-	-
2008-09	Lake Superior	CCHA	38	7	9	16	53	-	-	-	-	-
2009-10	Lake Superior	CCHA	36	10	14	24	39	-	-	-	-	-
2010-11	Lake Superior	CCHA	34	9	15	24	18	-	-	-	-	-
	Toronto	AHL	5	0	0	0	0	-	-	-	-	-
	Reading	ECHL	1	0	0	0	0	-	-	-	-	-
2011-12	Toronto	AHL	69	7	9	16	58	17	1	1	2	9
2012-13	Toronto	AHL	67	8	11	19	60	9	4	2	6	12
2013-14	Oklahoma City	AHL	47	12	11	23	74	3	0	1	1	0
	EDMONTON	NHL	30	3	2	5	21	-	-	-	-	-
	CCHA TOTALS		144	32	45	77	132	-	-	-	-	-
	ECHL TOTALS		1	0	0	0	0	-	-	-	-	-
	AHL TOTALS		188	27	31	58	192	29	5	4	9	21
	NHL TOTALS		30	3	2	5	21	-	-	-	-	-

Signed as a free agent on July 5, 2013




RICHARD BACHMAN GOALTENDER

5'10" 183 lbs. Catches: Left Born: July 25, 1987; Salt Lake City, UT

SEASON	TEAM	LEAGUE	REGULAR SEASON										PLAYOFFS					
			GP	W	L	OTL	MIN	GA	SO	GAA	GP	W	L	MIN	GA	SO	GAA	
2007-08	Colorado	WCHA	35	25	9	1	2103	65	4	1.85	-	-	-	-	-	-	-	
2008-09	Colorado	WCHA	35	14	11	10	2073	91	3	2.63	-	-	-	-	-	-	-	
2009-10	Idaho	ECHL	35	22	7	4	2028	77	4	2.28	8	-	-	-	-	-	-	
	Texas	AHL	8	4	4	0	446	16	1	2.15	-	-	-	-	-	-	-	
2010-11	Texas	AHL	55	28	19	5	3191	117	6	2.20	6	-	-	-	-	-	-	
	DALLAS	NHL	1	0	0	0	10	0	0.00	-	-	-	-	-	-	-	-	
2011-12	Texas	AHL	15	7	6	1	844	44	2	3.13	-	-	-	-	-	-	-	
	DALLAS	NHL	18	8	5	1	933	43	1	2.77	-	-	-	-	-	-	-	
2012-13	Texas	AHL	6	5	1	0	363	14	0	2.31	-	-	-	-	-	-	-	
	DALLAS	NHL	13	6	5	0	609	33	0	3.25	-	-	-	-	-	-	-	
2013-14	Oklahoma City	AHL	52	26	19	8	1667	153	2	2.99	3	0	3	200	9	02.70		
	EDMONTON	NHL	3	0	2	1	139	7	0	3.02	-	-	-	-	-	-	-	
	AHL TOTALS		136	70	49	14	6511	344	11	3.17	9	2	7	594	24	02.42		
	NHL TOTALS		35	14	12	2	1691	83	1	2.99	-	-	-	-	-	-	-	

Signed as an unrestricted free agent on July 6, 2013



BEN BETKER DEFENCE

6'6" 215 lbs. Shoots: Left Born: September 29, 1994; Cranbrook, BC

SEASON	TEAM	LEAGUE	REGULAR SEASON					PLAYOFFS				
			GP	G	A	PTS	PIM	GP	G	A	PTS	PIM
2011-12	Westside	BCHL	59	5	13	18	52	-	-	-	-	-
2011-12	Portland	WHL	1	0	0	0	0	-	-	-	-	-
2012-13	Everett	WHL	68	1	5	6	100	-	-	-	-	-
2013-14	Everett	WHL	68	7	14	21	102	5	0	1	1	8
	BCHL TOTALS		59	5	13	18	52	-	-	-	-	-
	WHL TOTALS		137	8	19	27	202	11	0	2	2	16

Edmonton's 6th round selection, 158th overall, in the 2013 NHL Draft.

**KEVEN BOUCHARD** GOALTENDER**6'1" 202 lbs. Catches: Left** Born: April 19, 1996; Metabetchouan, QE

SEASON	TEAM	LEAGUE	REGULAR SEASON							PLAYOFFS							
			GP	W	L	OTL	MINS	GA	SO	GAA	GP	W	L	MINS	GA	SO	GAA
2013-14	Val d'Or	QMJHL	27	17	6	1	1462	72	2	2.95	1	-	-	14	1	0	4.27
QMJHL TOTALS			27	17	6	1	1462	72	2	2.95	1	-	-	14	1	0	4.27

Edmonton's 7th round selection, 183rd overall, in the 2014 NHL Draft.

**LAURENT BROSSOIT** GOALTENDER**6'3" 202 lbs. Catches: Left** Born: March 23, 1993; Surrey, BC

SEASON	TEAM	LEAGUE	REGULAR SEASON							PLAYOFFS							
			GP	W	L	OTL	MINS	GA	SO	GAA	GP	W	L	MINS	GA	SO	GAA
2010-11	Edmonton	WHL	34	13	12	2	1664	92	2	3.32	2	-	-	-	-	-	3.58
2011-12	Edmonton	WHL	61	42	13	5	3574	147	3	2.47	20	-	-	-	-	-	2.04
2012-13	Edmonton	WHL	49	33	8	6	2854	107	5	2.25	22	-	-	-	-	-	1.82
2013-14	Alaska	ECHL	3	2	0	0	126	0	2	0.00	-	-	-	-	-	-	-
	Abbotsford	AHL	2	0	1	0	94	9	0	5.72	-	-	-	-	-	-	-
	Bakersfield	ECHL	35	24	9	2	2079	74	6	2.14	16	10	6	976	37	3	2.27
	Oklahoma City	AHL	8	2	5	0	416	25	0	3.60	-	-	-	-	-	-	-
WHL TOTALS			144	88	33	13	8092	346	10	2.57	44	30	14	2643	88	7	2.00
ECHL TOTALS			38	26	9	2	2205	74	8	2.01	16	10	6	976	37	3	2.27
AHL TOTALS			10	4	5	0	542	25	2	2.77	-	-	-	-	-	-	-

Acquired from the Calgary Flames on November 8 along with Ramon Horak, in exchange for Olivier Roy and Ladislav Smid.

**TYLER BUNZ** GOALTENDER**6'1" 205 lbs. Catches: Left** Born: February 11, 1992; St. Albert, AB

SEASON	TEAM	LEAGUE	REGULAR SEASON							PLAYOFFS							
			GP	W	L	OTL	MINS	GA	SO	GAA	GP	W	L	MINS	GA	SO	GAA
2007-08	Medicine Hat	WHL	1	1	0	0	60	3	0	3.00	-	-	-	-	-	-	-
2008-09	Medicine Hat	WHL	22	9	6	1	1007	58	0	3.46	2	0	1	73	6	0	4.93
2009-10	Medicine Hat	WHL	57	31	19	5	3214	156	2	2.91	12	6	6	720	35	0	2.92
2010-11	Medicine Hat	WHL	56	35	13	8	3350	138	3	2.47	10	4	6	566	28	1	2.97
2011-12	Medicine Hat	WHL	61	39	17	5	3616	155	3	2.57	8	4	4	496	23	1	2.78
2012-13	Stockton	ECHL	37	16	6	4	2130	119	1	3.35	4	-	-	-	-	-	-
	Oklahoma City	AHL	1	0	0	0	28	5	0	10.56	-	-	-	-	-	-	-
2013-14	Bakersfield	ECHL	15	5	2	3	660	28	0	2.55	-	-	-	-	-	-	-
	Oklahoma City	AHL	5	2	1	1	232	14	0	3.63	-	-	-	-	-	-	-
WHL TOTALS			197	115	55	19	11247	510	8	2.72	32	14	17	1855	92	2	2.98
ECHL TOTALS			52	21	8	7	2790	147	1	3.16	4	1	1	178	9	0	3.03
AHL TOTALS			36	2	1	1	260	19	0	4.38	-	-	-	-	-	-	-

Edmonton's 5th round selection, 121st overall, in the 2010 NHL Draft.



EVAN CAMPBELL LEFT WING

6'2" 190 lbs. Shoots: Left Born: March 1, 1993; Port Coquitlam, BC

REGULAR SEASON								PLAYOFFS				
SEASON	TEAM	LEAGUE	GP	G	A	PTS	PIM	GP	G	A	PTS	PIM
2010-11	Cowichan	BCHL	1	0	0	0	0	-	-	-	-	-
2011-12	Coquitlam	BCHL	17	1	1	2	17	-	-	-	-	-
2011-12	Langley	BCHL	31	11	8	19	18	-	-	-	-	-
2012-13	Langley	BCHL	51	20	46	66	46	-	-	-	-	-
2013-14	UMass-Lowell	H-East	33	9	2	11	18	-	-	-	-	-
BCHL TOTALS			100	32	55	87	81	-	-	-	-	-
NCAA TOTALS			33	9	2	11	18	-	-	-	-	-

Edmonton's 5th round selection, 128th overall, in the 2013 NHL Draft



GREG CHASE CENTRE

6'0" 189 lbs. Shoots: Right Born: January 1, 1995; Sherwood Park, AB

REGULAR SEASON								PLAYOFFS				
SEASON	TEAM	LEAGUE	GP	G	A	PTS	PIM	GP	G	A	PTS	PIM
2010-11	Calgary	WHL	5	0	0	0	6	-	-	-	-	-
2011-12	Calgary	WHL	60	6	22	28	41	5	1	1	2	11
2012-13	Calgary	WHL	69	17	32	49	58	17	3	7	10	24
2013-14	Calgary	WHL	70	35	50	85	83	6	4	5	9	2
	Oklahoma City	AHL	5	1	0	1	4	-	-	-	-	-
WHL TOTALS			204	58	104	162	188	28	8	13	21	37
AHL TOTALS			5	1	9	1	4	-	-	-	-	-

Edmonton's 7th round selection, 188th overall, in the 2013 NHL Draft



BRANDON DAVIDSON DEFENCE

6'2" 214 lbs. Shoots: Left Born: August 21, 1991; Lethbridge, AB

REGULAR SEASON								PLAYOFFS				
SEASON	TEAM	LEAGUE	GP	G	A	PTS	PIM	GP	G	A	PTS	PIM
2009-10	Regina	WHL	59	1	33	34	37	-	-	-	-	-
2010-11	Regina	WHL	72	8	44	52	71	-	-	-	-	-
	Oklahoma City	AHL	1	0	0	0	0	1	0	0	0	0
2011-12	Regina	WHL	69	13	36	49	83	4	0	1	1	6
2012-13	Oklahoma City	AHL	26	2	3	5	14	17	0	6	6	2
	Stockton	ECHL	11	7	5	12	4	-	-	-	-	-
2013-14	Oklahoma City	AHL	68	5	8	13	58	3	0	1	1	0
WHL TOTALS			200	22	102	144	191	4	0	1	1	6
AHL TOTALS			95	7	11	18	72	21	0	7	7	0

Edmonton's 6th round selection, 162nd overall, in the 2010 NHL Draft.



LEON DRAISAITL CENTRE

6'2" 204 lbs. Shoots: Left Born: October 27, 1995; Cologne, GER

REGULAR SEASON								PLAYOFFS				
SEASON	TEAM	LEAGUE	GP	G	A	PTS	PIM	GP	G	A	PTS	PIM
2010-11	Mannheim	DNL	6	0	1	1	2	-	-	-	-	-
2011-12	Mannheim	DNL	35	21	35	56	39	8	6	6	12	2
2012-13	Prince Albert	WHL	64	21	37	58	22	4	0	4	4	0
	Germany	WJHC	6	2	4	6	2	-	-	-	-	-
2013-14	Prince Albert	WHL	64	38	67	105	24	4	1	2	3	4
	Germany	WJHC	6	2	4	6	52	-	-	-	-	-
	Germany	WHC	7	1	3	4	0	-	-	-	-	-
WHL TOTALS			128	59	104	163	46	8	1	6	7	4

Edmonton's 1st round selection, 3rd overall in the 2014 NHL Draft.

**TRAVIS EWANYK** CENTRE

6'1" 202 lbs. Shoots: Left Born: March 29, 1993; St. Albert, AB

		REGULAR SEASON					PLAYOFFS					
SEASON	TEAM	LEAGUE	GP	G	A	PTS	PIM	GP	G	A	PTS	PIM
2008-09	Edmonton	WHL	2	0	0	0	0	3	0	0	0	0
2009-10	Edmonton	WHL	42	1	4	5	45	-	-	-	-	-
2010-11	Edmonton	WHL	72	16	11	27	126	4	0	0	0	13
2011-12	Edmonton	WHL	11	1	3	4	8	20	3	2	5	10
2012-13	Edmonton	WHL	58	8	15	23	119	22	6	4	10	26
2013-14	Oklahoma City	AHL	68	7	5	12	100	3	0	1	1	4
WHL TOTALS			185	26	33	59	298	49	9	6	15	49
AHL TOTALS			68	7	5	12	100	3	0	1	1	4

Edmonton's 5th selection (4th round), 74th overall in 2011 NHL Entry Draft.

**MARTIN GERNAT** DEFENCE

6'4" 202 lbs. Shoots: Left Born: April 11, 1993; Kosice, SVK

		REGULAR SEASON					PLAYOFFS					
SEASON	TEAM	LEAGUE	GP	G	A	PTS	PIM	GP	G	A	PTS	PIM
2009-10	Kosice	SVK U1841	4	24	28	22		-	-	-	-	-
2010-11	Kosice	SVK U2028	3	15	18	20		12	3	3	6	10
2011-12	Edmonton	WHL	60	9	46	55	46	20	7	6	13	8
2012-13	Edmonton	WHL	23	3	10	13	14	22	6	11	17	6
2013-14	Oklahoma City	AHL	57	4	17	21	26	1	0	0	0	0
	Bakersfield	ECHL	3	0	1	1	6	-	-	-	-	-
WHL TOTALS			83	12	56	68	60	42	13	17	30	14
SVK TOTALS			69	7	39	46	42	12	3	3	6	10
ECHL TOTALS			3	0	1	1	6	-	-	-	-	-
AHL TOTALS			57	4	17	21	26	1	0	0	0	0


Edmonton's 5th round selection, 122nd overall, in the 2011 NHL Draft.

**CURTIS HAMILTON** LEFT WING

6'2" 212 lbs. Shoots: Left Born: December 4, 1991; Tacoma, WA

		REGULAR SEASON					PLAYOFFS					
SEASON	TEAM	LEAGUE	GP	G	A	PTS	PIM	GP	G	A	PTS	PIM
2006-07	Saskatoon	WHL	2	0	0	0	0	-	-	-	-	-
2007-08	Saskatoon	WHL	68	14	13	27	43	-	-	-	-	-
2008-09	Saskatoon	WHL	58	20	28	48	24	7	1	1	2	2
2009-10	Saskatoon	WHL	26	7	9	16	6	5	2	1	3	6
2010-11	Saskatoon	WHL	62	26	56	82	22	10	4	7	11	4
2011-12	Oklahoma City	AHL	41	5	6	11	8	2	0	0	0	2
2012-13	Oklahoma City	AHL	61	5	4	9	10	1	0	0	0	0
2013-14	Oklahoma City	AHL	43	8	8	16	23	3	1	0	1	2
AHL TOTALS			145	18	18	36	41	6	1	0	1	4
WHL TOTALS			216	67	106	173	95	22	7	9	16	12

Edmonton's 2nd round selection, 48th overall, in the 2010 NHL Entry Draft.




RYAN HAMILTON LEFT WING

6'2" 219 lbs. Shoots: Left Born: April 15, 1985; Oshawa, ON

SEASON	TEAM	LEAGUE	REGULAR SEASON					PLAYOFFS				
			GP	G	A	PTS	PIM	GP	G	A	PTS	PIM
2006-07	Houston	AHL	62	7	9	16	36	-	-	-	-	-
2007-08	Houston	AHL	72	20	19	39	38	2	1	0	1	0
2008-09	Houston	AHL	29	8	4	12	24	-	-	-	-	-
	Houston	AHL	36	7	6	13	33	6	1	2	3	4
2009-10	Toronto	AHL	47	16	9	25	37	-	-	-	-	-
2010-11	Toronto	AHL	45	16	12	28	21	-	-	-	-	-
2011-12	Toronto	AHL	74	25	26	51	36	17	2	3	5	6
	TORONTO	NHL	2	0	1	1	2	-	-	-	-	-
2012-13	Toronto	AHL	56	30	18	48	31	4	1	1	2	0
	TORONTO	NHL	10	0	2	2	0	2	0	1	1	0
2013-14	Oklahoma City	AHL	30	7	9	16	26	-	-	-	-	-
	EDMONTON	NHL	2	0	0	0	0	-	-	-	-	-
	AHL TOTALS		451	136	112	248	282	29	5	6	11	10
	NHL TOTALS		14	0	3	3	2	2	0	1	1	0

Signed as a free agent on July 5, 2013.




JACKSON HOUCK RIGHT WING

6'1" 198 lbs. Shoots: Right Born: February 27, 1995; North Vancouver, BC

SEASON	TEAM	LEAGUE	REGULAR SEASON					PLAYOFFS				
			GP	G	A	PTS	PIM	GP	G	A	PTS	PIM
2011-12	Vancouver Giants	WHL	53	8	12	20	39	6	0	4	4	2
2012-13	Vancouver Giants	WHL	69	23	34	57	68	-	-	-	-	-
2013-14	Vancouver Giants	WHL	69	34	27	61	72	4	1	1	2	5
	WHL TOTALS		191	65	73	138	179	10	1	5	6	7

Edmonton's 4th round selection, 94th overall, in the 2013 NHL Draft.



KALE KESSY LEFT WING

6'3" 212 lbs. Shoots: Left Born: December 4, 1992; Shaunavon, SK

SEASON	TEAM	LEAGUE	REGULAR SEASON					PLAYOFFS				
			GP	G	A	PTS	PIM	GP	G	A	PTS	PIM
2008-09	Medicine Hat	WHL	9	0	0	2	0	12	1	3	4	10
2009-10	Medicine Hat	WHL	70	11	18	29	123	14	3	3	6	37
2010-11	Medicine Hat	WHL	65	10	14	24	129	2	0	1	1	2
2011-12	Medicine Hat	WHL	11	1	3	4	8	20	3	2	5	10
2012-13	Medicine Hat	WHL	2	2	0	2	17	-	-	-	-	-
	Vancouver	WHL	27	7	9	16	45	-	-	-	-	-
	Kamloops	WHL	31	12	13	25	44	15	11	3	14	21
2013-14	Oklahoma City	AHL	54	2	4	6	88	-	-	-	-	-
	Bakersfield	ECHL	3	1	0	1	0	-	-	-	-	-
	WHL TOTALS		215	43	57	100	356	63	18	12	30	80
	ECHL TOTALS		3	1	0	1	0	-	-	-	-	-
	AHL TOTALS		54	2	4	6	88	-	-	-	-	-

Acquired in a trade with the Phoenix Coyotes on April 6, 2013, in exchange for Tobias Rieder.

**JUJHAR KHAIRA** LEFT WING**6'3" 214 lbs. Shoots: Left Born:** August 13, 1994; Surrey, BC


REGULAR SEASON								PLAYOFFS				
SEASON	TEAM	LEAGUE	GP	G	A	PTS	PIM	GP	G	A	PTS	PIM
2010-11	Prince George	BCHL	58	10	32	42	21	-	-	-	-	-
2011-12	Prince George	BCHL	54	29	50	79	69	4	0	2	2	2
2012-13	Michigan Tech	WCHA	37	6	19	25	49	-	-	-	-	-
2013-14	Everett	WHL	59	16	27	43	59	4	3	1	4	8
	Oklahoma City	AHL	6	0	0	0	2	3	1	0	1	0
	BCHL TOTALS		112	39	82	123	90	4	0	2	2	2
	WCHA TOTALS		37	6	19	25	49	-	-	-	-	-
	WHL TOTALS		59	16	27	43	59	4	3	1	4	8
	AHL TOTALS		6	0	0	0	2	3	1	0	1	0

Edmonton's 3rd round selection, 63rd overall, in the 2012 NHL Draft.

**JOEY LALEGGIA** DEFENCE**5'10" 186 lbs. Shoots: Left Born:** June 24, 1992; Burnaby, BC

REGULAR SEASON								PLAYOFFS				
SEASON	TEAM	LEAGUE	GP	G	A	PTS	PIM	GP	G	A	PTS	PIM
2009-10	Penticton Vees	BCHL	54	13	52	65	19	16	2	10	12	8
2010-11	Penticton Vees	BCHL	58	20	62	82	47	9	1	9	10	12
2011-12	University of Denver	WCHA	43	11	27	38	35	-	-	-	-	-
2012-13	University of Denver	WCHA	39	11	18	29	31	-	-	-	-	-
2013-14	Denver	NCHC	37	12	13	25	36	-	-	-	-	-
	BCHL TOTALS		112	33	114	147	66	25	3	19	22	20
	NCAA TOTALS		119	34	58	92	102	-	-	-	-	-

Edmonton's 5th round selection, 123rd overall, in the 2012 NHL Entry Draft.

**JOHN McCARRON** RIGHT WING**6'2" 228 lbs. Shoots: Right Born:** April 16, 1992; Macomb, MI

REGULAR SEASON								PLAYOFFS				
SEASON	TEAM	LEAGUE	GP	G	A	PTS	PIM	GP	G	A	PTS	PIM
2008-09	Motor City	NAHL	3	0	0	0	2	-	-	-	-	-
	Lincoln	USHL	19	2	0	2	11	7	0	2	2	4
2009-10	Lincoln	USHL	58	7	19	26	114	-	-	-	-	-
2010-11	Lincoln	USHL	60	24	33	57	113	2	0	0	0	4
2011-12	Cornell	ECAC	35	6	13	19	61	-	-	-	-	-
2012-13	Cornell	ECAC	33	7	12	19	84	-	-	-	-	-
2013-14	Cornell	ECAC	32	7	17	24	43	-	-	-	-	-
	NAHL TOTALS		3	0	0	0	2	-	-	-	-	-
	USHL TOTALS		137	33	52	85	238	-	-	-	-	-
	NCAA TOTALS		100	20	42	62	188	-	-	-	-	-

Edmonton's 6th round selection, 153rd overall, in the 2012 NHL Draft



ANDREW MILLER CENTRE

5'10" 181 lbs. Shoots: Right Born: September 18, 1988; Bloomfield Hills, MI

SEASON	TEAM	LEAGUE	REGULAR SEASON					PLAYOFFS				
			GP	G	A	PTS	PIM	GP	G	A	PTS	PIM
2007-08	Chicago	USHL	59	14	27	41	28	7	2	4	6	4
2008-09	Chicago	USHL	58	32	50	82	76	-	-	-	-	-
2009-10	Yale	ECAC	34	5	29	34	12	-	-	-	-	-
2010-11	Yale	ECAC	36	12	33	45	18	-	-	-	-	-
2011-12	Yale	ECAC	34	7	29	36	8	-	-	-	-	-
2012-13	Yale	ECAC	37	18	23	41	15	-	-	-	-	-
2013-14	Oklahoma City	AHL	52	8	26	34	14	3	0	0	0	4
USHL TOTALS			117	46	77	123	104	-	-	-	-	-
ECAC TOTALS			141	42	114	156	53	-	-	-	-	-
AHL TOTALS			52	8	26	34	14	3	0	0	0	4

Signed as a free agent by Edmonton on April 17, 2013



MITCHELL MOROZ LEFT WING

6'2" 214 lbs. Shoots: Left Born: May 3, 1994; Calgary, AB

SEASON	TEAM	LEAGUE	REGULAR SEASON					PLAYOFFS				
			GP	G	A	PTS	PIM	GP	G	A	PTS	PIM
2009-10	Edmonton	WHL	7	0	1	1	2	0	0	0	0	0
2010-11	Edmonton	WHL	1	0	0	0	0	0	0	0	0	0
2011-12	Edmonton	WHL	66	16	9	25	131	20	4	4	8	24
2012-13	Edmonton	WHL	69	13	21	34	140	22	2	5	7	41
2013-14	Edmonton	WHL	70	35	28	63	156	21	6	13	19	40
WHL TOTALS			213	64	58	122	427	63	12	22	34	105

Edmonton's 2nd round selection, 32nd overall, in the 2012 NHL Draft.



AIDAN MUIR LEFT WING

6'3" 191 lbs. Shoots: Right Born: August 21, 1995; Brampton, ON

SEASON	TEAM	LEAGUE	REGULAR SEASON					PLAYOFFS				
			GP	G	A	PTS	PIM	GP	G	A	PTS	PIM
2012-13	Victory Honda AAA	MWEHL	37	17	23	40	41	-	-	-	-	-
2013-14	Indiana	USHL	54	14	27	41	60	10	1	1	2	2
MWEHL TOTALS			37	17	23	40	41	-	-	-	-	-
USHL TOTALS			54	14	27	41	60	10	1	1	2	2

Edmonton's 4th round selection, 113th overall, in the 2013 NHL Draft

**DAVID MUSIL** DEFENCE

6'4" 211 lbs. Shoots: Left Born: April 9, 1993; Delta, BC

REGULAR SEASON								PLAYOFFS				
SEASON	TEAM	LEAGUE	GP	G	A	PTS	PIM	GP	G	A	PTS	PIM
2009-10	Vancouver	WHL	71	7	25	32	67	16	2	2	4	8
2010-11	Vancouver	WHL	62	6	19	25	83	4	0	1	1	2
2011-12	Vancouver	WHL	59	6	21	27	104	-	-	-	-	-
2012-13	Vancouver	WHL	14	2	6	8	18	-	-	-	-	-
	Edmonton	WHL	48	7	16	23	56	22	0	6	6	26
2013-14	Oklahoma City	AHL	61	2	10	12	54	2	0	1	1	0
	Bakersfield	ECHL	3	1	0	1	2	-	-	-	-	-
	WHL TOTALS		254	28	87	115	328	42	2	9	11	36
	ECHL TOTALS		3	1	0	1	2	-	-	-	-	-
	AHL TOTALS		61	2	10	12	54	2	0	1	1	0

Edmonton's 2nd round selection, 31st overall, in the 2011 NHL Entry Draft

**DARNELL NURSE** DEFENCE

6'4" 205 lbs. Shoots: Left Born: February 4, 1995; Hamilton, ON

REGULAR SEASON								PLAYOFFS				
SEASON	TEAM	LEAGUE	GP	G	A	PTS	PIM	GP	G	A	PTS	PIM
2011-12	Sault Ste. Marie	OHL	53	1	9	10	61	-	-	-	-	-
2012-13	Sault Ste. Marie	OHL	68	12	29	41	116	-	-	-	-	-
2013-14	Sault Ste. Marie	OHL	64	13	37	50	91	9	3	5	8	12
	Oklahoma City	AHL	4	0	1	1	0	3	0	1	1	7
	OHL TOTALS		185	26	75	101	268	15	4	8	12	18
	AHL TOTALS		4	0	1	1	0	3	0	1	1	7

Edmonton's 1st round selection, 7th overall, in the 2013 NHL Draft.

**JORDAN OESTERLE** DEFENCE

6'0" 182 lbs. Shoots: Left Born: June 25, 1992; Dearborn Heights, MI

REGULAR SEASON								PLAYOFFS				
SEASON	TEAM	LEAGUE	GP	G	A	PTS	PIM	GP	G	A	PTS	PIM
2011-12	Western Michigan	CCHA	41	2	6	8	8	-	-	-	-	-
2012-13	Western Michigan	CCHA	38	3	6	9	14	-	-	-	-	-
2013-14	Western Michigan	NCHC	34	2	15	17	27	-	-	-	-	-
	Oklahoma City	AHL	4	1	0	1	2	1	0	0	0	0
	NCAA TOTALS		113	7	27	34	49	-	-	-	-	-
	AHL TOTALS		4	1	0	1	2	1	0	0	0	0

Signed as a free agent on March 31, 2014.



TYLER PITLICK CENTRE

6'0" 202 lbs. Shoots: Right Born: November 1, 1991; Minneapolis, MN

		REGULAR SEASON					PLAYOFFS					
SEASON	TEAM	LEAGUE	GP	G	A	PTS	PIM	GP	G	A	PTS	PIM
2009-10	Minnesota-Mankato	WCHA	38	11	8	19	27	-	-	-	-	-
2010-11	Medicine Hat	WHL	56	27	35	62	31	4	3	2	5	2
2011-12	Oklahoma City	AHL	62	7	16	23	28	13	2	5	7	2
2012-13	Oklahoma City	AHL	44	3	7	10	10	16	2	4	6	8
2013-14	Oklahoma City	AHL	39	8	14	22	10	2	0	0	0	0
	EDMONTON	NHL	10	1	0	1	0	-	-	-	-	-
	WCHA TOTALS		38	11	8	19	27	-	-	-	-	-
	WHL TOTALS		56	27	35	62	31	-	-	-	-	-
	AHL TOTALS		145	18	37	55	48	31	4	9	13	10
	NHL TOTALS		10	1	0	1	0	-	-	-	-	-

Edmonton's 2nd choice, 31st overall, in the 2010 NHL Entry Draft.



KYLE PLATZER RIGHT WING

5'11" 182 lbs. Shoots: Right Born: March 4, 1995; Kitchener, ON

		REGULAR SEASON					PLAYOFFS					
SEASON	TEAM	LEAGUE	GP	G	A	PTS	PIM	GP	G	A	PTS	PIM
2011-12	London	OHL	4	0	1	1	0	-	-	-	-	-
2012-13	London	OHL	65	5	17	22	15	21	2	4	6	8
2013-14	London	OHL	39	9	8	17	14	-	-	-	-	-
	Owen Sound	OHL	27	13	6	19	12	5	1	2	3	6
	OHL TOTALS		96	18	24	42	27	26	3	6	9	14

Edmonton's 4th round selection, 96th overall, in the 2013 NHL Draft.



MARCO ROY RIGHT WING

6'0" 183 lbs. Shoots: Left Born: November 5, 1994; Boisbriand, QC

		REGULAR SEASON					PLAYOFFS					
SEASON	TEAM	LEAGUE	GP	G	A	PTS	PIM	GP	G	A	PTS	PIM
2010-11	Montreal	QMJHL	3	0	1	1	0	-	-	-	-	-
2011-12	Blainville-Boisbriand	QMJHL	63	17	22	39	29	11	6	8	14	14
2012-13	Blainville-Boisbriand	QMJHL	65	29	38	67	68	15	6	13	19	10
2013-14	Blainville-Boisbriand	QMJHL	39	14	21	35	39	20	4	8	12	14
	QMJHL TOTALS		170	60	82	142	136	46	16	29	45	38

Edmonton's 2nd round selection, 56th overall, in the 2013 NHL Draft.



DILLON SIMPSON DEFENCE

6'1" 194 lbs. Shoots: Left Born: February 10, 1993; Edmonton, AB

		REGULAR SEASON					PLAYOFFS					
SEASON	TEAM	LEAGUE	GP	G	A	PTS	PIM	GP	G	A	PTS	PIM
2008-09	Spruce Grove	AJHL	1	0	0	0	0	-	-	-	-	-
2009-10	Spruce Grove	AJHL	58	12	29	41	19	16	0	6	6	4
2010-11	U of North Dakota	WCHA	30	2	8	10	8	-	-	-	-	-
2011-12	U of North Dakota	WCHA	42	2	16	18	8	-	-	-	-	-
2012-13	U of North Dakota	WCHA	42	5	19	24	12	-	-	-	-	-
2013-14	U of North Dakota	NCHC	42	7	16	23	20	-	-	-	-	-
	AJHL TOTALS		59	12	29	41	19	16	0	6	6	4
	NCAA TOTALS		156	16	59	75	48	-	-	-	-	-

Edmonton's 4th round selection, 92nd overall, in the 2011 NHL Draft.

**ANTON SLEPYSHEV** LEFT WING**6'2" 187 lbs. Shoots: Right Born: May 13, 1994; Penza, RUS**

REGULAR SEASON								PLAYOFFS				
SEASON	TEAM	LEAGUE	GP	G	A	PTS	PIM	GP	G	A	PTS	PIM
2011-12	Novokuznetsk	KHL	39	4	3	7	2	-	-	-	-	-
2012-13	Novokuznetsk	KHL	15	3	0	3	2	-	-	-	-	-
	Ufa	KHL	11	4	2	6	2	14	0	0	0	0
2013-14	Novokuznetsk	KHL	15	3	0	3	2	-	-	-	-	-
	Ufa	KHL	11	4	2	6	2	14	0	0	0	0
KHL TOTALS			91	18	17	35	10	14	0	0	0	0

Edmonton's 3rd round selection, 88th overall, in the 2013 NHL Draft

**FRANS TUOHIMAA** GOALTENDER**6'2" 191 lbs. Catches: Right Born: August 19, 1991; Helsinki, Finland**

REGULAR SEASON											PLAYOFFS						
SEASON	TEAM	LEAGUE	GP	W	L	OTL	MINS	GA	SO	GAA	GP	W	L	MINS	GA	SO	GAA
2009-10	HIFK U20	FNL JR.	20	-	-	-	-	-	-	2.89	12	-	-	-	-	-	2.67
2010-11	Jokerit	FNL JR.	37	-	-	-	2183	-	-	2.14	7	-	-	-	-	-	2.97
2011-12	Jokerit	FNL	18	6	6	5	1042	46	2	2.65	-	-	-	-	-	-	-
2012-13	Jokerit	FNL	13	5	2	6	787	30	0	2.29	-	-	-	-	-	-	-
2013-14	HPK	SM-Liiga	19	5	10	3	981	51	1	3.12	-	-	-	-	-	-	-
	Oklahoma City	AHL	1	1	0	0	65	2	0	1.85	-	-	-	-	-	-	-
FNL JR. TOTALS			57	-	-	-	-	-	-	2.45	19	-	-	-	-	-	2.77
FNL TOTALS			50	16	18	14	2810	127	3	2.71	-	-	-	-	-	-	-
AHL TOTALS			1	1	0	0	65	2	0	1.85	-	-	-	-	-	-	-

Edmonton's 7th round selection, 182nd overall, in 2011 NHL Entry Draft.

**BOGDAN YAKIMOV** CENTRE**6'5" 232 lbs. Shoots: Left Born: October 4, 1994; Nizhnekamsk, RUS**

REGULAR SEASON								PLAYOFFS				
SEASON	TEAM	LEAGUE	GP	G	A	PTS	PIM	GP	G	A	PTS	PIM
2011-12	Reaktor Nizhnekamsk	MHL	46	15	10	25	10	2	2	1	3	0
2012-13	Dizel Penza	VHL	21	3	6	9	12	-	-	-	-	-
	Izhtal Izhevsk	VHL	16	5	8	13	4	-	-	-	-	-
	Reaktor Nizhnekamsk	MHL	11	6	7	13	2	-	-	-	-	-
2013-14	Nizhnekamsk Neftekhimik	KHL	33	7	5	12	2	-	-	-	-	-
MHL TOTALS			57	21	17	38	12	2	2	1	3	0
VHL TOTALS			37	8	14	22	16	-	-	-	-	-
KHL TOTALS			33	7	5	12	2	-	-	-	-	-

Edmonton's 3rd round selection, 83rd overall, in the 2013 NHL Draft



GOALTEENDERS NAME	POS	HT	WT	CATCHES	BIRTHDATE	BIRTHPLACE	2013-14 TEAM	GP	GA	MIN	SV%
1 Laurent Brossot	G	6'3"	202	L	03/23/93	Surrey, BC	Bakersfield (EHL) Alaska (ECHL)	35	74	2079	1,000
30 Ben Scrivens	G	6'2"	181	L	09/11/86	Spruce Grove, AB	Oklahoma City (AHL) Edmonton (NHL)	21	62	1235	916
32 Richard Bachman	G	5'10"	183	L	07/25/87	Salt Lake City, UT	Los Angeles (NHL) Edmonton (NHL)	19	32	975	931
34 Tyler Bunz	G	6'1"	205	L	02/11/92	St. Albert, AB	Oklahoma City (AHL) Bakersfield (EHL)	52	153	3074	916
35 Viktor Fasth	G	6'0"	181	L	08/08/82	Kalix, SWE	Oklahoma City (AHL) Edmonton (NHL)	15	28	660	908
38 Ty Rimmer	G	6'0"	176	L	03/23/92	Edmonton, AB	Edmonton (NHL)	5	15	305	885
50 Keven Bouchard	G	6'1"	202	L	04/19/96	Edmonton, AB	Quad City (CHL) Oklahoma City (AHL)	39	106	2242	906
60 Frans Tuohimaa	G	6'2"	191	R	08/19/91	Metabetchouan, QC Helsinki, FIN	Vai d'Or (QMJHL) HPK (SM-liiga)	27	72	1462	887
DEFENCE NAME	POS	HT	WT	SHOOT	BIRTHDATE	BIRTHPLACE	2013-14 TEAM	GP	GA	MIN	PIM
2 Jeff Petry	D	6'3"	198	R	12/09/87	Farmington Hills, MI	Edmonton (NHL)	6	1	65	42
5 Mark Fagne	D	6'3"	215	R	05/15/87	Nashua, NH	Edmonton (NHL)	80	7	10	17
19 Justin Schultz	D	6'2"	190	R	07/06/90	Kelowna, BC	New Jersey (NHL)	72	4	7	30
21 Andrew Ference	D	5'11"	184	R	03/17/79	Stewart Park, AB	Edmonton (NHL)	74	11	22	33
22 Keith Kulle	D	6'6"	222	L	06/11/88	Rouleau, SK	Edmonton (NHL)	3	15	18	63
55 Brad Hunt	D	5'9"	187	L	08/24/88	Maple Ridge, BC	Tampa Bay (NHL) Edmonton (NHL)	0	0	0	0
74 Darnell Nurse	D	6'4"	205	L	02/04/95	Hamilton, ON	Oklahoma City (AHL) Sault Ste. Marie (OHL)	3	0	39	0
75 Ben Becker	D	6'6"	215	L	09/29/94	Cranbrook, BC	Oklahoma City (AHL)	66	13	37	50
78 Martin Gernat	D	6'4"	202	L	04/11/93	Kosice, SVK	Edmonton (NHL)	64	7	14	21
79 Dillon Simpson	D	6'1"	194	L	02/10/93	Edmonton, AB	Oklahoma City (AHL)	68	4	1	102
82 Jordan Oesterle	D	6'0"	182	L	06/25/92	Dearborn Heights, MI	Bakersfield (EHL) N. Dakota (NCHC)	3	0	1	26
83 Connor Boland	D	6'2"	193	L	11/29/94	Whitby, ON	Oklahoma City (AHL)	42	7	16	23
84 Oscar Klefbom	D	6'3"	210	L	07/23/93	Karlstad, SWE	Peterborough (OHL) Edmonton (NHL)	34	2	15	17
85 Martin Marinic	D	6'4"	203	L	02/18/92	Kosice, SVK	Oklahoma City (AHL)	4	1	0	1
86 Nikita Nikitin	D	6'4"	211	L	06/16/86	Omsk, RUS	Edmonton (NHL)	17	3	8	11
87 David Musil	D	6'4"	217	L	04/09/93	Delta, BC	Edmonton (NHL)	1	2	9	10
88 Brandon Davidson	D	6'2"	214	L	08/21/91	Lethbridge, AB	Oklahoma City (AHL)	44	0	6	6
89 CJ Ludwig	D	5'11"	199	R	06/08/90	Little Elm, TX	Columbus (NHL)	24	3	4	16
90 Graeme Craig	D	6'5"	205	L	05/03/93	Red Deer, AB	Oklahoma City (AHL)	66	2	13	54
							Oklahoma City (AHL)	2	10	12	12
							Bakersfield (EHL)	3	1	0	2
							Oklahoma City (AHL)	68	5	8	13
							Northern Mich. (WCHA)	13	5	7	12
							Saskatoon (WHL)	44	4	20	44
							Prince Albert (WHL)	27	1	6	0
							Oklahoma City (AHL)	1	0	0	7
91 Jordan Rowley	D	5'11"	185	L	04/03/90	Edmonton, AB	Alberta (CWJAAA)	28	8	22	30



FORWARD NAME	POS	HT	WT	SHOOTS	BIRTHDATE	BIRTHPLACE	2013-14 TEAM	GP	G	A	PTS	PIM
4 Taylor Hall	LW	6'1"	198	L	11/14/91	Calgary, AB	Edmonton (NHL)	75	27	53	80	44
5 Jesse Joensuu	LW	6'4"	213	L	10/05/87	Port, FIN	Edmonton (NHL)	42	13	13	5	16
6 Nail Yakupov	RW	6'0"	197	R	10/06/93	Nizhnekamsk, RUS	Edmonton (NHL)	36	11	12	24	35
10 Steve Pinzotto	RW	6'1"	205	R	04/26/84	Mississauga, ON	Edmonton (NHL)	30	0	17	16	12
							Edmonton (AHL)	21	0	17	16	1
							Edmonton (AHL)	30	0	37	65	18
14 Jordan Eberle	RW	5'11"	183	R	05/15/90	Regina, SK	Edmonton (NHL)	28	0	37	0	7
15 Kevin Westgarth	RW	6'4"	228	R	02/07/84	Amherst, ON	Carolina (NHL)	12	4	3	0	4
16 Teddy Purcell	RW	6'2"	198	R	09/08/85	St. John's, NL	Tampa Bay (NHL)	36	3	3	0	64
20 Luke Gazdic	RW	6'4"	233	R	07/25/89	Toronto, ON	Edmonton (NHL)	81	12	30	42	14
23 Matt Hendricks	C	6'0"	211	L	06/17/81	Blaine, MN	Edmonton (NHL)	67	3	4	4	127
26 Mark Arcobello	C	5'8"	172	R	08/12/88	Milford, CT	Edmonton (NHL)	44	2	3	3	58
27 Boyd Gordon	C	6'0"	200	R	10/19/83	Unity, SK	Edmonton (NHL)	15	17	17	8	6
29 Lason Williams	RW	5'11"	181	R	08/11/80	London, ON	Edmonton (NHL)	74	18	18	28	9
36 Mitch Holmberg	RW	5'11"	174	R	03/09/93	Sooke, BC	Ambr. (Swiss-A)	32	6	16	118	25
37 Josh Winquist	LW	5'11"	172	L	09/08/93	Sherwood Park, AB	Oklahoma City (AHL)	1	0	15	0	0
39 Bogdan Yakimov	C	6'5"	232	L	10/04/94	St. Albert, AB	Oklahoma City (AHL)	67	47	46	93	44
41 Will Acton	C	6'3"	202	L	07/16/87	Nizhnekamsk, RUS	Oklahoma City (AHL)	1	0	0	0	2
42 Marco Roy	C	6'0"	183	L	10/05/94	Nizhnekamsk, RUS	Oklahoma City (AHL)	33	7	5	12	5
45 Matt Ford	RW	6'0"	203	L	10/09/84	Edina, MN	Edmonton (NHL)	30	15	17	32	21
46 Chris Baltsberger	RW	6'0"	202	R	10/29/84	Breisland, OC	Baltimore (AHL)	39	3	11	5	39
48 Ryan Hamilton	LW	6'2"	219	L	04/15/85	West Hills, CA	Oklahoma City (AHL)	37	2	26	37	7
						Zurich (Swiss-A)	Oklahoma City (AHL)	48	25	26	9	18
						Oshawa, ON	Edmonton (NHL)	0	0	0	0	0
49 Kale Kessy	LW	6'3"	212	L	12/04/92	Shawnigan, SK	Oklahoma City (AHL)	2	0	0	16	26
51 Anton Lander	C	6'0"	186	L	04/24/91	Sundsvall, SWE	Oklahoma City (AHL)	54	7	0	16	88
53 Mitchell Moroz	LW	6'2"	214	L	05/03/94	Calgary, AB	Edmonton (NHL)	3	1	0	1	0
54 Juhani Pietari	LW	6'5"	214	L	08/19/94	Surrey, BC	Edmonton (NHL)	27	0	4	1	4
55 Leon Drasathil	C	6'1"	210	L	10/27/95	Colerne, GER	Oklahoma City (AHL)	34	3	34	56	30
57 David Perron	LW	6'0"	200	R	05/28/88	Sherbrooke, QC	Edmonton (NHL)	46	18	34	56	30
58 Andrew Miller	RW	5'10"	181	R	09/18/88	Bloomfield, MI	Edmonton (NHL)	50	13	22	43	159
61 Jackson Houck	RW	6'1"	198	R	02/27/95	North Vancouver, BC	Edmonton (NHL)	9	0	0	9	0
62 Iiro Pakarinen	RW	5'9"	215	R	08/25/91	Lovisa, FIN	Vancouver (NHL)	69	34	27	61	72
64 Vladimir Kachev	LW	5'9"	141	R	10/05/95	Omsk, RUS	Helsinki (SM-Liga)	20	0	10	30	32
65 Alex Krushelnyski	LW	5'11"	181	L	11/14/90	Bloomfield, MI	Moncton (AHL)	2	0	0	0	0
66 Connor Jones	LW	5'9"	176	L	08/16/90	Colorado Springs, CO	Colorado (AHL)	20	1	23	9	16
67 Benoit Pouliot	LW	6'3"	193	R	09/29/86	Montrose, BC	Edmonton (NHL)	40	10	23	38	47
68 Tyler Pitlick	RW	6'0"	202	R	11/07/91	Alfred, ON	Oklahoma City (AHL)	80	15	21	36	42
70 Curtis Hamilton	LW	5'2"	182	R	12/04/91	Minneapolis, MN	Edmonton (NHL)	10	1	0	0	56
71 Kyle Platzer	C	5'11"	212	L	03/04/95	Tacoma, WA	Oklahoma City (AHL)	39	8	14	22	10
72 Greg Chase	C	6'0"	189	R	01/01/95	Kitchener, ON	London (AHL)	27	0	8	17	14
76 Travis Ewanyk	LW	6'1"	202	L	03/29/93	Sherwood Park, AB	Owen Sound (AHL)	13	35	50	85	83
81 Keenan Jones	LW	5'9"	180	L	08/16/90	St. Albert, AB	Oklahoma City (AHL)	70	17	17	100	100
						Montrose, BC	Quinnipiac (ECAC)	68	4	24	42	27
93 Ryan Nugent-Hopkins	C	6'0"	190	L	04/12/93	Burnaby, BC	Oklahoma City (AHL)	5	19	37	56	26



NHL 2013 - 2014 FINAL STANDINGS

EASTERN CONFERENCE - 2013-2014

ATLANTIC	GP	W	L	OT	PTS	ROW	GF	GA	HOME	AWAY	S/O	L10
p - BOSTON	82	54	19	9	117	51	261	177	31-7-3	23-12-6	3-6	5-2-3
x - TAMPA BAY	82	46	27	9	101	38	240	215	25-10-6	21-17-3	8-6	7-3-0
x - MONTREAL	82	46	28	8	100	40	215	204	23-13-5	23-15-3	6-3	7-2-1
x - DETROIT	82	39	28	15	93	34	222	230	18-13-10	21-15-5	5-9	6-3-1
OTTAWA	82	37	31	14	88	30	236	265	18-17-6	19-14-8	7-7	8-2-0
TORONTO	82	38	36	8	84	29	231	256	24-16-1	14-20-7	9-4	2-8-0
FLORIDA	82	29	45	8	66	21	196	268	16-20-5	13-25-3	8-6	3-7-0
BUFFALO	82	21	51	10	52	14	157	248	13-21-7	8-30-3	7-5	1-7-2

METROPOLITAN	GP	W	L	OT	PTS	ROW	GF	GA	HOME	AWAY	S/O	L10
y - PITTSBURGH	82	51	24	7	109	44	249	207	28-9-4	23-15-3	7-3	5-3-2
x - NY RANGERS	82	45	31	6	96	41	218	193	20-17-4	25-14-2	4-3	6-2-2
x - PHILADELPHIA	82	42	30	10	94	39	236	235	24-14-3	18-16-7	3-8	4-3-3
x - COLUMBUS	82	43	32	7	93	38	231	216	22-15-4	21-17-3	5-2	6-3-1
WASHINGTON	82	38	30	14	90	28	235	240	21-13-7	17-17-7	10-11	4-3-3
NEW JERSEY	82	35	29	18	88	35	197	208	21-11-9	14-18-9	0-13	4-1-5
CAROLINA	82	36	35	11	83	34	207	230	18-17-6	18-18-5	2-4	5-3-2
NY ISLANDERS	82	34	37	11	79	25	225	267	13-19-9	21-18-2	9-6	6-2-2

WESTERN CONFERENCE - 2013-2014

CENTRAL	GP	W	L	OT	PTS	ROW	GF	GA	HOME	AWAY	S/O	L10
y - COLORADO	82	52	22	8	112	47	250	220	26-11-4	26-11-4	5-4	7-1-2
x - ST. LOUIS	82	52	23	7	111	43	248	191	28-9-4	24-14-3	9-3	3-7-0
x - CHICAGO	82	46	21	15	107	40	267	220	27-7-7	19-14-8	6-8	5-5-0
x - MINNESOTA	82	43	27	12	98	35	207	206	26-10-5	17-17-7	8-8	6-3-1
x - DALLAS	82	40	31	11	91	36	235	228	23-11-7	17-20-4	4-5	6-4-0
NASHVILLE	82	38	32	12	88	36	216	242	19-17-5	19-15-7	2-9	7-1-2
WINNIPEG	82	37	35	10	84	29	227	237	18-17-6	19-18-4	8-6	5-4-1

PACIFIC	GP	W	L	OT	PTS	ROW	GF	GA	HOME	AWAY	S/O	L10
z - ANAHEIM	82	54	20	8	116	51	266	209	29-8-4	25-12-4	3-6	7-2-1
x - SAN JOSE	82	51	22	9	111	41	249	200	29-7-5	22-15-4	10-7	5-4-1
x - LOS ANGELES	82	46	28	8	100	38	206	174	23-14-4	23-14-4	8-6	5-3-2
PHOENIX	82	37	30	15	89	31	216	231	22-14-5	15-16-10	6-7	3-4-3
VANCOUVER	82	36	35	11	83	31	196	223	20-15-6	16-20-5	5-7	4-5-1
CALGARY	82	35	40	7	77	28	209	241	19-19-3	16-21-4	7-3	5-5-0
EDMONTON	82	29	44	9	67	25	203	270	16-22-3	13-22-6	4-3	4-6-0

p - President's Trophy • x - clinched playoffs • y - clinched division • z - clinched conference

NHL 2013 - 2014 NHL AWARD WINNERS

HART MEMORIAL TROPHY (League MVP)

Sidney Crosby, Pittsburgh

JAMES NORRIS TROPHY (Outstanding Defenceman)

Duncan Keith, Chicago

VEZINA TROPHY (Outstanding Goaltender)

Tuukka Rask, Boston

CALDER MEMORIAL TROPHY (Rookie of the Year)

Nathan MacKinnon, Colorado

LADY BYNG MEMORIAL TROPHY (Sportsman & Gentlemanly Conduct)

Ryan O'Reilly, Colorado

GENERAL MANAGER OF THE YEAR

Bob Murray, Anaheim

FRANK J. SELKE TROPHY (Outstanding Defensive Forward)

Patrice Bergeron, Boston

KING CLANCY AWARD (Humanitarian Contribution to hockey)

Andrew Ference, Edmonton

JACK ADAMS AWARD (Coach of the Year)

Patrick Roy, Colorado

BILL MASTERTON MEMORIAL TROPHY (Perseverance and Sportsmanship)

Dominic Moore, NY Rangers

TED LINDSAY AWARD (NHLPA Outstanding Player)

Sidney Crosby, Pittsburgh

BRIDGESTONE MESSIER LEADERSHIP AWARD

Dustin Brown, Los Angeles

NHL FOUNDATION AWARD

Patrice Bergeron, Boston

ART ROSS TROPHY (Leading Scorer)

Sidney Crosby, Pittsburgh

MAURICE "ROCKET" RICHARD TROPHY (Leading Goal Scorer)

Alex Ovechkin, Washington

WILLIAM M. JENNINGS TROPHY (Fewest Goals Against)

Johnathan Quick, Los Angeles

CONN SMYTHE TROPHY (Stanley Cup Playoff MVP)

Patrick Kane, Chicago



2013-2014 INDIVIDUAL SCORING LEADERS

PLAYER	TEAM	POS	GP	G	A	P	+/-	PIM	PP	SH	GW	GT	OT	S	S%	TOI/G	SFT/G	F0%
Sidney Crosby	PIT	C	80	36	68	104	18	46	11	0	5	0	1	259	13.9	21:58	24	52.5
Ryan Getzlaf	ANA	C	77	31	56	87	28	31	5	0	7	0	1	204	15.2	21:17	25.2	49
Claude Giroux	PHI	C	82	28	58	86	7	46	7	0	7	0	1	223	12.6	20:26	25.1	52.9
Tyler Seguin	DAL	C	80	37	47	84	16	18	11	0	8	0	0	294	12.6	19:20	23.4	41.5
Corey Perry	ANA	R	81	43	39	82	32	65	8	0	9	0	1	280	15.4	19:28	23.2	36
Phil Kessel	TOR	R	82	37	43	80	-5	27	8	0	6	0	0	305	12.1	20:39	24.5	14.3
Taylor Hall	EDM	L	75	27	53	80	-15	44	7	0	1	0	1	250	10.8	20:00	25.4	45.7
Alex Ovechkin	WSH	R	78	51	28	79	-35	48	24	0	10	0	3	386	13.2	20:32	21.8	66.7
Joe Pavelski	SJS	C	82	41	38	79	23	32	16	1	3	0	0	225	18.2	19:51	27.1	56
Jamie Benn	DAL	L	81	34	45	79	21	64	5	1	3	0	1	279	12.2	19:09	25	52.8
Nicklas Backstrom	WSH	C	82	18	61	79	-20	54	6	1	1	0	0	196	9.2	19:48	23.3	50.4
Patrick Sharp	CHI	L	82	34	44	78	13	40	10	0	3	0	1	313	10.9	18:53	22.7	54.6
Joe Thornton	SJS	C	82	11	65	76	20	32	2	0	3	0	1	122	9	18:55	26.3	56.1
Erik Karlsson	OTT	D	82	20	54	74	-15	36	5	0	1	0	0	257	7.8	27:04	28.6	0
Evgeni Malkin	PIT	C	60	23	49	72	10	62	7	0	3	0	0	191	12	20:03	21.4	48.8
Patrick Marleau	SJS	L	82	33	37	70	0	18	11	2	4	0	0	285	11.6	20:31	27.3	52.9
Anze Kopitar	LAK	C	82	29	41	70	34	24	10	0	9	0	2	200	14.5	20:53	25.4	53.3
Matt Duchene	COL	C	71	23	47	70	8	19	5	0	6	0	1	217	10.6	18:29	22	50.3
Martin St. Louis	TBL, NYR	R	81	30	39	69	13	10	9	1	5	0	1	204	14.7	20:56	25.7	40.7
Patrick Kane	CHI	R	69	29	40	69	7	22	10	0	6	0	0	227	12.8	19:36	22.9	50
Blake Wheeler	WPG	R	82	28	41	69	4	63	8	0	4	0	2	225	12.4	18:41	24	37.5
Kyle Okposo	NYI	R	71	27	42	69	-9	51	5	0	4	0	1	195	13.8	20:26	22.2	47.5
David Krejci	BOS	C	80	19	50	69	39	28	3	0	6	0	1	169	11.2	19:07	21.3	51.2
Chris Kunitz	PIT	L	78	35	33	68	25	66	13	0	8	0	0	218	16.1	19:09	22.2	7.5
Jonathan Toews	CHI	C	76	28	40	68	26	34	5	3	5	0	0	193	14.5	20:28	25.9	57.2
Thomas Vanek	BUF, NYI, MTL	L	78	27	41	68	7	46	8	0	4	0	0	248	10.9	19:21	21.6	43.5
Jaromir Jagr	NJD	R	82	24	43	67	16	46	5	0	6	0	1	231	10.4	19:09	22.8	0
John Tavares	NYI	C	59	24	42	66	-6	40	8	0	4	0	0	188	12.8	21:14	22.3	49.1
Jason Spezza	OTT	C	75	23	43	66	-26	46	9	0	5	0	0	223	10.3	18:12	23.8	54
Jordan Eberle	EDM	R	80	28	37	65	-11	18	7	1	4	0	1	200	14	19:32	25.4	38.1

NHL GOALTENDING LEADERS MINIMUM 12 GAMES PLAYED

PLAYER	TEAM	GP	GS	W	L	T	OT	SA	GA	GAA	SV	SV%	SO	G	A	PIM	TOI
Cam Talbot	NYR	21	19	12	6	0	1	560	33	1.64	527	0.941	3	0	0	0	1,210:40
Josh Harding	MIN	29	26	18	7	0	3	690	46	1.65	644	0.933	3	0	0	0	1,667:40
Martin Jones	LAK	19	18	12	6	0	0	500	33	1.81	467	0.934	4	0	1	0	1,094:40
Alex Stalock	SJS	24	18	12	5	0	2	571	39	1.87	532	0.932	2	0	0	2	1,251:43
Brian Elliott	STL	31	25	18	6	0	2	681	53	1.96	628	0.922	4	0	2	0	1,624:19
Cory Schneider	NJD	45	43	16	15	0	12	1107	88	1.97	1019	0.921	3	0	0	4	2,679:54
Tuukka Rask	BOS	58	58	36	15	0	6	1641	115	2.04	1526	0.93	7	0	2	2	3,386:27
Jonathan Quick	LAK	49	49	27	17	0	4	1183	100	2.07	1083	0.915	6	0	2	2	2,904:26
Chad Johnson	BOS	27	23	17	4	0	3	708	53	2.1	655	0.925	2	0	0	0	1,510:49
Ben Bishop	TBL	63	63	37	14	0	7	1758	133	2.23	1625	0.924	5	0	2	4	3,586:21
Jaroslav Halak	STL, WSH	52	50	29	13	0	7	1385	110	2.25	1275	0.921	5	0	1	0	2,938:35
Corey Crawford	CHI	59	56	32	16	0	10	1533	128	2.26	1405	0.917	2	0	1	0	3,395:01
Frederik Andersen	ANA	28	24	20	5	0	0	783	60	2.29	723	0.923	0	0	1	0	1,569:26
Thomas Greiss	PHX	25	20	10	8	0	5	626	50	2.29	576	0.92	2	0	0	0	1,312:20
Anton Khudobin	CAR	36	34	19	14	0	1	1076	80	2.3	996	0.926	1	0	0	0	2,084:18
Al Montoya	WPG	28	22	13	8	0	3	737	59	2.3	678	0.92	2	0	0	2	1,540:54
Carey Price	MTL	59	59	34	20	0	5	1828	134	2.32	1694	0.927	6	0	2	4	3,464:22
Henrik Lundqvist	NYR	63	62	33	24	0	5	1810	144	2.36	1666	0.92	5	0	4	0	3,655:19
Marc-Andre Fleury	PIT	64	64	39	18	0	5	1774	150	2.37	1624	0.915	5	0	0	4	3,792:24
Philipp Grubauer	WSH	17	14	6	5	0	5	469	35	2.38	434	0.925	0	0	0	0	883:23
Sergei Bobrovsky	CBJ	58	58	32	20	0	5	1699	131	2.38	1568	0.923	5	0	1	2	3,299:26
Antti Niemi	SJS	64	64	39	17	0	7	1705	149	2.39	1556	0.913	4	0	2	0	3,740:17
Roberto Luongo	VAN, FLA	56	56	25	23	0	7	1589	129	2.4	1460	0.919	4	0	0	2	3,222:20
Semyon Varlamov	COL	63	60	41	14	0	6	2013	146	2.41	1867	0.927	2	0	3	2	3,639:46
Kari Lehtonen	DAL	65	64	33	20	0	10	1888	153	2.41	1735	0.919	5	0	4	4	3,803:59
Eddie Lack	VAN	41	37	16	17	0	5	1052	93	2.41	959	0.912	4	0	0	0	2,318:52
Darcy Kuemper	MIN	26	25	12	8	0	4	702	60	2.43	642	0.915	2	0	0	0	1,480:14
Jonas Hiller	ANA	50	50	29	13	0	7	1348	120	2.48	1228	0.911	5	0	2	0	2,908:48
Justin Peters	CAR	21	20	7	9	0	4	626	51	2.5	575	0.919	1	0	2	4	1,225:20
Steve Mason	PHI	61	60	33	18	0	7	1751	145	2.5	1606	0.917	4	0	1	10	3,485:36



2013 - 2014 NHL ALL STAR TEAMS

FIRST TEAM

Goaltender - Tuukka Rask, Boston Bruins
Defense - Duncan Keith, Chicago Blackhawks
Defense - Zdeno Chara, Boston Bruins
Center - Sidney Crosby, Pittsburgh Penguins
Right Wing - Corey Perry, Anaheim Ducks
Left Wing - Jamie Benn, Dallas Stars

ROOKIE TEAM

Goaltender - Frederik Andersen, Anaheim Ducks
Defense - Torey Krug, Boston Bruins
Defense - Hampus Lindholm, Anaheim Ducks
Forward - Tyler Johnson, Tampa Bay Lightning
Forward - Nathan MacKinnon, Colorado Avalanche
Forward - Ondrej Palat, Tampa Bay Lightning

SECOND TEAM

Goaltender - Semyon Varlamov, Colorado Avalanche
Defense - Shea Weber, Nashville Predators
Defense - Alex Pietrangolo, St. Louis Blues
Center - Ryan Getzlaf, Anaheim Ducks
Right Wing - Alex Ovechkin, Washington Capitals
Left Wing - Joe Pavelski, San Jose Sharks

2013-14 NHL ENTRY DRAFT – FIRST ROUND SELECTIONS

NUM.	DRAFTED BY	PLAYER	POS	DRAFTED FROM
1	FLORIDA	Aaron Ekblad	D	Barrie (OHL)
2	BUFFALO	Sam Reinhart	C	Kootenay (WHL)
3	EDMONTON	Leon Draisaitl	C	Prince Albert (WHL)
4	CALGARY	Sam Bennett	C	Kingston (OHL)
5	NY ISLANDERS	Michael Dal Colle	LW	Oshawa (OHL)
6	VANCOUVER	Jake Virtanen	RW	Calgary (WHL)
7	CAROLINA	Haydn Fleury	D	Red Deer (WHL)
8	TORONTO	William Nylander	C/RW	Modo (SWEDEN)
9	WINNIPEG	Nikolaj Ehlers	LW	Halifax (QMJHL)
10	ANAHEIM	Nick Ritchie	LW	Peterborough (OHL)
11	NASHVILLE	Kevin Fiala	LW	HV 71 Jr. (SWEDEN-JR.)
12	ARIZONA	Brendan Perlini	LW	Niagara (OHL)
13	WASHINGTON	Jakub Vrana	L/RW	Linkoping (SWEDEN)
14	DALLAS	Julius Honka	D	Swift Current (WHL)
15	DETROIT	Dylan Larkin	C	USA U-18 (USHL)
16	COLUMBUS	Sonny Milano	LW	USA U-18 (USHL)
17	PHILADELPHIA	Travis Sanheim	D	Calgary (WHL)
18	MINNESOTA	Alex Tuch	RW	USA U-18 (USHL)
19	TAMPA BAY	Anthony Deangelo	D	Sarnia (OHL)
20	CHICAGO	Nick Schmaltz	C	Green Bay (USHL)
21	ST. LOUIS	Robby Fabbri	C	Guelph (OHL)
22	PITTSBURGH	Kasperii Kapanen	RW	Kalpa (FINLAND)
23	COLORADO	Conner Bleackley	C	Red Deer (WHL)
24	VANCOUVER	Jared McCann	C	Sault Ste. Marie (OHL)
25	BOSTON	David Pastrnak	RW	Sodertalje (SWEDEN-2)
26	MONTREAL	Nikita Scherbak	RW	Saskatoon (WHL)
27	SAN JOSE	Nikolay Goldobin	RW	Sarnia (OHL)
28	NY ISLANDERS	Joshua Ho-Sang	C/RW	Windsor (OHL)
29	LOS ANGELES	Adrian Kempe	LW	Modo (SWEDEN)
30	NEW JERSEY	John Quenneville	C	Brandon (WHL)

OILERS SEASON OPENERS – 1979-80 TO 2013-14

Overall: 19-11-4 Home: 16-7-3 Away: 3-4-1

DATE	VENUE	RESULT	DATE	VENUE	RESULT
October 10, 1979	Away	Edmonton 2 at Chicago 4	October 4, 1996	Home	Buffalo 3 at Edmonton 4
October 10, 1980	Home	Quebec 7 at Edmonton 4	October 1, 1997	Away	Edmonton 5 at San Jose 3
October 7, 1981	Home	Colorado 4 at Edmonton 7	October 10, 1998	Home	Los Angeles 2 at Edmonton 1
October 5, 1982	Home	Calgary 5 at Edmonton 7	October 1, 1999	Home	NY Rangers 1 at Edmonton 1 (OT)
October 5, 1983	Home	Toronto 4 at Edmonton 5	October 6, 2000	Home	Detroit 1 at Edmonton 2
October 11, 1984	Away	Edmonton 2 at Los Angeles 2 (OT)	October 3, 2001	Away	Edmonton 0 at Calgary 1
October 10, 1985	Home	Winnipeg 3 at Edmonton 4	October 10, 2002	Home	Philadelphia 2 at Edmonton 2 (OT)
October 9, 1986	Away	Edmonton 1 at Philadelphia 2	October 9, 2003	Home	San Jose 2 at Edmonton 5
October 9, 1987	Home	Detroit 4 at Edmonton 1	October 5, 2005	Home	Colorado 3 at Edmonton 4
October 7, 1988	Home	NY Islanders 1 at Edmonton 5	October 5, 2006	Home	Calgary 1 at Edmonton 3
October 5, 1989	Away	Edmonton 2 at Vancouver 1	October 4, 2007	Home	San Jose 2 at Edmonton 3 (SO)
October 6, 1990	Home	Winnipeg 3 at Edmonton 3 (OT)	October 12, 2008	Home	Colorado 2 at Edmonton 3
October 4, 1991	Away	Edmonton 2 at Calgary 9	October 3, 2009	Home	Calgary 4 at Edmonton 3
October 6, 1992	Home	Vancouver 5 at Edmonton 4	October 7, 2010	Home	Calgary 0 at Edmonton 4
October 6, 1993	Home	San Jose 2 at Edmonton 3	October 9, 2011	Home	Pittsburgh 1 at Edmonton 2 (SO)
January 20, 1995	Home	Anaheim 1 at Edmonton 2	January 20, 2013	Away	Edmonton 3 at Vancouver 2 (SO)
October 8, 1995	Home	Detroit 3 at Edmonton 1	October 1, 2013	Home	Edmonton 4 vs Winnipeg 5



EDMONTON OILERS 2013-2014 FINAL SCORING SUMMARY

PLAYER	POS	GP	G	A	P	+/-	PIM	PP	SH	GW	S	S%
Taylor Hall	L	75	27	53	80	-15	44	7	0	1	250	10.8
Jordan Eberle	R	80	28	37	65	-11	18	7	1	4	200	14
David Perron	L	78	28	29	57	-16	90	8	1	2	220	12.7
Ryan Nugent-Hopkins	C	80	19	37	56	-12	26	6	0	4	178	10.7
Sam Gagner	C	67	10	27	37	-29	41	1	0	1	143	7
Justin Schultz	D	74	11	22	33	-22	16	1	0	3	109	10.1
Ales Hemsky	R	55	9	17	26	-13	20	2	0	1	94	9.6
Nail Yakupov	R	63	11	13	24	-33	36	4	0	1	122	9
Ryan Smyth	L	72	10	13	23	-18	44	5	0	1	129	7.8
Boyd Gordon	C	74	8	13	21	-15	20	1	1	1	80	10
Mark Arcobello	C	41	4	14	18	-7	8	1	0	1	70	5.7
Andrew Ference	D	71	3	15	18	-18	63	0	0	1	77	3.9
Jeff Petry	D	80	7	10	17	-22	42	1	0	0	96	7.3
Philip Larsen	D	30	3	9	12	-4	8	1	0	0	47	6.4
Anton Belov	D	57	1	6	7	-12	34	0	0	0	54	1.9
Ryan Jones	L	52	2	4	6	0	40	0	0	1	59	3.4
Martin Marincin	D	44	0	6	6	-2	16	0	0	0	28	0
Jesse Joensuu	L	42	3	2	5	-16	16	1	0	1	41	7.3
Will Acton	C	30	3	2	5	-2	21	0	0	1	18	16.7
Corey Potter	D	16	0	5	5	0	21	0	0	0	16	0
Luke Gazdic	L	67	2	2	4	-8	127	0	0	0	30	6.7
Nick Schultz	D	60	0	4	4	-11	24	0	0	0	27	0
Matt Hendricks	C	33	3	0	3	-6	58	0	1	1	49	6.1
Oscar Klefbom	D	17	1	2	3	-6	0	0	0	0	14	7.1
Taylor Fedun	D	4	2	0	2	-1	0	0	0	0	6	33.3
Ladislav Smid	D	17	1	1	2	-6	16	0	0	0	6	16.7
Steven Pinizzotto	R	6	0	2	2	-1	15	0	0	0	2	0
Roman Horak	C	2	1	0	1	-1	0	0	0	0	2	50
Tyler Pitlick	R	10	1	0	1	-2	0	0	0	0	9	11.1
Mark Fraser	D	23	1	0	1	-7	43	0	0	0	5	20

PLAYER	GP	GS	W	L	OT	SA	GA	GAA	SV	SV%	SO	G	A	PIM	MIN
Devan Dubnyk	32	29	11	17	2	885	94	3.36	791	0.894	2	0	0	6	1,677
Ben Scrivens	21	20	9	11	0	741	62	3.01	679	0.916	1	0	0	6	1,234
Ilya Bryzgalov	20	19	5	8	5	622	57	3.01	565	0.908	1	0	0	0	1,135
Viktor Fasth	7	7	3	3	1	209	18	2.73	191	0.914	0	0	0	0	396
Jason LaBarbera	7	4	1	3	0	146	19	3.28	127	0.87	0	0	0	0	348
Richard Bachman	3	3	0	2	1	83	7	3.02	76	0.916	0	0	0	0	138

POWERPLAY: 46 PPG on 271 Attempts 17.0 % (21st)

PENALTY KILL: 50 PPGA on 280 Disadvantages 82.1% (15th)

SHORTHANDED GOALS FOR: 1 (29th)

SHORTHANDED GOALS AGAINST: 7 (30th)



EDMONTON OILERS 2013-2014 REAL TIME SCORING STATISTICS

PLAYER	POS	GP	HITS	BKS	MSS	GVA	TKA	FOW	FOL	TOT	FO%	%TM	SHOTS	G	S%
Jeff Petry	D	80	181	132	47	96	29	0	0	0	0	0	96	7	7.3
Andrew Ference	D	80	135	108	22	55	13	2	1	3	66.7	0.1	77	3	3.9
David Perron	L	80	116	20	69	42	52	13	26	39	33.3	0.8	220	28	12.7
Anton Belov	D	78	103	75	25	46	7	0	0	0	0	0	54	1	1.9
Luke Gazdic	L	75	103	22	9	11	6	3	0	3	100	0.1	30	2	6.7
Matt Hendricks	C	74	88	31	19	9	9	20	17	37	54	1.9	49	3	6.1
Mark Arcobello	C	74	78	23	29	13	18	206	198	404	51	16.7	70	4	5.7
Ryan Jones	L	72	74	21	20	18	15	2	4	6	33.3	0.2	59	2	3.4
Ryan Nugent-Hopkins	C	71	72	35	57	50	63	543	737	1280	42.4	26.9	178	19	10.7
Nick Schultz	D	67	64	120	14	35	2	0	0	0	0	0	27	0	0
Nail Yakupov	R	67	64	23	45	32	18	0	0	0	0	0	122	11	9
Jesse Joensuu	L	63	63	18	17	18	14	0	5	5	0	0.2	41	3	7.3
Ryan Smyth	L	60	58	29	46	35	27	91	91	182	50	4.3	129	10	7.8
Taylor Hall	L	57	54	41	77	100	76	37	44	81	45.7	1.8	250	27	10.8
Mark Fraser	D	55	52	44	10	17	4	0	0	0	0	0	5	1	20
Ladislav Smid	D	52	52	34	1	10	5	0	0	0	0	0	6	1	16.7
Jordan Eberle	R	44	51	40	73	71	61	8	13	21	38.1	0.4	200	28	14
Philip Larsen	D	42	44	31	19	15	4	0	0	0	0	0	47	3	6.4
Will Acton	C	41	37	14	8	4	15	98	97	195	50.3	10.9	18	3	16.7
Sam Gagner	C	33	33	34	59	47	28	451	512	963	46.8	24.1	143	10	7
Justin Schultz	D	30	30	107	61	63	20	0	1	1	0	0	109	11	10.1
Anton Lander	C	30	29	8	12	9	6	71	89	160	44.4	9.6	18	0	0
Boyd Gordon	C	27	27	89	30	19	21	843	649	1492	56.5	33.9	80	8	10
Ales Hemesky	R	23	26	23	25	37	33	1	3	4	25	0.1	94	9	9.6
Tyler Pitlick	R	17	26	4	3	1	2	1	2	3	33.3	0.5	9	1	11.1
Mike Brown	R	17	25	3	1	0	0	0	0	0	0	0	1	0	0
Martin Marincin	D	16	17	60	19	33	17	0	0	0	0	0	28	0	0
Corey Potter	D	10	16	17	1	6	4	0	0	0	0	0	16	0	0
Steven Pinizzotto	R	8	10	1	2	1	1	0	0	0	0	0	2	0	0
Ben Eager	L	7	9	2	3	2	2	1	1	2	50	0.5	4	0	0
Oscar Klefbom	D	7	6	25	6	9	3	0	0	0	0	0	14	1	7.1
Denis Grebeshkov	D	6	3	9	0	1	1	0	0	0	0	0	3	0	0
Ryan Hamilton	L	4	3	1	4	1	0	0	0	0	0	0	0	0	0
Taylor Fedun	D	3	1	3	2	1	1	0	0	0	0	0	6	2	33.3
Linus Omark	L	2	1	0	2	0	0	0	0	0	0	0	0	0	0
Roman Horak	C	2	0	3	0	0	0	4	1	5	80	4.5	2	1	50
Brad Hunt	D	1	0	2	0	1	1	0	0	0	0	0	1	0	0

OILERS HOME OPENERS – 1979-80 TO 2013-14 (19-10-5)

DATE	RESULT	RECORD	DATE	RESULT	RECORD
October 13, 1979	Detroit 3 at Edmonton 3	0-0-1	October 4, 1996	Buffalo 3 at Edmonton 4	10-5-3
October 10, 1980	Quebec 7 at Edmonton 4	0-1-1	October 3, 1997	Detroit 8 at Edmonton 2	10-6-3
October 7, 1981	Colorado 4 at Edmonton 7	1-1-1	October 10, 1998	Los Angeles 2 at Edmonton 1	10-7-3
October 5, 1982	Calgary 5 at Edmonton 7	2-1-1	October 1, 1999	NY Rangers 1 at Edmonton 1 (OT)	10-7-4
October 5, 1983	Toronto 4 at Edmonton 5	3-1-1	October 6, 2000	Detroit 1 at Edmonton 2	11-7-4
October 12, 1984	St. Louis 1 at Edmonton 5	4-1-1	October 6, 2001	Phoenix 2 at Edmonton 6	12-7-4
October 10, 1985	Winnipeg 3 at Edmonton 4	5-1-1	October 10, 2002	Philadelphia 2 at Edmonton 2 (OT)	12-7-5
October 15, 1986	Quebec 2 at Edmonton 5	6-1-1	October 9, 2003	San Jose 2 at Edmonton 5	13-7-5
October 9, 1987	Detroit 4 at Edmonton 1	6-2-1	October 5, 2005	Colorado 3 at Edmonton 4	14-7-5
October 7, 1988	NY Islanders 1 at Edmonton 5	7-2-1	October 5, 2006	Calgary 1 at Edmonton 3	15-7-5
October 11, 1989	Vancouver 5 at Edmonton 2	7-3-1	October 4, 2007	San Jose 2 at Edmonton 3 (SO)	16-7-5
October 6, 1990	Winnipeg 3 at Edmonton 3 (OT)	7-3-2	October 12, 2008	Colorado 2 at Edmonton 3	17-7-5
October 6, 1991	Los Angeles 2 at Edmonton 2 (OT)	7-3-3	October 3, 2009	Calgary 4 at Edmonton 3	17-8-5
October 6, 1992	Vancouver 5 at Edmonton 4	7-4-3	October 7, 2010	Calgary 0 at Edmonton 4	18-8-5
October 6, 1993	San Jose 2 at Edmonton 3	8-4-3	October 9, 2011	Pittsburgh 1 at Edmonton 2 (SO)	19-8-5
January 20, 1995	Anaheim 1 at Edmonton 2	9-4-3	January 22, 2013	San Jose 6 at Edmonton 3	19-9-5
October 8, 1995	Detroit 3 at Edmonton 1	9-5-3	October 1, 2013	Winnipeg 5 at Edmonton 4	19-10-5



2013-14 EDMONTON OILERS GAME-BY-GAME RESULTS

GAME	DATE	OPPONENT	RESULT	RECORD	WINNING GOAL	W-L GLTDR.	ATTENDANCE
1	10/01/2013	WPG	L. 5-4	0-1-0	67	31 / 0	16839
2	10/05/2013	@ VAN	L. 6-2	0-2-0	36	1 / 0	18910
3	10/07/2013	NJD	W. 5-4(SO)	1-2-0	14	30 / 30	16839
4	10/10/2013	MTL	L. 4-1	1-3-0	8	30 / 0	16839
5	10/12/2013	@ TOR	L. 6-5(OT)	1-3-1	63	45 / 0	19379
6	10/14/2013	@ WSH	L. 4-2	1-4-1	8	70 / 30	18506
7	10/15/2013	@ PIT	L. 3-2	1-5-1	71	29 / 30	18410
8	10/17/2013	@ NYI	L. 3-2	1-6-1	91	20 / 0	10608
9	10/19/2013	@ OTT	W. 3-1	2-6-1	93	0 / 40	18623
10	10/22/2013	@ MTL	W. 4-3	3-6-1	28	0 / 31	21273
11	10/24/2013	WSH	L. 4-1	3-7-1	42	70 / 0	16839
12	10/26/2013	@ PHX	L. 5-4	3-8-1	23	41 / 30	11684
13	10/27/2013	@ LAK	L. 2-1(SO)	3-8-2	11	32 / 0	18118
14	10/29/2013	TOR	L. 4-0	3-9-2	81	34 / 0	16839
15	11/02/2013	DET	L. 5-0	3-10-2	43	34 / 0	16839
16	11/05/2013	@ FLA	W. 4-3(OT)	4-10-2	26	0 / 35	12035
17	11/07/2013	@ TBL	L. 4-2	4-11-2	9	30 / 0	18695
18	11/09/2013	@ PHI	L. 4-2	4-12-2	28	35 / 0	19725
19	11/10/2013	@ CHI	L. 5-4	4-13-2	2	50 / 0	21185
20	11/13/2013	DAL	L. 3-0	4-14-2	17	32 / 0	16839
21	11/15/2013	SJS	L. 3-1	4-15-2	48	32 / 0	16839
22	11/16/2013	@ CGY	W. 4-2	5-15-2	57	0 / 20	19289
23	11/19/2013	CBJ	W. 7-0	6-15-2	14	0 / 72	16839
24	11/21/2013	FLA	W. 4-1	7-15-2	89	0 / 30	16839
25	11/25/2013	CHI	L. 5-1	7-16-2	88	50 / 0	16839
26	11/28/2013	@ NSH	W. 3-0	8-16-2	93	30 / 39	16279
27	11/29/2013	@ CBJ	L. 4-2	8-17-2	71	72 / 30	14360
28	12/01/2013	@ DAL	W. 3-2(SO)	9-17-2	57	0 / 32	12673
29	12/03/2013	PHX	L. 6-2	9-18-2	19	41 / 0	16839
30	12/05/2013	COL	W. 8-2	10-18-2	83	0 / 1	16839
31	12/07/2013	CGY	L. 2-1(OT)	10-18-3	24	20 / 0	16839
32	12/10/2013	CAR	W. 5-4(OT)	11-18-3	14	0 / 30	16839
33	12/12/2013	BOS	L. 4-2	11-19-3	63	30 / 0	16839
34	12/13/2013	@ VAN	L. 4-0	11-20-3	22	1 / 0	18910
35	12/15/2013	@ ANA	L. 3-2	11-21-3	17	1 / 30	16301
36	12/17/2013	@ LAK	L. 3-0	11-22-3	74	31 / 30	18118
37	12/19/2013	@ COL	L. 4-2	11-23-3	25	1 / 0	13135
38	12/21/2013	STL	L. 6-0	11-24-3	80	1 / 30	16839
39	12/23/2013	WPG	W. 6-2	12-24-3	57	30 / 31	16839
40	12/27/2013	@ CGY	W. 2-0	13-24-3	94	0 / 20	19289
41	12/28/2013	PHI	L. 4-3(SO)	13-24-4	12	35 / 30	16839
42	12/31/2013	@ PHX	L. 4-3(OT)	13-24-5	3	1 / 30	17416
43	01/02/2014	@ SJS	L. 5-1	13-25-5	12	31 / 0	17562
44	01/02/2014	@ ANA	L. 5-2	13-26-5	6	1 / 30	17174
45	01/05/2014	TBL	W. 5-3	14-26-5	27	30 / 39	16839
46	01/07/2014	STL	L. 5-2	14-27-5	42	1 / 30	16839
47	01/10/2014	PIT	W. 4-3(OT)	15-27-5	93	0 / 37	16839
48	01/12/2014	@ CHI	L. 5-3	15-28-5	19	31 / 0	21424
49	01/14/2014	@ DAL	L. 5-2	15-29-5	14	32 / 30	12823
50	01/16/2014	@ MIN	L. 4-1	15-30-5	39	35 / 30	18037
51	01/18/2014	@ WPG	L. 3-2(OT)	15-30-6	8	31 / 30	15004
52	01/21/2014	VAN	L. 2-1	15-31-6	9	1 / 30	16839
53	01/24/2014	PHX	L. 4-3	15-32-6	63	41 / 30	16839
54	01/26/2014	NSH	W. 5-1	16-32-6	14	30 / 30	16839
55	01/27/2014	@ VAN	W. 4-2	17-32-6	6	30 / 1	18910



2013-14 EDMONTON OILERS GAME-BY-GAME RESULTS (CONTINUED)

GAME	DATE	OPPONENT	RESULT	RECORD	WINNING GOAL	W-L GLTR.	ATTENDANCE
56	01/29/2014	SJS	W. 3-0	18-32-6	19	30 / 31	16839
57	02/01/2014	@ BOS	L. 4-0	18-33-6	46	30 / 30	17565
58	02/03/2014	@ BUF	W. 3-2	19-33-6	23	30 / 1	18531
59	02/06/2014	@ NYR	W. 2-1	20-33-6	64	30 / 33	18006
60	02/07/2014	@ NJD	L. 2-1(OT)	20-33-7	34	35 / 30	16592
61	02/27/2014	MIN	L. 3-0	20-34-7	64	35 / 30	16839
62	03/01/2014	CGY	L. 2-1(OT)	20-34-8	23	20 / 30	16839
63	03/04/2014	OTT	W. 3-2	21-34-8	14	30 / 41	16839
64	03/06/2014	NYI	W. 3-2(OT)	22-34-8	4	30 / 20	16839
65	03/09/2014	LAK	L. 4-2	22-35-8	77	32 / 30	16839
66	03/11/2014	@ MIN	W. 4-3(SO)	23-35-8	4	35 / 35	18650
67	03/13/2014	@ STL	L. 6-2	23-36-8	27	39 / 30	18084
68	03/14/2014	@ DET	L. 2-1(SO)	23-36-9	21	35 / 35	20066
69	03/16/2014	@ CAR	W. 2-1	24-36-9	19	30 / 31	16588
70	03/18/2014	NSH	W. 5-1	25-36-9	93	35 / 35	16839
71	03/20/2014	BUF	L. 3-1	25-37-9	88	31 / 30	16839
72	03/22/2014	CGY	L. 8-1	25-38-9	13	31 / 35	16839
73	03/25/2014	SJS	L. 5-2	25-39-9	9	31 / 30	16839
74	03/28/2014	ANA	W. 4-3(OT)	26-39-9	21	30 / 1	16839
75	03/30/2014	NYR	L. 5-0	26-40-09	36	33 / 30	16839
76	04/01/2014	@ SJS	L. 5-4	26-41-9	12	31 / 30	17562
77	04/02/2014	@ ANA	L. 3-2	26-42-9	23	31 / 35	17174
78	04/04/2014	@ PHX	W. 3-2 (SO)	27-42-9	89	30 / 1	14732
79	04/06/2014	ANA	W. 4-2	28-42-9	19	35 / 1	16839
80	04/08/2014	COL	L. 4-1	28-43-9	6	35 / 30	16839
81	04/10/2014	LAK	L. 3-0	28-44-9	11	31 / 35	16839
82	04/12/2014	VAN	W. 5-2	29-44-9	41	30 / 35	16839

STREAKS

LONGEST WINNING STREAK

Overall:	3 Games:	November 16-21, January 26-29
Home:	2 Games:	November 19-21, January 26-29, March 4-6
Road:	2 Games:	October 19-22, February 3-6

LONGEST LOSING STREAK

Overall:	6 Games:	December 12-21
Home:	6 Games:	October 10-November 15
Road:	7 Games:	December 31-January 18

LONGEST WINLESS STREAK

Overall:	6 Games:	December 12-21 (0-6-0)
Home:	6 Games:	October 10-November 15 (0-6-0)
Road:	7 Games:	December 31-January 18 (0-5-2)

OILERS TEAM CAPTAINS – 1979-80 TO 2013-14

SEASON	CAPTAIN	SEASON	CAPTAIN	SEASON	CAPTAIN
1979-80	Ron Chipperfield	1990-91	Mark Messier	2002-03	Jason Smith
1980-81	Blair MacDonald & Lee Fogolin	1991-92	Kevin Lowe	2003-04	Jason Smith
1981-82	Lee Fogolin	1992-93	Craig MacTavish	2004-05	No Season – NHL Lockout
1982-83	Lee Fogolin	1993-94	Craig MacTavish	2005-06	Jason Smith
1983-84	Wayne Gretzky	1994-95	Shayne Corson	2006-07	Jason Smith
1984-85	Wayne Gretzky	1995-96	Kelly Buchberger	2007-08	Ethan Moreau
1985-86	Wayne Gretzky	1996-97	Kelly Buchberger	2008-09	Ethan Moreau
1986-87	Wayne Gretzky	1997-98	Kelly Buchberger	2009-10	Ethan Moreau
1987-88	Wayne Gretzky	1998-99	Kelly Buchberger	2010-11	Shawn Horcoff
1988-89	Mark Messier	1999-00	Doug Weight	2011-12	Shawn Horcoff
1989-90	Mark Messier	2000-01	Doug Weight	2012-13	Shawn Horcoff
		2001-02	Jason Smith	2013-14	Andrew Ference



EDMONTON OILERS BACK-TO BACK-GAMES

The Oilers played in 12 back-to-back game sets this season, eight of which came on the road.

RECORD IN 1ST GAME: 6-14-4

RECORD IN 1ST GAME: 4-8-0

DATE	OPPONENT	RESULT
Oct. 14	@ WSH	L. 4-2
Oct. 26	@PHX	L. 5-4
Nov. 9	@ PHI	L. 4-2
Nov. 15	vs. SJS	L. 3-1
Nov. 28	@ NSH	W. 3-0
Dec. 12	vs. BOS	L. 4-2
Dec. 27	@ CGY	W. 2-0
Jan. 2	@ SJS	L. 5-1
Jan. 26	vs. NSH	W. 5-1
Feb. 6	@ NYR	W. 2-1
Mar. 13	@ STL	L. 6-2
Apr. 1	@ SJS	L. 5-4

RECORD IN 2ND GAME: 2-6-4

DATE	OPPONENT	RESULT
Oct. 15	@ PIT	L. 3-2
Oct. 27	@ LAK	OTL. 2-1 (SO)
Nov. 10	@ CHI	L. 5-4
Nov. 16	@ CGY	W. 4-2
Nov. 29	@ CBJ	L. 4-2
Dec. 13	@ VAN	L. 4-0
Dec. 28	vs. PHI	OTL. 4-3
Jan. 3	vs. ANA	L. 5-2
Jan. 27	@ VAN	W. 4-2
Feb. 7	@ NJD	OTL. 2-1
Mar. 14	@ DET	OTL. 2-1
Apr. 2	@ ANA	L. 3-2



ANAHEIM DUCKS

Honda Center
2695 E. Katella Ave.
Anaheim, CA 92806

2014-15 GAMES VS. ANAHEIM

At Edmonton – December 12, February 21
At Anaheim – December 10, April 1



CLUB DIRECTORY

Owners.....	Henry and Susan Samuelli
Chief Executive Officer.....	Michael Schulman
Executive Vice President/General Manager.....	Bob Murray
Executive Vice President/Chief Operating Officer.....	Tim Ryan
Senior Vice President, Hockey Operations.....	David McNab
Chief Financial Officer/Vice President of Finance.....	Doug Heller
Head Coach.....	Bruce Boudreau
Assistant Coaches.....	Brad Lauer, Trent Yawney, Scott Niedermayer
Goaltending Consultant / Video Coordinator.....	Dwayne Roloson / Joe Piscotty
Director of Player Personnel.....	Rick Paterson
Assistant to the General Manager.....	Dave Baseggio
Director of Scouting, Amateur / Pro.....	Martin Madden
Director of Player Development.....	Todd Marchant
Hockey Ops, Senior Manager / Coordinator.....	Ryan Lichtenfels / Chase Flanigan
Director of Media & Communications.....	Alex Gilchrist
Media & Communications Manager / Associate.....	Steve Hoem / Keren Lynch
TV Rightsholder: FSN Prime Ticket (Cable).....	John Ahlers, Brian Hayward
Radio: KLAA AM 830 & Ducks Radio Network.....	Steve Carroll, Dan Wood
Arena (Capacity).....	Honda Center (17,174)
Public Relations Phone.....	(714) 940-2900
Public Relations FAX.....	(714) 940-2953
Ticket Information.....	877/WILDWING
Website.....	www.anaheimducks.com

EDMONTON OILERS VS. ANAHEIM DUCKS

YEARLY RECORD 1993-94 TO 2013-14

SEASON	GP	W	L	T	OTL	GF	GA	PTS	PCT.	AT EDMONTON				AT ANAHEIM			
										W-L-T-OTL	GF	GA	PCT.	W-L-T-OTL	GF	GA	PCT.
1993-94	6	1	5	0	0	13	23	2	.167	0-3-0-0	6	13		1-2-0-0	7	10	
1994-95	4	2	2	0	0	11	10	4	.500	2-0-0-0	4	1		0-2-0-0	7	9	
1995-96	5	4	1	0	0	11	5	8	.800	3-0-0-0	8	3		1-1-0-0	3	2	
1996-97	5	0	4	1	0	8	18	1	.100	0-2-0-0	2	6		0-2-1-0	6	12	
1997-98	6	2	4	0	0	14	17	4	.333	1-2-0-0	6	10		1-2-0-0	8	7	
1998-99	5	3	2	0	0	15	12	6	.600	1-1-0-0	2	2		2-1-0-0	13	10	
1999-00	4	2	2	0	0	9	8	4	.500	2-0-0-0	6	2		0-2-0-0	3	6	
2000-01	4	2	1	1	0	13	11	5	.625	2-0-0-0	8	5		0-1-1-0	5	6	
2001-02	4	3	1	0	0	8	5	6	.750	2-0-0-0	6	3		1-1-0-0	2	2	
2002-03	4	4	0	0	0	11	5	8	1.000	2-0-0-0	6	4		2-0-0-0	5	1	
2003-04	4	3	1	0	0	8	7	6	.750	2-0-0-0	3	1		1-1-0-0	5	6	
2004-05	DID NOT PLAY																
2005-06	4	4	0	0	0	18	11	8	1.000	2-0-0-0	8	6		2-0-0-0	10	5	
2006-07	4	1	2	0	1	9	15	3	.375	1-0-0-1	6	4		0-2-0-0	3	11	
2007-08	4	3	1	0	0	13	5	6	.750	1-1-0-0	6	3		2-0-0-0	7	2	
2008-09	4	2	2	0	0	13	12	4	.500	0-2-0-0	5	7		2-0-0-0	8	5	
2009-10	4	0	4	0	0	9	20	0	.000	0-2-0-0	5	10		0-2-0-0	4	10	
2010-11	4	1	2	0	1	8	12	3	.250	0-1-0-1	2	7		1-1-0-0	5	6	
2011-12	4	1	2	0	1	6	13	3	.250	0-1-0-1	2	8		1-1-0-0	4	5	
2012-13	3	0	3	0	0	2	8	0	.000	0-2-0-0	1	6		0-1-0-0	1	2	
2013-14	5	2	3	0	0	14	16	4	.400	2-0-0-0	8	5		0-3-0-0	6	11	
TOTALS	87	40	42	2	3	213	233	85	.489	23-17-0-3	100	106		17-25-2-0	112	128	



EDMONTON OILERS VS. ANAHEIM DUCKS

2013-14 RESULTS & STATISTICS

AT EDMONTON

06 Apr '14 ANA 2 @ EDM 4
28 Mar '14 ANA 3 @ EDM 4 (SO)

WINNING GOAL

Justin Schultz
Andrew Ferencic

AT ANAHEIM

02 Apr '14 EDM 2 @ ANA 3
03 Jan '14 EDM 2 @ ANA 5
15 Dec '13 EDM 2 @ ANA 3

WINNING GOAL

Francois Beauchemin
Ben Lovejoy
Dustin Penner

OILERS	GP	G	A	P	+/-	PIM	PP	SH	DUCKS	GP	G	A	P	+/-	PIM	PP	SH
Taylor Hall	5	1	6	7	-2	6	1	0	Corey Perry	5	3	1	4	2	2	1	0
David Perron	5	1	5	6	-3	6	0	1	Ryan Getzlaf	5	0	4	4	1	0	0	0
Jordan Eberle	4	3	2	5	2	0	0	0	Nick Bonino	5	2	1	3	1	0	0	0
Ryan Nugent-Hopkins	5	1	3	4	0	0	0	0	Mathieu Perreault	5	1	2	3	0	4	0	0
Sam Gagner	5	2	1	3	-1	6	0	0	Patrick Maroon	4	1	2	3	1	10	0	0
Justin Schultz	5	1	2	3	-1	2	0	0	Kyle Palmieri	4	1	2	3	1	4	0	0
Andrew Ferencic	3	1	1	2	-2	6	0	0	Matt Beleskey	5	0	3	3	3	29	0	0
Philip Larsen	3	1	1	2	0	0	1	0	Ben Lovejoy	5	2	0	2	2	2	0	0
Nail Yakupov	2	1	2	2	-1	0	0	0	Andrew Cogliano	5	1	1	2	1	4	0	0
Martin Marincin	4	0	2	2	1	2	0	0	Teemu Selanne	4	1	1	2	0	0	0	0
Boyd Gordon	5	1	0	1	-2	2	0	0	Jakob Silfverberg	4	1	1	2	0	0	0	0
Oscar Klefbom	3	1	0	1	1	0	0	0	Hampus Lindholm	5	0	2	2	2	0	0	0
Jeff Petry	5	0	1	1	-4	4	0	0	Stephane Robidas	3	0	2	2	-1	6	0	0
Ryan Smyth	5	0	1	1	0	2	0	0	Francois Beauchemin	5	1	0	1	4	2	0	0
Anton Belov	3	0	0	0	1	0	0	0	Dustin Penner	2	1	0	1	0	2	0	0
Luke Gazdic	3	0	0	0	0	0	0	0	Tim Jackman	1	1	0	1	2	0	0	0
Matt Hendricks	3	0	0	0	0	21	0	0	Saku Koivu	4	0	1	1	0	0	0	0
Ryan Jones	3	0	0	0	0	2	0	0	Sami Vatanen	4	0	1	1	-1	2	0	0
Anton Lander	3	0	0	0	-2	0	0	0	Rickard Rakell	3	0	1	1	-1	0	0	0
Will Acton	2	0	0	0	0	7	0	0	Cam Fowler	2	0	1	1	2	0	0	0
Mark Arcobello	2	0	0	0	0	0	0	0	Bryan Allen	3	0	0	0	0	0	0	0
Mark Fraser	2	0	0	0	0	5	0	0	Daniel Winnik	3	0	0	0	-1	5	0	0
Jesse Joensuu	2	0	0	0	0	2	0	0	Luca Sbisa	2	0	0	0	0	2	0	0
Steven Pinizzotto	2	0	0	0	-1	15	0	0	Mark Fistric	1	0	0	0	-1	0	0	0
Nick Schultz	2	0	0	0	-2	0	0	0	Devante Smith-Pelly	1	0	0	0	-1	0	0	0
Ales Hemsky	1	0	0	0	-1	0	0	0									
Brad Hunt	1	0	0	0	-1	0	0	0									
Tyler Pitlick	1	0	0	0	0	0	0	0									
Corey Potter	1	0	0	0	0	15	0	0									

OILERS GOALTENDERS	GP	MIN	W-L-OT	GA	SA	SV	GAA	SV%
Ben Scrivens	1	64	1-0-0	3	51	48	2.82	.941
Viktor Fasth	2	119	1-1-0	5	62	57	2.52	.919
Ilya Bryzgalov	2	117	0-2-0	8	71	63	4.09	.887

DUCKS GOALTENDERS	GP	MIN	W-L-OT	GA	SA	SV	GAA	SV%
Jonas Hiller	4	241	2-1-1	11	93	82	2.73	.882
Fredrik Andersen	1	60	1-0-0	2	32	30	2.00	.938

GOALS BY PERIOD	1	2	3	OT	TOTAL	SHOTS BY PERIOD	1	2	3	OT	TOTAL
Oilers	4	5	4	1	14	Oilers	47	40	36	3	126
Ducks	6	3	7	0	16	Ducks	54	65	58	7	184

POWERPLAY	PPG	ATT	PCT.	PENALTY KILLING	PK	TSH	PCT.
Oilers	2	12	16.7	Oilers	21	22	95.5
Ducks	1	22	4.5	Ducks	10	12	83.3



ARIZONA COYOTES

Gila River Arena
9400 W. Maryland Avenue
Glendale, AZ 85305

2014-15 GAMES VS. ARIZONA

At Edmonton – November 16,
December 1 & 23
At Arizona – December 12

CLUB DIRECTORY

Co-Owner, Chairman and Governor	George Gosbee
Co-Owner, President, CEO & Ait. Governor	Anthony LeBlanc
Executive Vice President, G.M. & Ait. Governor	Don Maloney
Senior Vice President & Assistant G.M.	Darcy Regier
Head Coach	Dave Tippett
Associate Coach	Jim Playfair
Assistant Coach	Newell Brown
Asst. to the G.M./Goaltending Coach	Sean Burke
Senior Advisor to the Coaching Staff	Dave King
Video Coach / Strength & Conditioning Coach	Steve Peters / JP Major
Vice President of Hockey Operations	Chris O'Hearn
Director of Hockey Operations & Analytics	Bob Teofilio
Executive Assistant/Hockey Ops	Ashley James
Manager of Team Services	Rick Braunstein
Team Services Coordinator/Security	Jim O'Neal
Scouting Directors, Amateur / Pro	Tim Bernhardt / Frank Effinger
Vice President of Communications	Rich Nairn
Sr. Director of News Content	Dave Vest
Media Relations Director / Coordinator	Chris Wojcik / Greg Dillard
TV Play-by-Play Announcer	Matt McConnell
TV Color / Host	Tyson Nash / Todd Walsh
Radio Play-by-Play Announcer / Color / Host	Bob Heethuis / Nick Boynton / Luke Lapinski
Arena (Capacity)	Gila River Arena(17,125)
Public Relations Phone	(623) 772-3200
Public Relations FAX	(623) 872-2000
Tickets	(480) 563-PUCK
Arena Phone	(623) 772-3200
Arena FAX	(623) 772-3201
Website	www.ArizonaCoyotes.com

EDMONTON OILERS VS. ARIZONA COYOTES

YEARLY RECORD 1979-80 TO 2013-14

SEASON	GP	W	L	T	OTL	GF	GA	PTS	PCT.	AT EDMONTON			AT ARIZONA		
										W-L-T-OTL	GF	GA	W-L-T-OTL	GF	GA
1979-80	4	1	2	1	—	17	16	3	.375	1-1-0-0	12	6	0-1-1-0	5	10
1980-81	4	4	0	0	—	26	9	8	1.000	2-0-0-0	17	6	2-0-0-0	9	3
1981-82	3	2	1	0	—	14	7	4	.667	1-1-0-0	4	5	1-0-0-0	10	2
1982-83	8	6	2	0	—	45	31	12	.750	4-0-0-0	22	7	2-2-0-0	23	24
1983-84	8	8	0	0	—	53	37	16	1.000	4-0-0-0	24	16	4-0-0-0	29	21
1984-85	8	5	3	0	—	40	34	10	.625	2-2-0-0	22	21	3-1-0-0	18	13
1985-86	8	6	2	0	—	47	34	12	.750	3-1-0-0	22	15	3-1-0-0	25	19
1986-87	8	5	3	0	—	33	27	10	.625	3-1-0-0	16	10	2-2-0-0	17	17
1987-88	8	4	1	3	—	32	21	11	.688	2-0-2-0	15	10	2-1-1-0	17	11
1988-89	8	4	3	1	—	40	35	9	.563	2-2-0-0	17	17	2-1-1-0	23	18
1989-90	8	5	3	0	—	38	28	10	.625	4-0-0-0	23	11	1-3-0-0	15	17
1990-91	8	3	4	1	—	21	23	7	.438	1-2-1-0	9	10	2-2-0-0	12	13
1991-92	7	3	3	1	—	25	27	7	.500	2-2-0-0	15	16	1-1-1-0	10	11
1992-93	9	1	8	0	—	29	44	2	.111	0-4-0-0	13	22	1-4-0-0	16	22
1993-94	4	3	1	0	—	18	11	6	.750	2-0-0-0	11	2	1-1-0-0	7	9
1994-95	4	2	1	1	—	15	16	5	.625	0-1-1-0	4	8	2-0-0-0	11	8
1995-96	4	2	2	0	—	14	20	4	.500	2-0-0-0	10	7	0-2-0-0	4	13
1996-97	4	3	1	0	—	15	11	6	.750	1-1-0-0	6	7	2-0-0-0	9	4
1997-98	4	3	1	0	—	17	12	6	.750	2-0-0-0	9	5	1-1-0-0	8	8
1998-99	4	2	2	0	—	17	14	4	.500	1-1-0-0	8	10	1-1-0-0	9	4
1999-00	4	3	0	0	1	16	13	7	.875	2-0-0-0	7	4	1-0-0-1	9	9
2000-01	4	0	2	2	0	8	13	2	.250	0-0-2-0	4	4	0-2-0-0	4	9
2001-02	4	4	0	0	0	18	9	8	1.000	2-0-0-0	9	2	2-0-0-0	9	7
2002-03	4	1	1	0	2	10	15	4	.500	1-1-0-0	5	8	0-0-2-2	5	7
2003-04	4	3	0	1	0	19	11	7	.875	2-0-0-0	9	6	1-0-1-0	10	5
2004-05	DID NOT PLAY														
2005-06	4	2	0	0	2	17	12	6	.750	1-0-0-1	10	5	1-0-0-1	7	7
2006-07	4	2	2	0	0	10	13	4	.500	1-1-0-0	5	5	1-1-0-0	5	8



EDMONTON OILERS VS. ARIZONA COYOTES

YEARLY RECORD 1979-80 TO 2013-14

SEASON	GP	W	L	T	OTL	GF	GA	PTS	PCT.	AT EDMONTON		AT ARIZONA			
										W-L-T-OTL	GF GA	W-L-T-OTL	GF GA		
2007-08	4	4	0	0	0	22	10	8	1.000	2-0-0-0	13	6	2-0-0-0	9	4
2008-09	4	3	1	0	0	15	9	6	.750	2-0-0-0	10	5	1-1-0-0	5	4
2009-10	4	1	1	0	2	11	14	4	.500	1-0-0-1	8	5	0-1-0-1	3	9
2010-11	4	1	2	0	1	8	15	3	.375	0-1-0-1	4	7	1-1-0-0	4	8
2011-12	4	0	3	0	1	7	14	1	.125	0-1-0-1	3	6	0-2-0-0	4	8
2012-13	3	2	1	0	0	6	6	4	.666	1-1-0-0	4	5	1-0-0-0	2	1
2013-14	5	1	3	0	1	15	21	3	.300	0-2-0-0	5	10	1-1-0-1	10	11
TOTALS	179	99	59	11	10	738	632	219	.629	54-26-6-4	375	288	45-33-5-6	363	344
ARIZONA	68	35	19	3	10	231	212	83	.610	19-9-2-4	119	99	16-11-1-6	112	113
WINNIPEG	111	64	39	8	0	507	420	136	.500	35-17-4-0	256	189	29-22-4-0	251	231

* Franchise in Winnipeg from 1979-80 to 1995-96. Moved to Phoenix for 1996-97 season.

** Changed name from Phoenix to Arizona in 2014.

EDMONTON OILERS VS. PHOENIX COYOTES

2013-14 RESULTS & STATISTICS

AT EDMONTON

24 Jan '14 PHX 4 @ EDM 3

03 Dec '13 PHX 6 @ EDM 2

WINNING GOAL

Mike Ribeiro

Shane Doan

AT PHOENIX

04 Apr '14 EDM 3 @ PHX 2 (SO)

31 Dec '13 EDM 3 @ PHX 4 (OT)

26 Oct '13 EDM 4 @ PHX 5

WINNING GOAL

Sam Gagner

Keith Yandle

Oliver Ekman-Larsson

OILERS	GP	G	A	P	+/-	PIM	PP	SH	COYOTES	GP	G	A	P	+/-	PIM	PP	SH
David Perron	5	5	1	6	6	4	8	1	0	5	4	3	7	6	4	1	0
Ryan Hall	4	0	6	6	4	0	0	0	0	5	2	5	7	0	0	1	0
Taylor Hall	5	2	2	4	5	0	0	0	0	5	3	3	6	2	0	1	0
Nigel Nugent-Hopkins	5	2	2	3	3	0	0	0	0	5	3	4	6	2	0	0	0
Justin Schultz	5	2	3	3	3	0	0	0	0	5	2	3	6	1	0	2	0
Jordan Eberle	5	0	3	3	-2	2	0	0	0	5	2	4	6	2	0	0	0
Ryan Jones	3	1	1	2	2	0	0	0	0	5	1	2	3	-2	4	0	0
Sam Gagner	4	1	0	1	-5	0	0	0	0	5	1	2	3	4	6	0	0
Will Acton	3	1	0	1	0	0	0	0	0	5	1	2	3	1	0	0	0
Matt Hendricks	2	1	0	1	0	6	0	0	0	4	1	2	3	4	2	0	0
Tyler Pitlick	1	1	0	1	1	0	0	0	0	5	1	1	2	0	4	0	0
Boyd Gordon	4	0	1	1	1	0	0	0	0	4	1	1	2	-3	2	0	0
Mark Arcobello	3	0	1	1	-3	2	0	0	0	4	1	1	2	-2	0	0	0
Ales Hensky	3	0	1	1	-4	0	0	0	0	5	0	2	2	3	2	0	0
Martin Marincin	3	0	1	1	0	0	0	0	0	5	0	2	2	0	0	0	0
Nail Yakupov	3	0	1	1	-1	0	0	0	0	3	0	2	2	-3	0	0	0
Luke Gazdic	2	0	1	1	-1	0	0	0	0	5	1	0	1	1	4	0	0
Ben Eager	1	0	1	1	1	0	0	0	0	4	0	1	1	3	0	0	0
Corey Potter	1	0	1	1	1	0	0	0	0	1	0	1	1	1	0	0	0
Anton Belov	5	0	0	0	-5	2	2	0	0	3	0	0	0	-2	0	0	0
Jeff Petry	5	0	0	0	-5	6	0	0	0	2	0	0	0	0	0	0	0
Andrew Ference	4	0	0	0	-2	9	0	0	0	2	0	0	0	-1	2	0	0
Ryan Smyth	4	0	0	0	-3	2	0	0	0	1	0	0	0	0	0	0	0
Jesse Joensuu	3	0	0	0	-3	0	0	0	0	1	0	0	0	0	0	0	0
Denis Grebeshkov	2	0	0	0	-1	0	0	0	0	1	0	0	0	0	0	0	0
Anton Lander	2	0	0	0	0	0	0	0	0	1	0	0	0	0	0	0	0
Nick Schultz	2	0	0	0	-1	0	0	0	0	1	0	0	0	0	0	0	0
Mark Fraser	1	0	0	0	-1	0	0	0	0	1	0	0	0	0	0	0	0
Roman Horak	1	0	0	0	-1	0	0	0	0	1	0	0	0	0	0	0	0
Oscar Klefbom	1	0	0	0	0	0	0	0	0	1	0	0	0	0	0	0	0
Philip Larsen	1	0	0	0	0	0	0	0	0	1	0	0	0	0	0	0	0
Steven Pinizzotto	1	0	0	0	0	0	0	0	0	1	0	0	0	0	0	0	0
Ladislav Smid	1	0	0	0	0	2	0	0	0	1	0	0	0	0	7	0	0

OILERS GOALTENDERS

	GP	MIN	W-L-OT	GA	SA	SV	GAA	SV%
Ben Scrivens	1	64	1-0-0	2	26	24	1.87	.923
Ilya Bryzgalov	2	124	0-1-1	8	74	66	3.88	.892
Devan Dubnyk	2	61	0-1-0	6	34	28	5.94	.824
Jason LaBarbera	1	58	0-1-0	5	27	22	5.19	.815

COYOTES GOALTENDERS

	GP	MIN	W-L-OT	GA	SA	SV	GAA	SV%
Mike Smith	4	207	3-0-0	12	112	100	3.49	.893
Thomas Greiss	2	103	1-0-1	2	41	39	1.17	.951

GOALS BY PERIOD

	1	2	3	OT	TOTAL	SHOTS BY PERIOD	1	2	3	OT	TOTAL
Oilers	4	6	4	0	14	Oilers	50	44	54	5	153
Coyotes	5	8	7	1	21	Coyotes	60	46	52	3	161

POWERPLAY

	PPG	ATT	PCT.	PENALTY KILLING	PK	TSH	PCT.
Oilers	0	7	0.0	Oilers	4	6	66.7
Coyotes	2	6	33.3	Coyotes	7	7	100.0



BOSTON BRUINS
 TD Garden
 100 Legends Way
 Boston, MA 02114

2014-15 GAMES VS. BOSTON
 At Edmonton – February 18
 At Boston – November 6

CLUB DIRECTORY

Owner & Governor, Boston Bruins; Chairman, NHL Board of Governors	Jeremy M. Jacobs
Principal, Boston Bruins.....	Charlie Jacobs
Alternate Governors.....	Charlie Jacobs, Jeremy Jacobs, Jr., Louis Jacobs, Harry Sinden, Peter Chiarelli, Cam Neely
Senior Advisor to the Owner.....	Harry Sinden
President	Cam Neely
General Manager.....	Peter Chiarelli
Assistant General Managers	Don Sweeney, Scott Bradley
Executive Director of Player Personnel.....	John Ferguson
Director of Amateur Scouting.....	Keith Gretzky
Assistant Director of Amateur Scouting.....	Scott Fitzgerald
Director of Hockey Operations/Analytics.....	Ryan Nadeau
Team Road Services Coordinator.....	John Bucyk
Head Coach.....	Claude Julien
Assistant Coaches.....	Doug Houda, Doug Jarvis, Joe Sacco
Goaltending Coach.....	Bob Essensa
Video Analyst.....	Jeremy Rogalski
Director of Communications & Content.....	Eric Tosi
Director of Publications & Information.....	Heidi Holland
Communications Specialist.....	Erika Wentzell
TV Rightsholder.....	New England Sports Network (NESN)
Radio play-by-play / analyst	Jack Edwards / Andy Brickley
Radio Rightsholder.....	98.5 The Sports Hub (CBS Radio Boston)
Radio play-by-play / analyst	Dave Goucher / Bob Beers
Arena (Capacity)	TD Garden (17,565)
Public Relations Phone.....	(617) 624-BEAR (2327)
Public Relations FAX.....	(617) 523-7184
Website	www.bostonbruins.com

EDMONTON OILERS VS. BOSTON BRUINS

YEARLY RECORD 1979-80 TO 2013-14

SEASON	AT EDMONTON							AT BOSTON								
	GP	W	L	T	OTL	GF	GA	PTS	PCT.	W-L-T-OTL	GF	GA	W-L-T-OTL	GF	GA	
1979-80	4	0	4	0	-	6	17	0	.000	0-2-0-0	3	6	0-2-0-0	3	11	
1980-81	4	1	3	0	-	13	23	2	.250	1-1-0-0	8	10	0-2-0-0	5	13	
1981-82	3	0	1	2	-	8	11	2	.333	0-0-2-0	6	6	0-1-0-0	2	5	
1982-83	3	0	2	1	-	11	16	1	.167	0-1-0-0	3	5	0-1-1-0	8	11	
1983-84	3	2	1	0	-	8	6	4	.667	2-0-0-0	7	2	0-1-0-0	1	4	
1984-85	3	2	1	0	-	14	10	4	.667	1-0-0-0	7	2	1-1-0-0	7	8	
1985-86	3	2	1	0	-	13	11	4	.667	1-1-0-0	8	8	1-0-0-0	5	3	
1986-87	3	1	2	0	-	10	10	2	.333	1-0-0-0	6	2	0-2-0-0	4	8	
1987-88	3	1	1	1	-	10	12	3	.500	1-1-0-0	8	10	0-0-1-0	2	2	
1988-89	3	0	3	0	-	7	13	0	.000	0-1-0-0	2	4	0-2-0-0	5	9	
1989-90	3	0	2	1	-	5	12	1	.167	0-1-1-0	3	6	0-1-0-0	2	6	
1990-91	3	1	2	0	-	15	11	2	.333	1-0-0-0	8	1	1-1-0-0	7	10	
1991-92	3	1	2	0	-	10	14	2	.333	0-1-0-0	3	5	1-1-0-0	7	9	
1992-93	2	1	1	0	-	7	9	2	.500	0-1-0-0	3	6	1-0-0-0	4	3	
1993-94	2	0	2	0	-	2	8	0	.000	0-1-0-0	1	3	0-1-0-0	1	5	
1994-95	DID NOT PLAY															
1995-96	2	1	1	0	-	8	10	2	.500	0-1-0-0	4	7	1-0-0-0	4	3	
1996-97	2	2	0	0	-	10	3	4	1.000	1-0-0-0	4	3	1-0-0-0	6	0	
1997-98	2	0	2	0	-	2	5	0	.000	0-1-0-0	1	2	0-1-0-0	1	3	
1998-99	1	0	1	0	-	0	2	0	.000	0-1-0-0	0	2	0-0-0-0	0	0	
1999-00	2	1	0	1	0	6	4	3	.750	1-0-0-0	4	2	0-0-1-0	2	2	



EDMONTON OILERS VS. BOSTON BRUINS

YEARLY RECORD 1979-80 TO 2013-14

SEASON	GP	W	L	T	OTL	GF	GA	PTS	PCT.	AT EDMONTON				AT BOSTON			
										W-L-T-OTL	GF	GA	PCT.	W-L-T-OTL	GF	GA	PCT.
2000-01	1	1	0	0	0	6	1	2	1.000	1-0-0-0	6	1		0-0-0-0	0	0	
2001-02	1	0	0	0	1	0	1	1	.500	0-0-0-0	0	0		0-0-0-1	0	1	
2002-03	2	0	2	0	0	4	10	0	.000	0-1-0-0	3	4		0-1-0-0	0	6	
2003-04	1	0	1	0	0	3	4	0	.000	0-0-0-0	0	0		0-1-0-0	3	4	
2004-05										DID NOT PLAY							
2005-06	1	0	0	0	1	4	5	1	.500	0-0-0-1	4	5		0-0-0-0	0	0	
2006-07	1	0	1	0	0	0	3	0	.000	0-0-0-0	0	0		0-1-0-0	0	3	
2007-08										DID NOT PLAY							
2008-09	1	0	0	0	1	0	1	1	.500	0-0-0-1	0	1		0-0-0-0	0	0	
2009-10	1	0	1	0	0	0	2	0	.000	0-0-0-0	-	-		0-1-0-0	0	2	
2010-11	1	0	1	0	0	2	3	0	.000	0-1-0-0	2	3		0-0-0-0	0	0	
2011-12	1	0	1	0	0	3	6	0	.000	0-0-0-0	-	-		0-1-0-0	3	6	
2012-13										DID NOT PLAY							
2013-14	2	0	2	0	0	2	8	0	.000	0-1-0-0	2	4		0-1-0-0	0	4	
TOTALS	67	17	40	6	3	189	251	43	.321	11-17-3-2	106	110		6-2-4-3-1	83	141	

EDMONTON OILERS VS. BOSTON BRUINS

2013-14 RESULTS & STATISTICS

AT EDMONTON	WINNING GOAL	AT BOSTON	WINNING GOAL
12 Dec '13 BOS 4 @ EDM 2	Brad Marchand	01 Feb '14 EDM 0 @ BOS 4	David Krejci

OILERS	GP	G	A	P	+/-	PIM	PP	SH	BRUINS	GP	G	A	P	+/-	PIM	PP	SH
David Perron	2	2	0	2	-2	2	0	0	Jarome Iginla	2	2	2	4	3	0	0	0
Jordan Eberle	2	0	1	1	-1	2	0	0	David Krejci	2	1	2	3	2	2	1	0
Jeff Petry	2	0	1	1	0	4	0	0	Carl Soderberg	2	1	1	2	2	0	0	0
Justin Schultz	2	0	1	1	-2	0	0	0	Dennis Seidenberg	1	1	1	2	2	2	0	0
Nick Schultz	2	0	1	1	-1	0	0	0	Zdeno Chara	2	0	2	2	0	0	0	0
Andrew Ference	2	0	0	0	-1	0	0	0	Torey Krug	2	1	0	1	1	0	1	0
Sam Gagner	2	0	0	0	-6	0	0	0	Brad Marchand	2	1	0	1	-1	2	0	1
Luke Gazdic	2	0	0	0	0	10	0	0	Dougie Hamilton	1	1	0	1	1	0	0	0
Taylor Hall	2	0	0	0	-4	0	0	0	Matt Bartkowski	2	0	1	1	3	2	0	0
Ales Hemsky	2	0	0	0	-1	0	0	0	Patrice Bergeron	2	0	1	1	0	0	0	0
Ryan Jones	2	0	0	0	1	0	0	0	Millan Lucic	2	0	1	1	1	5	0	0
Ryan Nugent-Hopkins	2	0	0	0	2	0	0	0	Kevan Miller	2	0	1	1	1	0	0	0
Nail Yakupov	2	0	0	0	-3	0	0	0	Chris Kelly	1	0	1	1	1	4	0	0
Mark Arcobello	1	0	0	0	0	0	0	0	Johnny Boychuk	2	0	0	0	1	0	0	0
Anton Belov	1	0	0	0	0	0	0	0	Gregory Campbell	2	0	0	0	0	2	0	0
Mark Fraser	1	0	0	0	0	0	0	0	Reilly Smith	2	0	0	0	-1	0	0	0
Boyd Gordon	1	0	0	0	0	0	0	0	Jordan Caron	1	0	0	0	0	2	0	0
Matt Hendricks	1	0	0	0	0	0	0	0	Loui Eriksson	1	0	0	0	2	0	0	0
Jesse Joensuu	1	0	0	0	-1	0	0	0	Matt Fraser	1	0	0	0	0	0	0	0
Anton Lander	1	0	0	0	0	0	0	0	Nick Johnson	1	0	0	0	0	0	0	0
Philip Larsen	1	0	0	0	-1	2	0	0	Daniel Paille	1	0	0	0	1	0	0	0
Martin Marincin	1	0	0	0	-1	0	0	0	Ryan Spooner	1	0	0	0	0	0	0	0
Ryan Smyth	1	0	0	0	0	2	0	0	Shawn Thornton	1	0	0	0	0	5	0	0

OILERS GOALTENDERS	GP	MIN	W-L-OT	GA	SA	SV	GAA	SV%
Jason LaBarbera	1	39	0-0-0	0	12	12	0.00	1.000
Ben Scrivens	1	60	0-1-0	4	41	37	4.02	.902
Devan Dubnyk	1	20	0-1-0	3	18	15	9.09	.833

BRUINS GOALTENDER	GP	MIN	W-L-OT	GA	SA	SV	GAA	SV%
Chad Johnson	2	120	2-0-0	2	63	61	1.00	.968

GOALS BY PERIOD	1	2	3	OT	TOTAL	SHOTS BY PERIOD	1	2	3	OT	TOTAL
Oilers	0	2	0	0	2	Oilers	16	24	23	0	63
Bruins	3	1	4	0	8	Bruins	27	23	22	0	72

POWERPLAY	PPG	ATT	PCT.	PENALTY KILLING	PK	TSH	PCT.
Oilers	0	7	0.0	Oilers	4	6	66.7
Bruins	2	6	33.3	Bruins	7	7	100.0



BUFFALO SABRES

First Niagara Center
One Seymour H. Knox III Plaza
Buffalo, NY 14203

2014-15 GAMES VS. BUFFALO

At Edmonton – January 29
At Buffalo – November 17

CLUB DIRECTORY

Owner.....	Terrence M. Pegula
President.....	Theodore N. Black
Chief Development Officer.....	Clifford Benson
General Manager.....	Tim Murray
V.P. of Hockey and Business Administration.....	Joe Battista
Assistant General Manager.....	Mark Jakubowski
Director of Player Personnel.....	Kevin Devine
Directors, Scouting / Amateur Scouting.....	Rob Murphy / Greg Royce
Head Amateur Scout.....	Dave Torrie
Head Coach.....	Ted Nolan
Assistant Coaches.....	Bryan Trottier, Danny Flynn, Tom Coolen
Goaltender Coach / Video Coach.....	Arturs Irbe / Corey Smith
Director, Media Relations.....	Chris Bandura
P.R. Assistants.....	Ian Ott, Marc Heintzman
Broadcast Team.....	Rick Jeanneret (Play-by-Play), Rob Ray (Color), Dan Dunleavy (Play-by-Play/Reporter), Kevin Sylvester
Radio Host, Sabres Hockey Hotline.....	
Arena (Capacity).....	First Niagara Center (19,070)
Public Relations Phone.....	(716) 855-4100
Public Relations FAX.....	(716) 855-4110
Website.....	www.sabres.com

EDMONTON OILERS VS. BUFFALO SABRES

YEARLY RECORD 1979-80 TO 2013-14

SEASON	GP	W	L	T	OTL	GF	GA	PTS	PCT.	AT EDMONTON			AT BUFFALO		
										W-L-T-OTL	GF	GA	W-L-T-OTL	GF	GA
1979-80	4	1	2	1	-	19	22	3	.375	1-1-0-0	8	9	0-1-1-0	11	13
1980-81	4	1	1	2	-	13	12	4	.500	1-0-1-0	8	5	0-1-1-0	5	7
1981-82	3	2	1	0	-	11	7	4	.667	1-1-0-0	5	4	1-0-0-0	6	3
1982-83	3	2	1	0	-	15	12	4	.667	1-0-0-0	6	2	1-1-0-0	9	10
1983-84	3	2	1	0	-	12	6	4	.667	2-0-0-0	11	3	0-1-0-0	1	3
1984-85	3	2	0	1	-	15	12	5	.833	0-0-1-0	4	4	2-0-0-0	11	8
1985-86	3	1	2	0	-	9	11	2	.333	1-1-0-0	7	7	0-1-0-0	2	4
1986-87	3	2	1	0	-	13	11	4	.667	1-0-0-0	5	3	1-1-0-0	8	8
1987-88	3	3	0	0	-	16	6	6	1.000	2-0-0-0	11	4	1-0-0-0	5	2
1988-89	3	2	0	1	-	17	12	5	.833	1-0-0-0	7	3	1-0-1-0	10	9
1989-90	3	2	1	0	-	15	9	4	.667	2-0-0-0	10	3	0-1-0-0	5	6
1990-91	3	2	1	0	-	9	7	4	.667	1-0-0-0	4	2	1-1-0-0	5	5
1991-92	3	1	1	1	-	11	14	3	.500	1-0-0-0	5	2	0-1-1-0	6	12
1992-93	2	2	0	0	-	8	6	4	1.000	1-0-0-0	3	2	1-0-0-0	5	4
1993-94	2	0	1	1	-	4	7	1	.250	0-1-0-0	3	6	0-0-1-0	1	1
1994-95	DID NOT PLAY														
1995-96	2	1	1	0	-	6	8	2	.500	1-0-0-0	5	4	0-1-0-0	1	4
1996-97	2	2	0	0	-	7	4	4	1.000	1-0-0-0	4	3	1-0-0-0	3	1
1997-98	2	0	1	1	-	4	5	1	.250	0-1-0-0	0	1	0-0-1-0	4	4
1998-99	2	2	0	0	-	11	6	4	1.000	1-0-0-0	6	3	1-0-0-0	5	3
1999-00	1	0	0	1	0	2	2	1	.500	0-0-0-0	0	0	0-0-1-0	2	2
2000-01	2	2	0	0	0	7	2	4	1.000	1-0-0-0	3	2	1-0-0-0	4	0
2001-02	1	1	0	0	0	3	0	2	1.000	0-0-0-0	0	0	1-0-0-0	3	0
2002-03	1	0	0	1	0	1	1	1	.500	0-0-1-0	1	1	0-0-0-0	0	0
2003-04	1	1	0	0	0	4	1	2	1.000	1-0-0-0	4	1	0-0-0-0	0	0
2004-05	DID NOT PLAY														



EDMONTON OILERS VS. BUFFALO SABRES

YEARLY RECORD 1979-80 TO 2013-14

SEASON	GP	W	L	T	OTL	GF	GA	PTS	PCT.	AT EDMONTON		AT BUFFALO			
										W-L-T-OTL	GF	GA	W-L-T-OTL	GF	GA
2005-06	1	0	1	0	0	1	3	0	.000	0-1-0-0	1	3	0-0-0-0	0	0
2006-07	1	0	0	0	1	1	2	1	.500	0-0-0-0	0	0	0-0-0-1	1	2
2007-08	DID NOT PLAY														
2008-09	1	0	1	0	0	2	10	0	.000	0-1-0-0	2	10	0-0-0-0	0	0
2009-10	1	0	1	0	0	1	3	0	.000	0-0-0-0	0	0	0-1-0-0	1	3
2010-11	1	0	1	0	0	2	4	0	.000	0-1-0-0	2	4	0-0-0-0	0	0
2011-12	1	0	1	0	0	3	4	0	.000	0-0-0-0	-	-	0-1-0-0	3	4
2012-13	DID NOT PLAY														
2013-14	2	1	1	0	0	4	5	2	.500	0-1-0-0	1	3	1-0-0-0	3	2
TOTALS	67	35	21	10	1	246	214	81	.604	21-9-3-0	126	94	14-12-7-1	120	120

EDMONTON OILERS VS. BUFFALO SABRES

2013-14 RESULTS & STATISTICS

AT EDMONTON			WINNING GOAL			AT BUFFALO			WINNING GOAL		
20 Mar '14	BUF 3 @ EDM 1		Cory Conacher			03 Feb '14	EDM 3 @ BUF 2		Matt Hendricks		

OILERS	GP	G	A	P	+/-	PIM	PP	SH	SABRES	GP	G	A	P	+/-	PIM	PP	SH
David Perron	2	0	3	3	0	0	0	0	Cory Conacher	1	2	1	3	2	4	1	0
Justin Schultz	2	1	1	2	0	0	0	0	Drew Stafford	2	2	0	2	0	2	0	1
Taylor Hall	2	1	0	1	-1	4	1	0	Cody Hodgson	2	0	2	2	0	0	0	0
Matt Hendricks	2	1	0	1	1	7	0	1	Steve Ott	1	1	0	1	0	4	1	0
Jeff Petry	2	1	0	1	1	0	0	0	Tyler Ennis	2	0	1	1	-1	2	0	0
Andrew Ference	2	0	1	1	-1	2	0	0	Jamie McBain	2	0	1	1	0	0	0	0
Boyd Gordon	2	0	1	1	1	0	0	0	Mike Weber	2	0	1	1	1	7	0	0
Martin Marincin	2	0	1	1	0	0	0	0	Zemgus Girgensons	1	0	1	1	1	0	0	0
Nail Yakupov	1	0	1	1	0	2	0	0	Tyler Myers	1	0	1	1	0	2	0	0
Mark Fraser	2	0	0	0	0	0	0	0	Matt D'Agostini	2	0	0	0	-1	0	0	0
Sam Gagner	2	0	0	0	-1	0	0	0	Christian Ehrhoff	2	0	0	0	-1	6	0	0
Luke Gazdic	2	0	0	0	0	5	0	0	Matt Ellis	2	0	0	0	-1	0	0	0
Ryan Nugent-Hopkins	2	0	0	0	-1	2	0	0	Brian Flynn	2	0	0	0	0	0	0	0
Ryan Smyth	2	0	0	0	0	2	0	0	Marcus Foligno	2	0	0	0	-1	2	0	0
Jordan Eberle	1	0	0	0	-1	2	0	0	John Scott	2	0	0	0	0	0	0	0
Ales Hensky	1	0	0	0	1	2	0	0	Henrik Tallinder	2	0	0	0	1	0	0	0
Jesse Joensuu	1	0	0	0	0	0	0	0	Nicolas Deslauriers	1	0	0	0	0	0	0	0
Ryan Jones	1	0	0	0	0	0	0	0	Zenon Konopka	1	0	0	0	0	5	0	0
Oscar Klefbom	1	0	0	0	0	0	0	0	Torrey Mitchell	1	0	0	0	1	2	0	0
Anton Lander	1	0	0	0	-1	0	0	0	Linus Omark	1	0	0	0	-1	0	0	0
Philip Larsen	1	0	0	0	0	0	0	0	Rasmus Ristolainen	1	0	0	0	1	0	0	0
Tyler Pitlick	1	0	0	0	-1	0	0	0	Chad Ruhwedel	1	0	0	0	0	0	0	0
Nick Schultz	1	0	0	0	1	0	0	0	Alexander Sulzer	1	0	0	0	-1	0	0	0
									Philip Varone	1	0	0	0	0	0	0	0

OILERS GOALTENDERS	GP	MIN	W-L-OT	GA	SA	SV	GAA	SV%
Ilya Bryzgalov	1	60	1-0-0	2	44	42	2.00	.955
Ben Scrivens	1	58	0-1-0	3	36	33	3.13	.917
SABRES GOALTENDERS	GP	MIN	W-L-OT	GA	SA	SV	GAA	SV%
Matt Hackett	1	60	1-0-0	1	36	35	1.00	.972
Jhonas Enroth	1	59	0-1-0	3	28	25	3.07	.893

GOALS BY PERIOD	1	2	3	OT	TOTAL	SHOTS BY PERIOD	1	2	3	OT	TOTAL
Oilers	2	1	1	0	4	Oilers	26	24	14	0	64
Sabres	2	1	2	0	5	Sabres	21	34	25	0	80
POWERPLAY	PPG	ATT	PCT.	PENALTY KILLING	PK	TSH	PCT.				
Oilers	1	11	9.1	Oilers	6	8	75.0				
Sabres	2	8	25.0	Sabres	10	11	90.9				



CALGARY FLAMES
 Scotiabank Saddledome
 P.O. Box 1540 Station M
 Calgary, Alberta T2P 3B9

2014-15 GAMES VS. CALGARY
 At Edmonton – October 9, April 4
 At Calgary – December 27, December 31
 & January 31

CLUB DIRECTORY

Owners.....	N. Murray Edwards (Chairman), Alvin G. Libin, Allan P. Markin, Jeff McCaig, Clayton H. Riddell
President & Chief Executive Officer.....	Ken King
Chief Operating Officer.....	John Bean
President, Hockey Operations.....	Brian Burke
General Manager.....	Brad Treiving
Sr. V.P. / Assistant G.M.	Michael Holditch
President, Hockey Operations.....	Brian Burke
General Manager.....	Brad Treiving
Assistant General Managers.....	Craig Conroy, Brad Pascal
Sr. V.P. / Assistant G.M.	Michael Holditch
Directors, Player Development.....	Ron Sutter, Troy Crowder
Director, Amateur Scouting.....	Tod Button
Director, Video and Statistical Analysis.....	Chris Snow
Head Coach.....	Bob Hartley
Associate Coach.....	Jacques Cloutier
Assistant Coach.....	Martin Gelinas
Senior Video Analyst.....	Jamie Pringle
Goaltending Coach.....	Jordan Sigalet
Skills Coach.....	Domenic Pittis
Team Services Manager.....	Sean O'Brien
Vice-President, Communications.....	Peter Hanlon
Director, Communications & Media Relations.....	Sean Kelso
Administrative Assistant, Communications.....	Bernie Hargrave
Radio Affiliate.....	The FAN 960 (960 AM)
TV Affiliate.....	Rogers Sportsnet, CBC-TV, TSN
Arena (Capacity).....	Scotiabank Saddledome (19,289)
Public Relations Phone.....	(403) 777-2177
Public Relations FAX.....	(403) 777-2195
Website.....	www.calgaryflames.com

EDMONTON OILERS VS. CALGARY FLAMES

YEARLY RECORD 1979-80 TO 2013-14

SEASON	AT EDMONTON					AT CALGARY						
	GP	W	L	T	OTL	GF	GA	PTS	PCT.	W-L-T-OTL	GF	GA
1979-80*	4	1	2	1	—	15	20	3	.375	0-1-1-0	7	9
1980-81	4	1	2	1	—	15	21	3	.375	1-1-0-0	9	13
1981-82	8	5	2	1	—	41	31	11	.688	2-1-1-0	23	16
1982-83	8	4	2	2	—	37	37	10	.625	3-0-1-0	22	17
1983-84	8	7	0	1	—	53	28	15	.938	3-0-1-0	25	14
1984-85	8	6	1	1	—	39	29	13	.813	3-0-1-0	22	13
1985-86	8	6	1	1	—	40	33	13	.813	4-0-0-0	23	13
1986-87	8	1	6	1	—	29	39	3	.188	1-2-1-0	13	16
1987-88	8	3	4	1	—	33	33	7	.438	1-3-0-0	15	16
1988-89	8	2	5	1	—	27	35	5	.313	2-1-1-0	19	13
1989-90	8	3	4	1	—	21	32	7	.438	2-1-1-0	11	9
1990-91	8	3	4	1	—	27	25	7	.438	2-2-0-0	13	11
1991-92	7	3	3	1	—	21	27	7	.500	2-1-0-0	10	7
1992-93	7	1	6	0	—	15	32	2	.143	1-3-0-0	8	16
1993-94	6	1	5	0	—	16	29	2	.167	1-2-0-0	11	14
1994-95	5	1	4	0	—	14	22	2	.200	1-2-0-0	9	12
1995-96	6	2	4	0	—	17	22	4	.333	1-2-0-0	8	13
1996-97	5	3	2	0	—	23	14	6	.600	2-0-0-0	8	4
1997-98	5	3	1	1	—	17	13	7	.700	2-0-1-0	10	5
1998-99	6	4	1	1	—	17	11	9	.750	2-0-1-0	9	6
1999-00	6	2	3	0	1	20	15	5	.417	1-1-0-1	11	6
2000-01	5	4	0	1	0	14	7	9	.900	2-0-0-0	5	2
2001-02	5	2	2	1	0	8	8	5	.500	2-1-0-0	6	5
2002-03	5	2	3	0	0	15	15	4	.400	0-2-0-0	4	8
2003-04	6	1	4	1	0	7	11	3	.250	1-2-0-0	5	7
2004-05	DID NOT PLAY											
2005-06	8	3	5	0	0	18	26	6	.375	2-2-0-0	10	13



EDMONTON OILERS VS. CALGARY FLAMES

YEARLY RECORD 1979-80 TO 2013-14

SEASON	GP	W	L	T	OTL	GF	GA	PTS	PCT.	AT EDMONTON				AT CALGARY			
										W-L-T-OTL	GF	GA	PCT.	W-L-T-OTL	GF	GA	PCT.
2006-07	8	3	5	0	0	14	21	6	.375	2-2-0-0	7	10	.375	1-3-0-0	7	11	
2007-08	8	4	4	0	0	18	18	8	.500	2-2-0-0	10	7	.500	2-2-0-0	8	11	
2008-09	6	3	2	0	1	19	18	6	.500	2-0-0-1	10	6	.500	1-2-0-0	9	13	
2009-10	6	0	5	0	1	11	24	1	.000	0-2-0-1	7	12	.000	0-3-0-0	4	13	
2010-11	6	1	3	0	2	17	23	4	.166	1-1-0-1	9	7	.166	0-2-0-1	8	16	
2011-12	6	2	4	0	0	15	18	4	.333	1-2-0-0	8	12	.333	1-2-0-0	7	6	
2012-13	4	2	2	0	0	16	11	4	.500	1-1-0-0	5	5	.500	1-1-0-0	11	6	
2013-14	5	2	1	0	2	9	14	6	.600	0-1-0-2	3	12	.600	2-0-0-0	6	2	
TOTALS	219	91	102	19	7	718	762	207	.477	53-41-10-6	375	349	.477	38-61-9-1	343	415	
CALGARY	215	90	100	18	7	703	742	204	.477	53-40-9-6	368	340	.477	37-60-9-1	335	404	
ATLANTA	4	1	2	1	0	15	20	3	.375	0-1-1-0	7	9	.375	1-1-0-0	8	11	

* Franchise in Atlanta during 1979-80 season. Moved to Calgary for 1980-81 season.

EDMONTON OILERS VS. CALGARY FLAMES

2013-14 RESULTS & STATISTICS

AT EDMONTON

22 Mar '14 CGY 8 @ EDM 1

01 Mar '14 CGY 2 @ EDM 1 (OT)

07 Dec '13 CGY 2 @ EDM 1 (OT)

WINNING GOAL

Mike Cammalleri

Sean Monahan

Jiri Hudler

AT CALGARY

27 Dec '13 EDM 2 @ CGY 0

16 Nov '13 EDM 4 @ CGY 2

WINNING GOAL

Ryan Smyth

David Perron

OILERS	GP	G	A	P	+/-	PIM	PP	SH	FLAMES	GP	G	A	P	+/-	PIM	PP	SH	
Boyd Gordon	4	1	3	4	0	0	0	0	Matt Stajan	5	1	5	6	3	2	4	0	0
David Perron	5	2	1	3	-3	2	0	0	Sean Monahan	4	3	0	3	1	0	0	0	0
Ryan Smyth	5	2	1	3	-2	0	1	0	Curtis Glencross	1	3	0	3	3	0	0	0	0
Jordan Eberle	5	1	2	3	-1	2	0	0	Mike Cammalleri	5	1	2	3	2	2	2	0	0
Ales Hemsky	4	1	2	3	2	2	0	0	Jiri Hudler	5	1	2	3	2	0	0	0	0
Taylor Hall	5	1	1	2	-3	4	0	0	Mark Giordano	4	1	2	3	5	6	0	0	0
Sam Gagner	5	0	2	2	-2	0	0	0	Paul Byron	4	1	1	2	2	0	0	0	0
Jeff Petry	5	1	0	1	-2	2	1	0	TJ Brodie	5	0	2	2	5	2	0	0	0
Ryan Nugent-Hopkins	5	0	1	1	-3	2	0	0	Ladislav Smid	5	0	2	2	2	2	0	0	0
Nail Yakupov	3	0	1	1	1	0	0	0	Lee Stempniak	3	1	0	1	-1	1	0	0	0
Anton Belov	2	0	1	1	0	2	0	0	Kevin Westgarth	2	1	0	1	1	1	12	0	0
Andrew Ference	5	0	0	0	-2	11	0	0	Dennis Wideman	2	1	0	1	0	2	0	0	0
Luke Gazdic	5	0	0	0	-1	15	0	0	Mikael Backlund	5	0	1	1	3	2	0	0	0
Justin Schultz	4	0	0	0	-4	0	0	0	Chris Butler	5	0	1	1	-1	0	0	0	0
Nick Schultz	4	0	0	0	1	0	0	0	Joe Colborne	5	0	1	1	1	6	0	0	0
Jesse Joensuu	3	0	0	0	0	0	0	0	Kris Russell	4	0	1	1	2	0	0	0	0
Ryan Jones	3	0	0	0	-1	2	0	0	Sven Baertschi	2	0	1	1	0	0	0	0	0
Anton Lander	3	0	0	0	-1	2	0	0	Tyler Wotherspoon	1	0	1	1	1	0	0	0	0
Martin Marincin	3	0	0	0	-3	0	0	0	Lance Bouma	5	0	0	0	0	2	0	0	0
Mark Falaris	2	0	0	0	-3	0	0	0	David Jones	4	0	0	0	0	0	0	0	0
Matt Hendricks	2	0	0	0	-2	0	0	0	Brian McGrattan	4	0	0	0	2	5	0	0	0
Philip Larsen	2	0	0	0	-1	0	0	0	TJ Galiardi	3	0	0	0	-1	0	0	0	0
Corey Potter	2	0	0	0	-1	0	0	0	Shane O'Brien	2	0	0	0	-1	0	0	0	0
Will Acton	1	0	0	0	0	0	0	0	Kenny Agostino	1	0	0	0	0	0	0	0	0
Mark Arcobello	1	0	0	0	0	0	0	0	Christopher Breen	1	0	0	0	-1	0	0	0	0
Oscar Klefbom	1	0	0	0	-3	0	0	0	Markus Granlund	1	0	0	0	0	0	0	0	0
Tyler Pitlick	1	0	0	0	-1	0	0	0	Blair Jones	1	0	0	0	-1	2	0	0	0
									Derek Smith	1	0	0	0	0	0	0	0	0

OILERS GOALTENDERS

	GP	MIN	W-L-OT	GA	SA	SV	GAA	SV%
Devan Dubnyk	3	182	2-0-1	4	89	85	1.32	.955
Ilya Bryzgalov	1	62	0-0-1	2	30	28	1.94	.933
Ben Scrivens	1	33	0-0-0	3	15	12	5.50	.800
Viktor Fasth	1	27	0-1-0	5	16	11	10.99	.688

FLAMES GOALTENDERS

	GP	MIN	W-L-OT	GA	SA	SV	GAA	SV%
Reto Berra	4	242	2-2-0	6	103	97	1.49	.942
Karri Ramo	1	60	1-0-0	1	25	24	1.00	.960

GOALS BY PERIOD

	1	2	3	OT	TOTAL	SHOTS BY PERIOD	1	2	3	OT	TOTAL
Oilers	2	0	7	0	9	Oilers	43	44	40	3	130
Flames	4	5	3	2	14	Flames	50	41	54	5	150

POWERPLAY

	PPG	ATT	PCT.	PENALTY KILLING	PK	TSH	PCT.
Oilers	2	16	12.5	Oilers	13	13	100.0
Flames	0	13	0.0	Flames	14	16	87.5



CAROLINA HURRICANES

PNC Arena
1400 Edwards Mill Road
Raleigh, NC 27607

2014-15 GAMES VS. CAROLINA

At Edmonton – October 24
At Carolina – March 8*
* Afternoon Game

CLUB DIRECTORY

Chief Executive Officer/Owner/Governor	Peter Karmanos, Jr.
President	Don Waddell
Executive Vice President/Chief Financial Officer	Mike Amendola
Executive Vice President/General Manager	Ron Francis
Assistant GM / Dir of Hockey Ops	Mike Vellucci
Assistant General Managers	Ricky Olczyk, Brian Tatum
Head Coach	Bill Peters
Assistant Coaches	Rod Brind'Amour, Steve Smith
Goaltending Coach / Video Coach	David Marcoux / Chris Huffine
Scouting Directors, Amateur / Pro	Tony MacDonald / Marshall Johnston
VP of Communications and Team Services	Mike Sundheim
Sr. Dir of Communications and Team Services	Kyle Hanlin
Television Play-by-Play / Analyst	John Forstlund / Tripp Tracy
Radio Play-by-Play	Chuck Kaiton
Reporter/Host	Chantel McCabe
Arena (Capacity)	PNC Arena (18,680)
Public Relations Phone	(919) 467-7825
Public Relations FAX	(919) 462-0123
Website	www.carolinahurricanes.com

EDMONTON OILERS VS. CAROLINA HURRICANES

YEARLY RECORD 1979-80 TO 2013-14

SEASON	GP	W	L	T	OTL	GF	GA	PTS	PCT.	AT EDMONTON			AT CAROLINA		
										W-L-T-OTL	GF	GA	W-L-T-OTL	GF	GA
1979-80	4	1	2	1	-	8	13	3	.375	1-0-1-0	6	3	0-2-0-0	2	10
1980-81	4	2	1	1	-	23	18	5	.625	1-0-1-0	12	10	1-1-0-0	11	8
1981-82	3	2	0	1	-	16	10	5	.833	2-0-0-0	12	6	0-0-1-0	4	4
1982-83	3	2	0	1	-	17	10	5	.833	1-0-0-0	4	2	1-0-1-0	13	8
1983-84	3	2	1	0	-	10	17	4	.667	2-0-0-0	10	6	0-1-0-0	0	11
1984-85	3	2	1	0	-	17	13	4	.667	1-0-0-0	6	3	1-1-0-0	11	10
1985-86	3	3	0	0	-	16	9	6	1.000	2-0-0-0	12	8	1-0-0-0	4	1
1986-87	3	2	1	0	-	11	10	4	.667	1-0-0-0	4	1	1-1-0-0	7	9
1987-88	3	2	1	0	-	13	7	4	.667	1-1-0-0	8	6	1-0-0-0	5	1
1988-89	3	2	1	0	-	14	13	4	.667	1-0-0-0	7	4	1-1-0-0	7	9
1989-90	3	0	1	2	-	9	11	2	.333	0-1-1-0	5	7	0-0-1-0	4	4
1990-91	3	2	1	0	-	9	10	4	.667	1-0-0-0	4	3	1-1-0-0	5	7
1991-92	3	3	0	0	-	10	3	6	1.000	2-0-0-0	7	2	1-0-0-0	3	1
1992-93	2	1	1	0	-	6	8	2	.500	1-0-0-0	3	1	0-1-0-0	3	7
1993-94	2	0	1	1	-	6	9	1	.250	0-1-0-0	2	5	0-0-1-0	4	4
1994-95	DID NOT PLAY														
1995-96	2	0	1	1	-	5	9	1	.250	0-1-0-0	1	5	0-0-1-0	4	4
1996-97	2	2	0	0	-	6	3	4	1.000	1-0-0-0	2	1	1-0-0-0	4	2
1997-98	2	0	2	0	-	5	10	0	.000	0-1-0-0	4	6	0-1-0-0	1	4
1998-99	2	0	1	1	-	2	5	1	.250	0-0-1-0	2	2	0-1-0-0	0	3
1999-00	2	0	0	2	0	5	5	2	.500	0-0-1-0	3	3	0-0-1-0	2	2
2000-01	1	1	0	0	0	3	2	2	1.000	0-0-0-0	0	0	1-0-0-0	3	2
2001-02	2	0	1	1	0	2	5	1	.250	0-1-0-0	1	4	0-0-1-0	1	1
2002-03	1	1	0	0	0	4	1	2	1.000	1-0-0-0	4	1	0-0-0-0	0	0
2003-04	1	0	1	0	0	2	3	0	.000	0-1-0-0	2	3	0-0-0-0	0	0
2004-05	DID NOT PLAY														
2005-06	DID NOT PLAY														



EDMONTON OILERS VS. CAROLINA HURRICANES

YEARLY RECORD 1979-80 TO 2013-14

SEASON	GP	W	L	T	OTL	GF	GA	PTS	PCT.	AT EDMONTON		AT CAROLINA			
										W-L-T-OTL	GF GA	W-L-T-OTL	GF GA		
2006-07	1	1	0	0	0	3	1	2	1.000	1-0-0-0	3	1	0-0-0-0	0	0
2007-08	1	0	1	0	0	2	7	0	.000	0-0-0-0	0	0	0-1-0-0	2	7
2008-09	1	1	0	0	0	3	1	2	1.000	0-0-0-0	0	0	1-0-0-0	3	1
2009-10	1	1	0	0	0	4	2	2	1.000	1-0-0-0	4	2	0-0-0-0	0	0
2010-11	1	0	1	0	0	1	7	0	.000	0-0-0-0	0	0	0-1-0-0	1	7
2011-12	1	0	1	0	0	3	5	0	.000	0-1-0-0	3	5	0-0-0-0	-	-
2012-13	DID NOT PLAY														
2013-14	2	2	0	0	0	7	5	4	1.000	1-0-0-0	5	4	1-0-0-0	2	1
TOTALS	68	35	21	12	0	242	232	82	1.000	22-8-5-0	136	104	13-13-7-0	106	128
CAROLINA	19	7	8	4	0	46	59	18	.474	4-4-2-0	31	31	3-5-2-0	15	28
HARTFORD	49	28	13	8	0	196	173	64	.653	18-4-3-0	105	73	10-9-5-0	91	100

* Franchise in Hartford from 1979-80 to 1996-97. Moved to Carolina for 1997-98 season.

EDMONTON OILERS VS. CAROLINA HURRICANES

2013-14 RESULTS & STATISTICS

AT EDMONTON	WINNING GOAL	AT CAROLINA	WINNING GOAL
10 Dec '13 CAR 4 @ EDM 5 (OT)	Jordan Eberle	16 Mar '14 EDM 2 @ CAR 1	Justin Schultz

OILERS	GP	G	A	P	+/-	PIM	PP	SH	HURRICANES	GP	G	A	P	+/-	PIM	PP	SH
Taylor Hall	2	1	2	3	-1	0	0	0	Jordan Staal	2	2	0	2	0	0	0	0
Jordan Eberle	2	1	1	2	0	0	1	0	Jeff Skinner	2	1	1	2	-1	0	0	0
Ryan Nugent-Hopkins	2	1	1	2	0	2	0	0	Eric Staal	2	1	1	2	0	0	0	1
Justin Schultz	2	1	1	2	1	0	1	0	Andrei Sekera	2	0	2	2	1	0	0	0
Nail Yakupov	2	1	1	2	-1	2	0	0	Tuomo Ruutu	1	1	0	1	-2	0	1	0
Andrew Ference	2	0	2	2	1	0	0	0	Justin Faulk	2	0	1	1	1	2	0	0
Sam Gagner	2	0	2	2	-1	0	0	0	Nathan Gerbe	2	0	1	1	0	2	0	0
Matt Hendricks	1	1	0	1	1	2	0	0	Elias Lindholm	2	0	1	1	0	0	0	0
Jesse Joensuu	1	1	0	1	1	2	0	0	Radek Dvorak	2	0	0	0	0	0	0	0
David Perron	2	0	1	1	-1	4	0	0	Patrick Dwyer	2	0	0	0	-1	0	0	0
Mark Arcobello	1	0	1	1	1	0	0	0	Ron Hainsey	2	0	0	0	-2	2	0	0
Anton Belov	1	0	1	1	0	0	0	0	Jay Harrison	2	0	0	0	0	4	0	0
Boyd Gordon	1	0	1	1	1	0	0	0	Manny Malhotra	2	0	0	0	1	2	0	0
Luke Gazdic	2	0	0	0	0	0	0	0	Ryan Murphy	2	0	0	0	-2	0	0	0
Ryan Jones	2	0	0	0	0	0	0	0	Riley Nash	2	0	0	0	-1	15	0	0
Anton Lander	2	0	0	0	1	0	0	0	Brett Bellemore	1	0	0	0	0	2	0	0
Mark Fraser	1	0	0	0	0	0	0	0	Drayson Bowman	1	0	0	0	-1	2	0	0
Ales Hemsky	1	0	0	0	1	0	0	0	Tim Gleason	1	0	0	0	0	0	0	0
Oscar Klefbom	1	0	0	0	0	0	0	0	Andrei Loktionov	1	0	0	0	0	2	0	0
Philip Larsen	1	0	0	0	0	0	0	0	Alexander Semin	1	0	0	0	0	0	0	0
Martin Marincin	1	0	0	0	0	0	0	0	Jiri Tlustý	1	0	0	0	0	0	0	0
Jeff Petry	1	0	0	0	0	0	0	0	Kevin Westgarth	1	0	0	0	1	0	0	0
Corey Potter	1	0	0	0	0	0	0	0									
Nick Schultz	1	0	0	0	1	0	0	0									
Ryan Smyth	1	0	0	0	0	0	0	0									

OILERS GOALTENDERS	GP	MIN	W-L-OT	GA	SA	SV	GAA	SV%
Ben Scrivens	1	60	1-0-0	1	30	29	1.00	.967
Devan Dubnyk	1	62	1-0-0	4	28	24	3.88	.857

HURRICANES GOALTENDERS	GP	MIN	W-L-OT	GA	SA	SV	GAA	SV%
Cam Ward	1	62	0-0-1	5	29	24	4.85	.828
Anton Khudobin	1	59	0-1-0	2	33	31	2.04	.939

GOALS BY PERIOD	1	2	3	OT	TOTAL	SHOTS BY PERIOD	1	2	3	OT	TOTAL
Oilers	4	1	1	1	7	Oilers	25	19	17	1	62
Hurricanes	2	1	2	0	5	Hurricanes	17	23	17	1	58

POWERPLAY	PPG	ATT	PCT.	PENALTY KILLING	PK	TSH	PCT.
Oilers	2	7	28.6	Oilers	3	4	75.0
Hurricanes	1	4	25.0	Hurricanes	5	7	71.4



CHICAGO BLACKHAWKS

United Center
1901 W. Madison Street
Chicago, IL 60612

2014-15 GAMES VS. CHICAGO

At Edmonton – November 22, January 9
At Chicago – March 6

CLUB DIRECTORY

Chairman	W. Rockwell "Rocky" Wirtz
President and CEO	John F. McDonough
Executive Vice President	Jay Blunk
Vice President/General Manager	Stan Bowman
Vice President, Hockey Operations	Al MacIsaac
Assistant General Manager	Norm Maciver
Head Coach	Joel Quenneville
Assistant Coaches	Mike Kitchen, Kevin Dineen
Goaltending Coach	Jimmy Waite
Video Coach	Matt Meacham
Developmental Goaltending Coach	Andrew Allen
Senior Advisor, Hockey Operations	Scotty Bowman
Senior Director, Amateur Scouting	Mark Kelley
Director, Player Personnel	Pierre Gauthier
Director, Pro Scouting	Ryan Stewart
Directors, Player Development / Recruitment	Barry Smith / Ron Anderson
Chief Amateur Scout	Bruce Franklin
Senior Director, Team Services	Tony Ommen
Senior Director, Public Relations	Adam Rogowin
Manager, Community Relations	Ashley Hinton
Coordinator, Public Relations	Meghan Bower
Assistant, Community Relations	Lauren O'Brien
Television Play-By-Play / Analyst	Pat Foley / Eddie Olczyk
Radio Play-By-Play / Analyst	John Wiedeman / Troy Murray
Arena (Capacity)	United Center (19,717)
Public Relations Phone	(312) 455-7000
Public Relations FAX	(312) 455-7041
Website	www.chicagoblackhawks.com

EDMONTON OILERS VS. CHICAGO BLACKHAWKS

YEARLY RECORD 1979-80 TO 2013-14

SEASON	GP	W	L	T	OTL	GF	GA	PTS	PCT.	AT EDMONTON				AT CHICAGO							
										W	L	T	OTL	GF	GA	W	L	T	OTL	GF	GA
1979-80	4	3	1	0	-	17	12	6	.750	2	0	0	0	10	6	1	1	0	0	7	6
1980-81	4	3	1	0	-	22	15	6	.750	2	0	0	0	14	5	1	1	0	0	8	10
1981-82	3	1	1	1	-	16	11	3	.500	1	0	0	0	8	1	0	1	1	0	8	10
1982-83	3	1	1	1	-	20	16	3	.500	0	1	1	0	10	12	1	0	0	0	10	4
1983-84	3	2	1	0	-	15	12	4	.667	1	0	0	0	7	4	1	1	0	0	8	8
1984-85	3	3	0	0	-	17	9	6	1.000	2	0	0	0	10	6	1	0	0	0	7	3
1985-86	3	3	0	0	-	20	15	6	1.000	1	0	0	0	4	3	2	0	0	0	16	12
1986-87	3	1	2	0	-	18	13	2	.333	1	1	0	0	14	7	0	1	0	0	4	6
1987-88	3	1	2	0	-	12	14	2	.333	1	0	0	0	4	3	0	2	0	0	8	11
1988-89	3	0	2	1	-	7	13	1	.167	0	2	0	0	5	11	0	0	1	0	2	2
1989-90	3	1	2	0	-	12	13	2	.333	1	0	0	0	5	4	0	2	0	0	7	9
1990-91	3	1	2	0	-	8	11	2	.333	1	1	0	0	5	6	0	1	0	0	3	5
1991-92	3	1	2	0	-	11	10	2	.333	1	1	0	0	9	6	0	1	0	0	2	4
1992-93	4	1	2	1	-	12	19	3	.375	0	2	0	0	5	13	1	0	1	0	7	6
1993-94	4	1	3	0	-	6	11	2	.250	0	2	0	0	2	6	1	1	0	0	4	5
1994-95	4	0	4	0	-	4	21	0	.000	0	2	0	0	2	12	0	2	0	0	2	9
1995-96	4	0	3	1	-	8	17	1	.125	0	2	0	0	3	9	0	1	1	0	5	8
1996-97	4	1	2	1	-	11	14	3	.375	1	0	1	0	8	6	0	2	0	0	3	8
1997-98	4	1	0	3	-	9	8	5	.625	0	0	2	0	2	2	1	0	1	0	7	6
1998-99	4	1	3	0	-	9	12	2	.250	0	2	0	0	5	7	1	1	0	0	4	5
1999-00	4	2	2	0	0	13	12	4	.500	1	1	0	0	6	4	1	1	0	0	7	8



EDMONTON OILERS VS. CHICAGO BLACKHAWKS

YEARLY RECORD 1979-80 TO 2013-14

SEASON	GP	W	L	T	OTL	GF	GA	PTS	PCT.	AT EDMONTON				AT CHICAGO			
										W-L-T-OTL	GF	GA		W-L-T-OTL	GF	GA	
2000-01	4	2	0	2	0	11	9	6	.750	1-0-1-0	6	5		1-0-1-0	5	4	
2001-02	4	2	2	0	0	10	8	4	.500	2-0-0-0	8	1		0-2-0-0	2	7	
2002-03	4	2	1	1	0	11	9	5	.625	1-1-0-0	3	4		1-0-1-0	8	5	
2003-04	4	4	0	0	0	18	10	8	1.000	2-0-0-0	10	4		2-0-0-0	8	6	
2004-05	DID NOT PLAY																
2005-06	4	2	2	0	0	13	10	4	.500	1-1-0-0	8	4		1-1-0-0	5	6	
2006-07	4	2	2	0	0	9	8	4	.500	2-0-0-0	7	2		0-2-0-0	2	6	
2007-08	4	3	1	0	0	15	11	6	.750	2-0-0-0	7	3		1-1-0-0	8	8	
2008-09	4	1	3	0	0	7	19	2	.250	0-2-0-0	3	12		1-1-0-0	4	7	
2009-10	4	0	4	0	0	9	18	0	.000	0-2-0-0	4	9		0-2-0-0	5	9	
2010-11	4	2	2	0	0	10	14	4	.500	0-2-0-0	1	9		2-0-0-0	9	5	
2011-12	4	3	1	0	0	24	15	6	.750	2-0-0-0	17	6		1-1-0-0	7	9	
2012-13	3	1	1	0	1	9	12	3	.500	0-1-0-0	1	4		1-0-0-1	8	8	
2013-14	3	0	3	0	0	8	15	0	.000	0-1-0-0	1	5		0-2-0-0	7	10	
TOTALS	123	52	58	12	0	421	436	117	.483	29-27-5-0	214	201		23-31-7-1	207	236	

EDMONTON OILERS VS. CHICAGO BLACKHAWKS

2013-14 RESULTS & STATISTICS

AT EDMONTON

25 Nov '13 CHI 5 @ EDM 1

WINNING GOAL

Patrick Kane

AT CHICAGO

12 Jan '14 EDM 3 @ CHI 5

10 Nov '13 EDM 4 @ CHI 5

WINNING GOAL

Jonathan Toews

Duncan Keith

OILERS	GP	G	A	P	+/-	PIM	PP	SH	BLACKHAWKS	GP	G	A	P	+/-	PIM	PP	SH
Taylor Hall	3	1	3	4	-3	4	0	0	Andrew Shaw	3	4	1	5	5	0	0	0
Philip Larsen	1	0	3	3	-3	0	0	0	Brandon Saad	3	1	4	5	5	2	0	0
Jordan Eberle	3	1	1	2	-4	0	0	1	Patrick Kane	3	1	3	4	2	0	1	0
Ales Hemsky	3	1	1	2	2	2	0	0	Duncan Keith	3	1	3	4	2	0	1	0
Ryan Nugent-Hopkins	3	1	1	2	-1	0	0	0	Marcus Kruger	3	1	2	3	2	2	0	0
David Perron	3	1	1	2	-2	0	1	0	Brent Seabrook	3	1	2	3	3	0	0	0
Justin Schultz	2	1	1	2	-1	2	0	0	Jonathan Toews	3	2	0	2	-1	0	0	1
Boyd Gordon	3	1	0	1	-1	2	0	1	Johnny Oduya	3	1	1	2	1	0	0	0
Nail Yakupov	3	1	0	1	-4	2	1	0	Ben Smith	3	1	1	2	1	2	0	0
Jeff Petry	3	0	1	1	1	0	0	0	Marian Hossa	2	1	1	2	0	0	1	0
Nick Schultz	3	0	1	1	-3	2	0	0	Patrick Sharp	3	0	2	2	-1	0	0	0
Anton Belov	3	0	0	0	-4	0	0	0	Bryan Bickell	2	1	0	1	1	0	0	0
Andrew Ference	3	0	0	0	-2	2	0	0	Brandon Bollig	3	0	1	1	1	0	0	0
Sam Gagner	3	0	0	0	-4	0	0	0	Niklas Hjalmarsson	3	0	1	1	1	0	0	0
Ryan Smyth	3	0	0	0	0	2	0	0	Nick Leddy	3	0	1	1	2	4	0	0
Mark Arcobello	2	0	0	0	0	2	0	0	Brandon Pirri	2	0	1	1	0	0	0	0
Luke Gazdic	2	0	0	0	-1	0	0	0	Jeremy Morin	1	0	1	1	1	0	0	0
Jesse Joensuu	2	0	0	0	-2	2	0	0	Michal Rozsival	1	0	1	1	1	0	0	0
Ryan Jones	2	0	0	0	-1	2	0	0	Sheldon Brookbank	3	0	0	0	2	2	0	0
Will Acton	1	0	0	0	-1	0	0	0	Michal Handzus	2	0	0	0	-1	0	0	0
Taylor Fedun	1	0	0	0	1	0	0	0	Kris Versteeg	2	0	0	0	1	0	0	0
Martin Marincin	1	0	0	0	2	0	0	0									

OILERS GOALTENDERS

	GP	MIN	W-L-OT	GA	SA	SV	GAA	SV%
Ilya Bryzgalov	1	34	0-0-0	1	13	12	1.76	.923
Devan Dubnyk	3	144	0-3-0	14	91	77	5.84	.846

BLACKHAWKS GOALTENDERS

	GP	MIN	W-L-OT	GA	SA	SV	GAA	SV%
Corey Crawford	2	120	2-0-0	5	48	43	2.50	.896
Antti Raanta	1	60	1-0-0	2	20	18	2.01	.900

GOALS BY PERIOD

	1	2	3	OT	TOTAL	SHOTS BY PERIOD	1	2	3	OT	TOTAL
Oilers	1	4	3	0	8	Oilers	19	24	26	0	69
Blackhawks	4	6	5	0	15	Blackhawks	34	37	33	0	104

POWERPLAY

	PPG	ATT	PCT.	PENALTY KILLING	PK	TSH	PCT.
Oilers	2	6	33.3	Oilers	11	14	78.6
Blackhawks	3	14	21.4	Blackhawks	4	6	66.7



COLORADO AVALANCHE

Pepsi Center
1000 Chopper Circle
Denver, CO 80204

2014-15 GAMES VS. COLORADO

At Edmonton – March 25
At Colorado – January 2, March 30

CLUB DIRECTORY

Owner.....	E. Stanley Kroenke
President & Governor.....	Josh Kroenke
Exec. VP of Hockey Operations/Alt. Governor.....	Joe Sakic
General Manager/Alt. Governor.....	Greg Sherman
Assistant General Manager.....	Craig Billington
Head Coach/VP of Hockey Operations.....	Patrick Roy
Assistant Coaches.....	Tim Army, Andre Tourigny
Video Coach.....	Mario Duhamel
Goaltending Coach.....	Francois Allaire
Defense Development Consultant.....	Adam Foote
Director of Player Personnel.....	Brad Smith
Director of Player Development.....	David Oliver
Director of Amateur Scouting.....	Richard Pracey
Sr. V.P., Communications & Business Operations.....	Jean Martineau
Exec. Director of Media Services.....	Brendan McNicholas
Team Services Coordinator.....	Erin DeGraff
Website/Media Relations Coordinator.....	Ron Knabenbauer
Television Outlet.....	Altitude Sports & Entertainment Network
Radio.....	Altitude Radio Network
Arena (Capacity).....	Pepsi Center (18,007)
Public Relations Phone.....	(303) 405-1100
Press Box.....	(303) 575-1926
Website.....	www.coloradoavalanche.com

EDMONTON OILERS VS. COLORADO AVALANCHE

YEARLY RECORD 1979-80 TO 2013-14

SEASON	GP	W	L	T	OTL	GF	GA	PTS	PCT.	AT EDMONTON			AT COLORADO		
										W-L-T-OTL	GF	GA	W-L-T-OTL	GF	GA
1979-80	4	2	2	0	—	15	11	4	.500	1-1-0-0	7	5	1-1-0-0	8	6
1980-81	4	1	3	0	—	17	20	2	.250	0-2-0-0	6	11	1-1-0-0	11	9
1981-82	3	1	2	0	—	23	19	2	.333	1-0-0-0	11	4	0-2-0-0	12	15
1982-83	3	1	1	1	—	19	17	3	.500	1-1-0-0	14	12	0-0-1-0	5	5
1983-84	3	3	0	0	—	21	10	6	1.000	1-0-0-0	8	1	2-0-0-0	13	9
1984-85	3	3	0	0	—	19	5	6	1.000	2-0-0-0	15	5	1-0-0-0	4	0
1985-86	3	2	1	0	—	16	11	4	.667	1-0-0-0	8	2	1-1-0-0	8	9
1986-87	3	3	0	0	—	14	6	6	1.000	2-0-0-0	10	5	1-0-0-0	4	1
1987-88	3	1	1	1	—	8	10	3	.500	1-0-0-0	4	1	0-1-1-0	4	9
1988-89	3	3	0	0	—	19	9	6	1.000	2-0-0-0	12	5	1-0-0-0	7	4
1989-90	3	3	0	0	—	15	5	6	1.000	1-0-0-0	5	1	2-0-0-0	10	4
1990-91	3	3	0	0	—	16	11	6	1.000	2-0-0-0	9	5	1-0-0-0	7	6
1991-92	2	2	0	0	—	14	4	4	1.000	1-0-0-0	8	2	1-0-0-0	6	2
1992-93	2	0	2	0	—	5	9	0	.000	0-1-0-0	2	3	0-1-0-0	3	6
1993-94	2	2	0	0	—	11	7	4	1.000	1-0-0-0	6	4	1-0-0-0	5	3
1994-95	DID NOT PLAY														
1995-96	5	1	3	1	—	15	25	3	.300	0-1-1-0	4	7	1-2-0-0	11	18
1996-97	5	0	4	1	—	11	21	1	.100	0-2-1-0	9	12	0-2-0-0	2	9
1997-98	6	1	5	0	—	11	24	2	.167	0-3-0-0	3	14	1-2-0-0	8	10
1998-99	6	3	3	0	—	20	20	6	.500	2-1-0-0	10	6	1-2-0-0	10	14
1999-00	6	2	3	1	0	14	14	5	.417	1-2-0-0	7	8	1-1-1-0	7	6
2000-01	5	1	3	1	0	12	14	3	.300	1-0-1-0	5	2	0-3-0-0	7	12
2001-02	5	2	2	1	0	13	12	5	.500	1-1-1-0	9	9	1-1-0-0	4	3
2002-03	5	2	2	1	0	11	12	5	.500	2-0-0-0	5	3	0-2-1-0	6	9
2003-04	6	2	3	0	1	16	20	5	.417	1-1-0-1	9	10	1-2-0-0	7	10
2004-05	DID NOT PLAY														
2005-06	8	4	4	0	0	25	30	8	.500	2-2-0-0	11	15	2-2-0-0	14	15



EDMONTON OILERS VS. COLORADO AVALANCHE

YEARLY RECORD 1979-80 TO 2013-14

SEASON	GP	W	L	T	OTL	GF	GA	PTS	PCT.	AT EDMONTON		AT COLORADO			
										W-L-T-OTL	GF	GA	W-L-T-OTL	GF	GA
2006-07	8	4	4	0	0	23	32	8	.500	1-3-0-0	14	22	3-1-0-0	10	10
2007-08	8	2	4	0	2	24	32	6	.375	2-2-0-0	14	14	0-2-0-2	10	18
2008-09	6	3	1	0	2	19	15	8	.666	1-0-0-2	7	8	2-1-0-0	12	7
2009-10	6	3	3	0	0	16	23	6	.500	2-1-0-0	11	11	1-2-0-0	5	12
2010-11	6	3	0	0	3	21	15	9	.750	1-0-2	8	9	2-0-1	13	6
2011-12	6	3	2	0	1	15	15	5	.583	2-1-0	8	6	1-1-1	7	9
2012-13	5	4	1	0	0	19	9	8	.800	2-0-0-0	10	5	2-1-0-0	9	4
2013-14	3	1	2	0	0	11	10	2	.333	1-1-0-0	9	6	0-1-0-0	2	4
TOTALS	149	71	61	8	9	529	497	157	.533	39-26-4-5	278	233	32-35-4-4	251	264
COLORADO	105	41	49	6	9	297	343	95	.462	22-21-4-5	153	167	19-28-2-4	144	176
QUEBEC	44	30	12	2	0	232	154	62	.705	17-5-0-0	125	66	13-7-2-0	107	88

* Franchise in Quebec City from 1979-80 to 1994-95. Moved to Denver for 1995-96 season.

EDMONTON OILERS VS. COLORADO AVALANCHE

2013-14 RESULTS & STATISTICS

AT EDMONTON			WINNING GOAL	AT COLORADO			WINNING GOAL
08 Apr '14	COL 4 @ EDM 1		Erik Johnson	19 Dec '13	EDM 2 @ COL 4		Maxime Talbot
05 Dec '13	COL 2 @ EDM 8		Ales Hemsky				

OILERS	GP	G	A	P	+/-	PIM	PP	SH	AVALANCHE	GP	G	A	P	+/-	PIM	PP	SH
Taylor Hall	3	4	2	6	-1	6	2	0	Matt Duchene	2	1	3	4	3	0	0	0
David Perron	3	2	1	3	-2	4	1	0	Tyson Barrie	3	2	1	3	0	0	2	0
Ryan Nugent-Hopkins	3	1	2	3	-1	2	0	0	Erik Johnson	3	1	2	3	3	2	0	0
Ryan Smyth	3	0	3	3	1	0	0	0	Ryan O'Reilly	3	1	2	3	3	0	0	0
Jordan Eberle	3	1	1	2	-2	0	0	0	Nathan MacKinnon	3	0	3	3	3	2	0	0
Sam Gagner	3	1	1	2	-1	15	0	0	Paul Stastny	3	1	1	2	-2	0	0	0
Ales Hemsky	2	1	1	2	1	2	1	0	Maxime Talbot	3	1	1	2	1	2	0	1
Mark Arcobello	1	1	1	2	1	0	0	0	Jan Hejda	3	0	2	2	2	0	0	0
Philip Larsen	3	0	2	2	4	0	0	0	Gabriel Landeskog	3	0	2	2	-1	2	0	0
Justin Schultz	3	0	1	1	-4	0	0	0	Jamie McGinn	3	1	0	1	0	2	0	0
Jeff Petry	2	0	1	1	0	0	0	0	Nick Holden	2	1	0	1	1	2	0	0
Corey Potter	1	0	1	1	1	2	0	0	Pierre-Alexandre Parenteau	2	1	0	1	-3	6	0	0
Anton Lander	3	0	0	0	0	0	0	0	Marc-Andre Cliche	3	0	1	1	0	2	0	0
Anton Belov	2	0	0	0	1	0	0	0	Andre Benoit	3	0	0	0	-1	2	0	0
Andrew Ference	2	0	0	0	2	0	0	0	Patrick Bourdeleau	3	0	0	0	0	9	0	0
Luke Gazdic	2	0	0	0	0	7	0	0	Nate Guenin	3	0	0	0	-2	0	0	0
Boyd Gordon	2	0	0	0	-2	0	0	0	John Mitchell	3	0	0	0	-1	0	0	0
Ryan Jones	2	0	0	0	0	2	0	0	Cody McLeod	2	0	0	0	0	0	0	0
Martin Marincin	2	0	0	0	0	2	0	0	Paul Carey	1	0	0	0	0	0	0	0
Nick Schultz	2	0	0	0	-2	0	0	0	Brad Malone	1	0	0	0	0	0	0	0
Nail Yakupov	2	0	0	0	-2	0	0	0	Cory Sarich	1	0	0	0	0	0	0	0
Will Acton	1	0	0	0	0	0	0	0	Ryan Wilson	1	0	0	0	0	0	0	0
Mark Fraser	1	0	0	0	-1	0	0	0									
Matt Hendricks	1	0	0	0	0	0	0	0									
Oscar Klefbom	1	0	0	0	-1	0	0	0									
Steven Pinizzotto	1	0	0	0	0	0	0	0									

OILERS GOALTENDERS	GP	MIN	W-L-OT	GA	SA	SV	GAA	SV%
Devan Dubnyk	2	118	1-1-0	5	73	68	2.54	.932
Ben Scrivens	1	60	0-1-0	4	33	29	4.00	.879
AVALANCHE GOALTENDERS	GP	MIN	W-L-OT	GA	SA	SV	GAA	SV%
Jean-Sebastien Giguere	1	60	1-0-0	1	23	22	1.00	.957
Semyon Varlamov	2	119	1-1-0	10	57	47	5.06	.825

GOALS BY PERIOD	1	2	3	OT	TOTAL	SHOTS BY PERIOD	1	2	3	OT	TOTAL
Oilers	5	2	4	0	11	Oilers	22	29	29	0	80
Avalanche	2	5	3	0	10	Avalanche	41	35	31	0	107
POWERPLAY	PPG	ATT	PCT.	PENALTY KILLING	PK	TSH	PCT.				
Oilers	4	11	36.4	Oilers	8	10	80.0				
Avalanche	2	10	20.0	Avalanche	7	11	63.6				



COLUMBUS BLUE JACKETS

Nationwide Arena
200 W. Nationwide Blvd.
Columbus, OH 43215

2014-15 GAMES VS. COLUMBUS

At Edmonton – March 18
At Columbus – March 13

CLUB DIRECTORY

Majority Owner/Governor.....	John P. McConnell
President/Alternate Governor.....	Mike Priest
President, Hockey Operations/Alternate Governor.....	John Davidson
General Manager.....	Jarmo Kekalainen
Assistant General Managers.....	Chris MacFarland, Bill Zito
Director of Amateur Scouting.....	Paul Castron
Head Coach.....	Todd Richards
Associate Coach.....	Craig Hartsburg
Assistant Coach / Goaltending Coach.....	Brad Larsen / Ian Clark
Video Assistant Coach.....	Dan Singleton
Vice President, Communications & Team Services.....	Todd Sharrock
Director of Communications.....	Karen Davis
Managers, Communications / Team Services.....	TBD / Julie Gamble
FOX Sports Ohio Play-By-Play / Color.....	Jeff Rimer / Jody Shelley
Radio Play-By-Play Announcer.....	Bob McElligott
Arena (Capacity).....	Nationwide Arena (18,144)
Public Relations Phone.....	(614) 246-4625
Website.....	www.BlueJackets.com

EDMONTON OILERS VS. COLUMBUS BLUE JACKETS

YEARLY RECORD 2000-01 TO 2013-14

SEASON	GP	W	L	T	OTL	GF	GA	PTS	PCT.	AT EDMONTON			AT COLUMBUS		
										W-L-T-OTL	GF	GA	W-L-T-OTL	GF	GA
2000-01	4	3	1	0	0	14	11	6	.750	2-0-0-0	8	4	1-1-0-0	6	7
2001-02	4	3	1	0	0	12	5	6	.750	1-1-0-0	4	3	2-0-0-0	8	2
2002-03	4	3	0	1	0	18	9	7	.875	2-0-0-0	12	5	1-0-1-0	6	4
2003-04	4	2	0	2	0	14	12	6	.750	2-0-0-0	7	5	0-0-2-0	7	7
2004-05	DID NOT PLAY														
2005-06	4	2	0	0	2	12	8	6	.750	1-0-0-1	6	3	1-0-0-1	6	5
2006-07	4	3	1	0	0	13	7	6	.750	1-1-0-0	5	6	2-0-0-0	8	1
2007-08	4	3	1	0	0	11	9	6	.750	2-0-0-0	7	4	1-1-0-0	4	5
2008-09	4	2	2	0	0	15	11	4	.500	1-1-0-0	4	4	1-1-0-0	11	7
2009-10	4	1	2	0	1	13	16	3	.250	1-1-0-0	8	8	0-1-0-1	5	8
2010-11	4	2	1	0	1	15	12	5	.500	2-0-0-0	10	5	0-1-0-1	5	7
2011-12	4	3	1	0	0	17	10	6	.750	2-0-0-0	9	3	1-1-0-0	8	7
2012-13	2	1	0	0	1	12	9	3	.750	1-0-0-0	6	4	0-0-0-1	6	5
2013-14	2	1	1	0	0	9	4	2	.500	1-0-0-0	7	0	0-1-0-0	2	4
TOTALS	48	29	11	3	5	175	123	66	.688	19-4-0-1	93	54	10-7-3-4	82	69



EDMONTON OILERS VS. COLUMBUS BLUE JACKETS

2013-14 RESULTS & STATISTICS

AT EDMONTON		WINNING GOAL		AT COLUMBUS		WINNING GOAL											
19 Nov '13 CBJ 0 @ EDM 7		Jordan Eberle		29 Nov '13 EDM 2 @ CBJ 4		Nick Foligno											
OILERS	GP	G	A	P	+/-	PIM	PP	SH	BLUE JACKETS	GP	G	A	P	+/-	PIM	PP	SH
David Perron	2	3	2	5	2	0	2	0	Ryan Johansen	2	1	1	2	0	0	0	0
Jordan Eberle	2	1	2	3	1	0	0	0	Matt Calvert	1	0	2	2	0	0	0	0
Ryan Smyth	2	1	2	3	2	0	1	0	Artem Anisimov	2	1	0	1	-1	0	1	0
Ryan Nugent-Hopkins	2	0	3	3	1	0	0	0	Nick Foligno	2	1	0	1	-1	4	1	0
Sam Gagner	2	1	1	2	1	0	0	0	Jack Skille	1	1	0	1	1	2	0	0
Nail Yakupov	2	1	1	2	0	0	1	0	Cam Atkinson	2	0	1	1	-1	0	0	0
Ales Hemsky	2	0	2	2	1	2	0	0	Boone Jenner	2	0	1	1	-1	4	0	0
Taylor Hall	2	1	0	1	0	0	0	0	Fedor Tyutin	2	0	1	1	0	2	0	0
Justin Schultz	2	1	0	1	1	2	0	0	Dalton Prout	1	0	1	1	0	0	0	0
Boyd Gordon	2	0	1	1	0	0	0	0	Corey Tropp	1	0	1	1	1	0	0	0
Denis Grebeshkov	1	0	1	1	0	0	0	0	Michael Chaput	2	0	0	0	0	0	0	0
Corey Potter	1	0	1	1	1	0	0	0	Blake Comeau	2	0	0	0	-2	2	0	0
Anton Belov	2	0	0	0	1	0	0	0	Jack Johnson	2	0	0	0	0	2	0	0
Andrew Ference	2	0	0	0	1	4	0	0	Mark Letestu	2	0	0	0	-1	2	0	0
Jesse Joensuu	2	0	0	0	-1	0	0	0	Ryan Murray	2	0	0	0	-1	0	0	0
Jeff Petry	2	0	0	0	2	2	0	0	Nikita Nikitin	2	0	0	0	-2	2	0	0
Nick Schultz	2	0	0	0	0	2	0	0	R.J. Umberger	2	0	0	0	-1	0	0	0
Will Acton	1	0	0	0	0	0	0	0	James Wisniewski	2	0	0	0	-1	2	0	0
Mark Arcobello	1	0	0	0	0	0	0	0	Jared Boll	1	0	0	0	-1	5	0	0
Luke Gazdic	1	0	0	0	1	7	0	0	Brandon Dubinsky	1	0	0	0	-1	0	0	0
Ryan Jones	1	0	0	0	0	0	0	0	Derek MacKenzie	1	0	0	0	-1	0	0	0
									David Savard	1	0	0	0	-2	2	0	0

OILERS GOALTENDERS	GP	MIN	W-L-OT	GA	SA	SV	GAA	SV%
Devan Dubnyk	2	78	1-0-0	0	19	19	0.00	1.000
Ilya Bryzgalov	1	40	0-1-0	4	23	19	6.00	.826
BLUE JACKETS GOALTENDERS	GP	MIN	W-L-OT	GA	SA	SV	GAA	SV%
Sergei Bobrovsky	2	88	1-1-0	6	45	39	4.07	.867
Curtis McElhinney	1	31	0-0-0	3	14	11	5.71	.786

GOALS BY PERIOD	1	2	3	OT	TOTAL	SHOTS BY PERIOD	1	2	3	OT	TOTAL
Oilers	3	3	3	0	9	Oilers	23	17	19	0	59
Blue Jackets	1	3	0	0	4	Blue Jackets	10	23	9	0	42
POWERPLAY	PPG	ATT	PCT.	PENALTY KILLING	PK	TSH	PCT.				
Oilers	4	11	36.4	Oilers	4	6	66.7				
Blue Jackets	2	6	33.3	Blue Jackets	7	11	63.6				



DALLAS STARS

American Airlines Center
2500 Victory Avenue
Dallas, TX 75219

2014-15 GAMES VS. DALLAS

At Edmonton – December 21, March 27
At Dallas – November 25

CLUB DIRECTORY

Owner and Governor.....	Tom Gaglardi
President, CEO and Alternate Governor.....	James R. Lites
Executive Vice President, Chief Operating Officer.....	Jason Farris
Executive Vice President, Chief Revenue Officer.....	Brad Alberts
Executive Advisor and Alternate Governor.....	Mike Modano
General Manager.....	Jim Nill
Assistant G.M.	Les Jackson
Director of Hockey Operations/Texas Stars G.M.	Scott White
Head Coach.....	Lindy Ruff
Assistant Coaches.....	Curt Fraser, James Patrick
Coaches, Goaltending / Video.....	Mike Valley / Kelly Forbes
Development Goaltender Coach.....	Andy Moog
Director, Team Services.....	Jason Rademan
Scouting Directors, Amateur / European.....	Joe McDonnell / Kari Takko
Vice President, Communications.....	Tom Holy
Corporate Communications Coordinator.....	Joe Calvillo
Media Relations Coordinators.....	Ben Fromstein, Greg Ramirez
Arena (Capacity).....	American Airlines Center (18,532)
Media Relations Phone.....	(214) 387-5500
Website.....	www.dallasstars.com

EDMONTON OILERS VS. DALLAS STARS

YEARLY RECORD 1979-80 TO 2013-14

SEASON	AT EDMONTON					AT DALLAS						
	GP	W	L	T	OTL	GF	GA	PTS	PCT.	W-L-T-OTL	GF	GA
1979-80	4	1	1	2	—	12	15	4	.500	0-0-2-0	6	6
1980-81	4	1	2	1	—	9	14	3	.375	0-1-1-0	3	5
1981-82	3	2	0	1	—	18	12	5	.833	2-0-0-0	16	10
1982-83	3	2	1	0	—	22	11	4	.667	1-0-0-0	8	2
1983-84	3	2	0	1	—	18	13	5	.833	2-0-0-0	16	11
1984-85	3	3	0	0	—	18	11	6	1.000	1-0-0-0	6	3
1985-86	3	2	1	0	—	13	12	4	.667	2-0-0-0	13	8
1986-87	3	2	0	1	—	11	9	5	.833	0-0-1-0	2	2
1987-88	3	2	0	1	—	21	12	5	.833	2-0-0-0	16	7
1988-89	3	1	0	2	—	9	8	4	.667	0-0-1-0	3	3
1989-90	3	3	0	0	—	14	3	6	1.000	2-0-0-0	9	3
1990-91	3	0	2	1	—	3	11	1	.167	0-0-1-0	1	1
1991-92	3	3	0	0	—	17	11	6	1.000	1-0-0-0	5	3
1992-93	4	3	0	1	—	15	8	7	.875	2-0-0-0	10	4
1993-94	4	0	4	0	—	13	20	0	.000	0-2-0-0	8	11
1994-95	4	1	2	1	—	10	12	3	.375	1-1-0-0	5	6
1995-96	4	1	3	0	—	10	18	2	.250	0-2-0-0	5	9
1996-97	4	0	4	0	—	6	18	0	.000	0-2-0-0	4	10
1997-98	4	1	3	0	—	8	10	2	.250	1-1-0-0	5	3
1998-99	4	0	3	1	—	9	19	1	.125	0-1-1-0	4	8
1999-00	4	0	3	1	0	6	9	1	.125	0-1-1-0	4	5
2000-01	4	1	3	0	0	11	15	2	.250	1-1-0-0	7	7
2001-02	4	1	2	1	0	8	13	3	.375	1-1-0-0	7	7
2002-03	4	1	2	0	1	8	14	3	.375	1-0-0-1	7	7
2003-04	4	2	0	0	2	13	10	6	.750	1-0-0-1	6	4
2004-05	DID NOT PLAY											
2005-06	4	1	2	0	1	10	14	3	.375	0-1-0-1	5	7
2006-07	4	1	2	0	1	11	12	3	.375	0-1-0-1	7	9



EDMONTON OILERS VS. DALLAS STARS

YEARLY RECORD 1979-80 TO 2013-14

SEASON	GP	W	L	T	OTL	GF	GA	PTS	PCT.	AT EDMONTON		AT DALLAS			
										W-L-T-OTL	GF	GA	W-L-T-OTL	GF	GA
2007-08	4	0	2	0	2	8	16	2	.250	0-1-0-1	2	6	0-1-0-1	6	10
2008-09	4	2	2	0	0	14	11	4	.500	2-0-0-0	9	3	0-2-0-0	5	8
2009-10	4	2	2	0	0	12	16	4	.500	1-1-0-0	8	8	1-1-0-0	6	8
2010-11	4	1	3	0	0	9	11	2	.250	1-1-0-0	6	5	0-2-0-0	3	6
2011-12	4	0	4	0	0	4	14	0	.000	0-2-0-0	2	6	0-2-0-0	2	8
2012-13	3	1	1	0	1	8	8	3	.500	0-1-0-1	3	7	1-0-0-0	5	1
2013-14	3	1	2	0	0	5	10	2	.333	0-1-0-0	0	3	1-1-0-0	5	7
TOTALS	123	44	56	15	8	383	420	111	.451	25-22-8-6	218	199	19-34-7-2	167	221
DALLAS	78	17	49	4	8	183	270	46	.295	10-21-2-6	104	131	7-28-2-2	81	139
MINNESOTA	45	27	7	11	0	200	150	65	.722	15-1-6-0	114	68	12-6-5-0	86	82

* Franchise in Minneapolis from 1979-80 to 1992-93. Moved to Dallas for 1993-94 season.

EDMONTON OILERS VS. DALLAS STARS

2013-14 RESULTS & STATISTICS

AT EDMONTON	WINNING GOAL	AT DALLAS	WINNING GOAL
13 Nov '13 DAL 3 @ EDM 0	Rich Peverley	14 Jan '14 EDM 2 @ DAL 5 01 Dec '13 EDM 3 @ DAL 2 (SO)	Jamie Benn David Perron

OILERS	GP	G	A	P	+/-	PIM	PP	SH	STARS	GP	G	A	P	+/-	PIM	PP	SH
Andrew Ference	3	1	1	2	0	2	0	0	Ryan Garbutt	3	3	2	5	5	4	0	1
Sam Gagner	3	1	1	2	-3	2	1	0	Antoine Roussel	3	1	3	4	4	0	0	0
Taylor Hall	3	0	2	2	-2	0	0	0	Trevor Daley	3	1	2	3	4	6	0	0
Ales Hemsky	3	1	0	1	-1	0	0	0	Jamie Benn	3	1	1	2	-1	4	1	0
Justin Schultz	2	1	0	1	0	2	0	0	Tyler Seguin	2	1	1	2	1	0	0	0
Ryan Jones	3	0	1	1	-1	5	0	0	Erik Cole	3	1	0	1	0	2	0	0
Ryan Nugent-Hopkins	3	0	1	1	-4	2	0	0	Cody Eakin	3	1	0	1	1	2	0	0
David Perron	3	0	1	1	0	0	0	0	Rich Peverley	3	1	0	1	1	0	0	0
Mark Arcobello	3	0	0	0	-1	0	0	0	Jordie Benn	3	0	1	1	2	2	0	0
Anton Belov	3	0	0	0	0	2	0	0	Vernon Fiddler	3	0	1	1	2	0	0	0
Jordan Eberle	3	0	0	0	-1	2	0	0	Alex Goligoski	3	0	1	1	2	0	0	0
Jeff Petry	3	0	0	0	-5	2	0	0	Ray Whitney	2	0	1	1	2	0	0	0
Nick Schultz	3	0	0	0	-1	2	0	0	Kevin Connauton	1	0	1	1	0	0	0	0
Ryan Smyth	3	0	0	0	-4	2	0	0	Alex Chiasson	3	0	0	0	-1	0	0	0
Nail Yakupov	3	0	0	0	-4	0	0	0	Brenden Dillon	3	0	0	0	2	5	0	0
Boyd Gordon	2	0	0	0	-2	2	0	0	Sergei Gonchar	3	0	0	0	1	0	0	0
Jesse Joensuu	2	0	0	0	-1	0	0	0	Shawn Horcoff	3	0	0	0	1	0	0	0
Will Acton	1	0	0	0	0	0	0	0	Valeri Nichushkin	3	0	0	0	1	0	0	0
Luke Gazdic	1	0	0	0	0	0	0	0	Dustin Jeffrey	1	0	0	0	0	0	0	0
Denis Grebeshkov	1	0	0	0	-1	0	0	0	Travis Morin	1	0	0	0	1	0	0	0
Philip Larsen	1	0	0	0	-1	0	0	0	Jamie Oleksiak	1	0	0	0	0	0	0	0
Martin Marinčin	1	0	0	0	-1	0	0	0	Stephane Robidas	1	0	0	0	1	2	0	0
Corey Potter	1	0	0	0	0	2	0	0									

OILERS GOALTENDERS	GP	MIN	W-L-OT	GA	SA	SV	GAA	SV%
Devan Dubnyk	2	88	1-1-0	2	40	38	1.37	.950
Ilya Bryzgalov	2	94	0-1-0	5	58	53	3.19	.914
STARS GOALTENDER	GP	MIN	W-L-OT	GA	SA	SV	GAA	SV%
Kari Lehtonen	3	184	2-0-1	4	87	83	1.30	.954

GOALS BY PERIOD	1	2	3	OT	TOTAL	SHOTS BY PERIOD	1	2	3	OT	TOTAL
Oilers	1	2	1	0	4	Oilers	28	31	22	6	87
Stars	3	3	4	0	10	Stars	41	28	30	2	101
POWERPLAY	PPG	ATT	PCT.	PENALTY KILLING	PK	TSH	PCT.				
Oilers	1	13	7.7	Oilers	10	11	90.9				
Stars	1	11	9.1	Stars	12	13	92.3				



DETROIT RED WINGS

Joe Louis Arena
19 Steve Yzerman Drive
Detroit, MI 48226

2014-15 GAMES VS. DETROIT

At Edmonton – January 6
At Detroit – March 9

CLUB DIRECTORY

Owner/Governor.....	Mike Ilitch
Owner/Secretary-Treasurer.....	Marian Ilitch
President and CEO, Ilitch Holdings/Alternate Governor Red Wings.....	Christopher Ilitch
Senior Vice President/Alternate Governor.....	Jim Devellano
Executive Vice President/General Manager.....	Ken Holland
Assistant General Manager.....	Ryan Martin
Special Assistant to the General Manager.....	Kris Draper
Advisor to Hockey Operations.....	Chris Chelios
Director of Player Development.....	Jiri Fischer
President and CEO, Olympia Entertainment/Head Coach.....	Mike Babcock
Assistant Coach.....	Tony Granato
Assistant Coach.....	Jim Hiller
Assistant Coach/Video.....	Andrew Brewer
Goaltending Coach.....	Jim Bedard
Director of Pro Scouting.....	Mark Howe
Director of Amateur Scouting.....	Tyler Wright
Director of Public Relations.....	Todd Beam
Public Relations Coordinator.....	Kyle Kujawa
Radio Announcers, 97.1 The Ticket.....	Ken Kal, Paul Woods
Television Announcers, FOX Sports Detroit.....	Ken Daniels, Mickey Redmond
Arena (Capacity).....	Joe Louis Arena (20,027)
Public Relations Phone.....	(313) 394-7000
Media Hotline.....	(313) 471-7599
Website.....	www.detroitredwings.com

EDMONTON OILERS VS. DETROIT RED WINGS

YEARLY RECORD 1979-80 TO 2013-14

SEASON	GP	W	L	T	OTL	GF	GA	PTS	PCT.	AT EDMONTON			AT DETROIT		
										W-L-T-OTL	GF	GA	W-L-T-OTL	GF	GA
1979-80	4	1	2	1	—	15	16	3	.375	0-1-1-0	7	9	1-1-0-0	8	7
1980-81	4	2	1	1	—	16	12	5	.625	1-0-1-0	9	6	1-1-0-0	7	6
1981-82	3	2	0	1	—	19	11	5	.833	1-0-0-0	8	4	1-0-1-0	11	7
1982-83	3	2	1	0	—	19	16	4	.667	1-1-0-0	12	11	1-0-0-0	7	5
1983-84	3	3	0	0	—	22	9	6	1.000	1-0-0-0	8	3	2-0-0-0	14	6
1984-85	3	3	0	0	—	19	14	6	1.000	2-0-0-0	13	9	1-0-0-0	6	5
1985-86	3	3	0	0	—	22	7	6	1.000	1-0-0-0	12	3	2-0-0-0	10	4
1986-87	3	3	0	0	—	15	9	6	1.000	2-0-0-0	10	6	1-0-0-0	5	3
1987-88	3	1	2	0	—	11	15	2	.333	0-1-0-0	1	4	1-1-1-0	10	11
1988-89	3	1	2	0	—	16	18	2	.333	1-1-0-0	14	13	0-1-0-0	2	5
1989-90	3	1	2	0	—	15	15	2	.333	0-1-0-0	4	6	1-1-0-0	11	9
1990-91	3	1	1	1	—	11	12	3	.500	1-0-1-0	8	7	0-1-0-0	3	5
1991-92	3	0	2	1	—	7	12	1	.167	0-1-0-0	1	4	0-1-1-0	6	8
1992-93	3	0	2	1	—	7	12	1	.167	0-1-1-0	5	8	0-1-0-0	2	4
1993-94	4	3	1	0	—	13	12	6	.750	2-0-0-0	8	5	1-1-0-0	5	7
1994-95	4	1	3	0	—	10	15	2	.250	1-1-0-0	6	6	0-2-0-0	4	9
1995-96	4	0	4	0	—	7	21	0	.000	0-2-0-0	5	8	0-2-0-0	2	13
1996-97	4	0	2	2	—	5	11	2	.250	0-1-1-0	5	9	0-1-1-0	0	2
1997-98	4	2	2	0	—	11	15	4	.500	1-1-0-0	5	9	1-1-0-0	6	4
1998-99	4	1	3	0	—	10	14	2	.250	1-1-0-0	6	7	0-2-0-0	4	7
1999-00	4	1	2	1	0	8	13	3	.375	1-0-1-0	5	4	0-2-0-0	3	9
2000-01	4	3	0	0	1	11	9	7	.875	2-0-0-0	4	2	1-0-0-1	7	7
2001-02	4	0	2	1	1	6	11	2	.250	0-1-1-0	2	3	0-1-0-1	4	8
2002-03	4	2	1	1	0	12	14	5	.625	1-0-1-0	5	4	1-1-0-0	7	10



EDMONTON OILERS VS. DETROIT RED WINGS

YEARLY RECORD 1979-80 TO 2013-14

SEASON	GP	W	L	T	OTL	GF	GA	PTS	PCT.	AT EDMONTON		AT DETROIT			
										W-L-T-OTL	GF	GA	W-L-T-OTL	GF	GA
2003-04	4	0	2	2	0	7	14	2	.250	0-0-2-0	5	5	0-2-0-0	2	9
2004-05	DID NOT PLAY														
2005-06	4	2	1	0	1	14	14	5	.625	1-0-0-1	9	9	1-1-0-0	4	5
2006-07	4	3	1	0	0	11	10	6	.750	2-0-0-0	7	4	1-1-0-0	4	6
2007-08	4	2	2	0	0	11	12	4	.500	1-1-0-0	5	5	1-1-0-0	6	7
2008-09	4	0	4	0	0	8	19	0	.000	0-2-0-0	5	7	0-2-0-0	3	12
2009-10	4	3	1	0	0	17	13	6	.750	2-0-0-0	9	7	1-1-0-0	8	6
2010-11	4	0	3	0	1	7	16	1	.125	0-2-0-0	4	8	0-1-0-1	3	8
2011-12	4	1	3	0	0	9	14	2	.250	1-1-0-0	7	7	0-2-0-0	2	7
2012-13	3	0	2	0	1	3	8	1	.166	0-0-0-1	2	3	0-2-0-0	1	5
2013-14	2	0	1	0	1	1	7	1	.500	0-1-0-0	0	5	0-0-0-1	1	2
TOTALS	121	47	55	13	6	394	440	113	.467	27-21-10-2	216	210	20-34-3-4	178	230

EDMONTON OILERS VS. DETROIT RED WINGS

2013-14 RESULTS & STATISTICS

AT EDMONTON			WINNING GOAL			AT DETROIT			WINNING GOAL								
02 Nov '13 DET 5 @ EDM 0			Darren Helm			14 Mar '14 EDM 1 @ DET 2 (SO)			Tomas Tatar								
OILERS	GP	G	A	P	+/-	PIM	PP	SH	RED WINGS	GP	G	A	P	+/-	PIM	PP	SH
Ryan Smyth	1	1	0	1	1	0	0	0	Tomas Tatar	2	1	1	2	1	0	0	0
Jordan Eberle	2	0	0	0	0	0	0	0	Joakim Andersson	1	1	1	2	2	0	0	0
Andrew Ference	2	0	0	0	-1	4	0	0	Jakub Kindl	1	1	1	2	2	0	0	0
Luke Gazdic	2	0	0	0	0	0	0	0	Daniel Alfredsson	2	0	2	2	2	0	0	0
Boyd Gordon	2	0	0	0	-1	4	0	0	Drew Miller	2	0	2	2	2	0	0	0
Ryan Jones	2	0	0	0	0	2	0	0	Todd Bertuzzi	2	1	0	1	0	0	1	0
Philip Larsen	2	0	0	0	-1	0	0	0	Darren Helm	1	1	0	1	1	0	0	0
Ryan Nugent-Hopkins	2	0	0	0	-1	0	0	0	Riley Sheahan	1	1	0	1	0	0	0	0
Jeff Petry	2	0	0	0	-2	0	0	0	Justin Abdelkader	2	0	1	1	1	2	0	0
Nail Yakupov	2	0	0	0	-2	2	0	0	Daniel Cleary	1	0	1	1	2	0	0	0
Will Acton	1	0	0	0	0	5	0	0	Pavel Datsyuk	1	0	1	1	0	0	0	0
Mark Arcobello	1	0	0	0	-2	0	0	0	Henrik Zetterberg	1	0	1	1	0	0	0	0
Anton Belov	1	0	0	0	-1	2	0	0	Danny DeKeyser	2	0	0	0	2	2	0	0
Ben Eager	1	0	0	0	0	2	0	0	Niklas Kronwall	2	0	0	0	2	0	0	0
Sam Gagner	1	0	0	0	-1	0	0	0	Brian Lashoff	2	0	0	0	1	2	0	0
Taylor Hall	1	0	0	0	-1	0	0	0	Kyle Quincey	2	0	0	0	1	0	0	0
Ryan Hamilton	1	0	0	0	-2	0	0	0	Brendan Smith	2	0	0	0	0	11	0	0
Ales Hemsky	1	0	0	0	-2	0	0	0	Cory Emmerton	1	0	0	0	0	0	0	0
Matt Hendricks	1	0	0	0	1	0	0	0	Jonathan Ericsson	1	0	0	0	0	0	0	0
Jesse Joensuu	1	0	0	0	0	0	0	0	Johan Franzén	1	0	0	0	0	0	0	0
Oscar Klefbom	1	0	0	0	0	0	0	0	Luke Glendening	1	0	0	0	0	0	0	0
Anton Lander	1	0	0	0	-1	0	0	0	David Legwand	1	0	0	0	0	0	0	0
Martin Marincin	1	0	0	0	0	2	0	0	Gustav Nyquist	1	0	0	0	0	0	0	0
David Perron	1	0	0	0	-1	2	0	0	Teemu Pulkkinen	1	0	0	0	0	0	0	0
Justin Schultz	1	0	0	0	0	0	0	0	Mikael Samuelsson	1	0	0	0	0	0	0	0
Nick Schultz	1	0	0	0	-1	0	0	0	Stephen Weiss	1	0	0	0	1	0	0	0
Ladislav Smid	1	0	0	0	-2	0	0	0									

OILERS GOALTENDERS

	GP	MIN	W-L-OT	GA	SA	SV	GAA	SV%
Viktor Fasth	1	65	0-0-1	1	23	22	0.92	.957
Jason LaBarbera	1	46	0-0-0	3	22	19	3.91	.864
Richard Bachman	1	14	0-1-0	2	9	7	8.65	.778

RED WINGS GOALTENDERS

	GP	MIN	W-L-OT	GA	SA	SV	GAA	SV%
Petr Mrazek	1	60	1-0-0	0	14	14	0.00	1.000
Jimmy Howard	1	65	1-0-0	1	22	21	0.92	.955

GOALS BY PERIOD

	1	2	3	OT	TOTAL	SHOTS BY PERIOD	1	2	3	OT	TOTAL
Oilers	0	0	1	0	1	Oilers	14	11	10	1	36
Red Wings	3	1	2	0	6	Red Wings	18	16	17	3	54

POWERPLAY

	PPG	ATT	PCT.	PENALTY KILLING	PK	TSH	PCT.
Oilers	0	5	0.0	Oilers	8	9	88.9
Red Wings	1	9	11.1	Red Wings	5	5	100.0



FLORIDA PANTHERS

BB&T Center
One Panther Parkway
Sunrise, FL 33323

2014-15 GAMES VS. FLORIDA

At Edmonton – January 11
At Florida – January 17

CLUB DIRECTORY

Chairman, Owner & Governor	Vincent J. Viola
Vice Chairman, Partner & Alternate Governor	Douglas A. Cifu
Chief Executive Officer, President & Alt. Governor	Rory A. Babich
Exec. Vice President & G.M., Hockey & Business Ops. & Alternate Governor	Dale Tallon
Exec. Vice President	Matthew Caldwell
Exec. Vice President & Chief Financial Officer	Louis Partenza
Vice President, Hockey Ops & Special Projects	Travis Viola
Special Advisor to the G.M. & Alternate Governor	William Torrey
Assistant to the General Manager	Eric Joyce
Director, Hockey Operations	Mike Dixon
Director, Scouting	Scott Luce
Director, Player Development	Brian Skrudland
Head Amateur Scout	Erin Ginnell
Video Coordinator	Tommy Cruz
Head Coach	Gerard Gallant
Assistant Coaches	Mike Kelly, John Madden, Mark Morris
Goaltending Coach	Robb Tallas
Director, Communications	Justin Copertino
Coordinators, Communications & Digital Media	Adelyn Biedenbach, Amanda Cifu
Television / Radio	FOX Sports Florida / 560 WQAM
TV Play-By-Play / Analyst	Steve Goldstein / Bill Lindsay
Radio Play-By-Play	Randy Moller
Panthers Preview/Review Host	Drew Goldfarb
Arena (Capacity)	BB&T Center (15,720)
Public Relations Phone	(954) 835-7000
Website	www.floridapanthers.com

EDMONTON OILERS VS. FLORIDA PANTHERS

YEARLY RECORD 1993-94 TO 2013-14

SEASON						AT EDMONTON					AT FLORIDA				
	GP	W	L	T	OTL	GF	GA	PTS	PCT.	W-L-T-OTL	GF	GA	W-L-T-OTL	GF	GA
1993-94	2	0	1	1	-	7	9	1	.250	0-1-0-0	3	5	0-0-1-0	4	4
1994-95	DID NOT PLAY														
1995-96	2	0	2	0	-	3	5	0	.000	0-1-0-0	2	3	0-1-0-0	1	2
1996-97	2	1	1	0	-	7	6	2	.500	1-0-0-0	4	0	0-1-0-0	3	6
1997-98	2	2	0	0	-	7	2	4	1.000	1-0-0-0	3	2	1-0-0-0	4	0
1998-99	1	0	1	0	-	1	3	0	.000	0-0-0-0	0	0	0-1-0-0	1	3
1999-00	2	0	1	1	0	3	4	1	.250	0-0-1-0	2	2	0-1-0-0	1	2
2000-01	1	0	0	1	0	2	2	1	.500	0-0-0-0	0	0	0-0-1-0	2	2
2001-02	2	1	1	0	0	10	7	2	.500	1-0-0-0	6	2	0-1-0-0	4	5
2002-03	1	1	0	0	0	4	0	2	1.000	0-0-0-0	0	0	1-0-0-0	4	0
2003-04	1	1	0	0	0	4	2	2	1.000	1-0-0-0	4	2	0-0-0-0	0	0
2004-05	DID NOT PLAY														
2005-06	DID NOT PLAY														
2006-07	1	1	0	0	0	4	1	2	1.000	1-0-0-0	4	1	0-0-0-0	0	0
2007-08	1	1	0	0	0	4	3	2	1.000	0-0-0-0	0	0	1-0-0-0	4	3
2008-09	1	0	1	0	0	0	2	0	.000	0-1-0-0	0	2	0-0-0-0	0	0
2009-10	1	1	0	0	0	3	2	2	1.000	0-0-0-0	0	0	1-0-0-0	3	2
2010-11	1	1	0	0	0	3	2	2	1.000	1-0-0-0	3	2	0-0-0-0	0	0
2011-12	1	1	0	0	0	2	1	2	1.000	0-0-0-0	-	-	1-0-0-0	2	1
2012-13	DID NOT PLAY														
2013-14	2	2	0	0	0	8	4	4	1.000	1-0-0-0	4	1	1-0-0-0	4	3
TOTALS	24	13	8	3	0	72	55	29	.604	7-3-1-0	35	22	6-5-2-0	37	33



EDMONTON OILERS VS. FLORIDA PANTHERS

2013-14 RESULTS & STATISTICS

AT EDMONTON		WINNING GOAL							AT FLORIDA		WINNING GOAL						
21 Nov '13 FLA 1 @ EDM 4		Sam Gagner							05 Nov '13 EDM 4 @ FLA 3 (OT)		Mark Arcobello						
OILERS	GP	G	A	P	+/-	PIM	PP	SH	PANTHERS	GP	G	A	P	+/-	PIM	PP	SH
Ryan Nugent-Hopkins	2	0	5	5	2	0	0	0	Scottie Upshall	2	3	0	3	2	9	0	0
Jordan Eberle	2	2	1	3	2	0	1	0	Marcel Goc	2	1	1	2	0	0	0	0
Boyd Gordon	2	0	3	3	0	2	0	0	Aleksander Barkov	2	0	1	1	0	0	0	0
Mark Arcobello	1	2	0	2	1	0	1	0	Brad Boyes	2	0	1	1	0	2	0	0
Taylor Hall	1	0	2	2	1	0	0	0	Brian Campbell	2	0	1	1	-1	2	0	0
Sam Gagner	2	1	0	1	-2	0	0	0	Tomas Fleischmann	2	0	1	1	1	0	0	0
Taylor Fedun	1	1	0	1	2	0	0	0	Jonathan Huberdeau	2	0	1	1	-1	0	0	0
Philip Larsen	1	1	0	1	0	0	0	0	Dmitry Kulikov	2	0	1	1	1	0	0	0
David Perron	1	1	0	1	0	0	1	0	Jesse Winchester	2	0	1	1	0	2	0	0
Ales Hemsky	2	0	1	1	0	0	0	0	Nick Bjugstad	2	0	0	0	-2	2	0	0
Nail Yakupov	2	0	1	1	-1	2	0	0	Tom Gilbert	2	0	0	0	-1	2	0	0
Ryan Jones	1	0	1	1	1	0	0	0	Erik Gudbranson	2	0	0	0	-1	2	0	0
Corey Potter	1	0	1	1	0	0	0	0	Tomas Kopecky	2	0	0	0	0	0	0	0
Justin Schultz	1	0	1	1	1	0	0	0	Shawn Matthias	2	0	0	0	-1	0	0	0
Will Acton	2	0	0	0	0	0	0	0	Krys Barch	1	0	0	0	0	0	0	0
Andrew Ference	2	0	0	0	-2	9	0	0	Sean Bergenheim	1	0	0	0	-1	0	0	0
Luke Gazdic	2	0	0	0	0	0	0	0	Matt Gilroy	1	0	0	0	0	0	0	0
Jeff Petry	2	0	0	0	-2	2	0	0	Jimmy Hayes	1	0	0	0	0	2	0	0
Nick Schultz	2	0	0	0	2	2	0	0	Mike Mottau	1	0	0	0	0	0	0	0
Ryan Smyth	2	0	0	0	-2	0	0	0	Kris Versteeg	1	0	0	0	0	0	0	0
Anton Belov	1	0	0	0	1	0	0	0	Mike Weaver	1	0	0	0	1	0	0	0
Ben Eager	1	0	0	0	0	0	0	0	Ryan Whitney	1	0	0	0	-1	0	0	0
Jesse Joensuu	1	0	0	0	0	0	0	0									
Ladislav Smid	1	0	0	0	0	0	0	0									

OILERS GOALTENDER	GP	MIN	W-L-OT	GA	SA	SV	GAA	SV%
Devan Dubnyk	2	122	2-0-0	4	48	44	1.97	.917
PANTHERS GOALTENDERS	GP	MIN	W-L-OT	GA	SA	SV	GAA	SV%
Jacob Markstrom	1	62	0-0-1	4	27	23	3.89	.852
Tim Thomas	1	59	0-1-0	3	34	31	3.03	.912

GOALS BY PERIOD	1	2	3	OT	TOTAL	SHOTS BY PERIOD	1	2	3	OT	TOTAL
Oilers	2	4	1	1	8	Oilers	20	25	15	2	62
Panthers	1	1	2	0	4	Panthers	12	20	16	0	48
POWERPLAY	PPG	ATT	PCT.	PENALTY KILLING	PK	TSH	PCT.				
Oilers	3	8	37.5	Oilers	6	6	100.0				
Panthers	0	6	0.0	Panthers	5	8	62.5				



LOS ANGELES KINGS
 STAPLES Center
 1111 South Figueroa Street
 Los Angeles, CA 90015

2014-15 GAMES VS. LOS ANGELES
 At Edmonton – December 30, March 3,
 April 7
 At Los Angeles – October 14, April 2

CLUB DIRECTORY

Owner.....	Philip F. Anschutz
Owner.....	Edward P. Roski, Jr.
Alternate Governor.....	Dan Beckerman
President/General Manager, Alternate Governor.....	Dean Lombardi
President, Business Operations, Alt. Governor.....	Luc Robitaille
Chief Operating Officer.....	Kelly Cheeseman
Vice President, Assistant General Manager.....	Rob Blake
VP, Hockey Ops and Director, Player Personnel.....	Michael Futa
Special Assistant to the General Manager.....	Jack Ferreira
Sr. Vice President/Hockey Ops and Legal Affairs.....	Jeff Solomon
Director of Team Operations.....	Marshall Dickerson
Head Coach.....	Darryl Sutter
Associate Coach / Assistant Coach.....	John Stevens / Davis Payne
Goaltending Coach.....	Bill Ranford
Video Coordinator.....	Zach Ziegler
Director, Player Development.....	Nelson Emerson
Senior Pro Scout.....	Rob Laird
Scouting Directors, Amateur / Europe.....	Mark Yannetti / Christian Ruutu
Vice President, Communications and Broadcasting.....	Michael Altieri
Senior Director, Communications and Content.....	Jeff Moeller
Director, Communications and Media Services.....	Mike Kalinowski
Supervisor, Communications.....	Eddie Fische
TV Station / Play-by-Play / Color.....	FOX Sports West / Bob Miller / Jim Fox
Radio Flagship / Play-by-Play / Color.....	KABC 790 / Nick Nickson / Daryl Evans
Arena (Capacity).....	STAPLES Center (18,230)
Public Relations Phone.....	(310) 742-7100
Website.....	www.lakings.com

EDMONTON OILERS VS. LOS ANGELES KINGS

YEARLY RECORD 1979-80 TO 2013-14

SEASON	GP	W	L	T	OTL	GF	GA	PTS	PCT.	AT EDMONTON			AT LOS ANGELES		
										W-L-T-OTL	GF	GA	W-L-T-OTL	GF	GA
1979-80	4	2	1	1	-	19	16	5	.625	1-0-1-0	8	6	1-1-0-0	11	10
1980-81	4	0	2	2	-	16	22	2	.250	0-0-2-0	10	10	0-2-0-0	6	12
1981-82	8	5	1	2	-	51	27	12	.750	3-0-1-0	31	13	2-1-1-0	20	14
1982-83	8	5	1	2	-	46	30	12	.750	3-1-0-0	25	19	2-0-2-0	21	11
1983-84	8	6	2	0	-	44	29	12	.750	3-1-0-0	25	13	3-1-0-0	19	16
1984-85	8	4	3	1	-	41	35	9	.563	3-1-0-0	27	17	1-2-1-0	14	18
1985-86	8	6	0	2	-	53	31	14	.875	3-0-1-0	26	15	3-0-1-0	27	16
1986-87	8	4	2	2	-	48	35	10	.625	1-1-2-0	23	22	3-1-0-0	25	13
1987-88	8	4	2	2	-	41	32	10	.625	3-0-1-0	21	12	1-2-1-0	20	20
1988-89	8	4	4	0	-	36	36	8	.500	2-2-0-0	18	17	2-2-0-0	18	19
1989-90	8	4	2	2	-	36	35	10	.625	2-1-1-0	18	17	2-1-1-0	18	18
1990-91	8	2	5	1	-	25	35	5	.313	2-2-0-0	13	13	0-3-1-0	12	22
1991-92	7	1	3	3	-	22	31	5	.357	1-1-2-0	12	16	0-2-1-0	10	15
1992-93	7	1	5	1	-	20	32	3	.214	0-3-1-0	11	17	1-2-0-0	9	15
1993-94	7	2	2	3	-	26	28	7	.500	1-1-1-0	14	13	1-1-2-0	12	15
1994-95	5	2	2	1	-	14	17	5	.500	1-1-0-0	5	4	1-1-1-0	9	13
1995-96	5	3	1	1	-	22	14	7	.700	2-0-1-0	15	9	1-1-0-0	7	5
1996-97	6	3	2	1	-	20	17	7	.583	2-1-0-0	7	7	1-1-1-0	13	10
1997-98	5	4	1	0	-	14	8	8	.800	1-1-0-0	3	3	3-0-0-0	11	5
1998-99	4	0	3	1	-	7	10	1	.125	0-2-0-0	4	6	0-1-1-0	3	4
1999-00	4	2	1	1	0	14	16	5	.625	2-0-0-0	11	7	0-1-1-0	3	9
2000-01	4	3	1	0	0	20	7	6	.750	1-1-0-0	7	4	2-0-0-0	13	3
2001-02	4	1	1	1	1	10	11	4	.500	0-1-1-0	4	6	1-0-0-1	6	5
2002-03	4	3	1	0	0	10	9	6	.750	1-1-0-0	3	4	2-0-0-0	7	5



EDMONTON OILERS VS. LOS ANGELES KINGS

YEARLY RECORD 1979-80 TO 2013-14

SEASON	GP	W	L	T	OTL	GF	GA	PTS	PCT.	AT EDMONTON		AT LOS ANGELES			
										W-L-T-OTL	GF	GA	W-L-T-OTL	GF	GA
2003-04	4	2	2	0	0	10	10	4	.500	1-1-0-0	6	5	1-1-0-0	4	5
2004-05	DID NOT PLAY														
2005-06	4	3	1	0	0	15	9	6	.750	2-0-0-0	9	3	1-1-0-0	6	6
2006-07	4	2	2	0	0	11	16	4	.500	1-1-0-0	8	10	1-1-0-0	3	6
2007-08	4	2	2	0	0	11	14	4	.500	1-1-0-0	6	7	1-1-0-0	5	7
2008-09	4	2	2	0	0	8	10	4	.500	0-2-0-0	2	4	2-0-0-0	6	6
2009-10	4	2	2	0	0	10	11	4	.500	0-2-0-0	3	6	2-0-0-0	7	5
2010-11	4	0	3	0	1	5	13	1	.125	0-2-0-0	1	5	0-1-0-1	4	8
2011-12	4	2	2	0	0	6	7	4	.500	1-1-0-0	3	5	1-1-0-0	3	2
2012-13	3	1	2	0	0	4	8	2	.333	1-1-0-0	3	4	0-1-0-0	1	4
2013-14	4	0	3	0	1	3	12	1	.125	0-2-0-0	2	7	0-0-0-1	1	5
TOTALS	189	87	69	30	3	738	673	207	.548	45-35-15-0	383	326	42-33-15-3	354	347

EDMONTON OILERS VS. LOS ANGELES KINGS

2013-14 RESULTS & STATISTICS

AT EDMONTON		WINNING GOAL	AT LOS ANGELES		WINNING GOAL
10 Apr '14	LAK 3 @ EDM 0	Anze Kopitar	17 Dec '13	EDM 0 @ LAK 3	Dwight King
09 Mar '14	LAK 4 @ EDM 2	Jeff Carter	27 Oct '13	EDM 1 @ LAK 2 (SO)	Anze Kopitar

OILERS	GP	G	A	P	+/-	PIM	PP	SH	KINGS	GP	G	A	P	+/-	PIM	PP	SH
Sam Gagner	3	1	1	2	-2	4	0	0	Marian Gaborik	2	2	1	3	3	0	0	0
Taylor Hall	3	1	2	1	-1	2	0	0	Anze Kopitar	4	1	2	3	5	2	0	0
Nail Yakupov	3	1	0	1	-4	2	1	0	Dustin Brown	4	1	1	2	1	2	0	0
David Perron	4	0	1	1	-3	4	0	0	Slava Voynov	4	0	2	2	2	2	0	0
Jeff Petry	4	0	1	1	-1	0	0	0	Justin Williams	4	0	2	2	3	0	0	0
Justin Schultz	4	0	1	1	-5	2	0	0	Dwight King	4	1	0	1	0	0	0	0
Anton Belov	3	0	1	1	-2	2	0	0	Trevor Lewis	4	1	0	1	1	0	0	0
Jordan Eberle	4	0	0	0	-5	2	0	0	Jordan Nolan	4	1	0	1	1	9	0	0
Ryan Nugent-Hopkins	4	0	0	0	-4	0	0	0	Mike Richards	4	1	0	1	2	2	0	0
Andrew Ference	3	0	0	0	0	0	0	0	Alec Martinez	3	1	0	1	4	0	0	0
Luke Gazdic	3	0	0	0	-1	5	0	0	Jake Muzzin	4	0	1	1	3	4	0	0
Boyd Gordon	3	0	0	0	0	0	0	0	Jarret Stoll	4	0	1	1	0	2	0	0
Ryan Jones	3	0	0	0	-1	5	0	0	Drew Doughty	3	0	1	1	1	2	0	0
Philip Larsen	3	0	0	0	-2	2	0	0	Matt Greene	3	0	1	1	2	0	0	0
Ryan Smyth	3	0	0	0	-1	0	0	0	Willie Mitchell	3	0	1	1	1	0	0	0
Will Acton	2	0	0	0	-1	0	0	0	Robyn Regehr	3	0	1	1	3	0	0	0
Mark Arcobello	2	0	0	0	0	0	0	0	Tyler Toffoli	3	0	1	1	1	0	0	0
Mark Fraser	2	0	0	0	-1	0	0	0	Kyle Clifford	3	0	0	0	2	5	0	0
Ales Hemsky	2	0	0	0	0	0	0	0	Matt Frattin	2	0	0	0	1	0	0	0
Matt Hendricks	2	0	0	0	-1	0	0	0	Andrew Campbell	1	0	0	0	0	0	0	0
Anton Lander	2	0	0	0	-1	0	0	0	Colin Fraser	1	0	0	0	0	0	0	0
Martin Marincin	2	0	0	0	-1	0	0	0	Linden Vey	1	0	0	0	1	0	0	0
Nick Schultz	2	0	0	0	-1	4	0	0									
Ben Eager	1	0	0	0	0	0	0	0									
Jesse Joensuu	1	0	0	0	0	2	0	0									
Oscar Klefbom	1	0	0	0	-3	0	0	0									
Steven Pinizzotto	1	0	0	0	-1	0	0	0									
Tyler Pitlick	1	0	0	0	0	0	0	0									
Ladislav Smid	1	0	0	0	0	0	0	0									

OILERS GOALTENDERS	GP	MIN	W-L-OT	GA	SA	SV	GAA	SV%
Richard Bachman	1	65	0-0-1	1	48	47	0.93	.979
Ilya Bryzgalov	1	57	0-1-0	2	39	37	2.09	.949
Viktor Fasth	1	60	0-1-0	3	48	45	3.00	.938
Ben Scrivens	1	58	0-1-0	4	50	46	4.11	.920

KINGS GOALTENDERS	GP	MIN	W-L-OT	GA	SA	SV	GAA	SV%
Martin Jones	2	120	2-0-0	0	41	41	0.00	1.000
Jonathan Quick	2	125	2-0-0	3	45	42	1.44	.933

GOALS BY PERIOD	1	2	3	OT	TOTAL	SHOTS BY PERIOD	1	2	3	OT	TOTAL
Oilers	1	1	1	0	3	Oilers	21	43	22	0	86
Kings	4	5	2	0	11	Kings	45	63	75	3	186

POWERPLAY	PPG	ATT	PCT.	PENALTY KILLING	PK	TSH	PCT.
Oilers	1	9	11.0	Oilers	12	13	92.3
Kings	1	13	7.7	Kings	8	9	88.9



MINNESOTA WILD
 Xcel Energy Center
 199 West Kellogg Blvd.
 St. Paul, MN 55102

2014-15 GAMES VS. MINNESOTA
 At Edmonton – January 27, February 20
 At Minnesota – February 24

CLUB DIRECTORY

Owner/Governor.....	Craig Leipold
Minority Owner.....	Philip Falcone
EVP / General Manager.....	Chuck Fletcher
Chief Operating Officer.....	Matt Majka
Executive Vice President, Chief Financial Officer.....	Jeff Pellegrom
Assistant General Manager.....	Brent Flahr
Head Coach.....	Mike Yeo
Assistant Coaches.....	Rick Wilson, Darryl Sydor, Darby Hendrickson, Andrew Brunette
Goalie Coach.....	Bob Mason
Coordinator, Video.....	Jonas Plumb
Director, Player Personnel/Development.....	Blair Mackasey/Brad Bombardir
Chief Amateur Scout.....	Guy Lapointe
Sr. Director, Team Ops. and Business Integration.....	Frank Buonomo
Media Relations Director / Coordinator.....	Aaron Sickman / Carly Peters
Radio Network Flagship.....	KFAN 100.3 FM
Television Network.....	FOX Sports Net North
Arena (Capacity).....	Xcel Energy Center (17,954)
Public Relations Phone.....	(651) 602-6000
Website.....	www.wild.com

EDMONTON OILERS VS. MINNESOTA WILD

YEARLY RECORD 2000-01 TO 2013-14

SEASON	GP	W	L	T	OTL	GF	GA	PTS	PCT.	AT EDMONTON			AT MINNESOTA		
										W-L-T-OTL	GF	GA	W-L-T-OTL	GF	GA
2000-01	5	4	0	1	0	18	10	9	.900	2-0-1-0	8	3	2-0-0-0	10	7
2001-02	5	4	0	1	0	14	8	9	.900	2-0-0-0	5	3	2-0-1-0	9	5
2002-03	5	3	0	0	2	14	10	8	.800	2-0-0-1	8	4	1-0-0-1	6	6
2003-04	6	2	2	2	0	7	8	6	.500	0-1-2-0	3	4	2-1-0-0	4	4
2004-05	DID NOT PLAY														
2005-06	8	2	5	0	1	18	27	5	.313	0-4-0-0	8	17	2-1-1-0	10	10
2006-07	8	2	6	0	0	9	23	4	.250	1-3-0-0	6	12	1-3-0-0	3	11
2007-08	8	3	4	0	1	23	28	7	.438	3-1-0-0	16	13	0-3-0-1	7	15
2008-09	6	2	3	0	1	11	16	5	.250	2-1-0-0	8	6	0-2-0-1	3	10
2009-10	6	3	3	0	0	16	15	6	.500	3-0-0-0	11	4	0-3-0-0	5	11
2010-11	6	0	6	0	0	9	23	0	.000	0-3-0-0	4	11	0-3-0-0	5	12
2011-12	6	2	1	0	3	16	14	7	.583	1-0-2	7	6	1-1-1	9	8
2012-13	4	1	3	0	0	12	13	2	.250	0-2-0-0	4	8	1-1-0-0	8	5
2013-14	3	1	2	0	0	5	10	2	.333	0-1-0-0	0	3	1-1-0-0	5	7
TOTALS	76	29	35	4	8	172	204	70	.401	16-16-3-3	88	94	13-19-1-5	84	111



EDMONTON OILERS VS. MINNESOTA WILD

2013-14 RESULTS & STATISTICS

AT EDMONTON

27 Feb '14 MIN 3 @ EDM 0

WINNING GOAL

Mikael Granlund

AT MINNESOTA

11 Mar '14 EDM 4 @ MIN 3 (SO)
16 Jan '14 EDM 1 @ MIN 4

WINNING GOAL

Taylor Hall
Nate Prosser

OILERS	GP	G	A	P	+/-	PIM	PP	SH	WILD	GP	G	A	P	+/-	PIM	PP	SH
Jordan Eberle	3	2	1	3	-2	0	0	0	Jason Pominville	3	2	2	4	1	0	0	0
Andrew Ference	3	0	2	2	-4	0	0	0	Mikael Granlund	3	1	3	4	2	0	0	0
David Perron	3	1	0	1	0	4	0	0	Dany Heatley	3	1	2	3	3	0	0	0
Jeff Petry	3	1	0	1	0	0	0	0	Zach Parise	2	1	2	3	0	0	1	0
Sam Gagner	3	0	1	1	0	0	0	0	Nate Prosser	3	1	1	2	3	0	0	0
Ryan Nugent-Hopkins	3	0	1	1	-1	6	0	0	Jared Spurgeon	2	1	1	2	2	0	0	0
Oscar Klefbom	1	0	1	1	0	0	0	0	Charlie Coyle	3	0	2	2	2	4	0	0
Luke Gazdic	3	0	0	0	-1	5	0	0	Erik Haula	3	0	2	2	1	6	0	0
Boyd Gordon	3	0	0	0	-2	0	0	0	Justin Fontaine	2	1	0	1	1	0	0	0
Taylor Hall	3	0	0	0	-1	2	0	0	Stephane Veilleux	2	1	0	1	0	5	0	0
Matt Hendricks	3	0	0	0	-2	8	0	0	Jason Zucker	1	1	0	1	2	0	0	0
Ryan Jones	3	0	0	0	-1	5	0	0	Kyle Brodziak	3	0	1	1	0	10	0	0
Martin Marincin	3	0	0	0	0	2	0	0	Matt Cooke	3	0	1	1	0	2	0	0
Justin Schultz	3	0	0	0	-3	0	0	0	Nino Niederreiter	3	0	1	1	1	2	0	0
Ryan Smyth	3	0	0	0	-1	2	0	0	Marco Scandella	2	0	1	1	1	0	0	0
Nail Yakupov	3	0	0	0	0	0	0	0	Keith Ballard	3	0	0	0	2	4	0	0
Anton Belov	2	0	0	0	-3	2	0	0	Jonas Brodin	3	0	0	0	0	0	0	0
Nick Schultz	2	0	0	0	0	0	0	0	Ryan Suter	3	0	0	0	2	0	0	0
Mark Arcobello	1	0	0	0	-1	0	0	0	Torrey Mitchell	2	0	0	0	0	0	0	0
Mark Fraser	1	0	0	0	0	0	0	0	Clayton Stoner	2	0	0	0	0	7	0	0
Ales Hemsky	1	0	0	0	-1	0	0	0	Mikko Koivu	1	0	0	0	0	0	0	0
Jesse Joensuu	1	0	0	0	-1	0	0	0	Cody McCormick	1	0	0	0	1	0	0	0
									Matt Moulson	1	0	0	0	0	0	0	0

OILERS GOALTENDERS

	GP	MIN	W-L-OT	GA	SA	SV	GAA	SV%
Viktor Fasth	1	65	1-0-0	3	31	28	2.77	.903
Ben Scrivens	2	120	0-2-0	7	54	47	3.50	.870

WILD GOALTENDER

	GP	MIN	W-L-OT	GA	SA	SV	GAA	SV%
Darcy Kuemper	3	185	2-0-1	4	68	64	1.30	.941

GOALS BY PERIOD

	1	2	3	OT	TOTAL	SHOTS BY PERIOD	1	2	3	OT	TOTAL
Oilers	1	1	2	0	4	Oilers	25	23	17	3	68
Wild	5	3	2	0	10	Wild	22	34	29	0	85

POWERPLAY

	PPG	ATT	PCT.	PENALTY KILLING	PK	TSH	PCT.
Oilers	0	11	0.0	Oilers	1	9	11.1
Wild	8	9	88.9	Wild	11	11	100.0



MONTREAL CANADIENS

Club de hockey Canadien
1909, avenue des
Canadiens-de-Montréal
Montreal, QC H3B 5E8

2014-15 GAMES VS. MONTREAL

At Edmonton – October 27
At Montreal – February 12

CLUB DIRECTORY

Owner, President and CEO, Club de hockey Canadien, Bell Centre & evenko.....	Geoff Molson
Executive VP and Chief Operating Officer.....	Kevin Gilmore
Executive VP Hockey and General Manager, Hockey.....	Marc Bergevin
Executive VP and Chief Financial Officer.....	Fred Steer
Senior Vice President, Communications.....	Donald Beauchamp
Senior VP, Hockey Operations.....	Rick Dudley
Assistant General Managers.....	Larry Carrière, Scott Mellanby
VP, Player Personnel & Director, Amateur Scouting.....	Trevor Timmins
Director, Player Development.....	Martin Lapointe
Head Coach.....	Michel Therrien
Assistant Coaches.....	Clément Jodoin, Jean-Jacques Daigneault, Dan Lacroix
Goaltending Coach / Video Coach.....	Stéphane Waite / Mario Leblanc
Team Services.....	Alain Gagnon
Director of Media Relations.....	Dominick Saillant
Communications Manager.....	François Marchand
Play-by-play TV/Radio.....	Pierre Houde (RDS), Félix Séguin (TVA Sports), Martin McGuire (Cogéco 98.5 FM), John Bartlett (TSN Radio 690)
Color TV/Radio.....	Marc Denis (RDS), Patrick Lalime (TVA Sports), Dany Dubé (Cogéco 98.5 FM), Sergio Momesso (TSN Radio 690)
Radio/television flagship.....	RDS (Cable), TVA Sports (Cable), Cogéco (98.5 FM), TSN Radio (690 AM)
Arena (Capacity).....	Bell Centre (21,273)
Media Relations Phone.....	(514) 932-2582
Media Hotline.....	(514) 989-2835
Website.....	www.canadiens.com

EDMONTON OILERS VS. MONTREAL CANADIENS

YEARLY RECORD 1979-80 TO 2013-14

SEASON	GP	W	L	T	OTL	GF	GA	PTS	PCT.	AT EDMONTON			AT CANADIENS		
										W-L-T-OTL	GF	GA	W-L-T-OTL	GF	GA
1979-80	4	1	3	0	-	15	19	2	.250	1-1-0-0	8	10	0-2-0-0	7	9
1980-81	4	2	2	0	-	14	13	4	.500	2-0-0-0	13	4	0-2-0-0	1	9
1981-82	3	0	1	2	-	9	12	2	.250	0-1-0-0	3	6	0-0-2-0	6	6
1982-83	3	2	1	0	-	14	9	4	.667	2-0-0-0	12	5	0-1-0-0	2	4
1983-84	3	2	1	0	-	11	5	4	.667	1-0-0-0	6	1	1-1-0-0	5	4
1984-85	3	1	2	0	-	8	10	2	.333	0-2-0-0	3	8	1-0-0-0	5	2
1985-86	3	3	0	0	-	14	9	6	1.000	1-0-0-0	3	2	2-0-0-0	11	7
1986-87	3	3	0	0	-	14	10	6	1.000	2-0-0-0	9	6	1-0-0-0	5	4
1987-88	3	0	3	0	-	6	13	0	.000	0-1-0-0	1	4	0-2-0-0	5	9
1988-89	3	1	2	0	-	10	11	2	.333	1-1-0-0	5	4	0-1-0-0	5	7
1989-90	3	1	1	1	-	13	10	3	.500	1-0-0-0	6	2	0-1-1-0	7	8
1990-91	3	1	2	0	-	5	8	2	.333	0-2-0-0	1	6	1-0-0-0	4	2
1991-92	3	1	2	0	-	3	5	2	.333	1-1-0-0	3	4	0-1-0-0	0	1
1992-93	2	0	2	0	-	6	10	0	.000	1-0-0-0	3	6	0-1-0-0	3	4
1993-94	2	1	1	0	-	7	6	2	.500	1-0-0-0	6	3	0-1-0-0	1	3
1994-95	DID NOT PLAY														
1995-96	2	1	1	0	-	7	9	2	.500	0-1-0-0	1	4	1-0-0-0	6	5
1996-97	2	0	2	0	-	6	8	0	.000	0-1-0-0	4	5	0-1-0-0	2	3
1997-98	2	0	1	1	-	6	8	1	.250	0-1-0-0	3	5	0-0-1-0	3	3
1998-99	3	1	2	0	-	6	8	2	.333	0-2-0-0	2	7	1-0-0-0	4	1
1999-00	2	2	0	0	0	7	5	4	1.000	1-0-0-0	2	1	1-0-0-0	5	4
2000-01	3	1	2	0	0	7	10	2	.333	1-1-0-0	5	5	0-1-0-0	2	5



EDMONTON OILERS VS. MONTREAL CANADIENS

YEARLY RECORD 1979-80 TO 2013-14

SEASON	GP	W	L	T	OTL	GF	GA	PTS	PCT.	AT EDMONTON				AT CANADIENS			
										W-L-T-OTL	GF	GA	PCT.	W-L-T-OTL	GF	GA	PCT.
2001-02	2	2	0	0	0	10	7	4	1.000	2-0-0-0	10	7		0-0-0-0	0	0	
2002-03	2	1	1	0	0	7	7	2	.500	1-0-0-0	5	4		0-1-0-0	2	3	
2003-04	2	1	1	0	0	7	6	2	.500	0-1-0-0	3	4		1-0-0-0	4	2	
2004-05	DID NOT PLAY																
2005-06	1	1	0	0	0	5	3	2	1.000	1-0-0-0	5	3		0-0-0-0	0	0	
2006-07	1	0	0	0	1	2	3	1	.500	0-0-0-0	0	0		0-0-0-1	2	3	
2007-08	DID NOT PLAY																
2008-09	2	1	0	0	1	10	6	3	.750	1-0-0-0	7	2		0-0-0-1	3	4	
2009-10	2	1	0	0	1	7	7	2	.750	1-0-0-0	3	2		0-0-0-1	4	5	
2010-11	2	2	0	0	0	8	4	4	1.000	1-0-0-0	4	1		1-0-0-0	4	3	
2011-12	2	1	1	0	0	6	6	2	.500	0-1-0	3	5		1-0-0	3	1	
2012-13	DID NOT PLAY																
2013-14	2	1	1	0	0	5	7	2	.500	0-1-0-0	1	4		1-0-0-0	4	3	
TOTALS	77	35	35	4	3	255	254	76	.513	22-19-0-0	140	130		13-16-4-3	115	124	

EDMONTON OILERS VS. MONTREAL CANADIENS

2013-14 RESULTS & STATISTICS

AT EDMONTON	WINNING GOAL	AT MONTREAL	WINNING GOAL
10 Oct '13 MTL 4 @ EDM 1	Brandon Prust	22 Oct '13 EDM 4 @ MTL 3	Ryan Jones

OILERS	GP	G	A	P	+/-	PIM	PP	SH	CANADIENS	GP	G	A	P	+/-	PIM	PP	SH
Ryan Nugent-Hopkins	2	0	3	3	0	0	0	0	P.K. Subban	2	0	4	4	2	0	0	0
Mark Arcobello	2	0	2	2	0	0	0	0	Brendan Gallagher	2	2	1	3	2	0	1	0
Jordan Eberle	2	0	2	2	1	0	0	0	Alex Galchenyuk	2	1	1	2	0	2	0	0
Ales Hemsby	2	1	0	1	-2	0	0	0	Tomas Plekanec	2	1	1	2	0	0	1	0
Jeff Petry	2	1	0	1	-1	0	0	0	Brian Gionta	2	1	0	1	-1	0	0	0
Ladislav Smid	2	1	0	1	1	2	0	0	Max Pacioretty	1	1	0	1	1	0	0	0
Ryan Jones	1	1	0	1	0	2	0	0	Brandon Prust	1	1	0	1	1	5	0	0
Ryan Smyth	1	1	0	1	-1	0	1	0	Michael Bournival	2	0	1	1	0	2	0	0
David Perron	2	0	1	1	0	2	0	0	Andrei Markov	2	0	1	1	3	0	0	0
Taylor Hall	1	0	1	1	-1	0	0	0	Travis Moen	2	0	1	1	1	2	0	0
Will Acton	2	0	0	0	0	0	0	0	Daniel Briere	1	0	1	1	1	0	0	0
Anton Belov	2	0	0	0	0	0	0	0	Nathan Beaulieu	2	0	0	0	0	0	0	0
Andrew Ference	2	0	0	0	-1	0	0	0	Francis Bouillon	2	0	0	0	-2	0	0	0
Luke Gazdic	2	0	0	0	0	9	0	0	Rene Bourque	2	0	0	0	-1	2	0	0
Boyd Gordon	2	0	0	0	-1	0	0	0	David Desharnais	2	0	0	0	-1	2	0	0
Justin Schultz	2	0	0	0	-2	0	0	0	Raphael Diaz	2	0	0	0	-1	0	0	0
Nick Schultz	2	0	0	0	1	2	0	0	Lars Eller	2	0	0	0	0	2	0	0
Nail Yakupov	2	0	0	0	0	2	0	0	Josh Gorges	2	0	0	0	0	0	0	0
Mike Brown	1	0	0	0	0	0	0	0	Mike Blunden	1	0	0	0	1	0	0	0
Ben Eager	1	0	0	0	0	0	0	0	Patrick Holland	1	0	0	0	0	0	0	0
Tyler Pitlick	1	0	0	0	-1	0	0	0	Ryan White	1	0	0	0	1	2	0	0

OILERS GOALTENDER	GP	MIN	W-L-OT	GA	SA	SV	GAA	SV%
Devan Dubnyk	2	116	1-1-0	6	58	52	3.11	.897
CANADIENS GOALTENDER	GP	MIN	W-L-OT	GA	SA	SV	GAA	SV%
Peter Budaj	1	60	1-0-0	1	28	27	1.00	.964
Carey Price	1	59	0-1-0	4	32	28	4.07	.875

GOALS BY PERIOD	1	2	3	OT	TOTAL	SHOTS BY PERIOD	1	2	3	OT	TOTAL
Oilers	0	3	2	0	5	Oilers	17	25	18	0	60
Canadiens	2	2	3	0	7	Canadiens	26	19	14	0	59
POWERPLAY	PPG	ATT	PCT.	PENALTY KILLING	PK	TSH	PCT.				
Oilers	1	5	20.0	Oilers	2	4	50.0				
Canadiens	2	4	50.0	Canadiens	4	5	80.0				



NASHVILLE PREDATORS

Bridgestone Arena
501 Broadway
Nashville, TN 37203

2014-15 GAMES VS. NASHVILLE

At Edmonton – October 29
At Nashville – November 11, November 27

CLUB DIRECTORY

Owner.....	Predators Holdings LLC
Chairman and Alternate Governor.....	Thomas Cigarran
Governor.....	Joel Dobberpuhl
Pres. of Hockey Ops/G.M./Alt. Gov.....	David Poile
Chief Executive Officer/Alt. Gov.....	Jeff Cogen
President/COO/Alt. Gov.....	Sean Henry
Exec. V.P., General Counsel and Chief Financial Officer.....	Michelle Kennedy
Sr. V.P., Hockey Communications and P.R.....	Gerry Helper
Assistant General Manager.....	Paul Fenton
Head Coach.....	Peter Laviolette
Assistant Coaches.....	Phil Housley, Kevin McCarthy
Goaltending Coach.....	Ben Vanderklok
Video Coordinator / Assistant.....	Lawrence Feloney / Jeremy Coupal
Director of Player Development.....	Scott Nichol
Chief Amateur Scout.....	Jeff Kealty
Manager of Communications.....	Kevin Wilson
Television Play-by-Play Announcer / Color.....	Pete Weber / Stu Grimson
Radio Play-by-Play Announcer / Color.....	Willy Daunic / Brent Peterson
Arena (Capacity).....	Bridgestone Arena (17,113)
Public Relations Phone.....	(615) 770-2300
Website.....	www.nashvillepredators.com

EDMONTON OILERS VS. NASHVILLE PREDATORS

YEARLY RECORD 1998-99 TO 2013-14

SEASON	GP	W	L	T	OTL	GF	GA	PTS	PCT.	AT EDMONTON			AT NASHVILLE		
										W-L-T-OTL	GF	GA	W-L-T-OTL	GF	GA
1998-99	4	2	1	1	—	11	10	5	.625	2-0-0-0	7	4	0-1-1-0	4	6
1999-00	5	2	2	0	1	14	14	5	.500	1-0-0-1	6	5	1-2-0-0	8	9
2000-01	4	3	1	0	0	14	8	6	.750	1-1-0-0	6	5	2-0-0-0	8	3
2001-02	4	1	2	1	0	10	12	3	.375	0-2-0-0	4	7	1-0-1-0	6	5
2002-03	4	3	0	0	1	13	10	7	.875	1-0-0-1	5	5	2-0-0-0	8	5
2003-04	4	1	2	1	0	11	12	3	.375	1-1-0-0	8	8	0-1-1-0	3	4
2004-05	DID NOT PLAY														
2005-06	4	3	1	0	0	14	8	6	.750	2-0-0-0	7	4	1-1-0-0	7	4
2006-07	4	0	4	0	0	8	16	0	.000	0-2-0-0	3	9	0-2-0-0	5	7
2007-08	4	0	4	0	0	8	19	0	.000	0-2-0-0	2	9	0-2-0-0	6	10
2008-09	4	1	2	0	1	12	13	3	.375	1-1-0-0	6	4	0-1-0-1	6	9
2009-10	4	1	3	0	0	15	16	2	.250	0-2-0-0	6	11	1-1-0-0	9	5
2010-11	4	2	1	0	1	9	7	5	.625	1-0-0-1	4	4	1-1-0-0	5	3
2011-12	4	3	1	0	0	16	8	6	.750	1-1-0-0	4	3	2-0-0-0	12	5
2012-13	3	1	2	0	0	5	11	2	.333	1-0-0-0	3	2	0-2-0-0	2	9
2013-14	3	3	0	0	0	13	2	6	1.000	2-0-0-0	10	2	1-0-0-0	3	0
TOTALS	59	26	26	3	4	173	166	59	.500	14-12-0-3	81	82	12-14-3-1	92	84



EDMONTON OILERS VS. NASHVILLE PREDATORS

2013-14 RESULTS & STATISTICS

AT EDMONTON

18 Mar '14 NSH 1 @ EDM 5
26 Jan '14 NSH 1 @ EDM 5

WINNING GOAL

Ryan Nugent-Hopkins
Jordan Eberle

AT NASHVILLE

28 Nov '13 EDM 3 @ NSH 0

WINNING GOAL

Ryan Nugent-Hopkins

OILERS	GP	G	A	P	+/-	PIM	PP	SH	PREDATORS	GP	G	A	P	+/-	PIM	PP	SH
Jordan Eberle	3	4	3	7	5	2	0	0	Gabriel Bourque	3	1	0	1	-1	0	0	0
Ryan Nugent-Hopkins	3	3	3	6	3	0	2	0	David Legwand	2	1	0	1	-2	0	0	0
Taylor Hall	3	2	3	5	3	0	0	0	Craig Smith	3	0	1	1	-1	0	0	0
Sam Gagner	3	1	3	4	4	0	0	0	Nick Spaling	3	0	1	1	-2	0	0	0
Justin Schultz	3	1	1	2	4	0	0	0	Shea Weber	3	0	1	1	-1	0	0	0
Ryan Smyth	3	1	1	2	1	2	1	0	Patric Hornqvist	2	0	1	1	-1	0	0	0
Nail Yakupov	2	1	0	1	1	2	0	0	Rich Clune	3	0	0	0	-1	8	0	0
David Perron	3	0	1	1	1	2	0	0	Ryan Ellis	3	0	0	0	-5	4	0	0
Jeff Petry	3	0	1	1	3	2	0	0	Mike Fisher	3	0	0	0	-3	0	0	0
Andrew Ference	2	0	1	1	0	2	0	0	Paul Gaustad	3	0	0	0	-2	2	0	0
Jesse Joensuu	2	0	1	1	1	0	0	0	Seth Jones	3	0	0	0	-3	4	0	0
Martin Marincin	2	0	1	1	1	2	0	0	Roman Josi	3	0	0	0	-1	0	0	0
Nick Schultz	2	0	1	1	2	0	0	0	Eric Nystrom	3	0	0	0	-2	2	0	0
Anton Lander	1	0	1	1	2	0	0	0	Colin Wilson	3	0	0	0	-2	0	0	0
Philip Larsen	1	0	1	1	2	0	0	0	Victor Bartley	2	0	0	0	-2	0	0	0
Corey Potter	1	0	1	1	1	0	0	0	Matt Cullen	2	0	0	0	0	0	0	0
Boyd Gordon	3	0	0	0	0	2	0	0	Michael Del Zotto	2	0	0	0	-3	2	0	0
Ryan Jones	3	0	0	0	1	2	0	0	Mattias Ekholm	2	0	0	0	-1	0	0	0
Anton Belov	2	0	0	0	0	0	0	0	Taylor Beck	1	0	0	0	-1	2	0	0
Luke Gazdic	2	0	0	0	1	2	0	0	Patrick Eaves	1	0	0	0	-1	0	0	0
Matt Hendricks	2	0	0	0	0	2	0	0	Matt Hendricks	1	0	0	0	-1	0	0	0
Mark Arcobello	1	0	0	0	0	0	0	0	Kevin Klein	1	0	0	0	-1	0	0	0
Mark Fraser	1	0	0	0	1	4	0	0	Colton Sissons	1	0	0	0	-1	0	0	0
Denis Grebeshkov	1	0	0	0	1	0	0	0	Viktor Stalberg	1	0	0	0	-1	0	0	0
Ales Hemsky	1	0	0	0	0	0	0	0									
Oscar Klefbom	1	0	0	0	0	0	0	0									

OILERS GOALTENDERS	GP	MIN	W-L-OT	GA	SA	SV	GAA	SV%
Ilya Bryzgalov	1	60	1-0-0	0	33	33	0.00	1.000
Ben Scrivens	1	60	1-0-0	1	35	34	1.00	.971
Viktor Fasth	1	59	1-0-0	1	29	28	1.01	.966

PREDATORS GOALTENDER	GP	MIN	W-L-OT	GA	SA	SV	GAA	SV%
Marek Mazanec	1	58	0-1-0	2	27	25	2.06	.926
Carter Hutton	2	70	0-1-0	5	31	26	4.29	.839
Pekka Rinne	1	50	0-1-0	5	26	21	6.01	.808

GOALS BY PERIOD	1	2	3	OT	TOTAL	SHOTS BY PERIOD	1	2	3	OT	TOTAL
Oilers	3	6	4	0	13	Oilers	29	31	25	0	85
Predators	1	1	0	0	2	Predators	29	35	33	0	97

POWERPLAY	PPG	ATT	PCT.	PENALTY KILLING	PK	TSH	PCT.
Oilers	3	10	30.0	Oilers	10	10	100.0
Predators	0	10	0.0	Predators	7	10	70.0



NEW JERSEY DEVILS

Prudential Center
25 Lafayette Street
Newark, NJ 07102

2014-15 GAMES VS. NEW JERSEY

At Edmonton – November 21
At New Jersey – February 9

CLUB DIRECTORY

Owner/Chairman/Governor.....	Joshua Harris
Owner/Vice Chairman/Alternate Governor.....	David Blitzer
President/General Manager/Alternate Governor.....	Lou Lamoriello
CEO, NJ Devils & Prudential Center/Alt. Governor.....	Scott O'Neil
President of Business Operations.....	Hugh Weber
Exec. Vice President, Hockey Ops/Director, Scouting.....	David Conte
Sr. Vice President, Hockey Ops/Senior Vice President, Communications.....	Mike Levine
Vice President, Hockey Operations.....	Stephen Pellegrini
Head Coach.....	Peter DeBoer
Assistant Coaches.....	Dave Barr, Scott Stevens, Mike Foligno
Goaltending Coach.....	Chris Terreri
Hockey Operations Video Coordinator.....	Taran Singleton
Director, Communications.....	Pete Albiez
Assistant Director, Communications.....	Daniel Beam
Television Outlet.....	MSG Plus
Television Play-by-Play / Color.....	Steve Cangialosi / Ken Daneyko
Radio Outlet.....	SportsRadio 66 AM & 101.9 FM WFAN
Radio Play-by-Play/ Color.....	Matt Loughlin / Sherry Ross
Arena (Capacity).....	Prudential Center (16,592)
Public Relations Phone.....	(973) 757-6100
Website.....	www.newjerseydevils.com

EDMONTON OILERS VS. NEW JERSEY DEVILS

YEARLY RECORD 1979-80 TO 2013-14

SEASON	GP	W	L	T	OTL	GF	GA	PTS	PCT.	AT EDMONTON			AT NEW JERSEY		
										W-L-T-OTL	GF	GA	W-L-T-OTL	GF	GA
1979-80*	4	2	2	0	-	15	13	4	.500	2-0-0-0	10	5	0-2-0-0	5	8
1980-81*	4	0	3	1	-	10	14	1	.125	0-1-1-0	6	7	0-2-0-0	4	7
1981-82*	8	5	2	1	-	41	32	11	.688	3-1-0-0	23	16	2-1-1-0	18	16
1982-83	3	3	0	0	-	19	8	6	1.000	1-0-0-0	10	4	2-0-0-0	9	4
1983-84	3	2	0	1	-	21	11	5	.833	1-0-1-0	16	7	1-0-0-0	5	4
1984-85	3	2	1	0	-	9	9	4	.667	1-0-0-0	4	2	1-1-0-0	5	7
1985-86	3	3	0	0	-	16	12	6	1.000	2-0-0-0	10	8	1-0-0-0	6	4
1986-87	3	2	1	0	-	16	14	4	.667	1-0-0-0	7	4	1-1-0-0	9	10
1987-88	3	1	2	0	-	20	19	2	.333	1-1-0-0	15	13	0-1-0-0	5	6
1988-89	3	1	2	0	-	5	7	2	.333	0-1-0-0	2	4	1-1-0-0	3	3
1989-90	2	0	1	2	-	9	12	2	.333	0-1-1-0	7	10	0-0-1-0	2	2
1990-91	3	2	1	0	-	11	9	4	.667	0-1-0-0	2	5	2-0-0-0	9	4
1991-92	3	1	1	1	-	8	8	3	.500	0-1-1-0	3	5	1-0-0-0	5	3
1992-93	2	1	1	0	-	7	9	2	.500	1-0-0-0	6	4	0-1-0-0	1	5
1993-94	2	0	1	1	-	5	8	1	.250	0-0-1-0	3	3	0-1-0-0	2	5
1994-95	DID NOT PLAY														
1995-96	2	2	0	0	-	5	2	4	1.000	1-0-0-0	2	1	1-0-0-0	3	1
1996-97	2	0	2	0	-	3	9	0	.000	0-1-0-0	2	3	0-1-0-0	1	6
1997-98	2	0	1	1	-	3	5	1	.250	0-0-1-0	1	1	0-1-0-0	2	4
1998-99	2	1	1	0	-	5	6	2	.500	0-1-0-0	1	4	1-0-0-0	4	2
1999-00	1	1	0	0	0	3	1	2	1.000	0-0-0-0	0	0	1-0-0-0	3	1
2000-01	1	0	0	0	1	5	6	1	.500	0-0-0-1	5	6	0-0-0-0	0	0
2001-02	2	0	1	1	0	4	5	1	.250	0-1-0-0	1	2	0-0-1-0	3	3
2002-03	1	1	0	0	0	6	3	2	1.000	0-0-0-0	0	0	1-0-0-0	6	3
2003-04	1	0	0	0	1	2	3	1	.500	0-0-0-0	0	0	0-0-0-1	2	3



EDMONTON OILERS VS. NEW JERSEY DEVILS

YEARLY RECORD 1979-80 TO 2013-14

SEASON	GP	W	L	T	OTL	GF	GA	PTS	PCT.	AT EDMONTON			AT NEW JERSEY		
										W-L-T-OTL	GF	GA	W-L-T-OTL	GF	GA
2004-05										DID NOT PLAY					
2005-06	1	0	0	0	1	1	2	1	.500	0-0-0-0	0	0	0-0-0-1	1	2
2006-07										DID NOT PLAY					
2007-08	1	0	1	0	0	1	3	0	.000	0-1-0-0	1	3	0-0-0-0	0	0
2008-09	1	1	0	0	0	2	1	2	1.000	0-0-0-0	0	0	1-0-0-0	2	1
2009-10	1	1	0	0	0	2	0	2	1.000	1-0-0-0	2	0	0-0-0-0	0	0
2010-11	1	0	1	0	1	3	4	1	.500	0-0-0-0	0	0	0-0-0-1	3	4
2011-12	1	0	0	0	1	1	2	1	.500	0-0-0-1	1	2	0-0-0-0	-	-
2012-13										DID NOT PLAY					
2013-14	2	1	0	0	1	6	6	3	.750	1-0-0-0	5	4	0-0-0-1	1	2
TOTALS	72	33	25	9	6	264	243	81	.563	16-11-6-2	145	123	17-13-3-4	119	120
NJ DEVILS	56	26	18	7	6	198	184	65	.580	11-9-5-2	106	95	15-8-2-4	92	89
COLORADO	16	7	7	2	0	66	59	16	.500	5-2-1-0	39	28	2-5-1-0	27	31

* Franchise in Denver from 1979-80 to 1981-82. Moved to New Jersey for 1982-83 season.

EDMONTON OILERS VS. NEW JERSEY DEVILS

2013-14 RESULTS & STATISTICS

AT EDMONTON

07 Oct '13 NJD 4 @ EDM 5 (SO)

WINNING GOAL

Jordan Eberle

AT NEW JERSEY

07 Feb '14 EDM 1 @ NJD 2 (OT)

WINNING GOAL

Jon Merrill

OILERS	GP	G	A	P	+/-	PIM	PP	SH	DEVILS	GP	G	A	P	+/-	PIM	PP	SH
Taylor Hall	2	2	0	2	0	0	0	0	Damien Brunner	2	1	1	2	-1	0	1	0
Ryan Nugent-Hopkins	2	1	1	2	-1	0	1	0	Jaromir Jagr	2	1	1	2	3	0	0	0
David Perron	2	1	1	2	-1	2	0	0	Michael Ryder	2	1	1	2	1	0	0	0
Andrew Ference	2	1	0	1	-2	0	0	0	Adam Henrique	2	0	2	2	0	2	0	0
Jordan Eberle	2	0	1	1	0	2	0	0	Marek Zidlicky	2	0	2	2	2	0	0	0
Boyd Gordon	2	0	1	1	0	0	0	0	Patrik Elias	2	1	0	1	1	0	0	1
Ales Hemsky	2	0	1	1	0	2	0	0	Andrei Loktionov	2	1	0	1	0	0	0	0
Justin Schultz	2	0	1	1	2	0	0	0	Jon Merrill	1	1	0	1	1	0	0	0
Nail Yakupov	2	0	1	1	1	0	0	0	Bryce Salvador	2	0	1	1	0	7	0	0
Mark Arcobello	1	0	1	1	2	0	0	0	Travis Zajac	2	0	1	1	-1	0	0	0
Luke Gazdic	2	0	0	0	-1	0	0	0	Steve Bernier	2	0	0	0	-1	0	0	0
Jeff Petry	2	0	0	0	-3	0	0	0	Ryan Carter	2	0	0	0	-1	0	0	0
Nick Schultz	2	0	0	0	2	0	0	0	Ryane Clowe	2	0	0	0	-1	0	0	0
Will Acton	1	0	0	0	0	2	0	0	Stephen Gionta	2	0	0	0	0	0	0	0
Anton Belov	1	0	0	0	0	0	0	0	Andy Greene	2	0	0	0	0	4	0	0
Mike Brown	1	0	0	0	0	5	0	0	Peter Harrold	2	0	0	0	-1	0	0	0
Mark Fraser	1	0	0	0	-1	2	0	0	Dainius Zubrus	2	0	0	0	2	4	0	0
Sam Gagner	1	0	0	0	0	0	0	0	Mark Fayne	1	0	0	0	0	0	0	0
Ryan Hamilton	1	0	0	0	0	0	0	0	Adam Larsson	1	0	0	0	0	0	0	0
Matt Hendricks	1	0	0	0	0	0	0	0	Anton Volchenkov	1	0	0	0	0	0	0	0
Jesse Joensuu	1	0	0	0	-1	0	0	0									
Martin Marincin	1	0	0	0	-1	0	0	0									
Ladislav Smid	1	0	0	0	1	0	0	0									
Ryan Smyth	1	0	0	0	-1	0	0	0									

OILERS GOALTENDERS	GP	MIN	W-L-OT	GA	SA	SV	GAA	SV%
Jason LaBarbera	1	65	1-0-0	4	25	21	3.69	.840
Ilya Bryzgalov	1	63	0-0-1	2	24	22	1.92	.917

DEVILS GOALTENDERS	GP	MIN	W-L-OT	GA	SA	SV	GAA	SV%
Cory Schneider	1	63	1-0-0	1	20	19	0.96	.950
Martin Brodeur	1	65	0-0-1	4	27	23	3.70	.852

GOALS BY PERIOD	1	2	3	OT	TOTAL	SHOTS BY PERIOD	1	2	3	OT	TOTAL
Oilers	1	0	4	0	5	Oilers	13	9	22	3	47
Devils	3	1	1	1	6	Devils	15	16	14	4	49

POWERPLAY	PPG	ATT	PCT.	PENALTY KILLING	PK	TSH	PCT.
Oilers	1	7	14.3	Oilers	5	6	83.3
Devils	1	6	16.7	Devils	6	7	85.7



NEW YORK ISLANDERS

Nassau Veterans' Memorial Coliseum
 Executive Office: 1255 Hempstead Turnpike
 Uniondale, NY 11553

2014-15 GAMES VS.

NY ISLANDERS

At Edmonton – January 4
 At NY Islanders – February 10

CLUB DIRECTORY

Owner and Governor.....	Charles B. Wang
G.M., Alternate Governor & President	Garth Snow
Alternate Governors.....	Art McCarthy, Roy Reichbach
Sr. Vice President & Alternate Governor.....	Michael Picker
Assistant G.M. & Assistant Coach.....	Doug Weight
Director of Pro Scouting.....	Ken Morrow
Assistant to the General Manager.....	Kerry Gwydir
Head Coach.....	Jack Capuano
Assistant Coaches.....	Greg Cronin, Bob Corkum, Matt Bertani
Goalie Coach.....	Mike Dunham
Head Amateur Scout / Player Development.....	Trent Klatt
Director of Player Development.....	Eric Cairns
Director of Communications.....	Kimber Auerbach
Islanders TV Director.....	Susie Schopp
Communications Manager.....	Jesse Eisenberg
Communications Coordinator.....	Greg Picker
Radio Producer and Broadcaster.....	Chris King
Islanders TV Producer.....	Alex Leifer
Arena (Capacity).....	Nassau Veteran's Memorial Coliseum(16,170)
Public Relations Phone.....	(516) 501-6700
Website.....	www.newyorkislanders.com

EDMONTON OILERS VS. NEW YORK ISLANDERS

YEARLY RECORD 1979-80 TO 2013-14

SEASON	GP	W	L	T	OTL	GF	GA	PTS	PCT.	AT EDMONTON		AT NY ISLANDERS	
										W-L-T-OTL	GF GA	W-L-T-OTL	GF GA
1979-80	4	2	1	1	–	19	17	5	.675	2-0-0-0	12 8	0-1-1-0	7 9
1980-81	4	0	2	2	–	15	21	2	.250	0-2-0-0	2 8	0-0-2-0	13 13
1981-82	3	1	1	1	–	12	12	3	.500	1-0-0-0	4 3	0-1-1-0	8 9
1982-83	3	0	3	0	–	8	14	0	.000	0-2-0-0	6 10	0-1-0-0	2 4
1983-84	3	0	3	0	–	10	17	0	.000	0-1-0-0	2 4	0-2-0-0	8 13
1984-85	3	2	0	1	–	16	12	5	.833	1-0-1-0	9 7	1-0-0-0	7 5
1985-86	3	1	0	2	–	14	12	4	.667	1-0-0-0	6 4	0-0-2-0	8 8
1986-87	3	2	0	1	–	13	6	5	.833	1-0-1-0	10 4	1-0-0-0	3 2
1987-88	3	1	2	0	–	11	9	2	.333	1-0-0-0	5 1	0-2-0-0	6 8
1988-89	3	2	1	0	–	11	8	4	.667	2-0-0-0	8 3	0-1-0-0	3 5
1989-90	2	1	0	2	–	15	10	4	.667	0-0-1-0	5 5	1-0-1-0	10 5
1990-91	3	3	0	0	–	11	3	6	1.000	2-0-0-0	5 2	1-0-0-0	6 1
1991-92	3	3	0	0	–	13	7	6	1.000	2-0-0-0	9 5	1-0-0-0	4 2
1992-93	3	0	2	1	–	8	16	1	.167	0-0-1-0	5 5	0-2-0-0	3 11
1993-94	2	1	0	1	–	9	5	3	.750	1-0-0-0	5 1	0-0-1-0	4 4
1994-95										DID NOT PLAY			
1995-96	2	1	1	0	–	4	3	2	.500	1-0-0-0	4 1	0-1-0-0	0 2
1996-97	2	1	1	0	–	2	8	2	.500	0-1-0-0	1 0	0-1-0-0	1 8
1997-98	2	0	1	1	–	5	7	1	.250	0-1-0-0	1 3	0-0-1-0	4 4
1998-99	1	1	0	0	–	4	2	2	1.000	0-0-0-0	0 0	1-0-0-0	4 2
1999-00	2	1	0	1	0	8	6	3	.750	0-0-1-0	4 4	1-0-0-0	4 2
2000-01	1	0	1	0	0	2	4	0	.000	0-1-0-0	2 4	0-0-0-0	0 0
2001-02	1	0	1	0	0	1	4	0	.000	0-0-0-0	0 0	0-1-0-0	1 4
2002-03	2	0	2	0	0	4	9	0	.000	0-1-0-0	2 5	0-1-0-0	2 4
2003-04	1	0	1	0	0	2	3	0	.000	0-0-0-0	0 0	0-1-0-0	2 3
2004-05										DID NOT PLAY			



EDMONTON OILERS VS. NEW YORK ISLANDERS

YEARLY RECORD 1979-80 TO 2013-14

SEASON	GP	W	L	T	OTL	GF	GA	PTS	PCT.	AT EDMONTON		AT NY ISLANDERS			
										W-L-T-OTL	GF	GA	W-L-T-OTL	GF	GA
2005-06	1	0	0	0	1	2	3	1	.500	0-0-0-0	0	0	0-0-0-1	2	3
2006-07	DID NOT PLAY														
2007-08	1	1	0	0	0	4	0	2	1.000	1-0-0-0	4	0	0-0-0-0	0	0
2008-09	1	1	0	0	0	3	2	2	1.000	1-0-0-0	3	2	0-0-0-0	0	0
2009-10	1	0	1	0	0	1	3	0	.000	0-0-0-0	0	0	0-1-0-0	1	3
2010-11	1	1	0	0	0	2	1	2	1.000	1-0-0-0	2	1	0-0-0-0	0	0
2011-12	1	0	1	0	0	1	4	0	.000	0-0-0-0	0	0	0-1-0-0	1	4
2012-13	DID NOT PLAY														
2013-14	2	1	1	0	0	5	5	2	.500	1-0-0-0	3	2	0-1-0-0	2	3
TOTALS	68	27	26	14	1	235	233	69	.508	20-8-5-0	119	92	7-18-9-1	116	141

EDMONTON OILERS VS. NEW YORK ISLANDERS

2013-14 RESULTS & STATISTICS

AT EDMONTON	WINNING GOAL	AT NEW YORK ISLANDERS	WINNING GOAL
06 Mar '14 NYI 2 @ EDM 3 (OT)	Taylor Hall	17 Oct '13 EDM 2 @ NYI 3	John Tavares

OILERS	GP	G	A	P	+/-	PIM	PP	SH	NY ISLANDERS	GP	G	A	P	+/-	PIM	PP	SH
Taylor Hall	2	3	0	3	1	2	0	0	Kyle Okposo	2	1	1	2	-1	2	1	0
Ryan Smyth	2	1	1	2	-2	0	1	0	John Tavares	1	1	1	2	0	0	0	0
Jordan Eberle	2	0	2	2	0	0	0	0	Josh Bailey	2	1	0	1	0	0	0	0
Mark Arcobello	1	0	2	2	1	0	0	0	Frans Nielsen	2	1	0	1	1	0	0	1
Sam Gagner	1	0	2	2	0	0	0	0	Anders Lee	1	1	0	1	0	0	0	0
Philip Larsen	1	1	0	1	2	0	0	0	Cal Clutterbuck	2	0	1	1	2	0	0	0
David Perron	2	0	1	1	1	4	0	0	Michael Grabner	2	0	1	1	0	0	0	0
Justin Schultz	2	0	1	1	-3	4	0	0	Travis Hamonic	2	0	1	1	-1	4	0	0
Andrew Ference	2	0	0	0	1	0	0	0	Thomas Hickey	2	0	1	1	0	2	0	0
Luke Gazdic	2	0	0	0	-1	2	0	0	Colin McDonald	2	0	1	1	0	0	0	0
Boyd Gordon	2	0	0	0	0	0	0	0	Brian Strait	2	0	1	1	2	0	0	0
Ryan Jones	2	0	0	0	-1	0	0	0	Pierre-Marc Bouchard	1	0	1	1	0	0	0	0
Ryan Nugent-Hopkins	2	0	0	0	0	0	0	0	Matt Moulson	1	0	1	1	0	2	0	0
Jeff Petry	2	0	0	0	1	2	0	0	Casey Cizikas	2	0	0	0	0	0	0	0
Nail Yakupov	2	0	0	0	0	0	0	0	Matt Donovan	2	0	0	0	1	0	0	0
Will Acton	1	0	0	0	0	0	0	0	Matt Martin	2	0	0	0	0	5	0	0
Anton Belov	1	0	0	0	-1	0	0	0	Lubomir Visnovsky	2	0	0	0	-1	2	0	0
Mark Fraser	1	0	0	0	0	5	0	0	Calvin de Haan	1	0	0	0	-1	0	0	0
Ales Hemsky	1	0	0	0	-1	2	0	0	Mike Halmo	1	0	0	0	0	0	0	0
Matt Hendricks	1	0	0	0	0	0	0	0	Andrew MacDonald	1	0	0	0	-1	0	0	0
Jesse Joensuu	1	0	0	0	0	0	0	0	Brock Nelson	1	0	0	0	1	2	0	0
Martin Marincin	1	0	0	0	0	0	0	0	Peter Regin	1	0	0	0	0	0	0	0
Nick Schultz	1	0	0	0	0	2	0	0	Ryan Strome	1	0	0	0	-1	0	0	0
Ladislav Smid	1	0	0	0	1	0	0	0									

OILERS GOALTENDERS	GP	MIN	W-L-OT	GA	SA	SV	GAA	SV%
Ben Scrivens	1	62	1-0-0	2	34	32	1.94	.941
Devan Dubnyk	1	59	0-1-0	3	40	37	3.07	.925
ISLANDERS GOALTENDER	GP	MIN	W-L-OT	GA	SA	SV	GAA	SV%
Evgeni Nabokov	2	122	1-0-1	5	58	53	2.45	.914

GOALS BY PERIOD	1	2	3	OT	TOTAL	SHOTS BY PERIOD	1	2	3	OT	TOTAL
Oilers	2	0	2	1	5	Oilers	11	24	19	4	58
Islanders	3	2	0	0	5	Islanders	29	19	24	2	74
POWERPLAY	PPG	ATT	PCT.	PENALTY KILLING	PK	TSH	PCT.				
Oilers	1	7	14.3	Oilers	8	9	88.9				
Islanders	1	9	11.1	Islanders	6	7	85.7				



NEW YORK RANGERS

Madison Square Garden
Two Pennsylvania Plaza, 14th Floor
New York, NY 10121

**2014-15 GAMES VS.
NY RANGERS**

At Edmonton – December 14
At NY Rangers – November 9

CLUB DIRECTORY

Exec. Chairman, The Madison Square Garden Company.....	James L. Dolan
President & CEO, The Madison Square Garden Company.....	Tad Smith
Vice Chairman, The Madison Square Garden Company.....	Hank Ratner
President & General Manager.....	Glen Sather
Asst. G.M., Player Personnel & G.M., Hartford Wolf Pack.....	Jim Schoenfeld
Assistant General Manager.....	Jeff Gorton
Head Coach.....	Alain Vigneault
Associate Coach.....	Scott Arniel
Assistant Coaches.....	Ulf Samuelsson, Darryl Williams
Assistant Coach & Goaltending Coach.....	Benoit Allaire
Video Coach.....	Jerry Dineen
Director, Player Personnel.....	Gordie Clark
Director of Professional Scouting.....	Kevin Maxwell
Senior Advisor to the President & General Manager.....	Mike Barnett
Television / Radio Network.....	MSG Network / MSG Radio
Arena (Capacity).....	Madison Square Garden (18,006)
Public Relations Phone.....	(212) 465-6486
Website.....	www.newyorkrangers.com

EDMONTON OILERS VS. NEW YORK RANGERS

YEARLY RECORD 1979-80 TO 2013-14

SEASON						AT EDMONTON				AT NY RANGERS					
	GP	W	L	T	OTL	GF	GA	PTS	PCT.	W-L-T-OTL	GF	GA	W-L-T-OTL	GF	GA
1979-80	4	1	3	0	—	9	22	2	.250	1-1-0-0	6	8	0-2-0-0	3	14
1980-81	4	1	2	1	—	14	19	3	.375	0-2-0-0	5	12	1-0-1-0	9	7
1981-82	3	3	0	0	—	18	10	6	1.000	1-0-0-0	8	3	2-0-0-0	10	6
1982-83	3	3	0	0	—	15	4	6	1.000	2-0-0-0	8	2	1-0-0-0	7	2
1983-84	3	2	1	0	—	16	11	4	.667	0-1-0-0	2	3	2-0-0-0	14	8
1984-85	3	1	1	1	—	15	12	3	.500	1-0-1-0	8	4	0-1-0-0	7	8
1985-86	3	1	2	0	—	9	11	2	.333	0-1-0-0	4	5	1-1-0-0	5	6
1986-87	3	3	0	0	—	20	14	6	1.000	2-0-0-0	12	8	1-0-0-0	8	6
1987-88	3	2	1	0	—	15	14	4	.667	1-0-0-0	7	2	1-1-0-0	8	12
1988-89	3	2	1	0	—	15	10	4	.667	1-1-0-0	12	9	1-0-0-0	3	1
1989-90	3	0	2	1	—	8	12	1	.167	0-1-0-0	3	4	0-1-1-0	5	8
1990-91	3	1	1	1	—	9	9	3	.500	1-1-0-0	7	7	0-0-1-0	2	2
1991-92	2	1	1	0	—	5	6	2	.500	0-1-0-0	1	3	1-0-0-0	4	3
1992-93	2	1	1	0	—	4	4	2	.500	0-1-0-0	0	1	1-0-0-0	4	3
1993-94	2	0	1	1	—	4	6	1	.250	0-1-0-0	3	5	0-0-1-0	1	1
1994-95	DID NOT PLAY														
1995-96	2	1	1	0	—	7	9	2	.500	0-1-0-0	3	8	1-0-0-0	4	1
1996-97	2	1	0	1	—	7	6	3	.750	1-0-0-0	3	2	0-0-1-0	4	4
1997-98	2	0	0	2	—	5	5	2	.500	0-0-1-0	3	3	0-0-1-0	2	2
1998-99	2	0	2	0	—	3	5	0	.000	0-1-0-0	1	2	0-1-0-0	2	3
1999-00	2	0	0	1	1	2	3	2	.500	0-0-1-0	1	1	0-0-0-1	1	2
2000-01	1	0	1	0	0	3	4	0	.000	0-0-0-0	0	0	0-1-0-0	3	4
2001-02	1	1	0	0	0	4	1	2	1.000	1-0-0-0	4	1	0-0-0-0	0	0
2002-03	1	0	1	0	0	2	5	0	.000	0-0-0-0	0	0	0-1-0-0	2	5
2003-04	1	1	0	0	0	5	4	2	1.000	0-0-0-0	0	0	1-0-0-0	5	4
2004-05	DID NOT PLAY														
2005-06	1	0	0	0	1	4	5	1	.500	0-0-0-0	0	0	0-0-0-1	4	5
2006-07	DID NOT PLAY														
2007-08	1	1	0	0	0	3	2	2	1.000	1-0-0-0	3	2	0-0-0-0	0	0
2008-09	1	1	0	0	0	2	2	2	1.000	0-0-0-0	0	0	1-0-0-0	2	2
2009-10	1	0	1	0	0	2	4	0	.000	0-1-0-0	2	4	0-0-0-0	0	0
2010-11	1	0	1	0	0	2	8	0	.000	0-0-0-0	0	0	0-1-0-0	2	8
2011-12	1	1	0	0	0	2	0	2	1.000	1-0-0-0	2	0	0-0-0-0	0	0
2012-13	DID NOT PLAY														
2013-14	2	1	1	0	0	2	6	2	.500	0-1-0-0	0	5	1-0-0-0	2	1
TOTALS	66	30	25	9	2	231	233	71	.539	14-15-3-0	108	105	16-10-6-2	123	128



EDMONTON OILERS VS. NEW YORK RANGERS

2013-14 RESULTS & STATISTICS

AT EDMONTON		WINNING GOAL							AT NEW YORK RANGERS		WINNING GOAL						
30 Mar '14 NYR 5 @ EDM 0		Mats Zuccarello							06 Feb '14 EDM 2 @ NYR 1		Nail Yakupov						
OILERS	GP	G	A	P	+/-	PIM	PP	SH	NY RANGERS	GP	G	A	P	+/-	PIM	PP	SH
Ryan Smyth	2	1	0	1	0	2	0	0	Mats Zuccarello	2	2	2	4	3	0	0	1
Nail Yakupov	1	1	0	1	1	0	0	0	Derek Stepan	2	0	3	3	3	0	0	0
Sam Gagner	2	0	1	1	-3	2	0	0	Derick Brassard	2	2	0	2	2	0	1	0
Taylor Hall	2	0	1	1	-1	0	0	0	Rick Nash	2	2	0	2	2	0	0	1
David Perron	2	0	1	1	-3	4	0	0	Benoit Pouliot	2	0	2	2	2	0	0	0
Jordan Eberle	2	0	0	0	-2	0	0	0	Marc Staal	2	0	1	1	2	0	0	0
Mark Fraser	2	0	0	0	-3	0	0	0	Anton Stralman	2	0	1	1	1	2	0	0
Luke Gazdic	2	0	0	0	0	2	0	0	Raphael Diaz	1	0	1	1	1	4	0	0
Boyd Gordon	2	0	0	0	0	4	0	0	Brian Boyle	2	0	0	0	-1	0	0	0
Matt Hendricks	2	0	0	0	-1	0	0	0	Daniel Carcillo	2	0	0	0	0	4	0	0
Martin Marincin	2	0	0	0	2	0	0	0	Dan Girardi	2	0	0	0	1	0	0	0
Ryan Nugent-Hopkins	2	0	0	0	-1	0	0	0	Carl Hagelin	2	0	0	0	0	0	0	0
Jeff Petry	2	0	0	0	1	0	0	0	Kevin Klein	2	0	0	0	1	0	0	0
Justin Schultz	2	0	0	0	-1	0	0	0	Ryan McDonagh	2	0	0	0	1	0	0	0
Anton Belov	1	0	0	0	-1	0	0	0	Dominic Moore	2	0	0	0	-1	0	0	0
Andrew Ference	1	0	0	0	-1	0	0	0	Brad Richards	2	0	0	0	-1	0	0	0
Ales Hemsky	1	0	0	0	0	0	0	0	Ryan Callahan	1	0	0	0	-1	0	0	0
Ryan Jones	1	0	0	0	1	0	0	0	Derek Dorsett	1	0	0	0	0	0	0	0
Oscar Klefbom	1	0	0	0	0	0	0	0	Chris Kreider	1	0	0	0	-1	0	0	0
Anton Lander	1	0	0	0	-2	0	0	0	John Moore	1	0	0	0	-1	0	0	0
Philip Larsen	1	0	0	0	-2	0	0	0	Martin St. Louis	1	0	0	0	0	0	0	0
Tyler Pitlick	1	0	0	0	0	0	0	0									
Nick Schultz	1	0	0	0	1	0	0	0									

OILERS GOALTENDER	GP	MIN	W-L-OT	GA	SA	SV	GAA	SV%
Ben Scrivens	2	120	1-1-0	6	68	62	3.00	.912
RANGERS GOALTENDER	GP	MIN	W-L-OT	GA	SA	SV	GAA	SV%
Cam Talbot	2	118	1-1-0	2	57	55	1.01	.965

GOALS BY PERIOD	1	2	3	OT	TOTAL	SHOTS BY PERIOD	1	2	3	OT	TOTAL
Oilers	1	0	1	0	2	Oilers	11	26	20	0	57
Rangers	1	4	1	0	6	Rangers	19	26	23	0	68
POWERPLAY	PPG	ATT	PCT.	PENALTY KILLING	PK	TSH	PCT.				
Oilers	0	5	0.0	Oilers	5	6	83.3				
Rangers	1	6	16.7	Rangers	5	5	100.0				



OTTAWA SENATORS
 Canadian Tire Centre
 1000 Palladium Drive
 Ottawa, ON K2V 1A5

2014-15 GAMES VS. OTTAWA
 At Edmonton – November 13
 At Ottawa – February 14

CLUB DIRECTORY

President and Alternate Governor.....	Cyril Leeder
Exec. V.P., CFO and Alternate Governor.....	Erin Crowe
Exec. V.P., G.M., President of Hockey Ops. and Alt. Gov.	Bryan Murray
Assistant General Manager	Pierre Dorion
Assistant General Manager	Randy Lee
Manager, Team Services.....	Jordan Silmsler
Head Coach.....	Paul MacLean
Assistant Coaches.....	Dave Cameron, Mark Reeds, Jason Smith
Goaltending Coach.....	Rick Wamsley
Video Coach	Tim Pattyson
Chief Amateur Scout	Bob Lowes
Chief Professional Scout	Jim Clark
Senior Director, Communications	Brian Morris
Manager, Communications.....	Chris Moore
Coordinator, Communications	Amanda Nigh
Radio.....	TSN 1200 (English), 94.5 FM (French)
Television	TSN and RDS
Arena (Capacity)	Canadian Tire Centre (19,153)
Media Relations Phone.....	(613) 599-0250
Website	www.ottawasenators.com

EDMONTON OILERS VS. OTTAWA SENATORS

YEARLY RECORD 1992-93 TO 2013-14

SEASON	GP	W	L	T	OTL	GF	GA	PTS	PCT.	AT EDMONTON			AT OTTAWA		
										W-L-T-OTL	GF	GA	W-L-T-OTL	GF	GA
1992-93	2	1	1	0	–	7	5	2	.500	1-0-0-0	5	2	0-1-0-0	2	3
1993-94	2	0	2	0	–	8	11	0	.000	0-1-0-0	5	7	0-1-0-0	3	4
1994-95	DID NOT PLAY														
1995-96	2	2	0	0	–	6	3	4	1.000	1-0-0-0	3	1	1-0-0-0	3	2
1996-97	2	2	0	0	–	9	2	4	1.000	1-0-0-0	5	2	1-0-0-0	4	0
1997-98	2	2	0	0	–	6	2	4	1.000	1-0-0-0	5	2	1-0-0-0	1	0
1998-99	2	0	0	2	–	3	3	2	.500	0-0-1-0	2	2	0-0-1-0	1	1
1999-00	2	1	0	1	0	7	5	3	.750	1-0-1-0	7	5	0-0-0-0	0	0
2000-01	2	2	0	0	0	9	4	4	1.000	1-0-0-0	4	1	1-0-0-0	5	3
2001-02	1	1	0	0	0	4	1	2	1.000	0-0-0-0	0	0	1-0-0-0	4	1
2002-03	2	0	2	0	0	0	4	0	.000	0-1-0-0	0	2	0-1-0-0	0	2
2003-04	2	1	0	1	0	6	4	3	.750	1-0-0-0	3	1	0-0-1-0	3	3
2004-05	DID NOT PLAY														
2005-06	1	0	1	0	0	3	5	0	.000	0-1-0-0	3	5	0-0-0-0	0	0
2006-07	1	0	0	0	1	3	4	1	.500	0-0-0-0	0	0	0-0-0-1	3	4
2007-08	DID NOT PLAY														
2008-09	2	0	2	0	0	4	7	0	.000	0-1-0-0	2	3	0-1-0-0	2	4
2009-10	2	0	1	0	1	4	8	1	.250	0-1-0-0	1	4	0-0-0-1	3	4
2010-11	2	1	0	0	0	7	6	2	.500	0-1-0-0	3	5	1-0-0-0	4	1
2011-12	2	1	1	0	0	6	8	2	.500	0-1-0-0	2	5	1-0-0-0	4	3
2012-13	DID NOT PLAY														
2013-14	2	2	0	0	0	6	3	4	1.000	1-0-0-0	3	2	1-0-0-0	3	1
TOTALS	33	16	10	4	2	98	85	38	.548	8-7-2-0	53	49	8-4-2-2	45	36



EDMONTON OILERS VS. OTTAWA SENATORS

2013-14 RESULTS & STATISTICS

AT EDMONTON 04 Mar '14 OTT 2 @ EDM 3 WINNING GOAL Jordan Eberle AT OTTAWA 19 Oct '13 EDM 3 @ OTT 1 WINNING GOAL Ryan Nugent-Hopkins

OILERS	GP	G	A	P	+/-	PIM	PP	SH	SENATORS	GP	G	A	P	+/-	PIM	PP	SH
Jordan Eberle	2	2	1	3	4	0	0	0	Erik Karlsson	2	1	0	1	-1	2	0	0
Ryan Nugent-Hopkins	2	2	1	3	3	2	0	0	Chris Neil	2	1	0	1	0	0	0	0
Ales Hemsky	2	2	0	2	-1	0	1	0	Jason Spezza	2	1	0	1	-2	2	0	0
Taylor Hall	2	0	2	2	1	2	0	0	Clarke MacArthur	2	0	1	1	0	2	0	0
Nail Yakupov	2	0	2	2	2	2	0	0	Marc Methot	2	0	1	1	-2	0	0	0
Andrew Ference	2	0	1	1	2	0	0	0	Milan Michalek	2	0	1	1	-2	2	0	0
Boyd Gordon	2	0	1	1	0	0	0	0	Patrick Wiercioch	2	0	1	1	-2	0	0	0
Sam Gagner	1	0	1	1	0	0	0	0	Cory Conacher	2	0	0	0	-1	2	0	0
Luke Gazdic	2	0	0	0	0	0	0	0	Erik Condra	2	0	0	0	-2	0	0	0
David Perron	2	0	0	0	-2	0	0	0	Colin Greening	2	0	0	0	-1	2	0	0
Jeff Petry	2	0	0	0	2	0	0	0	Eric Gryba	2	0	0	0	0	4	0	0
Justin Schultz	2	0	0	0	-2	0	0	0	Chris Phillips	2	0	0	0	0	0	0	0
Ryan Smyth	2	0	0	0	1	4	0	0	Bobby Ryan	2	0	0	0	-1	0	0	0
Will Acton	1	0	0	0	0	0	0	0	Zack Smith	2	0	0	0	1	0	0	0
Mark Arcobello	1	0	0	0	-1	0	0	0	Kyle Turris	2	0	0	0	-1	0	0	0
Anton Belov	1	0	0	0	0	0	0	0	Cody Ceci	1	0	0	0	0	2	0	0
Mike Brown	1	0	0	0	0	0	0	0	Jared Cowen	1	0	0	0	1	2	0	0
Mark Fraser	1	0	0	0	0	0	0	0	Derek Grant	1	0	0	0	0	0	0	0
Denis Grebeshkov	1	0	0	0	2	2	0	0	Mike Hoffman	1	0	0	0	1	0	0	0
Matt Hendricks	1	0	0	0	-1	2	0	0	Matt Kassian	1	0	0	0	0	0	0	0
Jesse Joensuu	1	0	0	0	0	0	0	0	Mika Zibanejad	1	0	0	0	1	0	0	0
Martin Marincin	1	0	0	0	1	0	0	0									
Nick Schultz	1	0	0	0	0	0	0	0									
Ladislav Smid	1	0	0	0	-1	4	0	0									

OILERS GOALTENDERS	GP	MIN	W-L-OT	GA	SA	SV	GAA	SV%
Devan Dubnyk	1	60	1-0-0	1	36	35	1.00	.972
Ben Scrivens	1	60	1-0-0	2	36	34	2.00	.944
SENATORS GOALTENDER	GP	MIN	W-L-OT	GA	SA	SV	GAA	SV%
Craig Anderson	1	59	0-1-0	3	30	27	3.03	.900
Robin Lehner	1	59	0-1-0	2	20	18	2.02	.900

GOALS BY PERIOD	1	2	3	OT	TOTAL	SHOTS BY PERIOD	1	2	3	OT	TOTAL
Oilers	3	1	2	0	6	Oilers	14	20	17	0	51
Senators	1	0	2	0	3	Senators	26	18	28	0	72
POWERPLAY	PPG	ATT	PCT.	PENALTY KILLING	PK	TSH	PCT.				
Oilers	1	8	12.5	Oilers	7	8	87.5				
Senators	0	7	0.0	Senators	7	7	100.0				



PHILADELPHIA FLYERS

Wells Fargo Center
3601 South Broad Street
Philadelphia, PA 19148-5290

2014-15 GAMES VS. PHILADELPHIA

At Edmonton – March 21
At Philadelphia – November 4

CLUB DIRECTORY

Chairman and Governor	Ed Snider
President and COO, Comcast-Spectacor	Dave Scott
President, Philadelphia Flyers	Paul Holmgren
General Manager	Ron Hextall
Senior Vice President	Bob Clarke
Alternate Governors	Paul Holmgren, Shawn Tilger, Phil Weinberg
COO, Business Operations	Shawn Tilger
Assistant General Manager	Barry Hanrahan
Head Coach	Craig Berube
Assistant Coaches	Gord Murphy, Joe Mullen, Ian Laperriere
Goaltending Coach	Jeff Reese
Video Coach	Adam Patterson
Director of Scouting	Chris Pryor
Senior Director, Communications	Zack Hill
Manager, Public Relations	Joe Siville
Manager, Broadcasting & Media Services	Brian Smith
TV Rightsholders	Comcast SportsNet, The Comcast Network (TCN)
TV Play-by-Play / Color	Jim Jackson / Keith Jones, Bill Clement
Rinkside Analyst	Chris Therien
Radio Rightsholder	97.5 The Fanatic
Radio Play-by-Play / Color	Tim Saunders / Steve Coates
Arena (Capacity)	Wells Fargo Center (19,541)
Public Relations Phone	(215) 465-4500
Website	www.philadelphiaflyers.com

EDMONTON OILERS VS. PHILADELPHIA FLYERS

YEARLY RECORD 1979-80 TO 2013-14

SEASON	GP	W	L	T	OTL	GF	GA	PTS	PCT.	AT EDMONTON			AT PHILADELPHIA		
										W-L-T-OTL	GF	GA	W-L-T-OTL	GF	GA
1979-80	4	0	3	1	-	11	17	1	.125	0-1-1-0	5	7	0-2-0-0	6	10
1980-81	4	2	2	0	-	13	15	4	.500	1-1-0-0	7	4	1-1-0-0	6	11
1981-82	3	2	1	0	-	16	17	4	.667	2-0-0-0	14	9	0-1-0-0	2	8
1982-83	3	1	2	0	-	9	14	2	.333	0-1-0-0	2	4	1-1-0-0	7	10
1983-84	3	0	2	1	-	9	12	1	.167	0-1-1-0	6	8	0-1-0-0	3	4
1984-85	3	0	3	0	-	11	17	0	.000	0-1-0-0	2	5	0-2-0-0	9	12
1985-86	3	2	1	0	-	9	9	4	.667	2-0-0-0	6	4	0-1-0-0	3	5
1986-87	3	1	2	0	-	9	11	2	.333	1-0-0-0	6	4	0-2-0-0	3	7
1987-88	3	2	1	0	-	14	7	4	.667	2-0-0-0	13	4	0-1-0-0	1	3
1988-89	3	1	0	2	-	8	6	4	.667	0-0-1-0	1	1	1-0-1-0	7	5
1989-90	3	2	1	0	-	8	9	4	.667	2-0-0-0	7	4	0-1-0-0	1	5
1990-91	3	3	0	0	-	16	10	6	1.000	1-0-0-0	5	4	2-0-0-0	11	6
1991-92	3	1	2	0	-	10	13	2	.333	1-0-0-0	4	2	0-2-0-0	6	11
1992-93	2	0	1	1	-	2	6	1	.250	0-0-1-0	2	2	0-1-0-0	0	4
1993-94	2	2	0	0	-	5	2	4	1.000	1-0-0-0	3	1	1-0-0-0	2	1
1994-95	DID NOT PLAY														
1995-96	2	1	1	0	-	4	9	2	.500	1-0-0-0	3	2	0-1-0-0	1	7
1996-97	2	0	2	0	-	8	11	0	.000	0-1-0-0	4	6	0-1-0-0	4	5
1997-98	2	0	2	0	-	3	9	0	.000	0-1-0-0	1	3	0-1-0-0	2	6
1998-99	2	0	0	2	-	5	5	2	.500	0-0-1-0	3	3	0-0-1-0	2	2
1999-00	1	1	0	0	0	3	2	2	1.000	0-0-0-0	0	0	1-0-0-0	3	2
2000-01	2	0	2	0	0	2	6	0	.000	0-1-0-0	2	4	0-1-0-0	0	2
2001-02	1	1	0	0	0	3	2	2	1.000	0-0-0-0	0	0	1-0-0-0	3	2



EDMONTON OILERS VS. PHILADELPHIA FLYERS

YEARLY RECORD 1979-80 TO 2013-14

SEASON	GP	W	L	T	OTL	AT EDMONTON				AT PHILADELPHIA					
						GF	GA	PTS	PCT.	W-L-T-OTL	GF	GA	W-L-T-OTL	GF	GA
2002-03	1	0	0	1	0	2	2	1	.500	0-0-1-0	2	2	0-0-0-0	0	0
2003-04	1	1	0	0	0	3	0	2	1.000	0-0-0-0	0	0	1-0-0-0	3	0
2004-05	DID NOT PLAY														
2005-06	1	1	0	0	0	3	2	2	1.000	0-0-0-0	0	0	1-0-0-0	3	2
2006-07	DID NOT PLAY														
2007-08	1	1	0	0	0	5	3	2	1.000	1-0-0-0	5	3	0-0-0-0	0	0
2008-09	1	1	0	0	0	5	4	2	1.000	0-0-0-0	0	0	1-0-0-0	5	4
2009-10	1	1	0	0	0	1	0	2	1.000	1-0-0-0	1	0	0-0-0-0	0	0
2010-11	1	0	1	0	0	1	4	0	.000	0-0-0-0	0	0	0-1-0-0	1	4
2011-12	1	1	0	0	0	2	0	2	1.000	1-0-0-0	2	0	0-0-0-0	0	0
2012-13	DID NOT PLAY														
2013-14	2	0	1	0	1	5	8	1	.250	0-0-0-1	3	4	0-1-0-0	2	4
TOTALS	67	28	30	8	0	125	232	65	.492	17-8-6-1	109	90	11-22-2-0	96	142

EDMONTON OILERS VS. PHILADELPHIA FLYERS

2013-14 RESULTS & STATISTICS

AT EDMONTON	WINNING GOAL	AT PHILADELPHIA	WINNING GOAL
28 Dec '13 PHI 4 @ EDM 3 (SO)	Michael Raffl	09 Nov '13 EDM 2 @ PHI 4	Claude Giroux

OILERS	GP	G	A	P	+/-	PIM	PP	SH	FLYERS	GP	G	A	P	+/-	PIM	PP	SH
Taylor Hall	2	2	1	3	0	0	0	0	Scott Hartnell	2	2	1	3	1	0	1	0
David Perron	2	2	0	2	2	2	2	0	Claude Giroux	2	1	2	3	0	0	0	0
Ryan Nugent-Hopkins	2	1	0	1	1	0	0	0	Jakub Voracek	2	0	3	3	1	0	0	0
Jordan Eberle	2	0	1	1	0	0	0	0	Wayne Simmonds	2	2	0	2	-2	4	2	0
Andrew Ference	2	0	1	1	-1	2	0	0	Mark Streit	2	0	2	2	2	4	0	0
Sam Gagner	2	0	1	1	-1	2	0	0	Vincent Lecavalier	2	1	0	1	0	2	0	0
Ales Hemsky	2	0	1	1	-1	2	0	0	Jay Rosehill	1	1	0	1	1	7	0	0
Philip Larsen	1	0	1	1	1	0	0	0	Braydon Coburn	2	0	1	1	0	0	0	0
Justin Schultz	1	0	1	1	1	0	0	0	Nicklas Grossmann	2	0	1	1	0	2	0	0
Anton Belov	2	0	0	0	0	12	0	0	Matt Read	2	0	1	1	1	0	0	0
Luke Gazdic	2	0	0	0	0	7	0	0	Brayden Schenn	2	0	1	1	0	0	0	0
Boyd Gordon	2	0	0	0	0	0	0	0	Kimmo Timonen	2	0	1	1	-1	2	0	0
Jesse Joensuu	2	0	0	0	-1	0	0	0	Sean Couturier	2	0	0	0	0	0	0	0
Jeff Petry	2	0	0	0	0	4	0	0	Adam Hall	2	0	0	0	1	2	0	0
Nick Schultz	2	0	0	0	-1	0	0	0	Michael Raffl	2	0	0	0	-2	0	0	0
Ryan Smyth	2	0	0	0	0	0	0	0	Zac Rinaldo	2	0	0	0	1	4	0	0
Nail Yakupov	2	0	0	0	0	0	0	0	Luke Schenn	2	0	0	0	0	0	0	0
Mark Arcobello	1	0	0	0	-2	0	0	0	Steve Downie	1	0	0	0	0	0	0	0
Taylor Fedun	1	0	0	0	-3	0	0	0	Erik Gustafsson	1	0	0	0	1	0	0	0
Anton Lander	1	0	0	0	0	0	0	0	Andrej Meszaros	1	0	0	0	0	0	0	0
Martin Marinic	1	0	0	0	1	0	0	0									

OILERS GOALTENDERS	GP	MIN	W-L-OT	GA	SA	SV	GAA	SV%
Ilya Bryzgalov	1	65	0-0-1	3	38	35	2.77	.921
Devan Dubnyk	1	58	0-1-0	4	34	30	4.12	.882
FLYERS GOALTENDER	GP	MIN	W-L-OT	GA	SA	SV	GAA	SV%
Steve Mason	2	125	2-0-0	5	42	37	2.40	.881

GOALS BY PERIOD	1	2	3	OT	TOTAL	SHOTS BY PERIOD	1	2	3	OT	TOTAL
Oilers	2	1	2	0	5	Oilers	18	11	12	1	42
Flyers	2	2	3	0	7	Flyers	24	23	23	2	72
POWERPLAY	PPG	ATT	PCT.	PENALTY KILLING	PK	TSH	PCT.				
Oilers	2	9	22.2	Oilers	6	9	66.7				
Flyers	3	9	33.3	Flyers	7	9	77.8				



PITTSBURGH PENGUINS

CONSOL Energy Center
1001 Fifth Avenue
Pittsburgh, PA 15219

2014-15 GAMES VS. PITTSBURGH

At Edmonton – February 4
At Pittsburgh – March 12

CLUB DIRECTORY

Co-Owner/Chairman.....	Mario Lemieux
Co-Owner	Ron Burkle
CEO/President	David Morehouse
COO/General Counsel.....	Travis Williams
Executive V.P./General Manager.....	Jim Rutherford
Associate General Manager.....	Jason Botterill
Assistant General Managers	Tom Fitzgerald, Bill Guerin
Vice President of Hockey Operations.....	Jason Karmanos
Head Coach.....	Mike Johnston
Assistant Coaches.....	Gary Agnew, Rick Tocchet
Goaltending Coach.....	Mike Bales
Manager of Team Services.....	Jim Britt
Director of Player Personnel.....	Dan Mackinnon
Co-Directors of Amateur Scouting.....	Jay Heinbuck, Randy Sexton
Director of Professional Scouting	Derek Clancey
Vice President, Communications.....	Tom McMillan
Sr. Communications Director.....	Jennifer Bullano
Communications Manager.....	Jason Seidling
Radio Broadcasters / HD Radio Host	Phil Bourque, Mike Lange / Steve Kolbe
Arena (Capacity).....	CONSOL Energy Center (18,387)
Media Relations Phone.....	(412) 642-1300
Website.....	www.pittsburghpenguins.com

EDMONTON OILERS VS. PITTSBURGH PENGUINS

YEARLY RECORD 1979-80 TO 2013-14

SEASON	GP	W	L	T	OTL	GF	GA	PTS	PCT.	AT EDMONTON			AT PITTSBURGH		
										W-L-T-OTL	GF	GA	W-L-T-OTL	GF	GA
1979-80	4	3	1	0	–	22	12	6	.750	2-0-0-0	13	5	1-1-0-0	9	7
1980-81	4	2	1	1	–	20	18	5	.625	1-0-1-0	11	10	1-1-0-0	9	8
1981-82	3	3	0	0	–	22	8	6	1.000	2-0-0-0	18	7	1-0-0-0	4	1
1982-83	3	2	1	0	–	21	14	4	.667	1-0-0-0	7	2	1-1-0-0	14	12
1983-84	3	3	0	0	–	23	8	6	1.000	2-0-0-0	14	6	1-0-0-0	9	2
1984-85	3	1	1	1	–	12	10	3	.500	1-0-0-0	6	3	0-1-1-0	6	7
1985-86	3	2	1	0	–	17	13	4	.667	1-1-0-0	9	10	1-0-0-0	8	3
1986-87	3	2	1	0	–	10	9	4	.667	1-0-0-0	4	2	1-1-0-0	6	7
1987-88	3	3	0	0	–	17	8	6	1.000	2-0-0-0	11	4	1-0-0-0	6	4
1988-89	3	2	1	0	–	15	12	4	.667	0-1-0-0	4	7	2-0-0-0	11	5
1989-90	3	1	2	0	–	8	12	2	.333	1-1-0-0	5	6	0-1-0-0	3	6
1990-91	3	2	1	0	–	15	14	4	.667	1-0-0-0	7	5	1-1-0-0	8	9
1991-92	3	1	2	0	–	14	14	2	.333	1-0-0-0	5	3	0-2-0-0	9	11
1992-93	3	2	1	0	–	11	11	4	.667	1-1-0-0	6	7	1-0-0-0	5	4
1993-94	2	1	1	0	–	8	7	2	.500	1-0-0-0	5	3	0-1-0-0	3	4
1994-95	DID NOT PLAY														
1995-96	2	0	2	0	–	8	10	0	.000	0-1-0-0	4	5	0-1-0-0	4	5
1996-97	2	1	1	0	–	7	7	2	.500	1-0-0-0	5	2	0-1-0-0	2	5
1997-98	2	1	1	0	–	6	7	2	.500	1-0-0-0	4	3	0-1-0-0	2	4
1998-99	2	1	0	1	–	6	3	3	.750	1-0-0-0	4	1	0-0-1-0	2	2
1999-00	2	0	1	1	0	4	5	1	.250	0-1-0-0	2	3	0-0-1-0	2	2
2000-01	1	0	1	0	0	2	5	0	.000	0-0-0-0	0	0	0-1-0-0	2	5
2001-02	1	0	1	0	0	0	1	0	.000	0-1-0-0	0	1	0-0-0-0	0	0
2002-03	1	0	0	0	1	3	4	1	.500	0-0-0-0	0	0	0-0-0-1	3	4



EDMONTON OILERS VS. PITTSBURGH PENGUINS

YEARLY RECORD 1979-80 TO 2013-14

SEASON	GP	W	L	T	OTL	GF	GA	PTS	PCT.	AT EDMONTON			AT PITTSBURGH		
										W-L-T-OTL	GF	GA	W-L-T-OTL	GF	GA
2003-04	1	1	0	0	0	4	3	2	1.000	1-0-0-0	4	3	0-0-0-0	0	0
2004-05	DID NOT PLAY														
2005-06	1	1	0	0	0	3	1	2	1.000	0-0-0-0	0	0	1-0-0-0	3	1
2006-07	DID NOT PLAY														
2007-08	1	0	1	0	0	2	4	0	.000	0-1-0-0	2	4	0-0-0-0	0	0
2008-09	1	0	1	0	0	4	5	0	.000	0-0-0-0	0	0	0-1-0-0	4	5
2009-10	1	0	1	0	0	2	3	0	.000	0-1-0-0	2	3	0-0-0-0	0	0
2010-11	1	0	1	0	0	1	5	0	.000	0-0-0-0	0	0	0-1-0-0	1	5
2011-12	1	1	0	0	0	2	1	2	1.000	1-0-0-0	2	1	0-0-0-0	0	0
2012-13	DID NOT PLAY														
2013-14	2	1	1	0	0	6	6	2	.500	1-0-0-0	4	3	0-1-0-0	2	3
TOTALS	68	37	26	4	1	295	240	79	.583	24-9-1-0	158	109	13-17-3-1	137	131

EDMONTON OILERS VS. PITTSBURGH PENGUINS

2013-14 RESULTS & STATISTICS

AT EDMONTON	WINNING GOAL	AT PITTSBURGH	WINNING GOAL
10 Jan '14 PIT 3 @ EDM 4 (OT)	Ryan Nugent-Hopkins	15 Oct '13 EDM 2 @ PIT 3	Evgeni Malkin

OILERS	GP	G	A	P	+/-	PIM	PP	SH	PENGUINS	GP	G	A	P	+/-	PIM	PP	SH
Ryan Nugent-Hopkins	2	2	1	3	0	2	2	0	Sidney Crosby	2	1	4	5	0	0	0	0
Jordan Eberle	2	1	2	3	-1	0	0	0	Chris Kunitz	2	1	1	2	1	0	0	0
Taylor Hall	2	1	1	2	0	0	0	0	Evgeni Malkin	2	1	1	2	0	6	1	0
Ales Hemsky	2	1	1	2	2	0	0	0	Pascal Dupuis	1	1	1	2	2	2	0	0
Mark Arcobello	2	0	2	2	0	0	0	0	Kris Letang	1	1	0	1	0	2	1	0
Justin Schultz	2	0	2	2	0	0	0	0	James Neal	1	1	0	1	1	2	0	0
Anton Belov	2	1	0	1	2	0	0	0	Matt Niskanen	2	0	1	1	2	0	0	0
David Perron	2	0	1	1	2	0	0	0	Brian Gibbons	1	0	1	1	0	0	0	0
Jeff Petry	2	0	1	1	0	0	0	0	Paul Martin	1	0	1	1	0	2	0	0
Sam Gagner	1	0	1	1	0	2	0	0	Craig Adams	2	0	0	0	-1	0	0	0
Andrew Ference	2	0	0	0	0	2	0	0	Deryk Engelland	2	0	0	0	-2	0	0	0
Boyd Gordon	2	0	0	0	-1	0	0	0	Tanner Glass	2	0	0	0	0	0	0	0
Ryan Jones	2	0	0	0	0	0	0	0	Jussi Jokinen	2	0	0	0	0	0	0	0
Nick Schultz	2	0	0	0	0	0	0	0	Olli Maatta	2	0	0	0	-1	0	0	0
Ryan Smyth	2	0	0	0	0	4	0	0	Brooks Orpik	2	0	0	0	-1	0	0	0
Nail Yakupov	2	0	0	0	-2	0	0	0	Rob Scuderi	2	0	0	0	0	0	0	0
Will Acton	1	0	0	0	0	0	0	0	Brandon Sutter	2	0	0	0	0	2	0	0
Mike Brown	1	0	0	0	0	0	0	0	Joe Vitale	2	0	0	0	-1	0	0	0
Luke Gazdic	1	0	0	0	0	0	0	0	Robert Bortuzzo	1	0	0	0	0	0	0	0
Martin Marincin	1	0	0	0	-1	4	0	0	Dustin Jeffrey	1	0	0	0	0	0	0	0
Ladislav Smid	1	0	0	0	-1	2	0	0	Chuck Kobasew	1	0	0	0	0	0	0	0
									Taylor Pyatt	1	0	0	0	0	2	0	0
									Harry Zolnierczyk	1	0	0	0	0	0	0	0

OILERS GOALTENDERS	GP	MIN	W-L-OT	GA	SA	SV	GAA	SV%
Devan Dubnyk	1	61	1-0-0	3	28	25	2.95	.893
Jason LaBarbera	1	58	0-1-0	3	28	25	3.11	.893
PENGUINS GOALTENDERS	GP	MIN	W-L-OT	GA	SA	SV	GAA	SV%
Marc-Andre Fleury	1	60	1-0-0	2	22	20	2.00	.909
Jeff Zatkoff	1	61	0-0-1	4	31	27	3.93	.871

GOALS BY PERIOD	1	2	3	OT	TOTAL	SHOTS BY PERIOD	1	2	3	OT	TOTAL
Oilers	0	2	3	1	6	Oilers	15	24	12	2	53
Penguins	1	3	2	0	6	Penguins	24	22	10	0	56
POWERPLAY	PPG	ATT	PCT.	PENALTY KILLING	PK	TSH	PCT.				
Oilers	2	7	28.6	Oilers	5	7	71.4				
Penguins	2	7	28.6	Penguins	5	7	71.4				



SAN JOSE SHARKS

SAP Center at San Jose
525 West Santa Clara Street
San Jose, CA 95113

2014-15 GAMES VS. SAN JOSE

At Edmonton – December 7, April 9
At San Jose – December 9, December 18,
February 2

CLUB DIRECTORY

San Jose Sports and Entertainment Enterprises Ownership Group	Hasso Plattner, Gary Valenzuela, Gordon Russell, Rudy Staedler
San Jose Sports and Entertainment Board of Directors	Hasso Plattner, Gary Valenzuela, Scott McNealy, Rouven Westphal
General Manager	Doug Wilson
Vice President & Assistant General Manager	Wayne Thomas
Assistant General Manager	Joe Will
Head Coach	Todd McLellan
Associate Coach and Dir. of Player Development	Larry Robinson
Assistant Coaches	Jim Johnson, Jay Woodcroft
Goaltending Development Coach	Corey Schwab
Development Coach / Video Coordinator	Mike Ricci / Brett Heimlich
Director, Scouting	Tim Burke
Media Relations Director / Manager / Coord	Scott Emmert / Ben Guerrero / Jason Plank
Television Rightsholder	Comcast SportsNet California
Radio Network Flagship	98.5 KFOX (KUFX FM)
Television Play-By-Play / Color Analyst	Randy Hahn / TBD
Radio Play-By-Play / Color Analyst	Dan Rusanowsky / TBD
Arena (Capacity)	SAP Center at San Jose (17,562)
Public Relations Phone	(408) 287-7070
Website	www.sjsharks.com

EDMONTON OILERS VS. SAN JOSE SHARKS

YEARLY RECORD 1991-92 TO 2013-14

SEASON	GP				OTL	GF		GA		PTS	PCT.	AT EDMONTON			AT SAN JOSE		
	W	L	T	OTL		GF	GA	W-L-T	OTL			GF	GA	W-L-T	OTL	GF	GA
1991-92	7	3	3	1	-	29	28	7	.500	3-0-1-0	22	11	0-3-0-0	7	17		
1992-93	7	5	2	0	-	26	18	10	.714	3-0-0-0	14	3	2-2-0-0	12	15		
1993-94	6	2	2	2	-	16	17	6	.500	2-0-1-0	11	8	0-2-1-0	5	9		
1994-95	5	3	2	0	-	17	16	6	.600	2-1-0-0	12	9	1-1-0-0	5	7		
1995-96	5	3	1	1	-	20	12	7	.700	1-0-1-0	5	3	2-1-0-0	15	10		
1996-97	6	4	2	0	-	21	13	8	.667	2-1-0-0	9	6	2-1-0-0	12	7		
1997-98	5	3	2	0	-	17	11	6	.600	2-1-0-0	10	5	1-1-0-0	7	6		
1998-99	4	2	1	1	-	16	14	5	.625	1-1-0-0	8	7	1-0-1-0	8	7		
1999-00	4	2	0	1	1	5	6	6	.750	0-1-1-0	1	2	1-0-0-1	4	4		
2000-01	4	0	1	3	0	8	13	3	.375	0-0-2-0	5	5	0-1-1-0	3	8		
2001-02	4	1	2	0	1	11	13	3	.375	1-1-0-0	4	4	0-1-0-1	7	9		
2002-03	4	1	1	2	0	13	13	4	.500	1-0-1-0	5	4	0-1-1-0	8	9		
2003-04	4	2	1	1	0	13	8	5	.625	1-1-0-0	6	4	1-0-1-0	7	4		
2004-05	DID NOT PLAY																
2005-06	4	3	1	0	0	10	10	6	.750	2-0-0-0	5	3	1-1-0-0	5	7		
2006-07	4	2	2	0	0	10	14	4	.500	1-1-0-0	7	9	1-1-0-0	3	5		
2007-08	4	3	1	0	0	8	8	6	.750	1-1-0-0	3	5	2-0-0-0	5	3		
2008-09	4	1	3	0	0	7	12	2	.250	0-2-0-0	2	6	1-1-0-0	5	6		
2009-10	4	1	2	0	1	12	14	3	.375	1-0-0-1	9	6	0-2-0-0	3	8		
2010-11	4	1	3	0	0	10	14	2	.250	0-2-0-0	4	10	1-1-0-0	6	4		
2011-12	4	2	2	0	0	9	9	4	.500	1-1-0-0	4	4	1-1-0-0	5	5		
2012-13	3	0	1	0	2	10	16	2	.333	0-1-0-1	6	10	0-0-0-1	4	6		
2013-14	5	1	4	0	0	11	18	2	.200	1-2-0-0	6	8	0-2-0-0	5	10		
TOTALS	101	44	40	12	5	299	298	105	.543	26-17-7-2	158	132	18-23-5-3	141	166		



EDMONTON OILERS VS. SAN JOSE SHARKS

2013-14 RESULTS & STATISTICS

AT EDMONTON

25 Mar '14 SJS 5 @ EDM 2

29 Jan '14 SJS 0 @ EDM 3

15 Nov '13 SJS 3 @ EDM 1

WINNING GOAL

Marty Havlat

Justin Schultz

Tomas Hertl

AT SAN JOSE

01 Apr '14 EDM 4 @ SJS 5

02 Jan '14 EDM 1 @ SJS 5

WINNING GOAL

Patrick Marleau

Patrick Marleau

OILERS	GP	G	A	P	+/-	PIM	PP	SH	SHARKS	GP	G	A	P	+/-	PIM	PP	SH
Taylor Hall	5	3	6	9	1	2	1	0	Joe Pavelski	5	5	4	9	3	2	3	0
Jordan Eberle	5	2	5	7	5	2	1	0	Joe Thornton	5	0	8	8	5	0	0	0
Ryan Nugent-Hopkins	5	2	3	5	3	2	0	0	Patrick Marleau	5	4	2	6	-4	2	2	0
Nail Yakupov	3	2	0	2	0	4	1	0	Brent Burns	4	2	3	5	2	6	0	0
Sam Gagner	5	0	2	2	-1	2	0	0	Jason Demers	5	0	3	3	0	2	0	0
David Perron	5	1	0	1	-5	10	0	0	Dan Boyle	5	1	1	2	3	6	0	0
Justin Schultz	4	1	0	1	1	0	0	0	Andrew Desjardins	5	1	1	2	2	0	0	0
Jeff Petry	5	0	1	1	-4	2	0	0	Tommy Wingels	4	1	1	2	1	0	0	0
Anton Belov	4	0	1	1	0	2	0	0	Logan Couture	3	1	1	2	1	0	0	0
Andrew Ference	3	0	1	1	0	4	0	0	Brad Stuart	4	0	2	2	0	4	0	0
Nick Schultz	3	0	1	1	-3	2	0	0	Marty Havlat	3	1	0	1	1	0	0	0
Ales Hemsky	2	0	1	1	0	2	0	0	Bracken Kearns	2	1	0	1	1	0	0	0
Oscar Klefbom	2	0	1	1	0	0	0	0	Tomas Hertl	1	1	0	1	1	0	0	0
Boyd Gordon	5	0	0	0	-3	0	0	0	Justin Braun	5	0	1	1	1	0	0	0
Ryan Smyth	5	0	0	0	-1	4	0	0	Tyler Kennedy	4	0	1	1	-1	0	0	0
Luke Gazdic	4	0	0	0	-2	0	0	0	James Sheppard	4	0	1	1	4	0	0	0
Martin Marincin	4	0	0	0	-2	2	0	0	Matt Irwin	2	0	1	1	3	0	0	0
Matt Hendricks	3	0	0	0	-2	5	0	0	John McCarthy	2	0	1	1	0	0	0	0
Jesse Joensuu	3	0	0	0	-2	0	0	0	Mike Brown	5	0	0	0	1	12	0	0
Anton Lander	3	0	0	0	-3	2	0	0	Matt Nieto	5	0	0	0	-3	4	0	0
Philip Larsen	3	0	0	0	-1	0	0	0	Marc-Edouard Vlasic	5	0	0	0	1	2	0	0
Will Acton	2	0	0	0	-3	0	0	0	Scott Hannan	4	0	0	0	2	2	0	0
Mark Fraser	2	0	0	0	-1	13	0	0	Adam Burish	1	0	0	0	0	0	0	0
Ryan Jones	2	0	0	0	0	0	0	0	Freddie Hamilton	1	0	0	0	0	2	0	0
Tyler Pitlick	1	0	0	0	0	0	0	0	Eriah Hayes	1	0	0	0	0	0	0	0
Corey Potter	1	0	0	0	-1	0	0	0									

OILERS GOALTENDERS

	GP	MIN	W-L-OT	GA	SA	SV	GAA	SV%
Ben Scrivens	3	178	1-2-0	10	126	116	3.37	.921
Devan Dubnyk	2	118	0-2-0	8	73	65	4.06	.890

SHARKS GOALTENDERS

	GP	MIN	W-L-OT	GA	SA	SV	GAA	SV%
Antti Niemi	4	239	3-1-0	10	110	100	2.51	.909
Alex Stalock	1	60	1-0-0	1	31	30	1.00	.968

GOALS BY PERIOD

	1	2	3	OT	TOTAL	SHOTS BY PERIOD	1	2	3	OT	TOTAL
Oilers	3	4	4	0	11	Oilers	39	46	56	0	141
Sharks	6	7	5	0	18	Sharks	68	81	50	0	199

POWERPLAY

	PPG	ATT	PCT.	PENALTY KILLING	PK	TSH	PCT.
Oilers	3	13	23.1	Oilers	17	22	77.3
Sharks	5	22	22.7	Sharks	10	13	76.9



ST. LOUIS BLUES

Scottrade Center
1401 Clark Avenue at Brett Hull Way
St. Louis, MO 63103

2014-15 GAMES VS. ST. LOUIS

At Edmonton – February 28
At St. Louis – November 28, January 13

CLUB DIRECTORY

Ownership.....	Tom Stillman, Jerald Kent, Donn Lux, James Cooper, Jo Ann Taylor Kindle, Steve Maritz, Edward Potter, Mr. & Mrs. Andrew Taylor, David Steward, James Kavanaugh, John Danforth, Christopher Danforth, Jim Johnson III, Scott McCuaig, John Ross, Jr., Tom Schlaffly
Chairman and Governor	Tom Stillman
President of Hockey Operations/G.M./Alternate Governor	Doug Armstrong
President and CEO, Business Operations.....	Chris Zimmerman
Vice President, Hockey Operations.....	Dave Taylor
Senior Advisor to the General Manager.....	Al MacInnis
Assistant General Manager.....	Kevin McDonald
Head Coach.....	Ken Hitchcock
Associate Coach.....	Brad Shaw
Assistant Coaches.....	Ray Bennett, Kirk Muller
Goaltending Coach.....	Jim Corsi
Video Coach	Sean Ferrell
Sr. Director, Media Relations/Team Services.....	Rich Jankowski
Director, Amateur Scouting.....	Bill Armstrong
Director, Pro Scouting.....	Rob DiMaio
Director, Player Development.....	Tim Taylor
Assistant Director, Media Relations.....	Dan O'Neill
Head of European Scouting.....	Jan Vopat
Radio / Television Stations.....	KMOX 1120 AM / FOX Sports Midwest
Dir., Broadcasting and Radio Play-by-Play / Color.....	Chris Kerber
Radio Color, Community Relations	Kelly Chase
Television Play-by-Play / Color.....	John Kelly / Darren Pang, Bernie Federko
FOX Sports Midwest Analyst / Host.....	Jim Hayes / Pat Parris / Andy Strickland
Arena (Capacity).....	Scottrade Center (19,150)
Public Relations Phone.....	(314) 622-2500
Website	www.stlouisblues.com

EDMONTON OILERS VS. ST. LOUIS BLUES

YEARLY RECORD 1979-80 TO 2013-14

SEASON	GP	W	L	T	OTL	GF	GA	PTS	PCT.	AT EDMONTON			AT ST. LOUIS		
										W-L-T-OTL	GF	GA	W-L-T-OTL	GF	GA
1979-80	4	0	3	1	—	11	16	1	.125	0-1-1-0	8	11	0-2-0-0	3	5
1980-81	4	1	2	1	—	22	18	3	.375	1-1-0-0	13	8	0-1-1-0	9	10
1981-82	3	3	0	0	—	19	11	6	1.000	1-0-0-0	8	6	2-0-0-0	11	5
1982-83	3	2	0	1	—	15	12	5	.833	1-0-1-0	8	7	1-0-0-0	7	5
1983-84	3	1	2	0	—	13	20	2	.333	0-1-0-0	1	7	1-1-0-0	12	13
1984-85	3	3	0	0	—	20	9	6	1.000	2-0-0-0	12	7	1-0-0-0	8	2
1985-86	3	1	1	1	—	14	15	3	.500	1-0-0-0	6	3	0-1-1-0	8	12
1986-87	3	3	0	0	—	15	5	6	1.000	2-0-0-0	11	3	1-0-0-0	4	2
1987-88	3	3	0	0	—	17	11	6	1.000	1-0-0-0	5	2	2-0-0-0	12	9
1988-89	3	3	0	0	—	14	9	6	1.000	2-0-0-0	10	7	1-0-0-0	4	2
1989-90	2	2	0	1	—	17	13	5	.833	1-0-0-0	8	6	1-0-1-0	9	7
1990-91	3	0	3	0	—	5	11	0	.000	0-2-0-0	4	9	0-1-0-0	1	2
1991-92	3	1	1	1	—	9	8	3	.500	1-0-1-0	7	5	0-1-0-0	2	3
1992-93	3	0	2	1	—	6	15	1	.167	0-1-0-0	1	5	0-1-1-0	5	10
1993-94	4	0	4	0	—	12	18	0	.000	0-2-0-0	3	7	0-2-0-0	9	12
1994-95	4	2	2	0	—	10	16	4	.500	2-0-0-0	9	7	0-2-0-0	1	9
1995-96	4	1	3	0	—	14	17	2	.250	0-2-0-0	6	11	1-1-0-0	8	6
1996-97	4	2	2	0	—	12	9	4	.500	0-2-0-0	3	6	2-0-0-0	9	3
1997-98	4	4	0	0	—	11	2	8	1.000	2-0-0-0	4	1	2-0-0-0	7	1
1998-99	4	2	2	0	—	12	13	4	.500	1-1-0-0	5	5	1-1-0-0	7	8
1999-00	4	0	2	1	1	7	11	2	.250	0-2-0-0	3	6	0-0-1-1	4	5



EDMONTON OILERS VS. ST. LOUIS BLUES

YEARLY RECORD 1979-80 TO 2013-14

SEASON	GP	W	L	T	OTL	GF	GA	PTS	PCT.	AT EDMONTON			AT ST. LOUIS		
										W-L-T-OTL	GF	GA	W-L-T-OTL	GF	GA
2000-01	4	2	2	0	0	11	12	4	.500	2-0-0-0	8	3	0-2-0-0	3	9
2001-02	4	1	2	1	0	6	7	3	.375	1-0-1-0	3	1	0-2-0-0	3	6
2002-03	4	1	2	1	0	12	11	3	.375	1-1-0-0	6	2	0-1-1-0	6	9
2003-04	4	1	2	1	0	10	11	3	.375	1-1-0-0	9	9	0-1-1-0	1	2
2004-05	DID NOT PLAY														
2005-06	4	1	2	0	1	14	13	3	.375	0-1-0-1	6	9	1-1-0-0	8	4
2006-07	4	1	2	0	1	13	15	3	.375	1-0-0-1	8	5	0-2-0-0	5	10
2007-08	4	3	1	0	0	15	13	6	.750	1-1-0-0	7	7	2-0-0-0	8	6
2008-09	4	4	0	0	0	8	5	8	1.000	2-0-0-0	3	2	2-0-0-0	5	3
2009-10	4	1	3	0	0	9	14	2	.250	0-2-0-0	3	9	1-1-0-0	6	5
2010-11	4	1	3	0	0	5	15	2	.250	1-1-0-0	2	6	0-2-0-0	3	9
2011-12	4	1	3	0	0	9	12	2	.250	1-1-0-0	6	7	0-2-0-0	3	5
2012-13	3	1	2	0	0	5	7	2	.333	0-1-0-0	0	4	1-1-0-0	5	3
2013-14	3	0	3	0	0	4	17	0	.000	0-2-0-0	2	11	0-1-0-0	2	6
TOTALS	122	52	56	11	3	396	412	118	.496	29-26-4-2	198	204	23-30-7-1	198	208

EDMONTON OILERS VS. ST. LOUIS BLUES

2013-14 RESULTS & STATISTICS

AT EDMONTON		WINNING GOAL	AT ST. LOUIS		WINNING GOAL
07 Jan '14	STL 5 @ EDM 2	David Backes	13 Mar '14	EDM 2 @ STL 6	Alex Pietrangelo
21 Dec '13	STL 6 @ EDM 0	Chris Stewart			

OILERS	GP	G	A	P	+/-	PIM	PP	SH	BLUES	GP	G	A	P	+/-	PIM	PP	SH
David Perron	3	1	1	2	1	8	0	0	Chris Stewart	2	4	1	5	1	0	2	0
Andrew Ference	3	0	2	2	-3	0	0	0	Vladimir Sobotka	2	1	4	5	5	12	0	0
Nail Yakupov	3	1	0	1	-4	0	0	0	Jaden Schwartz	3	3	1	4	4	0	0	0
Mark Arcobello	1	1	0	1	-1	0	0	0	Vladimir Tarasenko	3	2	2	4	6	4	0	0
Mark Fraser	1	1	0	1	0	14	0	0	T.J. Oshie	3	1	3	4	2	0	1	0
Sam Gagner	3	0	1	1	-1	2	0	0	Alex Pietrangelo	3	1	3	4	4	0	0	0
Luke Gazdic	3	0	1	1	-2	22	0	0	Patrik Berglund	3	2	1	3	5	2	0	0
Boyd Gordon	3	0	1	1	0	0	0	0	Derek Roy	3	0	3	3	-1	4	0	0
Taylor Hall	3	0	1	1	-2	4	0	0	David Backes	3	1	1	2	1	6	1	0
Jesse Joensuu	2	0	1	1	-1	0	0	0	Maxim Lapierre	3	1	1	2	1	0	0	0
Jordan Eberle	3	0	0	0	-6	0	0	0	Magnus Paajarvi	3	0	2	2	-1	0	0	0
Ryan Nugent-Hopkins	3	0	0	0	-5	2	0	0	Kevin Shattenkirk	3	0	2	2	5	2	0	0
Jeff Petry	3	0	0	0	-3	4	0	0	Alexander Steen	2	0	2	2	0	2	0	0
Justin Schultz	3	0	0	0	-1	0	0	0	Jordan Leopold	1	0	2	2	1	0	0	0
Ryan Smyth	3	0	0	0	-3	2	0	0	Brenden Morrow	2	1	0	1	2	0	0	0
Ales Hemsky	2	0	0	0	-3	0	0	0	Barret Jackman	3	0	1	1	2	0	0	0
Ryan Jones	2	0	0	0	0	2	0	0	Ryan Reaves	2	0	1	1	1	20	0	0
Martin Marincin	2	0	0	0	-1	0	0	0	Jay Bouwmeester	3	0	0	0	3	0	0	0
Nick Schultz	2	0	0	0	-3	2	0	0	Ian Cole	3	0	0	0	2	0	0	0
Anton Belov	1	0	0	0	-2	2	0	0	Carlo Colaiacovo	1	0	0	0	2	0	0	0
Matt Hendricks	1	0	0	0	1	0	0	0	Steve Ott	1	0	0	0	0	0	0	0
Brad Hunt	1	0	0	0	-2	0	0	0	Roman Polak	1	0	0	0	-1	2	0	0
Oscar Klefbom	1	0	0	0	-1	0	0	0	Chris Porter	1	0	0	0	0	0	0	0
Anton Lander	1	0	0	0	-2	0	0	0									
Corey Potter	1	0	0	0	-1	2	0	0									

OILERS GOALTENDERS	GP	MIN	W-L-OT	GA	SA	SV	GAA	SV%
Ilya Bryzgalov	2	118	0-2-0	10	62	52	5.08	.839
Ben Scrivens	1	60	0-1-0	6	37	31	6.00	.838
BLUES GOALTENDERS	GP	MIN	W-L-OT	GA	SA	SV	GAA	SV%
Brian Elliott	2	120	2-0-0	2	41	39	1.00	.951
Ryan Miller	1	60	1-0-0	2	25	23	2.00	.920

GOALS BY PERIOD	1	2	3	OT	TOTAL	SHOTS BY PERIOD	1	2	3	OT	TOTAL
Oilers	1	3	0	0	4	Oilers	29	18	19	0	66
Blues	3	5	9	0	17	Blues	34	32	34	0	100
POWERPLAY	PPG	ATT	PCT.	PENALTY KILLING	PK	TSH	PCT.				
Oilers	0	7	0.0	Oilers	9	13	69.2				
Blues	4	13	30.8	Blues	7	7	100.0				



TAMPA BAY LIGHTNING

Tampa Bay Times Forum
401 Channelside Drive
Tampa, FL 33602

2014-15 GAMES VS. TAMPA BAY

At Edmonton – October 20
At Tampa Bay – January 15

CLUB DIRECTORY

Owner, Governor & Chairman	Jeff Vinik
Chief Executive Officer and Alternate Governor	Tod Leiweke
President	Steve Griggs
VP and General Manager	Steve Yzerman
Head Coach	Jon Cooper
Associate Coach / Assistant Coaches	Rick Bowness / George Gwozdecky, Steve Thomas
Coaches, Goaltending / Video / Player Development	Frantz Jean / Nigel Kirwan / Stacy Roest
Asst. G.M., Director of Player Personnel	Pat Verbeek
Senior Advisor to the General Manager	Tom Kurvers
Director of Amateur Scouting	Al Murray
Director of Team Services	Ryan Belec
Director of Public Relations	Brian Bresseman
P.R. Coordinator	Trevor van Knotsenburg
Flagship Station, Television	SunSports Network
Radio Stations	WDAE 970, WWJB 1450, WSRQ 1530/107.5, WWCN 770, WYCG 104.9, WBSR 1450, WDFG 1350
TV Play-by-Play / Color / Reporter	Rick Peckham / Bobby "The Chief" Taylor / Paul Kennedy
Radio Play-by-Play / Analyst	David Mishkin / Phil Esposito
Arena (Capacity)	Tampa Bay Times Forum (19,204)
Media Relations Phone	(813) 301-6500
Website	www.tampabaylightning.com

EDMONTON OILERS VS. TAMPA BAY LIGHTNING

YEARLY RECORD 1992-93 TO 2013-14

SEASON	GP	W	L	T	OTL	GF	GA	PTS	PCT.	AT EDMONTON			AT TAMPA BAY		
										W-L-T-OTL	GF	GA	W-L-T-OTL	GF	GA
1992-93	4	2	2	0	—	8	13	4	.500	2-0-0-0	6	4	0-2-0-0	2	9
1993-94	2	1	0	1	—	7	6	3	.750	1-0-0-0	3	2	0-0-1-0	4	4
1994-95	DID NOT PLAY														
1995-96	2	1	1	0	—	4	8	2	.500	0-1-0-0	0	5	1-0-0-0	4	3
1996-97	2	1	0	1	—	5	3	3	.750	1-0-0-0	3	1	0-0-1-0	2	2
1997-98	2	2	0	0	—	6	2	2	1.000	1-0-0-0	4	2	1-0-0-0	2	0
1998-99	2	1	1	0	—	5	3	2	.500	0-1-0-0	1	2	1-0-0-0	4	1
1999-00	2	2	0	0	0	12	4	4	1.000	1-0-0-0	5	1	1-0-0-0	7	3
2000-01	1	1	0	0	0	5	4	2	1.000	0-0-0-0	0	0	1-0-0-0	5	4
2001-02	2	2	0	0	0	5	3	4	1.000	1-0-0-0	2	1	1-0-0-0	3	2
2002-03	1	0	1	0	0	2	3	0	.000	0-0-0-0	0	0	0-1-0-0	2	3
2003-04	1	0	1	0	0	2	3	0	.000	0-1-0-0	2	3	0-0-0-0	0	0
2004-05	DID NOT PLAY														
2005-06	DID NOT PLAY														
2006-07	1	0	1	0	0	1	3	0	.000	0-1-0-0	1	3	0-0-0-0	0	0
2007-08	1	0	1	0	0	3	4	0	.000	0-0-0-0	0	0	0-1-0-0	3	4
2008-09	1	1	0	0	0	5	3	2	1.000	1-0-0-0	5	3	0-0-0-0	0	0
2009-10	1	1	0	0	0	3	2	2	1.000	0-0-0-0	0	0	1-0-0-0	3	2
2010-11	1	1	0	0	0	4	3	2	1.000	1-0-0-0	4	3	0-0-0-0	0	0
2011-12	1	0	0	0	1	2	3	1	.500	0-0-0-0	0	0	0-0-0-1	2	3
2012-13	DID NOT PLAY														
2013-14	2	1	1	0	0	7	7	2	.500	1-0-0-0	5	3	0-1-0-0	2	4
TOTALS	29	17	9	2	1	86	77	37	.648	10-4-0-0	41	33	7-5-2-1	45	44



EDMONTON OILERS VS. TAMPA BAY LIGHTNING

2013-14 RESULTS & STATISTICS

AT EDMONTON

05 Jan '14 TBL 3 @ EDM 5

WINNING GOAL

Boyd Gordon

AT TAMPA BAY

07 Nov '13 EDM 2 @ TBL 4

WINNING GOAL

Tyler Johnson

OILERS	GP	G	A	P	+/-	PIM	PP	SH	LIGHTNING	GP	G	A	P	+/-	PIM	PP	SH
Jordan Eberle	2	2	2	4	-2	0	1	0	Valtteri Filppula	2	2	0	2	1	0	0	0
Taylor Hall	2	2	1	3	0	0	1	0	Steven Stamkos	1	2	0	2	2	0	0	0
Sam Gagner	2	0	2	2	1	0	0	0	Tyler Johnson	2	1	1	2	0	0	0	0
Ales Hemsky	2	0	2	2	0	2	0	0	Matthew Carle	2	0	2	2	4	0	0	0
Ryan Smyth	2	0	2	2	-1	2	0	0	Radko Gudas	2	0	2	2	4	2	0	0
Luke Gazdic	2	1	0	1	1	0	0	0	Victor Hedman	2	1	0	1	-1	0	0	0
Boyd Gordon	2	1	0	1	0	0	0	0	Nikita Kucherov	1	1	0	1	-2	0	1	0
Taylor Fedun	1	1	0	1	-1	0	0	0	Ondrej Palat	2	0	1	1	0	2	0	0
Andrew Ference	2	0	1	1	0	2	0	0	Richard Panik	2	0	1	1	1	0	0	0
Ryan Jones	2	0	1	1	1	0	0	0	Teddy Purcell	2	0	1	1	1	0	0	0
Ryan Nugent-Hopkins	2	0	1	1	-2	0	0	0	Eric Brewer	2	0	0	0	-2	2	0	0
Justin Schultz	1	0	1	1	2	2	0	0	Alex Killorn	2	0	0	0	2	4	0	0
Mark Arcobello	2	0	0	0	-1	0	0	0	Ryan Malone	2	0	0	0	0	2	0	0
Jeff Petry	2	0	0	0	-1	0	0	0	Sami Salo	2	0	0	0	-1	2	0	0
Nick Schultz	2	0	0	0	0	0	0	0	Martin St. Louis	2	0	0	0	2	0	0	0
Nail Yakupov	2	0	0	0	-1	0	0	0	Nate Thompson	2	0	0	0	-2	0	0	0
Brad Hunt	1	0	0	0	0	0	0	0	Mark Barberio	1	0	0	0	0	0	0	0
Philip Larsen	1	0	0	0	-1	2	0	0	J.T. Brown	1	0	0	0	-1	0	0	0
Martin Marincin	1	0	0	0	0	0	0	0	Brett Connolly	1	0	0	0	0	0	0	0
Linus Omark	1	0	0	0	-1	0	0	0	Jean-Philippe Cote	1	0	0	0	0	0	0	0
David Perron	1	0	0	0	0	0	0	0	B.J. Crombeen	1	0	0	0	0	0	0	0
Ladislav Smid	1	0	0	0	-1	0	0	0	Andrej Sustr	1	0	0	0	-2	0	0	0

OILERS GOALTENDERS

	GP	MIN	W-L-OT	GA	SA	SV	GAA	SV%
Ilya Bryzgalov	1	60	1-0-0	3	27	24	3.00	.889
Devan Dubnyk	1	58	0-1-0	3	25	22	3.08	.880

LIGHTNING GOALTENDERS

	GP	MIN	W-L-OT	GA	SA	SV	GAA	SV%
Ben Bishop	2	64	1-0-0	3	41	38	2.80	.927
Anders Lindback	1	53	0-1-0	4	25	21	4.51	.840

GOALS BY PERIOD

	1	2	3	OT	TOTAL	SHOTS BY PERIOD	1	2	3	OT	TOTAL
Oilers	4	0	3	0	7	Oilers	24	25	17	0	66
Lightning	3	3	1	0	7	Lightning	14	23	16	0	53

POWERPLAY

	PPG	ATT	PCT.	PENALTY KILLING	PK	TSH	PCT.
Oilers	2	5	40.0	Oilers	2	3	66.7
Lightning	1	3	33.3	Lightning	3	5	60.0



TORONTO MAPLE LEAFS

Air Canada Centre
40 Bay Street
Toronto, ON M5J 2X2

2014-15 GAMES VS. TORONTO

At Edmonton – March 16
At Toronto – February 7

CLUB DIRECTORY

Board of Directors	Lawrence M. Tanenbaum, George Cope, Dale Lastman, Edward Rogers, Guy Laurence, Mary Ann Turcke, Siim Vanaselja, Tony Staffieri
Maple Leaf Sports & Entertainment Chairman, NHL Governor	Lawrence M. Tanenbaum
Alternate NHL Governor	Dale Lastman
President & CEO	TBD
Chief Financial Officer	Ian Clarke
Chief Project Development Officer	Bob Hunter
Chief Commercial Officer	Dave Hopkinson
Chief Legal & Development Officer	Peter Miller
President & Alternate Governor	Brendan Shanahan
Senior Vice President & General Manager	David Nonis
Assistant General Manager	Kyle Dubas
Senior Advisor	Cliff Fletcher
Head Coach	Randy Carlyle
Assistant Coaches	Chris Dennis, Peter Horachek, Steve Spott
Goaltending Coach	Rick St. Croix
Director of Player Development	Jim Hughes
Manager, Team Services	Dave Griffiths
Video Coordinator	Adam Jancelewicz
Director of Amateur Scouting	Dave Morrison
Director of Pro Scouting	Steve Kasper
Director, Media Relations	Pat Park
Manager, Media Relations	Craig Downey
Coordinator, Media Relations	Aaron Gogishvili
Radio, Play-By-Play / Colour	Joe Bowen / Jim Ralph
Television Play-By-Play	Jim Hughson, Bob Cole, Dave Randorf, Paul Romanuk
Television Analysts	Greg Millen, Craig Simpson
Arena (Capacity)	Air Canada Centre (18,819)
Public Relations Phone	(416) 815-5700
Website	www.mapleleafs.com

EDMONTON OILERS VS. TORONTO MAPLE LEAFS

YEARLY RECORD 1979-80 TO 2013-14

SEASON	AT EDMONTON					AT EDMONTON		AT TORONTO				
	GP	W	L	T	OTL	GF	GA	PTS	PCT.	W-L-T-OTL	GF	GA
1979-80	4	2	1	1	—	23	18	5	.625	1-1-0-0	11	9
1980-81	4	2	1	1	—	17	13	5	.625	1-0-1-0	8	5
1981-82	3	2	1	0	—	12	12	4	.667	2-0-0-0	11	5
1982-83	3	2	0	1	—	16	10	5	.833	0-0-1-0	6	6
1983-84	3	2	1	0	—	16	15	4	.667	2-0-0-0	13	7
1984-85	3	2	0	1	—	19	8	5	.833	0-0-1-0	3	3
1985-86	3	2	1	0	—	25	17	4	.667	2-0-0-0	16	6
1986-87	3	2	1	0	—	18	10	4	.667	1-0-0-0	9	2
1987-88	3	2	0	1	—	15	10	5	.833	1-0-1-0	9	6
1988-89	3	3	0	0	—	23	5	6	1.000	1-0-0-0	9	1
1989-90	3	1	2	0	—	12	12	2	.333	1-1-0-0	10	9
1990-91	3	2	1	0	—	9	6	4	.667	1-0-0-0	3	2
1991-92	3	1	2	0	—	14	17	2	.333	0-1-0-0	2	5
1992-93	3	0	2	1	—	7	13	1	.167	0-1-1-0	5	9
1993-94	4	1	2	1	—	15	14	3	.375	1-1-0-0	8	6
1994-95	4	2	2	0	—	17	14	4	.500	1-1-0-0	10	9
1995-96	4	0	3	1	—	10	19	1	.125	0-1-1-0	6	7
1996-97	4	3	1	0	—	17	17	6	.750	2-0-0-0	10	8
1997-98	4	2	2	0	—	11	13	4	.500	2-0-0-0	6	4
1998-99	3	0	3	0	—	5	11	0	.000	0-2-0-0	3	8



EDMONTON OILERS VS. TORONTO MAPLE LEAFS

YEARLY RECORD 1979-80 TO 2013-14

SEASON	GP	W	L	T	OTL	GF	GA	PTS	PCT.	AT EDMONTON			AT TORONTO		
										W-L-T-OTL	GF	GA	W-L-T-OTL	GF	GA
1999-00	3	0	2	0	1	4	10	1	.167	0-1-0-1	2	5	0-1-0-0	2	5
2000-01	3	1	2	0	0	8	8	2	.333	1-1-0-0	5	4	0-1-0-0	3	4
2001-02	2	1	1	0	0	5	5	2	.500	1-1-0-0	5	5	0-0-0-0	0	0
2002-03	3	2	1	0	0	10	9	4	.667	1-1-0-0	5	5	1-0-0-0	5	4
2003-04	2	1	1	0	0	4	6	2	.500	1-0-0-0	3	2	0-1-0-0	1	4
2004-05	DID NOT PLAY														
2005-06	1	0	1	0	0	2	3	0	.000	0-1-0-0	2	3	0-0-0-0	0	0
2006-07	1	0	1	0	0	3	4	0	.000	0-0-0-0	0	0	0-1-0-0	3	4
2007-08	DID NOT PLAY														
2008-09	2	1	1	0	0	6	6	2	.500	0-1-0-0	2	5	1-0-0-0	4	1
2009-10	2	1	1	0	0	7	7	2	.500	1-0-0-0	3	1	0-1-0-0	4	6
2010-11	2	1	1	0	0	6	4	2	.500	0-1-0-0	1	4	1-0-0-0	5	0
2011-12	2	0	1	0	1	6	10	1	.250	0-0-0-1	3	4	0-1-0-0	3	6
2012-13	DID NOT PLAY														
2013-14	2	0	1	0	1	5	10	1	.250	0-1-0-0	0	4	0-0-0-1	5	6
TOTALS	92	41	40	8	3	367	336	93	.511	24-17-6-2	189	159	17-23-2-1	178	177

EDMONTON OILERS VS. TORONTO MAPLE LEAFS

2013-14 RESULTS & STATISTICS

AT EDMONTON			WINNING GOAL			AT TORONTO			WINNING GOAL		
29 Oct '13	TOR 4 @ EDM 0		Phil Kessel			12 Oct '13	EDM 5 @ TOR 6 (OT)		Dave Bolland		

OILERS	GP	G	A	P	+/-	PIM	PP	SH	MAPLE LEAFS	GP	G	A	P	+/-	PIM	PP	SH
Mark Arcobello	2	0	3	3	2	0	0	0	Nazem Kadri	2	2	3	5	5	0	0	0
Ryan Smyth	1	2	0	2	2	0	0	0	Phil Kessel	2	2	3	5	5	0	0	0
Jordan Eberle	2	1	1	2	0	0	0	0	James van Riemsdyk	2	3	0	3	5	2	1	0
Taylor Hall	1	0	2	2	1	0	0	0	Dion Phaneuf	2	0	3	3	5	0	0	0
Boyd Gordon	2	1	0	1	-1	0	0	0	Mason Raymond	2	0	3	3	0	0	0	0
Ryan Nugent-Hopkins	2	1	0	1	-4	0	1	0	Joffrey Lupul	2	2	0	2	2	0	0	0
Anton Belov	2	0	1	1	-3	0	0	0	Cody Franson	2	0	2	2	-1	2	0	0
Justin Schultz	2	0	1	1	-3	0	0	0	Dave Bolland	2	1	0	1	-1	2	0	0
David Perron	1	0	1	1	-3	4	0	0	Jake Gardiner	2	0	1	1	3	2	0	0
Will Acton	2	0	0	0	-1	0	0	0	Morgan Rielly	2	0	1	1	0	2	0	0
Andrew Ference	2	0	0	0	0	0	0	0	Tyler Bozak	1	0	1	1	2	0	0	0
Luke Gazdic	2	0	0	0	0	10	0	0	David Broll	1	0	1	1	1	0	0	0
Ales Hemsky	2	0	0	0	-1	0	0	0	Carter Ashton	2	0	0	0	-1	0	0	0
Jeff Petry	2	0	0	0	-2	0	0	0	Carl Gunnarsson	2	0	0	0	2	0	0	0
Nick Schultz	2	0	0	0	0	0	0	0	Jay McClement	2	0	0	0	-1	0	0	0
Ladislav Smid	2	0	0	0	-1	0	0	0	Colton Orr	2	0	0	0	-1	12	0	0
Mike Brown	1	0	0	0	0	0	0	0	Paul Ranger	2	0	0	0	1	0	0	0
Ben Eager	1	0	0	0	0	0	0	0	David Clarkson	1	0	0	0	0	0	0	0
Sam Gagner	1	0	0	0	-3	2	0	0	Josh Leivo	1	0	0	0	-1	0	0	0
Denis Grebeshkov	1	0	0	0	-1	0	0	0	Frazer McLaren	1	0	0	0	0	0	0	0
Jesse Joensuu	1	0	0	0	-2	2	0	0	Trevor Smith	1	0	0	0	0	0	0	0
Ryan Jones	1	0	0	0	0	0	0	0									
Nail Yakupov	1	0	0	0	-4	2	0	0									

OILERS GOALTENDERS	GP	MIN	W-L-OT	GA	SA	SV	GAA	SV%
Devan Dubnyk	1	62	0-0-1	6	26	20	5.79	.769
Richard Bachman	1	60	0-1-0	4	26	22	4.00	.846

MAPLE LEAFS GOALTENDERS	GP	MIN	W-L-OT	GA	SA	SV	GAA	SV%
James Reimer	1	60	1-0-0	0	43	43	0.00	1.000
Jonathan Bernier	1	62	1-0-0	5	31	26	4.86	.839

GOALS BY PERIOD	1	2	3	OT	TOTAL	SHOTS BY PERIOD	1	2	3	OT	TOTAL
Oilers	2	1	2	0	5	Oilers	20	27	27	0	74
Maple Leafs	3	3	3	1	10	Maple Leafs	22	13	15	2	52

POWERPLAY	PPG	ATT	PCT.	PENALTY KILLING	PK	TSH	PCT.
Oilers	1	5	20.0	Oilers	3	4	75.0
Maple Leafs	1	4	25.0	Maple Leafs	4	5	80.0



VANCOUVER CANUCKS

Rogers Arena
800 Griffiths Way
Vancouver, BC V6B 6G1

2014-15 GAMES VS. VANCOUVER

At Edmonton – October 17, November 1,
November 19
At Vancouver – October 11, April 1

CLUB DIRECTORY

Chairman, Canucks L.P. and Governor, NHL.....	Francesco Aquilini
Alternate Governors, NHL.....	Roberto Aquilini, Paolo Aquilini
President and Alt. Governor, NHL.....	Trevor Linden
Chief Operating Officer and Alt. Governor, NHL.....	Victor de Bonis
Vice President, Hockey Administration, Entertainment and Content.....	TC Carling
Vice President, Communications and Community Partnerships.....	Chris Brumwell
President and Alt. Governor, NHL.....	Trevor Linden
General Manager and Alt. Governor, NHL.....	Jim Benning
Vice President, Hockey Operations and Asst. G.M.	Laurence Gilman
Assistant G.M.	Lorne Henning
Vice President, Player Personnel.....	John Weisbrod
Sr. Advisor to GM & Director, Player Development.....	Stan Smyl
Director, Player Personnel.....	Eric Crawford
Manager, Team Services.....	Mike Brown
Head Coach.....	Willie Desjardins
Assistant Coaches.....	Glen Gulutzan, Doug Lidster, Perry Pearson
Goaltending Coach / Video Coach.....	Roland Melanson / Ben Cooper
Director, Media Relations and Team Operations.....	Ben Brown
Manager, Media Relations and Publications.....	Stephanie Maniago
Coordinator, Media Relations and Publications.....	Alfred De Vera
Arena (Capacity)	Rogers Arena (18,910)
Media Relations Phone.....	(604) 899-4600
Website	www.canucks.com

EDMONTON OILERS VS. VANCOUVER CANUCKS

YEARLY RECORD 1979-80 TO 2013-14

SEASON	GP	W	L	T	OTL	GF	GA	PTS	PCT.	AT EDMONTON			AT VANCOUVER		
										W-L-T-OTL	GF	GA	W-L-T-OTL	GF	GA
1979-80	4	1	2	1	—	11	17	3	.375	0-1-1-0	6	9	1-1-0-0	5	8
1980-81	4	2	2	0	—	19	13	4	.500	1-1-0-0	9	7	1-1-0-0	10	6
1981-82	8	5	2	1	—	36	25	11	.688	4-0-0-0	26	10	1-2-1-0	10	15
1982-83	8	5	2	1	—	42	25	11	.688	2-1-1-0	18	13	3-1-0-0	24	12
1983-84	8	6	1	1	—	51	32	13	.813	3-0-1-0	29	16	3-1-0-0	22	16
1984-85	8	3	3	2	—	38	28	8	.500	3-1-0-0	22	8	0-2-2-0	16	20
1985-86	8	7	0	1	—	51	23	15	.938	3-0-1-0	31	12	4-0-0-0	20	11
1986-87	8	7	0	1	—	44	23	15	.938	4-0-0-0	19	9	3-0-1-0	25	14
1987-88	8	7	0	1	—	46	27	15	.938	4-0-0-0	25	15	3-0-1-0	21	12
1988-89	8	3	5	0	—	23	30	6	.375	2-2-0-0	11	13	1-3-0-0	12	17
1989-90	8	6	1	1	—	31	19	13	.813	3-1-0-0	18	13	3-0-1-0	14	6
1990-91	8	5	3	0	—	41	34	10	.625	4-0-0-0	23	14	1-3-0-0	18	20
1991-92	7	5	2	0	—	35	26	10	.714	2-1-0-0	15	9	3-1-0-0	20	17
1992-93	7	3	4	0	—	26	25	6	.429	2-2-0-0	15	11	1-2-0-0	11	14
1994-95	5	1	3	1	—	14	24	3	.300	0-2-0-0	3	10	1-1-1-0	11	14
1995-96	6	2	2	2	—	21	20	6	.500	1-1-1-0	10	9	1-1-1-0	11	11
1996-97	5	2	2	1	—	19	12	5	.500	1-1-1-0	8	7	1-1-0-0	11	5
1997-98	5	1	4	0	—	12	20	2	.200	1-1-0-0	6	8	0-3-0-0	6	12
1998-99	6	5	0	1	—	20	9	11	.917	3-0-0-0	12	6	2-0-1-0	8	3
1999-00	6	3	1	1	1	20	19	8	.667	1-1-1-0	8	8	2-0-0-1	12	11
2000-01	5	2	2	0	1	16	18	5	.500	1-1-0-1	10	11	1-1-0-0	6	7
2001-02	5	2	1	2	0	12	10	6	.600	1-1-0-0	6	6	1-0-2-0	6	4
2002-03	5	0	2	1	2	13	20	3	.300	0-2-0-1	7	13	0-0-1-1	6	7
2003-04	6	2	3	0	1	15	20	5	.417	1-1-0-1	7	10	1-2-0-0	8	10
2004-05	DID NOT PLAY														
2005-06	8	6	1	0	1	31	27	13	.813	3-1-0-0	13	11	3-0-0-1	18	16



EDMONTON OILERS VS. VANCOUVER CANUCKS

YEARLY RECORD 1979-80 TO 2013-14

SEASON	GP	W	L	T	OTL	GF	GA	PTS	PCT.	AT EDMONTON		AT VANCOUVER			
										W-L-T-OTL	GF	GA	W-L-T-OTL	GF	GA
2006-07	8	2	5	0	1	17	24	5	.313	1-3-0-0	7	14	1-2-0-1	10	10
2007-08	8	4	4	0	0	16	23	8	.500	2-2-0-0	10	14	2-2-0-0	6	9
2008-09	6	3	3	0	0	18	19	6	.500	2-1-0-0	10	7	1-2-0-0	8	12
2009-10	6	2	3	0	1	11	19	5	.416	2-0-0-1	7	6	0-3-0-0	4	13
2010-11	6	2	4	0	0	13	16	4	.333	1-2-0-0	6	6	1-2-0-0	7	10
2011-12	6	1	4	0	1	13	22	3	.250	1-2-0-0	8	11	0-2-0-1	5	11
2012-13	5	3	1	0	1	16	11	7	.700	2-0-0-1	13	5	1-1-0-0	3	6
2013-14	5	2	3	0	0	12	16	4	.400	1-1-0-0	6	4	1-2-0-0	6	12
TOTALS	221	112	80	19	10	823	728	253	.576	64-34-7-5	436	334	48-46-12-5	387	394

EDMONTON OILERS VS. VANCOUVER CANUCKS

2013-14 RESULTS & STATISTICS

AT EDMONTON		WINNING GOAL	AT VANCOUVER		WINNING GOAL
12 Apr '14	VAN 2 @ EDM 5	Will Acton	27 Jan '14	EDM 4 @ VAN 2	Jesse Joensuu
21 Jan '14	VAN 2 @ EDM 1	Zack Kassian	13 Dec '13	EDM 0 @ VAN 4	Daniel Sedin
			05 Oct '13	EDM 2 @ VAN 6	Jannik Hansen

OILERS	GP	G	A	P	+/-	PIM	PP	SH	CANUCKS	GP	G	A	P	+/-	PIM	PP	SH
Taylor Hall	5	0	5	5	-1	4	0	0	Jason Garrison	5	1	4	5	0	2	0	1
David Perron	5	3	4	1	12	0	0	0	Zack Kassian	4	3	1	4	1	0	0	0
Jordan Eberle	5	2	0	2	2	2	1	0	Daniel Sedin	5	2	2	4	2	0	2	0
Jeff Petry	5	2	0	2	1	0	0	0	Ryan Kesler	5	1	3	4	-1	9	0	0
Ryan Nugent-Hopkins	4	1	1	2	2	2	0	0	Henrik Sedin	3	0	3	3	1	6	0	0
Will Acton	2	1	1	2	2	7	0	0	Jordan Schroeder	2	2	0	2	-1	0	0	0
Sam Gagner	3	0	2	2	0	0	0	0	Brad Richardson	5	1	1	2	2	0	0	1
Nail Yakupov	3	0	2	2	-1	0	0	0	Dale Weise	3	1	1	2	1	0	1	0
Steven Pinizzotto	3	0	2	2	1	0	0	0	Shawn Matthias	1	1	1	2	0	0	0	0
Boyd Gordon	4	1	0	1	-2	2	0	0	David Booth	5	0	2	2	0	0	0	0
Jesse Joensuu	4	1	0	1	0	0	0	0	Dan Hamhuis	5	1	0	1	1	2	0	0
Roman Horak	1	1	0	1	0	0	0	0	Jannik Hansen	5	1	0	1	0	8	0	0
Justin Schultz	5	0	1	1	-3	0	0	0	Chris Higgins	4	1	0	1	-2	2	0	0
Ryan Smyth	4	0	1	1	-5	6	0	0	Kellan Lain	1	1	0	1	1	0	0	0
Martin Marincin	3	0	1	1	-2	0	0	0	Yannick Weber	5	0	1	1	0	0	0	0
Ales Hemyk	2	0	1	1	-2	0	0	0	Kevin Bieksa	4	0	1	1	3	11	0	0
Philip Larsen	2	0	1	1	0	2	0	0	Alexander Edler	4	0	1	1	-5	6	0	0
Ladislav Smid	1	0	1	1	-2	2	0	0	Ryan Stanton	4	0	1	1	-3	4	0	0
Anton Belov	4	0	0	0	-1	4	0	0	Tom Sestito	3	0	1	1	1	7	0	0
Luke Gazdic	4	0	0	0	-2	5	0	0	Mike Santorelli	2	0	1	1	1	0	0	0
Nick Schultz	4	0	0	0	0	2	0	0	Zac Dalpe	4	0	0	0	0	2	0	0
Mark Arcobello	3	0	0	0	-3	2	0	0	Christopher Tanev	4	0	0	0	2	0	0	0
Andrew Ference	3	0	0	0	-1	2	0	0	Alexandre Burrows	3	0	0	0	-1	2	0	0
Matt Hendricks	3	0	0	0	-1	0	0	0	Frank Corrado	1	0	0	0	0	0	0	0
Ryan Jones	2	0	0	0	-2	5	0	0	Nicklas Jensen	1	0	0	0	-1	2	0	0
Corey Potter	2	0	0	0	-1	0	0	0	Jeremy Welsh	1	0	0	0	0	0	0	0
Mike Brown	1	0	0	0	0	12	0	0	Michael Zalewski	1	0	0	0	0	0	0	0
Mark Fraser	1	0	0	0	0	0	0	0									
Oscar Klefbom	1	0	0	0	1	0	0	0									
Anton Lander	1	0	0	0	0	0	0	0									
Tyler Pitlick	1	0	0	0	0	0	0	0									

OILERS GOALTENDERS	GP	MIN	W-L-OT	GA	SA	SV	GAA	SV%
Ben Scrivens	2	119	1-1-0	4	69	65	2.02	.942
Ilya Bryzgalov	1	60	1-0-0	2	27	25	2.00	.926
Jason LaBarbera	1	24	0-0-0	0	12	12	0.00	1.000
Devan Dubnyk	2	94	0-2-0	9	71	62	5.75	.873

CANUCKS GOALTENDERS	GP	MIN	W-L-OT	GA	SA	SV	GAA	SV%
Roberto Luongo	4	239	3-1-0	6	90	84	1.51	.933
Jacob Markstrom	1	60	0-1-0	5	22	17	5.00	.773

GOALS BY PERIOD	1	2	3	OT	TOTAL	SHOTS BY PERIOD	1	2	3	OT	TOTAL
Oilers	5	3	4	0	12	Oilers	28	40	45	0	113
Canucks	5	6	5	0	16	Canucks	72	53	55	0	180

POWERPLAY	PPG	ATT	PCT.	PENALTY KILLING	PK	TSH	PCT.
Oilers	1	17	5.9	Oilers	13	16	81.2
Canucks	3	16	18.8	Canucks	16	17	94.1



WASHINGTON CAPITALS

Verizon Center
601 F Street NW
Washington, DC 20004

2014-15 GAMES VS. WASHINGTON

At Edmonton – October 22
At Washington – January 20

CLUB DIRECTORY

Ownership.....	Monumental Sports & Entertainment
Chairman, Majority Owner and CEO.....	Ted Leonis
Vice Chairman and President, C.O.O.	Dick Patrick
Vice Chairmen.....	Raul Fernandez, Sheila Johnson
Senior Vice President and General Manager.....	Brian MacLellan
Assistant General Manager.....	Ross Mahoney
Assistant General Manager, Dir. of Legal Affairs.....	Don Fishman
Head Coach.....	Barry Trotz
Assistant Coaches.....	Lane Lambert, Todd Reirden, Blaine Forsythe
Video Coach.....	Brett Leonhardt
Goaltending Coach.....	Mitch Korn
Manager, Team Services.....	Rob Tillotson
Director, Player Development.....	Steve Richmond
Director, Scouting Operations.....	Kris Wagner
Senior Director, Communications.....	Sergey Kocharov
Media Relations Manager.....	Pace Sagester
Communications Coordinator.....	Megan Eichenberg
Radio Rightsholder.....	WJFK
Radio Play-by-Play / Analyst.....	John Walton / Ken Sabourin
Television Rightsholder.....	Comcast SportsNet
Television Play-by-Play / Analyst.....	Joe Beninati / Craig Laughlin
Television Reporters / Studio Analyst.....	Al Koken, Jill Sorenson / Alan May
Arena (Capacity).....	Verizon Center (18,506)
Media Relations Phone.....	(202) 266-2200
Website.....	www.washingtoncaps.com

EDMONTON OILERS VS. WASHINGTON CAPITALS

YEARLY RECORD 1979-80 TO 2013-14

SEASON	GP	W	L	T	OTL	GF	GA	PTS	PCT.	AT EDMONTON				AT WASHINGTON			
										W-L-T-OTL	GF	GA	PCT.	W-L-T-OTL	GF	GA	PCT.
1979-80	4	3	1	0	—	22	13	6	.750	1-1-0-0	12	8		0-2-0-0	10	5	
1980-81	4	1	2	1	—	14	17	3	.375	1-0-1-0	8	5		0-2-0-0	6	12	
1981-82	3	2	0	1	—	15	10	5	.833	1-0-0-0	5	3		1-0-1-0	10	7	
1982-83	3	2	0	1	—	14	9	5	.833	1-0-1-0	9	6		1-0-0-0	5	3	
1983-84	3	2	1	0	—	20	16	4	.667	1-0-0-0	11	3		1-1-0-0	9	13	
1984-85	3	1	0	2	—	14	11	4	.667	0-0-2-0	6	6		1-0-0-0	8	5	
1985-86	3	0	3	0	—	8	15	0	.000	0-1-0-0	2	5		0-2-0-0	6	10	
1986-87	3	1	2	0	—	11	13	2	.333	1-1-0-0	9	8		0-1-0-0	2	5	
1987-88	3	1	2	0	—	5	8	2	.333	1-0-0-0	3	2		0-2-0-0	2	6	
1988-89	3	1	2	0	—	9	16	2	.333	1-1-0-0	6	11		0-1-0-0	3	5	
1989-90	3	2	1	0	—	13	11	4	.667	0-1-0-0	3	4		2-0-0-0	10	7	
1990-91	3	0	3	0	—	6	12	0	.000	0-2-0-0	3	6		0-1-0-0	3	6	
1991-92	2	0	2	0	—	7	12	0	.000	0-1-0-0	5	6		0-1-0-0	2	6	
1992-93	2	1	1	0	—	7	6	2	.500	1-0-0-0	4	2		0-1-0-0	3	4	
1993-94	2	0	1	1	—	4	5	1	.250	0-1-0-0	2	3		0-0-1-0	2	2	
1994-95																	
										DID NOT PLAY							
1995-96	2	0	2	0	—	4	8	0	.000	0-1-0-0	1	2		0-1-0-0	3	6	
1996-97	2	2	0	0	—	7	2	2	1.000	1-0-0-0	4	1		1-0-0-0	3	1	
1997-98	2	1	1	0	—	5	4	2	.500	1-0-0-0	4	2		0-1-0-0	1	2	
1998-99	2	1	1	0	—	11	6	2	.500	1-0-0-0	8	2		0-1-0-0	3	4	
1999-00	1	1	0	0	0	6	2	2	1.000	1-0-0-0	6	2		0-0-0-0	0	0	
2000-01	1	0	1	0	0	0	4	0	.000	0-0-0-0	0	0		0-1-0-0	0	4	



EDMONTON OILERS VS. WASHINGTON CAPITALS

YEARLY RECORD 1979-80 TO 2013-14

SEASON	GP	W	L	T	OTL	GF	GA	PTS	PCT.	AT EDMONTON		AT WASHINGTON			
										W-L-T-OTL	GF GA	W-L-T-OTL	GF GA		
2001-02	2	1	1	0	0	6	5	2	.500	1-0-0-0	4	1	0-1-0-0	2	4
2002-03	1	1	0	0	0	5	3	2	1.000	1-0-0-0	5	3	0-0-0-0	0	0
2003-04	1	0	1	0	0	0	1	0	.000	0-0-0-0	0	0	0-1-0-0	0	1
2004-05	DID NOT PLAY														
2005-06	DID NOT PLAY														
2006-07	1	1	0	0	0	4	0	2	1.000	1-0-0-0	4	0	0-0-0-0	0	0
2007-08	1	0	0	0	1	4	5	1	.500	0-0-0-0	0	0	0-0-0-1	4	5
2008-09	1	1	0	0	0	5	2	2	1.000	0-0-0-0	0	0	1-0-0-0	5	2
2009-10	1	0	1	0	0	2	4	0	.000	0-1-0-0	2	4	0-0-0-0	0	0
2010-11	1	0	1	0	0	0	5	0	.000	0-0-0-0	0	0	0-1-0-0	0	5
2011-12	1	1	0	0	0	2	1	2	1.000	1-0-0-0	2	1	0-0-0-0	0	0
2012-13	DID NOT PLAY														
2013-14	2	0	2	0	0	3	8	0	.000	0-1-0-0	1	4	0-1-0-0	2	4
TOTALS	66	27	33	6	1	233	234	61	.477	17-12-4-0	129	200	10-20-2-1	104	134

EDMONTON OILERS VS. WASHINGTON CAPITALS

2013-14 RESULTS & STATISTICS

AT EDMONTON	WINNING GOAL	AT WASHINGTON	WINNING GOAL
24 Oct '13 WSH 4 @ EDM 1	Joel Ward	14 Oct '13 EDM 2 @ WSH 4	Alex Ovechkin

OILERS	GP	G	A	P	+/-	PIM	PP	SH	CAPITALS	GP	G	A	P	+/-	PIM	PP	SH
Justin Schultz	2	1	1	2	-1	0	0	0	Nicklas Backstrom	2	1	4	5	1	0	0	0
David Perron	2	0	2	2	3	4	0	0	Alex Ovechkin	2	2	4	1	2	0	0	0
Will Acton	2	1	0	1	1	0	0	0	Marcus Johansson	2	0	3	3	1	0	0	0
Boyd Gordon	2	1	0	1	1	0	0	0	Joel Ward	2	2	0	2	2	0	1	0
Anton Belov	2	0	1	1	0	2	0	0	Jason Chimera	2	1	2	2	2	2	0	0
Jeff Petry	2	0	1	1	-2	2	0	0	Mikhail Grabovski	2	0	2	2	3	0	0	0
Mark Arcobello	2	0	0	0	1	2	0	0	Troy Brouwer	2	1	0	1	1	2	1	0
Jordan Eberle	2	0	0	0	-3	0	0	0	Brooks Laich	2	1	0	1	1	0	0	0
Andrew Ference	2	0	0	0	0	0	0	0	John Carlson	2	0	1	1	2	0	0	0
Luke Gazdic	2	0	0	0	0	2	0	0	Steve Olesky	2	0	1	1	0	0	0	0
Ales Hemsky	2	0	0	0	-1	0	0	0	Karl Alzner	2	0	0	0	2	2	0	0
Ryan Nugent-Hopkins	2	0	0	0	-6	0	0	0	Martin Erat	2	0	0	0	0	0	0	0
Nick Schultz	2	0	0	0	-1	0	0	0	Eric Fehr	2	0	0	0	-1	0	0	0
Ladislav Smid	2	0	0	0	-2	2	0	0	Mike Green	2	0	0	0	1	6	0	0
Mike Brown	1	0	0	0	0	2	0	0	Nate Schmidt	2	0	0	0	0	0	0	0
Ben Eager	1	0	0	0	0	0	0	0	Tom Wilson	2	0	0	0	-1	2	0	0
Taylor Hall	1	0	0	0	-2	0	0	0	Jay Beagle	1	0	0	0	0	0	0	0
Jesse Joensuu	1	0	0	0	1	0	0	0	John Erskine	1	0	0	0	0	2	0	0
Ryan Jones	1	0	0	0	0	0	0	0	Alexander Urbom	1	0	0	0	1	2	0	0
Tyler Pitlick	1	0	0	0	0	0	0	0	Aaron Volpatti	1	0	0	0	-1	0	0	0
Ryan Smyth	1	0	0	0	0	0	0	0									
Nail Yakupov	1	0	0	0	-4	0	0	0									

OILERS GOALTENDERS	GP	MIN	W-L-OT	GA	SA	SV	GAA	SV%
Devan Dubnyk	1	60	0-1-0	4	26	22	4.01	.846
Jason LaBarbera	1	58	0-1-0	4	20	16	4.12	.800
CAPITALS GOALTENDER	GP	MIN	W-L-OT	GA	SA	SV	GAA	SV%
Braden Holtby	2	120	2-0-0	3	61	58	1.50	.951

GOALS BY PERIOD	1	2	3	OT	TOTAL	SHOTS BY PERIOD	1	2	3	OT	TOTAL
Oilers	1	0	2	0	3	Oilers	22	19	20	0	61
Capitals	2	4	2	0	8	Capitals	14	15	17	0	46
POWERPLAY	PPG	ATT	PCT.	PENALTY KILLING	PK	TSH	PCT.				
Oilers	0	6	0.0	Oilers	3	5	60.0				
Capitals	2	5	40.0	Capitals	6	6	100.0				



WINNIPEG JETS
 MTS Centre
 300 Portage Avenue
 Winnipeg, MB R3C 5S4

2014-15 GAMES VS. WINNIPEG
 At Edmonton – March 23
 At Winnipeg – December 3, February 16

CLUB DIRECTORY

Executive Chairman & Governor	Mark Chipman
Executive VP & Chief Operating Officer	John Olfert
Executive VP & General Manager	Kevin Cheveldayoff
President, TN Development	Jim Ludlow
Senior VP & Assistant General Manager	Craig Heisinger
Assistant General Manager	Larry Simmons
Executive Assistant, Hockey Operations	Katie Ferniuk
Head Coach	Paul Maurice
Assistant Coaches	Charlie Huddy, Pascal Vincent
Goaltending Coach	Wade Flaherty
Video Coach	Matt Prefontaine
Coordinator, Team Services	Chris Kreviazuk
Director, Pro Scouting	Mark Dobson
Director, Amateur Scouting	Marcel Comeau
Manager, Hockey Communications	TBA
Coordinator, Hockey Communications	Kalen Qually
Arena (Capacity)	MTS Centre (15,004)
Media Relations Phone	(204) 987-7825
Website	www.winnipegjets.com

EDMONTON OILERS VS. WINNIPEG JETS (ATLANTA THRASHERS)

YEARLY RECORD 1999-00 TO 2013-14

SEASON	GP	W	L	T	OTL	GF	GA	PTS	PCT.	AT EDMONTON			AT WINNIPEG/ATLANTA		
										W-L-T-OTL	GF	GA	W-L-T-OTL	GF	GA
1999-00	2	2	0	0	0	8	4	4	1.000	1-0-0-0	5	4	1-0-0-0	3	0
2000-01	1	0	1	0	0	1	3	0	.000	0-1-0-0	1	3	0-0-0-0	0	0
2001-02	1	0	1	0	0	2	3	0	.000	0-0-0-0	0	0	0-1-0-0	2	3
2002-03	2	1	0	1	0	6	3	3	.750	0-0-1-0	3	3	1-0-0-0	3	0
2003-04	1	1	0	0	0	5	1	2	1.000	1-0-0-0	5	1	0-0-0-0	0	0
2004-05										DID NOT PLAY					
2005-06										DID NOT PLAY					
2006-07	1	1	0	0	0	5	1	2	1.000	1-0-0-0	5	1	0-0-0-0	0	0
2007-08	1	1	0	0	0	4	2	2	1.000	0-0-0-0	0	0	1-0-0-0	4	2
2008-09	1	0	0	0	1	3	4	1	.500	0-0-0-1	3	4	0-0-0-0	0	0
2009-10	1	0	1	0	0	2	3	0	.000	0-0-0-0	0	0	0-1-0-0	2	3
2010-11	1	1	0	0	0	5	3	2	1.000	1-0-0-0	5	3	0-0-0-0	0	0
2011-12	1	1	0	0	0	5	3	2	1.000	0-0-0-0	0	0	1-0-0-0	5	3
2012-13										DID NOT PLAY					
2013-14	3	1	1	0	1	12	10	3	.500	1-1-0-0	10	7	0-0-0-1	2	3
TOTALS	19	9	4	1	2	58	40	21	.692	5-2-1-1	37	26	4-2-0-1	21	14
ATLANTA	12	7	3	1	1	41	27	16	.666	4-1-1-1	27	19	3-2-0-0	14	8
WINNIPEG	4	2	1	0	1	17	13	5	1.000	1-1-0-0	10	7	2-0-0-1	12	9

* Franchise in Atlanta from 1999-00 to 2010-11. Moved to Winnipeg for 2011-12 season.



EDMONTON OILERS VS. WINNIPEG JETS

2013-14 RESULTS & STATISTICS

AT EDMONTON

23 Dec '13 WPG 2 @ EDM 6
01 Oct '13 WPG 5 @ EDM 4

WINNING GOAL

David Perron
Michael Frolik

AT WINNIPEG

18 Jan '14 EDM 2 @ WPG 3 (OT)

WINNING GOAL

Jacob Trouba

OILERS	GP	G	A	P	+/-	PIM	PP	SH	JETS	GP	G	A	P	+/-	PIM	PP	SH
Taylor Hall	3	1	4	5	0	2	1	0	Jacob Trouba	3	3	1	4	4	0	0	1
Jordan Eberle	3	2	2	4	1	0	2	0	Dustin Byfuglien	3	0	4	4	0	8	0	0
David Perron	3	2	1	3	1	0	0	0	Bryan Little	3	1	2	3	1	12	0	0
Ales Hemsky	2	1	2	3	-1	0	0	0	Michael Frolik	3	2	0	2	0	2	0	0
Ryan Nugent-Hopkins	2	0	3	3	1	0	0	0	Mark Scheifele	3	2	0	2	0	0	1	0
Jeff Petry	3	1	1	2	-1	4	0	0	Tobias Enstrom	3	0	2	2	-1	6	0	0
Sam Gagner	2	1	1	2	1	2	0	0	Blake Wheeler	3	0	2	2	2	0	0	0
Nail Yakupov	2	1	1	2	0	12	0	0	Andrew Ladd	3	1	0	1	2	14	1	0
Justin Schultz	3	0	2	2	1	0	0	0	Mark Stuart	3	1	0	1	1	26	0	0
Luke Gazdic	3	1	0	1	0	12	0	0	Zach Bogosian	3	0	1	1	0	15	0	0
Boyd Gordon	3	1	0	1	-3	2	1	0	Olli Jokinen	3	0	1	1	2	0	0	0
Jesse Joensuu	3	1	0	1	-1	4	1	0	Devin Setoguchi	3	0	1	1	0	0	0	0
Andrew Ference	3	0	1	1	1	0	0	0	Eric O'Dell	2	0	1	1	0	4	0	0
Ryan Smyth	3	0	1	1	-3	4	0	0	Eric Tangradi	1	0	1	1	0	0	0	0
Mark Arcobello	2	0	1	1	-1	0	0	0	Chris Thorburn	3	0	0	0	-2	15	0	0
Will Acton	1	0	1	1	1	0	0	0	James Wright	3	0	0	0	0	0	0	0
Anton Belov	3	0	0	0	-2	0	0	0	Evander Kane	2	0	0	0	-2	2	0	0
Nick Schultz	3	0	0	0	-2	2	0	0	Adam Pardy	2	0	0	0	-2	0	0	0
Mike Brown	1	0	0	0	1	0	0	0	Anthony Peluso	2	0	0	0	-1	0	0	0
Matt Hendricks	1	0	0	0	0	5	0	0	Keaton Ellerby	1	0	0	0	1	0	0	0
Ryan Jones	1	0	0	0	1	2	0	0	Paul Postma	1	0	0	0	-1	2	0	0
Anton Lander	1	0	0	0	0	0	0	0	Jim Slater	1	0	0	0	-1	0	0	0
Martin Marincin	1	0	0	0	-1	0	0	0									
Corey Potter	1	0	0	0	1	0	0	0									
Ladislav Smid	1	0	0	0	1	2	0	0									

OILERS GOALTENDERS

	GP	MIN	W-L-OT	GA	SA	SV	GAA	SV%
Ilya Bryzgalov	2	121	1-0-1	5	59	54	2.48	.915
Devan Dubnyk	1	58	0-1-0	5	28	23	5.18	.821

JETS GOALTENDER

	GP	MIN	W-L-OT	GA	SA	SV	GAA	SV%
Ondrej Pavelec	3	181	2-1-0	12	90	78	3.97	.867

GOALS BY PERIOD

	1	2	3	OT	TOTAL	SHOTS BY PERIOD	1	2	3	OT	TOTAL
Oilers	4	4	4	0	12	Oilers	37	24	28	1	90
Jets	3	2	4	1	10	Jets	25	38	22	2	87

POWERPLAY

	PPG	ATT	PCT.	PENALTY KILLING	PK	TSH	PCT.
Oilers	5	18	27.8	Oilers	11	13	84.6
Jets	2	13	15.4	Jets	13	18	72.2



EDMONTON OILERS YEARLY RECORD – 1979-80 TO 2013-14

SEASON	GP	W	L	T	OTL	GF	GA	PTS	PCT.	NHL RANK	FINISHED	PLAYOFF RESULT
1979-80	80	28	39	13	—	301	322	69	.431	16	4th Smythe	Lost Preliminary Round
1980-81	80	29	35	16	—	328	327	74	.463	14	4th Smythe	Lost Quarter-Final
1981-82	80	48	17	15	—	417	295	111	.694	2	1st Smythe	Lost Division Semi-Final
1982-83	80	47	21	12	—	424	315	106	.663	3	1st Smythe	Lost Stanley Cup Final
1983-84	80	57	18	5	—	446	314	119	.744	1	1st Smythe	WON STANLEY CUP
1984-85	80	49	20	11	—	401	298	109	.681	2	1st Smythe	WON STANLEY CUP
1985-86	80	56	17	7	—	426	310	119	.744	1	1st Smythe	Lost Division Semi-Final
1986-87	80	50	24	6	—	372	284	106	.663	1	1st Smythe	WON STANLEY CUP
1987-88	80	44	25	11	—	363	288	99	.619	3	2nd Smythe	WON STANLEY CUP
1988-89	80	38	34	8	—	325	306	84	.525	7	3rd Smythe	Lost Division Semi-Final
1989-90	80	38	28	14	—	315	283	90	.563	5	2nd Smythe	WON STANLEY CUP
1990-91	80	37	37	6	—	272	272	80	.500	11	3rd Smythe	Lost Conference Final
1991-92	80	36	34	10	—	295	297	82	.513	12	3rd Smythe	Lost Conference Final
1992-93	84	26	50	8	—	242	337	60	.357	20	5th Smythe	Out of Playoffs
1993-94	84	25	45	14	—	261	305	64	.381	23	6th Pacific	Out of Playoffs
1994-95	48	17	27	4	—	136	183	38	.396	22	5th Pacific	Out of Playoffs
1995-96	82	30	44	8	—	240	304	68	.415	21	5th Pacific	Out of Playoffs
1996-97	82	36	37	9	—	252	247	81	.494	13	3rd Pacific	Lost Conference Semi-Final
1997-98	82	35	37	10	—	215	224	80	.488	15	3rd Pacific	Lost Conference Semi-Final
1998-99	82	33	37	12	—	230	226	78	.476	16	2nd Northwest	Lost Conference Quarter-Final
1999-00	82	32	26	16	8	226	212	88	.537	14	2nd Northwest	Lost Conference Quarter-Final
2000-01	82	39	28	12	3	243	222	93	.567	12	2nd Northwest	Lost Conference Quarter-Final
2001-02	82	38	28	12	4	205	182	92	.561	15	3rd Northwest	Out of Playoffs
2002-03	82	36	26	11	9	231	230	92	.561	14	4th Northwest	Lost Conference Quarter-Final
2003-04	82	36	29	12	5	221	208	89	.543	17	4th Northwest	Out of Playoffs
2004-05	—	—	—	—	—	—	—	—	—	—	Season Cancelled	— NHL Lockout
2005-06	82	41	28	13	—	256	251	95	.579	14	3rd Northwest	Lost Stanley Cup Final
2006-07	82	32	43	—	7	195	248	71	.433	25	5th Northwest	Out of Playoffs
2007-08	82	41	35	—	6	235	251	88	.537	19	4th Northwest	Out of Playoffs
2008-09	82	38	35	—	9	234	248	85	.518	21	4th Northwest	Out of Playoffs
2009-10	82	27	47	—	8	214	284	62	.378	30	5th Northwest	Out of Playoffs
2010-11	82	25	45	—	12	191	260	62	.378	30	5th Northwest	Out of Playoffs
2011-12	82	32	40	—	10	212	239	74	.451	29	5th Northwest	Out of Playoffs
2012-13	48	19	22	—	7	125	134	45	.469	24	3rd Northwest	Out of Playoffs
2013-14	82	29	44	—	9	203	270	67	.409	28	5th Pacific	Out of Playoffs

TOTALS 2698 1224 1102 262 110 9251 8976 2865 .454 15 5 STANLEY CUPS

EDMONTON OILERS YEARLY HOME RECORD – 1979-80 TO 2013-14

SEASON	GP	W	L	T	OTL	GF	GA	PTS	PCT.	NHL RANK	
1979-80	40	17	14	14	—	165	145	43	.538	15	
1980-81	40	17	13	10	—	178	151	44	.550	14	
1981-82	40	31	5	4	—	244	138	66	.825	2	
1982-83	40	25	9	6	—	212	148	56	.700	7	
1983-84	40	31	5	4	—	241	135	66	.825	1	
1984-85	40	26	7	7	—	207	136	59	.738	2	
1985-86	40	32	6	2	—	228	141	66	.825	2	
1986-87	40	29	6	5	—	199	124	63	.788	1	
1987-88	40	28	8	4	—	197	126	60	.750	1	
1988-89	40	21	16	3	—	172	150	45	.563	10	
1989-90	40	23	11	6	—	165	130	52	.650	5 T	
1990-91	40	22	15	3	—	134	119	47	.588	10	
1991-92	40	22	13	5	—	151	121	49	.613	10 T	
1992-93	42	16	21	5	—	132	151	37	.440	20	
1993-94	42	17	22	3	—	147	147	37	.440	21	
1994-95	24	11	12	1	—	69	84	23	.479	19	
1995-96	41	15	21	5	—	118	143	35	.427	23	
1996-97	41	21	16	4	—	124	117	46	.561	12	
1997-98	41	20	16	5	—	103	103	45	.549	11	
1998-99	41	17	19	5	—	113	112	39	.476	20	
1999-00	41	18	11	9	3	118	94	48	.585	15	
2000-01	41	23	9	7	2	124	92	55	.671	9	
2001-02	41	23	14	4	0	110	84	50	.610	11	
2002-03	41	20	12	5	4	111	105	49	.598	15	
2003-04	41	22	12	4	3	123	102	51	.622	11	
2004-05	—	—	—	—	—	—	—	—	—	—	Season Cancelled – NHL Lockout
2005-06	41	20	15	6	—	130	128	46	.561	23	
2006-07	41	19	19	—	3	114	127	41	.500	22	
2007-08	41	23	17	—	1	123	115	47	.573	18	
2008-09	41	18	17	—	6	109	114	42	.512	25	
2009-10	41	18	19	—	4	119	132	40	.488	30	
2010-11	41	13	22	—	6	89	119	32	.390	30	
2011-12	41	18	17	—	6	105	110	44	.537	29	
2012-13	24	9	11	—	4	61	71	22	.458	28	
2013-14	41	16	22	—	3	105	134	35	.390	28	

TOTALS 1349 701 472 125 51 4839 4148 1577 .520 15



EDMONTON OILERS YEARLY ROAD RECORD — 1979-80 TO 2013-14

SEASON	GP	W	L	T	OTL	GF	GA	PTS	PCT.	NHL RANK	
1979-80	40	11	25	4	—	136	177	26	.325	15	
1980-81	40	12	22	6	—	150	176	30	.375	15	
1981-82	40	17	12	11	—	173	157	45	.563	4	
1982-83	40	22	12	6	—	212	167	50	.625	1	
1983-84	40	26	13	1	—	205	179	53	.663	1	
1984-85	40	23	13	4	—	194	162	50	.625	1	
1985-86	40	24	11	5	—	198	169	53	.663	1	
1986-87	40	21	18	1	—	173	160	43	.538	1	
1987-88	40	16	17	7	—	166	162	39	.488	7	
1988-89	40	17	18	5	—	153	156	39	.488	4	
1989-90	40	15	17	8	—	150	153	38	.475	4T	
1990-91	40	15	22	3	—	138	153	33	.413	12	
1991-92	40	14	21	5	—	144	176	33	.413	11	
1992-93	42	10	29	3	—	110	186	23	.274	22	
1993-94	42	8	23	11	—	114	158	27	.321	23	
1994-95	24	6	15	3	—	67	99	15	.313	22	
1995-96	41	15	23	3	—	122	161	33	.402	17	
1996-97	41	15	21	5	—	128	130	35	.427	15	
1997-98	41	15	21	5	—	112	121	35	.427	18	
1998-99	41	16	18	7	—	117	114	39	.476	8	
1999-00	41	14	15	7	5	117	114	40	.488	15	
2000-01	41	16	19	5	1	119	130	38	.463	18	
2001-02	41	15	14	8	4	95	98	42	.512	14	
2002-03	41	16	14	6	5	120	125	43	.524	10	
2003-04	41	14	17	8	2	98	106	38	.463	15	
2004-05						Season Cancelled — NHL Lockout					
2005-06	41	21	13	7	—	126	123	49	.598	6	
2006-07	41	13	24	—	4	81	121	30	.366	26	
2007-08	41	18	18	—	5	112	136	41	.500	18	
2008-09	41	20	18	—	3	125	134	44	.537	12	
2009-10	41	9	28	—	4	95	152	22	.268	30	
2010-11	41	12	23	—	6	102	141	30	.366	30	
2011-12	41	14	23	—	4	102	122	32	.390	29	
2012-13	24	10	11	—	3	64	63	23	.479	18	
2013-14	41	13	22	—	6	94	133	32	.317	28	
TOTALS	1349	523	630	137	59	4403	4818	1242	.388	14	
HOME	1349	701	472	125	51	4839	4148	1577	.520		
ROAD	1349	523	630	137	59	4403	4818	1242	.388		
TOTALS	2698	1224	1102	262	110	9242	8966	2819	.454		

EDMONTON OILERS JERSEY RETIREMENT GAMES — 1979-80 TO 2013-14

PLAYER	NO	DATE	OPPONENT	RESULT
Al Hamilton	3	October 10, 1980	Quebec Nordiques	L. 4-7
Wayne Gretzky	99	October 1, 1999	New York Rangers	T. 1-1 OT
Jari Kurri	17	October 6, 2001	Phoenix Coyotes	W. 6-2
Grant Fuhr	31	October 9, 2003	San Jose Sharks	W. 5-2
Paul Coffey	7	October 18, 2005	Phoenix Coyotes	L. 3-4 OT
Mark Messier	11	February 27, 2007	Phoenix Coyotes	L. 0-3
Glenn Anderson	9	January 18, 2009	Phoenix Coyotes	W. 6-3



EDMONTON OILERS VS. OPPONENTS – OVERALL 1979-80 TO 2013-14

OPPONENT	GP	W	L	T	OL	GF	GA	PTS	OPPONENT	GP	W	L	T	OL	GF	GA	PTS
Anaheim	87	49	42	2	3	213	233	85	Nashville	59	26	26	3	4	173	166	59
Arizona	68	35	19	3	10	231	212	83	New Jersey	56	26	18	7	6	198	184	65
Boston	67	17	40	6	3	189	251	43	NY Islander	68	27	26	14	1	235	233	69
Buffalo	67	35	21	10	1	246	214	81	NY Rangers	66	30	25	9	2	231	233	71
Calgary	215	90	100	18	7	703	742	204	Ottawa	33	16	10	4	2	98	85	38
Carolina	19	7	8	4	0	46	59	18	Philadelphia	67	28	30	8	0	125	232	65
Chicago	123	52	58	12	0	421	436	117	Pittsburgh	68	37	26	4	1	295	240	79
Colorado	105	41	49	6	9	297	343	95	San Jose	101	44	40	12	5	299	298	105
Columbus	48	29	11	3	5	175	123	66	St. Louis	122	52	56	11	3	396	412	118
Dallas	78	17	49	4	8	183	270	46	Tampa Bay	29	17	9	2	1	86	77	37
Detroit	121	47	55	13	6	394	440	113	Toronto	92	41	40	8	3	367	336	93
Florida	24	13	8	3	0	72	55	29	Vancouver	221	112	80	19	10	823	728	253
Los Angeles	189	87	69	30	3	738	673	207	Washington	66	27	33	6	1	233	234	61
Minnesota	76	29	35	4	8	172	204	70	Winnipeg	4	2	1	0	1	17	13	5
Montreal	77	35	35	4	3	255	254	76									
TOTALS	GP: 2698	W: 1224	L: 1102	T: 262	OL: 109	GF: 9206	GA: 8947	PTS: 2820	PCT: .523								

EDMONTON OILERS VS OPPONENTS – CAREER HOME 1979-80 TO 2013-14

OPPONENT	GP	W	L	T	OL	GF	GA	PTS	OPPONENT	GP	W	L	T	OL	GF	GA	PTS
Anaheim	43	23	17	0	3	100	106	49	Nashville	29	14	12	0	3	81	82	31
Arizona	34	19	9	2	4	119	99	44	New Jersey	27	11	9	5	2	106	95	29
Boston	33	11	17	3	2	106	110	27	NY Islander	33	20	8	5	0	119	92	45
Buffalo	33	21	9	3	0	126	94	45	NY Rangers	32	14	15	3	0	108	105	31
Calgary	108	53	40	9	6	368	340	202	Ottawa	17	8	7	2	0	53	49	18
Carolina	10	4	4	2	0	31	31	10	Philadelphia	32	17	8	6	1	109	90	41
Chicago	61	29	27	5	0	214	201	63	Pittsburgh	34	24	9	1	0	158	109	49
Colorado	52	22	21	4	5	153	167	53	San Jose	51	25	17	7	2	158	132	59
Columbus	24	19	4	0	1	93	54	39	St. Louis	61	29	26	4	2	198	204	64
Dallas	39	7	28	2	2	81	139	18	Tampa Bay	14	10	4	0	0	41	33	20
Detroit	60	27	21	10	2	216	210	66	Toronto	49	24	17	6	2	189	159	56
Florida	11	7	3	1	0	35	22	15	Vancouver	110	64	34	7	5	436	334	140
Los Angeles	95	45	35	15	0	383	326	105	Washington	33	17	12	4	0	129	200	38
Minnesota	39	16	17	3	3	88	94	38	Winnipeg	2	1	1	0	0	10	7	2
Montreal	41	22	19	0	0	140	130	44									
TOTALS	GP: 1349	W: 701	L: 472	T: 125	OL: 51	GF: 4813	GA: 4130	PTS: 1578	PCT: .584								

EDMONTON OILERS VS OPPONENTS – CAREER AWAY 1979-80 TO 2013-14

OPPONENT	GP	W	L	T	OL	GF	GA	PTS	OPPONENT	GP	W	L	T	OL	GF	GA	PTS
Anaheim	44	17	25	2	0	112	128	36	Nashville	30	12	14	3	1	92	84	28
Arizona	34	16	11	1	6	112	113	39	New Jersey	29	15	8	2	4	92	89	36
Boston	61	6	24	3	1	83	141	16	NY Islanders	35	7	18	9	1	116	141	24
Buffalo	34	14	12	7	1	120	120	36	NY Rangers	34	16	10	6	2	123	128	40
Calgary	107	37	60	9	1	335	404	84	Ottawa	16	8	4	2	2	45	36	20
Carolina	10	3	5	2	0	15	28	8	Philadelphia	35	11	22	2	0	96	142	24
Chicago	62	23	31	7	1	207	236	54	Pittsburgh	34	13	17	3	1	137	131	30
Colorado	53	19	28	2	4	144	176	44	San Jose	49	18	23	5	3	141	166	44
Columbus	24	10	7	3	4	82	69	27	St. Louis	61	23	30	7	1	198	208	54
Dallas	39	7	28	2	2	81	139	39	Tampa Bay	15	7	5	2	1	45	44	17
Detroit	61	20	34	3	4	178	230	47	Toronto	43	17	23	2	1	178	177	37
Florida	13	6	5	2	0	37	33	14	Vancouver	111	48	46	12	5	387	394	113
Los Angeles	93	42	33	15	3	354	347	102	Washington	33	10	20	2	1	104	134	23
Minnesota	38	13	19	1	5	84	111	32	Winnipeg	3	2	0	0	1	12	9	5
Montreal	36	13	16	4	3	115	124	33									
TOTALS	GP: 1349	W: 523	L: 630	T: 137	OL: 58	GF: 4393	GA: 4817	PTS: 1242	PCT: .460								

OPPONENT	GP	W	L	T	OL	GF	GA	PTS	PCT.
HOME	1349	701	472	125	51	4813	4130	1578	.584
ROAD	1349	523	630	137	58	4393	4817	1242	.460
TOTALS	2698	1224	1102	262	109	9206	8947	2820	.523



EDMONTON OILERS MONTHLY REGULAR SEASON RECORD 1979-80 TO 2013-14

SEASON	OCT W-L-T-OL	NOV W-L-T-OL	DEC W-L-T-OL	JAN W-L-T-OL	FEB W-L-T-OL	MAR W-L-T-OL	APR W-L-T-OL	MAY W-L-T-OL	TOTAL W-L-T-OL
1979-80	1-5-4	4-7-2	4-7-1	6-6-3	5-7-2	7-6-0	1-1-1	—	28-39-13
1980-81	2-4-3	4-8-2	2-9-1	8-4-2	5-7-2	6-3-5	2-0-1	—	29-35-16
1981-82	9-4-0	8-2-3	8-3-3	8-3-4	9-1-1	5-4-4	1-0-0	—	48-17-15
1982-83	4-6-3	7-3-3	8-3-2	10-3-2	6-4-1	11-2-0	1-0-1	—	47-21-12
1983-84	9-2-1	10-2-2	9-3-1	10-2-1	9-6-0	10-3-0	—	—	57-18-5
1984-85	8-0-2	10-3-1	7-4-1	11-2-2	7-4-1	5-6-3	1-1-1	—	49-20-11
1985-86	8-1-0	8-3-3	10-3-1	10-4-1	7-3-1	11-2-1	2-1-0	—	56-17-7
1986-87	8-4-0	6-6-1	10-2-1	10-2-2	4-6-1	11-4-0	1-0-1	—	50-24-6
1987-88	6-5-0	8-3-2	9-4-1	6-5-4	6-4-1	8-4-2	1-0-1	—	44-25-11
1988-89	5-4-2	10-4-1	5-6-1	5-8-2	7-5-0	6-6-2	0-1-0	—	38-34-8
1989-90	4-5-3	8-5-2	9-2-2	5-5-3	5-6-2	6-5-2	1-0-0	—	38-28-14
1990-91	2-7-2	5-7-0	11-3-0	7-5-1	5-8-1	7-7-2	—	—	37-37-6
1991-92	5-6-2	3-7-2	7-5-2	5-8-1	9-3-0	6-4-3	1-1-0	—	36-34-10
1992-93	3-8-1	5-4-3	5-9-1	5-6-3	5-7-0	3-10-0	0-6-0	—	26-50-8
1993-94	2-10-1	2-9-2	7-5-2	2-7-3	4-7-2	5-5-2	3-2-2	—	25-45-14
1994-95	—	—	—	2-4-0	5-6-2	5-7-1	5-8-1	0-2-0	17-27-4
1995-96	4-5-1	3-7-4	6-8-1	5-6-0	4-7-1	7-6-1	1-5-0	—	30-44-8
1996-97	7-5-0	6-7-1	4-7-3	8-3-1	4-6-2	6-7-0	1-2-2	—	36-37-9
1997-98	5-6-1	3-7-5	3-7-3	7-5-1	3-4-0	8-6-0	6-2-0	—	35-37-10
1998-99	5-4-0	7-5-1	3-8-2	4-3-4	4-8-2	5-7-2	5-2-1	—	33-37-12
1999-00	4-3-2-2	2-5-4-1	6-4-3-2	5-3-4-2	8-2-2-1	4-7-1-0	3-2-0-0	—	32-26-16-8
2000-01	6-5-2-0	8-5-1-0	4-5-3-1	7-6-2-0	5-3-1-1	8-3-1-1	1-1-2-0	—	39-28-12-3
2001-02	9-4-1-0	7-3-2-1	5-6-3-1	4-7-3-0	1-4-1-0	9-2-2-1	3-2-0-1	—	38-28-12-4
2002-03	2-4-2-1	9-4-2-0	6-5-0-3	7-3-2-2	2-7-1-2	10-2-3-1	0-1-1-0	—	36-26-11-9
2003-04	4-5-0-0	6-6-3-0	3-6-4-0	7-7-1-1	6-3-2-1	10-1-2-3	0-1-0-0	—	36-29-12-5
2004-05	No Season — NHL Lockout								
2005-06	5-6-0-1	9-5-0-0	8-3-0-3	6-4-0-2	2-2-0-2	7-5-0-4	4-3-0-1	—	41-28-0-13
2006-07	7-4-0-0	6-5-0-2	5-9-0-0	7-4-0-2	5-6-0-2	1-12-0-1	1-3-0-0	—	32-43-0-7
2007-08	5-8-0-0	6-6-0-1	5-6-0-3	7-5-0-1	7-5-0-0	10-4-0-1	1-1-0-0	—	41-35-0-6
2008-09	4-4-0-1	6-7-0-1	7-5-0-1	8-4-0-0	5-6-0-2	5-6-0-4	2-3-0-0	—	38-35-0-0
2009-10	7-6-0-1	3-7-0-3	6-8-0-0	0-10-0-2	3-5-0-0	5-9-0-1	3-2-0-1	—	27-47-0-8
2010-11	3-4-0-2	4-8-0-2	5-5-0-3	3-9-0-1	5-9-0-0	3-8-0-3	2-2-0-1	—	25-45-12
2011-12	7-2-2	5-8-1	3-9-0	5-7-0-1	6-6-0-1	6-5-0-3	1-2-0-1	—	32-40-10
2012-13	—	—	—	4-2-1	4-5-3	6-6-3	5-9-0	—	19-22-7
2013-14	3-9-2	5-8-0	5-7-3	5-8-1	2-2-1	6-6-2	3-4-0	—	29-44-9

MONTH	GP	W	L	T	OL	PCT.
OCTOBER	363	163	155	33	12	.511
NOVEMBER	443	193	176	52	12	.508
DECEMBER	433	195	176	42	20	.522
JANUARY	447	209	170	52	16	.544
FEBRUARY	393	174	174	29	16	.500
MARCH	475	228	180	39	28	.551
APRIL	150	62	68	15	5	.480
MAY	2	0	2	0	0	0.00
TOTALS	2706	1224	1101	262	109	.521



EDMONTON OILERS MAN GAMES LOST DUE TO INJURY BY SEASON 1979-80 TO 2013-14

1979-80	127	1992-93	144	2005-06	134
1980-81	189	1993-94	182	2006-07	286
1981-82	142	1994-95	125	2007-08	346
1982-83	30	1995-96	167	2008-09	225
1983-84	101	1996-97	149	2009-10	531
1984-85	100	1997-98	216	2010-11	286
1985-86	158	1998-99	169	2011-12	248
1986-87	110	1999-2000	182	2012-13	114
1987-88	68	2000-01	189	2013-14	299
1988-89	188	2001-02	93	TOTAL	6012
1989-90	116	2002-03	133	AVG/SEASON	176
1990-91	114	2003-04	187		
1991-92	154	2004-05	—		

EDMONTON OILERS 2013-14 INJURY REPORT

2012-13 MAN GAMES LOST TO INJURY: 299

NEW TOTAL: 6012

NEW AVG/SEASON: 176

2012-13 REGULAR SEASON MAN GAMES LOST: 114 (48 GAME SCHEDULE)

DATES	PLAYER (INJURY)	GAMES	DATES	PLAYER (INJURY)	GAMES
Oct. 1-5	Ryan Nugent-Hopkins (shoulder)	2	Dec. 19-Jan. 3	Mark Arcobello (ribs)	7
Oct. 1-10	Denis Grebeshkov (groin)	4	Dec. 21-Jan. 3	Ryan Jones (head)	6
Oct. 1-24	Corey Potter (back)	11	Dec. 21-Jan. 27	Philip Larsen (illness)	18
Oct. 1-Nov. 19	Steve MacIntyre (knee)	23	Dec. 28-Jan. 18	Corey Potter (groin)	11
Oct. 1-27	Sam Gagner (broken jaw)	13	Jan. 3	Jordan Eberle (knee)	1
Oct. 7-10	Jesse Joensuu (back)	2	Jan. 10-16	Jesse Joensuu (flu)	4
Oct. 10-29	Ryan Hamilton (knee)	11	Jan. 16-29	Ales Hemsky (foot)	7
Oct. 15-Nov. 7	Jesse Joensuu (back)	11	Jan. 18-21	Nail Yakupov (head)	2
Oct. 22-Nov. 5	Taylor Hall (knee)	7	Jan. 26-29	Andrew Ference (head)	3
Oct. 22-Nov. 2	Ryan Smyth (groin)	6	Feb. 1-Mar. 1	Philip Larsen (illness)	5
Oct. 27-Dec. 7	Tyler Pitlick (knee)	18	Mar. 1	Nail Yakupov (ankle)	1
Oct. 27-Nov. 2	Devan Dubnyk (ankle)	3	Mar. 1-20	Anton Belov (oblique)	10
Oct. 29	David Perron (illness)	1	Mar. 14	Sam Gagner (ankle)	1
Nov. 2-7	David Perron (neck)	3	Mar. 14	Mark Fraser (groin)	1
Nov. 2-16	Justin Schultz (groin)	8	Mar. 16-Apr. 12	Jesse Joensuu (high ankle sprain)	14
Nov. 5-Dec. 7	Richard Bachman (groin)	15	Mar. 18-Apr. 12	Nail Yakupov (ankle)	13
Nov. 5-7	Anton Belov (knee)	2	Mar. 20	Jordan Eberle (leg)	1
Nov. 10-13	Luke Gazdic (shoulder)	2	Mar. 25-28	Viktor Fasth (neck)	2
Nov. 19-Dec. 3	Philip Larsen (back)	7	Mar. 30-Apr. 12	Andrew Ference (chest)	8
Dec. 1-12	Boyd Gordon (shoulder)	6	Mar. 30-Apr. 12	Ryan Jones (torn PCL)	8
Dec. 3-13	Ilya Bryzgalov (head/neck)	5	Apr. 1-Apr. 12	Luke Gazdic (shoulder)	7
Dec. 10	Jeff Petry (head)	2	Apr. 2-8	Tyler Pitlick (knee)	4
Dec. 10-12	Ryan Smyth (neck)	2	Apr. 10-Apr. 12	Boyd Gordon (shoulder)	2
Dec. 15	Ales Hemsky (ribs)	1	Apr. 12	Sam Gagner (ankle)	1



EDMONTON OILERS RECORD IN AFTERNOON GAMES – 1979-80 TO 2013-14

SEASON	HOME		ROAD		OVERALL PCT.
	W-L-T-OT	W-L-T-OT	W-L-T-OT	W-L-T-OT	
1979-80	0-1-0	0-0-1	0-1-1	1-0-0	.250
1980-81	0-1-0	3-1-0	3-2-0	1-0-0	.600
1981-82	0-0-0	0-0-0	0-0-0	0-0-0	–
1982-83	0-1-0	0-0-0	0-1-0	0-1-0	.000
1983-84	1-0-0	0-3-0	1-3-0	1-3-0	.250
1984-85	0-0-0	1-0-0	1-0-0	1-0-0	1.000
1985-86	0-0-0	1-0-0	1-0-0	1-0-0	1.000
1986-87	0-0-0	1-1-0	1-1-0	1-1-0	.500
1987-88	0-0-0	1-1-0	1-1-0	1-1-0	.500
1988-89	0-1-0	0-2-1	0-3-1	0-3-1	.125
1989-90	0-0-0	2-2-0	2-2-0	2-2-0	.500
1990-91	0-0-0	2-1-0	2-1-0	2-1-0	.667
1991-92	2-0-0	2-3-0	4-3-0	4-3-0	.571
1992-93	0-3-0	1-2-0	1-5-0	1-5-0	.167
1993-94	1-1-1	1-4-0	2-5-1	2-5-1	.313
1994-95	2-0-0	0-2-0	2-2-0	2-2-0	.500
1995-96	0-1-0	0-2-0	0-3-0	0-3-0	.000
1996-97	0-1-0	2-3-0	2-4-0	2-4-0	.333
1997-98	0-1-0	0-1-0	0-2-0	0-2-0	.000
1998-99	1-0-1	0-2-0	1-2-1	1-2-1	.375
1999-00	0-0-0-0	1-1-1-0	1-1-1-0	1-1-1-0	.500
2000-01	0-0-0-0	2-0-1-0	2-0-1-0	2-0-1-0	.833
2001-02	0-0-0-0	2-1-1-0	2-1-1-0	2-1-1-0	.625
2002-03	0-0-0-0	1-2-1-0	1-2-1-0	1-2-1-0	.375
2003-04	0-0-0-0	1-0-1-1	1-0-1-1	1-0-1-1	.667
2004-05	–	–	–	–	–
2005-06	1-0-1	0-0-0	1-0-1	1-0-1	.750
2006-07	0-0-0	1-3-0	1-3-0	1-3-0	.250
2007-08	1-0-0	2-0-0	3-0-0	3-0-0	1.000
2008-09	0-1-0-0	4-2-0-1	4-3-0-1	4-3-0-1	.563
2009-10	0-0-0-0	2-3-0-0	2-3-0-0	2-3-0-0	.400
2010-11	1-1-0-0	0-2-0-1	1-3-0-1	1-3-0-1	.300
2011-12	0-1-0-0	3-2-0-1	3-3-0-1	3-3-0-1	.500
2012-13	1-3-0-0	1-0-0-0	0-3-0-0	0-3-0-0	.250
2013-14	2-3-0-1	0-0-0-0	2-3-0-1	2-3-0-1	.417
TOTALS	13-17-2-2	37-46-7-3	48-66-9-6	44-80-17-13	.440

EDMONTON OILERS HOME AFTERNOON GAMES – 1979-80 TO 2013-14

DATE	OPPONENT	RESULT	RECORD (W-L-T-OT)
November 11, 1979	Toronto	L. 3-6	0-1-0-0
November 9, 1980	St. Louis	L. 3-6	0-2-0-0
October 31, 1982	Vancouver	L. 2-3	0-3-0-0
March 25, 1984	Winnipeg	W. 3-2	1-3-0-0
February 5, 1989	New Jersey	L. 2-4	1-4-0-0
December 1, 1991	Vancouver	W. 7-0	2-4-0-0
February 2, 1992	Quebec	W. 8-2	3-4-0-0
February 14, 1993	Quebec	L. 2-3 (OT)	3-5-0-0
March 14, 1993	Chicago	L. 4-5 (OT)	3-6-0-0
April 11, 1993	Winnipeg	L. 5-7	3-7-0-0
January 2, 1994	San Jose	T. 4-4 (OT)	3-7-1-0
February 6, 1994	Winnipeg	W. 5-2	4-7-1-0
February 13, 1994	Anaheim	L. 3-6	4-8-1-0
February 12, 1995	Anaheim	W. 2-0	5-8-1-0
March 5, 1995	Detroit	W. 4-2	6-8-1-0
March 3, 1996	St. Louis	L. 3-4	6-9-1-0
March 23, 1997	Anaheim	L. 1-4	6-10-1-0
January 4, 1998	Los Angeles	L. 2-3	6-11-1-0
January 3, 1999	Philadelphia	T. 3-3 (OT)	6-11-2-0
March 28, 1999	San Jose	W. 5-2	7-11-2-0
February 12, 2006	St. Louis	L. 4-5 (SO)	7-11-3-1
March 5, 2006	Nashville	W. 3-2 (OT)	8-11-3-1
March 22, 2008	Colorado	W. 7-5	9-11-3-1
February 1, 2009	Nashville	L. 1-2	9-12-2-1
February 12, 2011	Ottawa	L. 5-3	9-13-2-1
February 19, 2011	Atlanta	W. 5-3	10-13-2-1
February 25, 2012	Phoenix	L. 3-1	10-14-2-1
February 23, 2013	Phoenix	W. 3-2 (SO)	11-14-2-1



EDMONTON OILERS OVERTIME RECORD – 1983-84 TO 2013-14

YEAR-BY-YEAR

SEASON	HOME					AWAY					OVERALL					PCT.
	GP	W	L	T	SOL	GP	W	L	T	SOL	GP	W	L	T	SOL	
1983-84	5	1	0	4	—	4	3	0	1	—	9	4	0	5	—	.722
1984-85	7	0	0	7	—	5	0	1	4	—	12	0	1	11	—	.458
1985-86	6	3	1	2	—	8	2	1	5	—	14	5	2	7	—	.607
1986-87	8	2	1	5	—	6	3	2	1	—	14	5	3	6	—	.571
1987-88	5	0	1	4	—	11	3	1	7	—	16	3	2	11	—	.531
1988-89	5	1	1	3	—	10	3	2	5	—	15	4	3	8	—	.533
1989-90	10	3	1	6	—	10	2	0	8	—	20	5	1	14	—	.600
1990-91	7	2	2	3	—	8	2	3	3	—	15	4	5	6	—	.467
1991-92	5	0	0	5	—	7	0	2	5	—	12	0	2	10	—	.417
1992-93	9	2	2	5	—	8	3	2	3	—	17	5	4	8	—	.529
1993-94	7	0	4	3	—	14	1	2	11	—	21	1	6	14	—	.381
1994-95	2	1	0	1	—	5	0	2	3	—	7	1	2	4	—	.429
1995-96	8	2	1	5	—	6	2	1	3	—	14	4	2	8	—	.571
1996-97	8	1	3	4	—	8	0	3	5	—	16	1	6	9	—	.344
1997-98	6	0	1	5	—	9	3	1	5	—	15	3	2	10	—	.533
1998-99	9	0	4	5	—	11	3	1	7	—	20	3	5	12	—	.450
1999-00	13	1	3	9	—	15	3	5	7	—	28	4	8	16	—	.429
2000-01	12	3	2	7	—	8	2	1	5	—	20	5	3	12	—	.550
2001-02	6	2	0	4	—	13	1	4	8	—	19	3	4	12	—	.529
2002-03	15	6	4	5	—	12	1	5	6	—	27	7	9	11	—	.463
2003-04	12	5	3	4	—	11	1	2	8	—	23	6	5	12	—	.522
2005-06	12	6	2	—	4	14	7	2	—	5	26	13	4	—	9	.673
2006-07	5	2	3	—	1	6	2	4	—	2	11	4	7	—	3	.364
2007-08	10	9	1	—	1	15	10	5	—	3	25	19	6	—	4	.760
2008-09	7	1	3	—	3	9	6	2	—	1	16	7	5	—	4	.563
2009-10	9	5	2	—	2	8	4	0	—	4	17	9	2	—	6	.706
2010-11	10	2	1	—	7	5	0	2	—	3	15	2	3	—	10	.467
2011-12	10	4	3	—	3	7	3	0	—	4	17	7	3	—	7	.618
2012-13	6	2	3	—	1	5	1	1	—	3	11	3	4	—	4	.272
2013-14	8	5	2	0	1	10	4	4	0	2	18	9	6	0	3	.500
TOTALS	242	71	58	96	23	268	75	66	110	27	510	146	124	206	50	.539

VERSUS OPPONENTS

OPPONENT	HOME					AWAY					OVERALL					PCT.
	GP	W	L	T	SOL	GP	W	L	T	SOL	GP	W	L	T	SOL	
Anaheim	9	4	3	0	2	7	3	2	2	0	16	7	5	2	2	0.625
Arizona	16	4	4	6	2	18	6	6	4	2	34	10	10	10	4	0.588
Boston	4	0	3	1	0	7	1	4	2	0	11	1	7	3	0	0.364
Buffalo	4	2	0	2	0	10	2	3	5	0	14	4	3	7	0	0.571
Carolina	5	2	0	3	0	5	0	0	5	0	10	2	0	8	0	0.600
Calgary	16	3	3	7	3	13	2	3	7	1	29	5	6	14	4	0.534
Chicago	10	3	3	4	0	14	7	1	6	0	24	10	4	10	0	0.646
Colorado	14	3	4	4	3	12	4	2	3	3	26	7	6	7	6	0.577
Columbus	3	2	0	0	1	8	1	1	3	3	11	3	1	3	4	0.636
Dallas	17	4	5	5	3	12	4	2	6	0	29	8	7	11	3	0.603
Detroit	17	7	1	8	1	10	4	3	2	1	27	11	4	10	2	0.704
Florida	1	0	0	1	0	6	4	0	2	0	7	4	0	3	0	0.786
Los Angeles	19	4	4	11	0	23	7	2	12	2	42	11	6	23	2	0.571
Minnesota	10	4	1	3	2	8	2	2	1	3	18	6	3	4	5	0.667
Montreal	2	2	0	0	0	10	4	2	2	2	12	6	2	2	2	0.708
New Jersey	10	2	3	5	0	8	2	3	2	1	18	4	6	7	1	0.583
NY Islanders	6	1	0	5	0	7	1	0	5	1	13	2	0	10	1	0.577
NY Rangers	6	2	1	3	0	11	4	2	5	0	17	6	3	8	0	0.647
Nashville	6	3	2	0	1	4	0	1	3	0	10	3	3	3	1	0.650
Ottawa	2	0	0	2	0	6	1	1	2	2	8	1	1	4	2	0.500
Philadelphia	7	1	0	5	1	3	0	1	2	0	10	1	1	7	1	0.500
Pittsburgh	3	3	0	0	0	5	0	2	3	0	8	3	2	3	0	0.625
San Jose	12	3	0	7	2	13	5	2	5	1	25	8	2	12	3	0.660
St.Louis	9	4	2	2	1	13	4	3	6	0	22	8	5	8	1	0.614
Tampa Bay	2	2	0	0	0	5	2	0	2	1	7	4	0	2	1	0.786
Toronto	7	1	2	4	0	2	0	1	1	0	9	1	3	5	0	0.556
Vancouver	18	5	8	5	0	25	6	6	11	2	43	11	14	16	2	0.558
Washington	4	1	1	2	0	4	1	1	1	1	8	2	2	3	1	0.500
Winnipeg/Atlanta	2	0	1	1	0	1	0	1	0	0	3	0	2	1	0	0.500
TOTALS	241	72	51	96	22	270	77	57	110	26	511	149	108	206	48	0.601



EDMONTON OILERS SHOOTOUT RECORD— 2005-06 TO 2013-14

YEAR-BY-YEAR

SEASON	HOME			PCT.	AWAY			PCT.	OVERALL			PCT.
	SO	W	L		SO	W	L		SO	W	L	
2005-06	7	3	4	.429	9	4	5	.444	16	7	9	.438
2006-07	3	2	1	.667	3	1	2	.333	6	3	3	.500
2007-08	9	8	1	.889	10	7	3	.700	19	15	4	.789
2008-09	4	1	3	.250	6	5	1	.833	10	6	4	.545
2009-10	6	4	2	.667	8	4	4	.500	14	8	6	.571
2010-11	8	3	5	.375	3	1	2	.000	11	4	7	.000
2011-12	6	3	3	.500	6	2	4	.333	12	5	7	.417
2012-13	2	1	1	.500	3	1	2	.333	5	2	3	.400
2013-14	2	1	1	.500	5	3	2	.600	7	4	3	.571
TOTALS	47	26	21	.553	53	28	25	.528	100	54	46	.540

VERSUS OPPONENTS

SEASON	HOME			PCT.	AWAY			PCT.	OVERALL			PCT.
	SO	W	L		SO	W	L		SO	W	L	
Anaheim	3	1	2	0.333	1	1	0	1.000	4	2	2	0.500
Arizona	3	1	2	0.333	4	2	2	0.500	7	3	4	0.429
Calgary	3	0	3	0.000	2	1	1	0.500	5	1	4	0.200
Chicago	1	1	0	1.000	1	1	0	1.000	2	2	0	1.000
Colorado	4	1	3	0.250	4	1	3	0.250	8	2	6	0.250
Columbus	2	1	1	0.500	3	0	3	0.000	5	1	4	0.200
Dallas	4	1	3	0.250	2	2	0	1.000	6	3	3	0.500
Detroit	6	5	1	0.833	3	2	1	0.667	9	7	2	0.778
Florida	0	0	0	—	3	3	0	1.000	3	3	0	1.000
Los Angeles	0	0	0	—	7	5	2	0.714	7	5	2	0.714
Minnesota	4	2	2	0.500	4	1	3	0.250	8	3	5	0.375
Montreal	0	0	0	—	2	0	2	0.000	2	0	2	0.000
New Jersey	1	1	0	1.000	1	0	1	0.000	2	1	1	0.500
NY Islanders	0	0	0	—	1	0	1	0.000	1	0	1	0.000
NY Rangers	1	1	0	1.000	1	1	0	1.000	2	2	0	1.000
Nashville	2	1	1	0.500	0	0	0	—	2	1	1	0.500
Ottawa	0	0	0	—	2	0	2	0.000	2	0	2	0.000
Philadelphia	1	0	1	0.000	0	0	0	—	1	0	1	0.000
Pittsburgh	1	1	0	1.000	0	0	0	—	1	1	0	1.000
San Jose	5	3	2	0.600	4	3	1	0.750	9	6	3	0.667
St. Louis	2	1	1	0.500	2	2	0	1.000	4	3	1	0.750
Tampa Bay	1	1	0	1.000	1	0	1	0.000	2	1	1	0.500
Vancouver	3	3	0	1.000	4	2	2	0.500	7	5	2	0.714
Washington	0	0	0	—	1	0	1	0.000	1	0	1	0.000
TOTALS	45	25	20	.555	48	25	23	.521	93	50	43	.538

YEAR-BY-YEAR GOALTENDING SHOOTOUT STATISTICS

SEASON	SO	SAVES	ATT	SVPCT.	W-LW	PCT.
2005-06	16	31	54	.574	7-9	.438
2006-07	6	16	24	.667	3-3	.500
2007-08	19	57	69	.730	15-4	.789
2008-09	10	24	30	.800	6-4	.600
2009-10	14	42	60	.700	8-6	.571
2010-11	11	26	41	.634	2-9	.182
2011-12	12	28	47	.596	5-7	.417
2012-13	5	13	19	.540	2-3	.400
2013-14	7	14	27	0.636	4-3	.571
EDMONTON TOTALS	100	251	366	.6686	47-41	.580

YEAR-BY-YEAR SKATERS SHOOTOUT STATISTICS

SEASON	SO	GOALS	ATT	PCT.
2005-06	16	19	53	.358
2006-07	6	6	22	.273
2007-08	19	24	65	.369
2008-09	10	11	29	.379
2009-10	14	20	61	.328
2010-11	11	8	44	.182
2011-12	12	16	48	.333
2012-13	5	5	16	.313
2013-14	7	10	21	0.476
EDMONTON TOTALS	100	119	361	0.330



EDMONTON OILERS SHOOTOUT RESULTS 2005-06

7-9 (HOME 3-4; AWAY 4-5)

DATE	OPPONENT	FINAL SCORE	SHOOTOUT SCORE	GOALS-ATT		DECIDING GOAL	GOALTENDERS
				EDM	OPP		
Oct. 8	vs VANCOUVER	W. 4-3	2-0	2-2	0-2	RAFFI TORRES	MARKKANEN/Cloutier
Nov. 21	vs SAN JOSE	W. 2-1	2-1	2-3	1-3	RYAN SMYTH	MORRISON/Nabokov
Nov. 25	at Calgary	W. 2-1	1-0	1-4	0-4	FERNANDO PISANI	MORRISON/Kiprusoff
Dec. 10	at NY Islanders	L. 2-3	1-2	1-3	2-3	Trent Hunter	MARKKANEN/DiPietro
Dec. 13	at New Jersey	L. 1-2	0-2	0-2	2-2	Viktor Kozlov	CONKLIN/Brodeur
Jan. 19	at San Jose	W. 3-2	2-1	2-3	1-3	RYAN SMYTH	MORRISON/Toskala
Jan. 21	at Phoenix	L. 3-4	1-2	1-3	2-3	Ladislav Nagy	MARKKANEN/Joseph
Jan. 29	at Phoenix	W. 4-3	2-1	2-6	1-6	RADEK DVORAK	MORRISON/Joseph
Feb. 2	vs COLUMBUS	L. 1-2	3-4	3-8	4-8	Jason Chimera	MARKKANEN/Denis
Feb. 6	vs ANAHEIM	W. 6-5	1-0	1-3	0-3	FERNANDO PISANI	MORRISON/Giguere
Feb. 12	vs ST. LOUIS	L. 4-5	0-1	0-3	1-3	Dennis Wideman	MORRISON/Sanford
Mar. 7	vs DALLAS	L. 3-4	0-2	0-2	2-2	Sergei Zubov	MORRISON/Turco
Mar. 18	vs DETROIT	L. 3-4	0-2	0-2	2-3	Jason Williams	ROLOSON/Legace
Mar. 23	at Vancouver	L. 3-4	2-3	2-3	3-3	Todd Bertuzzi	ROLOSON/Auld
Mar. 26	at Colorado	W. 4-3	1-0	1-3	0-3	SERGEI SAMSONOV	ROLOSON/Budaj
Apr. 6	at Minnesota	L. 1-2	1-2	1-3	2-3	Brian Rolston	ROLOSON/Fernandez

EDMONTON OILERS SHOOTOUT RESULTS 2006-07

3-3 (HOME 2-1; AWAY 1-2)

DATE	OPPONENT	FINAL SCORE	SHOOTOUT SCORE	GOALS-ATT		DECIDING GOAL	GOALTENDERS
				EDM	OPP		
Nov. 7	at Montreal	L. 2-3	1-2	1-4	2-4	Alex Kovalev	ROLOSON/Aebischer
Nov. 18	vs Detroit	W. 4-3	3-2	3-7	2-7	RAFFI TORRES	ROLOSON/MacDonald
Jan. 4	vs Dallas	L. 5-6	0-2	0-2	2-2	Sergei Zubov	ROLOSON/Turco
Feb. 20	at Ottawa	L. 3-4	0-2	0-2	2-3	Dean McAmmond	MARKKANEN/Gerber
Feb. 23	at Detroit	W. 4-3	1-0	1-2	0-3	RYAN SMYTH	ROLOSON/Hasek
Mar. 23	vs Colorado	W. 4-3	1-0	1-5	0-5	MARTY REASONER	ROLOSON/Budaj

EDMONTON OILERS SHOOTOUT RESULTS 2007-08

15-4 (HOME 8-1; AWAY 7-3)

DATE	OPPONENT	FINAL SCORE	SHOOTOUT SCORE	GOALS-ATT		DECIDING GOAL	GOALTENDERS
				EDM	OPP		
Oct. 4	vs San Jose	W. 3-2	2-1	2-4	1-4	JARRET STOLL	ROLOSON/Nabokov
Oct. 25	vs Minnesota	W. 5-4	2-1	2-3	1-3	ALES HEMSKY	ROLOSON/Harding
Oct. 28	at Anaheim	W. 3-2	2-0	2-2	0-2	SAM GAGNER	GARON/Giguere
Nov. 7	at Colorado	L. 3-4	1-2	1-4	2-4	Marek Svatos	ROLOSON/Budaj
Nov. 14	at Vancouver	W. 1-0	1-0	1-3	0-3	ALES HEMSKY	GARON/Luongo
Nov. 20	vs Vancouver	W. 5-4	2-1	2-5	1-5	SHAWN HORCOFF	GARON/Luongo
Nov. 24	vs Chicago	W. 3-2	2-0	2-3	0-2	SAM GAGNER	ROLOSON/Khabibulin
Dec. 3	at Los Angeles	W. 4-3	1-0	1-2	0-3	SAM GAGNER	GARON/Aubin
Dec. 11	at St. Louis	W. 5-4	1-0	1-3	0-3	SHAWN HORCOFF	GARON/Toivonen
Dec. 13	at Detroit	W. 4-3	1-0	1-2	0-3	ALES HEMSKY	ROLOSON/Hasek
Dec. 15	vs Vancouver	W. 2-1	2-1	2-4	1-4	FERNANDO PISANI	GARON/Sanford
Dec. 18	vs Dallas	L. 1-2	0-1	0-3	1-2	Sergei Zubov	ROLOSON/Turco
Jan. 5	vs NY Rangers	W. 3-2	1-0	1-2	0-3	SAM GAGNER	GARON/Lundqvist
Jan. 17	at Washington	L. 4-5	0-1	0-12	1-12	Matt Bradley	ROLOSON/Kolzig
Jan. 24	at Florida	W. 4-3	1-0	1-2	0-3	SHAWN HORCOFF	GARON/Vokoun
Feb. 26	vs Detroit	W. 4-3	1-0	1-3	0-3	ROBERT NILSSON	GARON/Osgood
Mar. 2	vs Columbus	W. 4-3	1-0	1-2	0-3	ALES HEMSKY	GARON/Leclaire
Mar. 16	at San Jose	W. 2-1	2-1	2-4	1-4	FERNANDO PISANI	ROLOSON/Nabokov
Mar. 28	at Colorado	L. 4-5	1-3	1-2	3-3	Joe Sakic	ROLOSON/Theodore

EDMONTON OILERS SHOOTOUT RESULTS 2008-09

6-4 (HOME 1-3; AWAY 5-1)

DATE	OPPONENT	FINAL SCORE	SHOOTOUT SCORE	GOALS-ATT		DECIDING GOAL	GOALTENDERS
				EDM	OPP		
Nov. 7	at Montreal	L. 2-3	1-2	1-4	2-4	Alex Kovalev	ROLOSON/Aebischer
Nov. 10	at NY Rangers	W. 3-2	1-0	1-2	0-3	ALES HEMSKY	DESLAURIERS/Lundqvist
Nov. 15	vs Colorado	L. 2-3	1-2	1-5	2-5	Darcy Tucker	ROLOSON/Budaj
Dec. 5	at Los Angeles	W. 5-4	2-1	2-3	1-3	ALES HEMSKY	GARON/LaBarbera
Dec. 19	vs Anaheim	L. 2-3	0-1	0-3	1-3	Corey Perry	ROLOSON/Hiller
Feb. 5	at St. Louis	W. 2-1	2-0	2-2	0-2	ROBERT NILSSON	ROLOSON/Mason
Feb. 8	at Minnesota	L. 2-3	0-1	0-4	1-4	Mikko Koivu	ROLOSON/Backstrom
Feb. 14	at Los Angeles	W. 3-2	2-0	2-2	0-2	SAM GAGNER	ROLOSON/Quick
Feb. 21	vs Calgary	L. 2-3	0-1	0-3	1-3	Todd Bertuzzi	ROLOSON/Kiprusoff
Mar. 17	vs St. Louis	W. 2-1	1-0	1-3	0-3	ALES KOTALIK	ROLOSON/Mason
Mar. 20	at Chicago	W. 5-4	2-0	2-2	0-2	PATRICK O'SULLIVAN	ROLOSON/Khabibulin



EDMONTON OILERS SHOOTOUT RESULTS 2009-10

8-6 (HOME 4-2; AWAY 4-4)

DATE	OPPONENT	FINAL SCORE	SHOOTOUT SCORE	GOALS-ATT		DECIDING GOAL	GOALTENDERS
				EDM	OPP		
Oct. 6	vs. Dallas	W. 5-4	1-0	1-3	0-3	ALES HEMSKY	KHABIBULIN/Turco
Oct. 8	vs. Calgary	L. 4-3	1-2	1-3	2-2	Olli Jokinen	KHABIBULIN/Kiprusoff
Oct. 29	vs. Detroit	W. 6-5	1-0	1-3	0-3	PATRICK O'SULLIVAN	KHABIBULIN/Howard
Nov. 10	@ Ottawa	L. 4-3	1-2	1-3	2-3	Jason Spezza	DESLAURIERS/Leclaire
Nov. 16	@ Columbus	L. 3-2	1-2	1-4	2-4	Jacob Voracek	KHABIBULIN/Garon
Nov. 27	vs. San Jose	L. 6-5	0-1	0-3	1-3	Joe Pavelski	DESLAURIERS/Nabokov
Dec. 5	@ Dallas	W. 3-2	2-1	2-5	1-5	SHAWN HORCOFF	DESLAURIERS/Turco
Dec. 7	@ Florida	W. 3-2	2-1	2-3	1-3	SHAWN HORCOFF	DESLAURIERS/Vokoun
Feb. 11	@ Los Angeles	W. 3-2	4-3	4-10	3-10	LUBOMIR VISNOVSKY	DESLAURIERS/Ersberg
Mar. 5	vs. Minnesota	W. 2-1	3-2	3-6	2-6	MIKE COMRIE	DESLAURIERS/Backstrom
Mar. 11	@ Montreal	L. 5-4	0-1	0-5	1-5	Andre Kostitsyn	DESLAURIERS/Howard
Mar. 19	vs. Detroit	W. 3-2	2-1	2-3	1-3	GILBERT BRULE	DUBNYK/Howard
Apr. 3	@ Phoenix	L. 3-2	0-1	0-8	1-8	Matthew Lombardi	DESLAURIERS/Bryzgalov
Apr. 10	@ Los Angeles	W. 3-2	2-1	2-2	1-3	SHAWN HORCOFF	DUBNYK/Quick

EDMONTON OILERS SHOOTOUT RESULTS 2010-11

2-9 (HOME 2-6; AWAY 0-3)

DATE	OPPONENT	FINAL SCORE	SHOOTOUT SCORE	GOALS-ATT		DECIDING GOAL	GOALTENDERS
				EDM	OPP		
Oct. 26	@ Calgary	L. 5-4	1-0	0-3	1-2	Alex Tanguay	KHABIBULIN/Kiprusoff
Oct. 28	@ Columbus	L. 3-2	2-0	0-2	2-2	Rick Nash	DUBNYK/Mason
Nov. 19	vs. Phoenix	L. 4-3	3-2	2-5	3-5	Eric Belanger	DUBNYK/Bryzgalov
Dec. 7	vs. Anaheim	L. 3-2	2-1	1-10	2-10	Cam Fowler	KHABIBULIN/Hiller
Dec. 10	vs. Tampa Bay	W. 4-3	2-0	2-3	0-2	JORDAN EBERLE	KHABIBULIN/Ellis
Dec. 23	@ Los Angeles	L. 3-2	2-1	1-6	2-6	Jarret Stoll	DUBNYK/Quick
Dec. 30	vs. Colorado	L. 4-3	1-0	0-3	1-2	Milan Hejduk	DUBNYK/Halak
Jan. 23	vs. Nashville	L. 3-2	1-0	0-3	1-2	Cody Franson	DUBNYK/Rinne
Mar. 1	vs. Nashville	W. 2-1	2-1	2-4	1-4	LINUS OMARK	GERBER/Rinne
Mar. 19	vs. Colorado	L. 3-2	1-0	0-4	1-4	Ryan Stoa	KHABIBULIN/Elliott
Mar. 26	vs. Calgary	L. 5-4	1-0	0-3	1-2	Alex Tanguay	DUBNYK/Kiprusoff

EDMONTON OILERS SHOOTOUT RESULTS 2011-12

5-7 (HOME 3-3; AWAY 2-4)

DATE	OPPONENT	FINAL SCORE	SHOOTOUT SCORE	GOALS-ATT		DECIDING GOAL	GOALTENDERS
				EDM	OPP		
Oct. 9	vs. PITTSBURGH	W. 2-1	2-1	2-3	1-3	Ales Hemsky	DUBNYK/Johnson
Oct. 13	@ Minnesota	L. 2-1	2-1	1-4	2-4	Devin Setoguchi	KHABIBULIN/Backstrom
Oct. 20	vs. MINNESOTA	L. 2-1	1-0	0-3	1-3	Matt Cullen	KHABIBULIN/Backstrom
Nov. 30	vs. MINNESOTA	L. 3-2	4-3	3-6	4-6	Kyle Brodziak	KHABIBULIN/Backstrom
Jan. 23	vs. SAN JOSE	W. 2-1	2-1	2-4	1-4	Taylor Hall	DUBNYK/Greiss
Jan. 24	@ Vancouver	L. 3-2	2-1	1-5	2-4	Cody Hodgson	DUBNYK/Luongo
Feb. 4	vs. DETROIT	W. 5-4	2-1	2-5	1-4	Ryan Nugent-Hopkins	DUBNYK/MacDonald
Mar. 6	@ San Jose	W. 3-2	1-0	1-2	0-3	Sam Gagner	DUBNYK/Niemi
Mar. 10	@ Colorado	L. 3-2	2-0	0-2	2-2	Milan Hejduk	KHABIBULIN/Varlamov
Mar. 18	vs. PHOENIX	L. 3-2	2-1	1-3	2-3	Ray Whitney	DUBNYK/Smith
Mar. 22	@ Tampa Bay	L. 3-2	3-2	2-6	3-6	Teddy Purcell	KHABIBULIN/Roloson
Mar. 23	@ Florida	W. 2-1	1-0	1-4	0-4	Ryan Nugent-Hopkins	DUBNYK/Theodore

EDMONTON OILERS SHOOTOUT RESULTS 2012-13

2-3 (HOME 1-1; AWAY 1-2)

DATE	OPPONENT	FINAL SCORE	SHOOTOUT SCORE	GOALS-ATT		DECIDING GOAL	GOALTENDERS
				EDM	OPP		
Jan. 20	@ Vancouver	W. 3-2	2-0	2-2	0-2	SAM GAGNER	DUBNYK/Luongo
Jan. 31	@ San Jose	L. 3-2	2-0	0-2	2-3	Michal Handzus	DUBNYK/Niemi
Feb. 23	vs. Phoenix	W. 3-2	2-0	2-2	0-2	SAM GAGNER	KHABIBULIN/Smith
Mar. 5	@ Columbus	L. 4-3	2-0	0-2	2-3	Artem Anisimov	DUBNYK/Bobrovsky
Mar. 20	vs. San Jose	L. 4-3	2-1	1-3	2-3	Dan Boyle	DUBNYK/Niemi

EDMONTON OILERS SHOOTOUT RESULTS 2013-14

4-3 (HOME 1-1; AWAY 3-2)

DATE	OPPONENT	FINAL SCORE	SHOOTOUT SCORE	GOALS-ATT		DECIDING GOAL	GOALTENDERS
				EDM	OPP		
Oct. 7	vs. New Jersey	W. 5-4	2-0	2-2	0-2	Jordan Eberle	LABARBERA/Brouder
Oct. 27	@ Los Angeles	L. 2-1	2-1	1-3	2-3	Anze Kopitar	BACHMAN/Quick
Dec. 1	@ Dallas	W. 3-2	2-1	2-2	1-3	David Perron	DUBNYK/Lehtonen
Dec. 28	vs. Philadelphia	L. 4-3	2-1	1-3	2-3	Michael Raffl	BRYZGALOV/Mason
Mar. 11	@ Minnesota	W. 4-3	3-2	3-4	2-4	Taylor Hall	FASTH/Kuemper
Mar. 14	@ Detroit	L. 2-1	1-0	0-3	1-3	Tomas Tatar	FASTH/Howard
Apr. 4	@ Phoenix	W. 3-2	1-0	1-4	0-4	Sam Gagner	Scrivens/Greiss



INDIVIDUAL CAREER SHOOTOUT STATISTICS (2005-06 TO 2013-14)

GOALTENDERS RECORD	SO	SAVES	ATT	SVPCT.	W-L	WPCT
Richard Bachman	1	1	3	.333	0-1	.000
Ilya Bryzgalov	1	2	3	.666	0-1	.000
Ty Conklin	1	0	2	.000	0-1	.000
Jeff Deslauries	8	29	40	.725	5-3	.625
Devan Dubnyk	21	44	71	.620	9-12	.429
Viktor Fasth	2	4	7	.571	1-1	.500
Mathieu Garon	11	32	35	.914	11-0	1.000
Martin Gerber	1	3	4	.750	1-0	1.000
Nikolai Khabibulin	14	32	52	.615	4-10	.286
Jussi Markkanen	5	9	19	.474	1-4	.200
Mike Morrison	7	18	24	.750	5-2	.714
Jason LaBarbera	1	2	2	1.000	1-0	1.000
Dwayne Roloson	26	66	94	.702	13-13	.500
Ben Scrivens	1	4	4	1.000	1-0	1.000
EDMONTON TOTALS	100	246	360	.683	52-48	.520
SHOOTERS RECORD	SO	GOALS	ATT	PCT.	DECIDING GOAL	
Eric Belanger	2	0	2	.000	0	
Gilbert Brule	8	3	8	.375	1	
Andrew Cogliano	3	0	3	.000	0	
Mike Comrie	4	1	4	.250	1	
Radek Dvorak	2	1	2	.500	1	
Jordan Eberle	30	14	30	.467	2	
Sam Gagner	53	17	53	.321	9	
Tom Gilbert	3	0	3	.000	0	
Alex Giroux	1	0	1	.000	0	
Taylor Hall	13	4	13	.308	2	
Teemu Hartikainen	1	0	1	.000	0	
Ales Hensky	58	20	58	.345	8	
Matt Hendricks	1	0	1	.000	0	
Shawn Horcoff	30	10	20	.500	6	
Ryan Jones	3	0	3	.000	0	
Ales Kotalik	2	2	2	1.000	1	
Joffrey Lupul	1	0	2	.000	0	
Ethan Moreau	1	0	1	.000	0	
Ryan Nugent-Hopkins	6	2	6	.333	2	
Robert Nilsson	18	7	18	.389	2	
Linus Omark	7	2	7	.286	1	
Patrick O'Sullivan	13	5	13	.385	2	
Magnus Paajarvi	2	0	2	.000	0	
Michael Peca	5	2	5	.400	0	
Dustin Penner	11	1	11	.091	0	
David Perron	7	3	7	.429	1	
Fernando Pisani	14	6	14	.429	4	
Marc Pouliot	5	1	5	.200	0	
Ryan Potulny	5	3	5	.600	0	
Marty Reasoner	4	1	4	.250	1	
Sergei Samsonov	3	2	3	.667	1	
Geoff Sanderson	1	0	1	.000	0	
Rob Schremp	1	0	1	.000	0	
Ryan Smyth	17	5	17	.294	3	
Sheldon Souray	1	0	1	.000	0	
Jarret Stoll	7	2	7	.286	1	
Petr Sykora	5	1	5	.200	0	
Patrick Thoresen	1	0	1	.000	0	
Raffi Torres	8	3	8	.375	2	
EDMONTON TOTALS	357	136	377	.361	51	



EDMONTON OILERS YEAR-BY-YEAR SPECIAL TEAMS (1979-80 TO 2013-14)

SEASON	GP	POWERPLAY			PENALTY KILLING			PENALTY MINUTES			SHG				
		OPP	PCT.	RANK	GA	OPP	PCT.	RANK	MINs	AVG.	BMI	RANK	F-A	RANK	
1979-80	80	61	282	21.6	11/21	74	315	76.5	14/21	1528	19.1	16	3/21	11-4	2/4
1980-81	80	77	347	22.2	12/21	85	348	75.6	14/21	1544	19.3	18	14/21	13-7	4/4
1981-82	80	86	341	25.2	4/21	67	371	81.9	1/21	1473	18.4	20	11/21	12-8	4/8
1982-83	80	86	294	24.9	1/21	89	396	77.5	9/21	1771	22.1	28	2/21	22-6	1/2
1983-84	80	81	318	25.5	2/21	77	386	80.1	6/21	1577	19.7	18	7/21	36-12	1/13
1984-85	80	74	293	25.3	2/21	76	353	78.5	9/21	1567	19.6	12	7/21	25-5	1/1
1985-86	80	78	295	26.4	1/21	77	409	81.2	3/21	1928	24.1	28	5/21	27-15	1/17
1986-87	80	79	318	22.0	7/21	74	372	80.1	9/21	1721	21.5	26	14/21	28-8	1/5
1987-88	80	88	402	21.9	7/21	86	447	80.8	7/21	2173	27.2	22	12/21	20-11	2/7
1988-89	80	83	419	19.8	16/21	78	452	82.7	2/21	1931	24.1	20	11/21	27-17	1/19
1989-90	80	84	407	20.6	12/21	82	417	80.3	10/21	2046	25.6	22	9/21	22-6	1/2
1990-91	80	63	361	17.5	17/21	80	388	79.4	15/21	1823	22.8	22	14/21	13-4	6/1
1991-92	80	68	366	18.6	14/22	93	423	78.0	20/22	1907	23.8	24	10/22	12-15	8/20
1992-93	84	66	416	15.9	23/24	106	464	77.2	21/24	2027	24.1	14	6/24	17-10	6/5
1993-94	84	74	402	18.4	15/26	78	401	80.5	20/26	1858	22.1	12	8/26	2-9	26/5
1994-95	48	42	259	16.2	18/26	52	233	77.7	25/26	1183	24.6	12	2/26	8-8	4/21
1995-96	82	72	452	15.9	20/26	80	417	80.8	18/26	1709	20.8	12	9/26	10-12	17/14
1996-97	82	73	406	18.0	6/26	59	338	82.5	18/26	1368	16.7	18	19/26	9-13	16/22
1997-98	82	77	483	15.9	12/26	66	406	83.7	22/26	1690	20.6	10	9/26	10-11	13/15
1998-99	82	63	438	14.4	17/27	67	374	82.1	21/27	1373	16.7	12	11/26	8-10	8/18
1999-00	82	53	336	15.8	17/28	54	369	85.4	10/28	1344	16.4	16	5/28	9-4	7/3
2000-01	82	59	398	14.8	21/30	62	382	83.8	16/30	1287	15.7	10	13/30	13-4	5/2
2001-02	82	51	333	15.3	16/30	50	348	85.6	12/30	1267	15.5	6	10/30	12-7	4/12
2002-03	82	56	386	14.5	19/30	61	351	82.6	19/30	1203	14.7	16	13/30	13-8	1/14
2003-04	82	44	338	13.0	29/30	66	349	81.1	27/30	1220	14.9	22	16/30	13-8	4/13
2004-05	-	-	-	-	-	-	-	-	-	-	-	-	-	-	-
2005-06	82	88	485	18.1	14/30	76	478	84.1	8/30	1204	14.7	22	19/30	15-5	4/1
2006-07	82	53	373	14.2	27/30	59	382	84.6	8/30	1263	15.7	22	25/30	6-4	21/2
2007-08	82	57	344	16.6	20/30	56	366	84.7	5/30	1175	14.3	26	19/30	7-10	16/21
2008-09	82	60	354	17.0	21/30	76	338	77.5	27/30	1247	15.0	20	7/30	3-8	29/14
2009-10	82	52	301	17.3	18/30	67	305	78.0	26/30	1115	13.8	9	20/30	6-5	18/10
2010-11	82	44	304	14.5	27/30	82	321	77.0	29/30	1270	15.5	20	28/30	8-2	3/3
2011-12	82	54	262	20.6	3/30	52	296	82.4	14/30	942	11.5	20	18/30	5-8	14/21
2012-13	48	34	169	21.2	13/30	29	175	83.4	9/30	522	10.9	16	12/30	4-1	16/5
2013-14	82	46	271	17.0	21/30	50	280	82.1	15/30	966	11.8	20	22/30	4-13	24/30

NOTE:

- Rank in penalty minutes is based on most to fewest PIM. For example, in 1979-80 the Oilers were the 3rd most penalized team in the NHL.
- Rank in shorthanded goals (SHG) is based on most SHG for and on fewest SHG against. For example, in 1979-80 the Oilers had the second most shorthanded goals for and the fourth fewest shorthanded goals against.

SPECIAL TEAMS

OILERS 2013-14 POWER PLAY STATS

	Goals	Attempts	%	Rank
Overall	46	271	17.0	21st
Home	32	148	21.6	6th
Road	14	123	11.4	29th

OILERS 2013-14 PENALTY KILLING STATS

	Goals	Disadvantages	%	Rank
Overall	50	280	82.1	15th
Home	26	135	80.7	21st
Road	24	145	83.4	11th



EDMONTON OILERS ALL-STAR SELECTIONS

1980
SECOND TEAM
Wayne Gretzky, Centre

1981
FIRST TEAM
Wayne Gretzky, Centre

1982
FIRST TEAM
Wayne Gretzky, Centre
Mark Messier, Left Wing

SECOND TEAM
Grant Fuhr, Goal
Paul Coffey, Defence

1983
FIRST TEAM
Wayne Gretzky, Centre
Mark Messier, Left Wing

SECOND TEAM
Paul Coffey, Defence

1984
FIRST TEAM
Wayne Gretzky, Centre

SECOND TEAM
Mark Messier, Left Wing
Jari Kurri, Right Wing
Paul Coffey, Defence

1985
FIRST TEAM
Wayne Gretzky, Centre
Jari Kurri, Right Wing
Paul Coffey, Defence

1986
FIRST TEAM
Wayne Gretzky, Centre
Paul Coffey, Defence

SECOND TEAM
Jari Kurri, Right Wing

1987
FIRST TEAM
Wayne Gretzky, Centre
Jari Kurri, Right Wing

1988
FIRST TEAM
Grant Fuhr, Goal

SECOND TEAM
Wayne Gretzky, Centre

1989
SECOND TEAM
Jari Kurri, Right Wing

1990
FIRST TEAM
Mark Messier, Centre

EDMONTON OILERS IN THE NHL ALL-STAR GAME

1979-80 (Detroit): Wayne Gretzky (F), Blair MacDonald (F)

1980-81 (Los Angeles): Wayne Gretzky (F)

1981-82 (Washington): Paul Coffey (D), Grant Fuhr (G), Wayne Gretzky (F), Mark Messier (F)

1982-83 (NY Islanders): Paul Coffey (D), Wayne Gretzky (F), Jari Kurri (F), Mark Messier (F)

1983-84 (New Jersey): Glenn Anderson (F), Paul Coffey (D), Grant Fuhr (G), Wayne Gretzky (F), Jari Kurri (F)*, Kevin Lowe (D), Mark Messier (F), Glen Sather (Coach)

1984-85 (Calgary): Glenn Anderson (F), Paul Coffey (D), Grant Fuhr (G), Wayne Gretzky (F), Mike Krushelnyski (F), Jari Kurri (F), Kevin Lowe (D), Andy Moog (G), Glen Sather (Coach)

1985-86 (Hartford): Glenn Anderson (F), Paul Coffey (D), Lee Fogolin (D), Grant Fuhr (G), Wayne Gretzky (F), Jari Kurri (F), Kevin Lowe (D), Mark Messier (F), Andy Moog (G), Glen Sather (Coach)

1986-87 (Rendez-Vous '87): Glenn Anderson (F), Paul Coffey (D)*, Grant Fuhr (G), Wayne Gretzky (F), Jari Kurri (F), Mark Messier (F), Esa Tikkanen (F)

1987-88 (St. Louis): Glenn Anderson (F), Grant Fuhr (G), Wayne Gretzky (F), Jari Kurri (F), Kevin Lowe (D), Mark Messier (F), Glen Sather (Coach)

1988-89 (Edmonton): Jimmy Carson (C), Grant Fuhr (G), Jari Kurri (RW), Kevin Lowe (D), Mark Messier (C), Glen Sather (Coach)

1989-90 (Pittsburgh): Jari Kurri (RW), Kevin Lowe (D), Mark Messier (C)

1990-91 (Chicago): Mark Messier (C), Bill Ranford (G), Steve Smith (D), John Muckler (Coach)

1991-92 (Philadelphia): Vincent Damphousse (LW)

1992-93 (Montreal): Dave Manson (D)

1993-94 (NY Rangers): Shayne Corson (LW)

1995-96 (Boston): Doug Weight (C)

1996-97 (San Jose): Jason Arnott (C)

1997-98 (Vancouver): Doug Weight (C)

1998-99 (Tampa Bay): Roman Hamrlik (D)

1999-00 (Toronto): Tommy Salo (G)

2000-01 (Colorado): Janne Niinimaa (D), Doug Weight (C)

2001-02 (Los Angeles): Tommy Salo (G)

Note: Mike Comrie (C) selected to NHL YoungStars Game

2002-03 (Florida): Eric Brewer (D)

Note: Ales Hemsky (RW) selected to NHL YoungStars Game, but was replaced by Shawn Horcoff (C) due to injury.

2003-04 (Minnesota): None

Note: Alexei Semenov (D) and Raffi Torres (LW) selected to NHL YoungStars Game.

2006-07 (Dallas): Ryan Smyth (LW)

Note: Ladislav Smid (D) selected to NHL YoungStars Game.

2007-08 (Atlanta): Shawn Horcoff (C)

Note: Sam Gagner (C) selected to NHL YoungStars Game.

2008-09 (Montreal): Sheldon Souray (D)

Note: Andrew Coglianò (C) selected to NHL YoungStars Game.

2010-11 (Carolina): *Ales Hemsky (RW)

Note: Taylor Hall (LW) and *Jordan Eberle (RW) selected to Rookie Team

2011-12 (Ottawa): Jordan Eberle (RW)

Note: *Ryan Nugent-Hopkins (C) selected to Rookie Team

* Selected to team but did not play.

EDMONTON OILERS NHL AWARD WINNERS

HART MEMORIAL TROPHY

(Most Valuable Player)

Wayne Gretzky
1980-87

Mark Messier
1989-90

JAMES NORRIS

MEMORIAL TROPHY

(Outstanding Defenceman)

Paul Coffey
1984-85
1985-86

EMERY EDGE AWARD

(Plus-Minus Leader)

Charlie Huddy
1982-83

Wayne Gretzky
1983-84
1984-85
1986-87

ART ROSS TROPHY

(Leading Scorer)

Wayne Gretzky
1981-87

LADY BYNG

MEMORIAL TROPHY

(Most Gentlemanly Player)

Wayne Gretzky
1979-80

Jari Kurri
1984-85

JACK ADAMS AWARD

(Coach of the Year)

Glen Sather
1985-86

LESTER B. PEARSON AWARD

(Outstanding Player as selected by the NHL Player's Association)

Wayne Gretzky
1982-85
1987

Mark Messier
1989-90

CONN SMYTHE TROPHY

(Stanley Cup MVP)

Mark Messier
1983-84

Wayne Gretzky
1984-85
1987-88

Bill Ranford
1989-90

VEZINA TROPHY

(Outstanding Goaltender)

Grant Fuhr
1987-88

KING CLANCY MEMORIAL TROPHY

Kevin Lowe
1989-90

Ethan Moreau
2008-09

BUDWEISER/NHL MAN OF THE YEAR

Kevin Lowe
1989-90



EDMONTON OILERS AWARD WINNERS – 1979-80 TO 2013-14

ZANE FELDMAN TROPHY (MVP)

1979-80	Blair MacDonald	1998-99	Bill Guerin
1980-81	Wayne Gretzky	1999-00	Tommy Salo
1981-82	Wayne Gretzky	2000-01	Tommy Salo
1982-83	Wayne Gretzky	2001-02	Tommy Salo
1983-84	Wayne Gretzky	2002-03	Tommy Salo & Todd Marchant
1984-85	Wayne Gretzky	2003-04	Ethan Moreau
1985-86	Wayne Gretzky	2004-05	Not awarded – NHL Lockout
1986-87	Wayne Gretzky	2005-06	Chris Pronger
1987-88	Wayne Gretzky	2006-07	Dwayne Roloson
1988-89	Jari Kurri	2007-08	Ales Hemsky
1989-90	Mark Messier	2008-09	Ales Hemsky
1990-91	Bill Ranford	2009-10	Dustin Penner
1991-92	Bill Ranford	2010-11	Taylor Hall
1992-93	Bill Ranford	2011-12	Jordan Eberle
1993-94	Bill Ranford	2012-13	Jordan Eberle
1994-95	Jason Arnott	2013-14	Taylor Hall
1995-96	Doug Weight		
1996-97	Curtis Joseph		
1997-98	Doug Weight		

TOP FIRST YEAR OILER

1979-80	Dave Lumley	2000-01	Not awarded
1980-81	Glenn Anderson	2001-02	Not awarded
1981-82	Grant Fuhr	2002-03	Ales Hemsky
1982-83	Randy Gregg	2003-04	Not awarded
1983-84	Mark Messier*	2004-05	Not awarded – NHL Lockout
1984-85	Mike Krushelnyski	2005-06	Matt Greene
1985-86	Craig MacTavish	2006-07	Ladislav Smid
1986-87	Craig Muni	2007-08	Andrew Coglian & Sam Gagner
1987-88	Craig Simpson	2008-09	Lubomir Visnovsky
1988-89	Jimmy Carson	2009-10	Gilbert Brule
1989-90	Geoff Smith	2010-11	Taylor Hall
1990-91	Anatoli Semenov	2011-12	Ryan Nugent-Hopkins
1991-92	Vincent Damphousse	2012-13	Justin Schultz & Nail Yakupov
1992-93	Shayne Corson	2013-14	David Perron
1993-94	Jason Arnott		
1994-95	Todd Marchant		
1995-96	Curtis Joseph		
1996-97	Mike Grier		
1997-98	Roman Hamrlik		
1998-99	Tom Poti		
1999-00	Jim Dowd		

*Presented to the top playoff performer 1983-84 only.

UNSUING HERO

1987-88	Charlie Huddy	2001-02	Steve Staios
1988-89	Charlie Huddy	2002-03	Ethan Moreau
1989-90	Bill Ranford	2003-04	Igor Ulanov
1990-91	Petr Klima	2004-05	Not awarded – NHL Lockout
1991-92	Joe Murphy	2005-06	Fernando Pisani
1992-93	Craig MacTavish	2006-07	Marty Reasoner
1993-94	Shayne Corson	2007-08	Steve Staios
1994-95	David Oliver	2008-09	Jason Strudwick
1995-96	Zdeno Ciger	2009-10	Jason Strudwick
1996-97	Doug Weight	2010-11	Ryan Jones
1997-98	Dean McAmmond	2011-12	Ladislav Smid
1998-99	Mike Grier	2012-13	Jeff Petry
1999-00	Ethan Moreau	2013-14	Matt Hendricks
2000-01	Not awarded		

COMMUNITY SERVICE AWARD

1987-88	Mike Krushelnyski	2001-02	Georges Laraque
1988-89	Kevin Lowe	2002-03	Georges Laraque
1989-90	Craig Simpson	2003-04	Georges Laraque
1990-91	Craig Simpson	2004-05	Not awarded – NHL Lockout
1991-92	Kevin Lowe	2005-06	Georges Laraque
1992-93	Craig Simpson	2006-07	Jarret Stoll
1993-94	Kelly Buchberger	2007-08	Ethan Moreau
1994-95	Bill Ranford	2008-09	Ethan Moreau
1995-96	Luke Richardson	2009-10	Jason Strudwick
1996-97	Jason Arnott	2010-11	Jason Strudwick
1997-98	Chris Pronger	2011-12	Shawn Horcoff
1998-99	Pat Falloon	2012-13	Ryan Smyth
1999-00	Todd Marchant	2013-14	Andrew Ference
2000-01	Not awarded		

DEFENCEMAN OF THE YEAR

1979-80	Doug Hicks	1997-98	Boris Mironov
1980-81	Lee Fogolin	1998-99	Roman Hamrlik
1981-82	Kevin Lowe	1999-00	Jason Smith
1982-83	Charlie Huddy	2000-01	Jason Smith
1983-84	Paul Coffey	2001-02	Janne Niinimaa
1984-85	Paul Coffey	2002-03	Steve Staios
1985-86	Paul Coffey	2003-04	Jason Smith
1986-87	Kevin Lowe	2004-05	Not awarded – NHL Lockout
1987-88	Kevin Lowe	2005-06	Chris Pronger
1988-89	Charlie Huddy	2006-07	Jason Smith
1989-90	Craig Muni	2007-08	Tom Gilbert
1990-91	Steve Smith	2008-09	Sheldon Souray
1991-92	Norm Maciver	2009-10	Tom Gilbert
1992-93	Luke Richardson	2010-11	Ryan Whitney
1993-94	Igor Kravchuk	2011-12	Ladislav Smid
1994-95	Luke Richardson	2012-13	Ladislav Smid
1995-96	Bryan Marchment	2013-14	Justin Schultz
1996-97	Bryan Marchment		

TOP DEFENSIVE FORWARD

1987-88	Craig MacTavish	2001-02	Todd Marchant
1988-89	Esa Tikkanen	2002-03	Todd Marchant
1989-90	Craig MacTavish	2003-04	Shawn Horcoff
1990-91	Craig MacTavish	2004-05	Not awarded – NHL Lockout
1991-92	Craig MacTavish	2005-06	Ethan Moreau
1992-93	Kelly Buchberger	2006-07	Fernando Pisani
1993-94	Kelly Buchberger	2007-08	Fernando Pisani
1994-95	Kelly Buchberger	2008-09	Shawn Horcoff
1995-96	Kelly Buchberger	2009-10	Dustin Penner
1996-97	Kelly Buchberger	2010-11	Shawn Horcoff
1997-98	Mats Lindgren	2011-12	Shawn Horcoff
1998-99	Todd Marchant	2012-13	Ryan Nugent-Hopkins
1999-00	Mike Grier	2013-14	Boyd Gordon
2000-01	Todd Marchant		

MOST POPULAR PLAYER

1987-88	Wayne Gretzky	2001-02	Mike Comrie
1988-89	Mark Messier	2002-03	Ryan Smyth
1989-90	Mark Messier	2003-04	Ryan Smyth
1990-91	Mark Messier	2004-05	Not awarded – NHL Lockout
1991-92	Kelly Buchberger	2005-06	Ryan Smyth
1992-93	Kelly Buchberger	2006-07	Dwayne Roloson
1993-94	Shayne Corson	2007-08	Ales Hemsky
1994-95	Kirk Maltby	2008-09	Ales Hemsky
1995-96	Doug Weight	2009-10	Ales Hemsky
1996-97	Curtis Joseph	2010-11	Ryan Jones
1997-98	Curtis Joseph	2011-12	Jordan Eberle
1998-99	Doug Weight	2012-13	Taylor Hall
1999-00	Georges Laraque	2013-14	Ryan Smyth
2000-01	Doug Weight		

EDMONTON OILERS YEARLY MOLSON CUP WINNERS – 1979-80 TO 2013-14

1979-80	Wayne Gretzky	1991-92	Joe Murphy	2003-04	Ryan Smyth
1980-81	Wayne Gretzky	1992-93	Bill Ranford	2004-05	Not Awarded – NHL Lockout
1981-82	Wayne Gretzky	1993-94	Bill Ranford	2005-06	Ryan Smyth
1982-83	Wayne Gretzky	1994-95	Bill Ranford	2006-07	Dwayne Roloson
1983-84	Wayne Gretzky	1995-96	Doug Weight	2007-08	Mathieu Garon
1984-85	Wayne Gretzky	1996-97	Curtis Joseph	2008-09	Dwayne Roloson
1985-86	Wayne Gretzky	1997-98	Curtis Joseph	2009-10	Jeff Deslauriers
1986-87	Wayne Gretzky	1998-99	Bill Guerin	2010-11	Taylor Hall
1987-88	Wayne Gretzky	1999-00	Tommy Salo	2011-12	Taylor Hall
1988-89	Grant Fuhr	2000-01	Tommy Salo	2012-13	Devan Dubnyk
1989-90	Mark Messier	2001-02	Tommy Salo	2013-14	Taylor Hall
1990-91	Bill Ranford	2002-03	Tommy Salo		



OILERS 2013-14 MOLSON 3 STARS BY PLAYER AND MONTH

PLAYER	1ST	2ND	3RD	TOTAL	OCT.	NOV.	DEC.	JAN./FEB.	MAR.	APR.
Hall	3	2	5	10	1	1	4	4		
Hall	5	8	7	20	2	2	7	3	2	4
Scrivens	4	3	4	11	0	0	0	4	5	2
Nugent-Hopkins	3	4	4	11	4	3	1	1	1	1
Perron	4	2	4	10	1	3	3	1	2	0
Eberle	4	1	3	8	1	1	0	3	1	2
Smyth	2	1	3	6	1	1	1	1	1	1
Dubnyk	1	4	1	6	1	3	2	0	0	0
Bryzgalov	1	0	5	6	0	1	3	2	0	0
Yakupov	0	1	3	4	0	1	1	2	0	0
Hendricks	1	2	1	4	0	0	0	3	1	0
Hemsky	1	0	3	4	1	0	1	1	1	0
J. Schultz	1	0	3	4	0	0	0	2	1	1
Larsen	0	0	2	2	0	1	0	0	0	1
Gagner	0	1	0	1	0	0	0	0	0	1
Fasth	0	0	1	1	0	0	0	0	1	0
Klefbon	0	1	0	1	0	0	0	0	1	0
Bachman	0	1	0	1	1	0	0	0	0	0
Arcobello	1	0	0	1	0	1	0	0	0	0
Joensuu	0	0	1	1	1	0	0	0	0	0
Gordon	0	0	1	1	0	0	0	1	0	0
Gazdic	0	0	1	1	0	0	0	1	0	0
Belov	0	0	1	1	0	0	0	1	0	0

2013-14 MONTHLY WINNERS

MONTH	PLAYER	STARS	CHARITY	DONATION
October	Nugent-Hopkins	1-1-2=20	Cystic Fibrosis	\$1,000
November	Perron	3-0-0=15	Edmonton Humane Society	\$1,000
December	Hall	4-3-0=35	Boys and Girls Club	\$1,000
January/February	Scrivens	3-1-0=20	Edmonton Garrison Military Family Resource Centre	\$1,000
March	Scrivens	1-2-2=25	The Ronald McDonald House	\$1,000



2013-14 EDMONTON OILERS MOLSON CUP STANDINGS

DATE	OPPONENT	RESULT	FIRST STAR	SECOND STAR	THIRD STAR	SELECTOR
Oct. 1	vs. Winnipeg	L. 5-4	_____	_____	Joensuu	CBC
Oct. 5	@ Vancouver	L. 6-2	_____	_____	-----	CBC
Oct. 7	vs. New Jersey	W. 5-4 (S)	Nugent-Hopkins	_____	Perron	Sportsnet
Oct. 10	vs. Montreal	L. 4-1	_____	_____	Hall	Sportsnet
Oct. 12	@ Toronto	L. 6-5 (OT)	_____	_____	Smyth	CBC
Oct. 14	@ Capitals	L. 4-2	_____	_____	_____	Sportsnet
Oct. 15	@ Pittsburgh	L. 3-2	_____	_____	Hemsky	Sportsnet
Oct. 17	@ NY Islanders	L. 3-2	_____	_____	Hall	Sportsnet
Oct. 19	@ Ottawa	W. 3-1	Eberle	Dubnyk	Nugent-Hopkins	Sportsnet
Oct. 22	@ Montreal	W. 4-3	Smid	Nugent-Hopkins	_____	Sportsnet
Oct. 24	vs. Washington	L. 4-1	_____	_____	Nugent-Hopkins	Sportsnet
Oct. 26	@ Phoenix	L. 5-4	_____	_____	_____	Sportsnet
Oct. 27	@ Los Angeles	L. 2-1 (SO)	_____	Bachman	_____	Sportsnet
Oct. 29	vs. Toronto	L. 4-0	_____	_____	_____	Sportsnet
Nov. 2	vs. Detroit	L. 5-0	_____	_____	_____	CBC
Nov. 5	@ Florida	W. 4-3	Arcobello	_____	Nugent-Hopkins	Sportsnet
Nov. 7	@ Tampa Bay	L. 4-2	_____	_____	Hall	Sportsnet
Nov. 9	@ Philadelphia	L. 4-2	_____	_____	_____	Sportsnet
Nov. 10	@ Chicago	L. 5-4	_____	_____	Larsen	Sportsnet
Nov. 13	vs. Dallas	L. 3-0	_____	Dubnyk	_____	TSN
Nov. 15	vs. San Jose	L. 3-1	_____	_____	Dubnyk	TSN
Nov. 16	@ Calgary	W. 4-2	Perron	_____	Hall	CBC
Nov. 19	vs. Columbus	W. 7-0	Perron	Yakupov	Smyth	Sportsnet
Nov. 21	vs. Florida	W. 4-1	Perron	Dubnyk	Nugent-Hopkins	Sportsnet
Nov. 25	vs. Chicago	L. 5-1	_____	_____	_____	Sportsnet
Nov. 28	@ Nashville	W. 3-0	Bryzgalov	Nugent-Hopkins	Eberle	Sportsnet
Nov. 29	@ Columbus	L. 4-2	_____	_____	_____	Sportsnet
Dec. 1	@ Dallas	W. 3-2 (OT)	_____	_____	Bryzgalov	Sportsnet
Dec. 3	vs. Phoenix	L. 6-2	_____	_____	Perron	Sportsnet
Dec. 5	vs. Colorado	W. 8-2	Hall	Dubnyk	Hemsky	Sportsnet
Dec. 7	vs. Calgary	L. 2-1 (OT)	_____	Hall	_____	CBC
Dec. 10	vs. Carolina	W. 5-4 (OT)	Hall	_____	Yakupov	Sportsnet
Dec. 12	vs. Boston	L. 4-2	_____	Perron	_____	Sportsnet
Dec. 13	@ Vancouver	L. 4-0	_____	_____	_____	CBC
Dec. 15	@ Anaheim	L. 3-2	_____	Nugent-Hopkins	_____	Sportsnet
Dec. 17	@ Los Angeles	L. 3-0	_____	Hall	_____	Sportsnet
Dec. 19	@ Colorado	L. 4-2	_____	Hall	_____	Sportsnet
Dec. 21	vs. St. Louis	L. 6-0	_____	_____	_____	CBC
Dec. 23	vs. Winnipeg	W. 6-2	Hall	Perron	Smyth	Sportsnet
Dec. 27	@ Calgary	W. 2-0	Dubnyk	_____	_____	Sportsnet
Dec. 28	vs. Philadelphia	L. 4-3 (SO)	_____	_____	Bryzgalov	CBC
Dec. 31	@ Phoenix	L. 4-3 (OT)	Hall	_____	Bryzgalov	Sportsnet
Jan. 2	@ San Jose	L. 5-1	_____	_____	_____	Sportsnet
Jan. 3	@ Anaheim	L. 5-2	_____	_____	Gordon	Sportsnet
Jan. 5	vs. Tampa Bay	W. 5-3	Eberle	Hall	Gazdic	Sportsnet
Jan. 7	vs. St. Louis	L. 5-2	_____	_____	Yakupov	Sportsnet
Jan. 10	vs. Pittsburgh	W. 4-3 (OT)	Nugent-Hopkins	_____	Belov	TSN
Jan. 12	@ Chicago	L. 5-3	_____	_____	Hemsky	Sportsnet
Jan. 14	@ Dallas	L. 5-2	_____	_____	Hall	Sportsnet
Jan. 16	@ Minnesota	L. 4-1	_____	_____	Eberle	Sportsnet
Jan. 18	@ Winnipeg	L. 3-2 (OT)	_____	_____	Eberle	CBC
Jan. 21	vs. Vancouver	L. 2-1	_____	Scrivens	_____	Sportsnet
Jan. 24	vs. Phoenix	L. 4-3	_____	Hendricks	_____	Sportsnet
Jan. 26	vs. Nashville	W. 5-1	Scrivens	Smyth	J. Schultz	Sportsnet
Jan. 27	vs. Vancouver	W. 4-2	Perron	_____	J. Schultz	Sportsnet
Jan. 29	vs. San Jose	W. 3-0	Scrivens	Hall	_____	Sportsnet
Feb. 1	@ Boston	L. 4-0	_____	_____	_____	Sportsnet
Feb. 3	@ Buffalo	W. 3-2	Hendricks	_____	Bryzgalov	Sportsnet
Feb. 6	@ NY Rangers	W. 2-1	Scrivens	_____	Yakupov	Sportsnet
Feb. 7	@ New Jersey	L. 2-1 (OT)	_____	_____	Bryzgalov	Sportsnet
Feb. 27	vs. Minnesota	L. 3-0	_____	_____	Hendricks	Sportsnet
Mar. 1	vs. Calgary	L. 2-1 (OT)	_____	_____	Perron	CBC
Mar. 4	vs. Ottawa	W. 3-2	Hemsky	Scrivens	_____	Sportsnet
Mar. 6	vs. NY Islanders	W. 3-2 (OT)	Smyth	_____	Scrivens	Sportsnet
Mar. 9	vs. Los Angeles	L. 4-2	_____	Scrivens	-----	Sportsnet
Mar. 11	@ Minnesota	W. 4-3 (SO)	_____	_____	-----	TSN
Mar. 13	@ St. Louis	L. 6-2	_____	_____	-----	TSN
Mar. 14	@ Detroit	L. 2-1 (SO)	_____	_____	_____	Sportsnet
Mar. 16	@ Carolina	W. 2-1	J. Schultz	Hendricks	Scrivens	Sportsnet
Mar. 18	vs. Nashville	W. 5-1	Eberle	Nugent-Hopkins	Fasth	Sportsnet
Mar. 20	vs. Buffalo	L. 3-1	_____	Hall	_____	TSN
Mar. 22	vs. Calgary	L. 8-1	_____	_____	_____	CBC
Mar. 25	vs. San Jose	L. 5-2	_____	_____	Hall	TSN
Mar. 28	vs. Anaheim	W. 4-3 (OT)	Scrivens	Klefboom	Perron	Sportsnet
Mar. 30	vs. NY Rangers	L. 5-0	_____	_____	_____	TSN
Apr. 1	@ San Jose	L. 5-4	Nugent-Hopkins	Eberle	Hall	Sportsnet
Apr. 2	@ Anaheim	L. 3-2	_____	Hall	Larsen	Sportsnet
Apr. 4	@ Phoenix	W. 3-2 (SO)	Eberle	Gagner	-----	Sportsnet
Apr. 6	vs. Anaheim	W. 4-2	Hall	_____	J. Schultz	TSN
Apr. 8	vs. Colorado	L. 4-1	_____	_____	Scrivens	Sportsnet
Apr. 10	vs. Los Angeles	L. 3-0	_____	_____	_____	TSN
Apr. 12	vs. Vancouver	W. 5-2	Smyth	Hall	Scrivens	CBC



EDMONTON OILERS ENTRY DRAFT SELECTIONS

PLAYER	ROUND	NO.	POS.	AGE	LAST AMATEUR CLUB
1979					
LOWE, Kevin	1	21	D	20	Quebec Remparts (QMJHL)
MESSIER, Mark	3	48	LW	18	St. Albert Saints (AJHL)
ANDERSON, Glenn	4	69	RW	19	University of Denver (WCHA)
KOSTOVICH, Maxwell	4	84	LW	20	Portland Winter Hawks (WHL)
TOAL, Mike	5	105	C	20	Portland Winter Hawks (WHL)
BARNES, Blair	6	126	RW	19	Windsor Spitfires (OHL)
1980					
COFFEY, Paul	1	6	D	19	Kitchener Rangers (OHL)
BABCOCK, Shawn	3	48	RW	18	Windsor Spitfires (OHL)
KURRI, Jari	4	69	RW	20	Jokerit (Finland)
PODDUBNY, Walt	5	90	C/LW	20	Kingston Canadians (OHL)
WINTHER, Mike	6	111	C	19	Brandon Wheat Kings (WHL)
MOOG, Andy	7	132	G	20	Billings Bighorns (WHL)
POLMAN TUIN, Rob	8	153	G	20	Michigan Tech (WCHA)
PETERSSON, Lars-Gunnar	9	174	LW	20	Lulea H.F. (Sweden)
1981					
FUHR, Grant	1	8	G	18	Victoria Cougars (WHL)
STRUEBY, Todd	2	29	LW	18	Regina Pats (WHL)
HOUCK, Paul	4	71	RW	18	Kelowna Buckaroos (BCJHL)
DROUILLARD, Phil	5	92	LW	18	Niagara Falls Flyers (OHL)
SMITH, Steve	6	111	RW	18	London Knights (OHL)
HABSCHIED, Marc	6	113	C	18	Saskatoon Blades (WHL)
STURGEON, Mike	8	155	D	18	Kelowna Buckaroos (BCJHL)
HORAVA, Miloslav	9	176	D	19	Czechoslovakia
SHERVEN, Gord	10	197	C	18	Weyburn Red Wings (SJHL)
1982					
PLAYFAIR, Jim	1	20	D	18	Portland Winter Hawks (WHL)
GRAVES, Steve	2	41	LW	18	Sault Ste. Marie Greyhounds (OHL)
LONEY, Brent	3	62	LW	18	Cornwall Royals (OHL)
POUZAR, Jaroslav	4	83	LW	31	Czechoslovakia
BOETTGER, Dwayne	5	104	D	19	Toronto Marlboros (OHL)
SUMMANEN, Raimo	6	125	L/RW	20	Keiko-Reipas (Finland)
SMALL, Brian	7	146	RW	18	Ottawa 67's (OHL)
CLARK, Dean	8	167	D	18	St. Albert Saints (AJHL)
WOOD, Ian	9	188	G	18	Penticton Knights (BCJHL)
DION, Grant	10	209	D	18	Cowichan Valley (BCJHL)
SMITH, Chris	11	230	G	20	Regina Pats (WHL)
CRAWFORD, Jeff	12	251	LW	20	Regina Pats (WHL)
1983					
BEUKEBOOM, Jeff	1	19	D	18	Sault Ste. Marie Greyhounds (OHL)
GOLDEN, Mike	2	40	C	18	Reading High School (US HS)
FLANAGAN, Mike	3	61	D	18	Acton-Boxboro High School (US HS)
TIKKANEN, Esa	4	82	LW/C	18	Helsinki IFK Juniors (Finland)
BARBER, Don	6	124	LW	19	Kelowna Buckaroos (WHL)
DERKATCH, Dale	7	145	C	18	Regina Pats (WHL)
VOS, Ralph	8	166	LW	18	Abbotsford Flyers (BCJHL)
ROACH, Dave	9	187	G	18	New Westminster Royals (BCJHL)
YADLOWSKI, Warren	10	208	C	17	Calgary Wranglers (WHL)
MINER, John	11	229	D	17	Regina Pats (WHL)
WOODBURN, Steve	12	250	D	19	Verdun Juniors (QMJHL)
1984					
ODELEIN, Selmar	1	21	D	18	Regina Pats (WHL)
REAUGH, Daryl	2	42	G	19	Kamloops Oilers (WHL)
NORMAN, Todd	3	63	C	18	Hill Murray HS (US HS)
NOVAK, Rich	4	84	RW	18	Richmond (BCJHL)
LAMBERT, Richard	5	105	LW	18	Henry Carr (Jr. B)
VIVEIROS, Emanuel	6	106	D	18	Prince Albert Raiders (WHL)
DORNIC, Ivan	6	126	LW	22	Dukla Trencin (Czech)
RIIHJARVI, Heikki	7	147	D	18	Kiekko-Espoo (Finland)
EWEN, Todd	8	168	RW	18	New Westminster Bruins (WHL)
CURTIS, Joel	10	209	LW	18	Oshawa Generals (OHL)
WHEELDON, Simon	11	229	C	18	Victoria Cougars (WHL)
GANI, Darren	12	250	D	19	Belleville Bulls (OHL)



PLAYER	ROUND	NO.	POS.	AGE	LAST AMATEUR CLUB
1985					
METCALFE, Scott	1	20	LW	18	Kingston Canadians (OHL)
CARNELLE, Todd	2	41	D	18	Kamloops Blazers (WHL)
WARE, Mike	3	62	D	18	Hamilton Steelhawks (OHL)
KAPUSTA, Tomas	5	104	C	18	Gottwaldov (Czech)
TESSIER, Brian	6	125	G	18	North Bay Centennials (OHL)
TYERS, Shawn	7	146	RW	18	Kitchener Rangers (OHL)
FAIRFIELD, Tony	8	167	RW	17	St. Albert Saints (AJHL)
BUCHBERGER, Kelly	9	188	LW	18	Moose Jaw Warriors (WHL)
BARBE, Mario	10	209	D	18	Chicoutimi Saguenens (QMJHL)
HEADON, Peter	11	230	C	18	Notre Dame High School (SJHL)
HALEY, John	12	251	G	18	Hull High School (US HS)
1986					
ISSEL, Kim	1	21	RW	18	Prince Albert Raiders (WHL)
NICHOLS, Jamie	2	42	LW	18	Portland Winter Hawks (WHL)
SHUDRA, Ron	3	63	D	18	Kamloops Blazers (WHL)
CURRIE, Dan	4	84	LW	18	Sault Ste. Marie Greyhounds (OHL)
HAAS, David	5	105	LW	18	London Knights (OHL)
ENNIS, Jim	6	126	D	18	Boston University Terriers (HE)
MATULIK, Ivan	7	147	LW	18	Slovan Bratislava (Czech)
BEAULIEU, Nicolas	8	168	LW	18	Drummondville Voltigeurs (QMJHL)
GREENLAY, Mike	9	189	G	17	Calgary Midgets "AAA"
LANZA, Matt	10	210	D	18	Winthrop High School (US HS)
BOZIK, Mojmir	11	231	D	24	Kosice (Czechoslovakia)
HAND, Tony	12	252	C	18	Murrayfield Racers (Scotland)
1987					
SOBERLAK, Peter	1	21	LW	18	Swift Current Broncos (WHL)
WERENKA, Brad	2	42	D	18	Northern Michigan U (WCHA)
SMITH, Geoff	3	63	D	18	St. Albert Saints (AJHL)
ERIKSSON, Peter	4	64	LW	21	HV 71 (Sweden)
Van ALLEN, Shaun	5	105	C	19	Saskatoon Blades (WHL)
TOUPAL, Radek	6	126	RW	19	Ceske Motor Budejovice (Czech)
SRSEN, Tomas	7	147	LW	19	Zetr Brno (Czech)
ELLINGSEN, Age	8	168	D	24	Storhamer (Norway)
ARMSTRONG, Gavin	9	189	G	18	RPI Engineers (ECAC)
TINKHAM, Mike	10	210	RW	18	Newburyport High School (US HS)
PAULETTI, Jeff	11	231	D	18	U of Minnesota (WCHA)
DUUS, Jesper	12	241	D	19	Rodoure SK (Denmark)
VYAZMIKIN, Igor	12	252	RW/LW	19	Central Red Army (USSR)
1988					
LEROUX, Francois	1	19	D	18	St. Jean Castors (QMJHL)
KOIVUNEN, Petro	2	39	C	18	K-Espoo (Finland)
SIM, Trevor	3	53	C	18	Seattle Thunderbirds (WHL)
BAUER, Collin	3	61	D	17	Saskatoon Blades (WHL)
BRAUER, Cam	4	82	D	18	RPI Engineers (ECAC)
MARTIN, Don	5	103	LW	20	London Knights (OHL)
BARRIE, Len	6	124	RW	19	Victoria Cougars (WHL)
GLOVER, Mike	7	145	RW	19	Sault Ste. Marie Greyhounds (OHL)
PODEIN, Shjon	8	166	C	20	U of Minnesota-Duluth (WCHA)
COLE, Tim	9	187	G	19	Woburn H.S. (US HS)
ZUBKOV, Vladimir	10	208	D	30	Central Red Army (USSR)
MacDONALD, Darin	11	229	LW	18	Boston University (HE)
TISDALE, Tim	12	250	C	20	Swift Current Broncos (WHL)
1989					
SOULES, Jason	1	15	D	18	Niagara Falls Thunder (OHL)
BORGIO, Richard	2	36	RW	18	Kitchener Rangers (OHL)
BERANEK, Josef	4	78	C	19	Litvinov (Czech)
WHITE, Peter	5	92	LW	20	Michigan State University (CCHA)
SEMENOV, Anatoli	6	120	C	27	Moscow Dynamo (USSR)
PAYNE, Davis	7	140	LW	18	Michigan Tech University (WCHA)
YASHIN, Sergei	7	141	LW	27	Moscow Dynamo (USSR)
MARTINI, Darcy	8	162	D	20	Michigan Tech University (WCHA)
BOZEK, Roman	11	225	RW	25	Budejovice (Czech)
1990					
ALLISON, Scott	1	17	C	18	Prince Albert Raiders (WHL)
LEGAULT, Alexandre	2	38	RW	18	Boston University (HE)
CROWLEY, Joe	3	59	LW	18	Lawrence Academy (US HS)



PLAYER	ROUND	NO.	POS.	AGE	LAST AMATEUR CLUB
BLAIN, Joel	4	67	LW	18	Hull Olympiques (QMJHL)
LOUDER, Greg	5	101	G	18	Cushing Academy (US HS)
SAILYNOJA, Keijo	6	122	LW	20	Jokerit (Finland)
POWER, Mike	7	143	G	19	Western Michigan U (CCHA)
MEJZLIK, Roman	8	164	LW/C	22	Dukla Jihlava (Czech)
ZEMLICKA, Richard	9	185	LW/RW	26	Sparta Praha (Czech)
KORINEK, Petr	10	206	C	24	Skoda Plzen (Czech)
NUUTINEN, Sami	12	248	D	19	K-Espoo (Finland)
1991					
WRIGHT, Tyler	1	12	C	18	Swift Current Broncos (WHL)
RUCINSKY, Martin	1	20	LW	20	Litvinov (Czech)
VERNER, Andrew	2	34	G	18	Peterborough Petes (OHL)
BREEN, George	3	56	RW	17	Cushing Academy (US HS)
NOBILI, Mario	4	78	LW	20	Longueuil (QMJHL)
HAGGERTY, Ryan	5	93	C	18	Westminster (US HS)
OLIVER, David	7	144	RW	20	U of Michigan (CCHA)
KITCHING, Gary	8	166	C	20	Thunder Bay (USJHL)
BARLIE, Vegar	10	210	RW	18	Valerengen (Norway)
BELOSHEIKEN, Evgeny	11	232	G	25	Central Red Army (USSR)
RIIHUJARVI, Juha	12	254	RW	21	Oulu Karpat (Finland)
1992					
HULBIG, Joe	1	13	LW	18	St. Sebastian's (US HS)
REICHEL, Martin	2	37	RW	18	Freiburg (Germany)
ROY, Simon	3	61	D	18	Shawinigan Cataractes (QMJHL)
MALTBY, Kirk	3	65	RW	19	Owen Sound Platers (OHL)
INTRANUOVO, Ralph	4	96	C	18	Sault Ste. Marie Greyhounds (OHL)
GAGE, Joaquin	5	109	G	18	Portland Winter Hawks (WHL)
GIBSON, Steve	7	157	LW	19	Windsor Spitfires (OHL)
SHIM, Kyuin	8	181	RW	18	Sherwood Park Crusaders (AJHL)
SCHMIDT, Colin	8	190	C	18	Regina Midgets (Midget)
TUOMAINEN, Marko	9	205	RW	20	Clarkson University (ECAC)
RASMUSSEN, Bryan	11	253	LW	18	St. Louis Park (US HS)
1993					
ARNOTT, Jason	1	7	C	18	Oshawa Generals (OHL)
STAJDUHAR, Nick	1	16	D	18	London Knights (OHL)
VYBORNY, David	2	33	C	18	Sparta Praha (Czech Republic)
PADEN, Kevin	3	59	C	18	Detroit Jr. Red Wings (OHL)
KERCH, Alexander	3	60	RW	26	Dynamo Riga (CIS)
SATAN, Miroslav	5	111	C	18	Dukla Trencin (Slovakia)
ZHURIK, Alexander	7	163	D	18	Dynamo Minsk (CIS)
BAKULA, Martin	8	189	D	23	U of Alaska-Anchorage (WCHA)
NORTON, Brad	9	215	D	18	Cushing Academy (US HS)
MALTSEV, Oleg	10	241	LW	30	Chelyabinsk (CIS)
BYAKIN, Ilja	11	267	D	30	Landshut (Germany)
1994					
BONSIGNORE, Jason	1	4	C	18	Niagara Falls Thunder (OHL)
SMYTH, Ryan	1	6	LW	18	Moose Jaw Warriors (WHL)
WATT, Mike	2	32	LW	18	Stratford (OHA Jr. B)
NEILSON, Corey	3	53	D	17	North Bay Centennials (OHL)
SYMES, Brad	3	60	D	18	Portland Winter Hawks (WHL)
COPELAND, Adam	4	79	RW	18	Burlington (OHA Jr. B)
TARVAINEN, Jussi	4	95	C	18	KalPA Kuopio (Finland)
GASKINS, Jon	5	110	D	18	Dubuque (USJHL)
MARCHANT, Terry	6	136	LW	18	Niagara (NAJHL)
SHEPTAK, Curtis	7	160	LW	19	Olds Grizzlies (AJHL)
SHULGA, Dimitrius	7	162	RW	18	Tivali Minsk (CIS)
WICKENHEISER, Chris	7	179	G	18	Red Deer Rebels (WHL)
GUINN, Rob	8	185	D	18	Newmarket Royals (OHL)
REID, Jason	8	188	D	18	St. Andrew's (CHS)
JABLONSKI, Jeremy	9	214	G	19	Victoria Cougars (WHL)
BENYSEK, Ladislav	11	266	D	19	Olomouc (Czech)
1995					
KELLY, Steve	1	6	C	18	Prince Albert Raiders (WHL)
LARAQUE, Georges	2	31	RW	18	St. Jean Lynx (QMJHL)
ZIB, Lukas	3	57	D	18	HC Ceske Budejovice (Czech)
MINARD, Mike	4	83	G	18	Chilliwack Chiefs (BCJHL)
SNOPEK, Jan	5	109	D	19	Oshawa Generals (OHL)



PLAYER	ROUND	NO.	POS.	AGE	LAST AMATEUR CLUB
CERVEN, Martin	7	161	C	18	Dukla Trencin Jrs. (Slovakia)
DOUGLAS, Stephen	8	187	D	18	Niagara Falls Thunder (OHL)
ANTONIN, Jiri	9	213	D	19	HC Pardubice Jrs. (Czech)
1996					
DEVEREAUX, Boyd	1	6	C	18	Kitchener Rangers (OHL)
DESCOTEAUX, Matthieu	1	19	D	18	Shawinigan Cataractes (QMJHL)
HAJT, Chris	2	32	D	18	Guelph Storm (OHL)
POTI, Tom	3	59	D	19	Cushing Academy (US HS)
URICK, Brian	5	114	RW	19	U of Notre Dame (CCHA)
RANDALL, Bryan	6	141	C	17	Medicine Hat Tigers (WHL)
BERNIER, David	7	168	C	18	St-Hyacinthe Laser (QMJHL)
LAFRANCE, Brandon	7	170	RW	19	Ohio State U (CCHA)
PISANI, Fernando	8	195	C	19	St. Albert Saints (AJHL)
HULTBERG, John	9	221	G	19	Kingston Frontenacs (OHL)
1997					
RIESEN, Michel	1	14	C	18	Biel (Switzerland)
DÖVIGI, Patrick	2	41	G	17	Erie Otters (OHL)
YERKOVICH, Sergei	3	68	D	22	Las Vegas Thunder (IHL)
ELOFSSON, Jonas	4	94	D	18	Farjestad Karlstad (Sweden)
CHIMERA, Jason	5	121	C	18	Medicine Hat Tigers (WHL)
SARNO, Peter	6	141	C	17	Windsor Spitfires (OHL)
BOLIBRUCK, Kevin	7	176	D	20	Peterborough Petes (OHL)
HINZ, Chad	7	187	C	18	Moose Jaw Warriors (WHL)
KERR, Chris	8	205	D	18	Sudbury Wolves (OHL)
FOMITCHEV, Alexandre	9	231	G	18	St. Albert Saints (AJHL)
1998					
HENRICH, Michael	1	13	RW	18	Barrie Colts (OHL)
HENRY, Alex	3	67	D	18	London Knights (OHL)
HORCOFF, Shawn	4	99	C	20	Michigan State (CCHA)
ANTILA, Kristian	4	113	G	18	Ilves Tampere (Finland)
ELLIOTT, Paul	5	128	D	18	Medicine Hat Tigers (WHL)
SMIRNOV, Oleg	5	144	LW	18	Elektrostal (Russia)
ETTINGER, Trevor	6	159	D	17	Cape Breton Screaming Eagles (QMJHL)
MORRISON, Michael	7	186	G	18	Exeter (US HS)
LEFEBVRE, Christian	8	213	D	20	Baie-Comeau Drakkar (QMJHL)
SPIRIDONOV, Maxim	9	241	RW	20	London Knights (OHL)
1999					
RITA, Jani	1	13	RW	17	Jokerit Helsinki (Finland)
SEMENOV, Alexei	2	36	D	18	Sudbury Wolves (OHL)
SALMELAINEN, Tony	2	41	LW	17	HIFK Helsinki Jrs. (Finland)
HAUSER, Adam	3	81	G	19	U of Minnesota (WCHA)
COMRIE, Mike	3	91	C	18	U of Michigan (CCHA)
FAUTEUX, Jonathan	5	139	D	18	Les Foreurs De Val-D'Or (QMJHL)
LEGG, Chris	6	171	C	19	London Jr. B (OHA)
CHARTIER, Christian	7	199	D	18	Saskatoon Blades (WHL)
GROSCHL, Tomas	9	256	F	18	Hungarian National Team (Intl)
2000					
MIKHNOV, Alexei	1	17	LW	17	Yaroslavl 2 (Russia)
WINCHESTER, Brad	2	35	C/LW	19	U of Wisconsin (WCHA)
LIUBIMOV, Alexander	3	83	D	20	Samara (Russia)
DICKENSON, Lou	4	113	C/LW	17	Mississauga Ice Dogs (OHL)
FLACHE, Paul	5	152	D	18	Brampton Battalion (OHL)
NORRIE, Shaun	6	184	RW	17	Calgary Hitmen (WHL)
CULLEN, Joe	7	211	C/LW	19	Colorado College (WCHA)
LOMBARDI, Matthew	7	215	C	18	Les Tigres de Victoriaville (QMJHL)
PLATT, Jason	8	247	D	19	Omaha Lancers (USHL)
MURATOV, Evgeny	9	274	LW	19	Neftechimik (Russia)
2001					
HEMSKY, Ales	1	13	RW	17	Hull Olympiques (QMJHL)
LYNCH, Doug	2	43	D	18	Red Deer Rebels (WHL)
CARON, Ed	2	52	LW	19	Phillips-Exeter (USHS)
SMITH, Kenny	3	84	D	18	Harvard U (ECAC)
MARKKANEN, Jussi	5	133	G	26	Tappara Tampere (Finland)
BRENK, Jake	5	154	C	19	Breck (US HS)
SVENSK, Mikael	6	185	D	18	Frolunda Jrs. (Finland)
BAUM, Dan	7	215	C/LW	18	Prince George Cougars (WHL)



PLAYER	ROUND	NO.	POS.	AGE	LAST AMATEUR CLUB
HAAKANA, Kari	8	248	D	27	Jokerit Helsinki (Finland)
PISA, Ales	9	272	D	24	HC Pardubice (Czech Republic)
STEPHENSON, Shay	9	278	LW	17	Red Deer Rebels (WHL)
2002					
NIINIMAKI, Jesse	1	15	C	18	Ilves Tampere (Finland)
DESLAURIERS, Jeff	2	31	G	18	Chicoutimi Saguenéens (QMJHL)
STOLL, Jarret	2	36	C	19	Kootenay Ice (WHL)
GREENE, Matt	2	44	D	19	Green Bay Gamblers (USHL)
RADUNSKÉ, Brock	3	79	LW	19	Michigan State (CCHA)
KOLTSOV, Ivan	4	106	D	18	Cherepovec (Russia)
ALMTORP, Jonas	4	111	C	18	Modo Jrs. (Sweden)
FISHER, Glenn	5	148	G	19	Ft. Saskatchewan Traders (AJHL)
LUOMA, Mikko	6	181	D	26	Tappara Tampere (Finland)
DUFORT, Jean-Francois	7	205	LW	20	Cape Breton Screaming Eagles (QMJHL)
MURPHY, Patrick	7	211	LW	18	Newmarket Hurricanes (OPJHL)
HELMINEN, Dwight	8	244	C	19	U of Michigan (CCHA)
MICKA, Tomas	8	245	W	19	Slavia Jrs. (Czech Republic)
JOHANSSON, Fredrik	9	274	C	18	Frolunda Jrs. (Sweden)
2003					
POULIOT, Marc-Antoine	1	22	C	18	Rimouski Oceanic (QMJHL)
McDONALD, Colin	2	51	RW	18	New England Jr. Coyotes (EJHL)
JACQUES, Jean-Francois	2	68	LW	18	Baie Comeau Drakkar (QMJHL)
JOUKOV, Mishail	3	72	C/W	18	Arboga (Sweden)
STORTINI, Zachery	3	94	RW	17	Sudbury Wolves (OHL)
OLSSON, Kalle	5	147	W	18	Frolunda Jrs. (Sweden)
ROHLFS, David	5	154	RW	19	Compuware Ambassadors (NAHL)
UMICEVIC, Dragan	6	184	LW	18	Sodertälje SK (Sweden)
BRODZIAK, Kyle	7	214	C	19	Moose Jaw Warriors (WHL)
ROY, Mathieu	7	215	D	19	Val D'Or Foreurs (QMJHL)
HRABAL, Josef	8	248	D	17	Vsetin Jrs. (Czech Republic)
BODIE, Troy	9	278	RW	18	Kelowna Rockets (WHL)
2004					
DUBNYK, Devan	1	14	G	18	Kamloops Blazers (WHL)
SCHREMP, Rob	1	25	C	17	London Knights (OHL)
TESLYUK, Roman	2	44	D	18	Kamloops Blazers (WHL)
PAUKOVICH, Geoff	2	57	LW	18	U.S. National Under-18 Team
REDDOX, Liam	4	112	LW	18	Peterborough Petes (OHL)
YOUNG, Bryan	5	146	D	17	Peterborough Petes (OHL)
GORDICHUK, Max	6	177	D	18	Kamloops Blazers (WHL)
GOULET, Stephane	7	208	RW	18	Quebec Remparts (QMJHL)
SPURGEON, Tyler	8	242	C	18	Kelowna Rockets (WHL)
BJURLING, Bjorn	9	274	G	24	Djurgårdens IF Stockholm (Sweden)
2005					
COGLIANO, Andrew	1	25	C	18	St. Michael's (OPJHL)
CHORNEY, Taylor	2	36	D	18	Shattuck-St. Mary's (USHS)
SYVRET, Danny	3	81	D	20	London Knights (OHL)
DEE, Robby	3	86	C/W	18	Breck (USHS)
VANDE VELDE, Chris	4	97	C	18	Moorhead (USHS)
TRUKHNO, Viatcheslav	4	120	C	18	Prince Edward Island Rocket (QMJHL)
PETTERSSON, Fredrik	5	157	LW	18	Frolunda Jr. (Sweden)
GLASSER, Matthew	7	220	LW	18	Fort McMurray Oil Barons (AJHL)
2006					
PETRY, Jeff	2	45	D	18	Des Moines (USHL)
PECKHAM, Theo	3	75	D	18	Owen Sound Attack (OHL)
PITTON, Bryan	5	133	G	18	Brampton Battalion (OHL)
WILD, Cody	5	140	D	19	Providence U (HEA)
BUMAGIN, Alexander	6	170	W	19	Lada Togliatti (Russia)
2007					
GAGNER, Sam	1	6	C	17	London Knights (OHL)
PLANTE, Alex	1	15	D	18	Calgary Hitmen (WHL)
NASH, Riley	1	21	C	18	Salmon Arm (BCHL)
OMARK, Linus	4	97	W	20	Lulea HF (Sweden)
KYTINAR, Milan	5	127	C	18	Topolcany (Slovak 2)
QUIST, William	6	157	W	17	Tingsryd (Sweden 3)



PLAYER	ROUND	NO.	POS.	AGE	LAST AMATEUR CLUB
2008					
EBERLE, Jordan	1	22	C	18	Regina Pats (WHL)
MOTIN, Johan	4	103	D	18	Bofors (Sweden 2)
CORNET, Philippe	5	133	LW	18	Rimouski Oceanic (QMJHL)
HARTIKAINEN, Teemu	6	163	C	18	Kalpa Jrs. (Finland Jr.)
BENDELD, Jordan	7	193	D	20	Medicine Hat Tigers (WHL)
2009					
PAAJARVI-SVENSSON, Magnus	1	10	W	18	Timra (Sweden)
LANDER, Anton	2	40	C	18	Timra (Sweden)
HESKETH, Troy	3	71	D	18	Minnnetonka (US HS)
ABNEY, Cameron	3	82	W	18	Everett (WHL)
BIGOS, Kyle	4	99	D	20	Vernon (BCHL)
RAJALA, Toni	4	101	W	18	Ilves (Finland Jr.)
ROY, Olivier	5	133	G	18	Cape Breton (QMJHL)
2010					
HALL, TAYLOR	1	1	LW	18	Windsor (OHL)
PITLICK, TYLER	2	31	C	18	Minnesota State (WCHA)
MARINCIN, MARTIN	2	46	D	18	Slovakia U20
HAMILTON, CURTIS	2	48	LW	18	Saskatoon (WHL)
MARTINDALE, RYAN	3	61	C	18	Ottawa (OHL)
BLAIN, JEREMIE	4	91	D	18	Acadie-Bathurst (QMJHL)
BUNZ, TYLER	5	121	G	18	Medicine Hat (WHL)
DAVIDSON, BRANDON	6	162	D	18	Regina (WHL)
CZERWONKA, DREW	6	166	LW	18	Kootenay (WHL)
PELSS, KRISTIANS	7	181	LW	17	Latvia
JONES, KELLEN	7	202	RW	19	Vernon (BCHL)
2011					
NUGENT-HOPKINS, RYAN	1	1	C	18	Red Deer (WHL)
KLEFBOM, OSCAR	1	19	D	17	Farjestads (SEL)
MUSIL, DAVID	2	31	D	18	Vancouver (WHL)
PERHONEN, SAMU	3	62	G	18	JYP Jr. (FNL)
EWANYK, TRAVIS	3	74	LW	18	Edmonton (WHL)
SIMPSON, DILLON	4	92	D	18	U of North Dakota (NCAA)
RIEDER, TOBIAS	5	114	C	18	Kitchener (OHL)
GERNAT, MARTIN	5	122	D	18	Kosice Jr. (SVK)
TUOHIMAA, FRANS	7	182	G	19	Jokerit Jr. (FNL)
2012					
YAKUPOV, NAIL	1	1	RW	18	Sarnia (OHL)
MOROZ, MITCHELL	2	32	LW	18	Edmonton (WHL)
KHAIRA, JUJHAR	3	63	LW	18	Prince George (BCHL)
ZHARKOV, DANIIL	3	91	LW	18	Belleville (OHL)
GUSTAFSSON, ERIK	4	93	D	20	Djurgardens (SEL)
LAEGGIA, JOEY	5	123	D	19	University of Denver (WCHA)
MCCARRON, JOHN	6	153	LW	20	Cornell University (NCAA)
2013					
DARNELL NURSE	1	7	D	18	Sault Ste. Marie Greyhounds (OHL)
MARC-OLIVIER ROY	2	56	RW	18	Blainville-Boisbriand Armada (QMJHL)
BOGDAN YAKIMOV	3	83	C	18	Reaktor Nizhnekamsk (VHL)
ANTON SLEPYSHEV	3	88	LW	19	Ufa (KHL)
JACKSON HOUCK	4	94	RW	18	Vancouver Giants (WHL)
KYLE PLATZER	4	96	C	18	London (OHL)
AIDAN MUIR	4	113	LW	18	Victory Honda U18 Midget (MWEHL)
EVAN CAMPBELL	5	128	LW	20	Langley Rivermen (BCHL)
BEN BETKER	6	158	D	18	Everett Silvertips (WHL)
GREG CHASE	7	188	C	18	Calgary Hitmen (WHL)
2014					
LEON DRAISAITL	1	3	C	18	Prince Albert Raiders (WHL)
WILLIAM LAGESSON	4	91	D	18	Frolunda Jr. (SWE)
ZACH NAGELVOORT	4	111	G	20	University of Michigan (BIG-10)
LIAM COUGHLIN	5	130	LW	19	Vernon Vipers (BCHL)
TYLER VESEL	6	153	C	20	Omaha Lancers (USHL)
KEVEN BOUCHARD	7	183	G	18	Val d'Or Foreurs (QMJHL)



EDMONTON OILERS ALL-TIME JERSEY NUMBERS – 1979-80 TO 2013-14

- *Players listed have played in at least one regular-season or playoff game as an Oiler.*
- *The most recent player to wear the number is listed first.*
- 1 Jason LaBarbera, Mike Morrison, Ty Conklin, Mike Minard, Joaquin Gage, Wayne Cowley, Ron Tugnutt, Peter Ing, Kari Takko, Grant Fuhr, Peter LoPresti, Don Cutts
- 2 Jim Vandermeer, Aaron Johnson, Matt Greene, Eric Brewer, Igor Ulanov, Brett Hauer, Boris Mironov, Bob Beers, Chris Joseph, Jim Ennis, Lee Fogolin
- 3 Al Hamilton (Number was retired on October 10, 1980.)
- 4 Taylor Hall, Kevin Lowe
- 5 Mark Fraser, Ladislav Smid, Alexei Semenov, Tom Poti, Greg de Vries, Brett Hauer, Brad Werenka, Steve Smith, Jim Playfair, Doug Hicks
- 6 Jesse Joensuu, Ryan Whitney, Jaroslav Spacek, Dan Smith, Bobby Dollas, Bryan Muir, Jeff Norton, Ken Sutton, Gord Mark, Ian Herbers, Brian Glynn, Jeff Beukeboom, Rick Chartraw, Dean Clark, Garry Lariviere, John Hughes, Colin Campbell
- 7 Daniel Cleary, Fredrik Lindquist, Jason Arnott, Martin Gelinás, Mark Lamb, Paul Coffey, Ron Chipperfield (Number was retired on October 18, 2005.)
- 8 Dean Arsene, Geoff Sanderson, Alexei Mikhnov, Ales Písa, Frank Musil, Doug Friedman, Ray Whitney, Sean Brown, Michel Petit, Zdeno Ciger, Joe Murphy, John LeBlanc, Doug Smith, John Miner, Wayne Van Dorp, Stu Kulak, Dave Lumley, Gord Sherven, Reg Kerr, Steve Graves, Kari Jalonen, Risto Siltanen
- 9 Bill Guerin, Mike Watt, Ralph Intranuovo, Glenn Anderson, Shayne Corson, Bernie Nicholls, Glenn Anderson, Kari Makkonen, Jim Harrison (Number was retired on January 18, 2009.)
- 10 Shawn Horcoff, Kevin Brown, Pat Falloon, Steve Kelly, Mariusz Czerkawski, Ryan Smyth, Ilya Byakin, Esa Tikkanen, Jaroslav Pouzar, Matti Hagman, Ron Areshenkoff
- 11 Mark Messier (Number was retired on February 27, 2007.)
- 12 Roman Horák, Josh Green, Alex Giroux, Robert Nilsson, Sergei Samsonov, Mathieu Roy, Krys Kolanos, Mike Bishai, Bobby Allen, Josh Green, Michel Picard, Joe Hulbig, Jesse Belanger, Tyler Wright, Micah Aivazoff, Steve Rice, David Maley, Troy Mallette, Adam Graves, Jimmy Carson, Dave Hannan, Dave Hunter
- 13 Steve Pinizzotto, Mike Brown, Cam Barker, Andrew Cogliano, Todd Harvey, German Titov, Ken Linseman, Risto Jalo, Ken Linseman
- 14 Jordan Eberle, Raffi Torres, Jari Ranta, Domenic Pittis, Bert Robertsson, Mats Lindgren, Kent Nilsson, Craig MacTavish, Esa Tikkanen, Ray Cote, Laurie Boschman, Walt Poddubny, Blair MacDonald
- 15 Nick Schultz, Jeffery Lupul, Kyle Brodziak, Brad Isbister, Marty Reasoner, Chad Kilger, Dan LaCouture, Drake Berehowsky, Joe Hulbig, David Roberts, Fredrik Olausson, Kevin Todd, Scott Thornton, Steve Rice, Greg Hawgood, Steve Rice, Dan Currie, David Haas, Tomas Srsen, Trevor Sim, Miroslav Frycer, Geoff Courtinall, Steve Graves, Kent Nilsson, Steve Graves, Jeff Brubaker, Mike Moller, Pat Conacher, Curt Brackenbury, Alex Tiley, Wayne Bianchin
- 16 Darcy Hordichuk, Colin Fraser, Ryan Potulny, Jarret Stoll, Mike York, Rem Murray, Kelly Buchberger, Selmar Odelein, Pat Hughes, Bobby Schumatz, Dan Newman
- 17 Rem Murray, Scott Thornton, Jari Kurri, Cam Connor (Number was retired on October 6, 2001.)
- 18 Ethan Moreau, Scott Fraser, Barrie Moore, Miroslav Satan, Dan McGillis, Kirk Maltby, Craig Simpson, Mark Lamb, Danny Gare, Mark Napier, Terry Martin, Ken Berry, Brett Callighen
- 19 Justin Schultz, Bryan Rodney, Patrick O'Sullivan, Marty Reasoner, Sven Butenschon, Chris Hajt, Boyd Devereaux, Kent Manderville, Tyler Wright, Brian Benning, Tyler Wright, Anatoli Semenov, Normand Lacombe, Danny Gare, Mike Rogers, Willy Lindstrom, Ken Berry, Don Ashby, Bill Flett
- 20 Luke Gazdic, Eric Belanger, Curtis Glencross, Toby Petersen, Radek Dvorak, Marc-Andre Bergeron, Jochen Hecht, Jason Chimera, Josef Beranek, Tony Hrkac, Barrie Moore, David Oliver, Boris Mironov, Brad Zavisha, Jozef Cierny, Jeff Chychrun, Marc Laforge, Mike Hudson, Shaun Van Allen, Marin Gelinás, Steve Dykstra, Keith Acton, Moe Mantha, Scott Metcalfe, Jaroslav Pouzar, Dave Lumley, Billy Carroll, Dave Lumley
- 21 Andrew Ference, Ales Kotalik, Ryan Potulny, Jason Smith, Daniel Lacroix, Ladislav Benysek, Valeri Zelepukin, Mariusz Czerkawski, Igor Kravchuk, Shayne Corson, Vincent Damphousse, Randy Gregg, Stan Weir
- 22 Jean-Francois Jacques, Rem Murray, Jari Ranta, Anson Carter, Roman Hamrlik, Luke Richardson, Charlie Huddy, Ron Carter, Poul Popiel
- 23 Linus Omark, Dick Tarnstrom, Kyle Brodziak, Dick Tarnstrom, Cory Cross, Sean Brown, Dan McGillis, Nick Stajduhar, Jason Bonsignore, Vladimir Vujtek, Dan Currie, Martin Rucinsky, Dave Manson, Greg Hawgood, Tommy Lehmann, Tomas Jonsson, Keith Acton, Moe Lemay, Jim Wiemer, Marc Habscheid, Tom Roulston, Mike Forbes
- 24 Theo Peckham, Steve Staios, Christian Laflamme, Janne Niinimaa, Bryan Marchment, Dave Manson, Dan Currie, Brad Aitken, Kevin McClelland, Tom Roulston, Peter Driscoll
- 25 Andy Sutton, Joni Pitkanen, Jan Hejda, Krys Kolanos, Mike Grier, Greg de Vries, Mike Stapleton, Geoff Smith, Greg C. Adams, Mike Moller, Raimo Summanen, Reg Kerr, Todd Strueby, Don Jackson, Mike Toal
- 26 Mark Arcobello, Kurtis Foster, Erik Cole, Brad Winchester, Mikko Luoma, Todd Marchant, Shjon Podein, Dan Currie, David Shaw, David Haas, Shaun Van Allen, Max Middledorf, Reijo Ruotsalainen, Peter Eriksson, Craig Redmond, Ken Hammond, Mike Krushelnyski, Tom Gorrence, Todd Strueby, Don Nachbaur, Mike Forbes, Pat Price
- 27 Boyd Gordon, Dustin Penner, Georges Laraque, Ralph Intranuovo, Peter White, Todd Elik, Scott Mellanby, Dave Hunter, Kim Issel, Reed Larson, Ron Shudra, Dave Semenko
- 28 Ryan Jones, Jesse Boulerice, Patrick Thoresen, Danny Syvret, Jason Chimera, Alex Selivanov, Bill Huard, Jiri Slegr, Roman Oksiuta, Mike Stapleton, Roman Oksiuta, Craig Muni, Ken Solheim, Gord Sherven, Larry Melyk, John Blum, Lance Nethery, Todd Strueby, Roy Sommer, Dave Dryden



- 29 Martin Gerber, Daniel Tjarnqvist, Ty Conklin, Kari Haakana, Patrick Cote, Alex Selivanov, Steve Passmore, Jason Bowen, Louie DeBrusk, Josef Beranek, Igor Vyazmikin, Vladimir Ruzicka, Daryl Reaugh, Reijo Ruotsalainen, Jim Playfair, Don Jackson
- 30 Ben Scrivens, Richard Bachman, Jussi Markkanen, Dominic Roussel, Bill Ranford, Bob Essensa, Bill Ranford, Warren Skorodenski, Mike Zanier, Ron Low
- 31 Joaquin Gage, Curtis Joseph, Fred Brathwaite, Grant Furr, Eddie Mio (Number was retired on October 9, 2003.)
- 32 Ryan Stone, Mathieu Garon, Matt Greene, Scott Ferguson, Craig Millar, Miroslav Satan, Dean Kennedy, Gord Mark, Ron Tugnutt, Dave Brown, Alan May, Nick Fotiu, Jim Wiemer, Daryl Reaugh
- 33 Colten Teubert, Steve MacIntyre, Peter Sarno, Jiri Dopita, Dan LaCouture, Marty McSorley, Dan McGillis, Marko Tuominen, Scott Pearson, Norm Foster, Eldon Reddick, Kim Issel, Marty McSorley, Marco Baron, Lindsay Middlebrook, Gary Edwards, Bob Dupuis, Bryon Baltimore, John Bednarski
- 34 Yann Danis, Fernando Pisani, Sergei Zholtok, Michel Riesen, Jim Dowd, Vladimir Vorobiev, Jim Dowd, Donald Dufresne, Ryan McGillis, Len Esau, Brent Grieve, Gord Mark, Darcy Martini, Alexander Kerch, Todd Elik, Greg Hawgood, Mike Ware, Glen Cochrane, Scott Metcalfe, Dave Donnelly, Dean Hopkins
- 35 Viktor Fasth, Nikolai Khabibulin, Dwayne Roloson, Tommy Salo, Mikhail Shtalenkov, Bryan Muir, Craig Millar, Bryan Muir, Adam Bennett, Francois Leroux, Mike Greenlay, Randy Exelby, Francois Leroux, Andy Moog, Jim Corsi
- 36 Philip Larsen, Charles Linglet, Mathieu Roy, Marc-Antoine Pouliot, Jarret Stoll, Shawn Horcoff, Dennis Bonvie, Ralph Intranuovo, Todd Marchant, Brad Werenka, Norm Maciver, Bruce Bell, Norm Maciver, Selmar Odelein
- 37 Lennart Petrell, Richard Petiot, Denis Grebeshkov, Michael Peca, Brian Swanson, Daniel Cleary, Dean McAmmond, Doug Halward, Dave Hunter, Tom McMurphy
- 38 Jeff Deslauriers, Chris Ferraro, Terran Sandwith, Iain Fraser
- 39 Chris Minard, Doug Weight
- 40 Devan Dubnyk, Danny Syvret, Stephen Valiquette, Scott Ferguson, Fred Brathwaite, Ken Sutton
- 41 Will Acton, Taylor Chorney, Jean-Francois Jacques, Bill McDougall, Brent Gilchrist
- 42 Ryan O'Marra, Yan Stastny, Tony Salmelainen, Kevin Brown, Doug Weight, Josef Beranek
- 43 Jason Strudwick, Dennis Bonvie
- 44 Corey Potter, Sheldon Souray, Rob Schremp, Chris Pronger, Doug Lynch, Janne Niinimaa
- 45 Mark Fistric, Shawn Belle, Toby Petersen, Ales Pisa
- 46 Zack Stortini, Jani Rita, Todd Reirden
- 47 Marc-Andre Bergeron, Paul Comrie, Don Murdoch
- 48 Ryan Hamilton, Alex Plante
- 49 Theo Peckham
- 51 Anton Lander, Philippe Cornet, Kyle Brodziak, Andrei Kovalenko
- 52 Jerred Smithson, Allan Rourke
- 54 Chris Vandevelde
- 55 Ben Eager, Igor Ulanov, Alex Henry, Igor Ulanov, Drew Bannister
- 56 Teemu Hartikainen
- 57 David Perron, Anton Lander, Colin McDonald
- 58 Jeff Petry, Johan Motin
- 59 Brad Hunt
- 60 Sebastien Bisailon
- 62 Mark Arcobello, Tim Sestito
- 64 Nail Yakupov, Milan Kytnar, Jason Bonsignore
- 65 Mark Napier
- 67 Gilbert Brule
- 68 Tyler Pitlick
- 71 Lubomir Visnovsky, Petr Sykora
- 76 Bryan Young
- 77 Tom Gilbert, Adam Oates, Garry Unger
- 78 Anton Belov, Marc Pouliot
- 80 Ilya Bryzgalov
- 81 Taylor Fedun
- 83 Ales Hemsky
- 84 Oscar Klefbom
- 85 Martin Marincin, Liam Reddox, Petr Klima
- 88 Rob Schremp
- 89 Sam Gagner, Mike Comrie
- 91 Magnus Paajarvi, Mike Comrie
- 93 Ryan Nugent-Hopkins, Petr Nedved
- 94 Ryan Smyth
- 99 Wayne Gretzky (Number was retired on October 1, 1999.)



EDMONTON OILERS CAREER SCORING – 1979-80 TO 2013-14

PLAYER	GP	G	A	PTS	PIM	PPG	SHG	WG	TG	HT	ENG
1. Wayne Gretzky	696	583	1086	1669	323	125	55	61	14	43	25
2. Jari Kurri	754	474	569	1043	348	107	31	60	16	20	8
3. Mark Messier	851	392	642	1034	1122	89	36	43	14	13	12
4. Glenn Anderson	845	417	489	906	798	126	13	73	9	20	8
5. Paul Coffey	532	209	460	669	693	69	15	19	3	4	1
6. RYAN SMYTH	924	294	324	618	733	126	6	45	0	0	5
7. Doug Weight	588	157	420	577	527	39	2	17	4	1	9
8. ALES HEMSKY	614	133	324	457	287	35	2	16	0	0	7
9. Esa Tikkanen	522	178	258	436	759	36	21	30	1	5	4
10. SHAWN HORCOFF	765	155	280	435	487	38	5	24	1	1	3
11. Kevin Lowe	1037	74	309	383	1236	16	5	10	0	0	3
12. Charlie Huddy	694	81	287	368	500	25	2	6	3	0	0
13. Craig Simpson	419	185	180	365	475	75	0	21	1	2	3
14. Todd Marchant	678	136	207	343	490	17	20	18	5	0	4
15. Craig MacIavish	701	155	176	331	680	10	29	25	2	2	4
16. SAM GAGNER	481	101	194	295	244	30	0	1	0	0	2
17. Dave Hunter	653	119	171	290	776	3	6	15	4	0	1
18. Kelly Buchberger	795	82	158	240	1747	5	12	24	2	1	0
19. Jason Arnott	286	100	139	239	489	36	1	12	3	2	3
20. Dave Lumley	386	90	140	230	582	8	1	15	4	2	2
21. Mike Krushelnyski	290	95	131	226	213	24	1	7	3	1	0
22. TAYLOR HALL	246	92	133	225	140	32	0	16	0	0	2
23. JORDAN EBERLE	275	96	125	221	66	24	3	16	0	0	4
24. Steve Smith	385	46	172	218	1080	15	0	6	0	0	1
25. Ethan Moreau	653	112	99	211	782	6	17	23	4	1	7
26. Petr Klima	274	119	90	209	337	32	1	10	0	3	1
27. Randy Gregg	453	40	148	188	309	3	3	7	0	0	1
Janne Niinimaa	399	34	154	188	419	16	2	4	0	0	2
29. Dustin Penner	304	94	93	187	189	33	1	13	0	0	0
30. Mike Grier	448	81	102	183	292	10	10	11	1	1	6
31. Ken Linseman	202	58	120	178	394	17	6	7	0	1	1
32. Pat Hughes	300	88	83	171	330	9	11	20	2	1	0
33. Joe Murphy	222	69	100	169	143	16	3	6	3	1	1
34. Jarret Stoll	286	59	106	165	222	26	6	9	0	0	1
35. Rem Murray	425	73	91	164	123	10	8	13	3	1	3
36. Bill Guerin	211	79	82	161	354	36	0	7	1	0	3
Dean McAmmond	303	61	100	161	149	19	0	9	0	0	1
38. Boris Mironov	320	42	118	160	444	24	1	7	2	0	1
Lee Fogolin	586	36	124	160	886	0	6	2	1	0	0
40. Tom Gilbert	384	30	125	158	106	9	1	2	0	0	1
41. Anson Carter	211	69	88	157	68	29	1	11	1	0	3
42. Zdeno Ciger	204	64	91	155	55	21	0	6	2	0	2
43. Fernando Pisani	402	80	73	153	190	14	4	7	1	1	3
44. Risto Siltanen	206	38	113	151	104	14	1	4	2	1	1
45. Kevin McClelland	428	56	94	150	1298	0	2	7	0	0	0
46. Andrew Cogliano	328	57	89	146	137	6	3	13	0	0	1
47. Steve Staios	573	35	111	146	743	4	3	3	0	0	0
48. Brett Callighen	160	56	89	145	132	17	0	2	3	0	0
49. Blair MacDonald	131	65	72	137	33	18	2	7	1	4	2
Shayne Corson	192	53	84	137	413	22	2	5	1	1	3
51. Dave Semenko	454	59	77	136	976	9	0	8	0	1	1
52. Mike Comrie	192	61	72	133	149	19	0	12	3	0	3
53. RYAN NUGENT-HOPKINS	182	41	91	132	50	11	0	6	0	0	2
54. Marty Reasoner	351	45	76	121	209	10	3	3	0	0	3
55. Raffi Torres	276	67	53	120	239	13	0	5	2	0	1
Martin Gelinas	258	60	60	120	156	10	0	5	3	1	1
57. Stan Weir	200	48	66	114	93	5	2	5	3	0	0
58. Jason Smith	542	31	82	113	643	1	3	5	0	0	0
59. Matti Hagman	147	41	71	112	34	7	0	2	0	0	0
Mark Napier	175	41	71	112	35	6	2	4	2	0	0
Georges Laraque	490	43	68	111	826	3	0	5	1	1	0
Craig Muni	493	24	87	111	492	0	3	3	0	0	0
63. Andrei Kovalenko	176	51	58	109	139	17	0	7	2	0	0
64. Dave Manson	219	33	75	108	570	16	1	3	1	0	1
65. Tom Poti	285	27	78	105	209	11	1	7	0	0	0
66. Jimmy Carson	84	50	53	103	36	20	0	5	1	1	0
Roman Hamrik	196	22	81	103	186	12	1	3	1	0	1
68. Josef Beranek	208	42	60	102	108	10	0	4	0	0	0
69. Eric Brewer	315	29	71	100	210	12	0	6	1	0	0



EDMONTON OILERS ALL-TIME NHL ROSTER – 1979-80 TO 2013-14

PLAYER (NUMBERS)	SEASONS	REGULAR SEASON				PIM	PLAYOFFS				PIM
		GP	G	A	PTS		GP	G	A	PTS	
ACTON, Keith (20,23)	1988-89	72	14	21	35	68	7	2	0	2	16
ACTON, WILL (41)	2013-14	30	3	2	5	21	-	-	-	-	-
ADAMS, Greg C. (25)	1989	49	4	5	9	82	-	-	-	-	-
AITKEN, Brad (24)	1991	3	0	1	1	0	-	-	-	-	-
AIVAZOFF, Micah (12)	1995	21	0	1	1	2	-	-	-	-	-
ALLEN, Bobby (12)	2003	1	0	0	0	0	-	-	-	-	-
ANDERSON, Glenn (9)	1981-91,96	845	417	489	906	798	164	81	102	183	314
ARCOBELLO, MARK (62, 26)	2012-14	41	4	14	18	8	-	-	-	-	-
ARESHENKOFF, Ron (10)	1980	4	0	0	0	0	-	-	-	-	-
ARSENE, Dean (8)	2009-10	13	0	0	0	41	-	-	-	-	-
ARNOTT, Jason (7)	1994-98	286	100	139	239	489	12	3	6	9	18
ASHBY, Don (19)	1980-81	24	12	12	24	2	3	0	0	0	0
BACHMAN, RICHARD(G) (30)	2013-14	3	0	0	0	0	-	-	-	-	-
BALTIMORE, Bryon (33)	1980	2	0	0	0	4	-	-	-	-	-
BANNISTER, Drew (55)	1997-98	35	0	3	3	42	12	0	0	0	30
BARKER, Cam (13)	2011-12	25	2	0	2	23	-	-	-	-	-
BARON, Marco (G) (33)	1985	1	0	0	0	0	-	-	-	-	-
BEDNARSKI, John (33)	1980	1	0	0	0	0	-	-	-	-	-
BEERS, Bob (2)	1994	66	10	27	37	74	-	-	-	-	-
BELL, Bruce (36)	1990	1	0	0	0	0	-	-	-	-	-
BELLE, Shawn(45)	2010	5	0	0	0	0	-	-	-	-	-
BELOV, Anton (77)	2013-14	57	1	6	7	34	-	-	-	-	-
BELANGER, Eric (20)	2011-13	104	4	15	19	42	-	-	-	-	-
BELANGER, Jesse (12)	1997	6	0	0	0	0	-	-	-	-	-
BENNETT, Adam (35)	1994	48	3	6	9	49	-	-	-	-	-
BENNING, Brian (19)	1993	18	1	7	8	59	-	-	-	-	-
BENYSEK, Ladislav (21)	1998	2	0	0	0	0	-	-	-	-	-
BERANEK, Josef (29,42,20)	1992-93,1999-2000	208	42	60	102	108	14	2	1	3	4
BEREHOVSKY, Drake (15)	1998	67	1	6	7	169	12	1	2	3	14
BERGERON, Marc-Andre (20,47)	2003-04,06-07	189	33	55	88	101	19	2	2	4	14
BERRY, Ken (19,18)	1982,84	28	4	6	10	19	-	-	-	-	-
BEUKEBOOM, Jeff (6)	1986-92	284	12	57	69	733	29	1	3	4	50
BIANCHIN, Wayne (15)	1980	11	0	0	0	7	-	-	-	-	-
BISAILLON, Sebastien (60)	2007	2	0	0	0	0	-	-	-	-	-
BISHAI, Mike (12)	2004	14	0	2	2	19	-	-	-	-	-
BLADON, Tom (23)	1981	1	0	0	0	0	-	-	-	-	-
BLUM, John (28)	1983-84	9	0	4	4	26	-	-	-	-	-
BONSIGNORE, Jason (23,64)	1995-96	21	1	2	3	4	-	-	-	-	-
BONVIE, Dennis (43,36)	1995-96,98	14	0	0	0	74	-	-	-	-	-
BOSCHMAN, Laurie (14)	1982-83	73	10	15	25	220	3	0	1	1	4
BOULERICE, Jesse (28)	2009	2	0	0	0	0	-	-	-	-	-
BOWEN, Jason (29)	1998	4	0	0	0	10	-	-	-	-	-
BRACKENBURY, Curt (15)	1981-82	72	2	9	11	165	2	0	0	0	0
BRATHWAITE, Fred (G) (31,40)	1994-96	40	0	0	0	2	-	-	-	-	-
BREWER, Eric (2)	2001-04	315	29	71	100	210	12	2	8	10	18
BRODZIAK, Kyle (15,23,51)	2006-09	175	26	33	59	60	-	-	-	-	-
BROWN, Dave (42)	1989-91	140	3	12	15	361	26	0	1	1	36
BROWN, Kevin (42,10)	1999-2000	19	4	2	6	0	1	0	0	0	0
BROWN, Mike	2012-14	35	1	0	1	72	-	-	-	-	-
BROWN, Sean (8,23)	1997-2002	269	12	23	35	664	4	0	0	0	33
BRUBAKER, Jeff (15)	1986	4	1	0	1	12	-	-	-	-	-
BRULE, Gilbert (67)	2009-11	117	26	23	49	91	-	-	-	-	-
BRYZGALOV, Ilya(G) (80)	2013-14	20	0	0	0	0	-	-	-	-	-
BUCHBERGER, Kelly (16)	1987-99	795	82	158	240	1747	78	9	15	24	116
BUTENSCHON, Sven (19)	2001-02	21	1	1	2	6	-	-	-	-	-
BYAKIN, Ilja (10)	1994	44	8	20	28	30	-	-	-	-	-
CALLIGHEN, Brett (18)	1980-82	160	56	89	145	132	14	4	6	10	8
CAMPBELL, Colin (6)	1980	72	2	11	13	196	3	0	0	0	11
CARROLL, Billy (20)	1985-86	70	8	11	19	22	9	0	0	0	4
CARSON, Jimmy (12)	1989-90	84	50	53	103	36	7	2	1	3	6
CARTER, Anson (22)	2001-03	211	69	88	157	68	6	3	1	4	4
CARTER, Ron (22)	1980	2	0	0	0	0	-	-	-	-	-
CHARTRAW, Rick (6)	1984	24	2	6	8	21	1	0	0	0	2
CHIMERA, Jason (20,28)	2001-04	130	19	17	36	93	2	0	2	2	0
CHIPPERFIELD, Ron (7)	1980	67	18	19	37	24	-	-	-	-	-
CHORNEY, Taylor (41)	2009-12	59	1	6	7	16	-	-	-	-	-
CHYCHRUN, Jeff (20)	1994	2	0	0	0	0	-	-	-	-	-
CIERNY, Jozef (20)	1994	1	0	0	0	0	-	-	-	-	-



PLAYER (NUMBERS)	SEASONS	REGULAR SEASON					PLAYOFFS				
		GP	G	A	PTS	PIM	GP	G	A	PTS	PIM
CIGER, Zdeno (8)	1993-96	204	64	91	155	55	-	-	-	-	-
CLARK, Dean (6)	1984	1	0	0	0	0	-	-	-	-	-
CLEARY, Daniel (37,7)	2000-03	220	31	55	86	127	10	1	2	3	10
COCHRANE, Glen (34)	1989	12	0	0	0	52	-	-	-	-	-
COFFEY, Paul (7)	1981-87	532	209	460	669	693	94	36	67	103	167
COGLIANO, Andrew (13)	2008-11	328	57	89	146	137	-	-	-	-	-
COLE, Erik (26)	2009	63	16	11	27	63	-	-	-	-	-
COMRIE, Mike (89,91)	2001-03,09-10	235	74	80	154	179	12	2	2	4	10
COMRIE, Paul (47)	2000	15	1	2	3	4	-	-	-	-	-
CONACHER, Pat (15)	1984	45	2	8	10	31	3	1	0	1	2
CONKLIN, Ty (G) (1,29)	2002,04,06	60	0	0	0	19	1	0	0	0	0
CONNOR, Cam (17)	1980	38	7	13	20	136	-	-	-	-	-
CORNET, Philippe (51)	2012	2	0	1	1	0	-	-	-	-	-
CORSI, Jim (G) (35)	1980	26	0	3	3	6	-	-	-	-	-
CORSON, Shayne (21,9)	1993-95	192	53	84	137	413	-	-	-	-	-
COTE, Patrick (29)	2001	6	0	0	0	18	-	-	-	-	-
COTE, Ray (14)	1983-85	15	0	0	0	4	14	3	2	5	4
COURTNALL, Geoff (15)	1988	12	4	4	8	15	19	0	3	3	23
COWLEY, Wayne (G) (1)	1994	1	0	0	0	0	-	-	-	-	-
CROSS, Cory (23)	2003-04,06	113	11	20	31	102	6	0	1	1	2
CURRIE, Dan (15,24,23,26)	1991-93	17	1	0	1	6	-	-	-	-	-
CUTTS, Don (1)	1980	6	0	0	0	6	-	-	-	-	-
CZERKAWSKI, Mariusz (10,21)	1996-97	113	38	38	76	24	12	2	1	3	10
DAMPHOUSSE, Vincent (21)	1992	80	38	51	89	53	16	6	8	14	8
DANIS, Yann	2012-13	3	0	0	0	0	-	-	-	-	-
DeBRUSK, Louie (29)	1992-97	228	19	12	31	797	6	0	0	0	4
DESLAURIERS, Jeff (G) (38)	2009-10	58	0	4	4	8	-	-	-	-	-
DEVEREAUX, Boyd (19)	1998-2000	175	15	31	46	49	1	0	0	0	0
de VRIES, Greg (25,5)	1996-98	115	8	9	17	144	19	0	1	1	29
DOLLAS, Bobby (6)	1998	52	2	6	8	49	11	0	0	0	16
DONNELLY, Dave (34)	1988	4	0	0	0	4	-	-	-	-	-
DOPITA, Jiri (33)	2003	21	1	5	6	11	-	-	-	-	-
DOWD, Jim (36)	1999-2000	70	5	18	23	45	5	2	1	3	4
DRISCOLL, Peter (24)	1980-81	60	3	8	11	97	3	0	0	0	0
DRYDEN, Dave (G) (28)	1980	14	0	0	0	0	-	-	-	-	-
DUBNYK, Deavn (G) (40)	2009-14	171	0	0	0	0	-	-	-	-	-
DUFRESNE, Donald (34)	1996-97	64	1	7	8	31	3	0	0	0	0
DUPUIS, Bob (G) (33)	1980	1	0	0	0	0	-	-	-	-	-
DVORAK, Radek (20)	2003-04,06	154	27	59	86	66	20	1	2	3	4
DYKSTRA, Steve (20)	1988	15	2	3	5	39	-	-	-	-	-
EAGER, Ben (55)	2011-14	84	9	17	26	134	-	-	-	-	-
EBERLE, JORDAN (14)	2010-14	275	96	125	221	66	-	-	-	-	-
EDWARDS, Gary (G), (33)	1981	15	0	2	2	0	1	0	0	0	0
ELIK, Todd (24,27)	1993-94	18	1	9	10	14	-	-	-	-	-
ENNIS, Jim (2)	1988	5	1	0	1	10	-	-	-	-	-
ERIKSSON, Peter (26)	1990	20	3	3	6	24	-	-	-	-	-
ESAU, Len (34)	1995	14	0	6	6	15	-	-	-	-	-
ESSENSA, Bob (G) (30)	1997-99	74	0	1	1	4	1	0	0	0	0
EXELBY, Randy (G) (35)	1990	1	0	0	0	0	-	-	-	-	-
FALLOON, Pat (10)	1999-2000	115	22	36	58	24	4	0	1	1	4
FASTH, VIKTOR(G) (35)	2013-14	7	0	0	0	0	-	-	-	-	-
FEDUN, Taylor (81)	2013-14	4	2	0	2	0	-	-	-	-	-
FERENCE, ANDREW (21)	2013-14	71	3	15	18	63	-	-	-	-	-
FERGUSON, Scott (40,32)	1998,2001-04	201	7	13	20	288	11	0	0	0	8
FERRARO, Chris (38)	1999	2	1	0	1	0	-	-	-	-	-
FISTRIC, Mark	2012-13	25	0	6	6	32	-	-	-	-	-
FLETT, Bill (19)	1980	20	5	2	7	2	-	-	-	-	-
FOGOLIN, Lee (2)	1980-87	586	36	124	160	886	78	5	13	18	115
FORBES, Mike (23,26)	1980,82	18	1	7	8	26	-	-	-	-	-
FOSTER, KURTIS (26)	2010-11	74	8	14	22	45	-	-	-	-	-
FOSTER, Norm (G) (33)	1992	10	0	0	0	2	-	-	-	-	-
FOTIU, Nick (32)	1989	1	0	0	0	0	-	-	-	-	-
FRASER, COLIN (16)	2010-11	67	3	2	5	60	-	-	-	-	-
FRASER, Iain (38)	1995	13	3	0	3	0	-	-	-	-	-
FRASER, Mark (5)	2013-14	23	1	0	1	43	-	-	-	-	-
FRASER, Scott (18)	1998	29	12	11	23	6	11	1	1	2	0
FRIEDMAN, Doug (8)	1998	16	0	0	0	20	-	-	-	-	-
FRYCER, Miroslav (15)	1989	14	5	5	10	18	-	-	-	-	-
FUHR, Grant (G) (1,31)	1982-1991	423	0	36	36	48	111	0	12	12	14



PLAYER (NUMBERS)	SEASONS	REGULAR SEASON					PLAYOFFS				
		GP	G	A	PTS	PIM	GP	G	A	PTS	PIM
GAGE, Joaquin (G) (1,31)	1995-96,2001	23	0	1	1	4	-	-	-	-	-
GAGNER, Sam (89)	2008-14	481	101	194	295	244	-	-	-	-	-
GARE, Danny (19,18)	1987	18	1	3	4	6	-	-	-	-	-
GARON, Mathieu (G) (32)	2008-09	62	0	0	0	8	-	-	-	-	-
GAZDIC, LUKE (20)	2013-14	67	2	2	4	127	-	-	-	-	-
GELINAS, Martin (20,7)	1989-1993	258	60	60	120	156	53	6	12	18	41
GILCHRIST, Brent (41)	1993	60	10	10	20	47	-	-	-	-	-
GILBERT, Tom (77)	2007-12	384	33	125	158	106	-	-	-	-	-
GIROUX, Alexandre (12)	2011	8	1	1	2	2	-	-	-	-	-
GLENCROSS, Curtis (20)	2008	26	9	4	13	28	-	-	-	-	-
GLYNN, Brian (6)	1992-93	89	6	18	24	66	16	4	1	5	8
GORDON, BOYD (27)	2013-14	74	8	13	21	20	-	-	-	-	-
GORENCE, Tom (26)	1984	12	1	1	2	0	-	-	-	-	-
GRAVES, Adam (12)	1990-91	139	16	30	46	250	40	7	10	17	39
GRAVES, Steve (8,15)	1984,87-88	35	5	4	9	10	-	-	-	-	-
GREBESHKOV, Denis (37)	2008-10,14	197	16	61	77	88	-	-	-	-	-
GREEN, Josh (12)	2001-03,11-12	88	11	8	19	71	3	0	0	0	0
GREENE, Matt (32, 2)	2006-08	151	1	12	13	205	18	0	1	1	34
GREGG, Randy (21)	1982-90	453	40	148	188	309	130	13	37	50	121
GREENLAY, Mike (G) (35)	1990	2	0	1	1	0	-	-	-	-	-
GRETZKY, Wayne (99)	1980-88	696	583	1086	1669	323	120	81	171	252	56
GRIER, Mike (25)	1997-2002	448	81	102	183	292	34	6	4	10	31
GRIEVE, Brent (34)	1994	24	13	5	18	14	-	-	-	-	-
GUERIN, Bill (9)	1998-2001	211	79	82	161	354	20	10	5	15	28
HAAKANA, Kari (29)	2003	13	0	0	0	4	-	-	-	-	-
HAAS, David (15,26)	1991	5	1	0	1	0	-	-	-	-	-
HABSCHIED, Marc (23)	1982-85	74	10	16	26	26	-	-	-	-	-
HAGMAN, Matti (10)	1981-82	147	41	71	112	34	12	5	1	6	6
HAJT, Chris (19)	2001	1	0	0	0	0	-	-	-	-	-
HALL, TAYLOR (4)	2010-14	246	92	133	225	140	-	-	-	-	-
HALWARD, Doug (37)	1989	24	0	7	7	25	2	0	0	0	0
HAMILTON, Al (3)	1980	31	4	15	19	20	1	0	0	0	0
HAMILTON, Ryan (48)	2013-14	2	0	0	0	0	-	-	-	-	-
HAMMOND, Ken (26)	1989	5	0	1	1	8	-	-	-	-	-
HAMRLIK, Roman (22)	1998-00	196	22	81	103	186	20	0	7	7	18
HANNAN, Dave (12)	1988	51	9	11	20	43	12	1	1	2	8
HARRISON, Jim (9)	1980	3	0	0	0	0	-	-	-	-	-
HARTIKAINEN, Teemu (56)	2011-13	52	6	7	13	16	-	-	-	-	-
HARVEY, Todd (13)	2006	63	5	2	7	32	10	1	1	2	4
HAUER, Brett (5,2)	1996,2000	34	4	4	8	32	-	-	-	-	-
HAWGOOD, Greg (23,15,34)	1991-93	55	7	25	32	63	13	0	3	3	23
HECHT, Jochen (20)	2002	82	16	24	40	60	-	-	-	-	-
HEJDA, Jan (25)	2007	39	1	8	9	20	-	-	-	-	-
HEMSKY, Ales (83)	2003-14	652	142	335	477	303	30	6	11	17	14
HENDRICKS, MATT (23)	2013-14	33	3	0	3	58	-	-	-	-	-
HENRY, Alex (55)	2003	3	0	0	0	0	-	-	-	-	-
HERBERS, Ian (6)	1994	22	0	2	2	32	-	-	-	-	-
HICKS, Doug (5)	1980-82	186	17	67	84	183	12	1	1	2	6
HOPKINS, Dean (34)	1986	1	0	0	0	0	-	-	-	-	-
HORAK, Roman (12)	2013-14	2	1	0	1	0	-	-	-	-	-
HORCOFF, Shawn(36,10)	2001-04,06-13	796	162	285	447	511	35	10	13	23	18
HORDICHUK, Darcy (16)	2011-13	47	1	2	3	66	-	-	-	-	-
HRKAC, Tony (20)	1998	36	8	11	19	20	12	0	3	3	2
HUARD, Bill (28)	1998-99	33	0	1	1	72	4	0	0	0	2
HUDDY, Charlie (22)	1981-91	694	81	287	368	500	138	16	61	77	104
HUDSON, Mike (20)	1993	5	0	1	1	2	-	-	-	-	-
HUGHES, John (6)	1981	18	0	3	3	30	-	-	-	-	-
HUGHES, Pat (16)	1981-85	300	88	83	171	330	55	7	23	30	52
HULBIG, Joe (15,12)	1997-99	24	2	2	4	4	6	0	1	1	2
HUNT, Brad (59)	2013-14	3	0	0	0	0	-	-	-	-	-
HUNTER, Dave (12,37,27)	1980-89	653	119	171	290	776	105	16	24	40	211
ING, Peter (G) (1)	1992	12	0	3	3	0	-	-	-	-	-
INTRANUOVO, Ralph (36,27,9)	1995-97	22	2	4	6	4	-	-	-	-	-
ISSISTER, Brad (15)	2003-04	64	13	10	23	63	6	0	1	1	12
ISSEL, Kim (27,33)	1989	4	0	0	0	0	-	-	-	-	-
JACKSON, Don (25,29)	1982-86	262	15	45	60	508	53	4	5	9	147
JACQUES, Jean-Francois (41,22)	2006-11	160	9	8	17	185	-	-	-	-	-
JALO, Risto (13)	1986	3	0	3	3	0	-	-	-	-	-
JALONEN, Kari (8)	1984	3	0	0	0	0	-	-	-	-	-



PLAYER (NUMBERS)	SEASONS	REGULAR SEASON				PLAYOFFS					
		GP	G	A	PTS	PIM	GP	G	A	PTS	PIM
JOENSUU, JESSE	2013-14	42	3	2	5	16	-	-	-	-	-
JOHNSON, Aaron (2)	2010	41	4	6	10	35	-	-	-	-	-
JONES, Ryan (28)	2010-14	257	40	32	72	141	-	-	-	-	-
JONSSON, Tomas (23)	1989	20	1	10	11	22	4	2	0	2	6
JOSEPH, Chris (2)	1988-94	154	12	39	51	205	5	1	3	4	2
JOSEPH, Curtis (G) (31)	1996-98	177	0	5	5	28	24	0	0	0	4
KELLY, Steve (10)	1997-98	27	1	2	3	14	6	0	0	0	2
KENNEDY, Dean (32)	1995	40	2	8	10	25	-	-	-	-	-
KERCH, Alexander (34)	1994	5	0	0	0	2	-	-	-	-	-
KERR, Reg (25,8)	1984	3	0	0	0	0	-	-	-	-	-
KHABIBULIN, Nikolai (G) (35)	2009-13	117	0	0	0	4	-	-	-	-	-
KILGER, Chad (15)	1999-2001	87	9	5	14	39	7	0	0	0	4
KLEFBOM, OSCAR (84)	2013-14	17	1	2	3	0	-	-	-	-	-
KLIWA, Petr (85)	1990-93,97	291	120	97	217	343	60	13	10	23	36
KOLANOS, Krys (25,12)	2006	6	0	0	0	2	-	-	-	-	-
KOTALIK, Ales (21)	2009	19	7	4	11	6	-	-	-	-	-
KOVALENKO, Andrei (51)	1997-99	176	51	58	109	139	13	4	3	7	8
KRAVCHUK, Igor (21)	1993-96	160	27	61	88	57	-	-	-	-	-
KRUSHELNYSKI, Mike (26)	1985-88	290	95	131	226	213	68	16	23	39	68
KULAK, Stu (8)	1987	23	3	1	4	41	-	-	-	-	-
KURRI, Jari (17)	1981-90	754	474	569	1043	348	146	92	110	202	101
KYTAR, Milan (64)	2012	1	0	0	0	0	-	-	-	-	-
LABAREBERA, Jason(G) (1)	2013-14	7	0	0	0	0	-	-	-	-	-
LACOMBE, Normand (19)	1987-90	133	30	22	52	116	26	5	1	6	49
LaCOUTURE, Dan (15,33)	1999-2001	45	2	4	6	39	1	0	0	0	0
LACROIX, Daniel (21)	1999	4	0	0	0	13	-	-	-	-	-
LAFLAMME, Christian (24)	1999-2000	61	0	6	6	32	4	0	1	1	2
LAFORGE, Marc (20)	1994	5	0	0	0	21	-	-	-	-	-
LAMB, Mark (18,7)	1988-92	176	24	54	78	127	59	7	19	26	40
LANDER, ANTON (57,51)	2011-14	94	2	6	8	18	-	-	-	-	-
LARAQUE, Georges (27)	1998-2004,06	490	43	68	111	826	36	3	6	9	64
LARIVIERE, Garry (6)	1981-83	92	1	25	26	61	14	0	5	5	6
LARSEN, Philip (36)	2013-14	30	3	9	12	8	-	-	-	-	-
LARSON, Reed (27)	1989	10	2	7	9	15	-	-	-	-	-
LeBLANC, John (8)	1989	2	1	0	1	0	1	0	0	0	0
LEHMANN, Tommy (23)	1990	1	0	0	0	0	-	-	-	-	-
LEMAY, Moe (23)	1987-88	14	1	2	3	38	9	2	1	3	11
LEROUX, Francois (35)	1989-93	11	0	3	3	11	-	-	-	-	-
LINDGREN, Mats (14)	1997-99	199	29	39	68	76	24	1	5	6	10
LINDQUIST, Fredrik (7)	1999	8	0	0	0	2	-	-	-	-	-
LINDSTROM, Willy (19)	1983-85	163	40	41	81	58	53	12	17	29	22
LINGLET, Charles (36)	2009-10	5	0	0	0	2	-	-	-	-	-
LINSEMAN, Ken (13)	1983-84,91	202	58	120	178	394	37	16	13	29	87
LoPRESTI, Peter (G) (1)	1981	2	0	0	0	0	-	-	-	-	-
LOW, Ron (G) (30)	1980-83	67	0	4	4	2	3	0	0	0	0
LOWE, Kevin (4)	1980-92,97-98	1037	74	309	383	1236	172	9	43	52	156
LUMLEY, Dave (20,8)	1980-87	386	90	140	230	582	61	6	8	14	131
LJOMA, Mikko (26)	2004	3	0	1	1	0	-	-	-	-	-
LUPUL, Joffrey (15)	2007	81	16	12	28	45	-	-	-	-	-
LYNCH, Doug (44)	2004	2	0	0	0	0	-	-	-	-	-
MacDONALD, Blair (14)	1980-81	131	65	72	137	33	3	0	3	3	0
MacINTYRE, Steve (33)	2009-11	60	2	1	3	140	-	-	-	-	-
MACIVER, Norm (36)	1990-92	79	8	39	47	65	31	1	6	7	18
MacTAVISH, Craig (14)	1986-94	801	155	176	331	680	113	13	24	37	143
MAKKONEN, Kari (9)	1980	9	2	2	4	0	-	-	-	-	-
MALEY, David (12)	1992-93	36	4	7	11	75	10	1	1	2	4
MALLETTE, Troy (12)	1992	15	1	3	4	36	-	-	-	-	-
MALTBY, Kirk (18)	1994-96	164	21	17	38	184	-	-	-	-	-
MANDERVILLE, Kent (19)	1996	37	3	5	8	38	-	-	-	-	-
MANSON, Dave (23,24)	1992-94	219	33	75	108	570	16	3	9	12	44
MANTHA, Moe (20)	1988	25	0	6	6	26	-	-	-	-	-
MARCHANT, Todd (36,26)	1994-2003	678	136	207	343	490	43	7	6	13	42
MARCHMENT, Bryan (24)	1995-98	216	7	37	44	576	3	0	0	0	4
MARK, Gord (34,32,6)	1994-95	30	0	3	3	78	-	-	-	-	-
MARKKANEN, Jussi (G) (30)	2002-04,06-07	102	0	2	2	4	7	0	0	0	0
MARINCIN, MARTIN (85)	2013-14	44	0	6	6	16	-	-	-	-	-
MARTIN, Terry (18)	1985	4	0	2	2	0	-	-	-	-	-
MARTINI, Darcy (34)	1994	2	0	0	0	0	-	-	-	-	-
MAY, Alan (32)	1989	3	1	0	1	7	-	-	-	-	-



PLAYER (NUMBERS)	SEASONS	REGULAR SEASON					PLAYOFFS				
		GP	G	A	PTS	PIM	GP	G	A	PTS	PIM
McAMMOND, Dean (37)	1994-99	303	61	100	161	149	12	1	4	5	12
McCLELLAND, Kevin (24)	1984-90	428	56	94	150	1298	95	10	17	27	276
McDONALD, Colin (57)	2009	2	1	0	1	0	-	-	-	-	-
McDOUGALL, Bill (41)	1994	4	2	1	3	4	-	-	-	-	-
McGILL, Ryan (34)	1995	8	0	0	0	8	-	-	-	-	-
McGILLIS, Dan (18,23)	1997-98	140	16	31	47	126	12	0	5	5	24
McMURCHY, Tom (37)	1988	9	4	1	5	8	-	-	-	-	-
McSORLEY, Marty (33)	1986-88,99	206	24	36	60	768	48	4	8	12	184
MELLANBY, Scott (27)	1992-93	149	38	44	82	344	16	2	1	3	29
MELNYK, Larry (28)	1984-86	34	2	14	16	36	18	1	4	5	26
METCALFE, Scott (20,34)	1988	2	0	0	0	0	-	-	-	-	-
MESSIER, Mark (11)	1980-91	851	392	642	1034	1122	166	80	135	215	175
MIDDENDORF, Max (26)	1991	3	1	0	1	2	-	-	-	-	-
MIDDLEBROOK, Lindsay (G) (33)	1983	1	0	0	0	0	-	-	-	-	-
MIKHNOV, Alexei (8)	2007	2	0	0	0	0	-	-	-	-	-
MILLAR, Craig (35,32)	1997-99	36	4	2	6	29	-	-	-	-	-
MINARD, Chris (39)	2009-10	5	0	1	1	0	-	-	-	-	-
MINARD, Mike (G) (1)	2000	1	0	0	0	0	-	-	-	-	-
MINER, John (8)	1988	14	2	3	5	16	-	-	-	-	-
MIO, Eddie (G) (31)	1980-81	77	0	6	6	10	-	-	-	-	-
MIRONOV, Boris (20,2)	1994-99	320	42	118	160	444	24	5	11	16	43
MOLLER, Mike (15,25)	1986-87	7	2	1	3	0	-	-	-	-	-
MOOG, Andy (G) (35)	1981-87	235	0	11	11	46	37	0	1	1	4
MOORE, Barrie (18)	1997	4	0	0	0	0	-	-	-	-	-
MOREAU, Ethan (18)	1999-2004,06-10	653	112	99	211	782	40	2	6	8	43
MORRISON, Mike (G) (1)	2006	21	0	0	0	2	-	-	-	-	-
MOTIN, Johan (58)	2010	1	0	0	0	0	-	-	-	-	-
MUIR, Bryan (35,6)	1996-98	12	0	0	0	23	5	0	0	0	4
MUNI, Craig (28)	1987-93	493	24	87	111	492	83	0	15	15	94
MURDOCH, Don (47)	1980-81	50	15	11	26	22	3	2	0	2	0
MURPHY, Joe (8)	1990-92	222	69	100	169	91	53	16	29	45	42
MURRAY, Rem (17,16,22)	1997-2002,06	425	73	91	164	123	62	5	12	17	18
MUSIL, Frank (8)	1998-2001	69	1	7	8	46	8	0	0	0	8
NACHBAUR, Don (26)	1983	4	0	0	0	17	2	0	0	0	7
NAPIER, Mark (18,65)	1985-87	175	41	71	112	35	28	6	9	15	7
NEDVED, Petr (93)	2004,06	56	7	20	27	32	-	-	-	-	-
NETHERY, Lance (28)	1982	3	0	2	2	2	-	-	-	-	-
NEWMAN, Dan (16)	1980	10	3	1	4	0	-	-	-	-	-
NICHOLLS, Bernie (9)	1992-93	95	28	61	89	80	16	8	11	19	25
NINIMAA, Janne (24,44)	1998-2003	399	34	154	188	419	26	1	5	6	22
NILSSON, Kent (15,14)	1987,95	23	6	12	18	4	21	6	13	19	11
NILSSON, Robert (12)	2007-10	199	31	67	98	64	-	-	-	-	-
NORTON, Jeff (6)	1996-97	92	6	27	33	58	-	-	-	-	-
NUGENT-HOPKINS, RYAN (93)2011-14	182	41	91	132	50	-	-	-	-	-	-
OATES, Adam (77)	2004	60	2	16	18	8	-	-	-	-	-
ODELEIN, Selmar (16,36)	1986-89	18	0	2	2	35	-	-	-	-	-
OKSITA, Roman (28)	1994-95	36	12	4	16	12	-	-	-	-	-
OLAUSSON, Fredrik (15)	1994-96	108	9	35	44	54	-	-	-	-	-
OLIVER, David (20)	1995-97	141	37	35	72	58	-	-	-	-	-
OMARK, Linus (23)	2010-12,14	66	8	22	30	34	-	-	-	-	-
O'MARRA, Ryan (42)	2009-11	24	1	5	6	13	-	-	-	-	-
O'SULLIVAN, Patrick (19)	2009-10	92	13	27	40	34	-	-	-	-	-
PAJAARVI, Magnus (91)	2010-13	163	26	32	58	34	-	-	-	-	-
PASSMORE, Steve (G) (29)	1999	6	0	1	1	2	-	-	-	-	-
PEARSON, Scott (33)	1994-95	100	20	22	42	219	-	-	-	-	-
PECA, Michael (37)	2006	71	9	14	23	56	24	6	5	11	20
PECKHAM, Theo (49, 24)	2008-13	160	4	13	17	388	-	-	-	-	-
PENNER, Dustin (27)	2008-11	304	94	93	187	189	-	-	-	-	-
PERRON, DAVID (57)	2013-14	78	28	29	57	90	-	-	-	-	-
PETERSEN, Toby (45,20)	2006-07	64	6	9	15	4	2	1	0	1	0
PETIOT, Richard (37)	2010	2	0	0	0	2	-	-	-	-	-
PETIT, Michel (8)	1997	18	2	4	6	20	-	-	-	-	-
PETRELL, Lennart (37)	2011-13	95	7	11	18	49	-	-	-	-	-
PETRY, JEFF (58,2)	2010-14	236	13	46	59	107	-	-	-	-	-
PICARD, Michel (12)	2000	2	0	0	0	2	-	-	-	-	-
PINIZZOTTO, STEVEN (13)	2013-14	6	0	2	2	15	-	-	-	-	-
PISA, Ales (45,8)	2002-03	50	1	3	4	26	-	-	-	-	-
PISANI, Fernando (34)	2003-04,06-10	402	80	73	153	190	30	15	4	19	12
PITKANEN, Joni (25)	2008	63	8	18	26	56	-	-	-	-	-



PLAYER (NUMBERS)	SEASONS	REGULAR SEASON					PLAYOFFS				
		GP	G	A	PTS	PIM	GP	G	A	PTS	PIM
PITLUCK, TYLER (68)	2013-14	10	1	0	1	0	-	-	-	-	-
PITTIS, Domenic (14)	2001-02	69	4	11	15	57	3	0	0	0	2
PLANTE, Alex (48)	2010-12	10	0	2	2	15	-	-	-	-	-
PLAYFAIR, Jim (5,29)	1984	2	1	1	2	2	-	-	-	-	-
PODDUBNY, Walt (14)	1982	4	0	0	0	0	-	-	-	-	-
PODEIN, Shjon (26)	1993-94	68	16	11	27	33	-	-	-	-	-
POPIEL, Paul (22)	1980	10	0	0	0	0	-	-	-	-	-
POTI, Tom (5)	1999-2002	285	27	78	105	209	15	0	4	4	4
POTTER, Corey (44)	2011-14	111	7	23	30	51	-	-	-	-	-
POTULNY, Ryan (21,16)	2009-10	72	15	20	35	28	-	-	-	-	-
POULIOT, Marc-Antoine (36,78)	2006-10	176	21	32	53	74	-	-	-	-	-
POUZAR, Jaroslav (10,20)	1983-85,87	186	34	48	82	135	29	6	4	10	16
PRICE, Pat (26)	1980-81	134	19	45	64	327	3	0	0	0	11
PRONGER, Chris (44)	2006	80	12	44	56	74	24	5	16	21	26
RANFORD, Bill (G) (30)	1988-96,2000	449	0	19	19	46	41	0	2	2	4
REAGH, Daryl (G) (32,29)	1985,88	7	0	0	0	0	-	-	-	-	-
REASONER, Marty (15,19)	2002-04,06-08	351	45	76	121	209	6	1	0	1	2
REDDICK, Eldon (G) (33)	1990-91	13	0	0	0	0	1	0	0	0	0
REDDOX, Liam (85)	2008-10	56	5	9	14	14	-	-	-	-	-
REDMOND, Craig (26)	1989	21	3	10	13	12	-	-	-	-	-
REIRDEN, Todd (46)	1999	17	2	3	5	20	-	-	-	-	-
RICE, Steve (15,12)	1992-94	94	19	20	39	66	-	-	-	-	-
RICHARDSON, Luke (22)	1992-97	436	13	65	78	630	28	0	7	7	59
RIESEN, Michel (34)	2001	12	0	1	1	4	-	-	-	-	-
RITA, Jani (46,14,22)	2002-04,06	36	6	1	7	6	-	-	-	-	-
ROBERTS, David (15)	1996	6	2	4	6	6	-	-	-	-	-
ROBERTSSON, Bert (14)	2000	52	0	4	4	34	5	0	0	0	0
RODNEY, Bryan (19)	2012	1	0	0	0	0	-	-	-	-	-
ROGERS, Mike (19)	1986	8	1	0	1	0	-	-	-	-	-
ROLOSON, Dwayne (G) (35)	2006-09	193	0	6	6	26	18	0	2	2	14
ROULSTON, Tom (23,24)	1981-84	137	36	32	68	64	18	2	2	4	2
ROURKE, Allan (52)	2008	13	0	0	0	5	-	-	-	-	-
ROUSSEL, Dominic (G) (30)	2001	8	0	0	0	2	-	-	-	-	-
ROY, Mathieu (12,36)	2006-08	30	2	1	3	57	-	-	-	-	-
RUCINSKY, Martin (23)	1992	2	0	0	0	0	-	-	-	-	-
RUOTSALAINEN, Reijo (29,26)	1987-90	26	6	15	21	12	43	4	16	20	22
RUZICKA, Vladimir (29)	1990	25	11	6	17	10	-	-	-	-	-
SALMELAINEN, Tony	2004	13	0	1	1	4	-	-	-	-	-
SALO, Tommy (G) (35)	1999-2004	334	0	4	4	20	21	0	1	1	2
SAMSONOV, Sergei (12)	2006	19	5	11	16	6	24	4	11	15	14
SANDERSON, Geoff (8)	2008	41	3	10	13	16	-	-	-	-	-
SANDWICH, Terran (38)	1998	8	0	0	0	6	-	-	-	-	-
SARNO, Peter (33)	2004	6	1	0	1	2	-	-	-	-	-
SATAN, Miroslav (32,18)	1996-97	126	35	28	63	44	-	-	-	-	-
SCHMAUTZ, Bobby (16)	1980	29	8	8	16	20	-	-	-	-	-
SCHREMP, Rob (44,88)	2007-09	7	0	3	3	2	-	-	-	-	-
SCHULTZ, JUSTIN (19)	2012-14	122	19	41	60	24	-	-	-	-	-
SCHULTZ, Nick (15)	2011-14	128	1	16	17	58	-	-	-	-	-
SCRIVENS, BEN (G) (30)	2013-14	21	0	0	0	0	-	-	-	-	-
SELIVANOV, Alexander (28,29)	1999-2000	96	35	26	61	70	7	0	1	1	10
SEMENKO, Dave (27)	1980-87	454	59	77	136	976	69	6	6	12	193
SEMENOV, Anatoli (19)	1990-92	116	35	38	73	42	22	6	6	12	12
SEMENOV, Alexei (5)	2003-04,06	103	4	10	14	107	6	0	0	0	0
SESTITO, Tim (62)	2009	1	0	0	0	0	-	-	-	-	-
SHAW, David (26)	1992	12	1	1	2	8	-	-	-	-	-
SHERVEN, Gord (8,28)	1984-86	44	11	8	19	14	-	-	-	-	-
SHTALENKOV, Mikhail (G) (35)	1999	34	0	0	0	2	-	-	-	-	-
SHUDRA, Ron (27)	1988	10	0	5	5	6	-	-	-	-	-
SILTANEN, Risto (8)	1980-82	206	38	113	151	104	16	5	2	7	20
SIM, Trevor (15)	1990	3	0	1	1	2	-	-	-	-	-
SIMPSON, Craig (18)	1988-93	419	185	180	365	475	67	36	32	68	56
SKORODENSKI, Warren (G) (30)	1988	3	0	0	0	0	-	-	-	-	-
SLEGR, Jiri (28)	1995-96	60	5	18	23	88	-	-	-	-	-
SMID, Ladislav (5)	2007-14	474	11	54	65	391	-	-	-	-	-
SMITH, Dan (6)	2006	7	0	0	0	7	-	-	-	-	-
SMITH, Doug (8)	1989	19	1	1	2	9	-	-	-	-	-
SMITH, Geoff (25)	1990-94	306	11	56	67	192	12	0	1	1	6
SMITH, Jason (21)	1999-2004,06-07	542	31	82	113	643	45	1	8	9	49
SMITH, Steve (5)	1985-91	385	46	172	218	1080	87	10	29	39	216
SMITHSON, Jerred (52)	2012-13	10	1	0	1	2	-	-	-	-	-



PLAYER (NUMBERS)	SEASONS	REGULAR SEASON					PLAYOFFS				
		GP	G	A	PTS	PIM	GP	G	A	PTS	PIM
SMYTH, Ryan (10,94)	1995-2004,06-07, 11-14	971	296	335	631	773	68	22	21	43	76
SOLHEIM, Ken (28)	1986	6	1	0	1	5	-	-	-	-	-
SOMMER, Roy (28)	1981	3	1	0	1	7	-	-	-	-	-
SOURAY, Sheldon (44)	2008-10	144	30	46	76	199	-	-	-	-	-
SPACEK, Jaroslav (6)	2006	31	5	14	19	24	24	3	11	14	24
SRSEN, Tomas (15)	1991	2	0	0	0	0	-	-	-	-	-
STAIOS, Steve (24)	2002-04,06-10	573	35	111	146	743	30	1	5	6	32
STADUJAR, Nick (23)	1996	2	0	0	0	4	-	-	-	-	-
STAPLETON, Mike (28,25)	1994-95	69	11	20	31	49	-	-	-	-	-
STASTNY, Yan (42)	2006	3	0	0	0	0	-	-	-	-	-
STOLL, Jarret (36,16)	2003-04,06-08	286	59	106	165	238	24	4	6	10	24
STONE, Ryan (32)	2009-10	27	0	6	6	48	-	-	-	-	-
STORTINI, Zack (46)	2007-11	256	14	27	41	718	-	-	-	-	-
STRUDWICK, Jason (43)	2009-11	186	2	10	12	133	-	-	-	-	-
STRUBEY, Todd (28,25,26)	1982-84	5	0	1	1	2	-	-	-	-	-
SUMMANEN, Raimo (25)	1984-87	132	30	33	63	33	10	2	5	7	0
SUTTON, ANDY (25)	2011-12	52	3	7	10	80	-	-	-	-	-
SUTTON, Ken (40,6)	1995-96	44	3	9	12	51	-	-	-	-	-
SWANSON, Brian (37)	2001-03	68	4	12	16	16	-	-	-	-	-
SYKORA, Petr (71)	2007	82	22	31	53	40	-	-	-	-	-
SYVRET, Danny (28,40)	2006-07	26	0	1	1	12	-	-	-	-	-
TAKKO, Kri (G) (1)	1991	11	0	1	1	0	-	-	-	-	-
TARNSTROM, Dick (23)	2006,08	51	2	7	9	64	12	0	2	2	10
TEUBERT, COLTEN (33)	2011-12	24	0	1	1	25	-	-	-	-	-
THORESEN, Patrick (28)	2007-08	85	6	13	19	58	-	-	-	-	-
THORNTON, Scott (17,15)	1992-96	209	23	30	53	385	1	0	0	0	0
TIDEY, Alex (15)	1980	5	0	0	0	8	-	-	-	-	-
TIKKANEN, Esa (14,10)	1985-93	522	178	258	436	759	114	51	46	97	171
TITOV, German (13)	2000	7	0	4	4	4	5	1	1	2	0
TJARNQVIST, Daniel (29)	2007	37	3	12	15	30	-	-	-	-	-
TOAL, Mike (25)	1980	3	0	0	0	0	-	-	-	-	-
TODD, Kevin (15)	1993	25	4	9	13	10	-	-	-	-	-
TORRES, Raffi (14)	2004,06-08	276	67	53	120	239	22	4	7	11	16
TUGNUTT, Ron (G) (1,32)	1992-93	29	0	0	0	4	2	0	0	0	0
TUOMAINEN, Marko (33)	1995	4	0	0	0	0	-	-	-	-	-
ULANOV, Igor (2,55)	2000-01,04,06	160	11	42	53	157	11	0	0	0	10
UNGER, Garry (77)	1981-83	75	9	13	22	83	13	1	0	1	25
VALIQUETTE, Stephen (G) (40)	2004	1	0	0	0	0	-	-	-	-	-
Van ALLEN, Shaun (26,20)	1991,93	23	1	4	5	6	-	-	-	-	-
VAN DORP, Wayne (8)	1987	3	0	0	0	25	3	0	0	0	2
VANDERMEER, Jim (2)	2010-11	62	2	12	14	74	-	-	-	-	-
VANDELDELDE, CHRIS (54)	2011-13	28	1	2	3	18	-	-	-	-	-
VISNOVSKY, Lubomir (71)	2009	50	8	23	31	30	-	-	-	-	-
VOROBIEV, Vladimir (34)	1999	2	2	0	2	2	1	0	0	0	0
VUJTEK, Vladimir (23)	1993-94	70	5	25	30	22	-	-	-	-	-
VYAZMIKIN, Igor (29)	1991	4	1	0	1	0	-	-	-	-	-
WARE, Mike (34)	1989-90	5	0	1	1	15	-	-	-	-	-
WATT, Mike (9)	1998	14	1	2	3	4	-	-	-	-	-
WEIGHT, Doug (42,39)	1993-2001	588	157	420	577	445	39	10	23	33	58
WEIR, Stan (21)	1980-82	200	48	66	114	93	10	0	0	0	4
WERENKA, Brad (36,5)	1993-94	42	5	7	12	38	-	-	-	-	-
WHITE, Peter (27)	1994-96	61	10	12	22	2	-	-	-	-	-
WHITNEY, Ray (8)	1998	9	1	3	4	0	-	-	-	-	-
WHITNEY, Ryan (6)	2010-12	105	8	50	58	71	-	-	-	-	-
WIEMER, Jim (23,32)	1988	12	1	2	3	15	2	0	0	0	2
WINCHESTER, Brad (26)	2006-07	78	4	6	10	107	10	1	2	3	4
WRIGHT, Tyler (19,12)	1993-96	41	3	1	4	70	-	-	-	-	-
YAKUPOV, NAIL (64,10)	2012-14	111	28	27	55	60	-	-	-	-	-
YOUNG, Bryan (76)	2007-08	17	0	0	0	10	-	-	-	-	-
YORK, Mike (16)	2002-04	144	40	57	97	25	6	0	2	2	2
ZANIER, Mike (G) (30)	1985	3	0	0	0	0	-	-	-	-	-
ZAVISHA, Brad (20)	1994	2	0	0	0	0	-	-	-	-	-
ZELEPUKIN, Valeri (21)	1998	33	2	10	12	57	8	1	2	3	2
ZHOLTKO, Sergei (34)	2001	37	4	16	20	22	3	0	0	0	0



EDMONTON OILERS ALL-TIME CAREER LEADERS (1979-80 TO 2013-14)

GAMES PLAYED

1. Kevin Lowe.....	1037
2. RYAN SMYTH.....	970
3. Mark Messier.....	851
4. Glenn Anderson.....	845
5. SHAWN HORCOFF.....	796
6. Kelly Buchberger.....	795
7. Jari Kurri.....	754
8. Craig MacTavish.....	701
9. Wayne Gretzky.....	696
10. Charlie Huddy.....	694

GOALS

1. Wayne Gretzky.....	583
2. Jari Kurri.....	474
3. Glenn Anderson.....	417
4. Mark Messier.....	392
5. RYAN SMYTH.....	296
6. Paul Coffey.....	209
7. Craig Simpson.....	185
8. Esa Tikkanen.....	178
9. Doug Weight.....	157
10. Craig MacTavish.....	155

ASSISTS

1. Wayne Gretzky.....	1086
2. Mark Messier.....	642
3. Jari Kurri.....	589
4. Glenn Anderson.....	489
5. Paul Coffey.....	460
6. Doug Weight.....	420
7. RYAN SMYTH.....	335
8. ALES HEMSKY.....	335
9. Kevin Lowe.....	309
10. Charlie Huddy.....	287

POINTS

1. Wayne Gretzky.....	1669
2. Jari Kurri.....	1043
3. Mark Messier.....	1034
4. Glenn Anderson.....	906
5. Paul Coffey.....	669
6. RYAN SMYTH.....	621
7. Doug Weight.....	577
8. ALES HEMSKY.....	477
9. SHAWN HORCOFF.....	447
10. Esa Tikkanen.....	436

PENALTY MINUTES

1. Kelly Buchberger.....	1747
2. Kevin McClelland.....	1298
3. Kevin Lowe.....	1236
4. Mark Messier.....	1122
5. Steve Smith.....	1080
6. Dave Semenko.....	976
7. Lee Fogolin.....	886
8. Georges Laraque.....	826
9. Glenn Anderson.....	798
10. Louie DeBrusk.....	797

HAT TRICKS

1. Wayne Gretzky.....	43
2. Glenn Anderson.....	20
3. Jari Kurri.....	20
4. Mark Messier.....	13
5. RYAN SMYTH.....	5
6. Esa Tikkanen.....	5
7. Paul Coffey.....	4
8. Blair MacDonald.....	4
9. Petr Klima.....	3
10. Alex Selivanov.....	3

POWERPLAY GOALS

1. Glenn Anderson.....	126
2. RYAN SMYTH.....	126
3. Wayne Gretzky.....	125
4. Jari Kurri.....	107
5. Mark Messier.....	89
6. Craig Simpson.....	75
7. Paul Coffey.....	69
8. Doug Weight.....	39
9. Jason Arnott.....	36
10. Esa Tikkanen.....	36

SHORTHANDED GOALS

1. Wayne Gretzky.....	55
2. Mark Messier.....	36
3. Jari Kurri.....	31
4. Craig MacTavish.....	29
5. Esa Tikkanen.....	21
6. Todd Marchant.....	20
7. Ethan Moreau.....	16
8. Paul Coffey.....	15
9. Glenn Anderson.....	13
10. Kelly Buchberger.....	12

GAME WINNING GOALS

1. Glenn Anderson.....	73
2. Wayne Gretzky.....	61
3. Jari Kurri.....	60
4. RYAN SMYTH.....	45
5. Mark Messier.....	43
6. Esa Tikkanen.....	30
7. Craig MacTavish.....	25
8. SHAWN HORCOFF.....	25
9. Kelly Buchberger.....	24
10. Craig Simpson.....	21
11. Ethan Moreau.....	21

EDMONTON OILERS 100-OR-MORE-POINT SEASONS

RANK	PLAYER	SEASON	GP	G	A	PTS	PIM
1.	Wayne Gretzky	1985-86	80	52	163	215	46
2.	Wayne Gretzky	1981-82	80	92	120	212	26
3.	Wayne Gretzky	1984-85	80	73	135	208	52
4.	Wayne Gretzky	1983-84	74	87	118	205	39
5.	Wayne Gretzky	1982-83	80	71	125	196	59
6.	Wayne Gretzky	1986-87	79	62	121	183	28
7.	Wayne Gretzky	1980-81	80	55	109	164	28
8.	Wayne Gretzky	1987-88	64	40	109	149	24
9.	Paul Coffey	1985-86	79	48	90	138	120
10.	Wayne Gretzky	1979-80	79	51	86	137	21
11.	Jari Kurri	1984-85	73	71	64	135	30
12.	Jari Kurri	1985-86	78	68	63	131	22
13.	Mark Messier	1989-90	79	45	84	129	79
14.	Paul Coffey	1983-84	80	40	86	126	104
15.	Paul Coffey	1984-85	80	37	84	121	97
16.	Jari Kurri	1983-84	64	52	61	113	14
17.	Mark Messier	1987-88	77	37	74	111	103
18.	Jari Kurri	1986-87	79	54	54	108	41
19.	Mark Messier	1986-87	77	37	70	107	73
20.	Mark Messier	1982-83	77	48	58	106	72
21.	Glenn Anderson	1981-82	80	38	67	105	71
22.	Glenn Anderson	1982-83	72	48	56	104	70
	Jari Kurri	1982-83	80	45	59	104	22
	Doug Weight	1995-96	82	25	79	104	95
25.	Glenn Anderson	1985-86	72	54	48	102	90
	Jari Kurri	1988-89	76	44	58	102	69
27.	Mark Messier	1983-84	73	37	64	101	165
28.	Jimmy Carson	1988-89	80	49	51	100	36



EDMONTON OILERS YEARLY LEADERS (1979-80 TO 2013-14)

GAMES PLAYED

SEASON	PLAYER	NO.
1979-80	Lee Fogolin, Dave Hunter, Dave Lumley, Blair MacDonald	80
1980-81	Lee Fogolin, Wayne Gretzky	80
1981-82	Glenn Anderson, Paul Coffey, Lee Fogolin, Wayne Gretzky, Kevin Lowe	80
1982-83	Paul Coffey, Randy Gregg, Wayne Gretzky, Pat Hughes, Dave Hunter, Jari Kurri, Kevin Lowe	80
1983-84	Glenn Anderson, Paul Coffey, Lee Fogolin, Randy Gregg, Dave Hunter, Kevin Lowe	80
1984-85	Glenn Anderson, Paul Coffey, Wayne Gretzky, Charlie Huddy, Dave Hunter, Mike Krushelnyski, Willy Lindstrom, Kevin Lowe	80
1985-86	Lee Fogolin, Wayne Gretzky, Mark Napier	80
1986-87	Glenn Anderson, Mike Krushelnyski	80
1987-88	Glenn Anderson, Jari Kurri, Craig MacTavish, Esa Tikkanen	80
1988-89	Jimmy Carson, Craig MacTavish	80
1989-90	Craig MacTavish, Craig Simpson	80
1990-91	Craig MacTavish, Joe Murphy	80
1991-92	Vincent Damphousse, Craig MacTavish, Scott Mellanby, Joe Murphy	80
1992-93	Kelly Buchberger, Dave Manson	83
1993-94	Kelly Buchberger, Zdeno Ciger, Doug Weight	84
1994-95	Kelly Buchberger, Shayne Corson, Doug Weight	48
1995-96	Kelly Buchberger, Luke Richardson, Doug Weight	82
1996-97	Rem Murray, Luke Richardson, Ryan Smyth	82
1997-98	Kelly Buchberger, Mats Lindgren	82
1998-99	Pat Falloon, Mike Grier, Todd Marchant	82
1999-00	Todd Marchant, Ryan Smyth	82
2000-01	Georges Laraque, Rem Murray, Janne Niinimaa, Jason Smith, Ryan Smyth, Doug Weight	82
2001-02	Anson Carter, Mike Comrie, Mike Grier, Jochen Hecht, Todd Marchant	82
2002-03	Eric Brewer	80
2003-04	Ryan Smyth, Steve Staios	82
2004-05	No Season - NHL Lockout	
2005-06	Steve Staios, Jarret Stoll, Raffi Torres	82
2006-07	Jason Smith, Petr Sykora, Raffi Torres	82
2007-08	Andrew Cogliano, Tom Gilbert, Dustin Penner, Marty Reasoner, Steve Staios	82
2008-09	Andrew Cogliano, Tom Gilbert	82
2009-10	Andrew Cogliano, Tom Gilbert, Dustin Penner	82
2010-11	Andrew Cogliano	82
2011-12	Ryan Smyth, Nick Schultz	82
2012-13	Sam Gagner, Jordan Eberle, Nail Yakupov, Justin Schultz, Jeff Petry, Ladislav Smid	48
2013-14	Jordan Eberle, Ryan Nugent-Hopkins, Jeff Petry	80

GOALS

SEASON	PLAYER	NO.
1979-80	Wayne Gretzky	51
1980-81	Wayne Gretzky	55
1981-82	Wayne Gretzky	92
1982-83	Wayne Gretzky	71
1983-84	Wayne Gretzky	87
1984-85	Wayne Gretzky	73
1985-86	Jari Kurri	68
1986-87	Wayne Gretzky	62
1987-88	Jari Kurri, Craig Simpson	43
1988-89	Jimmy Carson	49
1989-90	Mark Messier	45
1990-91	Petr Klima	40
1991-92	Vincent Damphousse	38
1992-93	Petr Klima	32
1993-94	Jason Arnott	33
1994-95	David Oliver	16
1995-96	Zdeno Ciger	31
1996-97	Ryan Smyth	39
1997-98	Doug Weight	26
1998-99	Bill Guerin	30
1999-00	Ryan Smyth	28
2000-01	Ryan Smyth	31
2001-02	Mike Comrie	33
2002-03	Ryan Smyth	27
2003-04	Ryan Smyth	23
2004-05	No Season - NHL Lockout	
2005-06	Ryan Smyth	36
2006-07	Ryan Smyth	31
2007-08	Dustin Penner	23
2008-09	Ales Hemsky, Sheldon Souray (D)	23
2009-10	Dustin Penner	32
2010-11	Taylor Hall	22
2011-12	Jordan Eberle	34
2012-13	Nail Yakupov	17
2013-14	Jordan Eberle, David Perron	28

ASSISTS

SEASON	PLAYER	NO.
1979-80	Wayne Gretzky	86
1980-81	Wayne Gretzky	109
1981-82	Wayne Gretzky	120
1982-83	Wayne Gretzky	125
1983-84	Wayne Gretzky	118
1984-85	Wayne Gretzky	135
1985-86	Wayne Gretzky	163
1986-87	Wayne Gretzky	121
1987-88	Wayne Gretzky	109
1988-89	Mark Messier	61
1989-90	Mark Messier	84
1990-91	Mark Messier	52
1991-92	Vincent Damphousse	51
1992-93	Bernie Nicholls	32
1993-94	Doug Weight	50
1994-95	Doug Weight	33
1995-96	Doug Weight	79
1996-97	Doug Weight	61
1997-98	Doug Weight	44
1998-99	Bill Guerin	34
1999-00	Doug Weight	51
2000-01	Doug Weight	65
2001-02	Janne Niinimaa	39
2002-03	Todd Marchant	40
2003-04	Ryan Smyth	36
2004-05	No Season - NHL Lockout	
2005-06	Ales Hemsky	58
2006-07	Ales Hemsky	40
2007-08	Ales Hemsky	51



2008-09	Ales Hemsky	43
2009-10	Gilbert Brule	32
2010-11	Ales Hemsky	28
2011-12	Jordan Eberle	42
2012-13	Taylor Hall	34
2013-14	Taylor Hall	53

POINTS

SEASON	PLAYER	G-A-PTS
1979-80	Wayne Gretzky	51-86-137
1980-81	Wayne Gretzky	55-109-154
1981-82	Wayne Gretzky	92-120-212
1982-83	Wayne Gretzky	71-125-196
1983-84	Wayne Gretzky	87-118-205
1984-85	Wayne Gretzky	73-135-208
1985-86	Wayne Gretzky	52-163-215
1986-87	Wayne Gretzky	62-121-183
1987-88	Wayne Gretzky	40-109-149
1988-89	Jari Kurri	44-58-102
1989-90	Mark Messier	45-84-129
1990-91	Esa Tikkanen	27-42-69
1991-92	Vincent Damphousse	38-51-89
1992-93	Petr Klima	32-16-48
1993-94	Doug Weight	24-50-74
1994-95	Doug Weight	7-33-40
1995-96	Doug Weight	25-79-104
1996-97	Doug Weight	21-61-82
1997-98	Doug Weight	26-44-70
1998-99	Bill Guerin	30-34-64
1999-00	Doug Weight	21-51-72
2000-01	Doug Weight	25-65-90
2001-02	Mike Comrie	33-27-60
	Anson Carter	28-32-60
2002-03	Ryan Smyth	27-34-61
2003-04	Ryan Smyth	23-36-59
2004-05	No Season - NHL Lockout	
2005-06	Ales Hemsky	19-58-77
2006-07	Ryan Smyth	31-22-53
	Petr Sykora	22-31-53
	Ales Hemsky	13-40-53
2007-08	Ales Hemsky	20-51-71
2008-09	Ales Hemsky	23-43-66
2009-10	Dustin Penner	32-31-63
2010-11	Jordan Eberle	18-25-43
2011-12	Jordan Eberle	34-72-76
2012-13	Taylor Hall	16-34-50
2013-14	Taylor Hall	27-53-80

PENALTY MINUTES

SEASON	PLAYER	PIM
1979-80	Colin Campbell	196
1980-81	Pat Price	193
1981-82	Dave Semenko	194
1982-83	Laurie Boschman	183
1983-84	Mark Messier	165
1984-85	Kevin McClelland	212
1985-86	Kevin McClelland	266
1986-87	Kevin McClelland	238
1987-88	Steve Smith	286
1988-89	Kelly Buchberger	234
1989-90	Craig Simpson	180
1990-91	Steve Smith	193
1991-92	Dave Manson	220
1992-93	Dave Manson	210
1993-94	Kelly Buchberger	199
1994-95	Bryan Marchment	184
1995-96	Bryan Marchment	202
1996-97	Kelly Buchberger	159
1997-98	Drake Berehowsky	169
1998-99	Sean Brown	188
1999-00	Sean Brown	192

2000-01	Georges Laraque	148
2001-02	Georges Laraque	157
2002-03	Scott Ferguson	120
2003-04	Georges Laraque	99
2004-05	No Season - NHL Lockout	
2005-06	Ethan Moreau	87
2006-07	Matt Greene	109
2007-08	Zack Stortini	201
2008-09	Zack Stortini	181
2009-10	Zack Stortini	155
2010-11	Theo Peckham	198
2011-12	Ben Eager	107
2012-13	Ladislav Smid	55
2013-14	Luke Gazdic	127

POWERPLAY GOALS

SEASON	PLAYER	NO.
1979-80	Wayne Gretzky, Blair MacDonald	13
1980-81	Wayne Gretzky	15
1981-82	Wayne Gretzky	18
1982-83	Wayne Gretzky	18
1983-84	Wayne Gretzky	20
1984-85	Jari Kurri	14
1985-86	Glenn Anderson	18
1986-87	Wayne Gretzky	13
1987-88	Craig Simpson	18
1988-89	Jimmy Carson	19
1989-90	Glenn Anderson	17
1990-91	Craig Simpson	15
1991-92	Vincent Damphousse	12
1992-93	Petr Klima	13
1993-94	Shayne Corson	11
1994-95	David Oliver	10
1995-96	David Oliver	14
1996-97	Ryan Smyth	20
1997-98	Boris Mironov (D), Ryan Smyth	10
1998-99	Bill Guerin	13
1999-00	Bill Guerin, Ryan Smyth	11
2000-01	Ryan Smyth	11
2001-02	Anson Carter	12
2002-03	Anson Carter, Ryan Smyth	10
2003-04	Ryan Smyth	8
2004-05	No Season - NHL Lockout	
2005-06	Ryan Smyth	19
2006-07	Ryan Smyth	14
2007-08	Dustin Penner	13
2008-09	Sheldon Souray (D)	12
2009-10	Dustin Penner	9
2010-11	Taylor Hall	8
2011-12	Taylor Hall	13
2012-13	Nail Yakupov	6
2013-14	David Perron	8

SHORTHANDED GOALS

SEASON	PLAYER	NO.
1979-80	Doug Hicks, Dave Hunter, Blair MacDonald, Stan Weir	2
1980-81	Lee Fogolin (D), Wayne Gretzky	4
1981-82	Wayne Gretzky	6
1982-83	Wayne Gretzky	6
1983-84	Wayne Gretzky	12
1984-85	Wayne Gretzky	11
1985-86	Paul Coffey (D)	9
1986-87	Wayne Gretzky	7
1987-88	Wayne Gretzky	5
1988-89	Esa Tikkanen	8
1989-90	Craig MacTavish, Mark Messier	6
1990-91	Craig MacTavish	6
1991-92	Kelly Buchberger	4
1992-93	Esa Tikkanen	4



1993-94	Kirk Maltby, Doug Weight	1	1981-82	Wayne Gretzky	4
1994-95	Kirk Maltby, Todd Marchant	2	1982-83	Mark Messier	5
1995-96	Todd Marchant	3	1983-84	Glenn Anderson, Paul Coffey, Jari Kurri, Willy Lindstrom, Dave Lumley	1
1996-97	Todd Marchant	4			
1997-98	Mats Lindgren	3			
1998-99	Kelly Buchberger, Mike Grier	2	1984-85	Jari Kurri	3
1999-00	Mike Grier	3	1985-86	Paul Coffey, Wayne Gretzky, Jari Kurri, Mike Krushelnyski, Mark Napier	1
2000-01	Todd Marchant	4			
2001-02	Todd Marchant	3	1986-87	Esa Tikkanen	1
2002-03	Ethan Moreau, Steve Staios (D)	3	1987-88	Mark Messier	2
2003-04	Ethan Moreau	3	1988-89	Craig MacTavish	2
2004-05	No Season - NHL Lockout		1989-90	Martin Gelinan, Mark Messier	2
2005-06	Ethan Moreau	4	1990-91	Martin Gelinan, Joe Murphy	2
2006-07	Toby Petersen	2	1991-92	Joe Murphy	2
2007-08	Jarret Stoll	3	1992-93	Dave Manson, Scott Mellanby	1
2008-09	Ethan Moreau, Sheldon Souray (D)	1	1993-94	Zdeno Ciger	2
2009-10	Ethan Moreau	3	1994-95	Kirk Maltby, David Oliver	1
2010-11	Jordan Eberle	2	1995-96	Jason Arnott, Todd Marchant, Doug Weight	1
2011-12	Ryan Jones	2			
2012-13	Ryan Smith, Lennart Petrell, Jeff Petry, Magnus Paajarvi	1	1996-97	Jason Arnott	1
2013-14	Jordan Eberle, David Perron, Boyd Gordon, Matt Hendricks	1	1997-98	Ryan Smyth	2
			1998-99	Ryan Smyth	2
			1999-00	Todd Marchant	2
			2000-01	Doug Weight	2
			2001-02	Mike Comrie	3
			2002-03	Anson Carter, Jason Chimera, Radek Dvorak, Todd Marchant, Ethan Moreau, Ryan Smyth	1
			2003-04	Radek Dvorak, Ethan Moreau	2
			2004-05	No Season - NHL Lockout	
			2005-06	No Ties in NHL	
			2006-07	No Ties in NHL	
			2007-08	No Ties in NHL	
			2008-09	No Ties in NHL	
			2009-10	No Ties in NHL	
			2010-11	No Ties in NHL	
			2011-12	No Ties in NHL	
			2012-13	No Ties in NHL	
			2013-14	No Ties in NHL	

GAME WINNING GOALS

SEASON	PLAYER	NO.
1979-80	Wayne Gretzky, Dave Lumley, Blair MacDonald	6
1980-81	Glenn Anderson	5
1981-82	Wayne Gretzky	12
1982-83	Glenn Anderson	10
1983-84	Glenn Anderson, Wayne Gretzky	11
1984-85	Jari Kurri	13
1985-86	Glenn Anderson, Jari Kurri	9
1986-87	Jari Kurri	10
1987-88	Mark Messier	7
1988-89	Jari Kurri	8
1989-90	Glenn Anderson	7
1990-91	Esa Tikkanen	6
1991-92	Vincent Damphousse	8
1992-93	Kelly Buchberger, Craig MacTavish, Scott Mellanby, Craig Simpson, Esa Tikkanen	3
1993-94	Scott Pearson	7
1994-95	Kelly Buchberger	5
1995-96	Jason Arnott	5
1996-97	Dean McAmmond	6
1997-98	Doug Weight	4
1998-99	Boyd Devereaux, Boris Mironov (D), Rem Murray	4
1999-00	Alex Selivanov	5
2000-01	Ryan Smyth	6
2001-02	Anson Carter	6
2002-03	Mike Comrie	6
2003-04	Ryan Smyth	6
2004-05	No Season - NHL Lockout	
2005-06	Shawn Horcoff	5
2006-07	Petr Sykora	6
2007-08	Andrew Cogliano	5
2008-09	Dustin Penner, Sheldon Souray (D)	5
2009-10	Patrick O'Sullivan, Gilbert Brule	3
2010-11	Jordan Eberle	5
2011-12	Taylor Hall	7
2012-13	Taylor Hall	4
2013-14	Jordan Eberle, Ryan Nugent-Hopkins	4

SHOOTOUT DECIDING GOALS

SEASON	PLAYER	NO.
2005-06	Marty Reasoner, Ryan Smyth, Raffi Torres	1
2006-07	Fernando Pisani, Ryan Smyth	2
2007-08	Sam Gagner, Ales Hemsy	4
2008-09	Ales Hemsy	2
2009-10	Shawn Horcoff	3
2010-11	Jordan Eberle, Linus Omark	1
2011-12	Ryan Nugent-Hopkins	2
2012-13	Sam Gagner	2
2013-14	Sam Gagner, Taylor Hall, David Perron	1

PLUS/MINUS

SEASON	PLAYER	NO.
1979-80	Wayne Gretzky	+82
1980-81	Charlie Huddy (D)	+62
1981-82	-	-
1982-83	Wayne Gretzky	+76
1983-84	Wayne Gretzky	+98
1984-85	Wayne Gretzky	+71
1985-86	Wayne Gretzky	+70
1986-87	Wayne Gretzky	+70
1987-88	Steve Smith (D)	+40
1988-89	Craig Muni (D)	+43
1989-90	Randy Gregg (D)	+24
1990-91	Petr Klima	+24
1991-92	Norm Maciver (D)	+20
1992-93	Martin Gelinan	+3
1993-94	Dean McAmmond	+12
1994-95	Iain Fraser	+3

GAME TYING GOALS

SEASON	PLAYER	NO.
1979-80	Wayne Gretzky	4
1980-81	Dave Hunter	3



1995-96	Mariusz Czerkawski	+7
1996-97	Bryan Marchment (D)	+13
1997-98	Todd Marchant, Dean McAmmond	+9
1998-99	Tom Poti (D)	+10
1999-00	Jason Smith (D)	+16
2000-01	Eric Brewer (D), Igor Ulanov (D)	+15
2001-02	Mike Comrie	+16
2002-03	Marty Reasoner	+19
2003-04	Igor Ulanov (D)	+19
2004-05	No Season - NHL Lockout	
2005-06	Steve Staios (D)	+10
2006-07	Daniel Tjernqvist (D)	+3
2007-08	Robert Nilsson	+8
2008-09	Denis Grebeshkov (D)	+12
2009-10	Ales Hemsky	+7
2010-11	Ryan Whitney	+13
2011-12	Sam Gagner, Andy Sutton	+5
2012-13	Shawn Horcoff, Corey Potter	+8
2013-14	Ryan Jones	+0

SHOTS ON GOAL

SEASON	PLAYER	NO.
1979-80	Wayne Gretzky	284
1980-81	Wayne Gretzky	261
1981-82	Wayne Gretzky	369
1982-83	Wayne Gretzky	348
1983-84	Wayne Gretzky	324
1984-85	Wayne Gretzky	358
1985-86	Wayne Gretzky	350
1986-87	Wayne Gretzky	288
1987-88	Glenn Anderson	255
1988-89	Jimmy Carson	240
1989-90	Mark Messier	211
1990-91	Esa Tikkanen	235
1991-92	Vincent Damphousse	247
1992-93	Dave Manson (D)	244
1993-94	Igor Kravchuk (D)	197
1994-95	Jason Arnott	156
1995-96	Jason Arnott	244
1996-97	Ryan Smyth	265
1997-98	Ryan Smyth, Doug Weight	205
1998-99	Bill Guerin	261
1999-00	Ryan Smyth	238
2000-01	Ryan Smyth	245
2001-02	Jochen Hecht	211
2002-03	Ryan Smyth	199
2003-04	Ryan Smyth	245
2004-05	No Season - NHL Lockout	
2005-06	Jarret Stoll	243
2006-07	Petr Sykora	206
2007-08	Dustin Penner	201
2008-09	Sheldon Souray (D)	268
2009-10	Dustin Penner	203
2010-11	Taylor Hall	186
2011-12	Taylor Hall	207
2012-13	Taylor Hall	154
2013-14	Taylor Hall	250

SHOOTING PERCENTAGE

Minimum 80 shots on goal from 1979-80 to 1991-92.

Minimum 84 shots on goal from 1992-93 to 1993-94.

Minimum 48 shots on goal for 1994-95.

Minimum 82 shots on goal from 1995-96 to 2011-12.

SEASON	PLAYER	PCT. (G-SHOTS)
1979-80	Stan Weir	25.6 (33-129)
1980-81	Wayne Gretzky	21.1 (55-261)
1981-82	Wayne Gretzky	24.9 (92-369)
1982-83	Ken Linseman	23.4 (33-141)
1983-84	Wayne Gretzky	26.9 (87-324)
1984-85	Jari Kurri	27.2 (71-261)

1985-86	Jari Kurri	28.8 (68-236)
1986-87	Esa Tikkanen	27.0 (34-126)
1987-88	Craig Simpson	36.4 (43-118)
1988-89	Craig Simpson	28.9 (35-121)
1989-90	Craig Simpson	22.5 (29-129)
1990-91	Craig Simpson	21.0 (30-143)
1991-92	Kelly Buchberger	22.2 (20-90)
1992-93	Craig Simpson	26.4 (24-91)
1993-94	Jason Arnott	17.0 (33-194)
1994-95	Roman Oksiuta	21.2 (11-52)
1995-96	Zdeno Ciger	16.8 (31-184)
1996-97	Andrei Kovalenko	19.6 (32-163)
1997-98	Dean McAmmond	14.8 (19-128)
1998-99	Rem Murray	18.1 (21-116)
1999-00	Alex Selivanov	22.1 (27-122)
2000-01	Mike Grier	16.1 (20-124)
2001-02	Mike Comrie	19.4 (33-170)
2002-03	Jason Chimera	15.6 (14-90)
2003-04	Fernando Pisani	16.2 (16-99)
2004-05	No Season - NHL Lockout	
2005-06	Raffi Torres	16.5 (27-164)
2006-07	Ryan Smyth	19.3 (31-161)
2007-08	Andrew Cogliano	18.4 (18-98)
2008-09	Andrew Cogliano	15.5 (18-116)
2009-10	Dustin Penner	15.8 (32-203)
2010-11	Dustin Penner	15.3 (21-137)
2011-12	Jordan Eberle	18.9 (34-180)
2012-13	Nail Yakupov	21.0 (17-81)
2013-14	Jordan Eberle	14.0 (28-200)

REAL TIME SCORING STATISTICS

NOTE:

The NHL began recording real time scoring statistics as official league statistics in 1997-98.

From 2002-03 to 2003-04 only time on ice and face-off statistics were recorded by the NHL.

TIME ON ICE

SEASON	PLAYER	TOI
1997-98	-	-
1998-99	Boris Mironov (D)	25:55
1999-00	Roman Hamrlik (D)	25:17
2000-01	Janne Niinimaa (D)	25:20
2001-02	Janne Niinimaa (D)	26:01
2002-03	Eric Brewer (D)	24:56
2003-04	Eric Brewer (D)	24:39
2004-05	No Season - NHL Lockout	
2005-06	Chris Pronger (D)	27:59
2006-07	Daniel Tjernqvist (D)	22:41
2007-08	Sheldon Souray (D)	24:20
2008-09	Sheldon Souray (D)	24:50
2009-10	Ryan Whitney (D)	25:22
2010-11	Ryan Whitney (D)	25:20
2011-12	Jeff Petry (D)	21:45
2012-13	Jeff Petry (D)	21:54
2013-14	Justin Schultz	23:20

HITS

SEASON	PLAYER	NO.
1997-98	Boris Mironov (D)	193
1998-99	Mike Grier	188
1999-00	Jason Smith (D)	260
2000-01	Jason Smith (D)	254
2001-02	Jason Smith (D)	220
2002-03	Not Recorded	
2003-04	Not Recorded	
2004-05	No Season - NHL Lockout	
2005-06	Jason Smith (D)	151
2006-07	Jason Smith (D)	151



2007-08	Jarret Stoll	122
2008-09	Ethan Moreau	126
2009-10	J-F Jacques	158
2010-11	Theo Peckham (D)	196
2011-12	Ladislav Smid (D)	186
2012-13	Ladislav Smid (D)	151
2013-14	Jeff Petry	181

BLOCKED SHOTS

SEASON	PLAYER	NO.
1997-98	Not Recorded	
1998-99	Not Recorded	
1999-00	Jason Smith (D)	167
2000-01	Jason Smith (D)	210
2001-02	Jason Smith (D)	261
2002-03	Not Recorded	
2003-04	Not Recorded	
2004-05	No Season - NHL Lockout	
2005-06	Jason Smith (D)	176
2006-07	Jason Smith (D)	228
2007-08	Steve Staios (D)	187
2008-09	Steve Staios (D)	157
2009-10	Tom Gilbert (D)	165
2010-11	Tom Gilbert (D)	172
2011-12	Ladislav Smid (D)	184
2012-13	Ladislav Smid (D)	119
2013-14	Jeff Petry	132

TAKEAWAYS

SEASON	PLAYER	NO.
1997-98	Todd Marchant	93
1998-99	Janne Niinimaa	53
1999-00	Todd Marchant, Ryan Smyth	58
2000-01	Todd Marchant	68
2001-02	Todd Marchant	83
2002-03	Not Recorded	
2003-04	Not Recorded	
2004-05	No Season - NHL Lockout	
2005-06	Ryan Smyth	64
2006-07	Shawn Horcoff	75
2007-08	Marty Reasoner	45
2008-09	Shawn Horcoff	53
2009-10	Dustin Penner	51
2010-11	Jordan Eberle	56
2011-12	Ryan Smyth	54
2012-13	Jeff Petry	32
2013-14	Taylor Hall	76

GIVEAWAYS

SEASON	PLAYER	NO.
1997-98	Janne Niinimaa (D)	89
1998-99	Janne Niinimaa (D)	128
1999-00	Janne Niinimaa (D)	98
2000-01	Janne Niinimaa (D)	107
2001-02	Mike Comrie	118
2002-03	Not Recorded	
2003-04	Not Recorded	
2004-05	No Season - NHL Lockout	
2005-06	Ales Hemsley	123
2006-07	Jason Smith (D)	109
2007-08	Steve Staios (D)	84
2008-09	Sheldon Souray (D)	92
2009-10	Tom Gilbert (D)	76
2010-11	Tom Gilbert (D)	87
2011-12	Jeff Petry (D)	89
2012-13	Jeff Petry (D)	46
2013-14	Taylor Hall	100

FACE-OFF WINNING PERCENTAGE

(Minimum 410 Face-Offs)
(Minimum 205 Face-Offs 48 Game Season)*

SEASON	PLAYER	PCT. (FOW-TFO)
1997-98	Todd Marchant	50.00
1998-99	Todd Marchant	50.03
1999-00	Jim Dowd	54.03 (389-720)
2000-01	Todd Marchant	53.84 (834-1549)
2001-02	Marty Reasoner	55.53 (261-470)
2002-03	Todd Marchant	58.01 (775-1336)
2003-04	Adam Oates	57.23 (487-851)
2004-05	No Season - NHL Lockout	
2005-06	Jarret Stoll	56.75 (765-1348)
2006-07	Jarret Stoll	55.60 (501-901)
2007-08	Jarret Stoll	55.09 (677-1229)
2008-09	Shawn Horcoff	53.92 (937-1756)
2009-10	Dustin Penner	47.7 (201-421)
2010-11	Shawn Horcoff	48.3 (393-420)
2011-12	Eric Belanger	55.3 (557-1007)
2012-13	Eric Belanger	53.7 (203-378)*
2013-14	Boyd Gordon	56.5 (843-1492)

FACE-OFFS WON

SEASON	PLAYER	NO.
1997-98	Not Recorded	
1998-99	Not Recorded	
1999-00	Todd Marchant	843
2000-01	Todd Marchant	834
2001-02	Todd Marchant	798
2002-03	Todd Marchant	775
2003-04	Shawn Horcoff	698
2004-05	No Season - NHL Lockout	
2005-06	Jarret Stoll	765
2006-07	Shawn Horcoff	720
2007-08	Jarret Stoll	677
2008-09	Shawn Horcoff	947
2009-10	Shawn Horcoff	621
2010-11	Andrew Cogliano	461
2011-12	Shawn Horcoff	728
2012-13	Sam Gagner	325*
2013-14	Boyd Gordon	843

FACE-OFFS LOST

SEASON	PLAYER	NO.
1997-98	Not Recorded	
1998-99	Not Recorded	
1999-00	Doug Weight	788
2000-01	Doug Weight	737
2001-02	Todd Marchant	725
2002-03	Mike Comrie	566
2003-04	Shawn Horcoff	680
2004-05	No Season - NHL Lockout	
2005-06	Shawn Horcoff	672
2006-07	Shawn Horcoff	702
2007-08	Jarret Stoll	552
2008-09	Shawn Horcoff	809
2009-10	Shawn Horcoff	716
2010-11	Andrew Cogliano	647
2011-12	Shawn Horcoff	747
2012-13	Sam Gagner	416*
2013-14	Ryan Nugent-Hopkins	737



EDMONTON OILERS ROOKIE RECORDS (1979-80 TO 2013-14)

TOP 30 ROOKIE SCORERS

PLAYER	GP	G	A	PTS	PIM	SEASON
1. Jari Kurri	75	32	43	75	40	1980-81
2. Jason Arnott	78	33	35	68	104	1993-94
3. Dave Lumley	80	20	38	58	138	1979-80
4. Glenn Anderson	58	30	23	53	24	1980-81
5. Ryan Nugent-Hopkins	62	18	34	52	16	2011-12
6. Sam Gagner	79	13	36	49	23	2007-08
7. Andrew Cogliano	82	18	27	45	20	2007-08
8. Jordan Eberle	69	18	25	43	22	2010-11
9. Taylor Hall	65	22	20	42	27	2010-11
10. Raimo Summanen	73	19	18	37	16	1985-86
11. Miroslav Satan	62	18	17	35	22	1995-96
12. Magnus Paajarvi	80	15	19	34	16	2010-11
13. Jaroslav Pouzar	74	15	18	33	57	1982-83
Tom Gilbert	82	13	20	33	20	2007-08
15. Mike Grier	79	15	17	32	45	1996-97
Paul Coffey	74	9	23	32	130	1980-81
17. Nail Yakupov	48	17	14	31	24	2012-13
Rem Murray	82	11	20	31	16	1996-97
19. David Oliver	44	16	14	30	20	1994-95
Ales Hemesky	59	6	24	30	14	2002-03
21. Josef Beranek	58	12	16	28	18	1991-92
Randy Gregg	80	6	22	28	54	1982-83
23. Todd Marchant	45	13	14	27	32	1994-95
Dean McAmmond	45	6	21	27	16	1993-94
Linus Omark	51	5	22	27	26	2010-11
26. Marc-Andre Bergeron	54	9	17	26	26	2003-04
27. Martin Gelinac	46	17	8	25	30	1989-90
Mats Lindgren	69	11	14	25	12	1996-97
29. Steve Smith	55	4	20	24	166	1985-86
30. Jason Chimera	66	14	9	23	36	2002-03
Scott Fraser	29	12	11	23	6	1997-98

EDMONTON OILERS ROOKIE LEADERS

Games Played	Player	Games	Season
82	Rem Murray	82	1996-97
82	Andrew Cogliano	82	2007-08
82	Tom Gilbert	82	2007-08
33	Jason Arnott	33	1993-94
43	Jari Kurri	43	1980-81
75	Jari Kurri	75	1980-81
13	Tom Gilbert	13	2007-08
23	Paul Coffey	23	1980-81
33	Tom Gilbert	33	2007-08
234	Kelly Buchberger	234	1988-89
10	Glenn Anderson	10	1980-81
10	Jason Arnott	10	1993-94
10	David Oliver	10	1994-95
3	Glenn Anderson	3	1980-81
3	Mats Lindgren	3	1996-97
6	Dave Lumley	6	1979-80
2	Glenn Anderson	2	1980-81
2	Jari Kurri	2	1980-81
2	Martin Gelinac	2	1989-90
4	Sam Gagner	4	2007-08
3	Jari Kurri	3	1980-81
+30	Steve Smith	+30	1985-86
202	Jari Kurri	202	1980-81
24.5	Brent Grieve	24.5	1993-94

ROOKIE GOALTENDERS

GOALTENDERS	SEASON	GP	MINS	GA	EN	GAA	SO	W-L-T	PCT.	SHA	SPCT.
Don Cutts	1979-80	6	269	16	1	3.57	0	1-2-1	.375	-	-
Bob Dupuis	1979-80	1	60	4	1	4.00	0	0-1-0	.000	-	-
Andy Moog	1980-81	7	313	20	0	3.83	0	3-3-0	.500	-	-
Grant Fuhr	1981-82	48	2847	157	2	3.31	0	28-5-14	.745	-	-
Andy Moog	1981-82	8	399	32	2	4.81	0	3-5-0	.375	-	-
Daryl Reaugh	1984-85	1	60	5	1	5.00	0	0-1-0	.000	35	.853
Mike Zanier	1984-85	3	185	12	0	3.89	0	1-1-1	.500	100	.880
Daryl Reaugh	1987-88	6	176	14	0	4.77	0	1-1-0	.500	114	.877
Randy Ebelby	1989-90	1	60	5	1	5.00	0	0-1-0	.000	30	.833
Mike Greenlay	1989-90	1	20	4	0	12.00	0	0-0-0	.000	17	.765
Fred Brathwaite	1993-94	19	982	58	0	3.54	0	3-10-3	.281	523	.889
Fred Brathwaite	1994-95	14	601	40	1	3.99	0	2-5-1	.313	292	.863
Joaquin Gage	1994-95	2	99	7	0	4.24	0	0-2-0	.000	40	.825
Joaquin Gage	1995-96	16	717	45	1	3.77	0	2-8-1	.227	350	.871
Steve Passmore	1998-99	6	362	17	1	2.82	0	1-4-1	.250	183	.907
Mike Minard	1999-00	1	60	3	0	3.00	0	1-0-0	1.000	36	.917
Jeff Conklin	2001-02	4	148	4	0	1.62	0	2-0-0	1.000	66	.93
Jeff Drouin-Deslauriers	2008-09	8	420	25	0	3.57	0	3-2-0	.375	225	.889
Devan Dubnyk	2009-10	19	1075	64	0	3.57	0	4-10-2	.211	579	.889

TOP ROOKIE SEASONS

GAMES PLAYED	Player	Games	Season
1. Rem Murray	82	1996-97	
Andrew Cogliano	82	2007-08	
Tom Gilbert	82	2007-08	
4. Dave Lumley	80	1979-80	
Randy Gregg	80	1982-83	
6. Mike Grier	79	1996-97	
Sam Gagner	79	2007-08	
8. Jason Arnott	78	1993-94	
9. Ladislav Smid	77	2006-07	
10. Jari Kurri	75	1980-81	
11. Paul Coffey	74	1980-81	
Jaroslav Pouzar	74	1982-83	
Geoff Smith	74	1989-90	
14. Raimo Summanen	73	1985-86	
Dan McGillis	73	1996-97	
Tom Poti	73	1998-99	
3. Glenn Anderson	30	1980-81	
4. Dave Lumley	20	1979-80	
5. Raimo Summanen	19	1985-86	
6. Miroslav Satan	18	1995-96	
Andrew Cogliano	18	2007-08	
Ryan Nugent-Hopkins	18	2011-12	
9. Martin Gelinac	17	1989-90	
Nail Yakupov	17	2012-13	
11. Dean McAmmond	21	1993-94	
12. Steve Smith	20	1985-86	
Rem Murray	20	1996-97	
Tom Gilbert	20	2007-08	

PENALTY MINUTES

1. Kelly Buchberger	234	1988-89
2. Sean Brown	188	1998-99
3. Steve Smith	166	1985-86
4. Dave Lumley	138	1979-80
5. Paul Coffey	130	1980-81
6. Jeff Beukeboom	124	1986-87
Louie DeBrusk	124	1991-92
8. Zack Stortini	105	2006-07
9. Jason Arnott	104	1993-94
10. Brad Winchester	86	2006-07
11. Kelly Buchberger	81	1987-88
12. Kirk Maltby	74	1993-94

GOALS

1. Jason Arnott	33	1993-94
2. Jari Kurri	32	1980-81

ASSISTS

1. Jari Kurri	43	1980-81
2. Dave Lumley	38	1979-80
3. Sam Gagner	36	2007-08
4. Jason Arnott	35	1993-94
5. Ryan Nugent-Hopkins	34	2011-12
6. Andrew Cogliano	27	2007-08
7. Ales Hemesky	24	2002-03
8. Glenn Anderson	23	1980-81
Paul Coffey	23	1980-81
10. Randy Gregg	22	1982-83



EDMONTON OILERS MULTIPLE POINT GAMES

ALL-TIME LEADERS	GOALS					ASSISTS							POINTS								TOT	GAMES
	3	4	5	2	3	4	5	6	7	2	3	4	5	6	7	8						
Gretzky, W.	30	9	4	181	93	39	8	1	3	171	143	79	57	14	6	2	472	696				
Messier, M.	57	10	3	118	35	5	0	1	0	185	88	24	2	1	0	0	300	851				
Kurri, J.	84	18	1	84	28	9	1	0	0	160	91	31	10	4	0	0	296	754				
Anderson, G.	55	17	3	87	11	3	0	0	0	147	68	19	4	2	0	0	240	845				
Coffey, P.	36	3	1	82	27	3	1	1	0	97	63	4	8	1	0	1	174	532				
Weight, D.	19	1	0	67	15	3	0	0	0	116	27	7	1	0	0	0	151	588				
Smyth, R.	36	5	0	39	9	0	0	0	0	104	33	5	0	0	0	0	137	924				
Tikkanen, E.	25	5	0	42	9	1	0	0	0	66	32	5	2	0	0	0	105	522				
Hemsky, A.	7	1	0	48	10	1	0	0	0	75	12	6	1	0	0	0	94	512				
Simpson, S.	27	2	0	23	5	0	0	0	0	68	20	4	0	0	0	0	92	419				
Horcoff, S.	8	1	0	41	3	1	0	0	0	62	23	5	0	0	0	0	82	718				
Huddy, C.	3	0	0	43	6	1	0	0	0	55	13	2	0	0	0	0	70	694				
Marchant, T.	13	0	0	22	1	0	0	0	0	53	8	2	0	0	0	0	63	678				
Eberle, J.	12	0	0	19	2	0	0	0	0	40	9	2	0	0	0	0	59	275				
Krushelnyski, M.	9	1	0	15	2	1	0	0	0	43	10	3	0	0	0	0	56	290				
Gagner, S.	8	1	1	28	0	1	0	0	0	44	8	1	0	0	0	1	54	418				
Lowe, K.	1	0	0	28	5	0	1	0	0	45	7	0	0	1	0	0	53	1037				
Arnott, J.	16	2	0	18	3	0	0	0	0	38	11	2	1	0	0	0	52	286				
Linseman, K.	4	1	0	17	6	0	0	0	0	42	7	2	0	0	0	0	51	202				
Hunter, D.	5	0	0	26	2	0	0	0	0	43	7	1	0	0	0	0	51	653				
MacTavish, C.	11	2	0	6	4	0	0	0	0	39	9	3	0	0	0	0	51	701				
Klima, P.	16	3	0	15	0	0	0	0	0	36	11	1	1	0	0	0	49	274				
Taylor, H.	4	4	0	10	3	1	0	0	0	31	13	3	1	0	0	0	48	246				
Smith, S.	2	0	0	26	4	2	0	0	0	35	8	3	0	0	0	0	46	385				
Lumely, D.	7	2	0	16	4	1	0	0	0	35	5	3	2	1	0	0	46	386				
Callighan, B.	9	0	0	17	3	0	0	0	0	31	12	0	0	0	0	0	43	160				
Ciger, Z.	6	0	0	18	1	1	0	0	0	33	7	1	0	0	0	0	41	204				
Siltanen, R.	3	1	0	20	5	1	0	0	0	29	11	1	0	0	0	0	41	206				
Carter, A.	13	0	0	11	0	0	0	0	0	33	8	0	0	0	0	0	41	211				
Guerin, B.	16	0	0	10	2	0	0	0	0	36	4	1	0	0	0	0	41	211				
Murphy, J.	7	1	0	16	1	0	0	0	0	32	6	3	0	0	0	0	41	222				
MacDonald, B.	8	4	0	10	3	0	0	0	0	24	6	6	0	0	0	0	36	131				
McAmmond, D.	5	0	0	16	1	0	0	0	0	30	6	0	0	0	0	0	36	303				
Corson, S.	5	1	0	17	2	0	0	0	0	29	5	1	0	0	0	0	35	192				

TEAM TOTALS SEASON	GOALS					ASSISTS							POINTS								TOT
	2	3	4	5	2	3	4	5	6	7	2	3	4	5	6	7	8				
1979-80	37	7	0	0	76	13	3	0	0	1	123	37	13	2	2	1	0	178			
1980-81	30	10	1	1	60	21	6	0	0	0	129	47	16	5	1	1	0	199			
1981-82	51	10	3	1	110	32	5	0	0	0	171	65	21	13	2	1	0	273			
1982-83	56	9	1	0	105	23	5	2	0	0	181	58	20	6	3	0	0	278			
1983-84	52	14	5	2	109	34	2	3	1	0	162	82	20	14	3	1	2	284			
1984-85	58	16	1	1	108	24	11	0	0	0	170	60	25	12	5	0	0	272			
1985-86	60	13	1	0	98	28	13	3	2	2	150	80	27	11	7	2	1	278			
1986-87	50	6	1	0	80	26	4	1	0	0	141	66	16	10	0	0	0	233			
1987-88	40	8	1	1	96	20	8	2	0	0	146	55	21	8	1	0	0	231			
1988-89	46	5	2	0	78	23	6	0	0	0	131	40	21	5	1	0	0	198			
1989-90	36	6	1	0	74	11	4	0	0	0	139	44	9	2	0	0	0	194			
1990-91	28	5	0	0	61	12	2	0	0	0	107	38	7	1	0	0	0	153			
1991-92	27	1	1	0	60	8	0	0	0	0	129	25	5	1	0	0	0	160			
1992-93	22	1	0	0	40	6	0	0	0	0	103	11	1	0	0	0	0	115			
1993-94	25	2	0	0	58	8	1	0	0	0	106	27	5	0	0	0	0	138			
1994-95	12	2	0	0	34	2	2	0	0	0	60	10	1	0	0	0	0	71			
1995-96	21	2	0	0	54	10	0	0	0	0	99	26	3	1	0	0	0	129			
1996-97	23	4	0	0	39	6	0	0	0	0	87	20	4	0	0	0	0	111			
1997-98	15	0	0	0	38	3	1	0	0	0	89	12	2	0	0	0	0	103			
1998-99	25	2	0	0	37	3	1	0	0	0	82	15	2	0	0	0	0	99			
1999-00	16	4	1	0	45	6	0	0	0	0	91	15	3	1	0	0	0	110			
2000-01	20	2	0	0	34	5	2	0	0	0	95	16	2	1	0	0	0	114			
2001-02	17	0	0	0	40	5	0	0	0	0	79	12	2	0	0	0	0	93			
2002-03	20	1	0	0	40	3	0	0	0	0	93	17	2	0	0	0	0	112			
2003-04	15	0	0	0	38	2	0	0	0	0	98	11	0	0	0	0	0	109			
2005-06	22	2	0	0	64	6	2	0	0	0	111	20	5	0	0	0	0	136			
2006-07	17	1	0	0	38	6	0	0	0	0	74	11	5	0	0	0	0	90			
2007-08	16	0	0	0	44	5	0	0	0	0	97	12	1	0	0	0	0	110			
2008-09	10	3	0	0	50	9	0	0	0	0	98	15	4	0	0	0	0	117			
2009-10	14	0	0	0	34	4	1	0	0	0	85	9	3	2	0	0	0	99			
2010-11	7	1	0	0	39	2	1	0	0	0	83	9	1	0	0	0	0	93			
2011-12	14	4	1	0	38	6	1	1	0	0	77	15	5	1	0	0	1	99			
2012-13	9	2	0	0	33	3	1	0	0	0	49	11	2	1	0	0	0	63			
2013-14	14	2	0	0	30	16	0	0	0	0	79	23	3	0	0	0	0	104			

ALL-TIME 918 144 20 6 1943 389 81 12 3 3 3631 1014 276 97 25 6 4 5146

NOTE: Each column represents only the number of games in which the exact number of goals, assists or points were scored. For example, the two-goal column only indicates the number of games in which the player scored exactly two goals and does not include his three-or-more goal games.



EDMONTON OILERS 20 GOAL SEASONS BY PLAYER (1979-80 TO 2013-14)

PLAYER	GOALS								TOT
	20	30	40	50	60	70	80	90	
Glenn Anderson	1	5	2	2	-	-	-	-	10
Jari Kurri	-	3	3	2	1	1	-	-	10
Mark Messier	2	5	2	1	-	-	-	-	10
Wayne Gretzky	-	-	1	3	1	2	1	1	9
Ryan Smyth	4	4	-	-	-	-	-	-	8
Craig Simpson	3	2	1	-	-	-	-	-	6
Doug Weight	6	-	-	-	-	-	-	-	6
Paul Coffey	2	1	2	-	-	-	-	-	5
Esa Tikkanen	2	3	-	-	-	-	-	-	5
Petr Klima	2	1	1	-	-	-	-	-	4
Craig MacTavish	4	-	-	-	-	-	-	-	4
Pat Hughes	3	-	-	-	-	-	-	-	3
Taylor Hall	3	-	-	-	-	-	-	-	3
Jason Arnott	1	1	-	-	-	-	-	-	2
Brett Callighen	2	-	-	-	-	-	-	-	2
Anson Carter	2	-	-	-	-	-	-	-	2
Zdeno Ciger	1	1	-	-	-	-	-	-	2
Mike Comrie	1	1	-	-	-	-	-	-	2
Mike Grier	2	-	-	-	-	-	-	-	2
Bill Guerin	1	1	-	-	-	-	-	-	2
Matti Hagman	2	-	-	-	-	-	-	-	2
Ales Hemsky	2	-	-	-	-	-	-	-	2
Shawn Horcoff	2	-	-	-	-	-	-	-	2
Mike Krushelnyski	1	-	1	-	-	-	-	-	2
Dave Lumley	1	1	-	-	-	-	-	-	2
Joe Murphy	1	1	-	-	-	-	-	-	2
Dustin Penner	1	1	-	-	-	-	-	-	2
Raffi Torres	2	-	-	-	-	-	-	-	2
Jordan Eberle	1	1	-	-	-	-	-	-	2
Kelly Buchberger	1	-	-	-	-	-	-	-	1
Jimmy Carson	-	-	1	-	-	-	-	-	1
Shayne Corson	1	-	-	-	-	-	-	-	1
Mariusz Czerkawski	1	-	-	-	-	-	-	-	1
Vincent Damphousse	-	1	-	-	-	-	-	-	1
Martin Gelinias	1	-	-	-	-	-	-	-	1
Charlie Huddy	1	-	-	-	-	-	-	-	1
Dave Hunter	1	-	-	-	-	-	-	-	1
Andrei Kovalenko	-	1	-	-	-	-	-	-	1
Willy Lindstrom	1	-	-	-	-	-	-	-	1
Ken Linseman	-	1	-	-	-	-	-	-	1
Blair MacDonald	-	-	1	-	-	-	-	-	1
David Perron	1	-	-	-	-	-	-	-	1
Todd Marchant	1	-	-	-	-	-	-	-	1
Scott Mellanby	1	-	-	-	-	-	-	-	1
Ethan Moreau	1	-	-	-	-	-	-	-	1
Rem Murray	1	-	-	-	-	-	-	-	1
Mark Napier	1	-	-	-	-	-	-	-	1
Bernie Nicholls	1	-	-	-	-	-	-	-	1
David Oliver	1	-	-	-	-	-	-	-	1
Alex Selivanov	1	-	-	-	-	-	-	-	1
TOTALS (50 Players)	77	36	15	8	2	3	1	1	142



EDMONTON OILERS 20 GOAL SEASONS BY SEASON (1979-80 TO 2013-14)

PLAYER	GOALS									TOT
	20	30	40	50	60	70	80	90		
1979-80	2	1	1	1	-	-	-	-	5	
1980-81	3	2	-	1	-	-	-	-	6	
1981-82	3	3	-	1	-	-	-	1	8	
1982-83	3	1	3	-	-	1	-	-	8	
1983-84	3	1	1	2	-	-	1	-	8	
1984-85	1	1	2	-	-	2	-	-	6	
1985-86	2	1	1	2	1	-	-	-	7	
1986-87	1	3	-	1	1	-	-	-	6	
1987-88	2	2	3	-	-	-	-	-	7	
1988-89	1	3	2	-	-	-	-	-	6	
1989-90	3	3	1	-	-	-	-	-	7	
1990-91	4	1	1	-	-	-	-	-	6	
1991-92	6	2	-	-	-	-	-	-	8	
1992-93	1	1	-	-	-	-	-	-	2	
1993-94	3	1	-	-	-	-	-	-	4	
1994-95	-	-	-	-	-	-	-	-	0	
1995-96	3	1	-	-	-	-	-	-	4	
1996-97	2	2	-	-	-	-	-	-	4	
1997-98	2	-	-	-	-	-	-	-	2	
1998-99	2	1	-	-	-	-	-	-	3	
1999-00	4	-	-	-	-	-	-	-	4	
2000-01	2	1	-	-	-	-	-	-	3	
2001-02	1	1	-	-	-	-	-	-	2	
2002-03	5	-	-	-	-	-	-	-	5	
2003-04	3	-	-	-	-	-	-	-	3	
2004-05	NO SEASON – NHL LOCKOUT									
2005-06	3	1	-	-	-	-	-	-	4	
2006-07	1	1	-	-	-	-	-	-	2	
2007-08	3	-	-	-	-	-	-	-	3	
2008-09	2	-	-	-	-	-	-	-	2	
2009-10	-	1	-	-	-	-	-	-	1	
2010-11	1	-	-	-	-	-	-	-	1	
2011-12	1	1	-	-	-	-	-	-	2	
2012-13	-	-	-	-	-	-	-	-	-	
2013-14	3	-	-	-	-	-	-	-	3	
TOTALS (34 Seasons)	76	36	15	8	2	3	1	1	142	



EDMONTON OILERS 20 GOAL SEASONS

92 GOALS (1) (Oilers/NHL Record)

Wayne Gretzky# 1981-82

87 GOALS (1)

Wayne Gretzky# 1983-84

73 GOALS (1)

Wayne Gretzky# 1984-85

71 GOALS (2)

Wayne Gretzky# 1982-83

Jari Kurri 1984-85

68 GOALS (1)

Jari Kurri# 1985-86

62 GOALS (1)

Wayne Gretzky# 1986-87

55 GOALS (1)

Wayne Gretzky 1980-81

54 GOALS (3)

Glenn Anderson 1983-84

Glenn Anderson 1985-86

Jari Kurri 1986-87

52 GOALS (2)

Jari Kurri 1983-84

Wayne Gretzky 1985-86

51 GOALS (1)

Wayne Gretzky 1979-80

50 GOALS (1)

Mark Messier 1981-82

49 GOALS (1)

Jimmy Carson 1988-89

48 GOALS (3)

Glenn Anderson 1982-83

Mark Messier 1982-83

Paul Coffey (D) 1985-86

46 GOALS (1)

Blair MacDonald 1979-80

45 GOALS (2)

Jari Kurri 1982-83

Mark Messier 1989-90

44 GOALS (1)

Jari Kurri 1988-89

43 GOALS (3)

Mike Krushelnyski 1984-85

Jari Kurri 1987-88

Craig Simpson 1987-88

42 GOALS (1)

Glenn Anderson 1984-85

40 GOALS (3)

Paul Coffey (D) 1983-84

Wayne Gretzky 1987-88

Petr Klima 1990-91

39 GOALS (1)

Ryan Smyth 1996-97

38 GOALS (3)

Glenn Anderson 1981-82

Glenn Anderson 1987-88

Vincent Damphousse 1991-92

37 GOALS (4)

Mark Messier 1983-84

Paul Coffey (D) 1984-85

Mark Messier 1986-87

Mark Messier 1987-88

36 GOALS (1)

Ryan Smyth 2005-06

35 GOALS (4)

Mark Messier 1985-86

Glenn Anderson 1986-87

Craig Simpson 1988-89

Joe Murphy 1991-92

34 GOALS (3)

Esa Tikkanen 1986-87

Glenn Anderson 1989-90

Jordan Eberle 2011-12

33 GOALS (6)

Stan Weir 1979-80

Ken Linseman 1982-83

Mark Messier 1988-89

Jari Kurri 1989-90

Jason Arnett (R) 1993-94

Mike Comrie 2001-02

32 GOALS (6)

Jari Kurri (R) 1980-81

Jari Kurri 1981-82

Dave Lumley 1981-82

Petr Klima 1992-93

Andrei Kovalenko 1996-97

Dustin Penner 2009-10

31 GOALS (4)

Esa Tikkanen 1988-89

Zdeno Ciger 1995-96

Ryan Smyth 2000-01

Ryan Smyth 2006-07

30 GOALS (4)

Glenn Anderson (R) 1980-81

Esa Tikkanen 1989-90

Craig Simpson 1990-91

Bill Guerin 1998-99

**29 GOALS (3)**

Paul Coffey (D)	1981-82
Paul Coffey (D)	1982-83
Craig Simpson	1989-90

28 GOALS (3)

Jason Arnott	1995-96
Ryan Smyth	1999-00
Anson Carter	2001-02
Jordan Eberle	2013-14
David Perron	2013-14

27 GOALS (7)

Pat Hughes	1983-84
Joe Murphy	1990-91
Esa Tikkanen	1990-91
Alex Selivanov	1999-00
Ryan Smyth	2002-03
Raffi Torres	2005-06
Taylor Hall	2011-12
Taylor Hall	2013-14

26 GOALS (2)

Mariusz Czerkawski	1996-97
Doug Weight	1997-98

25 GOALS (7)

Brett Callighen	1980-81
Pat Hughes	1982-83
Petr Klima	1989-90
Shayne Corson	1993-94
Doug Weight	1995-96
Doug Weight	2000-01
Anson Carter	2002-03

24 GOALS (7)

Pat Hughes	1981-82
Mark Napier	1985-86
Glenn Anderson	1990-91
Craig Simpson	1991-92
Craig Simpson	1992-93
Doug Weight	1993-94
Bill Guerin	1999-00

23 GOALS (10)

Brett Callighen	1979-80
Mark Messier	1980-81
Mark Messier	1984-85
Craig MacTavish	1985-86
Esa Tikkanen	1987-88
Scott Mellanby	1991-92
Ryan Smyth	2003-04
Dustin Penner	2007-08
Ales Hemsky	2008-09
Sheldon Souray (D)	2008-09

22 GOALS (8)

Dave Hunter	1983-84
Willy Lindstrom	1983-84
Zdeno Ciger	1993-94
Mike York	2002-03
Shawn Horcoff	2005-06
Jarret Stoll	2005-06
Petr Sykora	2006-07
Taylor Hall (R)	2010-11

21 GOALS (8)

Matti Hagman	1981-82
Craig MacTavish	1988-89
Craig MacTavish	1989-90
Petr Klima	1991-92
Doug Weight	1996-97
Rem Murray	1998-99
Doug Weight	1999-00
Shawn Horcoff	2007-08

20 GOALS (18)

Dave Lumley (R)	1979-80
Matti Hagman	1980-81
Charlie Huddy (D)	1982-83
Craig MacTavish	1986-87
Mike Krushelnyski	1987-88
Martin Gelinias	1990-91
Kelly Buchberger	1991-92
Bernie Nicholls	1991-92
Anatoli Semenov	1991-92
David Oliver	1995-96
Ryan Smyth	1997-98
Mike Grier	1998-99
Mike Grier	2000-01
Mike Comrie	2002-03
Todd Marchant	2002-03
Ethan Moreau	2003-04
Raffi Torres	2003-04
Ales Hemsky	2007-08

(D) - Defenceman

(R) - Rookie

- NHL Leader



EDMONTON OILERS THREE-OR-MORE GOAL GAMES (1979-80 TO 2013-14)

PLAYER	REGULAR SEASON			TOTAL	PLAYOFFS			TOTAL	OVERALL			TOTAL
	3	4	5		3	4	5		3	4	5	
Wayne Gretzky	30	9	4	43	5	2	7	35	11	4	50	
Jari Kurri	18	1	1	20	5	2	7	23	3	1	27	
Glenn Anderson	17	3	0	20	1	1	2	18	4	0	22	
Mark Messier	10	3	0	13	2	1	3	12	4	0	18	
Esa Tikkanen	5	0	0	5	3	0	3	8	0	0	8	
Ryan Smyth	5	0	0	5	0	0	0	5	0	0	5	
Paul Coffey	3	1	0	4	0	0	0	3	1	0	4	
Petr Klima	3	0	0	3	1	0	1	4	0	0	4	
Blair MacDonald	4	0	0	4	0	0	0	4	0	0	4	
Taylor Hall	4	0	0	4	0	0	0	4	0	0	4	
Alex Selivanov	2	1	0	3	0	0	0	2	1	0	3	
Jason Arnott	2	0	0	2	0	0	0	2	0	0	2	
Mariusz Czerkawski	2	0	0	2	0	0	0	2	0	0	2	
Sam Gagner	1	1	0	2	0	0	0	1	1	0	2	
Dave Lumley	2	0	0	2	0	0	0	2	0	0	2	
Craig MacTavish	2	0	0	2	0	0	0	2	0	0	2	
Joe Murphy	1	0	0	1	1	0	1	2	0	0	2	
Craig Simpson	2	0	0	2	0	0	0	2	0	0	2	
Doug Weight	1	0	0	1	1	0	1	2	0	0	2	
David Perron	1	0	0	1	0	0	0	1	0	0	1	
Don Ashby	1	0	0	1	0	0	0	1	0	0	1	
Marc-Andre Bergeron	1	0	0	1	0	0	0	1	0	0	1	
Kelly Buchberger	1	0	0	1	0	0	0	1	0	0	1	
Jimmy Carson	1	0	0	1	0	0	0	1	0	0	1	
Erik Cole	1	0	0	1	0	0	0	1	0	0	1	
Shayne Corson	1	0	0	1	0	0	0	1	0	0	1	
Geoff Courtnall	1	0	0	1	0	0	0	1	0	0	1	
Vincent Damphousse	0	1	0	1	0	0	0	0	1	0	1	
Boyd Devereaux	1	0	0	1	0	0	0	1	0	0	1	
Martin Gelinac	1	0	0	1	0	0	0	1	0	0	1	
Adam Graves	1	0	0	1	0	0	0	1	0	0	1	
Mike Grier	1	0	0	1	0	0	0	1	0	0	1	
Brent Grieve	1	0	0	1	0	0	0	1	0	0	1	
Dave Hannan	1	0	0	1	0	0	0	1	0	0	1	
Ales Hemsky	1	0	0	1	0	0	0	1	0	0	1	
Shawn Horcoff	1	0	0	1	0	0	0	1	0	0	1	
Pat Hughes	0	0	1	1	0	0	0	0	0	1	1	
Ryan Jones	1	0	0	1	0	0	0	1	0	0	1	
Mike Krushelnyski	1	0	0	1	0	0	0	1	0	0	1	
Normand Lacombe	1	0	0	1	0	0	0	1	0	0	1	
Georges Laraque	1	0	0	1	0	0	0	1	0	0	1	
Willy Lindstrom	1	0	0	1	0	0	0	1	0	0	1	
Ken Linseman	1	0	0	1	0	0	0	1	0	0	1	
Ethan Moreau	1	0	0	1	0	0	0	1	0	0	1	
Rem Murray	1	0	0	1	0	0	0	1	0	0	1	
Ryan Nugent-Hopkins	1	0	0	1	0	0	0	1	0	0	1	
David Oliver	1	0	0	1	0	0	0	1	0	0	1	
Fernando Pisani	1	0	0	1	0	0	0	1	0	0	1	
Dave Semenko	1	0	0	1	0	0	0	1	0	0	1	
Gord Sherven	1	0	0	1	0	0	0	1	0	0	1	
Risto Siltanen	1	0	0	1	0	0	0	1	0	0	1	
Bill Guerin	0	0	0	0	1	0	1	1	0	0	1	
Nail Yakupov	1	0	0	1	0	0	0	1	0	0	1	
TOTALS	145	20	6	171	20	6	26	165	26	6	197	

ACTIVE OILERS THREE-OR-MORE GOAL GAMES

REGULAR SEASON

PLAYER	DATE	OPPONENT	GOALTENDER(S)
Taylor Hall	December 5, 2013	vs. Colorado	Semyon Varlamov
David Perron	January 27, 2014	at Vancouver	Roberto Luongo
Nail Yakupov	April 27, 2013	vs. Vancouver	Roberto Luongo
Taylor Hall	March 30, 2013	vs. Vancouver	Corey Schneider, Roberto Luongo
Taylor Hall	November 19, 2011	vs. Chicago	Ray Emery
Ryan Nugent-Hopkins	October 15, 2011	vs. Vancouver	Roberto Luongo



EDMONTON OILERS ALL-TIME THREE-OR-MORE GOAL GAMES (1979-80 TO 2013-14)

TOTAL: 167 (141 3-Goal Games, 20 4-Goal Games, 6 5-Goal Games)

NOTE: In the NO column, the first number indicates the number of hat tricks scored in that season and the second number indicates the player's career total.

	PLAYER	NO	GOALS	DATE	OPPONENT	GOALTENDER(S)
1979-80 (7; 7 3-Goal Games)						
1.	Blair MacDonald	1-1	3	October 19, 1979	vs Quebec	Michel Dion
2.	Blair MacDonald	2-2	3	January 19, 1980	at Pittsburgh	Greg Millen
3.	Blair MacDonald	3-3	3	January 26, 1980	vs Toronto	Paul Harrison (2), Vincent Tremblay (1)
4.	Wayne Gretzky	1-1	3	February 1, 1980	vs Winnipeg	Pierre Hamel (2), Markus Mattsson (1)
5.	Blair MacDonald	4-4	3	February 15, 1980	vs Washington	Wayne Stephenson
6.	Wayne Gretzky	2-2	3	March 21, 1980	vs Pittsburgh	Greg Millen
7.	Don Ashby	1-1	3	March 29, 1980	at Toronto	Mike Palmateer
1980-81 (12; 10 3-Goal Games, 1 4-Goal Game, 1 5-Goal Game)						
8.	Dave Semenko	1-1	3	October 19, 1980	at NY Rangers	Wayne Thomas (2), ENG (1)
9.	Jari Kurri	1-1	3	November 26, 1980	vs Chicago	Tony Esposito
10.	Wayne Gretzky	1-3	3	December 23, 1980	at Los Angeles	Doug Keans
11.	Jari Kurri	2-2	3	January 11, 1981	at Quebec	Ron Graham
12.	Jari Kurri	3-3	3	January 28, 1981	vs Montreal	Richard Sevigny
13.	Wayne Gretzky	2-4	3	February 6, 1981	vs Winnipeg	Pierre Hamel
14.	Wayne Gretzky	3-5	5	February 18, 1981	vs St. Louis	Mike Liut (3), Ed Staniowski (2)
15.	Glenn Anderson	1-1	3	February 21, 1981	at Winnipeg	Markus Mattsson
16.	Wayne Gretzky	4-6	4	March 7, 1981	at Philadelphia	Rick St. Croix
17.	Mark Messier	1-1	3	March 16, 1981	vs Pittsburgh	Greg Millen
18.	Glenn Anderson	2-2	3	March 25, 1981	at Hartford	Mike Veisor (2), ENG (1)
19.	Risto Siltanen	1-1	3	April 4, 1981	vs Winnipeg	Markus Mattsson
1981-82 (14; 10 3-Goal Games, 3 4-Goal Games, 1 5-Goal Game)						
20.	Wayne Gretzky	1-7	4	October 31, 1981	vs Quebec	Dan Bouchard (1), Michel Plasse (3)
21.	Glenn Anderson	1-3	3	November 23, 1981	vs Detroit	Gilles Gilbert
22.	Wayne Gretzky	2-8	4	November 25, 1981	vs Los Angeles	Jim Rutherford
23.	Mark Messier	1-2	3	December 2, 1981	at Quebec	Dan Bouchard
24.	Wayne Gretzky	3-9	3	December 19, 1981	vs Minnesota	Gilles Meloche
25.	Dave Lumley	1-1	3	December 19, 1981	vs Minnesota	Gilles Meloche (2), ENG (1)
26.	Wayne Gretzky	4-10	4	December 27, 1981	vs Los Angeles	Mario Lessard
27.	Wayne Gretzky	5-11	5	December 30, 1981	vs Philadelphia	Pete Peeters (4), ENG (1)
28.	Wayne Gretzky	6-12	3	January 20, 1982	vs St. Louis	Gary Edwards
29.	Wayne Gretzky	7-13	3	January 31, 1982	vs Philadelphia	Rick St. Croix
30.	Mark Messier	2-3	3	February 17, 1982	vs Minnesota	Don Beaupre
31.	Wayne Gretzky	8-14	3	February 19, 1982	vs Hartford	Greg Millen
32.	Wayne Gretzky	9-15	3	February 24, 1982	at Buffalo	Don Edwards
33.	Wayne Gretzky	10-16	3	March 17, 1982	vs Pittsburgh	Michel Dion
1982-83 (10; 9 3-Goal Games, 1 4-Goal Game)						
34.	Wayne Gretzky	1-17	3	November 21, 1982	vs Quebec	Clint Malarchuk
35.	Paul Coffey	1-1	3	December 11, 1982	at Minnesota	Don Beaupre
36.	Jari Kurri	1-4	3	December 17, 1982	vs New Jersey	Glenn Resch (2), Shawn McKenzie (1)
37.	Mark Messier	1-4	4	December 19, 1982	vs Montreal	Richard Sevigny (3), ENG (1)
38.	Glenn Anderson	1-4	3	December 22, 1982	vs Minnesota	Don Beaupre
39.	Glenn Anderson	2-5	3	January 7, 1983	vs Pittsburgh	Denis Herron
40.	Mark Messier	2-5	3	January 19, 1983	vs Vancouver	Richard Brodeur
41.	Ken Linseman	1-1	3	February 19, 1983	at Pittsburgh	Denis Herron (2), Nick Ricci (1)
42.	Jari Kurri	2-5	3	March 5, 1983	at Toronto	Mike Palmateer
43.	Wayne Gretzky	2-18	3	March 8, 1983	at Hartford	Mike Veisor
1983-84 (21; 14 3-Goal Games, 5 4-Goal Games, 2 5-Goal Games)						
44.	Wayne Gretzky	1-19	4	November 6, 1983	at Winnipeg	Doug Soetaert (3), ENG (1)
45.	Wayne Gretzky	2-20	3	November 12, 1983	at Detroit	Greg Stefan
46.	Jari Kurri	1-6	5	November 19, 1983	vs New Jersey	Ron Low (2), Glenn Resch (3)
47.	Wayne Gretzky	3-21	3	November 19, 1983	vs New Jersey	Ron Low (2), Glenn Resch (1)



PLAYER	NO	GOALS	DATE	OPPONENT	GOALTENDER(S)
48. Willy Lindstrom	1-1	3	November 19, 1983	vs New Jersey	Ron Low
49. Glenn Anderson	1-6	3	December 3, 1983	vs Los Angeles	Gary Laskowski
50. Wayne Gretzky	4-22	3	December 14, 1983	at NY Rangers	Glen Hanlon
51. Wayne Gretzky	5-23	3	December 21, 1983	vs Winnipeg	Brian Hayward (2), ENG (1)
52. Wayne Gretzky	6-24	4	January 4, 1984	vs Minnesota	Don Beaupre (2), Gilles Meloche (2)
53. Jari Kurri	2-7	3	January 4, 1984	vs Minnesota	Don Beaupre (2), Gilles Meloche (1)
54. Wayne Gretzky	7-25	3	January 7, 1984	vs Hartford	Greg Millen (2), ENG (1)
55. Wayne Gretzky	8-26	3	January 18, 1984	vs Vancouver	Richard Brodeur
56. Pat Hughes	1-1	5	February 3, 1984	vs Calgary	Reggie Lemelin (3), Don Edwards (2)
57. Wayne Gretzky	9-27	4	February 21, 1984	at St. Louis	Mike Liut
58. Wayne Gretzky	10-28	4	February 22, 1984	at Pittsburgh	Roberto Romano
59. Mark Messier	1-6	3	February 25, 1984	vs Toronto	Allan Bester
60. Jari Kurri	3-8	3	March 7, 1984	vs Chicago	Murray Bannerman
61. Jari Kurri	4-9	3	March 11, 1984	vs Vancouver	John Garrett
62. Mark Messier	2-7	3	March 11, 1984	vs Vancouver	John Garrett
63. Glenn Anderson	2-7	3	March 17, 1984	vs Los Angeles	Markus Mattsson
64. Glenn Anderson	3-8	4	March 21, 1984	vs Hartford	Greg Millen (3), ENG (1)

1984-85 (18; 16 3-Goal Games, 1 4-Goal Game, 1 5-Goal Game)

65. Gord Sherven	1-1	3	October 14, 1984	vs Quebec	Richard Sevigny
66. Wayne Gretzky	1-29	3	October 18, 1984	at Minnesota	Don Beaupre
67. Jari Kurri	1-10	3	October 19, 1984	at Winnipeg	Brian Hayward
68. Glenn Anderson	1-9	3	November 2, 1984	vs Chicago	Murray Bannerman
69. Jari Kurri	2-11	3	November 9, 1984	at Washington	Pat Riggin
70. Wayne Gretzky	2-30	3	November 27, 1984	at Toronto	Ken Wregget
71. Jari Kurri	3-12	3	December 5, 1984	vs NY Islanders	Billy Smith
72. Wayne Gretzky	3-31	5	December 15, 1984	at St. Louis	Rick Wamsley (4), Mike Liut (1)
73. Paul Coffey	1-2	4	December 26, 1984	at Calgary	Reggie Lemelin
74. Wayne Gretzky	4-32	3	December 29, 1984	vs Detroit	Corrado Micallef
75. Wayne Gretzky	5-33	3	January 26, 1985	vs Pittsburgh	Denis Herron
76. Jari Kurri	4-13	3	January 29, 1985	at Calgary	Don Edwards
77. Mike Krushelnyski	1-1	3	February 2, 1985	vs NY Rangers	Glen Hanlon
78. Glenn Anderson	2-10	3	February 19, 1985	at Toronto	Ken Wregget (2), Tim Bernhardt (2)
79. Jari Kurri	5-14	3	February 19, 1985	at Toronto	Ken Wregget (2), Tim Bernhardt (1)
80. Glenn Anderson	3-11	3	March 20, 1985	vs Chicago	Warren Skorodenski
81. Paul Coffey	2-3	3	March 31, 1985	at Chicago	Warren Skorodenski
82. Wayne Gretzky	6-34	3	April 2, 1985	at Los Angeles	Bob Janecyk

1985-86 (14; 13 3-Goal Games, 1 4-Goal Game)

83. Glenn Anderson	1-12	3	October 28, 1985	at Calgary	Reggie Lemelin
84. Wayne Gretzky	1-35	3	November 3, 1985	vs Toronto	Tim Bernhardt
85. Dave Lumley	1-2	3	November 8, 1985	vs Vancouver	Frank Caprice
86. Craig MacTavish	1-1	3	December 1, 1985	vs Calgary	Reggie Lemelin
87. Jari Kurri	1-15	3	December 7, 1985	vs Minnesota	Don Beaupre (1), Jon Casey (2)
88. Glenn Anderson	2-13	3	December 11, 1985	at Chicago	Murray Bannerman
89. Jari Kurri	2-16	3	December 11, 1985	at Chicago	Murray Bannerman
90. Paul Coffey	1-4	3	December 20, 1985	vs Los Angeles	Darren Eliot
91. Jari Kurri	3-17	4	December 20, 1985	vs Los Angeles	Darren Eliot
92. Wayne Gretzky	2-36	3	December 31, 1985	vs Philadelphia	Bob Froese
93. Wayne Gretzky	3-37	3	January 8, 1986	at Toronto	Tim Bernhardt
94. Mark Messier	1-8	3	February 26, 1986	at Winnipeg	Brian Hayward
95. Glenn Anderson	3-14	3	March 9, 1986	at Los Angeles	Rollie Melanson
96. Glenn Anderson	4-15	3	March 14, 1986	vs Detroit	Greg Stefan (2), Eddie Mio (1)



PLAYER	NO	GOALS	DATE	OPPONENT	GOALTENDER(S)
1986-87 (7; 6 3-Goal Games, 1 4-Goal Game)					
97. Esa Tikkanen	1-1	3	October 15, 1986	vs Quebec	Clint Malarchuk
98. Jari Kurri	1-18	3	October 17, 1986	vs Detroit	Greg Stefan
99. Wayne Gretzky	1-38	3	October 24, 1986	vs Boston	Pat Riggan (2), Doug Keans (1)
100. Wayne Gretzky	2-39	3	November 22, 1986	vs Vancouver	Troy Gamble (2), ENG (1)
101. Esa Tikkanen	1-2	3	November 24, 1986	at Calgary	Mike Vernon
102. Wayne Gretzky	3-40	3	December 10, 1986	at Winnipeg	Daniel Berthiaume
103. Wayne Gretzky	4-41	4	December 17, 1986	vs Quebec	Richard Sevigny
1987-88 (10; 8 3-Goal Games, 1 4-Goal Game, 1 5-Goal Game)					
104. Glenn Anderson	1-16	3	October 11, 1987	at Los Angeles	Rollie Melanson (2), Glenn Healy (1)
105. Glenn Anderson	2-17	3	October 16, 1987	at Calgary	Mike Vernon (2), ENG (1)
106. Wayne Gretzky	1-42	3	November 4, 1987	vs NY Rangers	John Vanbiesbrouck
107. Craig Simpson	1-1	3	December 2, 1987	at Detroit	Glenn Hanlon
108. Wayne Gretzky	2-43	5	December 6, 1987	vs Minnesota	Don Beaupre (4), Kari Takko (1)
109. Dave Hannan	1-1	3	January 25, 1988	at Pittsburgh	Frank Pietrangelo
110. Esa Tikkanen	1-3	3	February 3, 1988	vs New Jersey	Alain Chevrier
111. Mark Messier	1-9	3	February 14, 1988	vs Vancouver	Frank Caprice
112. Glenn Anderson	3-18	4	March 4, 1988	vs Philadelphia	Mark LaForest
113. Geoff Courtnall	1-1	3	March 15, 1988	vs Buffalo	Jacques Cloutier
1988-89 (7; 5 3-Goal Games, 2 4-Goal Games)					
114. Jari Kurri	1-19	3	November 8, 1988	at Pittsburgh	Steve Guenette
115. Esa Tikkanen	1-4	3	November 12, 1988	at Toronto	Allan Bester
116. Glenn Anderson	1-19	4	November 19, 1988	vs Toronto	Ken Wregget
117. Jimmy Carson	1-1	3	December 4, 1988	vs NY Rangers	Bob Froese
118. Jari Kurri	2-20	3	December 7, 1988	vs Quebec	Mario Gosselin
119. Mark Messier	1-10	4	February 21, 1989	vs Hartford	Mike Liut (3), ENG (1)
120. Craig Simpson	1-2	3	February 25, 1989	vs St. Louis	Greg Millen
1989-90 (7; 6 3-Goal Games, 1 4-Goal Game)					
121. Mark Messier	1-11	3	November 21, 1989	vs Vancouver	Kirk McLean
122. Normand Lacombe	1-1	3	November 25, 1989	at NY Islanders	Glenn Healy
123. Glenn Anderson	1-20	3	December 2, 1989	vs Minnesota	Jon Casey (2), Kari Takko (1)
124. Adam Graves	1-1	3	December 17, 1989	at Chicago	Alain Chevrier
125. Mark Messier	2-12	3	January 17, 1990	vs Winnipeg	Bob Essensa
126. Mark Messier	3-13	4	March 3, 1990	vs Philadelphia	Ron Hextall
127. Martin Gelinas	1-1	3	March 4, 1990	vs Vancouver	Kirk McLean (2), ENG (1)
1990-91 (5; 5 3-Goal Games)					
128. Esa Tikkanen	1-5	3	October 14, 1990	at Vancouver	Troy Gamble
129. Craig MacTavish	1-2	3	December 22, 1990	at Calgary	Mike Vernon
130. Petr Klima	1-1	3	January 30, 1991	vs Vancouver	Kirk McLean
131. Petr Klima	2-2	3	February 5, 1991	at Boston	Norm Foster
132. Petr Klima	3-3	3	March 31, 1991	vs Winnipeg	Rick Tabaracci
1991-92 (2; 1 3-Goal Game, 1 4-Goal Game)					
133. Vincent Damphousse	1-1	4	December 14, 1991	vs Winnipeg	Stephane Beauregard
134. Joe Murphy	1-1	3	January 13, 1992	at Minnesota	Jon Casey
1992-93 (1; 1 3-Goal Game)					
135. Kelly Buchberger	1-1	3	January 31, 1993	at Buffalo	Tom Draper
1993-94 (2; 2 3-Goal Games)					
136. Shayne Corson	1-1	3	November 15, 1993	at Toronto	Felix Potvin
137. Brent Grieve	1-1	3	February 25, 1994	vs Los Angeles	Robb Stauber
1994-95 (2; 2 3-Goal Games)					
138. Jason Arnott	1-1	3	March 20, 1995	vs Calgary	Andrei Trefilov
139. David Oliver	1-1	3	March 22, 1995	at Dallas	Andy Moog
1995-96 (2; 2 3-Goal Games)					
140. Doug Weight	1-1	3	November 20, 1995	vs Colorado	Stephane Fiset
141. Jason Arnott	1-2	3	March 23, 1996	at Montreal	Jocelyn Thibault



PLAYER	NO	GOALS	DATE	OPPONENT	GOALTENDER(S)
1996-97 (4; 4 3-Goal Games)					
142. Ryan Smyth	1-1	3	October 8, 1996	at Toronto	Felix Potvin (2), ENG (1)
143. Rem Murray	1-1	3	October 24, 1996	at Los Angeles	Stephane Fiset (2), Byron Dafeo (1) Scott Bailey
144. Mariusz Czerkawski	1-1	3	November 7, 1996	vs Boston	Felix Potvin
145. Mariusz Czerkawski	2-2	3	February 19, 1997	vs Toronto	Felix Potvin
1997-98 (0; None)					
1998-99 (2; 2 3-Goal Games)					
146. Alexander Selivanov	1-1	3	February 17, 1999	at Anaheim	Guy Hebert (2), Dominic Roussel (1) Garth Snow
147. Mike Grier	1-1	3	March 20, 1999	vs Vancouver	
1999-00 (5; 4 3-Goal Games, 1 4-Goal Game)					
148. Alexander Selivanov	1-2	4	November 14, 1999	at Chicago	Steve Passmore
149. Georges Laraque	1-1	3	February 21, 2000	vs Los Angeles	Stephane Fiset
150. Ryan Smyth	1-2	3	March 13, 2000	at Atlanta	Norm Maracle
151. Boyd Devereaux	1-1	3	March 17, 2000	vs Ottawa	Patrick Lalime
152. Alexander Selivanov	2-3	3	April 8, 2000	at Calgary	Fred Brathwaite (1), Grant Fuhr (1), ENG (1)
2000-01 (2; 2 3-Goal Games)					
153. Ryan Smyth	1-3	3	November 14, 2000	vs St. Louis	Roman Turek (2), ENG (1)
154. Ryan Smyth	2-4	3	January 13, 2001	vs Ottawa	Patrick Lalime (2), ENG (1)
2001-02 (0; None)					
2002-03 (1; 1 3-Goal Game)					
155. Fernando Pisani	1-1	3	March 22, 2003	vs Washington	Olaf Kolzig
2003-04 (0; None)					
2005-06 (2; 2 3-Goal Games)					
156. Shawn Horcoff	1-1	3	January 10, 2006	at Pittsburgh	Marc-Andre Fleury
157. Marc-Andre Bergeron	1-1	3	January 14, 2006	vs Ottawa	Dominik Hasek
2006-07 (1; 1 3-Goal Game)					
158. Ryan Smyth	1-5	3	October 12, 2006	vs San Jose	Evgeni Nabokov
2007-08 (0; None)					
2008-09 (3; 3 3-Goal Games)					
159. Erik Cole	1-1	3	January 13, 2009	at Washington	Jose Theodore (2), ENG (1)
160. Ethan Moreau	1-1	3	January 18, 2009	vs Phoenix	Ilya Bryzgalov (2), ENG (1)
161. Sam Gagner	1-1	3	March 19, 2009	at Colorado	Peter Budaj
2009-10 (0; None)					
2010-11 (1; 1 3-Goal Game)					
162. Taylor Hall	1-1	3	February 19, 2011	vs Atlanta	Chris Mason
2011-12 (5; 4 3-Goal Games; 1 4-Goal Game)					
163. Ryan Nugent-Hopkins	1-1	3	October 15, 2011	vs Vancouver	Roberto Luongo
164. Taylor Hall	1-2	3	November 19, 2011	vs Chicago	Ray Emery
165. Ryan Jones	1-1	3	December 2, 2011	vs Columbus	Curtis Sanford
166. Sam Gagner	1-2	4	February 2, 2012	vs Chicago	Corey Crawford
167. Ales Hemsky	1-1	3	March 20, 2012	at Nashville	Anders Lindback
2012-13 (2; 2 3-Goal Games)					
168. Taylor Hall	1-3	3	March 30, 2013	vs. Vancouver	Corey Schneider (2) Roberto Luongo (1)
169. Nail Yakupov	1-1	3	April 27, 2013	vs. Vancouver	Roberto Luongo (3)
2013-14 (2; 2 3-Goal Games)					
170. Taylor Hall	1-4	3	December 5, 2013	vs. Colorado	Semyon Varlamov (3)
171. David Perron	1-2	3	January 27, 2014	at Vancouver	Roberto Luongo (3)



EDMONTON OILERS ALL-TIME REGULAR SEASON GOALTENDING RECORDS (1979-80 TO 2013-14)

GOALTENDER	GPI	MINS	GA	EN	SO	GAA.	W-L-O/T	PCT.
Richard Bachman	3	139	7	0	0	3.02	0-2-1	.166
Marco Baron	1	33	2	0	0	3.64	0-1-0	.000
Fred Brathwaite	40	1876	110	2	0	3.52	5-17-4	.269
Ilya Bryzgalov	20	1135	57	0	1	3.01	5-8-6	.400
Ty Conklin	60	3156	131	5	2	2.49	27-19-5	.578
Jim Corsi	26	1366	83	3	0	3.65	8-14-3	.380
Wayne Cowley	1	57	3	0	0	3.16	0-1-0	.000
Don Cutts	6	269	16	1	0	3.57	1-2-1	.375
Yann Danis	1	32	2	0	0	3.75	0-0-0	.000
Jeff Deslauriers	58	3337	182	4	3	3.27	20-31-4	.400
Devan Dubnyk	139	7891	365	4	6	2.78	50-59-23	.610
Dave Dryden	14	744	53	2	0	4.27	2-7-3	.292
Bob Dupuis	1	60	4	1	0	4.00	0-1-0	.000
Gary Edwards	15	729	44	0	0	3.62	5-3-4	.583
Bob Essensa	74	3784	172	7	1	2.73	22-28-7	.447
Randy Exelby	1	60	5	1	0	5.00	0-1-0	.000
Viktor Fasth	7	396	18	0	0	2.73	3-3-1	.500
Norm Foster	10	439	20	0	0	2.73	5-3-0	.625
Grant Fuhr	423	23910	1470	20	9	3.69	226-117-54	.637
Joaquin Gage	23	1076	67	2	0	3.74	4-12-1	.265
Mathieu Garon	62	3473	161	6	4	2.78	32-26-1	.551
Martin Gerber	3	185	4	0	0	1.30	3-0-0	1.000
Mike Greenlay	2	20	4	0	0	12.00	0-0-0	—
Peter Ing	12	463	33	1	0	4.28	3-4-0	.429
Curtis Joseph	177	10168	492	13	14	2.90	76-76-20	.500
Nikolai Khabibulin	117	6735	337	2	5	3.00	33-67-14	.407
Jason LaBarbera	7	348	19	0	0	3.28	1-3-0	.143
Peter LoPresti	2	105	8	1	0	4.57	0-1-0	.000
Ron Low	67	3570	240	5	0	4.03	30-23-5	.560
Jussi Markkanen	102	5365	244	8	5	2.73	35-35-14	.500
Lindsay Middlebrook	1	60	3	0	0	3.00	1-0-0	1.000
Mike Minard	1	60	3	0	0	3.00	1-0-0	1.000
Eddie Mio	77	4104	275	6	1	4.02	25-28-14	.478
Andy Moog	235	12901	777	10	4	3.61	143-53-21	.707
Mike Morrison	21	892	42	0	0	2.83	10-4-2	.688
Steve Passmore	6	362	17	1	0	2.82	1-4-1	.250
Bill Ranford	449	25004	1463	30	8	3.51	167-193-54	.469
Daryl Reaugh	7	236	19	1	0	4.83	1-2-0	.333
Eldon Reddick	13	724	40	2	0	3.31	5-6-2	.462
Dwayne Roloson	193	11032	512	19	6	2.78	78-82-24	.489
Dominic Roussel	8	348	21	1	0	3.62	1-4-0	.200
Tommy Salo	334	19564	796	15	23	2.44	147-128-51	.529
Ben Scrivens	21	1235	62	0	1	3.01	9-11-1	.452
Mikhail Shtalenkov	34	1819	81	2	3	2.67	12-17-3	.422
Warren Skorodenski	3	61	7	0	0	6.89	0-0-0	—
Kari Tako	11	529	37	0	0	4.20	4-4-0	.500
Ron Tugnutt	29	1462	103	2	0	4.23	10-13-2	.440
Stephen Valiquette	1	14	2	0	0	8.57	0-0-0	—
Mike Zanier	3	185	12	0	0	3.89	1-1-1	.500
TOTALS	2953	163,600	8886	188	99	3.26	1223-1102-380	.478



EDMONTON OILERS CAREER GOALTENDING LEADERS (1979-80 TO 2013-14)

GAMES PLAYED

Bill Ranford	449
Grant Fuhr	423
Tommy Salo	334
Andy Moog	235
Dwayne Roloson	193
Curtis Joseph	177
Devan Dubnyk	171
Nikolai Khabibulin	117
Jussi Markkanen	102
Eddie Mio	77
Bob Essensa	74

MINUTES PLAYED

Bill Ranford	25004
Grant Fuhr	23910
Tommy Salo	19564
Andy Moog	12901
Dwayne Roloson	11032
Curtis Joseph	10168
Devan Dubnyk	9569
Nikolai Khabibulin	6735
Jussi Markkanen	5365
Eddie Mio	4104
Bob Essensa	3784

GOALS AGAINST

Grant Fuhr	1470
Bill Ranford	1463
Tommy Salo	796
Andy Moog	777
Dwayne Roloson	512
Curtis Joseph	492
Devan Dubnyk	459
Nikolai Khabibulin	337
Eddie Mio	275
Jussi Markkanen	244
Ron Low	240

SHUTOUTS

Tommy Salo	23
Curtis Joseph	14
Grant Fuhr	9
Bill Ranford	8
Devan Dubnyk	8
Dwayne Roloson	6
Nikolai Khabibulin	5
Jussi Markkanen	5
Mathieu Garon	4
Andy Moog	4
Mikhail Shtalenkov	3
Jeff Deslauriers	3
Ty Conklin	2
Bob Essensa	1
Eddie Mio	1
Moog/Fuhr	1

GOALS AGAINST AVERAGE

(Minimum 1000 Minutes)

Tommy Salo	2.44
Ty Conklin	2.49
Mikhail Shtalenkov	2.67
Bob Essensa	2.73
Jussi Markkanen	2.73
Mathieu Garon	2.78
Dwayne Roloson	2.78
Devan Dubnyk	2.88
Curtis Joseph	2.90
Nikolai Khabibulin	3.00
Ben Scrivens	3.01
Ilya Bryzgalov	3.01
Jeff Deslauriers	3.27
Bill Ranford	3.51
Fred Brathwaite	3.52
Andy Moog	3.61

WINS

Grant Fuhr	226
Bill Ranford	167
Tommy Salo	147
Andy Moog	143
Dwayne Roloson	78
Curtis Joseph	76
Devan Dubnyk	61
Jussi Markkanen	35
Nikolai Khabibulin	33
Mathieu Garon	32
Ron Low	30

LOSSES

Bill Ranford	193
Tommy Salo	128
Grant Fuhr	117
Dwayne Roloson	82
Curtis Joseph	76
Devan Dubnyk	76
Nikolai Khabibulin	67
Andy Moog	53
Jussi Markkanen	35
Jeff Deslauriers	31
Bob Essensa	28

TIES

Grant Fuhr	54
Bill Ranford	54
Tommy Salo	51
Andy Moog	21
Curtis Joseph	20
Eddie Mio	14
Bob Essensa	7
Jussi Markkanen	7
Ron Low	5
Fred Brathwaite	4
Ty Conklin	4
Gary Edwards	4

WINNING PERCENTAGE

(Minimum 25 Decisions)

Andy Moog	.707
Grant Fuhr	.637
Devan Dubnyk	.610
Ty Conklin	.578
Ron Low	.560
Mathieu Garon	.551
Tommy Salo	.529
Curtis Joseph	.500
Jussi Markkanen	.500
Dwayne Roloson	.489
Eddie Mio	.478



EDMONTON OILERS YEARLY GOALTENDING LEADERS (1979-80 TO 2013-14)

GAMES PLAYED

SEASON	PLAYER	NO.
1979-80	Ed Mio	34
1980-81	Ed Mio	43
1981-82	Grant Fuhr	48
1982-83	Andy Moog	50
1983-84	Grant Fuhr	45
1984-85	Grant Fuhr	46
1985-86	Andy Moog	47
1986-87	Andy Moog	46
1987-88	Grant Fuhr	75
1988-89	Grant Fuhr	59
1989-90	Bill Ranford	56
1990-91	Bill Ranford	60
1991-92	Bill Ranford	67
1992-93	Bill Ranford	67
1993-94	Bill Ranford	71
1994-95	Bill Ranford	40
1995-96	Bill Ranford	37
1996-97	Curtis Joseph	72
1997-98	Curtis Joseph	71
1998-99	Bob Essensa	39
1999-00	Tommy Salo	70
2000-01	Tommy Salo	73
2001-02	Tommy Salo	69
2002-03	Tommy Salo	65
2003-04	Tommy Salo	44
2004-05	No Season - NHL Lockout	
2005-06	Jussi Markkanen	37
2006-07	Dwayne Roloson	68
2007-08	Mathieu Garon	47
2008-09	Dwayne Roloson	63
2009-10	Jeff Deslauriers	48
2010-11	Nikolai Khabibulin	47
2011-12	Devan Dubnyk	47
2012-13	Devan Dubnyk	38
2013-14	Devan Dubnyk	32

MINUTES PLAYED

SEASON	PLAYER	NO.
1979-80	Ed Mio	1711
1980-81	Ed Mio	2393
1981-82	Grant Fuhr	2847
1982-83	Andy Moog	2833
1983-84	Grant Fuhr	2625
1984-85	Grant Fuhr	2559
1985-86	Andy Moog	2664
1986-87	Andy Moog	2461
1987-88	Grant Fuhr	4304
1988-89	Grant Fuhr	3341
1989-90	Bill Ranford	3107
1990-91	Bill Ranford	3415
1991-92	Bill Ranford	3822
1992-93	Bill Ranford	3753
1993-94	Bill Ranford	4070
1994-95	Bill Ranford	2203
1995-96	Bill Ranford	2015
1996-97	Curtis Joseph	4100
1997-98	Curtis Joseph	4132
1998-99	Bob Essensa	2091
1999-00	Tommy Salo	4164
2000-01	Tommy Salo	4364
2001-02	Tommy Salo	4035
2002-03	Tommy Salo	3814
2003-04	Tommy Salo	2487
2004-05	No Season - NHL Lockout	
2005-06	Jussi Markkanen	2016

2006-07	Dwayne Roloson	3932
2007-08	Mathieu Garon	2658
2008-09	Dwayne Roloson	3597
2009-10	Jeff Deslauriers	2798
2010-11	Nikolai Khabibulin	2701
2011-12	Devan Dubnyk	2653
2012-13	Devan Dubnyk	2101
2013-14	Devan Dubnyk	1678

WINS

SEASON	PLAYER	NO.
1979-80	Ed Mio	9
1980-81	Ed Mio	16
1981-82	Grant Fuhr	28
1982-83	Andy Moog	33
1983-84	Grant Fuhr	30
1984-85	Grant Fuhr	26
1985-86	Grant Fuhr	29
1986-87	Andy Moog	28
1987-88	Grant Fuhr	40
1988-89	Grant Fuhr	23
1989-90	Bill Ranford	24
1990-91	Bill Ranford	27
1991-92	Bill Ranford	27
1992-93	Bill Ranford	17
1993-94	Bill Ranford	22
1994-95	Bill Ranford	15
1995-96	Curtis Joseph	15
1996-97	Curtis Joseph	32
1997-98	Curtis Joseph	29
1998-99	Bob Essensa, Mikhail Shtalenkov	12
1999-00	Tommy Salo	27
2000-01	Tommy Salo	36
2001-02	Tommy Salo	30
2002-03	Tommy Salo	29
2003-04	Ty Conklin, Tommy Salo	17
2004-05	No Season - NHL Lockout	
2005-06	Jussi Markkanen	15
2006-07	Dwayne Roloson	27
2007-08	Mathieu Garon	26
2008-09	Dwayne Roloson	28
2009-10	Jeff Deslauriers	16
2010-11	Devan Dubnyk	12
2011-12	Devan Dubnyk	20
2012-13	Devan Dubnyk	14
2013-14	Devan Dubnyk	11

LOSSES

SEASON	PLAYER	NO.
1979-80	Jim Corsi	14
1980-81	Ed Mio	15
1981-82	Ron Low	7
1982-83	Grant Fuhr	12
1983-84	Grant Fuhr	10
1984-85	Andy Moog	9
1985-86	Andy Moog	9
1986-87	Grant Fuhr	13
1987-88	Grant Fuhr	24
1988-89	Grant Fuhr	26
1989-90	Bill Ranford	16
1990-91	Bill Ranford	27
1991-92	Bill Ranford	26
1992-93	Bill Ranford	38
1993-94	Bill Ranford	34
1994-95	Bill Ranford	20
1995-96	Bill Ranford	18
1996-97	Curtis Joseph	29



1997-98	Curtis Joseph	31
1998-99	Mikhail Shtalenkov	17
1999-00	Tommy Salo	28
2000-01	Tommy Salo	25
2001-02	Tommy Salo	28
2002-03	Tommy Salo	27
2003-04	Tommy Salo	18
2004-05	No Season - NHL Lockout	
2005-06	Jussi Markkanen	12
2006-07	Dwayne Roloson	34
2007-08	Mathieu Garon	18
2008-09	Dwayne Roloson	24
2009-10	Jeff Deslauriers	28
2010-11	Nikolai Khabibulin	32
2011-12	Devan Dubnyk, Nikolai Khabibulin	20
2012-13	Devan Dubnyk	16
2013-14	Devan Dubnyk	17

TIES/OVERTIME LOSSES

Ties – 1979-80 to 2004-05

Overtime Losses – 2005-06 to 2013-14

SEASON	PLAYER	NO.
1979-80	Ed Mio	5
1980-81	Ed Mio	9
1981-82	Grant Fuhr	14
1982-83	Andy Moog	7
1983-84	Grant Fuhr	4
1984-85	Grant Fuhr	7
1985-86	Andy Moog	7
1986-87	Grant Fuhr, Andy Moog	3
1987-88	Grant Fuhr	9
1988-89	Grant Fuhr	6
1989-90	Bill Ranford	9
1990-91	Grant Fuhr, Bill Ranford	3
1991-92	Bill Ranford	10
1992-93	Bill Ranford	6
1993-94	Bill Ranford	11
1994-95	Bill Ranford	3
1995-96	Bill Ranford	5
1996-97	Curtis Joseph	9
1997-98	Curtis Joseph	9
1998-99	Bob Essensa	6
1999-00	Tommy Salo	13
2000-01	Tommy Salo	12
2001-02	Tommy Salo	10
2002-03	Tommy Salo	8
2003-04	Tommy Salo	6
2004-05	No Season - NHL Lockout	
2005-06	Jussi Markkanen	6
2006-07	Dwayne Roloson	6
2007-08	Dwayne Roloson	5
2008-09	Dwayne Roloson	9
2009-10	Jeff Deslauriers	4
2010-11	Devan Dubnyk	8
2011-12	Nikolai Khabibulin	7
2012-13	Devan Dubnyk	6
2013-14	Ilya Bryzgalov	5

SHUTOUTS

SEASON	PLAYER	NO.
1979-80	Ed Mio	1
1980-81	None	0
1981-82	None	0
1982-83	Andy Moog	1
1983-84	Grant Fuhr, Andy Moog	1
1984-85	Grant Fuhr, Andy Moog	1
1985-86	Andy Moog	1
1986-87	None	0
1987-88	Grant Fuhr	4

1988-89	Grant Fuhr, Bill Ranford	1
1989-90	Grant Fuhr, Bill Ranford	1
1990-91	Grant Fuhr	1
1991-92	Bill Ranford	1
1992-93	Bill Ranford	1
1993-94	Bill Ranford	1
1994-95	Bill Ranford	2
1995-96	Bill Ranford	1
1996-97	Curtis Joseph	6
1997-98	Curtis Joseph	8
1998-99	Mikhail Shtalenkov	3
1999-00	Tommy Salo	2
2000-01	Tommy Salo	8
2001-02	Tommy Salo	6
2002-03	Tommy Salo	4
2003-04	Tommy Salo	3
2004-05	No Season - NHL Lockout	
2005-06	Ty Conklin, Dwayne Roloson	1
2006-07	Dwayne Roloson	4
2007-08	Mathieu Garon	4
2008-09	Dwayne Roloson	1
2009-10	Jeff Deslauriers	3
2010-11	Devan Dubnyk, Nikolai Khabibulin	2
2011-12	Devan Dubnyk, Nikolai Khabibulin	2
2012-13	Devan Dubnyk	2
2013-14	Devan Dubnyk	2

GOALS AGAINST

SEASON	PLAYER	NO.
1979-80	Ed Mio	120
1980-81	Ed Mio	155
1981-82	Grant Fuhr	157
1982-83	Andy Moog	167
1983-84	Grant Fuhr	171
1984-85	Grant Fuhr	165
1985-86	Andy Moog	164
1986-87	Andy Moog	144
1987-88	Grant Fuhr	246
1988-89	Grant Fuhr	213
1989-90	Bill Ranford	165
1990-91	Bill Ranford	182
1991-92	Bill Ranford	228
1992-93	Bill Ranford	240
1993-94	Bill Ranford	236
1994-95	Bill Ranford	133
1995-96	Bill Ranford	128
1996-97	Curtis Joseph	200
1997-98	Curtis Joseph	181
1998-99	Bob Essensa	96
1999-00	Tommy Salo	162
2000-01	Tommy Salo	179
2001-02	Tommy Salo	149
2002-03	Tommy Salo	172
2003-04	Tommy Salo	107
2004-05	No Season - NHL Lockout	
2005-06	Jussi Markkanen	105
2006-07	Dwayne Roloson	180
2007-08	Dwayne Roloson	119
2008-09	Dwayne Roloson	166
2009-10	Jeff Deslauriers	152
2010-11	Nikolai Khabibulin	153
2011-12	Devan Dubnyk	118
2012-13	Devan Dubnyk	90

EMPTY NET GOALS

SEASON	PLAYER	NO.
1979-80	Jim Corsi	3
1980-81	Ed Mio	4
1981-82	Grant Fuhr, Ron Low, Andy Moog	2



1982-83	Grant Fuhr	4
1983-84	Grant Fuhr, Andy Moog	2
1984-85	Grant Fuhr, Andy Moog, Daryl Reaugh	1
1985-86	Andy Moog	2
1986-87	Andy Moog	2
1987-88	Grant Fuhr	5
1988-89	Grant Fuhr	4
1989-90	Bill Ranford	5
1990-91	Bill Ranford	5
1991-92	Bill Ranford	5
1992-93	Bill Ranford, Ron Tugnutt	2
1993-94	Bill Ranford	8
1994-95	Bill Ranford	2
1995-96	Curtis Joseph	4
1996-97	Bob Essensa, Curtis Joseph	3
1997-98	Curtis Joseph	6
1998-99	Bob Essensa, Mikhail Shtalenkov	2
1999-00	None	0
2000-01	Tommy Salo	5
2001-02	Tommy Salo	5
2002-03	Tommy Salo	4
2003-04	Ty Conklin	2
2004-05	No Season - NHL Lockout	
2005-06	Ty Conklin	3
2006-07	Dwayne Roloson	9
2007-08	Mathieu Garon, Dwayne Roloson	5
2008-09	Dwayne Roloson	4
2009-10	Jeff Deslauriers	4
2010-11	Nikolai Khabibulin	6
2011-12	Devan Dubnyk	7
2012-13	Devan Dubnyk	4
2013-14	Devan Dubnyk	3

GOALS AGAINST AVERAGE

(Minimum 25 games played)

SEASON	PLAYER	GAA.
1979-80	Jim Corsi	3.65
1980-81	Ed Mio	3.89
1981-82	Grant Fuhr	3.31
1982-83	Andy Moog	3.54
1983-84	Andy Moog	3.77
1984-85	Andy Moog	3.30
1985-86	Andy Moog	3.69
1986-87	Grant Fuhr	3.44
1987-88	Grant Fuhr	3.43
1988-89	Bill Ranford	3.50
1989-90	Bill Ranford	3.19
1990-91	Bill Ranford	3.20
1991-92	Bill Ranford	3.58
1992-93	Bill Ranford	3.84
1993-94	Bill Ranford	3.48
1994-95	Bill Ranford	3.62
1995-96	Curtis Joseph	3.44
1996-97	Curtis Joseph	2.93
1997-98	Curtis Joseph	2.63
1998-99	Mikhail Shtalenkov	2.67
1999-00	Tommy Salo	2.33
2000-01	Tommy Salo	2.46
2001-02	Tommy Salo	2.22
2002-03	Tommy Salo	2.71
2003-04	Ty Conklin	2.42
2004-05	No Season - NHL Lockout	
2005-06	Jussi Markkanen	3.13
2006-07	Dwayne Roloson	2.75
2007-08	Mathieu Garon	2.66
2008-09	Dwayne Roloson	2.77
2009-10	Jeff Deslauriers	3.26
2010-11	Devan Dubnyk	2.71
2011-12	Nikolai Khabibulin	2.65
2012-13	Devan Dubnyk	2.57
2013-14	Devan Dubnyk	3.36

SHOTS AGAINST

SEASON	PLAYER	NO.
1979-80	—	—
1980-81	—	—
1981-82	—	—
1982-83	Andy Moog	1531
1983-84	Grant Fuhr	1463
1984-85	Grant Fuhr	1426
1985-86	Andy Moog	1480
1986-87	Andy Moog	1218
1987-88	Grant Fuhr	2066
1988-89	Grant Fuhr	1714
1989-90	Bill Ranford	1463
1990-91	Bill Ranford	1705
1991-92	Bill Ranford	1971
1992-93	Bill Ranford	2065
1993-94	Bill Ranford	2325
1994-95	Bill Ranford	1134
1995-96	Bill Ranford	1024
1996-97	Curtis Joseph	2144
1997-98	Curtis Joseph	1901
1998-99	Bob Essensa	974
1999-00	Tommy Salo	1875
2000-01	Tommy Salo	1856
2001-02	Tommy Salo	1713
2002-03	Tommy Salo	1708
2003-04	Ty Conklin	1024
2004-05	No Season - NHL Lockout	
2005-06	Jussi Markkanen	873
2006-07	Dwayne Roloson	1969
2007-08	Mathieu Garon	1359
2008-09	Dwayne Roloson	1953
2009-10	Jeff Deslauriers	1529
2010-11	Nikolai Khabibulin	1389
2011-12	Devan Dubnyk	1380
2012-13	Devan Dubnyk	1132
2013-14	Devan Dubnyk	885

SAVES

SEASON	PLAYER	NO.
1979-80	—	—
1980-81	—	—
1981-82	—	—
1982-83	Andy Moog	1364
1983-84	Grant Fuhr	1292
1984-85	Andy Moog	1261
1985-86	Andy Moog	1316
1986-87	Andy Moog	1074
1987-88	Grant Fuhr	1820
1988-89	Grant Fuhr	1501
1989-90	Bill Ranford	1298
1990-91	Bill Ranford	1523
1991-92	Bill Ranford	1743
1992-93	Bill Ranford	1825
1993-94	Bill Ranford	2089
1994-95	Bill Ranford	1001
1995-96	Bill Ranford	896
1996-97	Curtis Joseph	1944
1997-98	Curtis Joseph	1720
1998-99	Bob Essensa	878
1999-00	Tommy Salo	1713
2000-01	Tommy Salo	1677
2001-02	Tommy Salo	1564
2002-03	Tommy Salo	1536
2003-04	Ty Conklin	917
2004-05	No Season - NHL Lockout	
2005-06	Jussi Markkanen	768
2006-07	Dwayne Roloson	1789
2007-08	Mathieu Garon	1241



2008-09	Dwayne Roloson	1787
2009-10	Jeff Deslauriers	1377
2010-11	Nikolai Khabibulin	1236
2011-12	Devan Dubnyk	1262
2012-13	Devan Dubnyk	1042
2013-14	Devan Dubnyk	791

SAVE PERCENTAGE

Minimum 25 games played.

SEASON	PLAYER	PCT. (Saves-Shots)
1979-80	—	—
1980-81	—	—
1981-82	—	—
1982-83	Andy Moog	.891 (1364-1531)
1983-84	Grant Fuhr	.883 (1292-1463)
1984-85	Andy Moog	.894 (939-1050)
1985-86	Grant Fuhr	.890 (1153-1296)
1986-87	Andy Moog	.882 (1074-1218)
1987-88	Grant Fuhr	.881 (1820-2066)
1988-89	Bill Ranford	.877 (63-718)
1989-90	Bill Ranford	.887 (1298-1463)
1990-91	Bill Ranford	.893 (1523-1705)
1991-92	Bill Ranford	.884 (1743-1971)
1992-93	Bill Ranford	.884 (1825-2065)
1993-94	Bill Ranford	.898 (2089-2325)
1994-95	Bill Ranford	.883 (1001-1469)
1995-96	Curtis Joseph	.886 (860-971)
1996-97	Curtis Joseph	.907 (1944-2144)
1997-98	Curtis Joseph	.905 (1720-1901)
1998-99	Bob Essensa	.901 (878-974)
1999-00	Tommy Salo	.914 (1713-1875)
2000-01	Tommy Salo	.904 (1677-1856)
2001-02	Tommy Salo	.913 (1564-1713)
2002-03	Tommy Salo	.899 (1536-1708)
2003-04	Ty Conklin	.912 (875-959)
2004-05	No Season - NHL Lockout	—
2005-06	Jussi Markkanen	.880 (768-873)
2006-07	Dwayne Roloson	.909 (1789-1969)
2007-08	Mathieu Garon	.913 (1241-1359)
2008-09	Dwayne Roloson	.915 (1787-1953)
2009-10	Jeff Deslauriers	.901 (1377-1529)
2010-11	Devan Dubnyk	.916 (1010-1103)
2011-12	Devan Dubnyk	.914 (1262-1380)
2012-13	Devan Dubnyk	.920 (1042-1132)
2013-14	Devan Dubnyk	.894 (791-885)

ASSISTS

SEASON	PLAYER	NO.
1979-80	Jim Corsi	3
1980-81	Ed Mio	5
1981-82	Grant Fuhr	6
1982-83	Andy Moog	4
1983-84	Grant Fuhr	14
1984-85	Grant Fuhr	3
1985-86	Grant Fuhr, Andy Moog	2
1986-87	Grant Fuhr, Andy Moog	2
1987-88	Grant Fuhr	8
1988-89	Grant Fuhr	1
1989-90	Bill Ranford	2
1990-91	Bill Ranford	4
1991-92	Peter Ing, Bill Ranford	3
1992-93	Bill Ranford	3

1993-94	Bill Ranford	2
1994-95	Bill Ranford	2
1995-96	Curtis Joseph, Bill Ranford	1
1996-97	Curtis Joseph	2
1997-98	Curtis Joseph	2
1998-99	Bob Essensa, Steve Passmore	1
1999-00	Tommy Salo	1
2000-01	Tommy Salo	1
2001-02	Tommy Salo	1
2002-03	Jussi Markkanen	1
2003-04	Tommy Salo	1
2004-05	No Season - NHL Lockout	—
2005-06	Jussi Markkanen, Dwayne Roloson	1
2006-07	Dwayne Roloson	3
2007-08	Dwayne Roloson	1
2008-09	Jeff Deslauriers, Dwayne Roloson	1
2009-10	Jeff Deslauriers	3
2010-11	Martin Gerber	1
2011-12	Devan Dubnyk	1
2012-13	—	0
2013-14	—	0

PENALTY MINUTES

SEASON	PLAYER	NO.
1979-80	Jim Corsi, Don Cutts	6
1980-81	Ed Mio	6
1981-82	Grant Fuhr	6
1982-83	Andy Moog	16
1983-84	Grant Fuhr	6
1984-85	Andy Moog	8
1985-86	Andy Moog	8
1986-87	Andy Moog	8
1987-88	Grant Fuhr	16
1988-89	Grant Fuhr	6
1989-90	Bill Ranford	18
1990-91	Bill Ranford	6
1991-92	Bill Ranford	4
1992-93	Bill Ranford	10
1993-94	Bill Ranford	2
1994-95	Bill Ranford	2
1995-96	Curtis Joseph	4
1996-97	Curtis Joseph	20
1997-98	Curtis Joseph	4
1998-99	Steve Passmore, Mikhail Shtalenkov	2
1999-00	Tommy Salo	8
2000-01	Tommy Salo	4
2001-02	Tommy Salo	2
2002-03	Tommy Salo	4
2003-04	Ty Conklin	17
2004-05	No Season - NHL Lockout	—
2005-06	Ty Conklin, Mike Morrison, Deayne Roloson	2
2006-07	Dwayne Roloson	12
2007-08	Mathieu Garon	8
2008-09	Dwayne Roloson	10
2009-10	Jeff Deslauriers	8
2010-11	Nikolai Khabibulin	12
2011-12	—	0
2012-13	—	0
2013-14	Ben Scrivens, Devan Dubnyk	6



OILERS ALL-TIME SHUTOUTS (1979-80 TO 2013-14)

REGULAR SEASON (TOTAL: 95)

NO	GOALTENDER	DATE	OPPONENT	SCORE	SAVES		
23	Tommy Salo	January 19, 2000	vs Calgary	7-0	24		
		March 13, 2000	at Atlanta	3-0	24		
		November 3, 2000	vs Minnesota	3-0	20		
		November 14, 2000	vs St. Louis	3-0	29		
		November 19, 2000	vs Calgary	2-0	23		
		December 6, 2000	vs Nashville	4-0	18		
		February 20, 2001	vs Los Angeles	5-0	21		
		March 7, 2001	vs Toronto	4-0	25		
		March 9, 2001	at Buffalo	4-0	28		
		March 21, 2001	at Los Angeles	7-0	28		
		October 9, 2001	vs Chicago	1-0	11		
		November 4, 2001	at Minnesota	2-0	20		
		November 9, 2001	at Columbus	3-0	23		
		November 20, 2001	vs St. Louis	2-0	24		
		March 24, 2002	at Vancouver	2-0	22		
		April 10, 2002	vs Phoenix	3-0	23		
		November 15, 2002	vs St. Louis	5-0	29		
		November 30, 2002	vs Colorado	1-0	22		
		December 8, 2002	at Atlanta	3-0	15		
		January 16, 2003	vs Los Angeles	2-0	22		
		January 10, 2004	at Philadelphia	3-0	26		
		January 15, 2004	vs Anaheim	1-0	28		
		January 20, 2004	vs Dallas	3-0	16		
		14	Curtis Joseph	October 6, 1996	vs Vancouver	2-0	35
				November 7, 1996	at Boston	6-0	25
				November 13, 1996	at Ottawa	4-0	28
				December 10, 1996	at Detroit	0-0 (OT)	52
				January 15, 1997	vs Florida	4-0	40
				January 31, 1997	vs NY Islanders	1-0	24
				November 20, 1997	at St. Louis	3-0	22
				November 21, 1997	at Ottawa	1-0	26
				December 17, 1997	vs Chicago	0-0 (OT)	28
				February 2, 1998	vs Los Angeles	1-0	30
March 11, 1998	at Tampa Bay			2-0	20		
March 13, 1998	at Florida			4-0	23		
March 21, 1998	vs St. Louis			2-0	20		
April 9, 1998	at Los Angeles			4-0	14		
9	Grant Fuhr			December 30, 1983	vs Boston	2-0	36
				November 17, 1984	vs Vancouver	7-0	20
				November 7, 1987	vs Buffalo	5-0	26
		December 9, 1987	vs Winnipeg	2-0	28		
		December 30, 1987	vs Philadelphia	6-0	23		
		March 7, 1988	at Winnipeg	6-0	21		
		March 1, 1989	vs Montreal	3-0	23		
		November 17, 1989	vs Buffalo	3-0	30		
		February 18, 1991	at New Jersey	4-0	27		
		8	Bill Ranford	January 8, 1989	vs Calgary	6-0	35
December 19, 1989	at Minnesota			5-0	22		
December 1, 1991	vs Vancouver			7-0	33		
February 12, 1993	vs San Jose			6-0	28		
December 27, 1993	vs Winnipeg			6-0	24		
February 12, 1995	vs Anaheim			2-0	29		
April 19, 1995	vs Los Angeles			2-0	28		
November 22, 1995	vs Anaheim			2-0	31		



8	Devan Dubnyk	February 7, 2011	@ Nashville	4-0	37
		April 5, 2011	vs Vancouver	2-0	26
		February 23, 2012	vs Philadelphia	2-0	35
		March 14, 2012	vs Columbus	3-0	22
		March 12, 2013	at Colorado	4-0	29
		March 30, 2013	vs. Vancouver	4-0	17
		November 19, 2013	vs. Columbus	7-0	14
		December 27, 2013	at Calgary	2-0	27
6	Dwayne Roloson	March 30, 2006	vs Los Angeles	4-0	20
		October 28, 2006	vs Washington	4-0	19
		December 4, 2006	at Vancouver	4-0	36
		December 8, 2006	at Dallas	2-0	22
		February 22, 2007	at Columbus	4-0	28
		December 13, 2008	vs Vancouver	3-0	23
5	Nikolai Khabibulin	October 7, 2010	vs Calgary	4-0	37
		December 2, 2010	at Toronto	5-0	33
		October 22, 2011	vs NY Rangers	2-0	19
		November 3, 2011	at Los Angeles	3-0	19
		March 26, 2013	at St. Louis	3-0	36
5	Jussi Markkanen	November 28, 2001	at Anaheim	2-0	27
		March 4, 2002	at Buffalo	3-0	25
		December 7, 2002	at Florida	4-0	22
		January 8, 2003	at Anaheim	1-0	32
		March 28, 2003	vs Columbus	4-0	26
4	Mathieu Garon	November 14, 2007	at Vancouver	1-0	29
		December 2, 2007	at Anaheim	4-0	25
		January 7, 2008	vs NY Islanders	4-0	35
		February 4, 2008	vs Calgary	5-0	24
4	Andy Moog	February 27, 1983	vs Winnipeg	3-0	25
		November 18, 1983	vs Buffalo	7-0	29
		October 30, 1984	vs Vancouver	7-0	25
		November 8, 1985	vs Vancouver	13-0	29
3	Jeff Deslauriers	November 23, 2009	vs Phoenix	4-0	36
		February 3, 2010	vs Philadelphia	1-0	33
		March 7, 2010	vs New Jersey	2-0	22
3	Mikhail Shtalenkov	November 25, 1998	vs Colorado	3-0	26
		December 27, 1998	vs Vancouver	3-0	25
		January 30, 1999	vs Anaheim	1-0	22
2	Ty Conklin	November 13, 2003	at Minnesota	2-0	22
		January 3, 2006	vs Chicago	5-0	23
1	Bob Essensa	December 23, 1996	at Vancouver	7-0	26
1	Eddie Mio	December 9, 1979	vs Hartford	3-0	30
1	Moog/Fuhr	January 8, 1985	at Quebec	4-0	10/18
1	Ilya Bryzgalov	November 28, 2013	at Nashville	3-0	33
1	Ben Scrivens	January 29, 2014	vs. San Jose	3-0	59

PLAYOFFS (TOTAL: 12)

5	Curtis Joseph	April 18, 1997	at Dallas	4-0	25
		April 25, 1997	at Dallas	1-0 (OT)	43
		May 2, 1998	vs Colorado	2-0	31
		May 4, 1998	at Colorado	4-0	31
		May 9, 1998	at Dallas	2-0	15
3	Bill Ranford	April 18, 1990	vs Los Angeles	7-0	25
		April 28, 1992	vs Los Angeles	3-0	26
		May 12, 1992	vs Vancouver	3-0	26
2	Grant Fuhr	May 10, 1984	at NY Islanders	1-0	34
		April 8, 1989	vs Los Angeles	4-0	26
1	Jussi Markkanen	June 17, 2006	vs Carolina	4-0	16
1	Dwayne Roloson	May 17, 2006	vs San Jose	2-0	24



ALL-TIME SHUTOUTS VS. OILERS (1979-80 TO 2013-14)

REGULAR SEASON (TOTAL: 99)

NO	GOALTENDER	DATE	OPPONENT	SCORE	SAVES
4	Craig Anderson	December 11, 2008	vs Florida	2-0	41
		October 27, 2009	vs Colorado	3-0	25
		January 18, 2010	at Colorado	6-0	24
		February 6, 2010	at Colorado	3-0	20
4	Niklas Backstrom	April 3, 2007	at Minnesota	3-0	25
		April 5, 2007	at Minnesota	3-0	22
		October 10, 2007	at Minnesota	2-0	21
		March 22, 2009	at Minnesota	3-0	31
4	Bob Essensa	October 31, 1990	vs Winnipeg	1-0 (OT)	34
		March 23, 1991	vs Winnipeg	3-0	26
		November 23, 1991	vs Winnipeg	4-0	36
		April 15, 1993	at Winnipeg	3-0	31
4	Chris Osgood	October 13, 1995	at Detroit	9-0	17
		October 9, 1996	at Detroit	2-0	18
		December 10, 1996	at Detroit	0-0 (OT)	21
		March 30, 2004	at St. Louis	1-0	18
4	Patrick Roy	November 18, 1991	at Montreal	1-0	12
		December 4, 1996	at Colorado	2-0	36
		October 5, 1997	at Colorado	3-0	34
		November 24, 2001	at Colorado	2-0	11
4	Marty Turco	December 7, 2001	at Dallas	5-0	24
		October 15, 2002	at Dallas	2-0	21
		November 7, 2005	at Dallas	4-0	16
		November 17, 2010	vs Chicago	5-0	18
3	Ed Belfour	November 7, 1993	at Chicago	3-0	23
		February 1, 1995	vs Chicago	7-0	22
		January 31, 1996	vs Chicago	4-0	35
3	Curtis Joseph	February 20, 1995	at St. Louis	4-0	21
		March 7, 2000	vs Toronto	2-0	33
		February 27, 2007	vs Phoenix	3-0	26
3	Mikka Kiprusoff	October 15, 2005	at Calgary	1-0	33
		January 20, 2007	vs Calgary	4-0	32
		December 10, 2011	at Calgary	3-0	21
3	Kirk McLean	March 16, 1989	at Vancouver	3-0	22
		November 21, 1992	at Vancouver	9-0	27
		October 13, 1997	at Vancouver	3-0	33
3	Jaroslav Halak	March 24, 2011	at St. Louis	4-0	12
		January 19, 2012	at St. Louis	1-0	15
		March 23, 2013	vs. St. Louis	3-0	19
3	Roberto Luongo	October 25, 2009	at Vancouver	2-0	27
		April 7, 2012	at Vancouver	3-0	17
		December 13, 2013	at Vancouver	4-0	19
2	Don Beaupre	March 11, 1986	at Minnesota	4-0	27
		October 28, 1990	vs Washington	1-0	31
2	Sean Burke	January 15, 1989	at New Jersey	1-0	26
		February 9, 2001	at Phoenix	2-0	38
2	Byron Dafoe	February 9, 1999	vs Boston	2-0	31
		November 6, 2001	at Boston	1-0 (OT)	20
2	Jeff Hackett	December 17, 1997	vs Chicago	0-0 (OT)	30
		March 24, 1999	vs Montreal	2-0	32
2	Dominik Hasek	March 27, 1998	vs Buffalo	1-0	20
		November 8, 2006	at Detroit	3-0	16
2	Johan Hedberg	January 19, 2002	vs Pittsburgh	1-0	25
		October 11, 2003	at Vancouver	3-0	14
2	Jonas Hiller	February 13, 2011	vs Anaheim	4-0	12
		January 13, 2012	vs Anaheim	5-0	33
2	Nikolai Khabibulin	November 26, 1995	at Winnipeg	4-0	34
		October 22, 2008	at Chicago	3-0	23
2	Olaf Kolzig	December 16, 2000	at Washington	4-0	14
		January 11, 2004	at Washington	1-0	26



2	Patrick Lalime	January 11, 2003	vs Ottawa	2-0	20
		February 13, 2003	at Ottawa	2-0	24
2	Evgeni Nabokov	March 11, 2007	at San Jose	3-0	22
		January 29, 2008	vs San Jose	3-0	13
2	Daren Poppa	November 1, 1985	vs Buffalo	2-0	37
		January 3, 1996	vs Tampa Bay	5-0	28
2	Tommy Soderstrom	January 10, 1993	at Philadelphia	4-0	29
		February 25, 1996	at NY Islanders	2-0	25
2	Tim Thomas	February 13, 2007	at Boston	3-0	32
		October 27, 2008	vs Boston	1-0 (OT)	27
2	Roman Turek	October 3, 2001	at Calgary	1-0	24
		April 12, 2002	vs Calgary	1-0	36
2	Jimmy Howard	November 11, 2011	at Detroit	3-0	24
		March 7, 2013	at Detroit	3-0	22
2	Martin Jones	December 17, 2013	at Los Angeles	3-0	24
		April 10, 2014	vs. Los Angeles	3-0	17
1	Jonathon Bernier	March 29, 2011	vs Los Angeles	2-0	32
1	Ben Bishop	February 25, 2011	vs St. Louis	5-0	39
1	Gary Bromley	April 1, 1980	at Vancouver	5-0	22
1	Ilya Bryzgalov	November 23, 2010	at Phoenix	5-0	23
1	Roman Cechmanek	November 9, 2000	at Philadelphia	2-0	28
1	Dan Cloutier	December 20, 2003	vs Vancouver	3-0	24
1	Ty Conklin	November 17, 2008	at Detroit	4-0	21
1	Wade Flaherty	April 7, 1995	at San Jose	5-0	26
1	Manny Fernandez	December 3, 2003	vs Minnesota	1-0	34
1	Jean-Sebastien Giguere	April 5, 2002	at Anaheim	2-0	26
1	Mario Gosselin	October 27, 1987	at Quebec	5-0	21
1	Josh Harding	March 1, 2007	vs Minnesota	5-0	30
1	Guy Hebert	April 3, 1996	at Anaheim	1-0	27
1	Braden Holtby	March 9, 2011	at Washington	5-0	22
1	Kelly Hrudey	March 26, 1991	at Los Angeles	2-0	33
1	Arturs Irbe	December 15, 1998	at Carolina	3-0	29
1	Manny Legace	April 11, 2006	at Detroit	2-0	20
1	Clint Malarchuk	January 2, 1988	at Washington	2-0	28
1	Steve Mason	February 26, 2009	vs Columbus	1-0	19
1	Jamie McLennan	October 14, 2003	at Calgary	1-0	19
1	Greg Millen	February 12, 1984	at Hartford	11-0	28
1	Andy Moog	October 20, 1989	vs Boston	3-0	11
1	Fredrik Norrena	December 2, 2006	vs Columbus	4-0	23
1	Jonathan Quick	April 2, 2012	at Los Angeles	2-0	19
1	Andre Racicot	January 2, 1991	vs Montreal	3-0	24
1	Tuukka Rask	October 31, 2009	at Boston	2-0	19
1	Jeff Reese	October 25, 1992	vs Calgary	4-0	21
1	Mike Richter	February 27, 1993	vs NY Rangers	1-0	29
1	Dwayne Roloson	February 13, 2004	at Minnesota	3-0	28
1	Bob Sauve	October 15, 1980	at Buffalo	2-0	15
1	Richard Sevigny	January 12, 1981	at Montreal	5-0	20
1	Steve Shields	April 3, 2000	vs San Jose	1-0	20
1	Mikhail Shtalenkov	February 27, 1998	vs Anaheim	4-0	26
1	Al Smith	November 17, 1979	at Hartford	4-0	23
1	Billy Smith	March 12, 1981	vs NY Islanders	5-0	36
1	Jocelyn Thibault	February 8, 2003	vs Chicago	3-0	29
1	Mike Vernon	February 4, 1998	vs San Jose	3-0	21
1	Tomas Vokoun	March 24, 2007	vs Nashville	4-0	26
1	Pekka Rinne	March 8, 2013	at Nashville	6-0	22
1	Corey Schneider	April 4, 2013	at Vancouver	4-0	16
1	Victor Fasth	April 22, 2013	vs. Anaheim	3-0	20
1	James Reimer	October 29, 2013	vs. Toronto	4-0	43
1	Peter Mrazek	November 2, 2013	vs. Detroit	5-0	14
1	Kari Lehtonen	November 13, 2013	vs. Dallas	3-0	22
1	Brian Elliott	December 21, 2013	vs. St. Louis	6-0	23
1	Chad Johnson	February 1, 2014	at Boston	4-0	22
1	Darcy Kuemper	February 27, 2014	vs. Minnesota	3-0	21
1	Cam Talbot	March 30, 2014	vs. N.Y. Rangers	5-0	26



OILERS PENALTY SHOTS (1979-80 TO 2013-14)

REGULAR SEASON

PLAYER	DATE	OPPONENT	GOALTENDER	RESULT
Stan Weir	March 29, 1980	at Toronto	Mike Palmateer	GOAL
Wayne Gretzky	February 6, 1981	vs Winnipeg	Pierre Hamel	No Goal
Dave Lumley	December 2, 1981	at Quebec	Dan Bouchard	GOAL
Wayne Gretzky	January 16, 1982	at Toronto	Michel Larocque	No Goal
Wayne Gretzky	November 24, 1982	vs Washington	Pat Riggin	No Goal
Wayne Gretzky	January 19, 1983	vs Vancouver	Richard Brodeur	GOAL
Ken Linseman	October 26, 1983	at Toronto	Rick St. Croix	No Goal
Craig MacTavish	December 23, 1988	vs Calgary	Mike Vernon	GOAL
Jeff Beukeboom	October 6, 1990	vs Winnipeg	Rick Tabaracci	No Goal
Ken Linseman	January 9, 1991	at Detroit	Tim Cheveldae	No Goal
Scott Pearson	November 20, 1993	vs Toronto	Damian Rhodes	No Goal
Roman Oksiuta	February 4, 1994	vs Chicago	Ed Belfour	No Goal
Doug Weight	January 3, 1996	vs Tampa Bay	Daren Puppa	No Goal
Dean McAmmond	January 5, 1996	vs Florida	Mark Fitzpatrick	No Goal
Todd Marchant	November 13, 1996	at Ottawa	Damian Rhodes	No Goal
Todd Marchant	January 26, 1997	at Washington	Olaf Kolzig	No Goal
Doug Weight	October 8, 1997	vs NY Rangers	Mike Richter	GOAL
Anson Carter	November 11, 2001	at Carolina	Tom Barrasso	No Goal
Mike Comrie	December 28, 2002	vs Toronto	Ed Belfour	No Goal
Mike Comrie	April 3, 2003	vs San Jose	Vesa Toskala	No Goal
Ryan Smyth	March 4, 2004	at St. Louis	Chris Osgood	No Goal
Ryan Smyth	November 4, 2005	at St. Louis	Patrick Lalime	GOAL
Ryan Smyth	December 30, 2005	vs Nashville	Tomas Vokun	GOAL
Jarret Stoll	December 10, 2006	at Chicago	Nikolai Khabibulin	GOAL
Marc Pouliot	February 17, 2007	at Toronto	Andrew Raycroft	GOAL
Kyle Brodziak	January 3, 2008	at Nashville	Dan Ellis	No Goal
Sam Gagner	October 25, 2008	at Vancouver	Roberto Luongo	No Goal
Mike Comrie	March 9, 2010	vs Ottawa	Brian Elliott	No Goal
Magnus Paajarvi	December 12, 2010	vs Vancouver	Roberto Luongo	No Goal
Andrew Coglianio	March 17, 2011	vs Phoenix	Ilya Bryzgalov	No Goal
Teemu Hartikainen	April 2, 2011	@ Vancouver	Cory Schneider	No Goal
Taylor Hall	December 22, 2011	vs Minnesota	Nicklas Backstrom	No Goal
Shawn Horcoff	February 23, 2012	vs Philadelphia	Ilya Bryzgalov	No Goal
Taylor Hall	February 4, 2013	vs. Vancouver	Roberto Luongo	No Goal
Sam Gagner	November 10, 2013	at Chicago	Corey Crawford	No Goal

SUMMARY: 35 penalty shots have resulted in nine goals (Home 4 for 19; Road 5 for 15).

PLAYOFFS

Wayne Gretzky	April 28, 1984	at Minnesota	Don Beaupre	GOAL
Petr Klima	May 18, 1990	at Boston	Rejean Lemelin	No Goal
Chris Pronger	June 5, 2006	at Carolina	Cam Ward	GOAL

SUMMARY: Three penalty shots have resulted in two goals (Home 0 for 0; Road 2 for 3).



PENALTY SHOTS VS OILERS (1979-80 TO 2013-14)

REGULAR SEASON

PLAYER	DATE	OPPONENT	GOALTENDER	RESULT
Mike Foligno	March 26, 1980	at Detroit	Ron Low	No Goal
Ron Duguay	January 9, 1984	at Detroit	Grant Fuhr	No Goal
Brent Peterson	January 13, 1984	at Buffalo	Grant Fuhr	No Goal
Rocky Trottier	December 17, 1984	at New Jersey	Andy Moog	GOAL
Claude Loiselle	October 28, 1989	at Quebec	Bill Ranford	No Goal
Tom Kurvers	March 10, 1990	at Toronto	Bill Ranford	No Goal
Greg Adams	December 1, 1991	vs Vancouver	Bill Ranford	No Goal
Alexander Mogilny	January 10, 1992	at Buffalo	Bill Ranford	No Goal
Mario Lemieux	March 17, 1992	at Pittsburgh	Bill Ranford	No Goal
Dave Gagner	October 28, 1992	vs Minnesota	Bill Ranford	No Goal
C.J. Young	December 27, 1992	vs Calgary	Bill Ranford	No Goal
Benoit Hogue	February 16, 1993	at NY Islanders	Ron Tugnutt	GOAL
Robert Reichel	February 7, 1994	at Calgary	Bill Ranford	GOAL
Brett Hull	March 26, 1995	at St. Louis	Bill Ranford	No Goal
Valeri Kamensky	October 26, 1996	vs Colorado	Curtis Joseph	GOAL
Keith Tkachuk	January 24, 1998	at Phoenix	Bob Essensa	No Goal
J.F. Jomphe	April 15, 1998	vs Anaheim	Curtis Joseph	No Goal
Mike Sillinger	January 7, 2000	vs Tampa Bay	Tommy Salo	No Goal
Scott Pellerin	October 15, 2000	at Minnesota	Joaquin Gage	No Goal
Jeff Friesen	January 24, 2001	at San Jose	Dominic Roussel	No Goal
Brendan Shanahan	November 1, 2003	vs Detroit	Tommy Salo	No Goal
Jussi Jokinen	March 7, 2006	vs Dallas	Ty Conklin	GOAL
Jarome Iginla	October 5, 2006	vs Calgary	Dwayne Roloson	No Goal
Rick Nash	November 26, 2007	vs Columbus	Dwayne Roloson	No Goal
Shane Doan	January 10, 2008	vs Phoenix	Mathieu Garon	No Goal
Eric Staal	January 18, 2008	at Carolina	Mathieu Garon	GOAL
Milan Hejduk	October 12, 2008	vs Colorado	Mathieu Garon	GOAL
Jonathan Toews	March 20, 2009	at Chicago	Dwayne Roloson	No Goal
Patrick Sharp	October 14, 2009	at Chicago	Nikolai Khabibulin	No Goal
Fredrik Modin	April 10, 2010	at Los Angeles	Devan Dubnyk	No Goal
Tom Kostopolous	November 9, 2010	@ Carolina	Devan Dubnyk	No Goal
Mike Modano	November 11, 2010	@ Detroit	Nikolai Khabibulin	No Goal
Jarret Stoll	February 2, 2011	vs Los Angeles	Nikolai Khabibulin	No Goal
R.J. Umberger	March 3, 2011	vs Columbus	Devan Dubnyk	No Goal
Alex Tanguay	April 6, 2011	@ Calgary	Devan Dubnyk	No Goal
Jeff Skinner	December 7, 2011	vs Carolina	Devan Dubnyk	No Goal
Chris Stewart	February 29, 2012	vs St. Louis	Yann Danis	Goal
Keith Yandle	March 18, 2012	vs Phoenix	Devan Dubnyk	No Goal
Rick Nash	March 25, 2012	@ Columbus	Devan Dubnyk	Goal
Valeri Nichushkin	November 13, 2013	vs. Dallas	Devan Dubnyk	No Goal
Matt Stajan	March 22, 2014	vs. Calgary	Viktor Fasth	Goal

SUMMARY: 41 penalty shots have resulted in 10 goals (5-19 Home; 5-22 Away).

PLAYOFFS

Ron Sutter	May 28, 1985	vs Philadelphia	Grant Fuhr	No Goal
Dave Poulin	May 30, 1985	vs Philadelphia	Grant Fuhr	No Goal

SUMMARY: Two penalty shots have resulted in no goals (Home 0 for 2; Road 0 for 0).



EDMONTON OILERS 1979-80 RESULTS & STATISTICS

COACH	REGULAR SEASON					PLAYOFFS						
	GP	W	L	T	PTS	GF	GA	GP	W	L	GF	GA
Glenn Sather	80	28	39	13	69	301	322	3	0	3	6	12

4th Smythe Division, 16th Overall. Playoffs: Lost Preliminary Round 3-0 vs Philadelphia.

PLAYER	REGULAR SEASON					PLAYOFFS					GAME-BY-GAME RESULTS			RECORD
	GP	G	A	PTS	PIM	GP	G	A	PTS	PIM	DATE	OPPONENT	RESULT	
Wayne Gretzky	79	51	86	137	21	3	2	1	3	0	O. 10	@ Chi	L 2-4	0-1-0
Blair MacDonald	80	46	48	94	6	3	0	3	3	0	O. 13	DET	T 4-3	0-1-1
Stan Weir	79	33	33	66	40	3	0	0	0	2	O. 14	VAN	T 4-4	0-1-2
Brett Callighen	59	23	35	58	72	3	0	2	2	0	O. 19	QUE	T W 6-3	1-1-2
Dave Lumley	80	20	38	58	138	3	1	0	1	12	O. 21	MIN	T 5-5	1-1-3
Don Murdoch (NJR)	56	23	19	42	16	-	-	-	-	-	O. 23	@ NYI	T 3-3	1-1-4
(EDM)	10	5	2	7	4	3	2	0	2	0	O. 24	@ NYR	L 2-10	1-2-4
(TOT)	66	28	21	49	20	-	-	-	-	-	O. 26	@ Atl	L 3-7	1-3-4
Dave Hunter	80	12	31	43	103	3	0	0	0	7	O. 28	WSH	L 4-6	1-4-4
Doug Hicks	78	9	31	40	52	3	0	0	0	2	O. 30	@ Stl	L 1-2	1-5-4
Ron Chipperfield	67	18	19	37	24	-	-	-	-	-	N. 2	NYI	W 7-5	2-5-4
Risto Siltanen	64	6	29	35	26	2	0	0	0	2	N. 3	BOS	L 1-2	2-6-4
Mark Messier	75	12	21	33	120	3	1	2	3	2	N. 7	@ Det	L 3-5	2-7-4
Pat Price	75	11	21	32	134	3	0	0	0	11	N. 8	@ Bos	L 2-4	2-8-4
Kevin Lowe	64	2	19	21	70	3	0	1	1	0	N. 11	TOR	L 3-6	2-9-4
Don Ashby (COL)	11	0	1	1	4	-	-	-	-	-	N. 13	@ Wsh	W 5-3	3-9-4
(EDM)	18	10	9	19	0	-	-	-	-	-	N. 15	@ Phi	L 3-5	3-10-4
(TOT)	29	10	10	20	4	-	-	-	-	-	N. 17	@ Hfd	L 0-4	3-11-4
Cam Connor	38	7	13	20	136	-	-	-	-	-	N. 18	@ Buf	L 7-9	3-12-4
Al Hamilton	31	4	15	19	20	1	0	0	0	0	N. 21	@ Tor	T 4-4	3-12-5
Lee Fogolin	80	5	10	15	104	3	0	0	0	4	N. 24	PHI	T 2-2	3-12-6
Dave Semenko	67	6	7	13	135	3	0	0	0	2	N. 28	CHI	W 4-2	4-12-9
Colin Campbell	72	2	11	13	196	3	0	0	0	11	N. 30	NYI	W 5-1	5-12-6
Bill Flett	20	5	2	7	2	-	-	-	-	-	D. 5	@ Min	L 1-6	5-13-6
Peter Driscoll	39	1	5	6	54	3	0	0	0	0	D. 9	@ Wpg	L 3-8	5-14-6
Dan Newman	10	3	1	4	0	-	-	-	-	-	D. 9	HFD	W 3-0	6-14-6
Kari Makkonen	9	2	2	4	0	-	-	-	-	-	D. 12	ATL	T 5-5	6-14-7
Ron Low (QUE)	15	0	2	2	0	-	-	-	-	-	D. 14	MTL	W 5-3	7-14-7
(EDM)	11	0	1	1	0	3	0	0	0	0	D. 16	WPG	L 3-4	7-15-7
(TOT)	26	0	3	3	0	-	-	-	-	-	D. 19	DET	L 4-6	7-16-7
Jim Corsi	26	0	3	3	6	-	-	-	-	-	D. 21	@ Col	L 4-5	7-17-7
Ed Mio	34	0	1	1	4	-	-	-	-	-	D. 22	@ LA	L 3-9	7-18-7
John Bednarski	1	0	0	0	0	-	-	-	-	-	D. 26	COL	W 4-3	8-18-7
Bob Dupuis	1	0	0	0	0	-	-	-	-	-	D. 28	@ Van	W 5-3	9-18-7
Ron Carter	2	0	0	0	0	-	-	-	-	-	J. 30	QUE	L 1-2	9-19-7
Mike Forbes	2	0	0	0	0	-	-	-	-	-	J. 2	HFD	T 3-3	9-19-8
Bryon Baltimore	2	0	0	0	0	-	-	-	-	-	J. 5	LA	T 3-3	9-19-9
Jim Harrison	3	0	0	0	0	-	-	-	-	-	J. 7	@ Mtl	L 3-4	9-20-9
Mike Toal	3	0	0	0	0	-	-	-	-	-	J. 9	@ Que	L 2-3	9-21-9
Ron Areshenkoff	4	0	0	0	0	-	-	-	-	-	J. 11	NYR	L 2-6	9-22-9
Alex Tidey	5	0	0	0	8	-	-	-	-	-	J. 13	BUF	W 6-5	10-22-9
Don Cutts	6	0	0	0	6	-	-	-	-	-	J. 17	@ Wsh	W 5-2	11-22-9
Poul Popiel	10	0	0	0	0	-	-	-	-	-	J. 17	@ Bos	L 1-7	11-23-9
Wayne Bianchin	11	0	0	0	7	-	-	-	-	-	J. 19	@ Pit	W 5-2	12-23-9
Dave Dryden	14	0	0	0	0	-	-	-	-	-	J. 20	@ Buf	T 4-4	12-23-10
											J. 23	PIT	W 4-3	13-23-10
											J. 26	TOR	W 8-3	14-23-10
											J. 27	PHI	L 3-5	14-24-10
											J. 29	@ Stl	L 2-3	14-25-10
											F. 30	@ LA	W 8-1	15-25-10
											F. 1	WPG	W 9-2	16-25-10
											F. 3	LA	W 5-3	17-25-10
											F. 6	STL	L 3-6	17-26-10
											F. 8	ATL	L 2-4	17-27-10
											F. 10	@ Wpg	T 2-2	17-27-11
											F. 13	@ Min	W 5-3	18-27-11
											F. 15	WSH	W 8-2	19-27-11
											F. 17	STL	T 5-5	19-27-12
											F. 19	@ Hfd	L 2-6	19-28-12
											F. 20	@ NYR	L 1-4	19-29-12
											F. 22	@ Col	L 1-3	19-30-12
											F. 24	BOS	L 4-4	19-31-12
											F. 27	@ Chi	W 5-2	20-31-12
											F. 29	BUF	L 2-4	20-32-12
											M. 1	VAN	L 2-5	20-33-12
											M. 5	@ NYI	L 4-6	20-34-12
											M. 6	@ NYI	L 4-5	20-35-12
											M. 8	@ Mtl	L 4-5	20-36-12
											M. 9	@ Phi	L 3-5	20-37-12
											M. 12	@ Que	W 6-3	21-37-12
											M. 14	CHI	W 6-4	22-37-12
											M. 15	MTL	L 3-7	22-38-12
											M. 19	NYR	W 4-2	23-38-12
											M. 21	PIT	W 9-2	24-38-12
											M. 25	@ Atl	W 5-4	25-38-12
											M. 26	@ Det	W 5-2	26-38-12
											M. 29	@ Tor	W 8-5	27-38-12
											A. 1	@ Van	L 0-1	27-39-12
											A. 2	MIN	T 1-1	27-39-13
											A. 4	COL	W 6-2	28-39-13



EDMONTON OILERS 1980-81 RESULTS & STATISTICS

COACH	REGULAR SEASON						PLAYOFFS					
	GP	W	L	T	PTS	GF	GA	GP	W	L	GF	GA
Bryan Watson (4-9-5) & Glen Sather (25-26-11)	80	29	35	16	74	328	327	9	5	4	35	35

4th Smythe Division, 14th Overall. Playoffs: Won Preliminary Round 3-0 vs Montreal, Lost Quarter-Final 4-2 vs NY Islanders.

PLAYER	REGULAR SEASON					PLAYOFFS					GAME-BY-GAME RESULTS			RECORD	
	GP	G	A	PTS	PIM	GP	G	A	PTS	PIM	DATE	OPPONENT	RESULT		
Wayne Gretzky	80	55	109	164	28	9	7	14	21	4	O. 10	QUE	L	4-7	0-1-0
Jari Kurri	75	32	43	75	40	9	5	7	12	4	O. 12	COL	L	2-3	0-2-0
Mark Messier	72	23	40	63	102	9	2	5	7	13	O. 15	@ Buf	L	0-5	0-3-0
Brett Callighen	55	25	35	60	32	9	4	4	8	6	O. 18	@ NYI	L	5-5	0-3-1
Glenn Anderson	58	30	23	53	24	9	5	7	12	12	O. 19	@ NYR	W	4-2	1-3-1
Matti Hagman	75	20	33	53	16	9	4	1	5	6	O. 22	CGY	W	5-3	2-3-1
Risto Siltanen	79	17	36	53	54	9	2	0	2	8	O. 24	MIN	L	2-4	2-4-1
Blair MacDonald	51	19	24	43	27	-	-	-	-	-	O. 26	LA	T	4-4	2-4-2
Kevin Lowe	79	10	24	34	94	9	0	2	2	11	O. 29	TOR	T	4-4	2-4-3
Stan Weir	70	12	20	32	40	5	0	0	0	2	N. 1	WSH	T	2-2	2-4-4
Paul Coffey	74	9	23	32	130	9	4	3	7	22	N. 3	PIT	T	4-4	2-4-5
Pat Price	59	8	24	32	193	-	-	-	-	-	N. 5	@ Van	L	3-4	2-5-5
Lee Fogolin	80	13	17	30	137	9	0	0	0	12	N. 9	@ Wpg	W	4-2	3-5-5
Dave Hunter	78	12	16	28	98	9	0	0	0	28	N. 13	STL	L	4-6	3-6-5
Doug Hicks	59	5	16	21	76	9	1	1	2	4	N. 15	@ Phi	L	1-4	3-7-5
Garry Unger (LA)	58	10	10	20	40	-	-	-	-	-	N. 16	@ Chi	W	5-4	3-8-5
(EDM)	13	0	0	0	6	8	0	0	0	2	N. 19	VAN	L	4-6	4-9-5
(TOT)	71	10	10	20	46	-	-	-	-	-	N. 23	BUF	W	6-3	5-9-5
Dave Semenko	58	11	8	19	80	9	0	0	0	5	N. 25	@ Col	L	3-4	5-10-5
Don Murdoch	40	10	9	19	18	-	-	-	-	-	N. 26	CHI	W	10-3	6-10-5
Pat Hughes (PIT)	58	10	9	19	161	-	-	-	-	-	N. 28	@ Hfd	L	4-6	6-11-5
(EDM)	2	0	0	0	0	5	0	0	0	2	N. 29	@ Bos	L	3-6	6-12-5
(TOT)	60	10	9	19	161	-	-	-	-	-	D. 5	NYR	L	1-5	6-13-5
Garry Lariviere (QUE)	52	3	13	16	50	-	-	-	-	-	D. 7	HFD	W	6-4	7-13-5
(EDM)	13	0	2	2	6	9	0	3	3	8	D. 10	NYI	L	2-3	7-14-5
(TOT)	65	3	15	18	56	-	-	-	-	-	D. 13	@ Mtl	L	1-4	7-15-5
Dave Lumley	53	7	9	16	74	7	1	0	1	4	D. 14	@ Que	L	3-6	7-16-5
Curt Brackenbury	58	2	7	9	153	2	0	0	0	0	D. 16	@ Det	L	1-4	7-17-5
Charlie Huddy	12	2	5	7	6	-	-	-	-	-	D. 17	@ Wsh	L	2-5	7-18-5
Don Ashby	6	2	3	5	2	-	-	-	-	-	D. 20	MTL	L	4-3	8-18-5
Peter Driscoll	21	2	3	5	43	-	-	-	-	-	D. 23	@ LA	L	4-7	8-19-5
Eddie Mio	43	0	5	5	6	-	-	-	-	-	D. 27	DET	T	4-4	8-19-6
John Hughes	18	0	3	3	18	-	-	-	-	-	D. 28	PHI	L	1-2	8-20-6
Ron Low	24	0	3	3	0	-	-	-	-	-	D. 30	@ Cgy	L	3-5	8-21-6
Tom Roulston	11	1	1	2	2	-	-	-	-	-	J. 2	BOS	W	7-5	9-21-6
Tom Roulston	11	1	1	2	2	-	-	-	-	-	J. 3	TOR	W	4-1	10-21-6
Gary Edwards	15	0	2	2	0	1	0	0	0	0	J. 7	WSH	W	6-3	11-21-6
Roy Sommer	3	1	0	1	7	-	-	-	-	-	J. 9	HFD	L	6-6	11-21-7
Andy Moog	7	0	1	1	0	9	0	0	0	0	J. 11	@ Que	W	6-3	12-21-7
Tom Bladon	1	0	0	0	0	-	-	-	-	-	J. 12	@ Mtl	L	0-5	12-22-7
Peter LoPresti	2	0	0	0	0	-	-	-	-	-	J. 14	@ Tor	W	7-4	13-22-7
											J. 16	@ Buf	L	5-5	13-22-8
											J. 17	@ Stl	L	6-7	13-23-8
											J. 21	VAN	L	5-1	14-23-8
											J. 23	NYR	L	4-7	14-24-8
											J. 24	@ Min	L	1-6	14-25-8
											J. 28	MTL	W	9-1	15-25-8
											J. 30	CHI	W	4-2	16-25-8
											F. 1	@ Wsh	L	4-7	16-26-8
											F. 3	@ Stl	L	3-3	16-26-9
											F. 4	@ Chi	L	3-6	16-27-9
											F. 6	WPG	W	10-4	17-27-9
											F. 8	CGY	L	4-10	17-28-9
											F. 13	QUE	L	2-2	17-29-9
											F. 15	BUF	L	6-4	17-29-9
											F. 18	STL	T	9-2	18-29-10
											F. 20	BOS	L	1-5	18-30-10
											F. 21	@ Wpg	W	5-1	19-30-10
											F. 24	@ LA	L	2-5	19-31-10
											F. 25	PHI	W	6-2	20-31-10
											F. 27	DET	W	5-2	21-31-10
											F. 28	@ Col	L	1-3	21-32-10
											M. 3	@ NYI	T	8-8	21-32-11
											M. 4	@ NYR	L	5-5	21-32-12
											M. 7	@ Phi	W	5-3	22-32-12
											M. 8	NYI	L	4-6	22-33-12
											M. 12	NYI	L	0-3	22-34-12
											M. 15	@ Cgy	T	3-3	22-34-12
											M. 16	PIT	T	7-6	23-34-13
											M. 18	@ Min	T	5-3	23-34-13
											M. 20	MIN	T	1-1	24-34-14
											M. 21	LA	L	6-6	24-34-15
											M. 23	@ Bos	L	2-7	24-35-15
											M. 25	@ Hfd	W	7-2	25-35-15
											M. 28	@ Det	W	4-2	26-35-15
											M. 29	@ Pit	W	5-2	27-35-15
											A. 1	COL	T	4-4	27-35-16
											A. 3	@ Van	W	7-2	28-35-16
											A. 4	WPG	W	7-2	29-35-16



EDMONTON OILERS 1981-82 RESULTS & STATISTICS

COACH	REGULAR SEASON					PLAYOFFS						
	GP	W	L	T	PTS	GF	GA	GP	W	L	GF	GA
Glenn Sather	80	48	17	15	111	417	295	5	2	3	23	27

1st Smythe Division, 2nd Overall. Playoffs: Lost Smythe Division Semi-Final 3-2 vs Los Angeles.

PLAYER	REGULAR SEASON					PLAYOFFS					GAME-BY-GAME RESULTS			RECORD
	GP	G	A	PTS	PIM	GP	G	A	PTS	PIM	DATE	OPPONENT	RESULT	
Wayne Gretzky	80	92	120	212	26	5	5	7	12	8	O. 7	COL	W. 7-4	1-0-0
Glenn Anderson	80	38	67	105	71	5	2	5	7	8	O. 9	@ Van	L. 2-6	1-1-0
Paul Coffey	80	29	60	89	106	5	1	1	2	6	O. 10	@ LA	W. 7-4	2-1-0
Mark Messier	78	50	38	88	119	5	1	2	3	8	O. 14	WPG	L. 2-4	2-2-0
Jari Kurri	71	32	54	86	32	5	2	5	7	10	O. 16	CGY	L. 8-4	3-2-0
Dave Lumley	66	32	42	74	96	5	2	1	3	21	O. 18	@ Chi	L. 5-7	3-3-0
Risto Siltanen	63	15	48	63	24	5	3	2	5	10	O. 20	@ Cgy	W. 5-4	4-3-0
Matti Hagman	72	21	38	59	18	3	1	0	1	0	O. 21	HFD	W. 5-2	5-3-0
Pat Hughes	68	24	22	46	99	5	2	1	3	6	O. 23	PIT	W. 8-3	6-3-0
Kevin Lowe	80	9	31	40	63	5	0	3	3	0	O. 24	@ Col	W. 3-1	7-3-0
Dave Hunter	63	16	22	38	63	5	0	1	1	26	O. 27	@ NYI	L. 3-4	7-4-0
Laurie Boschman (TOR)	54	9	19	28	150	-	-	-	-	-	O. 28	@ NYR	W. 5-3	8-4-0
(EDM)	11	2	3	5	37	3	0	1	1	4	O. 31	QUE	W. 11-4	9-4-0
(TOT)	65	11	22	33	187	-	-	-	-	-	N. 4	TOR	W. 6-4	10-4-0
Lee Fogolin	80	4	25	29	154	5	1	1	2	14	N. 7	COL	L. 4-5	10-5-0
Brett Callighen	46	8	19	27	28	2	0	0	0	2	N. 11	@ Hfd	L. 4-4	10-5-1
Dave Semenko	59	12	12	24	194	4	0	0	0	2	N. 12	@ Bos	T. 2-5	10-6-1
Doug Hicks	49	3	20	23	55	-	-	-	-	-	N. 14	@ NYI	T. 5-5	10-6-2
Garry Lariviere	62	1	21	22	41	4	0	1	1	0	N. 15	@ NYR	W. 5-3	11-6-2
Garry Unger	46	7	13	20	69	4	1	0	1	23	N. 17	@ Stl	W. 5-1	12-6-2
Stan Weir	51	3	13	16	13	-	-	-	-	-	N. 19	@ Min	T. 2-2	12-6-3
Charlie Huddy	41	4	11	15	48	5	1	2	3	14	N. 21	VAN	W. 8-3	13-6-7
Tom Roulston	35	11	3	14	22	5	1	0	1	2	N. 23	DET	W. 8-4	14-8-3
Mike Forbes	16	1	7	8	26	-	-	-	-	-	N. 25	LA	W. 11-4	15-6-3
Grant Fuhr	48	0	6	6	6	5	0	1	1	0	N. 27	CHI	W. 8-1	16-6-3
Ken Berry	15	2	3	5	9	-	-	-	-	-	N. 29	@ Wpg	W. 10-2	17-6-3
Marc Habscheid	7	1	3	4	2	-	-	-	-	-	D. 1	@ Mtl	T. 3-3	17-6-4
Lance Nethery (NYR)	5	0	0	0	0	-	-	-	-	-	D. 2	@ Que	L. 8-9	17-7-4
(EDM)	3	0	2	2	2	-	-	-	-	-	D. 4	VAN	W. 7-3	18-7-4
(TOT)	8	0	2	2	2	-	-	-	-	-	D. 5	@ Van	T. 3-3	18-7-5
Curt Brackenbury	14	0	2	2	12	-	-	-	-	-	D. 9	@ LA	T. 5-5	18-7-6
Andy Moog	8	0	1	1	2	-	-	-	-	-	D. 13	NYI	W. 4-3	19-7-6
Todd Strueby	3	0	0	0	0	-	-	-	-	-	D. 16	@ Col	W. 7-4	20-7-6
Walt Poddubny	4	0	0	0	0	-	-	-	-	-	D. 17	@ Cgy	W. 5-4	21-7-6
Don Jackson	8	0	0	0	18	-	-	-	-	-	D. 19	MIN	W. 9-6	22-7-6
Ron Low	29	0	0	0	2	-	-	-	-	-	D. 20	CGY	L. 5-7	22-8-6
Randy Gregg	-	-	-	-	-	4	0	2	2	12	D. 23	VAN	W. 6-1	23-8-6
											D. 27	LA	W. 10-3	24-8-6
											D. 30	PHI	W. 7-5	25-8-6
											D. 31	@ Van	L. 1-3	25-9-6
											J. 2	BOS	T. 4-4	25-9-7
											J. 6	CGY	W. 5-3	26-9-7
											J. 9	@ Cgy	W. 7-2	27-9-7
											J. 10	@ Wsh	L. 1-5	27-10-7
											J. 13	@ Cgl	L. 6-6	27-10-8
											J. 14	@ Phi	L. 2-8	27-11-8
											J. 16	@ Tor	L. 1-7	27-12-8
											J. 17	@ Det	T. 4-4	27-12-9
											J. 20	STL	W. 8-6	28-12-9
											J. 22	@ Van	W. 4-3	29-12-9
											J. 24	COL	W. 7-4	30-12-9
											J. 26	@ Van	W. 6-4	31-12-9
											J. 27	@ Chi	T. 3-3	31-12-10
											J. 29	BUF	W. 3-1	32-12-10
											J. 31	PHI	W. 7-4	33-12-10
											F. 3	MTL	L. 3-6	33-13-10
											F. 6	TOR	W. 5-1	34-13-10
											F. 7	NYR	W. 8-4	35-13-10
											F. 12	WSH	W. 5-3	36-13-10
											F. 14	MIN	T. 2-2	36-13-11
											F. 17	BOS	W. 7-4	37-13-11
											F. 19	HTF	W. 7-4	38-13-11
											F. 21	@ Buf	W. 7-3	39-13-11
											F. 24	@ Det	W. 6-3	40-13-11
											F. 27	@ Pit	W. 4-1	41-13-11
											F. 28	@ Wsh	L. 4-1	42-13-11
											M. 2	@ Mtl	T. 3-3	42-13-12
											M. 3	@ Que	L. 4-6	42-14-12
											M. 6	@ Col	L. 2-5	42-15-12
											M. 10	@ LA	L. 2-3	42-16-12
											M. 12	BUF	L. 2-3	42-17-12
											M. 13	VAN	W. 5-3	43-17-12
											M. 15	LA	T. 3-3	43-17-13
											M. 17	PIT	W. 10-4	44-17-13
											M. 19	CGY	T. 3-3	44-17-14
											M. 25	@ Cgy	W. 7-2	45-17-14
											M. 26	@ Col	T. 6-6	45-17-15
											M. 28	@ LA	W. 6-2	46-17-15
											M. 31	LA	W. 7-3	47-17-15
											A. 4	WPG	W. 2-1	48-17-15



EDMONTON OILERS 1982-83 RESULTS & STATISTICS

COACH	REGULAR SEASON					PLAYOFFS						
	GP	W	L	T	PTS	GF	GA	GP	W	L	GF	GA
Glen Sather	80	47	21	12	106	424	315	16	11	5	80	50

1st Smythe Division, 3rd Overall. Playoffs: Stanley Cup Finalists; Won Smythe Division Semi-Final 3-0 vs Winnipeg, Won Smythe Division Final 4-1 vs Calgary, Won Campbell Conference Final 4-0 vs Chicago, Lost Stanley Cup Final 4-0 vs NY Islanders.

PLAYER	REGULAR SEASON					PLAYOFFS					GAME-BY-GAME RESULTS				
	GP	G	A	PTS	PIM	GP	G	A	PTS	PIM	DATE	OPPONENT	RESULT	RECORD	
Wayne Gretzky	80	71	125	196	59	16	12	26	38	4	O. 5	CGY	W.	7-5	1-0-0
Mark Messier	77	48	58	106	72	15	15	6	21	14	O. 8	NYI	L.	4-6	1-1-0
Glenn Anderson	72	48	56	104	70	16	10	10	20	32	O. 9	@ Van	L.	6-3	2-1-0
Jari Kurri	80	45	59	104	22	16	8	15	23	8	O. 12	@ Cgy	L.	4-9	2-2-0
Paul Coffey	80	29	67	96	87	16	7	7	14	14	O. 14	@ Hfd	T.	4-4	2-2-1
Ken Linseman	72	33	42	75	181	16	6	8	14	22	O. 16	@ Bos	T.	6-6	2-2-2
Charlie Huddy	76	20	37	57	58	15	1	6	7	10	O. 17	@ Buf	L.	4-6	2-3-2
Willy Lindstrom (WPG)	63	20	25	45	8	-	-	-	-	-	O. 20	HFD	W.	4-3	3-3-2
(EDM)	10	6	5	11	2	16	2	11	13	4	O. 21	BOS	L.	3-5	3-4-2
(TOT)	73	26	30	56	10	-	-	-	-	-	O. 24	@ Wpg	L.	5-9	3-5-2
Pat Hughes	80	25	20	45	85	16	2	5	7	14	O. 27	CHI	T.	4-4	3-5-3
Tom Roulston	67	19	21	40	24	16	1	2	3	0	O. 29	LA	W.	6-3	4-5-3
Kevin Lowe	80	6	34	40	43	16	1	8	9	10	O. 31	VAN	L.	2-2	4-6-3
Dave Lumley	72	13	24	37	158	16	0	0	0	19	N. 3	WVR	W.	7-1	5-6-3
Jaroslav Pouzar	74	15	18	33	57	1	2	0	2	0	N. 8	@ Que	L.	5-5	6-6-4
Dave Hunter	80	13	18	31	120	16	4	7	11	60	N. 10	@ Pit	L.	4-5	6-7-4
Randy Gregg	80	6	22	28	54	16	2	4	6	13	N. 11	@ NJ	L.	5-1	7-7-4
Dave Semenko	75	12	15	27	141	15	1	1	2	69	N. 13	@ Phi	W.	4-3	8-7-4
Laurie Boschman	62	8	12	20	183	-	-	-	-	-	N. 14	@ NYR	W.	7-2	9-7-4
Lee Fogolin	72	0	18	18	92	16	0	5	5	36	N. 16	@ NYI	L.	2-4	9-8-4
Don Habscheid	32	3	10	13	14	-	-	-	-	-	N. 20	VAN	T.	3-3	9-8-5
Don Jackson	71	2	8	10	136	16	3	3	6	30	N. 21	QUE	L.	7-9	9-9-5
Andy Moog	50	0	4	4	16	16	0	1	1	2	N. 24	WSH	T.	3-3	9-9-6
John Blum	5	0	3	3	24	-	-	-	-	-	N. 26	@ Wpg	W.	6-5	10-9-6
Garry Unger	16	2	0	2	8	1	0	0	0	0	N. 28	@ Det	W.	7-5	11-9-6
Garry Lariviere	17	0	2	2	14	1	0	1	1	2	D. 1	PHI	L.	2-4	11-10-6
L. Middlebrook (NJ)	9	0	1	1	2	-	-	-	-	-	D. 4	CGY	W.	7-5	12-10-6
(EDM)	1	0	0	0	0	-	-	-	-	-	D. 5	LA	W.	7-3	13-10-6
(TOT)	10	0	1	1	2	-	-	-	-	-	D. 7	STL	W.	3-2	14-10-6
Todd Strueby	1	0	0	0	0	-	-	-	-	-	D. 9	@ LA	T.	3-3	14-10-7
Ron Low	3	0	0	0	0	-	-	-	-	-	D. 11	@ Min	L.	4-5	14-11-7
Don Nachbaur	4	0	0	0	17	2	0	0	0	7	D. 17	NJ	W.	10-4	15-11-7
Grant Fuhr	32	0	0	0	6	1	0	0	0	0	D. 19	MTL	W.	5-2	16-11-7
Ray Cote	-	-	-	-	-	14	3	2	5	4	D. 22	MIN	W.	8-2	17-11-7
											D. 23	@ LA	W.	6-2	18-11-7
											D. 26	@ Cgy	T.	4-4	18-11-8
											D. 29	CHI	L.	6-8	18-12-8
											D. 31	@ Van	W.	8-1	19-12-8
											J. 1	WPG	W.	5-3	20-12-8
											J. 4	@ Cgy	W.	6-3	21-12-8
											J. 5	@ Wpg	W.	8-3	22-12-8
											J. 7	PIT	W.	2	23-12-8
											J. 9	DET	L.	3-4	23-13-8
											J. 11	@ Stl	W.	7-5	24-13-8
											J. 12	@ Chi	W.	10-4	25-13-8
											J. 15	@ Min	W.	10-4	26-13-8
											J. 18	@ LA	T.	3-3	26-13-9
											J. 19	VAN	W.	9-4	27-13-9
											J. 22	@ Van	L.	3-4	27-14-9
											J. 23	LA	W.	8-6	28-14-9
											J. 26	TOR	T.	6-6	28-14-10
											J. 29	CGY	W.	5-4	29-14-10
											J. 30	NYI	L.	2-4	29-15-10
											F. 3	LA	L.	4-7	29-16-10
											F. 4	MTL	W.	7-3	30-16-10
											F. 11	QUE	W.	7-3	31-16-10
											F. 14	@ Mtl	L.	2-4	31-17-10
											F. 17	@ Phi	L.	3-7	31-18-10
											F. 19	@ Pit	W.	10-7	32-18-10
											F. 20	@ Buf	W.	5-4	33-18-10
											F. 22	@ Cgy	L.	1-4	33-19-10
											F. 23	WSH	W.	6-3	34-19-10
											F. 25	STL	L.	5-5	34-19-11
											F. 27	WPG	T.	3-0	35-19-11
											M. 1	@ NJ	W.	4-3	36-19-11
											M. 2	@ Wsh	W.	5-3	37-19-11
											M. 5	@ Tor	L.	6-3	38-19-11
											M. 6	@ Bos	W.	2-5	38-20-11
											M. 8	@ Hft	W.	9-4	39-20-11
											M. 11	NYR	W.	3-1	40-20-11
											M. 13	BUF	W.	6-2	41-20-11
											M. 16	VAN	W.	4-3	42-20-11
											M. 19	DET	W.	9-7	43-20-11
											M. 21	@ Tor	W.	4-1	44-20-11
											M. 23	@ Wpg	L.	4-7	44-21-11
											M. 26	@ LA	W.	9-3	45-21-11
											M. 29	@ Van	W.	7-4	46-21-11
											A. 1	WPG	W.	7-2	47-21-11
											A. 3	CGY	T.	3-3	47-21-12



EDMONTON OILERS 1983-84 RESULTS & STATISTICS

COACH	REGULAR SEASON					PLAYOFFS						
	GP	W	L	T	PTS	GF	GA	GP	W	L	GF	GA
Glenn Sather	80	57	18	5	119	446	314	19	15	4	94	56

STANLEY CUP CHAMPIONS, 1st Smythe Division, 1st Overall. Playoffs: Won Smythe Division Semi-Final 3-0 vs Winnipeg, Won Smythe Division Final 4-3 vs Calgary, Won Campbell Conference Final 4-0 vs Minnesota, Won Stanley Cup Final 4-1 vs NY Islanders.

PLAYER	REGULAR SEASON				PLAYOFFS				GAME-BY-GAME RESULTS			RECORD	
	GP	G	A	PIM	GP	G	A	PIM	DATE	OPPONENT	RESULT		
Wayne Gretzky	74	87	118	205	39	19	13	22	35	12	O. 5 TOR	W. 5-4	1-0-0
Paul Coffey	80	40	86	126	104	19	8	14	22	21	O. 7 @ Wpg	W. 8-6	2-0-0
Jari Kurri	64	52	61	113	14	19	14	14	28	13	O. 9 MIN	W. 4-3	3-0-0
Mark Messier	73	37	64	101	165	19	8	18	26	19	O. 12 DET	W. 8-3	4-0-0
Glenn Anderson	80	54	45	99	65	19	6	11	17	33	O. 15 @ Cgy	W. 4-3	5-0-0
Ken Linseman	72	18	49	67	119	19	10	4	14	65	O. 16 CGY	W. 5-1	6-0-0
Pat Hughes	77	27	28	56	61	19	2	11	13	12	O. 19 @ Van	W. 10-1	7-0-0
Dave Hunter	80	22	26	48	90	17	5	5	10	14	O. 20 @ LA	L. 2-7	7-1-0
Kevin Lowe	80	4	42	46	59	19	3	7	10	16	O. 22 VAN	T. 5-5	7-1-1
Charlie Huddy	75	8	34	42	43	12	1	9	10	8	O. 26 @ Tor	L. 3-8	7-2-1
Randy Gregg	80	13	27	40	56	19	3	7	10	21	O. 29 @ Mtl	W. 2-1	8-2-1
Willy Lindstrom	73	22	16	38	38	19	5	5	10	10	O. 30 @ NYR	W. 5-4	9-2-1
Kevin McClelland (PIT)	24	2	4	6	62	-	-	-	-	-	N. 2 WSH	W. 11-3	10-2-1
(EDM)	52	8	20	28	127	18	4	6	10	42	N. 5 PIT	W. 7-3	11-2-1
(TOT)	76	10	24	34	189	-	-	-	-	-	N. 6 @ Wpg	W. 8-5	12-2-1
Jaroslav Pouzar	67	13	19	32	44	14	1	2	3	12	N. 8 NYR	W. 7-4	13-3-3
Dave Lumley	56	6	15	21	68	19	2	5	7	44	N. 9 @ Wsh	W. 7-4	14-2-1
Lee Fogolin	80	5	16	21	125	19	1	4	5	23	N. 12 @ Det	W. 7-3	15-2-1
Don Jackson	64	8	12	20	120	19	1	2	3	32	N. 13 @ Chi	L. 3-5	15-3-1
Dave Semenko	52	6	11	17	118	19	5	5	10	44	N. 18 BUF	W. 7-0	16-3-1
Grant Fuhr	45	0	14	14	6	16	0	3	3	4	N. 19 NJ	W. 13-4	17-3-1
Tom Roulston	24	5	7	12	16	-	-	-	-	-	N. 21 WPG	W. 7-6	18-3-1
Pat Conacher	45	2	8	10	31	3	1	0	1	2	N. 23 @ LA	W. 7-3	19-3-1
Rick Chartraw (NYR)	4	0	0	0	4	-	-	-	-	-	N. 25 @ Min	T. 2-2	19-3-2
(EDM)	24	2	6	8	21	1	0	0	0	2	N. 26 @ Stl	L. 6-8	19-4-2
(TOT)	28	2	6	8	25	-	-	-	-	-	N. 30 PHI	T. 3-3	19-4-3
Ken Berry	13	2	3	5	10	-	-	-	-	-	D. 3 LA	W. 7-3	20-4-3
Raimo Summanen	2	1	4	5	2	5	1	4	5	0	D. 7 NYI	L. 2-4	20-5-3
Kari Jalonen (CGY)	9	0	3	3	0	-	-	-	-	-	D. 10 VAN	W. 5-4	21-6-3
(EDM)	3	0	0	0	0	-	-	-	-	-	D. 13 @ NYI	L. 2-3	21-6-3
(TOT)	12	0	3	3	0	-	-	-	-	-	D. 10 @ Van	L. 5-8	21-7-3
Jim Playfair	2	1	1	2	2	-	-	-	-	-	D. 14 @ NYR	L. W. 9-4	22-7-3
Tom Gorence	12	1	1	2	0	-	-	-	-	-	D. 17 QUE	W. 8-1	23-7-3
Gord Sherven	2	1	0	1	0	-	-	-	-	-	D. 18 @ Wpg	W. 7-5	24-7-3
Marc Habscheid	9	1	0	1	6	-	-	-	-	-	D. 21 WPG	W. 7-4	25-7-3
Todd Strueby	1	0	1	1	2	-	-	-	-	-	D. 23 CGY	T. 5-5	25-7-4
John Blum	4	0	1	1	2	-	-	-	-	-	D. 26 @ Cgy	W. 6-3	26-7-4
Andy Moog	38	0	1	1	4	7	0	0	0	2	D. 28 @ Van	W. 4-2	27-7-4
Dean Clark	1	0	0	0	0	-	-	-	-	-	D. 30 BOS	W. 2-0	28-7-4
Steve Graves	2	0	0	0	0	-	-	-	-	-	J. 3 @ Cgy	W. 9-6	29-7-4
Reg Kerr	3	0	0	0	0	-	-	-	-	-	J. 7 MIN	W. 12-8	30-7-4
Ray Cote	13	0	0	0	2	-	-	-	-	-	J. 7 HFD	W. 5-3	31-7-4
Larry Melnyk	-	-	-	-	-	6	0	1	1	2	J. 9 @ Det	W. 5-3	32-7-4
GOALTENDER	GP	MINS	GA	SO	GAA.	W-L-T	GP	MIN	GA	GAA.	W-L		
Andy Moog	38	2212	139	1	3.77	27-8-1	7	263	12	2.74	4-0		
Grant Fuhr	45	2625	171	1	3.91	30-10-4	16	883	44	2.99	11-4		



EDMONTON OILERS 1984-85 RESULTS & STATISTICS

COACH	REGULAR SEASON					PLAYOFFS						
	GP	W	L	T	PTS	GF	GA	GP	W	L	GF	GA
Glen Sather	80	49	20	11	109	401	298	18	15	3	98	57

STANLEY CUP CHAMPIONS. 1st Smythe Division, 2nd Overall. Playoffs: Won Smythe Division Semi-Final 3-0 vs Los Angeles, Won Smythe Division Final 4-0 vs Winnipeg, Won Campbell Conference Final 4-2 vs Chicago, Won Stanley Cup Final 4-1 vs Philadelphia.

PLAYER	REGULAR SEASON					PLAYOFFS					GAME-BY-GAME RESULTS				
	GP	G	A	PTS	PIM	GP	G	A	PTS	PIM	DATE	OPPONENT	RESULT	RECORD	
Wayne Gretzky	80	73	135	208	52	18	17	30	47	4	O. 11	@ LA	T, 2-2	OT	0-0-1
Jari Kurri	73	71	64	135	30	18	19	12	31	6	O. 12	STL	W, 6-1		1-0-1
Paul Coffey	80	37	84	121	97	18	12	25	37	44	O. 14	QUE	W, 5-2		2-0-1
Mike Krushelnyski	80	43	45	88	60	18	5	8	13	22	O. 16	BOS	W, 7-2		3-0-1
Glenn Anderson	80	42	39	81	69	18	10	16	26	38	O. 18	@ Min	W, 7-5		4-0-1
Mark Napier (MIN)	39	10	18	28	2	-	-	-	-	-	O. 19	@ Wpg	W, 7-4		5-0-1
(EDM)	33	9	26	35	19	18	5	5	10	7	O. 21	CGY	W, 6-4		6-0-1
(TOT)	72	19	44	63	21	-	-	-	-	-	O. 24	WSH	T, 3-3	OT	6-0-2
Mark Messier	55	23	31	54	57	18	12	13	25	12	O. 26	LA	W, 8-2		7-0-2
Charlie Huddy	80	7	44	51	46	18	3	17	20	17	O. 30	VAN	W, 7-0		8-0-2
Dave Hunter	80	17	19	36	122	18	2	5	7	33	N. 2	CHI	W, 4-2		9-0-2
Willy Lindstrom	80	12	20	32	18	18	5	1	6	8	N. 4	@ Wpg	W, 2-1		10-0-2
Dave Lumley (HTF)	48	8	20	28	98	-	-	-	-	-	N. 6	@ Pit	T, 3-3	OT	10-0-3
(EDM)	12	1	3	4	13	8	0	0	0	29	N. 8	@ NJ	W, 3-2		11-0-3
(TOT)	60	9	23	32	111	-	-	-	-	-	N. 9	@ Wsh	W, 8-5		12-0-3
Pat Hughes	73	12	13	25	85	10	1	1	2	4	N. 11	@ Phi	L, 2-4		12-1-3
Kevin Lowe	80	4	21	25	104	16	0	5	5	8	N. 14	MTL	L, 2-4		12-2-3
Kevin McClelland	62	8	15	23	212	18	1	3	4	12	N. 15	@ Cgy	L, 2-6		12-3-3
Randy Gregg	57	3	20	23	32	17	0	6	6	75	N. 17	VAN	W, 7-0		13-3-3
Don Jackson	78	3	17	20	141	9	0	0	0	64	N. 21	WPG	W, 7-5		14-3-3
Dave Semenko	69	6	12	18	167	14	0	0	0	39	N. 24	STL	W, 7-6		15-3-3
Bill Carroll	65	8	9	17	22	9	0	0	0	4	N. 27	@ Tor	W, 7-1		16-3-3
Lee Fogolin	79	4	13	17	126	18	3	1	4	16	N. 29	@ Bos	W, 4-2		17-3-3
Gord Sherven	37	9	7	16	10	-	-	-	-	-	N. 30	@ Hfd	W, 4-2		18-3-3
Jaroslav Pouzar	33	4	8	12	28	9	2	1	3	2	D. 5	NYI	W, 6-4		19-3-3
Larry Melnyk	28	0	11	11	25	12	1	3	4	26	D. 7	MIN	W, 6-3		20-3-3
Marc Habscheid	26	5	3	8	4	-	-	-	-	-	D. 8	@ Van	L, 2-3	OT	20-4-3
Raimo Summanen	9	0	4	4	0	-	-	-	-	-	D. 13	@ LA	L, 2-7		20-5-3
Grant Fuhr	46	0	3	3	6	18	0	3	3	2	D. 15	@ Stl	L, 8-5		21-5-3
Marco Baron	1	0	0	0	0	-	-	-	-	-	D. 17	@ NJ	L, 2-5		21-6-3
Daryl Reaugh	1	0	0	0	0	-	-	-	-	-	D. 19	LA	L, 7-3		22-6-3
Ray Cote	2	0	0	0	2	-	-	-	-	-	D. 21	VAN	L, 1-3		22-7-3
Steve Smith	2	0	0	0	2	-	-	-	-	-	D. 22	CGY	W, 7-1		23-7-3
Mike Zanier	3	0	0	0	0	-	-	-	-	-	D. 26	@ Cgy	W, 6-5		24-7-3
Andy Moog	39	0	0	0	8	2	0	0	0	0	D. 29	DET	W, 6-3		25-7-3
Esa Tikkanen	-	-	-	-	-	3	0	0	0	2	D. 30	@ Van	T, 7-7	OT	25-7-4
											J. 2	PHI	L, 2-5		25-8-4
											J. 4	WPG	W, 7-4		26-8-4
											J. 6	@ Wpg	W, 7-2		27-8-4
											J. 8	@ Que	W, 4-0		28-8-4
											J. 10	@ Mtl	W, 5-2		29-8-4
											J. 12	@ Pit	L, 4-4		29-9-4
											J. 13	@ Buf	L, 4-4		30-9-4
											J. 16	NYI	L, 3-3	OT	30-9-5
											J. 18	@ Van	T, 4-4	OT	30-9-6
											J. 19	VAN	W, 7-5		31-9-6
											J. 21	LA	W, 8-7		32-9-6
											J. 25	NJ	W, 4-2		33-9-6
											J. 26	PIT	W, 6-3		34-9-6
											J. 28	CGY	W, 4-3		35-9-6
											J. 29	@ Cgy	W, 4-2		36-9-6
											F. 2	NYR	W, 5-1		37-9-6
											F. 3	HFD	W, 6-3		38-9-6
											F. 6	@ Wpg	L, 2-6		38-10-6
											F. 8	@ Min	L, 5-3		39-10-6
											F. 9	@ Det	W, 5-5		40-10-6
											F. 15	@ NYR	L, 7-8		40-11-6
											F. 16	@ Phi	L, 4-5		40-12-6
											F. 18	@ Buf	W, 6-4		41-12-6
											F. 19	@ Tor	W, 9-4		42-12-6
											F. 22	QUE	W, 6-3		43-12-6
											F. 23	WSH	T, 3-3	OT	43-12-7
											F. 27	MTL	L, 1-4		43-13-7
											M. 1	LA	L, 4-5		43-14-7
											M. 3	WPG	L, 3-6		43-15-7
											M. 5	@ Cgy	T, 5-5		44-15-7
											M. 9	NYR	W, 3-3	OT	44-15-8
											M. 10	@ Van	L, 3-3		44-15-8
											M. 13	DET	T, 4-4	OT	44-16-8
											M. 15	BUF	T, 4-4	OT	45-16-9
											M. 17	@ LA	L, 4-5		45-17-9
											M. 20	CHI	W, 6-4		46-17-9
											M. 22	TOR	T, 3-3	OT	46-17-10
											M. 26	@ NYI	W, 7-5		47-17-10
											M. 28	@ Bos	L, 7-8		47-18-10
											M. 29	@ Hfd	L, 3-6		47-19-10
											M. 31	@ Chi	W, 7-3		48-19-10
											A. 2	@ LA	W, 6-4		49-19-10
											A. 5	CGY	L, 5-5	OT	49-19-11
											A. 6	WPG	T, 5-6		49-20-11



EDMONTON OILERS 1985-86 RESULTS & STATISTICS

COACH	REGULAR SEASON					PLAYOFFS						
	GP	W	L	T	PTS	GF	GA	GP	W	L	GF	GA
Glenn Sather	80	56	17	7	119	426	310	10	6	4	41	30

1st Smythe Division, 1st Overall. Playoffs: Won Smythe Division Semi-Final 3-0 vs Vancouver, Lost Smythe Division Final 4-3 vs Calgary.

PLAYER	REGULAR SEASON					PLAYOFFS					GAME-BY-GAME RESULTS				
	GP	G	A	PTS	PIM	GP	G	A	PTS	PIM	DATE	OPPONENT	RESULT	RECORD	
Wayne Gretzky	80	52	163	215	46	10	8	11	19	2	O. 10	WPG	W. 4-3	1-0-0	
Paul Coffey	79	48	90	138	120	10	1	9	10	30	O. 13	STL	W. 6-3	2-0-0	
Jari Kurri	78	68	63	131	22	10	2	10	12	4	O. 16	NYI	W. 6-4	3-0-0	
Glenn Anderson	72	54	48	102	90	10	8	3	11	14	O. 18	BOS	W. 3-2	4-0-0	
Mark Messier	63	35	49	84	68	10	4	6	10	18	O. 20	@ LA	W. 8-5	5-0-0	
Mark Napier	80	24	32	56	14	10	1	4	5	0	O. 23	@ Wpg	L. 3-9	5-1-0	
Craig MacTavish	74	23	24	47	70	10	4	4	8	11	O. 25	CGY	W. 5-3	6-1-0	
Charlie Huddy	76	6	35	41	55	7	0	2	2	0	O. 28	@ Cgy	W. 6-4	7-1-0	
Mike Krushelnyski	54	16	24	40	22	10	4	5	9	16	O. 30	WPG	W. 7-3	8-1-0	
Raimo Summanen	73	19	18	37	16	5	1	1	2	0	N. 1	BUF	L. 0-2	8-2-0	
Dave Hunter	62	15	22	37	77	10	2	3	5	23	N. 3	TOR	W. 7-1	9-2-0	
Kevin McClelland	79	11	25	36	266	10	1	0	1	32	N. 5	@ Van	W. 6-4	10-2-0	
Randy Gregg	64	2	26	28	47	10	1	0	1	12	N. 6	@ LA	T. 4-4	10-2-1	
Lee Fogolin	80	4	22	26	129	8	0	2	2	10	N. 8	VAN	W. 13-0	11-2-1	
Steve Smith	55	4	20	24	166	6	0	1	1	14	N. 12	@ Wsh	L. 2-5	11-3-1	
Marty McSorley	59	11	12	23	265	8	0	2	2	50	N. 14	@ Phi	L. 3-5	11-4-1	
Dave Lumley	46	11	9	20	35	3	0	2	2	2	N. 16	@ NYI	T. 4-4	11-4-2	
Dave Semenko	69	6	12	18	141	6	0	0	0	32	N. 17	@ NYR	W. 3-2	12-4-2	
Kevin Lowe	74	2	16	18	90	10	1	3	4	15	N. 19	@ Que	W. 5-4	13-4-2	
Esa Tikkanen	35	7	6	13	28	8	3	2	5	7	N. 20	@ Mtl	W. 5-4	14-4-2	
Don Jackson	45	2	8	10	93	8	0	0	0	21	N. 23	NJ	W. 3-2	15-4-2	
Mike Rogers (NYR)	9	1	3	4	2	-	-	-	-	-	N. 27	VAN	T. 5-5	15-4-3	
(EDM)	8	1	0	1	0	-	-	-	-	-	N. 30	HFD	W. 8-5	16-4-3	
(TOT)	17	2	3	5	2	-	-	-	-	-	D. 1	CGY	W. 7-3	17-4-3	
Gord Sherven (MIN)	13	0	2	2	11	-	-	-	-	-	D. 3	@ LA	W. 8-4	18-4-3	
(EDM)	5	1	1	2	4	-	-	-	-	-	D. 5	MIN	T. 6-6	18-4-4	
(TOT)	18	1	3	4	15	-	-	-	-	-	D. 7	LIN	W. 8-4	19-4-4	
Risto Jalo	3	0	3	3	0	-	-	-	-	-	D. 8	CHI	W. 4-3	20-4-4	
Grant Fuhr	40	0	2	2	0	9	0	1	1	0	D. 10	@ Stl	L. 3-7	20-5-4	
Andy Moog	47	0	2	2	8	1	0	0	0	0	D. 11	@ Chi	W. 12-9	21-5-4	
Ken Solheim	6	1	0	1	5	-	-	-	-	-	D. 13	@ Wpg	W. 6-3	22-5-4	
Jeff Brubaker (TOR)	21	0	0	0	67	-	-	-	-	-	D. 15	VAN	W. 5-3	23-5-4	
(EDM)	4	1	0	1	12	-	-	-	-	-	D. 18	WSH	L. 2-5	23-6-4	
(TOT)	25	1	0	1	79	-	-	-	-	-	D. 20	LA	W. 9-4	24-6-4	
Dean Hopkins	1	0	0	0	0	-	-	-	-	-	D. 22	WPG	L. 5-7	24-7-4	
Mike Moller	1	0	0	0	0	-	-	-	-	-	D. 25	@ Van	W. 5-3	25-7-4	
Selmar Odelein	4	0	0	0	0	-	-	-	-	-	D. 29	PHI	W. 4-3	26-7-4	
Jeff Beukeboom	-	-	-	-	-	1	0	0	0	4	D. 31	@ Cgy	W. 4-3	27-7-4	
GOALTENDER	GP	MINS	GA	SO	GAA	W-L-T	GP	MIN	GA	GAA	W-L	J. 2	HFD	W. 4-3	28-7-4
Andy Moog	47	2664	164	1	3.69	27-9-7	1	60	1	1.00	1-0	J. 4	CGY	W. 6-3	29-7-4
Grant Fuhr	40	2184	143	0	3.93	29-8-0	9	541	28	3.11	5-4	J. 5	CGY	W. 6-3	29-7-4
												J. 8	@ Tor	L. 9-11	29-8-4
												J. 10	@ Que	L. 3-5	29-9-4
												J. 11	@ Mtl	W. 6-3	30-9-4
												J. 13	@ Bos	W. 5-3	31-9-4
												J. 15	@ Hfd	W. 4-1	32-9-4
												J. 18	NYR	L. 4-5	32-10-4
												J. 22	PIT	L. 4-7	32-11-4
												J. 24	NJ	W. 7-6	33-11-4
												J. 25	LA	W. 5-2	34-11-4
												J. 27	@ Chi	W. 4-3	35-11-4
												J. 29	@ Stl	T. 5-5	35-11-5
												J. 31	CGY	W. 7-4	36-11-5
												F. 1	@ NYI	L. 4-4	36-11-6
												F. 6	@ Wsh	L. 4-5	37-12-6
												F. 8	@ Buf	L. 2-4	37-13-6
												F. 9	@ Det	W. 3-2	38-13-6
												F. 11	QUE	W. 8-2	39-13-6
												F. 14	BUF	W. 7-5	40-13-6
												F. 16	TOR	W. 9-5	41-13-6
												F. 19	BOS	L. 5-6	41-14-6
												F. 22	MTL	W. 3-2	42-14-6
												F. 24	@ Wpg	W. 8-2	43-14-6
												M. 2	PHI	W. 2-1	44-14-6
												M. 4	@ Van	W. 6-2	45-14-6
												M. 5	LA	W. 6-3	46-14-6
												M. 7	PIT	W. 5-3	47-14-6
												M. 9	@ LA	W. 7-3	48-14-6
												M. 11	@ Min	L. 0-4	48-15-6
												M. 12	@ Wpg	W. 8-5	49-15-6
												M. 14	DET	W. 12-3	50-15-6
												M. 18	WPG	W. 6-2	51-15-6
												M. 21	MIN	W. 5-4	52-15-6
												M. 25	@ Det	W. 7-2	53-15-6
												M. 26	@ NYR	W. 8-3	54-15-6
												M. 28	@ Pit	L. 2-4	54-16-6
												M. 29	@ NYI	T. 4-4	54-16-7
												A. 2	VAN	W. 8-4	55-16-7
												A. 4	@ Cgy	L. 3-9	55-17-7
												A. 6	@ Van	W. 3-2	56-17-7



EDMONTON OILERS 1986-87 RESULTS & STATISTICS

COACH	REGULAR SEASON					PLAYOFFS						
	GP	W	L	T	PTS	GF	GA	GP	W	L	GF	GA
Glen Sather	80	50	24	6	106	372	284	21	16	5	87	57

STANLEY CUP CHAMPIONS, 1st Smythe Division, 1st Overall. Playoffs: Won Smythe Division Semi-Final 4-1 vs Los Angeles, Won Smythe Division Final 4-0 vs Winnipeg, Won Campbell Conference Final 4-1 vs Detroit, Won Stanley Cup Final 4-3 vs Philadelphia.

PLAYER	REGULAR SEASON					PLAYOFFS					GAME-BY-GAME RESULTS			RECORD	
	GP	G	A	PTS	PIM	GP	G	A	PTS	PIM	DATE	OPPONENT	RESULT		
Wayne Gretzky	79	62	121	183	28	21	5	29	34	6	O. 9	@ Phi	L 1-2	0-1-0	
Jari Kurri	79	54	54	108	41	21	15	10	25	20	O. 11	@ Mtl	W 5-4	1-1-0	
Mark Messier	77	37	70	107	73	21	12	16	28	16	O. 12	@ Wpg	L 3-5	1-2-0	
Esa Tikkanen	76	34	44	78	120	21	7	2	9	20	O. 15	QUE	W 5-2	2-2-0	
Glenn Anderson	80	35	38	73	65	21	14	13	27	59	O. 17	DET	W 4-3	3-2-0	
Paul Coffey	59	17	50	67	49	17	3	8	11	30	O. 19	@ LA	W 6-7	3-3-0	
Kent Nilsson (MIN)	44	13	33	46	12	-	-	-	-	-	O. 21	CHI	L 9-1	4-3-0	
(EDM)	17	5	12	17	4	21	6	13	19	6	O. 22	@ Cgy	L 3-6	4-4-0	
(TOT)	61	18	45	63	16	-	-	-	-	-	O. 24	BOS	W 6-2	5-4-0	
Mike Krushelnyski	80	16	35	51	67	21	3	4	7	18	O. 26	VAN	W 3-2	6-4-0	
Craig MacTavish	79	20	19	39	55	21	1	9	10	16	O. 29	WSH	W 6-3	7-4-0	
Kevin Lowe	77	8	29	37	94	21	2	4	6	22	O. 31	@ Van	W 5-2	8-4-0	
Moe Lemay (VAN)	52	9	17	26	128	-	-	-	-	-	N. 2	LA	T 6-5	8-4-1	
(EDM)	10	1	2	3	36	9	2	1	3	11	N. 5	CGY	L 1-3	8-5-1	
(TOT)	62	10	19	29	164	-	-	-	-	-	N. 7	@ Cgy	L 4-6	8-6-1	
Craig Muni	79	7	22	29	85	14	0	2	2	17	N. 8	MTL	W 4-3	9-6-1	
Kevin McClelland	72	12	13	25	238	21	3	4	7	18	N. 11	@ NYI	W 3-2	10-6-1	
Randy Gregg	52	8	16	24	42	18	3	6	9	17	N. 13	@ Bos	L 3-4	10-7-1	
Steve Smith	62	7	15	22	165	15	1	3	4	45	N. 15	@ Hfd	W 8-1	11-8-1	
Mark Napier	62	8	13	21	2	-	-	-	-	-	N. 16	@ NYR	W 5-4	12-8-1	
Charlie Huddy	58	4	15	19	35	21	2	4	6	22	N. 19	VAN	W 5-2	13-8-1	
Raimo Summanen	48	10	7	17	15	-	-	-	-	-	N. 22	Nyr	W 5-6	13-9-1	
Dave Hunter	77	6	9	15	75	21	3	3	6	20	N. 24	@ Cgy	L 5-6	13-9-1	
Reijo Ruotsalainen	16	5	8	13	6	21	2	5	7	10	N. 26	WPG	L 4-3	14-9-1	
Normand Lacombe (BUF)	39	4	7	11	8	-	-	-	-	-	N. 28	CHI	L 5-6	14-10-1	
(EDM)	1	0	0	2	-	-	-	-	-	-	D. 3	NYI	L 7-1	15-10-1	
(TOT)	40	4	7	11	10	-	-	-	-	-	D. 5	@ Pit	W 4-2	16-10-1	
Jeff Beukeboom	44	3	8	11	124	-	-	-	-	-	D. 7	@ Phi	L 2-5	16-11-1	
Marty McSorley	41	2	4	6	159	21	4	3	7	65	D. 9	@ Min	W 3-2	17-11-1	
Jaroslav Pouzar	12	2	3	5	6	5	1	1	2	2	D. 10	@ Wpg	W 6-1	18-11-1	
Stu Kulak	23	3	1	4	41	-	-	-	-	-	D. 12	WPG	W 4-2	19-11-1	
Danny Gare	18	1	3	4	6	-	-	-	-	-	D. 14	@ LA	W 5-3	20-11-1	
Lee Fogolin	35	1	3	4	17	-	-	-	-	-	D. 17	QUE	W 5-3	21-11-1	
Mike Moller	6	2	1	3	0	-	-	-	-	-	D. 19	VAN	W 4-2	22-11-1	
Steve Graves	12	2	0	2	0	-	-	-	-	-	D. 20	LA	T 8-8	22-11-2	
Grant Fuhr	44	0	2	2	6	19	0	1	1	0	D. 23	WPG	L 1-2	22-12-2	
Andy Moog	46	0	2	2	8	2	0	0	0	0	D. 28	Phi	L 6-4	23-12-2	
Dave Lumley	1	0	0	0	0	-	-	-	-	-	D. 30	@ Van	W 7-3	24-12-2	
Wayne Van Dorp	3	0	0	0	25	3	0	0	0	2	J. 3	@ LA	W 8-1	25-12-2	
Dave Semenko	5	0	0	0	0	-	-	-	-	-	J. 7	LA	L 1-6	25-13-2	
Kelly Buchberger	-	-	-	-	-	3	0	1	1	5	J. 9	STL	W 5-1	26-13-2	
GOALTENDER	GP	MIN	GA	SO	GAA.	W-L-T	GP	MIN	GA	GAA.	W-L	J. 11	CGY	W 5-3	27-13-2
Grant Fuhr	44	2388	137	0	3.44	22-13-3	19	1148	47	2.46	14-5	J. 13	@ Det	W 5-3	28-13-2
Andy Moog	46	2461	144	0	3.51	28-11-3	2	120	8	4.00	2-0	J. 15	@ Que	W 7-4	29-13-2
												J. 17	@ Tor	L 7-4	30-13-2
												J. 18	@ Buf	W 5-6	30-14-2
												J. 21	@ Wpg	W 5-3	31-14-2
												J. 23	Nyr	L 7-4	32-14-2
												J. 24	PIT	W 4-2	33-14-2
												J. 27	@ Van	T 4-4	33-14-3
												J. 28	VAN	W 7-3	34-14-3
												J. 30	MIN	T 2-2	34-14-4
												F. 1	@ Chi	L 4-6	34-15-4
												F. 3	@ Stl	W 4-2	35-15-4
												F. 4	@ Min	W 6-5	36-15-4
												F. 6	NYI	T 3-2	36-15-5
												F. 8	STL	L 7-5	36-15-5
												F. 15	WSH	L 9-5	37-16-5
												F. 18	TOR	L 9-2	38-16-5
												F. 22	@ Wpg	L 2-5	38-17-5
												F. 24	@ Pit	L 2-5	38-18-5
												F. 25	@ NY	L 2-5	38-19-5
												F. 27	@ Wsh	L 2-4	38-20-5
												M. 4	@ Van	W 8-5	39-20-5
												M. 6	LA	W 9-3	40-20-5
												M. 7	MTL	W 5-3	41-20-5
												M. 11	DET	W 5-3	42-20-5
												M. 15	BUF	W 5-3	43-20-5
												M. 15	Hfd	W 4-1	44-20-5
												M. 17	NJ	W 7-4	45-20-5
												M. 19	@ Cgy	L 4-5	45-21-5
												M. 20	CGY	L 3-6	45-22-5
												M. 23	@ NY	W 7-6	46-22-5
												M. 25	@ Hfd	W 5-3	47-22-5
												M. 26	@ Bos	L 1-4	47-23-5
												M. 28	@ Tor	L 2-4	47-24-5
												M. 29	@ Buf	W 3-2	48-24-5
												M. 31	WPG	W 5-4	49-24-5
												A. 2	CGY	T 4-4	49-24-6
												A. 4	@ LA	W 7-3	50-24-6



EDMONTON OILERS 1987-88 RESULTS & STATISTICS

COACH	REGULAR SEASON					PLAYOFFS						
	GP	W	L	T	PTS	GF	GA	GP	W	L	GF	GA
Glenn Sather	80	44	25	11	99	363	288	18	16	2	84	53

STANLEY CUP CHAMPIONS, 2nd Smyth Division, 3rd Overall. Playoffs: Won Smythe Division Semi-Final 4-1 vs Winnipeg, Won Smythe Division Final 4-0 vs Calgary, Won Campbell Conference Final 4-1 vs Detroit, Won Stanley Cup Final 4-0 vs Boston.

PLAYER	REGULAR SEASON				PLAYOFFS				DATE	OPPONENT	GAME-BY-GAME RESULTS	RECORD				
	GP	G	A	PTS	PIM	GP	G	A					PTS	PIM		
Wayne Gretzky	64	40	109	149	24	19	12	31	43	16	O. 9	DET	L	1-4	0-1-0	
Mark Messier	77	37	74	111	103	19	11	23	34	29	O. 11	@ LA	L	9-2	1-1-0	
Jari Kurri	80	43	53	96	30	19	14	17	31	12	O. 14	CGY	L	4-5	1-2-0	
Craig Simpson (PIT)	21	13	13	26	34	-	-	-	-	-	O. 16	@ Cgy	W	3-3	2-2-0	
(EDM)	59	43	21	64	43	19	13	6	19	26	O. 17	BOS	W	4-3	3-2-0	
(TOT)	80	56	34	90	77	-	-	-	-	-	O. 21	LA	W	6-2	4-2-0	
Glenn Anderson	80	38	50	88	58	19	9	16	25	49	O. 23	@ Van	W	5-4	5-2-0	
Esa Tikkanen	80	23	51	74	153	19	10	17	27	72	O. 24	VAN	W	9-5	6-2-0	
Geoff Courtnall (BOS)	62	32	26	58	108	-	-	-	-	-	O. 27	@ Que	L	0-5	6-3-0	
(EDM)	12	4	4	8	15	19	0	3	3	23	O. 28	@ Mtl	L	1-3	6-4-0	
(TOT)	74	36	30	66	123	-	-	-	-	-	O. 31	@ NJ	L	5-6	6-5-0	
Steve Smith	79	12	43	55	286	19	1	11	12	55	N. 1	@ NYR	W	7-6	7-5-0	
Mike Krushelnyski	76	20	27	47	64	19	4	6	10	12	N. 4	NYR	W	7-2	8-5-0	
Charlie Huddy	77	13	28	41	71	13	4	5	9	10	N. 5	@ Cgy	T	4-4	8-5-1	
Craig MacTavish	80	15	17	32	47	19	0	1	1	31	N. 9	BUF	W	5-0	9-5-1	
Keith Acton (MIN)	46	8	11	19	74	7	2	0	2	16	N. 10	@ LA	T	4-4	9-5-2	
(EDM)	26	3	6	9	21	-	-	-	-	-	N. 14	@ StL	W	6-5	10-6-2	
(TOT)	72	11	17	28	95	-	-	-	-	-	N. 15	@ Chi	W	4-1	11-6-2	
Dave Hannan (PIT)	21	4	3	7	23	-	-	-	-	-	N. 18	PIT	W	4-1	12-6-2	
(EDM)	51	9	11	20	43	12	1	1	2	8	N. 20	Que	W	4-1	12-6-2	
(TOT)	72	13	14	27	66	-	-	-	-	-	N. 22	@ Wpg	L	3-4	12-7-2	
Marty McSorley	60	9	17	26	223	16	0	3	3	67	N. 25	NJ	L	7-8	12-8-2	
Jeff Beukeboom	73	5	20	25	201	7	0	0	0	16	N. 27	CHI	W	4-3	13-8-2	
Kevin Lowe	70	9	15	24	89	19	0	2	2	26	N. 29	@ Buf	W	5-2	14-8-2	
Craig Muni	72	4	15	19	77	19	0	4	4	31	D. 1	@ Wsh	L	2-4	14-9-2	
Normand Lacombe	53	8	9	17	36	19	3	0	3	28	D. 2	@ Det	L	4-7	14-10-2	
Kevin McClelland	74	10	6	16	281	19	2	3	5	68	D. 5	TOR	W	5-2	15-10-2	
Chris Joseph (PIT)	17	0	4	4	12	-	-	-	-	-	D. 6	MIN	W	10-4	16-10-2	
(EDM)	24	0	8	8	18	-	-	-	-	-	D. 9	WPG	W	2-0	17-10-2	
(TOT)	24	0	8	8	18	-	-	-	-	-	D. 11	VAN	W	2-1	18-10-2	
Grant Fuhr	75	0	8	8	16	19	0	1	1	6	D. 12	@ Van	W	6-3	19-10-2	
Steve Graves	21	3	4	7	10	-	-	-	-	-	D. 16	@ LA	L	5-7	19-11-2	
Steve Dykstra (BUF)	27	1	1	2	91	-	-	-	-	-	D. 18	WPG	L	5-5	19-11-3	
(EDM)	15	2	3	5	39	-	-	-	-	-	D. 19	HFD	L	3-4	19-12-3	
(TOT)	42	3	4	7	130	-	-	-	-	-	D. 22	LA	W	5-2	19-13-3	
Dave Hunter	21	3	3	6	6	-	-	-	-	-	D. 26	@ Cgy	W	5-4	20-13-3	
Moe Mantha	25	0	6	6	26	-	-	-	-	-	D. 28	VAN	W	7-3	21-13-3	
Tom McMurthy	9	4	1	5	8	-	-	-	-	-	D. 30	PHI	W	6-0	22-13-3	
John Miner	14	2	3	5	16	-	-	-	-	-	J. 2	@ Wsh	L	0-2	22-14-3	
Ron Shudra	10	0	5	5	6	-	-	-	-	-	J. 4	@ Bos	T	2-2	22-14-4	
Jim Wiemer	12	1	2	3	15	2	0	0	0	2	J. 6	@ Hfd	W	5-1	23-14-4	
Randy Gregg	15	1	2	3	8	19	1	8	9	24	J. 8	@ Wpg	T	4-4	24-13-5	
Bill Ranford	6	0	2	2	0	-	-	-	-	-	J. 9	NV	W	3-2	25-13-5	
Selmar Odelein	12	0	2	2	33	-	-	-	-	-	J. 11	WSH	W	5-3	26-13-5	
Jim Ennis	5	1	0	1	10	-	-	-	-	-	J. 13	CGY	W	5-3	27-13-5	
Kelly Buchberger	19	1	0	1	81	-	-	-	-	-	J. 15	WPG	T	4-4	27-13-6	
Scott Metcalfe	2	0	0	0	0	-	-	-	-	-	J. 18	@ Mtl	L	4-6	27-14-6	
Warren Skrodzenski	3	0	0	0	0	-	-	-	-	-	J. 19	@ Que	T	4-4	27-14-7	
Moe Lemay	4	0	0	0	2	-	-	-	-	-	J. 21	@ Phi	L	1-3	27-15-7	
Dave Donnelly	4	0	0	0	4	-	-	-	-	-	J. 23	@ NYI	L	2-3	27-16-7	
Daryl Reaugh	6	0	0	0	0	-	-	-	-	-	J. 25	@ Pit	L	6-4	28-16-7	
GOALTENDER	REGULAR SEASON				PLAYOFFS											
	GP	MINS	GA	SO	GAA	W-L-T	GP	MIN	GA	GAA	W-L					
Bill Ranford	6	325	16	0	2.95	3-0-2	-	-	-	-	-	J. 29	CGY	L	4-5	28-17-7
Grant Fuhr	75	4304	246	4	3.43	40-24-9	19	1136	55	2.90	16-2	J. 30	HFD	W	5-2	29-17-7
Daryl Reaugh	6	176	14	0	4.77	1-1-0	-	-	-	-	-	F. 6	@ LA	W	8-7	30-17-7
Warren Skrodzenski	3	61	7	0	6.89	0-0-0	-	-	-	-	-	F. 11	@ Van	L	7-2	30-18-7
												F. 12	BOS	L	4-7	31-18-7
												F. 14	VAN	L	7-6	32-19-7
												F. 17	TOT	T	4-4	32-19-8
												F. 19	PIT	W	7-3	33-19-8
												F. 21	@ Wpg	W	4-3	34-19-8
												F. 23	@ StL	W	6-4	35-19-8
												F. 24	@ Chi	L	4-6	35-20-8
												F. 28	CGY	L	2-3	35-21-8
												M. 1	LA	W	5-3	36-21-8
												M. 4	PHI	W	7-4	37-21-8
												M. 5	@ Cgy	L	4-7	37-22-8
												M. 7	@ Wpg	W	6-0	38-22-8
												M. 9	MTL	L	1-4	38-23-8
												M. 12	@ Van	T	3-3	38-23-9
												M. 15	BUF	T	6-4	39-23-9
												M. 18	WPG	W	4-1	40-23-9
												M. 20	@ Min	T	5-5	40-23-10
												M. 22	@ Det	W	6-4	41-23-10
												M. 24	@ NYR	L	1-6	41-24-10
												M. 26	@ NYI	L	4-5	41-25-10
												M. 28	@ Tor	W	6-4	42-25-10
												M. 30	MIN	W	6-3	43-25-10
												A. 1	STL	W	5-2	44-25-10
												A. 3	LA	T	5-5	44-25-11



EDMONTON OILERS 1988-89 RESULTS & STATISTICS

COACH	REGULAR SEASON						PLAYOFFS					
	GP	W	L	T	PTS	GF	GA	GP	W	L	GF	GA
Glen Sather	80	38	34	8	84	325	306	7	3	4	20	25

3rd Smythe Division, 7th Overall. Playoffs: Lost Smythe Division Semi-Final 4-3 vs Los Angeles.

PLAYER	REGULAR SEASON					PLAYOFFS					GAME-BY-GAME RESULTS				RECORD
	GP	G	A	PTS	PIM	GP	G	A	PTS	PIM	DATE	OPPONENT	RESULT		
Jari Kurri	76	44	58	102	69	7	3	5	8	6	O. 7	NYI	W. 5-1	1-0-0	
Jimmy Carson	80	49	51	100	36	7	2	1	3	6	O. 9	WPG	W. 5-4	1-0-0	
Mark Messier	72	33	61	94	130	7	1	11	12	8	O. 12	VAN	L. 2-6	2-1-0	
Esa Tikkanen	67	31	47	78	92	7	1	3	4	12	O. 14	@ Cgy	L. 1-6	2-2-0	
Craig Simpson	66	35	41	76	80	7	2	0	2	10	O. 16	@ Wpg	T. 3-3	2-2-1	
Glenn Anderson	79	16	48	64	93	7	1	2	3	8	O. 17	MIN	T. 3-3	OT	
Craig MacTavish	80	21	31	52	55	7	0	1	1	8	O. 19	LA	W. 8-6	3-2-2	
Charlie Huddy	76	11	33	44	52	7	2	0	2	4	O. 23	@ Van	L. 5-6	3-3-2	
Tomas Jonsson (NYI)	53	9	23	32	34	-	-	-	-	-	O. 25	@ LA	W. 5-4	4-3-2	
(EDM)	20	1	10	11	22	4	2	0	2	6	O. 29	WSH	W. 4-3	OT	
(TOT)	73	10	33	43	56	-	-	-	-	-	O. 30	CHI	L. 2-5	5-4-2	
Normand Lacombe	64	17	11	28	57	7	2	1	3	21	N. 2	STL	W. 5-4	6-4-2	
Keith Acton	46	11	15	26	47	-	-	-	-	-	N. 4	BUF	L. 2-3	7-4-2	
Miroslav Frycer (DET)	23	7	8	15	47	-	-	-	-	-	N. 6	@ Det	L. 2-5	7-5-2	
(EDM)	14	5	5	10	18	-	-	-	-	-	N. 8	@ Pit	W. 7-3	8-5-2	
(TOT)	37	12	13	25	65	-	-	-	-	-	N. 9	@ NY	W. 3-2	OT	
Kevin Lowe	76	7	18	25	98	7	1	2	3	4	N. 12	@ Tor	W. 6-2	10-5-2	
Steve Smith	35	3	19	22	97	7	2	2	4	20	N. 13	@ Buf	W. 5-4	OT	
Kevin McClelland	79	6	14	20	161	7	0	2	2	16	N. 16	WPG	L. 1-2	OT	
Craig Muni	69	5	13	18	71	7	0	3	3	8	N. 19	TOR	W. 9-1	11-6-2	
Randy Gregg	57	3	15	18	28	7	1	0	1	6	N. 20	@ Wpg	L. 4-7	12-7-2	
Kelly Buchberger	66	5	9	14	234	-	-	-	-	-	N. 23	@ Min	T. 3-3	OT	
Craig Redmond	21	3	10	13	12	-	-	-	-	-	N. 24	@ Stl	W. 4-2	13-7-3	
Dave Hunter (WPG)	34	3	1	4	61	-	-	-	-	-	N. 26	@ Mtl	L. 5-7	14-8-3	
(EDM)	32	3	5	8	22	6	0	0	0	0	N. 28	@ Que	W. 7-4	15-8-3	
(TOT)	66	6	6	12	83	-	-	-	-	-	N. 30	VAN	W. 4-2	15-9-3	
Mark Lamb	20	2	8	10	14	6	0	2	2	8	D. 2	CGY	W. 10-6	16-9-3	
Chris Joseph	44	4	5	9	54	-	-	-	-	-	D. 4	NYR	W. 8-3	17-9-3	
Greg Adams	49	4	5	9	72	-	-	-	-	-	D. 7	QUE	L. 3-5	17-10-3	
Reed Larson	10	2	7	9	15	-	-	-	-	-	D. 8	@ Cgy	L. 6-7	17-11-3	
Doug Halward (DET)	18	0	1	1	36	-	-	-	-	-	D. 10	WPG	L. 6-7	18-11-3	
(EDM)	24	0	7	7	25	2	0	0	0	0	D. 14	@ Tor	W. 8-2	18-12-3	
(TOT)	42	0	8	8	61	-	-	-	-	-	D. 15	@ Bos	L. 3-4	OT	
Jeff Beukeboom	36	0	5	5	94	1	0	0	0	2	D. 17	@ Hfd	W. 4-2	19-12-3	
Dave Brown (PHI)	50	0	3	3	100	-	-	-	-	-	D. 19	@ Buf	T. 5-5	OT	
(EDM)	22	0	2	2	66	7	0	0	0	6	D. 21	VAN	L. 1-2	19-13-4	
(TOT)	72	0	5	5	166	-	-	-	-	-	D. 23	CGY	W. 4-1	20-13-4	
Martin Gelinas	6	1	2	3	0	-	-	-	-	-	D. 31	MTL	L. 2-4	20-14-4	
Doug Smith	19	1	1	2	9	-	-	-	-	-	J. 2	@ Min	W. 3-2	OT	
John LeBlanc	2	1	0	1	0	1	0	0	0	0	J. 4	QUE	W. 4-2	21-14-4	
Alan May	3	1	0	1	7	-	-	-	-	-	J. 7	@ Cgy	L. 2-7	22-14-4	
Mike Ware	2	0	1	1	11	-	-	-	-	-	J. 8	CGY	W. 6-0	23-15-4	
Ken Hammond	5	0	1	1	8	-	-	-	-	-	J. 10	@ LA	L. 4-5	OT	
Grant Fuhr	59	0	1	1	6	7	0	0	0	0	J. 13	@ Wsh	L. 3-5	23-16-4	
Nick Fotiu	1	0	0	0	0	-	-	-	-	-	J. 15	@ NY	L. 0-1	23-17-4	
Francois Leroux	2	0	0	0	0	-	-	-	-	-	J. 16	@ Chi	T. 2-2	OT	
Selmar Odelein	2	0	0	0	2	-	-	-	-	-	J. 18	@ Wpg	W. 9-4	24-18-5	
Kim Isell	4	0	0	0	0	-	-	-	-	-	J. 20	PHI	T. 1-1	OT	
Glen Cochrane (CHI)	6	0	0	0	13	-	-	-	-	-	J. 21	PIT	L. 2-7	24-19-6	
(EDM)	12	0	0	0	52	-	-	-	-	-	J. 23	NYR	L. 2-3	24-20-6	
(TOT)	18	0	0	0	65	-	-	-	-	-	J. 25	CHI	L. 3-6	24-21-6	
Bill Ranford	29	0	0	0	2	-	-	-	-	-	J. 28	@ LA	W. 7-6	25-21-6	
											J. 31	@ Van	L. 2-6	25-22-6	
											F. 1	VAN	W. 4-3	26-22-6	
											F. 3	DET	W. 8-5	27-22-6	
											F. 5	NY	L. 4-4	27-23-6	
											F. 9	@ Phi	L. 5-1	28-23-6	
											F. 11	@ Bos	L. 2-5	28-24-6	
											F. 12	@ NYR	L. 3-1	29-24-6	
											F. 14	@ NYI	L. 3-5	29-25-6	
											F. 17	WSH	L. 2-8	29-26-6	
											F. 19	BOS	L. 2-4	29-27-6	
											F. 21	HFD	W. 7-4	30-27-6	
											F. 24	LA	W. 4-1	31-27-6	
											F. 25	STL	W. 5-3	32-27-6	
											M. 1	MTL	W. 3-0	33-27-6	
											M. 3	@ Wpg	W. 7-4	34-27-6	
											M. 5	@ Pit	W. 4-2	35-27-6	
											M. 6	@ Phi	T. 4-4	OT	
											M. 8	@ Hfd	L. 3-7	35-28-7	
											M. 11	CGY	T. 5-5	OT	
											M. 12	LA	L. 3-6	35-29-8	
											M. 15	DET	L. 6-8	35-30-8	
											M. 16	@ Van	L. 0-3	35-31-8	
											M. 19	NYI	L. 3-2	36-31-8	
											M. 21	LA	L. 3-4	36-32-8	
											M. 23	WPG	L. 5-4	37-32-8	
											M. 25	@ LA	L. 2-4	37-33-8	
											M. 29	@ Van	W. 5-2	38-33-8	
											A. 2	@ Cgy	L. 2-4	38-34-8	



EDMONTON OILERS 1989-90 RESULTS & STATISTICS

COACH	REGULAR SEASON					PLAYOFFS						
	GP	W	L	T	PTS	GF	GA	GP	W	L	GF	GA
John Muckler	80	38	28	14	90	315	283	22	16	6	93	60

STANLEY CUP CHAMPIONS, 2nd Smyth Division, 5th Overall. Playoffs: Won Smyth Division Semi-Final 4-3 vs Winnipeg, Won Smyth Division Final 4-0 vs Los Angeles, Won Campbell Conference Final 4-2 vs Chicago, Won Stanley Cup Final 4-1 vs. Boston.

PLAYER	REGULAR SEASON				PLAYOFFS				DATE	OPPONENT	GAME-BY-GAME RESULTS	RECORD				
	GP	G	A	PTS	PIM	GP	G	A					PTS	PIM		
Mark Messier	79	45	84	129	79	22	9	22	31	20	O. 5	@ Van	W.	4-1	0-0	
Jari Kurri	78	33	60	93	48	22	10	15	25	18	O. 7	@ LA	W.	6-5	2-0	
Glenn Anderson	73	34	38	72	107	22	10	12	22	20	O. 11	VAN	L.	2-5	2-1	
Petr Klima (PIT)	13	5	5	10	6	-	-	-	-	-	O. 13	BOS	T.	4-3	2-1	
(EDM)	63	25	28	53	66	21	5	0	5	8	O. 18	LA	L.	7-2	3-2	
(TOT)	76	30	33	63	72	-	-	-	-	-	O. 19	WPG	L.	3-0	3-1	
Esa Tikkanen	79	30	33	63	161	22	13	11	24	26	O. 22	@ Wpg	L.	4-5	3-4	
Craig Simpson	80	29	32	61	180	22	16	15	31	8	O. 24	@ NYI	T.	3-3	3-4	
Craig MacTavish	80	21	22	43	89	22	2	6	8	29	O. 25	@ NYR	T.	3-3	3-4	
Steve Smith	75	7	34	41	171	22	5	10	15	37	O. 28	@ Que	W.	6-3	4-4	
Kevin Lowe	78	7	26	33	140	20	0	2	2	10	O. 29	@ Mtl	L.	4-5	4-5	
Joe Murphy (DET)	9	3	1	4	4	-	-	-	-	-	N. 1	NJ	T.	6-6	4-5	
(EDM)	62	7	18	25	56	22	6	8	14	16	N. 3	CGY	W.	5-2	5-4	
(TOT)	71	10	19	29	60	-	-	-	-	-	N. 4	PIT	L.	1-3	5-4	
Mark Lamb	58	12	16	28	42	22	6	11	17	2	N. 6	@ Cgy	L.	1-5	5-4	
Martin Gelinias	46	17	8	25	30	20	2	3	5	6	N. 11	@ Bos	L.	2-5	5-4	
Randy Gregg	48	4	20	24	42	20	2	6	8	16	N. 11	@ Wash	T.	5-6	6-4	
Charlie Huddy	70	1	23	24	56	22	0	6	6	10	N. 12	@ Buf	L.	5-6	6-4	
Adam Graves (DET)	13	0	1	1	13	-	-	-	-	-	N. 15	LA	T.	2-2	6-5	
(EDM)	63	9	12	21	123	22	5	6	11	17	N. 17	CHI	T.	3-0	7-5	
(TOT)	76	9	13	22	136	-	-	-	-	-	N. 19	BUF	W.	5-4	8-5	
Vladimir Ruzicka	25	11	6	17	10	-	-	-	-	-	N. 21	VAN	W.	4-3	9-5	
Craig Muni	71	5	12	17	81	22	0	3	3	16	N. 24	@ Phi	L.	1-5	9-5	
Geoff Smith	74	4	11	15	52	3	0	0	0	0	N. 25	@ NYI	W.	7-2	10-5	
Reijo Ruotsalainen (NJ)	31	2	5	7	14	-	-	-	-	-	N. 27	@ DET	W.	6-2	11-5	
(EDM)	10	1	7	8	6	22	2	11	13	12	N. 30	@ LA	W.	7-6	12-5	
(TOT)	41	3	12	15	20	-	-	-	-	-	D. 2	MIN	W.	6-1	13-5	
Jeff Beukeboom	46	1	12	13	86	2	0	0	0	0	D. 3	TOR	W.	5-3	14-5	
Kelly Buchberger	55	2	6	8	168	19	0	5	5	13	D. 9	LA	W.	6-4	15-5	
Normand Lacombe	15	5	2	7	21	-	-	-	-	-	D. 13	@ CGY	T.	3-3	15-6	
Peter Eriksson	20	3	3	6	24	-	-	-	-	-	D. 13	QUE	T.	5-1	16-6	
Dave Brown	60	0	6	6	145	3	0	0	0	0	D. 16	@ Stl	T.	3-3	16-7	
Jimmy Carson	4	1	2	3	0	-	-	-	-	-	D. 17	@ Chi	L.	5-6	16-11	
Kevin McClelland	10	1	1	2	13	-	-	-	-	-	D. 19	@ Min	W.	5-0	17-11	
Chris Joseph	4	0	2	2	2	-	-	-	-	-	D. 21	WPG	W.	3-2	18-11	
Bill Ranford	56	0	2	2	18	22	0	2	2	4	D. 23	CGY	W.	2-1	19-11	
Mike Greenlay	2	0	1	1	0	-	-	-	-	-	D. 27	PHI	W.	2-1	20-11	
Francois Leroux	3	0	1	1	0	-	-	-	-	-	D. 29	MTL	W.	6-2	21-11	
Trevor Sim	3	0	1	1	2	-	-	-	-	-	D. 31	@ Wpg	L.	2-3	21-12	
Bruce Bell	1	0	0	0	0	-	-	-	-	-	J. 2	@ Stl	W.	6-4	22-12	
Randy Eelby	1	0	0	0	0	-	-	-	-	-	J. 3	@ Chi	L.	4-4	22-13	
Tom Lehmann	1	0	0	0	0	-	-	-	-	-	J. 7	HFD	T.	2-3	23-13	
Norm Maciver	1	0	0	0	0	-	-	-	-	-	J. 7	CGY	L.	1-3	23-14	
Mike Ware	3	0	0	0	4	-	-	-	-	-	J. 9	@ Cgy	L.	3-2	23-14	
Eldon Reddick	11	0	0	0	0	1	0	0	0	0	J. 11	@ LA	T.	3-3	23-14	
Grant Fuhr	21	0	0	0	2	-	-	-	-	-	J. 16	DET	L.	4-6	23-15	
Anatoli Semenov	-	-	-	-	-	2	0	0	0	0	J. 17	WPG	W.	6-3	24-15	
GOALTENDER	GP	MINS	GA	SO	GAA.	W-L-T	GP	MIN	GA	GAA.	W-L	J. 23	NYR	L.	3-4	24-16
Eldon Reddick	11	604	31	0	2.08	5-4-2	1	2	0	0.00	0-0	J. 25	LA	W.	7-6	25-16
Bill Ranford	56	3107	165	1	3.19	24-16-9	22	1401	59	2.53	16-6	J. 27	VAN	W.	6-2	26-16
Grant Fuhr	21	1081	70	1	3.89	9-7-3	-	-	-	-	-	J. 30	@ Hfd	T.	4-4	26-16
Randy Eelby	1	60	5	0	5.00	0-1-0	-	-	-	-	-	J. 31	@ Det	L.	5-7	26-17
Mike Greenlay	1	20	4	0	12.00	0-0-0	-	-	-	-	-	F. 2	@ Pit	L.	3-6	26-18
												F. 4	@ Wash	W.	5-4	27-18
												F. 6	@ NJ	T.	2-2	27-18
												F. 7	@ NYR	L.	2-5	27-19
												F. 11	WPG	L.	7-4	28-19
												F. 14	WSH	L.	3-4	28-20
												F. 16	@ Van	T.	2-2	28-20
												F. 18	MIN	W.	3-2	29-20
												F. 20	@ Van	W.	4-2	30-20
												F. 21	BUF	W.	7-3	31-20
												F. 23	TOR	L.	5-6	31-21
												F. 25	@ Cgy	L.	4-10	31-22
												F. 28	@ LA	L.	2-4	31-23
												M. 3	PHI	W.	5-3	32-23
												M. 4	VAN	W.	6-3	33-23
												M. 6	PIT	W.	5-3	34-23
												M. 9	@ Wpg	L.	5-7	34-24
												M. 10	@ Tor	L.	2-3	34-25
												M. 13	@ Que	L.	4-1	35-25
												M. 14	@ Mtl	L.	3-3	35-23
												M. 17	NJ	L.	1-4	35-26
												M. 18	HFD	L.	1-3	35-27
												M. 21	STL	W.	8-6	36-27
												M. 24	NYI	T.	5-5	36-27
												M. 27	@ Van	W.	4-1	37-27
												M. 30	@ Cgy	L.	2-6	37-28
												A. 1	@ Wpg	W.	4-2	38-28



EDMONTON OILERS 1990-91 RESULTS & STATISTICS

COACH	REGULAR SEASON					PLAYOFFS						
	GP	W	L	T	PTS	GF	GA	GP	W	L	GF	GA
John Muckler	80	37	37	6	80	272	272	18	9	9	57	60

3rd Smythe Division, 11th Overall. Playoffs: Won Smythe Division Semi-Final 4-3 vs Calgary, Won Smythe Division Final 4-2 vs Los Angeles, Lost Campbell Conference Final 4-1 vs Minnesota.

PLAYER	REGULAR SEASON					PLAYOFFS					DATE	OPPONENT	GAME-BY-GAME RESULTS	RECORD	
	GP	G	A	PTS	PIM	GP	G	A	PTS	PIM					
Esa Tikkanen	79	27	42	69	85	18	12	8	20	24	O. 6	WPG	T. 3-3	OT	0-0-1
Petr Klíma	70	40	28	68	113	18	7	6	13	16	O. 7	TOR	W. 3-2		1-0-1
Mark Messier	53	12	52	64	34	18	4	11	15	16	O. 11	@ LA	T. 5-5	OT	1-0-2
Joe Murphy	80	27	35	62	35	15	2	5	7	14	O. 14	@ Van	L. 4-5	OT	1-1-2
Craig Simpson	75	30	27	57	66	18	5	11	16	12	O. 16	STL	L. 2-5		1-2-2
Glenn Anderson	74	24	31	55	59	18	6	7	13	41	O. 19	BOS	W. 8-1		2-2-2
Steve Smith	77	13	41	54	193	18	1	2	3	45	O. 21	CGY	L. 1-3		2-3-2
Martin Gelinas	73	20	20	40	34	18	3	6	9	25	O. 24	@ Wpg	L. 1-3		2-4-2
Ken Linseman	56	7	29	36	94	2	0	1	1	0	O. 25	@ Cgy	L. 2-4		2-5-2
Craig MacTavish	80	17	15	32	76	18	3	3	6	20	O. 28	WSH	L. 0-1		2-6-2
Anatoli Semenov	57	15	16	31	26	12	5	5	10	6	O. 31	WPG	L. 0-1	OT	2-7-2
Charlie Huddy	53	5	22	27	32	18	3	7	10	10	N. 3	NJ	L. 2-5		2-8-2
Adam Graves	76	7	18	25	127	18	2	4	6	22	N. 6	@ STL	L. 1-2		2-9-2
Chris Joseph	49	5	17	22	59	—	—	—	—	—	N. 8	@ Chi	L. 3-5		2-10-2
Kevin Lowe	73	3	13	16	113	14	1	1	2	14	N. 10	@ LA	L. 4-7		2-11-2
Geoff Smith	59	1	12	13	55	4	0	0	0	0	N. 14	VAN	W. 5-3		3-11-2
Mark Lamb	37	4	8	12	25	15	0	5	5	20	N. 16	BUF	W. 4-2		4-11-2
Jeff Beukeboom	67	3	7	10	150	18	1	3	4	28	N. 18	NYI	W. 3-1		5-11-2
Craig Muni	76	1	9	10	77	18	0	3	3	30	N. 20	CHI	L. 1-3		5-12-2
Dave Brown	58	3	4	7	160	16	0	1	1	20	N. 23	@ Buf	L. 2-3	OT	5-13-2
Norm Maciver	21	2	5	7	14	18	0	4	4	8	N. 24	@ Tor	W. 4-1		6-13-2
Kelly Buchberger	64	3	1	4	160	12	2	1	3	25	N. 27	@ Pit	W. 7-3		7-13-2
Bill Ranford	60	0	4	4	6	3	0	0	0	0	N. 29	@ Bos	L. 4-4		7-14-2
Francois Leroux	1	0	2	2	0	—	—	—	—	—	D. 1	@ Hfd	W. 6-2		8-14-2
Brad Aitken (PIT)	6	0	1	1	25	—	—	—	—	—	D. 2	@ Phi	W. 6-3		9-14-2
(EDM)	3	0	1	1	0	—	—	—	—	—	D. 5	QUE	W. 3-2		10-14-2
(TOT)	9	0	2	2	25	—	—	—	—	—	D. 7	NYR	W. 4-3		11-14-2
Max Middendorf	3	1	0	1	2	—	—	—	—	—	D. 9	CGY	L. 2-3		11-15-2
Igor Vyazmikin	4	1	0	1	0	—	—	—	—	—	D. 12	VAN	W. 5-4		12-15-2
David Haas	5	1	0	1	0	—	—	—	—	—	D. 15	@ LA	L. 3-8		12-16-2
Greg Hawgood	6	0	1	1	6	—	—	—	—	—	D. 18	LA	W. 4-3		13-16-2
Kari Takko (MIN)	2	0	0	0	0	—	—	—	—	—	D. 20	@ Van	L. 4-7		13-17-2
(EDM)	11	0	1	1	0	—	—	—	—	—	D. 22	@ Cgy	L. 6-2		14-17-2
(TOT)	13	0	1	1	0	—	—	—	—	—	D. 23	VAN	W. 4-3		15-17-2
Eldon Reddick	2	0	0	0	0	—	—	—	—	—	D. 27	CGY	W. 4-1		16-17-2
Tomas Srsen	2	0	0	0	0	—	—	—	—	—	D. 28	@ Van	W. 4-1		17-17-2
Shaun Van Allen	2	0	0	0	0	—	—	—	—	—	D. 30	HFD	W. 5-2		18-17-2
Dan Currie	5	0	0	0	0	—	—	—	—	—	J. 2	MTL	L. 0-3		18-18-2
Dan Fuhr	13	0	0	0	0	17	0	2	2	2	J. 4	DET	L. 1-6		19-18-2
											J. 8	@ Pit	L. 1-6		19-19-2
											J. 9	@ Det	L. 3-5		19-20-2
											J. 12	@ NJ	W. 5-4	OT	20-20-2
											J. 13	@ Phi	W. 5-3		21-20-2
											J. 15	@ NYR	T. 2-2	OT	21-20-3
											J. 17	@ NYI	W. 6-1		22-20-3
											J. 22	LA	W. 4-2		23-20-3
											J. 23	@ Van	L. 5-6		23-21-3
											J. 25	NYR	L. 3-4		23-22-3
											J. 27	@ Wpg	W. 3-2		24-22-3
											J. 30	VAN	W. 9-4		25-22-3
											J. 31	CHI	W. 4-3	OT	26-22-3
											F. 3	@ Buf	W. 3-2		27-22-3
											F. 5	@ Bos	L. 5-6	OT	27-23-3
											F. 8	@ Hfd	L. 1-5		27-24-3
											F. 8	@ Wsh	L. 3-6		27-25-3
											F. 11	PIT	L. 7-5		28-25-3
											F. 12	STL	L. 2-4		28-26-3
											F. 14	LA	L. 2-4		28-27-3
											F. 16	@ Tor	L. 2-3		28-28-3
											F. 18	@ NJ	W. 4-0		29-28-3
											F. 20	@ Min	L. 1-5		29-29-3
											F. 22	DET	T. 5-5	OT	29-29-4
											F. 24	QUE	W. 6-3		30-29-4
											F. 27	@ Cgy	L. 2-4		30-30-4
											M. 1	MIN	T. 1-1	OT	30-30-5
											M. 2	MTL	L. 1-3		30-31-5
											M. 5	@ Wpg	W. 1-5		31-31-5
											M. 6	@ Min	L. 1-5		31-32-5
											M. 8	PHI	L. 5-4		32-32-5
											M. 10	WSH	L. 3-5		32-33-5
											M. 13	NYI	W. 2-1		33-33-5
											M. 15	@ Wpg	L. 3-4		33-34-5
											M. 17	@ Hfd	W. 4-2		34-34-5
											M. 19	@ Que	W. 7-6	OT	35-34-5
											M. 23	WPG	L. 0-3		35-34-5
											M. 24	LA	L. 3-4	OT	35-35-5
											M. 26	@ LA	L. 0-2		35-36-5
											M. 28	@ Cgy	T. 4-2		35-37-6
											M. 29	CGY	W. 6-5	OT	36-37-6
											M. 31	WPG	W. 6-3		37-37-6



EDMONTON OILERS 1991-92 RESULTS & STATISTICS

COACH	REGULAR SEASON					PLAYOFFS						
	GP	W	L	T	PTS	GF	GA	GP	W	L	GF	GA
Ted Green	80	36	34	10	82	295	297	16	8	8	49	54

3rd Smythe Division, 12th Overall. Playoffs: Won Smythe Division Semi-Final 4-2 vs Los Angeles, Won Smythe Division Final 4-2 vs Vancouver, Lost Campbell Conference Final 4-0 vs Chicago.

PLAYER	REGULAR SEASON					PLAYOFFS					GAME-BY-GAME RESULTS				RECORD	
	GP	G	A	PTS	PIM	GP	G	A	PTS	PIM	DATE	OPPONENT	RESULT			
Vincent Damphousse	80	38	51	89	53	16	6	8	14	8	O. 4	@ Cgy	L	2-2	0-1-0	
Joe Murphy	80	35	47	82	52	16	8	16	24	12	O. 6	LA	L	3-6	0-1-1	
Craig Simpson	79	24	37	61	80	1	0	0	0	0	O. 8	@ LA	L	3-0	0-2-1	
Scott Mellanby	80	23	27	50	197	16	2	1	3	29	O. 10	@ SH	L	2-3	0-3-1	
Bernie Nicholls (NJR)	1	0	0	0	0	-	-	-	-	-	O. 12	CGY	L	3-1	1-3-1	
(EDM)	49	20	29	49	40	16	8	11	19	25	O. 15	@ Det	L	1-3	1-4-1	
(TOT)	50	20	29	49	40	-	-	-	-	-	O. 17	@ Chi	L	2-4	1-5-1	
Dave Manson	79	15	32	47	220	16	3	9	12	44	O. 19	@ NYI	L	4-2	2-5-1	
Kelly Buchberger	79	20	24	44	157	16	1	4	5	32	O. 20	@ NYR	W	4-3	3-5-1	
Anatoli Semenov	59	20	22	42	16	8	1	1	2	6	O. 23	WSH	L	5-6	3-6-1	
Norm Maciver	57	6	34	40	38	13	1	2	3	10	O. 26	VAN	W	5-4	4-6-1	
Petr Klima	57	21	13	34	52	15	1	4	5	8	O. 27	@ Van	W	6-3	5-6-1	
Craig MacTavish	80	12	18	30	98	16	3	0	3	28	O. 30	STL	L	2-2	5-6-2	
Martin Gelinas	68	11	18	29	62	15	1	3	4	10	N. 1	NJ	L	1-3	5-7-2	
Esa Tikkanen	40	12	16	28	44	16	5	3	8	8	N. 3	@ Van	L	2-7	5-8-2	
Josef Beranek	58	12	16	28	18	12	2	1	3	0	N. 6	NYI	W	5-3	6-8-2	
Mark Lamb	59	6	22	28	46	16	1	1	2	10	N. 8	@ SJ	L	2-6	6-9-2	
David Maley (NJ)	37	7	11	18	58	-	-	-	-	-	N. 9	@ LA	T	4-4	6-9-3	
(EDM)	23	3	6	9	46	10	1	1	2	4	N. 13	@ Phi	L	1-3	6-10-3	
(TOT)	60	10	17	27	104	-	-	-	-	-	N. 14	@ Que	L	1-3	6-11-3	
Brian Glynn (MIN)	37	2	12	14	24	-	-	-	-	-	N. 16	@ Chi	L	6-2	7-11-3	
(EDM)	25	2	6	8	6	16	4	1	5	12	N. 18	@ Mtl	L	0-1	7-12-3	
(TOT)	62	4	18	22	30	-	-	-	-	-	N. 23	WPG	L	0-4	7-13-3	
Luke Richardson	75	2	19	21	118	16	0	5	5	45	N. 27	CHI	W	6-2	8-13-3	
Geoff Smith	74	2	16	18	43	5	0	1	1	6	N. 29	SJ	T	4-4	8-13-4	
Greg Hawgood	20	2	11	13	22	13	0	3	3	23	D. 1	VAN	W	7-0	9-13-4	
Kevin Lowe	55	2	7	9	107	11	0	3	3	16	D. 3	PIT	W	5-3	10-13-4	
Craig Muni	54	2	5	7	34	3	0	0	0	2	D. 6	@ Wpg	L	4-4	10-13-5	
Jeff Beukeboom	18	0	5	5	78	-	-	-	-	-	D. 8	SJ	W	3-1	11-13-5	
Troy Mallette	15	1	3	4	36	-	-	-	-	-	D. 10	@ Van	W	7-4	12-13-5	
Louie DeBrusk	25	2	1	3	124	-	-	-	-	-	D. 12	@ SJ	L	3-6	12-14-5	
Peter Ing	12	0	3	3	0	-	-	-	-	-	D. 14	WPG	L	7-5	13-14-5	
Bill Ranford	67	0	3	3	4	16	0	0	0	0	D. 15	DET	L	1-4	13-15-5	
David Shaw	12	1	1	2	8	-	-	-	-	-	D. 18	@ Tor	T	7-5	14-15-5	
Dan Currie	7	1	0	1	0	-	-	-	-	-	D. 20	@ Buf	T	4-4	14-15-6	
Scott Thornton	15	0	1	1	43	1	0	0	0	0	D. 21	@ Bos	L	3-6	14-16-6	
Martin Rucinsky	2	0	0	0	0	-	-	-	-	-	D. 23	CGY	L	5-3	15-16-6	
Steven Rice	3	0	0	0	2	-	-	-	-	-	D. 28	LA	L	4-9	15-17-6	
Francois Leroux	4	0	0	0	7	-	-	-	-	-	D. 28	CGY	L	1-3	15-18-6	
Chris Joseph	7	0	0	0	8	5	1	3	4	2	D. 29	@ LA	L	3-5	15-19-6	
Norm Foster	10	0	0	0	2	-	-	-	-	-	J. 2	@ CGY	L	3-2	16-19-6	
Ron Tugnutt (QUE)	30	0	0	0	0	2	-	-	-	-	J. 4	CGY	L	2-3	16-20-6	
(EDM)	3	0	0	0	2	2	0	0	0	0	J. 5	@ Wpg	L	2-5	16-21-6	
(TOR)	33	0	0	0	2	-	-	-	-	-	J. 8	@ Buf	L	2-8	16-22-6	
GOALTENDER	GP	MINS	GA	SO	GAA	W-L-T	GP	MIN	GA	GAA	W-L					
Norm Foster	10	439	20	0	2.73	5-3-0	-	-	-	-	-	J. 11	@ Det	L	5-5	16-22-7
Bill Ranford	67	3822	228	1	3.58	27-26-10	16	909	51	3.37	8-8	J. 13	@ Min	W	7-4	17-22-7
Peter Ing	12	463	33	0	4.28	3-4-0	-	-	-	-	-	J. 15	VAN	L	3-5	17-23-7
Ron Tugnutt	3	124	10	0	4.84	1-1-0	2	60	3	3.00	0-0	J. 21	SJ	W	9-2	18-23-7
												J. 23	NVR	L	1-3	18-24-7
												J. 25	@ SJ	L	2-3	18-25-7
												J. 28	@ Van	L	3-3	19-25-7
												J. 29	CHI	L	3-4	19-26-7
												J. 31	HFD	L	4-1	20-26-7
												F. 2	QUE	W	8-2	21-26-7
												F. 5	MTL	L	2-1	22-26-7
												F. 7	NYI	W	4-2	23-26-7
												F. 11	@ Min	W	5-4	24-26-7
												F. 13	@ Hfd	W	3-1	25-26-7
												F. 15	@ Phi	L	5-8	25-27-7
												F. 16	@ Tor	L	5-7	25-28-7
												F. 19	LA	L	4-3	26-28-7
												F. 21	BOS	L	3-5	26-29-7
												F. 23	BUF	W	5-2	27-29-7
												F. 26	WPG	W	6-1	28-29-7
												F. 28	Phi	W	4-2	29-29-7
												M. 1	@ Wpg	L	5-3	30-29-7
												M. 4	STL	L	2-5	30-30-7
												M. 6	TOR	L	5-3	31-30-7
												M. 11	NJ	L	2-2	31-30-8
												M. 14	HFD	W	3-1	32-30-8
												M. 17	@ Pit	L	5-6	32-31-8
												M. 19	@ NY	L	5-3	33-31-8
												M. 21	@ Bos	W	4-3	34-31-8
												M. 22	@ Wsh	L	2-6	34-32-8
												M. 24	@ Cgy	L	4-4	34-32-9
												M. 27	MIN	W	5-3	35-32-9
												M. 29	LA	L	2-2	35-32-10
												M. 31	@ Cgy	T	2-5	35-33-10
												A. 12	SJ	W	6-4	36-33-10
												A. 14	WPG	L	2-6	36-34-10



EDMONTON OILERS 1992-93 RESULTS & STATISTICS

COACH	REGULAR SEASON							PLAYOFFS				
	GP	W	L	T	PTS	GF	GA	GP	W	L	GF	GA
Ted Green	84	26	50	8	60	242	337	-	-	-	-	-

5th Smythe Division, 20th Overall. Playoffs: Did not qualify.

PLAYER	REGULAR SEASON					PLAYOFFS					GAME-BY-GAME RESULTS			RECORD	
	GP	G	A	PTS	PIM	GP	G	A	PTS	PIM	DATE	OPPONENT	RESULT		
Petr Klima	68	32	16	48	100	-	-	-	-	-	O. 6	VAN	L	4-5	0-1-0
Doug Weight (Nyr)	65	15	25	40	55	-	-	-	-	-	O. 8	@ Cgy	L	2-7	0-2-0
(EDM)	13	2	6	8	10	-	-	-	-	-	O. 10	@ Van	L	3-5	0-3-0
(TOT)	78	17	31	48	65	-	-	-	-	-	O. 14	TOR	L	3-7	0-3-1
Shayne Corson	80	16	31	47	209	-	-	-	-	-	O. 15	@ Wpg	W	4-3	1-4-1
Craig Simpson	60	24	22	46	36	-	-	-	-	-	O. 17	@ Det	L	2-4	1-5-1
Dave Manson	83	15	30	45	210	-	-	-	-	-	O. 20	@ TB	L	1-6	1-6-1
Todd Elik (Min)	46	13	18	31	48	-	-	-	-	-	O. 23	BOS	L	3-6	1-7-1
(EDM)	14	1	9	10	8	-	-	-	-	-	O. 25	CGY	L	0-4	1-8-1
(TOT)	60	14	27	41	56	-	-	-	-	-	O. 28	MIN	W	5-2	2-8-1
Bernie Nicholls	46	8	32	40	40	-	-	-	-	-	O. 31	WSH	W	4-2	3-8-1
Zdeno Ciger (Nj)	27	4	8	12	2	-	-	-	-	-	N. 3	OTT	W	5-2	4-8-1
(EDM)	37	9	15	24	6	-	-	-	-	-	N. 6	@ Wpg	W	6-2	5-8-1
(TOT)	64	13	23	36	8	-	-	-	-	-	N. 7	@ Min	L	4-4	5-8-2
Brian Benning (Phi)	37	9	17	26	93	-	-	-	-	-	N. 10	@ Stl	T	4-4	5-8-5
(EDM)	18	1	7	8	59	-	-	-	-	-	N. 12	@ SJ	T	4-3	6-8-5
(TOT)	55	10	24	34	152	-	-	-	-	-	N. 14	@ LA	L	2-6	6-9-3
Esa Tikkanen	66	14	19	33	76	-	-	-	-	-	N. 18	VAN	W	4-2	7-9-3
Scott Mellanby	69	15	17	32	147	-	-	-	-	-	N. 21	@ Van	L	0-9	7-10-3
Kelly Buchberger	83	12	18	30	133	-	-	-	-	-	N. 22	NYI	T	5-5	7-10-4
Craig MacTavish	82	10	20	30	110	-	-	-	-	-	N. 25	LA	L	1-3	7-11-4
Igor Kravchuk (Chi)	38	6	9	15	30	-	-	-	-	-	N. 27	CHI	L	1-8	7-12-4
(EDM)	17	4	8	12	2	-	-	-	-	-	N. 28	TB	W	4-3	8-12-4
(TOT)	55	10	17	27	32	-	-	-	-	-	D. 1	@ SJ	W	4-4	9-12-4
Martin Gelinas	65	11	12	23	30	-	-	-	-	-	D. 3	@ Van	L	1-4	9-13-4
Kevin Todd (Nj)	30	5	5	10	16	-	-	-	-	-	D. 5	STL	L	1-5	9-14-4
(EDM)	25	4	9	13	10	-	-	-	-	-	D. 7	@ Cgy	L	3-6	9-15-4
(TOT)	55	9	14	23	26	-	-	-	-	-	D. 8	CGY	W	3-1	10-15-4
Brent Gilchrist	60	10	10	20	47	-	-	-	-	-	D. 10	MIN	W	3-2	11-15-4
Shjon Podein	40	13	6	19	25	-	-	-	-	-	D. 12	@ TB	L	1-3	11-16-4
Greg Hawgood	29	5	13	18	35	-	-	-	-	-	D. 13	@ NYI-x	L	1-4	11-17-4
Geoff Smith	78	4	14	18	30	-	-	-	-	-	D. 16	VAN	W	4-2	12-17-4
Brian Glynn	64	4	12	16	60	-	-	-	-	-	D. 18	LA	W	4-2	12-17-5
Luke Richardson	82	3	10	13	142	-	-	-	-	-	D. 21	@ Cgy	T	2-2	12-18-5
Chris Joseph	33	2	10	12	48	-	-	-	-	-	D. 23	SJ	L	2-3	13-18-5
Vladimir Vujtek	30	1	10	11	8	-	-	-	-	-	D. 27	CGY	L	3-7	13-19-5
Craig Muni	72	0	11	11	67	-	-	-	-	-	D. 29	MTL	L	3-6	13-20-5
Louie DeBrusk	51	8	2	10	205	-	-	-	-	-	D. 31	@ Wpg	L	2-3	13-21-5
Brad Werenka	27	5	4	9	24	-	-	-	-	-	J. 2	TB	W	2-1	14-21-5
Josef Beranek	26	2	6	8	28	-	-	-	-	-	J. 3	Phi	T	2-2	14-21-6
Mike Hudson (Chi)	36	1	6	7	44	-	-	-	-	-	J. 5	@ Stl	L	1-6	14-22-6
(EDM)	5	0	1	1	2	-	-	-	-	-	J. 7	@ Chi	T	3-3	14-22-7
(TOT)	41	1	7	8	46	-	-	-	-	-	J. 9	@ Wsh	L	3-4	14-23-7
Steven Rice	28	2	5	7	28	-	-	-	-	-	J. 10	@ Phi	L	1-4	14-24-7
Shaun Van Allen	21	1	4	5	6	-	-	-	-	-	J. 13	WPG	L	1-4	14-25-7
Bill McDougall	4	2	1	3	4	-	-	-	-	-	J. 15	HFD	L	3-1	15-25-7
Bill Ranford	67	0	3	3	10	-	-	-	-	-	J. 17	BUF	W	3-2	16-25-7
Tyler Wright	7	1	1	2	19	-	-	-	-	-	J. 19	LA	L	4-5	16-26-7
David Maley	13	1	1	2	29	-	-	-	-	-	J. 22	PIT	L	2-1	17-26-7
Scott Thornton	9	0	1	1	0	-	-	-	-	-	J. 23	@ Wpg	L	5-8	17-27-7
Francois Leroux	1	0	0	0	0	-	-	-	-	-	J. 27	DET	T	2-2	17-27-8
Dan Currie	5	0	0	0	4	-	-	-	-	-	J. 31	@ Buf	W	5-4	18-27-8
Ron Tugnutt	26	0	0	0	2	-	-	-	-	-	F. 2	@ Bos	W	4-3	19-27-8
											F. 5	@ LA	W	6-0	19-28-8
											F. 9	@ LA	W	6-3	20-28-8
											F. 12	SJ	L	2-3	21-28-8
											F. 14	QUE	L	2-3	21-29-8
											F. 16	@ NYI	L	2-7	21-30-8
											F. 18	@ Pit	L	5-4	22-30-8
											F. 20	@ Hfd	L	3-7	22-31-8
											F. 21	@ Mtl	L	3-4	22-32-8
											F. 23	@ Que	L	3-6	22-33-8
											F. 28	NYR	L	0-1	22-34-8
											F. 28	SJ	W	4-3	23-34-8
											M. 4	WPG	L	4-3	23-35-8
											M. 6	@ LA	L	1-6	23-36-8
											M. 7	@ SJ	L	3-6	23-37-8
											M. 10	DET	L	3-6	23-38-8
											M. 12	NYI	W	6-4	24-38-8
											M. 14	CHI	L	4-5	24-39-8
											M. 17	@ NYR	L	4-3	25-39-8
											M. 18	@ NYI	L	1-5	25-40-8
											M. 20	@ Tor	L	2-4	25-41-8
											M. 21	PIT-x	L	4-6	25-42-8
											M. 26	LA	L	4-4	26-43-8
											M. 27	TOR	L	2-6	26-44-8
											M. 31	MIN	L	5-2	26-44-8
											A. 3	WPG	L	4-6	26-45-8
											A. 6	@ SJ	L	2-5	26-46-8
											A. 7	@ Van	L	4-5	26-47-8
											A. 11	WPG	L	5-7	26-48-8
											A. 13	CGY	L	4-4	26-49-8
											A. 15	@ Wpg	L	0-3	26-50-8

x-Denotes neutral site game.



EDMONTON OILERS 1993-94 RESULTS & STATISTICS

COACH	REGULAR SEASON					PLAYOFFS						
	GP	W	L	T	PTS	GF	GA	GP	W	L	GF	GA
Ted Green (3-18-3) & Glen Sather (22-27-11)	84	25	45	14	64	261	305	-	-	-	-	-

6th Pacific Division, 23rd Overall. Playoffs: Did not qualify.

PLAYER	REGULAR SEASON					PLAYOFFS					GAME-BY-GAME RESULTS				RECORD
	GP	G	A	PTS	PIM	GP	G	A	PTS	PIM	DATE	OPPONENT	RESULT		
Doug Weight	84	24	50	74	47	-	-	-	-	-	O. 6	SJ	W. 3-2	1-0-0	
Jason Arnott	78	33	35	68	104	-	-	-	-	-	O. 8	NYI	W. 3-1	2-1-0	
Zdeno Ciger	84	22	35	57	8	-	-	-	-	-	O. 11	@ Van	L. 1-4	2-1-0	
Shayne Corson	64	25	29	54	118	-	-	-	-	-	O. 13	@ Ana	L. 3-4	2-2-0	
Igor Kravchuk	81	12	38	50	16	-	-	-	-	-	O. 14	@ LA	T. 4-4	2-2-1	
Bob Beers (TB)	16	1	5	6	12	-	-	-	-	-	O. 16	VAN	L. 2-3	2-3-1	
(EDM)	66	10	27	37	74	-	-	-	-	-	O. 18	@ Wpg	L. 3-6	2-4-1	
(TOT)	82	11	32	43	86	-	-	-	-	-	O. 20	CGY	L. 3-5	2-5-1	
Scott Pearson	72	19	18	37	165	-	-	-	-	-	O. 22	BOS	L. 2-7	2-6-1	
Fredrik Olausson (WPG)	18	2	5	7	10	-	-	-	-	-	O. 24	WSH	L. 2-3	2-7-1	
(EDM)	55	9	19	28	20	-	-	-	-	-	O. 26	@ SJ	L. 1-3	2-8-1	
(TOT)	73	11	24	35	30	-	-	-	-	-	O. 29	BUF	L. 3-6	2-9-1	
Steven Rice	63	17	15	32	36	-	-	-	-	-	O. 30	@ Cgy	L. 1-4	2-10-1	
Boris Mironov (WPG)	65	7	22	29	96	-	-	-	-	-	N. 3	OTT	L. 5-7	2-11-1	
(EDM)	55	9	19	28	20	-	-	-	-	-	N. 6	@ Stl	L. 5-6	2-12-1	
(TOT)	75	11	24	35	30	-	-	-	-	-	N. 7	@ Chi	L. 0-3	2-13-1	
Mike MacTavish (WPG)	63	7	22	29	96	-	-	-	-	-	N. 9	@ Det	W. 4-5	3-13-1	
(EDM)	14	0	2	2	14	-	-	-	-	-	N. 13	@ Bos	L. 1-5	3-14-1	
(TOT)	79	7	24	31	110	-	-	-	-	-	N. 15	@ Tor	T. 4-4	3-14-2	
Ilya Byakin	44	8	20	28	30	-	-	-	-	-	N. 17	@ Tor	T. 5-5	3-14-3	
Dean McAmmond	45	6	21	27	16	-	-	-	-	-	N. 20	@ Mtl	L. 1-3	3-15-3	
Craig MacTavish	66	16	10	26	80	-	-	-	-	-	N. 20	TOR	L. 2-3	3-16-3	
Mike Stapleton (WPG)	58	7	4	11	18	-	-	-	-	-	N. 21	ANA	L. 2-4	3-17-3	
(EDM)	23	5	9	14	28	-	-	-	-	-	N. 24	CHI	L. 1-3	3-18-3	
(TOT)	81	12	13	25	46	-	-	-	-	-	N. 27	VAN	W. 2-3	4-18-3	
Kelly Buchberger	84	3	18	21	199	-	-	-	-	-	N. 29	DAL	L. 3-6	4-19-3	
Kirk Maltby	68	11	8	19	74	-	-	-	-	-	D. 1	PHI	L. 3-4	5-20-3	
Vladimir Vujtek	40	4	15	19	14	-	-	-	-	-	D. 7	@ Dal	L. 4-4	5-20-4	
Brent Grieve (NYI)	3	0	0	0	7	-	-	-	-	-	D. 8	@ NYR	L. 1-1	5-20-5	
(EDM)	24	13	5	18	14	-	-	-	-	-	D. 11	@ NY	T. 2-5	5-21-5	
(TOT)	27	13	5	18	21	-	-	-	-	-	D. 12	@ Phi	W. 2-3	6-21-5	
Dave Manson	57	3	13	16	140	-	-	-	-	-	D. 15	VAN	W. 7-2	6-21-5	
Scott Thornton	61	4	7	11	104	-	-	-	-	-	D. 17	SJ	W. 4-2	8-21-5	
Louie DeBrusk	48	4	6	10	185	-	-	-	-	-	D. 19	STL	L. 4-4	8-22-5	
Adam Bennett	48	3	6	9	49	-	-	-	-	-	D. 21	@ Van	L. 3-6	8-22-5	
Peter White	26	3	5	8	2	-	-	-	-	-	D. 22	CGY	L. W. 7-3	9-23-5	
Shjon Podesin	28	3	5	8	8	-	-	-	-	-	D. 27	WPG	W. 6-0	10-23-5	
Luke Richardson	69	2	6	8	131	-	-	-	-	-	D. 29	MTL	W. 6-3	11-23-5	
Brad Werenka	15	0	4	4	14	-	-	-	-	-	D. 30	@ Cgy	L. 1-7	11-24-5	
Roman Oksiuza	10	1	2	3	4	-	-	-	-	-	J. 7	SJ	T. 4-4	11-24-6	
Geoff Smith	21	0	3	3	12	-	-	-	-	-	J. 9	@ Chi	W. 6-4	12-24-6	
Chris Joseph	10	1	1	2	28	-	-	-	-	-	J. 11	@ Dal	L. 2-5	13-24-6	
Ian Herbers	22	0	2	2	32	-	-	-	-	-	J. 13	@ Stl	L. 4-6	13-25-6	
Bill Ranford	71	0	2	2	2	-	-	-	-	-	J. 15	@ Ott	L. 3-4	13-27-6	
Todd Marchant (NYR)	1	0	0	0	0	-	-	-	-	-	J. 18	@ Pit	L. 3-4	13-28-6	
(EDM)	3	0	1	1	2	-	-	-	-	-	J. 18	@ Buf	T. 1-1	13-28-7	
(TOT)	4	0	1	1	2	-	-	-	-	-	J. 24	VAN-x	L. 4-5	13-29-7	
Gord Mark	12	0	1	1	43	-	-	-	-	-	J. 26	NY	L. 3-3	13-29-8	
Jozef Cierny	1	0	0	0	0	-	-	-	-	-	J. 28	STL	L. 2-3	13-30-8	
Wayne Cowley	1	0	0	0	0	-	-	-	-	-	F. 2	DAL	W. 6-4	13-31-8	
Jeff Chychrun	2	0	0	0	0	-	-	-	-	-	F. 5	LA	W. 1-4	14-31-8	
Darcy Martini	2	0	0	0	0	-	-	-	-	-	F. 6	CHI	L. 1-3	14-32-8	
Brad Zavisha	2	0	0	0	0	-	-	-	-	-	F. 6	WPG	L. W. 5-2	15-32-8	
Todd Elik	4	0	0	0	6	-	-	-	-	-	F. 7	@ Cgy	L. 3-4	15-33-8	
Alexander Kerch	5	0	0	0	2	-	-	-	-	-	F. 9	CGY	L. 1-6	15-34-8	
Tyler Wright	5	0	0	0	4	-	-	-	-	-	F. 12	HFD	L. 2-5	15-35-8	
Marc Laforge	5	0	0	0	21	-	-	-	-	-	F. 13	ANA	L. 3-6	15-36-8	
Fred Brathwaite	19	0	0	0	0	-	-	-	-	-	F. 18	@ Wsh	T. 1-5	15-36-9	
GOALTENDER	GP	MIN	GA	SO	GAA.	W-L-T	GP	MIN	GA	GAA.	W-L				
Wayne Cowley	1	57	3	0	3.16	0-1-0	-	-	-	-	-	-	-	-	-
Bill Ranford	71	4070	236	1	3.48	22-34-11	-	-	-	-	-	-	-	-	-
Fred Brathwaite	19	982	58	0	3.54	3-10-3	-	-	-	-	-	-	-	-	-

x - Denotes neutral site game.



EDMONTON OILERS 1994-95 RESULTS & STATISTICS

COACH	REGULAR SEASON					PLAYOFFS						
	GP	W	L	T	PTS	GF	GA	GP	W	L	GF	GA
George Brunett (12-20-3) & Ron Low (5-7-1)	48	17	27	4	38	136	183	-	-	-	-	-

5th Pacific Division, 22nd Overall. Playoffs: Did not qualify.

PLAYER	REGULAR SEASON					PLAYOFFS					GAME-BY-GAME RESULTS				
	GP	G	A	PTS	PIM	GP	G	A	PTS	PIM	DATE	OPPONENT	RESULT	RECORD	
Doug Weight	48	7	33	40	69	-	-	-	-	-	J. 20	ANA	W. 2-1	1-0-0	
Jason Arnott	42	15	22	37	128	-	-	-	-	-	J. 22	@ LA	W. 4-3	2-0-0	
Shayne Corson	48	12	24	36	86	-	-	-	-	-	J. 23	@ Ana	L. 4-5	2-1-0	
David Oliver	44	16	14	30	20	-	-	-	-	-	J. 25	@ Chi	L. 1-5	2-2-0	
Todd Marchant	45	13	14	27	32	-	-	-	-	-	J. 28	@ Det	L. 2-5	2-3-0	
Kelly Buchberger	48	7	17	24	82	-	-	-	-	-	J. 30	DET	L. 2-4	2-4-0	
Scott Thornton	47	10	12	22	89	-	-	-	-	-	F. 1	CHI	L. 0-7	2-5-0	
Igor Kravchuk	36	7	11	18	29	-	-	-	-	-	F. 3	TOR	W. 5-3	3-5-0	
Mike Stapleton	46	6	11	17	21	-	-	-	-	-	F. 7	@ Van	T. 4-4	OT 3-5-1	
Roman Oksiuza	26	11	2	13	8	-	-	-	-	-	F. 8	WPG	T. 3-3	OT 3-5-2	
Luke Richardson	46	3	10	13	40	-	-	-	-	-	F. 10	SJ	W. 5-1	4-5-2	
Jiri Slegr (VAN)	19	1	5	6	32	-	-	-	-	-	F. 12	ANA	W. 2-0	5-5-2	
(EDM)	12	1	5	6	14	-	-	-	-	-	F. 15	@ Tor	W. 4-1	6-5-2	
(TOT)	31	2	10	12	46	-	-	-	-	-	F. 17	@ Det	L. 2-4	6-6-2	
Kirk Maltby	47	8	3	11	49	-	-	-	-	-	F. 19	@ Chi	L. 1-4	6-7-2	
Dean Kennedy	40	2	8	10	25	-	-	-	-	-	F. 20	@ Stl	L. 0-4	6-8-2	
Fredrik Olausson	33	0	10	10	10	-	-	-	-	-	F. 22	DAL	W. 2-1	7-8-2	
Boris Mironov	29	1	7	8	40	-	-	-	-	-	F. 25	LA	L. 3-4	7-9-2	
Ken Sutton (BUF)	12	1	2	3	30	-	-	-	-	-	F. 28	@ Cgy	L. 2-5	7-10-2	
(EDM)	12	3	1	4	12	-	-	-	-	-	M. 1	DAL	L. 3-5	7-11-2	
(TOT)	24	4	3	7	42	-	-	-	-	-	M. 3	CHI	L. 2-5	7-12-2	
Peter White	9	2	4	6	0	-	-	-	-	-	M. 5	DET	W. 4-2	8-12-2	
Bryan Marchment	40	1	5	6	184	-	-	-	-	-	M. 8	@ SJ	W. 5-2	9-12-2	
Len Esau	14	0	6	6	15	-	-	-	-	-	M. 12	VAN	L. 2-5	9-13-2	
Scott Pearson	28	1	4	5	54	-	-	-	-	-	M. 14	STL	W. 6-5	10-13-2	
Zdeno Ciger	5	2	2	4	0	-	-	-	-	-	M. 17	SJ	W. 5-3	11-13-2	
Iain Fraser (DAL)	4	0	0	0	0	-	-	-	-	-	M. 20	CGY	W. 5-2	12-13-2	
(EDM)	9	3	0	3	0	-	-	-	-	-	M. 22	@ Dal	T. 4-4	OT 12-13-3	
(TOT)	13	3	0	3	0	-	-	-	-	-	M. 23	@ Dal	L. 1-2	12-14-3	
Louie DeBrusk	34	2	0	2	93	-	-	-	-	-	M. 26	@ Stl	L. 1-5	12-15-3	
Gord Mark	18	0	2	2	35	-	-	-	-	-	M. 27	@ Tor	L. 3-4	12-16-3	
Bill Ranford	40	0	2	2	2	-	-	-	-	-	M. 31	CGY	L. 2-6	12-17-3	
Jason Bonsignore	1	1	0	1	0	-	-	-	-	-	A. 1	VAN	L. 1-5	12-18-3	
Kent Nilsson	6	1	0	1	0	-	-	-	-	-	A. 3	@ LA	L. 2-7	12-19-3	
Tyler Wright	6	1	0	1	14	-	-	-	-	-	A. 5	@ Ana	L. 3-4	OT 12-20-3	
Ralph Intranuovo	1	0	1	1	0	-	-	-	-	-	A. 7	@ SJ	L. 0-5	12-21-3	
Joaquin Gage	2	0	1	1	0	-	-	-	-	-	A. 9	SJ	L. 2-5	12-22-3	
Micah Aivazoff	21	0	1	1	2	-	-	-	-	-	A. 13	@ Van	W. 6-4	13-22-3	
Dennis Bonvie	2	0	0	0	0	-	-	-	-	-	A. 15	CGY	L. 2-4	13-23-3	
Ryan Smyth	3	0	0	0	0	-	-	-	-	-	A. 17	@ Wpg	W. 6-5	14-23-3	
Marko Tuomainen	4	0	0	0	0	-	-	-	-	-	A. 19	LA	W. 2-0	15-23-3	
Dean McAmmond	6	0	0	0	0	-	-	-	-	-	A. 21	@ LA	T. 3-3	OT 15-23-4	
Fred Brathwaite	14	0	0	0	0	-	-	-	-	-	A. 22	@ Van	L. 1-6	15-24-4	
Ryan McGill (PHI)	12	0	0	0	13	-	-	-	-	-	A. 25	@ Wpg	W. 5-3	16-24-4	
(EDM)	8	0	0	0	8	-	-	-	-	-	A. 27	STL	W. 3-2	OT 17-24-4	
(TOT)	20	0	0	0	21	-	-	-	-	-	A. 29	WPG	L. 1-5	17-25-4	
GOALTENDER	GP	MIN	GA	SO	GAA	W-L-T	GP	MIN	GA	GAA	W-L				
Bill Ranford	40	2203	133	2	3.62	15-20-3	-	-	-	-	-	M. 1	TOR	L. 5-6	17-26-4
Fred Brathwaite	14	601	40	0	3.99	2-5-1	-	-	-	-	-	M. 3	@ Cgy	L. 3-5	17-27-4
Joaquin Gage	2	99	7	0	4.24	0-2-0	-	-	-	-	-				



EDMONTON OILERS 1995-96 RESULTS & STATISTICS

COACH	REGULAR SEASON					PLAYOFFS						
	GP	W	L	T	PTS	GF	GA	GP	W	L	GF	GA
Ron Low	82	30	44	8	68	240	304	-	-	-	-	-

5th Pacific Division, 21st Overall. Playoffs: Did not qualify.

PLAYER	REGULAR SEASON					PLAYOFFS					DATE	OPPONENT	GAME-BY-GAME RESULTS	RECORD	
	GP	G	A	PTS	PIM	GP	G	A	PTS	PIM					
Doug Weight	82	25	79	104	95	-	-	-	-	-	O. 8	DET	L	1-3	0-1-0
Zdeno Ciger	78	31	39	70	41	-	-	-	-	-	O. 10	@ SHI	L	3-5	0-2-0
Jason Arnott	64	28	31	59	87	-	-	-	-	-	O. 13	@ Det	L	0-9	0-3-0
Mariusz Czerkawski (BOS)	32	5	6	11	10	-	-	-	-	-	O. 15	@ Phi	L	1-7	0-4-0
(EDM)	37	12	17	29	8	-	-	-	-	-	O. 17	@ NJ	W	3-1	1-4-0
(TOT)	70	17	23	40	18	-	-	-	-	-	O. 18	@ Buf	L	1-4	1-5-0
David Oliver	80	20	19	39	34	-	-	-	-	-	O. 21	VAN	W	6-4	2-5-0
Todd Marchant	81	19	19	38	66	-	-	-	-	-	O. 22	SJ	T	1-1	2-5-1
Miroslav Satan	62	18	17	35	22	-	-	-	-	-	O. 27	WPG	W	7-5	3-5-1
Boris Mironov	78	8	24	32	101	-	-	-	-	-	O. 31	NJ	W	2-1	4-5-1
Jeff Norton (STL)	36	4	7	11	26	-	-	-	-	-	N. 1	@ Van	T	3-3	4-5-2
(EDM)	30	4	16	20	16	-	-	-	-	-	N. 4	TOR	T	3-3	4-5-3
(TOT)	66	8	23	31	42	-	-	-	-	-	N. 7	@ Det	L	2-4	4-6-3
Dean McAmmond	53	15	15	30	23	-	-	-	-	-	N. 9	@ Fla	W	4-3	4-7-3
Kelly Buchberger	82	11	14	25	184	-	-	-	-	-	@ TB	W	4-3	5-7-3	
Scott Thornton	77	9	9	18	149	-	-	-	-	-	N. 12	@ Chi	W	4-4	5-7-4
Bryan Marchment	78	3	15	18	202	-	-	-	-	-	N. 14	@ Cgy	L	2-4	5-8-4
Jiri Slegr	57	4	13	17	74	-	-	-	-	-	N. 15	MTL	L	1-4	5-9-4
David Roberts (STL)	28	1	6	7	12	-	-	-	-	-	N. 17	DET	L	4-5	5-10-4
(EDM)	6	2	4	6	6	-	-	-	-	-	N. 20	COL	T	3-3	5-10-5
(TOT)	34	3	10	13	18	-	-	-	-	-	N. 22	ANA	W	2-0	6-10-5
Ryan Smyth	48	2	9	11	28	-	-	-	-	-	N. 24	@ Cgy	W	5-2	7-10-5
Luke Richardson	82	2	9	11	108	-	-	-	-	-	N. 26	@ Wpg	L	0-4	7-11-5
Glenn Anderson	17	4	6	10	27	-	-	-	-	-	N. 28	CHI	L	3-5	7-12-5
Igor Kravchuk	26	4	4	8	10	-	-	-	-	-	D. 1	CGY	L	2-8	7-13-5
Peter White	26	5	3	8	0	-	-	-	-	-	D. 2	STL	L	3-7	7-14-5
Kent Manderville	37	3	5	8	38	-	-	-	-	-	D. 5	@ Van	L	2-6	7-15-5
Kirk Maltby	49	2	6	8	61	-	-	-	-	-	D. 7	@ Col	W	5-3	8-15-5
Ken Sutton	32	0	8	8	39	-	-	-	-	-	@ SJ	W	4-2	9-15-5	
Donald Dufresne (STL)	3	0	0	0	4	-	-	-	-	-	D. 10	@ Ana	T	3-1	10-15-5
(EDM)	42	1	6	7	16	-	-	-	-	-	D. 13	VAN	T	2-2	10-15-6
(TOT)	45	1	6	7	20	-	-	-	-	-	D. 15	@ Wpg	L	4-9	10-16-6
Brett Hauer	29	4	2	6	30	-	-	-	-	-	D. 18	OTT	W	3-1	11-16-6
Fredrik Olausson	20	0	6	6	14	-	-	-	-	-	D. 20	COL	L	1-4	11-17-6
Louie DeBrusk	38	1	3	4	96	-	-	-	-	-	D. 22	@ Wsh	L	3-6	11-18-6
Ralph Intranuovo	13	1	2	3	4	-	-	-	-	-	D. 23	@ Tor	L	1-6	11-19-6
Greg de Vries	13	1	1	2	12	-	-	-	-	-	D. 27	PHI	L	3-2	12-19-6
Jason Signorone	20	0	2	2	4	-	-	-	-	-	D. 29	LA	W	5-4	13-19-6
Tyler Wright	23	1	0	1	33	-	-	-	-	-	D. 30	NYR	L	3-8	13-20-6
Curtis Joseph	34	0	1	1	4	-	-	-	-	-	D. 30	TB	L	0-5	13-21-6
Bill Ranford	37	0	1	1	2	-	-	-	-	-	J. 1	FLA	L	2-2	13-22-6
Nick Stajduhar	2	0	0	0	4	-	-	-	-	-	J. 1	ANA	L	3-1	14-22-6
Bryan Muir	5	0	0	0	6	-	-	-	-	-	J. 1	HFD	L	1-5	14-22-6
Fred Bratthwaite	7	0	0	0	2	-	-	-	-	-	J. 1	BUF	L	5-4	15-23-6
Dennis Bonvie	8	0	0	0	47	-	-	-	-	-	J. 1	@ SHI	W	5-1	16-23-6
Joaquin Gage	16	0	0	0	4	-	-	-	-	-	J. 1	@ Dal	W	4-3	17-23-6
GOALTENDER	GP	MIN	GA	SO	GAA	W-L-T	GP	MIN	GA	GAA	W-L				
Fred Bratthwaite	7	293	12	0	2.46	0-2-0	-	-	-	-	J. 24	DAL	L	3-5	17-24-6
Curtis Joseph	34	1936	111	0	3.44	15-16-2	-	-	-	-	J. 26	NYI	W	4-1	18-24-6
Joaquin Gage	16	717	45	0	3.77	2-8-1	-	-	-	-	J. 30	@ Cgy	L	0-4	18-25-6
Bill Ranford	37	2015	128	1	3.81	13-18-5	-	-	-	-	J. 31	CHI	L	0-4	18-26-6
											E. 7	WSH	L	1-2	18-27-6
											E. 9	VAN	L	2-3	18-28-6
											F. 1	CGY	W	4-2	19-28-6
											F. 14	ANA	W	3-2	20-28-6
											F. 16	@ Dal	L	1-6	20-29-6
											F. 18	@ Chi	L	4-1	20-30-6
											F. 19	@ Col	L	5-7	20-31-6
											F. 21	LA	L	7-2	21-31-6
											F. 23	BOS	L	4-7	21-32-6
											F. 25	@ NYI	L	0-2	21-33-6
											F. 27	@ Bos	W	4-3	22-33-6
											F. 28	@ Hfd	T	4-4	22-33-7
											M. 1	PIT	L	4-5	22-34-7
											M. 3	STL	L	3-4	22-35-7
											M. 6	@ LA	L	2-3	22-36-7
											M. 8	SJ	W	4-2	23-36-7
											M. 13	@ SJ	W	8-3	24-36-7
											M. 16	@ LA	W	5-2	25-36-7
											M. 17	@ Col	L	1-8	25-37-7
											M. 19	@ NYR	L	4-1	26-37-7
											M. 21	@ Phi	L	4-5	26-38-7
											M. 23	@ Mtl	L	6-5	27-38-7
											M. 24	@ Ott	W	3-2	28-38-7
											M. 27	LA	T	3-3	28-38-8
											M. 29	WPG	W	3-2	29-38-8
											M. 30	TOR	L	3-4	29-39-8
											A. 1	@ Van	L	6-2	30-39-8
											A. 3	@ Ana	L	0-1	30-40-8
											A. 4	@ SJ	L	3-5	30-41-8
											A. 8	CGY	L	2-3	30-42-8
											A. 10	DAL	L	2-4	30-43-8
											A. 13	@ Tor	L	3-6	30-44-8



EDMONTON OILERS 1996-97 RESULTS & STATISTICS

COACH	REGULAR SEASON								PLAYOFFS				
	GP	W	L	T	PTS	GF	GA	GP	W	L	GF	GA	
Ron Low	82	36	37	9	81	252	247	12	5	7	32	37	

3rd Pacific Division, 13th Overall. Playoffs: Won Western Conference Quarter-Final 4-3 vs Dallas, Lost Western Conference Semi-Final 4-1 vs Colorado.

PLAYER	REGULAR SEASON					PLAYOFFS					GAME-BY-GAME RESULTS				
	GP	G	A	PTS	PIM	GP	G	A	PTS	PIM	DATE	OPPONENT	RESULT	RECORD	
Doug Weight	80	21	61	82	80	12	3	8	11	8	O. 4	BUF	W. 4-3	1-0-0	
Ryan Smyth	82	39	22	61	76	12	5	5	10	12	O. 6	VAN	W. 2-0	2-0-0	
Andrei Kovalenko	74	32	27	59	81	12	4	3	7	6	O. 8	@ Tor	W. 4-2	3-0-0	
Jason Arnott	67	19	38	57	92	12	3	6	9	18	O. 9	@ Det	L. 1-3	3-1-0	
Mariusz Czerkawski	76	26	21	47	16	12	2	1	3	10	O. 11	STL	L. 1-3	3-2-0	
Kelly Buchberger	81	8	30	38	159	12	5	2	7	16	O. 14	@ Pho	W. 6-3	4-2-0	
Todd Marchant	79	14	19	33	44	12	4	2	6	12	O. 15	@ Col	L. 2-7	4-3-0	
Mike Grier	79	15	17	32	45	12	3	1	4	4	O. 20	@ Cgy	L. 3-6	4-4-0	
Boris Mironov	55	6	26	32	85	12	2	8	10	16	O. 22	PIT	W. 5-2	5-4-0	
Rem Murray	82	11	20	31	16	12	1	2	3	4	O. 24	@ LA	L. W. 8-2	6-4-0	
Dean McAmmond	57	12	17	29	28	-	-	-	-	-	O. 26	PHO	L. 2-4	6-5-0	
Miroslav Satan	64	17	11	28	22	-	-	-	-	-	O. 30	COL	W. 4-1	7-5-0	
Mats Lindgren	69	11	14	25	12	12	0	4	4	0	N. 1	VAN	L. 4-5	7-6-0	
Dan McGillis	73	6	16	22	52	12	0	5	5	24	N. 3	@ Chi	L. 2-4	7-7-0	
Drew Bannister (TB)	64	4	13	17	44	-	-	-	-	-	N. 6	@ Pit	L. 2-5	7-8-0	
(EDM)	1	0	1	1	0	12	0	0	0	30	N. 7	@ Bos	W. 6-0	8-8-0	
(TOT)	65	4	14	18	44	-	-	-	-	-	N. 9	@ Tor	L. 3-7	8-9-0	
Bryan Marchant	71	3	13	16	132	3	0	0	0	4	N. 11	@ Mtl	L. 3-3	8-10-0	
Petr Klima (LA)	8	0	4	2	-	-	-	-	-	-	N. 13	DAL	W. 4-0	9-10-0	
(PIT)	9	1	3	4	4	-	-	-	-	-	N. 17	DAL	L. 3-7	9-11-0	
(EDM)	16	1	5	6	6	6	0	0	0	4	N. 19	CHI	T. 4-4	OT 9-11-1	
(TOT)	33	2	12	14	12	-	-	-	-	-	N. 21	NYR	W. 3-2	10-11-1	
Kevin Lowe	64	1	13	14	50	1	0	0	0	0	N. 23	CGY	W. 3-2	11-11-1	
Jeff Norton	62	2	11	13	42	-	-	-	-	-	N. 26	@ Cgy	W. 10-1	12-11-1	
Luke Richardson	82	1	11	12	91	12	0	2	2	14	N. 27	LA	L. 1-5	12-12-1	
Barrie Moore (BUF)	31	2	6	8	18	-	-	-	-	-	N. 29	@ SJ	W. 4-2	13-12-1	
(EDM)	4	0	0	0	0	-	-	-	-	-	D. 1	@ Ana	L. 2-4	13-13-1	
(TOT)	35	2	6	8	18	-	-	-	-	-	D. 4	@ Col	O. 0-2	13-14-1	
Michel Petit	18	2	4	6	20	-	-	-	-	-	D. 6	OTT	L. W. 2-3	14-14-1	
Greg de Vries	37	0	4	4	52	12	0	1	1	8	D. 8	STL	W. 2-3	14-15-1	
David Oliver	17	1	2	3	4	-	-	-	-	-	D. 10	@ Det	L. 0-0	OT 14-15-2	
Louie DeBrusk	32	2	0	2	94	6	0	0	0	4	D. 12	@ TB	T. 2-2	OT 14-15-3	
Ralph Intranuovo (TOR)	3	0	1	1	0	-	-	-	-	-	D. 15	@ Fla	L. 3-6	14-16-3	
(EDM)	5	1	0	1	0	-	-	-	-	-	D. 18	COL	T. 4-4	OT 14-16-4	
(TOT)	8	1	1	2	0	-	-	-	-	-	D. 20	NY	L. 2-3	14-17-4	
Curtis Joseph	72	0	2	2	20	12	0	0	0	2	D. 22	DET	L. 2-6	14-18-4	
Steve Kelly	8	1	0	1	6	6	0	0	0	2	D. 23	@ Van	W. 7-0	15-18-4	
Donald Dufresne	22	0	1	1	15	3	0	0	0	0	D. 27	PHI	L. 4-6	15-19-4	
Craig Millar	1	0	0	0	2	-	-	-	-	-	D. 28	SJ	W. 5-3	16-19-4	
Sean Brown	5	0	0	0	4	-	-	-	-	-	D. 30	LA	W. W. 4-3	17-19-4	
Jesse Belanger	6	0	0	0	0	-	-	-	-	-	J. 3	@ TOR	W. 5-2	18-19-4	
Joe Hulbig	6	0	0	0	0	6	0	1	1	2	J. 7	@ StL	W. 5-2	19-19-4	
Bob Essensa	19	0	0	0	4	-	-	-	-	-	J. 8	@ Chi	L. 1-4	19-20-4	
Bryan Muir	-	-	-	-	-	5	0	0	0	4	J. 11	SJ	L. 1-2	19-21-4	
GOALTENDER	GP	MIN	GA	SO	GAA	W-L-T	GP	MIN	GA	GAA	W-L	J. 12	HFD	W. 4-1	OT 20-21-4
Bob Essensa	19	869	41	1	2.83	4-8-0	-	-	-	-	-	J. 15	FLA	L. 4-0	21-21-4
Curtis Joseph	72	4100	200	6	2.93	32-29-9	12	767	36	2.82	5-7	J. 21	@ NVR	T. 4-4	OT 21-21-5
												J. 22	@ NYI	L. 1-8	21-22-5
												J. 24	@ Buf	W. 3-1	22-22-5
												J. 26	@ Buf	W. 3-1	23-22-5
												J. 29	@ Wsh	W. 3-1	24-22-5
												M. 3	NYI	W. 1-0	25-22-5
												F. 5	CGY	L. W. 1-0	26-22-5
												F. 8	ANA	L. 1-2	OT 26-23-5
												F. 9	WSH	W. 4-1	27-23-5
												F. 12	BOS	W. 4-3	28-23-5
												F. 13	@ Cgy	L. 2-3	28-24-5
												F. 15	@ LA	L. T. 2-2	OT 28-24-6
												F. 17	@ Ana	L. 1-5	28-25-6
												F. 19	TOR	W. 6-1	29-25-6
												F. 21	COL	L. 3-6	29-26-6
												F. 23	@ Dal	L. T. 3-3	OT 29-27-7
												F. 26	@ Ana	L. T. 3-3	OT 29-27-7
												F. 27	@ LA	L. 3-6	29-28-7
												M. 1	MTL	L. 4-5	29-29-7
												M. 4	LA	W. 4-1	30-29-7
												M. 7	@ Dal	L. 1-2	30-30-7
												M. 9	@ StL	W. 4-1	31-30-7
												M. 11	@ NY	L. 1-6	31-31-7
												M. 13	@ Phi	L. 4-5	31-32-7
												M. 15	@ Hfd	W. 4-2	32-32-7
												M. 19	TB	L. W. 3-1	33-32-7
												M. 23	ANA	L. W. 3-1	33-33-7
												M. 24	@ SJ	W. 5-1	34-33-7
												M. 28	@ SJ	L. 3-4	34-34-7
												M. 29	@ Pho	W. 3-1	35-34-7
												M. 31	DAL	L. 1-3	35-35-7
												A. 3	CHI	W. 4-2	36-35-7
												A. 5	DET	T. 2-2	36-35-8
												A. 9	VAN	T. 3-3	OT 36-35-9
												A. 11	PHO	L. 2-6	36-36-9
												A. 12	@ Van	L. 4-5	36-37-9



EDMONTON OILERS 1997-98 RESULTS & STATISTICS

COACH	REGULAR SEASON					PLAYOFFS						
	GP	W	L	T	PTS	GF	GA	GP	W	L	GF	GA
Ron Low	82	35	37	10	80	215	224	12	5	7	24	25

3rd Pacific Division, 15th Overall. Playoffs: Won Western Conference Quarter-Final 4-3 vs Colorado, Lost Western Conference Semi-Final 4-1 vs Dallas.

PLAYER	REGULAR SEASON					PLAYOFFS					GAME-BY-GAME RESULTS			RECORD
	GP	G	A	PTS	PIM	GP	G	A	PTS	PIM	DATE	OPPONENT	RESULT	
Doug Weight	79	26	44	70	69	12	2	7	9	14	O. 1	@ SJ	W. 5-3	1-0-0
Dean McAmmond	77	19	31	50	46	12	1	4	5	12	O. 3	DET	L. 2-3	1-1-0
Boris Mironov	81	16	30	46	100	12	3	3	6	27	O. 5	COL	L. 0-3	1-2-0
Janne Niinimaa (PHI)	66	3	31	34	56	-	-	-	-	-	O. 8	NYR	L. 3-3	1-2-1
(EDM)	11	1	8	9	6	11	1	1	2	12	O. 11	TOR	W. 2-1	2-2-1
(TOT)	77	4	39	43	62	-	-	-	-	-	O. 13	@ Van	L. 0-3	2-3-1
Roman Hamrik (TB)	37	3	12	15	22	-	-	-	-	-	O. 15	COL	L. 2-6	2-4-1
(EDM)	41	6	20	26	48	12	0	6	6	12	O. 17	@ Ana	L. 1-2	2-5-1
(TOT)	78	9	32	41	70	-	-	-	-	-	O. 19	@ LA	W. 3-2	3-5-1
Bill Guerin (NJ)	19	5	5	10	13	-	-	-	-	-	O. 21	BOS	L. 1-2	3-6-1
(EDM)	40	13	16	29	80	12	7	1	8	17	O. 24	PIT	W. 4-3	4-6-1
(TOT)	59	18	21	39	93	-	-	-	-	-	O. 29	PHO	W. 3-2	5-6-1
Todd Marchant	76	14	21	35	71	12	1	1	2	10	N. 1	@ Bos	L. 1-1	5-7-1
Ryan Smyth	65	20	13	33	44	12	1	3	4	16	N. 3	@ NYR	L. 1-5	5-8-1
Tony Hrkac (DAL)	13	5	3	8	0	-	-	-	-	-	N. 5	@ NYI	L. 4-4	5-9-1
(EDM)	36	8	11	19	10	12	0	3	3	2	N. 6	@ Phi	L. 2-6	5-10-1
(TOT)	49	13	14	27	10	-	-	-	-	-	N. 8	@ Wsh	L. 1-2	5-11-1
Mats Lindgren	82	13	13	26	42	12	1	1	2	10	N. 10	@ Buf	L. 4-4	5-12-1
Dan McGillis	67	10	15	25	74	-	-	-	-	-	N. 12	CAR	L. 4-6	5-13-1
Scott Fraser	29	12	11	23	6	11	1	1	2	0	N. 15	CGY	T. 2-2	5-14-1
Andrei Kovalenko	59	6	17	23	28	1	0	0	0	2	N. 17	@ Pho	L. 3-6	5-15-1
Kelly Buchberger	82	6	17	23	122	12	1	2	3	25	N. 19	@ Dal	L. 2-3	5-16-1
Valeri Zelepkun (NJ)	35	2	8	10	32	-	-	-	-	-	N. 20	@ Stl	W. 3-0	5-17-1
(EDM)	33	2	10	12	57	8	1	2	3	2	N. 22	@ Ott	W. 2-2	5-18-1
(TOT)	68	4	18	22	89	-	-	-	-	-	N. 25	CHI	T. 1-3	5-19-1
Rem Murray	61	9	9	18	39	11	1	4	5	2	N. 28	ANA	L. 1-3	5-20-1
Jason Arnott	35	5	13	18	78	-	-	-	-	-	N. 30	SJ	L. 6-1	5-21-1
Mike Grier	66	9	6	15	73	12	2	2	4	13	D. 2	@ Col	L. 2-4	5-22-1
Greg de Vries	65	7	4	11	80	7	0	0	0	21	D. 3	@ Dal	L. 1-4	5-23-1
Bobby Dollas (ANA)	22	0	1	1	27	-	-	-	-	-	D. 5	DET	W. 3-1	5-24-1
(EDM)	30	2	5	7	22	11	0	0	0	16	D. 7	@ Chi	T. 3-3	5-25-1
(TOT)	52	2	6	8	49	-	-	-	-	-	D. 10	@ NJ	L. 2-4	5-26-1
Drake Berehowsky	67	1	6	7	169	12	1	2	3	14	D. 12	@ Stl	W. 3-2	5-27-1
Boyd Devereaux	38	1	4	5	6	-	-	-	-	-	D. 13	@ Det	W. 4-1	5-28-1
Craig Millar	11	4	0	4	8	-	-	-	-	-	D. 17	CHI	L. 0-0	5-29-1
Joe Hulbig	17	2	2	4	2	-	-	-	-	-	D. 20	DAL	L. 1-3	5-30-1
Ray Whitney	9	1	3	4	0	-	-	-	-	-	D. 22	@ Mtl	L. 3-3	5-31-1
Bryan Marchment	27	0	4	4	58	-	-	-	-	-	D. 23	@ Tor	L. 4-5	5-32-1
Mike Watt	14	1	2	3	4	-	-	-	-	-	D. 27	COL	L. 1-5	5-33-1
Frank Musil	17	1	2	3	8	7	0	0	0	6	D. 30	PHI	L. 1-3	5-34-1
Steve Kelly	19	0	2	2	8	-	-	-	-	-	J. 2	MTL	L. 3-5	5-35-1
Drew Bannister	34	0	2	2	42	-	-	-	-	-	J. 4	LA	L. 2-3	5-36-1
Curtis Joseph	71	0	2	2	4	12	0	0	0	2	J. 7	LA	W. 3-2	5-37-1
Sean Brown	18	0	1	1	43	-	-	-	-	-	J. 9	@ Ana	W. 5-1	5-38-1
Bill Huard	30	0	1	1	72	4	0	0	0	2	J. 10	@ Van	W. 4-2	5-39-1
Scott Ferguson	1	0	0	0	0	-	-	-	-	-	J. 12	STL	W. 2-1	5-40-1
Ladislav Benysek	2	0	0	0	0	-	-	-	-	-	J. 14	CGY	W. 5-2	5-41-1
Jason Bowen	4	0	0	0	10	-	-	-	-	-	J. 17	PHO	L. 6-2	5-42-1
Dennis Bonvie	4	0	0	0	27	-	-	-	-	-	J. 20	@ SJ	W. 5-2	5-43-1
Bryan Muir	7	0	0	0	17	-	-	-	-	-	J. 23	@ Phi	W. 5-2	5-44-1
Kevin Lowe	7	0	0	0	22	1	0	0	0	4	J. 24	@ NJ	L. 1-2	5-45-1
Terran Sandwith	8	0	0	0	6	-	-	-	-	-	J. 26	@ Col	L. 1-2	5-46-1
Georges Laraque	11	0	0	0	59	-	-	-	-	-	J. 28	NJ	T. 1-1	5-47-1
Bob Essensa	16	0	0	0	0	1	0	0	0	0	J. 31	VAN	L. 3-6	5-48-1
Doug Friedman	16	0	0	0	20	-	-	-	-	-	F. 2	LA	W. 1-0	5-49-1
											F. 4	SJ	L. 0-3	5-50-1
											F. 6	@ Van	L. 4-5	5-51-1
											F. 8	@ Cgy	L. 2-4	5-52-1
											F. 25	OTT	W. 5-2	5-53-1
											F. 27	ANA	L. 0-4	5-54-1
											F. 28	SJ	W. 4-1	5-55-1
											F. M. 2	@ Col	W. 5-4	5-56-1
											M. 4	TB	W. 4-2	5-57-1
											M. 7	@ Tor	L. 1-4	5-58-1
											M. 9	@ Chi	W. 4-3	5-59-1
											M. 11	@ TB	W. 2-0	5-60-1
											M. 13	@ Fla	W. 4-0	5-61-1
											M. 15	@ Car	L. 1-4	5-62-1
											M. 17	@ Det	L. 3-4	5-63-1
											M. 18	@ Pit	L. 2-4	5-64-1
											M. 21	STL	L. 2-0	5-65-1
											M. 25	NYI	W. 4-1	5-66-1
											M. 27	WSH	L. 4-2	5-67-1
											M. 30	BUF	L. 0-1	5-68-1
											M. 27	CGY	W. 3-1	5-69-1
											A. 1	@ Van	L. 2-4	5-70-1
											A. 3	DAL	W. 4-1	5-71-1
											A. 6	VAN	W. 3-2	5-72-1
											A. 8	@ Ana	L. 2-4	5-73-1
											A. 9	@ LA	W. 4-0	5-74-1
											A. 11	@ Cgy	W. 5-4	5-75-1
											A. 15	ANA	W. 5-3	5-76-1
											A. 18	@ Tor	W. 4-3	5-77-1



EDMONTON OILERS 1998-99 RESULTS & STATISTICS

COACH	REGULAR SEASON							PLAYOFFS				
	GP	W	L	T	PTS	GF	GA	GP	W	L	GF	GA
Ron Low	82	33	37	12	78	230	226	4	0	4	7	11

2nd Northwest Division, 16th Overall. Playoffs: Lost Western Conference Quarter-Final 4-0 vs Dallas.

PLAYER	REGULAR SEASON					PLAYOFFS					GAME-BY-GAME RESULTS				
	GP	G	A	PTS	PIM	GP	G	A	PTS	PIM	DATE	OPPONENT	RESULT	RECORD	
Bill Guerin	80	30	34	64	133	3	0	2	2	2	O. 10	LA	L 1-2	0-1-0	
Josef Beranek	66	19	30	49	23	2	0	0	0	4	O. 13	TOR	L 2-3	0-2-0	
Mike Grier	82	20	24	44	54	4	1	1	2	6	O. 14	@ Van	L W 4-1	1-2-0	
Pat Falloon	82	17	23	40	20	4	0	1	1	4	O. 17	@ NY	W 4-2	2-2-0	
Boris Mironov	63	11	29	40	104	-	-	-	-	-	O. 20	@ NYR	L 2-3	2-3-0	
Rem Murray	78	21	18	39	20	4	1	1	2	2	O. 21	@ NYI	W 4-2	3-3-0	
Doug Weight	43	6	31	37	12	4	1	1	2	15	O. 24	@ Col	L 4-6	3-4-0	
Todd Marchant	82	14	22	36	65	4	1	1	2	12	O. 28	WSH	W 8-2	4-4-0	
Alex Selivanov (TB)	43	6	13	19	18	-	-	-	-	-	O. 31	PIT	W 4-1	5-4-0	
(EDM)	29	8	6	14	24	2	0	1	1	2	N. 2	VAN	W 5-3	6-4-0	
(TOT)	72	14	19	33	42	-	-	-	-	-	N. 4	NSH	W 3-2	7-4-0	
Roman Hamrlik	75	8	24	32	70	3	0	0	0	2	N. 6	COL	L 2-5	7-5-0	
Ryan Smyth	71	13	18	31	62	3	3	0	3	0	N. 8	@ Chi	W 3-5	8-5-0	
Janne Niinimaa	81	4	24	28	88	4	0	0	0	2	N. 11	@ Tor	L 2-3	8-6-0	
Chad Kilger (CHI)	64	14	11	25	30	-	-	-	-	-	N. 12	@ Ott	T W 4-1	8-6-1	
(EDM)	13	1	1	2	4	4	0	0	0	4	N. 14	@ Det	W 4-1	9-7-1	
(TOT)	77	15	12	27	34	-	-	-	-	-	N. 18	MTL	L 2-6	10-7-1	
Andrei Kovalenko	43	13	14	27	30	-	-	-	-	-	N. 20	@ Ana	W 3-2	11-7-1	
Dean McAmmond	65	9	16	25	36	-	-	-	-	-	N. 21	@ Pho	L 2-3	10-8-1	
Ethan Moreau (CHI)	66	9	6	15	84	-	-	-	-	-	N. 25	COL	W 3-0	11-8-1	
(EDM)	14	1	5	6	8	4	0	3	3	6	N. 27	@ Cgy	L 2-2	12-8-1	
(TOT)	80	10	11	21	92	-	-	-	-	-	N. 29	CHI	W 3-2	12-9-1	
Tom Poti	73	5	16	21	42	4	0	1	1	2	D. 2	PHO	L W 4-3	13-9-1	
Mats Lindgren	48	5	12	17	22	-	-	-	-	-	D. 4	TB	L 1-2	13-10-1	
Jason Smith (TOR)	60	2	11	13	40	-	-	-	-	-	D. 6	DAL	L 2-6	13-11-1	
Jason Smith (EDM)	12	1	1	2	11	4	0	1	1	4	D. 8	@ Nsh	T 3-3	13-11-2	
Jason Smith (TOT)	72	3	12	15	51	-	-	-	-	-	D. 9	@ Chi	L 1-3	13-12-2	
Boyd Devereaux	61	6	8	14	23	1	0	0	0	0	D. 11	@ Det	L 2-3	13-13-2	
Christian Lafamme (CHI)	62	2	11	13	70	-	-	-	-	-	D. 13	@ Phi	L 1-2	13-13-3	
(EDM)	11	0	1	1	0	4	0	1	1	2	D. 15	@ Car	L 0-3	13-14-3	
(TOT)	73	2	12	14	70	-	-	-	-	-	D. 18	@ TB	L W 4-1	14-14-3	
Kelly Buchberger	52	4	4	8	68	4	0	0	0	0	D. 19	@ Fla	L 1-3	14-15-3	
Sean Brown	51	0	7	7	188	1	0	0	0	10	D. 23	SJ	L 3-5	14-16-3	
Kevin Brown	12	4	2	6	0	-	-	-	-	-	D. 27	VAN	W 3-0	15-16-3	
Georges Laraque	39	3	2	5	57	4	0	0	0	2	D. 29	MTL	L 2-5	15-17-3	
Todd Reirden	17	2	3	5	20	-	-	-	-	-	J. 3	PHI	L 3-4	15-17-4	
Marty McSorley	46	2	3	5	101	3	0	0	0	2	J. 5	LA	T 3-3	15-17-4	
Frank Musil	39	0	3	3	34	1	0	0	0	0	J. 7	@ Pho	W 7-1	16-18-4	
Vladimir Vorobiev	2	2	0	2	2	1	0	0	0	0	J. 9	@ LA	T 1-1	16-18-5	
Craig Millar	24	0	2	2	19	-	-	-	-	-	J. 10	@ Ana	L 4-6	16-19-5	
Chris Ferraro	2	1	0	1	0	-	-	-	-	-	J. 12	DAL	L 2-2	16-19-6	
Steve Passmore	6	0	1	1	2	-	-	-	-	-	J. 14	@ Van	W 4-3	17-19-6	
Bob Essensa	39	0	1	1	0	-	-	-	-	-	J. 17	DET	W 3-1	18-19-6	
Jim Dowd	1	0	0	0	0	-	-	-	-	-	J. 21	@ SJ	L 3-3	18-19-7	
Joe Hulbig	1	0	0	0	2	-	-	-	-	-	J. 27	CHI	L 3-4	18-20-7	
Bill Huard	3	0	0	0	0	-	-	-	-	-	J. 30	ANA	T W 1-0	19-20-7	
Dan LaCouture	3	0	0	0	0	-	-	-	-	-	F. 1	STL	L 3-4	19-21-7	
Daniel Lacroix	4	0	0	0	13	-	-	-	-	-	F. 3	OTT	T 2-2	19-21-8	
Fredrik Lindquist	8	0	0	0	2	-	-	-	-	-	F. 5	NSH	W 4-2	20-21-8	
Mikhail Shtalenkov	34	0	0	0	2	-	-	-	-	-	F. 8	@ Cgy	L 1-2	20-22-8	
Tommy Salo (NYI)	51	0	0	0	12	-	-	-	-	-	F. 9	BOS	L 0-2	20-23-8	
(EDM)	13	0	0	0	0	4	0	0	0	0	F. 11	@ Det	L 2-4	20-24-8	
(TOT)	64	0	0	0	12	-	-	-	-	-	F. 13	@ Stl	W 3-2	21-24-8	
GOALTENDER	GP	MINS	GA	SO	GAA.	W-L-T	GP	MIN	GA	GAA.	W-L	F. 15	@ Dal	L 1-4	21-25-8
Tommy Salo	13	700	27	0	2.31	8-2-2	4	296	11	2.23	0-4	F. 17	@ Ana	W 6-2	22-25-8
M. Shtalenkov	34	1819	81	3	2.67	12-17-3	-	-	-	-	-	F. 18	@ LA	L 1-2	22-26-8
Bob Essensa	39	2091	96	0	2.75	12-14-6	-	-	-	-	-	F. 21	NYR	L 4-2	22-27-8
Steve Passmore	6	362	17	0	2.82	1-4-1	-	-	-	-	-	F. 24	ANA	L 1-2	22-28-8
												F. 26	BUF	W 6-3	23-28-8
												F. 27	CAR	W 2-2	23-28-9
												M. 1	@ Col	L 4-7	24-28-9
												M. 3	@ Buf	W 5-3	25-28-9
												M. 5	@ Pit	T 2-2	25-29-9
												M. 6	@ Wsh	L 3-4	26-29-10
												M. 10	@ Dal	L 4-7	26-30-10
												M. 13	@ Stl	L 4-6	26-31-10
												M. 14	@ Nsh	L 1-3	26-32-10
												M. 17	NJ	L 1-4	26-33-10
												M. 20	VAN	W 4-2	26-33-11
												M. 22	CGY	L 2-2	26-34-11
												M. 24	MTL	L 0-2	26-34-11
												M. 26	STL	L 0-1	27-34-11
												M. 28	SJ	W 5-2	28-34-11
												M. 30	PHO	L 4-7	28-35-11
												A. 1	TOR	L 1-5	28-36-11
												A. 3	@ Col	L 2-5	28-37-11
												A. 7	CGY	W 4-2	29-37-11
												A. 9	@ Cgy	W 4-1	30-37-11
												A. 10	@ Van	T 1-1	30-37-12
												A. 12	@ SJ	W 5-4	31-37-12
												A. 16	COL	W 5-1	32-37-12
												A. 17	CGY	W 3-2	33-37-12



EDMONTON OILERS 1999-00 RESULTS & STATISTICS

COACH	REGULAR SEASON								PLAYOFFS				
	GP	W	L	T	OTL	PTS	GF	GA	GP	W	L	GF	GA
Kevin Lowe	82	32	26	16	8	88	226	212	5	1	4	11	14

2nd Northwest Division, 14th Overall. Playoffs: Lost Western Conference Quarter-Final 4-1 vs Dallas.

PLAYER	REGULAR SEASON					PLAYOFFS					GAME-BY-GAME RESULTS			RECORD		
	GP	G	A	PTS	PIM	GP	G	A	PTS	PIM	DATE	OPPONENT	RESULT			
Doug Weight	77	21	51	72	54	5	3	2	5	4	O. 1	NVR	T 1-1	OT	0-0-1-0	
Ryan Smyth	82	28	26	54	58	5	1	0	1	6	O. 6	MTL	L 2-1		1-0-1-0	
Alex Selivanov	67	20	27	47	46	5	0	0	0	8	O. 7	@ SJ	L 2-3	OT	1-0-1-1	
Bill Guerin	70	24	22	46	123	5	3	2	5	9	O. 9	STL	L 2-4		1-1-1-1	
German Titov (PIT)	63	17	25	42	34	-	-	-	-	-	O. 13	CAR	T 3-3	OT	1-1-2-1	
(EDM)	7	0	4	4	4	5	1	1	2	0	O. 16	LA	W 5-4		2-1-2-1	
(TOT)	70	17	29	46	38	-	-	-	-	-	O. 20	@ Dal	L 1-2		2-2-2-1	
Roman Hamrik	80	8	37	45	68	5	0	1	1	4	O. 21	@ Stl	L 2-3	OT	2-2-2-2	
Todd Marchant	82	17	23	40	70	3	1	0	1	2	O. 23	@ Nsh	L 3-4		2-3-2-2	
Tom Poti	76	9	26	35	65	5	0	1	1	0	O. 26	PHO	W 3-1		3-3-2-2	
Janne Niinimaa	81	8	25	33	89	5	0	2	2	2	O. 31	NSH	W 4-2		4-3-2-2	
Mike Grier	65	9	22	31	68	-	-	-	-	-	N. 3	FLA	T 2-2	OT	4-3-3-2	
Ethan Moreau	73	17	10	27	62	5	0	1	1	0	N. 5	STL	L 1-3		4-4-3-2	
Boyd Devereaux	76	8	19	27	20	-	-	-	-	-	N. 9	@ Ana	L 1-1		4-5-3-2	
Jim Dowd	69	5	18	23	45	5	2	1	3	4	N. 10	@ Pho	L 4-5	OT	4-5-4-3	
Pat Falloon	33	5	13	18	4	-	-	-	-	-	N. 12	@ Chi	T 2-2	OT	4-5-5-3	
Josef Beranek	58	9	8	17	39	-	-	-	-	-	N. 14	@ Stl	L 7-6		5-5-5-3	
Georges Laraque	76	8	8	16	123	5	0	1	1	6	N. 20	DET	W 2-1		6-5-5-3	
Rem Murray	44	9	5	14	8	5	0	1	1	2	N. 21	NYI	T 4-4	OT	6-5-6-3	
Jason Smith	80	3	11	14	60	3	0	2	2	2	N. 24	CHI	L 2-3		6-6-6-3	
Sean Brown	72	4	8	12	192	5	0	1	1	4	N. 26	@ Det	L 2-4		6-7-6-3	
Igor Ulanov (MTL)	43	1	5	6	76	-	-	-	-	-	N. 27	@ Tor	L 2-5		6-8-6-3	
(EDM)	14	0	3	3	10	5	0	0	0	6	D. 1	COL	W 3-1		7-8-6-3	
(TOT)	57	1	8	9	86	-	-	-	-	-	D. 2	@ Van	L 2-3		7-8-6-4	
Daniel Cleary	17	3	2	5	8	4	0	1	1	2	D. 4	VAN	W 3-2		8-8-6-4	
Chad Kilger	40	3	2	5	18	3	0	0	0	0	D. 6	@ Chi	L 1-2		8-9-6-4	
Christian Lafamme	50	0	5	5	32	-	-	-	-	-	D. 8	@ NVR	L 1-2	OT	8-9-6-5	
Bert Robertsson	52	0	4	4	34	5	0	0	0	0	D. 9	@ Bos	T 2-2	OT	8-9-7-5	
Paul Comrie	15	1	2	3	4	-	-	-	-	-	D. 11	@ NYJ	T 3-1		9-9-7-5	
Brett Hauer	5	0	2	2	2	-	-	-	-	-	D. 14	@ Det	W 4-2		10-9-7-5	
Tommy Salo	70	0	1	1	8	5	0	0	0	2	D. 15	@ Dal	L 1-5		10-10-7-5	
Mike Minard	1	0	0	0	0	-	-	-	-	-	D. 17	DAL	T 2-2	OT	10-10-8-5	
Michel Picard	2	0	0	0	2	-	-	-	-	-	D. 19	OTT	T 3-3	OT	10-10-9-5	
Dan LaCourte	5	0	0	0	10	1	0	0	0	0	D. 21	WSH	W 6-2		11-10-9-5	
Kevin Brown	7	0	0	0	0	-	-	-	-	-	D. 23	@ Cgy	L 1-2		11-11-9-5	
Bill Ranford	16	0	0	0	2	-	-	-	-	-	D. 27	ANA	L 4-1		12-11-9-5	
GOALTENDER	GP	MINS	GA	SO	GAA	W-L-T	GP	MIN	GA	SO	GAA	W-L				
Tommy Salo	70	4164	162	2	2.33	27-28-13	5	297	14	0	2.83	1-4				
Mike Minard	1	60	3	0	3.00	1-0-0	-	-	-	-	-	-				
Bill Ranford	16	785	47	0	3.59	4-6-3	-	-	-	-	-	-				



EDMONTON OILERS 2000-01 RESULTS & STATISTICS

COACH	REGULAR SEASON									PLAYOFFS				
	GP	W	L	T	OTL	PTS	GF	GA		GP	W	L	GF	GA
Craig MacTavish	82	39	28	12	3	93	243	222		6	2	4	11	16

2nd Northwest Division, 12th Overall. Playoffs: Lost Western Conference Quarter-Final 4-2 vs Dallas.

PLAYER	REGULAR SEASON					PLAYOFFS					GAME-BY-GAME RESULTS				
	GP	G	A	PTS	PIM	GP	G	A	PTS	PIM	DATE	OPPONENT	RESULT	RECORD	
Doug Weight	82	25	65	90	91	6	1	4	6	17	O. 6	DET	W. 2-1	1-0-0	
Ryan Smyth	82	31	39	70	58	6	3	4	7	4	O. 7	COL	W. 1-1	1-0-1	
Janne Niinimaa	82	12	34	46	90	6	0	2	2	6	O. 10	@ Mtl	L. 2-5	1-1-1	
Anson Carter	61	16	26	42	23	6	3	1	4	4	O. 11	@ Det	L. W. 4-3	2-1-1	
Todd Marchant	71	13	26	39	51	6	0	0	0	4	O. 13	BUF	W. 3-2	3-1-1	
Mike Grier	74	20	16	36	20	6	0	0	0	8	O. 15	@ Min	W. 5-3	4-1-1	
Rem Murray	82	15	21	36	24	6	2	0	2	6	O. 17	BOS	W. 6-1	5-1-1	
Daniel Cleary	81	14	21	35	37	6	1	1	2	8	O. 19	TOR	L. 1-4	5-2-1	
Tom Poti	81	12	20	32	60	6	0	2	2	2	O. 22	PHO	T. 3-3	5-2-2	
Sergei Zholtok (MTL)	32	1	10	11	8	-	-	-	-	-	O. 25	ATL	L. 1-3	5-3-2	
(EDM)	37	4	16	20	22	3	0	0	0	0	O. 27	@ Ana	L. 2-3	5-4-2	
(TOT)	69	5	26	31	30	-	-	-	-	-	O. 28	@ Col	L. 2-4	5-5-2	
Georges Laraque	82	13	16	29	148	6	1	1	2	8	O. 30	ANA	W. 5-3	6-5-2	
Igor Ulanov	67	3	20	23	90	6	0	0	0	4	N. 1	CGY	W. 3-2	6-5-2	
Bill Guerin	21	12	10	22	18	-	-	-	-	-	N. 3	MIN	W. 3-0	6-5-2	
Mike Comrie	41	8	14	22	14	6	1	2	3	0	N. 5	@ Cbj	W. 4-2	6-5-2	
Eric Brewer	77	7	14	21	53	6	1	5	6	2	N. 9	@ NYR	L. 3-4	6-6-2	
Jason Smith	82	5	15	20	120	6	0	2	2	6	N. 9	@ Phi	L. 0-2	9-7-2	
Ethan Moreau	68	9	10	19	90	4	0	0	0	2	N. 11	@ Pit	L. 2-5	9-8-2	
Shawn Horcoff	49	9	7	16	10	5	0	0	0	0	N. 12	@ Min	W. 5-4	10-8-2	
Domenic Pittis	47	4	5	9	49	3	0	0	0	2	N. 14	STL	T. 3-0	11-8-2	
Chad Kilger	34	5	2	7	17	-	-	-	-	-	N. 17	CHI	T. 3-3	11-8-3	
Dan LaCouture	37	2	4	6	29	-	-	-	-	-	N. 19	CGY	L. W. 2-0	12-8-3	
Sean Brown	62	2	3	5	110	-	-	-	-	-	N. 22	@ Tor	L. 3-4	12-9-3	
Sven Butenschon (PIT)	5	0	1	1	2	-	-	-	-	-	N. 23	@ Ott	W. 5-3	13-9-3	
(EDM)	7	1	1	2	2	-	-	-	-	-	N. 25	ANA	W. 3-3	14-9-3	
(TOT)	12	1	2	3	4	-	-	-	-	-	N. 29	MTL	L. 2-3	14-10-3	
Brian Swanson	16	1	1	2	6	-	-	-	-	-	D. 2	@ Van	L. 3-4	14-11-3	
Frank Musil	13	0	2	2	4	-	-	-	-	-	D. 3	SJ	T. 3-3	14-11-4	
Michel Riesen	12	0	1	1	4	-	-	-	-	-	D. 6	NSH	T. W. 4-0	15-11-4	
Scott Ferguson	20	0	1	1	13	6	0	0	0	0	D. 9	LA	L. 2-4	15-12-4	
Tommy Salo	73	0	1	1	4	6	0	0	0	0	D. 13	@ Dal	L. 2-5	15-13-4	
Chris Hajt	1	0	0	0	0	-	-	-	-	-	D. 14	@ Nsh	W. 6-2	16-13-4	
Jason Chimera	1	0	0	0	0	-	-	-	-	-	D. 16	@ Wsh	L. 0-4	16-14-4	
Joaquin Gage	5	0	0	0	0	-	-	-	-	-	D. 18	@ Det	L. 3-4	16-14-4	
Patrick Cote	6	0	0	0	18	-	-	-	-	-	D. 20	VAN	W. 3-2	17-14-4	
Dominic Roussel (ANA)	13	0	0	0	0	-	-	-	-	-	D. 22	@ Cgy	T. 1-1	17-14-5	
(EDM)	8	0	0	0	2	-	-	-	-	-	D. 27	@ Col	L. 2-3	17-15-5	
(TOT)	21	0	0	0	2	-	-	-	-	-	D. 28	@ SJ	T. 2-2	17-15-6	
Josh Green	-	-	-	-	-	3	0	0	0	0	D. 30	MTL	W. 3-2	18-15-6	
GOALTENDER	GP	MINs	GA	SO	GAA.	GP	MIN	GA	SO	GAA.	J. 1	@ Stl	L. 2-5	18-16-6	
Tommy Salo	73	4364	179	8	2.46	36-25-12	6	406	15	0	2.22	J. 3	@ Chi	L. 2-5	18-17-6
Joaquin Gage	5	260	15	0	3.46	2-2-0	-	-	-	-	J. 5	@ Chi	W. 2-1	19-17-6	
Domenic Pittis	8	348	21	0	3.62	1-4-0	-	-	-	-	J. 7	CBJ	W. 4-2	20-17-6	
GOALTENDER	GP	MINs	GA	SO	GAA.	GP	MIN	GA	SO	GAA.	J. 10	NSH	L. 2-5	20-18-6	
Tommy Salo	73	4364	179	8	2.46	36-25-12	6	406	15	0	2.22	J. 12	VAN	L. 2-3	20-19-6
Joaquin Gage	5	260	15	0	3.46	2-2-0	-	-	-	-	J. 14	OTT	W. 4-1	21-19-6	
Domenic Pittis	8	348	21	0	3.62	1-4-0	-	-	-	-	J. 16	@ Nsh	W. 2-1	22-19-6	
Domenic Pittis	8	348	21	0	3.62	1-4-0	-	-	-	-	J. 18	@ Stl	L. 1-4	22-20-6	
Domenic Pittis	8	348	21	0	3.62	1-4-0	-	-	-	-	J. 20	DET	W. 2-1	23-20-6	
Domenic Pittis	8	348	21	0	3.62	1-4-0	-	-	-	-	J. 22	SJ	T. 2-2	23-20-7	
Domenic Pittis	8	348	21	0	3.62	1-4-0	-	-	-	-	J. 24	@ SJ	L. 1-6	23-21-7	
Domenic Pittis	8	348	21	0	3.62	1-4-0	-	-	-	-	J. 26	PHO	W. 5-3	23-21-8	
Domenic Pittis	8	348	21	0	3.62	1-4-0	-	-	-	-	J. 30	@ Cgy	T. 1-1	24-21-8	
Domenic Pittis	8	348	21	0	3.62	1-4-0	-	-	-	-	J. 31	CHI	W. 3-2	25-21-8	
Domenic Pittis	8	348	21	0	3.62	1-4-0	-	-	-	-	F. 9	@ Dal	L. 0-2	25-22-8	
Domenic Pittis	8	348	21	0	3.62	1-4-0	-	-	-	-	F. 12	@ LA	W. 6-3	25-23-8	
Domenic Pittis	8	348	21	0	3.62	1-4-0	-	-	-	-	F. 14	@ Ana	L. 3-3	26-23-9	
Domenic Pittis	8	348	21	0	3.62	1-4-0	-	-	-	-	F. 16	NYI	L. 2-4	26-24-9	
Domenic Pittis	8	348	21	0	3.62	1-4-0	-	-	-	-	F. 17	VAN	L. 5-6	26-24-9	
Domenic Pittis	8	348	21	0	3.62	1-4-0	-	-	-	-	F. 20	LA	W. 5-0	27-24-9	
Domenic Pittis	8	348	21	0	3.62	1-4-0	-	-	-	-	F. 24	@ Cgy	W. 3-1	28-24-9	
Domenic Pittis	8	348	21	0	3.62	1-4-0	-	-	-	-	F. 25	DAL	W. 3-2	29-24-9	
Domenic Pittis	8	348	21	0	3.62	1-4-0	-	-	-	-	F. 28	STL	W. 5-3	30-24-9	
Domenic Pittis	8	348	21	0	3.62	1-4-0	-	-	-	-	M. 7	MIN	W. 3-1	31-24-9	
Domenic Pittis	8	348	21	0	3.62	1-4-0	-	-	-	-	M. 7	TOR	W. 4-0	32-24-9	
Domenic Pittis	8	348	21	0	3.62	1-4-0	-	-	-	-	M. 9	@ Buf	W. 4-0	33-24-9	
Domenic Pittis	8	348	21	0	3.62	1-4-0	-	-	-	-	M. 13	@ Car	W. 3-3	34-24-9	
Domenic Pittis	8	348	21	0	3.62	1-4-0	-	-	-	-	M. 14	@ Fla	L. 2-2	35-24-9	
Domenic Pittis	8	348	21	0	3.62	1-4-0	-	-	-	-	M. 17	NJ	L. 5-6	35-24-10	
Domenic Pittis	8	348	21	0	3.62	1-4-0	-	-	-	-	M. 19	PHI	L. 2-4	35-25-10	
Domenic Pittis	8	348	21	0	3.62	1-4-0	-	-	-	-	M. 21	@ LA	L. 2-0	36-25-10	
Domenic Pittis	8	348	21	0	3.62	1-4-0	-	-	-	-	M. 24	@ Pho	L. 4-2	36-26-10	
Domenic Pittis	8	348	21	0	3.62	1-4-0	-	-	-	-	M. 26	CBJ	W. 4-7	37-26-10	
Domenic Pittis	8	348	21	0	3.62	1-4-0	-	-	-	-	M. 28	COL	L. 4-1	38-26-10	
Domenic Pittis	8	348	21	0	3.62	1-4-0	-	-	-	-	M. 30	DAL	L. 4-5	38-27-10	
Domenic Pittis	8	348	21	0	3.62	1-4-0	-	-	-	-	A. 1	@ Chi	T. 3-3	38-27-11	
Domenic Pittis	8	348	21	0	3.62	1-4-0	-	-	-	-	A. 2	@ Col	L. 3-5	38-28-11	
Domenic Pittis	8	348	21	0	3.62	1-4-0	-	-	-	-	A. 4	MIN	T. 2-2	38-28-12	
Domenic Pittis	8	348	21	0	3.62	1-4-0	-	-	-	-	A. 7	@ Van	W. 4-2	39-28-12	



EDMONTON OILERS 2001-02 RESULTS & STATISTICS

COACH	REGULAR SEASON							PLAYOFFS					
	GP	W	L	T	OTL	PTS	GF	GA	GP	W	L	GF	GA
Craig MacTavish	82	38	28	12	4	92	205	182	—	—	—	—	—

3rd Northwest Division, 15th Overall. Playoffs: Did Not Qualify.

PLAYER	REGULAR SEASON					PLAYOFFS					GAME-BY-GAME RESULTS			RECORD
	GP	G	A	PTS	PIM	GP	G	A	PTS	PIM	DATE	OPPONENT	RESULT	
Mike York (Nyr)	69	18	39	57	16	—	—	—	—	—	O. 3	@ Cgy	L 0-1	0-1-0-0
(Edm)	12	2	2	4	0	—	—	—	—	—	O. 6	PHO	W 6-2	1-1-0-0
(Tot)	81	20	41	61	16	—	—	—	—	—	O. 9	CHI	W 1-0	2-1-0-0
Mike Comrie	82	33	27	60	45	—	—	—	—	—	O. 11	COL	W 5-3	3-1-0-0
Anson Carter	82	28	32	60	25	—	—	—	—	—	O. 13	@ Nsh	W 4-3	4-1-0-0
Ryan Smyth	61	15	35	50	48	—	—	—	—	—	O. 14	@ Min	T 3-3	4-1-1-0
Janne Niinimaa	81	5	39	44	80	—	—	—	—	—	O. 16	TOR	L 1-4	4-2-1-0
Jochen Hecht	82	16	24	40	60	—	—	—	—	—	O. 18	@ Col	W 4-1	5-2-1-0
Todd Marchant	82	12	22	34	41	—	—	—	—	—	O. 20	FLA	W 6-2	6-2-1-0
Daniel Cleary	65	10	19	29	51	—	—	—	—	—	O. 22	NSH	L 2-4	6-3-1-0
Mike Grier	82	8	17	25	32	—	—	—	—	—	O. 24	@ Det	L 1-4	6-4-1-0
Eric Brewer	81	7	18	25	45	—	—	—	—	—	O. 25	@ Cbj	W 5-2	7-4-1-0
Rem Murray	69	7	17	24	14	—	—	—	—	—	O. 27	VAN	W 3-1	8-4-1-0
Shawn Horcoff	61	8	14	22	18	—	—	—	—	—	N. 1	MTL	W 3-1	9-4-1-0
Georges Laraque	80	5	14	19	157	—	—	—	—	—	N. 2	CBJ	L 1-2	9-5-1-0
Jason Smith	74	5	13	18	103	—	—	—	—	—	N. 4	@ Min	L 2-0	10-5-1-0
Tom Poti	55	1	16	17	42	—	—	—	—	—	N. 6	@ Bos	L 0-1	10-5-1-1
Ethan Moreau	80	11	5	16	81	—	—	—	—	—	N. 9	@ Cbj	W 3-0	11-5-1-1
Josh Green	61	10	5	15	52	—	—	—	—	—	N. 11	@ Car	T 1-1	11-5-2-1
Marty Reasoner	52	6	5	11	41	—	—	—	—	—	N. 13	@ Pho	W 5-4	12-5-2-1
Sean Brown	61	6	4	10	127	—	—	—	—	—	N. 16	CHI	W 7-1	13-5-2-1
Steve Staios	73	5	5	10	108	—	—	—	—	—	N. 17	@ Van	T 2-2	13-5-3-1
Domenic Pittis	22	0	6	6	8	—	—	—	—	—	N. 20	STL	W 2-0	14-5-3-1
Scott Ferguson	50	3	2	5	75	—	—	—	—	—	N. 22	LA	L 2-4	14-6-3-1
Brian Swanson	8	1	1	2	0	—	—	—	—	—	N. 24	@ Col	L 0-2	14-7-3-1
Jason Chimera	3	1	0	1	0	—	—	—	—	—	N. 28	@ Ana	W 2-0	15-7-3-1
Tommy Salo	69	0	1	1	0	—	—	—	—	—	N. 29	@ LA	W 3-1	16-7-3-1
Jani Rita	1	0	0	0	0	—	—	—	—	—	D. 1	DAL	L 4-6	16-8-3-1
Ales PISA	2	0	0	0	2	—	—	—	—	—	D. 5	ANA	W 3-2	17-8-3-1
Ty Conklin	4	0	0	0	0	—	—	—	—	—	D. 7	@ Dal	L 0-5	17-9-3-1
Jussi Markkanen	14	0	0	0	0	—	—	—	—	—	D. 8	@ Nsh	T 2-2	17-9-4-1
Sven Butenschon	14	0	0	0	4	—	—	—	—	—	D. 11	@ SJ	L 4-5	17-9-4-2
Ty Conklin	4	148	4	0	1.62	2-0-0	—	—	—	—	D. 13	DET	L 1-2	17-10-4-2
Jussi Markkanen	14	784	24	2	1.84	6-4-2	—	—	—	—	D. 14	TB	W 2-1	18-10-4-2
Tommy Salo	69	4035	149	6	2.22	30-28-10	—	—	—	—	D. 16	@ Phi	W 3-2	19-10-4-2



EDMONTON OILERS 2002-03 RESULTS & STATISTICS

COACH	REGULAR SEASON								PLAYOFFS				
	GP	W	L	T	OTL	PTS	GF	GA	GP	W	L	GF	GA
Craig MacTavish	82	36	26	11	9	92	232	230	6	2	4	11	20

4th Northwest Division, 14th Overall. Playoffs: Lost Western Conference Quarter-Final 4-2 vs Dallas.

PLAYER	REGULAR SEASON					PLAYOFFS					GAME-BY-GAME RESULTS			
	GP	G	A	PTS	PIM	GP	G	A	PTS	PIM	DATE	OPPONENT	RESULT	RECORD
Ryan Smyth	66	27	34	61	67	6	2	0	2	16	O. 10	PHI	T. 2-2	0-0-1-0
Todd Marchant	77	20	40	60	48	6	0	2	2	2	O. 12	@ Nsh	W. 3-2	1-0-1-0
Anson Carter	68	25	30	55	20	-	-	-	-	-	O. 15	@ Dal	L. 0-3	1-1-1-0
Mike York	71	22	29	51	10	6	0	2	2	2	O. 17	@ SJ	L. 3-4	1-2-1-0
Mike Comrie	69	20	31	51	90	6	1	0	1	10	O. 19	BOS	L. 3-4	1-3-1-0
Radek Dvorak (NJR)	63	6	21	27	16	-	-	-	-	-	O. 22	@ Col	T. 3-3	1-3-2-0
(EDM)	12	4	4	8	14	4	1	0	1	0	O. 24	STL	L. 1-2	1-4-2-0
(TOT)	75	10	25	35	30	-	-	-	-	-	O. 26	ANA	W. 4-3	2-4-2-0
Shawn Horcoff	78	12	21	33	55	6	3	1	4	6	O. 28	DAL	L. 3-3	2-4-2-1
Ethan Moreau	78	14	17	31	112	6	0	1	1	16	N. 1	BUF	T. 1-1	2-4-3-1
Marty Reasoner	70	11	20	31	28	6	1	0	1	2	N. 3	@ Chi	W. 4-1	3-4-3-1
Ales Hemsky	59	6	24	30	14	6	0	0	0	0	N. 5	@ NYR	L. 2-5	3-5-3-1
Eric Brewer	80	8	21	29	45	6	1	3	4	6	N. 8	@ NYI	L. 2-4	3-6-3-1
Janne Niinimaa	63	4	24	28	66	-	-	-	-	-	N. 8	@ NJ	L. 6-6	4-6-3-1
Brad Isbister (NYI)	53	10	13	23	34	-	-	-	-	-	N. 11	@ Bos	W. 3-2	4-7-3-1
(EDM)	13	3	2	5	9	6	0	1	1	12	N. 12	@ Min	L. 3-2	5-7-3-1
(TOT)	66	13	15	28	43	-	-	-	-	-	N. 15	STL	W. 5-0	6-7-3-1
Steve Staios	76	5	21	26	96	6	0	0	0	4	N. 16	LA	L. 1-4	6-8-3-1
Jason Chimera	66	14	9	23	36	2	0	2	2	0	N. 19	CHI	W. 3-1	7-8-3-1
Daniel Cleary	57	4	13	17	31	-	-	-	-	-	N. 21	@ Cgy	W. 3-1	8-8-3-1
Fernando Pisani	35	8	5	13	10	6	1	0	1	2	N. 23	DET	T. 5-1	8-8-4-1
Georges Laraque	64	6	7	13	110	6	1	3	4	4	N. 25	@ Det	W. 1-4	9-8-4-1
Jason Smith	68	4	8	12	64	6	0	0	0	19	N. 27	@ Cbj	W. 3-1	10-8-4-1
Brian Swanson	44	2	10	12	10	-	-	-	-	-	N. 30	COL	W. 1-0	11-8-4-1
Cory Cross (NJR)	26	0	4	4	16	-	-	-	-	-	D. 3	MIN	W. 2-1	12-8-4-1
(EDM)	11	2	3	5	8	6	0	1	1	20	D. 5	@ TB	L. 2-3	12-9-4-1
(TOT)	37	2	7	9	24	-	-	-	-	-	D. 7	@ Fla	W. 4-0	13-9-4-1
Scott Ferguson	78	3	5	8	120	5	0	0	0	8	D. 8	@ Atl	W. 3-1	14-9-4-1
Alexei Semenov	46	1	6	7	58	6	0	0	0	0	D. 11	CAR	W. 3-1	15-9-4-1
Jiri Dopita	21	1	5	6	11	-	-	-	-	-	D. 13	COL	W. 4-3	16-9-4-1
Jani Rita	12	3	1	4	0	-	-	-	-	-	D. 14	VAN	L. 3-6	16-10-4-1
Ales Pisa	48	1	3	4	24	-	-	-	-	-	D. 17	@ Min	L. 3-4	16-10-4-2
Marc-Andre Bergeron	5	1	1	2	9	1	0	1	1	0	D. 19	@ Col	L. 1-2	16-11-4-2
Marc-Andre Bergeron	5	1	1	2	9	1	0	1	1	0	D. 21	@ Van	L. 3-4	16-11-4-3
Josh Green	20	0	2	2	12	-	-	-	-	-	D. 26	VAN	L. 2-4	16-12-4-3
Jarret Stoll	4	0	1	1	0	-	-	-	-	-	D. 28	TOR	W. 3-2	17-12-4-3
Jussi Markkanen	22	0	1	1	2	1	0	0	0	0	D. 30	@ Pho	L. 3-4	17-12-4-4
Bobby Allen	1	0	0	0	0	-	-	-	-	-	D. 31	@ Dal	L. 1-1	17-13-4-4
Alex Henry	3	0	0	0	0	-	-	-	-	-	J. 2	MIN	L. 1-2	17-13-4-5
Kari Haakana	13	0	0	0	4	-	-	-	-	-	J. 4	MTL	W. 5-3	18-13-4-5
Tommy Salo	65	0	0	0	4	6	0	1	1	0	J. 6	@ SJ	W. 5-0	18-13-5-5
Tommy Salo	65	0	0	0	4	6	0	1	1	0	J. 8	@ Ana	W. 5-4	19-13-5-5
Tommy Salo	65	0	0	0	4	6	0	1	1	0	J. 9	@ LA	W. 5-4	20-14-5-5
Tommy Salo	65	0	0	0	4	6	0	1	1	0	J. 11	OTT	W. 0-2	20-14-5-5
Tommy Salo	65	0	0	0	4	6	0	1	1	0	J. 13	CBJ	L. 8-5	21-14-5-5
Tommy Salo	65	0	0	0	4	6	0	1	1	0	J. 16	LA	W. 2-0	22-14-5-5
Tommy Salo	65	0	0	0	4	6	0	1	1	0	J. 18	NSH	L. 2-3	22-14-5-6
Tommy Salo	65	0	0	0	4	6	0	1	1	0	J. 20	@ Cgy	L. 3-4	22-15-5-6
Tommy Salo	65	0	0	0	4	6	0	1	1	0	J. 22	DET	W. 4-3	23-15-5-6
Tommy Salo	65	0	0	0	4	6	0	1	1	0	J. 24	PHO	L. 1-5	23-16-5-6
Tommy Salo	65	0	0	0	4	6	0	1	1	0	J. 29	MIN	W. 5-1	24-16-5-6
Tommy Salo	65	0	0	0	4	6	0	1	1	0	J. 30	@ Van	T. 3-3	24-16-6-6
Tommy Salo	65	0	0	0	4	6	0	1	1	0	F. 5	ANA	W. 2-1	25-16-6-6
Tommy Salo	65	0	0	0	4	6	0	1	1	0	F. 7	CGY	L. 3-4	25-17-6-6
Tommy Salo	65	0	0	0	4	6	0	1	1	0	F. 8	CHI	L. 0-3	25-18-6-6
Tommy Salo	65	0	0	0	4	6	0	1	1	0	F. 11	@ Tor	W. 0-3	26-18-6-6
Tommy Salo	65	0	0	0	4	6	0	1	1	0	F. 13	@ Ott	L. 0-2	26-19-6-6
Tommy Salo	65	0	0	0	4	6	0	1	1	0	F. 15	@ Mtl	L. 2-3	26-20-6-6
Tommy Salo	65	0	0	0	4	6	0	1	1	0	F. 18	@ Pit	L. 3-4	26-20-6-7
Tommy Salo	65	0	0	0	4	6	0	1	1	0	F. 20	@ Det	L. 2-6	26-21-6-7
Tommy Salo	65	0	0	0	4	6	0	1	1	0	F. 22	VAN	L. 2-3	26-21-6-8
Tommy Salo	65	0	0	0	4	6	0	1	1	0	F. 23	ATL	L. 3-3	26-21-7-8
Tommy Salo	65	0	0	0	4	6	0	1	1	0	F. 25	@ Col	L. 2-4	26-22-7-8
Tommy Salo	65	0	0	0	4	6	0	1	1	0	F. 27	@ Stl	L. 1-4	26-23-7-8
Tommy Salo	65	0	0	0	4	6	0	1	1	0	M. 1	@ Cbj	T. 3-3	26-23-8-8
Tommy Salo	65	0	0	0	4	6	0	1	1	0	M. 4	SJ	W. 2-1	27-23-8-8
Tommy Salo	65	0	0	0	4	6	0	1	1	0	M. 6	@ LA	W. 2-1	28-23-8-8
Tommy Salo	65	0	0	0	4	6	0	1	1	0	M. 7	@ Ana	W. 4-3	29-23-8-8
Tommy Salo	65	0	0	0	4	6	0	1	1	0	M. 10	TOR	L. 2-3	29-24-8-8
Tommy Salo	65	0	0	0	4	6	0	1	1	0	M. 11	@ Cgy	L. 2-5	30-24-8-8
Tommy Salo	65	0	0	0	4	6	0	1	1	0	M. 13	NYI	W. 2-5	30-25-8-8
Tommy Salo	65	0	0	0	4	6	0	1	1	0	M. 15	DAL	L. 4-3	31-25-8-8
Tommy Salo	65	0	0	0	4	6	0	1	1	0	M. 17	@ Nsh	L. 5-3	33-25-8-8
Tommy Salo	65	0	0	0	4	6	0	1	1	0	M. 20	@ Pho	L. 2-3	33-25-8-9
Tommy Salo	65	0	0	0	4	6	0	1	1	0	M. 22	WSH	W. 5-3	34-25-8-9
Tommy Salo	65	0	0	0	4	6	0	1	1	0	M. 23	NSH	W. 3-2	35-25-8-9
Tommy Salo	65	0	0	0	4	6	0	1	1	0	M. 26	PHO	W. 4-3	36-25-8-9
Tommy Salo	65	0	0	0	4	6	0	1	1	0	M. 28	CBJ	W. 4-0	36-25-8-9
Tommy Salo	65	0	0	0	4	6	0	1	1	0	M. 30	@ Chi	T. 4-4	36-25-9-9
Tommy Salo	65	0	0	0	4	6	0	1	1	0	M. 31	@ Stl	T. 5-0	36-25-10-9
Tommy Salo	65	0	0	0	4	6	0	1	1	0	A. 3	SJ	L. 3-3	36-25-11-9
Tommy Salo	65	0	0	0	4	6	0	1	1	0	A. 5	CGY	L. 1-4	36-26-11-9



EDMONTON OILERS 2003-04 RESULTS & STATISTICS

COACH	REGULAR SEASON							PLAYOFFS					
	GP	W	L	T	OTL	PTS	GF	GA	GP	W	L	GF	GA
Craig MacTavish	82	36	29	12	5	89	221	208	-	-	-	-	-

4th Northwest Division, 9th Western Conference, 17th Overall. Playoffs: Did Not Qualify.

PLAYER	REGULAR SEASON					PLAYOFFS					DATE	OPPONENT	GAME-BY-GAME RESULTS	RECORD
	GP	G	A	PTS	PIM	GP	G	A	PTS	PIM				
Ryan Smyth	82	23	36	59	70	-	-	-	-	-	O. 9	SJ	W, 5-2	1-0-0-0
Radek Dvorak	78	15	35	50	26	-	-	-	-	-	O. 11	@ Van	L, 0-3	1-1-0-0
Petr Nedved (NVR)	65	14	17	31	42	-	-	-	-	-	O. 14	@ Cgy	L, 0-1	1-2-0-0
(EDM)	16	5	10	15	4	-	-	-	-	-	O. 16	BUF	W, 4-3	2-2-0-0
(TOT)	81	19	27	46	46	-	-	-	-	-	O. 18	COL	W, 6-3	3-2-0-0
Mike York	61	16	26	42	15	-	-	-	-	-	O. 21	STL	L, 4-3	3-2-0-1
Shawn Horcoff	80	15	25	40	73	-	-	-	-	-	O. 23	@ Col	L, 1-6	3-4-0-0
Raffi Torres	80	20	14	34	65	-	-	-	-	-	O. 25	CGY	L, 2-4	3-5-0-0
Ales Hemsky	71	12	22	34	14	-	-	-	-	-	O. 30	CBJ	W, 4-3	4-5-0-0
Ethan Moreau	81	20	12	32	96	-	-	-	-	-	N. 1	DET	T, 4-4	4-5-1-0
Fernando Pisani	76	16	14	30	46	-	-	-	-	-	N. 4	@ Mtl	W, 4-2	5-5-1-0
Steve Staios	82	6	22	28	86	-	-	-	-	-	N. 6	@ Ott	T, 3-3	5-5-2-0
Marc-Andre Bergeron	54	9	17	26	26	-	-	-	-	-	N. 8	@ Tor	L, 1-4	5-6-2-0
Eric Brewer	77	7	18	25	67	-	-	-	-	-	N. 10	@ NYR	W, 5-4	6-6-2-0
Cory Cross	68	7	14	21	56	-	-	-	-	-	N. 11	@ Bos	L, 3-4	6-7-2-0
Jarret Stoll	68	10	11	21	42	-	-	-	-	-	N. 13	@ Min	W, 2-0	7-7-2-0
Jason Smith	68	7	12	19	98	-	-	-	-	-	N. 15	CGY	W, 5-2	8-7-2-0
Adam Oates	60	2	16	18	8	-	-	-	-	-	N. 18	CHI	W, 5-2	9-7-2-0
Igor Ulanov	42	5	13	18	28	-	-	-	-	-	N. 20	TOR	W, 3-2	10-7-2-0
Brad Isbister	51	10	8	18	54	-	-	-	-	-	N. 22	MTL	L, 3-4	10-8-2-0
Georges Laraque	66	6	11	17	99	-	-	-	-	-	N. 25	@ CBJ	T, 3-3	10-8-3-0
Jason Chimera	60	4	8	12	57	-	-	-	-	-	N. 26	@ Det	L, 1-7	10-9-3-0
Marty Reasoner	17	2	6	8	10	-	-	-	-	-	N. 28	COL	L, 1-4	10-10-3-0
Scott Ferguson	52	1	5	6	80	-	-	-	-	-	N. 30	SJ	L, 1-2	10-11-3-0
Alexei Semenov	46	2	3	5	32	-	-	-	-	-	D. 3	MIN	L, 0-1	10-12-3-0
Mike Bishai	14	0	2	2	19	-	-	-	-	-	D. 6	PIT	W, 4-3	11-12-3-0
Petr Sarno	6	1	0	1	2	-	-	-	-	-	D. 9	CAR	L, 2-2	11-13-3-0
Mikko Luoma	3	0	1	1	0	-	-	-	-	-	D. 11	@ SJ	T, 5-5	11-13-4-0
Tony Salmelainen	13	0	1	1	4	-	-	-	-	-	D. 12	@ Pho	T, 5-5	11-13-4-0
Tommy Salo	44	0	1	1	2	-	-	-	-	-	D. 14	@ Ana	W, 3-2	12-13-5-0
Stephen Valiquette	1	0	0	0	0	-	-	-	-	-	D. 16	@ LA	L, 2-4	12-14-5-0
Doug Lynch	2	0	0	0	0	-	-	-	-	-	D. 18	MIN	T, 1-1	12-14-6-0
Jani Rita	2	0	0	0	0	-	-	-	-	-	D. 20	VAN	L, 0-3	12-15-6-0
Jussi Markkanen (NVR)	26	0	0	0	0	-	-	-	-	-	D. 23	@ Cgy	L, 1-2	12-16-6-0
(EDM)	7	0	0	0	2	-	-	-	-	-	D. 27	@ Van	W, 6-2	13-16-6-0
(TOT)	33	0	0	0	2	-	-	-	-	-	D. 28	CGY	L, 1-2	13-17-6-0
Ty Conklin	38	0	0	0	17	-	-	-	-	-	D. 30	MIN	T, 2-2	13-17-7-0
GOALTENDER	GP	MINS	GA	SO	GAA	W-L-T	GP	MIN	GA	SO	GAA	W-L		
Jussi Markkanen (NVR)	26	1244	53	2	2.56	8-12-1	-	-	-	-	-	-		
(EDM)	7	393	12	0	1.83	2-2-2	-	-	-	-	-	-		
(TOT)	33	1638	65	2	2.38	10-14-3	-	-	-	-	-	-		
Ty Conklin	38	2085	84	1	2.42	17-14-4	-	-	-	-	-	-		
Tommy Salo	44	2481	107	3	2.58	17-18-6	-	-	-	-	-	-		
Stephen Valiquette	1	14	2	0	8.57	0-0-0	-	-	-	-	-	-		



EDMONTON OILERS 2005-06 RESULTS & STATISTICS

COACH	REGULAR SEASON					PLAYOFFS							
	GP	W	L	T	OTL	PTS	GF	GA	GP	W	L	GF	GA
Craig MacTavish	82	41	28	13	95	256	251		24	15	9	70	61

3rd Northwest Division, 8th Western Conference, 14th Overall. Playoffs: Won Western Conference Quarter-Final 4-2 vs Detroit, Won Western Conference Semi-Final 4-2 vs San Jose, Won Western Conference Final 4-1 vs Anaheim, Lost Stanley Cup Final 4-3 vs Carolina.

PLAYER	REGULAR SEASON				PLAYOFFS				GAME-BY-GAME RESULTS			RECORD		
	GP	G	A	PTS	PIM	GP	G	A	PTS	PIM	DATE		OPPONENT	RESULT
Ales Hensky	81	19	58	77	64	24	6	11	17	14	O. 8	COL	W. 4-3	1-0-0
Shawn Horcoff	79	22	51	73	85	24	7	12	19	12	O. 10	VAN	W. 4-2	2-0-0
Jarret Stoll	82	22	46	68	74	24	4	6	10	24	O. 11	@ Ana	W. 4-2	2-0-0
Ryan Smyth	75	36	30	66	58	24	8	9	17	22	O. 14	LA	L. 1-3	3-1-0
Chris Pronger	80	12	44	56	74	24	5	16	21	26	O. 15	@ Cgy	L. 2-3	3-2-0
Sergei Samonov (BOS)	55	18	19	37	22	-	-	-	-	-	O. 18	PHO	L. 0-3	3-3-0
(EDM)	19	5	11	16	6	24	4	11	15	14	O. 20	@ PHO	L. 3-4	3-3-1
(TOT)	74	23	30	53	28	-	-	-	-	-	O. 21	@ Cgy	L. 1-3	3-4-1
Jaroslav Spáček (CHI)	45	7	17	24	72	-	-	-	-	-	O. 25	COL	L. 1-7	3-5-1
(EDM)	31	5	14	19	24	24	3	11	14	24	O. 28	@ Col	L. 3-5	3-6-1
(TOT)	76	12	31	43	96	-	-	-	-	-	O. 29	@ Dal	W. 5-3	4-6-1
Raffi Torres	82	27	14	41	50	22	4	7	11	16	N. 3	@ Nsh	W. 4-1	2-6-1
Fernando Pisani	80	18	19	37	42	24	14	4	18	10	N. 4	@ Dal	W. 7-2	8-6-1
Marc-Andre Bergeron	75	15	20	35	38	18	2	1	3	14	N. 7	@ SHI	L. 0-4	8-7-1
Radek Dvorak	64	8	20	28	26	16	0	2	2	4	N. 8	@ Nsh	L. 2-3	8-8-1
Steve Staios	82	8	20	28	84	24	1	5	6	28	N. 11	@ CBJ	L. 3-1	9-8-1
Ethan Moreau	74	11	16	27	87	21	2	1	3	19	N. 13	@ Chi	L. 1-3	9-9-1
Marty Reasoner	58	9	17	26	20	-	-	-	-	-	N. 14	@ Col	W. 5-2	10-9-1
Michael Peca	71	9	14	23	56	24	6	5	11	20	N. 17	DET	L. 2-5	11-9-1
Jason Smith	76	4	13	17	84	24	1	4	5	16	N. 19	CHI	W. 2-1	12-10-1
Dick Tarnstrom (PIT)	33	5	5	10	52	-	-	-	-	-	N. 21	SJ	W. 2-1	12-10-1
(EDM)	22	1	3	4	24	12	0	2	2	10	N. 23	@ Min	W. 4-3	13-10-1
(TOT)	55	6	8	14	76	-	-	-	-	-	N. 25	@ Cgy	W. 2-1	14-10-1
Georges Laraque	72	2	10	12	73	15	1	1	2	44	N. 29	COL	L. 2-3	14-11-1
Igor Ulanov	37	3	6	9	29	-	-	-	-	-	D. 1	VAN	L. 5-3	15-11-1
Todd Harvey	63	5	2	7	32	10	1	1	2	4	D. 3	BOS	L. 4-5	15-11-2
Cory Cross	34	2	3	5	38	-	-	-	-	-	D. 8	@ Phi	L. 3-2	16-11-2
Jani Rita	21	3	0	3	6	-	-	-	-	-	D. 10	@ NYI	L. 2-3	16-11-3
Rem Murray	9	1	1	2	2	24	0	4	4	2	D. 13	@ NJ	L. 1-4	16-11-4
Alexei Semenov	11	1	1	2	17	-	-	-	-	-	D. 15	MTL	W. 5-4	17-11-4
Matt Greene	27	0	2	2	43	18	0	1	1	34	D. 17	@ Van	W. 5-4	18-11-4
Marc-Antoine Pouliot	8	1	0	1	0	-	-	-	-	-	D. 19	CGY	L. 4-1	19-11-4
Brad Winchester	19	0	1	1	21	10	1	2	3	4	D. 21	@ Van	W. 7-6	20-11-4
Jussi Markkanen	37	0	1	1	0	6	0	0	0	0	D. 23	LA	W. 5-3	21-11-4
Dwayne Roloson (MIN)	24	0	0	0	6	-	-	-	-	-	D. 26	MIN	L. 1-4	21-12-4
(EDM)	19	0	1	1	2	18	0	2	2	14	D. 28	MIN	L. 2-4	21-13-4
(TOT)	39	0	1	1	8	-	-	-	-	-	D. 30	NSH	W. 4-2	22-13-4
Mathieu Roy	1	0	0	0	0	-	-	-	-	-	D. 31	@ Cgy	L. 5-6	22-14-4
Yan Stastny	3	0	0	0	0	-	-	-	-	-	J. 1	CHI	L. 5-0	23-14-4
Kris Kolanos	6	0	0	0	2	-	-	-	-	-	J. 7	TOR	L. 2-5	23-15-4
Jean-Francois Jacques	7	0	0	0	0	-	-	-	-	-	J. 10	@ Pit	L. 4-5	24-15-4
Dan Smith	7	0	0	0	7	-	-	-	-	-	J. 12	@ NYR	L. 3-5	24-16-5
Kyle Brodziak	10	0	0	0	4	-	-	-	-	-	J. 14	OTT	L. 1-3	24-17-5
Danny Syvret	10	0	0	0	6	-	-	-	-	-	J. 16	BUF	L. 3-2	25-17-5
Ty Conklin	18	0	0	0	2	-	-	-	-	-	J. 19	@ SJ	L. 3-3	25-17-6
Mike Morrison	21	0	0	0	2	-	-	-	-	-	J. 21	@ Pho	L. 3-4	25-18-6
Toby Petersen	-	-	-	-	-	2	1	0	1	0	J. 23	CGY	L. 1-3	25-18-6
											J. 25	@ Ana	W. 6-3	26-18-6
											J. 26	@ LA	W. 5-3	27-18-6
											J. 29	@ Pho	L. 4-3	28-18-6
											M. 2	CBJ	W. 5-2	28-18-7
											F. 4	VAN	L. 3-1	29-18-7
											F. 6	ANA	W. 6-5	30-18-7
											F. 7	@ Col	L. 2-5	30-19-7
											F. 10	MIN	L. 3-6	30-20-7
											F. 12	STL	L. 4-5	30-20-8
											M. 1	STL	L. 2-4	30-21-8
											M. 3	SJ	W. 3-2	31-21-8
											M. 5	NSH	W. 3-2	32-21-8
											M. 9	DAL	L. 3-2	32-21-9
											M. 11	@ SJ	L. 3-4	32-21-9
											M. 12	@ CBJ	L. 3-4	32-22-10
											M. 14	@ Min	L. 5-4	32-23-10
											M. 16	CGY	W. 3-2	33-23-10
											M. 18	DET	L. 3-4	34-23-11
											M. 21	VAN	L. 1-4	34-24-11
											M. 23	@ Van	L. 3-4	34-24-12
											M. 25	@ Van	W. 3-2	35-24-12
											M. 26	@ Col	W. 4-3	36-24-12
											M. 28	MIN	L. 4-3	36-25-12
											M. 30	LA	W. 4-0	37-25-12
											A. 1	CGY	L. 1-1	37-26-12
											A. 3	PHO	W. 7-4	38-26-12
											A. 6	@ Min	L. 1-2	38-26-13
											A. 7	@ Chi	W. 4-3	39-26-13
											A. 9	@ SHI	L. 1-2	39-27-13
											A. 11	@ Det	L. 0-2	39-28-13
											A. 13	ANA	W. 4-1	40-28-13
											A. 17	COL	W. 2-2	41-28-13



EDMONTON OILERS 2006-07 RESULTS & STATISTICS

COACH	REGULAR SEASON						PLAYOFFS						
	GP	W	L	T	OTL	PTS	GF	GA	GP	W	L	GF	GA
Craig MacTavish	82	32	43	7	71	195	248	-	-	-	-	-	-

5th Northwest Division, 12th Western Conference, 25th Overall. Playoffs: Did Not Qualify

PLAYER	REGULAR SEASON					PLAYOFFS					GAME-BY-GAME RESULTS			
	GP	G	A	PTS	PIM	GP	G	A	PTS	PIM	DATE	OPPONENT	RESULT	RECORD
Ryan Smyth	53	31	22	53	38	-	-	-	-	-	O. 5	CGY	W, 3-1	1-0-0
Petr Sykora	82	22	31	53	40	-	-	-	-	-	O. 7	@ CGy	L, 1-2	1-1-0
Ales Hemsky	64	13	40	53	40	-	-	-	-	-	O. 12	SJ	W, 6-4	2-1-0
Shawn Horcoff	80	16	35	51	56	-	-	-	-	-	O. 14	@ Col	W, 4-3	3-1-0
Jarret Stoll	51	13	26	39	48	-	-	-	-	-	O. 16	@ Van	L, 1-2	3-2-0
Raffi Torres	82	15	19	34	88	-	-	-	-	-	O. 17	VAN	W, 2-1	4-2-0
Joffrey Lupul	81	16	12	28	45	-	-	-	-	-	O. 21	DET	W, 3-2	5-2-0
Fernando Pisani	77	14	14	28	40	-	-	-	-	-	O. 23	PHO	W, 5-2	6-2-0
Marc-Andre Bergeron	55	8	17	25	28	-	-	-	-	-	O. 25	@ Ana	L, 2-6	6-3-0
Marty Reasoner	72	6	14	20	60	-	-	-	-	-	O. 26	@ Pho	L, 2-6	6-4-0
Steve Staios	58	2	15	17	97	-	-	-	-	-	O. 28	WSH	L, 4-0	7-4-0
Patrick Thoresen	68	4	12	16	52	-	-	-	-	-	N. 1	NSH	L, 3-5	7-5-0
Daniel Tjernqvist	37	3	12	15	30	-	-	-	-	-	N. 3	DAL	L, 2-3	7-6-0
Toby Petersen	64	6	9	15	4	-	-	-	-	-	N. 7	@ Mtl	W, 2-3	7-6-1
Petr Nedved (PHI)	21	1	6	7	18	-	-	-	-	-	N. 8	@ Det	L, 0-3	7-7-1
(EDM)	19	1	4	5	10	-	-	-	-	-	N. 10	@ CBj	W, 4-1	8-7-1
(TOTAL)	40	2	10	12	28	-	-	-	-	-	N. 12	@ SH	L, 3-5	8-8-1
Marc Pouliot	46	4	7	11	18	-	-	-	-	-	N. 13	@ Col	W, 2-1	9-8-1
Jason Smith	82	2	9	11	103	-	-	-	-	-	N. 16	STL	W, 6-2	10-8-1
Ladislav Smid	77	3	7	10	37	-	-	-	-	-	N. 18	DET	W, 4-3	11-8-1
Matt Greene	78	1	9	10	109	-	-	-	-	-	N. 21	CGY	W, 2-1	12-8-1
Brad Winchester	59	4	5	9	86	-	-	-	-	-	N. 24	CHI	W, 5-1	13-8-1
Jan Hejda	39	1	8	9	20	-	-	-	-	-	N. 28	ANA	L, 2-7	13-9-2
Tom Gilbert	12	1	5	6	0	-	-	-	-	-	N. 30	COL	L, 3-7	13-9-2
Dwayne Roloson	68	0	3	3	12	-	-	-	-	-	D. 2	CBJ	L, 0-4	13-10-2
Mathieu Roy	16	2	0	2	30	-	-	-	-	-	D. 4	@ Van	L, 4-0	14-10-2
Zack Stortini	29	1	0	1	105	-	-	-	-	-	D. 6	CAR	W, 3-1	15-10-2
Ethan Moreau	7	1	0	1	12	-	-	-	-	-	D. 8	@ Dal	W, 2-0	16-10-2
Kyle Brodziak	6	1	0	1	2	-	-	-	-	-	D. 10	@ Chi	L, 1-4	16-11-2
Robert Nilsson	4	1	0	1	4	-	-	-	-	-	D. 12	@ Nsh	L, 2-3	16-12-2
Danny Syvret	16	0	1	1	6	-	-	-	-	-	D. 14	MIN	W, 3-1	17-12-2
Danny Syvret	16	0	1	1	6	-	-	-	-	-	D. 15	@ Col	L, 1-4	17-13-2
Jean-Francois Jacques	37	0	0	0	33	-	-	-	-	-	D. 19	COL	L, 6-7	17-14-2
Jussi Markkanen	22	0	0	0	0	-	-	-	-	-	D. 21	@ Pho	W, 3-2	18-14-2
Jussi Markkanen	22	0	0	0	0	-	-	-	-	-	D. 23	@ Dal	L, 2-3	18-15-2
Bryan Young	15	0	0	0	10	-	-	-	-	-	D. 28	LA	L, 4-7	18-16-2
Sebastien Baisillon	2	0	0	0	0	-	-	-	-	-	D. 30	VAN	L, 2-6	18-17-2
Alexei Mikhnov	2	0	0	0	0	-	-	-	-	-	D. 31	@ Cgy	L, 2-4	18-18-2
Rob Schremp	1	0	0	0	0	-	-	-	-	-	J. 1	FLA	W, 4-1	19-18-2
GOALTENDER	GP	MINS	GA	SO	GAA.	W-L-T	GP	MIN	GA	SO	GAA.	W-L		
Dwayne Roloson	68	3932	180	4	2.75	27-34-6	-	-	-	-	-	-		
Jussi Markkanen	22	992	52	0	3.15	5-9-1	-	-	-	-	-	-		



EDMONTON OILERS 2007-08 RESULTS & STATISTICS

COACH	REGULAR SEASON					PLAYOFFS							
	GP	W	L	T	OTL	PTS	GF	GA	GP	W	L	GF	GA
Craig MacTavish	82	41	35	6	88	235	251	—	—	—	—	—	—

4th Northwest Division, 9th Western Conference, 19th Overall. Playoffs: Did Not Qualify

PLAYER	REGULAR SEASON					PLAYOFFS					GAME-BY-GAME RESULTS			
	GP	G	A	PTS	PIM	GP	G	A	PTS	PIM	DATE	OPPONENT	RESULT	RECORD
Ales Hemsky	74	20	51	71	34	—	—	—	—	—	O. 4	SJ	W, 3-2	SO 1-0-0
Shawn Horcoff	53	21	29	50	30	—	—	—	—	—	O. 6	PHI	W, 5-3	2-0-0
Sam Gagner	79	13	36	49	23	—	—	—	—	—	O. 8	@ Det	L, 2-4	2-1-0
Dustin Penner	82	23	24	47	45	—	—	—	—	—	O. 10	@ Min	L, 0-2	2-2-0
Andrew Cogliano	82	18	27	45	20	—	—	—	—	—	O. 12	VAN	L, 2-5	2-3-0
Robert Nilsson	71	10	31	41	22	—	—	—	—	—	O. 13	@ Van	L, 1-4	2-4-0
Jarret Stoll	81	14	22	36	74	—	—	—	—	—	O. 18	@ Pho	W, 4-2	3-4-0
Tom Gilbert	82	13	20	33	20	—	—	—	—	—	O. 20	@ Cgy	L, 1-4	3-5-0
Kyle Brodziak	80	14	17	31	33	—	—	—	—	—	O. 23	COL	L, 2-4	3-6-0
Joni Pitkanen	63	8	18	26	56	—	—	—	—	—	O. 25	MIN	W, 5-4	4-6-0
Curtis Glencross (CBJ)	36	6	6	12	25	—	—	—	—	—	O. 27	@ LA	L, 1-4	4-7-0
(EDM)	26	9	4	13	28	—	—	—	—	—	O. 28	@ Ana	W, 3-2	SO 5-7-0
(TOTAL)	62	15	10	25	53	—	—	—	—	—	O. 30	DET	L, 1-2	5-8-0
Marty Reasoner	82	11	14	25	50	—	—	—	—	—	N. 2	NSH	L, 1-4	5-9-0
Fernando Pisani	56	13	9	22	28	—	—	—	—	—	N. 5	@ Min	L, 2-5	5-10-0
Denis Grebeshkov	71	3	15	18	22	—	—	—	—	—	N. 7	@ Col	L, 3-4	SO 5-10-1
Steve Staios	82	7	9	16	121	—	—	—	—	—	N. 10	@ Cgy	W, 4-2	6-10-1
Geoff Sanderson	41	3	10	13	16	—	—	—	—	—	N. 14	@ Van	W, 1-0	SO 7-10-1
Zack Stortini	66	3	9	12	201	—	—	—	—	—	N. 15	MIN	L, 2-4	7-11-1
Raffi Torres	32	5	6	11	36	—	—	—	—	—	N. 17	CGY	L, 1-3	7-12-1
Sheldon Souray	26	3	7	10	36	—	—	—	—	—	N. 20	VAN	W, 5-3	SO 8-12-1
Ethan Moreau	25	5	4	9	39	—	—	—	—	—	N. 22	COL	L, 2-5	8-13-1
Marc Pouliot	24	1	6	7	12	—	—	—	—	—	N. 24	CHI	W, 3-1	9-13-1
Dick Tarnstrom	29	1	4	5	40	—	—	—	—	—	N. 26	CBJ	L, 2-4	10-13-1
Ladislav Smid	65	0	4	4	58	—	—	—	—	—	N. 28	@ Col	W, 2-1	10-14-1
Patrick Thoresen	17	2	1	3	6	—	—	—	—	—	N. 30	vs ANA	L, 5-1	11-14-1
Matt Greene	46	0	1	1	53	—	—	—	—	—	D. 2	@ Ana	W, 4-0	12-14-1
Dwayne Roloson	43	0	1	1	2	—	—	—	—	—	D. 3	@ LA	W, 4-3	SO 13-14-1
Mathieu Roy	13	0	1	1	27	—	—	—	—	—	D. 5	PIT	L, 2-4	13-15-1
Mathieu Garon	47	0	0	0	8	—	—	—	—	—	D. 7	STL	L, 3-4	13-16-1
Allan Rourke	13	0	0	0	5	—	—	—	—	—	D. 10	@ Dal	L, 4-5	OT 13-16-2
Jean-Francois Jacques	9	0	0	0	2	—	—	—	—	—	D. 11	@ SH	W, 5-4	SO 14-16-2
Rob Schremp	2	0	0	0	0	—	—	—	—	—	D. 13	@ Det	W, 4-3	SO 15-16-2
Bryan Young	2	0	0	0	0	—	—	—	—	—	D. 15	VAN	W, 2-1	SO 16-16-2
Liam Reddox	1	0	0	0	0	—	—	—	—	—	D. 18	DAL	L, 1-2	SO 16-16-3
Theo Peckham	1	0	0	0	2	—	—	—	—	—	D. 21	NJ	L, 1-3	16-17-3
											D. 23	@ Chi	L, 2-3	16-18-3
											D. 27	ANA	L, 2-3	16-19-3
											D. 29	@ Min	L, 4-5	16-19-4
											D. 31	@ CBJ	L, 2-4	16-20-4
											J. 2	@ SH	L, 3-2	OT 17-20-4
											J. 3	@ Nsh	W, 2-5	17-21-4
											J. 5	NYR	W, 3-2	SO 18-21-4
											J. 7	NYI	W, 4-0	19-21-4
											J. 10	PHO	W, 5-2	20-21-4
											J. 13	CGY	L, 2-1	21-21-4
											J. 15	LA	L, 1-3	21-22-4
											J. 17	@ Wsh	L, 4-5	SO 21-22-5
											J. 18	@ Car	L, 2-7	21-23-5
											J. 20	@ Atl	W, 4-2	22-23-5
											J. 22	@ TB	L, 3-4	22-24-5
											J. 24	@ Fla	W, 4-3	SO 23-24-5
											J. 29	SJ	L, 0-3	23-25-5
											F. 4	DAL	L, 1-4	23-26-5
											F. 6	CGY	W, 5-0	24-26-5
											F. 9	CHI	W, 4-1	25-26-5
											F. 12	@ Cgy	L, 1-4	25-27-5
											F. 14	MIN	W, 4-2	26-27-5
											F. 16	@ SJ	L, 3-2	27-27-5
											F. 19	@ Van	L, 2-4	27-28-5
											F. 22	@ Nsh	L, 4-5	27-29-5
											F. 24	@ Dal	L, 2-5	27-30-5
											F. 26	COL	W, 3-2	28-30-5
											F. 28	DET	W, 4-3	SO 29-30-5
											M. 2	LA	W, 5-4	30-30-5
											M. 7	CBJ	W, 4-3	SO 31-30-5
											M. 9	NSH	L, 1-5	OT 31-31-5
											M. 11	@ CBJ	W, 2-1	SO 32-31-5
											M. 13	@ Chi	W, 6-5	OT 33-31-5
											M. 15	STL	W, 4-3	OT 34-31-5
											M. 18	@ Col	L, 1-5	34-32-5
											M. 20	@ Pho	W, 5-2	35-32-5
											M. 22	@ SJ	W, 2-1	SO 36-32-5
											M. 24	PHO	L, 4-4	37-32-5
											M. 26	VAN	L, 1-4	37-33-5
											M. 28	COL	W, 7-5	38-33-5
											M. 30	MIN	W, 5-3	39-33-5
											M. 32	@ Min	L, 1-3	39-34-5
											M. 34	W Col	L, 4-5	SO 39-34-6
											A. 1	@ Cgy	W, 2-1	40-34-6
											A. 3	CGY	L, 2-3	40-35-6
												@ Van	W, 2-1	41-35-6



EDMONTON OILERS 2008-09 RESULTS & STATISTICS

COACH	REGULAR SEASON					PLAYOFFS							
	GP	W	L	T	OTL	PTS	GF	GA	GP	W	L	GF	GA
Craig MacTavish	82	38	35	9	85	234	238	—	—	—	—	—	—

4th Northwest Division, 11th Western Conference, 21st Overall. Playoffs: Did Not Qualify

PLAYER	REGULAR SEASON					PLAYOFFS					GAME-BY-GAME RESULTS			RECORD
	GP	G	A	PTS	PIM	GP	G	A	PTS	PIM	DATE	OPPONENT	RESULT	
Ales Hemsky	72	23	43	66	32	—	—	—	—	—	O. 12	COL	W, 3-2	1-0-0
Sheldon Souray	81	23	30	53	98	—	—	—	—	—	O. 15	@ Ana	W, 3-2	2-0-0
Shawn Horcoff	80	17	36	53	39	—	—	—	—	—	O. 17	@ Cgy	W, 4-3	3-0-0
Tom Gilbert	82	5	40	45	26	—	—	—	—	—	O. 18	CGY	W, 3-2	4-0-0
Sam Gagner	76	16	25	41	51	—	—	—	—	—	O. 22	@ Chi	L, 0-3	4-1-0
Denis Grebeshkov	72	7	32	39	38	—	—	—	—	—	O. 23	@ Col	L, 1-4	4-2-0
Andrew Cogliano	82	18	20	38	22	—	—	—	—	—	O. 25	@ Van	L, 3-6	4-3-0
Dustin Penner	78	17	20	37	61	—	—	—	—	—	O. 27	BOS	L, 0-1	4-3-1
Lubomir Visnovsky	50	8	23	31	30	—	—	—	—	—	O. 30	@ Nsh	L, 1-3	OT 4-4-1
Robert Nilsson	64	9	20	29	26	—	—	—	—	—	N. 1	@ Car	L, 3-1	5-4-1
Erik Cole	63	16	11	27	63	—	—	—	—	—	N. 2	@ Phi	W, 5-4	6-4-1
Kyle Brodziak	79	11	16	27	21	—	—	—	—	—	N. 5	@ CBJ	L, 4-5	6-5-1
Ethan Moreau	77	14	12	26	133	—	—	—	—	—	N. 6	@ Pit	L, 4-5	6-6-1
Marc Pouliot	63	8	12	20	23	—	—	—	—	—	N. 9	@ NY	W, 2-1	7-6-1
Fernando Pisani	38	7	8	15	14	—	—	—	—	—	N. 10	@ NYR	W, 3-2	SO 8-6-1
Steve Staios	80	2	12	16	92	—	—	—	—	—	N. 13	TOR	L, 2-5	8-7-1
Liam Reddox	46	5	7	12	10	—	—	—	—	—	N. 15	COL	L, 2-3	SO 8-7-2
Ales Kotalik	19	7	4	11	6	—	—	—	—	—	N. 17	@ Det	L, 0-4	8-8-2
Zack Stortini	52	6	5	11	181	—	—	—	—	—	N. 18	@ CBJ	W, 7-2	9-8-2
Ladislav Smid	60	0	11	11	57	—	—	—	—	—	N. 20	DET	L, 3-2	9-9-2
Jason Strudwick	71	2	7	9	60	—	—	—	—	—	N. 26	LA	L, 1-2	9-10-2
Patrick O'Sullivan	19	2	4	6	12	—	—	—	—	—	N. 29	@ STL	W, 4-2	10-10-2
Gilbert Brule	11	2	1	3	12	—	—	—	—	—	D. 1	@ Dal	W, 5-2	10-11-2
Rob Schremp	4	0	3	3	2	—	—	—	—	—	D. 3	DAL	W, 5-2	11-11-2
Ryan Potulny	8	0	3	3	0	—	—	—	—	—	D. 5	@ LA	W, 5-4	12-11-2
Steve MacIntyre	22	2	0	2	40	—	—	—	—	—	D. 6	@ SJ	W, 3-2	SO 13-11-2
Jean-Francois Jacques	7	1	0	1	9	—	—	—	—	—	D. 11	FLA	L, 0-2	13-12-2
Jesse Boulerice	2	0	0	0	0	—	—	—	—	—	D. 13	VAN	W, 3-0	14-12-2
Tim Sestito	1	0	0	0	0	—	—	—	—	—	D. 16	CHI	L, 2-9	14-13-2
Taylor Chorney	2	0	0	0	0	—	—	—	—	—	D. 17	@ Van	L, 2-4	14-14-2
Theo Peckham	15	0	0	0	59	—	—	—	—	—	D. 19	ANA	L, 2-3	SO 14-14-3
											D. 22	PHO	W, 4-2	15-14-3
											D. 26	@ Van	W, 3-2	16-14-3
											D. 28	NSH	W, 5-2	17-14-3
											D. 30	OTT	L, 2-3	17-15-3
											D. 31	@ Van	L, 4-6	17-16-3
											J. 3	DAL	W, 4-1	18-16-3
											J. 7	NVJ	W, 3-2	19-16-3
											J. 9	VAN	L, 2-4	19-17-3
											J. 11	SJ	L, 1-4	19-18-3
											J. 13	STL	L, 2-1	20-18-3
											J. 15	@ Wsh	W, 5-2	21-18-3
											J. 16	@ Col	W, 3-2	22-19-3
											J. 18	PHO	W, 6-3	23-19-3
											J. 20	COL	W, 4-3	24-19-3
											J. 27	BUF	L, 2-10	24-20-3
											J. 30	MIN	W, 3-1	25-20-3
											F. 1	NSH	L, 1-2	25-21-3
											F. 3	CHI	L, 1-3	25-22-3
											F. 5	@ STL	W, 2-1	SO 26-22-3
											F. 7	@ Det	L, 3-8	26-23-3
											F. 11	@ Min	L, 2-3	SO 26-23-4
											F. 14	MTL	W, 7-2	27-23-4
											F. 16	@ LA	W, 3-2	SO 28-23-4
											F. 17	@ Pho	W, 3-1	29-23-4
											F. 19	@ SJ	L, 2-4	29-24-4
											F. 21	@ Dal	L, 2-4	29-25-4
											F. 21	CGY	L, 2-3	SO 29-25-5
											F. 24	TB	L, 5-3	30-25-5
											F. 26	COL	L, 0-1	30-26-5
											F. 28	MIN	W, 3-2	31-26-5
											M. 3	@ Nsh	L, 5-6	31-26-6
											M. 5	@ Ott	L, 2-4	31-27-6
											M. 7	@ Tor	W, 4-1	32-27-6
											M. 10	@ Mtl	L, 3-4	OT 32-27-7
											M. 12	ATL	L, 3-4	OT 32-27-8
											M. 14	COL	L, 2-3	OT 32-27-9
											M. 17	STL	W, 2-1	33-27-9
											M. 19	@ Col	W, 8-1	34-27-9
											M. 20	@ Chi	W, 5-4	SO 35-27-9
											M. 22	@ Min+	L, 0-3	35-28-9
											M. 24	DET	L, 2-3	35-29-9
											M. 26	@ Pho	L, 2-3	35-30-9
											M. 27	@ Ana	W, 5-3	36-30-9
											M. 29	MIN	L, 2-3	36-31-9
											M. 31	ANA	L, 3-5	36-32-9
											A. 2	SJ	L, 1-2	36-33-9
											A. 4	VAN	W, 5-3	37-33-9
											A. 7	LA	L, 1-2	37-34-9
											A. 10	CGY	W, 5-1	38-34-9
											A. 11	@ Cgy	L, 1-4	38-35-9



EDMONTON OILERS 2009-10 RESULTS & STATISTICS

COACH	REGULAR SEASON							PLAYOFFS					
	GP	W	L	T	OTL	PTS	GF	GA	GP	W	L	GF	GA
Pat Quinn	82	27	47	8	62	214	284	—	—	—	—	—	—

5th Northwest Division, 15th Western Conference, 30th Overall. Playoffs: Did Not Qualify

PLAYER	REGULAR SEASON					PLAYOFFS					DATE	OPPONENT	GAME-BY-GAME RESULTS	RECORD
	GP	G	A	PTS	PIM	GP	G	A	PTS	PIM				
Dustin Penner	82	32	31	63	38	—	—	—	—	—	O. 3	CGY	L 4-3	0-1-0
Sam Gagner	68	15	26	41	33	—	—	—	—	—	O. 6	DAL	W 5-4	1-1-0
Ryan Whitney	81	7	32	39	70	—	—	—	—	—	O. 8	CGY	L 4-3	1-1-1
Gilbert Brule	65	17	20	37	38	—	—	—	—	—	O. 10	MTL	W 3-2	2-1-1
Shawn Horcoff	77	13	23	36	51	—	—	—	—	—	O. 12	@ Nsh	W 6-1	3-1-1
Patrick O'Sullivan	73	11	23	34	32	—	—	—	—	—	O. 14	@ Chi	L 4-3	3-2-1
Ryan Potulny	64	15	17	32	28	—	—	—	—	—	O. 16	MIN	W 5-2	4-2-1
Tom Gilbert	82	5	26	31	16	—	—	—	—	—	O. 19	VAN	W 5-2	5-2-1
Andrew Cogliano	82	10	18	28	31	—	—	—	—	—	O. 22	CBJ	W 6-4	6-2-1
Robert Nilsson	60	11	16	27	12	—	—	—	—	—	O. 24	Cgy	W 5-2	6-3-1
Ales Hemsky	22	7	15	22	8	—	—	—	—	—	O. 25	Van	L 2-0	6-4-1
Mike Comrie	43	13	8	21	30	—	—	—	—	—	O. 27	COL	L 3-0	6-5-1
Ethan Moreau	76	9	9	18	62	—	—	—	—	—	O. 29	DET	W 6-5	7-5-1
Marc Pouliot	35	7	7	14	21	—	—	—	—	—	O. 31	Bos	L 2-0	7-6-1
Zack Stortini	77	4	9	13	155	—	—	—	—	—	N. 2	@ NYI	L 3-1	7-7-1
Sheldon Souray	37	4	9	13	65	—	—	—	—	—	N. 5	NYR	L 4-2	7-8-1
Ryan Jones	49	8	4	12	26	—	—	—	—	—	N. 8	@ Col	W 5-3	8-8-1
Jean-Francois Jacques	49	4	7	11	78	—	—	—	—	—	N. 10	@ Ott	L 4-3	8-8-2
Aaron Johnson	41	4	6	10	35	—	—	—	—	—	N. 11	@ Buf	L 3-1	8-9-2
Ladislav Smid	51	1	8	9	39	—	—	—	—	—	N. 15	@ AH	L 3-2	8-10-2
Fernando Pisani	40	4	4	8	10	—	—	—	—	—	N. 16	@ CBJ	L 3-2	8-10-3
Jason Strudwick	72	0	6	6	50	—	—	—	—	—	N. 18	COL	W 6-4	9-10-3
Ryan Stone	27	0	6	6	48	—	—	—	—	—	N. 21	CHI	W 4-2	9-11-3
Taylor Chorney	42	0	3	3	12	—	—	—	—	—	N. 23	PHO	L 4-0	10-11-3
Liam Reddox	9	0	2	2	4	—	—	—	—	—	N. 25	LA	L 3-1	10-12-3
Colin McDonald	2	1	0	1	0	—	—	—	—	—	N. 27	SJ	L 6-5	10-12-4
Theo Peckham	15	0	1	1	43	—	—	—	—	—	N. 28	@ Van	L 7-3	10-13-4
Christopher Minard	5	0	1	1	0	—	—	—	—	—	D. 3	@ Det	W 4-1	11-13-4
Alex Plante	4	0	1	1	2	—	—	—	—	—	D. 5	@ Da	W 3-2	12-13-4
Ryan O'Marra	3	0	1	1	0	—	—	—	—	—	D. 7	@ Fla	W 3-2	13-13-4
Dean Arsene	13	0	0	0	41	—	—	—	—	—	D. 9	@ TB	W 3-2	14-13-4
Charles Linglet	5	0	0	0	2	—	—	—	—	—	D. 11	@ STL	W 5-3	15-13-4
Devan Dubnyk	19	1075	64	0	3.57	4-10-2	—	—	—	—	D. 15	LA	L 3-2	15-14-4
											D. 17	NSH	L 6-3	15-15-4
											D. 19	WSH	L 4-2	15-16-4
											D. 21	STL	L 7-2	15-17-4
											D. 23	@ Min	L 3-1	15-18-4
											D. 26	@ Van	L 4-1	15-19-4
											D. 28	CGY	L 4-1	15-20-4
											D. 30	TOR	L 3-1	16-20-4
											D. 31	@ Cgy	L 2-1	16-21-4
											J. 2	@ SJ	L 4-1	16-22-4
											J. 5	PHO	L 5-4	16-22-5
											J. 7	CBJ	L 4-2	16-23-5
											J. 12	NSH	L 5-3	16-24-5
											J. 14	PIT	L 3-2	16-25-5
											J. 16	@ SJ	L 4-2	16-26-5
											J. 18	@ Col	L 6-0	16-27-5
											J. 20	VAN	L 3-2	16-27-6
											J. 22	DAL	L 4-3	16-28-6
											J. 26	CHI	L 4-2	16-29-6
											J. 28	STL	L 2-1	16-30-6
											J. 30	@ Cgy	L 6-1	16-31-6
											F. 3	CAR	W 4-2	17-31-6
											F. 4	PHI	W 1-0	18-31-6
											F. 6	@ Min	L 4-2	18-32-6
											F. 8	@ Col	L 3-0	18-33-6
											F. 10	@ Pho	L 6-1	18-34-6
											F. 11	@ Ana	L 3-2	18-35-6
											F. 14	@ LA	W 3-2	19-35-6
											M. 2	ANA	L 7-3	19-36-6
											M. 3	@ Nsh	L 4-3	19-37-6
											M. 5	@ Chi	L 5-2	19-38-6
											M. 7	MIN	W 2-1	20-38-6
											M. 9	NJ	W 2-0	21-38-6
											M. 11	OTT	L 4-1	21-39-6
											M. 13	@ Mtl	L 5-4	21-39-7
											M. 15	@ Tor	L 2-1	21-40-7
											M. 16	@ CBJ	L 5-3	21-41-7
											M. 18	@ Min	L 4-2	21-42-7
											M. 19	DET	L 3-2	22-42-7
											M. 21	SJ	W 5-1	23-42-7
											M. 23	VAN	W 3-2	24-42-7
											M. 26	ANA	L 3-2	24-43-7
											M. 28	@ Stl	L 2-1	24-44-7
											M. 30	@ Det	L 5-4	24-45-7
											A. 2	@ Dal	L 6-3	24-46-7
											A. 3	@ Pho	L 3-2	24-46-8
											A. 5	MIN	W 4-1	25-46-8
											A. 7	@ LA	W 5-3	26-46-8
											A. 10	@ LA	W 4-3	27-46-8
											A. 11	@ Ana	L 7-2	27-47-8



EDMONTON OILERS 2010-11 RESULTS & STATISTICS

COACH	REGULAR SEASON						PLAYOFFS						
	GP	W	L	T	OTL	PTS	GF	GA	GP	W	L	GF	GA
Tom Renney	82	25	45	—	12	62	191	260	—	—	—	—	—

5th Northwest Division, 30th Overall. Playoffs: Did Not Qualify

PLAYER	REGULAR SEASON					PLAYOFFS					DATE	OPPONENT	GAME-BY-GAME RESULTS	RECORD
	GP	G	A	PTS	PIM	GP	G	A	PTS	PIM				
Jordan Eberle	69	18	25	43	22	—	—	—	—	—	O. 7	CGY	W, 4-0	1-0-0
Taylor Hall	65	22	20	42	27	—	—	—	—	—	O. 10	FLA	W, 3-2	2-0-0
Sam Gagner	68	15	27	42	37	—	—	—	—	—	O. 14	@ Min	L, 4-2	2-1-0
Ales Hemsley	47	14	28	42	18	—	—	—	—	—	O. 16	@ Cgy	L, 5-3	2-2-0
Andrew Cogliano	82	11	24	35	64	—	—	—	—	—	O. 21	MIN	L, 4-2	2-3-0
Magnus Paajarvi	80	15	19	34	16	—	—	—	—	—	O. 23	SJ	L, 6-4	2-4-1
Shawn Horcoff	47	9	18	27	46	—	—	—	—	—	O. 26	@ Cgy	L, 3-0	2-4-1
Linus Omark	51	5	22	27	26	—	—	—	—	—	O. 28	@ Chi	L, 5-2	2-4-1
Ryan Whitney	35	2	25	27	33	—	—	—	—	—	O. 29	@ Chi	L, 7-4	3-4-2
Tom Gilbert	79	6	20	26	32	—	—	—	—	—	N. 2	VAN	L, 4-3	3-5-2
Ryan Jones	81	18	7	25	34	—	—	—	—	—	N. 5	DET	L, 3-1	3-6-2
Kurtis Foster	74	8	14	22	45	—	—	—	—	—	N. 7	@ Chi	L, 2-1	4-6-2
Jim Vandermeer	62	2	12	14	74	—	—	—	—	—	N. 9	@ Car	L, 7-1	4-7-2
Theo Peckham	1	3	10	13	198	—	—	—	—	—	N. 11	@ Det	L, 6-2	4-8-2
Liam Reddox	44	1	9	10	20	—	—	—	—	—	N. 12	@ NJ	L, 4-3	4-8-3
Ladislav Smid	78	0	10	10	85	—	—	—	—	—	N. 14	@ NYR	L, 8-2	4-9-3
Gilbert Brule	41	7	2	9	41	—	—	—	—	—	N. 17	CHI	L, 5-0	4-10-3
Jean-Francois Jacques	51	4	1	5	63	—	—	—	—	—	N. 19	PHO	L, 4-3	4-10-4
Colin Fraser	67	3	2	5	60	—	—	—	—	—	N. 21	@ Ana	W, 4-2	5-10-4
Teemu Hartikainen	12	3	2	5	4	—	—	—	—	—	N. 23	@ Pho	L, 5-0	5-11-4
Jeff Petry	35	1	4	5	10	—	—	—	—	—	N. 25	COL	W, 3-2	6-11-4
Ryan O'Marra	21	1	4	5	13	—	—	—	—	—	N. 27	SJ	L, 4-3	6-12-4
Taylor Chorney	12	1	3	4	4	—	—	—	—	—	N. 29	@ Ott	W, 4-1	7-12-4
Zack Stortini	2	0	4	4	76	—	—	—	—	—	D. 1	@ Mtl	W, 4-3	8-12-4
Alexandre Giroux	8	1	1	2	2	—	—	—	—	—	D. 2	@ Tor	W, 5-0	9-12-4
Jason Strudwick	43	0	2	2	23	—	—	—	—	—	D. 4	STL	W, 2-1	10-12-4
Chris VandeVelde	12	0	2	2	12	—	—	—	—	—	D. 7	ANA	L, 3-2	10-12-5
Steve MacIntyre	34	0	1	1	93	—	—	—	—	—	D. 10	TB	W, 4-3	11-12-5
Alex Plante	3	0	0	0	11	—	—	—	—	—	D. 12	VAN	L, 2-1	11-13-5
Richard Petiot	2	0	0	0	2	—	—	—	—	—	D. 14	TOR	L, 4-1	11-14-5
Devan Dubnyk	35	2061	93	2	2.71	12-13-8	—	—	—	—	D. 16	CBJ	L, 6-3	12-14-5
Nikolai Khabibulin	47	2701	153	2	3.40	10-32-4	—	—	—	—	D. 21	@ SJ	L, 2-1	12-15-5
Martin Gerber	3	185	4	0	1.30	3-0-0	—	—	—	—	D. 23	@ LA	L, 3-2	12-15-6
											D. 26	@ Van	L, 3-2	12-16-6
											D. 28	BUF	L, 4-2	12-17-6
											D. 30	COL	L, 4-3	SO 12-17-7
											J. 1	CGY	L, 2-3	12-18-7
											J. 4	DET	L, 2-3	12-19-7
											J. 6	NYI	W, 2-1	13-19-7
											J. 7	@ Van	L, 6-1	13-20-7
											J. 11	@ Dal	L, 3-2	13-21-7
											J. 13	@ SJ	L, 5-2	14-21-7
											J. 15	@ LA	L, 5-2	14-22-7
											J. 16	@ Ana	L, 3-2	14-23-7
											J. 18	MIN	L, 4-1	14-24-7
											J. 20	DAL	L, 4-2	14-25-7
											J. 23	NSH	L, 3-2	14-25-8
											J. 25	@ Pho	W, 4-3	15-25-8
											J. 26	@ Dal	L, 3-1	15-26-8
											F. 2	LA	L, 3-3	15-27-8
											F. 4	@ Stt	L, 5-3	15-28-8
											F. 5	@ CBJ	L, 4-3	15-29-8
											F. 7	@ Nsh	W, 4-0	16-29-8
											F. 9	CHI	L, 4-1	16-30-8
											F. 12	OTT	L, 5-3	16-31-8
											F. 13	ANA	L, 4-0	16-32-8
											F. 15	DAL	W, 4-1	17-32-8
											F. 17	MTL	W, 4-1	18-32-8
											F. 19	ATL	W, 5-3	19-32-8
											F. 22	@ Min	L, 4-1	19-33-8
											F. 23	@ CBJ	L, 5-1	20-33-8
											F. 25	STL	L, 5-0	20-34-8
											F. 27	BOS	L, 3-2	20-35-8
											M. 1	NSH	W, 2-1	21-35-8
											M. 3	CBJ	W, 4-2	22-35-8
											M. 5	@ Col	W, 5-1	23-35-8
											M. 8	@ Phi	L, 4-1	23-36-8
											M. 9	@ Wsh	L, 5-0	23-37-8
											M. 11	@ Det	L, 5-1	23-37-9
											M. 13	@ Pit	L, 5-1	23-38-9
											M. 17	PHO	L, 3-1	23-39-9
											M. 19	COL	L, 3-2	SO 23-39-10
											M. 22	@ Nsh	L, 3-1	23-40-10
											M. 24	@ Stl	L, 4-0	23-41-10
											M. 26	CGY	L, 5-4	SO 23-41-11
											M. 29	LA	L, 2-0	23-42-11
											M. 31	@ Min	L, 4-2	23-43-11
											A. 2	@ Van	W, 4-1	24-43-11
											A. 5	VAN	W, 2-0	25-43-11
											A. 6	@ Cgy	L, 6-1	25-44-11
											A. 8	MIN	L, 3-1	25-45-11
											A. 10	@ Col	L, 4-3	OT 25-45-12



EDMONTON OILERS 2011-12 RESULTS & STATISTICS

COACH	REGULAR SEASON									PLAYOFFS				
	GP	W	L	T	OTL	PTS	GF	GA		GP	W	L	GF	GA
Tom Renney	82	32	40	10	74	212	239	-		-	-	-	-	-

5th Northwest Division, 29th Overall. Playoffs: Did Not Qualify

PLAYER	REGULAR SEASON					PLAYOFFS					DATE	GAME-BY-GAME RESULTS			RECORD
	GP	G	A	PTS	PIM	GP	G	A	PTS	PIM		OPPONENT	RESULT		
Jordan Eberle	78	34	42	76	10	-	-	-	-	-	O. 9	PIT	W, 2-1	SO	1-0-0
Taylor Hall	61	27	26	53	36	-	-	-	-	-	O. 13	@ Min	L, 2-3	SO	1-0-1
Ryan Nugent-Hopkins	62	18	34	52	16	-	-	-	-	-	O. 15	VAN	L, 4-3		1-1-1
Sam Gagner	75	18	29	47	36	-	-	-	-	-	O. 17	NSH	W, 3-1		2-1-1
Ryan Smyth	82	19	27	46	82	-	-	-	-	-	O. 18	@ Cgy	L, 2-1		2-2-1
Ales Hemsky	69	10	26	36	43	-	-	-	-	-	O. 20	MIN	L, 2-0	SO	2-2-2
Shawn Horcoff	81	13	21	34	24	-	-	-	-	-	O. 20	NYR	W, 2-0		3-2-2
Ryan Jones	79	17	16	33	42	-	-	-	-	-	O. 25	VAN	W, 3-2		4-2-2
Jeff Petry	73	2	23	25	26	-	-	-	-	-	O. 27	WSH	W, 2-1		4-2-2
Corey Potter	62	4	17	21	24	-	-	-	-	-	O. 28	@ Col	W, 3-1		5-2-2
Ryan Whitney	51	3	17	20	16	-	-	-	-	-	O. 30	STL	W, 4-2		7-2-2
Tom Gilbert	47	3	14	17	12	-	-	-	-	-	N. 3	@ LA	L, 3-0		8-2-2
Eric Belanger	78	4	12	16	32	-	-	-	-	-	N. 5	@ Pho	L, 4-2		8-3-2
Ladislav Smid	78	5	10	15	44	-	-	-	-	-	N. 8	@ Mtl	W, 3-1		9-3-2
Ben Eager	63	8	5	13	107	-	-	-	-	-	N. 10	@ Bos	L, 6-3		9-4-2
Andy Sutton	52	3	7	10	80	-	-	-	-	-	N. 11	@ Det	L, 3-0		9-5-2
Lennart Petrell	60	4	5	9	45	-	-	-	-	-	N. 13	@ Chi	L, 6-3		9-6-2
Magnus Paajarvi	41	2	6	8	4	-	-	-	-	-	N. 17	OTT	L, 5-2		9-7-2
Anton Lander	56	2	4	6	12	-	-	-	-	-	N. 19	CHI	W, 9-2		10-7-2
Teemu Hartikainen	17	2	3	5	6	-	-	-	-	-	N. 21	@ Dal	L, 4-2		10-8-2
Nick Schultz	20	0	4	4	10	-	-	-	-	-	N. 22	@ Nsh	W, 6-2		11-8-2
Darcy Hordichuk	43	1	2	3	64	-	-	-	-	-	N. 25	@ Min	W, 5-2		12-8-2
Theo Peckham	54	1	2	3	80	-	-	-	-	-	N. 26	@ Col	L, 5-2		12-9-2
Linus Omark	14	3	0	3	8	-	-	-	-	-	N. 28	NSH	L, 3-1		12-10-2
Josh Green	7	1	1	2	7	-	-	-	-	-	N. 30	MIN	L, 3-2	SO	12-10-3
Cam Barker	25	2	0	2	23	-	-	-	-	-	D. 2	CBJ	L, 6-3		13-10-3
Ryan O'Marra	7	0	1	1	4	-	-	-	-	-	D. 3	CGY	L, 5-3		13-11-3
Chris VandeVelde	5	1	0	1	2	-	-	-	-	-	D. 7	CAR	L, 5-3		13-12-3
Alex Plante	3	0	1	1	2	-	-	-	-	-	D. 9	COL	W, 4-1		14-12-3
Colten Teubert	24	0	1	1	25	-	-	-	-	-	D. 10	@ Cgy	L, 3-0		14-13-3
Philippe Cornet	2	0	1	1	0	-	-	-	-	-	D. 15	@ Pho	L, 4-2		14-14-3
Bryan Rodney	1	0	0	0	0	-	-	-	-	-	D. 17	@ SJ	L, 3-2		14-15-3
Taylor Chorney	3	0	0	0	0	-	-	-	-	-	D. 19	DET	L, 3-2		14-16-3
Milan Kytnar	1	0	0	0	0	-	-	-	-	-	D. 22	MIN	W, 4-1		15-16-3
Devan Dubnyk	47	2653	118	2	2.67	20-20-3	-	-	-	-	D. 26	@ Van	L, 5-3		15-17-3
Nikolai Khabibulin	40	2261	100	2	2.65	12-20-7	-	-	-	-	D. 29	@ Min	L, 4-3		15-18-3
Yann Danis	1	32	2	0	3.75	0-0-0	-	-	-	-	D. 31	@ NYI	L, 4-1		15-19-3
											J. 2	@ Chi	W, 4-3		16-19-3
											J. 3	@ Buf	L, 4-3		16-20-3
											J. 5	@ SH	L, 3-3		16-21-3
											J. 7	@ Dal	L, 4-1		16-22-3
											J. 11	NJ	L, 2-1	OT	16-22-4
											J. 13	ANA	L, 5-0		16-23-4
											J. 15	LA	W, 2-1	OT	17-23-4
											J. 17	@ CBJ	L, 4-2		17-24-4
											J. 19	@ Stl	L, 1-0		17-25-4
											J. 21	CGY	L, 6-2		17-26-4
											J. 23	SJ	W, 2-1	SO	18-26-4
											J. 24	@ Van	L, 3-2	SO	18-26-5
											J. 31	COL	W, 3-2		19-26-5
											F. 2	CHI	W, 8-4		20-26-5
											F. 6	DET	W, 5-1	SO	21-26-5
											F. 8	@ Tor	L, 6-3		21-27-5
											F. 11	@ Det	L, 4-2		21-28-5
											F. 15	OTT	W, 4-3	OT	22-28-5
											F. 17	TOR	L, 4-3	OT	22-28-6
											F. 19	COL	L, 3-1		22-29-6
											F. 23	VAN	L, 5-2		22-30-6
											F. 25	@ Cgy	W, 6-1		23-30-6
											F. 27	PHI	W, 2-0		24-30-6
											F. 29	PHO	L, 3-1		24-31-6
											M. 2	@ Wpg	W, 5-3		25-31-6
											M. 5	STL	L, 5-2		25-32-6
											M. 6	DAL	L, 3-1		25-33-6
											M. 8	@ Ana	L, 4-2		25-34-6
											M. 10	@ SJ	W, 3-2	SO	26-34-6
											M. 12	MTL	L, 5-3		26-35-6
											M. 14	@ Col	W, 3-2	SO	26-36-7
											M. 16	SJ	L, 3-0		27-36-7
											M. 18	CBJ	W, 3-1		27-36-7
											M. 20	CGY	W, 3-1		28-36-7
											M. 22	Pho	L, 3-2	SO	28-36-8
											M. 23	@ Nsh	W, 6-3		29-36-8
											M. 25	@ TB	L, 3-2	SO	29-36-9
											M. 28	@ Fla	W, 2-1	SO	30-36-9
											M. 30	CBJ	W, 6-3		31-36-9
											A. 1	DAL	L, 3-1		31-37-9
											A. 2	LA	L, 4-1		31-38-9
											A. 5	@ Ana	W, 2-1		32-38-9
											A. 7	@ LA	L, 2-0		32-39-9
											A. 5	ANA	L, 3-2	OT	32-39-10
											A. 7	@ Van	L, 3-0		32-40-10



EDMONTON OILERS 2012-13 RESULTS & STATISTICS

COACH	REGULAR SEASON						PLAYOFFS						
	GP	W	L	T	OTL	PTS	GF	GA	GP	W	L	GF	GA
Ralph Krueger	46	19	22	—	7	45	125	134	—	—	—	—	—

3rd Northwest Division, 24th Overall. Playoffs: Did Not Qualify

PLAYER	REGULAR SEASON					PLAYOFFS					GAME-BY-GAME RESULTS			
	GP	G	A	PTS	PIM	GP	G	A	PTS	PIM	DATE	OPPONENT	RESULT	RECORD
Taylor Hall	45	16	34	50	33	—	—	—	—	—	J. 20	@ Van	W. 3-2 SO	1-0-0
Sam Gagner	48	14	24	38	23	—	—	—	—	—	J. 22	SJ	L. 6-3	1-1-0
Jordan Eberle	48	16	21	37	16	—	—	—	—	—	J. 24	LA	W. 2-1 OT	2-1-0
Nail Yakupov	48	17	14	31	24	—	—	—	—	—	J. 26	@ Cgy	L. 4-3	2-2-0
Justin Schultz	48	8	19	27	8	—	—	—	—	—	J. 28	COL	W. 4-1	3-2-0
Ryan Nugent-Hopkins	40	4	20	24	8	—	—	—	—	—	J. 30	@ Pho	W. 2-1 OT	4-2-0
Ales Hemsky	38	9	11	20	16	—	—	—	—	—	J. 31	@ SJ	L. 3-2 SO	4-2-1
Magnus Paajarvi	42	9	7	16	14	—	—	—	—	—	F. 2	@ Col	L. 3-1	4-3-1
Ryan Whitney	34	4	9	13	23	—	—	—	—	—	F. 4	VAN	L. 3-2 OT	4-3-2
Ryan Smyth	47	2	11	13	40	—	—	—	—	—	F. 6	DAL	L. 3-2 OT	4-3-3
Shawn Horcoff	31	7	5	12	24	—	—	—	—	—	F. 9	@ Det	L. 2-1	4-4-3
Jeff Petry	48	3	9	12	29	—	—	—	—	—	F. 10	@ Col	W. 3-1	5-4-3
Lennart Petrell	35	3	6	9	4	—	—	—	—	—	F. 12	DAL	L. 4-1	5-5-3
Nick Schultz	48	1	8	9	24	—	—	—	—	—	F. 16	COL	W. 6-4	6-5-3
Ryan Jones	27	2	5	7	17	—	—	—	—	—	F. 19	LA	L. 3-1	6-6-3
Mark Fistic	25	0	6	6	32	—	—	—	—	—	F. 21	MIN	L. 3-1	6-7-3
Corey Potter	33	3	1	4	6	—	—	—	—	—	F. 23	PHO	W. 3-2 SO	7-7-3
Ladislav Smid	48	1	3	4	55	—	—	—	—	—	F. 25	@ Chi	L. 3-2 OT	7-7-4
Teemu Hartikainen	23	1	2	3	6	—	—	—	—	—	F. 28	@ Dal	W. 5-1	8-7-4
Eric Belanger	26	0	3	3	10	—	—	—	—	—	M. 1	@ Stl	L. 4-2	8-8-4
Ben Eager	14	1	1	2	25	—	—	—	—	—	M. 3	@ Min	L. 4-2	8-9-4
Jerred Smithson	10	1	0	1	2	—	—	—	—	—	M. 5	@ Col	L. 4-3 SO	8-9-5
Mike Brown	27	1	0	1	53	—	—	—	—	—	M. 7	@ Det	L. 3-0	8-10-5
Anton Lander	11	0	1	1	2	—	—	—	—	—	M. 8	@ Nsh	L. 6-0	8-11-5
Darcy Hordichuk	4	0	0	0	2	—	—	—	—	—	M. 10	@ Chi	W. 6-5	9-11-5
Chris VandeVelde	11	0	0	0	4	—	—	—	—	—	M. 12	@ Col	W. 4-0	10-11-5
Theo Peckham	4	0	0	0	6	—	—	—	—	—	M. 15	DET	L. 3-2 OT	10-11-6
Mark Arcobello	1	0	0	0	0	—	—	—	—	—	M. 17	NSH	W. 3-2	11-11-6
											M. 20	SJ	L. 4-3 SO	11-11-7
											M. 23	STL	L. 3-0	11-12-7
											M. 25	@ Nsh	L. 3-2	11-13-7
											M. 26	@ Stl	W. 3-0	12-13-7
											M. 28	COL	W. 6-4	13-13-7
											M. 30	VAN	W. 4-0	14-13-7
											A. 1	CGY	W. 4-1	15-13-7
											A. 3	@ Cgy	W. 8-2	16-13-7
											A. 4	@ Van	L. 4-0	16-14-7
											A. 6	@ LA	L. 4-1	16-15-7
											A. 8	@ Ana	L. 2-1	16-16-7
											A. 10	PHO	L. 3-1	16-17-7
											A. 13	CGY	L. 4-1	16-18-7
											A. 16	MIN	L. 5-3	16-19-7
											A. 19	@ Col	W. 4-1	17-19-7
											A. 21	ANA	L. 3-1	17-20-7
											A. 22	ANA	L. 3-0	17-21-7
											A. 24	CHI	L. 4-1	17-22-7
											A. 26	@ Min	W. 6-1	18-22-7
											A. 27	VAN	W. 7-2	19-22-7

GOALTENDER	REGULAR SEASON					PLAYOFFS						
	GP	MINS	GA	SO	GAA.	W-L-T	GP	MIN	GA	SO	GAA.	W-L
Devan Dubnyk	38	2100	90	2	2.57	14-16-6	—	—	—	—	—	—
Nikolai Khabibulin	12	683	29	1	2.54	4-6-1	—	—	—	—	—	—
Yann Danis	3	110	7	0	3.82	1-0-0	—	—	—	—	—	—



EDMONTON OILERS 2013-14 RESULTS & STATISTICS

COACH	REGULAR SEASON								PLAYOFFS				
	GP	W	L	T	OTL	PTS	GF	GA	GP	W	L	GF	GA
Dallas Eakins	82	29	44	-	9	67	203	270	-	-	-	-	-

7th Pacific Division, 28th Overall, Playoffs: Did Not Qualify

PLAYER	REGULAR SEASON					PLAYOFFS					DATE	GAME-BY-GAME RESULTS			RECORD
	GP	G	A	PTS	PIM	GP	G	A	PTS	PIM		OPPONENT	RESULT		
Jordan Eberle	78	34	42	76	10	-	-	-	-	-	O. 1	WPG	L 5-4	0-1-0	
Taylor Hall	75	27	53	80	44	-	-	-	-	-	O. 5	@ VAN	L 6-2	0-2-0	
Jordan Eberle	80	28	37	65	18	-	-	-	-	-	O. 7	NJD	W 5-4	1-2-0	
David Perron	78	28	29	57	90	-	-	-	-	-	O. 10	MTL	L 4-1	1-3-0	
Ryan Nugent-Hopkins	80	19	37	56	26	-	-	-	-	-	O. 12	@ TOR	L 6-5	1-3-1	
Sam Gagner	67	10	27	37	41	-	-	-	-	-	O. 14	@ WSH	L 4-2	1-4-1	
Justin Schultz	74	11	22	33	16	-	-	-	-	-	O. 15	@ PIT	L 3-2	1-5-1	
Ales Hemsky	55	9	17	26	20	-	-	-	-	-	O. 17	@ NYI	L 3-2	1-6-1	
Nail Yakupov	63	11	13	24	36	-	-	-	-	-	O. 19	@ OTT	W 3-1	2-6-1	
Ryan Smyth	72	10	13	23	44	-	-	-	-	-	O. 22	@ MTL	W 4-3	3-6-1	
Boyd Gordon	74	8	13	21	20	-	-	-	-	-	O. 24	WSH	L 4-1	3-7-1	
Mark Arcobello	41	4	14	18	8	-	-	-	-	-	O. 26	@ PHX	L 5-4	3-8-1	
Andrew Ferencic	71	3	15	18	63	-	-	-	-	-	O. 27	@ LAK	L 2-1	3-8-2	
Jeff Petry	80	7	10	17	42	-	-	-	-	-	O. 29	TOR	L 4-0	3-9-2	
Philip Larsen	30	3	9	12	8	-	-	-	-	-	N. 2	TOR	L 2-1	3-9-2	
Anton Belov	57	1	6	7	34	-	-	-	-	-	N. 5	@ DEL	L 5-0	3-10-2	
Ryan Jones	52	2	4	6	40	-	-	-	-	-	N. 7	@ FLA	W 4-3	4-10-2	
Martin Marincin	44	0	6	6	16	-	-	-	-	-	N. 9	@ TBL	L 4-2	4-11-2	
Jesse Joensuu	42	3	2	5	16	-	-	-	-	-	N. 10	@ PHI	L 4-2	4-12-2	
Will Acton	30	3	2	5	21	-	-	-	-	-	N. 13	@ CHI	L 5-4	4-13-2	
Corey Potter	16	0	5	5	21	-	-	-	-	-	N. 15	DAL	L 3-0	4-14-2	
Luke Gazdic	67	2	2	4	127	-	-	-	-	-	N. 16	SJS	L 4-2	4-15-2	
Nick Schultz	60	0	4	4	24	-	-	-	-	-	N. 19	@ CGY	W 4-2	5-15-2	
Matt Hendricks	33	3	0	3	58	-	-	-	-	-	N. 21	CBJ	W 7-0	6-15-2	
Oscar Klefbom	17	1	2	3	0	-	-	-	-	-	N. 25	FLA	W 4-1	7-15-2	
Taylor Fedun	4	2	0	2	0	-	-	-	-	-	N. 28	@ CHI	L 5-1	7-16-2	
Ladislav Smid	17	1	1	2	16	-	-	-	-	-	N. 29	@ NSH	L 3-0	8-16-2	
Steven Pinizzotto	6	0	2	2	15	-	-	-	-	-	N. 29	@ CBJ	L 4-2	8-17-2	
Roman Horak	2	1	0	1	0	-	-	-	-	-	D. 1	@ DAL	W 3-2	9-17-2	
Tyler Pitlick	10	1	0	1	0	-	-	-	-	-	D. 3	PHX	L 6-2	9-18-2	
Mark Fraser	23	1	0	1	43	-	-	-	-	-	D. 5	COL	W 8-2	10-18-2	
Anton Lander	27	0	1	1	4	-	-	-	-	-	D. 7	CGY	L 2-1	10-18-3	
Denis Grebeshkov	7	0	1	1	2	-	-	-	-	-	D. 10	CAR	W 5-4	11-18-3	
Ben Eager	7	0	1	1	2	-	-	-	-	-	D. 12	BOS	L 2-2	11-19-3	
Brad Hunt	3	0	0	0	0	-	-	-	-	-	D. 13	@ VAN	L 4-0	11-20-3	
Mike Brown	8	0	0	0	19	-	-	-	-	-	D. 15	@ ANA	L 3-2	11-21-3	
Linus Omark	1	0	0	0	0	-	-	-	-	-	D. 17	@ LAK	L 3-0	11-22-3	
Ryan Hamilton	2	0	0	0	0	-	-	-	-	-	D. 19	@ COL	L 4-0	11-23-3	
Devan Dubnyk	32	1678	94	2	3.36	11-17-2	-	-	-	-	D. 21	STL	L 6-0	11-24-3	
Ben Scrivens	21	1235	62	1	3.01	9-11-0	-	-	-	-	D. 23	WPG	W 6-2	12-24-3	
Ilya Bryzgalov	20	1135	57	1	3.01	5-8-5	-	-	-	-	D. 27	@ CGY	W 2-0	13-24-3	
Viktor Fasth	7	396	18	0	2.73	3-3-1	-	-	-	-	D. 28	PHI	L 4-3	13-24-4	
Jason Labarbera	348	19	0	3.28	1-3-0	-	-	-	-	-	D. 31	@ PHX	L 3-0	13-24-5	
Richard Bachman	3	139	7	0	3.02	0-2-1	-	-	-	-	J. 2	@ SJS	L 5-1	13-25-5	



EDMONTON OILERS YEARLY PRE-SEASON RECORD – 1979-80 TO 2013-14

SEASON	OVERALL					NHL OPPONENTS					HOME		AWAY		NEUT.	OT
	GP	W-L-T	PCT.	GF	GA	GP	W-L-T	PCT.	GF	GA	W-L-T	W-L-T	W-L-T	W-L-T	W-L-T	
1979-80	10	5-4-1	.550	41	39	9	5-3-1	.611	41	34	3-2-0	1-0-1	1-2-0		—	
1980-81	11	5-5-1	.500	47	45	9	3-5-1	.389	31	41	3-2-0	1-2-1	1-1-0		—	
1981-82	10	6-3-1	.650	50	42	10	6-3-1	.650	50	42	3-1-0	1-2-1	2-0-0		—	
1982-83	10	3-3-4	.500	45	43	9	3-3-3	.500	41	39	1-2-2	2-1-1	0-0-1		—	
1983-84	11	9-2-0	.818	62	32	9	7-2-0	.778	42	23	5-0-0	4-2-0	0-0-0		0-0-0	
1984-85	11	7-4-0	.636	46	43	11	7-4-0	.636	46	43	4-1-0	2-3-0	1-0-0		0-1-0	
1985-86	11	7-4-0	.636	58	47	11	7-4-0	.636	58	47	3-2-0	3-2-0	1-0-0		0-1-0	
1986-87	11	8-2-1	.773	56	34	11	8-2-1	.773	56	34	4-1-0	2-1-0	2-0-1		0-0-1	
1987-88	11	4-5-2	.455	34	37	10	4-5-1	.450	31	34	3-1-1	0-2-1	1-2-0		0-0-2	
1988-89	11	3-6-2	.364	35	39	11	3-6-2	.364	35	39	1-2-2	2-1-0	0-3-0		0-0-2	
1989-90	11	6-4-1	.591	48	38	11	6-4-1	.591	48	38	3-2-0	2-2-0	1-0-1		1-1-1	
1990-91	11	7-4-0	.636	40	38	9	5-4-0	.556	30	34	1-3-0	4-0-0	2-1-0		1-0-0	
1991-92	11	3-5-3	.409	35	36	11	3-5-3	.409	35	36	2-2-1	0-2-2	1-1-0		1-1-3	
1992-93	9	3-5-1	.389	37	39	9	3-5-1	.389	37	39	1-2-1	1-2-0	1-1-0		0-0-1	
1993-94	8	3-4-1	.438	31	31	7	2-4-1	.357	25	30	3-1-0	0-2-1	0-1-0		0-0-1	
1994-95	8	2-5-2	.333	32	42	8	1-5-2	.250	26	38	0-0-0	1-1-2	1-4-0		0-0-2	
1995-96	6	7-1-1	.833	43	28	9	7-1-1	.833	43	28	4-0-1	2-1-0	1-0-0		1-0-1	
1996-97	6	3-2-1	.583	20	18	6	3-2-1	.583	20	18	2-1-1	1-1-0	0-0-0		0-0-1	
1997-98	9	4-3-2	.556	34	32	9	4-3-2	.556	34	32	2-2-1	2-1-1	0-0-0		1-0-2	
1998-99	9	4-4-1	.500	29	26	9	4-4-1	.500	29	26	3-1-0	1-3-0	0-0-1		0-0-1	
1999-00	8	5-3-0	.625	26	18	8	5-3-0	.625	26	18	1-3-0	4-0-0	0-0-0		0-0-0	
2000-01	8	3-4-1	.438	26	28	8	3-4-1	.438	26	28	2-1-1	1-3-0	0-0-0		1-1-1	
2001-02	7	4-2-1	.643	20	18	7	4-2-1	.643	20	18	1-1-1	3-1-0	0-0-0		1-0-1	
2002-03	9	3-6-0	.333	27	31	9	3-6-0	.333	27	31	2-2-0	1-3-0	0-1-0		0-0-0	
2003-04	7	2-3-1-1	.429	18	20	7	2-3-1-1	.429	18	20	2-1-0-1	0-2-1-0	0-1-0-0		0-1-1	
2004-05							DID NOT PLAY									
2005-06	8	3-4-1-0	.438	22	31	8	3-4-1	.438	22	31	3-0-1	0-4-0	0-0-0		2-0-1	
2006-07	8	6-2-0-0	.750	25	16	8	6-2-0	.750	25	16	3-1-0	2-1-0	1-0-0		2-0-0	
2007-08	7	5-2-0-0	.714	25	22	7	5-2-0-0	.714	25	22	3-1-0-0	2-1-0-0	0-0-0-0		3-0-0	
2008-09	7	2-2-0-3	.500	15	21	7	2-2-0-3	.500	15	21	1-1-0-2	1-1-0-1	0-0-0-0		1-3-0	
2009-10	8	4-3-0-1	.563	24	22	8	4-3-0-1	.563	24	22	3-1-0-0	1-1-0-0	0-2-0-0		1-1-0	
2010-11	6	4-2-0-0	.667	21	15	6	4-2-0-0	.667	21	15	3-1-0-0	1-1-0-0	0-0-0-0		1-0-0	
2011-12	8	5-3-0-0	.625	21	18	8	5-3-0-0	.625	21	18	2-2-0-0	2-1-0-0	1-0-0-0		1-0-0	
2012-13							DID NOT PLAY									
2013-14	8	5-2-0-1	.688	26	22	8	5-2-0-1	.688	26	22	3-1-0-1	2-1-0-0	0-1-0-0		0-1-0	
TOTALS	298	150-111-30-5	.562	1119	1011	287	142-112-28-5	.552	1054	977	80-44-14-3 (.628)	47-51-11-1 (.536)	18-21-4-0 (.512)		18-11-22 (.666)	
NHL OPPONENTS	GP	W	L	T	OTL	PCT.	GF	GA	HOME	AWAY	NEUT.	OT				
Anaheim	3	2	1	0	0	.833	14	8	2-0-0	0-0-1	0-0-0	0-0-1				
Boston	3	3	0	0	0	1.000	9	14	0-0-0	0-0-0	1-2-0	0-0-0				
Buffalo	4	3	1	0	0	.750	17	17	1-0-0	0-1-0	2-0-0	0-0-0				
Calgary	59	27	26	5	1	.508	192	200	12-12-3	14-13-2	0-1-0	3-3-5				
Chicago	17	11	6	0	0	.647	78	56	7-1-0	3-4-0	1-1-0	1-0-0				
Colorado/Quebec	4	1	3	0	0	.250	10	15	1-1-0	0-2-0	0-0-0	0-0-0				
Dallas/Minnesota	25	11	9	5	0	.540	98	91	6-4-2	4-3-2	1-2-1	0-0-4				
Detroit	4	2	1	1	0	.625	13	10	0-0-0	1-0-1	1-1-0	0-0-0				
Florida	5	4	0	0	1	.900	16	10	4-0-0-1	0-0-0	0-0-0	1-1-0				
Los Angeles	5	3	2	0	0	.600	21	20	2-0-0	1-2-0	0-0-0	0-0-0				
Minnesota	7	3	4	0	0	.357	19	23	0-3-0-1	2-1-0	0-0-0	0-1-0				
Montreal	14	7	7	0	0	.500	65	60	2-2-0	4-3-0	1-0-0	0-1-0				
New Jersey/Colorado	2	0	2	0	0	.000	4	8	0-0-0	0-1-0	0-1-0	0-0-0				
New York Islanders	2	1	1	0	0	.500	4	4	1-0-0	0-0-0	0-1-0	0-0-0				
NY Rangers	4	2	1	1	0	.625	19	17	2-0-1	0-0-0	0-1-0	0-0-1				
Ottawa	9	5	3	1	0	.611	27	27	3-1-1	0-2-0	0-0-0	2-0-1				
Philadelphia	1	0	1	0	0	.000	3	5	0-0-0	2-0-0	0-0-0	0-0-0				
Arizona/Winnipeg	25	13	10	2	0	.560	91	8	8-3-0	2-4-2	3-3-0	4-1-2				
Pittsburgh	3	2	1	0	0	.667	14	13	1-0-0	0-0-0	1-1-0	0-0-0				
San Jose	4	1	3	0	0	.250	14	15	0-0-2	0-1-0	1-0-0	0-0-2				
St. Louis	13	7	3	3	0	.554	51	43	3-2-1	1-0-0	3-1-2	0-0-1				
Tampa Bay Lightning	2	1	1	0	1	.750	8	10	1-0-0	0-0-0	0-1-0	0-1-0				
Toronto	30	13	14	3	0	.483	102	107	8-8-1	4-6-1	1-0-1	1-2-3				
Vancouver	41	23	14	3	1	.610	162	128	13-4-1-1	9-8-2	1-2-0	5-1-1				
TOTALS	287	142	112	27	6	.552	1054	977	80-43-13-3 (.633)	47-51-11-1 (.482)	18-21-4-0 (.465)	18-11-22 (.569)				
NON-NHL OPPONENTS	GP	W	L	T	PCT.	GF	GA	HOME	AWAY	NEUT.	OT					
Canadian Olympic Team	4	2	1	1		.625	2	14	2-0-1	0-0-0	0-1-0	0-0-1				
Dusseldorf EG	1	1	0	0		1.000	20	0	0-0-0	1-0-0	0-0-0	0-0-0				
EC Hedos	1	1	0	0		1.000	8	4	0-0-0	1-0-0	0-0-0	0-0-0				
Las Vegas (IHL)	1	1	0	0		1.000	6	4	0-0-0	1-0-0	0-0-0	0-0-0				
Moncton (AHL)	2	1	0	1		.750	13	8	0-0-0	1-0-1	0-0-0	0-0-0				
Wichita (CHL)	2	2	0	0		1.000	16	4	0-0-0	1-0-0	1-0-0	0-0-0				
TOTALS	11	8	1	2		.818	65	34	2-0-1 (.833)	5-0-1 (.917)	1-1-0 (.500)	0-0-1 (.500)				



EDMONTON OILERS NATIONAL HOCKEY LEAGUE “FIRSTS”

FIRST GOAL:

- AWAY – Kevin Lowe, 1st pd. 9:49,
Oct. 10/79 at Chicago
- HOME – Blair MacDonald, 1st pd. 12:06,
Oct. 13/79 vs Detroit

FIRST ASSISTS:

- AWAY – Brett Callighen & Wayne Gretzky,
1st pd. 9:49, Oct. 10/79 at Chicago
- HOME – Brett Callighen & Wayne Gretzky,
1st pd. 12:06, Oct. 13/79 vs Detroit

FIRST GAME WINNING GOAL:

- HOME – Blair MacDonald, 2nd pd. 8:22,
Oct. 19/79 vs Quebec
- AWAY – Wayne Gretzky, 2nd pd. 12:06,
Nov. 13/79 at Washington

FIRST MINOR PENALTY:

- AWAY – Wayne Gretzky, 1st pd. 5:19,
slashing, Oct. 10/79 at Chicago
- HOME – Dave Hunter, 1st pd. 18:30,
hooking, Oct. 13/79 vs Detroit

FIRST MAJOR PENALTY:

- AWAY – Lee Fogolin, 3rd pd. 17:48,
misconduct, Oct. 10/79 at Chicago;
Kevin Lowe, fighting also at 17:48
- HOME – Brett Callighen, 2nd pd. 19:37,
fighting, Oct. 13/79 vs Detroit

FIRST TWO GOAL GAME:

- HOME – Blair MacDonald, Oct. 13/79
vs Detroit
- AWAY – Blair MacDonald & Stan Weir,
Nov. 18/79 at Buffalo

FIRST THREE GOAL GAME:

- HOME – Blair MacDonald, Oct. 19/79
vs Quebec
- AWAY – Blair MacDonald, Jan. 19/80
at Pittsburgh

OPPONENT NATIONAL HOCKEY LEAGUE “FIRSTS” VS OILERS

FIRST OPPONENT GOAL:

- AWAY – John Marks, 1st pd. 1:26, Oct. 10/79
at Chicago
- HOME – Dan Labraaten, 2nd pd. 14:16,
Oct. 13 vs Detroit

FIRST OPPONENT ASSISTS:

- AWAY – Cliff Koroll & Stan Mikita, 1st pd.
1:26, Oct. 10/79 at Chicago
- HOME – Perry Miller & Rogie Vachon,
2nd pd. 14:16, Oct. 13/79 vs Detroit

FIRST POWERPLAY GOAL:

- AWAY – Kevin Lowe, 1st pd. 9:49,
Oct. 10/79 at Chicago
- HOME – Blair MacDonald, 1st pd.12:06,
Oct. 13/79 vs Detroit

FIRST SHORTHANDED GOAL:

- AWAY – Doug Hicks, 3rd pd.14:35,
Nov. 15/79 at Philadelphia
- HOME – Mark Messier, 2nd pd.15:58,
Dec. 12/79 vs Atlanta

FIRST SHUTOUT:

- AWAY – Andy Moog/Grant Fuhr, Jan. 8/85
at Quebec
- HOME – Eddie Mio, Dec. 9/79 vs Hartford

FIRST OILER TO SCORE 50 POINTS IN A SEASON:

Wayne Gretzky vs Colorado Rockies,
Dec. 26/79 at Northlands Coliseum. Oilers 4 Rockies
3, Gretzky scored goal at 13:37 of 1st pd., assisted by
Blair MacDonald and Brett Callighen (18-32-50)

FIRST OILER TO SCORE 100 POINTS IN A SEASON:

Wayne Gretzky vs Boston Bruins, Feb. 24/80 at
Northlands Coliseum, Boston 4 Oilers 2, assisted
on a goal by Brett Callighen at 5:43 of the 2nd pd.
(35-65-100)

FIRST OILER TO SCORE 200 POINTS IN A SEASON:

Wayne Gretzky at Calgary Flames,
Mar. 25/82, Edmonton 7 Calgary 2, assisted on a goal
by Pat Hughes at 9:16 of 1st pd. (88-112-200)

FIRST OPPONENT

GAME WINNING GOAL:

- AWAY – John Marks, 1st pd. 18:59,
Oct. 10/79 at Chicago
- HOME – Tom Rowe, 3rd pd. 13:31, Oct. 28/79
vs Washington

FIRST OPPONENT

MINOR PENALTY:

- AWAY – Terry Ruskowski, 1st pd. 3:05,
Oct. 10/79 at Chicago
- HOME – Jean Hamel, 1st pd. 4:02, hooking
Oct. 13/79 vs Detroit

**FIRST OPPONENT****MAJOR PENALTY:**

AWAY – Grant Mulvey, 3rd pd. 17:48, fighting, Oct. 10/79 at Chicago

HOME – Mike Foligno, 1st pd. 19:37, fighting, Oct. 13/79 vs Detroit

FIRST OPPONENT**TWO GOAL GAME:**

AWAY – John Marks, Oct. 10/79 at Chicago

HOME – Marc Tardif, Oct. 19/79 vs Quebec

FIRST OPPONENT**THREE GOAL GAME:**

AWAY – Mike Bossy, Mar. 4/80
at NY Islanders

HOME – Ken Houston, Feb. 8/81 vs Calgary

FIRST OPPONENT**POWERPLAY GOAL**

AWAY – John Marks, 1st pd. 1:26, Oct. 10/79 at Chicago

HOME – Lars Lindgren, 3rd pd. 3:17, Oct. 14/79 vs Vancouver

FIRST OPPONENT**SHORTHANDED GOAL:**

AWAY – Wayne Cashman, 3rd pd. 16:24, Nov. 8/79 at Boston

HOME – Bob MacMillan, 3rd pd. 14:37, Feb. 8/80 vs Atlanta

FIRST OPPONENT SHUTOUT:

AWAY – Al Smith, Nov. 17/79 vs Hartford

HOME – Billy Smith, Mar. 12/81 vs NY Islanders

CURRENT NHL INDIVIDUAL RECORDS ESTABLISHED OR TIED BY EDMONTON OILERS**REGULAR SEASON RECORDS (24)****MOST GOALS, ONE SEASON:**

92 – Wayne Gretzky, 1981-82

MOST GOALS, ONE SEASON, BY A DEFENCEMAN:

48 – Paul Coffey, 1985-86

MOST ASSISTS, ONE SEASON:

163 – Wayne Gretzky, 1985-86

MOST POINTS, ONE SEASON:

215 – Wayne Gretzky, 1985-86

MOST GAMES SCORING THREE-OR-MORE GOALS, ONE SEASON:

10 – Wayne Gretzky, 1981-82 and 1983-84

HIGHEST ASSIST-PER-GAME AVERAGE, ONE SEASON**(35 or more)**

2.04 – Wayne Gretzky, 1985-86

HIGHEST POINTS PER-GAME AVERAGE, ONE SEASON**(among players with 50 or more):**

2.77 – Wayne Gretzky, 1983-84

MOST GOALS, ONE SEASON, INCLUDING PLAYOFFS:

100 – Wayne Gretzky, 1983-84

MOST ASSISTS, ONE SEASON, INCLUDING PLAYOFFS:

174 – Wayne Gretzky, 1985-86

MOST POINTS, ONE SEASON, INCLUDING PLAYOFFS:

255 – Wayne Gretzky, 1984-85

MOST GOALS ONE SEASON, BY A CENTRE:

92 – Wayne Gretzky, 1981-82

MOST ASSISTS ONE SEASON, BY A CENTRE:

163 – Wayne Gretzky, 1985-86

MOST POINTS ONE SEASON, BY A CENTRE:

215 – Wayne Gretzky, 1985-86

FASTEST TWO SHORTHANDED GOALS:

12 Seconds – Esa Tikkanen, at Toronto, November 12/88, 1st period.
Goals scored at 10:44 and 10:56.

MOST GOALS, MINIMUM 50 GAMES, FROM THE START OF THE SEASON:

61 – Wayne Gretzky, 1981-82 and 1983-84

LONGEST CONSECUTIVE POINT-SCORING STREAK:

51 Games – Wayne Gretzky, 1983-84; October 5, 1983 through January 27, 1984

LONGEST CONSECUTIVE POINT-SCORING STREAK FROM THE START OF A SEASON:

51 Games – Wayne Gretzky, 1983-84; October 5, 1983 through January 27, 1984

MOST ASSISTS, ONE GAME:

7 – Wayne Gretzky, February 15, 1980 vs Washington; December 11, 1985 at Chicago; February 14, 1986 vs Quebec (Ties NHL record)

MOST ASSISTS, ONE GAME, BY A DEFENCEMAN:

6 – Paul Coffey, March 14, 1986 vs Detroit (Ties NHL record)

MOST ASSISTS, ONE ROAD GAME:

7 – Wayne Gretzky December 11, 1985 at Chicago (Ties NHL record)

MOST ASSISTS, ONE GAME, BY A PLAYER IN HIS FIRST NHL SEASON:

7 – Wayne Gretzky, February 15, 1980 vs Washington

MOST POINTS, ONE GAME, BY A DEFENCEMAN:

8 – Paul Coffey, March 14, 1986 vs Detroit; 2 goals, 6 assists (Ties NHL record)

MOST GOALS, ONE PERIOD:

4 – Wayne Gretzky, February 18, 1981, 3rd period vs St. Louis (Ties NHL record)

MOST ASSISTS, ONE SEASON, BY A GOALTENDER:

14 – Grant Fuhr, 1983-84



STANLEY CUP PLAYOFF RECORDS (27)

MOST CAREER PLAYOFF POINTS:

382 – Wayne Gretzky, 1979-80 through 1998-99

MOST CAREER PLAYOFF GOALS:

122 – Wayne Gretzky, 1979-80 through 1998-99

MOST CAREER PLAYOFF ASSISTS:

260 – Wayne Gretzky, 1979-80 through 1998-99

MOST CAREER THREE-OR-MORE GOAL GAMES:

10 – Wayne Gretzky, 1979-80 through 1998-99

MOST CAREER SHORTHANDED GOALS:

14 – Mark Messier, 1979-80 through 1997-98

MOST POINTS, ONE PLAYOFF YEAR:

47 – Wayne Gretzky, 1984-85; 17 goals, 30 assists

MOST GOALS, ONE PLAYOFF YEAR:

19 – Jari Kurri, 1984-85
(Ties NHL record)

MOST ASSISTS, ONE PLAYOFF YEAR:

31 – Wayne Gretzky, 1987-88

MOST POINTS BY A DEFENCEMAN ONE PLAYOFF YEAR:

37 – Paul Coffey, 1984-85; 12 goals, 25 assists

MOST GOALS BY A DEFENCEMAN, ONE PLAYOFF YEAR:

12 – Paul Coffey 1984-85

MOST ASSISTS BY A DEFENCEMAN ONE PLAYOFF YEAR:

25 – Paul Coffey, 1984-85

MOST SHORTHANDED GOALS, ONE PLAYOFF YEAR:

3 – Wayne Gretzky, 1982-83 (Ties NHL record)
– Todd Marchant, 1996-97 (Ties NHL record)

MOST THREE-OR-MORE GOAL GAMES

ONE PLAYOFF YEAR:

4 – Jari Kurri, 1984-85

MOST WINS BY A GOALTENDER ONE PLAYOFF YEAR:

16 – Grant Fuhr, 1987-88
– Bill Ranford, 1989-90 (Ties NHL record)

MOST POINTS, IN FINAL SERIES:

13 – Wayne Gretzky, 1987-88, scored 3 goals
10 assists during 4 game Stanley Cup Final
against Boston.

MOST ASSISTS, IN FINAL SERIES:

10 – Wayne Gretzky, 1987-88, during 4 game
Stanley Cup Final against Boston.

MOST GOALS IN ONE SERIES OTHER THAN FINAL):

12 – Jari Kurri, 1984-85, during 6 game
Conference Final against Chicago

MOST ASSISTS IN ONE SERIES (OTHER THAN FINAL):

14 – Wayne Gretzky, 1984-85, during 6 game
Conference Final against Chicago
(Ties NHL record)

MOST THREE-OR-MORE GOAL GAMES, ONE PLAYOFF SERIES:

3 – Jari Kurri, 1984-85, during 6 game
Conference Final against Chicago.

MOST POINTS, ONE GAME, BY A DEFENCEMAN:

6 – Paul Coffey, May 14, 1985 vs Chicago;
1 goal, 5 assists

MOST ASSISTS, ONE GAME:

6 – Wayne Gretzky, April 9, 1987 vs Los Angeles
(Ties NHL record)

MOST POWERPLAY GOALS, ONE GAME:

3 – Jari Kurri, April 9, 1987 vs Los Angeles
(Ties NHL record)

MOST SHORTHANDED GOALS, ONE GAME:

2 – Wayne Gretzky, April 6, 1983 vs Winnipeg
(Ties NHL record)
– Jari Kurri, April 24, 1983 vs Chicago
(Ties NHL record)

MOST POINTS, ONE PERIOD:

4 – Wayne Gretzky, April 12, 1987 at
Los Angeles, 3rd period; 1 goal, 3 assists
– Glenn Anderson, April 6, 1988 vs Winnipeg,
3rd period; 3 goals, 1 assist
(Ties NHL record)

MOST ASSISTS, ONE PERIOD:

3 – Wayne Gretzky, 5 times; April 8/81,
April 24/83, April 25/85, April 9/87,
April 12/87 (Tied NHL record)

MOST SHORTHANDED GOALS, ONE PERIOD:

2 – Jari Kurri, April 24, 1983 vs Chicago,
3rd period (Ties NHL record)

MOST PENALTY SHOTS FACED AND STOPPED, ONE PLAYOFF YEAR AND SERIES:

2 – Grant Fuhr, 1984-85, Stanley Cup Final
against Philadelphia, May 28 and
May 30, 1985

ALL STAR GAME RECORDS (3)

MOST GOALS, ONE GAME:

4 – Wayne Gretzky, 1983 at Uniondale

MOST GOALS, ONE PERIOD:

4 – Wayne Gretzky, 3rd period, 1983 at
Uniondale

MOST POINTS, ONE PERIOD:

4 – Wayne Gretzky, 3rd period, 1983 at
Uniondale, 4 goals, 0 assists



NHL TEAM RECORDS HELD OR CO-HELD BY THE EDMONTON OILERS (REGULAR SEASON)

MOST GAMES:

446 – 1983-84 (NHL record)

HIGHEST GOALS PER-GAME AVERAGE, ONE SEASON:

5.58 – 1983-84, 446 goals in 80 games (NHL record)

MOST SHORTHANDED GOALS, ONE SEASON:

36 – 1983-84 (NHL record)

MOST SCORING POINTS, ONE SEASON:

1,182 – 1983-84 (NHL record)

MOST 50-OR-MORE GOAL SCORERS, ONE SEASON:

3 – 1983-84, Wayne Gretzky 87; Glenn Anderson 54; Jari Kurri 52 (NHL record)

3 – 1985-86, Jari Kurri 68; Glenn Anderson 54; Wayne Gretzky 52 (NHL record)

MOST 40-OR MORE GOAL SCORERS, ONE SEASON:

4 – 1982-83, Wayne Gretzky 71; Glenn Anderson, Mark Messier 48; Jari Kurri 45 (Ties NHL record)

– 1983-84, Wayne Gretzky 87; Glenn Anderson 54; Jari Kurri 52; Paul Coffey 40 (Ties NHL record)

– 1984-85, Wayne Gretzky 73; Jari Kurri 71; Mike Krushelnyski 43; Glenn Anderson 42 (Ties NHL record)

– 1985-86, Jari Kurri 68; Glenn Anderson 54; Wayne Gretzky 52; Paul Coffey 48 (Ties NHL record)

MOST 100-OR-MORE POINT SCORERS, ONE SEASON:

4 – 1982-83, Wayne Gretzky 196; Mark Messier 106; Glenn Anderson, Jari Kurri 104 (Ties NHL record)

– 1983-84, Wayne Gretzky 205; Paul Coffey 126; Jari Kurri 113; Mark Messier 101 (Ties NHL record)

– 1985-86, Wayne Gretzky 215; Paul Coffey 138; Jari Kurri 131; Glenn Anderson 102 (Ties NHL record)

MOST ASSISTS ONE SEASON:

737 – 1985-86 (NHL record)

FASTEST TWO GOALS FROM THE START OF A GAME, ONE TEAM:

24 Seconds

– Oilers at Los Angeles, March 28/82.

Scorers: Mark Messier, 0:14; Dave Lumley, 0:24, Edmonton won 6-2 (NHL record)

LONGEST UNDEFEATED STREAK FROM START OF SEASON:

15 Games

– October 11/84 through November 9/84 (12 wins, 3 ties) (NHL record)

MOST CONSECUTIVE OVERTIME GAMES:

7 – 2003-04; Oilers were 2-2-3 from Feb. 29-Mar. 12, 2004. (NHL Record)

FEWEST SHUTOUTS ONE SEASON:

0 – 1980-81 (Ties NHL record)

– 1981-82 (Ties NHL record)

– 1986-87 (Ties NHL record)

FEWEST SHOTS, ONE PERIOD:

0 – Edmonton at Minnesota, February 20/91, 2nd period. (Ties NHL record)

MOST POINTS, BOTH TEAMS, ONE GAME:

62 – Edmonton at Chicago, December 11, 1985. Edmonton won 12-9 and had 24 assists, Chicago 17. (NHL record)

MOST GOALS, BOTH TEAMS, ONE PERIOD:

12 – Edmonton at Chicago, December 11, 1985, second period. Edmonton scored 6 goals and Chicago 6 in a 12-9 Oilers win (Ties NHL record)

MOST POINTS, BOTH TEAMS, ONE PERIOD:

35 – Edmonton at Chicago, December 11, 1985, second period. Edmonton scored 18 points (6 goals, 12 assists) and Chicago scored 17 points (6 goals, 11 assists) in a 12-9 Oilers win. (NHL record)

MOST PENALTIES, BOTH TEAMS, ONE GAME:

85 Penalties

– Edmonton at Los Angeles, February 28/90. Edmonton received 26 minors, 7 majors, 6 misconducts, 4 game misconducts, 1 match penalty for 44 penalties. Los Angeles received 26 minors, 9 majors, 3 misconducts and 3 game misconducts for 41 penalties. (NHL record)

MOST PENALTIES, ONE TEAM, ONE GAME:

44 Penalties

– Edmonton at Los Angeles, February 28/90. Edmonton received 26 minors, 7 majors, 6 misconducts, 4 game misconducts and 1 match penalty.

EDMONTON OILERS REGULAR SEASON RECORDS INDIVIDUAL RECORDS

GAMES

MOST GAMES:

1037 – Kevin Lowe, 1979-80 through 1991-92 & 1996-97 through 1997-98

MOST GAMES, INCLUDING PLAYOFFS:

1209 – Kevin Lowe, 1979-80 through 1991-92, & 1996-97 through 1997-98, 1037 regular season games, 172 playoff games

MOST CONSECUTIVE GAMES:

518 – Craig MacTavish, October 12/86 through January 2/93

MOST GAMES APPEARED IN BY A GOALTENDER, CAREER

423 – Grant Fuhr, 1981-82 through 1990-91

MOST CONSECUTIVE COMPLETE GAMES BY A GOALTENDER:

28 – Dwayne Roloson, February 8, 2009 through April 7, 2009



GOALS

MOST GOALS:

583 – Wayne Gretzky, in 9 seasons, 696 games

MOST GOALS, INCLUDING PLAYOFFS:

664 – Wayne Gretzky, 583 regular season goals, 81 playoff goals

MOST GAMES SCORING

THREE-OR-MORE GOALS

43 – Wayne Gretzky, in 9 seasons 30 three goal games, 9 four goal games, 4 five goal games (NHL record)

MOST GOALS, ONE SEASON:

92 – Wayne Gretzky, 1981-82 (NHL record)

MOST GAMES SCORING AT LEAST THREE GOALS, ONE SEASON:

10 – Wayne Gretzky, 1981-82 (NHL record)

10 – Wayne Gretzky, 1983-84 (Ties NHL record)

HIGHEST GOALS PER-GAME AVERAGE (20 OR MORE GOALS), ONE SEASON:

1.15 – Wayne Gretzky, 1981-82, 92 goals in 80 games

MOST GOALS, ONE SEASON, INCLUDING PLAYOFFS:

100 – Wayne Gretzky, 1983-84, 87 goals in 74 regular season games, 13 goals in 19 playoff games (NHL record)

MOST GOALS, ONE SEASON, DEFENCEMAN:

48 – Paul Coffey, 1985-86 (NHL record)

MOST GOALS, ONE SEASON, CENTRE:

92 – Wayne Gretzky, 1981-82 (NHL record)

MOST GOALS, ONE SEASON, RIGHT WING:

71 – Jari Kurri, 1984-85

MOST GOALS, ONE SEASON, LEFT WING:

50 – Mark Messier, 1981-82

MOST GOALS, ONE SEASON, ROOKIE:

33 – Jason Arnott, 1993-94

MOST GOALS, ONE SEASON, ROOKIE DEFENCEMAN:

13 – Tom Gilbert, 2007-08

MOST GOALS, ONE GAME:

Edmonton: 5

– Wayne Gretzky, vs St. Louis, February 18/81, Edmonton won 9-2

– Wayne Gretzky, vs Philadelphia, December 30/81, Edmonton won 7-5

– Jari Kurri, vs New Jersey

November 19/83, Edmonton won 13-4

– Pat Hughes, vs Calgary, February 3/84, Edmonton won 10-5

– Wayne Gretzky, at St. Louis, December 15/84, Edmonton won 8-2

– Wayne Gretzky, vs Minnesota, December 6/87, Edmonton won 10-4

Opposition: 4

– Has occurred 11 times in Oilers history.

The most recent: Markus Naslund, vs Vancouver, December 14, 2002.

Vancouver won 6-3.

MOST GOALS, ONE GAME, BY A DEFENCEMAN:

Edmonton: 4

– Paul Coffey, at Calgary, December 26/84, Edmonton won 6-5

Opposition: 3

– Paul Reinhart, at Calgary, November 24/86, Calgary won 6-5

– Kevin Hatcher, vs Dallas, January 24/96, Dallas won 5-3

MOST GOALS, ONE ROAD GAME:

Edmonton: 5

– Wayne Gretzky, at St. Louis, December 15/84, Edmonton won 8-2

Opposition: 4

– Markus Naslund, vs Vancouver, December 14, 2002.

Vancouver won 6-3.

MOST GOALS, ONE PERIOD:

Edmonton: 4

– Wayne Gretzky vs St. Louis,

February 18/81, 3rd period

Edmonton won 9-2 (Ties NHL record)

Opposition: 3

– Miroslav Frycer in Toronto January 8/86, 3rd period, Toronto won 11-9

– Paul Reinhart at Calgary November 24/86, 1st period, Calgary won 6-5

ASSISTS

MOST ASSISTS:

1086 – Wayne Gretzky, in 9 seasons, 696 games

MOST ASSISTS, INCLUDING PLAYOFFS:

1257 – Wayne Gretzky, 1086 regular season assists, 171 playoff assists

MOST ASSISTS, ONE SEASON:

163 – Wayne Gretzky, 1985-86 (NHL record)

HIGHEST ASSISTS-PER-GAME AVERAGE (35 OR MORE ASSISTS), ONE SEASON:

2.04 – Wayne Gretzky, 1985-86, 163 assists in 80 games (NHL record)

MOST ASSISTS ONE SEASON, INCLUDING PLAYOFFS:

174 – Wayne Gretzky, 1985-86, 163 assists in 80 regular season games, 11 assists in 10 playoff games (NHL record)

MOST ASSISTS, ONE SEASON, DEFENCEMAN:

90 – Paul Coffey, 1985-86

MOST ASSISTS, ONE SEASON, CENTRE:

163 – Wayne Gretzky, 1985-86 (NHL record)

MOST ASSISTS, ONE SEASON, RIGHT WING:

67 – Glenn Anderson, 1981-82

MOST ASSISTS, ONE SEASON, LEFT WING:

64 – Mark Messier, 1983-84

MOST ASSISTS, ONE SEASON, ROOKIE:

43 – Jari Kurri, 1980-81

MOST ASSISTS, ONE SEASON, ROOKIE DEFENCEMAN:

23 – Paul Coffey, 1980-81

MOST ASSISTS, ONE SEASON, GOALTENDER:

14 – Grant Fuhr, 1983-84 (NHL record)

**MOST ASSISTS, ONE GAME:**

- Edmonton: 7
- Wayne Gretzky, vs Washington, February 15/80, Edmonton won 8-2 (Ties NHL record)
 - Wayne Gretzky, at Chicago December 11/85, Edmonton won 12-9 (Ties NHL record)
 - Wayne Gretzky, vs Quebec, February 14/86, Edmonton won 8-2 (Ties NHL record)

Opposition: 6

- Gary Suter, at Calgary, April 4/86, Calgary won 9-3

MOST ASSISTS, ONE ROAD GAME:

- Edmonton: 7
- Wayne Gretzky at Chicago December 11/85, Edmonton won 12-9 (Ties NHL record)

Opposition: 5

- Mario Lemieux, vs Pittsburgh, January 21/89 Pittsburgh won 7-4

MOST ASSISTS, ONE GAME, BY A DEFENCEMAN:

- Edmonton: 6
- Paul Coffey, vs Detroit, March 14/86 Edmonton won 12-3

Opposition: 6

- Gary Suter, at Calgary, April 4/86, Calgary won 9-3

MOST ASSISTS, ONE PERIOD:

- Edmonton: 4
- Wayne Gretzky, vs Montreal February 4/83, 1st period, Edmonton won 7-3
 - Jari Kurri, at Winnipeg, October 7/83 2nd period, Edmonton won 8-6
 - Mark Messier, vs Minnesota, January 4/84, 2nd period Edmonton won 12-8
 - Wayne Gretzky, vs Los Angeles, October 26/84, 2nd period, Edmonton won 8-2
 - Wayne Gretzky, vs Quebec, October 15/86, 3rd period Edmonton won 5-2
 - Wayne Gretzky, vs Toronto, February 18/87, 2nd period, Edmonton won 9-2
 - Wayne Gretzky, at St. Louis, November 14/87, 3rd period Edmonton won 6-5 (OT)
 - Wayne Gretzky, vs Philadelphia, March 4/88, 1st period, Edmonton won 7-4
 - Wayne Gretzky, at Winnipeg, March 7/88, 2nd period, Edmonton won 6-0
 - Shawn Horcoff, vs Detroit, November 17/05, 3rd period, Edmonton won 6-5 OT

Opposition: 4

- Gary Suter, at Calgary, April 4/86 Calgary won 9-3

POINTS**MOST POINTS:**

1,669 – Wayne Gretzky, in 9 seasons, 696 games (583 goals, 1086 assists)

MOST POINTS, INCLUDING PLAYOFFS:

1,921 – Wayne Gretzky, 1, 669 regular season, 252 playoff points

MOST POINTS, ONE SEASON:

215 – Wayne Gretzky, 1985-86, (52 goals, 163 assists) (NHL record)

HIGHEST POINTS-PER-GAME AVERAGE (50 OR MORE POINTS), ONE SEASON:

2.69 – Wayne Gretzky, 1985-86, 215 points in 80 games

MOST POINTS, ONE SEASON, INCLUDING PLAYOFFS:

255 – Wayne Gretzky, 1984-85, 208 regular season (73 goals, 135 assists), 47 playoff points (17 goals, 30 assists) (NHL record)

MOST POINTS, ONE SEASON, DEFENCEMAN:

138 – Paul Coffey, 1985-86

MOST POINTS, ONE SEASON, CENTRE:

215 – Wayne Gretzky, 1985-86 (NHL record)

MOST POINTS ONE SEASON, RIGHT WING:

135 – Jari Kurri, 1984-85

MOST POINTS, ONE SEASON, LEFT WING:

106 – Mark Messier, 1982-83

MOST POINTS, ONE SEASON, ROOKIE:

75 – Jari Kurri, 1980-81

MOST POINTS, ONE SEASON, ROOKIE DEFENCEMAN:

33 – Tom Gilbert, 2007-08 (13 Goals, 20 Assists)

MOST POINTS, ONE GAME:

- Edmonton: 8
- Wayne Gretzky, vs New Jersey, November 19/83, 3 goals, 5 assists, Edmonton won 13-4
 - Wayne Gretzky, vs Minnesota, January 4/84, 4 goals, 4 assists, Edmonton won 12-8
 - Paul Coffey, vs Detroit, March 14/86, 2 goals, 6 assists, Edmonton won 12-3
 - Sam Gagner, vs Chicago, February 2/12, 4 goals, 4 assists, Edmonton won 8-4

Opposition: 7

- Mario Lemieux, vs Pittsburgh January 21/89, 2 goals, 5 assists, Pittsburgh won 7-4
- Sergei Makarov, at Calgary, February 25/90, 2 goals, 5 assists, Calgary won 10-4

MOST POINTS, ONE ROAD GAME:

- Edmonton: 7
- Wayne Gretzky at Winnipeg, November 6/83, 4 goals, 3 assists, Edmonton won 8-5
 - Wayne Gretzky at Chicago, December 11/85, 0 goals, 7 assists, Edmonton won 12-9

Opposition: 7

- Mario Lemieux, vs Pittsburgh, January 21/89, 2 goals, 5 assists, Pittsburgh won 7-4

**MOST POINTS, ONE GAME BY A DEFENCEMAN:**

- Edmonton: 8
– Paul Coffey, vs Detroit, March 14/86,
2 goals, 6 assists, Edmonton won 12-3
Opposition: 6
– Gary Suter, at Calgary, April 4/86,
0 goals, 6 assists, Calgary won 9-3

MOST POINTS, ONE PERIOD:

- Edmonton: 5
– Jari Kurri, vs Los Angeles,
October 26/84, 2nd period,
2 goals, 3 assists, Edmonton won 8-2
Opposition: 4
– Peter Stastny, at Quebec, December 2/81,
2nd period, 2 goals, 2 assists,
Quebec won 9-8
– Phil Housley, at Buffalo, October 17/82,
1st period, 1 goal, 3 assists, Buffalo won 6-4
– Sergei Makarov, at Calgary, February 25/90,
3rd period, 1 goal, 3 assists, Calgary won 10-4

PENALTIES**MOST PENALTIES, ONE GAME:**

- Edmonton: 7
– Lee Fogolin, at Detroit, March 22/81
3 minors, 1 major, 1 10-minute
misconduct, 1 game misconduct,
1 gross misconduct
Opposition: 9
– Russ Anderson, at Pittsburgh, January 19/80,
3 minors, 3 majors, 3 game misconducts
(Ties NHL record)

MOST PENALTIES, ONE PERIOD:

- Edmonton: 7
– Lee Fogolin, at Detroit, March 22/81
3rd period, 3 minors, 1 major,
1 10-minute misconduct, 1 game
misconduct, 1 gross misconduct
– Dave Semenko, at Calgary,
November 15/84, 3rd period, 3 minors,
2 majors, 1 match, 1 game misconduct
Opposition: 8
– Russ Anderson, at Pittsburgh,
January 19/80, 2nd period, 3 minors,
2 majors, 3 game misconducts

PENALTY MINUTES**MOST PENALTY MINUTES:**

1747 – Kelly Buchberger, in 795 games,
1987-88 through 1998-99

MOST PENALTY MINUTES INCLUDING PLAYOFFS:

1863 – Kelly Buchberger, 1747 regular season
& 116 playoff penalty minutes

MOST PENALTY MINUTES, ONE SEASON:

286 – Steve Smith, 1987-88

MOST PENALTY MINUTES, ONE SEASON DEFENCEMAN:

286 – Steve Smith, 1987-88

MOST PENALTY MINUTES, ONE SEASON, CENTRE:

281 – Kevin McClelland, 1987-88

MOST PENALTY MINUTES, ONE SEASON, RIGHT WING:

265 – Marty McSorley, 1985-86

MOST PENALTY MINUTES, ONE SEASON, LEFT WING:

234 – Kelly Buchberger, 1988-89

MOST PENALTY MINUTES, ONE SEASON GOALTENDER:

18 – Bill Ranford, 1989-90

MOST PENALTY MINUTES, ONE SEASON, ROOKIE:

234 – Kelly Buchberger, 1988-89

MOST PENALTY MINUTES, ONE GAME:

- Edmonton: 42
– Dave Semenko, vs Vancouver,
March 13/82, 1 minor, 2 majors, 1 match
penalty, 210 minute misconducts
Opposition: 51
– Russ Anderson, at Pittsburgh,
January 19/80, 3 minors, 3 majors,
3 game misconducts

MOST PENALTY MINUTES, ONE PERIOD:

- Edmonton: 41
– Lee Fogolin, at Detroit, March 28/81,
3rd period, 3 minors, 1 major,
1 10-minute misconduct, 1 game
misconduct, 1 gross misconduct
Opposition: 46
– Russ Anderson, at Pittsburgh
January 19/80, 2nd period, 3 minors,
3 majors, 3 game misconducts

MULTIPLE GOAL AND POINT SEASONS**MOST 20-OR-MORE GOAL SEASONS:**

10 – Jari Kurri, 1980-81 through 1989-90

MOST CONSECUTIVE 20-OR-MORE GOAL SEASONS:

10 – Jari Kurri, 1980-81 through 1989-90

MOST 30-OR-MORE GOAL SEASONS:

10 – Jari Kurri, 1980-81 through 1989-90

MOST CONSECUTIVE 30-OR-MORE GOAL SEASONS:

10 – Jari Kurri, 1980-81 through 1989-90

MOST 40-OR-MORE GOAL SEASONS:

9 – Wayne Gretzky, 1979-80 through 1987-88

MOST CONSECUTIVE 40-OR-MORE GOAL SEASONS:

9 – Wayne Gretzky, 1979-80 through 1987-88
(Ties NHL Record)

MOST 50-OR-MORE GOAL SEASONS:

8 – Wayne Gretzky, 1979-80 through 1986-87

MOST CONSECUTIVE 50-OR-MORE GOAL SEASONS:

8 – Wayne Gretzky, 1979-80 through 1986-87

MOST 100-OR-MORE POINT SEASONS:

9 – Wayne Gretzky, 1979-80 through 1987-88
(NHL Record)

MOST CONSECUTIVE 100-OR-MORE POINT SEASONS:

9 – Wayne Gretzky, 1979-80 through 1987-88
(NHL Record)



SHUTOUTS POWERPLAY AND SHORTHANDED GOALS, SHOTS ON GOALS

MOST SHUTOUTS BY A GOALTENDER, CAREER:

23 – Tommy Salo in 334 games over six seasons, 1998-99 through 2003-04

MOST SHUTOUTS, ONE SEASON, GOALTENDER:

8 – Curtis Joseph, 1997-98
8 – Tommy Salo, 2000-01

MOST POWERPLAY GOALS, ONE SEASON:

20 – Wayne Gretzky, 1983-84
20 – Ryan Smyth, 1996-97

MOST POWERPLAY GOALS, ONE GAME

Edmonton 3:

– Glenn Anderson, vs Chicago, March 20, 1985, Edmonton won 6-4.
– Glenn Anderson, vs Toronto, November 19, 1988, Edmonton won 9-1.

MOST SHORTHANDED GOALS, ONE SEASON:

12 – Wayne Gretzky, 1983-84

MOST SHORTHANDED GOALS, ONE GAME:

Edmonton: 2

– Accomplished 13 times in Oilers history. Most recent by Ethan Moreau, Edmonton at Philadelphia, December 8, 2005. Edmonton won 3-2.

Opposition: 2

– Darryl Sutter, Chicago. Edmonton at Chicago, October 18, 1981. Chicago won 7-5.
– Dave Christian, Washington. Edmonton at Washington, November 12, 1985. Washington won 5-2.
– Russ Courtnall, Vancouver. Edmonton at Vancouver, April 22, 1995. Vancouver won 6-1.

MOST SHORTHANDED GOALS, ONE PERIOD:

Edmonton: 2

– Wayne Gretzky, Edmonton at Calgary, March 25, 1982, 2nd period. Edmonton won 7-2.
– Pat Hughes, Edmonton at St. Louis, January 11, 1983, 2nd period. Edmonton won 7-5.
– Paul Coffey, Edmonton vs Quebec, February 14, 1986, 3rd period. Edmonton won 8-2.
– Mark Messier, Edmonton at Detroit, March 25, 1986, 2nd period. Edmonton won 7-2.
– Esa Tikkanen, Edmonton at Toronto, November 12, 1988, 1st period. Edmonton won 6-2.

Opposition: 2

– Dave Christian, Washington. Edmonton at Washington, November 12, 1985, 3rd period. Washington won 5-2.

MOST SHOTS ON GOAL, ONE SEASON:

369 – Wayne Gretzky, 1981-82

SHOOTOUTS

MOST SHOOTOUTS, CAREER

55 – Ales Hemsky
46 – Sam Gagner
30 – Shawn Horcoff
21 – Jordan Eberle
18 – Robert Nilsson
17 – Ryan Smyth
14 – Fernando Pisani

MOST GOALS, CAREER

19 – Ales Hemsky
14 – Sam Gagner
10 – Shawn Horcoff
7 – Jordan Eberle
7 – Robert Nilsson
6 – Fernando Pisani
5 – Patrick O'Sullivan
5 – Ryan Smyth

MOST DECIDING GOALS, CAREER

8 – Ales Hemsky
6 – Shawn Horcoff
6 – Sam Gagner
4 – Fernando Pisani

HIGHEST SCORING PERCENTAGE, CAREER

.600 – Ryan Potulny (3/5)
.500 – Shawn Horcoff (10/20)
.429 – Fernando Pisani (6/14)
.400 – Linus Omark (2/5)
.400 – Michael Peca (2/5)

MOST SHOOTOUTS, ONE SEASON

17 – Sam Gagner, 2007-08 (5-17)
16 – Ales Hemsky, 2007-08 (6-16)
14 – Ales Hemsky, 2005-06 (5-14)
13 – Ryan Smyth, 2005-06 (4-13)
12 – Jordan Eberle, 2011-12 (3-12)
11 – Patrick O'Sullivan, 2009-10 (4-11)
9 – Sam Gagner, 2011-12 (6-9)

MOST GOALS, ONE SEASON

6 – Sam Gagner, 2011-12 (6-9)
6 – Ales Hemsky, 2007-08 (6-16)
5 – Ales Hemsky, 2005-06 (5-14)
5 – Sam Gagner, 2007-08 (5-17)
5 – Shawn Horcoff, 2007-08 (5-17)
4 – Ryan Smyth, 2005-06 (4-13)
4 – Robert Nilsson, 2007-08 (4-7)
4 – Shawn Horcoff, 2009-10 (4-7)
4 – Patrick O'Sullivan, 2009-10 (4-11)
4 – Jordan Eberle, 2010-11 (4-9)

MOST DECIDING GOALS, ONE SEASON

4 – Sam Gagner, 2007-08
4 – Ales Hemsky, 2007-08
3 – Shawn Horcoff, 2009-10
3 – Shawn Horcoff, 2007-08

HIGHEST SCORING PERCENTAGE, ONE SEASON

(Minimum 3 Attempts)

.714 – Shawn Horcoff, 2007-08 (5-7)
.667 – Sam Gagner, 2011-12 (6-9)
.667 – Sergei Samsonov, 2005-06 (2-3)



.667 – Fernando Pisani, 2007-08 (2-3)
.600 – Gilbert Brule, 2009-10 (3-5)
.600 – Ryan Potulny, 2009-10 (3-5)

GOALTENDERS

MOST SHOOTOUTS, CAREER

26 – Dwayne Roloson
18 – Devan Dubnyk
14 – Nikolai Khabibulin
11 – Mathieu Garon
8 – Jeff Deslauriers
7 – Mike Morrison
5 – Jussi Markkanen

MOST WINS, CAREER

13 – Dwayne Roloson
11 – Mathieu Garon
7 – Devan Dubnyk
5 – Jeff Deslauriers
5 – Mike Morrison
3 – Nikolai Khabibulin

MOST LOSSES, CAREER

13 – Dwayne Roloson
10 – Nikolai Khabibulin
9 – Devan Dubnyk
4 – Jussi Markkanen
3 – Jeff Deslauriers
2 – Mike Morrison

HIGHEST WINNING PERCENTAGE, CAREER

1.000 – Mathieu Garon (11-0)
.714 – Mike Morrison (5-2)
.625 – Jeff Deslauriers (5-3)
.500 – Dwayne Roloson (13-13)
.438 – Devan Dubnyk (7-9)

MOST SHOOTOUT ATTEMPTS FACED, CAREER

94 – Dwayne Roloson
57 – Devan Dubnyk
50 – Nikolai Khabibulin
40 – Jeff Deslauriers
35 – Mathieu Garon
24 – Mike Morrison
19 – Jussi Markkanen

MOST SAVES, CAREER

66 – Dwayne Roloson
37 – Devan Dubnyk
32 – Mathieu Garon
30 – Nikolai Khabibulin
29 – Jeff Deslauriers
18 – Mike Morrison
9 – Jussi Markkanen

MOST SHOOTOUT GOALS ALLOWED, CAREER

28 – Dwayne Roloson
20 – Devan Dubnyk
20 – Nikolai Khabibulin
11 – Jeff Deslauriers
10 – Jussi Markkanen
6 – Mike Morrison
3 – Mathieu Garon

HIGHEST SAVE PERCENTAGE, CAREER

.914 – Mathieu Garon
.750 – Mike Morrison
.725 – Jeff Deslauriers
.702 – Dwayne Roloson
.649 – Devan Dubnyk
.600 – Nikolai Khabibulin
.474 – Jussi Markkanen

MOST SHOOTOUTS, ONE SEASON

10 – Mathieu Garon, 2007-08
9 – Dwayne Roloson, 2007-08
8 – Dwayne Roloson, 2008-09
7 – Mike Morrison, 2005-06
7 – Jeff Deslauriers, 2009-10
7 – Devan Dubnyk, 2011-12

MOST WINS, ONE SEASON

10 – Mathieu Garon, 2007-08
5 – Mike Morrison, 2005-06
5 – Dwayne Roloson, 2007-08
5 – Devan Dubnyk, 2011-12
4 – Dwayne Roloson, 2008-09
4 – Jeff Deslauriers, 2009-10

MOST LOSSES, ONE SEASON

6 – Devan Dubnyk, 2010-11
5 – Nikolai Khabibulin, 2011-12
4 – Dwayne Roloson, 2007-08
4 – Dwayne Roloson, 2008-09
3 – Jussi Markkanen, 2005-06
3 – Jeff Deslauriers, 2009-10
3 – Nikolai Khabibulin, 2010-11

HIGHEST WINNING PERCENTAGE, ONE SEASON

1.000 – Mathieu Garon, 2007-08 (10-0)
1.000 – Jeff Deslauriers, 2008-09 (1-0)
1.000 – Mathieu Garon, 2008-09 (1-0)
1.000 – Martin Gerber, 2010-11 (1-0)
.714 – Devan Dubnyk, 2011-12 (5-2)
.714 – Mike Morrison, 2005-06 (5-2)
.667 – Devan Dubnyk, 2009-10 (2-1)

MOST SHOOTOUT ATTEMPTS FACED, ONE SEASON

37 – Dwayne Roloson, 2007-08
37 – Jeff Deslauriers, 2009-10
32 – Mathieu Garon, 2007-08
27 – Devan Dubnyk, 2011-12
24 – Mike Morrison, 2005-06
24 – Dwayne Roloson, 2008-09
21 – Dwayne Roloson, 2006-07

MOST SAVES, ONE SEASON

30 – Mathieu Garon, 2007-08
27 – Dwayne Roloson, 2007-08
26 – Jeff Deslauriers, 2009-10
20 – Devan Dubnyk, 2011-12
19 – Dwayne Roloson, 2008-09
18 – Mike Morrison, 2005-06



MOST SHOOTOUT GOALS ALLOWED, ONE SEASON

- 11 – Jeff Deslauriers, 2009-10
- 12 – Nikolai Khabibulin, 2011-12
- 11 – Jeff Deslauriers, 2009-10
- 10 – Dwayne Roloson, 2007-08
- 10 – Devan Dubnyk, 2010-11
- 8 – Jussi Markkanen, 2005-06
- 7 – Devan Dubnyk, 2011-12

HIGHEST SAVE PERCENTAGE, ONE SEASON

- 1.000 – Jeff Deslauriers, 2008-09 (3-3)
- .938 – Mathieu Garon, 2007-08 (30-32)
- .750 – Mike Morrison, 2005-06 (18-24)
- .741 – Devan Dubnyk, 2011-12 (20-27)
- .730 – Dwayne Roloson, 2007-08 (27-37)
- .727 – Jeff Deslauriers, 2009-10 (8-11)

REAL TIME SCORING STATISTICS

HIGHEST TIME-ON ICE AVERAGE, ONE SEASON:

27:59 – Chris Pronger, 2005-06

HIGHEST TIME-ON ICE AVERAGE, FORWARD ONE SEASON:

22:08 – Doug Weight, 2000-01

MOST HITS, ONE SEASON:

260 – Jason Smith, 1999-00

MOST BLOCKED SHOTS, ONE SEASON:

228 – Jason Smith, 2006-07

MOST TAKEAWAYS, ONE SEASON:

83 – Todd Marchant, 2001-02

MOST GIVEAWAYS, ONE SEASON:

128 – Janne Niinimaa, 1998-99

HIGHEST FACE-OFF WINNING PERCENTAGE, ONE SEASON:

58.01 – Todd Marchant, 2002-03
(Won 775 of 1336 face-offs.)

MOST FACE-OFFS, ONE SEASON:

1756 – Shawn Horcoff, 2008-09
1593 – Todd Marchant, 1999-00

MOST FACE-OFFS WON, ONE SEASON:

947 – Shawn Horcoff, 2008-09
843 – Todd Marchant, 1999-00

MOST TIME-ON ICE, ONE GAME:

33:52 – Eric Brewer, February 8, 2002
at Dallas. Edmonton tied 1-1 OT.

MOST TIME-ON ICE, ONE GAME

(NO OVERTIME):

33:47 – Janne Niinimaa, April 7, 2001
at Vancouver. Edmonton won 4-2.

MOST HITS ONE GAME:

10 – Ethan Moreau, January 24, 2001
at San Jose. Edmonton lost 6-1.

MOST BLOCKED SHOTS, ONE GAME:

- 11 – Jason Smith, November 28, 2006 vs Anaheim. Edmonton lost 3-2 OT.
- 10 – Jason Smith, March 28, 2001 vs Colorado. Edmonton won 4-1.

MOST TAKEAWAYS, ONE GAME:

- 7 – Shawn Horcoff, November 7, 2006 at Montreal. Edmonton lost 3-2 SO.
- 6 – Todd Marchant, December 27, 2000 at Colorado. Edmonton lost 3-2.
- 6 – Todd Marchant, January 5, 2002 vs Vancouver. Edmonton lost 4-3.

MOST GIVEAWAYS, ONE GAME:

- 8 – Dean McAmmond, March 3, 1999 at Buffalo. Edmonton won 5-3.

HIGHEST FACE-OFF WINNING PERCENTAGE, ONE GAME:

- 95.45 – Jarret Stoll, February 4, 2006 vs Vancouver. Edmonton won 3-1. (Won 21 of 22 face-offs.)
- 93.75 – Michael Peca, November 21, 2005 vs San Jose. Edmonton won 2-1 SO. (Won 15 of 16 face-offs.)
- 92.31 – Jarret Stoll, January 13, 2008 vs Calgary. Edmonton won 2-1. (Won 12 of 13 face-offs.)

MOST FACE-OFFS, ONE GAME:

- 36 – Mike Comrie, November 9, 2002 at New Jersey. Edmonton won 6-3.
- 35 – Todd Marchant, December 3, 2000 vs San Jose. Edmonton tied San Jose 3-3 OT.
- 35 – Rem Murray, January 30, 2001 vs Chicago. Edmonton won 3-2.
- 35 – Todd Marchant, January 6, 2003 at San Jose. Edmonton tied San Jose 5-5 OT.

MOST FACE-OFFS WON, ONE GAME:

- 24 – Doug Weight, March 28, 1999 vs San Jose. Edmonton won 5-2.

STREAKS

LONGEST UNDEFEATED STREAK BY A GOALTENDER:

- 23 games
- Grant Fuhr, October 21/81 through January 13/82, 15 wins, 8 ties

LONGEST CONSECUTIVE GOAL-SCORING STREAK:

- 12 games
- Dave Lumley, November 21/81 through December 16/81, 15 goals

LONGEST CONSECUTIVE ASSIST-SCORING STREAK:

- 17 games
- Wayne Gretzky, November 26/83 through January 4/84, 38 assists during streak (NHL record)
- Paul Coffey, November 27/85 through January 2/86, 27 assists during streak (Ties NHL record)

**LONGEST CONSECUTIVE POINT-SCORING STREAK:**

51 games
– Wayne Gretzky, October 5/83 through January 27/84, 61 goals, 92 assists, 153 points during streak (NHL record)

LONGEST SHUTOUT SEQUENCE BY A GOALTENDER:

192 Minutes, 53 Seconds
– Tommy Salo shutout Minnesota for final 29:58 on Mar. 2/01, shutout Toronto for 60:00 on Mar. 7/01, Buffalo for 60:00 on Mar. 9/01 and Carolina for initial 42:55 on Mar. 11/01.

FASTEST GOALS**FASTEST OPENING GOAL:**

Edmonton: 8 Seconds
– Wayne Gretzky, at NY Rangers, December 14/83, Edmonton won 9-4
Opposition: 8 Seconds
– Tim Kerr, at Philadelphia, March 7/89, Edmonton tied Philadelphia 4-4 (OT)

FASTEST GOAL FROM THE START OF A PERIOD:

Edmonton: 6 Seconds
– Glenn Anderson, vs Los Angeles, March 17/84, 3rd period, Edmonton won 9-1
Opposition: 8 Seconds
– Butch Goring, at NY Islanders, November 16/82, 2nd period, New York won 4-2
– Larry Robinson, at Montreal, February 14/82, 2nd period, Montreal won 4-2
– Ron Francis at Hartford, February 12/84, 3rd period, Hartford won 11-0
– Bob Gainey, at Montreal, January 11/86, 3rd period, Edmonton won 6-3
– Tim Kerr, at Philadelphia March 7/89 1st period Edmonton tied Philadelphia 4-4 (OT)

FASTEST TWO GOALS:

Edmonton: 9 Seconds
– Wayne Gretzky, vs St. Louis, February 18/81
Goals: 3rd period 5:49, 5:58, Edmonton won 9-2
Opposition: 4 Seconds (Ties NHL Record)
– Deron Quint, at Winnipeg, December 15/95.
Goals: 2nd period - 7:51, 7:55, Winnipeg won 9-4

FASTEST TWO SHORTHANDED GOALS:

Edmonton: 12 Seconds
– Esa Tikkanen, at Toronto, November 12/88.
Goals: 1st period - 10:44, 10:56
Edmonton won 6-2 (NHL record)
Opposition: 43 Minutes, 12 Seconds
– Darryl Sutter, at Chicago, October 18/81
Goals: 1st period - 16:33, 3rd period 19:45, Chicago won 7-5

FASTEST THREE GOALS:

Edmonton: 2 Minutes, 1 Second
– Ryan Smyth vs San Jose, October 12, 2006.
Goals: 3rd period, 4:05, 4:19, 6:06
Edmonton won 9-2.

Edmonton: 2 Minutes, 18 Seconds
– Wayne Gretzky, vs St. Louis, February 18/81. Goals: 3rd period 5:49, 5:58, 8:07, Edmonton won 9-2
Opposition: 5 Minutes, 42 Seconds
– Paul Reinhart at Calgary
November 24/86. Goals: 1st period 6:01, 11:02, 11:43, Calgary won 6-5

FASTEST FOUR GOALS:

Edmonton: 7 Minutes, 58 Seconds
– Wayne Gretzky vs St. Louis
February 18/81. Goals: 3rd period 5:49, 5:58, 8:07, 13:47, Edmonton won 9-2
Opposition: 36 Minutes, 8 Seconds
– Mike Bossy, at NY Islanders, March 3/81.
Goals: 1st period - 12:26, 2nd period 13:35, 15:37, 3rd period - 8:34, Teams tied 8-8

FASTEST FIVE GOALS:

Edmonton: 29 Minutes, 3 Seconds
– Wayne Gretzky, vs St. Louis, February 18/81.
Goals: 2nd period 4:44, 3rd period - 5:49, 5:58, 8:07, 13:47, Edmonton won 9-2
Opposition:
– has not occurred in Oilers history

FASTEST ASSISTS**FASTEST THREE ASSISTS:**

Edmonton: 1 Minutes, 48 Seconds
– Wayne Gretzky, vs Washington February 15/80.
Goals: 3rd period Dave Semenko 13:14, Bobby Schmaltz 14:04, Blair MacDonald 15:02.
Edmonton won 8-2
Opposition: 4 Minutes, 4 Seconds
– Jeremy Roenick, vs Chicago, February 1/95.
Goals: 1st period - Joe Murphy 4:27, Patrick Poulin 5:52 and 8:31.
Chicago won 7-0

FASTEST FOUR ASSISTS:

Edmonton: 4 Minutes, 38 Seconds
– Wayne Gretzky, at Winnipeg, March 7/88.
Goals: 2nd period Esa Tikkanen 9:38, Craig Simpson 10:38, Mark Messier 13:46, Craig Simpson 14:16. Edmonton won 6-0
Opposition: 24 Minutes, 4 Seconds
– Stan Smyl, at Vancouver, April 1/80.
Goals: 2nd period - Dave Williams 5:26, Ivan Boldirev 18:01, 3rd period - Thomas Gradin 6:27, Curt Fraser 9:30, Vancouver won 5-0

FASTEST FIVE ASSISTS:

Edmonton: 16 Minutes, 38 Seconds
– Wayne Gretzky, vs Quebec February 14/86.
Goals: 2nd period Dave Semenko 17:03, 3rd period Paul Coffey 1:16, Jari Kurri 2:32, Craig MacTavish 12:59, Paul Coffey 13:41, Oilers won 8-2
Opposition:
– has not occurred in Oilers history



EDMONTON OILERS TEAM RECORDS

MOST

POINTS, ONE SEASON:

119 – 1983-84
– 1985-86

WINS, ONE SEASON:

57 – 1983-84

LOSSES, ONE SEASON:

50 – 1992-93

TIES, ONE SEASON:

16 – 1980-81, 1999-00

OVERTIME LOSSES, ONE SEASON:

13 – 2005-06 (4 overtime losses and
9 shootout losses)

HOME WINS, ONE SEASON:

32 – 1985-86

ROAD WINS, ONE SEASON:

26 – 1983-84

HOME LOSSES, ONE SEASON:

22 – 1993-94

ROAD LOSSES, ONE SEASON:

29 – 1992-93

HOME TIES, ONE SEASON:

10 – 1980-81

ROAD TIES, ONE SEASON:

11 – 1981-82, 1993-94

HOME OVERTIME LOSSES, ONE SEASON:

6 – 2011-12 (3 overtime losses and
3 shootout losses)
6 – 2005-06 (2 overtime losses and
4 shootout losses)

ROAD OVERTIME LOSSES, ONE SEASON:

7 – 2005-06 (2 overtime losses and
5 shootout losses)

SHOOTOUTS:

19 – 2007-08 (Won 15, Lost 4)

SHOOTOUT WINS:

15 – 2007-08

SHOOTOUT LOSSES:

9 – 2010-11

HOME SHOOTOUTS:

9 – 2007-08 (Won 8, Lost 1)

HOME SHOOTOUT WINS:

8 – 2007-08

HOME SHOOTOUT LOSSES:

6 – 2010-11

ROAD SHOOTOUTS:

10 – 2007-08 (Won 7, Lost 3)

ROAD SHOOTOUT WINS:

7 – 2007-08

ROAD SHOOTOUT LOSSES:

5 – 2005-06

OVERTIME GAMES, ONE SEASON:

28 – 1999-00 (4 Wins, 8 Losses, 16 Ties)

OVERTIME WINS, ONE SEASON:

19 – 2007-08

HOME OVERTIME GAMES, ONE SEASON:

15 – 2002-03 (6 Wins, 4 Losses, 5 Ties)

HOME OVERTIME WINS, ONE SEASON:

9 – 2007-08

ROAD OVERTIME GAMES, ONE SEASON:

15 – 1999-00 (3 Wins, 5 Losses, 7 Ties)
15 – 2007-08 (10 Wins, 5 Losses)

ROAD OVERTIME WINS, ONE SEASON:

10 – 2007-08

FEWEST

POINTS, ONE SEASON:

38 – 1994-95 (48 Games)
60 – 1992-93 (84 Games)

WINS, ONE SEASON:

17 – 1994-95 (48 Games)
25 – 1993-94 (84 Games)
25 – 2010-11 (82 Games)

LOSSES, ONE SEASON:

17 – 1981-82
– 1985-86

TIES, ONE SEASON:

4 – 1994-95 (48 Games)
5 – 1983-84 (84 Games)

OVERTIME LOSSES, ONE SEASON

3 – 2000-01

HOME WINS, ONE SEASON:

11 – 1994-95 (24 Games)
15 – 1995-96 (41 Games)
13 – 2010-11 (41 Games)

ROAD WINS, ONE SEASON:

8 – 1994-95 (24 Games)
10 – 1992-93 (42 Games)

HOME LOSSES, ONE SEASON:

5 – 1981-82
– 1983-84

ROAD LOSSES, ONE SEASON:

11 – 1985-86

HOME TIES, ONE SEASON:

1 – 1994-95 (24 Games)
2 – 1985-86 (40 Games)

ROAD TIES, ONE SEASON:

1 – 1983-84
– 1986-87

HOME OVERTIME LOSSES,**ONE SEASON:**

0 – 2001-02

ROAD OVERTIME LOSSES, ONE SEASON:

1 – 2000-01

OVERTIME GAMES, ONE SEASON:

7 – 1994-95 (1 Win, 2 Losses, 4 Ties) –
48 Games
9 – 1983-84 (4 Wins, 0 Losses, 5 Ties) –
80 Games

**OVERTIME WINS, ONE SEASON:**

0 – 1984-85 (0-1-11) & 1991-92 (0-2-10)

HOME OVERTIME GAMES, ONE SEASON:

2 – 1994-95 (1-0-1) – 48 Games
5 – 1983-84 (1-0-4), 1987-88 (0-1-4), 1988-89 (1-1-3), 1991-92 (0-0-5) – 80 Games
5 – 2006-07 (2-3-0) – 82 Games

HOME OVERTIME WINS, ONE SEASON:

0 – 1984-85, 1987-88, 1991-92, 1993-94, 1997-98, 1998-99

ROAD OVERTIME GAMES, ONE SEASON:

4 – 1983-84 (3 Wins, 0 Losses, 1 Tie)

ROAD OVERTIME WINS, ONE SEASON:

0 – 1984-85, 1991-92, 1994-95, 1996-97 & 2010-11

STREAKS**LONGEST WINNING RECORD:**

9 games
– February 20/2001 through March 13/2001

LONGEST WINNING RECORD, INCLUDING PLAYOFFS:

9 games
– April 10/85 through May 7/85

LONGEST HOME WINNING RECORD, ONE SEASON:

8 games
– January 19/85 through February 22/85
– February 24/86 through April 2/86

LONGEST ROAD WINNING RECORD, ONE SEASON:

8 games
– December 9/86 through January 17/87

LONGEST UNDEFEATED STREAK & LONGEST UNDEFEATED STREAK FROM START OF SEASON:

15 games
– October 11/84 through November 9/84, 12 wins, 3 ties (NHL record)

LONGEST HOME UNDEFEATED RECORD, ONE SEASON:

14 games
– November 15/89 through January 6/90, 11 wins, 3 ties

LONGEST ROAD UNDEFEATED RECORD, ONE SEASON:

9 games
– January 17/82 through March 2/82, 6 wins, 3 ties
– November 23/82 through January 18/83, 7 wins, 2 ties

LONGEST LOSING RECORD, ONE SEASON:

11 games
– October 16/93 through November 7/93

LONGEST HOME LOSING RECORD, ONE SEASON:

9 games
– October 16/93 through November 24/93

LONGEST ROAD LOSING RECORD, ONE SEASON:

9 games
– November 25/80 through December 30/80
– February 25, 2006 through March 15, 2006

LONGEST WINLESS RECORD, ONE SEASON:

14 games
– October 11/93 through November 7/93; 13 losses, 1 tie

LONGEST HOME WINLESS RECORD, ONE SEASON:

9 games
– October 16/93 through November 24/93, 9 losses, 0 ties

LONGEST ROAD WINLESS RECORD, ONE SEASON:

11 games
– December 18/2001 through February 8/2002, 7 losses, 4 ties

MOST CONSECUTIVE OVERTIME GAMES:

7 Games
– February 29, 2004 through March 12, 2004. 2 Wins, 2 Losses, 3 Ties (NHL Record)

LONGEST NON-SHUTOFF RECORD:

229 games
– March 15/81 through February 11/84

LONGEST NON-SHUTOFF RECORD, INCLUDING PLAYOFFS:

198 games
– March 15/81 through May 3/83

MOST CONSECUTIVE GAMES SHUT OUT:

2 – October 28/90 through October 31/90
– November 18/91 through November 23/91
– October 11/03 through October 14/03
– April 3/07 through April 5/07
– October 25/09 through October 27/09

LONGEST SHUTOFF SEQUENCE AGAINST:

207 Minutes, 43 Seconds
– The Oilers were shutout for the final 52:48 of a 2-1 loss at Chicago on April 1, 2007, through back-to-back 3-0 shutouts (120:00) at Minnesota on April 3 & 5, 2007 and the initial 34:55 of a 3-2 win at Calgary on April 7, 2007. 156 Minutes 31 Seconds

– The Oilers were shutout for the final 22:25 at Calgary (Oct. 25, 1990) through shutouts vs Washington (Oct. 28/90) and vs Winnipeg (OT; Oct. 31/90) and the initial 13:43 of the 1st period vs New Jersey (Nov. 3/90).

146 Minutes, 31 Seconds
– The Oilers were shutout from 17:58 of the 3rd period vs San Jose on Oct. 9/03, through shutouts at Vancouver on Oct. 11/03 and at Calgary on Oct. 14/03, until 3:30 of the 2nd period vs Buffalo on Oct. 16/03.

142 Minutes, 26 Seconds
– The Oilers were shutout from 7:00 of the 3rd period at Minnesota on Feb. 25/07, through shutouts vs Phoenix on Feb. 27/07 and vs Minnesota on Mar. 1/07, until 9:27 of the 1st period vs Calgary on Mar. 3/07.

MOST CONSECUTIVE PERIODS SCORING A GOAL:

24 periods
– from the 1st period vs Vancouver on November 21/81 Through the 3rd period vs Vancouver on December 4/81, 63 goals during streak



MOST CONSECUTIVE GAMES WITH A POWERPLAY

GOAL:

- Edmonton: 20 games
 - November 24/82 through January 7/83, 31 powerplay goals
- Opposition: 12 games
 - October 7/81 through October 28/81, 15 powerplay goals
 - February 20/90 through March 14/90, 19 powerplay goals
 - October 6/93 through October 29/93, 17 powerplay goals

GOALS

MOST GOALS, ONE SEASON:

446 – 1983-84 (NHL record)

HIGHEST GOALS PER GAME AVERAGE, ONE SEASON:

5.58 – 1983-84, 446 goals in 80 games (NHL record)

FEWEST GOALS, ONE SEASON:

136 – 1994-95 (48 Games)
195 – 2006-07 (82 Games)
191 – 2010-11 (82 Games)

LOWEST GOALS-PER GAME AVERAGE, ONE SEASON:

2.33 – 2010-11, 191 goals in 82 games

MOST GOALS AGAINST, ONE SEASON:

337 – 1992-93

HIGHEST GOALS AGAINST PER-GAME AVERAGE, ONE SEASON:

4.09 – 1980-81, 327 goals in 80 games

FEWEST GOALS AGAINST, ONE SEASON:

182 – 2001-02 (82 Games)
183 – 1994-95 (48 Games)

LOWEST GOALS AGAINST-PER-GAME AVERAGE, ONE SEASON:

2.22 – 2001-02, 182 goals in 82 games

MOST SHORTHANDED GOALS, ONE SEASON:

36 – 1983-84 (NHL record)

FEWEST SHORTHANDED GOALS, ONE SEASON:

2 – 1993-94

MOST SHORTHANDED GOALS AGAINST, ONE SEASON:

17 – 1988-89

MOST SHORTHANDED GOALS, ONE TEAM, ONE GAME:

- Edmonton: 3
 - Oilers vs Winnipeg, December 21/83, Edmonton won 7-4
 - Oilers vs Los Angeles, December 20/85, Edmonton won 9-4
 - Oilers vs Quebec, February 14/86, Edmonton won 8-2
 - Oilers vs Vancouver, December 12/87, Edmonton won 6-3
- Opposition: 3
 - Oilers at Washington, November 12/85, Washington won 5-2
 - Oilers vs Chicago, January 25/89, Chicago won 6-3

MOST SHORTHANDED GOALS FOR, ONE TEAM, ONE PERIOD:

- Edmonton: 2
 - Accomplished 17 times in Oilers history. Most recent: Oilers vs Chicago, November 19/02, 1st period. Edmonton won 3-1
- Opposition: 2
 - Accomplished 6 times in Oilers history. Most recent: Oilers vs Toronto, October 16/01, 2nd period. Toronto won 4-1

MOST GOALS, BOTH TEAMS, ONE GAME:

21 – Oilers vs Chicago, December 11/85, Edmonton won 12-9

MOST GOALS, ONE TEAM, ONE GAME:

- Edmonton: 13
 - Oilers vs New Jersey, November 19/83, Edmonton won 13-4
 - Oilers vs Vancouver, November 8/85, Edmonton won 13-0
- Opposition: 11
 - Oilers at Hartford, February 12/84, Hartford won 11-0
 - Oilers at Toronto, January 8/86, Toronto won 11-9

MOST CONSECUTIVE GOALS, ONE TEAM, ONE GAME:

- Edmonton: 13
 - Oilers vs Vancouver, November 8/85, Edmonton won 13-0
- Opposition: 11
 - Oilers at Hartford, February 12/84, Hartford won 11-0

MOST GOALS, BOTH TEAMS, ONE PERIOD:

12 – Oilers at Chicago, December 11/85, 2nd period, Edmonton won 12-9

MOST GOALS, ONE TEAM, ONE PERIOD:

- Edmonton: 7
 - Oilers at Vancouver, October 19/83, 3rd period, Edmonton won 10-7
 - Oilers at Toronto, February 19/85, 2nd period, Edmonton won 9-4
 - Oilers vs Vancouver, November 8/85, 3rd period, Edmonton won 13-0
- Opposition: 7
 - Oilers at Boston, January 17/80, 2nd period, Boston won 7-1

POINTS

MOST SCORING POINTS, ONE SEASON:

1, 182 – 1983-84 (NHL record)

FEWEST SCORING POINTS, ONE SEASON:

368 – 1994-95 (48 Games)
638 – 1992-93 (84 Games)

MOST POINTS, BOTH TEAMS, ONE GAME:

62 – Oilers at Chicago, December 11/85, Edmonton won 12-9 and received 24 assists, Chicago received 17 assists (NHL record)

**MOST POINTS, ONE TEAM, ONE GAME:**

Edmonton: 36
– Oilers at Chicago, December 11/85,
Edmonton won 12-9 and received
24 assists
Opposition: 31
– Oilers at Hartford, February 12/84,
Hartford won 11-0 and received 20 assists

MOST POINTS, BOTH TEAMS, ONE PERIOD:

35 – Oilers at Chicago, December 11/85,
2nd period, Oilers won 12-9 and had
6 goals, 12 assists, Chicago had
6 goals, 11 assists (NHL record)

MOST POINTS, ONE TEAM, ONE PERIOD:

Edmonton: 18
– Oilers at Vancouver, October 19/83,
3rd period, Edmonton won 10-7 and had
7 goals, 11 assists
– Oilers at Toronto, February 19/85,
2nd period, Edmonton won 9-4 and had
7 goals, 11 assists
– Oilers at Chicago, December 11/85,
2nd period, Edmonton won 12-9 and had
6 goals, 12 assists
Opposition: 19
– Oilers at Boston, January 17/80,
2nd period, Boston won 7-1 and had
7 goals, 12 assists

SHOOTOUTS**MOST SHOOTOUTS, ONE SEASON**

19 – 2007-08

FEWEST SHOOTOUTS, ONE SEASON

6 – 2006-07

MOST WINS, ONE SEASON

15 – 2007-08

FEWEST WINS, ONE SEASON

2 – 2010-11

MOST LOSSES, ONE SEASON

9 – 2005-06
9 – 2010-11

FEWEST LOSSES, ONE SEASON

3 – 2006-07

**HIGHEST WINNING PERCENTAGE,
ONE SEASON**

.789 (15-4) – 2007-08

**LOWEST WINNING PERCENTAGE,
ONE SEASON**

.222 (2-9) – 2010-11

MOST HOME SHOOTOUTS, ONE SEASON

9 – 2007-08

FEWEST HOME SHOOTOUTS, ONE SEASON

3 – 2006-07

MOST HOME WINS, ONE SEASON

8 – 2007-08

FEWEST HOME WINS, ONE SEASON

2 – 2006-07

MOST HOME LOSSES, ONE SEASON

6 – 2010-11

FEWEST HOME LOSSES, ONE SEASON

1 – 2006-07 & 2007-08

**HIGHEST HOME WINNING PERCENTAGE,
ONE SEASON**

.889 (8-1) – 2007-08

**LOWEST HOME WINNING PERCENTAGE,
ONE SEASON**

.333 (2-6) – 2010-11

MOST ROAD SHOOTOUTS, ONE SEASON

10 – 2007-08

FEWEST ROAD SHOOTOUTS, ONE SEASON

3 – 2006-07 & 2010-11

MOST ROAD WINS, ONE SEASON

7 – 2007-08

FEWEST ROAD WINS, ONE SEASON

0 – 2010-11

MOST ROAD LOSSES, ONE SEASON

6 – 2005-06

FEWEST ROAD LOSSES, ONE SEASON

1 – 2008-09

**HIGHEST ROAD WINNING PERCENTAGE,
ONE SEASON**

.833 (5-1) – 2008-09

LOWEST ROAD WINNING PERCENTAGE, ONE SEASON

.000 (0-3) – 2010-11

LONGEST WINNING STREAK, OVERALL

7 Games – November 14 to December 15, 2007
7 Games – November 14, 2008 to December 15, 2008

LONGEST WINNING STREAK, ONE SEASON

7 Games – November 14 to December 15, 2007
7 Games – November 14, 2008 to December 15, 2008

LONGEST LOSING STREAK, OVERALL

4 Games – October 26 to December 7, 2010
4 Games – February 12 to March 23, 2006
2 Games – December 10 to December 13, 2005
2 Games – April 6, 2006 to November 7, 2006
2 Games – January 4 to February 20, 2007

LONGEST LOSING STREAK, ONE SEASON

4 Games – February 12 to March 23, 2006
2 Games – December 10 to December 13, 2005
2 Games – January 4 to February 20, 2007

SHOTS**MOST SHOTS, BOTH TEAMS, ONE GAME:**

100 – Oilers at Minnesota, December 11/82,
Minnesota won 5-4 and had
52 shots, Edmonton had 48 shots

MOST SHOTS, ONE TEAM, ONE GAME:

Edmonton: 55
– Oilers vs Minnesota, March 21/86,
Oilers won 5-4
Opposition: 59
– Oilers at NY Rangers, March 17/93,
Oilers won 4-3 (OT)

MOST SHOTS, BOTH TEAMS, ONE PERIOD:

38 – Oilers at Colorado, December 16/81,
1st period, Edmonton won 7-4 and
had 20 shots, Colorado had 18 shots



MOST SHOTS, ONE TEAM, ONE PERIOD:

- Edmonton: 24
- Oilers vs Minnesota, March 21/86, 2nd period, Oilers won 5-4
 - Oilers vs Colorado, October 15/97, 3rd period, Colorado won 6-2
- Opposition: 29
- Oilers at Detroit, November 7/79, 2nd period, Detroit won 5-3

FEWEST SHOTS, BOTH TEAMS, ONE GAME:

- 32 – Oilers vs Boston, October 20/89, Edmonton lost 3-0 and had 11 shots, Boston had 21 shots

FEWEST SHOTS, ONE TEAM, ONE GAME:

- Edmonton: 11
- Oilers vs Boston, October 20/89, Boston won 3-0
 - Oilers vs St. Louis, November 5/99, St. Louis won 2-1
- Opposition: 11
- Oilers vs Chicago, October 9/2001, Edmonton won 2-0

FEWEST SHOTS, BOTH TEAMS, ONE PERIOD:

- 5 – Oilers vs Dallas, January 12/99, 2nd period, Dallas won 2-1 and had 3 shots, Edmonton had 2 shots

FEWEST SHOTS, ONE TEAM, ONE PERIOD:

- Edmonton: 0
- Oilers at Minnesota, February 20/91, 2nd period, Minnesota won 5-1
 - Oilers vs Florida, October 20/2001, 2nd period, Edmonton won 6-2
 - Oilers at Detroit, February 16, 2004, 2nd period. Detroit won 2-1
 - Oilers at Detroit, November 8, 2006, 1st period. Edmonton lost 3-0.
- Opposition: 1
- Oilers vs Buffalo, March 13/83, 1st period, Edmonton won 6-2
 - Oilers vs Calgary, April 2/87, 1st period, 4-4 Tie
 - Oilers vs Buffalo, October 4/96, 1st period, Edmonton won 4-3
 - Oilers at Anaheim, November 7/99, 3rd period, Anaheim won 3-1
 - Oilers vs Chicago, October 9/2001, 1st period, Edmonton won 1-0
 - Oilers vs Chicago, October 9/2001, 3rd period, Edmonton won 1-0
 - Oilers vs San Jose, November 30, 2003, 1st period. San Jose won 2-1
 - Oilers vs Vancouver, February 4, 2006, 3rd period, Edmonton won 3-1
 - Oilers vs Anaheim, November 8, 2007, 3rd period, Edmonton won 5-1.

PENALTIES

MOST PENALTIES, BOTH TEAMS, ONE GAME:

- 86 – Oilers at Los Angeles, February 28/90, Edmonton received 27 minors, 7 majors, 6 misconducts, 4 game misconducts, and 1 match penalty. Los Angeles received 26 minors, 9 majors, 3 misconducts, and 3 game misconducts, Los Angeles won 4-2 (NHL Record)

MOST PENALTIES, ONE TEAM, ONE GAME:

- Edmonton: 45
- Oilers at Los Angeles, February 28/90, Edmonton received 27 minors, 7 majors, 6 misconducts, 4 game misconducts, and 1 match penalty. Los Angeles won 4-2
- Opposition: 41
- Oilers at Los Angeles, February 28/90, Los Angeles received 26 minors, 9 majors, 3 misconducts, and 3 game misconducts, Los Angeles won 4-2

MOST PENALTIES, BOTH TEAMS, ONE PERIOD:

- 42 – Oilers at Pittsburgh, January 19/80, 2nd period, Edmonton received 5 minors, 8 majors, and 6 game misconducts, Pittsburgh received 9 minors, 7 majors, and 7 game misconducts

MOST PENALTIES, ONE TEAM, ONE PERIOD:

- Edmonton: 21
- Oilers at Los Angeles, February 28/90, 3rd period, Edmonton received 9 minors, 3 majors, 5 misconducts and 4 game misconducts. Los Angeles won 4-2
- Opposition: 23
- Oilers at Pittsburgh, January 19/80, 2nd period, Pittsburgh received 9 minors, 7 majors, and 7 game misconducts

PENALTY MINUTES

MOST PENALTY MINUTES, ONE SEASON:

2,173 – 1987-88

FEWEST PENALTY MINUTES, ONE SEASON:

1,183 – 1994-95 (48 Games)

1,267 – 2001-02 (82 Games)

MOST PENALTY MINUTES, BOTH TEAMS, ONE GAME:

- 356 – Oilers at Los Angeles, February 28/90, Edmonton received 27 minors, 7 majors, 6 misconducts, 4 game misconducts and 1 match penalty for 199 minutes. Los Angeles received 26 minors, 9 majors, 3 misconducts and 3 game misconducts for 157 minutes. Los Angeles won 4-2

MOST PENALTY MINUTES, ONE TEAM, ONE GAME:

- Edmonton: 199
- Oilers at Los Angeles, February 28/90, Edmonton received 27 minors, 7 majors, 6 misconducts, 4 game misconducts and 1 match penalty. Los Angeles won 4-2



Opposition: 157

- Oilers at Los Angeles, February 28/90, Los Angeles received 26 minors, 9 majors, 3 misconducts and 3 game misconducts Los Angeles won 4-2

MOST PENALTY MINUTES, BOTH TEAMS, ONE PERIOD:

- 233 – Oilers at Pittsburgh, January 19/80, 2nd period, Edmonton received 5 minors, 8 majors, and 6 game misconducts for 110 minutes, Pittsburgh received 9 minors, 7 majors, and 7 game misconducts for 123 minutes

MOST PENALTY MINUTES, ONE TEAM, ONE PERIOD:

- Edmonton: 123
- Oilers at Los Angeles, February 28/90, 3rd period, Edmonton received 9 minors, 3 majors, 5 misconducts and 4 game misconducts. Los Angeles won 4-2.
- Opposition: 123
- Oilers at Pittsburgh, January 19/80, 2nd period, Pittsburgh received 9 minors, 7 majors, and 7 game misconducts

POWERPLAY GOALS

MOST POWERPLAY GOALS, ONE SEASON:

- 88 – 1987-88

MOST POWERPLAY GOALS, AGAINST, ONE SEASON:

- 106 – 1992-93

MOST POWERPLAY GOALS, BOTH TEAMS, ONE GAME:

- 8 – Oilers at Calgary, April 4/86, Calgary won 9-3, and had 5 powerplay goals, Edmonton had 3
- Oilers vs Philadelphia, March 4/88, Edmonton won 7-4, and scored 5 powerplay goals, Philadelphia scored 3

MOST POWERPLAY GOALS, ONE TEAM, ONE GAME:

- Edmonton: 5
- Oilers vs Chicago, November 26/80, Edmonton won 10-3, Jari Kurri had 2 powerplay goals, Kevin Lowe, Blair MacDonald, and Dave Semenko each had 1 powerplay goal
- Oilers at Los Angeles, October 11/87, Edmonton won 9-2, Mark Messier scored 2 powerplay goals, Glenn Anderson, Jim Ennis and Normand Lacombe each scored 1 powerplay goal
- Oilers vs Philadelphia, March 4/88, Edmonton won 7-4, Glenn Anderson and Craig Simpson scored 2 powerplay goals and Mark Messier scored 1 powerplay goal.
- Oilers vs Buffalo, November 4/88, Edmonton won 7-3, Jimmy Carson, Jari Kurri, Mark Messier, Craig Simpson and Esa Tikkanen each scored 1 powerplay goal.
- Oilers vs Toronto, November 19/88, Edmonton won 9-1, Glenn Anderson had 3 powerplay goals, Kelly Buchberger and Craig Simpson each had 1 powerplay goal.

Opposition: 6

- Oilers at Hartford, February 12/84, Hartford won 11-0, Ron Francis and Greg Malone each had 2 powerplay goals, Chris Kotsopoulos and Ray Neufeld each had 1 powerplay goal

MULTIPLE GOAL AND POINT SEASONS

MOST 50-OR MORE GOAL SCORERS, ONE SEASON:

- 3 – 1983-84, Wayne Gretzky 87; Glenn Anderson 54; Jari Kurri 52 (NHL record)
- 1985-86, Jari Kurri 68; Glenn Anderson 54; Wayne Gretzky 52 (Ties NHL record)

MOST 40-OR-MORE GOAL SCORERS, ONE SEASON:

- 4 – 1982-83, Wayne Gretzky 71; Glenn Anderson, Mark Messier 48; Jari Kurri 45 (Ties NHL record)
- 1983-84, Wayne Gretzky 87; Glenn Anderson 54; Jari Kurri 52; Paul Coffey 40 (Ties NHL record)
- 1984-85, Wayne Gretzky 73; Jari Kurri 71; Mike Krushelnyski 43; Glenn Anderson 42 (Ties NHL record)
- 1985-86, Jari Kurri 68; Glenn Anderson 54; Wayne Gretzky 52; Paul Coffey 48 (Ties NHL record)

MOST 30-OR-MORE GOAL SCORERS, ONE SEASON:

- 5 – 1981-82, Wayne Gretzky 92; Mark Messier 50; Glenn Anderson 38; Jari Kurri, Dave Lumley 32
- 1982-83, Wayne Gretzky 71; Glenn Anderson, Mark Messier 48; Jari Kurri 45; Ken Linseman 33
- 1983-84, Wayne Gretzky 87; Glenn Anderson 54; Jari Kurri 52; Paul Coffey 40; Mark Messier 37
- 1984-85, Wayne Gretzky 73; Jari Kurri 71; Mike Krushelnyski 43; Glenn Anderson 42; Paul Coffey 37
- 1985-86, Jari Kurri 68; Glenn Anderson 54; Wayne Gretzky 52; Paul Coffey 48; Mark Messier 35
- 1986-87, Wayne Gretzky 62; Jari Kurri 54; Mark Messier 37; Glenn Anderson 35; Esa Tikkanen 34
- 1987-88, Jari Kurri 43; Craig Simpson 43; Wayne Gretzky 40; Glenn Anderson 38; Mark Messier 37
- 1988-89, Jimmy Carson 49; Jari Kurri 44; Craig Simpson 35; Mark Messier 33; Esa Tikkanen 31

MOST 20-OR-MORE GOAL SCORERS, ONE SEASON:

- 8 – 1981-82, Wayne Gretzky 92; Mark Messier 50, Glenn Anderson 38; Jari Kurri, Dave Lumley 32; Paul Coffey 29; Pat Hughes 24; Matti Hagman 21
- 1982-83, Wayne Gretzky 71; Glenn Anderson, Mark Messier 48,



- Jari Kurri 45; Ken Linseman 33;
Paul Coffey 29; Pat Hughes 25;
Charlie Huddy 20
- 1983–84, Wayne Gretzky 87;
Glenn Anderson 54; Jari Kurri 52;
Paul Coffey 40; Mark Messier 37;
Pat Hughes 27; Dave Hunter,
Willy Lindstrom 22
 - 1991–92, Vincent Damphousse 38;
Joe Murphy 35; Craig Simpson 24;
Scott Mellanby 23; Petr Klima 21;
Kelly Buchberger 20; Bennie Nicholls 20;
Anatoli Semenov 20

MOST 100-OR-MORE POINT SCORERS, ONE SEASON:

- 4 – 1982–83, Wayne Gretzky 196;
Mark Messier 106; Glenn Anderson,
Jari Kurri 104 (Ties NHL record)
- 1983–84, Wayne Gretzky 205;
Paul Coffey 126; Jari Kurri 113;
Mark Messier 101 (Ties NHL record)
- 1985–86, Wayne Gretzky 215,
Paul Coffey 138, Jari Kurri 131,
Glenn Anderson 102 (Ties NHL record)

ASSISTS AND SHUTOUTS

MOST ASSISTS, ONE SEASON:

736 – 1983–84 (NHL record)

FEWEST ASSISTS, ONE SEASON:

232 – 1994–95 (48 Games)

343 – 2001–02 (82 Games)

MOST SHUTOUTS, ONE SEASON:

- 8 – 1997–98 (8 by Curtis Joseph)
- 2000–01 (8 by Tommy Salo)
- 2001–02 (6 by Tommy Salo, 2 by Jussi Markkanen)

FEWEST SHUTOUTS, ONE SEASON:

- 0 – 1980–81
- 1981–82
- 1986–87 (Ties NHL record)

FASTEST GOALS

FASTEST FIVE GOALS, BOTH TEAMS:

- 3 Minutes, 34 Seconds
- Oilers vs St. Louis, January 20/82,
3rd period. Scorers: Tom Roulston,
Oilers, 13:57; Dave Lumley, Oilers, 14:17;
Wayne Gretzky, Oilers, 15:30;
Glenn Anderson, Oilers, 15:38;
Tony Currie, Blues, 17:31,
Edmonton won 8–6

FASTEST FIVE GOALS, ONE TEAM:

- Edmonton: 5 Minutes, 38 Seconds
- Oilers at Phoenix, February 27/04,
2nd period. Scorers: Fernando Pisani,
9:50; Adam Oates, 10:42; Shawn
Horcoff, 13:39; Ethan Moreau, 13:59 and
15:28. Edmonton won 7–2

- Opposition: 7 Minutes, 49 Seconds
- Oilers at NY Rangers, October 24/79,
1st period. Scorers: Ron Greschner 3:41;
Walt Tkaczuk 4:31; Don Murdoch 5:18;
Ulf Nilsson 11:13; Ron Duguay 11:30,
New York won 10–2

FASTEST FOUR GOALS, BOTH TEAMS:

- 1 Minute, 49 Seconds
- Oilers vs Anaheim, February 17/99,
3rd period. Scorers: Alexander Selivanov,
Oilers, 6:28; Rem Murray, Oilers, 6:41;
Selivanov, Oilers, 7:49 and
Steve Rucchin, Mighty Ducks, 8:17;
Edmonton won 6–2 at Anaheim.

FASTEST FOUR GOALS, ONE TEAM:

- Edmonton: 1 Minute, 41 Seconds
- Oilers vs St. Louis, January 20/82,
3rd period. Scorers: Tom Roulston 13:57;
Dave Lumley 14:17; Wayne Gretzky
15:30; Glenn Anderson 15:38,
Edmonton won 8–6
- Opposition: 3 Minutes, 19 Seconds
- Oilers vs Los Angeles, January 25/90,
2nd period. Scorers: John Tonelli, 0:32;
Barry Beck, 3:06; Dave Taylor, 3:21;
Tony Granato, 3:51.
Edmonton won 7–6

FASTEST THREE GOALS, BOTH TEAMS:

- 27 Seconds
- Oilers vs Washington, November 2/83,
1st period. Scorers: Don Jackson, Oilers,
17:24; Chris Valentine, Capitals, 17:44;
Glenn Anderson, Oilers, 17:51,
Edmonton won 11–3
- Oilers at Quebec, November 8/83,
3rd period. Scorers: Bo Berglund,
Nordiques, 16:31; Mark Messier, Oilers,
16:46; Dave Lumley, Oilers, 16:58,
Edmonton won 7–4

FASTEST THREE GOALS, ONE TEAM:

- Edmonton: 45 Seconds
- Oilers at Hartford, March 25/81,
3rd period. Scorers: Wayne Gretzky
19:04; Mark Messier 19:18;
Glenn Anderson 19:49,
Edmonton won 7–2
- Opposition: 38 Seconds
- Oilers at St. Louis, January 26/82,
3rd period. Scorers: Joe Mullen 0:44;
Perry Turnbull 1:09; Mike Crombeen 1:22,
Edmonton won 6–4

FASTEST TWO GOALS, BOTH TEAMS:

- 5 Seconds
- Oilers vs Chicago, November 27/87,
2nd period. Scorers: Wayne Gretzky,
Edmonton, 18:37; Steve Larmer, Chicago,
18:42, Edmonton won 4–3

**FASTEST TWO GOALS, ONE TEAM:**

- Edmonton: 7 Seconds
– Oilers vs Phoenix, November 23, 2009
1st Period. Scorers: Sheldon Souray, Edmonton, 11:07; Ales Hensky, Edmonton, 11:14,
Edmonton won 4-0
Opposition: 4 Seconds (Ties NHL Record)
– Oilers at Winnipeg, December 15/95,
2nd period. Scoring was: Deron Quint at
7:51 and 7:55. Winnipeg won 9-4

FASTEST THREE GOALS FROM THE START OF A GAME, BOTH TEAMS:

- 2 Minutes, 40 Seconds
– Oilers vs NY Islanders, November 2/79.
Scorers: Stefan Persson, Islanders, 1:57;
Wayne Gretzky, Oilers, 2:18;
Dan Newman, Oilers, 2:40,
Edmonton won 7-5

FASTEST THREE GOALS FROM THE START OF A GAME, ONE TEAM:

- Edmonton: 2 Minutes, 43 Seconds
– Oilers vs. Vancouver 03/30/13
Scorers: Taylor Hall 0:16, Ladislav Smid 2:05,
Taylor Hall 2:43
Edmonton won 4-0
Opposition: 3 Minutes, 9 Seconds
– Oilers at Detroit, December 2/87.
Scorers were Brent Ashton 0:47;
Gerard Gallant 1:02; Shawn Burr 3:09.
Detroit won 7-4.

FASTEST THREE GOALS FROM THE START OF A PERIOD, BOTH TEAMS:

- 2 Minutes, 4 Seconds
– Oilers at Calgary, January 3/84,
2nd period. Scorers: Jim Peplinski,
Flames, 0:48; Mark Messier, Oilers, 1:32;
Pat Hughes, Oilers, 2:04
Edmonton won 9-6

FASTEST THREE GOALS FROM THE START OF A PERIOD, ONE TEAM:

- Edmonton: 2 Minutes, 27 Seconds
– Oilers vs Calgary, December 4/82,
3rd period. Scorers: Wayne Gretzky 0:33;
Jari Kurri 1:31; Ken Linseman 2:27,
Edmonton won 7-5

- Opposition: 1 Minute, 22 Seconds
– Oilers at St. Louis, January 26/82,
3rd period. Scorers: Joe Mullen 0:44;
Perry Turnbull 1:09; Mike Crombeen 1:22,
Edmonton won 6-4

FASTEST TWO GOALS FROM THE START OF A GAME, BOTH TEAMS:

- 2 Minutes, 6 Seconds
– Oilers vs Toronto, October 29/80.
Scorers: Dave Semenko, Oilers, 1:18;
Dan Maloney, Maple Leafs, 2:06,
Teams tied 4-4

FASTEST TWO GOALS FROM THE START OF A GAME, ONE TEAM:

- Edmonton: 24 Seconds (NHL record)
– Oilers at Los Angeles, March 28/82.
Scorers: Mark Messier 0:14;
Dave Lumley 0:24, Edmonton won 6-2
Opposition: 41 Seconds
– Oilers vs NY Islanders, December 5/84.
Scorers: John Tonelli 0:25, 0:41,
Edmonton won 6-4

FASTEST TWO GOALS FROM THE START OF A PERIOD, BOTH TEAMS:

- 43 Seconds
– Oilers at St. Louis, February 23/88,
2nd period. Scorers: Steve Smith,
Edmonton, 0:23; Tony McKegney,
St. Louis 10:43. Edmonton won 6-4

FASTEST TWO GOALS FROM THE START OF A PERIOD, ONE TEAM:

- Edmonton: 24 Seconds (NHL record)
– Oilers at Los Angeles, March 28/82,
1st period. Scorers: Mark Messier 0:14;
Dave Lumley 0:24, Edmonton won 6-2
Opposition: 41 Seconds
– Oilers vs NY Islanders, December 5/84.
Scorers: John Tonelli 0:25, 0:41,
Edmonton won 6-4



OILERS YEARLY PLAYOFF RECORD 1979-80 TO 2013-14

SEASON	SERIES	W	L	PCT.	GP	W	L	PCT.	GF	OT	HOME	AWAY	W-L	W-L
1979-80	1	0	1	.000	3	0	3	.000	6	12	0-2	0-1	0-2	
1980-81	2	1	1	.500	9	5	4	.556	35	35	0-1	2-2	3-2	
1981-82	1	0	1	.000	5	2	3	.400	23	27	1-1	1-2	1-1	
1982-83	4	3	1	.750	16	11	5	.688	80	50	0-0	7-2	4-3	
1983-84	4	4	0	1.000	19	15	4	.789	94	56	1-2	9-2	6-2	
1984-85	4	4	0	1.000	18	15	3	.833	98	57	2-0	10-0	5-3	
1985-86	2	1	1	.500	10	6	4	.600	41	30	1-0	3-3	3-1	
1986-87	4	4	0	1.000	21	16	5	.762	87	57	2-0	9-3	7-2	
1987-88	4	4	0	1.000	18	16	2	.889	84	53	2-0	11-0	5-2	
1988-89	1	0	1	.000	7	3	4	.429	20	25	0-0	2-1	1-3	
1989-90	4	4	0	1.000	22	16	6	.727	93	60	3-1	8-3	8-3	
1990-91	3	2	1	.667	18	9	9	.500	57	60	4-2	6-3	3-6	
1991-92	3	2	1	.667	16	8	8	.500	49	54	1-1	5-3	3-5	
1992-93	DID NOT QUALIFY FOR STANLEY CUP PLAYOFFS													
1993-94	DID NOT QUALIFY FOR STANLEY CUP PLAYOFFS													
1994-95	DID NOT QUALIFY FOR STANLEY CUP PLAYOFFS													
1995-96	DID NOT QUALIFY FOR STANLEY CUP PLAYOFFS													
1996-97	2	1	1	.500	12	5	7	.417	32	37	3-1	2-3	3-4	
1997-98	2	1	1	.500	12	5	7	.417	24	25	0-2	1-4	4-3	
1998-99	1	0	1	.000	4	0	4	.000	7	11	0-1	0-2	0-2	
1999-00	1	0	1	.000	5	1	4	.200	11	14	0-0	1-1	0-3	
2000-01	1	0	1	.000	6	2	4	.333	13	16	1-3	1-2	1-2	
2001-02	DID NOT QUALIFY FOR STANLEY CUP PLAYOFFS													
2002-03	1	0	1	.000	6	2	4	.333	11	20	0-0	1-2	1-2	
2003-04	DID NOT QUALIFY FOR STANLEY CUP PLAYOFFS													
2004-05	SEASON CANCELLED - NHL LOCKOUT													
2005-06	4	3	1	.750	24	15	9	.625	70	61	3-1	8-3	7-6	
2006-07	DID NOT QUALIFY FOR STANLEY CUP PLAYOFFS													
2007-08	DID NOT QUALIFY FOR STANLEY CUP PLAYOFFS													
2008-09	DID NOT QUALIFY FOR STANLEY CUP PLAYOFFS													
2009-10	DID NOT QUALIFY FOR STANLEY CUP PLAYOFFS													
2010-11	DID NOT QUALIFY FOR STANLEY CUP PLAYOFFS													
2011-12	DID NOT QUALIFY FOR STANLEY CUP PLAYOFFS													
2012-13	DID NOT QUALIFY FOR STANLEY CUP PLAYOFFS													
2013-14	DID NOT QUALIFY FOR STANLEY CUP PLAYOFFS													
TOTALS	49	34	15	.694	251	152	99	.606	935	760	24-18	87-42	65-57	

OILERS PLAYOFF RECORD VS. OPPONENTS

SEASON	SERIES	W	L	PCT.	GP	W	L	PCT.	GF	OT	HOME	AWAY	W-L	W-L
Anaheim	1	1	0	1.000	5	4	1	.800	16	13	0-0	1-1	3-0	
Boston	2	2	0	1.000	9	8	1	.889	38	17	1-0	4-1	4-0	
Calgary	5	4	1	.800	30	19	11	.633	132	96	3-3	10-6	9-5	
Carolina	1	0	1	.000	7	3	4	.429	16	19	1-0	2-1	1-3	
Chicago	4	3	1	.750	20	12	8	.600	102	77	0-1	7-3	5-5	
Colorado	2	1	1	.500	12	5	7	.417	30	35	0-2	2-3	3-4	
Dallas	8	2	6	.250	42	15	27	.357	104	118	4-5	7-13	8-14	
Detroit	3	3	0	1.000	16	12	4	.650	58	43	2-1	7-2	5-2	
Los Angeles	7	5	2	.714	36	24	12	.667	154	127	7-2	14-5	10-7	
Montreal	1	1	0	1.000	3	3	0	1.000	15	6	0-0	1-0	2-0	
NY Islanders	3	1	2	.333	15	6	9	.400	47	58	0-1	4-4	2-5	
Philadelphia	3	2	1	.667	15	8	7	.533	49	44	1-2	6-2	2-5	
San Jose	1	1	0	1.000	6	4	2	.667	19	12	1-0	3-0	1-2	
Vancouver	2	2	0	1.000	9	7	2	.778	35	20	1-0	5-0	2-2	
Winnipeg	6	6	0	1.000	26	22	4	.846	120	75	3-1	14-1	8-3	
TOTALS	49	34	15	.694	251	152	99	.606	935	760	24-18	87-42	65-57	

OILERS RECORD IN THE STANLEY CUP FINAL

SEASON	SERIES	W	L	PCT.	GP	W	L	PCT.	GF	OT	HOME	AWAY	W-L	W-L
Boston	2	2	0	1.000	9	8	1	.889	38	17	1-0	4-1	4-0	
Carolina	1	0	1	.000	7	3	4	.429	16	19	1-0	2-1	1-3	
NY Islanders	2	1	1	.500	9	4	5	.444	27	29	0-0	3-2	1-3	
Philadelphia	2	2	0	1.000	12	8	4	.667	43	32	1-0	6-1	2-3	
TOTALS	7	5	2	.714	37	23	14	.622	124	97	3-0	15-5	8-9	



1980 PLAYOFFS

DATE	CITY	RESULTS
April 8	Philadelphia	Philadelphia 4, Edmonton 3*
April 9	Philadelphia	Philadelphia 5, Edmonton 1
April 11	Edmonton	Philadelphia 3, Edmonton 2**

* Bobby Clarke scored at 8:06 overtime

** Ken Linseman scored at 23:56 overtime
(PHILADELPHIA WON SERIES 3-0)

WINNING GOAL
Clarke
Clarke
Linseman

WINNING GOALTENDER
Peeters
Peeters
Myre

1981 PLAYOFFS

DATE	CITY	RESULTS
April 8	Montreal	Edmonton 6, Montreal 3
April 9	Montreal	Edmonton 3, Montreal 1
April 11	Edmonton	Edmonton 6, Montreal 2
(EDMONTON WON SERIES 3-0)		
April 16	Uniondale	NY Islanders 8, Edmonton 2
April 17	Uniondale	NY Islanders 6, Edmonton 3
April 19	Edmonton	Edmonton 5, NY Islanders 2
April 20	Edmonton	NY Islanders 5, Edmonton 4*
April 22	Uniondale	Edmonton 4, NY Islanders 3
April 24	Edmonton	NY Islanders 5, Edmonton 2

* Ken Morrow scored at 5:41 overtime
(NY ISLANDERS WON SERIES 4-2)

WINNING GOAL
Callighen
Siltanen
Gretzky

WINNING GOALTENDER
Moog
Moog
Moog

Tonelli
D. Potvin
Hagman
Morrow
Hagman
Nystrom

Smith
Smith
Moog
Melanson
Moog
Smith

1982 PLAYOFFS

DATE	CITY	RESULTS
April 7	Edmonton	Los Angeles 10, Edmonton 8
April 8	Edmonton	Edmonton 3, Los Angeles 2*
April 10	Los Angeles	Los Angeles 6, Edmonton 5**
April 12	Los Angeles	Edmonton 3, Los Angeles 2
April 13	Edmonton	Los Angeles 7, Edmonton 4

* Wayne Gretzky scored at 6:20 overtime

** Daryl Evans scored at 2:35 overtime
(LOS ANGELES WON SERIES 3-2)

WINNING GOAL
Simmer
Gretzky
Evans
Anderson
Nicholls

WINNING GOALTENDER
Lessard
Fuhr
Lessard
Fuhr
Lessard

1983 PLAYOFFS

DATE	CITY	RESULTS
April 6	Edmonton	Edmonton 6, Winnipeg 3
April 7	Edmonton	Edmonton 4, Winnipeg 3
April 9	Winnipeg	Edmonton 4, Winnipeg 3
(EDMONTON WON SERIES 3-0)		
April 14	Edmonton	Edmonton 6, Calgary 3
April 15	Edmonton	Edmonton 5, Calgary 1
April 17	Calgary	Edmonton 10, Calgary 2
April 18	Calgary	Calgary 6, Edmonton 5
April 20	Edmonton	Edmonton 9, Calgary 1
(EDMONTON WON SERIES 4-1)		
April 24	Edmonton	Edmonton 8, Chicago 4
April 26	Edmonton	Edmonton 8, Chicago 2
May 1	Chicago	Edmonton 3, Chicago 2
May 3	Chicago	Edmonton 6, Chicago 3
(EDMONTON WON SERIES 4-0)		
May 10	Edmonton	NY Islanders 2, Edmonton 0
May 12	Edmonton	NY Islanders 6, Edmonton 3
May 14	Uniondale	NY Islanders 5, Edmonton 1
May 17	Uniondale	NY Islanders 4, Edmonton 2
(NY ISLANDERS WON SERIES 4-0)		

WINNING GOAL
Gretzky
Messier
Linseman

WINNING GOALTENDER
Moog
Moog
Moog

Hughes
Gregg
Gretzky
Meredith
Messier

Moog
Moog
Moog
Edwards
Moog

Gretzky
Anderson
Anderson
Pouzar

Moog
Moog
Moog
Moog

D. Sutter
Bourne
Bourne
Bossy

Smith
Smith
Smith
Smith



1984 PLAYOFFS

DATE	CITY	RESULTS	WINNING GOAL	WINNING GOALTENDER
April 4	Edmonton	Edmonton 9, Winnipeg 2	Coffey	Fuhr
April 5	Edmonton	Edmonton 5, Winnipeg 4*	Gregg	Fuhr
April 7	Winnipeg	Edmonton 4, Winnipeg 1	Semenko	Fuhr
* Randy Gregg scored at 0:21 overtime (EDMONTON WON SERIES 3-0)				
April 12	Edmonton	Edmonton 5, Calgary 2	Gretzky	Fuhr
April 13	Edmonton	Calgary 6, Edmonton 5*	Wilson	Edwards
April 15	Calgary	Edmonton 3, Calgary 2	Pouzar	Fuhr
April 16	Calgary	Edmonton 5, Calgary 3	Messier	Fuhr
April 18	Edmonton	Calgary 5, Edmonton 4	Eaves	Lemelin
April 20	Calgary	Calgary 5, Edmonton 4**	McDonald	Lemelin
April 22	Edmonton	Edmonton 7, Calgary 4	Linseman	Moog
* Carey Wilson scored at 3:42 overtime ** Lanny McDonald scored at 1:04 overtime (EDMONTON WON SERIES 4-3)				
April 24	Edmonton	Edmonton 7, Minnesota 1	Gretzky	Fuhr
April 26	Edmonton	Edmonton 4, Minnesota 3	Gretzky	Moog
April 28	Minnesota	Edmonton 8, Minnesota 5	Linseman	Moog
May 1	Minnesota	Edmonton 3, Minnesota 1	Linseman	Fuhr
(EDMONTON WON SERIES 4-0)				
May 10	Uniondale	Edmonton 1, NY Islanders 0	McClelland	Fuhr
May 12	Uniondale	NY Islanders 6, Edmonton 1	Gilbert	Smith
May 15	Edmonton	Edmonton 7, NY Islanders 2	Anderson	Fuhr
May 17	Edmonton	Edmonton 7, NY Islanders 2	Messier	Moog
May 19	Edmonton	Edmonton 5, NY Islanders 2	Linseman	Moog
(EDMONTON WON SERIES 4-1)				

1985 PLAYOFFS

DATE	CITY	RESULTS	WINNING GOAL	WINNING GOALTENDER
April 10	Edmonton	Edmonton 3, Los Angeles 2*	Fogolin	Fuhr
April 11	Edmonton	Edmonton 4, Los Angeles 2	Krushelnyski	Fuhr
April 13	Los Angeles	Edmonton 4, Los Angeles 3**	Anderson	Fuhr
* Lee Fogolin scored at 3:01 overtime ** Glenn Anderson scored at 0:46 overtime (EDMONTON WON SERIES 3-0)				
April 18	Edmonton	Edmonton 4, Winnipeg 2	Coffey	Fuhr
April 20	Edmonton	Edmonton 5, Winnipeg 2	Coffey	Fuhr
April 23	Winnipeg	Edmonton 5, Winnipeg 4	Gretzky	Fuhr
April 25	Winnipeg	Edmonton 8, Winnipeg 3	Kurri	Fuhr
(EDMONTON WON SERIES 4-0)				
May 4	Edmonton	Edmonton 11, Chicago 2	Coffey	Fuhr
May 7	Edmonton	Edmonton 7, Chicago 3	Kurri	Fuhr
May 9	Chicago	Chicago 5, Edmonton 2	Darryl Sutter	Bannerman
May 12	Chicago	Chicago 8, Edmonton 6	Larmer	Bannerman
May 14	Edmonton	Edmonton 10, Chicago 5	Gretzky	Fuhr
May 16	Chicago	Edmonton 8, Chicago 2	Messier	Fuhr
(EDMONTON WON SERIES 4-2)				
May 21	Philadelphia	Philadelphia 4, Edmonton 1	Ron Sutter	Lindbergh
May 23	Philadelphia	Edmonton 3, Philadelphia 1	Lindstrom	Fuhr
May 25	Edmonton	Edmonton 4, Philadelphia 3	Krushelnyski	Fuhr
May 28	Edmonton	Edmonton 5, Philadelphia 3	Gretzky	Fuhr
May 30	Edmonton	Edmonton 8, Philadelphia 3	Coffey	Fuhr
(EDMONTON WON SERIES 4-1)				

1986 PLAYOFFS

DATE	CITY	RESULTS	WINNING GOAL	WINNING GOALTENDER
April 9	Edmonton	Edmonton 7, Vancouver 3	Krushelnyski	Fuhr
April 10	Edmonton	Edmonton 5, Vancouver 1	Gretzky	Moog
April 12	Vancouver	Edmonton 5, Vancouver 1	Krushelnyski	Fuhr
(EDMONTON WON SERIES 3-0)				



DATE	CITY	RESULTS	WINNING GOAL	WINNING GOALTENDER
April 18	Edmonton	Calgary 4, Edmonton 1	Suter	Vernon
April 20	Edmonton	Edmonton 6, Calgary 5*	Anderson	Fuhr
April 22	Calgary	Calgary 3, Edmonton 2	Otto	Vernon
April 24	Calgary	Edmonton 7, Calgary 4	Gretzky	Fuhr
April 26	Edmonton	Calgary 4, Edmonton 1	McDonald	Vernon
April 28	Calgary	Edmonton 5, Calgary 2	Anderson	Fuhr
April 30	Edmonton	Calgary 3, Edmonton 2	Berezan	Vernon

* Glenn Anderson scored at 1:04 overtime
(CALGARY WON SERIES 4-3)

1987 PLAYOFFS

DATE	CITY	RESULTS	WINNING GOAL	WINNING GOALTENDER
April 8	Edmonton	Los Angeles 5, Edmonton 2	Williams	Melanson
April 9	Edmonton	Edmonton 13, Los Angeles 3	Gregg	Moog
April 11	Los Angeles	Edmonton 6, Los Angeles 5	Kurri	Moog
April 12	Los Angeles	Edmonton 6, Los Angeles 3	Tikkanen	Fuhr
April 14	Edmonton	Edmonton 5, Los Angeles 4	Anderson	Fuhr
April 21	Edmonton	Edmonton 3, Winnipeg 2*	Anderson	Fuhr
April 23	Edmonton	Edmonton 5, Winnipeg 3	Lemay	Fuhr
April 25	Winnipeg	Edmonton 5, Winnipeg 2	Kurri	Fuhr
April 27	Winnipeg	Edmonton 4, Winnipeg 2	Ruotsalainen	Fuhr

* Glenn Anderson scored at 0:36 overtime
(EDMONTON WON SERIES 4-0)

May 5	Edmonton	Detroit 3, Edmonton 1	Kocur	Stefan
May 7	Edmonton	Edmonton 4, Detroit 1	Kurri	Fuhr
May 9	Detroit	Edmonton 2, Detroit 1	McSorley	Fuhr
May 11	Detroit	Edmonton 3, Detroit 2	Krushelnyski	Fuhr
May 13	Edmonton	Edmonton 6, Detroit 3	Messier	Fuhr
May 17	Edmonton	Edmonton 4, Philadelphia 2	Coffey	Fuhr
May 20	Edmonton	Edmonton 3, Philadelphia 2*	Kurri	Fuhr
May 22	Philadelphia	Philadelphia 5, Edmonton 3	McCrimmon	Hextall
May 24	Philadelphia	Edmonton 4, Philadelphia 1	Lowe	Fuhr
May 26	Edmonton	Philadelphia 4, Edmonton 3	Tocchet	Hextall
May 28	Philadelphia	Philadelphia 3, Edmonton 2	Daigneault	Hextall
May 31	Edmonton	Edmonton 3, Philadelphia 1	Kurri	Fuhr

* Jari Kurri scored at 6:50 overtime
(EDMONTON WON SERIES 4-3)

1988 PLAYOFFS

DATE	CITY	RESULTS	WINNING GOAL	WINNING GOALTENDER
April 6	Edmonton	Edmonton 7, Winnipeg 4	Simpson	Fuhr
April 7	Edmonton	Edmonton 3, Winnipeg 2	Simpson	Fuhr
April 9	Winnipeg	Winnipeg 6, Edmonton 4	Gilhen	Berthiaume
April 10	Winnipeg	Edmonton 5, Winnipeg 3	Lacombe	Fuhr
April 12	Edmonton	Edmonton 6, Winnipeg 2	Kurri	Fuhr
April 19	Calgary	Edmonton 3, Calgary 1	Kurri	Fuhr
April 21	Calgary	Edmonton 5, Calgary 4*	Gretzky	Fuhr
April 23	Edmonton	Edmonton 4, Calgary 2	Anderson	Fuhr
April 25	Edmonton	Edmonton 6, Calgary 4	Hannan	Fuhr

* Wayne Gretzky scored at 7:54 of overtime.
(EDMONTON WON SERIES 4-0)

May 3	Edmonton	Edmonton 4, Detroit 1	Gregg	Fuhr
May 5	Edmonton	Edmonton 5, Detroit 3	Simpson	Fuhr
May 7	Detroit	Detroit 5, Edmonton 2	Probert	Hanlon
May 9	Detroit	Edmonton 4, Detroit 3*	Kurri	Fuhr
May 11	Edmonton	Edmonton 8, Detroit 4	Acton	Fuhr

* Jari Kurri scored at 11:02 of overtime.
(EDMONTON WON SERIES 4-1)



DATE	CITY	RESULTS
May 18	Edmonton	Edmonton 2, Boston 1
May 20	Edmonton	Edmonton 4, Boston 2
May 22	Boston	Edmonton 6, Boston 3
May 24	Boston	Edmonton 3, Boston 3*
May 26	Edmonton	Edmonton 6, Boston 3

* Game cancelled due to power failure.

(EDMONTON WON SERIES 4-0)

WINNING GOAL	WINNING GOALTENDER
Acton	Fuhr
Gretzky	Fuhr
Tikkanen	Fuhr
—	—
Gretzky	Fuhr

1989 PLAYOFFS

DATE	CITY	RESULTS
April 5	Los Angeles	Edmonton 4, Los Angeles 3
April 6	Los Angeles	Los Angeles 5, Edmonton 2
April 8	Edmonton	Edmonton 4, Los Angeles 0
April 9	Edmonton	Edmonton 4, Los Angeles 3
April 11	Los Angeles	Los Angeles 4, Edmonton 2
April 13	Edmonton	Los Angeles 4, Edmonton 1
April 15	Los Angeles	Los Angeles 6, Edmonton 3

(LOS ANGELES WON SERIES 4-3)

WINNING GOAL	WINNING GOALTENDER
Simpson	Fuhr
Kontos	Hrudey
Carson	Fuhr
Smith	Fuhr
Robitaille	Hrudey
Wiemer	Hrudey
Nicholls	Hrudey

1990 PLAYOFFS

DATE	CITY	RESULTS
April 4	Edmonton	Winnipeg 7, Edmonton 5
April 6	Edmonton	Edmonton 3, Winnipeg 2*
April 8	Winnipeg	Winnipeg 2, Edmonton 1
April 10	Winnipeg	Winnipeg 4, Edmonton 3**
April 12	Edmonton	Edmonton 4, Winnipeg 3
April 14	Winnipeg	Edmonton 4, Winnipeg 3
April 16	Edmonton	Edmonton 4, Winnipeg 1

* Mark Lamb scored at 4:21 of overtime.

** Dave Ellett scored at 21:08 of overtime.

(EDMONTON WON SERIES 4-3)

April 18	Edmonton	Edmonton 7, Los Angeles 0
April 20	Edmonton	Edmonton 6, Los Angeles 1
April 22	Los Angeles	Edmonton 5, Los Angeles 4
April 24	Los Angeles	Edmonton 6, Los Angeles 5*

* Joe Murphy scored at 4:42 of overtime.

(EDMONTON WON SERIES 4-0)

May 2	Edmonton	Edmonton 5, Chicago 2
May 4	Edmonton	Chicago 4, Edmonton 3
May 6	Chicago	Chicago 5, Edmonton 1
May 8	Chicago	Edmonton 4, Chicago 2
May 10	Edmonton	Edmonton 4, Chicago 3
May 12	Chicago	Edmonton 8, Chicago 4

(EDMONTON WON SERIES 4-2)

May 15	Boston	Edmonton 3, Boston 2*
May 18	Boston	Edmonton 7, Boston 2
May 20	Edmonton	Boston 2, Edmonton 1
May 22	Edmonton	Edmonton 5, Boston 1
May 24	Boston	Edmonton 4, Boston 1

* Petr Klima scored at 55:13 of overtime.

(EDMONTON WON SERIES 4-1)

WINNING GOAL	WINNING GOALTENDER
Ashton	Essensa
Lamb	Ranford
Hawerchuk	Essensa
Ellett	Essensa
Messier	Ranford
Kurri	Ranford
Lamb	Ranford

Anderson	Ranford
Simpson	Ranford
Graves	Ranford
Murphy	Ranford

S. Smith	Ranford
Wilson	Millen
Larmer	Millen
Simpson	Ranford
Kurri	Ranford
Murphy	Ranford

Klima	Ranford
Kurri	Ranford
Johnston	Moog
Anderson	Ranford
Simpson	Ranford

1991 PLAYOFFS

DATE	CITY	RESULTS
April 4	Calgary	Edmonton 3, Calgary 1
April 6	Calgary	Calgary 3, Edmonton 1
April 8	Edmonton	Edmonton 4, Calgary 3
April 10	Edmonton	Edmonton 5, Calgary 2
April 12	Calgary	Calgary 5, Edmonton 3
April 14	Edmonton	Calgary 2, Edmonton 1*
April 16	Calgary	Edmonton 5, Calgary 4**

* Theoren Fleury scored at 4:40 of overtime.

** Esa Tikkanen scored at 6:58 of overtime.

(EDMONTON WON SERIES 4-3)

WINNING GOAL	WINNING GOALTENDER
Klima	Fuhr
Gilmour	Vernon
Murphy	Fuhr
Tikkanen	Fuhr
Nattress	Vernon
Fleury	Vernon
Tikkanen	Fuhr



DATE	CITY	RESULTS	WINNING GOAL	WINNING GOALTENDER
April 18	Los Angeles	Los Angeles 4, Edmonton 3*	Robitaille	Hrudey
April 20	Los Angeles	Edmonton 4, Los Angeles 3**	Klima	Fuhr
April 22	Edmonton	Edmonton 4, Los Angeles 3***	Tikkanen	Fuhr
April 24	Edmonton	Edmonton 4, Los Angeles 2	Gelinas	Fuhr
April 26	Los Angeles	Los Angeles 5, Edmonton 2	Robitaille	Hrudey
April 28	Edmonton	Edmonton 4, Los Angeles 3****	MacTavish	Ranford

* Luc Robitaille scored at 2:13 of overtime.

** Petr Klima scored at 24:48 of overtime.

*** Esa Tikkanen scored at 20:48 of overtime.

**** Craig MacTavish scored at 16:57 of overtime.

(EDMONTON WON SERIES 4-2)

May 2	Edmonton	Minnesota 3, Edmonton 1	Gagner	Casey
May 4	Edmonton	Edmonton 7, Minnesota 2	Klima	Fuhr
May 6	Minnesota	Minnesota 7, Edmonton 3	B. Smith	Casey
May 8	Minnesota	Minnesota 5, Edmonton 1	Modano	Casey
May 10	Edmonton	Minnesota 3, Edmonton 2	B. Smith	Casey

(MINNESOTA WON SERIES 4-1)

1992 PLAYOFFS

DATE	CITY	RESULTS	WINNING GOAL	WINNING GOALTENDER
April 18	Los Angeles	Edmonton 3, Los Angeles 1	Glynn	Ranford
April 20	Los Angeles	Los Angeles 8, Edmonton 5	Huddy	Hrudey
April 22	Edmonton	Edmonton 4, Los Angeles 3	Nicholls	Ranford
April 24	Edmonton	Los Angeles 4, Edmonton 3	Robitaille	Hrudey
April 26	Los Angeles	Edmonton 5, Los Angeles 2	Tikkanen	Ranford
April 28	Edmonton	Edmonton 3, Los Angeles 0	Beranek	Ranford

(EDMONTON WON SERIES 4-2)

May 3	Vancouver	Edmonton 4, Vancouver 3*	Murphy	Ranford
May 4	Vancouver	Vancouver 4, Edmonton 0	Courtnaill	McLean
May 6	Edmonton	Edmonton 5, Vancouver 2	Murphy	Ranford
May 8	Edmonton	Edmonton 3, Vancouver 2	Mellanby	Ranford
May 10	Vancouver	Vancouver 4, Edmonton 3	Ronning	McLean
May 12	Edmonton	Edmonton 3, Vancouver 0	MacTavish	Ranford

* Joe Murphy scored at 8:36 of overtime.

(EDMONTON WON SERIES 4-2)

May 16	Chicago	Chicago 8, Edmonton 2	Peluso	Belfour
May 18	Chicago	Chicago 4, Edmonton 2	Goulet	Belfour
May 20	Edmonton	Chicago 4, Edmonton 3*	Roenick	Belfour
May 22	Edmonton	Chicago 5, Edmonton 1	Roenick	Belfour

* Jeremy Roenick scored at 2:45 of overtime.

(CHICAGO WON SERIES 4-0)

1997 PLAYOFFS

DATE	CITY	RESULTS	WINNING GOAL	WINNING GOALTENDER
April 16	Dallas	Dallas 5, Edmonton 3	Modano	Moog
April 18	Dallas	Edmonton 4, Dallas 0	Grier	Joseph
April 20	Edmonton	Edmonton 4, Dallas 3*	Buchberger	Joseph
April 22	Edmonton	Dallas 4, Edmonton 3	Langenbrunner	Moog
April 25	Dallas	Edmonton 1, Dallas 0**	Smyth	Joseph
April 27	Edmonton	Dallas 3, Edmonton 2	Modano	Moog
April 29	Dallas	Edmonton 4, Dallas 3***	Marchant	Joseph

*** Kelly Buchberger scored at 9:15 of overtime.

** Ryan Smyth scored at 20:22 of overtime.

*** Todd Marchant scored at 12:26 of overtime.

(EDMONTON WON SERIES 4-3)

May 2	Denver	Colorado 5, Edmonton 1	Lemieux	Roy
May 4	Denver	Colorado 4, Edmonton 1	Kamensky	Roy
May 7	Edmonton	Edmonton 4, Colorado 3	Smyth	Joseph
May 9	Edmonton	Colorado 3, Edmonton 2*	Lemieux	Roy
May 11	Denver	Colorado 4, Edmonton 3	Deadmarsh	Roy

*** Claude Lemieux scored at 8:35 of overtime.

(COLORADO WON SERIES 4-1)



1998 PLAYOFFS

DATE	CITY	RESULTS
April 22	Denver	Edmonton 3, Colorado 2
April 24	Denver	Colorado 5, Edmonton 2
April 26	Edmonton	Colorado 5, Edmonton 4*
April 28	Edmonton	Colorado 3, Edmonton 1
April 30	Denver	Edmonton 3, Colorado 1
May 2	Edmonton	Edmonton 2, Colorado 0
May 4	Denver	Edmonton 4, Colorado 0

***Joe Sakic scored at 15:25 of overtime.
(EDMONTON WON SERIES 4-3)

May 7	Dallas	Dallas 3, Edmonton 1
May 9	Dallas	Edmonton 2, Dallas 0
May 11	Edmonton	Dallas 1, Edmonton 0*
May 13	Edmonton	Dallas 3, Edmonton 1
May 16	Dallas	Dallas 2, Edmonton 1

***Benoit Hogue scored at 13:07 of overtime.
(DALLAS WON SERIES 4-1)

WINNING GOAL	WINNING GOALTENDER
Mironov	Joseph
Sakic	Roy
Sakic	Roy
Lemieux	Roy
Grier	Joseph
Berehowsky	Joseph
Niinimaa	Joseph

Zubov	Belfour
Weight	Joseph
Hogue	Belfour
Hogue	Belfour
Adams	Belfour

1999 PLAYOFFS

DATE	CITY	RESULTS
April 21	Dallas	Dallas 2, Edmonton 1
April 23	Dallas	Dallas 3, Edmonton 2
April 25	Edmonton	Dallas 3, Edmonton 2
April 27	Edmonton	Dallas 3, Edmonton 2*

***Joe Nieuwendyk scored at 57:34 of overtime.
(DALLAS WON SERIES 4-0)

WINNING GOAL	WINNING GOALTENDER
Carbonneau	Belfour
Langenbrunner	Belfour
Nieuwendyk	Belfour
Nieuwendyk	Belfour

2000 PLAYOFFS

DATE	CITY	RESULTS
April 12	Dallas	Dallas 2, Edmonton 1
April 13	Dallas	Dallas 3, Edmonton 0
April 16	Edmonton	Edmonton 5, Dallas 2
April 18	Edmonton	Dallas 4, Edmonton 3
April 21	Dallas	Dallas 3, Edmonton 2

(DALLAS WON SERIES 4-1)

WINNING GOAL	WINNING GOALTENDER
Lyashenko	Belfour
Muller	Belfour
Weight	Salo
Carbonneau	Belfour
Hull	Belfour

2001 PLAYOFFS

DATE	CITY	RESULTS
April 11	Dallas	Dallas 2, Edmonton 1*
April 14	Dallas	Edmonton 4, Dallas 3
April 15	Edmonton	Dallas 3, Edmonton 2**
April 17	Edmonton	Edmonton 2, Dallas 1***
April 19	Dallas	Dallas 4, Edmonton 3****
April 21	Edmonton	Dallas 3, Edmonton 1

* Jamie Langenbrunner scored at 2:08 of overtime.

** Benoit Hogue scored at 19:48 of overtime.

*** Mike Comrie scored at 17:19 of overtime.

**** Kirk Muller scored at 8:01 of overtime.

(DALLAS WON SERIES 4-2)

WINNING GOAL	WINNING GOALTENDER
Langenbrunner	Belfour
Carter	Salo
Hogue	Belfour
M. Comrie	Salo
Muller	Belfour
Nieuwendyk	Belfour

2003 PLAYOFFS

DATE	CITY	RESULTS
April 9	Dallas	Edmonton 2, Dallas 1
April 11	Dallas	Dallas 6, Edmonton 1
April 13	Edmonton	Edmonton 3, Dallas 2
April 15	Edmonton	Dallas 3, Edmonton 1
April 17	Dallas	Dallas 5, Edmonton 2
April 19	Edmonton	Dallas 3, Edmonton 2

(DALLAS WON SERIES 4-2)

WINNING GOAL	WINNING GOALTENDER
Horcoff	Salo
Young	Turco
Dvorak	Salo
Barnes	Turco
Modano	Turco
Modano	Turco



2006 PLAYOFFS

DATE	CITY	RESULTS	WINNING GOAL	WINNING GOALTENDER
April 21	Detroit	Detroit 3, Edmonton 2*	Maltby	Legace
April 23	Detroit	Edmonton 4, Detroit 2	Winchester	Roloson
April 25	Edmonton	Edmonton 4, Detroit 3**	Stoll	Roloson
April 27	Edmonton	Detroit 4, Edmonton 2	Lidstrom	Legace
April 29	Detroit	Edmonton 3, Detroit 2	Horcoff	Roloson
May 1	Edmonton	Edmonton 4, Detroit 3	Hemsky	Roloson
***Kirk Maltby scored at 22:39 of overtime.				
** Jarret Stoll scored at 28:44 of overtime.				
(EDMONTON WON SERIES 4-2)				
May 7	San Jose	San Jose 2, Edmonton 1	Ehrhoff	Toskala
May 8	San Jose	San Jose 2, Edmonton 1	J. Thornton	Toskala
May 10	Edmonton	Edmonton 3, San Jose 2*	Horcoff	Roloson
May 12	Edmonton	Edmonton 6, San Jose 3	J. Smith	Roloson
May 14	San Jose	Edmonton 6, San Jose 3	Pisani	Roloson
May 17	Edmonton	Edmonton 2, San Jose 0	Peca	Roloson
***Shawn Horcoff scored at 42:24 of overtime.				
(EDMONTON WON SERIES 4-2)				
May 19	Anaheim	Edmonton 3, Anaheim 1	Hemsky	Roloson
May 21	Anaheim	Edmonton 3, Anaheim 1	Pisani	Roloson
May 23	Edmonton	Edmonton 5, Anaheim 4	Pisani	Roloson
May 25	Edmonton	Anaheim 6, Edmonton 3	Salei	Giguere
May 27	Anaheim	Edmonton 2, Anaheim 1	Torres	Roloson
(EDMONTON WON SERIES 4-1)				
June 5	Raleigh	Carolina 5, Edmonton 4	Brind'Amour	Ward
June 7	Raleigh	Carolina 5, Edmonton 0	Ladd	Ward
June 10	Edmonton	Edmonton 2, Carolina 1	Smyth	Markkanen
June 12	Edmonton	Carolina 2, Edmonton 1	Recchi	Ward
June 14	Raleigh	Edmonton 4, Carolina 3*	Pisani	Markkanen
June 17	Edmonton	Edmonton 4, Carolina 0	Pisani	Markkanen
June 19	Raleigh	Carolina 3, Edmonton 1	Kaberle	Ward
***Fernando Pisani scored at 3:31 of overtime.				
(CAROLINA WON SERIES 4-3)* Ken Morrow scored at 5:41 overtime				
(NY ISLANDERS WON SERIES 4-2)				



EDMONTON OILERS CAREER PLAYOFF SCORING 1979-80 TO 2013-14

PLAYER	GP	G	A	PTS	PIM	PP	SH	WG	OT	HT	ENG
1. Wayne Gretzky	120	81	171	252	56	22	9	16	2	7	6
2. Mark Messier	166	80	135	215	175	16	11	7	0	3	0
3. Jari Kurri	146	92	110	202	101	22	7	13	2	7	4
4. Glenn Anderson	164	81	102	183	314	22	0	12	3	2	2
5. Paul Coffey	94	36	67	103	167	11	3	6	0	0	0
6. Esa Tikkanen	114	51	46	97	171	12	2	6	2	3	3
7. Charlie Huddy	138	16	61	77	104	5	1	0	0	0	0
8. Craig Simpson	67	36	32	68	56	11	0	7	0	0	0
9. Kevin Lowe	172	9	43	52	156	0	2	1	0	0	0
10. Randy Gregg	130	13	37	50	121	2	1	4	1	0	0
11. Joe Murphy	53	16	29	45	42	5	0	5	2	1	0
12. Ryan Smyth	68	22	21	43	76	8	2	3	1	0	0
13. Dave Hunter	105	16	24	40	211	1	1	0	0	0	1
14. Mike Krushelnyski	68	16	23	39	68	3	0	5	0	0	1
Steve Smith	87	10	29	39	216	2	1	2	0	0	0
16. Craig MacTavish	113	13	24	37	143	1	1	2	1	0	0
17. Doug Weight	39	10	23	33	58	4	0	2	0	0	0
18. Pat Hughes	55	7	23	30	52	0	0	1	0	0	0
19. Ken Linseman	37	16	13	29	87	4	1	5	0	0	0
Willy Lindstrom	53	12	27	29	22	4	0	1	0	0	0
21. Kevin McClelland	93	10	17	27	276	0	0	1	0	0	0
22. Mark Lamb	59	7	19	26	40	1	0	2	1	0	0
23. Kelly Buchberger	78	9	15	24	116	0	0	1	1	0	0
24. Petr Klima	60	13	10	23	36	2	0	4	2	1	0
SHAWN HORCOFF	35	10	13	23	18	1	1	3	1	0	0
26. Chris Pronger	24	5	16	21	26	3	0	0	0	0	0
27. Reijo Ruotsalainen	43	4	16	20	22	2	0	1	0	0	0
28. FERNANDO PISANI	30	15	4	19	12	3	1	5	1	0	0
Bernie Nicholls	16	8	11	19	25	4	0	1	0	0	1
Kent Nilsson	21	6	13	19	6	2	0	0	0	0	2
31. Martin Gelinas	53	6	12	18	41	0	0	1	0	0	0
Lee Fogolin	78	5	13	18	115	0	1	1	1	0	0
33. Adam Graves	40	7	10	17	39	0	0	1	0	0	0
ALES HEMSKY	30	6	11	17	14	4	0	2	0	0	0
Rem Murray	62	5	12	17	18	1	0	0	0	0	1



EDMONTON OILERS ALL-TIME PLAYOFF THREE-OR-MORE GOAL GAMES

TOTAL: 26 (20 3-Goal Games, 6 4-Goal Games)

NOTE: In the NO column, the first number indicates the number of hat tricks scored in that season and the second number indicates the player's career total.

PLAYER	NO	GOALS	DATE	OPPONENT	GOALTENDER(S)
1979-80 (0; None)					
1980-81 (2; 2 3-Goal Games)					
1. Wayne Gretzky	1-1	3	April 11, 1981	vs Montreal	Richard Sevigny
2. Wayne Gretzky	2-2	3	April 19, 1981	vs NY Islanders	Billy Smith
1982 (0; None)					
1983 (6; 2 3-Goal Games, 4 4-Goal Games)					
3. Wayne Gretzky	1-3	4	April 6, 1983	vs Winnipeg	Brian Hayward
4. Mark Messier	1-1	4	April 14, 1983	vs Calgary	Reggie Lemelin
5. Wayne Gretzky	2-4	4	April 17, 1983	at Calgary	Reggie Lemelin
6. Mark Messier	2-2	3	April 17, 1983	at Calgary	Reggie Lemelin (1), Don Edwards (2)
7. Glenn Anderson	1-1	4	April 26, 1983	vs Chicago	Murray Bannerman
8. Mark Messier	3-3	3	April 26, 1983	vs Chicago	Murray Bannerman
1984 (1; 1 3-Goal Game)					
9. Jari Kurri	1-1	3	April 4, 1984	vs Winnipeg	Doug Soetaert (1), Mike Veisor (2)
1985 (6; 5 3-Goal Games, 1 4-Goal Game)					
10. Wayne Gretzky	1-5	3	April 25, 1985	at Winnipeg	Brian Hayward (2), Marc Behrend (1)
11. Jari Kurri	1-2	3	April 25, 1985	at Winnipeg	Brian Hayward (2), Marc Behrend (1)
12. Jari Kurri	2-3	3	May 7, 1985	vs Chicago	Murray Bannerman
13. Jari Kurri	3-4	3	May 14, 1985	vs Chicago	Murray Bannerman
14. Jari Kurri	4-5	4	May 16, 1985	at Chicago	Murray Bannerman
15. Wayne Gretzky	2-6	3	May 25, 1985	vs Philadelphia	Pelle Lindbergh
1986 (1; 1 3-Goal Game)					
16. Wayne Gretzky	1-7	3	April 24, 1986	at Calgary	Mike Vernon
1987 (1; 1 4-Goal Game)					
17. Jari Kurri	1-6	4	April 9, 1987	vs Los Angeles	Rollie Melanson (2), ENG (2)
1988 (2; 2 3-Goal Games)					
18. Glenn Anderson	1-2	3	April 6, 1988	vs Winnipeg	Daniel Berthiaume
19. Esa Tikkanen	1-1	3	May 22, 1988	at Boston	Reggie Lemelin
1989 (0; None)					
1990 (1; 1 3-Goal Game)					
20. Jari Kurri	1-7	3	May 18, 1990	at Boston	Andy Moog (2), Reggie Lemelin (1)
1991 (2; 2 3-Goal Games)					
21. Esa Tikkanen	1-2	3	April 16, 1991	at Calgary	Mike Vernon
22. Petr Klima	1-1	3	May 4, 1991	vs Minnesota	Jon Casey
1992 (2; 2 3-Goal Games)					
23. Esa Tikkanen	1-3	3	April 26, 1992	at Los Angeles	Kelly Hrudey
24. Joe Murphy	1-1	3	May 6, 1992	vs Vancouver	Kirk McLean
1993 (0; Did not qualify for playoffs.)					
1994 (0; Did not qualify for playoffs.)					
1995 (0; Did not qualify for playoffs.)					
1996 (0; Did not qualify for playoffs.)					
1997 (0; None)					
1998 (0; None)					
1999 (0; None)					
2000 (2; 2 3-Goal Games)					
25. Doug Weight	1-1	3	April 16, 2000	vs Dallas	Ed Belfour
26. Bill Guerin	1-1	3	April 18, 2000	vs Dallas	Ed Belfour
2001 (0; None)					
2002 (0; Did not qualify for playoffs.)					
2003 (0; None)					
2004 (0; Did not qualify for playoffs.)					
2006 (0; None)					
2007 (0; Did not qualify for playoffs.)					
2008 (0; Did not qualify for playoffs.)					
2009 (0; Did not qualify for playoffs.)					
2010 (0; Did not qualify for playoffs.)					
2011 (0; Did not qualify for playoffs.)					
2012 (0; Did not qualify for playoffs.)					
2013 (0; Did not qualify for playoffs.)					
2014 (0; Did not qualify for playoffs.)					



ALL-TIME PLAYOFF GOAL SCORING BREAKDOWN

POWERPLAY GOALS

Anderson, Gretzky, Kurri 22; Messier 16; Tikkanen 12; Coffey, Simpson 11; Smyth 8; Guerin, Huddy, Murphy, Pisani 5; Hemsky, Lidstrom, Linseman, Nicholls, Weight 4; Kovalenko, Krushelnyski, Mironov, Pronger, Siltanen 3; Bergeron, Gregg, Jonsson, Klima, Nilsson, Ruotsalainen, S. Smith, Spacek, Stoll 2; Arnott, Beranek, Brewer, Callighen, Carson, Carter, Cleary, M. Comrie, Dampousse, Glynn, Grier, Horcoff, Hunter, Lamb, Lumley, MacTavish, Manson, Mellanby, Murray, Napier, Pouzar, Reasoner, Samsonov, Staios, Torres 1.
TOTAL: 220

SHORTHANDED GOALS

Messier 11; Gretzky 9; Kurri 7; Coffey, Marchant 3; Lowe, Smyth, Tikkanen 2; Fogolin, Gregg, Horcoff, Huddy, Hunter, Linseman, MacTavish, Pisani, S. Smith 1.
TOTAL: 48

GAME WINNING GOALS

Gretzky 16; Kurri 13; Anderson 12; Messier, Simpson 7; Coffey, Tikkanen 6; Krushelnyski, Linseman, Murphy 5; Gregg, Klima 4; Horcoff, Smyth 3; Acton, Grier, Hagman, Hemsky, Lamb, MacTavish, Pouzar,

S. Smith, Weight 2; Beranek, Berehowsky, Buchberger, Callighen, Carson, Carter, M. Comrie, Dvorak, Fogolin, Gelinas, Glynn, Graves, Hannan, P. Hughes, Lacombe, Lemay, Lindstrom, Lowe, Marchant, McClelland, McSorley, Mellanby, Mironov, Niinimaa, Nicholls, Peca, Ruotsalainen, Semenko, Siltanen, J. Smith, Stoll, Torres, Winchester 1.
TOTAL: 152

OVERTIME GOALS

Anderson 3; Gretzky, Klima, Kurri, Murphy, Tikkanen 2; Buchberger, M. Comrie, Fogolin, Gregg, Horcoff, Lamb, MacTavish, Marchant, Pisani, Smyth, Stoll 1.
TOTAL: 24

EMPTY NET GOALS

Gretzky 6; Kurri 4; Tikkanen 3; Anderson, Nilsson 2; Callighen, Glynn, Grier, Harvey, Hunter, Krushelnyski, Lumley, Murray, Nicholls, Peca, Pouzar, Stoll 1.
TOTAL: 29

EDMONTON OILERS ALL-TIME PLAYOFF GOALTENDING RECORDS 1979-80 TO 2013-14

GOALTENDER	GP	MINS	GA	EN	SO	GAA	RECORD	PCT.
Eldon Reddick	1	2	0	0	0	0.00	0-0	—
Bob Essensa	1	27	1	0	0	2.22	0-0	—
Jussi Markkanen	7	374	14	1	1	2.25	3-3	.500
Dwayne Roloson	18	1160	45	1	1	2.33	12-5	.706
Curtis Joseph	24	1483	59	2	5	2.39	10-14	.417
Tommy Salo	21	1342	58	2	0	2.59	5-16	.238
Bill Ranford	41	2445	118	1	3	2.90	25-16	.610
Ron Tugnutt	2	60	3	0	0	3.00	0-0	—
Grant Fuhr	111	6258	330	9	2	3.03	74-32	.698
Andy Moog	37	1938	101	3	0	3.13	23-9	.719
Ron Low	3	212	12	0	0	3.40	0-3	.000
Gary Edwards	1	20	2	0	0	6.00	0-0	—
Ty Conklin	1	6	1	0	0	10.00	0-1	.000
TOTALS	251	15596	760	19	12	2.92	152-99	.606

NOTE: The team totals and individual totals do not coincide due to the cancelled game of May 24, 1988 at Boston. Individual statistics for that game were counted in the players' totals but not in team totals.



EDMONTON OILERS NATIONAL HOCKEY LEAGUE PLAYOFF "FIRSTS"

FIRST GOAL:

AWAY – Dave Lumley, 1st pd. 14:09,
Apr. 8/80, at Philadelphia
HOME – Wayne Gretzky, 1st pd. 15:55,
Apr. 11/80, vs Philadelphia

FIRST ASSISTS:

AWAY – Wayne Gretzky & Blair MacDonald,
1st pd. 14:09, Apr. 8/80,
at Philadelphia
HOME – Brett Callighen & Blair MacDonald,
1st pd. 15:55, Apr. 11/80,
vs Philadelphia

FIRST GAME WINNING GOAL:

AWAY – Brett Callighen, 3rd pd. 1:14,
Apr. 8/81, at Montreal
HOME – Wayne Gretzky, 2nd pd. 8:15,
Apr. 11/81, vs Montreal

FIRST OVERTIME GOAL:

HOME – Wayne Gretzky, 1st ot pd. 6:20,
Apr. 8/82, vs Los Angeles
AWAY – Glenn Anderson, 1st ot pd. 0:46,
Apr. 13/85 vs Los Angeles

FIRST MINOR PENALTY:

AWAY – Stan Weir, 1st pd. 16:18, hooking,
Apr. 8/80
HOME – Lee Fogolin, 1st pd. 16:42,
crosschecking, Apr. 11/80,
vs Philadelphia

FIRST MAJOR PENALTY:

AWAY – Pat Price, 3rd pd. 13:01, fighting,
Apr. 9/80
HOME – Dave Hunter, fighting,
Dave Lumley, slashing, fighting,
2nd pd. 17:43, Apr. 11/80,
vs Philadelphia

FIRST TWO GOAL GAME:

AWAY – Jari Kurri, Apr. 8/81, at Montreal
HOME – Wayne Gretzky, Apr. 11/81,
vs Montreal

FIRST THREE GOAL GAME:

HOME – Wayne Gretzky, Apr. 11/81,
vs Montreal
AWAY – Wayne Gretzky, Apr. 17/83,
at Calgary

FIRST POWERPLAY GOAL:

AWAY – Dave Lumley, 1st pd. 14:09,
Apr. 8/80, at Philadelphia
HOME – Wayne Gretzky, 2nd pd. 16:44,
Apr. 19/81, vs NY Islanders

FIRST SHORTHANDED GOAL:

HOME – Mark Messier, 1st pd. 17:16,
Apr. 11/80, vs Philadelphia
AWAY – Wayne Gretzky, 1st pd. 19:23,
Apr. 10/82, at Los Angeles

FIRST SHUTOUT:

HOME – Grant Fuhr, April 8/89, vs Los Angeles
AWAY – Grant Fuhr, May 10/84, at NY Islanders

FIRST OPPONENT GOAL:

AWAY – Paul Holmgren, 1st pd. 0:56,
Apr. 8/80, at Philadelphia
HOME – Behn Wilson, 2nd pd. 4:24,
Apr. 11/80, vs Philadelphia

FIRST OPPONENT ASSISTS:

AWAY – Ken Linseman & Bob Dailey, 1st pd. 0:56,
Apr. 8/80, at Philadelphia
HOME – Bob Kelly & Paul Holmgren, 2nd pd.
4:24, Apr. 11/80, vs Philadelphia

FIRST OPPONENT GAME-WINNING GOAL:

AWAY – Bobby Clarke, 1st pd. 8:06,
Apr. 8/80, at Philadelphia
HOME – Ken Linseman, 2nd ot pd. 3:56,
Apr. 11/80, vs Philadelphia

FIRST OPPONENT OVERTIME GOAL:

AWAY – Bobby Clarke, 1st ot pd. 8:06,
Apr. 8/80, at Philadelphia
HOME – Ken Linseman, 2nd ot pd. 3:56,
Apr. 11/80, vs Philadelphia

FIRST OPPONENT GOAL MINOR PENALTY:

AWAY – Al Hill, 1st pd. 2 min. - fighting, 5:37,
Apr 8/80
HOME – Behn Wilson, 1st pd. 4:27, hooking,
Apr. 11/80, vs Philadelphia

FIRST OPPONENT MAJOR PENALTY:

AWAY – Paul Holmgren, 3rd pd. 13:01,
fighting, Apr. 9/80
HOME – Mike Busniuk, Jim Watson,
fighting, 2nd pd. 17:43, Apr. 11/80,
vs Philadelphia

FIRST OPPONENT TWO GOAL GAME:

AWAY – Clark Gillies, Apr. 16/81, at NY Islanders
HOME – Marcel Dionne, Apr. 7/82, vs Los Angeles

FIRST OPPONENT THREE GOAL GAME:

AWAY – Denis Potvin, Apr. 17/81, at NY Islanders
HOME – Paul Reinhart, Apr. 14/83, vs Calgary

FIRST OPPONENT POWERPLAY GOAL:

AWAY – Bobby Clarke, 2nd pd. 4:08,
Apr. 9/80, at Philadelphia
HOME – Mike Bossy, 2nd pd. 12:30,
Apr. 19/81, vs NY Islanders

FIRST OPPONENT SHORTHANDED GOAL:

AWAY – Denis Potvin, 3rd pd. 10:50,
Apr. 16/81, at NY Islanders
HOME – Paul Reinhart, 3rd pd. 13:01,
Apr. 14/83, vs Calgary

FIRST OPPONENT SHUTOUT:

HOME – Billy Smith, April 10/83 vs NY Islanders
AWAY – Kirk McLean, May 4/92 at Vancouver



EDMONTON OILERS INDIVIDUAL PLAYOFF RECORDS

GAMES

MOST GAMES:

172 – Kevin Lowe, 1980 through 1992 & 1997 through 1998

MOST GAMES APPEARED IN BY A GOALTENDER:

111 – Grant Fuhr 1982 through 1991

MOST CONSECUTIVE COMPLETE GAMES BY A GOALTENDER:

51 – Grant Fuhr April 12/86 through April 15/89

MOST CONSECUTIVE COMPLETE GAMES BY A GOALTENDER, ONE SEASON:

18 – Grant Fuhr, April 6/88 through May 26/88

17 – Dwayne Roloson, April 21 through May 27/06

GOALS

MOST GOALS:

92 – Jari Kurri, in 146 games (NHL Record)

MOST GAMES SCORING THREE-OR-MORE GOALS:

7 – Wayne Gretzky, 5 three goal games, 2 four-goal games

– Jari Kurri, 5 three-goal games 2 four-goal games

MOST GAMES SCORING THREE OR-MORE GOALS, ONE PLAYOFF SEASON:

4 – Jari Kurri, 1985, 3 three-goal games
1 four-goal game (NHL record)

MOST GAMES SCORING THREE-OR-MORE GOALS, ONE PLAYOFF SERIES:

3 – Jari Kurri, 1985 Conference Finals vs Chicago (NHL record)

MOST GOALS, ONE PLAYOFF YEAR:

19 – Jari Kurri, 1985 through 18 games (NHL record)

MOST GOALS, ONE PLAYOFF YEAR, ROOKIE:

5 – Glenn Anderson, 1981

5 – Jari Kurri, 1981

MOST GOALS, ONE PLAYOFF YEAR, DEFENCEMAN:

12 – Paul Coffey, 1985 through 18 games (NHL record)

MOST GOALS, IN FINAL SERIES:

7 – Wayne Gretzky, 1985 in six games (NHL record)

MOST GOALS IN SEMI-FINAL OR

QUARTER-FINAL SERIES:

8 – Mark Messier, 1983 Quarter-final vs Calgary

MOST GOALS IN ONE SERIES (OTHER THAN FINAL):

12 – Jari Kurri, 1985 vs Chicago in Conference Final (NHL record)

MOST GOALS, ONE GAME:

Edmonton: 4

– Wayne Gretzky, vs Winnipeg, April 6/83, Edmonton won 6-3

– Mark Messier, vs Calgary, April 14/83, Edmonton won 6-3

– Wayne Gretzky, at Calgary, April 17/83, Edmonton won 10-2

– Glenn Anderson, vs Chicago, April 26/83, Edmonton won 8-2

– Jari Kurri, at Chicago, May 16/85, Edmonton won 8-2

– Jari Kurri, vs Los Angeles, April 9/87, Edmonton won 13-3

Opposition: 3

– Denis Potvin, at NY Islanders, April 17/81, New York won 6-3

– Paul Reinhart, vs Calgary, April 14/83, Edmonton won 6-3

– Clark Gillies, at NY Islanders, May 12/84, New York won 6-1

– Chris Kontos, at Los Angeles, April 6/89, Los Angeles won 5-2

– Luc Robitaille, at Los Angeles, April 26/91, Los Angeles won 5-2

MOST GOALS, ONE ROAD GAME:

Edmonton: 4

– Wayne Gretzky, at Calgary, April 17/83, Edmonton won 10-2 (Ties NHL record)

– Jari Kurri, at Chicago, May 16/85, Edmonton won 8-2 (Ties NHL record)

Opposition: 3

– Paul Reinhart, vs Calgary, April 14/83, Edmonton won 6-3

MOST GOALS, ONE PERIOD:

Edmonton: 3

– Wayne Gretzky, vs Winnipeg, April 6/83, 2nd period, Edmonton won 6-3

– Wayne Gretzky, vs Philadelphia, May 25/85, 1st period, Edmonton won 4-3

– Glenn Anderson, vs Winnipeg, April 6/88, 3rd period, Edmonton won 7-4

– Petr Klima, vs Minnesota, May 4/91, 1st period, Edmonton won 7-2

Opposition: 2

– has occurred 24 times in Oilers playoff history. Most recent, Ray Whitney, at Carolina, June 5/06, 3rd period, Carolina won 5-4

MOST GAME-WINNING GOALS:

16 – Wayne Gretzky, in 120 games

MOST GAME-WINNING GOALS, ONE PLAYOFF YEAR:

5 – Jari Kurri, 1987

Fernando Pisani, 2006

MOST OVERTIME GOALS:

3 – Glenn Anderson, in 164 games

MOST OVERTIME GOALS, ONE PLAYOFF YEAR:

2 – Esa Tikkanen, 1991



MOST OVERTIME GOALS, ONE PLAYOFF SERIES:

- 1 – Wayne Gretzky, 1982 Division Semi-finals vs Los Angeles
- Randy Gregg, 1984 Division Semi-finals vs Winnipeg
- Glenn Anderson, 1985 Division Semi-finals vs Los Angeles
- Lee Fogolin, 1985 Division Semi-finals vs Los Angeles
- Glenn Anderson, 1986 Division Finals vs Calgary
- Glenn Anderson, 1987 Division Finals vs Winnipeg
- Jari Kurri, 1987 Stanley Cup Finals vs Philadelphia
- Wayne Gretzky, 1988 Division Finals vs Calgary
- Jari Kurri, 1988 Conference Final vs Detroit
- Mark Lamb, 1990 Division Semi-Finals vs Winnipeg
- Joe Murphy, 1990 Division Finals vs Los Angeles
- Petr Klima, 1990 Stanley Cup Final vs Boston
- Esa Tikkanen, 1991 Division Semi-Final vs Calgary
- Petr Klima, 1991 Division Final vs Los Angeles
- Esa Tikkanen, 1991 Division Final vs Los Angeles
- Craig MacTavish, 1991 Division Final vs Los Angeles
- Joe Murphy, 1992 Division Final vs Vancouver
- Kelly Buchberger, 1997 Conference Quarter-Final vs Dallas
- Ryan Smyth, 1997 Conference Quarter-Final vs Dallas
- Todd Marchant, 1997 Conference Quarter-Final vs Dallas
- Mike Comrie, 2001 Conference Quarter-Final vs Dallas
- Jarret Stoll, 2006 Conference Quarter-Final vs Detroit
- Shawn Horcoff, 2006 Conference Semi-Final vs San Jose
- Fernando Pisani, 2006 Stanley Cup Final vs Carolina

ASSISTS

MOST ASSISTS:

- 171 – Wayne Gretzky, in 120 games (NHL record)

MOST ASSISTS, ONE PLAYOFF YEAR:

- 31 – Wayne Gretzky, 1988 (NHL record)

MOST ASSISTS, ONE PLAYOFF YEAR, DEFENCEMAN:

- 25 – Paul Coffey, 1985 (NHL record)

MOST ASSISTS, IN FINAL SERIES:

- 10 – Wayne Gretzky, 1988 vs Boston (NHL record)

MOST ASSISTS, IN SEMI-FINAL OR QUARTER-FINAL SERIES:

- 10 – Wayne Gretzky, 1983 Semi-final vs Chicago (Ties NHL record)

MOST ASSISTS IN ONE SERIES (OTHER THAN FINAL):

- 14 – Wayne Gretzky, 1985 Conference Final vs Chicago (NHL record)

MOST ASSISTS, ONE GAME:

- Edmonton: 6
 - Wayne Gretzky, vs Los Angeles, April 9/87, Edmonton won 13-3 (Ties NHL record)
- Opposition: 4
 - Duane Sutter, vs NY Islanders, May 12/83, New York won 6-3
 - Wayne Gretzky, at Los Angeles, April 20/92, Los Angeles won 8-5
 - Sandis Ozolinsh, vs Colorado, April 26/98, Colorado won 5-4 (OT)

MOST ASSISTS, ONE PERIOD:

- Edmonton: 3
 - Wayne Gretzky, at Montreal, April 8/81, 1st period, Edmonton won 6-3 (Ties NHL record)
 - Wayne Gretzky, vs Chicago, April 24/83, 3rd period, Edmonton won 8-4 (Ties NHL record)
 - Paul Coffey, vs Chicago, May 4/85, 2nd period, Edmonton won 11-2 (Ties NHL record)
 - Randy Gregg, vs Chicago, May 4/85, 3rd period, Edmonton won 11-2 (Ties NHL record)
 - Paul Coffey, vs Chicago, May 14/85, 2nd period, Edmonton won 10-5 (Ties NHL record)
 - Wayne Gretzky, vs Los Angeles, April 9/87, first period, Edmonton won 13-3 (Ties NHL record)
 - Wayne Gretzky, vs Los Angeles, April 12/87, third period, Edmonton won 6-3 (Ties NHL record)
 - Glenn Anderson, vs Detroit, May 13/87, third period, Edmonton won 6-3 (Ties NHL record)
 - Mark Messier, vs Winnipeg, April 6/88, third period, Edmonton won 7-4. (Ties NHL Record)
 - Esa Tikkanen, vs Minnesota, May 4/91, first period, Edmonton won 7-2. (Ties NHL Record)
 - Chris Pronger, at Detroit, April 29/06, second period, Edmonton won 3-1. (Ties NHL Record)
- Opposition: 3
 - Steve Payne, vs Minnesota, April 26/84, 2nd period, Edmonton won 4-3
 - Chris Chelios, at Chicago, May 18/92, 3rd period, Chicago won 4-2

**MOST ASSISTS, ONE ROAD GAME:**

- Edmonton: 5
- Wayne Gretzky, at Montreal, April 8/81, Edmonton won 6-3 (NHL record)
- Opposition: 4
- Duane Sutter, vs NY Islanders, May 12/83, New York won 6-3
 - Sandis Ozolinsh, vs Colorado, April 26/98, Colorado won 5-4 (OT)

POINTS**MOST POINTS:**

- 252 – Wayne Gretzky, in 120 games (81 goals -171 assists) (NHL record)

MOST POINTS, ONE PLAYOFF YEAR

- 47 – Wayne Gretzky, 1985 (17 goals - 30 assists) (NHL record)

MOST POINTS, ONE PLAYOFF YEAR, ROOKIE:

- 12 – Glenn Anderson, 1981 (5 goals - 7 assists)
- Jari Kurri, 1981 (5 goals - 7 assists)

MOST POINTS, ONE PLAYOFF YEAR, DEFENCEMAN:

- 37 – Paul Coffey, 1985 (12 goals - 25 assists) (NHL record)

MOST POINTS IN ONE SERIES (OTHER THAN FINAL):

- 18 – Wayne Gretzky in 1985 through 6 games vs Chicago in Conference Final. (4 goals, 14 assists) Edmonton won series 4-2

MOST POINTS, IN FINAL SERIES:

- 13 – Wayne Gretzky, 1988 (3 goals, 10 assists) vs Boston. (NHL record)

MOST POINTS, IN SEMI FINAL OR**QUARTER-FINAL SERIES:**

- 14 – Wayne Gretzky, 1983 Quarter-Final vs Calgary (6 goals - 8 assists)

MOST POINTS, ONE GAME:

- Edmonton: 7
- Wayne Gretzky, at Calgary, April 17/83, 4 goals, 3 assists, Edmonton won 10-2 (NHL record)
 - Wayne Gretzky, at Winnipeg, April 25/85, 3 goals, 4 assists, Edmonton won 8-3 (Ties NHL record)
 - Wayne Gretzky, vs Los Angeles, April 9/87, 1 goal, 6 assists, Edmonton won 13-3 (Ties NHL record)
- Opposition: 5

- Denis Potvin, at NY Islanders, April 17/81, 3 goals, 2 assists, New York won 6-3
- Peter Forsberg, at Colorado, April 24/98, 2 goals, 3 assists, Colorado won 5-2

MOST POINTS, ONE ROAD GAME:

- Edmonton: 7
- Wayne Gretzky, at Calgary, April 17/83, 4 goals, 3 assists, Edmonton won 10-2 (NHL record)

- Wayne Gretzky, at Winnipeg, April 25/85, 3 goals, 4 assists, Edmonton won 8-3 (Ties NHL record)

Opposition: 4

- Daryl Evans, vs Los Angeles, April 7/82, 2 goals, 2 assists, Los Angeles won 10-8
- Duane Sutter, vs NY Islanders, May 12/83, 4 assists, New York won 6-3

MOST POINTS, ONE GAME, DEFENCEMAN:**Edmonton: 6**

- Paul Coffey, vs Chicago, May 14/85, 1 goal, 5 assists, Edmonton won 10-5 (NHL record)

Opposition: 5

- Denis Potvin, at NY Islanders, April 17/81, 3 goals, 2 assists, New York won 6-3 (Ties NHL record)

MOST POINTS, ONE PERIOD:**Edmonton: 4**

- Wayne Gretzky, vs Los Angeles, April 12/87, 3rd period, 1 goal, 3 assists, Edmonton won 6-3 (Ties NHL record)
- Glenn Anderson, vs Winnipeg, April 6/88, 3rd period, 3 goals, 1 assist. Edmonton won 7-4 (Ties NHL record)

Opposition: 3

- Denis Potvin, at NY Islanders, April 17/81, 2nd period, 2 goals, 1 assist, New York won 6-3
- Daryl Evans, vs Los Angeles, April 7/82, 2nd period, 2 goals, 1 assist, Los Angeles won 10-8
- Steve Payne, vs Minnesota, April 26/84, 2nd period, 3 assists, Edmonton won 4-3
- Brad Maxwell, at Minnesota, April 28/84, 2nd period, 1 goal, 2 assists, Edmonton won 8-5
- Luc Robitaille, at Los Angeles, April 24/90, 2nd period, 1 goal, 2 assists, Edmonton won 6-5 in overtime
- Theoren Fleury, at Calgary, April 16/91, 1st period, 1 goal, 2 assists, Edmonton won 5-4 in overtime
- Chris Chelios, at Chicago, May 18/92, 3rd period, 3 assists, Chicago won 4-2

PENALTIES**MOST PENALTIES, ONE GAME:****Edmonton: 7**

- Lee Fogolin, at Calgary, April 18/83, 4 minors, 2 majors, and 1 game misconduct
- Opposition: 6
- Marty McSorley, at Los Angeles, April 26/91, 3 minors, 2 majors and 1 game misconduct

MOST PENALTIES, ONE PERIOD:**Edmonton: 4**

- Dave Semenko, at Calgary, April 17/83, 1st period, 1 major, 1 match penalty, 1 10-minute misconduct, 1 game misconduct



- Lee Fogolin, at Calgary, April 18/83, 1st period, 3 minors, 1 major
- Ethan Moreau, at Dallas, April 11/03, 3rd period, 4 minors
- Opposition: 5
- Marty McSorley, at Los Angeles, April 26/91, 3rd period, 2 minors, 2 majors, 1 game misconduct

PENALTY MINUTES

MOST PENALTY MINUTES:

314 – Glenn Anderson in 164 games

MOST PENALTY MINUTES, ONE PLAYOFF YEAR:

75 – Kevin McClelland, 1985

MOST PENALTY MINUTES, BY A GOALTENDER, CAREER:

14 – Grant Fuhr in 111 games

14 – Dwayne Roloson in 18 games

MOST PENALTY MINUTES, BY A GOALTENDER, ONE PLAYOFF YEAR:

14 – Dwayne Roloson, 2006

MOST PENALTY MINUTES, ONE GAME:

Edmonton: 30

– Dave Semenko, at Calgary, April 17/83, 1 major, 1 match penalty, 1 10 minute misconduct, 1 game misconduct

Opposition: 29

– Tim Hunter, at Calgary, April 18/83, 2 minors, 1 major, 2 10-minute misconducts

MOST PENALTY MINUTES, ONE PERIOD:

Edmonton: 30

– Dave Semenko, at Calgary, April 17/83, 1st period, 1 major, 1 match penalty, 1 10-minute misconduct, 1 game misconduct

Opposition: 25

– Jim Peplinski, at Calgary, April 17/83, 1st period, 1 major, 2 game misconducts

POWERPLAY GOALS

MOST POWERPLAY GOALS:

22 – Wayne Gretzky, in 120 games

– Jari Kurri, in 146 games

– Glenn Anderson, in 164 games

MOST POWERPLAY GOALS, ONE PLAYOFF YEAR:

7 – Mark Messier, 1988

MOST POWERPLAY GOALS, ONE PLAYOFF SERIES:

4 – Bernie Nicholls, 1992 Division Semi-finals vs Los Angeles

– Bill Guerin, 1998 Conference Quarter-finals vs Colorado

MOST POWERPLAY GOALS, ONE GAME:

Edmonton: 3

– Jari Kurri, vs Los Angeles, April 9/87, Edmonton won 13-3 (Ties NHL record)

Opposition: 3

– Denis Potvin, at NY Islanders, April 17/81, New York won 6-3 (Ties NHL record)

MOST POWERPLAY GOALS, ONE PERIOD:

Edmonton: 2

– Jari Kurri, vs Los Angeles, April 9/87, third period, Edmonton won 13-3

Opposition: 2

– Denis Potvin, at NY Islanders, April 17/81, 2nd period, New York won 6-3

– Paul Coffey, vs Los Angeles, April 20/92, 1st period, Los Angeles won 8-5

SHORTHANDED GOALS

MOST SHORTHANDED GOALS:

11 – Mark Messier in 166 games

MOST SHORTHANDED GOALS, ONE PLAYOFF YEAR:

3 – Wayne Gretzky, 1983

MOST SHORTHANDED GOALS, ONE PLAYOFF SERIES:

2 – Mark Messier, 1983 Division Finals

vs Calgary

– Jari Kurri, 1983 Conference Finals vs Chicago

– Wayne Gretzky, 1983 Division Semi-finals vs Winnipeg

– Wayne Gretzky, 1985 Division Final vs Winnipeg

– Kevin Lowe, 1987 Stanley Cup Final vs Philadelphia

– Todd Marchant, 1997 Conference Semi-Final vs Colorado

MOST SHORTHANDED GOALS, ONE GAME:

Edmonton: 2

– Wayne Gretzky, vs Winnipeg, April 6/83, Edmonton won 6-3 (Ties NHL record)

– Jari Kurri, vs Chicago, April 24/83, Edmonton won 8-4 (Ties NHL record)

– Wayne Gretzky at Winnipeg, April 25/85, Edmonton won 8-3 (Ties NHL record)

Opposition: 1

MOST SHORTHANDED GOALS, ONE PERIOD:

Edmonton: 2

– Jari Kurri, vs Chicago, April 24/83, 3rd period, Edmonton won 8-4 (Ties NHL record)

Opposition: 1

STREAKS AND GOALTENDER RECORDS

MOST WINS BY A GOALTENDER, ONE PLAYOFF YEAR:

16 – Grant Fuhr, 1988, in 18 games (NHL record)

– Bill Ranford, 1990, in 22 games (NHL record)

MOST CONSECUTIVE WINS BY A GOALTENDER, ONE PLAYOFF YEAR:

9 – Grant Fuhr, April 10/85 through May 7/85

MOST MINUTES PLAYED BY A GOALTENDER:

6528 – Grant Fuhr, 1982 through 1991

MOST MINUTES PLAYED BY A GOALTENDER, ONE PLAYOFF YEAR:

1401 – Bill Ranford, 1990

**MOST CAREER PLAYOFF SHUTOUTS:**

5 – Curtis Joseph, in 24 games,
1997 through 1998

MOST SHUTOUTS, ONE PLAYOFF YEAR:

3 – Curtis Joseph, 1997-98

MOST SHUTOUTS, ONE PLAYOFF SERIES:

2 – Curtis Joseph, 1997 Conference Quarter-Final
vs Dallas
2 – Curtis Joseph, 1998 Conference Quarter-Final
vs Colorado

LONGEST SHUTOUT SEQUENCE:

166 Minutes, 54 Seconds
– Curtis Joseph shutout Colorado for final
43:40 on April 30/98, for 60:00 on both
May 2/98 and May 4/98 and Dallas for
initial 3:14 on May 7/98.

MOST SHOTS FACED, ONE GAME

57 – Dwayne Roloson, at Detroit,
April 21/06. Detroit won 3-2 (OT).

MOST SAVES, ONE GAME

54 – Dwayne Roloson, at Detroit,
April 21/06. Detroit won 3-2 (OT).

MOST ASSISTS BY A GOALTENDER, CAREER

12 – Grant Fuhr in 111 games.

MOST ASSISTS BY A GOALTENDER,**ONE PLAYOFF YEAR:**

3 – Grant Fuhr, 1984 & 1985
2 – Grant Fuhr, 1991
2 – Bill Ranford, 1990
2 – Dwayne Roloson, 2006

MOST PENALTY SHOTS FACED,**ONE PLAYOFF YEAR AND SERIES:**

2 – Grant Fuhr, 1985 Stanley Cup Final
Series vs Philadelphia, May 28,
May 30, 1985 (NHL record)

MOST PENALTY SHOTS STOPPED,**ONE PLAYOFF YEAR AND SERIES:**

2 – Grant Fuhr, 1985 Stanley Cup Final
Series vs Philadelphia, May 28,
May 30, 1985 (NHL record)

LONGEST CONSECUTIVE GOAL-SCORING STREAK:

6 games
– Esa Tikkanen, April 10/90 through
April 20/90, 7 goals

**LONGEST CONSECUTIVE GOAL-SCORING STREAK, ONE
PLAYOFF YEAR:**

6 games
– Esa Tikkanen, April 10/90 through
April 20/90, 7 goals

LONGEST CONSECUTIVE ASSIST-SCORING STREAK:

9 games
– Glenn Anderson, April 20/85 through
May 16/85, 13 assists

**LONGEST CONSECUTIVE ASSIST-SCORING STREAK,
ONE PLAYOFF YEAR:**

9 games
– Glenn Anderson, April 20/85 through
May 16/85, 13 assists

LONGEST CONSECUTIVE POINT-SCORING STREAK:

18 games
– Wayne Gretzky, April 11/80 through
April 9/83, 17 goals, 25 assists,
42 points

**LONGEST CONSECUTIVE POINT-SCORING STREAK, ONE
PLAYOFF YEAR:**

17 games
– Wayne Gretzky, April 9/88 through
May 26/88, 12 goals, 29 assists, 41 points

FASTEST GOALS**FASTEST OPENING GOAL:**

Edmonton: 10 Seconds
– Glenn Anderson, at Boston, May 24/88.
Score tied at 3-3 when game was cancelled
due to power failure at Boston Garden
Opposition: 10 Seconds
– John Byce, Boston at Edmonton,
May 20/90. Boston won 2-1

FASTEST GOAL FROM THE START OF A PERIOD:

Edmonton: 9 Seconds
– Wayne Gretzky, vs Winnipeg, April 6/83,
2nd period, Edmonton won 6-3
(Ties NHL record)
– Mark Messier, at Calgary, April 16/84,
3rd period, Edmonton won 5-3
(Ties NHL record)
Opposition: 11 Seconds
– Neal Broten, vs Minnesota, April 26/84,
2nd period, Edmonton won 4-3

FASTEST TWO GOALS:

Edmonton: 15 Seconds
– Wayne Gretzky, vs Philadelphia,
May 25/85. Goals: 1st period – 1:10, 1:25,
Edmonton won 4-3
Opposition: 22 Seconds
– Pat LaFontaine, vs NY Islanders,
May 19/84. Goals: 3rd period – 0:13, 0:35,
Edmonton won 5-2

FASTEST THREE GOALS:

Edmonton: 5 Minutes, 13 Seconds
– Petr Klima, vs Minnesota, May 4/91.
Goals: 1st period – 6:14, 8:23, 11:27,
Edmonton won 7-2
Opposition: 18 Minutes, 34 Seconds
– Luc Robitaille, at Los Angeles,
April 26/91. Goals: 1st period
15:08, 19:03, 2nd period – 13:42,
Los Angeles won 5-2

FASTEST FOUR GOALS:

Edmonton: 16 Minutes, 50 Seconds
– Wayne Gretzky, vs Winnipeg, April 6/83.
Goals: 1st period – 15:58,
2nd period – 0:09, 5:52, 12:48,
Edmonton won 6-3
Opposition:
– has not occurred in Oilers playoff history



FASTEST ASSISTS

FASTEST TWO ASSISTS:

- Edmonton: 15 Seconds
- Paul Coffey, vs Philadelphia, May 25/85.
Goals: Wayne Gretzky, 1st period -1:10, 1:25, Edmonton won 4-3
- Opposition: 22 Seconds
- Clark Gillies, vs NY Islanders, May 19/84.
Goals: Pat LaFontaine, 3rd period - 0:13, 0:35, Edmonton won 5-2

FASTEST THREE ASSISTS:

- Edmonton: 7 Minutes, 24 Seconds
- Wayne Gretzky, at Winnipeg, April 25/85.
Goals: 2nd period - Jari Kurri 0:54, 1:18, Glenn Anderson 8:18, Edmonton won 8-3
- Opposition: 9 Minutes, 19 Seconds
- Steve Payne, vs Minnesota, April 26/84.
Goals: 2nd period - Neal Broten 0:11, Willi Plett 2:37, Brian Bellows 10:30, Edmonton won 4-3

FASTEST FOUR ASSISTS:

- Edmonton: 21 Minutes, 18 Seconds
- Glenn Anderson, vs Detroit, May 13/87.
Goals: 2nd period - Mark Messier 18:23, 3rd period - Mark Messier 4:48, Kent Nilsson 19:11 and 19:41.
Edmonton won 6-3
- Opposition: 39 Minutes, 50 Seconds
- Duane Sutter, vs NY Islanders, May 12/83 Goals: 1st period – Tomas Jonsson 14:21, 2nd period – Bob Bourne 8:03, Brent Sutter 8:41
3rd period - Brent Sutter 14:11, New York won 6-3

FASTEST FIVE ASSISTS:

- Edmonton: 51 Minutes, 15 Seconds
- Wayne Gretzky, vs Los Angeles, April 9/87. Goals: 1st period - Jari Kurri 6:26, Esa Tikkanen 14:09, 2nd period – Kent Nilsson 14:05, 3rd period – Jari Kurri 7:30 and 17:41.
Edmonton won 13-3
- Opposition:
- has not occurred in Oilers playoff history

EDMONTON OILERS TEAM PLAYOFF RECORDS

GAMES, WINS, AND LOSSES

MOST CONSECUTIVE PLAYOFF APPEARANCES:

13 – 1980 through 1992

MOST GAMES PLAYED, ONE PLAYOFF YEAR:

24 – 2006

MOST WINS, ONE PLAYOFF YEAR:

16 – 1987, 1988, 1990

MOST HOME WINS, ONE PLAYOFF YEAR:

11 – 1988

MOST ROAD WINS, ONE PLAYOFF YEAR:

8 – 1990

MOST CONSECUTIVE PLAYOFF GAME VICTORIES:

12 – May 15/84 through May 7/85
(NHL record)

MOST CONSECUTIVE VICTORIES,

ONE PLAYOFF YEAR:

9 – April 10/85 through May 7/85

MOST CONSECUTIVE PLAYOFF GAME LOSSES:

7 – May 11/98 through April 27/99

MOST CONSECUTIVE PLAYOFF GAME LOSSES,

ONE PLAYOFF YEAR

4 – May 10/83 to May 17/83
May 16/92 to May 22/92
April 21/99 to April 27/99

OVERTIME

MOST OVERTIME GAMES, ONE PLAYOFF YEAR:

6 – 1991

MOST CONSECUTIVE OVERTIME GAMES, ONE PLAYOFF YEAR:

5 – April 14/91 through April 22/91
(3 wins, 2 losses)

MOST OVERTIME GAMES, ONE PLAYOFF SERIES:

4 – Oilers vs Los Angeles, 1991 Smythe Division Final. Edmonton won series 4-2
– Oilers vs Dallas, 2001 Western Conference Quarter Final. Dallas won series 4-2

MOST CONSECUTIVE OVERTIME GAMES, ONE PLAYOFF SERIES:

3 – Oilers vs Los Angeles, 1991 Smythe Division Final, Games 1-3. Edmonton won series 4-2.
3 – Oilers vs Dallas, 2001 Western Conference Quarter Final, Games 3-5. Dallas won series 4-2.

MOST OVERTIME VICTORIES, ONE PLAYOFF SERIES:

3 – Oilers vs Los Angeles, 1991 Smythe Division Final. Edmonton won series 4-2.
3 – Oilers vs Dallas, 1997 Western Conference Quarter Final. Edmonton won series 4-3.

**MOST OVERTIME LOSSES, ONE PLAYOFF SERIES:**

3 – Oilers vs Dallas, 2001 Western Conference Quarter Final. Dallas won series 4-2.

LONGEST OVERTIME:

55 Minutes, 13 Seconds

– Oilers at Boston, May 15/90, Edmonton won 3-2. Winning goal: Petr Klima (Jari Kurri, Craig MacTavish) at 15:13 of 3rd overtime period

SHORTEST OVERTIME:

21 Seconds

– Oilers vs Winnipeg, April 5/84, Edmonton won 5-4. Winning goal: Randy Gregg (Mark Messier, Glenn Anderson) 0:21 of the 1st overtime period

GOALS**MOST GOALS, BOTH TEAMS, THREE-GAME SERIES:**

25 – Oilers vs Winnipeg, 1984 Division Semi-final, Edmonton won series 3-0 outscoring Winnipeg 18-7

MOST GOALS, ONE TEAM, THREE-GAME SERIES:

Edmonton: 18

– Oilers vs Winnipeg, 1984 Division Semi-final, Edmonton won series 3-0 outscored Winnipeg 18-7

Opposition: 12

– Oilers vs Philadelphia, 1980 Preliminary Round, Philadelphia won series 3-0 and outscored Edmonton 12-6

MOST GOALS, BOTH TEAMS, FOUR-GAME SERIES:

36 – Oilers vs Chicago, 1983 Conference Finals, Edmonton won series 4-0 and outscored Chicago 25-11

MOST GOALS, ONE TEAM, FOUR-GAME SERIES:

Edmonton: 25

– Oilers vs Chicago, 1983 Conference Finals, Edmonton won series 4-0 and outscored Chicago 25-11

Opposition: 21

– Oilers vs Chicago, 1992 Conference Finals, Chicago won series 4-0 and outscored Edmonton 21-8

MOST GOALS, BOTH TEAMS, FIVE-GAME SERIES:

52 – Oilers vs Los Angeles, 1987 Division Semi-Finals, Edmonton won series 4-1 and outscored Los Angeles 32-20 (NHL record)

MOST GOALS, ONE TEAM, FIVE-GAME SERIES:

Edmonton: 35

– Oilers vs Calgary, 1983 Division Finals, Edmonton won series 4-1 and outscored Calgary 35-13 (NHL record)

Opposition: 27

– Oilers vs Los Angeles, 1982 Division Semi-finals, Los Angeles won series 3-2 and outscored Edmonton 27-23

MOST GOALS, BOTH TEAMS, SIX-GAME SERIES:

69 – Oilers vs Chicago, 1985 Conference Finals, Edmonton won best of seven series 4-2 outscoring Chicago 44-25 (NHL record)

MOST GOALS, ONE TEAM, SIX-GAME SERIES:

Edmonton: 44

– Oilers vs Chicago, 1985 Conference Finals, Edmonton won series 4-2 and outscored Chicago 44-25 (NHL record)

Opposition: 29

– Oilers vs NY Islanders, 1981 Quarter-finals, New York won series 4-2 and outscored Edmonton 29-20

MOST GOALS, BOTH TEAMS, SEVEN-GAME SERIES:

60 – Oilers vs Calgary, 1984 Division Final, Edmonton won series 4-3 outscoring Calgary 33-27

MOST GOALS, ONE TEAM, SEVEN-GAME SERIES:

Edmonton: 33

– Oilers vs Calgary, 1984 Division Final, Edmonton won series 4-3 outscoring Calgary 33-27

Opposition: 27

– Oilers vs Calgary, 1984 Division Final, Edmonton won series 4-3 outscoring Calgary 33-27

FEWEST GOALS, BOTH TEAMS,**THREE-GAME SERIES:**

18 – Oilers vs Philadelphia,

1980 Preliminary Round, Philadelphia won series 3-0 and outscored Edmonton 12-6

– Oilers vs Los Angeles, 1985 Smythe Division Semi-final, Edmonton won series 3-0 and outscored Los Angeles 11-7

FEWEST GOALS, ONE TEAM, THREE-GAME SERIES:

Edmonton: 6

– Oilers vs Philadelphia, 1980 Preliminary Round, Philadelphia won series 3-0 and outscored Edmonton 12-6

Opposition: 5

– Oilers vs Vancouver, 1986 Preliminary Round, Edmonton won series 3-0 and outscored Vancouver 17-5

FEWEST GOALS, BOTH TEAMS, FOUR-GAME SERIES:

18 – Oilers vs Dallas Stars, 1999 Western Conference Quarter-Final. Dallas won series 4-0 and outscored Edmonton 11-7

**FEWEST GOALS, ONE TEAM, FOUR-GAME SERIES:**

- Edmonton: 6
- Oilers vs NY Islanders, 1983 Stanley Cup Finals, New York won series 4-0 and outscored Edmonton 17-6
- Opposition: 9
- Oilers vs Winnipeg, 1987 Division Finals, Edmonton won series 4-0 and outscored Winnipeg 17-9
 - Oilers vs Boston, 1988 Stanley Cup Final, Edmonton won series 4-0 and outscored Boston 18-9

FEWEST GOALS, BOTH TEAMS, FIVE-GAME SERIES:

- 14 – Oilers vs Dallas, 1998 Conference Semi-Finals, Dallas won series 4-1 and outscored Edmonton 9-5

FEWEST GOALS, ONE TEAM, FIVE-GAME SERIES:

- Edmonton: 5
- Oilers vs Dallas, 1998 Conference Semi-Finals, Dallas won series 4-1 and outscored Edmonton 9-5
- Opposition: 8
- Oilers vs Boston, 1990 Stanley Cup Final, Edmonton won series 4-1 and outscored Boston 20-8

FEWEST GOALS, BOTH TEAMS, SIX-GAME SERIES:

- 29 – Oilers vs Dallas, 2001 Western Conference Quarter Final. Dallas won series 4-2 and outscored Edmonton 16-13.

FEWEST GOALS, ONE TEAM, SIX GAME SERIES:

- Edmonton: 11
- Oilers vs Dallas, 2003 Western Conference Quarter Final. Dallas won series 4-2 and outscored Edmonton 20-11.
- Opposition: 12
- Oilers vs San Jose, 2006 Conference Semi-Final, Edmonton won series 4-2 and outscored San Jose 19-12

FEWEST GOALS, BOTH TEAMS, SEVEN-GAME SERIES:

- 35 – Oilers vs Colorado, 1998 Conference Quarter-Finals, Edmonton won series 4-3 and outscored Colorado 19-16
- 35 – Oilers vs Carolina, 2006 Stanley Cup Final, Carolina won series 4-3 and outscored Edmonton 19-16

FEWEST GOALS, ONE TEAM, SEVEN-GAME SERIES:

- Edmonton: 16
- Oilers vs Carolina, 2006 Stanley Cup Final. Carolina won series 4-3 and outscored Edmonton 19-16
- Opposition: 16
- Oilers vs Colorado, 1998 Conference Quarter-Finals, Edmonton won series 4-3 and outscored Colorado 19-16

MOST GOALS, BOTH TEAMS, ONE GAME:

- 18 – Oilers vs Los Angeles, April 8/82, Los Angeles won 10-8 (NHL record)

MOST GOALS, ONE TEAM, ONE GAME:

- Edmonton: 13
- Oilers vs Los Angeles, April 9/87, Edmonton won 13-3 (NHL record)
- Opposition: 10
- Oilers vs Los Angeles, April 8/82, Los Angeles won 10-8

MOST CONSECUTIVE GOALS, ONE TEAM, ONE GAME:

- Edmonton: 9
- Oilers vs Chicago, May 4/85, Edmonton won 11-2
- Opposition: 6
- Oilers at Los Angeles, April 10/82, Los Angeles won 6-5
 - Oilers at Chicago, May 16/92, Chicago won 8-2

MOST GOALS, BOTH TEAMS, ONE PERIOD:

- 8 – Oilers at Chicago, May 12/85, 1st period, Chicago won 8-6 and had 5 goals, Edmonton had 3 goals
- Oilers vs Winnipeg, April 6/88, 3rd period, Oilers won 7-4 and scored 6 goals, Winnipeg scored 2
 - Oilers vs Anaheim, May 23/06, 3rd period of Game 3 of Conference Final. Oilers won 5-4 and had 4 goals, Anaheim scored 4 goals.

MOST GOALS, ONE TEAM, ONE PERIOD:

- Edmonton: 6
- Oilers vs Los Angeles, April 9/87, 1st period, Edmonton won 13-3
 - Oilers vs Winnipeg, April 6/88, 3rd period, Edmonton won 7-4
- Opposition: 5
- Oilers vs Los Angeles, April 7/82, 2nd period, Los Angeles won 10-8
 - Oilers at Los Angeles, April 10/82, 3rd period, Los Angeles won 6-5
 - Oilers at Minnesota, April 28/84, 2nd period, Edmonton won 8-5
 - Oilers at Chicago, May 12/85, 1st period, Chicago won 8-6

POINTS**MOST POINTS, BOTH TEAMS, ONE GAME:**

- 46 – Oilers vs Los Angeles, April 7/82, Los Angeles won 10-8 and had 15 assists, Edmonton had 13 assists

MOST POINTS, ONE TEAM, ONE GAME:

- Edmonton: 33
- Oilers vs Los Angeles, April 9/87, Edmonton won 13-3 and had 20 assists
- Opposition: 25
- Oilers vs Los Angeles, April 7/82, Los Angeles won 10-8 and had 15 assists

**MOST POINTS, BOTH TEAMS, ONE PERIOD:**

23 – Oilers vs Winnipeg, April 6/88,
3rd period, Edmonton won 7-4 and
scored 6 goals, 12 assists, Winnipeg
scored 2 goals, 3 assists

MOST POINTS, ONE TEAM, ONE PERIOD:

Edmonton: 18
– Oilers vs Winnipeg, April 6/88,
3rd period, Edmonton won 7-4 and had
6 goals, 12 assists
Opposition: 14
– Oilers at Los Angeles, April 10/82,
3rd period, Los Angeles won 6-5 and
had 5 goals, 9 assists
– Oilers at Minnesota, April 28/84,
2nd period, Edmonton won 8-5,
Minnesota had 5 goals, 9 assists
– Oilers at Chicago, May 12/85, 1st period,
Chicago won 8-6, Chicago had 5 goals
and 9 assists

SHOTS**MOST SHOTS, BOTH TEAMS, ONE GAME:**

97 – Oilers vs Calgary, April 13/84,
Calgary won 6-5 and had 50 shots,
Edmonton had 47 shots

MOST SHOTS, ONE TEAM, ONE GAME:

Edmonton: 58
– Oilers vs San Jose, May 10/06,
Edmonton won 3-2 in triple overtime
Opposition: 57
– Oilers at Detroit, April 21/06,
Detroit won 3-2 in double overtime

MOST SHOTS, BOTH TEAMS, ONE PERIOD:

35 – Oilers vs Winnipeg, April 4/84,
1st period, Edmonton won 9-2 and
had 19 shots, Winnipeg had 16 shots

MOST SHOTS, ONE TEAM, ONE PERIOD:

Edmonton: 22
– Oilers vs Dallas, April 16/2000,
1st period, Edmonton won 5-2
Opposition: 25
– Oilers vs Anaheim, May 25/06,
2nd period, Anaheim won 6-3

FEWEST SHOTS, BOTH TEAMS, ONE GAME:

36 – Oilers vs Boston, May 18/88
Edmonton won 2-1 and had 22 shots.
Boston had 14 shots
36 – Oilers at Dallas, May 9/98
Edmonton won 2-0 and had 21 shots.
Dallas had 15 shots

FEWEST SHOTS, ONE TEAM, ONE GAME:

Edmonton: 13
– Oilers at Dallas, April 21/99,
Dallas won 2-1.
– Oilers at Dallas, April 11/03,
Dallas won 6-1.
Opposition: 12
– Oilers vs Boston, May 20/88,
Edmonton won 4-2.

FEWEST SHOTS, BOTH TEAMS, ONE PERIOD:

7 – Oilers at Dallas, April 21/99,
1st period. Dallas won 2-1 and had 3 shots.
Edmonton had 4 shots.

FEWEST SHOTS, ONE TEAM, ONE PERIOD:

Edmonton: 1
– Oilers at Los Angeles, April 22/90, 1st period,
Edmonton won 5-4
– Oilers at Vancouver, May 4/92,
1st period, Vancouver won 4-0
Opposition: 0
– Oilers at Dallas, May 9/98,
1st period, Edmonton won 2-0

PENALTIES**MOST PENALTIES, BOTH TEAMS, ONE SERIES:**

155 – Oilers vs Calgary, 1986 Divisional
Final. Calgary won series 4-3 and
received 59 minors, 7 majors,
4 misconducts, and 1 game
misconduct. Edmonton received 66
minors, 10 majors, 6 misconducts
and 2 game misconducts

MOST PENALTIES, ONE TEAM, ONE SERIES:

Edmonton: 84
– Oilers vs Calgary, 1986 Division Finals.
Calgary won series 4-3. Edmonton
received 66 minors, 10 majors,
6 10-minute misconducts and
2 game misconducts
Opposition: 75
– Oilers vs Winnipeg, 1988 Division
Semi-Final. Edmonton won series 4-1.
Winnipeg received 64 minors, 5 majors,
and 6 10-minute misconducts

MOST PENALTIES, BOTH TEAMS, ONE GAME:

54 – Oilers at Los Angeles, April 10/82,
Edmonton received 17 minors,
3 majors, and 7 10-minute misconducts,
Los Angeles received 18 minors, 2 majors,
6 10-minute misconducts, and
1 game misconduct

MOST PENALTIES, ONE TEAM, ONE GAME:

Edmonton: 29
– Oilers at Calgary, April 24/86, Edmonton
received 20 minors, 4 majors,
4 misconducts and 1 game misconduct
Opposition: 27
– Oilers at Los Angeles, April 10/82,
Los Angeles received 18 minors, 2 majors,
6 misconducts and 1 game misconduct

MOST PENALTIES, BOTH TEAMS, ONE PERIOD:

28 – Oilers at Los Angeles, April 20/92,
3rd period, Edmonton received
9 minors, 1 major, 4 misconducts.
Los Angeles received 9 minors,
1 major and 4 misconducts

**MOST PENALTIES, ONE TEAM, ONE PERIOD:**

Edmonton: 15

- Oilers at Calgary, April 24/86, 3rd period, Edmonton received 6 minors, 4 majors, 4 misconducts and 1 game misconduct
- Oilers at Dallas, April 11/03, 3rd period, Edmonton received 11 minors, 1 major, 2 misconducts and 1 match

Opposition: 14

- Oilers at Los Angeles, April 10/82, 3rd period, Los Angeles received 5 minors, 2 majors, 6 10-minute misconducts, and 1 game misconduct
- Oilers at Los Angeles, April 20/92, 3rd period, Los Angeles received 9 minors, 1 major and 4 misconducts

PENALTY MINUTES**MOST PENALTY MINUTES, BOTH TEAMS, ONE SERIES:**

- 465 – Oilers vs Calgary, 1986 Division Finals. Calgary won series 4-3 and had 203 penalty minutes. Edmonton had 262 penalty minutes

MOST PENALTY MINUTES, ONE TEAM, ONE SERIES:

Edmonton: 262

- Oilers vs Calgary, 1986 Division Finals. Calgary won series 4-3, Edmonton received 66 minors, 10 majors, 6 misconducts and 2 game misconducts
- Opposition: 213
- Oilers vs Winnipeg, 1988 Division Semi-Final. Edmonton won series 4-1. Winnipeg received 64 minors, 5 majors and 6 10-minute misconducts

MOST PENALTY MINUTES, BOTH TEAMS, ONE GAME:

- 227 – Oilers at Los Angeles, April 10/82, Edmonton received 18 minors, 3 majors and 6 10-minute misconducts for 111 minutes, Los Angeles received 18 minors, 2 majors, 6 10 minute misconducts and 1 game misconduct for 116 minutes

MOST PENALTY MINUTES, ONE TEAM, ONE GAME:

Edmonton: 111

- Oilers at Los Angeles, April 10/82, Edmonton received 18 minors, 3 majors and 6 10-minute misconducts for 111 minutes
- Opposition: 116
- Oilers at Los Angeles, April 10/82, Los Angeles received 18 minors, 2 majors, 6 10-minute misconducts and 1 game misconduct for 116 minutes

MOST PENALTY MINUTES, BOTH TEAMS, ONE PERIOD:

- 161 – Oilers at Los Angeles, April 10/82, 3rd period, Edmonton received 3 minors, 3 majors and 5 10-minute misconducts for 71 minutes, Los Angeles received 5 minors, 2 majors, 6 10-minute misconducts and 1 game misconduct for 90 minutes

MOST PENALTY MINUTES, ONE TEAM, ONE PERIOD:

Edmonton: 82

- Oilers at Calgary, April 24/86, 3rd period, Edmonton received 6 minors, 4 majors, 4 misconducts and 1 game misconduct
- Opposition: 90
- Oilers at Los Angeles, April 10/82, 3rd period, Los Angeles received 5 minors, 2 majors, 6 10-minute misconducts and 1 game misconduct for 90 minutes

POWERPLAY GOALS**MOST POWERPLAY GOALS,****ONE PLAYOFF YEAR:**

30 – 1988

MOST POWERPLAY GOALS, BOTH TEAMS, ONE SERIES:

- 21 – Oilers vs NY Islanders, 1981 Quarter Finals, New York won series 4-2 and had 13 powerplay goals, Edmonton had 8 powerplay goals (Ties NHL record)

MOST POWERPLAY GOALS, ONE TEAM, ONE SERIES:

Edmonton: 10

- Oilers vs Winnipeg, 1988 Division Semi-Final. Edmonton won series 4-1
 - Oilers vs Los Angeles, 1992 Division Semi-Final. Edmonton won series 4-2
- Opposition: 13
- Oilers vs NY Islanders, 1981 Quarter Finals, New York won series 4-2

MOST POWERPLAY GOALS, BOTH TEAMS, ONE GAME:

- 7 – Oilers at Minnesota, April 28/84, Edmonton won 8-5 and had 3 powerplay goals, Minnesota had 4 powerplay goals (NHL record)
- Oilers vs Chicago, May 14/85, Edmonton won 10-5 and had 3 powerplay goals, Chicago had 4 powerplay goals (Ties NHL record)
 - Oilers vs Los Angeles, April 9/87, Edmonton won 13-3 and had 5 powerplay goals, Los Angeles had 2 powerplay goals (Ties NHL record)

**MOST POWERPLAY GOALS, ONE TEAM, ONE GAME:**

- Edmonton: 5
- Oilers vs Los Angeles, April 9/87, Edmonton won 13-3
- Opposition: 4
- Oilers at NY Islanders, April 17/81, New York won 6-3
- Oilers vs Los Angeles, April 7/82, Los Angeles won 10-8
- Oilers at Minnesota, April 28/84, Edmonton won 8-5
- Oilers vs Chicago, May 14/85, Edmonton won 10-5

MOST POWERPLAY GOALS, BOTH TEAMS, ONE PERIOD:

- 5 – Oilers at Minnesota, April 28/84, 2nd period, Edmonton won 8-5 and had 1 powerplay goal, Minnesota had 4 powerplay goals (NHL record)

MOST POWERPLAY GOALS, ONE TEAM, ONE PERIOD:

- Edmonton: 2
- Oilers vs Los Angeles, April 13/82, 1st period, Los Angeles won 7-4
- Oilers vs Calgary, April 15/83, 3rd period, Edmonton won 5-1
- Oilers vs NY Islanders, May 19/84, 2nd period, Edmonton won 5-2
- Oilers vs Philadelphia, May 28/85, 1st period, Edmonton won 5-3
- Oilers vs Los Angeles, April 9/87, 1st period, Edmonton won 13-3
- Oilers vs Los Angeles, April 9/87, 3rd period, Edmonton won 13-3
- Oilers vs Winnipeg, April 6/88, 3rd period, Edmonton won 7-4
- Oilers at Winnipeg, April 10/88, 2nd period, Edmonton won 5-3
- Oilers vs Winnipeg, April 12/88, 1st period, Edmonton won 6-2
- Oilers vs Winnipeg, April 12/88, 2nd period, Edmonton won 6-2
- Oilers vs Boston, May 20/88, 1st period, Edmonton won 4-2
- Oilers vs Winnipeg, April 4/90, 1st period, Winnipeg won 7-5
- Oilers vs Los Angeles, April 20/90, 3rd period, Edmonton won 6-1
- Oilers vs Calgary, April 10/91 2nd period, Edmonton won 5-2
- Oilers vs Minnesota, May 4/91 1st period, Edmonton won 7-2
- Oilers vs Los Angeles, April 22/92, 3rd period, Edmonton won 4-3
- Oilers at Vancouver, May 10/92, 2nd period, Vancouver won 4-3
- Oilers at Dallas, April 14/01, 1st period, Edmonton won 4-3
- Oilers vs Detroit, May 1/06, 3rd period, Edmonton won 4-3
- Oilers at San Jose, May 14/06, 3rd period, Edmonton won 6-3

- Oilers vs Anaheim, May 23/06, 3rd period, Edmonton won 5-4
- Oilers vs Carolina, June 17/06, 3rd period, Edmonton won 4-0
- Opposition: 4
- Oilers at Minnesota, April 28/84, 2nd period, Edmonton won 8-5 (NHL record)

SHORTHANDED GOALS**SHORTHANDED GOALS, ONE PLAYOFF YEAR:**
10 – 1983 (NHL record)**SHORTHANDED GOALS, BOTH TEAMS, ONE SERIES:**

- 7 – Oilers vs Calgary, 1983 Division Finals, Edmonton won series 4-1 and had 5 shorthanded goals, Calgary had 2 shorthanded goals (Ties NHL record)

MOST SHORTHANDED GOALS, ONE TEAM, ONE SERIES:

- Edmonton: 5
- Oilers vs Calgary, 1983 Division Finals, Edmonton won series 4-1 (Ties NHL record)
- Opposition: 2
- Oilers vs NY Islanders, 1981 Quarter Finals, New York won series 4-2
- Oilers vs Calgary, 1983 Division Finals, Edmonton won series 4-1
- Oilers vs Calgary, 1984 Division Finals, Edmonton won series 4-3
- Oilers vs Winnipeg, 1985 Division Finals, Edmonton won series 4-0
- Oilers vs Winnipeg, 1988 Division Semi-Final, Edmonton won series 4-1

MOST SHORTHANDED GOALS, BOTH TEAMS, ONE GAME:

- 3 – Oilers at Calgary, April 17/83, Edmonton won 10-2 and had 3 shorthanded goals
- Oilers at Winnipeg, April 9/88, Winnipeg won 6-4 and scored 2 shorthanded goals. Edmonton scored 1 shorthanded goal.

MOST SHORTHANDED GOALS, ONE TEAM, ONE GAME:

- Edmonton: 3
- Oilers at Calgary, April 17/83, Edmonton won 10-2 (Ties NHL record)
- Opposition: 2
- Oilers at Winnipeg, April 9/88, Winnipeg won 6-4.

MOST SHORTHANDED GOALS, BOTH TEAMS, ONE PERIOD

- 2 – Oilers vs Calgary, April 14/83, 3rd period, Edmonton won 6-3 and had 1 shorthanded goal, Calgary had 1 shorthanded goal
- Oilers vs Chicago, April 24/83, 3rd period, Edmonton won 8-4 and had 2 shorthanded goals, Chicago had 0 shorthanded goals
- Oilers at Winnipeg, April 9/88, 2nd period, Winnipeg won 6-4 and scored 1 shorthanded goal. Edmonton scored 1 shorthanded goal.



MOST SHORTHANDED GOALS, ONE TEAM, ONE PERIOD:

Edmonton: 2

- Oilers vs Chicago, April 24/83, 3rd period, Edmonton won 8-4 (Ties NHL record)

Opposition: 1

FASTEST GOALS

FASTEST FIVE GOALS, BOTH TEAMS:

5 Minutes, 12 Seconds

- Oilers at Minnesota, April 28/84, 2nd period. Scorers Mark Napier, North Stars, 8:48, Mark Napier, North Stars, 10:22, Neal Broten North Stars, 12:04, Neal Broten, North Stars, 12:36; Paul Coffey, Oilers, 14:00, Edmonton won 8-5

FASTEST FIVE GOALS, ONE TEAM:

Edmonton: 5 Minutes, 44 Seconds

- Oilers at Minnesota, April 28/84, 3rd period. Scorers: Jari Kurri 4:58; Glenn Anderson 6:06; Ken Linseman 7:05; Mark Messier 10:10; Wayne Gretzky 10:42, Edmonton won 8-5

Opposition: 8 Minutes, 27 Seconds

- Oilers at Minnesota, April 28/84, 2nd period. Scorers: Brad Maxwell 4:09; Mark Napier 8:48, Mark Napier 10:22; Neal Broten 12:04; Neal Broten 12:36, Edmonton won 8-5

FASTEST FOUR GOALS, BOTH TEAMS:

2 Minutes, 30 Seconds

- Oilers at Chicago, May 12/85, 1st period. Scorers: Denis Savard, Chicago, 17:05; Jaroslav Pouzar, Edmonton, 17:20; Curt Fraser, Chicago, 18:17; Al Secord, Chicago, 19:35, Chicago won 8-6

FASTEST FOUR GOALS, ONE TEAM:

Edmonton: 4 Minutes, 25 Seconds

- Oilers vs Los Angeles, April 20/90, 3rd period. Scorers: Jari Kurri 13:14; Mark Lamb 14:29, Esa Tikkanen 16:38; Craig MacTavish 17:39, Edmonton won 6-1

Opposition: 3 Minutes, 48 Seconds

- Oilers at Minnesota, April 28/84, 2nd period. Scorers: Mark Napier 8:48; Mark Napier 10:22; Neal Broten 12:04; Neal Broten 12:36, Edmonton won 8-5

FASTEST THREE GOALS, BOTH TEAMS:

31 Seconds

- Oilers vs Philadelphia, May 25/85, 1st period. Scorers: Wayne Gretzky, Edmonton, 1:10, 1:25; Derrick Smith, Philadelphia, 1:41; Edmonton won 4-3 (NHL record)

FASTEST THREE GOALS, ONE TEAM:

Edmonton: 1 Minute, 48 Seconds

- Oilers vs Winnipeg, April 6/83, 1st period. Scorers: Ken Linseman 14:10; Dave Hunter 14:17; Wayne Gretzky 15:58, Edmonton won 6-3

Opposition: 1 Minute, 26 Seconds

- Oilers at Chicago, May 16/92, 2nd period. Scorers: Mike Peluso 2:51; Jeremy Roenick 3:20; Steve Smith 4:17, Chicago won 8-2

FASTEST TWO GOALS, BOTH TEAMS:

11 Seconds

- Oilers vs Calgary, April 8/91, 1st period. Scorers: Joe Nieuwendyk, Calgary, 2:03; Esa Tikkanen, Edmonton, 2:14; Edmonton won 4-3

FASTEST TWO GOALS, ONE TEAM:

Edmonton: 7 Seconds

- Oilers vs Winnipeg, April 6/83, 1st period. Scorers: Ken Linseman 14:10; Dave Hunter 14:17, Edmonton won 6-3

- Oilers vs Chicago, May 7/85, 3rd period. Scorers: Jari Kurri 19:36; Glenn Anderson 19:43 (both ENG), Edmonton won 7-3

Opposition: 11 Seconds

- Oilers at Los Angeles, April 22/90, 1st period. Scorers: Larry Robinson 19:20; Todd Elik 19:31, Edmonton won 5-4

FASTEST THREE GOALS FROM THE START OF A GAME, BOTH TEAMS:

1 Minute, 41 Seconds

- Oilers vs Philadelphia, May 25/85. Scorers: Wayne Gretzky, Oilers, 1:10; Wayne Gretzky, Oilers 1:25; Derrick Smith, Philadelphia, 1:41; Edmonton won 4-3

FASTEST THREE GOALS FROM THE START OF A GAME, ONE TEAM:

Edmonton: 6 Minutes, 26 Seconds

- Oilers vs Los Angeles, April 9/87. Scorers: Jari Kurri 2:51; Glenn Anderson 5:17; Jari Kurri 6:26, Oilers won 13-3

Opposition: 12 Minutes, 4 Seconds

- Oilers at Winnipeg, April 10/90. Scorers: Mark Kumpel 4:55; Pat Elynuik 11:42; Doug Evans 12:04, Winnipeg won 4-3 in double overtime

FASTEST THREE GOALS FROM THE START OF A PERIOD, BOTH TEAMS:

1 Minute, 41 Seconds

- Oilers vs Philadelphia, May 25/85, 1st period. Scorers: Wayne Gretzky, Oilers, 1:10; Wayne Gretzky, Oilers, 1:25; Derrick Smith, Philadelphia, 1:41; Edmonton won 4-3

**FASTEST THREE GOALS FROM THE START OF A PERIOD,****ONE TEAM:**

Edmonton: 5 Minutes, 1 Second
– Oilers vs Detroit, May 5/88,
3rd period. Scorers: Mark Messier 0:48;
Jari Kurri 1:18; Craig Simpson 5:01,
Edmonton won 5-3

Opposition: 4 Minutes, 30 Seconds
– Oilers at NY Islanders, April 16/81,
2nd period. Scorers: John Tonelli 2:46;
Hector Marini 3:33; Denis Potvin 4:30,
New York won 8-2

FASTEST TWO GOALS FROM THE START OF A GAME,**BOTH TEAMS:**

4 Minutes, 19 Seconds
– Oilers vs Detroit, May 11/88.
Scorers: Craig Simpson, Edmonton, 0:47;
Brent Ashton, Detroit, 4:19, Edmonton
won 8-4

FASTEST TWO GOALS FROM THE START OF A GAME,**ONE TEAM:**

Edmonton: 1 Minute, 25 Seconds
– Oilers vs Philadelphia, May 25/85.
Scorers: Wayne Gretzky 1:10;
Wayne Gretzky 1:25; Edmonton won 4-3
Opposition: 5 Minutes, 48 Seconds
– Oilers at NY Islanders, May 12/84.
Scorers: Bryan Trottier 0:53; Greg Gilbert
5:48, New York won 6-1

FASTEST TWO GOALS FROM THE START OF A PERIOD,**BOTH TEAMS:**

2 Minutes, 4 Seconds
– Oilers vs Winnipeg, April 4/90,
2nd period. Scorers: Mark Messier,
Oilers, 0:35; Moe Mantha, Jets, 2:04,
Winnipeg won 7-5

FASTEST TWO GOALS FROM THE START OF A PERIOD,**ONE TEAM:**

Edmonton: 1 Minute, 18 Seconds
– Oilers vs Detroit, May 5/88,
3rd period. Scorers: Mark Messier 0:48;
Jari Kurri 1:18; Edmonton won 5-3
Opposition: 35 Seconds
– Oilers at NY Islanders, May 19/84,
3rd period. Scorers: Pat LaFontaine 0:13;
Pat LaFontaine 0:35, Edmonton won 5-2



OKLAHOMA CITY BARONS

Member of the American Hockey League



TEAM ADDRESS:

615 N. Hudson, Suite 100
Oklahoma City, OK 73102
Phone: 405-232-4625 • Fax: 405-232-4622
Website: www.okcbarons.com
Box Office: 1-800-745-3000
Box Office Website: www.ticketmaster.com
Facebook: facebook.com/okcbarons
Twitter: @okcbaronshockey (general marketing) & @baronsgameday (game update/hockey ops specific)

ARENA ADDRESS:

Cox Convention Center
1 Myriad Gardens
Oklahoma City, OK 73102
Phone: 405-602-8500
Fax: 405-602-8505
Facebook: facebook.com/coxconventioncenter
Twitter: @coxconcenter

TEAM INFORMATION

Club Colors: navy blue, white, tan, red
Website: www.okcbarons.com
Home Arena: Cox Convention Center
Seating Capacity: 6,400
Dimensions of Ice Surface: 200' X 85'
Ticket Prices: \$36, \$26, \$19, \$15, \$10 (tickets \$2 more day of game)
Press Box Locations: Bottom of Sections 409 and 411
Flagship Radio Station: 96.1 KXY
Time Zone: Central

Owner and President of Prodigal LLC	Bob Funk Jr
General Manager NA
Head Coach Todd Nelson
Assistant Coaches Gerry Fleming, Tony Borgford
Hockey Operations Manager Chris Dashney
Athletic Trainer Josh Bennett, ATC
Head Equipment Manager Matt Mitchell
Assistant Equipment Manager Al Oman
Senior Executive Vice President, Operations Mindy Lummus
Senior Executive Vice President, Development John Allgood
Executive Vice President, Sales Jon Beilstein
Vice President, Communications Josh Evans
Digital Marketing Cassie Gage
Digital Media Carter Baum
Director of Partnership Sales Mark Pritchard
Senior Partnership Account Executive Mike Storzyszyn
Partnership Account Executive Cole Butcher
Director, Ticket Sales Brian Chandler
Director Community Outreach Steve Durkee
Director of Operations Jeff Kretchmar
Event Production Coordinators Bill Walton, Kristina Davis
Ticket Operations Manager Stacie Rathbun
Account Executives Chris Halley, Kyle Bieschke, Arick Downard, Daniel Chalger, Samantha Lapointe, Chelsey Hanle, Lauren Doggett



Todd Nelson
Head Coach



Gerry Fleming
Assistant Coach



Tony Borgford
Assistant Coach

OKLAHOMA CITY BARONS 2014-15 SCHEDULE

Sat 10/11/14	Oklahoma City @ San Antonio	7:00 PM	Thu 12/18/14	Oklahoma City @ Charlotte	7:00 PM	Tue 2/24/15	Texas @ Oklahoma City	7:00 PM
Fr 10/17/14	Texas @ Oklahoma City	7:00 PM	Sat 12/20/14	Rockford @ Oklahoma City	7:00 PM	Fri 2/27/15	San Antonio @ Oklahoma City	7:00 PM
Sat 10/18/14	San Antonio @ Oklahoma City	7:00 PM	Sun 12/21/14	Rockford @ Oklahoma City	2:00 PM	Sat 2/28/15	San Antonio @ Oklahoma City	7:00 PM
Fri 10/24/14	Texas @ Oklahoma City	7:00 PM	Sat 12/27/14	Oklahoma City @ San Antonio	7:00 PM	Wed 3/4/15	Oklahoma City @ Grand Rapids	7:00 PM
Sat 10/25/14	Oklahoma City @ Texas	7:00 PM	Sun 12/28/14	Charlotte @ Oklahoma City	4:00 PM	Fri 3/6/15	Oklahoma City @ Rockford	7:00 PM
Wed 10/29/14	Oklahoma City @ Texas	7:30 PM	Wed 12/31/14	Charlotte @ Oklahoma City	6:00 PM	Sun 3/8/15	Oklahoma City @ Milwaukee	3:00 PM
Sat 11/1/14	Iowa @ Oklahoma City	7:00 PM	Fri 1/2/15	Oklahoma City @ Lake Erie	7:30 PM	Sat 3/10/15	Milwaukee @ Oklahoma City	7:00 PM
Sun 11/2/14	Iowa @ Oklahoma City	4:00 PM	Sat 1/6/15	Oklahoma City @ Lake Erie	7:00 PM	Sat 3/14/15	Charlotte @ Oklahoma City	7:00 PM
Sat 11/8/14	Toronto @ Oklahoma City	7:00 PM	Tue 1/6/15	Texas @ Oklahoma City	7:00 PM	Sun 3/15/15	Charlotte @ Oklahoma City	4:00 PM
Sun 11/9/14	Oklahoma City @ San Antonio	4:00 PM	Fri 1/9/15	Oklahoma City @ Adirondack	7:00 PM	Tue 3/17/15	Milwaukee @ Oklahoma City	7:00 PM
Tue 11/11/14	San Antonio @ Oklahoma City	10:35 AM	Sat 1/10/15	Oklahoma City @ Rochester	7:05 PM	Fri 3/20/15	San Antonio @ Oklahoma City	7:00 PM
Fri 11/14/14	Oklahoma City @ San Antonio	7:00 PM	Sun 1/11/15	Oklahoma City @ Hamilton	3:00 PM	Sat 3/21/15	Chicago @ Oklahoma City	7:00 PM
Sat 11/15/14	Oklahoma City @ Iowa	7:00 PM	Fri 1/16/15	Texas @ Oklahoma City	7:00 PM	Sun 3/22/15	Chicago @ Oklahoma City	4:00 PM
Tue 11/18/14	Oklahoma City @ San Antonio	10:30 AM	Sat 1/17/15	Texas @ Oklahoma City	7:00 PM	Wed 3/25/15	Oklahoma City @ Toronto	11:00 AM
Fri 11/21/14	Charlotte @ Oklahoma City	7:00 PM	Sun 1/18/15	Rochester @ Oklahoma City	4:00 PM	Fri 3/27/15	Oklahoma City @ Utica	7:00 PM
Sat 11/22/14	Charlotte @ Oklahoma City	7:00 PM	Thu 1/22/15	Oklahoma City @ Charlotte	7:00 PM	Sat 3/28/15	Oklahoma City @ Adirondack	7:00 PM
Wed 11/26/14	Oklahoma City @ Texas	7:30 PM	Fri 1/23/15	Oklahoma City @ Charlotte	7:00 PM	Thu 4/2/15	Oklahoma City @ Charlotte	7:00 PM
Fri 11/28/14	Oklahoma City @ Texas	7:30 PM	Fri 1/30/15	Lake Erie @ Oklahoma City	7:00 PM	Fri 4/3/15	Oklahoma City @ Charlotte	7:00 PM
Sat 11/29/14	Oklahoma City @ San Antonio	7:00 PM	Sat 1/31/15	Lake Erie @ Oklahoma City	7:00 PM	Tue 4/7/15	San Antonio @ Oklahoma City	7:00 PM
Tue 12/2/14	Utica @ Oklahoma City	7:00 PM	Sat 2/7/15	Oklahoma City @ San Antonio	7:00 PM	Fri 4/10/15	Oklahoma City @ Iowa	7:00 PM
Fri 12/5/14	Oklahoma City @ Grand Rapids	7:00 PM	Sun 2/8/15	Oklahoma City @ Texas	5:00 PM	Sat 4/11/15	Oklahoma City @ Chicago	7:00 PM
Sat 12/6/14	Oklahoma City @ Milwaukee	7:00 PM	Fri 2/13/15	Oklahoma City @ Chicago	7:00 PM	Tue 4/14/15	Hamilton @ Oklahoma City	7:00 PM
Wed 12/10/14	Oklahoma City @ Iowa	7:30 PM	Sat 2/14/15	Oklahoma City @ Rockford	7:00 PM	Fri 4/17/15	Iowa @ Oklahoma City	7:00 PM
Fri 12/12/14	Grand Rapids @ Oklahoma City	7:00 PM	Sun 2/15/15	Oklahoma City @ Iowa	4:00 PM	Sat 4/18/15	Iowa @ Oklahoma City	7:00 PM
Sat 12/13/14	Grand Rapids @ Oklahoma City	7:00 PM	Fri 2/20/15	Adirondack @ Oklahoma City	7:00 PM			
Tue 12/16/14	Oklahoma City @ Charlotte	7:00 PM	Sat 2/21/15	Adirondack @ Oklahoma City	7:00 PM			

*All times listed as central time



OKLAHOMA CITY BARONS 2013-14 INDIVIDUAL STATS

#	PLAYER	GP	G	A	PTS	+/-	PIM	PP	SHG	SOG	SH%
15	Roman Horak (total)	66	23	32	55	10	22	8	0	165	13.9
	ABB	13	2	5	7	-4	6	1	0	39	5.1
	OKC	53	21	27	48	14	16	7	0	126	16.7
16	Anton Lander	46	18	34	52	7	30	10	0	120	15.0
29	Brad Hunt	66	11	39	50	7	34	9	0	170	6.5
11	Matthew Ford	73	25	22	47	-1	71	12	0	184	13.6
27	Taylor Fedun	65	10	28	38	6	51	6	0	190	5.3
18	Andrew Miller	52	8	26	34	3	14	2	0	100	8.0
23	Linus Omark (X)	29	14	15	29	-7	18	5	0	59	23.7
20	C.J. Stretch	72	13	16	29	-17	62	3	0	128	10.2
26	Mark Arcobello	15	10	18	28	11	6	4	0	56	17.9
13	Steve Pinizzotto (total)	51	12	13	25	-1	183	3	0	78	15.4
	SA	21	6	1	7	0	67	1	0	39	15.4
	OKC	30	6	12	18	-1	116	2	0	39	15.4
14	Will Acton	47	12	11	23	1	74	1	3	86	14.0
9	Tyler Pitlick	39	8	14	22	6	10	3	1	100	8.0
40	Martin Gernat	57	4	17	21	-12	26	0	0	91	4.4
19	Austin Fyten	47	7	13	20	7	31	0	0	71	9.9
17	Derek Nesbitt (X)	38	10	9	19	-9	16	4	0	102	9.8
10	Curtis Hamilton	43	8	8	16	-7	23	0	1	58	13.8
12	Ryan Hamilton	30	7	9	16	-1	26	2	0	49	14.3
3	Brandon Davidson	68	5	8	13	-5	58	0	0	86	5.8
21	Travis Ewanyk	68	7	5	12	-10	100	0	0	86	8.1
6	David Musil	61	2	10	12	-10	54	0	0	51	3.9
23	Jack Combs (total)	48	5	6	11	-9	34	1	0	108	4.6
	SA	19	0	2	2	1	18	0	0	37	0.0
	OKC	29	5	4	9	-10	16	1	0	71	7.0
7	Ryan Martindale (X)	22	3	7	10	-8	8	1	0	38	7.9
8	Oscar Klefbom	48	1	9	10	-8	10	0	0	49	2.0
37	Denis Grebeshkov	39	2	7	9	-10	20	1	0	24	8.3
39	Ben Eager	44	6	2	8	-7	136	0	0	77	7.8
28	Martin Marincin (X)	24	3	4	7	5	4	0	0	41	7.3
36	Philip Larsen (X)	7	1	6	7	-4	4	1	0	19	5.3
22	Kale Kessy	54	2	4	6	-12	88	0	0	40	5.0
28	Ryan Jones (X)	4	2	0	2	-2	2	1	0	11	18.2
15	Joel Broda (X)	8	1	1	2	-3	8	0	0	21	4.8
7	Greg Miller (total) (X)	13	0	2	2	-2	2	0	0	10	0.0
	BRI	9	0	0	0	-2	0	0	0	9	0.0
	OKC	4	0	2	2	0	2	0	0	1	0.0
30	Richard Bachman	52	0	2	2	0	0	0	0	0	0.0
38	Jordan Oesterle	4	1	0	1	-3	2	1	0	5	20.0
36	Greg Chase	5	1	0	1	1	4	0	0	5	20.0
17	Alex Lavoie (X)	7	1	0	1	-2	0	0	0	9	11.1
32	Mitch Holmberg (X)	1	0	1	1	-1	0	0	0	2	0.0
35	Frans Tuohimaa	1	0	1	1	0	0	0	0	0	0.0
5	Erik Burgdoerfer (X)	3	0	1	1	0	4	0	0	2	0.0
32	Mario Lamoureux (X)	3	0	1	1	-1	4	0	0	3	0.0
1	Ty Rimmer (X)	3	0	1	1	0	0	0	0	0	0.0
17	Darnell Nurse	4	0	1	1	-1	0	0	0	9	0.0
34	Tyler Bunz (X)	5	0	1	1	0	0	0	0	0	0.0
42	Kellen Jones	5	0	1	1	-4	0	0	0	2	0.0
24	Joey Leach (X)	6	0	1	1	0	8	0	0	2	0.0
2	Corey Potter (X)	6	0	1	1	-5	4	0	0	6	0.0
2	Graeme Craig	1	0	0	0	0	0	0	0	1	0.0
37	Nicolas Tremblay (X)	1	0	0	0	0	2	0	0	0	0.0
4	Joshua Winquist	1	0	0	0	0	2	0	0	0	0.0
33	Ilya Bryzgalov (X)	2	0	0	0	0	0	0	0	0	0.0
35	Jason LaBarbera (X)	2	0	0	0	0	0	0	0	0	0.0
14	Justin Maylan (X)	4	0	0	0	-1	2	0	0	4	0.0
31	Olivier Roy (X)	4	0	0	0	0	0	0	0	0	0.0
41	Connor Jones	5	0	0	0	-3	2	0	0	18	0.0
25	Juhar Khaira	6	0	0	0	-1	2	0	0	13	0.0
35	Chet Pickard (X)	6	0	0	0	0	2	0	0	0	0.0
31	Laurent Brossoit (total) (X)	10	0	0	0	0	0	0	0	0	0.0
	ABB	2	0	0	0	0	0	0	0	0	0.0
	OKC	8	0	0	0	0	0	0	0	0	0.0
33	Steve MacIntyre	11	0	0	0	-3	34	0	0	4	0.0
25	Erick Lizon (X)	12	0	0	0	-1	25	0	0	3	0.0
	BENCH	76	4				10			4	
	TOTALS	76	239	399	634	-102	1241	76	5	2436	0.097
#	GOALIES	GP	MINS	W	L	SL	SO	GA	GAA	SVS	SV%
35	Frans Tuohimaa	1	64:57	1	0	0	0	2	1.85	38	0.950
35	Jason LaBarbera	2	124:25	0	1	1	0	4	1.93	82	0.953
1	Ty Rimmer	3	158:26	1	0	1	0	7	2.65	93	0.930
30	Richard Bachman	52	3073:59	26	19	6	2	153	2.99	1514	0.908
33	Ilya Bryzgalov	2	118:57	1	1	0	0	6	3.03	44	0.880
31	Olivier Roy	4	218:40	2	2	0	0	12	3.29	105	0.897
34	Tyler Bunz	5	231:34	2	1	1	0	14	3.63	127	0.901
31	Laurent Brossoit	10	510:40	2	6	0	0	34	3.99	241	0.876
		2	94:23	0	1	0	0	9	5.72	42	0.824
		8	416:17	2	5	0	0	25	3.60	199	0.888
35	Chet Pickard	6	202:18	1	2	0	0	18	5.34	105	0.854
	TOTALS	76	4639:54	36	31	9	2	247	3.19	2307	0.903

X - inactive, * - rookie



OKLAHOMA CITY BARONS 2014 PLAYOFFS INDIVIDUAL STATS

#	PLAYER	GP	G	A	PTS	+/-	PIM	PP	SHG	SOG	SH%
19	Austin Fyten	3	1	1	2	2	0	0	0	2	50.0
16	Anton Lander	3	1	1	2	-1	0	0	1	11	9.1
10	Curtis Hamilton	3	1	0	1	-2	2	0	0	6	16.7
15	Roman Horak	3	1	0	1	-2	0	0	0	7	14.3
29	Brad Hunt	3	1	0	1	-2	4	0	0	10	10.0
25	Jujhar Khaira	3	1	0	1	0	0	0	0	4	25.0
8	Oscar Klefbom	2	0	1	1	0	4	0	0	2	0.0
6	David Musil	2	0	1	1	0	0	0	0	2	0.0
14	Will Acton	3	0	1	1	-1	0	0	0	5	0.0
3	Brandon Davidson	3	0	1	1	1	0	0	0	3	0.0
21	Travis Ewanyk	3	0	1	1	2	4	0	0	6	0.0
27	Taylor Fedun	3	0	1	1	-2	4	0	0	3	0.0
17	Darnell Nurse	3	0	1	1	1	7	0	0	1	0.0
20	C.J. Stretch	3	0	1	1	0	6	0	0	1	0.0
40	Martin Gernat	1	0	0	0	-1	0	0	0	1	0.0
38	Jordan Oesterle	1	0	0	0	0	0	0	0	1	0.0
13	Steve Pinizzotto	1	0	0	0	1	14	0	0	1	0.0
4	Joshua Winquist	1	0	0	0	-1	0	0	0	1	0.0
39	Ben Eager	2	0	0	0	-1	4	0	0	3	0.0
9	Tyler Pitlick	2	0	0	0	0	0	0	0	4	0.0
30	Richard Bachman	3	0	0	0	0	0	0	0	0	0.0
23	Jack Combs	3	0	0	0	0	2	0	0	10	0.0
18	Andrew Miller	3	0	0	0	0	4	0	0	7	0.0
	BENCH	3	0				2			0	
	TOTALS	3	6	10	16	-6	57	0	1	91	0.066
#	GOALIES	GP	MINS	W	L	SL	SO	GA	GAA	SVS	SV%
30	Richard Bachman	3	199:44	0	3	0	0	9	2.70	96	0.914
	TOTALS	3	200:39	0	3	0	0	10	2.99	96	0.906

X - inactive, * - rookie



BAKERSFIELD CONDORS

Member of the ECHL

PHYSICAL ADDRESS:

Bakersfield Condors Professional Hockey
1001 Truxtun Ave.
Bakersfield, California 93301
TEL: 661-324-PUCK (7825)
FAX: 661-324-6929
Website: www.bakersfieldcondors.com
Twitter: @Condors
Facebook: www.facebook.com/bakersfieldcondors
YouTube: Condors.TV (www.youtube.com/bakersfieldcondors1)

NHL affiliate:
Edmonton Oilers
AHL affiliate:
Oklahoma City Barons

Arena: Rabobank Arena
Opened: 1998
Capacity: 8,732
Ticket office: (661) 852-7777



President.....	Matthew Riley
General Manager.....	John Olver
Head Coach.....	J.F. Houle
Assistant Coach.....	Ben Boudreau
Assistant Coach.....	Paul Willett
Vice President of Communications.....	Kevin Bartl
Vice President of Operations.....	Justin Fahsbender
Vice President of Ticket Sales and Service.....	Jose Rivera
Community Relations and Finance Assistant.....	Rachel Anderson
Finance Manager.....	Kelly Carter
Director, Creative Services.....	Ashleigh Cox
Director, Operations and Development.....	Andrew Critcher
Director, Business Development.....	Dione Gilmore
Community Relations and Fundraising Manager.....	Jay Hamann
Director, Media Relations and Broadcasting.....	Ryan Holt
Director, Ticket Sales and Sponsorships.....	Greg Lowe
Account Executives.....	Roger Parsons, Elisha McKinney
Head Athletic Trainer.....	Vince Fedorowich
Head Equipment Manager.....	Tim Abbott
Intern.....	Nick Finocchiaro
Front Office Assistant.....	Tori Gee



Matthew Riley
President



Jean-François Houle
Head Coach

BAKERSFIELD CONDORS 2014-15 SCHEDULE

(HOME GAMES IN BOLD)

OCTOBER									
October 17	Stockton	7:00 pm PDT	December 11	Ontario	7:00 pm PST	February 17	Alaska	7:00 pm PST	
October 18	Stockton	7:00 pm PDT	December 13	Utah	7:00 pm PST	February 21	Colorado	7:00 pm PST	
October 19	at Stockton	4:00 pm PDT	December 14	Utah	5:30 pm PST	February 25	Idaho	7:00 pm PST	
October 23	Alaska	7:00 pm PDT	December 17	at Alaska	7:15 pm AKST	February 27	Idaho	7:00 pm PST	
October 24	Idaho	7:00 pm PDT	December 19	at Alaska	7:15 pm AKST	February 28	Idaho	7:00 pm PST	
October 26	at Ontario	3:00 pm PDT	December 20	at Alaska	7:15 pm AKST	MARCH			
October 28	Ontario	7:00 pm PDT	December 26	Stockton	7:00 pm PST	March 2	Alaska	7:00 pm PST	
NOVEMBER			December 27	Stockton	7:00 pm PST	March 4	at Colorado	7:05 pm MST	
November 1	Ontario	7:00 pm PDT	JANUARY			March 6	at Colorado	7:05 pm MST	
November 2	at Ontario	3:00 pm PST	January 2	Stockton	7:00 pm PST	March 7	at Colorado	7:05 pm MST	
November 5	at Alaska	7:15 pm AKST	January 3	Ontario	7:00 pm PST	March 9	at Idaho	7:10 pm MDT	
November 7	at Alaska	7:15 pm AKST	January 7	at Ontario	7:00 pm PST	March 9	at Idaho	7:10 pm MDT	
November 8	at Alaska	7:15 pm AKST	January 9	Colorado	7:00 pm PST	March 11	at Idaho	7:10 pm MDT	
November 9	at Alaska	3:00 pm AKST	January 10	Colorado	7:00 pm PST	March 13	Utah	7:00 pm PDT	
November 14	Idaho	7:00 pm PST	January 14	at Ontario	7:00 pm PST	March 17	at Stockton	7:30 pm PDT	
November 16	Idaho	5:30 pm PST	January 16	Utah	7:00 pm PST	March 20	at Utah	7:00 pm MDT	
November 20	Stockton	10:35 am PST	January 17	Utah	7:00 pm PST	March 21	at Utah	7:00 pm MDT	
November 22	at Stockton	7:30 pm PST	January 23	at Utah	7:00 pm MST	March 24	Alaska	7:00 pm PDT	
November 23	at Stockton	4:00 pm PST	January 24	at Utah	7:00 pm MST	March 27	Ontario	7:00 pm PDT	
November 26	at Stockton	7:30 pm PST	January 27	Ontario	7:00 pm PST	March 28	Ontario	7:00 pm PDT	
November 29	Utah	7:00 pm PST	January 30	Utah	7:00 pm PST	APRIL			
DECEMBER			February 4	at Colorado	7:05 pm MST	April 1	at Ontario	7:00 pm PDT	
December 3	at Idaho	7:10 pm MST	February 6	at Utah	7:00 pm MST	April 3	at Ontario	7:00 pm PDT	
December 5	at Idaho	7:10 pm MST	February 7	at Utah	7:00 pm MST	April 7	Stockton	7:00 pm PDT	
December 6	at Idaho	7:10 pm MST	February 11	at Stockton	7:30 pm PST	April 10	Stockton	7:00 pm PDT	
December 10	at Ontario	7:00 pm PST	February 15	Alaska	5:30 pm PST	April 11	at Stockton	7:30 pm PDT	



BAKERSFIELD CONDORS 2014 INDIVIDUAL STATS

#	NAME	POS	GP	G	A	PTS	+/-	PIM	PPG	SHG	PT/G	PIMPG	SOG
27	Greg Miller (*)	LW	52	21	30	51	4	12	9	0	0.98	0.23	140
18	Jordan Knackstedt	RW	69	19	32	51	-9	101	4	0	0.74	1.46	169
77	Chase Schaber (*)	C	64	18	26	44	-1	63	3	0	0.69	0.98	125
12	Chris Collins	LW	61	16	28	44	1	67	4	1	0.72	1.1	185
24	Matt Thurber (*)	C	55	11	31	42	-4	44	4	0	0.76	0.8	96
19	Joel Broda	C	41	21	19	40	7	47	6	0	0.98	1.15	147
22	Gary Steffes	C	60	18	17	35	-6	71	3	0	0.58	1.18	118
23	Michael Neal (X)	LW	56	16	16	32	-10	31	4	0	0.57	0.55	101
14	Collin Bowman	D	66	5	21	26	-7	42	2	0	0.39	0.64	123
3	Wes Cunningham	D	57	4	22	26	1	88	1	0	0.46	1.54	68
2	Erik Burgdoerfer	D	67	11	11	22	15	70	3	1	0.33	1.04	100
21	Spencer Bennett	F	37	5	17	22	-5	6	0	0	0.59	0.16	71
7	George Hughes (*)	D	65	5	17	22	-11	6	1	0	0.34	0.09	93
20	Ryan Little (*)	F	53	5	16	21	17	37	0	1	0.4	0.7	62
10	Andrew Carroll	LW	73	10	8	18	-17	172	1	0	0.25	2.36	131
11	Ryan Watson	F	27	8	9	17	11	44	0	1	0.63	1.63	56
89	Brett Beebe (*)	RW	50	4	13	17	3	58	1	0	0.34	1.16	59
27	Nicholas Tremblay (X)	RW	41	8	8	16	-13	18	4	0	0.39	0.44	104
4	Joey Leach (*)	D	59	0	8	8	2	66	0	0	0.14	1.12	49
6	Joe Marciano (*)	D	67	2	5	7	-7	58	0	0	0.1	0.87	37
8	Nick Pageau (*)	D	23	1	6	7	0	27	1	0	0.3	1.17	16
44	Nick MacNeil (*)	F	9	2	4	6	0	4	0	0	0.67	0.44	17
44	Cameron Abney (X)	RW	24	2	3	5	4	64	0	0	0.21	2.67	16
10	Blake Kessel (X)	D	4	1	2	3	-7	0	0	0	0.75	0	9
14	Ryan Garlock (X)	C	8	1	2	3	-8	2	0	0	0.38	0.25	15
89	Louke Oakley (X)	F	14	1	2	3	-9	8	0	0	0.21	0.57	15
5	Jordan Heywood (*)	D	5	0	3	3	-3	2	0	0	0.6	0.4	4
47	Colin Joe (*)	D	5	1	1	2	2	0	1	0	0.4	0	2
55	Travis Gawryletz	D	13	1	1	2	1	4	0	0	0.15	0.31	13
25	Kale Kessy (*)	LW	3	1	0	1	-1	0	0	0	0.33	0	2
29	David Musil (*)	D	3	1	0	1	-3	2	0	0	0.33	0.67	3
5	Martin Gernat (*)	D	3	0	1	1	-2	6	0	0	0.33	2	2
25	Ian Barteaux (*)	D	4	0	1	1	-2	10	0	0	0.25	2.5	5
20	Tyler Brenner	RW	15	0	1	1	-11	6	0	0	0.07	0.4	27
30	Laurent Brossoit (*)	G	38	0	1	1	0	22	0	0	0.03	0.58	0
24	Ned Lukacevic	LW	1	0	0	0	-1	0	0	0	0	0	1
10	Blair Macaulay (*)	RW	1	0	0	0	0	0	0	0	0	0	0
14	Brett Lutes	LW	2	0	0	0	-1	2	0	0	0	1	2
24	Scott Macaulay (*)	D	2	0	0	0	-1	0	0	0	0	0	1
11	Austin Mayer	F	3	0	0	0	-1	0	0	0	0	0	1
30	Andy Chiodo	G	4	0	0	0	0	0	0	0	0	0	0
47	Kyle Haines	D	4	0	0	0	1	8	0	0	0	2	10
55	Brett Lyon (X)	F	4	0	0	0	-2	18	0	0	0	4.5	5
25	Jake Morley	F	5	0	0	0	-1	7	0	0	0	1.4	3
33	Paul Karpowich (X)	G	6	0	0	0	0	0	0	0	0	0	0
34	Tyler Bunz	G	13	0	0	0	0	2	0	0	0	0.15	0
33	Chet Pickard	G	21	0	0	0	0	0	0	0	0	0	1

X - inactive, * - rookie



BAKERSFIELD CONDORS 2014 PLAYOFFS INDIVIDUAL STATS

#	NAME	POS	GP	G	A	PTS	+/-	PIM	PPG	SHG	PT/G	PIMPG	SOG
18	Jordan Knackstedt	RW	16	5	9	14	1	4	2	0	0.88	0.25	38
19	Joel Broda	C	16	8	4	12	5	10	2	0	0.75	0.62	58
12	Chris Collins	LW	15	4	7	11	-3	8	1	0	0.73	0.53	29
77	Chase Schaber (*)	C	16	4	6	10	1	10	1	0	0.62	0.62	42
22	Gary Steffes	C	16	3	6	9	-3	12	0	0	0.56	0.75	27
10	Andrew Carroll	LW	16	3	5	8	1	8	0	0	0.5	0.5	23
11	Ryan Watson	F	12	4	3	7	5	7	0	0	0.58	0.58	30
27	Greg Miller (*)	LW	16	3	4	7	-2	4	1	0	0.44	0.25	31
14	Collin Bowman	D	16	2	5	7	-2	26	0	0	0.44	1.62	33
2	Erik Burgdoerfer	D	16	1	5	6	-6	18	1	0	0.38	1.12	19
24	Matt Thurber (*)	C	7	0	4	4	-6	0	0	0	0.57	0	8
7	George Hughes (*)	D	16	0	4	4	-6	2	0	0	0.25	0.12	17
20	Ryan Little (*)	F	16	0	4	4	-2	4	0	0	0.25	0.25	17
3	Wes Cunningham	D	16	0	3	3	-3	12	0	0	0.19	0.75	24
44	Nick MacNeil (*)	F	6	1	1	2	1	5	1	0	0.33	0.83	4
4	Joey Leach (*)	D	16	0	2	2	9	25	0	0	0.12	1.56	11
6	Joe Marciano (*)	D	16	1	0	1	6	8	0	0	0.06	0.5	9
21	Spencer Bennett	F	5	0	1	1	0	4	0	0	0.2	0.8	4
25	Mitch Holmberg (*)	RW	3	0	0	0	0	0	0	0	0	0	4
30	Laurent Brossoit (*)	G	16	0	0	0	0	2	0	0	0	0.12	0

X - inactive, * - rookie



2013 - 14 AMERICAN HOCKEY LEAGUE FINAL STANDINGS

EASTERN CONFERENCE

ATLANTIC DIVISION

GP	W	L	OTL	SL	PTS	PCT	GF	GA	
y Manchester Monarchs	76	48	19	3	6	105	0.691	244	188
x St. John's IceCaps	76	46	23	2	5	99	0.651	258	207
y Providence Bruins	76	40	25	2	9	91	0.599	233	210
Worcester Sharks	76	36	34	4	2	78	0.513	189	226
Portland Pirates	76	24	39	3	10	61	0.401	222	284

NORTHEAST DIVISION

GP	W	L	OTL	SL	PTS	PCT	GF	GA	
y Springfield Falcons	76	47	23	1	5	100	0.658	247	212
x Albany Devils	76	40	23	5	8	93	0.612	220	193
Hartford Wolf Pack	76	37	32	1	6	81	0.533	202	220
Adirondack Phantoms	76	30	38	2	6	68	0.447	182	225
Bridgeport Sound Tigers	76	28	40	2	6	64	0.421	183	238

EAST DIVISION

GP	W	L	OTL	SL	PTS	PCT	GF	GA	
y Binghamton Senators	76	44	24	3	5	96	0.632	276	232
x Wilkes-Barre/Scranton Penguins	76	42	26	3	5	92	0.605	206	185
x Norfolk Admirals	76	40	26	3	7	90	0.592	201	192
Hershey Bears	76	39	27	5	5	88	0.579	221	213
Syracuse Crunch	76	31	32	4	9	75	0.493	198	232

2014 CALDER CUP PLAYOFFS

FINALS

Texas Stars vs. St. John's IceCaps
Texas wins series 4-1

CONFERENCE FINALS

Eastern Conference Finals

St. John's IceCaps vs. W-B/Scranton Penguins
St. John's wins series 4-2

Western Conference Finals

Texas Stars vs. Toronto Marlies
Texas wins series 4-3

EASTERN CONFERENCE SEMI FINALS

St. John's IceCaps vs. Norfolk Admirals
St. John's wins series 4-3
W-B/Scranton Penguins vs. Providence Bruins
Wilkes-Barre wins series 4-3

WESTERN CONFERENCE SEMI FINALS

Texas Stars vs. Grand Rapids Griffins
Texas wins series 4-3
Chicago Wolves vs. Toronto Marlies
Toronto wins series 4-0

WESTERN CONFERENCE

NORTH DIVISION

GP	W	L	OTL	SL	PTS	PCT	GF	GAA	
y Toronto Marlies	76	45	25	2	4	96	0.632	223	202
x Rochester Americans	76	37	28	6	5	85	0.559	216	217
Utica Comets	76	35	32	5	4	79	0.52	187	210
Lake Erie Monsters	76	32	33	1	10	75	0.493	197	232
Hamilton Bulldogs	76	33	35	1	7	74	0.487	182	224

MIDWEST DIVISION

GP	W	L	OTL	SL	PTS	PCT	GF	GA	
y Chicago Wolves	76	45	21	5	5	100	0.658	239	191
x Grand Rapids Griffins	76	46	23	2	5	99	0.651	238	187
x Milwaukee Admirals	76	39	24	6	7	91	0.599	215	199
Rockford IceHogs	76	35	32	5	4	79	0.52	234	262
Iowa Wild	76	27	36	7	6	67	0.441	169	235

SOUTH DIVISION

GP	W	L	OTL	SL	PTS	PCT	GF	GA	
y Texas Stars	76	48	18	3	7	106	0.697	274	197
x Abbotsford Heat	76	43	25	5	3	94	0.618	237	215
x Oklahoma City Barons	76	36	29	2	9	83	0.546	239	256
Charlotte Checkers	76	37	36	1	2	77	0.507	228	241
San Antonio Rampage	76	30	37	3	6	69	0.454	206	235

EASTERN CONFERENCE QUARTER FINALS

Manchester Monarchs vs. Norfolk Admirals
Norfolk wins series 3-1
Springfield Falcons vs. Providence Bruins
Providence wins series 3-2
Binghamton Senators vs. W-B/Scranton Penguins
Wilkes-Barre wins series 3-1
St. John's IceCaps vs. Albany Devils
St. John's wins series 3-1

WESTERN CONFERENCE QUARTER FINALS

Texas Stars vs. Oklahoma City Barons
Texas wins series 3-0
Chicago Wolves vs. Rochester Americans
Chicago wins series 3-2
Toronto Marlies vs. Milwaukee Admirals
Toronto wins series 3-0
4-Grand Rapids Griffins vs. 5-Abbotsford Heat
Grand Rapids wins series 3-1

2013 - 14 ECHL FINAL STANDINGS

EASTERN CONFERENCE

ATLANTIC DIVISION

GP	W	L	OTL	SL	PTS	PCT	GF	GA	
y Reading Royals	72	46	22	2	2	96	0.667	229	182
x Wheeling Nailers	72	39	27	1	5	84	0.583	216	196
Elmira Jackals	72	24	40	3	5	66	0.389	176	252

NORTH DIVISION

GP	W	L	OTL	SL	PTS	PCT	GF	GA	
y Kalamazoo Wings	72	42	22	3	5	92	0.639	224	197
x Cincinnati Cyclones	72	41	23	4	4	90	0.625	247	204
x Fort Wayne Komets	72	36	24	7	5	84	0.583	215	215
Evansville IceMen	72	31	30	4	7	73	0.507	226	237
Toledo Walleye	72	21	44	4	3	49	0.34	193	268

SOUTH DIVISION

GP	W	L	OTL	SL	PTS	PCT	GF	GA	
y South Carolina Stingrays	72	43	23	2	4	92	0.639	197	173
x Orlando Solar Bears	72	43	24	2	3	91	0.632	225	219
x Greenville Road Warriors	72	39	27	2	4	84	0.583	220	208
Florida Everblades	72	37	27	3	5	82	0.569	240	222
Gwinnett Gladiators	72	29	38	3	2	63	0.438	203	227

WESTERN CONFERENCE

MOUNTAIN DIVISION

GP	W	L	OTL	SL	PTS	PCT	GF	GA	
Alaska Aces	71	45	19	3	4	97	0.683	243	164
x Utah Grizzlies	71	38	24	3	6	85	0.599	187	173
x Idaho Steelheads	72	39	26	3	4	85	0.59	223	212
x Colorado Eagles	71	33	26	7	5	78	0.549	211	218

PACIFIC DIVISION

GP	W	L	OTL	SL	PTS	PCT	GF	GA	
y Ontario Reign	71	44	20	3	4	95	0.669	215	191
x Bakersfield Condors	72	36	30	2	4	78	0.542	197	202
x Stockton Thunder	72	33	31	2	6	74	0.514	224	235
x Las Vegas Wranglers	72	20	44	4	4	48	0.333	174	248

KELLY CUP FINALS

CINCINNATI vs. ALASKA
Alaska wins series 4 - 2

CONFERENCE FINALS

Eastern Conference Finals
CINCINNATI vs. GREENVILLE
Cincinnati wins series 4 - 2

Western Conference Finals

ALASKA vs. BAKERSFIELD
Alaska wins series 4 - 2

CONFERENCE SEMIFINALS

Eastern Conference Semifinals
FORT WAYNE vs. CINCINNATI
Cincinnati wins series 4 - 2

Eastern Conference Semifinals

WHEELING vs. GREENVILLE
Greenville wins series 4 - 2

Western Conference Semifinals

ALASKA vs. IDAHO
Alaska wins series 4 - 1

Western Conference Semifinals

BAKERSFIELD vs. STOCKTON
Bakersfield wins series 4 - 1

CONFERENCE QUARTERFINALS

Eastern Conference Quarterfinals
READING vs. FORT WAYNE
Fort Wayne wins series 4 - 1

Eastern Conference Quarterfinals

ORLANDO vs. CINCINNATI
Cincinnati wins series 4 - 2

Eastern Conference Quarterfinals

SOUTH CAROLINA vs. WHEELING
Wheeling wins series 4 - 0

Eastern Conference Quarterfinals

KALAMAZOO vs. GREENVILLE
Greenville wins series 4 - 2

Western Conference Quarterfinals

ALASKA vs. LAS VEGAS
Alaska wins series 4 - 0

Western Conference Quarterfinals

IDAHO vs. COLORADO
Idaho wins series 4 - 2

Western Conference Quarterfinals

UTAH vs. BAKERSFIELD
Bakersfield wins series 4 - 1

Western Conference Quarterfinals

ONTARIO vs. STOCKTON
Stockton wins series 4 - 0



EDMONTON OILERS YEARLY AFFILIATES

SEASON	TEAM	LEAGUE	GENERAL MANAGER	COACH
1979-80	Houston Apollos	CHL	Al Rollins	Al Rollins
1980-81	Wichita Wind	CHL	Larry Gordon	Ace Bailey
1981-82	Wichita Wind	CHL	Larry Gordon	John Muckler
1982-83	Moncton Alpines	AHL	Doug Messier	Doug Messier
1983-84	Moncton Alpines	AHL	Doug Messier	Doug Messier
1984-85	Nova Scotia Oilers	AHL	Larry Kish	Larry Kish
1985-86	Nova Scotia Oilers	AHL	Larry Kish	Larry Kish
1986-87	Nova Scotia Oilers	AHL	Larry Kish	Larry Kish
1987-88	Nova Scotia Oilers	AHL	Dave Andrews	Ron Low
1988-89	Cape Breton Oilers	AHL	Dave Andrews	Ron Low
1989-90	Cape Breton Oilers	AHL	Dave Andrews	Don MacAdam
1990-91	Cape Breton Oilers	AHL	Dave Andrews	Don MacAdam
1991-92	Cape Breton Oilers	AHL	Dave Andrews	Don MacAdam
1992-93*	Cape Breton Oilers	AHL	Dave Andrews	George Burnett
1993-94	Cape Breton Oilers	AHL	Dave Andrews	George Burnett
1994-95	Cape Breton Oilers	AHL	Scott Howson	Peter Mahovlich
1995-96	Cape Breton Oilers	AHL	Scott Howson	Lorne Molleken
1996-97	Hamilton Bulldogs	AHL	Scott Howson	Lorne Molleken
1997-98	Hamilton Bulldogs	AHL	Scott Howson	Lorne Molleken
1998-99	Hamilton Bulldogs	AHL	Scott Howson	Walt Kyle
1999-00	Hamilton Bulldogs	AHL	Scott Howson	Walt Kyle
2000-01	Hamilton Bulldogs	AHL	Scott Howson	Claude Julien
2001-02	Hamilton Bulldogs	AHL	Scott Howson	Claude Julien
2002-03	Hamilton Bulldogs	AHL	Scott Howson	Claude Julien/ Geoff Ward
2003-04	Toronto Roadrunners	AHL	Scott Howson	Geoff Ward
2004-05	Edmonton Road Runners	AHL	Scott Howson	Geoff Ward
2005-06	Hamilton Bulldogs+ Iowa Stars#	AHL	Andre Savard	Don Lever
2006-07	Grand Rapids Griffins^ Hamilton Bulldogs*+ Iowa Stars# Milwaukee Admirals% Wilkes-Barre/ Scranton Penguins&	AHL	Bob McNamara	Dave Allison
		AHL	Brian Lewis	Greg Ireland
		AHL	Scott White	Don Lever
		AHL	Jon Greenberg	Dave Allison
		AHL	Ray Shero	Claude Noel
		AHL		Todd Richards
2007-08	Springfield Falcons	AHL	Bruce Landon	Kelly Buchberger
2008-09	Springfield Falcons	AHL	Bruce Landon	Jeff Truitt / Rob Daum
2009-10	Springfield Falcons	AHL	Bruce Landon	Rob Daum
2010-11	Oklahoma City Barons	AHL	Bill Scott	Todd Nelson
2011-12	Oklahoma City Barons	AHL	Bill Scott	Todd Nelson
2012-13	Oklahoma City Barons	AHL	Bill Scott	Todd Nelson
2013-14	Oklahoma City Barons	AHL	Bill Scott	Todd Nelson

* AHL Calder Cup Champions

+ Shared affiliation with Montreal Canadiens.

^ Shared affiliation with Detroit Red Wings.

& Shared affiliation with Pittsburgh Penguins.

CHL – Central Hockey League

AHL – American Hockey League

Shared affiliation with Dallas Stars.

% Shared affiliation with Nashville Predators.



EDMONTON OILERS AFFILIATES YEARLY RECORDS

SEASON	TEAM	GP	W	L	T	OTL	GF	GA	PTS	PCT.	STANDING
1979-80	Houston	80	32	38	10		300	319	74	.463	6th
1980-81	Wichita	80	32	45	3		307	345	67	.419	6th
1981-82	Wichita	80	44	33	3		343	289	91	.569	1st - Southern Div.
1982-83	Moncton	80	34	39	7		304	315	75	.469	5th - Northern Div.
1983-84	Moncton	80	32	40	8		251	278	72	.450	5th - Northern Div.
1984-85	Nova Scotia	80	36	37	7		292	295	79	.494	4th - Northern Div.
1985-86	Nova Scotia	80	29	43	8		314	353	66	.413	6th - Northern Div.
1986-87	Nova Scotia	80	38	39	3 ^		318	315	79	.494	4th - Northern Div.
1987-88	Nova Scotia	80	35	36(2)	9		323	343	81	.506	4th - Northern Div.
1988-89	Cape Breton	80	27	47	6		308	388	60	.375	7th - Northern Div.
1989-90	Cape Breton	80	39	34	7		317	306	85	.531	2nd - Northern Div.
1990-91	Cape Breton	80	41	31	8		306	301	90	.563	2nd - Northern Div.
1991-92	Cape Breton	80	36	34	10		336	330	82	.513	3rd - Atlantic Div.
1992-93*	Cape Breton	80	36	32	12		356	336	84	.525	3rd - Atlantic Div.
1993-94	Cape Breton	80	32	35	13		316	339	77	.481	4th - Atlantic Div.
1994-95	Cape Breton	80	27	44	9		298	342	63	.394	5th - Atlantic Div.
1995-96	Cape Breton	80	33	44(4)	3		290	323	73	.431	5th - Atlantic Div.
1996-97	Hamilton	80	28	39(4)	9		220	276	69	.406	3rd - Canadian Div.
1997-98	Hamilton	80	36	22(5)	17		264	242	94	.588	2nd - Empire Div.
1998-99	Hamilton	80	40	29(4)	7		229	206	91	.569	3rd - Empire Div.
1999-00	Hamilton	80	27	34(6)	13		225	262	73	.456	3rd - Empire Div.
2000-01	Hamilton	80	28	41(5)	6		227	281	67	.419	4th - Canadian Div.
2001-02	Hamilton	80	37	30(3)	10		247	206	87	.544	2nd - Canadian Div.
2002-03	Hamilton	80	49	19	8	4	279	191	110	.688	1st - Canadian Div.
2003-04	Toronto	80	35	34	8	3	219	224	81	.505	5th - North Div.
2004-05	Edmonton	80	32	33	4	11	201	223	79	.494	6th - North Div.
2005-06	Hamilton+	80	35	41	0	4	225	251	74	.463	6th - North Div.
	Iowa#	80	41	31	1	7	238	228	90	.563	4th - West Div.
2006-07	Grand Rapids^	80	37	32	-	11	226	244	85	.531	4th - North Div.
	Hamilton*+	80	43	28	-	9	243	208	95	.594	3rd - North Div.
	Iowa#	80	42	34	-	4	221	231	88	.550	4th - West Div.
	Milwaukee%	80	41	25	-	14	227	230	96	.600	3rd - West Div.
	Wilkes-Barre&	80	51	23	-	6	276	221	108	.675	2nd - East Div.
2007-08	Springfield	80	35	35	-	10	214	257	80	.500	5th - Atlantic Div.
2008-09	Springfield	80	24	44	-	12	188	258	60	.375	7th - Atlantic Div.
2009-10	Springfield	80	25	39	-	16	207	296	66	.413	8th - Atlantic Div.
2010-11	Oklahoma	80	40	29	-	11	245	234	91	.569	5th - Western Div.
2011-12	Oklahoma	76	45	22	-	9	213	176	99	.651	1st - Western Div.
2012-13	Oklahoma	76	40	34	0	2	240	228	91	.599	3rd - South Div.
2013-14	Oklahoma	76	36	29	-	11	239	256	83	.546	3rd - West Div.

* AHL Calder Cup Champions

+ Shared affiliation with Montreal Canadiens.

^ Shared affiliation with Detroit Red Wings.

& Shared affiliation with Pittsburgh Penguins.

@ Shootout losses worth one point.

() Number of overtime losses worth one point.

Shared affiliation with Dallas Stars.

% Shared affiliation with Nashville Predators.



EDMONTON OILERS AFFILIATES YEARLY SCORING LEADERS

SEASON	PLAYER	TEAM	GP	G	A	PTS	PIM
1979-80	Mike Toal	Houston	76	31	45	76	47
1980-81	Tom Roulston	Wichita	69	63	44	107	93
1981-82	Walt Poddubny	Wichita	60	35	46	81	79
1982-83	Ray Cote	Moncton	80	28	63	91	35
1983-84	Ray Cote	Moncton	66	26	36	62	99
1984-85	Ray Cote	Nova Scotia	79	36	43	79	63
1985-86	Mike Rogers	Nova Scotia	53	24	43	67	44
1986-87	Bruce Boudreau	Nova Scotia	78	35	47	82	40
1987-88	Mark Lamb	Nova Scotia	69	27	61	88	45
1988-89	Mark Lamb	Cape Breton	54	33	49	82	29
1989-90	John LeBlanc	Cape Breton	77	54	34	88	50
1990-91	Shaun Van Allen	Cape Breton	76	25	75	100	182
1991-92	Shaun Van Allen	Cape Breton	77	29	84	113	80
1992-93	Dan Currie	Cape Breton	75	57	41	98	73
1993-94	Peter White	Cape Breton	45	21	49	70	12
1994-95	Peter White	Cape Breton	65	36	69	105	30
1995-96	Rem Murray	Cape Breton	79	31	59	90	40
1996-97	Ralph Intranuovo	Hamilton	68	36	40	76	88
1997-98	Jeff Daw	Hamilton	79	28	35	63	20
1998-99	Chris Ferraro	Hamilton	72	35	41	76	104
1999-00	Daniel Cleary	Hamilton	58	22	52	74	108
2000-01	Paul Healey	Hamilton	79	39	32	71	34
2001-02	Jason Chimera	Hamilton	77	26	51	77	158
2002-03	Jarret Stoll	Hamilton	76	21	33	54	86
2003-04	Jamie Wright	Toronto	78	25	30	55	101
2004-05	Tony Salmelainen	Edmonton	76	22	24	46	26
	Raffi Torres	Edmonton	67	21	25	46	165
2005-06	Marc-Antoine Pouliot	Hamilton+	65	15	31	46	63
	Toby Petersen	Iowa#	79	26	47	73	48
2006-07	Kyle Brodziak	Wilkes-Barre/Scranton&	62	24	32	56	44
	Danny Syvret	Grand Rapids^	57	4	16	20	16
	Mathieu Roy	Hamilton+	31	6	12	18	40
2007-08	Rob Schremp	Springfield	78	23	53	76	64
2008-09	Ryan Potulny	Springfield	69	37	23	60	44
2009-10	Charles Linglet	Springfield	75	19	55	74	36
2010-11	Alexandre Giroux	Oklahoma	70	32	46	78	63
2011-12	Ryan Keller	Oklahoma	71	21	28	49	38
2012-13	Mark Arcobello	Oklahoma	74	22	46	68	48
2013-14	Roman Horak	Oklahoma	66	23	32	55	22

+ Shared affiliation with Montreal Canadiens.

^ Shared affiliation with Detroit Red Wings.

Shared affiliation with Dallas Stars.
& Shared affiliation with Pittsburgh Penguins.



FOR YOUR INFORMATION

Accreditation

All media and photographers' passes issued by the Edmonton Oilers are valid only for the date(s) noted and are non-transferable. Passes may not be used to gain access to Rexall Place or practice facilities for the purpose of obtaining autographs or memorabilia from members of the Edmonton Oilers Hockey Club. The Edmonton Oilers reserve the right to revoke passes at any time. ALL PASSES MUST BE VISIBLE AT ALL TIMES.

The Bill Tuele Press Box at Rexall Place is divided into four working areas. On the west side, you will find the general media area for all newspaper reporters and electronic journalists not involved in play-by-play. Most seats are specifically allocated with appropriate signage, but if there is any confusion, please direct any queries to the Edmonton Oilers communications staff at position one. The east side of the press box is divided into ten separate booths, in which you will find on-air radio and television broadcasts, home and visiting team officials and a video tape crew. The north side and south ends, which do not have working benches, are designed for overflow media as well as reporters who do not cover the NHL full-time.

To gain access to the press box, there are four entrance stairways, any one of which will lead you to the area in which your seat is located, however, it should be pointed out that unless you have an Edmonton Oilers press pass, you will not be able to enter the main working areas. Single game passes may be obtained by contacting the Edmonton Oilers communications staff at least one day prior to the game.

All media should enter Rexall Place through the Oilers Game Day Pass Gate, located on the north side of the building.

Photographers

Photography passes are issued by Andy Devlin, Edmonton Oilers Team Photographer (lamedia@telus.net) and those accredited as photo journalists are asked to report to the media lounge at least one hour before the game for individual seat allocation. Andy Devlin will have the final say in terms of seat allocation.

Communications

Telephones are provided in the press box and media work room. All calls must be billed to your credit card or charges must be reversed. Wireless internet access is available in both the press box and media work room.

Media Services

The media lounge will be open an hour and a half before each game. It will be closed during and after the game. Game notes, programs and lineups will be available in the lounge. Hot coffee, soft drinks and ice water are offered in the press box during the game.

A press box announcing service is in effect throughout the game.

Closed circuit television monitors are located for your convenience on the west side of the press box.

Game statistics will be distributed after each period in the press box, while final game sheets will be distributed in the Edmonton Oilers dressing room and the ice level media work room 15 minutes after the game.



EDMONTON OILERS MEDIA GUIDELINES 2014-15

With the growing number of media and the expanding need to include video, audio and still photos on the Internet, the Edmonton Oilers have revised their media guidelines to align themselves with the NHL's internet guidelines, as well as those from other clubs – specifically Canadian franchises.

GENERAL GUIDELINES:

- Cell phones, or personal digital assistants (PDAs) with cell phone capabilities, cannot be used for any purpose in the Oilers dressing and workout rooms at any time.
- Photographers will only be granted access to the dressing room post-game or post-practice for specific still image opportunities upon advance specific request from the sports editor (e.g. milestones, new goaltender mask (with player's permission), or player's first goal etc.).
- Stock and general still and video images are not permitted to be shot in the dressing and workout rooms, e.g., photographers/cameramen will not be allowed to stand at the entrance and pan the room, take stock and general images of players/room, or of players undressing out of their equipment.
- Reporters and photographers using a still camera or mini-cam for video purposes must inform the player or coach and inform the Oilers communications staff beforehand.
- All video must adhere to the NHL's broadcast policies. Material may only be used for editorial purposes.
- The Oilers do not allow photographers in their dressing room while on the road.

Guidelines for use of Oilers video- and audio-related content* on Internet platforms:

- No game action (video or audio) may be captured by any means or method.
 - Video and audio content recorded at pre- or post-game news conferences, or media availabilities involving the team's coach, players and club executives may not be streamed live without prior written permission from the Oilers.
 - Reasonable amounts of audio or video content gathered pursuant to the credential may be posted on the Internet. Content, up to 120 seconds per day, can be posted and archived for up to 72 hours.
 - The website page that features audio/video must provide links to NHL.com and the Oilers website using the following wording: "Find out more on www.NHL.com and www.edmontonoilers.com". As well, edmontonoilers.com is permitted to link to such posted material.
 - All video and audio content is restricted to use on media websites and may not be "pushed" to other platforms (including but not limited to cell phones).
 - Video and audio content cannot be marketed or sold on a subscription basis.
 - Video and audio content may be used only in editorial.
 - Video and audio content must adhere to the NHL's broadcast policies.
 - There is to be no sponsorship or advertising around the content. Footage may appear with banners and contextual ads, but the ads may not be specifically related to Oilers content.
 - There are no limitations on "talking head" video or audio of reporters at Oilers facilities that do not include team/interview/press conference content.
- * Oilers video- and audio-related content is defined as, but not limited to interviews, news conferences, practices and community-related events. Games fall under the NHL's broadcast policies.
- * Content does not extend to the use of editorial text on the Internet or text alerts sent to PDAs or cell phones.

The Edmonton Oilers reserve the right to enforce and amend these guidelines at any time and to restrict and/or deny access, as necessary to ensure fair application and that all interests are preserved.



NHL PUBLIC RELATIONS DIRECTORY

ANAHEIM DUCKS

Alex Gilchrist
Honda Center
2695 E. Katella Ave.
Anaheim, CA 92806
714-940-2911

ARIZONA COYOTES

Richard Nairn
Jobing.com Arena
9400 W. Maryland Ave.
Glendale, AZ 85305
623-772-3249

BOSTON BRUINS

Matthew Chmura
TD Garden
100 Legends Way
Boston, MA 02114
617-624-1913

BUFFALO SABRES

Michael Gilbert
First Niagara Center
One Seymour H. Knox III Plaza
Buffalo, NY 14203
716-855-4526

CALGARY FLAMES

Peter Hanlon
Scotiabank Saddledome
555 Saddledome Rise SE
Calgary, AB T2P 3B9
403-777-3684

CAROLINA HURRICANES

Mike Sundheim
PNC Arena
1400 Edwards Mill Road
Raleigh, NC 27607
919-861-5477

CHICAGO BLACKHAWKS

Brandon Faber
United Center
1901 W. Madison St.
Chicago, IL 60612
312-455-7060

COLORADO AVALANCHE

Jean Martineau
Pepsi Center
1000 Chopper Circle
Denver, CO 80204
303-405-6005

COLUMBUS BLUE JACKETS

Todd Sharrock
Nationwide Arena
200 W. Nationwide Blvd.
Columbus, OH 43215
614-246-4157

DALLAS STARS

Tom Holy
American Airlines Center
2500 Victory Ave.
Dallas, TX 75219
214-387-5633

DETROIT RED WINGS

Todd Beam
Joe Louis Arena
19 Steve Yzerman Drive
Detroit, MI 48226
313-471-7537

EDMONTON OILERS

J.J. Hebert
Rexall Place
7424 - 118 Ave.
Edmonton, AB T5B 4M9
780-409-5859

FLORIDA PANTHERS

Justin Copertino
BB&T Center
One Panther Parkway
Sunrise, FL 33323
954-835-7712

LOS ANGELES KINGS

Michael Altieri
STAPLES Center
1111 S. Figueroa St.
Los Angeles, CA 90015
310-535-4545

MINNESOTA WILD

Aaron Sickman
Xcel Energy Center
199 W. Kellogg Blvd.
St. Paul, MN 55102
651-602-6009

MONTREAL CANADIENS

Donald Beauchamp
Bell Centre
1909 Ave. des Canadiens-de-Montréal
Montréal, QC H3B 5E8
514-989-2803

NASHVILLE PREDATORS

Kevin Wilson
Bridgestone Arena
501 Broadway
Nashville, TN 37203
615-770-2335

NEW JERSEY DEVILS

Mike Levine
Prudential Center
25 Lafayette St.
Newark, NJ 07102
973-757-6110

NEW YORK ISLANDERS

Kimber Auerbach
Nassau Coliseum
1255 Hempstead Turnpike
Uniondale, NY 11553
516-501-6841

NEW YORK RANGERS

John Rosasco
Madison Square Garden
Two Pennsylvania Plaza, 26th Floor
New York, NY 10121
212-465-6486

OTTAWA SENATORS

Brian Morris
Canadian Tire Centre
1000 Palladium Drive
Ottawa, ON K2V 1A5
613-599-0289

PHILADELPHIA FLYERS

Zack Hill
Wells Fargo Center
3601 S. Broad St.
Philadelphia, PA 19148
215-389-9437

PITTSBURGH PENGUINS

Tom McMillan
CONSOL Energy Center
1001 Fifth Ave.
Pittsburgh, PA 15219
412-255-1828

SAN JOSE SHARKS

Scott Emmert
SAP Center at San Jose
525 W. Santa Clara St.
San Jose, CA 95113
408-999-5713

ST. LOUIS BLUES

Mike Caruso
Scottrade Center
1401 Clark Ave. at Brett Hull Way
St. Louis, MO 63103
314-622-2577

TAMPA BAY LIGHTNING

Bill Wickett
Tampa Bay Times Forum
401 Channelside Drive
Tampa, FL 33602
813-301-6875

TORONTO MAPLE LEAFS

Stephen Keogh
Air Canada Centre
40 Bay St.
Toronto, ON M5J 2X2
416-815-5761

VANCOUVER CANUCKS

Chris Brumwell
Rogers Arena
800 Griffiths Way
Vancouver, BC V6B 6G1
604-899-4623

WASHINGTON CAPITALS

Sergey Kocharov
Verizon Center
601 F St. NW
Washington, DC 20004
202-266-2356

WINNIPEG JETS

Scott Brown
MTS Centre
300 Portage Ave.
Winnipeg, MB R3C 5S4
204-926-5570

NHL - TORONTO

Gary Meagher
50 Bay Street, 11th Floor
Toronto, Ontario M5J 2X8
Telephone: (416) 359-7900

NHL - NEW YORK

Frank Brown
1185 Avenue of the Americas
New York, NY 10036
Telephone: (212) 789-2000



2014-15 NATIONAL HOCKEY LEAGUE DIRECTORY

New York

1185 Avenue of the Americas, New York, NY 10036
212-789-2000

Montréal

1800 McGill College Avenue, Suite 2600, Montréal, Québec, H3A 3J6
514-841-9220

Toronto

50 Bay Street, 11th Floor, Toronto, Ontario, M5J 2X8
416-359-7900



Gary B. Bettman
Commissioner



Bill Daly
Deputy Commissioner

EXECUTIVE

Commissioner Gary B. Bettman
Deputy Commissioner..... William Daly
Chief Operating Officer..... John Collins
Senior Executive Vice President of Hockey Operations Colin Campbell

HOCKEY OPERATIONS

Senior Vice President of Hockey Operations Mike Murphy
Senior Vice President of Hockey Operations Kris King

COMMUNICATIONS (@PR_NHL)

GARY MEAGHER

Executive Vice President, Communications
O: 416-359-7960, C: 416-729-4700, gmeagher@nhl.com

FRANK BROWN, Group Vice President, Communications

O: 212-789-2042, C: 347-853-4390, fbrown@nhl.com
* Commissioner's Office requests

JAMEY HORAN, Group Vice President

Event Communications & Player Development
O: 212-789-2785, C: 646-652-9981, jhoran@nhl.com
* Deputy Commissioner requests; Event & Player development inquiries

JOHN DELLAPINA, Group Vice President, Communications

O: 212-789-2115, C: 917-363-7988, jdellapina@nhl.com
* Department of Player Safety requests and general hockey inquiries

BENNY ERCOLANI, Statistician & Information Officer

O: 416-359-7963, C: 416-729-5666, bercolani@nhl.com

GREG INGLIS, Senior Director, News Services

O: 212-789-2065, C: 347-853-2461, ginglis@nhl.com
* Editorial content & research

SCHUYLER BAEHMAN

Director, Event Communications & Player Development
O: 212-789-2097, C: 908-917-0456, sbaehman@nhl.com
* Event inquiries

NIRVA MILORD, Director, Communications

O: 212-789-2123, C: 917-715-6187, nmilord@nhl.com
* Corporate communications, entertainment publicity

JENNIFER MOAD, Director, Communications

O: 416-359-7961, C: 416-527-2852, jmoad@nhl.com

JULIE YOUNG, Director, Communications

O: 416-359-7964, C: 416-605-3550, jyoung@nhl.com
* Hockey Operations & Officiating requests

DAVID KEON, Senior Manager, Communications

O: 416-359-7962, C: 416-729-5665, dkeon@nhl.com
* International credentials

TREVOR BJERGSO, Manager, Communications

O: 416-359-7965, C: 416-540-5306, tbjergso@nhl.com
* Social Media inquiries, Central Scouting & Situation Room requests

BRENDON CROSSMAN, Manager, Communications

O: 416-359-7978, bcrossman@nhl.com
* In-Game communications

JASMINE GHAFOUR, Manager, Communications

O: 416-359-7968, C: 647-808-4876, jghafour@nhl.com
* Corporate communications

JOSH BERNSTEIN, Coordinator, Communications

O: 212-789-2609, jbpr@nhl.com
* Editorial content, research & Morning Skate

NICOLE BUCKLEY

Coordinator, Event Communications & Player Development
O: 212-789-2066, nicbuckley@nhl.com
* Event credentials

LAUREN WOLMAN

Assistant, Event Communications & Player Development
O: 212-789-2052, lwolman@nhl.com



2014-15 NHL ON-ICE OFFICIALS



REFEREES

NAME	SWEATER #
* BURCHELL, Darcy	42
CHARRON, Francis	6
* CHMIELEWSKI, Tom	43
DEVORSKI, Paul	10
DWYER, Gord	19
FURLATT, Eric	27
* HANSON, Trevor	47
HASENFRATZ, Mike	2
HEBERT, Ghislain	22
HEBERT, Jean	15
JACKSON, Dave	8
JOANNETTE, Marc	25
KIMMERLY, Greg	18
KOWAL, Tom	32
KOZARI, Steve	40
L'ECUYER, Frederick	17
LARUE, Dennis	14
LEE, Chris	28
LEGGO, Mike	3
* LEMELIN, Mark	41
* LEWIS, Dave	46
* LUXMORE, Thomas John	49
MARTELL, Rob	26
MCCAULEY, Wes	4
* MCISAAC, Jon	45
MEIER, Brad	34
MORTON, Dean	36
NICHOLSON, Kendrick	44
O'HALLORAN, Dan	13
O'ROURKE, Dan	9
PEEL, Tim	20
POCHMARA, Brian	16
POLLOCK, Kevin	33
RANK, Garrett	48
REHMAN, Kyle	37
ROONEY, Chris	5
SKILLITER, Graham	24
ST. PIERRE, Justin	12
ST-LAURENT, Francois	38
SUTHERLAND, Kelly	11
WALSH, Ian	29
WATSON, Brad	23

LINESMEN

NAME	SWEATER #
AMELL, Derek	75
BARTON, Steve	59
BRISEBOIS, David	96
CAMERON, Lonnie	74
CHERREY, Scott	50
CORMIER, Michel	76
CVIK, Mike	88
DEVORSKI, Greg	54
DRISCOLL, Scott	68
GALLOWAY, Ryan	82
GIBBS, Darren	66
* GRANDT, John	98
HENDERSON, Don	91
HEYER, Shane	55
KOVACHIK, Brad	71
* KNORR, Trent	63
LAZAROWICH, Brad	86
MACH, Brian	78
MACPHERSON, Matt	83
MCELMAN, Andy	90
MILLER, Steve	89
MORIN, Jean	97
MURCHISON, Kiel	79
MURPHY, Brian	93
MURRAY, Jonny	95
NANSEN, Derek	70
NELSON, Thor	80
NOWAK, Tim	77
PANCICH, Bryan	94
RACICOT, Pierre	65
RODY, Vaughan	73
SERICOLO, Anthony	84
SHARRERS, Jay	57
SHEWCHYK, Mark	92
WHELER, Mark	56

* minor league official



NHL HOW TO FIGURE



**** NOTE: No individual skater/goaltender statistics apply for the shootout**

Assist	An assist is awarded to the player or players (maximum of two) who touched the puck prior to the goal, provided no defender plays or possesses the puck in between.
Game Played	A player receives credit for playing in a game if: i) he steps on the ice during time played or; ii) serves any penalty.
Game-Winning Goal	After the final score has been determined, the goal which leaves the winning Club one goal ahead of its opponent is the game-winning goal (example: if Team A beats Team B 8-3, the player scoring the fourth goal for Team A receives credit for the game-winning goal).
Goal	A goal is awarded to the last player on the scoring Club to touch the puck prior to the puck entering the net.
Goals-Against Average	Multiply goals allowed (GA) by 60 and divide by minutes played (MINS).
Goaltender	A goaltender receives a "W" for a win in regulation, overtime or shootout; an "L" for a loss in regulation; or an "OT" for a loss in overtime or shootout.
Penalty-Killing Pct.	Subtract total number of power-play goals allowed from total number of shorthanded situations to get total number of power-plays killed. Divide the total number of power-plays killed by the total number of shorthanded situations.
Plus-Minus	A player receives a "plus" if he is on the ice when his Club scores an even-strength or shorthanded goal. He receives a "minus" if he is on the ice for an even-strength or shorthanded goal scored by the opposing Club. The difference in these numbers is considered the player's plus-minus statistic.
Power-Play Goal	A goal scored by a Club while it has a manpower advantage due to an opponent's penalty. Following are some examples of what is and is not considered a power-play goal: <ul style="list-style-type: none">• if a Club has an advantage on a minor penalty starting at 2:02 of the period and it scores at 4:02, the goal is not a power-play goal.• if a Club scores on a delayed penalty, the goal is not a power-play goal.• if a Club has an advantage due to a five-minute major or match penalty, that Club is always credited with having one more advantage than the number of power-play goals it scores during that advantage, because the penalty does not expire. A new advantage begins after each power-play goal. For example, if Team A scores three goals during a major penalty, it is credited with four advantages.• if a Club is on a power-play for any length of time, it is considered to have had an advantage.• if a minor penalty is incurred by a Club on a power-play due to a major penalty, a new advantage is given to that Club when its minor penalty expires, provided the opponent's major penalty is still in effect.
Power-Play Percentage	Total number of power-play goals divided by total number of power-play opportunities.
Save Percentage	Subtract goals allowed (GA) from shots against (SA) to determine saves. Then divide saves by shots-against.
Shooting Percentage	Divide the number of goals scored by the number of shots taken.
Shorthand Goal	A goal scored by a Club while it is at a manpower disadvantage. The same cases apply for shorthand as for power-play goals, but in the opposite manner.
Shot on Goal	If a player shoots the puck with the intention of scoring and if that shot would have gone in the net had the goaltender not stopped it, the shot is recorded as a "shot on goal".
Shutout	If two goaltenders combine for a shutout, neither receives credit for the shutout. Instead it is recorded as a Club shutout.
Tenths of a Second	If a penalty or goal occurs in the last minute, the time is rounded off to the previous second (ex: if a penalty is called with 12.4 seconds left in a period, the time is indicated as 19:47 and not 19:48.)
Coaches Record	A coach receives a "W" for a win in regulation, overtime or shootout; an "L" for a loss in regulation; or an "OT" for a loss in overtime or shootout.



2014-15 NHL KEY DATES



September 2014

- 11 Rookie camps open
- 18 Training camps open
- 21 Preseason schedule begins
- 24 Kraft Hockeyville: Arizona Coyotes at Calgary Flames (Sylvan Lake, Alta.)
- 25 CCM/USA Hockey All-American Prospects Game (Buffalo, N.Y.)
- 30 NHL Board of Governors Meeting (New York, N.Y.)

October 2014

- 7 Opening day playing rosters set (5:00 p.m. ET)
- 8 Opening night – Regular Season begins
- 8 2014 Molson Canadian NHL Face-Off™ (Toronto, Ont.)
- 8 Kings raise Stanley Cup banner: San Jose Sharks at Los Angeles Kings
- 11 NHL Game Night (all teams in action)
- 20-Nov. 17 Hockey Fights Cancer Awareness Month

November 2014

- 14 Hockey Hall of Fame Game: Pittsburgh Penguins at Toronto Maple Leafs (Air Canada Centre, Toronto, Ont.)
- 17 Hockey Hall of Fame induction ceremony (Toronto, Ont.)
Inductees: Rob Blake, Peter Forsberg, Dominik Hasek, Mike Modano (Player category); Pat Burns (Builder category), Bill McCreary (Referee/Linesman category);
Media honorees: Kevin Allen, Pat Foley.
- 18 General Managers' Meeting (Toronto, Ont.)
- 26 NHL Founders Day (1917) – 9 games on schedule
- 28 2014 Discover NHL Thanksgiving Showdown™:
New York Rangers at Philadelphia Flyers (1:00 p.m. ET)

December 2014

- 1 Signing deadline for Group 2 free agents (5:00 p.m. ET)
- 4 U.S. Hockey Hall of Fame induction & Celebration of Lester Patrick (Minn/St. Paul, Minn.)
Inductees: Karyn Bye Dietz, Brian Rafalski, Jeff Sauer, Lou Vairo.
- 8-9 NHL Board of Governors Meeting (Boca Raton, Fla.)
- 19-27 Holiday roster freeze in effect: For all players on an NHL active roster, injured reserve, or with non-roster and injured non-roster status as of midnight (local time) Dec. 19, a roster freeze shall apply through midnight (local time) Dec. 27, with respect to waivers, trades and loans, subject to the exceptions provided for in CBA Article 16.5 (d).
- 24-26 Holiday break (no scheduled practices – dressing rooms closed)
- 26-Jan. 5 IIHF World Junior Championship (Montreal, Que. & Toronto, Ont.)

January 2015

- 1 2015 Bridgestone NHL Winter Classic®:
Chicago Blackhawks at Washington Capitals (Nationals Park, Washington, D.C.)
- 13 USHL/NHL Top Prospects Game (Dubuque, Iowa)



- 21 CCM/ECHL All-Star Classic (Orlando, Fla.)
- 22 CHL/NHL Top Prospects Game (St. Catharines, Ont.)
- 22-26 NHL All-Star Break (no games played)
- 22-25 No scheduled practices – dressing rooms closed
- 24 NHL All-Star Skills Competition™ (Nationwide Arena, Columbus, Ohio)
- 25 60th NHL All-Star Game (Nationwide Arena, Columbus, Ohio)
- 27 NHL Regular Season resumes

February 2015

- 1 Hockey is for Everyone Month begins
- 14 Scotiabank Hockey Day in Canada (host: Halifax, N.S.)
- 21 2015 Coors Light NHL Stadium Series™: Los Angeles Kings at San Jose Sharks (Levi's® Stadium, Santa Clara, Calif.)
- 20-22 8th Annual Hockey Weekend Across America presented by CCM (USA Hockey)

March 2015

- 2 Trade deadline (3:00 p.m. ET)

April 2015

- 9-11 NCAA Frozen Four (TD Garden, Boston, Mass.)
- 11 Last day of regular season (all teams in action)
- 15 Stanley Cup Playoffs begin
- 16-26 IIHF Under-18 World Championship (Zug and Lucerne, Switzerland)

May 2015

- 1-17 IIHF World Championship (Prague and Ostrava, Czech Republic)
- 21-31 CHL Memorial Cup (Quebec City, Que.)
- 31–June 6 NHL Combine (Buffalo, N.Y.)

June 2015

- 20 Last possible day for 2014 Stanley Cup Final
- TBA Deadline for first club-elected salary arbitration (later of June 15 or 48 hours after the conclusion of the Stanley Cup Final, 5:00 p.m. ET)
- 26-27 NHL Draft (BB&T Center, Sunrise, Fla.)

July 2015

- 1 Free agency begins (12:00 p.m. ET)
- 5 Deadline for player-elected salary arbitration notification (5:00 p.m. ET)
- 6 Deadline for club-elected salary arbitration notification (5:00 p.m. ET)
- 20–Aug. 4 Salary arbitration hearings held

August 2015

- 6 Deadline for salary arbitration decisions to be rendered



NOTES



NOTES



OFFICIAL 2014-15 EDMONTON OILERS SCHEDULE

SEPTEMBER 2014	SUN	MON	TUE	WED	THU	FRI	SAT
	1	2	3		4	5	6
	7	8	9	10	11	12	13
	14	15	16	17	18	19	20
	21 CGY 6:00 pm	22	23	24 WPG 6:00 pm	25	26	27
	28 CHI @ SAS 4:00 pm	29 WPG 7:00 pm	30				

OCTOBER 2014	SUN	MON	TUE	WED	THU	FRI	SAT
				1 ARZ 7:00 pm	2 VAN 7:00 pm	3	4 VAN 8:00 pm
	5	6	7	8	9 CGY 7:30 pm	10	11 VAN 8:00 pm
	12	13	14 SN360 LAK 8:30 pm	15 SNV ARZ 8:30 pm	16	17 SN60 VAN 7:30 pm	18
	19	20 SNV TBL 7:30 pm	21	22 SN133 WSH 7:30 pm	23	24 SNV CAR 7:30 pm	25
	26	27 SN1 MTL 7:30 pm	28	29 SN133 NSH 8:00 pm	30	31	

NOVEMBER 2014	SUN	MON	TUE	WED	THU	FRI	SAT
							1 CBJ VAN 8:00 pm
	2	3	4 SN60 PHI 5:00 pm	5	6 SN360 BOS 5:00 pm	7 SNV BUF 5:00 pm	8
	9 SNV NYR 4:00 pm	10	11 SNV NSH 6:00 pm	12	13 SN60 OTT 7:30 pm	14	15
	16 SNV ARZ 7:00 pm	17	18	19 SN VAN 6:00 pm	20	21 SNV NJD 7:30 pm	22 HNIC CHI 8:00 pm
	23	24	25 SNV DAL 6:30 pm	26	27 SN360 NSH 6:00 pm	28 SNV STL 6:00 pm	29
30							

DECEMBER 2014	SUN	MON	TUE	WED	THU	FRI	SAT
		1 SNV ARZ 7:30 pm	2	3 SNVSN1 WPG 7:00 pm	4	5	6
	7 SNV SJS 7:00 pm	8	9 SNV SJS 8:30 pm	10 SNV ANA 8:00 pm	11	12 ANA 7:30 pm	13
	14 SNV NYR 7:30 pm	15	16 SNV ARZ 7:00 pm	17	18 SN360 SJS 8:30 pm	19	20
	21 SNV DAL 4:00 pm	22	23 SNV ARZ 6:00 pm	24	25	26	27 HNIC CGY 8:00 pm
	28	29	30 SNV LAK 7:30 pm	31 SN CGY 7:30 pm			

JANUARY 2015	SUN	MON	TUE	WED	THU	FRI	SAT
					1	2 SNV COL 7:00 pm	3
	4 SNV NYI 7:30 pm	5	6 SNV DET 7:30 pm	7	8	9 SNV CHI 7:30 pm	10
	11 CITY FLA 5:00 pm	12	13 SNV STL 6:00 pm	14	15 SNV TBL 5:30 pm	16	17 SNV FLA 5:00 pm
	18	19	20 SNV WSH 5:00 pm	21	22	23	24
	25	26	27 SN60 MIN 7:30 pm	28	29 SN60 BUF 7:30 pm	30	31 HNIC CGY 8:00 pm

FEBRUARY 2015	SUN	MON	TUE	WED	THU	FRI	SAT
	1	2 SJS 8:30 pm	3	4 SN PIT 6:00 pm	5	6	7 HNIC TOR 5:00 pm
	8	9 SNV NJD 5:00 pm	10 SNV NYI 5:00 pm	11	12 SNV MTL 5:30 pm	13	14 HNIC OTT 12:00 pm
	15	16 SN60 WPG 6:00 pm	17	18 SN BOS 8:00 pm	19	20 SN60 MIN 7:00 pm	21 HNIC ANA 5:00 pm
	22	23	24 SN60 MIN 6:00 pm	25	26	27	28 HNIC STL 8:00 pm

MARCH 2015	SUN	MON	TUE	WED	THU	FRI	SAT
	1	2	3 SNV LAK 7:30 pm	4	5	6 SN1 CHI 6:30 pm	7
	8 SNV CAR 1:00 pm	9 SNV DET 5:30 pm	10	11	12 SNV PIT 5:00 pm	13 SN60 CBJ 5:00 pm	14
	15	16 SNV TOR 7:30 pm	17	18 SN CBJ 8:00 pm	19	20	21 HNIC PHI 8:00 pm
	22	23 SNV WPG 7:30 pm	24	25 SN COL 6:00 pm	26	27 SN1 DAL 7:30 pm	28
	29	30 SN1 COL 7:00 pm	31				

APRIL 2015	SUN	MON	TUE	WED	THU	FRI	SAT
				1 ANA 8:00 pm	2 SNV LAK 8:30 pm	3	4 HNIC CGY 8:00 pm
	5	6	7 SNV LAK 7:30 pm	8	9 SN360 SJS 7:30 pm	10	11 HNIC VAN 8:00 pm
	12	13	14	15	16	17	18
	19	20	21	22	23	24	25
	26	27	28	29	30		

All game times and stations are subject to change. Check EdmontonOilers.com for the latest schedule.

PRE-SEASON	PRE-SEASON	SN	Televised on Sportsnet	HNIC	Televised on Hockey Night in Canada
HOME	AWAY	SNV	Televised on Sportsnet West	CITY	Televised on CITY TV
		SN60	Televised on Sportsnet Oilers		All games heard on the Oilers Radio Network
		SN1	Televised on Sportsnet ONE		
		SN360	Televised on Sportsnet 360		

"Copyright (c) 2014 by the National Hockey League. All right reserved. Reproduction in whole or in part without permission of the National Hockey League is strictly prohibited. Publication of this schedule is permitted for the sole purpose of informing members of the public who wish to attend or view on television National Hockey League games. Any other publication or use of any portion of this schedule, including for the purpose of lottery or other form of gambling, whether such gambling is legal or illegal, is strictly prohibited."

ABBREVIATIONS

ANA - Anaheim	DET - Detroit	PHI - Philadelphia
ARZ - Arizona	FLA - Florida	PIT - Pittsburgh
BOS - Boston	LAK - Los Angeles	SJS - San Jose
BUF - Buffalo	MIN - Minnesota	STL - St. Louis
CAR - Carolina	MTL - Montreal	TBL - Tampa Bay
CBJ - Columbus	NJD - New Jersey	TOR - Toronto
CGY - Calgary	NSH - Nashville	VAN - Vancouver
CHI - Chicago	NYI - NY Islanders	WPG - Winnipeg
COL - Colorado	NYR - NY Rangers	WSH - Washington
DAL - Dallas	OTT - Ottawa	

WE'VE GOT THE RINK. WE NEED THE PLAYERS.

TELL US WHAT YOU DO FOR HOCKEY FOR A CHANCE TO PLAY* HERE.

#ANYTHINGFORHOCKEY



DIEHARD FAN & SPONSOR OF THE OILERS.

*Must be 19 years of age or older. No purchase necessary. Skill testing question applies. Ten (10) prizes available to be won, each worth \$10,000.00 CAD. Contest ends Jan. 31, 2015. Visit molsoncanadian.ca for contest details.

The Edmonton Oilers and associated logos are registered trademarks owned by Rexall Sports Corp. and are used under license. All rights reserved.



