






2009-10 CALGARY FLAMES MEDIA GUIDE



WE
ARE

30 Years in the Making



1980-2010



Calgary Flames 30th Anniversary Patch



Free with purchase of any Flames Adult or Youth Jersey during the 2009-10 regular season.

FANATTIC STORE LOCATIONS

Calgary Airport
2000 Airport Rd. N.E.
Calgary, AB
403-571-9755

Pengrowth Saddledome
555 Saddledome Rise S.E.
Calgary, AB
403-571-9770


North Hill Centre
1632 - 14th Ave. N.W.
Calgary, AB
403-338-2080

or call: 1-877-477-2177




Visit Calgary's Authentic Team Store Today!

www.flamesport.com



30 Years in
the Making

In Memory of Daryl K. "Doc" Seaman



Last season, the Calgary Flames mourned the loss of one of the hockey club's original owners. Daryl K. "Doc" Seaman passed away on Sunday, January 11, 2009. He was 86.

Mr. Seaman was one of the original six owners and was instrumental in purchasing and bringing the Atlanta Flames and the National Hockey League to Calgary in 1980. His brother Byron, Ralph T. Scurfield, Norm Green, Normie Kwong and Harley Hotchkiss were also among the first owners. "I've lost a dear friend of 55 years and I have lost the best partner a man could have," said fellow Flames owner, lifetime friend and business associate Hotchkiss.

"People should know that the Flames were Doc's initiative and Doc's idea. There would have been no Flames in Calgary were

it not for Doc. Those who care about our team and the game owe him a debt of gratitude."

"If anyone is looking for inspiration or a hero, they can stop looking. Doc Seaman should be the choice," said Ken King, President and CEO of the Flames.

"Doc was a great visionary about the game and everything that applies to sport and life. He knew and appreciated the Canadian value of hockey, the tradition of the game and what's important. He was always our rock," noted Calgary Flames General Manager Darryl Sutter.

Mr. Seaman was born in Rouleau, Saskatchewan. At the time of his passing he was Chairman and President of Dox Investments Inc, a director of a number of public companies and an active supporter of several local charities and community projects. He graduated from the University of Saskatchewan with a B.S. in Mechanical Engineering. He received two honorary Doctor of Laws degrees from U of S and University of Calgary. He also received the Rotary International's Paul Harris Fellowship Award and was appointed an Officer of the Order of Canada.

Mr. Seaman served as a RCAF World War II pilot for five years with extensive tours in England, North Africa, Sicily and Italy.

Other achievements include a Governor General's appointment to the Royal Commission on Economic Union and Development Prospects for Canada from 1982 to 1985. He was awarded the Association of Professional Engineers' Frank Spragins Award and the McGill University Management Achievement Award. In 1987, he was made a life member of the Association of Professional Engineers of Alberta. He was also inducted into the Saskatchewan Oil & Gas Industry Hall of Fame in 1989.

In 1994, he sponsored the D.K. Seaman Chair in Technical and Professional Communication at U of S. In 1997, he was inducted into the Canadian Oilmen's Hall of Fame. In 2001, he was made an honorary regent of the Athol Murray College of Notre Dame and received the Humanitarian Award. In 2004, he was inducted into the Calgary Business Hall of Fame.

Besides the Flames, Mr. Seaman's hockey experience includes the Notre Dame Hounds at Wilcox and the Moose Jaw Canucks. Additionally, he was an original Governor of the Hockey Canada Foundation.

On June 1, 2007, he was inducted into the Alberta Sports Hall of Fame together with his brother Byron and Harley Hotchkiss, as builders who brought the Flames from Atlanta to Calgary in 1980.

CALGARY FLAMES 30th ANNIVERSARY SEASON

MEMBER OF THE NHL FOR 37 SEASONS

Flames Directory	4	Flames All-Time Records - Home and Road	228
Media Guidelines Summary	5	Flames Overtime Results	229-230
History of the Franchise	6-7	Flames Month by Month Results	231
Owners' Biographies	8-10	Home Attendance/Opening Game	232
Ken King	11	Flames - Yearly Leaders	233
Darryl Sutter	12-13	Flames - Penalty Shots	233-234
Hockey Club Personnel	14-21	Flames All-Time Leaders	235-236
Hockey Club Office Staff	22	Flames All-Time Top Seasons	237-238
Hockey Hall of Fame	23-24	Flames Career Scoring	239-243
Flames All-Star Selections	25	Flames Career Goaltenders	244
Flames All-Time Trophy Winners	26	Flames Lifetime Shutouts	245-246
Flames Foundation/Community Relations	27-29	Flames Home & Road vs NHL	247-248
McCaig Award & Scurfield Award	30	Flames All-Time Team Records	249-250
2009-10 Player Profiles	31-104	Flames All-Time Individual Records	251-252
In the System	105-128	Playoff Records	253
2009 Training Camp Roster	129	2009 Flames Playoff Scoring	254
NHL 2009 Entry Draft	130-133	2009 Playoffs Flames VS.	255
GM/Coaches	134	All-Time Flames vs other teams	256
Captains/1000th Game	135	Flames All-Time Playoff Games	257-258
Flames Year-by-Year Results	136-165	Flames Playoff All-Time Leaders	259-260
Years in Atlanta	166	Flames Playoff Team Records	261-266
Game-by-Game Results	167-179	Flames Playoff Individual Records	266-269
Game-by-Game Legend	179	Flames All-Time Playoff Series Record	270
2008-09 Results	180	Flames All-Time Roster	271-279
NHL Stats 2008-09	181-182	Flames All-Time Sweater Numbers	280-284
Flames Highs & Lows	183-186	2009-10 NHL On-Ice Officials	285
Flames 2008-09 Team Scoring	187	Abbotsford Heat	286
Flames 2008-09 Individual Goals	188	Abbotsford Heat 2009-10	
Scoring Breakdown	189-190	Regular Season Schedule	287
Flames 2008-09 Overall Results	191-192	Quad City Flames 2008-09 Scoring	288
Flames Home Results/Road Results	193-194	Calgary Hitmen	289
2009 Stanley Cup Results/Divisional Alignment	195	Calgary Hitmen 2009-10 Season Schedule	290
Flames vs. NHL Teams 2008-09	196-225	2009-10 Critical Dates Calendar	291
Flames Year-by-Year Records	226	Pengrowth Saddledome Seating Bowl	292
Flames All-Time Records - Overall	227	2009-10 Calgary Flames Schedule	293



CALGARY FLAMES HOCKEY CLUB

Pengrowth Saddledome

P.O. Box 1540, Station 'M'

Calgary, AB, Canada T2P 3B9

Phone: 403-777-2177 Fax: 403-777-2199

Website: www.calgaryflames.com

Editors:

Peter Hanlon
Sean Kelso

Statistics Contributors:

Bill Evans
Elias Sports Bureau

Photos:

Gerry Thomas, Aimee Rickert &
Getty Images

Design and Layout:

Chris Huey

The Flames Media Guide & Record Book is published by the
Calgary Flames Hockey Club, P.O. Box 1540, Station 'M',
Calgary, Alberta T2P 3B9.

Copyright© 2009 Calgary Flames Hockey Club.
All rights reserved.

The information and photos contained in this Media Guide & Record
book cannot be used for commercial purposes without the prior
written permission of the Calgary Flames.

2009-10 CALGARY FLAMES CLUB DIRECTORY



Pengrowth Saddledome
PO Box 1540, Station M, Calgary, Alberta T2P 3B9
Phone: 403-777-2177 PR Fax: 403-777-2195
MEDIA HOTLINE: 403-777-3666



OWNERS

N. Murray Edwards (Chair), Harley N. Hotchkiss,
Alvin G. Libin, Allan P. Markin, Jeffrey McCaig,
Clayton H. Riddell, BJ Seaman

EXECUTIVE

President & Chief Executive Officer Ken King
General Manager Darryl Sutter
Vice-President
Hockey Administration/CFO..... Michael Holditch
Vice-President, Building Operations Libby Raines
Vice President, Advertising,
Sponsorship & Marketing Jim Bagshaw
Vice-President, Sales Rollie Cyr
Vice-President, Communications Peter Hanlon
Vice-President,
Business Development Jim Peplinski
Vice-President,
Food and Beverage Mark Vaillant

HOCKEY CLUB PERSONNEL

General Manager Darryl Sutter
Vice-President,
Hockey Administration/CFO..... Michael Holditch
Director, Hockey Administration..... Mike Burke
Director, Player Personnel..... Duane Sutter
Director of Scouting..... Tod Button
Pro Scout/Player Development..... Ron Sutter
Pro Scout/Player Development..... Rhett Warren
Head Coach Brent Sutter
Assistant Coaches Dave Lowry, Ryan McGill,
..... Jamie McLennan, Rob Cookson
Exec. Asst. to GM and
Hockey Operations..... Brenda Koyich
Director of Amateur Scouting Mike Sands
Scouts: Fred Devereaux, Juha Hautamaa, Steve Leach, Bob
MacMillan, Robert Pulford, Greg Rejane, Blair Reid, Anders
Steen, Ritch Thibeau, Al Tuer, Tom Webster
Team Services Manager Sean O'Brien

MEDICAL/TRAINING STAFF

Strength & Conditioning Coach Rich Hesketh
Athletic Therapist Morris Boyer
Assistant Athletic Therapist..... Schad Richea
Equipment Manager Gus Thorson
Assistant Equipment Manager..... Mark De Pasquale
Massage Therapist..... Bryan Lentz
Head Physician Dr. Kelly Brett
Team Physician/Sports Medicine Dr. Jim Thorne
Team Orthopedic Surgeons.....
..... Dr. Nicholas Mohtadi and Dr. Richard Boorman
Team Dentist..... Dr. Bill Blair, Dr. Kristin Yont
Team Optometrist..... Dr. Derek Gaume
Dressing Room Attendant Jules Carriere

COMMUNICATIONS

Vice-President, Communications Peter Hanlon
Manager, Media Relations Sean Kelso
Administrative Assistant,
Communications Bernie Hargrave

ADMINISTRATION

Exec. Asst. to President/CEO Judy O'Brien
Exec. Asst. to
V.P. Hockey Admin/CFO..... Anita Cranston
Director, Finance Deniece Kennedy
Manager, Human Resources Betty Mah

MARKETING/TICKETING

V.P. Advertising,
Sponsorship & Marketing..... Jim Bagshaw
V.P. Sales Rollie Cyr
V.P. Business Development Jim Peplinski
Senior Director, Sponsorship Sales..... Pat Halls
Director, Corporate Sponsorship..... Kevin Gross
Manager, Key Corporate Accounts Mark Stiles
Manager, Promotions..... Scott Matheson
Executive Assistant Marketing Yvette Mutcherson
Executive Assistant to V.P. of Sales..... Vicki Rinke
Director, Executive Suites Bob White
Sales Manager..... Mike Franco
Customer Service Manager..... Marc Leost
Director, Broadcast & Production..... Carlo Petrini
Manager, Game Entertainment..... Gordie Macleod
Director, Retail/FanAttic Brent Gibbs
Manager, Publications Laurie Wheeler
Manager, Website Content Mike Board

PENGROWTH SADDLEDOME

V.P. Building Operations..... Libby Raines
V.P. Food and Beverage Mark Vaillant
Director, Business Operations Rob Blanchard
Operations Manager George Greenwood
Director, Food Services Art Hernandez
Senior Food Services Manager..... Sheila Parisien
Security/Parking/
Loss Prevention Manager..... Bob Godun

ABBOTSFORD HEAT

President Tom Mauthe
Head Coach Jim Playfair
Assistant Coaches Jared Bednar, Steve O'Rourke

MISCELLANEOUS DATA

Radio Affiliate..... The FAN 960 (960 AM)
TV Affiliate Rogers Sportsnet, CBC-TV,
..... Flames PPV, TSN
Minor League Affiliates..... Abbotsford Heat (AHL)
..... Utah Grizzlies (ECHL)

2009-10 CALGARY FLAMES MEDIA GUIDELINES SUMMARY



Peter Hanlon
Vice President,
Communications



Sean Kelso
Manager,
Media Relations



Bernie Hargrave
Administrative
Assistant,
Communications

PLAYER MEDIA AVAILABILITY DURING TRAINING CAMP

- Training camp will take place at the Pengrowth Saddledome. There will be three groups of players during Training Camp consisting of 56 players. The group will be available to the media at the completion of their training day, which consists of on-ice followed by off-ice sessions.
- For fitness testing times please contact the Flames Communications Department. All medicals and fitness testing will take place in the Flames locker room and training facility. As a result, media availability will occur in another designated area. Testing and medicals are closed to the media.
- Cameras and photographers are permitted on the visitors' bench only for practice sessions. At no time will media be permitted on either bench during scrimmage.
- Please check the Flames media information line for daily updates pertaining to the training schedule and Head Coach Brent Sutter's media availability times. The media information line is 403-777-3666.

REGULAR SEASON PRACTICE ACCESS

- Standard practice time will be 11:00 a.m. Game day skates will be at 10:00 a.m. Please note practice times may vary. We will make every effort to inform you in such a situation.
- The dressing room will remain closed before and during practice. When the dressing room door is closed, access is not permitted.
- Access to the dressing room will be granted following practice per NHL regulations: Five minutes following first group of players (who participated in the practice) leaving the ice for no less than 30 minutes. In the event of a meeting, the dressing room will be open until the meeting begins and again following the meeting for at least 30 minutes.
- Media access is permitted in the main locker room and foyer.
- Media access to the home players' bench is not permitted during practice.
- Brent Sutter will be available within 20 minutes following practice in a media conference format in a designated area near the dressing room. Individual interview (one-on-one) requests will only be granted in special circumstances and on advance notice.

GAME DAY AND POST GAME

- On request, players will be available to the media for interviews for a 30 minute period up to 90 minutes prior to game time. Preferably, media interviews should be conducted following the morning practice.
- Requests for players/coaches for broadcast pre-tape interviews must be made to the communications department before 11:00 a.m. on game day. In the case of "quick hits", please provide with at least two minutes remaining in the period with a back-up option.
- Dressing room will open to media five minutes after the game with same areas as stated above available for interviews.
- Brent Sutter will be available (in a media conference format) within 20 minutes of the conclusion of the game. The post game media conference will take place in the media lounge. The dressing room will remain open during the coach's press conference.
- Please request credentials 24 hours in advance of the game in which you have been assigned to cover. In the case of full-time credential media, please inform us, when possible, if you are not attending a particular game.

PHOTOGRAPHY/TELEVISION CAMERAS

- Please follow credential guidelines outlined above. Free-lance photographers will only be granted credentials when on assignment from a media outlet.
- Photographers/Cameras are permitted to shoot Flames practice from the visiting team bench or stands only.
- Television rightsholders may place one handheld camera on the bench during warm-up once the players have taken the ice (local – home bench only).
- Photographers will be guaranteed one location for the first period. Other period shooting locations will be coordinated during the game. Please respect sight lines of spectators at all times.
- Any live news shots utilizing the playing surface as a backdrop must conclude 30 minutes before television broadcast begins.
- As per NHL policy, non-rightsholders are not permitted to record highlights during games. Highlights will be available through Telus Operations Center, (800) 332-1083 or (403) 263-0250.

WEB/INTERNET

- Those media outlets that have been granted credentials and also have web media coverage will be provided with more detailed guidelines before the start of the 2009-10 season.

FLAMES MEDIA INFORMATION LINE

- For information and times for Flames practices, news conferences and other events call the Flames Media Information Line at 403-777-3666 for a prerecorded message.

*This is a summary of the comprehensive NHL media broadcast access policies.

HISTORY OF THE FRANCHISE



The Flames will mark their 29th NHL season, 30th year in Calgary and 25th year in the Pengrowth Saddledome during the 2009-10 season.

Since their arrival in 1980, the team has captivated hockey fans with their on-ice success, including a Stanley Cup victory in 1989, while establishing a solid off-ice reputation for community involvement through millions of dollars of contributions to charitable organizations throughout southern Alberta.

On May 21, 1980, Nelson Skalbania and a group of Calgary entrepreneurs consisting of Doc and B.J. Seaman, Harley Hotchkiss, Norm Green, Ralph Scurfield and Norman Kwong announced the acquisition of the Atlanta Flames franchise and declared their intention to relocate the team to Alberta.

In August, 1981, Skalbania sold his interest in the team to the Calgary contingent. The remaining six local businessmen continued to hold exclusive ownership until June 15, 1990, when Norm Green left to become owner of the Minnesota North Stars (now Dallas Stars). On August 8, 1994, further revisions to the club ownership structure saw the addition of six new investors and the departure of two of the team's original owners (Norman Kwong and Sonia Scurfield).

Subsequent changes and evolutions in the ownership group have led to the current group of six owners: N. Murray Edwards, Harley N. Hotchkiss, Alvin G. Libin, Allan P. Markin, the estate of J.R. McCaig and Clayton H. Riddell. The ownership group jointly controls operations for the Calgary Flames, the Pengrowth Saddledome and the WHL Calgary Hitmen Hockey Club.

On October 9, 1980, in their inaugural game at the Stampede Corral, the Flames battled the Quebec Nordiques to a 5–5 tie. The team played a total of 146 league, playoff and exhibition games at the Corral, losing only 28 regular season and four playoff games in three seasons, before moving across the street into the Saddledome in October, 1983.

The Flames formally assumed management of the Saddledome on August 1, 1994 and after extensive renovations, the venue was reopened on October 25, 1995. Today, the Pengrowth Saddledome is internationally recognized as a Calgary landmark.

In their 30-year history in Calgary, the Flames have become a premier franchise in the NHL. The pinnacle of the team's history was being crowned Stanley Cup champions for the 1988-89 season. In addition, they have captured two Presidents' Trophies for finishing the regular season with the best overall record (1987-88, 1988-89), three Clarence Campbell Conference titles (1985-86, 1988-89, 2003-04), two Smythe Division playoff championships (1985-86, 1988-89), two Pacific Division titles (1993-94, 1994-95) and a Northwest Division title (2005-06), plus several NHL individual and team honours and numerous attendance records.



The Flames will wear a special patch on their jerseys commemorating their 30th year in Calgary and have also unveiled a retro throwback sweater that will be worn five times throughout the 2009-10 season against their Canadian rivals.

The Flames' first appearance in the Cup finals was in 1986, and their most recent in 2004, when they electrified not only the city of Calgary but captivated all of Canada with their inspirational playoff run. The Flames followed up that performance by winning the tough Northwest Division in 2005-06 with 103 points, ranking seventh overall in the NHL and winning the William Jennings Trophy. That same year, goaltender Miikka Kiprusoff was awarded the Vezina Trophy as the NHL's top goaltender, while Dion Phaneuf was nominated for the Calder Memorial Trophy as the league's best rookie. In 2008-09 the Flames made the playoffs for the fifth consecutive season and for the 20th time in the team's history in Calgary.

In 2003-04, the Flames launched an exciting new red jersey as their home sweater, while the traditional whites were worn strictly for road games. The C of Red was revived during the NHL playoffs, and the red Flames jersey became the top-selling jersey launch in NHL history. With the league-wide introduction of the Reebok EDGE Uniform System™ at the start of the 2007-08 season, the Flames jersey was modified to include minor striping changes and shoulder patches featuring the flags of Canada and Alberta. The alternate black jersey has been officially retired.

In June 2009, the Flames named Brent Sutter as their new head coach. Brent amassed an 18-year NHL playing career with the New York Islanders and Chicago Blackhawks. He recorded 363 goals and 466 assists for 829 points and 1,054 penalty minutes in 1,111 career regular season games. Brent scored an additional 30 goals and 44 assists for 74 points and 164 penalty minutes in 144 career playoff games. Along with his brother Duane, Flames Director of Player Personnel, Brent was a member of the New York Islanders' 1982 and 1983 Stanley Cup Champion teams and served as captain from 1987 through 1991.



CALGARY FLAMES OWNERS




**N. Murray
EDWARDS**

N. Murray Edwards is owner and President of Edco Financial Holdings Ltd., a merchant banker since 1988. He is a leading investor in, and managing director and chairman or vice chairman of, numerous publicly traded companies including Canadian Natural Resources Limited, and Ensign Energy Services Inc. Today, these companies employ over 15,000 individuals. He is also a chairman, director and co-owner of the Calgary Flames Hockey Club.

Mr. Edwards graduated with a Bachelor of Commerce from the University of Saskatchewan with Great Distinction and a Bachelor of Laws with Honours from the University of Toronto. After moving to Calgary in 1983, he became a lawyer and later a Partner with Burnet, Duckworth & Palmer, a Calgary-based law firm.

At the community level, Mr. Edwards is a member of The Council of Champions of the Calgary Children's Initiatives and the Canadian Council of Chief Executives and on the Board of Directors of the C.D. Howe Institute.



**Harley N.
HOTCHKISS**


Harley N. Hotchkiss manages his own oil, gas, real estate and agricultural enterprises. He was born in Tillsonburg, Ontario and after World War II service in the Canadian Merchant Marine, graduated from Michigan State University with a Bachelor of Science degree in Geology. Mr. Hotchkiss has spent his entire working career in Calgary.

He is a member of several Canadian and American professional societies relating to petroleum and mineral exploration and has served on a number of corporate boards. He is a member of the Canadian Petroleum Hall of Fame and the Calgary business Hall of Fame. He also received the Haskayne School of Business Distinguished Leader Award and the City of Calgary Grant MacEwan Lifetime Achievement Award. He is past Chairman of both the Foothills Hospital Board and the Board of Trustees of the Alberta Heritage Foundation for Medical Research.

Mr. Hotchkiss is a Director of the Hockey Hall of Fame, past NHL Governor for the Calgary Flames and served six two-year terms as Chairman of the NHL Board of Governors. He was inducted as an

Honored Member of the Hockey Hall of Fame in 2006.

Mr. Hotchkiss is a Companion of the Order of Canada and a member of the Alberta Order of Excellence. He holds an Honorary Doctor of Laws degree from the Universities of Calgary and Lethbridge and an Honorary Doctor of Science Degree from Michigan State University.



**Alvin G.
LIBIN**

Alvin G. Libin is a native Calgarian with business interests in real estate, oil and gas and financial services. Mr. Libin is the President and Chief Executive Officer of Balmon Investments Ltd., a private management services and investment company. He has a strong commitment to the City of Calgary and to the Province of Alberta and has provided leadership in various volunteer positions.

In 2003, Mr. Libin and his wife Mona, through The Alvin and Mona Libin Foundation, established The Libin Cardiovascular Institute of Alberta in partnership with the University of Calgary and the Calgary Health Region. Its mission is to provide world-class cardiovascular health care, education and research for southern Alberta. He is Past Chairman of the Alberta Ingenuity Fund, a Foundation created by the Government of Alberta to stimulate and support science and engineering research for the benefit of Albertans. He also serves as a director of several corporate and community boards. Mr. Libin is an Officer of the Order of Canada and holds an Honorary Doctor of Laws degree from the University of Calgary. He was inducted into the Alberta Order of Excellence in 2004.

CALGARY FLAMES OWNERS




**Allan P.
MARKIN**

Allan P. Markin, a native of Calgary, is the Chairman of Canadian Natural Resources Limited, a natural gas crude oil exploration, development and production company. The Canadian Natural mission statement is "to develop people to work together to create value for the company's shareholders, by doing it right, with fun and integrity".

Allan has strongly supported Canadian Natural's corporate commitment to a wellness system for employees. This progressive system demonstrates Canadian Natural's commitment to wellness and health and is in keeping with "doing it right". He is a 1968 graduate of the University of Alberta with a Bachelor of Science Degree in Chemical Engineering. Mr. Markin has received honorary degrees of Doctorate of Laws from the University of Calgary, the University of Alberta and the University of Lethbridge.

He became owner of the Flames in 1994. The Mayor of the City of Calgary bestowed him with the Citizen of the Year award for 2004. St. Mary's University College awarded him with the Honorary Fellowship of St. Mary's in 2004. Allan is a Founder of St. Mary's

University College. In July 2008, Mr. Markin was appointed as an Officer of the Order of Canada by the Governor General. He received The Alberta Order of Excellence in October 2008. In the fall of 2009, he will be inducted into the Calgary Business Hall of Fame. Although diversified, his main philanthropic objective is to enhance education and health.



**Jeffrey J.
McCAIG**

Jeffrey James McCaig is Chairman and Chief Executive Officer of the Trimac Transportation group of companies. Mr. McCaig has been with Trimac since August 1983. He became President in May 1990 and Chief Executive Officer in July 1994. Prior to joining Trimac in 1983, Mr. McCaig practiced law in Calgary, from 1976 to 1983.

In addition to being chairman of the board of Trimac and its related companies, he also is a director of Potash Corporation of Saskatchewan and Standard Life Assurance Company of Canada.

He has a Master of Science in Management degree from the Sloan Program, Stanford University, Stanford, California (1984), and a law degree from Osgoode Hall Law School in Toronto (1976). He graduated Cum Laude in Economics from Harvard College in Cambridge, Massachusetts (1974).

Mr. McCaig was born in Moose Jaw, Saskatchewan on July 5, 1951. He is married and has three children.




**Clayton H.
RIDDELL**

Clayton H. Riddell was introduced as a new member of the Calgary Flames ownership group on August 29, 2003. His participation, combined with the ongoing commitment of the existing owners of the team and the community, provides strength, continuity and stability to the organization.

Mr. Riddell graduated from the University of Manitoba with a Bachelor of Science, Honors degree in Geology. In May 2004, he received an Honorary Doctor of Science degree from the University of Manitoba. Mr. Riddell has been the Chairman of the Board and Chief Executive Officer of Paramount Resources Ltd., a publicly traded oil and gas company since 1978. He is Chief Executive Officer of MGM Energy Corp. and is Chairman of the Board of Paramount Energy Trust and Trilogy Energy Trust.

Mr. Riddell is past president of the Canadian Society of Petroleum Geologists and past Chair of the Canadian Association of Petroleum Producers. Mr. Riddell is associated with several other profit and non-profit organizations. He has been a resident of Calgary for many years.


CALGARY FLAMES OWNERS



Byron J. Seaman was born in Rouleau, SK. He received his Bachelor of Science degree in Mechanical Engineering from the University of Saskatchewan in 1945 and spent one year as an instructor in Mechanical Engineering at that University. In October 1992 he received an Honorary Doctor of Science degree from the University of Saskatchewan. Mr. Seaman has over 50 years of experience in various positions in the oil, gas and resource industries on a world-wide basis. He served as Chairman of the Board and Chief Executive Officer of Bow Valley Resource Services Ltd. of Calgary (subsequently Bover Inc.) from 1976 to 1987, then as Chairman until 1990. He has served as a Director on numerous boards and is a Director Emeritus of Provident Energy Trust.

Mr. Seaman has served as a liaison for the Canadian Federal and Provincial Governments in providing management assistance to developing countries and was a member of the Premier's Advisory Council on Science and Technology in Alberta from 1990-92. Involved with numerous political, charitable and community organizations, Mr.

Seaman received a special award in 1987 from the Association of Professional Engineers, Geologists and Geophysicists of Alberta in recognition of his outstanding contribution to society. In 1991 he was inducted into the Saskatchewan Oil & Gas Industry Hall of Fame and was a recipient of the Governor General's Medal in 1993. On June 1, 2007, he was inducted into the Alberta Sports Hall of Fame together with his brother D.K. Seaman and Harley Hotchkiss, as builders who brought the NHL Atlanta Flames to Calgary.



PRESIDENT AND CHIEF EXECUTIVE OFFICER

Ken King has a big heart, a strong handshake, and a soft spot for Calgary, the Calgary Flames and Calgary Flames fans.

President and Chief Executive Officer of the Flames since summer 2001, King puts his family first.

But, close behind are Flames fans who also cherish the traditions and excitement of the National Hockey League. Look for him greeting fans between periods. He is genuinely interested in what they have to say about the game and their team.

King is also enthusiastic about the business of hockey and devoted to serving the Calgary community.

Like you, King has enjoyed the incredible Calgary Flames journey in recent years. He appreciates a resurgence of support both inside the Pengrowth Saddledome and across southern Alberta. And he too longs for another spectacular 2003/2004-type season, the road to the Stanley Cup finals and this time – a championship.

Born and raised in Hanley, Saskatchewan, King launched a 30-year career in the newspaper business that included senior executive positions in Canada's leading newspapers including President and Publisher of the Calgary Sun and Calgary Herald.

During his newspaper career in Calgary, King was acknowledged for his innovative marketing, establishment of healthy corporate relationships, spirited community leadership and appreciable growth for the newspapers.


King is a strong believer in contributing to the community and he spends an enormous amount of time with community efforts. His current involvement spans numerous organizations, including co-chair of REACH (a \$300 million medical fund-raising initiative), the Calgary Committee to End Homelessness, the Calgary Sport Tourism Authority, the Calgary Exhibition & Stampede, Borden Ladner Gervais CIAU Athlete of the Year Awards Committee and the Rotary Club of Calgary.

Previous support and commitment involved the Calgary Prostate Cancer Centre, Calgary Philharmonic Society, No Ka Oi Ranch Foundation and past-chairman of the Calgary Chamber of Commerce.

In 2005, King received an Alberta Centennial Medal for outstanding contributions to the province of Alberta. Other awards include the Queen's Golden Jubilee Medal for community service and the commemorative medal for the 125th Anniversary of the Confederation of Canada. In 1991, he was honoured as B'Nai Brith Man of the Year.

King is an avid but mediocre golfer and like many other Albertans, shares a passion for horses which he most often, but not always, stays mounted on. He and his wife, Marilyn, have two daughters, Amanda and Jocelin. King also has twin grandsons – first round NHL draft picks in 2022.

He also serves as an Alternate Governor of the NHL and President & Chief Executive Officer of the Western Hockey League's Calgary Hitmen.



Ken
KING



GENERAL MANAGER



**Darryl
SUTTER**

The 2009-10 NHL season will mark Darryl Sutter's sixth season as the club's General Manager after spending his first two years with the club as both Head Coach and GM. Under Sutter's guidance, the Flames qualified for the playoffs for a fifth consecutive year during the 2008-09 season. The 2006-2007 NHL season was Darryl Sutter's first in the General Manager's office full-time and the Flames third consecutive playoff appearance with him at the helm. During the 2005-2006 season, Sutter led the Flames to 103 points and the Northwest Division pennant, while carrying the dual responsibility of GM/Coach. The 2003-2004 campaign saw the Flames capture the Western Conference championship before falling to the Tampa Bay Lightning in game 7 of the Stanley Cup Finals. For Sutter, it was his second trip to the Finals during his coaching career. In his 29 years in the game of hockey as a player and a coach from junior to the NHL, including coaching stops in both the International Hockey League and the NHL, Sutter has reached the post season in all but one season.

Sutter joined the Calgary Flames as Head Coach on December 28, 2002. On April 11, 2003, he also added the position of General Manager to his title.

Darryl has quickly made his mark on the Calgary Flames. He has drafted top prospects, re-signed many of the Flames free agents and made key transactions that were of extreme importance in establishing an identity for the club while leading the Flames to the Stanley Cup playoffs.

Before joining the Flames, Sutter was the San Jose Sharks franchise leader in regular season games coached (434) and wins (192). Following the 2001-02 season Sutter became only the second coach in NHL history (New York Islanders – Al Arbour) to improve his team's point total for five consecutive seasons. The Viking, Alberta native led the Sharks to their first Pacific Division Title while setting new franchise records in wins (44) and points (99) during the 2001-02 campaign.

Prior to the Sharks, Sutter coached Chicago for three years (1992-95) and spent two seasons (1995-97) with the Blackhawks as a consultant for special assignments. As the Blackhawks Head Coach, Sutter led his team to the playoffs in all three seasons, including a trip to the Conference Finals in 1995 and a Norris Division title in 1992-93.

Sutter spent the 1987-88 campaign as a Blackhawks Assistant Coach to Bob Murdoch and served as an Associate Coach for Mike Keenan during the 1990-91 and 1991-92 seasons. During his final season as Associate Coach, the Blackhawks advanced to the Stanley Cup Finals before falling to the Pittsburgh Penguins.

Darryl spent two seasons coaching the Blackhawks top development affiliate in the IHL, which played in Saginaw (1988-89) and in Indianapolis (1989-90). Under Sutter's leadership, the Indianapolis Ice stormed through the regular season with 114 points and won the IHL's Turner Cup Championship with a 12-2 run in the playoffs while Sutter earned the League's Commissioner's Trophy as Coach of the Year.

During his eight-year playing career with the Blackhawks from 1979-87, Sutter scored 279 points (161 goals, 118 assists) with 288 penalty minutes in 406 NHL career games. He also posted 43 points (24 goals, 19 assists) in 51 playoff games. He was drafted by Chicago in the ninth round, 179th overall, in the 1978 NHL Entry Draft.

Sutter's Coaching Record			Regular Season					Playoffs		
Season	Team	Lea.	Games	W	L	T	OTL	Games	W	L
1988-89	Saginaw	IHL	82	46	26	10	-	6	2	4
1989-90	Indianapolis	IHL	82	53	21	8	-	14	12	2
1992-93	Chicago	NHL	84	47	25	12	-	4	0	4
1993-94	Chicago	NHL	84	39	36	9	-	6	2	4
1994-95	Chicago	NHL	48	24	19	5	-	16	9	7
1997-98	San Jose	NHL	82	34	38	10	-	6	2	4
1998-99	San Jose	NHL	82	31	33	18	-	6	2	4
1999-00	San Jose	NHL	82	35	30	10	7	12	5	7
2000-01	San Jose	NHL	82	40	27	12	3	6	2	4
2001-02	San Jose	NHL	82	44	27	8	3	12	7	5
2002-03	San Jose	NHL	24	8	12	2	2	-	-	-
	Calgary	NHL	46	19	18	8	1	-	-	-
2003-04	Calgary	NHL	82	42	30	7	3	26	15	11
2005-06	Calgary	NHL	82	46	25	-	11	7	3	4
TOTALS		NHL	860	409	320	101	30	101	47	54

Captured International Hockey League's (IHL) Turner Cup, 1990 – Named IHL Coach of the Year, 1990

GENERAL MANAGER

Sutter served as team captain with the Blackhawks for five seasons, beginning in the 1982-83 season through 1986-87 when he was forced to retire prematurely due to a series of injuries. He still holds or shares two Chicago playoff scoring records: most goals in one playoff year with 12 (1984-85) and most overtime goals in one playoff series with two (1984-85 vs. Minnesota).

Before making his impact in the NHL, Sutter began his professional career in Japan in 1978, scoring 41 points (28 goals, 13 assists) in 20 games with Iwakura, finishing as one of the Japan League's top rookies and among the league's leading scorers. After his season in Japan ended, Sutter played 19 games with New Brunswick in the American Hockey League where he scored 13 points (7 goals, 6 assists) and posted three points (1 goal, 2 assists) in five post season games.

In 1979-80, Sutter captured AHL Rookie of the Year honours (the Dudley "Red" Garrett Memorial Trophy) after tallying 66 points (35 goals, 31 assists) in 69 games.

Darryl is a member of the famous Sutter hockey family, who had six brothers that played in the NHL. Darryl along with brothers Brian, Duane, Brent, Ron and Rich collectively played in over 5,000 NHL games, won six Stanley Cups and scored 2,922 points (1,316 goals, 1,606 assists) and were inducted into the Alberta Sports Hall of Fame in May 2000 under the Lifetime Achievement category. Darryl and his wife Wanda have three children Brett, Christopher and Jessie.

Sutter's Playing Record			Regular Season					Playoffs				
Season	Team	Lea.	GP	G	A	PTS	PIM	GP	G	A	PTS	PIM
1974-75	Red Deer	AJHL	60	16	20	36	43	-	-	-	-	-
1975-76	Red Deer	AJHL	60	43	93	136	82	-	-	-	-	-
1976-77	Red Deer	AJHL	56	55	*78	*133	131	-	-	-	-	-
	Lethbridge	WCJHL	1	1	0	1	0	15	3	7	10	13
1977-78	Lethbridge	WCJHL	68	22	48	81	119	8	4	9	13	2
1978-79	Lethbridge	WCJHL	68	33	48	81	119	8	4	9	13	2
	New Brunswick	AHL	19	7	6	13	6	5	1	2	3	0
	Iwakura	Japan	20	28	13	41	-	-	-	-	-	-
1979-80	Chicago	NHL	8	2	0	2	2	7	3	1	4	2
	New Brunswick	AHL	69	35	31	66	69	12	6	6	12	8
1980-81	Chicago	NHL	76	40	22	62	86	3	3	1	4	2
1981-82	Chicago	NHL	40	23	12	35	31	3	0	1	1	2
1982-83	Chicago	NHL	80	31	30	61	53	13	4	6	10	8
1983-84	Chicago	NHL	59	20	20	40	44	5	1	1	2	0
1984-85	Chicago	NHL	49	20	18	38	12	15	12	7	19	12
1985-86	Chicago	NHL	50	17	10	27	44	3	1	2	3	0
1986-87	Chicago	NHL	44	8	6	14	16	2	0	0	0	0
TOTALS		NHL	406	161	118	279	288	51	24	19	43	26

Named AHL Second All-Star Team, 1980 – Selected AHL Rookie of the Year, 1980



HOCKEY CLUB PERSONNEL

VICE PRESIDENT

HOCKEY ADMINISTRATION & CHIEF FINANCIAL OFFICER



The 2009-10 season marks Michael's seventh season in the role of Vice President of Hockey Administration and Chief Financial Officer. In this role Michael works closely with General Manager Darryl Sutter and Director of Hockey Administration Mike Burke on the direction of all hockey operations including CBA interpretation, team development, administration and tracking of the player budget, player negotiations, arbitration, scheduling and contract review and documentation.

Michael joined the Flames organization in 1994. Prior to moving to the hockey operations group, the 43 year-old Holditch was the Vice President of Finance and Chief Financial Officer for the organization and the Governor of the Western Hockey League's Calgary Hitmen for five years through the 2002-2003 season. Michael also serves as the Treasurer of the Flames Foundation, the charity that is responsible for many of the organization's charitable initiatives.

Michael is a native Calgarian who attended the University of Calgary, graduating with a Bachelor of Commerce degree in 1988. Upon completion of his degree he also qualified for and practiced as a Chartered Accountant in Calgary. Michael and his wife Cara have two daughters Brynn and celebrated the birth of Cade in July of 2007.

DIRECTOR, PLAYER PERSONNEL




Duane is entering his second season with the Flames following 11 seasons with the Florida Panthers. The previous five years he held the position of Director of Player Development but has also worked in other capacities with the Panthers including head coach, assistant coach and pro scout.

Duane played on four consecutive Stanley Cup winners with the New York Islanders during his 11-year playing career, spending eight seasons with the Islanders and three with the Chicago Blackhawks, before retiring after the 1989-90 campaign. Sutter appeared in 731 NHL games, recording 139 goals, 342 points and 1,333 penalty minutes. After completing his playing career, he spent two seasons as a scout for the Blackhawks, before taking over as head coach of the team's IHL affiliate in Indianapolis for three years.

One of six brothers to have played in the NHL (Brent, Brian, Darryl, Rich and Ron) and one of three (Brian, Darryl) to become an NHL head coach, Sutter was a first-round draft pick of the New York Islanders in 1979 (17th overall). A native of Viking, AB, Sutter and his wife, Cindy, have three children, daughters Darby and Kassie and son Brody.

DIRECTOR, HOCKEY ADMINISTRATION



The 2009-10 NHL season represents Mike Burke's 27th year with the Calgary Flames. Since the start of the 1994-95 campaign, when Burke moved to the hockey department and was promoted to his current position, he has been responsible for the administration of the hockey club. He works closely with General Manager Darryl Sutter and Vice President of Hockey Administration/CFO Michael Holditch in managing many facets of the Flames hockey operations.

Burke's vast experience in hockey-related issues has made him a valuable part of the hockey staff. His main responsibilities include contract research, analysis and negotiation, player assignments, preparation of salary arbitrations, liaison between the NHL and the Flames regarding all aspects of hockey administration, monitoring collective bargaining issues and helping coordinate the day-to-day operations of the Club.


Prior to his current appointment, the 49-year-old Burke was responsible for the Club's media relations and communications. Many of the initiatives developed by the organization through the years have become implemented within the National Hockey League.

A graduate of the Public Relations program at Mount Royal College, Burke began his sports administration career with the Saskatoon Blades (WHL) in 1980 before serving two seasons as General Manager of a minor-pro team in the Montreal Expos' organization. He has often worked with the NHL in both NHL All-Star Games and NHL Stanley Cup Final events. In 1996, Burke was added as a member of Team Canada's hockey operation staff for the World Cup of Hockey tournament.

A native of Plato, Saskatchewan, Burke and his wife Sandra have two children Keaton and Reid.

HOCKEY CLUB PERSONNEL

HEAD COACH



**Brent
SUTTER**

Brent joins the Calgary Flames after two seasons as the bench boss of the New Jersey Devils compiling a 97-56-11 (.625) record during the regular season, and an Atlantic Division title in 2008-09. Prior to that, Brent spent eight seasons as owner, president, general manager, and head coach of the Red Deer Rebels (WHL). During that time, he led the Rebels to a 314-194-68 (.604) as the team's head coach. Brent guided the Rebels to a WHL and Memorial Cup Championships in 2001, and three consecutive WHL Eastern Conference Championships from 2001-03. In 2001, Brent was named as the WHL's top coach taking home the Dunc McCallum Memorial Trophy.

He has represented Canada twice as the head coach guiding the National Junior team to consecutive 6-0-0 marks and gold medals at the 2005 and 2006 IIHF World Junior Championships. As a player, the Viking, Alberta native helped his country win the 1984, 1987, and 1991 Canada Cup Championships. Brent was also a member of Canada's 1986 Bronze medal-winning World Championship team.

Brent amassed an 18 year NHL playing career with the New York Islanders and Chicago Blackhawks. He recorded 363 goals and 466 assists for 829 points and

1,054 penalty minutes in 1,111 career regular-season games. Brent scored an additional 30 goals and 44 assists for 74 points and 164 penalty minutes in 144 career playoff games.

Along with the Flames Director of Player Personnel and brother Duane, Brent was a member of New York Islanders 1982 and 1983 Stanley Cup Championship teams, and served as captain from 1987 through 1991.

Sutter was traded to Chicago on October 25, 1991 and played seven more seasons, including three years under his brother Darryl. Brent retired on April 18, 1998. He was originally the New York Islanders first choice (17th overall) in the 1980 NHL Entry Draft.

Brent Sutter is the third youngest of seven Sutter brothers, six of whom played in the NHL. He and his wife, Connie, have two sons, Merrick and Brandon, and one daughter, Brooke. Brandon currently plays for the Carolina Hurricanes, and was their first choice (11th overall) in the 2007 NHL Entry Draft.

CAREER COACHING RECORD

Season	Team	Lge	GP	W	L	T	OTL	Pct	Result
1999-00	Red Deer Rebels	WHL	72	32	31	9	0	0.507	Lost in round 1
2000-01	Red Deer Rebels	WHL	72	54	12	3	3	0.792	Won WHL/CHL Championship
2002-03	Red Deer Rebels	WHL	72	50	17	3	2	0.729	Lost in WHL Final
2003-04	Red Deer Rebels	WHL	72	35	22	10	5	0.590	Lost in round 3
2004-05	Red Deer Rebels	WHL	72	36	26	6	4	0.569	Lost in round 1
2005-06	Red Deer Rebels	WHL	72	26	40	0	6	0.403	Out of Playoffs
2006-07	Red Deer Rebels	WHL	72	35	28	0	9	0.549	Lost in round 1
2007-08	New Jersey Devils	NHL	82	46	29	0	7	0.604	Lost in round 1
2008-09	New Jersey Devils	NHL	82	51	27	0	4	0.646	Lost in round 1
TOTALS		NHL	164	97	56	0	11	0.625	



HOCKEY CLUB PERSONNEL

Brent Sutter's Playing Record

Regular Season


Playoffs

Season	Team	Lea.	GP	G	A	PTS	PIM	GP	G	A	PTS	PIM
1977-78	Red Deer	AJHL	60	12	18	30	33					
1978-79	Red Deer	AJHL	Statistics Unavailable									
1979-80	Lethbridge	WHL	5	1	0	1	2	--	--	--	--	--
1980-81	Lethbridge	WHL	68	54	54	108	116	9	6	4	10	51
	New York	NHL	3	2	2	4	0	--	--	--	--	--
1981-82	Lethbridge	WHL	34	46	34	80	162	--	--	--	--	--
	NY Islanders	NHL	43	21	22	43	114	19	2	6	8	36
1982-83	NY Islanders	NHL	80	21	19	40	128	20	10	11	21	26
1983-84	NY Islanders	NHL	69	34	15	49	69	20	4	10	14	18
1984-85	NY Islanders	NHL	72	42	60	102	51	10	3	3	6	14
1985-86	NY Islanders	NHL	61	24	31	55	74	3	0	1	1	2
1986-87	NY Islanders	NHL	69	27	36	63	73	5	1	0	1	4
1987-88	NY Islanders	NHL	70	29	31	60	55	6	2	1	3	18
1988-89	NY Islanders	NHL	77	29	34	63	77	--	--	--	--	--
1989-90	NY Islanders	NHL	67	33	35	68	65	5	2	3	5	2
1990-91	NY Islanders	NHL	75	21	32	53	49	--	--	--	--	--
1991-92	NY Islanders	NHL	8	4	6	10	6	--	--	--	--	--
1991-92	Chicago	NHL	61	18	32	50	30	18	3	5	8	22
1992-93	Chicago	NHL	65	20	34	54	67	4	1	1	2	4
1993-94	Chicago	NHL	73	9	29	38	43	6	0	0	0	2
1994-95	Chicago	NHL	47	7	8	15	51	16	1	2	3	4
1995-96	Chicago	NHL	80	13	27	40	56	10	1	1	2	6
1996-97	Chicago	NHL	39	7	7	14	18	2	0	0	0	6
1997-98	Chicago	NHL	52	2	6	8	28	--	--	--	--	--
NHL Totals			1111	363	466	829	1054	144	30	44	74	164



HOCKEY CLUB PERSONNEL

ASSISTANT COACH



Ryan McGill, a native of Sherwood Park, Alberta, joins the Calgary Flames as an Assistant Coach after four seasons as the Head Coach for the Flames AHL primary affiliate team in Quad City and Omaha. Prior to that, McGill was the head coach of the Hartford Wolf Pack (AHL) for three seasons, winning the Atlantic Division and earning a berth in the Eastern Conference Final in 2004. As Head Coach of the Kootenay Ice (WHL) for four and a half seasons, McGill led the team to capture the 2002 Memorial Cup and WHL Championships in both 2000 and 2002. Originally a 2nd round pick of the Chicago Blackhawks in the 1987 NHL Draft, McGill has played in 151 NHL games split between Chicago, Philadelphia and Edmonton.

The Chicago Blackhawks selected defenceman Ryan McGill in round two of the 1987 NHL Entry Draft, 29th overall. McGill began his junior career with the Lethbridge Broncos when he was 16. Going into his third year McGill was traded to the Medicine Hat Tigers, who were the defending Memorial Cup champions. He helped the Tigers gain their second consecutive Memorial Cup victory in 1988. McGill spent several years in the minors before he was called up to the Blackhawks for nine games during the 1991-92 season. He was traded to the Quebec Nordiques in March, 1991 but was sent back to the Blackhawks in September, and Chicago traded him again in February, 1992 to the Philadelphia Flyers. In March, 1995 McGill was traded to the Edmonton Oilers but lasted just eight games. On April 5, 1995 he suffered a career-ending eye injury in a game against the Anaheim Mighty Ducks.

Ryan and his wife Karen have two daughters; Kate and Kyla.

ASSISTANT COACH



Dave Lowry was named Assistant Coach of the Calgary Flames on June 23, 2009. Lowry rejoined Calgary after finishing his playing career with the Flames in 2004.

Most recently, Lowry was the Head Coach of the Calgary Hitmen (WHL) during the 2008-09 season, and guided the Hitmen to the best record in the WHL (59-9-3-1) and a berth in the 2009 WHL Championship as the Eastern Conference champions.

Lowry was an Associate Coach with the Hitmen in 2007-08 and an Assistant Coach from 2005-07, making it to the Eastern Conference final in both 2007 and 2008.

Lowry was born in Sudbury, Ontario and played in the OHL with the London Knights. He played three seasons from 1982-83 to 1984-85 collecting 223 points (100 goals, 123 assists) in 169 games. His 120 point season in 1984-85 made him an OHL First Team All Star.

Lowry was Vancouver's 6th choice, 114th overall in the 1983 NHL entry draft. It helped launch a National Hockey League career that would span 19 seasons. Dave played 1084 career games (164 goals, 187 assists for 351 points) with five teams; Vancouver, St. Louis, Florida, San Jose and Calgary. Lowry also played in 111 playoff games (16 goals, 20 assists, 36 points) with his best post season run in the spring of '96. Dave helped the Florida Panthers to the Stanley Cup final, picking up a team leading 17 points in 22 games.

NHL Recap: Traded to St. Louis by Vancouver for Ernie Vargas, September 29, 1988. Claimed by Florida from St. Louis in Expansion Draft, June 24, 1993. Traded to San Jose by Florida with Florida's 1st round choice (later traded to Tampa Bay-Tampa Bay selected Vincent Lecavalier) for Viktor Kozlov and Florida's 5th round choice (previously acquired, Florida selected Jaroslav Spacek) in 1998 Entry Draft, November 13, 1997. Signed as a free agent by Calgary, July 26, 2000. During his time with the Flames, Lowry earned the instant respect of teammates and was named captain from 2000 to 2002.

Dave and his wife Elaine have four children: Sarah, Joel, Adam, and Tessa.



HOCKEY CLUB PERSONNEL

ASSISTANT COACH




Rob Cookson is in his tenth season with the Flames coaching staff after three seasons as Video Coach with the Philadelphia Flyers. Cookson, a native of Lacombe, Alberta has an impressive resume of coaching and technical experience in the hockey world. Before joining the Flyers, he served as an Assistant Coach for the Canadian Men's Olympic Team in the 1998 Winter Olympics in Nagano, Japan. More recently, he worked alongside Brent Sutter as an Assistant Coach for Team Canada's gold medal winning team at the 2005 World Junior Championships. In April 2003, Rob joined the Canadian National Men's Team as an Assistant Coach at the World Championships and played an important role as Canada captured the gold medal in the tournament. It was Rob's third stint as Assistant Coach for Canada at the World Championships.

Rob began his career with the Canadian Hockey program in 1991 as Manager of Video Production, assisting the Canadian National Team's coaching staff (men's, women's and junior) with video preparation, analysis and video pre-scouting. As an Assistant Coach with Team Canada, Cookson has won five gold medals (1995, 1996, 1997, 2005 World Juniors and 1997, 2003 World Championships).

He also served as a video technician for the Canadian Men's Olympic Team in the 1994 Winter Olympics in Lillehammer, Norway.

Rob and his wife Shirley make Calgary their year round home.

GOALTENDING COACH




McLennan will move in to the role of Goaltending Coach after spending last season as the Flames Director of Goaltending Development/Pro Scout. McLennan finished his NHL career as a member of the Flames following the 2006-07 season. He played one more season of professional hockey split between the Russian League and the Asian League in 2007-08. In 254 NHL career games with the NY Islanders, St. Louis Blues, Minnesota Wild, NY Rangers, Florida Panthers and Calgary Flames, McLennan posted an 80-109-33 record.

Originally drafted by the Islanders in the third round of the 1991 NHL Entry Draft, McLennan recorded a career 2.68 GAA. As a member of the Blues during the 1997-98 season, he was the winner of the Bill Masterton Memorial Trophy, awarded annually to the NHL player who best exemplifies the qualities of perseverance, sportsmanship and dedication to the game of hockey. The St. Albert, AB, native played four seasons with the Lethbridge Hurricanes of the WHL.



HOCKEY CLUB PERSONNEL

STRENGTH & CONDITIONING COACH




Rich Hesketh has been working with the Flames as a Strength & Conditioning Coach since the 1995-1996 season. He has a BPE from McMaster University (1987) and has represented Canada on eleven national track and field teams in the decathlon. He has competed internationally at the Commonwealth Games on two occasions, represented Canada at the Pan American Games and is a five-time Canadian Champion in Combined Events.

As the Strength and Conditioning Coach, Rich creates individualized training programs for each player of the Calgary Flames for both the hockey season and off-season. He also designs programs and trains all Flames prospects at the developmental level. He works closely with the medical staff and athletic therapist to condition players while they are injured or rehabilitating.

Rich also coaches speed/power athletes for the University of Calgary and Calgary Spartans Track and Field clubs. In July of 2005, Rich joined Nike as a consultant trainer and helped develop their hockey training program.

Rich and his wife Linda reside in Calgary with their three children: Asia, Jade and Adrian.

ATHLETIC THERAPIST



Morris Boyer is entering his thirteenth season as the Athletic Therapist with the Flames after joining the organization at the start of the 1997-98 season. In July of 2001, he was appointed head Athletic Trainer for the Flames with his primary responsibilities including injury prevention, care and rehabilitation. In April of 2003, he was named Athletic Therapist for the Canadian National Men's Hockey Team who captured a gold medal at the IIHF Men's World Championships.

Morris is a graduate of the University of Alberta with a Bachelor of Physical Education. In 1991 he achieved his Certified Athletic Therapist diploma from the Canadian Athletic Therapists Association. Upon graduation, Morris worked with the Canadian Men's Volleyball team, the Canadian Professional Rodeo Sport Medicine Team, Edmonton Brick Men Soccer Club, Red Deer College and the Sports Medicine Clinic in Oshawa, Ontario. In addition, he was a member of the athletic therapy staff for the 1993 World University Games and 1995 PAN-AM Games in Argentina.

Morris's experience is not limited to his post graduation years. He has also worked as a student therapist at the Glen Sather Sports Medicine Clinic in Edmonton and was a therapist for both the U of Alberta Golden Bears Hockey Team and the Sherwood Park Crusaders Jr. 'A' Hockey Team.

Morris and his wife Huguette have two sons Dakota and Chet.



HOCKEY CLUB PERSONNEL


ASSISTANT ATHLETIC THERAPIST



Schad is starting his first season as Assistant Athletic Therapist for the Calgary Flames coming to us from his post as Head Athletic Therapist for the University of Calgary Dinos. He recently completed his Masters of Education at the University of Washington. He also has a Bachelor of Science in Kinesiology from the University of Waterloo and a post degree diploma in Sport's Injuries Management from Sheridan College.

Schad is certified by both the CATA and NATA. Previous Athletic Therapy experience includes the Western Hockey League, minor league baseball, and National Wrestling Team. Schad grew up playing hockey in Dysart, Saskatchewan and has resided in Calgary for the past six years.

EQUIPMENT MANAGER




Gus Thorson is in his eleventh season as the Flames Equipment Manager following a decorated career with the Canadian National Hockey Team over 10 seasons. During that period, Gus attended six IIHF Men's World Championships capturing a Gold medal in 1997, and was the Equipment Manager for Team Canada at the 1998 Winter Olympic Games in Nagano, Japan. His tenure with the national program began in 1989 and he held the post of Head Equipment Manager during the final five years of his career with Hockey Canada.

Gus has worked in the hockey business at various levels for over 20 years. Prior to joining the National Team, the 50-year old, worked as a trainer with the University of Calgary and in the Western Hockey League with the Victoria Cougars, Moose Jaw Warriors and Calgary Wranglers.

As the man in charge of all equipment and supplies for the Flames and their affiliated players in Abbotsford (AHL), Thorson will outfit more than 60 players. During the season, his responsibilities will include skate sharpening, maintaining inventory, repairing equipment and coordinating the transfer of the team's equipment to other NHL cities.

Although a native of Sackville, New Brunswick, Gus has called Calgary home since 1970. Gus and his wife Fran have three children, sons Garrett and Craig, and daughter Amy.

ATHLETIC THERAPIST/ASSISTANT EQUIPMENT MANAGER



Mark "Depo" DePasquale enters his fourth season with the Calgary Flames training staff with the start of the 2009-10 season. He was a member of the Chicago Blackhawks organization since 1991. He provides 18 years of athletic therapy and equipment management experience to Calgary and works alongside Equipment Manager Gus Thorson.

Mark's initial role with the Blackhawks was as an Assistant Equipment Manager responsible for the day-day operations of player personnel involving equipment for practices and games from 1989-1996. Mark moved to Arizona in 1996 to pursue a career as a professional golfer while working for the Jeremy Roenick Foundation that raised money for multiple children's charities in the greater Phoenix area. He moved back to Chicago and served as an Equipment Manager for the Chicago Wolves (IHL) for the 2000-01 season.

Mark, 39, is a graduate of the University of Illinois-Chicago with a Bachelor of Science in Kinesiology. Mark, and his wife Kelly have twins Maddox and Mia and reside in Calgary.

HOCKEY CLUB PERSONNEL



Brenda Koyich
Exec. Asst., GM &
Hockey Operations



Sean O'Brien
Manager, Team
Services



Tod Button
Director of Scouting



Mike Sands
Director of Amateur
Scouting



Ron Sutter
Pro Scout/Player
Development



Steve Leach
Pro Scout



Rhett Warrenner
Scout/Player
Development



Tom Webster
Scout



Fred Devereaux
Scout



Juha Hautamäki
Scout



Bob MacMillan
Scout



Robert Pulford
Scout



Greg Rejanen
Scout



Blair Reid
Scout



Anders Steen
Scout



Ritch Thibeau
Scout



Al Tuer
Scout



Jules Carriere
Dressing Room
Attendant



Bryan Lentz
Massage Therapist



Dr. Kelly Brett
Head Physician



Dr. Jim Thorne
Team Physician/
Sports Medicine



Dr. Bill Blair
Team Dentist



Jim Playfair
Head Coach
Abbotsford Heat



Jared Bednar
Assistant Coach
Abbotsford Heat



Steve O'Rourke
Assistant Coach
Abbotsford Heat

HOCKEY CLUB OFFICE STAFF



Jim Bagshaw
VP, Advertising,
Sponsorship &
Marketing



Rollie Cyr
VP, Sales



Peter Hanlon
VP, Communications



Jim Peplinski
VP, Business
Development



Libby Raines
VP, Building
Operations



Mark Vaillant
VP, Food & Beverage



Pat Halls
Senior Director,
Sponsorship Sales



Kevin Gross
Director, Corporate
Sponsorship



Art Hernandez
Director, Food Services



Brent Gibbs
Director, Merchandise
& Product Development



Deniece Kennedy
Director of Finance



Bob White
Director, Suites



Mike Board
Manager, Website
Content



Mike Franco
Manager, Ticket Sales



Bob Godun
Manager, Security &
Parking



Rob Blanchard
Director, Building
Operations



George Greenwood
Manager, Building
Operations



Marc Leost
Manager,
Customer Service



Betty Mah
Manager, Human
Resources



Mark Stiles
Manager, Sponsorship
& Key Accounts



Scott Matheson
Promotions Manager



Laurie Wheeler
Manager, Publications



Judy O'Brien
Executive Assistant to
Ken King



Carlo Petrini
Director of Broadcast
Production



Kelly Kisio
General Manager,
Calgary Hitmen




HOCKEY HALL OF FAME



BCE Place, 30 Yonge Street, Toronto, Ontario, M5E 1X8 Phone: 416-360-7765 Website: www.hhof.com

HARLEY HOTCHKISS - Owner, 1980 - Present, Inducted – 2006



On June 28, 2006, Flames co-owner Harley Hotchkiss received the prestigious honour of election to the Hockey Hall of Fame. Harley is the youngest of six children raised on a farm near Tillsonburg, Ontario. He spent his winters on the pond playing hockey emulating his beloved Toronto Maple Leafs. His idol was Syl Apps. In addition to dreaming of playing in the NHL, the young Hotchkiss also planned a second career in the business world, just in case. The game of hockey was the beneficiary of Harley's practical side as he has used his business success to ensure the growth and development of hockey in Canada.

An original member of the Flames ownership group, Harley Hotchkiss was among this group of local businessmen who introduced the National Hockey League to the City of Calgary in the spring of 1980. The pinnacle of their storied history occurred in 1989 when the Flames captured the Stanley Cup. Of his numerous contributions to the game, his most recent efforts and role on behalf of the NHL were to find a resolution to the NHL labour dispute that forced the cancellation of the 2004-2005 season. Harley served six two-year terms as Chairman of the NHL Board of Governors.

Harley has been an avid supporter of Hockey Canada. The Flames make annual financial contributions to Hockey Canada for the continued development and growth of the game. With the investment in bringing the NHL to Calgary, the purchase of the Flames funded the creation of the Centre of Excellence that offered coaching clinics, research in hockey development and sports injuries as well as athletic scholarships to Canadian universities. The introduction of Project 75 contributed over \$8 million that is distributed by Hockey Canada to benefit the game throughout the country.

His involvement in hockey reaches from the grassroots to the top branch. As a young college athlete at Michigan State University, Harley was a member of the 1950 Spartans varsity hockey club. He continues to maintain a director's position for the Hockey Hall of Fame. His generosity for other like-minded hockey people is continuously demonstrated as he has made contributions for the construction of hockey arenas throughout Canada including Fox Valley, SK and Aylmer, ON.

AL MACINNIS - Player, 1981-1994, Inducted – 2007

On November 12, 2007, Al MacInnis became the 10th member in the history of the Calgary Flames organization to be honored with induction into the Hockey Hall of Fame.

Born Allan MacInnis on July 11, 1963 in Port Hood, Nova Scotia, Al played junior for the Kitchener Rangers beginning in 1980-81. During the summer of 1981, MacInnis was drafted in the first round, fifteenth overall, by the Flames. Although he played a handful of games for the Flames in both 1981-82 and 1982-83, MacInnis continued his junior career, which included a Memorial Cup championship in 1982.

After spending the early part of the 1983-84 season with the CHL's Colorado Flames, MacInnis became a full-time member of the Calgary Flames' blue line later that season, playing 51 games and scoring 11 goals and 34 assists for 45 points.

MacInnis spent thirteen seasons with Calgary before moving to St. Louis, but left Alberta having evolved into one of the most effective defencemen in the NHL. While with the Flames, he played in eight All-Star Games, but more importantly, was a key component of a Stanley Cup championship for Calgary in 1989, the first in franchise history. For his contributions in the playoffs that spring, including 7 goals and 24 assists in 22 games, MacInnis was awarded the Conn Smythe Trophy. In a franchise high 803 games played, MacInnis recorded 822 points as a member of the Flames. He also holds the career franchise record for Assists (609).

PETER MAHER - Play by Play, Inducted – 2006

Flames play-by-play man, Peter Maher was honoured by the Hockey Hall of Fame as the winner of the 2006 Foster Hewitt Memorial Award. Maher has been the voice of the Flames since the 81-82 season. A native of Campbellton, New Brunswick, Maher's success as a hockey play-by-play voice led to his induction into the New Brunswick Sports Hall of Fame in 1996. Maher has also called World Championship games, six NHL All-Star games, and the Stanley Cup Finals in '80, '86, '89 and '04.

The award, named in honour of the late Foster Hewitt is presented in recognition of members of the radio and television industry who have made outstanding contributions to their profession and to the game of hockey.



HOCKEY HALL OF FAME



BCE Place , 30 Yonge Street, Toronto, Ontario, M5E 1X8 Phone: 416-360-7765 Website: www.hhof.com

CLIFF FLETCHER - General Manager 1972-1991, Inducted – 2004

After an outstanding forty-eight year career that continues in the NHL, Cliff Fletcher was elected to the Hockey Hall of Fame as a Builder in 2004. Fletcher began his hockey career in 1956 with the Montreal Canadiens organization, starting as a scout under Sam Pollock. He joined the St. Louis Blues, eventually earning the role of Assistant General Manager, and helped manoeuvre the Blues into the Stanley Cup final during the first three years of the franchise's existence. Cliff Fletcher was hired as the inaugural General Manager of the Atlanta Flames. He helped orchestrate the franchise's subsequent move from Atlanta to Calgary in time for the 1980-81 season. During Cliff's regime with the Flames, his teams made the playoffs sixteen straight seasons and finished first in their division in 1987-88, 1988-89 and 1989-90. In 1988-89, the Calgary Flames won the Stanley Cup. Lured to Toronto in 1991, Fletcher spent six seasons as Chief Operating Officer, President and General Manager of the Maple Leafs. He was named the 1993 Executive of the Year by The Hockey News. As a team, Toronto improved by an incredible 32 points from 67 points in 1991-92 to a franchise-high 99 points in 1992-93. Following two seasons with the Tampa Bay Lightning as Senior Advisor to the General Manager, Fletcher was hired by the Phoenix Coyotes as Executive Vice-President and General Manager. He is currently the Senior Executive Vice-President of Hockey Operations of the Coyotes.

GRANT FUHR - Player, 1999-00, Goaltending Consultant , 2000-2002, Inducted – 2003

Following a career that saw him attain over 400 NHL wins and amass five Stanley Cup championships, fittingly, Grant Fuhr was elected to the Hockey Hall of Fame in his first year of eligibility. Although all five Cups ('84, '85, '87, '88, '90) were collected while backstopping the Edmonton Oilers, Fuhr completed his career as a member of the Calgary Flames. On October 22, 1999 the Flames defeated the Florida Panthers and Fuhr attained his 400th career win and became only the sixth goaltender in NHL history to reach that milestone. Fuhr's accomplishments include six All-Star Game appearances, Vezina Trophy ('87), Jennings Trophy ('94) and two Canada Cup titles ('84 and '87).

JOE MULLEN - Player, 1985-86 - 1989-90, Inducted – 2000

In 345 career games with Calgary (1985-86 - 1989-90), Mullen recorded 388 points (190g, 198a). In 17 NHL seasons (1979-80 - 1996-97) with St. Louis, Calgary, Pittsburgh and Boston, the three-time Stanley Cup winner recorded 1063 points (502g, 561) in 1,062 games. Played in NHL All-Star Game (1989, 1990 & 1994). Won the Lady Byng Trophy (1987, 1989), NHL First All-Star Team (1989), NHL +/- Leader (1989), won the Lester Patrick Trophy (1995).

GUY LAPOINTE - Assistant Coach & Scout, 1990-91 - 1998-99, Inducted – 1993

Lapointe played 16 seasons in the NHL with the Montreal Canadiens, St. Louis Blues and Boston Bruins. One of the great players in the history of the game, Lapointe captured six Stanley Cup Championships with the Canadiens ('71, '73 '76, '77, '78 and '79). Along with teammates Serge Savard and Larry Robinson, formed one of the top defence corps in the NHL. In 884 career games Lapointe recorded 622 points (171g, 451a).

LANNY MCDONALD - Player, 1981-82 - 1988-89 - Management, 89 - 00, 01 - 03, Inducted - 1992

On September 21, 1992, Lanny McDonald became the first Calgary Flame player to be inducted into the Hockey Hall of Fame. McDonald finished his NHL career with 500 goals, 506 assists and 1,006 points in 1,111 games – all milestone achievements. Played 492 career games with the Flames recording 406 points (215g, 191a) Lanny won the Bill Masterton Trophy (1982-83), the King Clancy Memorial Trophy (1987-88) and was named NHL Man-of-the-Year in 1988-89. He still holds the Flames record for most goals in a season (66, 1982-83) and scored the go-ahead goal in Calgary's Stanley Cup clinching win at Montreal in 1989.

BOB JOHNSON - Head Coach, 1982-83 - 1986-87, Inducted – 1992

"Badger" Bob Johnson was one of hockey's greatest boosters both in Calgary and throughout North America. Led Calgary to franchises first 40 win season in 1984-85 and posted a Flames' coaching record of 193-155-52 in 400 games. Posted a career coaching record of 234-188-58 with Calgary (1982-83 - 1986-87) and Pittsburgh (1990-91). Led the Penguins to a Stanley Cup Championship in 1991. "It's a great day for hockey" is a remark hockey fans will always remember.

GLENN HALL - Goaltending Consultant, 1988 - 2000, Inducted – 1975

During his 18 seasons in the NHL, Glenn "Mr. Goalie" Hall, posted a 2.51 GAA and was consistently recognized as a top goaltender, being selected to the All-Star team 11 times. Hall led the NHL in shutouts for six seasons, including his rookie campaign when he won the Calder Trophy, and had 84 regular season career shutouts. He still holds the record for most consecutive games by a goaltender, with 502, and appeared in 906 league games. Captured three Vezina Trophies, the Conn Smythe Trophy, one Stanley Cup and 13 All-Star Game appearances. In 1988 the Chicago Blackhawks retired Hall's jersey.

FLAMES NHL ALL-STAR SELECTIONS



Jarome Iginla participated in his 5th NHL All-Star game in 2008-09 in Montreal and was also named a 1st team NHL All-Star at season's end.

NHL ALL-STARS

(PLAYERS VOTED TO END OF SEASON 1ST OR 2ND ALL STAR TEAM)

JAROME IGINLA

2008-09 (Calgary) 1st
2007-08 (Calgary) 1st
2003-04 (Calgary) 2nd
2001-02 (Calgary) 1st

DION PHANEUF

2007-08 (Calgary) 1st

MIKKKA KIPRUSOFF

2005-06 (Calgary) 1st

JOE MULLEN

1988-89 (Calgary) 1st

HAKAN LOOB

1987-88 (Calgary) 1st

AL MACINNIS

1993-94 (Calgary) 2nd
1990-91 (Calgary) 1st
1989-90 (Calgary) 1st
1988-89 (Calgary) 2nd
1986-87 (Calgary) 2nd

THEOREN FLEURY

1994-95 (Calgary) 2nd

GARY SUTER

1987-88 (Calgary) 2nd

LANNY McDONALD

1982-83 (Calgary) 2nd

BRAD MCCRIMMON

1987-88 (Calgary) 2nd

MICHAEL VERNON

1988-89 (Calgary) 2nd



YOUNG STARS GAME

2003-04 Matthew Lombardi
2002-03 Jordan Leopold
2001-02 Robyn Regehr

NHL ALL-ROOKIE TEAMS

2005-06	Dion Phaneuf	1987-88	Joe Nieuwendyk
1997-98	Derek Morris	1985-86	Gary Suter
1996-97	Jarome Iginla	1983-84	Hakan Loob
1989-90	Sergei Makarov	1983-84	Jamie Macoun

ALL-STAR GAME APPEARANCES

2008-09 Jarome Iginla
2007-08 Jarome Iginla (Named Team Captain for Western Conference), Dion Phaneuf
2006-07 Mikka Kiprusoff, Dion Phaneuf
2003-04 Jarome Iginla
2002-03 Jarome Iginla
2001-02 Jarome Iginla
1999-00 Valeri Bure, Phil Housley
1998-99 Theoren Fleury
1997-98 Theoren Fleury
1996-97 Theoren Fleury
1995-96 Theoren Fleury
1994-95 No All-Star Game
1993-94 Al MacInnis, Joe Nieuwendyk
1992-93 Gary Roberts, Mike Vernon
1991-92 Gary Roberts, Al MacInnis, Theoren Fleury
1990-91 Al MacInnis, Theoren Fleury, Gary Suter, Mike Vernon
1989-90 Al MacInnis, Joe Mullen, Joe Nieuwendyk, Mike Vernon

1988-89 Joe Mullen, Gary Suter, Joe Nieuwendyk, Mike Vernon
1987-88 Al MacInnis, Brad McCrimmon, Gary Suter, Joe Nieuwendyk, Mike Vernon
1986-87 Rendezvous '87
1985-86 Gary Suter
1984-85 Al MacInnis, Paul Reinhart
1983-84 Lanny McDonald
1982-83 Lanny McDonald
1981-82 Pekka Rautakallio
1980-81 Kent Nilsson
1979-80 Kent Nilsson (Atlanta)
1978-79 Challenge Cup
1977-78 Bill Clement (Atlanta)
1976-77 Tom Lysiak, Eric Vail (Atlanta)
1975-76 Curt Bennett, Tom Lysiak (Atlanta)
1974-75 Curt Bennett, Tom Lysiak (Atlanta)
1973-74 Al McDonough (Atlanta)
1972-73 Randy Manery (Atlanta)

FLAMES ALL TIME TROPHY WINNERS

MESSIER LEADERSHIP AWARD



BEST LEADER
2008-09 Jarome Iginla

VEZINA TROPHY



TOP GOALTENDER
2005-06 Miikka Kiprusoff

WILLIAM M. JENNINGS TROPHY



FEWEST GOALS AGAINST
2005-06 Miikka Kiprusoff

MAURICE "ROCKET" RICHARD TROPHY



MOST GOALS
2003-04 Jarome Iginla
2001-02 Jarome Iginla

LESTER B. PEARSON AWARD



MVP VOTED BY PLAYERS
2001-02 Jarome Iginla

ART ROSS TROPHY



MOST POINTS
2001-02 Jarome Iginla

BILL MASTERTON TROPHY



DEDICATION
1995-96 Gary Roberts
1982-83 Lanny McDonald

CALDER MEMORIAL TROPHY



TOP ROOKIE
1989-90 Sergei Makarov
1987-88 Joe Nieuwendyk
1985-86 Gary Suter
1976-77 Willi Plett
1974-75 Eric Vail

CONN SMYTHE TROPHY



PLAYOFF MVP
1988-89 Al MacInnis

KING CLANCY AWARD



COMMITMENT TO HOCKEY
2003-04 Jarome Iginla
1994-95 Joe Nieuwendyk
1987-88 Lanny McDonald

ALKA-SELTZER TROPHY

PLUS/MINUS AWARD
1990-91 Theoren Fleury (Tied)
1988-89 Joe Mullen
1987-88 Brad McCrimmon

LADY BYNG TROPHY



GENTLEMANLY CONDUCT
1988-89 Joe Mullen
1986-87 Joe Mullen
1978-79 Bob MacMillan



FLAMES FOUNDATION FOR LIFE

Through various initiatives the Flames have touched the lives of thousands of people with our commitment to education, medical research, health, and amateur and grassroots sports. Over the past 30 years, the Flames and the Flames Foundation for Life have directed more than \$32 million in funding to important causes right here in southern Alberta. Flames players, owners, alumni, management and staff have always been committed to building better communities through teamwork.

Rotary Flames House

About 400 families will benefit from care each year at Alberta's first free-standing hospice for terminally ill children. The \$12.5 million facility – a two-storey house with 11 bedrooms, therapeutic activity areas and a classroom – is called the Rotary Flames House because of financial donations through a partnership between Calgary Rotary Clubs and the Calgary Flames Foundation.



Rotary Flames Park

Rotary Flames Park – a two-acre oasis that includes a tots' playground, team play area and quiet garden retreats – surrounds Ronald McDonald House, a compassionate, safe and affordable home-away-from-home for out-of-town families whose children are in treatment at a Calgary hospital. Trees frame the park that offers privacy and a quiet sanctuary for visitors.



REACH!



Reach!, the joint fundraising initiative of the University of Calgary and the Calgary Health Region, is working with philanthropic leaders such as the Flames Foundation for Life and the Rotary Club to build on the existing health system in the city and achieve a new world standard of health for Southern Albertans. The program supports five key areas: Public Health & Wellness, Heart Disease, Neuroscience, NeuroArm, and the Alberta Bone and Joint Health Institute.

Rotary Clubs of Calgary



Our Gift To The Community



Together, the Rotary Clubs of Calgary and the Flames Foundation for Life continue to put up winning numbers on the fundraising scoreboard to improve patient care by moving new treatments and diagnostic techniques from the laboratory bench to the hospital bedside. Building on earlier commitments for a children's hospice for the Alberta Children's Hospital and a park for the Ronald McDonald House, the Rotary/Flames partners followed up with a total partnership gift of \$10 million to Reach! – a joint fundraising initiative of the University of Calgary and the Calgary Health Region.

Amateur and Grassroots Sports

Hockey development and education programs continue to be focal points for Calgary Flames fundraising activities. In partnership with KidSport Calgary and Hockey Calgary, the Calgary Flames Foundation supports the Flames EvenStrength Program which helps to alleviate the cost of playing hockey for underprivileged children in the community.

The Flames Foundation for Life also provides donations to hockey organizations that include:

- University of Calgary Dinos Men's and Women's Hockey Teams
- SAIT Trojans Men's and Women's Hockey Teams
- Mount Royal College Men's and Women's Hockey Teams
- Calgary Canucks Junior 'A' Hockey Club
- Calgary Royals Junior 'A' Hockey Club

flames evenstrength program
FLAMES FOUNDATION FOR LIFE

FLAMES COMMUNITY RELATIONS

The original mandate of the Flames ownership group 29 years ago was to ensure that the Calgary Flames would make a positive impact on the quality of life for all Calgarians; a mandate which is still in effect today. The entire Flames family continually strives to create programs that meet the needs of our dynamic community while encouraging our passionate fans whose support is unlike any other in the National Hockey League. Together we work hard to further community relations and fan development in southern Alberta.



Calgary Flames Charity Celebrity Golf Classic

This highly anticipated golf tournament raised over \$270 thousand for the Flames Foundation for Life last season. Just before training camp Flames players, prospects, coaches and alumni gather for a last game of golf before the season with over 270 players.



Danone Superskills

All Flames players, coaches and Calgary minor hockey players take to the ice to compete in this fun-filled event for skill titles. Last season winners included fastest skater Curtis Glencross and puck control relay winner Eric Nystrom were applauded by over 16,000 fans at the Pengrowth Saddledome. The event raised over \$100 thousand for the Flames Foundation for Life and NHLPA's Goals and Dreams Fund. This year's event will be held on Sunday, January 3, 2010.



Flames Ambassador Celebrity Poker Tournament

This fourth annual poker tournament brought together the entire Flames team and coaching staff along with Flames alumni and local celebrities, plus over 300 participants last season to lay all the cards on the table for the Flames Foundation for Life. Last year's tournament raised over \$400 thousand. This year will mark the fifth annual event.



Coaching Day in Alberta Powered by NSD

The Calgary Flames, Calgary Hitmen and NSD (National Sports Development) are hosting Coaching Day in Alberta for the eighth season at the Pengrowth Saddledome. Coaching Day in Alberta is an initiative that invites coaches and hockey administrators from across Alberta to attend a one-day seminar on a wide range of coaching topics including skill development and off-ice training.



Reading ...Give It A Shot!

This will mark the 14th season Flames players have been visiting Grade 4, 5 and 6 students as part of the Reading ...Give It A Shot! program. Last season's program included 43 schools and over 1,225 students. This reading incentive program encourages students to read by combining player visits with a bookmarks reward system. For every 100 minutes of reading, students are rewarded with a commemorative bookmark featuring Flames players.



Wheelchair Hockey

This will be the 28th year the Calgary Flames have been visiting the Gordon Townsend School in the Alberta Children's Hospital for an afternoon of wheelchair floor hockey. This year the Flames players will see if they can break a losing 0-27 record.

continued on next page

FLAMES COMMUNITY RELATIONS



Alberta Children's Hospital Christmas Visit

Each season the Calgary Flames players make a special visit to the Alberta Children's Hospital to wish them a happy holiday and give them a special toy. The players take the time to visit patients one-on-one in their rooms and to make crafts with the children.



Pond Hockey by ENMAX

This year will be the 11th season that the Calgary Flames will team up with ENMAX and Calgary Hockey Development to match minor hockey players with their NHL heroes. Evenings of Pond Hockey by ENMAX take place on outdoor community rinks in January and February with Flames players and members of Calgary minor hockey.



Flames and NHLOA Zebras Care

The National Hockey League Officials Association (NHLOA) in partnership with the Calgary Flames and KidSport Calgary began their first year of the Flames Zebras Care Program last season. The Flames provide the opportunity for young athletes, selected by KidSport Calgary, to watch a Flames game and meet NHL officials before puck drop. Officials take the time to answer questions and make sure they don't leave empty handed!



Calgary Flames Better Halves Community Incentives

The Calgary Flames players' wives and girlfriends have also embraced the team's commitment to the community by initiating new events and programs and participating in annual fundraisers each season.

Flames Better Halves Ultimate Ladies Night Out

This second annual ladies event hosted by the Flames Better Halves raised over \$80 thousand for the Flames Foundation for Life. The sold out evening attended by over 600 people, included celebrity fashion show featuring the Better Halves and baskets full of "A Few of Our Favourite Things" from the Better Halves and their families. This years event will be held on March 18, 2010.



Coca-Cola and Flames Ornaments

Each season the Better Halves sell limited edition Coca-Cola Flames Christmas ornaments in support of the Flames Foundation for Life. The ornaments are sold on the concourse and last season raised over \$20 thousand for the Flames Foundation for Life. The ladies will be on the concourse on December 9th and 11th, 2010.



Good Earth and Flames Autographed Pucks

During the first round of the playoffs the Calgary Flames Better Halves take to the concourse to sell Good Earth/Calgary Flames autographed pucks. Last seasons' sales raised \$25 thousand for the Flames Foundation for Life.


2008-09 FLAMES TEAM AWARDS

THE J.R. McCAIG MEMORIAL AWARD

honours two Calgary Flames personnel, a player and staff member, who best exemplify Mr. McCaig's enduring virtues of respect, courtesy and compassion for all individuals he encountered both in his professional and everyday life.



Craig Conroy and Luke Dauray accept the 2008-09 J.R. McCaig Award.



PREVIOUS J.R. McCAIG AWARD WINNERS

2008-09	Craig Conroy Luke Dauray	2007-08	Jarome Iginla Bob Godun	2006-07	Stephane Yelle Gail Miller	2005-06	Robyn Regehr Mark Stiles
---------	-----------------------------	---------	----------------------------	---------	-------------------------------	---------	-----------------------------

THE RALPH T. SCURFIELD HUMANITARIAN AWARD

is presented annually to the Calgary Flames' player who best exemplifies the qualities of perseverance, determination and leadership on the ice combined with dedication to community service.



David Moss is presented with the 2008-09 Ralph T. Scurfield Humanitarian Award.



PREVIOUS SCURFIELD AWARD WINNERS

2008-09	David Moss	1999-00	Robyn Regehr	1991-92	Bob Johnson
2007-08	Dion Phaneuf	1998-99	Ed Ward	1990-91	Jamie Macoun
2006-07	Rhett Warrenner	1997-98	Ed Ward	1989-90	Tim Hunter
2005-06	Rhett Warrenner	1996-97	Mike Sullivan	1988-89	Lanny McDonald
2003-04	Martin Gelinis	1995-96	Gary Roberts	1987-88	Jim Peplinski
2002-03	Denis Gauthier	1994-95	Not awarded	1986-87	Lanny McDonald
2001-02	Jarome Iginla	1993-94	Al MacInnis		
2000-01	Jarome Iginla	1992-93	Joel Otto		



THE PLAYERS

WE
ARE THE **C of RED**






RENE BOURQUE



WE
ARE





17 RENE BOURQUE ~ LW

BORN: Lac La Biche, AB
DATE: December 10, 1981
HEIGHT: 6'2"
WEIGHT: 207 lbs.
SHOOTS: Left

HOW ACQUIRED: Signed as a free agent in July 2008

CAREER RECORD

Season	Club	Lea.	REGULAR SEASON						PLAYOFFS					
			GP	G	A	PTS	PIM		GP	G	A	PTS	PIM	
2000-01	Wisconsin	WCHA	32	10	5	15	18		-	-	-	-	-	
2001-02	Wisconsin	WCHA	38	12	7	19	26		-	-	-	-	-	
2002-03	Wisconsin	WCHA	40	19	8	27	54		-	-	-	-	-	
2003-04	Wisconsin	WCHA	42	16	20	36	74		-	-	-	-	-	
2004-05	Norfolk	AHL	78	33	27	60	105		6	1	0	1	8	
2005-06	Chicago	NHL	77	16	18	34	56		-	-	-	-	-	
2006-07	Chicago	NHL	44	7	10	17	38		-	-	-	-	-	
	Norfolk	AHL	1	0	0	0	0		-	-	-	-	-	
2007-08	Chicago	NHL	62	10	14	24	42		-	-	-	-	-	
2008-09	Calgary	NHL	58	21	19	40	70		5	1	0	1	22	
TOTALS			NHL	241	54	61	115	206	5	1	0	1	22	
			FLAMES	58	21	19	40	70	5	1	0	1	22	
			AHL	79	33	27	60	105	6	1	0	1	8	
			WCHA	194	57	40	97	172	-	-	-	-	-	

BOURQUE VS NHL

TEAM	Regular Season					Playoffs				
	GP	G	A	PTS	PIM	GP	G	A	PTS	PIM
Anaheim.....	14	2	1	3	6	0	0	0	0	0
Atlanta.....	2	0	0	0	0	0	0	0	0	0
Boston.....	2	0	0	0	0	0	0	0	0	0
Buffalo.....	1	0	0	0	0	0	0	0	0	0
Carolina.....	2	0	1	1	2	0	0	0	0	0
Calgary.....	7	1	2	3	4	0	0	0	0	0
Chicago.....	4	1	2	3	4	5	1	0	1	22
Columbus.....	23	1	6	7	8	0	0	0	0	0
Colorado.....	15	5	4	9	10	0	0	0	0	0
Dallas.....	13	4	1	5	12	0	0	0	0	0
Detroit.....	23	5	1	6	8	0	0	0	0	0
Edmonton.....	10	2	0	2	16	0	0	0	0	0
Florida.....	2	3	0	3	0	0	0	0	0	0
Los Angeles... 13	5	5	10	20	0	0	0	0	0	0
Minnesota.....	11	3	7	10	15	0	0	0	0	0
Montreal.....	4	1	2	3	8	0	0	0	0	0
New Jersey... 1	0	0	0	2	0	0	0	0	0	0
NY Islanders.. 3	1	1	2	0	0	0	0	0	0	0
NY Rangers... 2	1	0	1	2	0	0	0	0	0	0
Nashville.....	21	5	7	12	12	0	0	0	0	0
Ottawa.....	2	3	0	3	2	0	0	0	0	0
Philadelphia... 2	0	0	0	4	0	0	0	0	0	0
Phoenix.....	12	1	5	6	12	0	0	0	0	0
Pittsburgh.....	1	0	0	0	0	0	0	0	0	0
San Jose.....	12	0	4	4	14	0	0	0	0	0
St. Louis.....	21	5	8	13	14	0	0	0	0	0
Tampa Bay.... 1	0	1	1	0	0	0	0	0	0	0
Toronto.....	2	0	0	0	0	0	0	0	0	0
Vancouver.....	12	4	3	7	12	0	0	0	0	0
Washington.... 3	1	0	1	19	0	0	0	0	0	0
Totals	241	54	61	115	206	5	1	0	1	22

NHL HIGHLIGHTS

FIRSTS:

First GP:..... 10/05/2005 vs ANA
First Goal:..... 10/05/2005 vs ANA
First Asst:..... 10/23/2005 vs MIN

MOSTS: MOST RECENTLY

Goals:..... 2 (4X) 02/28/2008 at DAL
Assists:..... 3 (1X) 03/10/2007 at PHO
Points:..... 3 (6X) 12/27/2008 vs OTT
SOG:..... 77 (2X) 12/27/2008 vs OTT
PIM:..... 19 (1X) 10/21/2008 vs WAS
+/-:..... 3 (4X) 02/09/2009 vs MTL

LONGEST PERSONAL STREAKS:

Goals:..... 3 (1X) 03/01/2006 03/05/2006 (4G))
Assists:..... 4 (1X) 01/03/2009 01/08/2009 (5A)
Pts:..... 6 (2X) 02/09/2009 02/19/2009 (4G-4A)
 (Active)

CUPS: NONE

2008-09 HIGHLIGHTS

Scored his first goal as a Flame on Oct.11 VAN 4 @ CGY 4 OTL ... set a single game career high in PIMS (19) on Oct.21 WSH 1 @ CGY 2 ... played his 200th career game on Nov.11 TOR 3 @ CGY 4 ... had his first multi-goal game with the Flames with a pair on Nov.25 LA 2 @ CGY 6 ... scored his first short-handed goal of the season on Dec.7 CGY 3 @ NYR 0 ... scored a pair of goals for the second time this season on Dec.12 FLA 3 @ CGY 2 (SO) ... recorded his first career hat-trick on Dec.27 OTT 3 @ CGY 6 ... had his first multi-assist game of the season on Jan.6 SJ 2 @ CGY 5 ... tied a career high with his 16th goal of the season on Jan.18 CGY 2 @ COL 6 ... netted his 20th goal of the season and added an assist on Feb.17 VAN 4 @ CGY 3 (SO) ... scored his 21st goal of the season before leaving with a lower body injury on Feb.19 CGY 3 @ MIN 2 (OT) ... missed the last 24 games with a lower body injury. **PLAYOFFS:** Played in his first career NHL playoff game on Apr.16 CGY 2 @ CHI 3 OT, returned after missing 24 games with a lower body injury ... scored his first career playoff goal on Apr.20 CHI 2 @ CGY 4 ... finished the playoffs appearing in 5 games with 1 goal

CAREER HIGHLIGHTS

2007-08: Appeared in 62 games scoring 24 points (10G, 14A) ... finished the season T-3rd in the NHL with five SHG and T-4th with 7 SHPTS ... missed three games Nov. 17-20 due to pulled groin ... had two assists and a +2 rating at St. Louis Nov. 3 ... his first goal of the season was a short-handed, game-winning goal vs. St. Louis on Nov. 9 ... had a pair of assists and was a +2 on Mar.4 CHI 4 @ MIN 2 ... tied a franchise record by scoring two short-handed goals in a game at Detroit on Nov. 17, and tied his career-high for points in a game with three points (2 goals, 1 assist) before suffering a broken thumb ... missed 14 games due to a broken thumb, Nov. 22-Dec. 23 ... had a goal and an assist vs. St. Louis on Jan. 16 ... had an assist and was a +2 in a 7-2 win at Columbus on Feb.13 ... scored a goal and was a +2 in a 6-1 win at Nashville on Feb.14th ... had a pair of assists and was a +2 in a 3-0 win vs. Minnesota on Feb.20 ... scored a pair of shorthanded goals at Dallas on Feb.28th which marked the 2nd time this season he has scored 2 SHG in a game ... **2006-07:** Appeared in 44 games, recording 17 points (7 G, 10 A) ... missed 13 games due to a deep neck laceration, 22 games due to an ankle injury and 2 games due to the flu ... tied his career-high with 3 points (1 G, 2 A) including his first shorthanded career goal in the 8-6 win at Nashville on Oct. 5 CHI 8 @ NAS 6 ... scored a power play goal and added an assist on Oct. 20 at Dallas ... played his 100th career game on Dec. 29 against Boston ... assigned to Norfolk on Jan. 22 for conditioning stint ... recalled on Jan. 28 ... scored the game winning goal in a 3-0 win over Los Angeles on March 6 ... earned a career-high 3 assists on Mar. 10 CHI 7 @ PHX 5 ... **2005-06:** Appeared in 77 games as a rookie for the Blackhawks tallying 34 points (16 G, 18 A) and a plus-3 rating ... finished 22nd in the NHL in rookie scoring with 34 points ... was 4th on the Blackhawks in scoring with 34 points ... made his NHL debut in the season opener Oct. 5 vs. Anaheim and scored his first career goal on a power play ... scored a goal and added 2 assists for a career-high 3 points on Oct. 23 MIN 2 @ CHI 4 ... had 2 goals, including the game-winner, and was a plus-2 on Nov.19 CHI 4 @ EDM 3 ... scored the game-winner and added 2 assists and was a plus-3 on April 5 NAS 3 @ CHI 4 ... **2004-05:** Appeared in 78 games for Norfolk registering a team-high and franchise record in goals (33), team highs in assists (27), and points (60) ... skated in 6 playoff games and tallied 1 goal ... scored his first professional goal, the game winner, in his pro debut at Hershey on Oct. 16 ... notched his first pro career hat trick Jan. 28 vs. Springfield ... named the Reebok AHL Rookie of the Month for January ... named to the Canadian Team All-Stars for the 2005 Dodge AHL All-Star Classic on Feb. 9 ... won the CCM Vector Hardest Shot contest (99.8 mph) at the 2005 AHL All-Star Skills Competition held Feb. 13 ... named to the 2005 AHL All-Rookie Team April 6 ... winner of the Dudley "Red" Garrett Memorial Award as the AHL's Outstanding Rookie on April 13 ... tallied his first pro playoff goal in his first pro playoff game at Philadelphia on April 22

COLLEGE HIGHLIGHTS

2003-04: In his last season as a Badger, tallied 36 points (16 G, 20 A) in 42 games with a plus-13 rating and 74 penalty minutes ... **2002-03:** Wisconsin's top scorer with 27 points and 19 goals ... was the only Badger with double-figure goals in WCHA games with 12 ... led the team with 7 power-play goals, 4 game-winning goals and 162 shots ... had team-best 8-game scoring streak for 10 points (6 G, 4 A) from Dec. 30 - Jan. 24 ... scored goals in five consecutive contests from Dec. 30 - Jan. 11 ... one of three Badgers to record a short-handed tally ... **2001-02:** Collected 19 points (12 G, 7 A) and 26 penalty minutes in 38 games with Wisconsin ... one of only two Badgers to reach double figures in goals scored (12) for both the 2000-01 and 2001-02 season ... set career-highs in goals, assists and points ... was honored as the U.S. College Hockey Online Offensive Player of the Week on Dec. 11 for play vs. North Dakota (2 goals, 1 assist, 3 points, 2 game-winning goals) ... **2000-01:** Played in his first season with the University of Wisconsin recording 15 points (10 G, 5 A) and 18 penalty minutes in 32 games played ... one of four players to reach double figures in goals scored (10) ... scored his first career game-winning goal at Wisconsin in 6-4 win over Denver in WCHA playoffs ... 5 of his 10 goals came vs. Colorado College

JUNIOR HIGHLIGHTS

1999-00: Played with the St. Albert Saints of the Alberta Junior Hockey League (AJHL) ... Scored 44 goals and 41 assists for 85 points in 63 games for the Saints, finishing second in team scoring ... fourth in goals scored in the AJHL ... **1999-00:** Named to the AJHL Rookie Team (1999-2000) ... runner-up for the AJHL Rookie of the Year (1999-2000) ... was named the Saints' Rookie of the Year



JAY
BOUWMEESTER



WE
ARE
THE





4 JAY BOUWMEESTER - D

BORN: Edmonton, AB
DATE: September 27, 1983
HEIGHT: 6'4"
WEIGHT: 213 lbs.
SHOOTS: Left

DRAFTED: FLA 1st round (3rd overall) in the 2002 NHL Entry Draft
HOW ACQUIRED: Trade with Florida in exchange for Jordan Leopold and the 67th pick in the 2009 NHL Entry Draft on June 27, 2009.

CAREER RECORD

Season	Club	Lea.	REGULAR SEASON					PLAYOFFS				
			GP	G	A	PTS	PIM	GP	G	A	PTS	PIM
1998-99	Medicine Hat	WHL	8	2	1	3	2	-	-	-	-	-
1999-00	Medicine Hat	WHL	64	13	21	34	26	-	-	-	-	-
2000	Canada	WJC	7	0	0	0	2	-	-	-	-	-
2000-01	Medicine Hat	WHL	61	14	39	53	44	-	-	-	-	-
2001	Canada	WJC	7	0	2	2	6	-	-	-	-	-
2001-02	Medicine Hat	WHL	61	11	50	61	42	-	-	-	-	-
2002	Canada	WJC	7	0	2	2	10	-	-	-	-	-
2002-03	Florida	NHL	82	4	12	16	14	-	-	-	-	-
2003	Canada	WC	9	3	4	7	4	-	-	-	-	-
2003-04	Florida	NHL	61	2	18	20	30	-	-	-	-	-
	San Antonio	AHL	2	0	1	1	2	-	-	-	-	-
2004	Canada	WC	9	2	1	3	0	-	-	-	-	-
2004	Canada	WCH	4	0	0	0	0	-	-	-	-	-
2004-05	San Antonio	AHL	64	4	13	17	50	-	-	-	-	-
	Chicago Wolves	AHL	18	6	3	9	12	18	0	0	0	14
2005-06	Florida	NHL	82	5	41	46	79	-	-	-	-	-
2006	Canada	OLY	6	0	0	0	0	-	-	-	-	-
2006-07	Florida	NHL	82	12	30	42	66	-	-	-	-	-
2007-08	Florida	NHL	82	15	22	37	72	-	-	-	-	-
2008	Canada	WC	9	0	0	0	4	-	-	-	-	-
2008-09	Florida	NHL	82	15	27	42	68	-	-	-	-	-
TOTALS			NHL	471	53	150	203	329	-	-	-	-
			AHL	84	10	17	27	64	18	0	0	14
			WHL	194	40	111	151	114	-	-	-	-

BOUWMEESTER VS NHL

NHL HIGHLIGHTS

TEAM	Regular Season					Playoffs				
	GP	G	A	PTS	PIM	GP	G	A	PTS	PIM
Anaheim	6	1	1	2	2	0	0	0	0	0
Atlanta	41	4	14	18	28	0	0	0	0	0
Boston	22	2	8	10	20	0	0	0	0	0
Buffalo	23	0	9	9	20	0	0	0	0	0
Carolina	40	6	14	20	38	0	0	0	0	0
Calgary	5	2	2	4	0	0	0	0	0	0
Chicago	5	2	1	3	6	0	0	0	0	0
Columbus	5	1	3	4	0	0	0	0	0	0
Colorado	5	1	0	1	4	0	0	0	0	0
Dallas	7	1	2	3	0	0	0	0	0	0
Detroit	6	0	2	2	2	0	0	0	0	0
Edmonton	5	0	1	1	2	0	0	0	0	0
Los Angeles...	5	0	0	0	2	0	0	0	0	0
Minnesota	6	0	0	0	4	0	0	0	0	0
Montreal	23	3	6	9	22	0	0	0	0	0
New Jersey...	23	3	3	6	8	0	0	0	0	0
NY Islanders ..	23	3	8	11	6	0	0	0	0	0
NY Rangers ...	23	2	10	12	18	0	0	0	0	0
Nashville	6	0	1	1	18	0	0	0	0	0
Ottawa	24	2	4	6	6	0	0	0	0	0
Philadelphia...	23	3	5	8	14	0	0	0	0	0
Phoenix	5	0	3	3	4	0	0	0	0	0
Pittsburgh	22	2	10	12	19	0	0	0	0	0
San Jose	5	1	1	2	4	0	0	0	0	0
St. Louis	6	0	1	1	6	0	0	0	0	0
Tampa Bay ...	40	6	22	28	26	0	0	0	0	0
Toronto	23	2	5	7	18	0	0	0	0	0
Vancouver	6	1	1	2	4	0	0	0	0	0
Washington...	38	5	13	18	28	0	0	0	0	0
Totals	471	53	150	203	329	0	0	0	0	0

FIRSTS:

First GP: 10/10/02 vs TB
First Goal: 10/10/02 vs TB
First Asst: 11/11/02 vs CHI

MOSTS: MOST RECENTLY

Goals: 2 (1X) 01/13/2007 vs WAS
Assists: 3 (1X) 01/14/2006 vs CBJ
Points: 4 (1X) 01/13/2007 vs WAS (2G-2A)
SOG: 9 (1X) 03/18/2006 at WAS
PIM: 8 (1X) 03/28/2007 vs ATL
+/-: 3 (4X) 02/09/2009 vs MTL

LONGEST PERSONAL STREAKS:

Goals: 4 (1X) 01/08/2009 01/17/2009 (4G)
Assists: 6 (1X) 01/25/2006 02/07/2006 (7A)
Pts: 6 (3X) 01/04/2009 01/17/2009 (4G-3A)

CUPS: NONE

2008-09 HIGHLIGHTS

Completed his sixth NHL season, sixth with Florida ... Was one of two Panthers to play in all 82 games (Ballard) and is the current NHL's Ironman for most consecutive games played (342), dating to the 2003-04 season ... Recorded a NHL career high 9 power play goals ... Tied for 9th in the NHL among defencemen in goals (15-McCabe, FLA) and tied for 23rd in the NHL among defencemen in points (42-Zidlicky, MIN) ... Ranked first among NHL defencemen and paced Florida for second consecutive season averaging 26:59 in time on ice per game ... Represented the Eastern Conference in the 2009 NHL All-Star Game where he recorded the game-tying goal, two assists and was a plus-3 ... Named Panthers ADT Defensive Player of the Year ... Played in his 400th career NHL game Nov. 2 at Atlanta ... Notched the game-winning goal and an assist Jan. 17 at Tampa Bay ... Had a six-game point streak (4-3-7) and a four-game goal scoring streak (4-1-5) snapped Jan. 19 ... Scored his 50th career NHL goal Feb. 5 vs. NY Islanders, only the second defenceman in Panthers history to reach this mark (Svehlá) ... Recorded his 200th point of his career with a goal and added an assist March 28 at Dallas.

CAREER HIGHLIGHTS

2007-08: Completed his fifth NHL season, fifth with Florida ... Was one of three Panthers to play in all 82 games (Horton, Jokinen) ... Named Panthers ADT Defensive Player of the Year ... Recorded an NHL career-high 15 goals ... Led the NHL averaging 27:28 of ice time per game ... Recorded a goal and an assist four times (Dec. 16 at Chicago, Jan. 16 at Philadelphia, Feb. 2 at Tampa Bay and March 22 vs. Tampa Bay) ... **2006-07:** Completed his fourth NHL season, fourth with Florida ... Recorded a career-high 12 goals ... Was one of six Panthers to play in all 82 games (Allen, Gelinas, Horton, Jokinen, Salei) ... Selected to his first career NHL All-Star Game ... Named ADT Florida Defensive Player of the Year ... Was eighth in the NHL among defencemen with three GWG ... Led Florida and was 11th among NHL defencemen with a plus-23 rating ... Recorded his 100th career assist April 1 vs. Carolina ... Scored two goals for the first time in his career and had a career-high four points (2-2-4) Jan. 13 vs. Washington ... Scored a goal, the 100th point of his NHL career, and had two assists Jan. 4 at Calgary ... Scored first goal of the season, the first GWG of his NHL career on the power play Oct. 13 vs. Tampa Bay ... Notched first point of season, an assist, Oct. 6 vs. Boston ... **2005-06:** Completed his third NHL season, third with Florida, posting career-highs in goals (5), assists (41), points (46) and PIM (79) ... Finished second all-time among Panthers defencemen for assists in one season (41) ... Paced the Cats in time on ice (2040:26), averaging a team high 25:29 per game ... Recorded a career-high three assists against Columbus Jan. 14 ... Skated in his 200th NHL game Feb. 11 at Buffalo ... Notched a pair of assists five times (April 1 vs. Tampa Bay, March 29 at Pittsburgh, Feb. 28 at Tampa Bay, Feb. 4 at Atlanta and Dec. 28 at Boston) ... One of just three Panthers (Gelinas, Jokinen) to play in all 82 games ... **2004-05:** Split first complete AHL season between the San Antonio Rampage and the Chicago Wolves ... Appeared in 65 contests with San Antonio, going 4-14-18 with a career-high in PIM (50) ... Loaned to Chicago on March 8 completing the AHL regular season with the Wolves, going 6-3-9 with 12 PIM in 18 games ... **PLAYOFFS:** Debuted in first career postseason, helping Chicago reach the Calder Cup Finals ... **2003-04:** Completed second NHL season posting two goals and career-highs in assists (18), points (20) and PIM (30) ... Reassigned to San Antonio (AHL) for conditioning Feb. 29, playing in two games and notching one assist, before being recalled March 3 ... Missed 18 games (Jan. 19 - Feb. 25) with a broken foot sustained Jan. 11 at Vancouver ... His injury snapped his streak of 128 straight games played, a franchise record for most consecutive games played from the start of a Panthers career ... Played in 100th career NHL game Nov. 15 at Pittsburgh ... Scored his first goal of the season Oct. 22 at New Jersey ... **2002-03:** Completed rookie season, going 4-12-16 with 14 PIM in 82 games ... Named to the NHL All-Rookie Team ... Set franchise rookie record for games played (82) ... One of only three Panthers (Nilsson, Majesky) to play in all 82 games ... Tied club mark for assists by a rookie defenceman (12, set by Jaroslav Spáček in 1998-99) ... Tied for first among NHL rookies in GTG (2) ... Finished fifth among all NHL rookies in power-play assists (8) and tied for fifth in power-play points (10) ... Finished second among all rookie defencemen in average ice time (20:08) ... Scored all four goals at home ... Notched GTG and added an assist Feb. 8 vs. Tampa Bay for first career multiple-point game ... Recorded an assist in 2003 Topps/NHL YoungStars Game Feb. 1 ... Scored his first NHL goal (GTG) Nov. 11 vs. Chicago (Jocelyn Thibault) ... Scored first NHL point with an assist in his NHL debut Oct. 10 vs. Tampa Bay

INTERNATIONAL HIGHLIGHTS

2008: Represented Team Canada in the World Championship playing in nine games and earning a Bronze Medal ... **2006:** Represented Team Canada in the 2006 Torino Winter Olympics ... **2005:** Skated with Team Canada, winning the 2004 World Cup of Hockey in September ... **2003:** Won Gold Medal with Team Canada at the 2003 World Championships in Finland, going 3-4-7 with four PIM ... Named to All-Tournament Team and selected as tournament's Best Defenceman ... **2002:** Won Silver Medal with Canada at 2002 World Junior Championships in the Czech Republic ... **2001:** Notched two assists in seven games for Bronze Medal-winning Team Canada at the 2001 World Junior Championships in Moscow, Russia ... **2000:** Became the youngest player ever (16 years, 3 mos.) and fourth player overall to skate with Team Canada at the World Junior Championships as a 16-year old (Wayne Gretzky, Mario Lemieux, Jason Spezza) ... Won the Bronze Medal with Team Canada in 2000 World Junior Championships in Sweden.

JUNIOR HIGHLIGHTS

2001-02: Went 11-50-61 with 42 PIM in 61 games with Medicine Hat, finishing third in WHL defenceman scoring and fifth overall in league power-play assists (28) ... Named to WHL Eastern Conference First All-Star Team ... Named Medicine Hat's Player of the Year and won team award as Top Defenceman ... MVP of Team Tiger Williams at CHL Top Prospects Game Feb. 1 at Saskatoon, SK (1-1-2) ... Won fastest skater contest at Top Prospects Skills Competition Jan. 31 ... Ranked top prospect in 2002 Entry Draft by Central Scouting in both mid-season and final reports ... **2000-01:** Tallied 14-39-53 with 44 PIM in 61 games with Medicine Hat ... **1999-00:** Went 13-21-34 with 22 PIM in 64 games in first full WHL season ... Became the youngest player ever (16 years, 3 mos.) and fourth player overall to skate with Team Canada at the World Junior Championships as a 16-year old (Wayne Gretzky, Mario Lemieux, Jason Spezza) ... **1998-99:** Played eight games with Medicine Hat (WHL), going 2-1-3 with two PIM.



DUSTIN
BOYD



WE
ARE





16 DUSTIN BOYD ~ LW/C

BORN: Winnipeg, MB
DATE: July 16, 1986
HEIGHT: 6'1"
WEIGHT: 196 lbs.
SHOOTS: Left

HOW ACQUIRED: 3rd round (98th overall) in the 2004 Entry Draft

CAREER RECORD

Season	Club	Lea.	REGULAR SEASON						PLAYOFFS					
			GP	G	A	PTS	PIM		GP	G	A	PTS	PIM	
2001-02	Winnipeg Warriors	MMHL	40	50	57	107	16		-	-	-	-	-	
2002-03	Moose Jaw	WHL	63	11	17	28	15		13	0	3	3	2	
2003-04	Moose Jaw	WHL	72	18	20	38	40		10	2	2	4	8	
2004-05	Moose Jaw	WHL	66	26	35	61	57		5	1	2	3	2	
2005-06	Moose Jaw	WHL	64	48	42	90	34		22	7	11	18	10	
2006-07	Omaha	AHL	66	27	33	60	34		6	1	1	2	0	
	Calgary	NHL	13	2	2	4	4		-	-	-	-	-	
	Canada	WJC	6	4	2	6	0		-	-	-	-	-	
2007-08	Calgary	NHL	48	7	5	12	6		-	-	-	-	-	
	Quad City	AHL	18	2	7	9	4		-	-	-	-	-	
2008-09	Calgary	NHL	71	11	11	22	10		5	1	0	1	0	
	Quad City	AHL	5	2	0	2	2		-	-	-	-	-	
TOTALS			NHL	132	20	18	38	20	5	1	0	1	0	
			AHL	89	31	40	71	40	6	1	1	2	0	
			WHL	265	103	114	217	146	50	10	18	28	22	

BOYD VS NHL

TEAM	Regular Season					Playoffs				
	GP	G	A	PTS	PIM	GP	G	A	PTS	PIM
Anaheim	8	1	0	1	0	0	0	0	0	0
Atlanta	1	0	1	1	0	0	0	0	0	0
Boston	1	1	0	1	0	0	0	0	0	0
Buffalo	1	0	0	0	0	0	0	0	0	0
Carolina	2	1	0	1	0	0	0	0	0	0
Calgary	7	1	0	1	0	5	1	0	1	0
Chicago	9	0	1	1	0	0	0	0	0	0
Columbus	9	2	2	4	2	0	0	0	0	0
Colorado	7	1	3	4	0	0	0	0	0	0
Dallas	6	0	0	0	0	0	0	0	0	0
Detroit	10	2	0	2	4	0	0	0	0	0
Edmonton	2	0	0	0	0	0	0	0	0	0
Los Angeles	8	1	2	3	2	0	0	0	0	0
Minnesota	9	1	1	2	4	0	0	0	0	0
Montreal	2	2	0	2	0	0	0	0	0	0
New Jersey	2	0	1	1	2	0	0	0	0	0
NY Islanders	2	1	0	1	0	0	0	0	0	0
NY Rangers	1	0	0	0	0	0	0	0	0	0
Nashville	7	0	2	2	2	0	0	0	0	0
Ottawa	2	0	0	0	0	0	0	0	0	0
Philadelphia	1	0	0	0	0	0	0	0	0	0
Phoenix	7	1	1	2	0	0	0	0	0	0
Pittsburgh	2	0	0	0	0	0	0	0	0	0
San Jose	6	0	1	1	2	0	0	0	0	0
St. Louis	6	2	1	3	0	0	0	0	0	0
Tampa Bay	2	0	0	0	0	0	0	0	0	0
Toronto	2	2	0	2	0	0	0	0	0	0
Vancouver	8	1	1	2	2	0	0	0	0	0
Washington	2	0	1	1	0	0	0	0	0	0
Totals	132	20	18	38	20	5	1	0	1	0

NHL HIGHLIGHTS

FIRSTS:

First GP:..... 11/01/2006 at DET
 First Asst:..... 12/19/2006 at LA
 First Goal:..... 01/06/2007 vs DAL

MOSTS: MOST RECENTLY

Goals:..... 2 (1X) 11/11/2008 vs TOR
 Assists:..... 2 (1X) 03/18/2009 vs DAL
 Points:..... 2 (2X) 03/18/2009 vs DAL(0G-2A)
 SOG:..... 7(1X) 10/30/2008 vs BOS
 PIM:..... 4 (1X) 04/03/2008 at MIN
 +/-:..... 2 (3X) 03/18/2009 vs DAL

LONGEST PERSONAL STREAKS:

Goals:..... 2 (1X) 11/09/2008 11/11/2008 (3G)
 Assists:..... 2 (3X) 03/08/2009 03/10/2009 (2A)
 Pts:..... 2 (6X) 03/18/2009 03/20/2009 (1G-2A)

CUPS: NONE

2008-09 HIGHLIGHTS

Led the team in assists (6) and tied for points (7) in preseason ... scored his first goal of the season on the power play on Oct.14 COL 4 @ CGY 5 ... scored the game winning goal on Oct.30 BOS 2 @ CGY 3 ... registered his first career multi-goal game scoring a pair of goals (including the game winner) on Nov.11 TOR 3 @ CGY 4 ... returned after missing five games (upper body injury), and scored the Flames lone goal on Dec.9 CGY 1 @ MTL 4 ... scored the game winning goal on Dec.31 EDM 4 @ CGY 6, giving him nine on the season - a new career high ... played in his 100th career game on Jan.18 CGY 2 @ COL 6 ... scored his first short handed goal of the season on Feb.9 MTL 2 @ CGY 6 ... scored his 10th goal of the season on Feb.19 CGY 3 @ MIN 2 (OT) ... collected a pair of assists for the first time this season on Mar.18 DAL 1 @ CGY 2 ... reassigned to Quad City on April 3, played in five games scoring a pair of goals ... recalled to Calgary on Apr.13 **PLAYOFFS:** Played in his first career playoff game on Apr.18 CGY 2 @ CHI 3 ... scored his first career playoff goal on Apr.25 CGY 1 @ CHI 5

CAREER HIGHLIGHTS

2007-08: Set career highs in games played (48), goals (7), assists (5), points (12), and PIMS (6) ... played in 18 games for the Quad City Flames scoring two goals and adding seven assists ... recalled from Quad City on Nov. 22 ... registered his first point of the season with Calgary adding an assist on Nov. 24 CGY 5 @ COL 2 ... scored his first of the season (GWG) on Dec. 4 STL 1 @ CGY 3 ... **2006-07:** Named to the AHL Canadian All-Star Team ... tied for the Omaha team lead in scoring with 60 points (28 G, 32 A) ... tied for eighth amongst AHL rookies in scoring (60 Points) ... tied for third amongst AHL rookies and led Omaha in power-play goals (15) ... ranked fourth amongst AHL rookies in shooting percentage (.185) ... was ranked as the 34th best prospect in hockey and the second best prospect in the Calgary organization by the 2007 edition of The Hockey News Future Watch ... netted his fifth multiple goal game of the season with a pair of tallies on Mar.24 vs. Houston ... recorded his seventh three-point night (a goal and two assists) of the year on Mar.10 vs. Grand Rapids ... recorded the game-winning goal in a 4-2 Omaha victory over Chicago on Feb.25, the tally marked Boyd's fourth game-winning goal of the season ... recorded three points (1G, 2A) on Feb.8 vs. Houston ... returned to Omaha for the remainder of the season on Jan.21 ... scored his first NHL goal, a game-winning tally, on Jan.6 vs. Dallas ... called up to Calgary for the third time on Jan.4 ... returned to Omaha on Dec.30 following his second stint in Calgary ... scored his first career NHL point with an assist on a game-winning goal on Dec.19 vs. Los Angeles ... earned his second NHL recall of the season on Dec.19 ... recorded his fifth three-point night of the season with a goal and two assists on Dec.9 vs. Houston ... recorded his second career multiple goal game with a pair of tallies on Nov.17 vs. Milwaukee ... recorded the first hat trick of his professional career on Nov.9 in Toronto ... sent back to Omaha on Nov.4 after being held scoreless in two games during his first stint with Calgary ... made his NHL debut on Nov.1 at Detroit ... recorded 13 points (4G, 9A), including three game-winning goals, in nine October games to earn a recall to Calgary on Oct.31... scored his first professional goal on Oct.7 at Milwaukee, the tally held up as the game-winning goal, also added two assists to record the first three-point game of his career ... recorded two points (both assists) in his pro debut on Oct.6 at Peoria ... **PLAYOFFS:** played in all six games vs. Iowa, registering one goal and one assist

INTERNATIONAL HIGHLIGHTS

Captured a gold medal as a member of Team Canada at the 2006 World Junior Hockey Championship, recording six points (4G, 2A) during six appearances at the tournament

JUNIOR HIGHLIGHTS

Appeared in 265 Western Hockey League games with the Moose Jaw Warriors from 2002 through 2006 ... scored 103 goals with 114 assists for 217 points during his WHL career ... was a member of the Western Hockey League (WHL) East First All-Star Team at the conclusion of the 2005-06 season



CRAIG CONROY



WE
ARE THE





24 CRAIG CONROY ~ C

BORN: Potsdam, NY
DATE: September 4, 1971
HEIGHT: 6'2"
WEIGHT: 191 lbs.
SHOOTS: Right

DRAFTED: MTL 6th round (123rd overall) in the 1990 NHL Draft
HOW ACQUIRED: From Los Angeles in exchange for centre Jamie Lundmark and two future draft choices on January 29, 2007.

CAREER RECORD

			REGULAR SEASON					PLAYOFFS					
Season	Club	Lea.	GP	G	A	PTS	PIM	GP	G	A	PTS	PIM	
1990-91	Clarkson	ECAC	39	8	22	30	24	-	-	-	-	-	
1991-92	Clarkson	ECAC	32	20	16	36	38	-	-	-	-	-	
1992-93	Clarkson	ECAC	35	10	23	33	26	-	-	-	-	-	
1993-94	Clarkson	ECAC	34	26	39	65	48	-	-	-	-	-	
1994-95	Fredericton	AHL	55	26	18	44	29	11	7	3	10	6	
	Montreal	NHL	6	1	0	1	0	-	-	-	-	-	
1995-96	Fredericton	AHL	67	31	38	69	65	10	5	7	12	6	
	Montreal	NHL	7	0	0	0	2	-	-	-	-	-	
1996-97	St. Louis	NHL	61	6	11	17	43	6	0	0	0	8	
	Fredericton	AHL	9	10	6	16	10	-	-	-	-	-	
	Worcester	AHL	5	5	6	11	2	-	-	-	-	-	
1997-98	St. Louis	NHL	81	14	29	43	46	10	1	2	3	8	
1998-99	St. Louis	NHL	69	14	25	39	38	13	2	1	3	6	
1999-00	St. Louis	NHL	79	12	15	27	36	7	0	2	2	2	
2000-01	St. Louis	NHL	69	11	14	25	46	-	-	-	-	-	
	Calgary	NHL	14	3	4	7	14	-	-	-	-	-	
2001-02	Calgary	NHL	81	27	48	75	32	-	-	-	-	-	
2002-03	Calgary	NHL	79	22	37	59	36	-	-	-	-	-	
2003-04	Calgary	NHL	63	8	39	47	44	26	6	11	17	12	
	USA	World Cup	2	0	0	0	0	-	-	-	-	-	
2005-06	Los Angeles	NHL	78	22	44	66	78	-	-	-	-	-	
	USA	Olympics	6	1	4	5	2	-	-	-	-	-	
2006-07	Los Angeles	NHL	52	5	11	16	38	11	7	3	10	6	
	Calgary	NHL	28	8	13	21	18	6	1	1	2	8	
2007-08	Calgary	NHL	79	12	22	34	71	7	0	2	2	8	
2008-09	Calgary	NHL	82	12	36	48	28	6	0	1	1	0	
TOTALS			NHL	928	177	348	525	570	81	10	20	30	52
		FLAMES	426	92	199	291	243	45	7	15	22	28	
		AHL	136	72	68	140	136	21	12	10	22	12	
		ECAC	140	63	101	164	132	-	-	-	-	-	

CONROY VS NHL

NHL HIGHLIGHTS

TEAM	Regular Season					Playoffs				
	GP	G	A	PTS	PIM	GP	G	A	PTS	PIM
Anaheim.....	51	6	22	28	30	0	0	0	0	0
Atlanta.....	12	1	8	9	8	0	0	0	0	0
Boston.....	14	0	3	3	6	0	0	0	0	0
Buffalo.....	16	1	5	6	4	0	0	0	0	0
Carolina.....	12	3	1	4	0	0	0	0	0	0
Calgary.....	25	8	4	12	21	0	0	0	0	0
Chicago.....	50	11	19	30	40	6	0	1	1	0
Columbus.....	33	8	15	23	29	0	0	0	0	0
Colorado.....	58	18	23	41	34	0	0	0	0	0
Dallas.....	54	10	20	30	38	6	0	0	0	2
Detroit.....	57	7	24	31	36	24	2	4	6	24
Edmonton.....	53	14	15	29	24	0	0	0	0	0
Florida.....	17	0	5	5	8	0	0	0	0	0
Los Angeles..	41	12	22	34	40	4	1	1	2	2
Minnesota.....	39	5	17	22	34	0	0	0	0	0
Montreal.....	17	1	5	6	8	0	0	0	0	0
New Jersey..	17	1	5	6	10	0	0	0	0	0
NY Islanders..	13	2	4	6	2	0	0	0	0	0
NY Rangers..	15	5	10	15	2	0	0	0	0	0
Nashville.....	45	14	18	32	18	0	0	0	0	0
Ottawa.....	15	3	6	9	8	0	0	0	0	0
Philadelphia..	16	2	7	9	6	0	0	0	0	0
Phoenix.....	53	8	21	29	53	7	2	1	3	4
Pittsburgh.....	14	3	1	4	10	0	0	0	0	0
San Jose.....	54	9	14	23	34	20	3	7	10	10
St. Louis.....	30	4	16	20	18	0	0	0	0	0
Tampa Bay.....	16	3	6	9	11	7	1	1	2	4
Toronto.....	26	5	12	17	16	0	0	0	0	0
Vancouver.....	51	12	16	28	22	7	1	5	6	6
Washington...	14	1	4	5	0	0	0	0	0	0
Totals.....	928	177	348	525	570	81	10	20	30	52

FIRSTS:

First GP:..... 02/15/1995 at HFD
 First Goal:..... 02/16/1995 at NYR
 First Asst:..... 01/05/1997 at NJ

MOSTS: MOST RECENTLY

Goals:..... 3 (2X) 11/13/2005 at CBJ
 Assists:..... 4 (1X) 01/19/2004 at ANA
 Points:..... 5 (1X) 11/13/2005 at CBJ (3G-2A)
 SOG:..... 6 (2X) 02/11/2004 at VAN
 PIM:..... 15 (1X) 02/10/1997 vs PHO
 +/-:..... 4 (4X) 11/13/2005 at CBJ

LONGEST PERSONAL STREAKS:

Goals:..... 4 (4X) 12/17/2005 12/26/2005 (4G)
 Assists:..... 8 (1X) 12/28/2005 01/12/2006 (11A)
 Pts: .. 12 (1X) 12/17/2005 01/12/2006 (6G-14A)

CUPS: NONE

2008-09 HIGHLIGHTS

Finished 5th in team scoring with 48 points (12G, 36A) ... finished 1st on team in plus/minus with +20 ... scored his first goal of the season on Oct.14 COL 4 @ CGY 5 ... had a season high 3 points (2G,1A) on Nov.6 NSH 6 @ CGY 7 ... registered three assists on Nov.25 LA 2 @ CGY 6 ... registered his 500th career point with an assist on the game winning goal with 24 seconds remaining on Jan.3 CGY 3 @ NSH 2 ... registered a pair of assists and was a team high +3 on Jan.28 BUF 2 @ CGY 5 ... played in his 900th career game on Feb.11 CGY 2 @ ANA 3 ... scored the goal that Jarome Iginla assisted on to break the all time franchise point record at 831 on March 1 TB 8 @ CGY... **PLAYOFFS:** played six games registering one assist.

CAREER HIGHLIGHTS

2007-08: Played in 79 games scoring 12 goals and 22 assists along with 71 penalty minutes ... T-3rd in game winning goals (4) ... recorded five multi-point games ... registered his first multi-point game of the season with a pair of assists on Nov.20 COL 1 @ CGY 4 ... registered his 300th career assist on Dec. 18 CGY 3 @ CLB 1 ... had a season high three assists on Dec. 29 ANA 3 @ CGY 5 ... scored the game winning goal, and was 12(71/71%) in the face-off circle on Mar. 20 COL 1 @ CGY 2, and was named as the game's First Star for the first time this season ... **PLAYOFFS:** played in all seven playoff games registering two assists and eight penalty minutes and averaging 16:42 in ice time ... **2006-07:** played 52 games with LA before being reacquired by the Flames and finishing the last 28 games with Calgary ... Flames were 4-1-1-0 when scoring ... had 5 MP games ... scored two goals in his first game since being reacquired by the Flames, and set a season high in goals (2), points (2), and shots (4) on Jan.30 LA 1 @ CGY 4, and was named the games second star ... registered his second multi-point game as a Flame with two assists on Feb.13 ATL 1 @ CGY 4 ... had a season high three points (1G, 2A) on Feb.15 COL 7 @ CGY 5 ... tied a season high in goals (2) and points (3) on Mar.6 CGY 4 @ STL 2 and was named as the games 2nd star ... **PLAYOFFS:** played in all six games vs. DET ... scored one goal (T-2nd) and added an assist along with 8 PIMs ... **2005-06:** Led the Kings with 20 multi-point games (the Kings were 15-5-0 in the 20 contests) ... collected 20 or more goals for the third time in four seasons and surpassed the 60-point plateau for the second time in his career ... finished second on the Kings with 66 points (22-44=66) and 44 assists and third on the club with 22 goals ... also tied for second on the club with three shorthanded goals and tied for fourth on the club with three game-winning goals ... his plus-13 rating ranked fourth on the Kings ... led the Kings with 42 takeaways and finished second on the team with a 51.2 percent face-off winning percentage ... named NHL Offensive Player of the Week for the week ending on Oct.23 with seven points (2G, 5A) in three games ... collected four points (1G, 3A) and the game-winning goal at Colorado on Oct.19 ... had a four-game scoring streak (2-5=7 during the streak) that lasted from Oct.25 - Nov.2 ... finished November with 14 points (7G, 7A) and a plus-13 rating in 14 games ... collected a career high five points (3G, 2A), recorded his second career NHL hat trick and finished with a plus-4 rating at Columbus on Nov.13 ... had 14 points (4-10=14) in 14 December games ... had a team-best 12-game scoring streak that lasted from Dec.17-Jan.12 (6-14=20 during the streak) ... collected his 400th NHL point with an assist vs. Nashville on Mar.25 ... **2004-05:** Represented Team USA at the World Cup of Hockey appearing in two games ... **2003-04:** Completed his third full season with Calgary and finished second on the Flames in scoring with 47 points (8G, 39A) ... led the Flames with 39 assists and was fifth on the club with a plus-13 rating ... was second to Jarome Iginla in ice time among all Flames forwards averaging 19:12/game ... recorded his 300th NHL point with an assist vs. Vancouver on Nov.29 ... played in his 600th NHL game at Detroit on Mar.16 ... missed 19 games with a knee injury sustained vs. Minnesota on Dec.5 ... returned to the lineup on Jan.17 and picked up 36 points (7G, 29A) in the Flames final 38 regular season games ... **PLAYOFFS:** played in all 26 post-season games for the Flames, who advanced to the Stanley Cup Finals before losing to the Tampa Bay Lightning in seven games ... finished second on the Flames and fifth in overall NHL playoff scoring with 17 points (6G, 11A) ... ranked second on the Flames and third overall in the playoffs with a plus-12 rating ... **2002-03:** Appeared in his ninth NHL season posting his second highest career point total (59) ... first on the team in assists (37), second in points (59) and third in goals (22) ... scored 30 points (12G, 18A) at home and 29 points (10G, 19A) on the road ... posted 40 points (17G, 23A) at even strength, 18 points (5G, 13A) on the PP and one SH assist ... Flames were 11-6-3-0 when scoring a goal ... posted 13 multiple point games including two multiple goal games and five multiple assist games - Flames were 8-4-1-0 for MP games, 2-0-0-0 for MG games and 4-1-0-0 for MA games ... assisted on all three of Iginla's goals on Feb. 7 at EDM ... scored two goals and added an assist on Jan. 20 vs. EDM ... **2001-02:** Set new career highs in points (75), goals (27) and assists (48) ... finished tied for 12th in the NHL in points (75) and tied for 9th in assists (48) ... had the greatest point improvement of all NHL players from previous season (+43) ... was 2nd on the Flames with 75 points, 1st in assists (48), 2nd in goals (27) and 2nd in +/- (+24) ... posted 48 points (18G, 30A) at even strength, 24 points (7G, 17A) on the PP and three points (2G, 1A) while SH ... scored 38 points (15G, 23A) at home and 37 points (12G, 25A) ... Flames were 11-5-5-2 when scoring a goal ... posted 21 multiple point games-Flames were 11-4-5-1 during these games, recorded four multiple goal games-team was 1-0-3-0 for these games and notched 12 multiple assist games-Flames were 7-3-2-0 for MA games ... posted his 40th assist of the season on Mar. 13 at FLA ... scored his 20th goal of the season, added three assists and went +4 on Mar. 4 at NYR ... scored a goal and added an assist for his 50th point of the season (first time in career) on Feb. 12 at PHX ... named a co-captain along with Bob Boughner on Feb. 4 ... matched a career high for goals in a season with his 14th (also his 200th NHL career point) while also assisting the game-winner on Jan. 3 vs. BUF ... posted two assists, including an assist on the game-winner, on Oct. 10 at DET - his second assist was his 100th assist of his career ... **2000-01:** Played in his seventh NHL season and his first with the Calgary Flames ... split the season between Calgary and STL scoring seven points (3G, 4A) in 14 games with the Flames and 25 points (11G, 14A) in 69 games with the Blues ... finished sixth on the team in points (23), first in short-handed goals (4-three with STL, one with Calgary) and tied for fourth in plus/minus (+4) ... never missed a game during the season playing in 83 games (69 with STL and 14 with Calgary) ... scored 15 points (5G, 10A) at home and 17 points (9G, 8A) on the road ... recorded 25 points (10G, 15A) at even strength, three assists on the power play and scored four short-handed goals ... Flames were unbeaten (2-0-0-0) when scoring a goal ... scored two goals on Apr. 4 at CHI ... scored his first goal as a Flame on Mar. 25 at CHI (SH) ... posted his first point/assist as a Flame on Mar. 14 at CLB ... one of only two Blues' to play in the club's first 69 games before being acquired by Calgary ... was acquired by the Flames from STL on Mar. 13 ... averaged 18:08 minutes of ice-time per-game ... **1999-00:** Played in his 300th NHL career game on Apr. 1 ... recorded his 100th point as a member of the Blues on Oct. 16 against TOR ... averaged 14:48 minutes of ice-time per-game ... **1998-99:** Finished second on the team in plus/minus (+14) ... finished sixth in voting for the Selke Trophy ... played in his 200th NHL career game on Jan. 30 against CGY ... scored a career high three goals (also his first career hat trick) on Feb. 26 at CGY ... posted a career high three assists on Dec. 19 vs. LA ... averaged 16:39 minutes of ice-time per-game ... **1997-98:** Was a finalist for the Selke Trophy as the league's top defensive forward ... was a career high +20 and posted a career high 43 points ... played in his 100th NHL career game on Nov. 27 against Los Angeles ... recorded a career high four points on Jan. 31 vs. Dallas ... **1996-97:** Traded to STL by MTL with Pierre Turgeon and Rosty Fitzpatrick for Murray Baron, Shayne Corson and a 5th round choice in the 1997 Entry Draft on Oct. 29 ... posted his first NHL career assist on Jan. 5 at New Jersey ... tallied a career high 15 penalty minutes on Feb. 10 vs. PHX ... **1995-96:** Played in his second professional season splitting time between Montreal and Fredericton ... scored 69 points (31G, 38A) in 67 games in the AHL ... **1994-95:** Posted his first NHL career goal/point on Feb. 16 at NYR ... played in his first NHL career game on Feb. 15 at Hartford ... made his professional debut splitting the season between Montreal (NHL) and Fredericton (AHL) ... scored one goal in six games with MTL and 44 points (26G, 18A) in 55 games in the AHL ... also appeared in 11 playoff games with Fredericton scoring 10 points (7G, 3A) and six penalty minutes.

INTERNATIONAL HIGHLIGHTS

Represented the United States at: 2006 Winter Olympic Games (6 GP, 1-4=5); 2004 World Cup of Hockey (2 GP, 0-0=0).

COLLEGE HIGHLIGHTS

Played four seasons in the ECAC with the Clarkson Knights posting 164 points (63G, 101A) and 132 penalty minutes in 140 games ... **1993-94:** Named to the ECAC First All-Star Team after posting a league high 66 points (26G, 40A) and 46 penalty minutes with Clarkson ... also posted a league high 40 assists ... named to the NCAA First All-American Team and to the NCAA Final Four All-Tournament Team ... helped lead the Knights to a 13-5-4 record ... **1992-93:** Scored 33 points (10G, 23A) in 35 games ... **1991-92:** In his second season at Clarkson, Craig posted 36 points (19G, 17A) in 31 games ... **1990-91:** Made his debut in the ECAC recording 29 points (8G, 21A) in 40 games with Clarkson




NIGEL DAWES



WE
ARE THE





15 NIGEL DAWES ~ LW

BORN: Winnipeg, MB
DATE: February 9, 1985
HEIGHT: 5'8"
WEIGHT: 188 lbs.
SHOOTS: Left

DRAFTED: NYR 5th round (149th overall) of the 2003 NHL Entry Draft
HOW ACQUIRED: Claimed off waivers on July 16, 2009 and signed on July 20, 2009

CAREER RECORD

Season	Club	Lea.	REGULAR SEASON						PLAYOFFS					
			GP	G	A	PTS	PIM		GP	G	A	PTS	PIM	
2001-02	Kootenay Ice	WHL	54	15	19	34	14		22	9	6	15	8	
2002-03	Kootenay Ice	WHL	72	47	45	92	54		11	4	8	12	6	
2003-04	Kootenay Ice	WHL	56	47	23	70	31		4	1	2	3	10	
	Hartford	AHL	4	0	0	0	0		-	-	-	-	-	
2004-05	Kootenay Ice	AHL	63	50	26	76	30		12	5	10	15	5	
2005-06	Hartford	AHL	77	35	32	67	21		13	6	6	12	9	
2006-07	NY Rangers	NHL	8	1	0	1	0		1	0	0	0	0	
	Hartford	AHL	65	27	33	60	29		7	5	6	11	9	
2007-08	Hartford	AHL	20	14	20	34	2		-	-	-	-	-	
	NY Rangers	NHL	61	14	15	29	10		10	2	2	4	0	
2008-09	NY Rangers	NHL	52	10	9	19	15		-	-	-	-	-	
	Phoenix	NHL	12	0	2	2	0		-	-	-	-	-	
TOTALS			NHL	133	25	26	51	25	11	2	2	4	0	
			AHL	166	76	85	161	52	20	11	12	23	18	
			WHL	245	159	113	272	129	49	19	26	45	29	

DAWES VS NHL

TEAM	Regular Season						Playoffs					
	GP	G	A	PTS	PIM		GP	G	A	PTS	PIM	
Anaheim.....	5	1	0	1	0		0	0	0	0	0	
Atlanta.....	5	0	1	1	0		0	0	0	0	0	
Boston.....	7	1	2	3	0		0	0	0	0	0	
Buffalo.....	7	2	3	5	2		1	0	0	0	0	
Carolina.....	4	0	2	2	0		0	0	0	0	0	
Chicago.....	2	0	0	0	0		0	0	0	0	0	
Columbus.....	1	0	0	0	0		0	0	0	0	0	
Colorado.....	3	0	0	0	0		0	0	0	0	0	
Dallas.....	2	0	0	0	0		0	0	0	0	0	
Detroit.....	2	1	0	1	0		0	0	0	0	0	
Edmonton.....	1	0	1	1	0		0	0	0	0	0	
Florida.....	5	1	0	1	0		0	0	0	0	0	
Los Angeles... 2	0	2	2	0	0		0	0	0	0	0	
Minnesota.....	1	1	0	1	0		0	0	0	0	0	
Montreal.....	5	2	3	5	0		0	0	0	0	0	
New Jersey... 13	5	2	7	2	5		1	1	2	0	0	
NY Islanders.. 12	5	2	7	9	0		0	0	0	0	0	
Nashville.....	2	0	0	0	0		0	0	0	0	0	
Ottawa.....	4	0	0	0	0		0	0	0	0	0	
Philadelphia.. 11	3	1	4	2	0		0	0	0	0	0	
Phoenix.....	1	0	0	0	0		0	0	0	0	0	
Pittsburgh.... 12	1	2	3	0	5		1	1	2	0	0	
San Jose.....	3	0	0	0	2		0	0	0	0	0	
St. Louis.....	1	0	0	0	0		0	0	0	0	0	
Tampa Bay.... 6	1	0	1	2	0		0	0	0	0	0	
Toronto.....	7	1	1	2	4		0	0	0	0	0	
Vancouver.... 2	0	1	1	0	0		0	0	0	0	0	
Washington.... 7	0	3	3	2	0		0	0	0	0	0	
Totals.....	133	25	26	51	25		11	2	2	4	0	

NHL HIGHLIGHTS

FIRSTS:

First GP:..... 05/10/06 vs WAS
First Goal: 10/21/2006 at TOR
First Asst:08/11/07 vs PIT

MOSTS: MOST RECENTLY

Goals:..... 2 (1X) 10/25/2007 2 vs NJ
Assists: 2 (3X) 12/23/2008 4 vs WAS
Points: 2 (7X) 01/05/2009 4 vs PIT (1G-1A)
SOG: 7 (1X) 02/21/2009 2 at BUF
PIM: 5 (1X) 12/29/2008 5 vs NYI
+/-: 2 (11X) 02/28/2009 6 vs COL

LONGEST PERSONAL STREAKS:

Goals: 2 (3X) 02/18/2009 02/21/2009 (2G)
Assists: 2 (2X) 01/05/2009 01/07/2009 (2A)
Pts: 3 (2X) 12/23/2008 12/29/2008 (2G-2A)

CUPS: NONE

2008-09 HIGHLIGHTS

Finished T-5th in ppg (3), 9th in goals (10), 13th in assists (11) and T-11th in points (21) in team scoring ... picked up an assist in his PHX debut at BOS on March 5 ... acquired from the NYR on March 4 ... had two multi-point games ... had a season high 7 shots on February 21 at BUF ... had a season high 18:41 of ice time

CAREER HIGHLIGHTS

2007-08: Tied for second in the NHL among rookies in game-winning goals (four) ... Led the team in plus/minus rating (plus-11), ranked second in shootout game-deciding goals (two), and tied for third in game-winning goals (four) ... Notched the game-winning goal at 16:54 of the third period and delivered a season-high, seven hits on Mar. 27 vs. the Devils ... Notched the game-deciding goal in a 2-1 shootout win at New Jersey on Mar. 19 ... Notched the game-deciding goal in the shootout, Mar. 9 vs. the Bruins ... Tallied two assists on Mar. 6 at Long Island ... Collected two assists and posted a plus-two rating on Feb. 28 at Carolina ... Registered his first NHL assist on Nov. 8 in a 4-2 victory vs. Pittsburgh ... Tallied a career-high, two goals, including his first career game-winning goal and first career power play goal, in a 2-0 victory over New Jersey on Oct. 25 ... Made his 2007-08 season debut on Oct. 18 at Atlanta after being recalled from Hartford (AHL) on Oct. 17 ... Skated in 20 games with Hartford (AHL) this season, notching 14 goals and 20 assists for 34 points and a plus-eight rating ... Named the AHL Player of the Week for the week ending December 9, registering three goals and five assists for eight points in three games over the span ... **2006-07:** Appeared in eight games with the Rangers, registering one goal ... Notched his first career NHL goal/point on Oct. 21 at Toronto ... Made NHL debut on Oct. 5 vs. Washington ... Was named winner of the 2006 Lars-Erik Sjöberg Award (Best Rookie of the Rangers Training Camp), along with Brandon Dubinsky, as voted by select New York media ... 2006-07 (AHL): Appeared in 65 games with the Hartford Wolf Pack of the American Hockey League (AHL), tallying 27 goals and 33 assists for 60 points, along with 29 penalty minutes ... Ranked first on the Wolf Pack in scoring with 60 points ... Ranked second on the team in goals (27) and assists (33), and tied for third in plus/minus (plus-10) ... Scored the fastest goal from the start of a period in Wolf Pack history on Apr. 15 at Portland (nine seconds) ... Notched three goals, including the game-winner, added an assist and registered nine shots on goal on Mar. 30 at Bridgeport ... Led the team in goals (five) and power play goals (two) and tied for the team lead in points (11) in the playoffs ... Equaled a franchise record for most points in a single playoff series in the Atlantic Division Semifinals against Providence ... **2005-06:** Registered 35 goals and 32 assists for 67 points, along with 21 penalty minutes ... Ranked second in the AHL in goals (35) among rookies and tied for fourth in scoring among first year players with 67 points ... Registered his first professional hat trick on Mar. 3 at San Antonio ... Netted his first professional goal and added an assist in a 6-5 win on Oct. 22 at Hershey ... Ranked second on the team in postseason goals (six) and tied for second on the Wolf Pack in scoring (12 points) in the playoffs ... **2003-04:** Joined the Wolf Pack following the conclusion of Kootenay's season and appeared in four games.

INTERNATIONAL HIGHLIGHTS

2005: Appeared in six games for Team Canada at the 2005 World Junior Championships, registering two goals and four assists, while helping the club capture the gold medal ... **2004:** Represented Team Canada at the 2004 World Junior Championships in Finland where he notched 11 points (six goals, five assists) in six games, helping Team Canada capture the silver medal ... Led all tournament players with six goals ... Named Team Canada's player of the game after notching three points (two goals, one assist) in the gold medal game vs. Team USA ...

JUNIOR HIGHLIGHTS

Appeared in 245 career games with the Kootenay Ice of the Western Hockey League (WHL), registering 159 goals and 113 assists for 272 points, along with 129 penalty minutes ... **2004-05:** Skated in 63 games with Kootenay, registering 50 goals and 26 assists for 76 points, along with 30 penalty minutes ... Ranked first on the team and was among the WHL leaders in several offensive categories, including: goals (50), points (26), power play goals (19) and game winning goals (14) ... Was named a finalist for the WHL's Four Broncos Memorial Trophy, given annually to the league's player of the year ... Finished the regular season with a 20-game point streak from Feb. 5 to Mar. 19, registering 33 points (24 goals, nine assists) over the span ... Recorded points in all but two of the 32 Kootenay games he skated in following the 2005 World Junior Championships, collecting 48 points (31 goals, 17 assists) ... Participated in the ADT Canada/Russia Challenge in Red Deer on Dec. 1, 2005 ... Skated in 12 playoff games, tying for first on the club with 15 points (five goals, 10 assists) and helped the Ice advance to the Western Conference Finals ... **2003-04:** Collected 47 goals and 23 assists for 70 points, along with 31 penalty minutes in 56 games with Kootenay ... Ranked first on the team with 47 goals, 70 points and 15 power play goals ... Named to the Western Conference First All-Star Team ... Selected as Kootenay's Most Valuable Player ... In four playoff contests with Kootenay, tallied one goal and two assists, along with 10 penalty minutes ... **2002-03:** Appeared in 72 games with Kootenay, tallying 47 goals and 45 assists for 92 points, along with 54 penalty minutes ... Ranked first on the team and was third in the WHL with 47 goals ... Ranked first on the team and placed 10th in the WHL with 92 points ... Tied for first in the WHL with 22 power play goals ... Recorded 12 points (four goals, eight assists) in 11 postseason contests ... **2001-02:** Skated in 54 games for Kootenay, tallying 15 goals and 19 assists for 34 points, along with 14 penalty minutes ... Registered nine goals and six assists for 15 points in 22 playoff games, along with eight penalty minutes, helping Kootenay capture the Memorial Cup




MARK GIORDANO



WE
ARE





5 MARK GIORDANO ~ D

BORN: Toronto, ON
DATE: October 3, 1983
HEIGHT: 6'0"
WEIGHT: 196 lbs.
SHOOTS: Left

HOW ACQUIRED: Signed as a free agent on July 6, 2004

CAREER RECORD

Season	Club	Lea.	REGULAR SEASON						PLAYOFFS					
			GP	G	A	PTS	PIM		GP	G	A	PTS	PIM	
2001-02	Brampton	OPJHL	48	11	26	37	59		-	-	-	-	-	
2002-03	Owen Sound	OHL	68	18	30	48	109		4	1	3	4	2	
2003-04	Owen Sound	OHL	65	14	35	49	72		7	1	3	4	5	
2004-05	Lowell	AHL	66	6	10	16	85		11	0	1	1	41	
2005-06	Omaha	AHL	73	16	42	58	141		-	-	-	-	-	
	Calgary	NHL	7	0	1	1	8		-	-	-	-	-	
2006-07	Calgary	NHL	48	7	8	15	36		4	1	0	1	0	
	Omaha	AHL	5	0	2	2	8		3	0	1	1	2	
2007-08	Moscow	Russia	50	4	9	13	89		-	-	-	-	-	
	Canada	Spengler	5	0	2	2	4		-	-	-	-	-	
2008-09	Calgary	NHL	58	2	17	19	59		-	-	-	-	-	
	TOTALS	NHL	113	9	26	35	103		4	1	0	1	0	
		AHL	139	22	52	74	226		14	0	2	2	43	
		OHL	133	32	65	97	181		11	2	6	8	7	

GIORDANO VS NHL

TEAM	Regular Season					Playoffs				
	GP	G	A	PTS	PIM	GP	G	A	PTS	PIM
Anaheim.....	8	1	2	3	4	0	0	0	0	0
Atlanta.....	1	0	0	0	4	0	0	0	0	0
Boston.....	1	0	0	0	0	0	0	0	0	0
Buffalo.....	2	0	0	0	2	0	0	0	0	0
Chicago.....	7	0	0	0	9	0	0	0	0	0
Columbus.....	5	1	2	3	4	0	0	0	0	0
Colorado.....	11	0	4	4	21	0	0	0	0	0
Dallas.....	6	0	0	0	4	0	0	0	0	0
Detroit.....	3	2	0	2	2	4	1	0	1	0
Edmonton.....	8	0	1	1	2	0	0	0	0	0
Florida.....	2	1	0	1	0	0	0	0	0	0
Los Angeles...	8	0	1	1	6	0	0	0	0	0
Minnesota.....	8	2	0	2	10	0	0	0	0	0
Montreal.....	2	0	0	0	2	0	0	0	0	0
NY Islanders..	1	0	0	0	4	0	0	0	0	0
NY Rangers...	1	0	0	0	0	0	0	0	0	0
Nashville.....	7	0	1	1	8	0	0	0	0	0
Ottawa.....	2	0	1	1	4	0	0	0	0	0
Phoenix.....	6	0	4	4	7	0	0	0	0	0
San Jose.....	6	0	1	1	2	0	0	0	0	0
St. Louis.....	4	0	1	1	2	0	0	0	0	0
Toronto.....	2	2	2	4	0	0	0	0	0	0
Vancouver.....	11	0	6	6	6	0	0	0	0	0
Washington....	1	0	0	0	0	0	0	0	0	0
Totals.....	113	9	26	35	103	4	1	0	1	0

NHL HIGHLIGHTS

FIRSTS:

First GP:..... 01/30/2006 at STL
First Asst:..... 04/08/2006 at VAN
First Goal:..... 10/14/2006 at TOR

MOSTS: MOST RECENTLY

Goals:..... 2 (1X) 10/14/2006 at TOR
Assists:..... 2 (2X) 11/11/2008 vs TOR
Points:..... 2 (5X) 12/23/2008 vs ANA (1G-1A)
SOG:..... 7 (1X) 12/12/2008 vs FLA
PIM: 7 (3X)..... 02/02/2009 at COL
+/-:..... 3 (2X) 01/06/2009 vs SJ

LONGEST PERSONAL STREAKS:

Goals:..... 1 (8X) 12/23/2008 12/23/2008 (1G)
Assists:..... 2 (5X) 12/23/2008 12/27/2008 (2A)
Pts:..... 2 (8X) 12/23/2008 12/27/2008 (1G-2A)

CUPS: NONE

2008-09 HIGHLIGHTS

Finished the season with 19 points (2G, 17A) in 58 games before missing the remainder of the year and playoffs with a shoulder injury ... registered his first multi-point game with a pair of assists on Nov.11 TOR 3 @ CGY 4 ... set up the game winning goal on Nov.20 CGY 1 @ COL 0 ... scored his first goal of the season on Nov.22 DET 5 @ CGY 2 ... had his second multi-point game (1+1) on Dec.23 ANA 3 @ CGY 4 ... scored the game winning goal on the power play on Jan.6 SJ 2 @ CGY 5 ... played in his 100th career game on Jan.18 CGY 2 @ COL 6 ... injured (upper body) on Feb.19 CGY 3 @ MIN 2

CAREER HIGHLIGHTS

2007-08: Spent the season with Moscow Dynamo in the Russian Elite League ... played in 50 games scoring four goals with nine assists for 13 points and 89 penalty minutes ... **2006-07:** Recalled from Omaha on Dec.12 ... posted two assists and a +4 rating in five games with Omaha ... scored his first and second NHL goals on Oct.14 @ TOR (OTL 5-4), and was named the games 2nd star ... assigned to Omaha on Nov.15 ... recalled from Omaha on Nov.20 ... registered his first assist of the season on Dec.16 @ PHX (W 6-3) ... registered assists in back-to-back games for the first time this season on Dec.27 and 29th ... tied a season high with 4 blocked shots on Dec.31 vs. EDM (W 4-2) ... scored the game winning goal in overtime on Jan.4 vs. FLA (W/OT 5-4), and was named the games 1st star ... recorded his 2nd two-point game of the season (0G, 2A) on Jan.11 @ COL (W 7-3) ... scored the lone Flames goal (PPG), on Jan.26 ... scored the game-winning goal on Feb. 2nd vs. Columbus ... **PLAYOFFS:** recorded a goal in his NHL playoff debut on April 17th vs. Detroit ... **2005-06:** Lead the 2005-06 Omaha Ak-Sar-Ben Knights in scoring with 58 points and assists with 42 ... ranked fourth in scoring amongst AHL defencemen with 58 points ... T-2nd in goal scoring amongst AHL defencemen with 16 tallies ... led AHL defencemen in power-play goals (12) ... finished 5th amongst AHL defencemen in minor penalties (63) ... made his NHL debut with the Calgary Flames on Jan. 30 vs. STL registering 2 PIMs and a +1

INTERNATIONAL HIGHLIGHTS

Was an alternate player with Canada's silver medal team at the 2008 IIHF World Championships ... won gold with Canada at the 2007 Spengler Cup in Davos, Switzerland adding a pair of assists in the five game tournament

JUNIOR HIGHLIGHTS

Played 133 junior hockey games with the Ontario Hockey League's Owen Sound Attack ... recorded 32 goals with 65 assists for 97 points during his OHL career... **2003-04:** ranked 1st amongst Owen Sound defencemen in scoring with 49 points on 14 goals and 35 assists ... **2002-03:** led Owen Sound defencemen in scoring with 48 points (18 G, 30 A)



CURTIS GLENCROSS



WE
ARE THE





20 CURTIS GLENCROSS ~ LW

BORN: Kindersley, SK
DATE: December 28, 1982
HEIGHT: 6'1"
WEIGHT: 193 lbs.
SHOOTS: Left

HOW ACQUIRED: Signed as a free agent on July 2, 2008

CAREER RECORD

Season	Club	Lea.	REGULAR SEASON						PLAYOFFS					
			GP	G	A	PTS	PIM		GP	G	A	PTS	PIM	
2001-02	Brooks	AJHL	60	23	22	45	113		-	-	-	-	-	
2002-03	U of Alaska	WCHA	35	11	12	23	79		-	-	-	-	-	
2003-04	U of Alaska	WCHA	37	21	13	34	79		-	-	-	-	-	
	Cincinnati	AHL	7	2	1	3	0		9	1	6	7	10	
2004-05	Cincinnati	AHL	51	6	3	9	63		12	2	0	2	10	
2005-06	Portland	AHL	41	15	10	25	85		19	4	6	10	37	
2006-07	Anaheim	NHL	2	1	0	1	2		-	-	-	-	-	
	Columbus	NHL	7	0	0	0	0		-	-	-	-	-	
	Portland	AHL	31	6	10	16	74		-	-	-	-	-	
	Syracuse	AHL	29	19	16	35	53		-	-	-	-	-	
2007-08	Columbus	NHL	36	6	6	12	25		-	-	-	-	-	
	Edmonton	NHL	26	9	4	13	28		-	-	-	-	-	
2008-09	Calgary	NHL	74	13	27	40	42		6	0	3	3	12	
TOTALS			NHL	145	29	37	66	97	6	0	3	3	12	
			FLAMES	74	13	27	40	42	6	0	3	3	12	
			AHL	159	48	40	88	275	40	7	12	19	57	
			WCHA	72	32	25	57	158	-	-	-	-	-	

GLENCROSS VS NHL

TEAM	Regular Season					Playoffs				
	GP	G	A	PTS	PIM	GP	G	A	PTS	PIM
Anaheim	5	2	0	2	0	0	0	0	0	0
Atlanta	2	0	2	2	2	0	0	0	0	0
Boston	2	0	0	0	0	0	0	0	0	0
Buffalo	2	0	0	0	0	0	0	0	0	0
Carolina	2	0	0	0	0	0	0	0	0	0
Calgary	5	5	0	5	5	0	0	0	0	0
Chicago	8	1	0	1	13	6	0	3	3	12
Columbus	6	0	1	1	6	0	0	0	0	0
Colorado	15	4	5	9	10	0	0	0	0	0
Dallas	9	1	0	1	4	0	0	0	0	0
Detroit	8	2	3	5	0	0	0	0	0	0
Edmonton	7	0	2	2	4	0	0	0	0	0
Florida	2	1	2	3	0	0	0	0	0	0
Los Angeles	7	1	3	4	0	0	0	0	0	0
Minnesota	9	1	2	3	13	0	0	0	0	0
Montreal	2	0	0	0	7	0	0	0	0	0
New Jersey	1	1	0	1	0	0	0	0	0	0
NY Islanders	1	1	0	1	0	0	0	0	0	0
NY Rangers	2	0	0	0	0	0	0	0	0	0
Nashville	11	2	3	5	0	0	0	0	0	0
Ottawa	1	0	1	1	0	0	0	0	0	0
Philadelphia	1	0	2	2	2	0	0	0	0	0
Phoenix	8	3	2	5	4	0	0	0	0	0
Pittsburgh	1	0	0	0	0	0	0	0	0	0
San Jose	6	1	3	4	2	0	0	0	0	0
St. Louis	6	1	2	3	2	0	0	0	0	0
Tampa Bay	1	0	0	0	0	0	0	0	0	0
Toronto	2	1	2	3	4	0	0	0	0	0
Vancouver	12	1	2	3	17	0	0	0	0	0
Washington	1	0	0	0	2	0	0	0	0	0
Totals	145	29	37	66	97	6	0	3	3	12

NHL HIGHLIGHTS

FIRSTS:

First GP:01/13/2007 vs COL
First Goal:01/13/2007 vs COL
First Asst: 11/10/2007 at NSH

MOSTS: MOST RECENTLY

Goals: 2 (3X) 04/01/2008 vs CGY
Assists: 2 (6X) 03/05/2009 at PHI
Points:3 (1X) 11/25/2008 vs LA (1G-2A)
SOG:6 (1X) 03/18/2008 vs PHO
PIM: 15 (1X)02/16/2008 at VAN
+/-: 3 (1X) 11/25/2008 vs LA

LONGEST PERSONAL STREAKS:

Goals: 3 (1X) 11/22/2008 11/27/2008 (3G)
Assists: 3 (1X) 11/11/2008 11/18/2008 (3A)
Pts: 4 (3X) 03/08/2009 03/14/2009 (2G-3A)

CUPS: NONE

2008-09 HIGHLIGHTS

Finished the season appearing in 74 games scoring 13 goals and 27 assists for 40 points (all are career highs) ... registered his first point as a Flame with an assist on Oct.14 COL 4 @ CGY 5 ... scored his first goal as a Flame, which was the game winner on Oct.28 COL 0 @ CGY 3 ... registered his first three point game (1G, 2A), and was a team high +3 on Nov.25 LA 2 @ CGY 6 ... extended his points streak with an assist to four games (3G, 4A) on Nov.29 VAN 1 @ CGY 3 ... missed six games (Dec.16-19) due to a lower body injury sustained on Dec.12 ... had two assists and five shots on net Mar.5 CGY 5 @ PHI 1 ... had a goal and an assist on Mar.14 CGY 6 @ TOR 8 ... scored the game winning goal and added an assist on Mar.23 DET 3 @ CGY 5 ... missed the last two games of the regular season. **PLAYOFFS:** Played in all six games collecting three assists ... recorded his first career playoff point (assist) in his first playoff game on Apr.16 CGY 2 @ CHI 3 OT ... registered his first multi-point playoff game with a pair of assists on Apr.20 CHI 2 @ CGY 4

CAREER HIGHLIGHTS

2007-08: Scored 15 goals and added 10 assists for 25 points and 53 PIMS in 62 games played (9-4-13 with 28 PIM in 26 GP with Edmonton) and (6-6-12 with 25 PIM in 36 GP with Columbus) ... was 19th in NHL rookie scoring race and finished among rookie leaders in goals (5th), shooting pct. (3rd at 14.4%), 11th in plus/minus (+8), 13th in hits (94) & PIM (53) and 17th in shots (104) ... scored points in six of last 14 games (7-1-8; Mar. 9-Apr. 3) ... scored goals (6) in four of last nine games (Mar. 18-Apr. 3) ... scored both goals in Oilers 3-2 loss at Calgary (Apr. 1) for his 2nd career multiple goal game ... scored a career-high 2 goals vs Phoenix (Mar. 18) for his 1st career multiple goal game & scored goals vs Minnesota (Mar. 24) & at Colorado (Mar. 28) ... had a two-game goal scoring streak (2-0-2; Feb. 22-24) ended vs Detroit (Feb. 26) ... had a two-game scoring streak (0G, 3A); Feb. 12-14) ended at Vancouver (Feb. 16) ... registered two assists vs Minnesota (Feb. 12) for his first points as an Oiler & first multiple point game with Edmonton ... made Oilers debut vs Calgary (Feb. 1) ... **2006-07:** Played in nine games with Anaheim and Columbus ... made his NHL debut with the Ducks and had a goal Jan. 13 vs. Colorado ... split the remainder of the season with Portland and Syracuse of the AHL ... had 16 points (6G, 10A) with 74 penalty minutes and was +3 in 31 games with Portland ... added 19 goals and 16 assists for 35 points with 53 penalty minutes and was +1 in 29 games with the Crunch ... set career highs in goals, assists, points, plus/minus rating and penalty minutes ... had five power play goals and three shorthanded tallies ... **2005-06:** Notched 15-10-25 with 85 penalty minutes and was +7 in 41 games with Portland ... added 10 points (4G, 10A) and 37 penalty minutes ... 2004-05: Collected 9 points (6G, 3A) with 63 penalty minutes in 51 games with Cincinnati of the AHL ... **PLAYOFFS:** Added 1-6-7 and 10 penalty minutes in nine playoff games

JUNIOR HIGHLIGHTS

2003-04: Finished his senior season at Alaska-Anchorage with 21 goals, 13 assists for 34 points and 79 penalty minutes in 37 games ... led the club in goals and points ... registered 2-1-3 with six penalty minutes and was "even" in seven games with Cincinnati of the AHL ... **2002-03:** Had 23 points (11G, 12A) with 79 penalty minutes in 35 games for Alaska-Anchorage



JAROME
IGINLA



WE
ARE





12 JAROME IGINLA ~ RW

BORN: Edmonton, AB
DATE: July 1, 1977
HEIGHT: 6'1"
WEIGHT: 206 lbs.
SHOOTS: Right

DRAFTED: DAL 1st round (11th overall)
 in the 1995 NHL Draft
HOW ACQUIRED: Trade with Dallas on
 December 19, 1995 with Corey Millen
 for Joe Nieuwendyk

CAREER RECORD

		REGULAR SEASON						PLAYOFFS				
Season	Club	Lea.	GP	G	A	PTS	PIM	GP	G	A	PTS	PIM
1991-92	St. Albert	AAHA	36	26	30	56	22	-	-	-	-	-
1992-93	St. Albert	AMHL	36	34	53	*87	20	-	-	-	-	-
1993-94	Kamloops	WHL	48	6	23	29	33	19	3	6	9	10
1994-95	Kamloops	WHL	72	33	38	71	111	21	7	11	18	34
1995-96	Kamloops	WHL	63	63	73	136	120	16	16	13	29	44
	Canada	WJC	6	*5	7	*12	4	-	-	-	-	-
	Calgary	NHL	-	-	-	-	-	2	1	1	2	0
1996-97	Calgary	NHL	82	21	29	50	37	-	-	-	-	-
	Canada	WC	11	2	3	5	2	-	-	-	-	-
1997-98	Calgary	NHL	70	13	19	32	29	-	-	-	-	-
1998-99	Calgary	NHL	82	28	23	51	58	-	-	-	-	-
1999-00	Calgary	NHL	77	29	34	63	26	-	-	-	-	-
2000-01	Calgary	NHL	77	31	40	71	62	-	-	-	-	-
2001-02	Calgary	NHL	82	*52	44	*96	77	-	-	-	-	-
	Canada	Olympics	6	3	1	4	0	-	-	-	-	-
2002-03	Calgary	NHL	75	35	32	67	49	-	-	-	-	-
2003-04	Calgary	NHL	81	*41	32	73	84	26	*13	9	22	45
2004-05	Canada	World Cup	6	2	1	3	2	-	-	-	-	-
2005-06	Calgary	NHL	82	35	32	67	86	7	5	3	8	11
	Canada	Olympics	6	2	1	3	4	-	-	-	-	-
2006-07	Calgary	NHL	70	39	55	94	40	6	2	2	4	12
2007-08	Calgary	NHL	82	50	48	98	83	7	4	5	9	2
2008-09	Calgary	NHL	82	35	54	89	37	6	3	1	4	0
TOTALS		NHL	942	409	442	851	668	54	28	21	49	70
		WHL	183	102	134	236	264	56	26	30	56	88

IGINLA VS NHL

TEAM	Regular Season					Playoffs				
	GP	G	A	PTS	PIM	GP	G	A	PTS	PIM
Anaheim	48	21	20	41	57	7	5	3	8	11
Atlanta	10	8	16	2	2	0	0	0	0	0
Boston	15	6	7	13	4	0	0	0	0	0
Buffalo	15	5	4	9	4	0	0	0	0	0
Carolina	13	8	2	10	17	0	0	0	0	0
Chicago	46	17	17	34	16	8	4	2	6	0
Columbus	32	19	17	36	29	0	0	0	0	0
Colorado	71	26	36	62	66	0	0	0	0	0
Dallas	45	9	12	21	38	0	0	0	0	0
Detroit	48	13	27	40	60	12	3	5	8	19
Edmonton	70	24	37	61	51	0	0	0	0	0
Florida	16	8	6	14	11	0	0	0	0	0
Los Angeles	47	25	25	50	34	0	0	0	0	0
Minnesota	49	27	22	49	12	0	0	0	0	0
Montreal	21	6	11	17	12	0	0	0	0	0
New Jersey	14	5	6	11	2	0	0	0	0	0
NY Islanders	14	8	6	14	9	0	0	0	0	0
NY Rangers	15	9	7	16	6	0	0	0	0	0
Nashville	36	23	21	44	15	0	0	0	0	0
Ottawa	17	6	3	9	6	0	0	0	0	0
Philadelphia	15	7	7	14	17	0	0	0	0	0
Phoenix	47	30	18	48	45	0	0	0	0	0
Pittsburgh	15	7	5	12	8	0	0	0	0	0
San Jose	49	19	18	37	30	13	8	6	14	26
St. Louis	48	20	38	58	32	0	0	0	0	0
Tampa Bay	15	11	6	17	6	7	3	2	5	5
Toronto	28	11	12	23	10	0	0	0	0	0
Vancouver	68	25	36	61	64	7	5	3	8	9
Washington	15	6	8	14	5	0	0	0	0	0
Totals	942	409	442	851	668	54	28	21	49	70

NHL HIGHLIGHTS

FIRSTS:

First GP:..... 10/05/1996 at VAN
First Goal:..... 10/05/1996 at VAN
First Asst:..... 10/14/1996 at NYR

MOSTS: MOST RECENTLY

Goals: 4 (1X) 02/23/2003 at PHO
Assists: 3 (13X) 03/01/2009 vs TB
Points: 5 (2X) 03/01/2009 vs TB (2G-3A)
SOG: 10 (4X) 03/15/2007 at DAL
PIM: 19 (1X) 10/28/2003 at COL
+/-: 4 (3X) 12/13/2007 at TB

LONGEST PERSONAL STREAKS:

Goals: 6 (2X) 11/28/2006 12/12/2006 (7G)
Assists: 6 (1X) 10/22/2001 11/03/2001 (10A)
Pts: .. 16 (1X) 01/29/2000 03/05/2000 (12G-14A)

CUPS: NONE

2008-09 HIGHLIGHTS

Led the Flames with 89 points (35G, 54A) while playing in all 82 games ... one of only two Flames (Conroy, Leopold) to play in every game ... finished 8th in NHL scoring ... finished T-10 in assists in NHL ... won the Mark Messier NHL Leadership Award ... registered his first multi-point game and a "Gordie Howe Hat-trick" with a PPG and an assist on Oct.14 COL 4 @ CGY 5 ... registered his first hat-trick of the season on Oct.23 CGY 5 @ NSH 3 ... registered his second three point night (1G, 2A) on Oct.25 CGY 4 @ PHX 1 ... Named as the NHL's First Star of the Week (5+2=7) Oct.18-25 ... had four points (2G, 2A) including the game winning goal on Nov.6 NSH 6 @ CGY 7 ... earned his 400th career NHL assist on Nov.20 CGY 1 @ COL 0 ... scored two goals and added two assists on Dec.16 CGY 6 @ STL 3 - it is the third consecutive year that he has recorded four points (2G, 2A) on Dec.16 ... recorded his 800th career point with an assist on Dec.19 CHI 3 @ CGY 2 (OT) ... registered a career high five point game (2G, 3A) on Dec.31 EDM 4 @ CGY 6 ... played in his 900th career game on Jan.6 SJ 2 @ CGY 5 ... scored his first career NHL All-Star goal (Team West) on Jan.25 in Montreal ... scored a goal and an assist on Feb.17 VAN 4 @ CGY 3 (SO), the two points moves him past Al MacInnis to 2nd place on the Calgary Flames all time points list at 823 ... registered his 3rd four point (2G, 2A) game of the season on Feb.24 CLB 1 @ CGY 4 ... became the all time franchise leader in points picking up an assist on Craig Conroy's goal at 8:07 of the 2nd period, tied a career high in points for a game at five (2G, 3A), and scored his 400th career goal on March 1 TB 8 @ CGY 6 ... recorded his 30th goal of the season on March 8 CGY 2 @ ATL 5, this is the 8th consecutive season in a row he has hit the 30 goal mark ... had a team high eight game scoring streak Feb.21-Mar.10 (9G, 8A) ... scored his 35th goal of the season on Apr.3 CGY 1 @ VAN 4, this marks the 7th consecutive year he has reached the 35 goal plateau. **PLAYOFFS:** Collected three goals and one assist in six playoff games ... scored a power play goal and added an assist on Apr.18 CGY 2 @ CHI 3 ... passed Jim Peplinski and Larry McDonald for 8th on the Flames all time points list, and passed Doug Risebrough for 15th on the Flames all time games played list with 50 ... Iginla's 28 career playoff goals places him 4th on the Flames all time playoff goals list, one behind Theo Fleury ... scored a pair of goals on Apr.22 CHI 4 @ CGY 6

CAREER HIGHLIGHTS

2007-08: Led all Flames in goals (50), assists (48), points (98) which was also a new career high, games played (82) +/- (+27), game winning goals (9) power play goals (9), and shots (338) ... registered a team high 25 multi-point games ... finished 3rd in NHL in scoring (98), goals (50), game winning goals (9), 4th in shots (338), T-8th in power play goals (15) T-9th in +/- (+27) ... had the Flames longest goals streak (Dec. 11-18 five games) and the longest points streak (Oct. 30 - Nov. 17, five goals and five assists in eight games) ... was named the NHL's second Star of the Week (Oct. 15-21) registering 3G, 5A in three games ... was the Flames Molson Cup winner for the month of October (donating \$1000 to Juvenile Diabetes) ... surpassed Theoren Fleury for 2nd spot amongst all time Flames in games played with 792 games on Nov. 3 CGY 1 @ MIN 4 ... played in his 800th career NHL game on Nov. 22 CHI 2 @ CGY 1 ... set the all time franchise record for games played at 804 (surpassing Al MacInnis) on Nov. 29 ANA 4 @ CGY 1 ... recorded his 700th career point on Dec. 1 CLB 4 @ CGY 3 (OT) ... was named as the NHL's first Star of the Week (Dec. 10-16) registering seven goals (2 GWG) and three assists in four games (all road wins) ... scored his 25th goal of the campaign (50th point) on Dec. 27 CGY 3 @ VAN 5 ... won the Molson Cup for the month of December (donating \$1000 to Doctors Without Borders) ... voted to the NHL's Western Conference Starting Line-up for the All-Star Game for the first time on Jan. 8 ... Named as the team captain for the Western Conference All-Star Team on Jan. 16 ... registered one assist at the 2008 NHL All-Star Game on Jan. 27 ... scored the game winner and added an insurance goal to tie Theo Fleury at 364 for the all-time goal leader with the Calgary Flames on Mar. 1 CGY 3 @ PHX 1 ... scored his 365th goal as a Flame making him the all-time franchise goal scoring leader, also added two assists on Mar. 10 STL 3 @ CGY 7 ... registered his second hat-trick of the season on Mar. 22 MIN 4 @ CGY 5 ... was awarded the J.R. McCaig Award ... scored his 50th goal of the season on Apr. 5 CGY 7 @ VAN 1 (the last game of the season), marking the second time in his career he has reached the 50 goal plateau ... won the Molson Cup three star Award ... was runner up for the Hart Trophy ... **PLAYOFFS:** Led the Flames in goals (4), assists (5), points (7), power play goals (3), and average ice time amongst forwards (22:42) ... registered four multi-point games out of seven during the post season ... **2006-07:** 1st on team in points (94), goals (34), time on ice amongst forwards (22:03), shots (264), game winning goals (7), and T-2nd in PPG (13) and 2nd in assists (55) ... finished 11th in NHL goal scoring (39), 12th in points (94), and 17th in assists (55) ... Flames were 20-7-0-2 when scoring ... notched 27 MP games ... registered his 300th career assist on Dec.5 vs. CAR (W 3-0) ... scored his 300th career goal, and 600th career point on Dec.7 @ MIN (L 3-2) ... missed 12 games due to a knee injury, and tied a career low with 70 games played ... had his largest offensive output of the season with two goals and two assists, led the Flames with a +3 and shots (4) on Dec.12 vs. MIN (W 5-2), and was named the games 1st star for the third consecutive game ... had his second four point night in the past three games with two goals and two assists, including the game winning goal on Dec.16 @ PHX (W 6-3), and was named the games 1st star for the fourth time in five games ... was named the NHL's First Star for the month of December registering GP:15 G:10 A:16 PTS:26 PIM:4 +/-: +9 ... scored his 23rd goal of the season and left the game with a knee injury on Jan.4 vs. FLA (W/OT 5-4) ... had a three point night (1+2) in his first game back after missing 11 games with a knee injury on 2/07 vs. CLB (W 6-2), and was named the game 3rd star ... tied a season high in goals (2) and points (4), including scoring his 100th career power play goal, scoring the game winning goal, and passing Joe Nieuwendyk for 2nd spot on the all time Flames goal scorers list on Feb.24 vs. SJ (W 7-4), and was named the games 1st star ... scored the winning goal in the shoot out to give the Flames its first shoot out victory of the season on Feb.28 vs. MIN (W 2-1 SO) ... was the winner of the Molson Cup Standings for the month of February, and named Doctor's Without Borders as the recipient of the \$1000 donated on his behalf ... tied a Flames team record high with 10 shots on Mar.15 @ DAL (L 4-2), and was named as the games 2nd star ... scored a hat-trick (the only Flames hat-trick of the season) on Mar.29 @ MIN (W 4-2), and was named as the games 1st star ... finished the season 3rd on the all time Flames points list (664), 2nd on the Flames all-time goals list (324), 4th on the Flames all-time assists list (340), and 3rd on the Flames all time games played list (778) ... **PLAYOFFS:** played in all six games vs. DET leading the Flames with four points (2+2) ... registered his first multi-point game of the 2007 playoffs with two assists on Apr.19 vs. DET (W 3-2) ... **2005-06:** One of only four Flames to appear in all 82 games leading the team with 67 points ... 1st on team in points, goals, PP goals, shots, 2nd in assists, 2nd in PP points and T-3rd in GW goals ... scored 31 points on the PP and three points while SH ... Flames were 18-7-4 when scoring ... notched 15 MP games - Flames were 13-1-1 during these games ... Flames were 6-0-0 when posting a multiple goal games and 4-0-0 with more than one assist in a game ... scored his 35th goal and added an assist on Apr. 17 at ANA ... surpassed Gary Suter for 4th place on the Flames all-time points with a goal and assist on Apr. 8 at VAN ... posted his 500th NHL career PIM on Apr. 3 vs. DET ... played in his 700th career game on Apr. 1 at EDM ... posted two assists including one on the GWG on Mar. 31 vs. COL - 2nd assist tied him for 5th on the Flames all-time points list with Kent Nilsson (582) ... scored two goals (his 29th and 30th of the season - 5th time he has reached the 30th goal mark) on Mar. 13 vs. COL ... scored two goals and added an assist passing Guy Chouinard for 6th on the Flames all-time points leaders (530) on Dec. 7 at NJ ... scored the GW/PP/penalty shot goal while adding two assists and a fight (to complete the "Gordie Howe Hat Trick") on Nov. 10 at PHX - was also his first successful penalty shot goal ... scored his 258th goal as a Flame to move ahead of Gary Roberts for third on the club's all-time goal white while adding a PP assist on the GW goal ... posted an assist on Oct. 10 at COL surpassing Gary Roberts for 7th on the Flames all-time points list (506) ... averaged 21:41 of ice-time ... **PLAYOFFS:** Played in all seven games vs. ANA leading the Flames with eight points (5G, 3A) ... 1st on the team in points, goals, T-4th in assists, T-3rd in +/- (+/-), 4th in PIMs and 1st in shots (24) ... was T-7th in NHL in points and T-4th in goals after first round ... scored a SH goal and added a PP assist in GM2 vs. ANA on Apr. 23 ... scored both Flames goals in GM4 at ANA on Apr. 27 ... scored a PP goal and the GW goal in GM5 vs. ANA on Apr. 29 ... 2004-05: Represented Canada at the World Cup of Hockey ... **2003-04:** Led the Flames in goals (41), points (73), +/- (+21), GW goals (10), PP goals (8), SH goals (4), GT goals (1), Shots (265) and 2nd in assists (32) ... nominated for the Hart Trophy ... T-1st in the NHL in goals (41), T-16th in points (73), T-4th in SH goals (4), T-6th in SH points (5), T-1st in GW goals (10) and 9th in shots (265) ... named runner-up for Offensive Player-of-the-Week (OPW) for the week of Mar. 1-7 with six points in four games ... named runner-up for the OPW (Feb. 9-15) with six points in four games ... played in the Western Conference Team for the 2004 NHL All-Star Game ... posted 31 points at home and 42 on the road ... notched 21 PP points and five while SH ... Flames were 23-5-3-1 when scoring and 15-1-2-1 when posting a MP game (posted 19 during season) ... scored his 41st goal to tie for the Rocket Richard Trophy on Apr. 4 at ANA ... recorded two assists including his 500th NHL career point on Mar. 27 vs. LA ... scored two goals, including the GW, and added an assist to finish the night +4 on Mar. 2 at STL ... scored the GW goal and added an assist in his 600th career game on Feb. 11 at VAN ... posted his 4th career hat-trick and 1st at the Saddledome on Feb. 3 vs. LA ... scored two goals and added an assist on Jan. 30 vs. CHI (2nd goal was 230th of career passing Kent Nilsson for 4th on Flames all-time goals list) ... recorded two assists to pass Paul Reinhart for 9th place on the Flames all-time points list on Nov. 27 vs. COL ... scored a goal on Nov. 9 at CLB to tie Al MacInnis for sixth place on the Flames all-time goal list (213) ... posted a "Gordie Howe Hat Trick" with a goal, an assist and a fight while also adding another assist on Oct. 25 at EDM ... named team Captain on Oct. 8 ... averaged 21:18 of ice-time ... missed one game due to injury ... voted the Best Hockey Player at the ESPY Awards ... **PLAYOFFS:** posted 22 points in 26 games ... led the Flames in goals (13), points (22), +/- (+13), PP goals (4), SH goals (2), T-1st in GW goals (3), 3rd in assists (9) and 3rd in PIMs (45) ... 1st in NHL in goals (13), T-1st in SH goals (2), 2nd in +/- (+13) ... led the Flames with eight points (5G, 3A) in seven games vs. VAN ... scored two goals and assisted the OT/PP winner in Game 7 on Apr. 19 at VAN ... posted four MP games and a six game scoring streak from Apr. 27-Mar. 11 (2G, 4A) ... scored the GW goal and posted a PP assist on Apr. 15 at VAN ... scored one goal and added three assists in six games vs. DET ... assisted the OT winner in Game 6 vs. DET ... assisted the GW goal in Game 5 on May 1 at DET ... played in all six games in the Western Conference Championship vs. SJ leading the Flames with four goals, a +6 rating while also posting an assist ... scored the GW/SH goal and went +2 in Game 5 at SJ on May 17 ... assisted the OT winner in GAME 1 at SJ on May 9 ... led the Flames with five points in the Stanley Cup Finals vs. TV

CAREER HIGHLIGHTS CONTINUED


... scored a goal, assisted the OT winner, went +2 and lead all skaters with 30:54 of ice-time in Game 5 at TB on June 3 ... scored a PP goal, added a PP assist on the GW goal and recorded a fight to complete the Gordie Howe Hat Trick (goal, assist & fight) in Game 3 vs. TB on May 29 ... scored the GW/SH goal in his first Stanley Cup Final appearance in game one at TB on May 25 ... **2002-03:** Led the Flames in points (67), 2nd in assists (32) and 1st in goals (35) ... recorded 32 points (14G, 18A) at home and 35 points (21G, 14A) on the road ... Flames were 13-11-4-0 when scoring a goal ... posted 16 MP games, four MG games and five MA games; Flames were 10-4-2-0 during MP games ... posted a "Gordie Howe Hat Trick" with a goal, an assist and a fight on Mar. 18 at LA ... scored a career high four goals including his 200th career NHL goal (PP, SH, EV & EN) and was a +3 on Feb. 23 at PHX ... scored his 2nd career hat-trick and added an assist on Feb. 7 at EDM ... scored his 400th NHL career point (goal) on Feb. 6 vs. CHI ... averaged 21:25 minutes of ice-time ... missed seven games due to injury ... posted an assist for the Western Conference team and came in second in the hardest shot competition at the 2003 All-Star Weekend ... named the 2002 Calgary Booster Club Male Athlete of the Year ... **2001-02:** Won the Art Ross Trophy as the NHL's leading point scorer and the Maurice Rocket Richard Trophy as the NHL's leading goal scorer – also captured the Lester B. Pearson Award as the NHLPA's MVP as voted on by the other NHL players ... led the NHL in points (96) and goals (52), 2nd in PP goals (16), T-6th in PP points (30), T-7th in GT goals (2), T-9th in GW goals (7), 4th in shots (311) and T-7th in +/- (+27) ... 1st on the team in points (96), goals (52), +/- (+27) and 2nd in assists (44) ... named NHL Player of the Month for November after scoring 18 points (12 G, 6 A) in 12 games ... named NHL Player of the Week for the week of Oct. 22-28 posting 11 points (4G, 7A) and a +5 rating in four games ... won the Molson Cup (3-Star Selections) and Scurfield Humanitarian Award for the second consecutive season ... recorded 31 MP games, 11 MG games and 11 MA games – team was 20-3-5-2 when posting a MP game ... Flames were 23-10-5-2 when scoring a goal ... scored his 50th and 51st goals of the season on Apr. 7 at CHI (8th time a Calgary Flame has scored 50+ goal – and only NHL player to score 50 goals in 2001-02 season) ... scored his 1st NHL career hat trick (natural), added an assist and went +4 on Mar. 4 at NYR ... posted 31 points (18G, 13A) in 15 games (tied-longest streak in NHL during season) from Oct. 18-Nov. 22 ... scored two goals on Nov. 20 vs. Los Angeles (2nd goal was his 300th NHL career point) ... recorded a "Gordie Howe Hat Trick" with a goal, an assist and a fight (also added another assist) on Oct. 10 at DET – for the 2nd time in his career (1st also vs. DET) ... **2000-01:** 1st on the team in points (71), 1st in goals (31), 2nd in assists (40), 2nd in shots (209), 1st in GT goals (3) and T-2nd in PP goals (10) ... led the team in PP points (28) ... the Flames were 12-10-4-1 when scoring a goal ... posted 19 MP games; Flames were 10-5-4-0 when posting a MP game ... scored his 30th goal of the season for the 1st time in his career on Mar. 25 at CHI ... scored a career high four points (1G, 3A) on Jan. 21 vs. DET (also recorded a fighting major to complete the "Gordie Howe" Hat-Trick with a goal, an assist and a fight) ... scored his 100th NHL career goal on Dec. 9 vs. CAR ... named and assistant captain on Dec. 7 ... missed five games due to injury ... donated \$1,000 for each goal scored during the season to KidSport Calgary (\$31,000) ... **1999-00:** Named FedEx/NHL Player of the Month for Feb. recording 21 points (10G, 11A) in 12 games ... finished 2nd on the team in goals (29), 2nd in points (63), second in GW goals (4), third in PP points (23) and 3rd in assists (34) ... posted 15 MP games ... recorded a career high four points (1G, 3A) on Feb. 26 vs. ATL ... posted a 16 game point scoring streak (longest streak in the NHL that season) posting 26 points (12G, 14A) from Jan. 29-Mar. 5 ... scored 37 points (17G, 20A) at home and 26 points (12G, 14A) on the road ... **1998-99:** Was the only Flame to play in all 82 games ... finished 1st in goals (28), 2nd in shots (211) and T-2nd in PP goals (7), GW goals (4) and GT goals (1) ... 4th on the team in points (51) ... recorded 14 MP games, including three points (1G, 2A) on Mar. 9 at STL ... scored four-two goal games ... posted three consecutive MP games from Mar. 5-9 posting seven points (2G, 5A) in that span ... **1997-98:** Recorded eight MP games ... played in his 100th NHL career game on Nov. 9th at DET ... scored the Flames 1st goal of the season for the second consecutive year ... **1996-97:** Played in his first NHL season, appearing in all 82 regular season games for the Flames (one of only three Flames) ... led all NHL rookies in points with 50 (21G, 29A), 3rd in goals (21), 3rd in assists (29) and 1st in PP goals (8) ... runner-up for the Calder Trophy for the NHL's most outstanding rookie ... collected nine MP games, including three assists on Feb. 7 vs. WSH ... went +6 in three games from Jan. 4-9 ... changed his jersey number from 24 to 12 on Jan. 2, 1997 ... **1995-96 - PLAYOFFS:** Appeared in his first NHL career playoff game Apr. 21, 1996 vs. CHI...recorded two points (1G, 1A) in two playoff appearances

INTERNATIONAL HIGHLIGHTS

2006: Scored two goals and added an assist in six games with Canada at the 2006 Winter Olympics ... **2004:** Captured the World Cup of Hockey Championship with Team Canada posting two goals and one assist in six games ... **2002:** Won a Gold Medal with Team Canada at the 2002 Winter Olympics scoring three goals and adding an assist in six games – scored three points (2G, 1A) in the Gold Medal win over the US ... **1997:** Represented Canada's gold-medal team at the 1997 World Championships ... **1996:** Led Canada to the gold medal at the 1996 World Jr. Hockey Championships in Boston, MA with 12 points (5G, 7A) in six games ... at World Junior Championships, earned First All-Star Team honours, named the Tournament's Most Outstanding Forward, and was the scoring champion

JUNIOR HIGHLIGHTS

Played three seasons in the Western Hockey League scoring 246 points (102G, 134A) in 183 games ... won two Memorial Cup championships with Kamloops Blazers in '93-'94 and '94-'95 ... **1995-96:** Recorded 136 points (63G, 73A) in 63 games with Kamloops, ranked fourth in the WHL ... posted seven points vs. the Seattle Thunderbirds Feb. 9 (1G, 6A)...named WHL Player-of-the-Year and named to WHL's First All-Star Team ... **1994-95:** Posted 18 points in the playoffs during Kamloops second straight Memorial Cup Championship ... won the George Parsons Trophy for sportsmanship ... **1993-94:** Played in his rookie season in the WHL posting 39 points in 48 games ... recorded nine points in the playoffs en-route to his first Memorial Cup Championship





OLLI
JOKINEN



WE
ARE





21 OLLI JOKINEN ~ C

BORN: Kuopio, Finland
DATE: December 5, 1978
HEIGHT: 6'3"
WEIGHT: 207 lbs.
SHOOTS: Left

HOW ACQUIRED: LA 1st round (3rd overall) in the 1997 NHL Draft.

HOW ACQUIRED: Trade with Phoenix along with a 3rd round draft pick on March 4, 2009 in exchange for Matthew Lombardi, Brandon Prust and a conditional 1st round draft pick.

CAREER RECORD

REGULAR SEASON								PLAYOFFS				
Season	Club	Lea.	GP	G	A	PTS	PIM	GP	G	A	PTS	PIM
1995-96	KalPa	FNL	15	1	1	2	2	-	-	-	-	-
1996-97	HIFK Helsinki	FNL	50	14	27	41	88	-	-	-	-	-
1997-98	HIFK Helsinki	FNL	30	11	28	39	32	9	7	2	9	2
	Los Angeles	NHL	8	0	0	0	6	-	-	-	-	-
1998-99	Springfield	AHL	9	3	6	9	6	-	-	-	-	-
	Los Angeles	NHL	66	9	12	21	44	-	-	-	-	-
1999-00	NY Islanders	NHL	82	11	10	21	80	-	-	-	-	-
2000-01	Florida	NHL	78	6	10	16	106	-	-	-	-	-
2001-02	Florida	NHL	80	9	20	29	98	-	-	-	-	-
2002-03	Florida	NHL	81	36	29	65	79	-	-	-	-	-
2003-04	Florida	NHL	82	26	32	58	81	-	-	-	-	-
2004-05	Kloten	Swiss-A	8	6	1	7	14	-	-	-	-	-
	HIFK Helsinki	FNL	14	9	8	17	10	5	2	0	2	24
	Sodertalje SK	SEL	23	13	9	22	52	-	-	-	-	-
2005-06	Florida	NHL	82	38	51	89	88	-	-	-	-	-
2006-07	Florida	NHL	82	39	52	91	78	-	-	-	-	-
2007-08	Florida	NHL	82	34	37	71	67	-	-	-	-	-
2008-09	Phoenix	NHL	57	21	21	42	49	-	-	-	-	-
	Calgary	NHL	19	8	7	15	18	6	2	3	5	4
TOTALS		NHL	799	237	281	518	794	6	2	3	5	4
		FLAMES	19	8	7	15	18	6	2	3	5	4
		AHL	9	3	6	9	6	-	-	-	-	-

JOKINEN VS NHL

TEAM	Regular Season					Playoffs				
	GP	G	A	PTS	PIM	GP	G	A	PTS	PIM
Anaheim	18	3	8	11	10	0	0	0	0	0
Atlanta	50	16	27	43	45	0	0	0	0	0
Boston	35	14	12	26	43	0	0	0	0	0
Buffalo	32	8	9	17	35	0	0	0	0	0
Carolina	53	20	32	52	57	0	0	0	0	0
Calgary	17	5	7	12	14	0	0	0	0	0
Chicago	17	3	7	10	25	6	2	3	5	4
Columbus	12	1	4	5	18	0	0	0	0	0
Colorado	15	5	5	10	13	0	0	0	0	0
Dallas	23	6	5	11	27	0	0	0	0	0
Detroit	19	6	1	7	4	0	0	0	0	0
Edmonton	17	2	4	6	19	0	0	0	0	0
Florida	6	2	2	4	0	0	0	0	0	0
Los Angeles	12	4	2	6	12	0	0	0	0	0
Minnesota	14	5	2	7	17	0	0	0	0	0
Montreal	34	11	11	22	22	0	0	0	0	0
New Jersey	35	9	6	15	34	0	0	0	0	0
NY Islanders	31	7	13	20	32	0	0	0	0	0
NY Rangers	34	7	6	13	37	0	0	0	0	0
Nashville	15	3	10	13	10	0	0	0	0	0
Ottawa	36	10	16	26	28	0	0	0	0	0
Philadelphia	37	10	8	18	61	0	0	0	0	0
Phoenix	15	4	3	7	8	0	0	0	0	0
Pittsburgh	38	16	15	31	46	0	0	0	0	0
San Jose	19	6	3	9	16	0	0	0	0	0
St. Louis	17	3	5	8	2	0	0	0	0	0
Tampa Bay	50	25	26	51	76	0	0	0	0	0
Toronto	34	12	11	23	23	0	0	0	0	0
Vancouver	14	0	5	5	13	0	0	0	0	0
Washington	50	14	16	30	43	0	0	0	0	0
Totals	799	237	281	518	794	6	2	3	5	4

NHL HIGHLIGHTS

FIRSTS:

First GP:01/10/97 at PIT
First Assist:05/11/98 vs STL
First Goal:10/11/98 at CGY

MOSTS: MOST RECENTLY

Goals:3 (6X) 03/14/2009 at TOR
Assists:4 (1X) 03/17/2007 vs NYI
Points:6 (1X) 03/17/2007 vs NYI (2G-4A)
SOG:13 (1X) 01/27/2006 vs NJ
PIM:21 (1X) 11/11/2003 vs TB
+/-:6 (1X) 03/17/2007 vs NYI

LONGEST PERSONAL STREAKS:

Goals:5 (2X) 02/02/2008 02/10/2008 (5G)
Assists:8 (1X) 12/17/2005 01/01/2006 (8A)
Pts: 10 (1X) ... 12/13/2005 01/01/2006 (6G-10A)

CUPS: NONE

2008-09 HIGHLIGHTS

COYOTES: Recorded a goal and an assist in his Coyotes debut on Oct.11 CBJ 1 @ PHX 3 ... recorded a goal and an assist on Nov.8 FLA 1 @ PHX 4 ... scored two goals and added an assist on Nov.9 SJ 2 @ PHX 4 ... returned from the IR and scored two goals on Dec. 10 PHX 5 @ DAL 3 ... notched his 6th career hat trick on Feb.21 PHX 6 @ LA 3

FLAMES: traded to the Flames on Mar.4 ... scored two goals, including the game-winner, in his Flames debut on Mar.5 CGY 5 @ PHI 1 ... had his second two goal game since joining the Flames, and scored the winning goal in the shootout on Mar.12 CGY 6 @ DET 5 (SO) ... recorded a five point night (3+2) on Mar.14 CGY 6 @ TOR 8 ... named as the NHL's Second Star of the Week (6+2=8) Mar.9-15 ... had the most productive start for a Flame registering 8 goals and 2 assists for 10 points in 6 games ... had his first multi-assist game with a pair on Mar.20 STL 3 @ CGY 2 ... **PLAYOFFS:** played in his first career NHL playoff game on Apr.16 CGY 2 @ CHI 3 OT ... registered his first playoff point (assists) on Apr.18 CGY 2 @ CHI 3 ... scored his first two playoff goals, added an assist for a three point night and was a team high +4 on Apr.22 CHI 4 @ CGY 6 ... led all Flames in playoff scoring registering five points (2-3) in six games.

CAREER HIGHLIGHTS

2007-08: Appeared in all 82 games for Florida, recording 34-37-71 and 67 PIM ... Led the Panthers in goals (34), assists (37), and points (71) ... Ranked 3rd in the NHL in power play goals (18) and shots (341) ... Was the team's leading scorer for the fifth straight season ... Served as Florida's team captain for fourth consecutive season ... Became the franchise's all-time leader in goals (188), assists (231), points (419) and consecutive games played (376) ... Recorded 16 multi-point games ... Notched three GWGs in a four-game span from Mar. 16 - Mar. 22 ... Played in his 700th career NHL game vs. NYR, Mar. 14 ... Collected two assists on Mar. 8 vs. ATL to become Florida's all-time leader in assists ... Scored his 30th goal of the season, a GWG in overtime on Feb. 23 at PHI ... Had a six-game point streak (5-4) from Feb. 1 - Feb. 9 ... Collected a goal and an assist, the 200th goal and 400th point of his Panthers career, at TOR, Feb. 5 ... Registered a seven-game point streak (4-4-8) from Dec. 15 - Dec. 27 ... Compiled a five-game point streak (5-5-10) from Oct. 27 - Nov. 3 ... Scored two goals to become Florida's all-time points (355) and goals (158) leader on Oct. 24 vs. PHI ... **2006-07:** Completed his ninth NHL season, sixth with Florida and served as team captain for the third consecutive year ... Recorded 39-52-91 and 78 PIM ... Was one of six Panthers to play in all 82 games ... Led the team in GWG (8), and posted career-highs to lead the team in goals (39), assists (52) and points (91) ... Was one of only three NHL players to record three hat-tricks during the season ... Scored a career-high six points (2-4-6) including the GWG and had a career-best rating of plus-6 vs. NYI, Mar. 17 ... Netted a goal for the fourth consecutive game vs. TB, Mar. 3 ... Recorded his third hat trick of the season at WSH, Feb. 27 ... Scored a goal and an assist (the 200th of his career) vs. BOS, Feb. 24 ... Extended scoring streak to seven games with a goal and an assist vs. CAR, Jan. 16 ... Posted three goals, including the GWG, for his third career hat trick and second of the season vs. PIT, Jan. 10 ... Posted his second career hat-trick, including the GWG, vs. MTL, Nov. 16 ... Scored the GWG to break the Panthers record for most GWG in a Panther career (P. Bure - 23) vs. PHI, Oct. 20 ... Recorded four points (2-2-4) vs. CAR, Oct. 11 ... Scored a goal and an assist Oct. 6 vs. BOS to surpass 300 career points in his career ... **2005-06:** Completed his eighth NHL season, fifth with Florida, serving as the team captain for the second consecutive year ... Led the team and posted career highs in goals scored (38), assists (51), points (89), PPG (14) and GWG (9) ... Led the NHL with four OT goals, and was third in the NHL with nine GWG ... His 89 points ranked as the third-best single season point total in Panthers history, becoming only the fourth Cats player (Pavel Bure, Ray Whitney and Scott Mellanby) in history to record at least 30 goals in a season ... His four OT goals tied an NHL record for overtime goals in a season since the five-minute overtime period was adopted ... Tied a career high with three assists vs. ATL, Feb. 3 ... Recorded his first career hat trick vs. PIT, Nov. 25 ... Skated in his 500th NHL game Nov. 19 vs. NYI ... One of just three Panthers (Bouwmeester, Gelinas) to play in all 82 games ... **2004-05:** Appeared in 14 contests with HIFK-Helsinki (Finland), recording 9-8-17 with 10 PIM ... Skated in eight games with Kloten (Swiss), collecting 6-1-7 with 14 PIM ... Appeared in 23 games with Sodertälje (Sweden), and posted 13-9-22 with 52 PIM ... **2003-04:** Completed his seventh NHL season, fourth with Florida, posting 26 goals, a career high 32 assists and 58 points with 81 PIM in 82 games ... Served as the team captain - his first NHL captaincy ... Led all Finnish-born NHL players in scoring ... Led club in goals (26), assists (32), points (58), PPG (8), SHG (2) and GWG (8) ... Ranked 2nd among all NHL forwards in TOI/game (22:34) ... One of two Panthers (Lyle Odelein) to appear in all 82 games ... Had four two-goal games (Nov. 26 vs. NYR, Jan. 17 vs. TB, Feb. 4 at PHX and Mar. 11 at MTL) ... Finished the season on a four-game point streak (3-5-8), tying his season-long (3-5-5 from Nov. 21-26) ... Tied his career high with three assists vs. CAR, Apr. 4 ... Recorded his 200th career NHL point with an assist vs. BUF, March 20 ... Scored the GWG in overtime vs. NYR, Mar. 13, making it back-to-back games with the OT GWG ... Scored two goals, including the GWG in OT at MTL, Mar. 11 ... Posted his 100th career NHL assist at WSH, Feb. 21 ... Played in his 300th game as a Panther on Feb. 20 at PIT ... Skated in his 400th career NHL game Oct. 18 at NYI ... **2002-03:** Completed his sixth NHL season, third with Florida, posting 36-29-65 with 79 PIM in 81 games ... Set career highs in PPG (13), SHG (3) and shots (240) ... Led Florida in goals, points, PPG, SHG, GWG and shots ... His 36 goals tied for 12th in the NHL ... Registered a career-high nine-game point streak (7-8-15) from Feb. 6 - Feb. 24 and a career-high five-game assist streak (6a) from Feb. 14 - Feb. 22 ... Tied career-high four-game goal streak (5) from Feb. 6-Feb. 14 ... Tied career high with four points (2-2-4) vs. TB, Feb. 8 ... Scored a goal and added three assists for the Eastern Conference in 2003 NHL All-Star Game in South Florida, Feb. 2 ... Tallied two SHG in a game, tying Florida franchise record vs. ATL, Nov. 19 ... Recorded career-high four points (2-2-4) including the GTG and his first GWG as a Panther at ATL, Oct. 12 ... **2001-02:** Registered 9-20-29 with 98 PIM in 80 games with Florida ... Set new career highs in assists (20) and points (29) and tied career high in PPG (3) ... Scored points in five straight games (2-5-7), Apr. 3 - Apr. 10 ... Played his 300th career NHL game Mar. 17 at OTT ... **2000-01:** Recorded 6-10-16 with career high 106 PIM in 78 games with Florida ... Finished among the team leaders in PIM (3rd, 106), shots (T-5th, 121) and hits (8th, 98) ... Played in 200th career NHL game Jan. 20 at PHI ... Scored his first and second goals as a Panther at NJ, Oct. 30 ... Notched first point as a Panther (assist) Oct. 20 at COL ... **1999-00:** Played all 82 games for the Islanders, collecting 11-10-21 ... Led Islanders in SHG (2) ... Finished 7th on the team in goals, 5th in PIM (80) and T-2nd in GWG (3) ... Finished 3rd in team faceoff wins (379) ... Scored on his first career penalty shot against Dominik Hasek vs. BUF, March 4 ... Posted four-game goal streak (4-2-6) Feb. 28-March 5 ... Played in his 100th NHL game at OTT, Dec. 11 ... Acquired by the Islanders with Josh Green, Mathieu Binon and the Kings' 1999 first round pick (Taylor Pyatt) in exchange for Zigmund Palffy, Bryan Smolinski and Marcel Cousineau on June 20, 1999 ... **1998-99:** Named NHL Rookie of the Month for November, posting eight points (4-4-8) in 11 games ... Notched a career-high three assists at NSH, Apr. 12 ... Recorded first NHL point Nov. 5 with an assist vs. STL ... Scored first NHL goal and recorded first multi-point game (1-1-2) Nov. 10 at CGY ... Started the season in Springfield (AHL) and was named the AHL Player of the Week ending Oct. 25 after recording six points in two games ... **1997-98:** Made his NHL debut at PIT, Oct. 1 ... Assigned to HIFK in the Finnish Elite League Nov. 6 for the remainder of the season ... **1996-97:** Was the youngest player on his team, HIFK, during his rookie season in the Finnish Elite League.

INTERNATIONAL HIGHLIGHTS

2008: Recorded 1-4-5 in eight games and won a bronze medal with Finland at the IIHF World Championships ... **2004-05:** Skated in seven contests with Team Finland in the IIHF World Championships, registering 1-4-5 ... Tied for most assists (4) and points (5) for Finland and posted a PPG ... Helped Finland reach the finals in the 2004 World Cup of Hockey, posting 2-1-3 in six games ... **2003:** Posted 1-2-3 in seven games for host Finland at the 2003 World Championships ... **2002:** Collected 2-1-3 and was +4 in four games with Finland at 2002 Winter Olympics in Salt Lake City ... Recorded 1-1-2 in nine games with Finland at the 2002 World Championships in Sweden ... **2000:** Posted 1-3-4 with six PIM in nine games for bronze medal-winning Finland at 2000 World Championships in St. Petersburg, Russia ... **1998:** Played in 1998 World Junior Championships in Helsinki, Finland and tied for tournament scoring tie (Jeff Katsberg - U.S.) collecting 4-6-10 in seven games for gold medal-winning Finland ... **1997:** Represented Finland in the 1997 World Championships, tying for second on the team in scoring with 4-2-6 in eight games ... Played for gold medal-winning Finland at the 1997 World Junior Championships, tied as the top scorer (4-6-10 in seven games) and was named the First-Team All-Star Center ... **1996:** Also played for Finland in the 1996 World Championships, scoring five goals.




MIIKKA KIPRUSOFF



WE
ARE





34 MIIKKA KIPRUSOFF ~ G

BORN: Turku, Finland
DATE: October 26, 1976
HEIGHT: 6'1"
WEIGHT: 191 lbs.
CATCHES: Left

DRAFTED: SJ - 5th round (116th overall) in the 1995 Entry Draft
HOW ACQUIRED: From San Jose for a 2nd round choice in the 2005 Entry Draft on November 16, 2003

CAREER RECORD

REGULAR SEASON											PLAYOFFS							
Season	Club	Lea.	GP	W	L	T	MINS	GA	SO	GAA	GP	W	L	MINS	GA	SO	GAA	
1994-95	TPS Turku Jr.	Finn-Jr.	31	-	-	-	1896	92	-	2.91	-	-	-	-	-	-	-	
	TPS Turku	Finland	4	-	-	-	240	12	0	3.00	2	-	-	120	7	-	3.50	
	Finland	WJC	2	-	-	-	116	5	0	2.58	-	-	-	-	-	-	-	
1995-96	TPS Turku Jr.	Finn-Jr.	3	-	-	-	180	9	-	3.00	-	-	-	-	-	-	-	
	Kiekko-67 Turko	Finland-2	5	-	-	-	300	7	-	1.40	-	-	-	-	-	-	-	
	TPS Turku	Finland	12	-	-	-	550	38	0	4.14	3	-	-	114	4	-	2.11	
	Finland	WJC	3	-	-	-	159	9	0	3.39	-	-	-	-	-	-	-	
1996-97	AIK Solna	Sweden	42	-	-	-	2466	104	3	2.53	7	-	-	420	23	0	3.28	
1997-98	AIK Solna	Sweden	42	-	-	-	2457	110	-	2.69	-	-	-	-	-	-	-	
1998-99	TPS Turku	Finland	39	26	6	6	2259	70	4	1.86	10	9*	1	580	15	3*	1.55*	
1999-00	Kentucky	AHL	47	23	19	4	2759	114	3	2.48	5	1	3	239	13	0	3.27	
	Finland	WC	4	-	-	-	156	3	0	1.16	-	-	-	-	-	-	-	
2000-01	San Jose	NHL	5	2	1	0	154	5	0	1.95	3	1	1	149	5	0	2.01	
	Kentucky	AHL	36	19	9	6	2038	76	2	2.24	-	-	-	-	-	-	-	
	Finland	WC	3	2	1	0	140	5	1	2.14	-	-	-	-	-	-	-	
2001-02	San Jose	NHL	20	7	6	3	1037	43	2	2.49	1	0	0	8	0	0	0.00	
	Cleveland	AHL	4	4	0	0	242	7	0	1.73	-	-	-	-	-	-	-	
2002-03	San Jose	NHL	22	5	14	0	1199	65	1	3.25	-	-	-	-	-	-	-	
2003-04	San Jose	NHL	-	-	-	-	-	-	-	-	-	-	-	-	-	-	-	
	Calgary	NHL	38	24	10	4	2301	65	4	*1.69	26*	15	11	*1655	51	5*	1.85	
2004-05	Finland	WCOH	6	4	1	1	364	9	*2	1.48	-	-	-	-	-	-	-	
	Timra IK	Sweden	46	-	-	-	2719	97	5	2.14	6	-	-	356	13	0	2.19	
2005-06	Calgary	NHL	74	42	20	11	4380	151	10	2.07	7	3	4	428	16	0	2.24	
2006-07	Calgary	NHL	74	40	24	9	4419	181	7	2.46	6	2	4	384	18	0	2.81	
2007-08	Calgary	NHL	76	39	26	10	4398	197	2	2.69	7	2	4	336	18	1	3.21	
2008-09	Calgary	NHL	76	45	24	5	4418	209	4	2.84	6	2	4	324	19	0	3.52	
TOTALS			NHL	385	204	125	42	22306	916	30	2.46	56	25	28	3284	127	6	2.32
		FLAMES	338	190	104	39	19916	803	27	2.42	52	24	27	3127	122	6	2.34	
		AHL	87	46	28	10	5039	197	5	2.35	5	1	3	239	13	0	3.27	

KIPRUSOFF VS NHL

Team	Regular Season										Playoffs									
	GP	W	L	OT	SO	GA	GAA	SV%	GP	W	L	SHO	GA	SOG	GAA	SV%	GP	W	L	OT
ANA	17	9	7	1	2	37	2.36	92.5	7	3	4	0	16	202	2.24	92.1				
ATL	3	2	1	0	0	8	2.67	88.1	0	0	0	0	0	0	0	0				
BOS	4	3	1	0	1	7	1.76	93.8	0	0	0	0	0	0	0	0				
BUF	4	2	1	1	0	8	1.97	93.2	0	0	0	0	0	0	0	0				
CAR	4	3	0	0	2	4	1.24	95.2	0	0	0	0	0	0	0	0				
CHI	19	8	7	4	0	50	2.71	90.8	6	2	4	0	19	164	3.52	88.4				
CLB	19	12	4	2	2	36	2.01	92.7	0	0	0	0	0	0	0	0				
COL	33	16	11	4	4	85	2.71	90.1	1	0	0	0	2	0	100					
DAL	18	6	10	2	1	42	2.33	91.1	0	0	0	0	0	0	0	0				
DET	20	8	8	2	1	53	2.98	90.5	12	6	6	2	29	442	2.28	93.4				
EDM	32	18	11	3	2	65	2.03	92.7	0	0	0	0	0	0	0	0				
FLA	3	2	0	1	1	3	0.97	96.7	0	0	0	0	0	0	0	0				
LA	20	13	5	1	1	45	2.31	91.8	0	0	0	0	0	0	0	0				
MIN	34	24	7	3	3	64	1.86	92.9	0	0	0	0	0	0	0	0				
MTL	8	4	3	0	0	20	2.84	89.9	0	0	0	0	0	0	0	0				
NJ	5	0	3	1	0	13	3.02	89.8	0	0	0	0	0	0	0	0				
NYI	4	1	1	2	0	11	2.66	91.3	0	0	0	0	0	0	0	0				
NYR	6	2	3	0	1	14	2.65	90.7	0	0	0	0	0	0	0	0				
NSH	17	8	7	2	0	49	2.93	90.3	0	0	0	0	0	0	0	0				
OTT	6	5	0	0	1	14	2.48	90.4	0	0	0	0	0	0	0	0				
PHI	5	3	1	1	1	8	1.56	95	0	0	0	0	0	0	0	0				
PHX	16	10	5	1	1	38	2.43	91.1	0	0	0	0	0	0	0	0				
PIT	5	2	1	1	0	8	1.78	93.2	0	0	0	0	0	0	0	0				
SJ	18	10	7	1	1	48	2.81	90.6	13	6	6	2	29	343	2.51	91.5				
STL	17	13	3	1	1	40	2.33	90.7	3	1	1	0	5	79	2.01	93.7				
TB	4	1	1	1	0	17	4.59	84.4	7	3	4	1	13	170	1.72	92.4				
TOR	5	2	1	1	1	18	3.83	88.5	0	0	0	0	0	0	0	0				
VAN	36	16	14	6	3	104	2.95	89.3	7	4	3	1	16	206	2.08	92.2				
WSH	3	1	2	0	0	7	2.36	92.6	0	0	0	0	0	0	0	0				
Totals	385	204	125	42	30	916	2.46	91.2	56	25	28	6	127	1608	2.32	92.1				

NHL HIGHLIGHTS

FIRSTS

First GP:..... 10/24/2000 at CAR
 First Win:..... 03/29/2001 vs ANA
 First Shutout:..... 01/05/2002 vs FLA

MOSTS: MOST RECENTLY

Shots Faced:.....
 45 (1X) 03/12/09 at DET
 Saves:..... 41 (1X) 04/03/2006 vs DET
 GA:..... 7 (1X) 10/10/2005 at COL
 Career Shutouts:.....
 30-02/12/09 at LA
 Longest Win Streak:.....
 7 (1X) 11/01/2005 11/16/2005
 Streak W/OUT Reg Loss:..... 11 (1X)
 12/01/2007-12/23/2007 (7-0-4)
 Shutout sequence:.....
 16:11 04/08/2006-04/15/2006

SHOOTOUT RECORD: 10-16 (42 SAVES ON 70 SHOTS - 60%)

Penalty Shots Faced:..... 7 (3 goals)
 12/29/2003 vs MIN
 Park, Richard (goal)
 10/17/2005 vs PHX..... Saprykin, Oleg
 11/12/2005 vs COL
 Tanguay, Alex (goal)
 12/29/2005 vs MIN..... Rolston, Brian
 02/03/2006 vs VAN
 Burrows, Alexandre
 02/15/2008 at LA..... Giuliano, Jeff
 11/06/2009 vs NSH..... Fiddler, Vernon

CUPS: NONE

2008-09 HIGHLIGHTS

Finished 1st in the league in wins (45), GP (76), shots allowed (2155), saves (1946) and TOI (4,417:59) ... earned his first win of the season with 25 saves on Oct.14 COL 4 @ CGY 5 ... played in his fifth season with the Flames ... was the winner of the Molson Cup for the month of October - donating \$1000 to the Children's Hospital ... extended his winning streak to six games with a 34 save performance on Nov.1 CGY 3 @ LA 2 ... picked up his 28th career shutout (25th with the Flames) with 18 saves on Nov.20 CGY 1 @ COL 0 - in his 5 seasons with the Flames, Kiprusoff leads all NHL goalies with 10 x 1-0 Wins (Brodeur is 2nd with 8) ... made 27 saves for his 20th victory of the season on Dec.27 OT 3 @ CGY 6, he has now recorded 20+ wins in each of the past five years ... earned his 23rd win of the season on Jan.3 CGY 3 @ NSH 2, and his 168th as a Flame tying him for 2nd on the Flames all-time wins list with Dan Bouchard ... made 26 saves on Jan.6 SJ 2 @ CGY 5 for his 169th win as a Flame putting him 2nd overall in wins behind only Mike Vernon ... made 24 saves for his 25th victory of the season on Jan.8 NYI 2 @ CGY 5 ... made 28 saves for his 30th win of the season and his 175th as a Flame on Jan.30 NSH 1 @ CGY 3 - he reached 30 wins in his 48th game of the season. That's the fastest that any goaltender has reached the 30-win mark since Ken Dryden earned his 30th victory in the Canadiens' 46th game in 1975-1976 ... streak of starting 77 straight home games came to end on Feb.7/09 ... stopped all 36 shots for his 4th shutout of the season (30th career) on Feb.12 CGY 2 @ LA 0 ... won his sixth straight start stopping 35 shots on Mar.5 CGY 5 @ PHI 1 ... earned his 40th win of the season on Mar.12 CGY 6 @ DET 5 (SO) ... earned his 20th career victory with 18 saves on Mar.18 DAL 1 @ CGY 2 ... earned his 42nd win of the season on Mar.23 DET 3 @ CGY 5, which ties a career high ... set a new career high with 43 wins in a season set on Mar.28 MIN 2 @ CGY 3. **PLAYOFFS:** Started all six playoff games for the Flames going 2-4 with a 3.52 GAA and .884 save percentage

CAREER HIGHLIGHTS

2007-08: Finished 3rd amongst NHL goalies in wins (39), games played (76) and shots against (2096), 4th in saves (1899) and time on ice (4,398), 7th in PIMS (8), and 8th in assists (2) ... finished second in the Molson Cup three-star standings ... signed a six year contract extension on Oct.29 ... made 26 saves in his 7th win of the season, and had an assist on the game tying goal on Nov.13 MIN 2 @ CGY 3 ... made 32 saves on 33 shots including stopping all three in the shutout on Dec.11 CGY 2 @ FLA 1 SO, and was named as the games 1st star for the second consecutive game ... recorded his sixth straight road win and was named 1st star with 36 saves on Dec.18 CGY 3 @ CLB 1 ... was runner-up in the Molson Cup standings for the month of December (donated \$500 to Breast Cancer) ... earned his 20th win of the season with a 29 save performance on Jan.2 NYR 3 @ CGY 4 ... had a season high 40 saves on Feb.12 CGY 4 @ SJ 3 OT ... stopped Jig Giuliano on a penalty shot on Feb.15 CGY 3 @ LA 6 ... earned his 30th win of the season making 24 saves on 25 shots on Feb.19 CGY 4 @ PHX 1 ... earned his first shutout of the season with a 38 save performance on Feb.22 DET 0 @ CGY 1 ... was named as the NHL's 2nd star of the week (Feb.18-24) registering three wins, his first shutout of the season, a .980 (100 of 102 shots) save percentage and a .667 GAA ... earned his second shutout of the season with a 39 save performance on Mar.4 CLB 0 @ CGY 1 ... played in his 300th career game, winning with a 34 save performance on Mar.16 CGY 4 @ CHI 2 ... earned his 38th win of the season tying him with Rejean Lemelin for 3rd on the Flames all time wins list (144) on Mar.25 VAN 2 @ CGY 3 ... won his 145th game as a Flame moving him in to 3rd place on the Flames all time list on Apr.1 CGY 3 @ EDM 2 ... **PLAYOFFS:** played in all seven playoff games recording two wins, one shutout and a .908 save percentage ... registered his first win of the playoffs with a 37/39 save performance on Apr.9 CGY 3 @ SJ 2 ... made an outstanding 41 saves on 43 shots (.954%) on Apr.10 CGY 0 @ SJ 2 ... made 21 saves to record his 6th career playoff shutout (1st since game #43 of the Stanley Cup Final in 2004) on Apr.20 SJ 0 @ CGY 2 ... **2006-07:** Played in his third season with the Flames ... finalist for Vezina Trophy ... named to the Western Conference All-Star Team ... played in 74 games posting a 40-24-9 record with 7 shut-outs, a .917 save % and a 2.46 GAA ... was T-2nd in wins (40), T-3rd in shut-outs (7), and 12th in GAA (2.46) amongst NHL goaltenders ... set a new Flames record for shut-outs (21) in a career ... posted 7 shut-outs: Mar. 27 @ MIN (38 saves), Jan.20 @ EDM (32 saves), Jan.9 vs. STL (26 saves), Dec. 5 vs. CAR (23 saves), Nov.14 vs. STL (24 saves), Nov.10 vs. ANA (37 saves), and Oct.12 @ OTT (83 saves) ... named as the Calgary Flames Molson Cup Winner having been picked as one of the games three stars in 24 (a third) of the games he played in ... was named Second Star in the NHL "Three Stars" for the week ending Nov.12 ... was named First Star in the NHL "Three Stars" for the week ending Apr.1 with three wins, a 1.30 GAA and a .959 save percentage and one shut-out ... earned his second longest consecutive shut-out streak at 160:27 with Nov.11 through Nov.17 ... registered 10,000 minutes played on Nov.14 vs. STL (W 3-0) ... surpassed Phil Myre on the Flames all-time career wins list to move into 4th spot with 106 wins on Nov.28 vs. COL (W 5-2) ... earned his 100th career win on Jan.9 vs. MIN (W 3-0) ... played in his 200th career game on Jan.17 @ DAL (L 2-4) ... earned his 100th win as a Flame on Mar.2 vs. STL (W 5-4) ... **PLAYOFFS:** Played in all six games vs. DET posting a 2-4 record, a .929 save percentage and a 2.81 GAA ... **2005-06:** Played in his second season with the Flames, was named to the NHL First All-Star Team, captured the William Jennings Trophy for the team allowing the fewest goals against and the Vezina Trophy for best goalie in the league ... also a finalist for the Hart Trophy ... played in 74 games posting a 42-20-11 record with 10 shut-outs, a .923 save percentage and a 2.07 GAA ... set a new Flames record for wins (42) in a season and individual shut-outs (10) ... led the league in GAA, shut-outs, 2nd in wins and 3rd in save % (while playing at least 31 games more than each of the leaders) ... won the Defensive Player of the Week award (DPW) for the week ending Apr. 16th with a 0.67 GAA and a 2-0-1 record with two shut-outs ... named runner-up for DPW for week ending Apr. 2 with a 1.67 GAA and a 3-0-0 record ... named runner-up for DPW for the week of Feb. 5-12 with a 2.00 record and a 2.00 GAA ... named runner-up Defensive Player of the Month (DPM) for Dec. posting a 8-2-1 and a 2.41 GAA ... named DPW for the week ending Dec. 11 playing two games posting 0.47 GAA and .983 save percentage ... named DPW for the first week of Nov. playing in three games posting a 3-0-0 record, a 0.33 GAA, one GA, two shut-outs and a .984 save percentage ... posted 10 shut-outs: Apr. 13 vs. COL (23 saves), Apr. 11 vs. ANA (32 saves), Mar. 9 vs. DAL (39 saves), Mar. 4 vs. SJ (26 saves), Jan. 6 vs. TOR (27 saves), Dec. 17 vs. BOS (26 saves), Dec. 6 at PHI (27 saves), Nov. 5 vs. VAN (23 saves), Nov. 3 vs. MIN (23 saves), Oct. 15 vs. EDM (33 saves) ... set a new Flames record with his 40th win on Apr. 7 vs. MIN ... tied Mike Vernon for most wins in a season by a Flames goaltender (39) on Apr. 5 vs. PHX ... set a new personal record with his 25th win of the season making 29 saves on 30 shots on Jan. 21 vs. BUF ... set a new Flames record with his 6th shut-out stopping all 27 shots from TOR on Jan. 6 ... did not allow a goal for 117:40 from Oct. 10 (9:34-3rd period) to Oct. 17 (7:14-3rd period) ... **PLAYOFFS:** Played in all six games vs. ANA posting a 3-4 record, a .929 save percentage and a 2.24 GAA ... **2004-05:** Played in 46 games with Timrå IK of the Swedish Elite League posting a 2.14 GAA with five shut-outs ... **NHLPLAYOFFS:** Played in six playoff games recording a 2.19 GAA ... **2003-04:** Played his first season with the Flames setting a new NHL record for GAA (1.69) in a season ... led the NHL in GAA and was tied for first in save percentage (.933) ... finished second in balloting for the Vezina Trophy ... captured the defensive Player of the Week honours for the week of Feb. 9-15 recording a 3-0-0 record, a 1.34 GAA and a .940 save percentage ... named NHL Defensive Player of the Month for December ... named NHL Defensive Player of the Week for the week of Dec. 1-7 posting a 4-0-0 record, a 1.00 GAA and a .957 save percentage ... established new Flames record in GAA (1.69) and save percentage (.933) in a season while also helping set a new team record with 11 team shut-outs ... posted a career high 24 shut-outs while appearing in a career high 38 NHL games ... recorded his 20th win on the season on Mar. 16 at DET ... made a season high 35 saves in a OT win on Dec. 16 at PHI ... recorded his first shut-out with the Flames making 23 saves on Dec. 11 vs. CAR ... posted his fourth straight win and allowed only one goal on Dec. 7 vs. PIT ... made 22 saves on 23 shots for his first win with Calgary (also his first game with Flames) on Nov. 20 vs. MTL ... **PLAYOFFS:** Played in the most playoff games (26) of all goaltenders in the playoffs posting a 15-11 record with five shut-outs and a 1.85 GAA ... led all goalies with five playoff shut-outs (Flames team record) ... recorded his 15th win of the playoffs making 26 saves on 28 shots in Game 5 at TB on June 3 ... posted his fifth shut-out of the playoffs and his first in the Stanley Cup Finals making 21 saves in Game 3 vs. TB on May 29 ... made 23 saves on 24 shots to post the win in his first Stanley Cup Final appearance on May 25 at TB ... allowed only one goal in the series winning game in Game 6 vs. SJ on May 19 ... posted his 4th shut-out (setting a new team record for most shut-outs in the playoffs) making 19 saves in Game 5 at SJ on May 17 ... made 49 saves on 52 shots against his former team in a 4-3 win in Game 1 at SJ on May 9 ... recorded his 2nd consecutive shut-out in Game 6 vs. DET (making 38 saves) ... stopped all 31 shots faced in a 1-0 win in Game 5 on May 1 at DET ... made 26 saves in a Game 7 OT win on Apr. 19 at VAN ... recorded his 1st NHL career playoff shut-out while ... also posting a PP assist on Apr. 13 vs. VAN ... posted his 2nd career playoff win and his 1st with the Flames making 25 saves on 26 shots on Apr. 9 at VAN ... made his Calgary Flames post season debut on Apr. 7 at VAN ... **2002-03:** Stopped 33 shots in OT win Mar. 6 vs. MTL ... made season-high 35 saves on a season-high 37 shots faced Mar. 4 at EDM ... posted first shutout of the season and third of his career with a 29-save effort Jan. 11 vs. VAN ... stopped 20 shots to pick up first win of the season Oct. 24 at NSH ... **2001-02:** Netted second NHL shutout Mar. 9 vs. VAN, making 32 saves ... named runner-up for NHL Player of the Week for Dec. 31-Jan. 6 after posting 3-0-0 record, 0.78 GAA, 974 save percentage and a shutout ... finished 10th in voting for Calder Memorial Trophy ... posted first career shutout making 28 saves on Jan. 5 vs. FLA ... named Sher-Wood AHL Player of the Week for the period ending Nov. 25 after posting a 4-0-0-0 record, 1.73 GAA and 949 save percentage in 4 games with Cleveland (AHL) during conditioning assignment ... made career-high 38 saves in 2-2 tie Oct. 20 at NYI ... **PLAYOFFS:** Appeared in one game and made two saves in eight minutes at COL (May 4, 62 WCS) ... **2000-01:** Made 1st career NHL start, stopping 22 shots and picked up 2nd win of the season Apr. 8 at ANA ... recorded 1st career NHL win, stopping 12 shots in relief Mar. 29 vs. ANA ... shared team shutout with Nabokov in 3-0 win vs. MTL on Jan. 12 ... recalled from Kentucky Mar. 5 ... posted 19-9-6 record (36 games), 2 shutouts, ranked 3rd in AHL in GAA (2.24) and T-3rd in save percentage (.928) at time of recall ... started 2nd consecutive AHL All-Star Game ... made NHL debut Oct. 24 at CAR in relief of a temporarily injured Nabokov ... **PLAYOFFS:** Made 1st career NHL playoff start and captured 1st career playoff win (also becoming the 1st Finnish-born netminder to capture a NHL postseason win) with 39 saves in Game 4 vs. STL on Apr. 17 (3-2 W) ... his 39 saves in Game 4 is tied for the 5th highest total for a rookie goaltender in his 1st career playoff start ... combined with Nabokov to become 1st goaltending duo since 1995 (WSH's Jim Carey and Olaf Kolzig) to capture their 1st career playoff wins in the same series ... made NHL playoff debut with 20 minutes of relief in Game 3 vs. STL on Apr. 16 ... **1999-00:** Finished 4th in AHL GAA (2.49) and helped Kentucky capture their 1st-ever Mid-Atlantic Division title ... dressed for 1st NHL game Feb. 26 vs. LA (DNP) ... ranked 1st in AHL with a .927 save percentage and 2nd with a 2.38 GAA in their recall ... started in AHL All-Star Game for Planet/USA ... posted 1st AHL shutout in 1-0 win over St. John's, stopping 26 shots ... stopped 49 of 50 shots Dec. 3 vs. Albany ... made AHL debut Oct. 2 at Cincinnati ... **1998-99:** Led Finnish League in wins (26) and TPS to regular season and playoff championship of Finnish League ... rated one of top goaltenders in Finland ... helped team capture Finnish League title

INTERNATIONAL HIGHLIGHTS

2004: Played in all six games with Finland at the World Cup helping lead his team to the finals while posting a 4-1-1 record with a 1.48 GAA, two shut-outs and a .940 save percentage ... **2001:** Competed for Team Finland at World Championships held in Germany, helping club capture Silver Medal ... **1999:** Represented Finland at World Championships in Norway ... **1996:** Played three games with Finland at the World Junior Championships in Boston, MA ... **1995:** Represented Finland at the World Junior Championships in Red Deer, AB posting a 2.58 GAA in two games



STAFFAN KRONWALL



WE
ARE THE





8 STAFFAN KRONWALL ~ D

BORN: Jarfalla, Sweden
DATE: September 10, 1983
HEIGHT: 6'5"
WEIGHT: 225 lbs.
SHOOTS: Left

DRAFTED: TOR 9th round (285th overall)
 of the 2002 NHL
 Entry Draft
HOW ACQUIRED: signed as a free agent
 on July 14, 2009.

CAREER RECORD

Season	Club	Lea.	REGULAR SEASON						PLAYOFFS					
			GP	G	A	PTS	PIM		GP	G	A	PTS	PIM	
2002-03	Djurgardens IF Stockholm	SEL	48	4	6	10	65		12	1	1	2	8	
2003-04	Djurgardens IF Stockholm	SEL	44	1	5	6	54		4	0	1	1	2	
2004-05	Djurgardens IF Stockholm	SEL	35	1	4	5	43		12	2	0	2	10	
	Brynäs IF Gavle	SEL	3	0	1	1	4		-	-	-	-	-	
2005-06	Toronto Marlies	AHL	16	1	10	11	12		4	0	2	2	2	
	Toronto	NHL	34	0	1	1	14		-	-	-	-	-	
2006-07	Toronto Marlies	AHL	47	3	14	17	32		-	-	-	-	-	
2007-08	Toronto Marlies	AHL	26	3	7	10	14		19	1	1	2	11	
	Toronto	NHL	18	0	0	0	7		-	-	-	-	-	
2008-09	Toronto Marlies	AHL	42	7	18	25	46		-	-	-	-	-	
	Washington	NHL	3	0	0	0	0		-	-	-	-	-	
	Hershey Bears	AHL	17	2	7	9	13		21	3	9	12	6	
TOTALS			NHL	55	0	1	1	21	-	-	-	-	-	
			AHL	148	16	25	41	117	44	4	12	16	19	

KRONWALL VS NHL

TEAM	Regular Season					Playoffs				
	GP	G	A	PTS	PIM	GP	G	A	PTS	PIM
Atlanta	3	0	1	1	0	0	0	0	0	0
Boston	6	0	0	0	2	0	0	0	0	0
Buffalo	5	0	0	0	2	0	0	0	0	0
Carolina	3	0	0	0	0	0	0	0	0	0
Calgary	1	0	0	0	4	0	0	0	0	0
Colorado	2	0	0	0	0	0	0	0	0	0
Dallas	1	0	0	0	0	0	0	0	0	0
Edmonton	1	0	0	0	0	0	0	0	0	0
Florida	2	0	0	0	2	0	0	0	0	0
Minnesota	1	0	0	0	0	0	0	0	0	0
Montreal	7	0	0	0	2	0	0	0	0	0
New Jersey	2	0	0	0	2	0	0	0	0	0
NY Rangers	3	0	0	0	0	0	0	0	0	0
Nashville	1	0	0	0	0	0	0	0	0	0
Ottawa	6	0	0	0	5	0	0	0	0	0
Phoenix	2	0	0	0	2	0	0	0	0	0
Pittsburgh	2	0	0	0	0	0	0	0	0	0
Tampa Bay	3	0	0	0	0	0	0	0	0	0
Vancouver	1	0	0	0	0	0	0	0	0	0
Washington	3	0	0	0	0	0	0	0	0	0
Totals	55	0	1	1	21	0	0	0	0	0

NHL HIGHLIGHTS

FIRSTS:

First GP: 10/29/2005 vs OTT
 First Asst : 07/02/06 vs ATL

MOSTS: MOST RECENTLY

Goals : 0 (55X) 03/03/2009 vs CAR
 Assists: 1 (1X) 02/07/2006 vs ATL
 Points: 1 (1X) 02/07/2006 vs ATL (0G-1A)
 SOG: 2 (3X) 02/14/2009 at TB
 PIM: 5 (1X) 03/22/2008 at OTT
 +/-: 2 (1X) 12/31/2005 at NJ

LONGEST PERSONAL STREAKS:

Goals: 0 (56X) (0G)
 Assists : 1 (1X) 02/07/2006 02/07/2006 (1A)
 Pts: 1 (1X) 02/07/2006 02/07/2006 (0G-1A)

CUPS: NONE

2008-09 HIGHLIGHTS

Claimed off re-entry waivers by WSH on Feb.6 ... played three of 12 games for WSH after he was claimed before being assigned to Hershey (AHL) ... was the only player to appear for WSH this season who was not with the team during training camp ... made his WSH debut on Feb.14 at TB ... combined for 34 points (9+25) in 59 AHL games between Toronto and Hershey ... finished tied for 20th among AHL defencemen in scoring ... had five multi-point games in the AHL ... **PLAYOFFS:** played 21 games for HER (AHL) scoring 3 goals, 9 assists for 12 points and 6 penalty minutes in winning the 2009 Calder Cup.

CAREER HIGHLIGHTS

Is the younger brother of Detroit Red Wings defenceman Niklas Kronwall ... **2007-08:** played 26 regular season games with TOR (AHL) netting 3 goals, 7 assists for 10 points and 14 penalty minutes ... played 18 games for TOR (NHL) registering 7 minutes in penalties ... **PLAYOFFS:** played all 19 games for TOR as they advanced to the Calder Cup finals ... **2006-07:** played 47 games for TOR (AHL) collecting 17 points (3+14) with 32 penalty minutes ... ranked 3rd among teams defencemen in assists and points ... began season with TOR (NHL) ... assigned to TOR (AHL) on Nov.14 ... **2005-06:** played 34 games for TOR (NHL) collecting one point (assist) and 14 penalty minutes ... recalled from TOR (AHL) Oct.29 ... made his NHL debut Oct.29 vs. OTT ... re-assigned to TOR (AHL) Dec.16 ... recalled from TOR Dec.29 ... registered a career high (+2) Dec.31 at NJ ... registered a career high in ice time (16:35) Jan.7 at EDM ... registered his first NHL point (assist) on Feb.7 vs. ATL ... played 16 games for TOR (AHL) collecting 11 points (1+10) and 12 penalty minutes ... **PLAYOFFS:** played four games for TOR (AHL) collecting two assists and two penalty minutes ... ranked first on the team in +/- (+3) ... **2004-05:** played three games for Brynas of the Swedish Elite League collecting one assist and four penalty minutes ... played 35 games for Djurgarden of the Swedish Elite League collecting five points (1+4) with 43 penalty minutes ... finished fourth among team defencemen in points ... **PLAYOFFS:** played 12 games in the Swedish Elite League playoffs scoring two goals with 10 penalty minutes ... **2003-04:** played 44 games for Djurgarden collecting six points (1+5) with 54 penalty minutes ... **PLAYOFFS:** played four games in the Swedish Elite League collecting one assist and two penalty minutes ... **2002-03:** played 48 games for Djurgarden collecting 10 points (4+6) with 65 penalty minutes ... **PLAYOFFS:** played 12 games in the Swedish Elite League playoffs collecting one goal, one assist and 8 penalty minutes ... **2001-02:** played 42 games for Huddinge of the Swedish Second Division collecting 11 points (4+7) and 30 penalty minutes.

INTERNATIONAL HIGHLIGHTS

Played for Sweden at the 2002 IIHF World Junior Championship collecting 4 penalty minutes in 7 games

JUNIOR HIGHLIGHTS

2001-02: played one game for Huddinge of the Swedish Junior League ... **PLAYOFFS:** played four playoff games for Huddinge in the Swedish Junior League scoring two goals and one assist with 27 penalty minutes ... **2000-01:** played 23 games for Huddinge of the Swedish Junior League collecting 7 points (6+1) and 16 penalty minutes ... **PLAYOFFS:** played one playoff game for Huddinge in the Swedish Second Division ... **1999-00:** played 34 games for Huddinge of the Swedish Junior League collecting two goals and 38 penalty minutes ... played seven games for Huddinge 18 of the Swedish U-18 League collecting three assists.



DAYMOND LANGKOW



WE
ARE





22 DAYMOND LANGKOW ~ C

BORN: Edmonton, AB
DATE: September 27, 1976
HEIGHT: 5'10"
WEIGHT: 181 lbs.
SHOOTS: Left

DRAFTED: TB 1st round (5th overall) in the 1995 NHL Draft
HOW ACQUIRED: From Phoenix for Denis Gauthier and Oleg Saprykin on August 26, 2004

CAREER RECORD

REGULAR SEASON								PLAYOFFS					
Season	Club	Lea.	GP	G	A	PTS	PIM	GP	G	A	PTS	PIM	
1991-92	Edmonton Pats	AMHL	35	36	45	81	100	-	-	-	-	-	
	Tri-City	WHL	1	0	0	0	0	-	-	-	-	-	
1992-93	Tri-City	WHL	64	22	42	64	100	4	1	0	1	4	
1993-94	Tri-City	WHL	61	40	43	83	174	4	2	2	4	15	
1994-95	Tri-City	WHL	72	*67	73	*140	142	17	12	15	27	52	
1995-96	Tampa Bay	NHL	4	0	1	1	0	-	-	-	-	-	
	Tri-City	WHL	48	30	61	91	103	11	14	13	27	20	
	Canada	WJC	5	3	3	6	2	-	-	-	-	-	
1996-97	Tampa Bay	NHL	79	15	13	28	35	-	-	-	-	-	
	Adirondack	AHL	2	1	1	2	0	-	-	-	-	-	
1997-98	Tampa Bay	NHL	68	8	14	22	62	-	-	-	-	-	
1998-99	Tampa Bay	NHL	22	4	6	10	15	-	-	-	-	-	
	Cleveland	IHL	4	1	1	2	18	-	-	-	-	-	
	Philadelphia	NHL	56	10	13	23	24	6	0	2	2	2	
1999-00	Philadelphia	NHL	82	18	32	50	56	16	5	5	10	23	
2000-01	Philadelphia	NHL	71	13	41	54	50	6	2	4	6	2	
2001-02	Phoenix	NHL	80	27	35	62	36	5	1	0	1	0	
2002-03	Phoenix	NHL	82	20	32	52	56	-	-	-	-	-	
2003-04	Phoenix	NHL	81	21	31	52	40	-	-	-	-	-	
2004-05	Did Not Play	-	-	-	-	-	-	-	-	-	-	-	
2005-06	Calgary	NHL	82	25	34	59	46	7	1	5	6	6	
2006-07	Calgary	NHL	81	33	44	77	44	6	2	2	4	4	
2007-08	Calgary	NHL	80	30	35	65	19	7	3	2	5	0	
2008-09	Calgary	NHL	73	21	28	49	20	6	0	3	3	2	
TOTALS			NHL	941	245	359	604	503	59	14	23	37	39
		FLAMES	316	109	141	250	129	26	6	12	18	12	
		AHL	2	1	1	2	0	-	-	-	-	-	
		IHL	4	1	1	2	18	-	-	-	-	-	
		WHL	246	159	219	378	519	36	29	30	59	91	

LANGKOW VS NHL

TEAM	Regular Season					Playoffs				
	GP	G	A	PTS	PIM	GP	G	A	PTS	PIM
Anaheim	41	12	14	26	19	7	1	5	6	6
Atlanta	16	5	9	14	16	0	0	0	0	0
Boston	27	4	10	14	27	0	0	0	0	0
Buffalo	26	3	9	12	23	11	5	5	10	4
Carolina	22	3	8	11	13	0	0	0	0	0
Calgary	22	5	5	10	8	0	0	0	0	0
Chicago	37	5	8	13	10	6	0	3	3	2
Columbus	28	9	9	18	12	0	0	0	0	0
Colorado	50	12	29	41	12	0	0	0	0	0
Dallas	40	9	13	22	8	0	0	0	0	0
Detroit	36	10	12	22	14	6	2	2	4	4
Edmonton	49	18	17	35	35	0	0	0	0	0
Florida	27	6	10	16	30	0	0	0	0	0
Los Angeles ..	43	20	20	40	33	0	0	0	0	0
Minnesota	41	18	15	33	24	0	0	0	0	0
Montreal	25	4	7	11	10	0	0	0	0	0
New Jersey ...	27	5	9	14	19	5	1	1	2	0
NY Islanders ..	30	7	14	21	8	0	0	0	0	0
NY Rangers ...	30	12	10	22	14	0	0	0	0	0
Nashville	34	7	17	24	22	0	0	0	0	0
Ottawa	26	5	8	13	22	0	0	0	0	0
Philadelphia ..	18	4	5	9	8	0	0	0	0	0
Phoenix	28	4	17	21	18	0	0	0	0	0
Pittsburgh	31	7	13	20	22	6	1	3	4	21
San Jose	40	13	17	30	12	12	4	2	6	0
St. Louis	34	12	11	23	10	0	0	0	0	0
Tampa Bay	16	3	4	7	10	0	0	0	0	0
Toronto	18	4	6	10	8	6	0	2	2	2
Vancouver	49	11	23	34	28	0	0	0	0	0
Washington ...	30	8	10	18	8	0	0	0	0	0
Totals	941	245	359	604	503	59	14	23	37	39

NHL HIGHLIGHTS

FIRSTS:

First GP: 10/07/1995 vs CGY
First Asst: 10/17/1995 at WPG
First Goal: 11/19/1996 vs LA

MOSTS: MOST RECENTLY

Goals: 3 (3X) 01/18/2008 vs LA
Assists: 3 (6X) 12/16/2006 at PHO
Points: 4 (3X) 01/11/2007 at COL (2G-2A)
SOG: 9 (3X) 01/20/2001 vs FLA
PIM: 17 (1X) 03/04/1998 at EDM
+/-: 5 (1X) 12/13/2007 at TB

LONGEST PERSONAL STREAKS:

Goals: 4 (1X) 1/03/2009 01/08/2009 (5G)
Assists: 6 (4X) 11/28/2006 12/12/2006 (7A)
Pts: 9 (2X) 11/22/2006 12/12/2006 (3G-10A)

CUPS: NONE

2008-09 HIGHLIGHTS

Finished 4th in team scoring with 49 points (21G, 28A) ... T-4th in goals (21) ... played his 4th season with the Flames ... earned his first multi-point game of the season with a pair of assist on Oct.14 COL 4 @ CGY 5 ... scored his first goal of the season on Oct.18 CGY 2 @ EDM 3 ... scored the game winning goal on Nov.20 CGY 1 @ COL 0 ... had a goal and an assist in his 900th career game on Dec.17 CGY 3 @ MIN 2 (OT) ... scored the game tying goal on Jan.3 CGY 3 @ NSH 2 ... registered his first multi-goal game of the season on Jan.6 SJ 2 @ CGY 5, and now has points in five straight games ... registered his first three point game (1+2) on Jan.8 NYI 2 @ CGY 5, and has a team high seven game point streak (6G, 6A) ... registered his 10th multi-point game of the season with a goal (game tying) and an assist on Jan.15 CGY 3 @ SJ 2 ... sustained a hand injury on Feb.17 VAN 4 @ CGY 3 (SO) ... returned on Mar.10 CGY 2 @ NJ 3 after missing 10 games with a hand injury ... earned his 600th career point with an assist on Mar.23 DET 3 @ CGY 5... **PLAYOFFS:** played in six games registering three assists.

CAREER HIGHLIGHTS

2007-08: Finished 2nd on the team in goals (30), 3rd in points (65), and 5th in assists (35) which was his second best offensive output of his career ... registered his first multi-goal game of the season with two PPGs on Oct.4 PHI 3 @ CGY 2 ... had back-to-back two goal games when he netted two third period goals on Oct.6 VAN 4 @ CGY 3 (OT) - he is the only Flame to ever score two goals in each of the first two games of the season ... had his fourth multi-point game of the season, scored his 200th career goal, and his 500th career point, scored the game winning goal, had a Gordie Howe hat-trick as he fought Dustin Brown on Oct.18 LA 3 @ CGY 4, and was named as the games 1st star ... he has scored two goals in each of his first three home games ... registered his 300th career assists on Oct.20 EDM 1 @ CGY 4 ... played in his 800th career game and had a pair of assists on Oct.20 NSH 1 @ CGY 5 ... was runner-up for Flames Molson Cup for the month of October (donating \$500 to Kids Cancer Care Foundation of Alberta) ... registered his first hat-trick as a Flame, and scored the game winning goal on Jan.18 LA 1 @ CGY 6 ... scored his 25th goal of the season on Feb.24 CGY 2 @ MIN 1 ... scored his 30th goal of the season on Apr.3 CGY 1 @ MIN 3 ... finished 4th in the Molson Cup three-star standings ... **PLAYOFFS:** finished T-2nd on the team in goals (3), 2nd in power play goals (2), and T-3rd in points (5) while averaging 18:21 in ice time ... **2006-07:** Playing in his second season with the Flames, posted new career highs in points (77), goals (33), and assists (44) ... selected as Calgary's Masterton Trophy nominee ... had 18 MP games ... Flames were 20-6-3-1 when scoring ... hit the post on a penalty shot (Joseph) and added two assists on Oct.24 vs. PHX (W 6-1), was named the games 1st star ... scored one goal and added two assists, tied for the led in shots with 5, tied for the led with +2 on Nov.3 @ CLB (L/SO 5-4), and was named the games 1st star ... scored the game winning goal on Nov.10 vs. ANA (W 3-0) ... scored the game winning goal, led all Flames in shots with 5 on Nov.14 vs. STL (W 3-0) ... had a nine game points streak from Nov.22 - Dec.12 (3G, 10A) ... had a six game assist streak from Nov.28 - Dec.12 (2G, 7A) ... registered an assist on the game tying goal on Dec.1 vs. CLB (W 2-1) ... scored the game winning goal and added an assist, led all Flames with a +3 on Dec.5 vs. CAR (W 3-0), and was named the games 3rd star ... scored one goal and added an assist on Dec.12 vs. MIN (W 5-2), and was named the games 3rd star ... had his highest offensive output of the season with one goal and three assists on Dec.16 @ PHX (W 6-3), and was named the games 2nd star ... had a four point night (2G, 2A), including a short handed game winning goal on Jan.11 @ COL (W 7-3), and was named the games 2nd star ... scored two goals (both on the power play) for the 2nd time this season on Feb.13 vs. ATL (W 4-1), and was named as the games 1st star ... set a new career high with 28 goals on Mar.12 vs. STL (W 5-4) ... reached the 30 goal and the 70 point plateau for the first time in his career with a goal on Mar.20 vs. DET (W 2-1) ... scored a goal and added two assists for his third three point game of the season on Mar.31 @ VAN (W 3-2), and was named as the games 1st star ... **PLAYOFFS:** played in all six games vs. DET, and tied for the team lead in goals (2) and points (4) ... had his first multi-point game of the 2007 playoffs with a pair of power play goals (including the game winning goal) on Apr.19 vs. DET (W 3-2), and was named as the games 2nd star ... **2005-06:** Competed in his first season with the Flames posting 59 points (25G, 34A)...1st on team in assists, 2nd in goals, 2nd in points, 3rd in PP goals (11), T-1st in GW goals (7), T-1st in MP games (15) and 3rd in shots (171) ... Has collected at least 50 points in each of the last six seasons ... Flames were 17-5-1 when scoring ... Notched 15 MP games - Flames were 13-2-0 ... Recorded 29 points on the PP and two SH assists ... set a new Flames record for the fastest goal at the start of a period (0:05) and added two assists on Apr. 11 vs. ANA ... played in his 700th NHL career game on Apr. 3 vs. DET ... scored a goal and added a PP assist (assist was his 400th NHL career point) on Mar 19 at NYI ... scored a goal, added an assist and went +3 on Jan. 14 at MIN ... scored two PP goals on Dec. 31 vs. EDM ... posted a four game assist streak from Oct. 26-Nov. 1 (6a) ... scored the GW goal and his first assist with the Flames on Oct. 7 at CLB ... scored his first goal point (Roloson) as a Flame in his first game with team on Oct. 5 at MIN ... averaged 18:06 of ice-time ... **PLAYOFFS:** Played in all seven games vs. ANA scoring six points (1G, 5A) while averaging 19:41 of ice-time ... T-2nd on team in points, T-1st in +/- (+4), 1st in assists and 2nd in shots (18) ... scored points in each of the first five games ... assisted the OT winner in GM1, posted a SH assist in GM2, scored the opening goal on the PP in GM3, notched an assist in GM4 and two assists in GM5 (one PP and one on the GW goal) ... has collected at least 50 points in each of the last six seasons ... in his three seasons as a Coyote, played in 243 of 246 possible games ... **2004-05:** Did not play due to NHL work stoppage ... **2003-04:** In his 9th NHL season, played in 81 games for PHX, registering 52 points (21G, 31A) and 40 PIMs ... ranked 2nd among Coyotes forwards in average ice-time (21:07) ... finished T-2nd on team in points, +/- (-4) and GWG (2); 3rd in goals (21) and assists (31); 2nd in shots (174) and shooting percentage (12.1) ... led team in face-offs total (1472) ... had 12 MP games ... played in his 600th NHL game vs. NYI on Feb. 13 ... registered a four-game point streak (2G, 3A), Jan. 24-31 ... played in his 200th career game as a Coyote (1G, 1A) at DAL on Jan. 2 ... recorded 1G, 1A (GWG), including 200th NHL assist on Dec. 10 vs. DAL ... posted a six-game point streak (1G, 8A, +7) from Nov. 8-19, the longest by a Coyote during the season ... recorded season high three assists and +4 on Nov. 19 vs. STL ... served as team's assistant captain all season ... only missed one game on season due to birth of his child (Colton) on Feb. 16 at STL ... **2002-03:** Led entire NHL in total face-offs total (1,972) ... led all Coyotes forwards in average TOL (20:59) ... led team in +/- (+20), a new career high ... led Coyotes in SHG and SH points (2G, 1A) ... finished 4th on team in goals, assists and points ... one of only three Coyotes to play in all 82 games ... the Coyotes were 23-8-5-2 when he registered a point (11-3-2-0 with a goal) ... served as team's assistant captain for season's last four weeks ... registered his 300th NHL point on Apr. 2 vs. VAN ... only Coyotes player to record a hat trick in '02-03 as EDM on Jan. 24 ... played in his 500th NHL game (2G, 1A, 100th NHL goal, GWG in OT) on Dec. 30 vs. EDM ... **2001-02:** Led Coyotes in assists, points, SH points, MP games (18), takeaways and face-offs; 2nd in goals; T-3rd in PPG; and 3rd in PP assists (12) and +/- (+18) ... set career highs in goals and points ... collected 32 points (14G, 18A) and +14 in his last 27 GP ... ranked T-4th in NHL in SH points with 5 (3G, 2A) ... led Coyotes forwards in average TOL (19:10) ... T-11th in NHL in takeaways among forwards ... the Coyotes were 24-6-5-2 when he registered a point (16-3-1-1 with a goal) ... six-game point streak (3G, 5A) from Mar. 15-24 ... runner-up for NHL Player of the Month for February (8 GP, 5G, 7A-12 pts, +6); T-1st in NHL for most points during the month ... posted his 200th NHL point on Nov. 23 at MIN ... played in his 400th NHL game on Nov. 13 vs. EDM ... 1st career hat trick (1st points as a Coyote) on Oct. 13 vs. WSH ... **PLAYOFFS:** played 1st playoff game as a Coyote at SJ on Apr. 17 ... led Coyotes in faceoff win % (53.3) and average ice-time among forwards (21:05) ... scored 1st playoff goal as a Coyote at SJ on Apr. 20 ... **2000-01:** Led PHI in takeaways (63); 2nd in assists; and 4th in points, shots (190) and average ice-time among forwards (18:37) ... set career high in assists ... missed game vs. CGY on Mar. 8 ending his 227 consecutive games played streak (tied for NHL's 5th longest active streak at that time) ... missed 11 games with foot fracture ... nine-game point streak (2G, 7A) from Feb. 1-22 ... six-game point/assist streak (2G, 11A) from Dec. 13-27 ... notched his 100th NHL assist on Dec. 27 at FLA ... set season high in single game ice time with 29:09 on Apr. 7 vs. PIT ... **PLAYOFFS:** led all Flyers in assists, points and face-offs total (124); T-2nd in goals and PP points (7, 1a); 2nd among forwards in ice time (20:16) ... four-game point streak (2G, 4A) from Apr. 14-19 ... **1999-00:** Ranked 4th in NHL with 93 takeaways ... tied for team lead in GWG (7) ... one of three Flyers to play at 82 games ... six-game point streak (1G, 9A) from Oct. 26-Nov. 6 ... posted his 100th NHL point on Nov. 11 vs. CAR ... **PLAYOFFS:** Set career highs in games played, goals, assists, points and PIM as Flyers reached Eastern Conference Finals vs. eventual Stanley Cup Champions (NJ) ... T-1st on club in GWG (2); T-3rd in 5 goals (one shy of team lead) ... averaged 20:03 per game, 4th among team forwards ... ranked 2nd on Flyers in face-offs taken (310) ... missed two games with concussion ... scored 2 goals (including GWG) in CQF series-clinching win vs. BUF on Apr. 20 ... **1998-99:** Split season between PHI and TB ... traded to PHI (with Mikael Renberg) by TB for Chris Gratton and Mike Sillinger, Dec. 12, 1998 ... earned Pelle Lindbergh Memorial Trophy as most improved Flyer ... played in his 200th NHL game at COL on Feb. 14 ... **PLAYOFFS:** Played six games with PHI (2A) ... **1997-98:** Led TB centres with 22 points (8G, 14A) ... played in his 100th NHL game on Nov. 14 vs. NYI ... **1996-97:** Tied record for most goals by a Lightning rookie (15) ... named NHL Rookie of the Month for Feb. ... named NHL Player of the Week (Feb. 17-23) with six points (2G, 4A) in four GP ... appeared in two games for Adirondack (AHL) ... **1995-96:** Appeared in his first four NHL games with Tampa Bay before being reassigned to Tri-City (WHL).

INTERNATIONAL HIGHLIGHTS

Played on Canada's World Junior Championship team in Boston, winning gold ... had three goals and three assists in five games ... was a linemate of Calgary captain Jarome Iginla.

JUNIOR HIGHLIGHTS

Played in 246 WHL career games with the Tri-City Americans of the WHL posting 378 points (159G, 219A) ... **1995-96:** Appeared in his first four NHL games with TB before being reassigned to Tri-City (WHL) ... named to WHL West Second All-Star Team ... runner-up for WHL Top Prospect Award ... finished his junior career as Tri-City's all-time leader in goals, playoff goals (29), playoff assists (30) and playoff points (59) ... concluded his Tri-City career with 159-219-378 in 245 games over 4 seasons ... ranked 1st on Tri-City in assists and 2nd in points ... led Tri-City in playoff goals and points ... **1994-95:** Became 1st ever Tri-City player to win WHL scoring title, recording a club-record 140 points in 72 GP ... led entire Canadian Hockey League with 67 goals and 140 points ... tied for Tri-City lead in playoff goals and points; 1st in PIM ... finished 3rd in WHL playoff scoring with 27 points in 17 GP ... named Tri-City MVP ... runner-up for WHL Player-of-the-Year award ... appeared in CHL's 1995 All-Star Game (3 points) ... named to CHL First All-Star Team and WHL West First All-Star Team ... **1993-94:** Led Tri-City in goals, assists and points ... named team MVP ... **1992-93:** Played in his first full season in the WHL posting 64 points in 64 games ... **1991-92:** Made his WHL debut playing in one game with Tri-City.



JAMIE LUNDMARK



WE
ARE





45 JAMIE LUNDMARK ~ C

BORN: Edmonton, AB
DATE: January 16, 1981
HEIGHT: 6'0"
WEIGHT: 192 lbs.
SHOOTS: Right

DRAFTED: NYR 1st round (9th overall)
 in the 1999 NHL Draft
HOW ACQUIRED: Signed as a free
 agent on July 16, 2008

CAREER RECORD

REGULAR SEASON							PLAYOFFS						
Season	Club	Lea.	GP	G	A	PTS	GP	G	A	PTS	PIM		
1996-97	St. Albert	AJHL	35	10	9	19	8	-	-	-	-		
1997-98	St. Albert	AJHL	57	33	58	91	171	19	13	18	31	5	
1998-99	Moose Jaw	WHL	70	40	51	91	121	11	5	4	9	24	
1999-00	Moose Jaw	WHL	37	21	27	48	33	-	-	-	-	-	
	Canada	WJC	7	2	3	5	0	-	-	-	-	-	
2000-01	Seattle	WHL	52	35	42	77	49	9	4	4	8	16	
	Canada	WJC	7	4	3	7	6	-	-	-	-	-	
2001-02	Hartford	AHL	79	27	32	59	56	10	3	4	7	16	
2002-03	NY Rangers	NHL	55	8	11	19	16	-	-	-	-	-	
	Hartford	AHL	22	9	9	18	18	2	0	0	0	0	
2003-04	NY Rangers	NHL	56	2	8	10	33	-	-	-	-	-	
2004-05	HC Forst Bolzano	Italy	14	9	9	18	22	-	-	-	-	-	
	Hartford	AHL	64	14	27	41	146	6	2	4	6	8	
2005-06	Phoenix	NHL	41	6	13	19	42	-	-	-	-	-	
	New York Rangers	NHL	3	1	0	1	6	-	-	-	-	-	
	Calgary	NHL	12	4	6	10	20	4	0	1	1	7	
	San Antonio	AHL	4	1	2	3	2	-	-	-	-	-	
2006-07	Calgary	NHL	39	0	4	4	31	-	-	-	-	-	
	Los Angeles	NHL	29	7	2	9	25	-	-	-	-	-	
2007-08	Lake Erie	AHL	51	13	20	33	71	-	-	-	-	-	
2008-09	Quad City	AHL	54	15	37	52	31	-	-	-	-	-	
	Calgary	NHL	27	8	8	16	17	2	0	0	0	0	
TOTALS			NHL	259	35	52	87	184	6	0	1	1	7
			AHL	274	79	127	206	324	18	5	8	13	24

LUNDMARK VS NHL

TEAM	Regular Season				Playoffs					
	GP	G	A	PTS	PIM	GP	G	A	PTS	PIM
Anaheim.....	13	1	2	3	14	4	0	1	1	7
Atlanta.....	9	0	0	2	10	0	0	0	0	0
Boston.....	6	0	0	0	0	0	0	0	0	0
Buffalo.....	7	0	1	1	0	0	0	0	0	0
Carolina.....	9	2	4	6	8	0	0	0	0	0
Calgary.....	1	0	0	0	0	0	0	0	0	0
Chicago.....	8	2	0	2	16	2	0	0	0	0
Columbus.....	8	1	1	2	2	0	0	0	0	0
Colorado.....	11	0	3	3	6	0	0	0	0	0
Dallas.....	12	4	2	6	16	0	0	0	0	0
Detroit.....	8	3	3	6	6	0	0	0	0	0
Edmonton.....	10	1	1	2	6	0	0	0	0	0
Florida.....	9	1	1	2	7	0	0	0	0	0
Los Angeles.....	10	2	2	4	0	0	0	0	0	0
Minnesota.....	12	3	2	5	4	0	0	0	0	0
Montreal.....	8	2	1	3	8	0	0	0	0	0
New Jersey.....	10	0	1	1	4	0	0	0	0	0
NY Islanders.....	7	1	1	2	4	0	0	0	0	0
Nashville.....	9	2	2	4	16	0	0	0	0	0
Ottawa.....	7	1	1	2	0	0	0	0	0	0
Philadelphia.....	10	2	2	4	15	0	0	0	0	0
Phoenix.....	4	0	1	1	2	0	0	0	0	0
Pittsburgh.....	11	0	4	4	0	0	0	0	0	0
San Jose.....	11	2	2	4	6	0	0	0	0	0
St. Louis.....	10	2	7	9	4	0	0	0	0	0
Tampa Bay.....	6	1	0	1	16	0	0	0	0	0
Toronto.....	8	0	3	3	6	0	0	0	0	0
Vancouver.....	14	0	2	2	2	0	0	0	0	0
Washington.....	11	2	1	3	6	0	0	0	0	0
Totals.....	259	35	52	87	184	6	0	1	1	7

NHL HIGHLIGHTS

FIRSTS:

First GP:09/10/02 at CAR

First Asst: 10/15/2002 vs TOR

First Goal: 08/01/03 vs CAR

MOSTS: MOST RECENTLY:

Goals:2 (2X) 03/12/2009 at DET

Assists: 3 (2X) 03/23/2006 at STL

Points:3 (3X) 03/12/2009 at DET (2G-1A)

SOG:8 (1X) 01/26/2003 at WAS

PIM:15 (1X) 02/14/2004 at PHI

+/-: 2 (11X) 03/23/2009 vs DET

LONGEST PERSONAL STREAKS:

Goals:3 (1X) 03/26/2006 04/07/2006 (3G)

Assists: 3 (1X) 10/30/2006 11/07/2006 (3A)

Pts:4 (2X) 02/24/2009 03/03/2009 (2G-2A)

CUPS: NONE

2008-09 HIGHLIGHTS

Appeared in 27 games scoring eight goals and eight assists ... has played in 54 games for Quad City this season registering 15 goals and 37 assists (1st) for 52 points (1st) and 31 PIM ... recalled from Quad City (AHL) on Dec.15 ... had an assist in his first game of the season on Dec.16 CGY 6 @ STL 3 ... registered his second assist in as many games on Dec.17 CGY 3 @ MIN 2 (OT) ... reassigned to Quad City (AHL) on Dec.20 ... recalled from Quad City on Feb.20, and played on Feb.21 CGY 3 @ EDM 2 (SO) ... scored his second goal since being called up on March 1 TB 8 @ CGY 6 ... had two goals (including the game-tying goal) and an assist on Mar.12 CGY 6 @ DET 5 (SO) ... had his third multi-point game (1G, 1A) on Mar.28 MIN 2 @ CGY 3... **PLAYOFFS:** played in two post-season games.

CAREER HIGHLIGHTS

2007-08: Spent the first two months of the 2007-08 season in Russia playing 14 games for Moscow Dynamo before coming back to North America where he spent the remainder of the season with the Lake Erie Monsters (AHL) posting 33 points (13 goals, 20 assists) and 71 penalty minutes in 51 games... signed by the Calgary Flames for a second time on July 16 **2006-07:** Played for four teams during the season; CGY, PHX, NYR and San Antonio (AHL) ... recorded 28 points (9g, 19a) in the NHL including 10 points (4g, 6a) with CGY ... recorded 12 points (2g, 10a) on the PP ... posted three MP games including one with the Flames ... scored his 10th goal on Apr. 15 at LA ... scored his first goal with the Flames on Mar. 26 at DAL (Turco) ... posted three second period assists on Mar. 23 at STL (matching a career high for points/assists in a game) ... recorded his first point/assist with the Flames on Mar. 18 at NSH ... played in his first game with the Flames on Mar. 13 vs. COL ... acquired from PHX on Mar. 9 ... played three games with NYR scoring one goal and six PIMs before being traded to PHX on Oct. 18 for Jeff Taffe ... scored 18 points (5g, 13a) and 36 PIMs in 38 games PHX ... collected two assists and was +2 in 6-5 OT win vs. L.A. on Dec. 29 ... scored goals in back-to-back games, Dec. 20-22 ... registered career-high three points (3a) vs. CAR on Dec. 3 ... also played four games with San Antonio on a conditioning assignment posting three points (1g, 2a) ... **PLAYOFFS:** played in four games vs. ANA posting one assists while averaging 9:44 of ice-time ... posted a PP assist in GM3 at ANA on Apr. 25 ... **2004-05** - began the season with HC Forst Bolzano (Italy), registering 18 points (9g, 9a) in 14 games ... skated in 64 games with the Hartford Wolf Pack of the AHL, registering 41 points (14g, 27a), along with 146 PIMs ... ranked 5th on the Wolf Pack in assists and 6th in scoring ... named First Star for the second consecutive game on Apr. 9 vs. Providence, as he tallied a SH/GW goal and added an assist ... netted a hat trick, including a GW goal and SH goal and added an assist, tying the Wolf Pack season high for points in a game, on Mar. 2 vs. Manchester ... registered his first two-goal game of season in 3-1 victory vs. San Antonio on Feb. 23 ... contributed three assists in 6-5 win on Jan. 22 vs. Lowell ... scored GW goal in 3-2, shootout victory on Dec. 19 in Portland ... notched a goal in Wolf Pack season debut on Nov. 19 at Portland ... signed AHL contract with Wolf Pack on Nov. 16 ... led HC Bolzano in points and goals at the time of his leaving to join the Wolf Pack, and ranked 4th in Italy's Serie A in goals and T-5th in scoring ... **PLAYOFFS:** skated in six playoff contests for Hartford, registering two goals ... **2003-04** - appeared in 56 games with NYR posting 10 points (2g, 8a) ... skated in his 100th Rangers/NHL game on Mar. 12 at TB ... tallied a goal on Nov. 1 at MTL marking the first GW goal of his NHL career ... missed 23 games due to a knee injury ... **2002-03** - split the season between NYR and Hartford (AHL) ... scored 19 points (8g, 11a) and 22 PIMs in his rookie campaign with the NYR ... made his NHL debut on Oct. 9 at CAR ... registered his first NHL point/assist on Oct. 15 vs. TOR ... netted a pair of goals on Jan. 26 at WSH, marking his first career multi-goal game ... posted a career-high three-game point scoring streak from Jan. 8-11, registering three points (2g, 1a) over the span ... tallied his first NHL goal on Jan. 8 vs. CAR (Arturs Irbe) ... named the club's Rookie of the Year as selected by the Rangers Fan Club ... captured the 2002 Lars-Erik Sjöberg Award as the team's top rookie in training camp ... skated in 22 games with Hartford (AHL), registering nine 18 points (9g, 9a), along with 18 PIMs ... **PLAYOFFS:** played in two playoff games with Hartford ... **2001-02** - spent his first professional season with Hartford (AHL), registering 59 points (27g, 32a) in 79 games, along with 56 PIMs ... T-1st in the AHL among rookies with 32 assists and was 2nd among first-year players with 27 goals and 59 points ... Ranked 4th on the team with 27 goals and 59 points ... selected as the winner of club's Rookie of the Year Award as voted by the players ... named AHL Rookie of the Month for Feb., tallying 11 points (5g, 6a) and a plus-6 rating in 14 games ... recorded a six-game point scoring streak from Oct. 20-Nov. 9, tallying eight points (3g, 5a) over the span ... tallied his first professional goal in his pro debut on Oct. 6 at Albany ... **PLAYOFFS:** Skated in 10 post-season games, registering seven points (3g, 4a), along with 16 PIMs ... T-4th on the team with seven playoff points

INTERNATIONAL HIGHLIGHTS

2001: captured a bronze medal with Team Canada at the World Junior Championships in Moscow leading the team with seven points ... **2000:** won a gold medal with Canada at the World Junior Championships in Sweden scoring five points ... **1998:** won a gold medal with Canada at the Under-18 World Tournament in Slovakia

JUNIOR HIGHLIGHTS

Played in three season in the WHL with Moose Jaw and Seattle posting 216 points (96g, 120a) and 203 PIMs in 159 games ... **2000-01:** named to the WHL West First All-Star Team after posting 77 points in 52 games with Seattle ... ranked 2nd on the team in goals and PP goals (15), and T-2nd in points and GW goals (4) ... posted an 11-game point scoring streak from Oct. 27-Nov. 18, registering 18 points (10g, 8a) over the span ... added four goals and four assists for eight points in nine playoff games ... **1999-00:** appeared in 37 contests with Moose Jaw, collecting 21 goals and 27 assists ... notched an 11-game point scoring streak from Nov. 7-Dec. 5, collecting 20 points (eight goals, 12 assists) over the span ... **1998-99:** finished 2nd on Moose Jaw, 3rd among WHL rookies, and 11th in the league with 91 points (40 goals, 51 assists) in his first junior campaign ... skated in the 1999 WHL All-Star Game ... participated in the 1999 Top Prospects Game in Calgary, notching a goal for Team Cherry ... set records at the 1999 Top Prospects skill evaluation in the 60' sprint (2.541 seconds) and the 150' sprint (5.587 seconds) ... named to the WHL's Eastern Conference Second All-Star Team and the WHL All-Rookie Team ... captured team Rookie of the Year honors for Moose Jaw



CURTIS McELHINNEY



WE
ARE THE





1 CURTIS McELHINNEY ~ G

BORN: London, ON
DATE: May 23, 1983
HEIGHT: 6'2"
WEIGHT: 196 lbs.
CATCHES: Left

HOW ACQUIRED: 6th round (176th overall) in the 2002 Entry Draft

CAREER RECORD

Season	Club	Lea.	REGULAR SEASON							GAA	PLAYOFFS						
			GP	W	L	T	MINS	GA	SO		GP	W	L	MINS	GA	SO	GAA
2001-02	Colorado Col.	WCHA	9	6	0	1	441	15	1	2.04	-	-	-	-	-	-	-
2002-03	Colorado Col.	WCHA	*37	*25	6	5	*2147	85	4	2.37	-	-	-	-	-	-	-
2003-04	Colorado Col.	WCHA	19	10	6	1	1015	41	2	2.42	-	-	-	-	-	-	-
2004-05	Colorado Col.	WCHA	26	*21	4	1	1550	58	2	2.24	-	-	-	-	-	-	-
2005-06	Omaha	AHL	33	9	14	2	1621	68	3	2.52	-	-	-	-	-	-	-
2006-07	Omaha	AHL	57	35	17	1	3181	113	7	2.13	5	2	3	311	11	0	2.12
2007-08	Quad City	AHL	41	20	18	2	2320	88	3	2.28	-	-	-	-	-	-	-
	Calgary	NHL	5	0	2	0	150	5	0	2.00	-	-	-	-	-	-	-
2008-09	Calgary	NHL	14	1	6	1	518	31	0	3.59	1	0	0	33:46	1	0	1.76
TOTALS			NHL	19	1	8	1	668	36	0	3.23	-	-	-	-	-	-
			AHL	141	64	49	5	7122	269	13	2.27	5	2	3	311	11	0
			WCHA	91	62	16	8	5153	199	9	2.32	-	-	-	-	-	-

McELHINNEY VS THE NHL

Team	Regular Season							Playoffs						
	GP	W	L	OT	SO	GA	GAA SV%	GP	W	L	SHO	GA	SOG	GAA SV%
ANA	1	0	1	0	0	2	2.03 92	0	0	0	0	0	0	0
CAR	1	0	1	0	0	6	6 82.4	0	0	0	0	0	0	0
CHI	1	0	0	0	0	0	0 100	1	0	0	0	1	10	1.78 90
CLB	2	0	1	0	0	5	3.09 89.4	0	0	0	0	0	0	0
COL	1	0	1	0	0	6	6 84.6	0	0	0	0	0	0	0
DET	2	0	1	1	0	6	3.64 89.8	0	0	0	0	0	0	0
EDM	2	1	0	0	0	3	2.65 92.7	0	0	0	0	0	0	0
MIN	1	0	0	0	0	0	0 0	0	0	0	0	0	0	0
NJ	1	0	0	0	0	0	0 100	0	0	0	0	0	0	0
OTT	1	0	0	0	0	0	0 100	0	0	0	0	0	0	0
SJ	2	0	0	0	0	3	2.81 89.3	0	0	0	0	0	0	0
STL	1	0	1	0	0	2	2.03 88.2	0	0	0	0	0	0	0
TB	1	0	1	0	0	2	6.32 83.3	0	0	0	0	0	0	0
TOR	1	0	1	0	0	1	3.75 85.7	0	0	0	0	0	0	0
VAN	1	0	0	0	0	0	0 0	0	0	0	0	0	0	0
Totals	19	1	8	1	0	36	3.23 89.1	1	0	0	0	1	10	1.78 90

NHL HIGHLIGHTS

FIRSTS

First GP: 11/25/07 at STL
 First Win: 04/11/09 vs. EDM
 First Shutout: N/A

MOSTS: MOST RECENTLY

Shots Faced:
 39 (2x) 12/10/08 at DET,
 01/18/09 at COL
 Saves: 35 (2x) 12/10/08 at DET,
 04/11/09 vs. EDM
 GA: 6 (2x) 01/18/09 at COL,
 03/06/09 at CAR
 Career Shutouts: 0
 Longest Win Streak:
 04/11/09-current
 Shutout sequence:
 N/A

SHOOTOUT RECORD: HAS NEVER PARTICIPATED IN A SHOOTOUT

Penalty Shots Faced: N/A

CUPS: NONE

2008-09 HIGHLIGHTS

Played in his first NHL season appearing in 14 games (1-6-1-0) with a 3.59 GAA and .889 save percentage ... made his 2008-09 debut making 25 saves on 28 shots on Nov.8 CGY 1 @ CLB 3 ... played the final 40 minutes making 24 saves on 26 shots on Nov.13 CGY 1 @ SJ 6 ... made his second start of the season, making 35 saves on 39 shots on Dec.10 CGY 3 @ DET 4 (OT) ... came in for the 3rd period stopping all seven shots he faced on Jan.4 CGY 2 @ CHI 5 ... started his 3rd game of the season making 33 saves in the loss on Jan.18 CGY 2 @ COL 6 ... started his first career home game making 23 saves on Feb.7 ANA 2 @ CGY 1 ... earned his first NHL win on Apr.11 EDM 1 @ CGY 4 making 35 saves on 36 shots. **PLAYOFFS:** Played in his first NHL playoff game making nine saves on 10 shots in 24:31 of ice time on Apr.25 CGY 1 @ CHI 5.

CAREER HIGHLIGHTS

2007-08: Returned to the line-up on Oct.13 CGY 7 @ NSH 4 after missing three games with a knee injury to start the season ... played in his first NHL game playing 23 minutes and allowing one goal on Oct.22 SJ 4 @ CGY 1... reassigned to Quad City on Oct.23 ... recalled to Calgary on Nov.19 ... made his first NHL start on Nov.25 CGY 0 @ STL 3 making 15 saves, and was named as the games 3rd star ... played 35 minutes in relief making 18 saves on 20 shots on Nov.27 CGY 3 @ DET 5 ... reassigned on Jan.16 to Quad City ... recalled to Calgary on Apr.15 ... **QUAD CITY HIGHLIGHTS:** Finished the season with three shutouts, an impressive .911 save percentage, and 20 wins in 41 games ... T-7th in the AHL in goals against average (2.28) ... made his Quad City Flames debut on Oct. 24th in Milwaukee ... recorded his first win as a Quad City Flame on Oct. 9th in a 4-1 win vs. Houston ... earned first star honors, while establishing a franchise record with 37 saves, in a 3-1 win over Grand Rapids on Nov. 13th ... played his 100th career AHL game on Nov. 15th vs. Lake Erie ... earned the first shutout in Quad City Flames history after making 27 saves on Nov. 17th vs. Iowa and earned first star honors in the win ... one of four Quad City Flames recalled to Calgary on April 15th following the conclusion of the AHL regular season ... **2006-07:** Holds the Omaha Ak-Sar-Ben Knights franchise record for goaltender victories with 44 ... and was named to the AHL Canadian All-Star Team during the 2005-06 season ... tied for the AHL lead in shutouts (7) ... finished second amongst AHL goalies in goals against average (2.13) ... ranked 3rd in the AHL in wins (35) ... recorded the fourth highest minutes played total (3,180 minutes) amongst AHL goalies ... was the AHL Goaltender of the Month in April after going 6-0-1 with a 1.26 goals against average and a .940 save percentage ... made 12 saves on April 6th vs. San Antonio to earn his 7th shutout of the year ... tied a season high with 39 saves vs. Chicago on March 16th ... named the AHL Player of the Week (Feb. 19th through 25th) for the second time during the 2006-07 season after going 3-0-0 with two shutouts, a 0.97 goals against average and a .969 save percentage during the week ... recorded back-to-back shutouts on Feb. 23rd vs. Milwaukee and Feb. 24th vs. Chicago ... shutout Grand Rapids following a season-high 39 saves on Jan. 12th ... recorded back-to-back shutouts vs. Houston on Dec. 2nd and 7th ... recorded his first shutout of the year with a 27 save performance vs. Syracuse on Oct. 20th ... **PLAYOFFS:** Played in five of the six games vs. Iowa ... registering a 2.12 GAA and a 2-3 record ... **2005-06:** Played in 33 games for the Omaha Ak-Sar-Ben Knights (AHL) registering a 2.52 GAA and a 9-14 record along with 3 shutouts.

COLLEGE HIGHLIGHTS

Played 90 collegiate games at Colorado College with a record of 62-15-8 during his college career ... selected by the Calgary Flames in the 6th Round (176th Overall) of the 2002 NHL Entry Draft.



BRIAN
McGRATTAN



WE
ARE





10 BRIAN McGRATTAN ~ RW

BORN: Hamilton, ON
DATE: September 2, 1981
HEIGHT: 6'4"
WEIGHT: 236 lbs.
SHOOTS: Right

DRAFTED: LA 4th round (104th overall)
 of the 1999 NHL Entry Draft
HOW ACQUIRED: Signed as a free agent on July 11, 2009.

CAREER RECORD

Season	Club	Lea.	REGULAR SEASON						PLAYOFFS					
			GP	G	A	PTS	PIM		GP	G	A	PTS	PIM	
2002-03	Binghamton	AHL	59	9	10	19	173		1	0	0	0	0	
2003-04	Binghamton	AHL	66	9	11	20	327		1	0	0	0	0	
2004-05	Binghamton	AHL	71	7	1	8	551		6	0	2	2	28	
2005-06	Ottawa	NHL	60	2	3	5	141		-	-	-	-	-	
2006-07	Ottawa	NHL	45	0	2	2	100		-	-	-	-	-	
2007-08	Ottawa	NHL	38	0	3	3	46		-	-	-	-	-	
2008-09	Phoenix	NHL	5	0	0	0	22		-	-	-	-	-	
	San Antonio	AHL	1	0	0	0	2		-	-	-	-	-	
TOTALS			NHL	148	2	8	10	309	-	-	-	-	-	
			AHL	197	25	22	47	1053	8	0	2	2	28	

McGRATTAN VS NHL

TEAM	Regular Season					Playoffs				
	GP	G	A	PTS	PIM	GP	G	A	PTS	PIM
Anaheim	2	0	0	0	10	0	0	0	0	0
Atlanta	6	1	0	1	4	0	0	0	0	0
Boston	14	0	0	0	30	0	0	0	0	0
Buffalo	13	0	1	1	44	0	0	0	0	0
Carolina	9	0	2	2	10	0	0	0	0	0
Calgary	3	0	0	0	4	0	0	0	0	0
Chicago	2	0	0	0	10	0	0	0	0	0
Columbus	1	0	0	0	7	0	0	0	0	0
Colorado	1	0	0	0	0	0	0	0	0	0
Edmonton	1	0	1	1	0	0	0	0	0	0
Florida	5	0	1	1	5	0	0	0	0	0
Los Angeles	2	0	0	0	19	0	0	0	0	0
Minnesota	1	0	0	0	5	0	0	0	0	0
Montreal	12	0	0	0	12	0	0	0	0	0
New Jersey ...	7	1	1	2	21	0	0	0	0	0
NY Islanders ..	9	0	0	0	19	0	0	0	0	0
NY Rangers ...	8	0	0	0	21	0	0	0	0	0
Nashville	1	0	0	0	0	0	0	0	0	0
Philadelphia ..	9	0	1	1	28	0	0	0	0	0
Phoenix	1	0	0	0	0	0	0	0	0	0
Pittsburgh	6	0	0	0	15	0	0	0	0	0
San Jose	2	0	0	0	5	0	0	0	0	0
Tampa Bay	7	0	0	0	0	0	0	0	0	0
Toronto	15	0	1	1	30	0	0	0	0	0
Vancouver	2	0	0	0	0	0	0	0	0	0
Washington ...	9	0	0	0	10	0	0	0	0	0
Totals	148	2	8	10	309	0	0	0	0	0

NHL HIGHLIGHTS

FIRSTS:

First GP: 05/10/05 at TOR
First Goal: 11/19/2005 vs NJ
First Asst: 01/14/2006 at EDM

MOSTS/MOST RECENTLY

Goals: 1 (2X) 04/03/2006 vs ATL
Assists: 1 (8X) 12/12/2007 at CAR
Points: 1 (10X) 12/12/2007 at CAR (0G-1A)
SOG: 3 (4X) 12/05/2006 at NYI
PIM: 14 (2X) 12/19/2006 vs BOS
+/-: 2 (1X) 10/29/2005 at TOR

LONGEST PERSONAL STREAKS:

Goals : 1 (2X) 04/03/2006 04/03/2006 (1G)
Assists : 1 (8X) 12/12/2007 12/12/2007 (1A)
Pts : 1 (10X) 12/12/2007 12/12/2007 (0G-1A)

CUPS: NONE

2008-09 HIGHLIGHTS

Missed the majority of the 2008-09 season ... made his PHX debut on October 23 vs. WSH ... played 5 games registering 22 minutes in penalties ... played one game in San Antonio (AHL).

CAREER HIGHLIGHTS

2007-08: Appeared in 38 games for Ottawa, recording 0-3-3 and 46 PIM ... Tied his career-high for assists in a season (3) ... Registered a season-high 7:55 TOI vs. BOS, Jan. 31 ... Collected an assist in a win at CAR, Dec. 12 ... Notched an assist vs. PHI, Nov. 24 ... Registered his first point of the season with an assist vs. FLA, Oct. 20 ... **2006-07:** Appeared in 45 games for Ottawa, recording 0-2-2 and 100 PIM ... Tied for 19th in the League in major penalties (10) ... Missed one game to injury... Played 100th career NHL game on vs. VAN, Jan. 1 ... Had an assist at TOR, Dec. 30 ... Tied his career-high with 14 PIM vs. BOS, Dec. 19 ... Recorded his season-high 8:40 TOI at NSH, Dec. 14 ... Notched his first point of the season with an assist at CAR, Nov. 4 ... **2005-06:** Played in 60 games for the Senators, recording 2-3-5 and 141 PIM ... Established career-highs in goals (2), assists (3), points (5), games played (60) and PIM (141) ... Scored a goal vs. ATL, Apr. 3 ... Reached 100 career penalty minutes vs. TOR, Jan. 23 ... Registered a career-high 9:01 TOI vs. PHX, Jan. 10 ... Scored first NHL goal vs. NJ, Nov. 19 ... Recorded 141 penalty minutes on 38 infractions; led NHL with 19 fighting majors ... Missed four games to injury ... **2004-05:** Played third pro season with Binghamton (AHL), recording 7-1-8 in 71 games ... Broke AHL single-season penalty minute record (551) ... Recorded two assists against Wilkes-Barre for first career pro playoff points, Apr. 23 ... Surpassed former record of 522 penalty minutes in first-period fight against Rochester's Sean McMorrow, Apr. 8 ... Reached 500-penalty-minute plateau for season and 1,000 for AHL career with 12 PIM (and scored a goal) at Bridgeport, Apr. 3 ... Surpassed single-season franchise record with 22 PIM at Albany to bring then total to 345, Feb. 12 ... Scored game-winner against Rochester, Jan. 15 ... Ended 61-game goal drought with first pro two-goal game, including game-winner, vs. Albany, Dec. 22 ... **2003-04:** Played in 66 games with Binghamton (AHL), recording 9-11-20 and 327 PIM ... Set career highs in assists (11) and points (20) ... Scored power-play goal in home opener vs. Rochester, Oct. 11 ... Set single-game franchise record with 40 PIM at Syracuse, Feb. 13 ... Scored power-play goal and broke 200-PIM mark with 17 PIM in 100th career AHL game, Jan. 31 ... Missed five games following two suspensions ... **2002-03:** Played in 59 games with Binghamton Senators (AHL) and finished with 9-10-19 and 173 PIM ... Recorded the first assist – and his first pro point – in Binghamton franchise history, setting up Jeff Ulmer's power-play goal against Bridgeport, Oct. 11 ... Scored first pro goal at Rochester, Nov. 1 ... Had first pro career two-point game vs. Rochester, Dec. 14

JUNIOR HIGHLIGHTS

2001-02: Attended Detroit's prospects camp and tournament in September ... Played in 60 OHL games for Mississauga, Owen Sound, Oshawa and Sault Ste. Marie ... Recorded 20-15-35 and 159 PIM on the season ... Was Mississauga's team captain ... Traded from Mississauga to Owen Sound in October ... Traded from Owen Sound to Oshawa in October ... Traded from Oshawa to Sault Ste. Marie in January ... **2000-01:** Recorded 20-9-29 and 83 PIM in 31 games for Mississauga ... **1999-00:** Combined for 11-21-32 and 245 PIM in 67 games for Sudbury and Mississauga (OHL) ... **1998-99:** Appeared in 59 OHL games for Guelph and Sudbury, collecting 8-13-21 and 168 PIM



DAVID
MOSS



WE
ARE





25 DAVID MOSS ~ RW

BORN: Livonia, MI
DATE: December 28, 1981
HEIGHT: 6'3"
WEIGHT: 201 lbs.
SHOOTS: Right

HOW ACQUIRED: 7th round (220th overall) in the 2001 Entry Draft

CAREER RECORD

Season	Club	Lea.	REGULAR SEASON					PIM	PLAYOFFS				
			GP	G	A	PTS			GP	G	A	PTS	PIM
1999-00	Catholic Central	HS	28	18	20	38		20	-	-	-	-	-
2000-01	St. Louis	NAJHL	9	2	2	4		2	-	-	-	-	-
	Cedar Rapids	USHL	51	20	18	38		14	4	0	1	1	2
2001-02	U. of Michigan	CCHA	43	4	9	13		10	-	-	-	-	-
2002-03	U. of Michigan	CCHA	43	14	17	31		37	-	-	-	-	-
2003-04	U. of Michigan	CCHA	38	8	12	20		18	-	-	-	-	-
2004-05	U. of Michigan	CCHA	38	10	20	30		26	-	-	-	-	-
2005-06	Omaha	AHL	63	21	27	48		28	-	-	-	-	-
2006-07	Omaha	AHL	28	9	12	21		22	-	-	-	-	-
	Calgary	NHL	41	10	8	18		12	6	0	1	1	0
2007-08	Calgary	NHL	41	4	7	11		10	5	1	1	2	4
2008-09	Calgary	NHL	81	20	19	39		22	6	3	0	3	0
TOTALS		NHL	163	34	34	68		44	17	4	2	6	4
		AHL	91	30	39	69		50	-	-	-	-	-
		CCHA	162	36	58	94		91	-	-	-	-	-

MOSS VS NHL

TEAM	Regular Season					Playoffs				
	GP	G	A	PTS	PIM	GP	G	A	PTS	PIM
Anaheim.....	6	1	0	1	2	0	0	0	0	0
Atlanta.....	1	0	0	0	0	0	0	0	0	0
Boston.....	1	0	0	0	0	0	0	0	0	0
Buffalo.....	2	1	0	1	0	0	0	0	0	0
Carolina.....	1	0	0	0	2	0	0	0	0	0
Chicago.....	8	1	0	1	0	6	3	0	3	0
Columbus.....	8	1	1	2	4	0	0	0	0	0
Colorado.....	17	4	3	7	6	0	0	0	0	0
Dallas.....	9	1	0	1	0	0	0	0	0	0
Detroit.....	8	1	5	6	6	6	0	1	1	0
Edmonton.....	17	2	1	3	2	0	0	0	0	0
Florida.....	2	1	0	1	0	0	0	0	0	0
Los Angeles.....	10	3	4	7	4	0	0	0	0	0
Minnesota.....	16	1	3	4	6	0	0	0	0	0
Montreal.....	2	1	0	1	0	0	0	0	0	0
New Jersey.....	1	0	1	1	0	0	0	0	0	0
NY Islanders.....	1	0	0	0	2	0	0	0	0	0
NY Rangers.....	1	1	0	1	0	0	0	0	0	0
Nashville.....	9	1	5	6	2	0	0	0	0	0
Ottawa.....	2	3	0	3	0	0	0	0	0	0
Philadelphia.....	1	0	0	0	0	0	0	0	0	0
Phoenix.....	6	1	4	5	0	0	0	0	0	0
Pittsburgh.....	1	0	0	0	0	0	0	0	0	0
San Jose.....	7	2	1	3	4	5	1	1	2	4
St. Louis.....	7	3	1	4	0	0	0	0	0	0
Tampa Bay.....	2	0	2	2	0	0	0	0	0	0
Toronto.....	2	0	0	0	0	0	0	0	0	0
Vancouver.....	14	5	2	7	4	0	0	0	0	0
Washington.....	1	0	1	1	0	0	0	0	0	0
Totals.....	163	34	34	68	44	17	4	2	6	4

NHL HIGHLIGHTS

FIRSTS:

First GP: 12/19/2006 at LA
First Goal: 12/19/2006 at LA
First Asst: 01/15/2007 at NSH

MOSTS: MOST RECENTLY

Goals: 3 (1X) 03/03/2009 at OTT
Assists: 2 (6X) 03/23/2009 vs DET
Points: 3 (1X) 03/03/2009 at OTT (3G-0A)
SOG: 9 (1X) 01/15/2009 at SJ
PIM: 2 (22X) 03/12/2009 at DET
+/-
3 (2X) 04/11/2009 vs EDM

LONGEST PERSONAL STREAKS:

Goals: 4 (1X) 11/29/2008 12/07/2008 (4G)
Assists: 2 (5X) 02/27/2009 03/01/2009 (3A)
Pts: 4 (1X) 11/29/2008 12/07/2008 (4G-0A)

CUPS: NONE

2008-09 HIGHLIGHTS

Finished the regular season playing in 81 games scoring 39 points (20G, 19A) ... was one of six Flames to score 20 goals or more ... fourth on the team in PP goals (8) ... set career highs in games played (81), goals (20), assists (19), points (39), PIM (22), PPG (8), GWG (4) ... led the team in goals (4) and tied for points (7) in the preseason ... had his first multi-point game of the season with a pair of assists on Nov.4 PHX 4 @ CGY 2 ... played in his 100th career NHL game on Nov.13 CGY 1 @ SJ 6 ... scored the game winning goal on Nov.29 VAN 1 @ CGY 3 ... scored the Flames lone goal, and had a career high in shots (8) on Dec.2 DAL 3 @ CGY 1 ... scored the games tying goal, and has goals in three consecutive games on Dec.5 CGY 4 @ STL 3 OT ... set a career high with a four game goal scoring streak on Dec.7 CGY 3 @ NYR 0 ... had a goal and an assist in his home state on Dec.10 CGY 3 @ DET 4 (OT), his 5th goal in six games ... set a career high with his 12th goal on Dec.23 ANA 3 @ CGY 4 ... scored the game winning goal on Jan.13 STL 1 @ CGY 3 ... added a pair of assists on Feb.14 CGY 7 @ PHX 5 ... added a pair of assists on March 1 TB 8 @ CGY 6 ... collected his first career hat trick, including the GWG on March 3 CGY 6 @ OTT 3 ... missed the game on March 8 (personal) ... scored his 20th goal of the season on Apr.6 LA 1 @ CGY 4. **PLAYOFFS:** Appeared in all six Flames playoff games scoring three goals ... scored his second career playoff goal on Apr.16 CGY 2 @ CHI 3 OT ... registered his first career multi-goal playoff game, including the game winner on Apr.20 CHI 2 @ CGY 4

CAREER HIGHLIGHTS

2007-08: Played in 41 games after suffering through an injury plagued season ... registered four goals and seven assists along with ten minutes in penalties ... returned to action after missing the first two games of the season with a shoulder injury on Oct.10 CGY 2 @ DET 4 ... had his first point of the season with an assist on Oct.16 CGY 4 @ COL 5 SOL ... left the game with a head injury on Oct.20 EDM 1 @ CGY 4 ... earned an assist setting up former college team-mate Eric Nystrom on his 1st NHL goal on Oct.30 NSH 1 @ CGY 5 ... left the game with a leg injury on Dec.1 CLB 4 @ CGY 3 OT ... missed 19 games with a leg injury, returned Jan.15 ... scored his second goal of the season on Jan.16 CGY 3 @ MIN 2 (SO) ... scored his 3rd goal of the season on Mar.30 CGY 2 @ VAN 6 ... registered his first multi-point game of the season with a goal and an assist on Apr.5 CGY 7 @ VAN 1 ... **PLAYOFFS:** Played in five playoff games registering two points (1G, 1A) including scoring his first career playoff goal on Apr.17 CGY 3 @ SJ 4 ... **2006-07:** In his rookie NHL season, played in 41 games notching 10 goals, eight assists for 18 points and 12 PIMs ... Recalled from Omaha on Dec.19 ... played his first NHL game and scored the game winning goal on his first shot on net on Dec.19 @ LA (W 5-3) ... reassigned to Omaha on Dec.22 ... recalled from Omaha on Dec.26 ... scored his 2nd career goal, in his 2nd career game, on his 2nd career shot on net on Dec.26 vs. VAN (L 3-1) ... set a new Calgary Flames record as the only rookie to score in his first three games on Dec.27 @ VAN (OTL 6-5) ... scored the game tying goal with 1:38 remaining on Jan.4 vs. FLA (W/OT 5-4) ... scored one goal on Jan.11 @ COL (W 7-3) ... had his first multi-point game of his NHL career and registered his first ever NHL assist on Jan.15 @ NSH (L 5-3) ... reassigned to Omaha on Jan.21 ... recalled from Omaha on Jan.25 ... registered two assists for the second time this season on Jan.30 vs. LA (W 4-1) ... scored a power play goal on Feb.10 @ BUF (L/SO 3-2) ... missed three games with facial injuries (Feb.20-24) ... scored in his first game back on Feb.26 vs. PHX (W 5-2) ... scored his 8th goal of the season, had a career high 6 shots, and tied a career high with a +2 on Mar.3 @ EDM (W 4-2) ... tied a career high with two points (1+1) on Mar.12 vs. STL (W 5-4 SO), and was named as the games 3rd star ... returned after missing six games on Apr.3 vs. COL (L 4-3) ... scored his 10th goal of the season to lead all rookies on the Flames in goals and points (18) on Apr.8 @ COL (L 6-3) ... **PLAYOFFS:** Played in all six games vs. DET ... scored his first career playoff point with an assist on Apr. 17 (W 3-2) ... **2005-06:** Led the Ak-Sar-Ben Knights' in rookie scoring netting 21 goals, 27 assists for 48 points ... led the team with 16 PP goals and six first goals ... scored his first two pro goals in the same game against Houston on October 18 ... set a team record by scoring goals in five straight games from February 16-24 ... matched a team high with four points (2G, 2A) vs. Houston on March 12 ... missed the final 15 games of the regular season with an injury.

COLLEGE HIGHLIGHTS

2004-05: Received U-M's Howard Colby Award for sportsmanship ... set career highs in assists (20), game-winning goals (2) and tied power-play goals (4) ... ended career with 21 multi-point games ... notched 50th career assist at Notre Dame (Dec. 4) ... obtained the Richard Yarmain Scholarship for Men's Ice Hockey ... **2003-04:** Missed five contests in December with a high ankle injury, the first games he sat out in his college career ... appeared in his 100th game for U-M against Wisconsin on Nov. 28 ... received Jack Roth Scholarship for Men's Ice Hockey ... **2002-03:** Received the Alton D. Simms Trophy as the Wolverines' most improved player ... ranked 5th on the team in points with 31 (14G, 17A) ... received Harry and Ruth MacDuff Scholarship for Ice Hockey ... **2001-02:** Recipient of the Howard Colby Award, given to the player who exhibited the best sportsmanship ... one of four players and two freshmen to skate in all 44 games ... netted first career goal for his first collegiate point in 6-3 win over No. 6 Providence in the semifinals of the Maverick Stampede (Oct. 12) ... received Vic Heyliger Champions Scholarship for Ice Hockey.




ERIC NYSTROM



WE
ARE





23 ERIC NYSTROM - LW

BORN: Syosset, NY
DATE: February 14, 1983
HEIGHT: 6'1"
WEIGHT: 196 lbs.
SHOOTS: Left

HOW ACQUIRED: 1st round (10th overall) in the 2002 NHL Entry Draft

CAREER RECORD

Season	Club	Lea.	REGULAR SEASON					PLAYOFFS				
			GP	G	A	PTS	PIM	GP	G	A	PTS	PIM
1999-00	Team USA	USDP-17	55	7	16	23	57	-	-	-	-	-
2000-01	Team USA	USDP-18	66	15	17	32	102	-	-	-	-	-
2001-02	U. of Michigan	CCHA	40	18	13	31	42	-	-	-	-	-
	United States	WJC	7	0	0	0	0	-	-	-	-	-
2002-03	U. of Michigan	CCHA	39	15	11	26	24	-	-	-	-	-
	United States	WJC	7	1	2	3	2	-	-	-	-	-
2003-04	U. of Michigan	CCHA	43	10	12	22	50	-	-	-	-	-
2004-05	U. of Michigan	CCHA	38	13	19	32	33	-	-	-	-	-
2005-06	Calgary	NHL	2	0	0	0	0	-	-	-	-	-
	Omaha	AHL	78	15	18	33	37	-	-	-	-	-
2006-07	Omaha	AHL	12	2	0	2	0	5	0	0	0	2
2007-08	Quad City	AHL	18	4	3	7	15	-	-	-	-	-
	Calgary	NHL	44	3	7	10	48	7	0	0	0	2
2008-09	Calgary	NHL	76	5	5	10	89	6	2	2	4	0
	TOTALS	NHL	122	8	12	20	137	13	2	2	4	2
		AHL	108	21	21	44	52	5	0	0	0	2
		CCHA	160	56	55	111	149	-	-	-	-	-

NYSTROM VS NHL

TEAM	Regular Season					Playoffs				
	GP	G	A	PTS	PIM	GP	G	A	PTS	PIM
Anaheim.....	6	1	0	1	2	0	0	0	0	0
Atlanta.....	1	0	0	0	0	0	0	0	0	0
Boston.....	1	0	0	0	0	0	0	0	0	0
Buffalo.....	2	1	0	1	0	0	0	0	0	0
Carolina.....	1	0	0	0	2	0	0	0	0	0
Chicago.....	8	1	0	1	0	6	3	0	3	0
Columbus.....	8	1	1	2	4	0	0	0	0	0
Colorado.....	17	4	3	7	6	0	0	0	0	0
Dallas.....	9	1	0	1	0	0	0	0	0	0
Detroit.....	8	1	5	6	6	6	0	1	1	0
Edmonton.....	17	2	1	3	2	0	0	0	0	0
Florida.....	2	1	0	1	0	0	0	0	0	0
Los Angeles.....	10	3	4	7	4	0	0	0	0	0
Minnesota.....	16	1	3	4	6	0	0	0	0	0
Montreal.....	2	1	0	1	0	0	0	0	0	0
New Jersey....	1	0	1	1	0	0	0	0	0	0
NY Islanders...	1	0	0	0	2	0	0	0	0	0
NY Rangers...	1	1	0	1	0	0	0	0	0	0
Nashville.....	9	1	5	6	2	0	0	0	0	0
Ottawa.....	2	3	0	3	0	0	0	0	0	0
Philadelphia....	1	0	0	0	0	0	0	0	0	0
Phoenix.....	6	1	4	5	0	0	0	0	0	0
Pittsburgh.....	1	0	0	0	0	0	0	0	0	0
San Jose.....	7	2	1	3	4	5	1	1	2	4
St. Louis.....	7	3	1	4	0	0	0	0	0	0
Tampa Bay.....	2	0	2	2	0	0	0	0	0	0
Toronto.....	2	0	0	0	0	0	0	0	0	0
Vancouver.....	14	5	2	7	4	0	0	0	0	0
Washington....	1	0	1	1	0	0	0	0	0	0
Totals.....	122	8	12	20	137	13	2	2	4	2

NHL HIGHLIGHTS

FIRSTS:

First GP:..... 10/10/2005 at COL

First Goal:..... 10/30/2007 vs NSH

First Asst:..... 11/17/2007 at EDM

MOSTS: MOST RECENTLY

Goals: 2 (1X) 04/05/2008 at VAN

Assists: 2 (2X) 04/05/2008 at VAN

Points:..... 4 (1X) 04/05/2008 at VAN (2G-2A)

SOG: 6 (1X) 12/06/2007 vs PIT

PIM: 17 (1X) 03/06/2009 at CAR

+/-: 4 (1X) 04/05/2008 at VAN

LONGEST PERSONAL STREAKS:

Goals: 1 (7X) 03/28/2009 03/28/2009 (1G)

Assists: 1 (10X)..... 02/09/2009 02/09/2009 (1A)

Pts: 3 (1X) 12/27/2008 12/31/2008 (1G-2A)

CUPS: NONE

2008-09 HIGHLIGHTS

Appeared in 76 games scoring 10 points (5G, 5A) and 89 PIM ... had nine fighting majors ... scored his first goal of the season on Nov.1 CGY 3 @ LA 2 ... scored a short handed game winning goal on Dec.29th MIN 1 @ CGY 2 ... played in his 100th career game on Feb.24 CLB 1 @ CGY 4 ... scored the game winning goal on Mar.18 DAL 1 @ CGY 2 ... had the game winning goal on Mar.28 MIN 2 @ CGY 3. **PLAYOFFS:** Scored his first career playoff goal on Apr.20 CHI 2 @ CGY 4 ... registered his first career multi-point game in the playoffs with the game winning goal and two assists, and a team high five hits on Apr.22 CHI 4 @ CGY 6 ... finished the post-season playing in all six games collecting 4 points (2G, 2A).

CAREER HIGHLIGHTS

2007-08: Finished with a career high in NHL games (44), goals (3), assists (7), points (10) and penalty minutes (48) ... started the season playing four games with the Quad City Flames (AHL) recording one goal and one assists with 6 minutes in penalties before being recalled from to the Flames on Oct.21 ... played in his first game of the season for the Flames on Oct.22 SJ 4 @ CGY 1 ... assigned to Quad City on Oct.27 ... recalled from to Calgary on Oct.29 ... scored his first ever NHL goal and had a team high in blocked shots (3) on Oct.30 NSH 1 @ CGY 5 ... had his first ever NHL fight (vs. Foster) on Nov.3 CGY 1 @ MIN 4 ... collected his first two assists in the NHL and first multi-point game (2A) on Nov. 17 CGY 3 @ EDM 1 ... assigned to Quad City on Jan.22 ... recalled to Calgary on Feb.29 ... had a career high two goals and two assists (including setting up Iginla's 50th goal) on Apr.5 CGY 7 @ VAN 1 ... **PLAYOFFS:** Played in all seven playoff games recording two minutes in penalties and averaging 7:38 of ice time ... played in his first career playoff game on Apr.9 CGY 3 @ SJ 2. **2006-07:** Ranked as the fifth best prospect in the Calgary organization by the 2007 edition of The Hockey News Future Watch ... missed 68 regular season games with injury ... recorded a game-winning goal on Nov. 11th vs. Syracuse ... **PLAYOFFS:** Played in five of the six games vs. Iowa registering 2 PIMS ... 2005-06: Earned two games with the Calgary Flames, making his NHL debut at Colorado on Oct.10 ... second in Ak-Sar-Ben Knights' rookie scoring notching 15 goals, 18 assists for 33 points ... scored his first pro goal against San Antonio on Nov.17 ... set the team record for fastest goal to start a game when he scored 49 seconds into the first period against Manitoba on March 3.

COLLEGE HIGHLIGHTS

Played four seasons at the University of Michigan (CCHA) posting 111 points (56G, 55A) and 149 PIMs in 160 games ... was team captain with Michigan ... finished first in the CCHA three out-of-four seasons (2004-05, 2002-03 and 2001-02) and finished second ... **2003-04:** Scored 22 points (10G, 12A) in 43 games ... **2002-03:** Posted 26 points on 15 goals and 11 assists in 39 games ... was 4th on the team in goals (15) ... **2001-02:** Played in his first season at University of Michigan posting 31 points (18G, 13A) in 40 games ... finished 2nd on the team in goals (18) and 4th in points (31) ... was named to the CCHA All-Rookie Team.




ADAM
PARDY



WE
ARE





7 ADAM PARDY ~ D

BORN: Bonavista, NF
DATE: May 29, 1984
HEIGHT: 6'5"
WEIGHT: 218 lbs.
SHOOTS: Left

HOW ACQUIRED: 6th round (173rd overall) in the 2004 Draft

CAREER RECORD

REGULAR SEASON								PLAYOFFS					
Season	Club	Lea.	GP	G	A	PTS	PIM	GP	G	A	PTS	PIM	
2002-03	Yarmouth	MJHL	1	0	0	0	2	-	-	-	-	-	
	Antigonish	MJHL	31	5	16	21	42	-	-	-	-	-	
	Cape Breton	QMJHL	7	0	1	1	2	2	0	0	0	0	
2003-04	Cape Breton	QMJHL	68	4	12	16	137	5	0	1	1	8	
2004-05	Cape Breton	QMJHL	69	12	27	39	163	5	2	2	4	8	
2005-06	Omaha	AHL	24	0	0	0	18	-	-	-	-	-	
	Las Vegas	ECHL	41	1	11	12	55	10	2	1	3	12	
2006-07	Omaha	AHL	70	2	6	8	60	6	1	1	2	0	
2007-08	Quad City	AHL	65	5	13	18	67	-	-	-	-	-	
2008-09	Calgary	NHL	60	1	9	10	69	6	0	2	2	5	
TOTALS		NHL	60	1	9	10	69	6	0	2	2	5	
		AHL	200	8	30	38	200	6	1	1	2	0	
		ECHL	41	1	11	14	55	10	2	1	3	12	
		QMJHL	144	16	40	56	302	12	2	3	5	16	

PARDY VS NHL

TEAM	Regular Season					Playoffs				
	GP	G	A	PTS	PIM	GP	G	A	PTS	PIM
Anaheim	4	0	1	1	0	0	0	0	0	0
Buffalo	1	0	0	0	4	0	0	0	0	0
Carolina	1	0	0	0	0	0	0	0	0	0
Chicago	3	0	0	0	4	6	0	2	2	5
Columbus	3	0	0	0	14	0	0	0	0	0
Colorado	4	0	0	0	0	0	0	0	0	0
Dallas	3	0	0	0	0	0	0	0	0	0
Detroit	2	0	0	0	0	0	0	0	0	0
Edmonton	4	0	1	1	4	0	0	0	0	0
Florida	1	0	1	1	2	0	0	0	0	0
Los Angeles	3	0	0	0	4	0	0	0	0	0
Minnesota	6	0	0	0	2	0	0	0	0	0
Montreal	2	0	1	1	4	0	0	0	0	0
NY Islanders	1	1	0	1	2	0	0	0	0	0
NY Rangers	1	0	0	0	0	0	0	0	0	0
Nashville	2	0	0	0	0	0	0	0	0	0
Ottawa	2	0	2	2	2	0	0	0	0	0
Phoenix	2	0	1	1	2	0	0	0	0	0
San Jose	4	0	1	1	8	0	0	0	0	0
St. Louis	4	0	1	1	11	0	0	0	0	0
Tampa Bay	1	0	0	0	0	0	0	0	0	0
Toronto	1	0	0	0	2	0	0	0	0	0
Vancouver	5	0	0	0	4	0	0	0	0	0
Totals	60	1	9	10	69	6	0	2	2	5

NHL HIGHLIGHTS

FIRSTS:

First GP:09/10/08 at VAN

First Asst:12/12/08 vs FLA

First Goal:08/01/09 vs NYI

MOSTS/MOST RECENTLY

Goals:..... 1 (1X) 01/08/2009 vs NYI

Assists: 1 (9X) 03/03/2009 6 at OTT

Points: 1 (10X) 03/03/2009 at OTT (0G-1A)

SOG: 3 (2X) 12/23/2008 vs ANA

PIM: 14 (1X) 03/26/2009 at CBJ

+/-:4 (1X) 12/16/2008 at STL

LONGEST PERSONAL STREAKS:

Goals: 1 (1X) 01/08/2009 01/08/2009 (1G)

Assists: 2 (1X) 02/07/2009 02/09/2009 (2A)

Pts: 3 (1X) 01/06/2009 01/13/2009 (1G-2A)

CUPS: NONE

2008-09 HIGHLIGHTS

Finished his first NHL season appearing in 60 games with 10 points (1G, 9A) ... played in his first ever NHL game on Oct.9 CGY 0 @ VAN 6 logging 21:04 in ice time ... registered his first ever NHL point with an assist on Dec.12 FLA 3 @ CGY 2 (SO) ... was a team high +4 on Dec.16 CGY 6 @ STL 3 ... lead the team in hits (3) on Jan.6 SJ 2 @ CGY 5 ... had his first NHL fight (vs. Crombeen) on Jan.13 STL 1 @ CGY 3 ... had a career long three game points streak (1G, 2A) snapped on Jan.15 CGY 3 @ SJ 2... **PLAYOFFS:** played in all six post-season games, the first of his career, registering two assists and five penalty minutes

CAREER HIGHLIGHTS

2007-08: played 65 games for the Quad City Flames (AHL) registering five goals, 13 assists for 18 points and 67 penalty minutes ... was called up to the Calgary Flames on two occasions in December but did not dress for a game ... was named to the AHL All-Star Team and participated in the AHL All-Star Skills competition ... **2006-07:** played 70 games for the Omaha Ak-Sar-Ben Knights (AHL) registering two goals, six assists for eight points and 60 penalty minutes ... **PLAYOFFS:** played in six post season games registering one goal and one assist ... **2005-06:** spent 24 games with the Calgary Flames primary affiliate, the Omaha Ak-Sar-Ben Knights (AHL) ... played 41 games for the Las Vegas Wranglers (ECHL) registering one goal, 11 assists for 12 points and 55 penalty minutes ... **PLAYOFFS:** played 10 post season games with Las Vegas registering two goals and one assists along with 12 penalty minutes

JUNIOR HIGHLIGHTS

Spent three seasons with the Cape Breton Screaming Eagles (QMJHL) accumulating 16 goals, 40 assists for 56 points and 302 penalty minutes in 144 games ... **2004-05:** played 69 games registering 12 goals, 27 assists for 39 points and 163 penalty minutes ... **PLAYOFFS:** played five post season games scoring two goals and two assists along with eight penalty minutes ... **2003-04:** was drafted in the 6th round (173rd overall) by the Calgary Flames ... played 68 games registering four goals, 12 assists for 16 points and 137 penalty minutes ... **PLAYOFFS:** played five post season games registering one assist and eight penalty minutes ... **2002-03:** played seven games registering one assist and two penalty minutes ... **PLAYOFFS:** played in two post season games




DION PHANEUF



WE
ARE





3 DION PHANEUF ~ D

BORN: Edmonton, AB
DATE: April 10, 1985
HEIGHT: 6'3"
WEIGHT: 217 lbs.
SHOOTS: Left

HOW ACQUIRED: 1st round (9th overall) in the 2003 Entry Draft

CAREER RECORD

REGULAR SEASON								PLAYOFFS					
Season	Club	Lea.	GP	G	A	PTS	PIM	GP	G	A	PTS	PIM	
2000-01	Southgate	AMBHL	35	15	50	65	208	4	3	4	7	15	
2001-02	Red Deer	WHL	67	5	12	17	170	21	0	2	2	14	
2002-03	Red Deer	WHL	71	16	14	30	185	23	7	7	14	34	
2003-04	Red Deer	WHL	62	19	24	43	126	19	2	9	11	30	
	Canada	WJC	6	2	2	4	29	-	-	-	-	-	
2004-05	Red Deer	WHL	55	24	32	56	73	7	1	4	5	12	
	Canada	WCJ	6	1	5	6	14	-	-	-	-	-	
2005-06	Calgary	NHL	82	20	29	49	93	7	1	0	1	7	
2006-07	Calgary	NHL	79	17	33	50	98	6	1	0	1	7	
2007-08	Calgary	NHL	82	17	43	60	182	7	3	4	7	4	
2008-09	Calgary	NHL	80	11	36	47	100	5	0	3	3	4	
TOTALS			NHL	323	65	141	206	473	25	5	7	12	22
			WHL	255	64	82	146	554	70	10	22	32	90

PHANEUF VS NHL

TEAM	Regular Season					Playoffs				
	GP	G	A	PTS	PIM	GP	G	A	PTS	PIM
Anaheim.....	16	2	7	9	45	7	1	0	1	7
Atlanta.....	3	0	1	1	0	0	0	0	0	0
Boston.....	3	2	1	3	4	0	0	0	0	0
Buffalo.....	3	1	3	4	4	0	0	0	0	0
Carolina.....	3	1	1	2	6	0	0	0	0	0
Chicago.....	16	3	8	11	14	5	0	3	3	4
Columbus.....	16	2	5	7	44	0	0	0	0	0
Colorado.....	30	6	9	15	36	0	0	0	0	0
Dallas.....	16	0	7	7	13	0	0	0	0	0
Detroit.....	16	5	6	11	20	6	1	0	1	7
Edmonton.....	28	6	11	17	34	0	0	0	0	0
Florida.....	3	0	2	2	2	0	0	0	0	0
Los Angeles.....	16	3	7	10	23	0	0	0	0	0
Minnesota.....	29	7	9	16	36	0	0	0	0	0
Montreal.....	4	2	3	5	8	0	0	0	0	0
New Jersey....	3	1	0	1	0	0	0	0	0	0
NY Islanders...	3	0	3	3	2	0	0	0	0	0
NY Rangers...	3	1	2	3	8	0	0	0	0	0
Nashville.....	15	4	8	12	30	0	0	0	0	0
Ottawa.....	4	0	0	0	7	0	0	0	0	0
Philadelphia...	3	0	2	2	2	0	0	0	0	0
Phoenix.....	16	6	5	11	27	0	0	0	0	0
Pittsburgh.....	3	0	1	1	2	0	0	0	0	0
San Jose.....	16	4	8	12	12	7	3	4	7	4
St. Louis.....	16	3	10	13	38	0	0	0	0	0
Tampa Bay.....	3	0	6	6	4	0	0	0	0	0
Toronto.....	4	2	3	5	6	0	0	0	0	0
Vancouver.....	29	4	11	15	42	0	0	0	0	0
Washington....	3	0	2	2	4	0	0	0	0	0
Totals.....	323	65	141	206	473	25	5	7	12	22

NHL HIGHLIGHTS

FIRSTS:

First GP:..... 05/10/05 at MIN
First Goal:..... 10/10/05 at COL
First Asst:..... 10/10/05 at COL

MOSTS: MOST RECENTLY

Goals:..... 2 (4X) 02/19/2008 at PHO
Assists:..... 5 (1X) 12/13/2007 at TB
Points:..... 5 (1X) 12/13/2007 at TB (0G-5A)
SOG:..... 9 (3X) 03/07/2008 vs NSH
PIM:..... 23 (1X) 02/29/2008 at ANA
+/-:..... 4 (2X) 10/23/2008 at NSH

LONGEST PERSONAL STREAKS:

Goals:..... 2 (10X) 02/24/2009 02/27/2009 (2G)
Assists:..... 4 (2X) 02/09/2008 02/17/2008 (5A)
Pts:..... 6 (1X) 02/09/2008 02/20/2008 (4G-6A)

CUPS: NONE

2008-09 HIGHLIGHTS

Finished the season sixth in team scoring with 47 points (11G, 36A) in 80 games ... finished 15th in NHL scoring for defencemen ... led all NHL defencemen in shots on goal with 277 ... was fifth in average time on ice for defencemen with 26:31 ... registered his first multi-point game of the season with a pair of assists on Oct.11 VAN 4 @ CGY 4 OTL ... had his second consecutive multi-point game with a pair of assists on Oct.14 COL 4 @ CGY 5 ... registered a pair of assists for the third time this season and lead the team in shots (6), plus/minus (+4), and time on ice (29:41) on Oct.23 CGY 5 @ NSH 3 ... scored his first goal of the season on Oct.25 CGY 4 @ PHX 1 ... was runner-up for the Molson Cup month of October ... played a career high with 34:37 in ice time and a team high in hits (3) and shots (6) on Nov.2 CGY 2 @ ANA 3 ... had a season high four assists and led the team in +/- (+2) on Dec.5 CGY 4 @ STL 3 OT ... scored the game winning goal on Jan.15 CGY 3 @ SJ 2 ... was ejected from the game for boarding on Jan.21 CLB 4 @ CGY 5 (SO) ... scored the game winning goal on Feb.2 MTL 2 @ CGY 6 ... played in his 300th career game on Feb.17 VAN 4 @ CGY 3 (SO) ... scored the game winning goal in consecutive games on Feb.24 CLB 1 @ CGY 4 and Feb.27 MIN 1 @ CGY 4 ... added a pair of assists on Mar.12 CLB 6 @ DET 5 (SO) ... scored a goal and added 2 helpers on Mar.14 CGY 6 @ TOR 8 ... led the team in hits (9) and ice time (28:09) on Mar.25 CGY 0 @ PIT 2 ... missed the last two games of the regular season ... **PLAYOFFS:** Played in five games collecting three assists with a +2 and 4 PIM.

CAREER HIGHLIGHTS

2007-08: Led all Flames defencemen in scoring (17+43=60), T-2nd in the NHL amongst defencemen in goals (17), 5th in points (60), and 6th in assists (43) ... set new career highs in assists (43) and points (60) ... led the team in time on ice per game (26:25) and finished 2nd in the NHL ... led the team in PIMS (182) and finished 9th in the NHL ... finished 3rd on the team in power play goals (10) ... T-3rd on team in game winning goals (4) ... 2nd on the team and led all NHL defencemen in shots (263) ... finished 6th amongst NHL defencemen in hits (194) ... finished T-6th amongst NHL defencemen in takeaways (52) ... registered his 100th career point on Oct.4 PHI 3 @ CGY 2 ... registered five assists (career high) on Dec.13 CGY 9 @ TB 6 ... played his 200th career game on Dec.29 ANA 3 @ CGY 5 ... voted to the NHL's Western Conference Starting Line-up for the All-Star Game for the first time on Jan.8 ... won the Breakaway competition at 2008 NHL Skills Competition at the All-Star Game on Jan.26, and scored a goal at the All-Star Game ... registered his 100th career assist on the game winning goal on Mar.20 COL 1 @ CGY 2 ... finished 3rd in the Molson Cup three-star standings ... was runner up for the Norris trophy ... **PLAYOFFS:** finished 2nd on the team in goals (3), assists (4) and points (7) ... had two multi-point games of the post season: a goal and assist on Apr.13 SJ 3 @ CGY 4 and registered a pair of assists on Apr.17 CGY 3 @ SJ 4 ... led the team in time on ice per game (27:06) ... **2006-07:** Played in his second season in the NHL setting new career highs in assists (33), and points (50) ... had 9 MP games ... named to the Western Conference All-Star team ... Flames were 13-3-0-1 when scoring ... led all Flames defencemen in points (50), goals (17), and assists (33) ... averaged 25:39 in ice time, which was the highest amongst all Flames ... played his 100th career game on Nov.21 CGY 1 @ EDM 2 ... was named runner-up for the Molson Cup Standings for the month of February, and named Alberta Diabets as the recipient of the \$500 donated on his behalf ... scored his team leading 13th power play goal on Mar.12 CGY 5 vs. STL 4 (SO) ... registered two assists, and tied his career high (29 assists) on Mar.20 CGY 2 vs. DET 1 and was named as the games 3rd star ... returned after missing two games on Apr.3 vs. COL ... with an assist on Apr.5 CGY 3 @ SJ 4, he set a new career high with 50 points **PLAYOFFS:** Played in all six playoff games recording one goal and seven minutes in penalties while averaging 26:23 in ice time ... **2005-06:** Made his NHL debut playing in all 82 games with the Flames ... nominated for the Calder Trophy as the league's top rookie ... scored 49 points (20G, 29A), 16 PPG, seven GWG and 93 PIMS ... named rookie of the month for Nov. after posting nine points (3G, 6A) including two GWG ... set a new Flames record for most goals by a rookie defenceman (20) and 2nd in most points (49) ... is just the 3rd rookie defenceman in NHL history to score at least 20 goals (Leetch-23 in '88-89 & Beck-22 in '77-78) ... led all NHL defencemen in PP goals (16) and was 2nd in goals (20) ... T-11th in the NHL in GWG (7) ... was the 6th highest scoring rookie and led the defencemen ... T-2nd in rookie PP goals (16), T-9th in goals (20), 8th in assists (29), 6th in PP assists (17), 3rd in PP points (33) and T-2nd in GW goals (7) ... 3rd on the team in points, T-3rd in goals, 3rd in assists, 3rd in PIMS, 2nd in PP goals, 1st in PP points and T-1st in GW goals ... Flames were 10-6-2 when scoring a goal ... posted 11 multiple point games - Flames were 6-5-0 during these games ... scored his 20th goal of the season on Apr. 13 vs. COL ... scored his 19th goal setting a new Flames record for most goals by a Flames rookie d-man and added an assist on Apr. 5 vs. PHX ... scored his first NHL career goal (Aebischer) and his first career assist on Oct. 10 at COL ... played in his first NHL career game on Oct. 5 at MIN ... averaged 21:43 of ice-time ... **PLAYOFFS:** Made his NHL playoff debut appearing in all seven games vs. ANA scoring one goal, adding seven PIMS and averaging 18:37 of ice-time ... played in his first NHL career playoff game on Apr. 21 vs. ANA ... scored his first playoff goal in GM2 vs. ANA on Apr. 23 (Giguere).

INTERNATIONAL HIGHLIGHTS

2007: Won a gold medal with Team Canada at the IIHF World Championships, finished amongst the top defensive scorers in the tournament in points (8) - T-2nd, and assists (8) - T-3rd ... **2005:** Won a gold medal with Team Canada at the '05 World Junior Championships ... named to the tournament's All-Star Team after posting six points (1G, 5A) in six games ... **2004:** Won a silver medal at the '04 World Junior Championships ... named to the All-Star Team and a runner-up for defenceman of the Championships after posting four points in six games

JUNIOR HIGHLIGHTS

Played in 255 WHL career games with the Red Deer Rebels posting 146 points (64G, 82A) and 554 PIM ... in 70 career playoff games with the Rebels he posted 32 points (10G, 22A) and 90 PIM ... **2004-05:** Recorded 56 points (24G, 32A) and 73 PIM in his fourth season in Red Deer ... finished 4th on the team in points (56) ... named to the WHL East First All-Star Team and the WHL Defenceman of the Year for the second straight year ... named captain of Team WHL for the Canada Russia Challenge series ... **PLAYOFFS:** Notched five points (1G, 4A) in seven playoff games ... was T-3rd on the team in points (5) and T-2nd in PIM (12) ... **2003-04:** Named to the WHL East First All-Star Team, the WHL Defenceman of the Year and to the Canadian Junior First All-Star Team after posting 43 points (19G, 24A) and 126 PIM in 62 games with Red Deer ... was 2nd on the Rebels in scoring with 43 points ... **PLAYOFFS:** Recorded 11 points in 19 playoff games ... was 4th on the team in playoff points (11) ... **2002-03:** Posted 30 points (16G, 14A) and 185 PIM in 71 games with Red Deer ... was 3rd on the team in PIM (185) ... **PLAYOFFS:** Notched 14 points (7G, 7A) and 34 PIM in 23 playoff games ... finished 4th on the team in playoff points (14) ... **2001-02:** Recorded 17 points (5G, 12A) in 67 games in his rookie season with Red Deer ... finished 3rd on the team in PIM (170) ... **PLAYOFFS:** notched two assists in 21 playoff games.



BRANDON PRUST



WE
ARE





33 BRANDON PRUST ~ RW

BORN: London, ON
DATE: March 16, 1984
HEIGHT: 6'0"
WEIGHT: 191 lbs.
SHOOTS: Left

HOW ACQUIRED: 3rd round (70th overall) in the 2004 Entry Draft

CAREER RECORD

Season	Club	Lea.	REGULAR SEASON					PLAYOFFS				
			GP	G	A	PTS	PIM	GP	G	A	PTS	PIM
2001-02	London Nats	OJHL	52	17	35	52	38	-	-	-	-	-
2002-03	London	OHL	65	12	17	29	94	14	2	1	3	21
2003-04	London	OHL	64	19	33	52	269	15	7	13	20	33
2004-05*	London	OHL	48	10	20	30	174	15	3	5	8	71
2005-06	Omaha	AHL	79	12	14	26	294	-	-	-	-	-
2006-07	Omaha	AHL	63	17	10	27	211	6	0	3	3	20
	Calgary	NHL	10	0	0	0	25	-	-	-	-	-
2007-08	Quad City	AHL	79	10	27	37	248	-	-	-	-	-
2008-09	Calgary	NHL	25	1	1	2	79	-	-	-	-	-
	Phoenix	NHL	11	0	1	1	29	-	-	-	-	-
TOTALS			NHL	46	1	2	3	133	-	-	-	-
			FLAMES	35	1	1	2	104	-	-	-	-
			AHL	221	39	51	90	753	6	0	3	20
			OHL	129	31	50	81	363	29	9	14	54

PRUST VS NHL

TEAM	Regular Season					Playoffs				
	GP	G	A	PTS	PIM	GP	G	A	PTS	PIM
Anaheim	4	0	0	0	17	0	0	0	0	0
Boston	1	0	0	0	0	0	0	0	0	0
Chicago	1	0	0	0	12	0	0	0	0	0
Columbus	3	0	0	0	20	0	0	0	0	0
Colorado	4	0	0	0	5	0	0	0	0	0
Dallas	3	0	0	0	5	0	0	0	0	0
Detroit	2	0	1	1	0	0	0	0	0	0
Edmonton	3	0	0	0	17	0	0	0	0	0
Los Angeles	3	0	0	0	4	0	0	0	0	0
Minnesota	3	0	0	0	2	0	0	0	0	0
New Jersey	1	0	0	0	10	0	0	0	0	0
Nashville	3	0	0	0	10	0	0	0	0	0
Phoenix	2	1	0	1	0	0	0	0	0	0
San Jose	2	0	0	0	5	0	0	0	0	0
St. Louis	3	0	0	0	5	0	0	0	0	0
Toronto	1	0	0	0	0	0	0	0	0	0
Vancouver	6	0	1	1	21	0	0	0	0	0
Washington	1	0	0	0	0	0	0	0	0	0
Totals	46	1	2	3	133	0	0	0	0	0

NHL HIGHLIGHTS

FIRSTS:

First GP: 01/11/06 at DET

First Asst: 11/10/08 vs VAN

First Goal: 10/25/2008 at PHO

MOSTS: MOST RECENTLY

Goals: 1 (1X) 10/25/2008 at PHO

Assists: 1 (2X) 03/10/2009 at DET

Points: 1 (3X) 03/10/2009 at DET (0G-1A)

SOG: 3 (1X) 02/27/2009 vs MIN

PIM: 17 (1X) 10/18/2008 at EDM

+/- : 1 (4X) 03/10/2009 at DET

LONGEST PERSONAL STREAKS:

Goals: 1 (1X) 10/25/2008 10/25/2008 (1G)

Assists: 1 (2X) 03/10/2009 03/10/2009 (1A)

Pts: 1 (3X) 03/10/2009 03/10/2009 (0G-1A)

CUPS: NONE

2008-09 HIGHLIGHTS

Netted one goal and two assists and 108 penalty minutes in 36 games ...earned his first NHL point with an assist on Oct.11 vs. VAN ... scored his first NHL goal (game winner) on Oct.25 at PHX ... had two fights in the 3rd period (Brower and Walker) on Nov.9 at CHI ... suffered a fractured jaw on Dec.5 at STL ... cleared to play on Feb.6 after missing 25 games ... played his first game after the fractured jaw on Feb.19 at MIN ... Traded to PHX on March 4 ... Made his PHX debut and record an assist at DET on March 10.

CAREER HIGHLIGHTS

2007-08: Finished 5th in the AHL and led his team in penalty minutes (248) ... assigned to Quad City on Sept. 29th after attending Calgary's Main Training Camp ... recorded the first three assist game in Quad City Flames history on Nov. 17th at Iowa ... recorded his 600th AHL career penalty minute on Nov. 27th vs. Chicago ... scored with 1:44 left in regulation to tie the game in a 5-4 shootout victory over Grand Rapids on Jan. 9th, also established a new career high for assists with a helper in the win over the Griffins ... attempted the first penalty shot in Quad City Flames history on Jan. 12th vs. Iowa, which was denied by Iowa's Tobias Stephan ... recorded two goals, including a game-tying goal with 49 seconds left in regulation, in a 4-3 overtime loss to Rockford on Jan. 13th ... played in his 200th career AHL game on Feb. 1st at Houston ... was named first star after scoring a goal in a 4-3 win over Rockford on Feb. 10th ... set a new career high in points with an assist for his 28th point on Feb. 16th vs. San Antonio ... set a new franchise record for penalty minutes with 22 PIMs on Feb. 20th vs. Hamilton, during the contest he also recorded his 700th career penalty minute ... one of four Quad City Flames recalled to Calgary on April 15th following the conclusion of the AHL regular season **2006-07:** Recalled from Omaha on Oct. 31 ... played his first NHL game on Nov.1 @ DET (L 3-2) ... had his first NHL fight and led the Flames in hits with 3 on Nov. 3 @ CLB (L/SO 5-4) ... had his second NHL fight (vs. Shawn Thornton) on Nov. 10 vs. ANA (W 3-0) ... assigned to Omaha on Nov. 18 ... recalled from Omaha on Dec. 7 ... fought Tyler Bouck on Dec. 9 vs. VAN (W 5-3) ... assigned to Omaha on Dec. 10 ... recalled from Omaha on Dec. 13 ... reassigned to Omaha on Dec.16 ... ranked third in the AHL in major penalties with 23...led Omaha (AHL) in penalty minutes with 211...ranked as Calgary's eighth best prospect by the 2007 edition of The Hockey News Future Watch...scored the game-winning goal on April 15th vs. Chicago, the victory clinched the Western Conference title for Omaha...recorded his second multiple goal game of the season on March 10th vs. Grand Rapids...netted a game-winning goal on Feb. 2nd vs. San Antonio...recorded a multiple goal game, including the game-winning tally, on Jan. 12th vs. Grand Rapids ... **PLAYOFFS:** played in all six games vs. Iowa, and tied for the team lead with 3 assists, and led the team in PIMs (20)...**2005-06:** Played in all but one game for the Ak-Sar-Ben Knights during his rookie season, scoring 12 goals and 26 points ... led Omaha (AHL) and ranked fifth in the AHL in penalty minutes with 294 ... scored his first professional goal against Chicago on October 28, 2005...set the team record for penalty minutes in a game when he had 32 at Chicago on January 8, 2006 ... came to Omaha from the London Knights of the OHL where he won a Memorial Cup in 2005.

JUNIOR HIGHLIGHTS

Appeared in 177 Ontario Hockey League games as a member of the London Knights from 2002 through 2005 scoring 41 goals, 70 assists for 111 points, and 537 PIMs ...won a Memorial Cup Championship as a member of the 2004-05 London Knights ... During their run to the championship, the Knights recorded OHL records for win percentage (.882), points (120) and wins (59) ...the squad also holds the CHL record for winning percentage ... **2004-05:** led London in penalty minutes with 174 ... **2003-04:** Won an OHL regular season championship as a member of the London Knights...T-6th in league scoring with 20 points during the 2004 OHL playoffs ... T-3rd in the league for penalty minutes with 269 PIMS ... **2002-03:** led all London Knights rookies in goals (12), assists (17), points (29), penalties (94) and led the team in plus/minus (+14) ... played 44 playoff games during his three year OHL career.



ROBYN REGEHR



WE
ARE





28 ROBYN REGEHR - D

BORN: Recife, Brazil
DATE: April 19, 1980
HEIGHT: 6'3"
WEIGHT: 221 lbs.
SHOOTS: Left

DRAFTED: COL 1st round (19th overall) in the 1998 NHL Draft.

HOW ACQUIRED: Trade with Colorado with Rene Corbet, Wade Belak and Colorado's 2nd round compensatory choice (Jarret Stoll) in the 2000 NHL Entry Draft for Chris Dingman and Theoren Fleury on February 28, 1999

CAREER RECORD

REGULAR SEASON								PLAYOFFS					
Season	Club	Lea.	GP	G	A	PTS	PIM	GP	G	A	PTS	PIM	
1995-96	Prince Albert	SAHA	59	8	24	32	157	-	-	-	-	-	
1996-97	Kamloops	WHL	64	4	19	23	96	5	0	1	1	18	
1997-98	Kamloops	WHL	65	4	10	14	120	5	0	3	3	8	
1998-99	Kamloops	WHL	54	12	20	32	130	12	1	4	5	21	
1999-00	Canada	WJC	7	0	0	0	2	-	-	-	-	-	
	Calgary	NHL	57	5	7	12	46	-	-	-	-	-	
	Saint John	AHL	5	0	0	0	0	-	-	-	-	-	
	Canada	WC	6	0	0	0	2	-	-	-	-	-	
2000-01	Calgary	NHL	71	1	3	4	70	-	-	-	-	-	
2001-02	Calgary	NHL	77	2	6	8	93	-	-	-	-	-	
2002-03	Calgary	NHL	76	0	12	12	87	-	-	-	-	-	
2003-04	Calgary	NHL	82	4	14	18	74	26	2	7	9	20	
2004-05	Canada	World Cup	6	0	0	0	6	-	-	-	-	-	
2005-06	Canada	WC	9	0	0	0	4	-	-	-	-	-	
	Calgary	NHL	68	6	20	26	67	7	1	3	4	6	
	Canada	Olympics	6	0	1	1	2	-	-	-	-	-	
2006-07	Calgary	NHL	78	2	19	21	75	1	0	0	0	0	
2007-08	Calgary	NHL	82	5	15	20	79	7	0	2	2	2	
2008-09	Calgary	NHL	75	0	8	8	73	-	-	-	-	-	
TOTALS			NHL	667	25	104	129	664	41	3	12	15	28
			AHL	5	0	0	0	0	-	-	-	-	-
			WHL	183	20	49	69	346	22	1	8	9	47

REGEHR VS NHL

TEAM	Regular Season					Playoffs				
	GP	G	A	PTS	PIM	GP	G	A	PTS	PIM
Anaheim	31	1	3	4	43	7	1	3	4	6
Atlanta	9	0	0	0	13	0	0	0	0	0
Boston	8	0	1	1	6	0	0	0	0	0
Buffalo	9	1	1	2	10	0	0	0	0	0
Carolina	7	0	2	2	11	0	0	0	0	0
Chicago	32	0	7	7	21	0	0	0	0	0
Columbus	31	1	8	9	44	0	0	0	0	0
Colorado	51	2	11	13	36	0	0	0	0	0
Dallas	33	0	5	5	28	0	0	0	0	0
Detroit	32	2	3	5	12	7	1	0	1	10
Edmonton	50	2	7	9	57	0	0	0	0	0
Florida	8	0	5	5	2	0	0	0	0	0
Los Angeles...	31	1	5	6	22	0	0	0	0	0
Minnesota....	45	4	4	8	55	0	0	0	0	0
Montreal	13	0	2	2	6	0	0	0	0	0
New Jersey ..	10	0	1	1	2	0	0	0	0	0
NY Islanders..	9	0	0	0	4	0	0	0	0	0
NY Rangers...	9	1	0	1	13	0	0	0	0	0
Nashville	34	0	4	4	63	0	0	0	0	0
Ottawa	13	1	2	3	8	0	0	0	0	0
Philadelphia ..	9	0	0	0	12	0	0	0	0	0
Phoenix.....	34	2	7	9	29	0	0	0	0	0
Pittsburgh	9	1	4	5	6	0	0	0	0	0
San Jose	34	2	4	6	36	13	1	2	3	6
St. Louis	34	1	4	5	48	0	0	0	0	0
Tampa Bay.....	8	0	1	1	15	7	0	3	3	4
Toronto	16	0	4	4	20	0	0	0	0	0
Vancouver	50	3	9	12	42	7	0	4	4	2
Washington....	7	0	0	0	0	0	0	0	0	0
Totals	667	25	104	129	664	41	3	12	15	28

NHL HIGHLIGHTS

FIRSTS:

First GP:..... 10/28/1999 at OTT
First Asst: 11/06/1999 vs FLA
First Goal: 11/10/1999 vs SJ

MOSTS: MOST RECENTLY

Goals: 1 (25X) 02/26/2008 vs COL
Assists: 3 (1X) 02/06/2006 at SJ
Points: 3 (2X) 02/02/2007 vs CBJ (1G-2A)
SOG : 7 (1X) 03/22/2003 vs NSH
PIM: 27 (1X) 02/28/2002 vs STL
+/-: 4 (1X) 03/01/2000 vs PIT

LONGEST PERSONAL STREAKS:

Goals: 1 (25X) 02/26/2008 02/26/2008 (1G)
Assists: 3 (1X) 11/03/2006 11/07/2006 (3A)
Pts: 3 (2X) 11/03/2006 11/07/2006 (0G-3A)

CUPS: NONE

2008-09 HIGHLIGHTS

Played in his ninth NHL season (all with Flames) ... collected eight assists and was a +10 in 75 games ... missed the opening game of the season for the birth of his first child (boy) on Oct.9 CGY 0 @ VAN 6 ... played in his 600th career game on Oct.30 BOS 2 @ CGY 3 ... missed one game with a lower body injury on Nov.2 CGY 2 @ ANA 3 ... was a season high +3 on Nov.18 COL 1 @ CGY 4 ... registered his 100th career assist on Nov.29 VAN 1 @ CGY 3 ... played in his 618th career game on Dec.9 CGY 1 @ MTL 4 to pass Gary Suter for second spot amongst Flames blueliners - only Al MacInnis has played more at 803 ... missed the last 5 games of the regular season with an injury. **PLAYOFFS:** Missed all playoff games with an injury.

CAREER HIGHLIGHTS

2007-08: Finished 3rd amongst Flames defencemen in points (20), goals (5) and +/- (+11), 4th in assists (15) and PIMS (79) ... finished 18th amongst NHL defencemen in hits (154) ... had his first multi-point game of the season with a pair of assists on Oct.18 LA 3 @ CGY 4 ... scored his first goal of the season on Oct.24 MIN 3 @ CGY 5 ... left the game with a foot injury after blocking a shot on Dec.6 PIT 3 @ CGY 2 SO ... had a pair of assists on Dec.27 CGY 3 @ VAN 5 ... scored a short-handed goal on Feb.26 COL 3 @ CGY 2 (OT) ... **PLAYOFFS:** Played in all seven playoff games registering two assists, two penalty minutes and averaging 21:49 in ice time which was the 3rd highest on the team ... registered an assist on the game winning goal on Apr.20 SJ 0 @ CGY 2 ... **2006-07:** His seventh season with the Flames, scored two goals and added 19 assists in 78 games ... Flames were 2-0-0-0 when scoring ... averaged 21:54 minutes of ice time, 4th amongst Flames defencemen ... tied a career high point and assist streak with 3 assists in 3 games (Nov. 3-7, 2006) ... had a season high 5 blocked shots on Jan.11 CGY 7 @ COL 3 ... missed two games with the flu (Jan.26-28) ... registered his first multi-point game of the season with one goal and two assists on Feb.2 CGY 6 vs. CLB 2, and was named the games 2nd star ... played his 500th career game on Mar. 15 CGY 2 vs. DAL 4 ... registered his 100th career point with an assist on Mar.31 CGY 3 @ VAN 2 ... **PLAYOFFS:** Played in one of the six games vs. DET due to a knee injury ... **2005-06:** Is the Inaugural player recipient of the J.R. McCaig Award ... set new career highs in goals (6), assists (20) and points 67 while playing 68 games in his sixth NHL season ... led the team in average ice-time (23:08) ... scored 10 points at home and 16 on the road ... Flames were 5-1-0 when scoring ... posted three MP games - Flames were 3-0-0 during these games ... assisted the GW goal and went +2 on Apr. 11 vs. ANA ... scored a PP goal and added a PP assist on Mar. 23 at STL ... posted three assists (2 PP and an assist on the GW goal) for a new career high for points in a game (3) on Feb. 6 at SJ ... played in his 400th NHL career game on Jan. 29 at CHI ... assisted the GW goal on Jan. 23 at EDM ... scored the GW/PP goal on Jan. 21 vs. BUF ... assisted the GW goal on Jan. 6 vs. TOR ... assisted the GW goal on Jan. 2 vs. CHI ... was a +3 on Dec. 31 vs. EDM ... scored the GW/PP goal on Dec. 26 at VAN ... assisted the OT winner on Dec. 10 vs. OTT ... recorded two assists including one on the game-winner on Dec. 3 at PIT ... assisted the GW/PP goal on Nov. 16 vs. DET ... played his first game of the season on Nov. 3 vs. CLB after missing 14 games due to a knee injury ... averaged a team leading 23:08 of ice-time ... missed 14 games due to injury ... **PLAYOFFS:** Played in all seven games vs. ANA scoring four points (1G, 3A), a +3 rating and six PIM ... 3rd on the team in ice-time (22:22), T-4th in points, T-4th in assists and T-2nd in +/- ... posted a PP assist in GM2 vs. ANA on Apr. 23 ... scored PP goal and PP assist in GM3 at ANA on Apr. 25 ... assisted the opening goal in GM6 vs. ANA on May 1 ... **2004-05:** Represented Canada at the World Cup of Hockey and the World Championships ... **2003-04:** Established new career highs in points (18), assists (14), +/- (+14) and GP (82) in his fifth season ... was one of only five Flames' players to appear in all 82 regular season games ... finished 3rd on the team in defense scoring (18 points) ... notched 10 points (3G, 7A) at home and eight points (1G, 7A) on the road ... recorded seven points (2G, 5A) on the PP and two SH assists ... Flames were unbeaten 2-0-2-0 when scoring ... posted two MA games - Flames were 2-0-0-0 during these games ... posted two assists and went +2 on Apr. 2 at LA ... scored the GW/PP goal on Feb. 15 at MIN (his first NHL GW goal) ... posted two assists on Jan. 10 vs. FLA ... assisted the GW goal on Dec. 11 vs. CAR ... posted an assist and went +3 on Dec. 7 vs. PIT ... played in his 300th NHL career game on Nov. 22 vs. CHI ... named an Assistant Captain on Oct. 8 ... averaged 22:21 of ice-time ... **PLAYOFFS:** Made his NHL playoff debut posting nine points (2G, 7A) and 20 PIM in 26 games ... finished 2nd on the Flames and 3rd in the NHL among defense scoring leaders with nine points ... posted four assists in seven games vs. VAN ... recorded three assists in game 6 on Apr. 17 vs. VAN ... posted an assist (his first NHL playoff point) and went +2 on Apr. 13 vs. VAN ... played in his first NHL playoff game on Apr. 7 at VAN ... played in all six games vs. DET scoring one goal ... scored the Flames' 1st goal (also his first NHL career playoff goal) and went +2 in GAME 1 at DET ... played in all six games in the Western Conference Championship vs. SJ scoring one goal and a +3 rating ... scored an EN goal in Game 6 vs. SJ on May 19 ... notched three PP assists in seven games in the Stanley Cup Finals vs. TB (Game 3 vs. TB on May 12, Game 2 on May 27 at TB and in his first Stanley Cup Finals game on May 25 at TB) ... averaged 26:27 of ice-time ... **2002-03:** Posted a new career high 12 assists in his fourth NHL season ... was 2nd on the team in average ice-time per-game: 22:45 ... played in 76 games with the Flames ... posted three assists on the PP and one SH ... assisted the GW goal on Apr. 5 at EDM ... recorded a PP assist on Mar. 16 at ANA ... posted a PP assist on Mar. 13 vs. TOR ... was a +3 on Jan. 20 vs. EDM ... assisted the SH/GW goal and went +2 on Jan. 7 at COL ... assisted the GT goal on Nov. 2 vs. COL ... assisted the GW goal on Oct. 31 vs. BUF ... missed six games due to injury ... averaged 22:45 minutes of ice-time ... **2001-02:** Played in this third NHL season appearing in 77 games with the Flames ... posted eight points (2G, 6A) and 93 penalty minutes ... finished 4th on the team in PIMS (93) ... recorded six points (2G, 4A) at even strength and two assists on the PP ... posted six points (1G, 5A) at home and two points (1G, 1A) on the road ... Flames were 1-1-0-0 when scoring a goal ... played in the 2002 Young Stars Game at the All-Star Weekend ... assisted the GT goal on Dec. 31 vs. EDM ... posted an assist on the Flames' first goal and went +2 in a 2-1 win vs. CLB on Nov. 1 ... averaged 20:53 minutes of ice-time ... missed two games due to injury ... **2000-01:** Finished 4th on the team in penalty minutes (70), 2nd in hits (171), 1st in blocked shots (104) and 5th in average time on ice (19:42) in his second season in the NHL ... played the second most games amongst Flames rearguards (71) ... scored a goal and added at an assist at home and posted two assists on the road ... posted three points (1G, 2A) at even strength and one power play assist ... went +3 on Feb. 10 at VAN ... played his 100th NHL career game on Feb. 9 at COL ... scored a goal on Nov. 18 vs. NYR ... averaged 19:42 minutes of ice-time ... missed eight games due to injury ... **1999-00:** Played in his first NHL season appearing in 57 games with Calgary ... was the Flames nominee for the Masterton Trophy - the youngest nominee in history ... won the Scurfield Humanitarian Award as the Flames player who best exemplifies the qualities of perseverance, determination and leadership on the ice combined with dedication to community service ... led Flames rookies in goals (5) ... recorded his first NHL career MP game on Feb. 25 vs. Phoenix (2A) ... returned to the line-up on Feb. 9 after missing 11 games due to injury ... scored his first NHL career goal on Nov. 10 vs. SJ (Vernon) ... posted a point in back-to-back games (Nov. 6 & 10) ... recorded his first NHL career point on Nov. 6 vs. FLA (assist) ... played his first NHL career game on Oct. 28 at OTT going +1 ... recorded 10 points (3G, 7A) at home and two goals on the road ... averaged 18:24 minutes of ice-time ... recalled from Saint John on Oct. 28 ... made his professional debut playing in five games with the Saint John Flames of the American Hockey League ... was assigned to Saint John on a two-week conditional assignment on Oct. 14 following rehabilitation of leg injuries suffered in a car accident in July.

INTERNATIONAL HIGHLIGHTS

2006: Posted one assist at the 2006 Winter Olympics ... **2005:** Won a silver medal with Canada at the World Championships ... **2004:** Played with teammate Jarome Iginla on the championship winning Team Canada at the World Cup of Hockey ... **2000:** Was a member of Team Canada at the 2000 World Championships

JUNIOR HIGHLIGHTS

Played three seasons with Kamloops of the Western Hockey League (WHL) ... in 183 games with Kamloops, Regheer collected 69 points (20 G, 49 A) and 346 penalty minutes... **1998-99:** Played on the WHL finalist Kamloops Blazers recording 32 points (12G, 20A) in 54 regular season games and five points (1G, 4A) in 12 post season games ... named to WHL West First All-Star Team ... **1997-98:** Played his second season with the Blazers posting 14 points in 65 games ... **1996-97:** Played in his rookie season in the WHL posting 23 points (4G, 19A) in 64 games with Kamloops.



CORY SARICH



WE
ARE





6 CORY SARICH ~ D

BORN: Saskatoon, SK
DATE: August 16, 1978
HEIGHT: 6'4"
WEIGHT: 204 lbs.
SHOOTS: Right

DRAFTED: BUF 2nd round (27th overall)
 in the 1996 NHL Draft
HOW ACQUIRED: Signed as a free agent on July 1, 2007

CAREER RECORD

Season	Club	Lea.	REGULAR SEASON					PLAYOFFS				
			GP	G	A	PTS	PIM	GP	G	A	PTS	PIM
1994-95	Sask	WHL	6	0	0	0	4	3	0	1	1	0
1995-96	Sask.	WHL	59	5	18	23	54	3	0	0	0	4
1996-97	Sask	WHL	58	6	27	33	158	-	-	-	-	-
	Canada	WJC	7	0	0	0	6	-	-	-	-	-
1997-98	Sask	WHL	33	5	24	29	90	-	-	-	-	-
	Canada	WJC	7	0	1	1	6	-	-	-	-	-
	Seattle	WHL	13	3	16	19	47	-	-	-	-	-
1998-99	Buffalo	NHL	4	0	0	0	0	-	-	-	-	-
	Rochester	AHL	77	3	26	29	82	20	2	4	6	14
1999-00	Buffalo	NHL	42	0	4	4	35	-	-	-	-	-
	Tampa Bay	NHL	17	0	2	2	42	-	-	-	-	-
	Rochester	AHL	15	0	6	6	44	-	-	-	-	-
2000-01	Tampa Bay	NHL	73	1	8	9	106	-	-	-	-	-
	Detroit	IHL	3	0	2	2	2	-	-	-	-	-
2001-02	Tampa Bay	NHL	72	0	11	11	105	-	-	-	-	-
	Springfield	AHL	2	0	0	0	0	-	-	-	-	-
2002-03	Tampa Bay	NHL	82	5	9	14	63	11	0	2	2	6
2003-04	Tampa Bay	NHL	82	3	16	19	89	23	0	2	2	25
2005-06	Tampa Bay	NHL	82	1	14	15	79	5	0	1	1	4
2006-07	Tampa Bay	NHL	82	0	15	15	70	6	0	0	0	2
2007-08	Calgary	NHL	80	2	5	7	135	7	0	1	1	4
2008-09	Calgary	NHL	76	2	18	20	112	5	0	1	1	4
TOTALS			NHL	692	14	102	116	836	57	0	7	45
			Flames	156	4	23	27	247	12	0	2	8

SARICH VS NHL

TEAM	Regular Season					Playoffs				
	GP	G	A	PTS	PIM	GP	G	A	PTS	PIM
Anaheim	15	0	2	2	19	0	0	0	0	0
Atlanta	41	0	5	5	48	0	0	0	0	0
Boston	29	0	2	2	23	0	0	0	0	0
Buffalo	25	0	4	4	45	0	0	0	0	0
Carolina	37	1	7	8	30	0	0	0	0	0
Calgary	5	0	0	0	27	7	0	0	0	14
Chicago	18	2	3	5	30	5	0	1	1	4
Columbus	14	0	2	2	22	0	0	0	0	0
Colorado	21	0	4	4	12	0	0	0	0	0
Dallas	16	0	2	2	18	0	0	0	0	0
Detroit	15	0	3	3	10	0	0	0	0	0
Edmonton	19	0	2	2	22	0	0	0	0	0
Florida	43	2	7	9	68	0	0	0	0	0
Los Angeles..	17	1	1	2	42	0	0	0	0	0
Minnesota ...	20	0	2	2	25	0	0	0	0	0
Montreal	30	1	6	7	28	4	0	1	1	7
New Jersey...	30	1	3	4	48	11	0	0	0	4
NY Islanders..	28	1	4	5	20	5	0	1	1	0
NY Rangers ..	28	2	7	9	24	0	0	0	0	0
Nashville	15	1	1	2	25	0	0	0	0	0
Ottawa	30	0	3	3	33	5	0	1	1	4
Philadelphia..	27	0	3	3	29	7	0	0	0	4
Phoenix	14	1	3	4	4	0	0	0	0	0
Pittsburgh	27	0	5	5	30	0	0	0	0	0
San Jose	16	0	3	3	13	7	0	1	1	4
St. Louis	17	0	3	3	20	0	0	0	0	0
Tampa Bay....	5	0	2	2	2	0	0	0	0	0
Toronto	30	0	2	2	43	0	0	0	0	0
Vancouver....	19	1	1	2	34	0	0	0	0	0
Washington ..	41	0	10	10	42	6	0	2	2	4
Totals	692	14	102	116	836	57	0	7	7	45

NHL HIGHLIGHTS

FIRSTS:

First GP:.....02/09/1999 at OTT
First Asst: 11/19/1999 at ATL
First Goal:11/24/2000 vs FLA

MOSTS: MOST RECENTLY

Goals:.....: 1 (14X) 02/14/2009 at PHO
Assists: 2 (7X) 02/14/2009 at PHO
Points.....: 3 (1X) 02/14/2009 at PHO (1G-2A)
SOG.....: 6 (2X) 04/01/2006 at FLA
PIM.....: 19 (3X) 03/02/2002 vs FLA
+/.....: 4 (1X) 12/16/2008 at STL

LONGEST PERSONAL STREAKS:

Goals.....: 1 (14X) 02/14/2009 02/14/2009 (1G)
Assists: 2 (13X) 02/27/2009 03/01/2009 (2A)
Pts.....: 3 (1X) 11/17/2002 11/21/2002 (1G-2A)

CUPS: TB (2004)

2008-09 HIGHLIGHTS

Played in his second season with the Flames appearing in 76 games setting career highs in assists (18) and points (20) as well as +/- (12) ... scored his first goal of the season on Nov.6 NSH 6 @ CGY 7 ... recorded his 100th career point with an assist on Nov.25 LA 2 @ CGY 6 ... collected 2 assists, was a team high +4, had two fights and was named 2nd star on Dec.16 CGY 6 @ STL 3 ... registered his first three point game of the season (1+2) on Feb.14 CGY 7 @ CGY 5 ... registered his 100th career assist on Feb.27 MIN 1 @ CGY 4 ... missed the last six games of the regular season with a lower body injury. **PLAYOFFS:** Played in five post-season games ... missed game #1 on Apr.16 CGY 2 @ CHI 3 OT with an injury ... returned in game #2 on Apr.18 CGY 2 @ CHI 3 after missing seven games with injury.

CAREER HIGHLIGHTS

2007-08: Finished 3rd on the team in PIM (135) and 3rd amongst Flames defencemen in games played (80) ... finished 17th amongst NHL defencemen in hits (157) ... scored his first goal as a Flame on Oct.6 VAN 4 @ CGY 3 (OT), and was named as the games 3rd star ... played in his 400th consecutive games on Nov.1 DET 4 @ CGY 1, which was the second longest current streak in the NHL ... had his first multi-point game as a Flame with two assists and tied a team high in +/- (+2), hits (3), and blocked shots (2) on Nov.24 CGY 5 @ COL 2, and was named as the games 1st star ... had his first multi-fight game with the Flames (vs. Stortini and Glencross) on Feb.4 CGY 0 @ EDM 5 ... played in his 600th career game on Feb.26 COL 3 @ CGY 2 OT ... ended the NHL's longest current ironman streak at 453 games on Mar.1 CGY 3 @ PHX 1 ... **PLAYOFFS:** Played in all seven playoff games registering one assist, four penalty minutes, and averaging 19:34 minutes of ice time ... led the Flames in hits (4) including a huge hit on Sharks captain Patrick Marleau, which teammates credit him with turning the game around from a 3-0 deficit to a 4-3 Flames win on Apr.13 SJ 3 @ CGY 4 ... **2006-07:** Played in all 82 games for TB ... registered 15 assists, and 70 PIM, while averaging 18:06 in ice time ... had a season high two assists on Mar.31 vs. WSH ... had a season high 23:30 of ice time on Dec.30 vs. MTL and again on Mar.31 vs. WSH ... had a season +3 rating on Mar.22 vs. NJ and again on Mar.31 vs. WSH ... had a season high 3 shots on goal on Nov.16 vs. CAR and again on Mar.30 at CAR ... **PLAYOFFS:** Played in all six games vs. NJ, registering 2 PIM ... was a +1 and landed two hits in Game 1 ... had a +2 rating, landed two hits and logged 18:32 of ice time in Game 3 ... landed three hits in Game 5 ... **2005-06:** Played in his 300th consecutive game to extend his franchise record games played streak ... set a personal high with 6 shots on goal Apr.1 @ FLA ... logged a season high of 28:15 in ice time Mar.30 vs. ATL ... tied his career best with an assist in his second consecutive game and blocked four shots Mr.27 @ CAR ... scored his first goal of the season and added an assist Mar.25 vs. NYR ... added an assist to tie Cory Cross for 33rd on the all-time Lightning assists list (58) ... dished out the primary assist, his second of the season, and set the Lightning record for most consecutive games played with 227, surpassing Rob Zamuner (226) Oct.8 vs. FLA ... recorded his first point of the season with an assist and logged 19:28 of ice time Oct.5 vs. CAR ... **PLAYOFFS:** Tied for 8th on the Lightning in points with one ... tied for 3rd on the team among defencemen with a -1 rating ... recorded his first point of the playoffs with an assist and had two shots on goal in Game 5 of the ECQF vs. OTT ... recorded a +1 rating in two of the five games in the series ... landed a total of 11 hits in the series ... **2003-04:** Set new career highs in assists, points, plus/minus, shorthanded goals, and shots while appearing in all 82 games for the 2nd consecutive season ... led Lightning defencemen in penalty minutes with 89 ... recorded two multi-point games, doubling his total prior to 2003-04 ... was one of two Lightning defencemen to score a shorthanded goal ... surpassed Brad Richards for the second longest games played streak in franchise history when he played his 209th consecutive game Mar.5 vs. NJ ... he finished the season with an active streak of 224 games ... scored his first career short handed goal Mar.3 vs. CHI setting a new career best for points in a season with his 15th and 16th of the year ... recorded his 12th assist of the year setting a new career best for assists in a season Feb.28 vs. WSH ... tied Rob Zamuner for 10th all-time in Lightning penalty minutes with 323 on Feb.26 vs. TOR ... scored his first goal of the season, the 4th game winning goal of his career, Dec.7 @ NYR ... named NHL Co-Defensive Player of the Week for the period ending Nov.23/03 ... played 62:17 without being on the ice for a goal-against, and 152:30 in the previous eight games, allowing only one goal ... had his third multi-point game of his career (last 4/1/02 vs. NYR) Nov.1 vs. CAR ... **PLAYOFFS:** Appeared in all 23 games in Tampa's Stanley Cup Championship run setting career bests in games played, penalty minutes, and shots ... recorded 12 PIM for a personal post-season high in Game 3 @ CGY May 29 ... logged more than 30 minutes of ice time (30:09) in Game 6 @ PHI May 20 ... recorded his second point of the playoffs in Game 2 Apr.25 vs. MTL ... recorded his third career playoff point, his first of the post-season with an assist in Game 3 vs. New York ... **2002-03:** One of three Lightning players to appear in all 82 games ... set career-highs in points (14), goals (5), and games played ... registered first point of the season with an assist on Martin St. Louis's SHG Oct.18 vs. ATL ... scored first goal of the season with OT goal Nov.17 at CAR (first career OT goal), snapping a streak of 150 games without a goal ... saw season-high 25:14 of ice time in 1-0 win vs. DET (Jan.7) ... **PLAYOFFS:** Made his playoff debut, appearing in all 11 games and recording two assists and 6 PIM ... was +2, tied with Fredrik Modin for second best on team ... recorded first career playoff point with assist on Lightning's first goal of 2003 Playoffs in Game 2 vs. WSH on Apr.12 ... tied team record with five shots in OT in Game 5 @ NJ on May 2 ... **2001-02:** Third on team with 112 hits ... set career-highs in assists (11) ... scored six points in the season's final eight games ... returned from injury Oct.20 vs. NYR with first career multi-point game (2A), including an assist on the GWG ... assessed career-high 19 PIM Oct.25 vs. LA ... assigned to Springfield (AHL) on Nov.20 for conditioning assignment and returned to team Nov.25 ... **2000-01:** Appeared in 73 games, scoring 9 points (1G, 8A) ... third on team with 136 hits and 83 blocked shots ... registered first point of the season with an assist vs. ATL on Oct.15 ... assigned to Detroit (IHL) on Oct.26 and recalled on Nov.4 ... scored first career goal Nov.24 vs. FLA ... **1999-00:** Recorded career-0-6-6 in 59 games with TB and BUF ... registered first NHL point, an assist, Nov.19 at ATL ... made his Lightning debut Mar.10 vs. FLA ... recorded his first Lightning point, an assist, Mar.12 vs. CHI ... **1998-99:** Spent major part of season with Rochester (AHL) ... appeared in four games with BUF ... made NHL debut Feb.9 for BUF in 1-1 tie at OTT ... selected to Bauer AHL All-Rookie Team ... played with Canadian All-Stars in AHL All-Star Game (Jan.25) ... played in 1st professional game Oct.10 with Rochester (IHL) at Adirondack ... registered first professional point (assist) vs. Cincinnati (Oct.17).

INTERNATIONAL HIGHLIGHTS

1998: Appeared in his second consecutive World Junior tournament, recording 0-1-1 and six penalty minutes in seven games ... served as an Assistant Captain ... **1997:** Appeared in seven games for Canada in the World Junior Championships, recording 6 PIM for the Gold Medal winners.

JUNIOR HIGHLIGHTS

Played parts of four seasons with Saskatoon and part of one season with Seattle of the Western Hockey League from 1994-95 to 1997-98 ... **1997-98:** Split the season between Saskatoon and Seattle of the WHL, appearing in 33 games with Saskatoon and 13 with Seattle ... recorded career highs with eight goals, 40 assists and 48 points in 46 games ... named to the WHL West Second All-Star Team ... **1996-97:** Led Saskatoon defencemen in scoring with six goals and 27 assists ... fourth on team in penalty minutes with 158 ... **1995-96:** Played in 59 games, registering 5-18-23 ... appeared in three playoff games, recording 4 PIM ... **1994-95:** Joined Saskatoon for final six games of the regular season, and appeared in three playoff games, recording an assist.




FREDRIK
SJOSTROM



WE
ARE





11 FREDRIK SJOSTROM ~ RW

BORN: Fargelanda, Sweden

DATE: May 6, 1983

HEIGHT: 6'1"

WEIGHT: 212 lbs.

SHOOTS: Left

DRAFTED: PHX 1st round (11th overall) in the 2001 NHL Draft

HOW ACQUIRED: Signed as a free agent on July 1, 2009

CAREER RECORD

Season	Club	Lea.	REGULAR SEASON					PIM	PLAYOFFS				
			GP	G	A	PTS			GP	G	A	PTS	PIM
2001-02	Calgary	WHL	58	19	31	50		51	4	1	1	2	8
2002-03	Calgary	WHL	63	34	43	77		95	5	1	3	4	4
	Springfield	AHL	2	1	0	1		0	6	2	0	2	12
2003-04	Phoenix	NHL	57	7	6	13		22	-	-	-	-	-
	Springfield	AHL	17	0	7	7		8	-	-	-	-	-
2004-05	Utah	AHL	80	14	24	38		57	-	-	-	-	-
2005-06	Phoenix	NHL	75	6	17	23		42	-	-	-	-	-
2006-07	Phoenix	NHL	78	9	9	18		48	-	-	-	-	-
2007-08	Phoenix	NHL	51	10	9	19		14	-	-	-	-	-
	NYR	NHL	18	2	0	2		8	10	0	1	1	2
2008-09	NYR	NHL	79	7	6	13		30	7	0	1	1	0
	TOTALS	NHL	358	41	47	88		164	17	0	2	2	2
		AHL	99	15	31	46		65	6	2	0	2	12
		WHL	121	53	74	127		146	9	2	4	6	12

SJOSTROM VS NHL

TEAM	Regular Season					Playoffs				
	GP	G	A	PTS	PIM	GP	G	A	PTS	PIM
Anaheim.....	23	2	3	5	8	0	0	0	0	0
Atlanta.....	7	0	1	1	6	0	0	0	0	0
Boston.....	6	0	0	0	0	0	0	0	0	0
Buffalo.....	8	0	3	3	8	0	0	0	0	0
Carolina.....	8	0	2	2	4	0	0	0	0	0
Calgary.....	16	0	3	3	6	0	0	0	0	0
Chicago.....	15	2	2	4	8	0	0	0	0	0
Columbus.....	14	1	2	3	14	0	0	0	0	0
Colorado.....	14	0	4	4	16	0	0	0	0	0
Dallas.....	23	2	1	3	8	0	0	0	0	0
Detroit.....	17	3	2	5	6	0	0	0	0	0
Edmonton.....	15	1	5	6	4	0	0	0	0	0
Florida.....	7	2	0	2	2	0	0	0	0	0
Los Angeles...	24	3	7	10	10	0	0	0	0	0
Minnesota.....	16	2	2	4	6	0	0	0	0	0
Montreal.....	6	0	0	0	2	0	0	0	0	0
New Jersey...	12	2	2	4	4	5	0	1	1	2
NY Islanders...	12	1	0	1	0	0	0	0	0	0
NY Rangers...	3	2	0	2	0	0	0	0	0	0
Nashville.....	16	6	2	8	2	0	0	0	0	0
Ottawa.....	6	1	0	1	2	0	0	0	0	0
Philadelphia...	11	4	0	4	4	0	0	0	0	0
Phoenix.....	1	0	0	0	0	0	0	0	0	0
Pittsburgh.....	12	1	0	1	2	5	0	0	0	0
San Jose.....	25	4	2	6	12	0	0	0	0	0
St. Louis.....	13	1	2	3	12	0	0	0	0	0
Tampa Bay.....	5	0	0	0	4	0	0	0	0	0
Toronto.....	5	1	1	2	8	0	0	0	0	0
Vancouver.....	11	0	0	0	4	0	0	0	0	0
Washington....	7	0	1	1	2	7	0	1	1	0
Totals.....	358	41	47	88	164	17	0	2	2	2

NHL HIGHLIGHTS

FIRSTS:

First GP:..... 11/30/2003 at BOS

First Goal:..... 12/12/03 vs EDM

First Asst :..... 12/31/2003 vs LA

MOSTS: MOST RECENTLY

Goals:..... 3 (1X) 10/11/2007 at NSH

Assists:..... 3 (1X) 12/08/2007 at LA

Points:..... 3 (3X) 12/15/2007 at NJ (2G-1A)

SOG :..... 6 (4X) 03/02/2008 vs PHI

PIM :..... 6 (1X) 01/02/2008 at COL

+/- :..... 3 (1X) 03/21/2006 at CBJ

LONGEST PERSONAL STREAKS:

Goals:..... 3 (1X) 12/15/2007 12/18/2007 (4G)

Assists :..... 2 (1X) 01/21/2008 01/24/2008 (2A)

Pts :..... 3 (3X) 12/15/2007 12/18/2007 (4G-1A)

CUPS: NONE

2008-09 HIGHLIGHTS

Finished tied for the team lead in shorthanded goals (two) and points (three) ... Ranked third among Rangers' forwards with 49 blocked shots ... Tallied a shorthanded goal on Mar. 12 at Nashville ... Recorded one shorthanded goal on Jan. 20 vs. Anaheim ... Collected one shorthanded assist on Dec. 13 vs. Carolina ... Skated in his 300th NHL game on Nov. 22 at Ottawa ... Notched one goal on Nov. 17 vs. the Senators ... Notched the game-deciding goal in the shootout on Oct. 25 vs. Pittsburgh ... Tallied the game-deciding goal in the shootout, Oct. 17 vs. the Maple Leafs.

CAREER HIGHLIGHTS

2007-08: Established a career-high in goals (12) ... Tallied the game-winning goal in a 5-2 win vs. the Penguins on Mar. 18 ... Notched his first goal/point as a Ranger on Mar. 2 vs. the Flyers ... Delivered a game-high, four hits on Feb. 28 at Carolina in his Rangers debut after being acquired in a trade with Phoenix on Feb. 26 ... Posted a season-high, three-game goal streak from Dec. 15 at New Jersey to Dec. 18 at Philadelphia, tallying four goals over the span ... Tallied a shorthanded goal at Philadelphia on Dec. 18 ... Tallied a career-high, three assists on Dec. 8 at Los Angeles ... Notched his first career hat trick on Oct. 11 at Nashville ... **2006-2007:** Skated in 78 games for the Coyotes, registering nine goals and nine assists for 18 points ... Ranked 3rd on the Coyotes in hits (94) ... T-7th among NHL forwards in blocked shots (68) ... Registered a three-game point streak from Oct. 26 - Nov. 3 ... Missed two games due to injury ... **2005-06:** Appeared in 75 games with the Coyotes, tallying six goals and 17 assists for 23 points, along with 42 penalty minutes ... Recorded a career-high two assists on Mar. 14 at Los Angeles ... **2004-05:** Appeared in 80 games with the Utah Grizzlies, registering 14 goals and 24 assists for 38 points, along with 57 penalty minutes ... Ranked 2nd on the team in assists (24) and points (38) ... T-3rd on the team in goals (14) ... Led Utah with four game-winning goals ... **2003-04:** Appeared in 17 games for the Falcons, registering seven assists for 7 points ... Recalled to Phoenix on Nov. 26 where he played out the remainder of the season. Appeared in 57 games with the Coyotes, registering seven goals and six assists for 13 points ... Made his NHL debut on Nov. 30 at Boston ... Tallied his first goal/point on Dec. 12 against Edmonton ... **2002-03:** Skated in two games for the Falcons, recording one goal for one point ... Appeared in six playoff games, notching two goals for two points, along with 12 penalty minutes.

INTERNATIONAL HIGHLIGHTS

Has appeared in 33 games for Sweden's Under-18, Junior and Elite National Team's registering four goals and six assists for 10 points, along with 44 penalty minutes ... **2004:** Represented Team Sweden at the World Championships in 2004, skating in nine games ... **2003:** Appeared in four games in the 2003 World Junior Championships for Team Sweden, recording one assist for one point ... **2002:** Appeared in seven games for Team Sweden during the 2002 World Junior Championships ... **2001:** Skated in six games for Sweden in the Under-18 Championships in 2001, registering three goals and three assists for six points ... Skated in seven games during the 2001 World Junior Championships for Team Sweden, notching one goal and two assists for three points

JUNIOR HIGHLIGHTS

Has appeared in 64 games with MoDo of the Swedish Jr. League and Vastra Frolunda of the Swedish League, registering nine goals and 18 assists for 27 points, along with 32 penalty minutes. **1999-00:** Skated in 22 games with MoDo of the Swedish Jr. League, recording four goals and eight assists for 12 points. **2000-01:** Appeared in 11 games with Vastra Frolunda of the Swedish Jr. League, tallying three goals and seven assists for 10 points ... Moved up to Frolunda's Swedish Elite League team ... Played in 31 games for Vastra Frolunda, notching two goals and three assists for five points ... Skated in five playoff games, recording two penalty minutes ... Also appeared in four playoff games for Frolunda's Jr. team, registering one goal and two assists for three points, along with six penalty minutes ... **CHL HIGHLIGHTS:** Has skated in 121 games with the Calgary Hitmen in the Western Hockey League, recording 53 goals and 74 assists for 127 points, along with 146 penalty minutes ... **2002-03:** Appeared in 63 games with the Hitmen, registering 34 goals and 43 assists for 77 points, along with 95 penalty minutes ... Led all Hitmen in goals (34), assists (43), and points (77), as well as plus/minus (+23) ... Named WHL player of the month for November ... Skated in five playoff games, notching one goal and three assists for four points ... **2001-02:** Appeared in 58 games for the Hitmen, tallying 19 goals and 31 assists for 50 points ... Finished 6th on the team in goals (19) and points (50) ... Skated in four playoff games, collecting one goal and one assist for two points.



COLIN STUART



WE
ARE





32 COLIN STUART ~ LW

BORN: Rochester, MN

DATE: July 8, 1982

HEIGHT: 6'2"

WEIGHT: 199 lbs.

SHOOTS: Left

DRAFTED: ATL 5th round (135th

overall) in the 2001 NHL Entry Draft

HOW ACQUIRED: Traded on July 27, 2009 from Toronto along with Anton Stralman and Toronto's 2nd pick in the 2011 draft in exchange for Wayne Primeau and Calgary's 7th round pick in 2012.

CAREER RECORD

Season	Club	Lea.	REGULAR SEASON					PLAYOFFS				
			GP	G	A	PTS	PIM	GP	G	A	PTS	PIM
1999-00	Lincoln Stars	USHL	53	18	19	37	38	9	1	3	4	2
2000-01	Colorado College	WCHA	41	2	7	9	26	-	-	-	-	-
2001-02	Colorado College	WCHA	43	13	9	22	34	-	-	-	-	-
2002-03	Colorado College	WCHA	42	13	11	24	56	-	-	-	-	-
2003-04	Colorado College	WCHA	30	10	12	22	38	-	-	-	-	-
2004-05	Chicago Wolves	AHL	39	3	2	5	12	-	-	-	-	-
	Gwinnett Gladiators	ECHL	5	1	3	4	4	-	-	-	-	-
2005-06	Chicago Wolves	AHL	78	13	14	27	65	-	-	-	-	-
2006-07	Chicago Wolves	AHL	67	18	11	29	75	15	2	5	7	10
2007-08	Chicago Wolves	AHL	58	8	8	16	45	24	3	3	6	18
	Atlanta	NHL	18	3	2	5	6	-	-	-	-	-
2008-09	Chicago Wolves	AHL	42	9	6	15	38	-	-	-	-	-
	Atlanta	NHL	33	5	3	8	18	-	-	-	-	-
TOTALS			NHL	51	8	5	13	24	-	-	-	-
			AHL	284	51	41	92	235	39	5	8	13
			ECHL	5	1	3	4	4	-	-	-	-
			WCHA	156	38	39	77	154	-	-	-	-

STUART VS NHL

TEAM	Regular Season					Playoffs				
	GP	G	A	PTS	PIM	GP	G	A	PTS	PIM
Anaheim	1	1	1	2	0	0	0	0	0	0
Boston	3	1	1	2	0	0	0	0	0	0
Buffalo	5	2	2	4	2	0	0	0	0	0
Carolina	4	0	0	0	0	0	0	0	0	0
Calgary	1	0	0	0	0	0	0	0	0	0
Chicago	1	0	0	0	0	0	0	0	0	0
Colorado	2	0	0	0	2	0	0	0	0	0
Detroit	2	1	0	1	2	0	0	0	0	0
Edmonton	2	0	0	0	0	0	0	0	0	0
Florida	4	0	1	1	0	0	0	0	0	0
Los Angeles	1	1	0	1	2	0	0	0	0	0
Montreal	4	0	0	0	6	0	0	0	0	0
New Jersey	1	0	0	0	0	0	0	0	0	0
NY Rangers	4	0	0	0	4	0	0	0	0	0
Ottawa	1	0	0	0	0	0	0	0	0	0
Philadelphia	2	0	0	0	0	0	0	0	0	0
Phoenix	1	0	0	0	0	0	0	0	0	0
Pittsburgh	3	0	0	0	2	0	0	0	0	0
San Jose	1	0	0	0	0	0	0	0	0	0
Tampa Bay	3	2	0	2	2	0	0	0	0	0
Washington	5	0	0	0	2	0	0	0	0	0
Totals	51	8	5	13	24	0	0	0	0	0

NHL HIGHLIGHTS

FIRSTS:

First GP : 12/29/2007 vs BOS

First Asst : 12/29/2007 vs BOS

First Goal : 12/31/2007 at BOS

MOSTS: MOST RECENTLY

Goals: 1 (8X) 04/11/2009 vs TB

Assists : 1 (5X) 03/14/2009 at BUF

Points : 2 (2X) 02/15/2009 at ANA (1G-1A)

SOG : 5 (1X) 02/15/2009 at ANA

PIM : 2 (12X) 03/24/2009 at MTL

+/- : 3 (1X) 01/06/2008 vs BUF

LONGEST PERSONAL STREAKS:

Goals..... : 2 (1X) 02/15/2009 02/16/2009 (2G)

Assists : 1 (5X) 03/14/2009 03/14/2009 (1A)

Pts..... : 2 (2X) 02/15/2009 02/16/2009 (2G-1A)

CUPS: NONE

2008-09 HIGHLIGHTS

Split the year between ATL and CHI (NHL) ... played 33 games for Atlanta registering 8 points (5+3) along with 18 penalty minutes ... averaged 12:28 in ice time ... sixth on the team in +/- (+3) ... led the team in short-handed goals (3), T-11th in the NHL ... had a season high in ice time (15:46) on Mar.3 at FLA ... posted short-handed goals in back-to-back games on Feb.15-16 ... In 42 games with CHI (AHL), collected 15 points (9+6) and 38 minutes in penalties.


CAREER HIGHLIGHTS

Among three brothers to play at Colorado College and be drafted by NHL team, including Mark (Nashville, 2000, 5th round) and Mike (Boston, 2003, 1st round) ... **2007-08:** Recorded 16 points (8g, 8a) and a plus-10 rating in 58 games with Chicago (AHL) ... Tied for the team lead with three shorthanded goals ... Earned his first points of the season (1g, 1a) on 10/21 at Peoria ... Recalled by the Thrashers on 12/28 ... Recorded five points (3g, 2a) during his first 18 career NHL contests ... Made his NHL debut and recorded his first-career NHL point (1a) on 12/29 vs. BOS ... Scored a goal in his second-career NHL game on 12/31 at BOS ... Recorded a career-high two points (1g, 1a) to earn his first NHL multiple-point game on 1/6 vs. BUF ... Reassigned to Chicago on 2/6 ... Tied team season-highs with three assists and a plus-four rating on 3/8 vs. Quad City ... Collected three goals during a season-high three-game point streak from 3/30-4/2 ... **PLAYOFFS:** Added six points (3g, 3a) in 24 Calder Cup Playoff games with the Wolves ... Posted two points (1g, 1a), including the game-winning shorthanded goal on 5/3 in Game 2 of the West Division Final vs. Rockford ... Registered the game-winning goal on 6/1 in Game 2 of the Calder Cup Finals vs. Wilkes-Barre/Scranton ... **2006-07:** Set AHL career-highs with 18 goals and 29 points in 67 games with Chicago ... Tied for third on the Wolves and 17th in the league with three shorthanded tallies ... Ranked sixth overall on the Wolves in goals ... Tied for third on the team with a career-high four game-winning goals ... Tied for third on the Wolves with a plus-17 rating ... Missed 13 games with a broken jaw from 10/14-11/14 ... Earned five multiple-point games, including consecutive two-point games (1g, 1a) from 3/25-3/28 ... Tied for seventh on the Wolves with seven points (2g, 5a) during the post-season ... **PLAYOFFS:** Set AHL career playoff highs with three assists and four points on 5/2 vs. Iowa ... **2005-06:** Ranked 13th on Chicago with 27 points (13g, 14a) and 65 penalty minutes in a career-high 78 games ... Set a career-high in assists ... Ranked 10th on the team in goals ... Ties for second on the Wolves with a career-high four shorthanded goals ... Posted at least one point in four-out-of-five games from 12/21-12/30 (3g, 3a) ... Recorded seven points (3g, 4a) over an 11-game span from 3/11-4/1 ... Registered a three-game point streak (2g, 1a) from 3/15-3/18 ... **2004-05:** Split his first professional season between Chicago and Gwinnett (ECHL), recording five points (3g, 2a) in 39 games with the Wolves and four points (3g, 1a) in five games with Gwinnett ... Made his AHL debut on 10/15 at Milwaukee ... Recorded his first AHL point with an assist on 10/27 vs. San Antonio ... Recorded his first ECHL point in his Gwinnett debut on 1/15 vs. South Carolina ... Scored his first AHL goal on 3/9 vs. Houston ... Scored all three goals over his final nine AHL games from 3/9-4/15

COLLEGE HIGHLIGHTS

Recorded 77 points (38g, 39a) and 154 penalty minutes in 156 games over his four-year career at Colorado College from 2000-04 ... Played in 135 consecutive games with the Tigers from 10/13/00-11/7/03 ... **2003-04:** Finished sixth on Colorado College with 22 points (10g, 12a) ... Set a career-high for assists ... Missed nine games due to a shoulder injury from 11/8-12/11 ... Tied his career-high with three points (1g, 2a) on 1/2 vs. Wayne State ... Matched career-highs with two goals and three points on 1/30 at Michigan Tech ... Tied his career-best with two goals on 3/5 at Denver ... **2002-03:** Ranked ninth on the Tigers with 24 points (13g, 11a) in 42 games ... Led WCHA with a team-best four shorthanded goals ... Set career-highs in points and penalty minutes, and matched his career-high in goals ... Scored two goals on 11/29 at Air Force and 12/20 vs. Western Michigan to set career-high ... Collected two assists on 12/13 at Minnesota State to tie his career-best ... **2001-02:** Earned 22 points (13g, 9a) in 43 games with Colorado College ... Scored a career-high two goals on 12/8 vs. St. Cloud State ... Set a career-high with a three-game point streak from 12/8-12/28 (3g, 1a) and matched it from 2/9-2/16 (2g, 1a) ... Tied his career-high with two assists twice ... **2000-01:** One of only two Tigers freshmen to play in all 41 games ... Collected a career-best two assists on 2/3 at St. Cloud State.

FLAMES IN THE SYSTEM



The Flames held their annual Development Camp from July 20-24, 2009.



RILEY ARMSTRONG ~ C

BORN: Saskatoon, SK
DATE: November 8, 1984
HEIGHT: 5'10"
WEIGHT: 191 lbs.
SHOOTS: Right

HOW ACQUIRED: signed as a free agent on July 2, 2009

REGULAR SEASON

PLAYOFFS

Season	Club	Lea.	GP	G	A	PTS	PIM	GP	G	A	PTS	PIM
2002-03	Kootenay	WHL	65	6	10	16	69	10	0	1	1	14
2003-04	Everett	WHL	69	18	26	44	119	21	5	4	9	46
2004-05	Cleveland	AHL	70	8	11	19	117	-	-	-	-	-
2005-06	Cleveland	AHL	64	4	5	9	67	-	-	-	-	-
2006-07	Worcester	AHL	73	19	17	36	108	6	0	1	1	12
2007-08	Worcester	AHL	64	15	19	34	91	-	-	-	-	-
2008-09	Worcester	AHL	71	25	17	42	101	12	3	10	13	46
	San Jose	NHL	2	0	0	0	2	-	-	-	-	-
	TOTALS	NHL	2	0	0	0	2	-	-	-	-	-
		AHL	342	71	86	157	484	18	3	11	14	58



FLAMES IN THE SYSTEM



JOHN ARMSTRONG ~ C

BORN: Unionville, ON
DATE: February 26, 1988
HEIGHT: 6'3"
WEIGHT: 205 lbs.
SHOOTS: Right

HOW ACQUIRED: 3rd round,
 87th overall, in the 2006
 Entry Draft

REGULAR SEASON

PLAYOFFS

Season	Club	Lea.	GP	G	A	PTS	PIM	GP	G	A	PTS	PIM
2004-05	Plymouth	OHL	52	6	13	19	39	4	0	0	0	4
2005-06	Plymouth	OHL	65	14	23	37	75	13	4	7	11	18
2006-07	Plymouth	OHL	34	8	13	21	26	-	-	-	-	-
	Peterborough	OHL	27	11	13	24	34	-	-	-	-	-
2007-08	Peterborough	OHL	65	21	36	57	77	5	0	1	1	6
2008-09	Quad City	AHL	68	5	15	20	72	-	-	-	-	-
TOTALS		AHL	68	5	15	20	72	-	-	-	-	-
		OHL	243	60	98	158	251	22	4	8	12	28



KEITH AULIE ~ LD

BORN: Rouleau, SK
DATE: June 11, 1989
HEIGHT: 6'6"
WEIGHT: 218 lbs.
SHOOTS: Left

HOW ACQUIRED: 4th round,
 116th overall, in the 2007
 Entry Draft

REGULAR SEASON

PLAYOFFS

Season	Club	Lea.	GP	G	A	PTS	PIM	GP	G	A	PTS	PIM	
2005-06	Brandon	WHL	38	0	2	2	32	4	0	0	0	4	
2006-07	Brandon	WHL	66	1	8	9	82	11	0	2	2	14	
2007-08	Brandon	WHL	72	5	12	17	81	6	0	3	3	11	
2008-09	Brandon	WHL	58	6	27	33	83	12	2	7	9	12	
TOTALS			WHL	234	12	49	61	278	33	2	12	14	41



FLAMES IN THE SYSTEM



MIKAEL BACKLUND ~ C

BORN: Vasteras, SWE
DATE: March 17, 1989
HEIGHT: 6'0"
WEIGHT: 199 lbs.
SHOOTS: Left

HOW ACQUIRED: 1st round,
 24th overall, in the 2007
 Entry Draft

REGULAR SEASON								PLAYOFFS				
Season	Club	Lea.	GP	G	A	PTS	PIM	GP	G	A	PTS	PIM
2005-06	Vasteras	SWE-2	12	2	2	4	14	-	-	-	-	-
2006-07	Vasteras	SWE-1	18	1	2	3	14	-	-	-	-	-
	Vasteras	SWE-2	7	5	4	9	8	5	1	0	1	4
2007-08	Vasteras	SWE-1	37	9	4	13	24	-	-	-	-	-
	Vasteras	SWE-2	9	7	6	13	20	-	-	-	-	-
	Sweden	WJC	6	3	4	7	10	-	-	-	-	-
2008-09	Vasteras	SWE-1	17	4	4	8	39	-	-	-	-	-
	Calgary	NHL	1	0	0	0	0	-	-	-	-	-
	Kelowna	WHL	28	12	18	30	26	19	13	10	23	26
	TOTALS	NHL	1	0	0	0	0	-	-	-	-	-
		WHL	28	12	18	30	26	19	13	10	23	26
		SWE-1	72	14	10	24	77	-	-	-	-	-
		SWE-2	16	12	10	22	28	5	1	0	1	4



GORD BALDWIN ~ LD

BORN: Winnipeg, MB
DATE: March 1, 1987
HEIGHT: 6'5"
WEIGHT: 206 lbs.
SHOOTS: Left

HOW ACQUIRED: 3rd round,
 69th overall, in the 2005
 Entry Draft

REGULAR SEASON								PLAYOFFS				
Season	Club	Lea.	GP	G	A	PTS	PIM	GP	G	A	PTS	PIM
2003-04	Wpg. Thrashers	MMHL	39	5	16	21	66	-	-	-	-	-
2004-05	Medicine Hat	WHL	66	3	8	11	73	13	2	2	4	8
2005-06	Medicine Hat	WHL	71	4	20	24	119	13	0	9	9	22
2006-07	Medicine Hat	WHL	53	7	19	26	70	27	2	6	8	40
2007-08	Quad City	AHL	37	0	5	5	26	-	-	-	-	-
	Las Vegas	ECHL	12	0	1	1	9	-	-	-	-	-
2008-09	Quad City	AHL	55	2	4	6	39	-	-	-	-	-
	Las Vegas	ECHL	3	0	1	1	23	-	-	-	-	-
	TOTALS	AHL	92	2	9	11	65	-	-	-	-	-
		ECHL	15	0	2	2	32	-	-	-	-	-
		WHL	190	14	47	61	262	53	4	17	21	70



FLAMES IN THE SYSTEM



SPENCER BENNETT ~ LW

BORN: White Rock, BC
DATE: October 31, 1990
HEIGHT: 6'4"
WEIGHT: 187 lbs.
SHOOTS: Left

HOW ACQUIRED: 5th round,
 141st overall, in the 2009
 Entry Draft

REGULAR SEASON

PLAYOFFS

Season	Club	Lea.	GP	G	A	PTS	PIM	GP	G	A	PTS	PIM
2007-08	Burnaby	BCHL	58	6	11	17	41	-	-	-	-	-
2008-09	Surrey	BCHL	60	20	21	41	32	9	2	4	6	7
TOTALS		BCHL	118	26	32	58	73	9	2	4	6	7



HENRIK BJORKLUND ~ RW

BORN: Karlstad, SWE
DATE: September 22, 1990
HEIGHT: 6'2"
WEIGHT: 202 lbs.
SHOOTS: Right

HOW ACQUIRED: 4th round,
 111st overall, in the 2009
 Entry Draft

REGULAR SEASON

PLAYOFFS

Season	Club	Lea.	GP	G	A	PTS	PIM	GP	G	A	PTS	PIM
2006-07	Farj. Karlstad	SWE-1	1	0	0	0	0	-	-	-	-	-
2007-08	Farj. Karlstad	SWE-1	1	0	0	0	0	2	0	0	0	0
2008-09	Farj. Karlstad	SWE-1	10	0	0	0	0	-	-	-	-	-
	Skare (Jr.)	SWE-Jr	24	14	10	24	71	-	-	-	-	-
TOTALS		SWE-1	12	0	0	0	0	2	0	0	0	0
		SWE-Jr	24	14	10	24	71	-	-	-	-	-



FLAMES IN THE SYSTEM



LANCE BOUMA ~ LW

BORN: Provost, AB
DATE: March 25, 1990
HEIGHT: 6'1"
WEIGHT: 210 lbs.
SHOOTS: Left

HOW ACQUIRED: 3rd round,
 78th overall, in the 2008
 Entry Draft

REGULAR SEASON

PLAYOFFS

Season	Club	Lea.	GP	G	A	PTS	PIM	GP	G	A	PTS	PIM
2005-06	Vancouver	WHL	5	1	3	4	0	-	-	-	-	-
2006-07	Vancouver	WHL	49	3	5	8	31	22	3	3	6	12
2007-08	Vancouver	WHL	71	12	23	35	93	10	0	1	1	8
2008-09	Vancouver	WHL	48	9	16	25	116	17	7	5	12	30
TOTALS		WHL	173	25	47	72	240	49	10	9	19	50



T.J. BRODIE ~ LD

BORN: Chatham, ON
DATE: June 7, 1990
HEIGHT: 6'1"
WEIGHT: 179 lbs.
SHOOTS: Left

HOW ACQUIRED: 4th round,
 114th overall, in the 2008
 Entry Draft

REGULAR SEASON

PLAYOFFS

Season	Club	Lea.	GP	G	A	PTS	PIM	GP	G	A	PTS	PIM
2006-07	Saginaw	OHL	20	0	4	4	23	3	0	1	1	2
2007-08	Saginaw	OHL	68	4	26	30	73	4	0	3	3	2
2008-09	Saginaw	OHL	63	12	38	50	67	8	3	6	9	8
TOTALS		OHL	151	16	68	84	163	15	3	10	13	12



FLAMES IN THE SYSTEM



HUGO CARPENTIER ~ C


BORN: Hull, QUE
DATE: March 17, 1988
HEIGHT: 6'2"
WEIGHT: 203 lbs.
SHOOTS: Left

HOW ACQUIRED: 4th round,
 118th overall, in the 2006
 Entry Draft

REGULAR SEASON

PLAYOFFS

Season	Club	Lea.	GP	G	A	PTS	PIM	GP	G	A	PTS	PIM	
2004-05	Rouyn-Nor.	QMJHL	49	6	9	15	32	5	0	1	1	6	
2005-06	Rouyn-Nor.	QMJHL	70	31	39	70	64	5	1	2	3	4	
2006-07	Rouyn-Nor.	QMJHL	69	17	37	54	86	16	0	6	6	24	
2007-08	Rouyn-Nor.	QMJHL	69	27	38	65	114	17	14	8	22	20	
2008-09	Quad City	AHL	17	2	2	4	8	-	-	-	-	-	
	Las Vegas	ECHL	45	9	15	24	33	8	0	3	3	0	
TOTALS			AHL	17	2	2	4	8	-	-	-	-	-
			ECHL	45	9	15	24	33	8	0	3	3	0
			QMJHL	257	81	123	204	296	43	15	17	32	54



KRIS CHUCKO ~ RW

BORN: Burnaby, BC
DATE: March 13, 1986
HEIGHT: 6'2"
WEIGHT: 196 lbs.
SHOOTS: Right

HOW ACQUIRED: 1st round,
 24th overall, in the 2004
 Entry Draft

REGULAR SEASON

PLAYOFFS

Season	Club	Lea.	GP	G	A	PTS	PIM	GP	G	A	PTS	PIM
2002-03	Salmon Arm	BCHL	59	14	19	33	80	11	5	3	8	12
2003-04	Salmon Arm	BCHL	53	32	55	87	161	14	10	9	19	36
2004-05	U. of Minnesota	WCHA	44	10	11	21	61	-	-	-	-	-
2005-06	U. of Minnesota	WCHA	33	4	9	13	40	-	-	-	-	-
2006-07	Omaha	AHL	80	14	14	28	72	6	0	0	0	2
2007-08	Quad City	AHL	80	15	15	30	38	-	-	-	-	-
2008-09	Quad City	AHL	74	28	23	51	59	-	-	-	-	-
	Calgary	NHL	2	0	0	0	2	-	-	-	-	-
TOTALS			NHL	2	0	0	0	2	-	-	-	-
			AHL	234	57	52	109	169	6	0	0	2
			WCHA	77	14	20	34	101	-	-	-	-



FLAMES IN THE SYSTEM



BRAD COLE ~ LD

BORN: Miniota, MB
DATE: October 21, 1986
HEIGHT: 6'4"
WEIGHT: 208 lbs.
SHOOTS: Left

HOW ACQUIRED: Signed as a free agent on May 22, 2007

		REGULAR SEASON						PLAYOFFS				
Season	Club	Lea.	GP	G	A	PTS	PIM	GP	G	A	PTS	PIM
2003-04	Seattle	WHL	6	0	0	0	12	-	-	-	-	-
	Kootenay	WHL	52	0	1	1	39	4	1	0	1	2
2004-05	Kootenay	WHL	39	1	2	3	35	8	0	1	1	2
2005-06	Kootenay	WHL	16	1	2	3	20	-	-	-	-	-
	Saskatoon	WHL	56	3	12	15	64	9	1	0	1	23
2006-07	Saskatoon	WHL	63	16	25	41	83	-	-	-	-	-
2007-08	Quad City	AHL	25	1	4	5	13	-	-	-	-	-
	Las Vegas	ECHL	19	0	4	4	11	-	-	-	-	-
2008-09	Quad City	AHL	73	3	8	11	53	-	-	-	-	-
TOTAL		AHL	98	4	12	16	66	-	-	-	-	-
		ECHL	19	0	4	4	11	-	-	-	-	-
		WHL	232	21	42	63	253	21	2	1	3	27



CAM CUNNING ~ LW

BORN: Powell River, BC
DATE: June 4, 1985
HEIGHT: 6'1"
WEIGHT: 221 lbs.
SHOOTS: Left

HOW ACQUIRED: 8th round, 240th overall, in the 2003 Entry Draft

		REGULAR SEASON						PLAYOFFS				
Season	Club	Lea.	GP	G	A	PTS	PIM	GP	G	A	PTS	PIM
2002-03	Kamloops	WHL	71	7	12	19	54	6	1	0	1	2
2003-04	Kamloops	WHL	65	14	13	27	62	5	1	1	2	10
2004-05	Kamloops	WHL	39	14	8	22	63	-	-	-	-	-
	Vancouver	WHL	30	3	7	10	19	6	1	3	4	14
2005-06	Red Deer	WHL	40	19	13	32	52	-	-	-	-	-
	Omaha	AHL	30	2	4	6	24	-	-	-	-	-
2006-07	Omaha	AHL	60	12	5	17	45	6	0	2	2	2
2007-08	Quad City	AHL	68	11	4	15	80	-	-	-	-	-
2008-09	Quad City	AHL	63	7	14	21	38	-	-	-	-	-
TOTALS		AHL	221	32	27	59	187	6	0	2	2	2
		WHL	245	57	53	110	250	17	3	4	7	26

FLAMES IN THE SYSTEM



ALEXANDER DEILERT ~ D

BORN: Stockholm, SWE
DATE: February 10, 1989
HEIGHT: 6'0"
WEIGHT: 170 lbs.
SHOOTS: Right

HOW ACQUIRED: 7th round,
 198th overall, in the 2008
 Entry Draft

REGULAR SEASON

PLAYOFFS

Season	Club	Lea.	GP	G	A	PTS	PIM	GP	G	A	PTS	PIM
2006-07	Djurgarden	SWE-2	28	1	4	5	10	7	0	0	0	0
2007-08	Djurgarden	SWE-2	38	6	12	18	70	7	1	2	3	14
2008-09	Djurgarden	SWE-2	6	0	0	0	0	-	-	-	-	-
	Almtuna	SWE-1	6	0	1	1	2	-	-	-	-	-
TOTALS		SWE-1	6	0	1	1	2	-	-	-	-	-
		SWE-2	72	7	16	23	80	14	1	2	3	14



TIM ERIXON ~ LD

BORN: Port Chester, NY
DATE: February 24, 1991
HEIGHT: 6'2"
WEIGHT: 189 lbs.
SHOOTS: Left

HOW ACQUIRED: 1st round,
 23rd overall, in the 2009
 Entry Draft

REGULAR SEASON

PLAYOFFS

Season	Club	Lea.	GP	G	A	PTS	PIM	GP	G	A	PTS	PIM
2007-08	Skelleftea HC	SWE-Sel	2	0	0	0	0	-	-	-	-	-
2008-09	Skelleftea HC	SWE-Sel	45	2	5	7	12	9	0	0	0	4
	Malmo	SWE-1	3	0	2	2	0	-	-	-	-	-
TOTALS		SWE-Sel	47	2	5	7	12	9	0	0	0	4
		SWE-1	3	0	2	2	0	-	-	-	-	-



FLAMES IN THE SYSTEM



JORDAN FULTON ~ C

BORN: St. Louis Park, MIN
DATE: September 12, 1987
HEIGHT: 6'1"
WEIGHT: 191 lbs.
SHOOTS: Left

HOW ACQUIRED: 6th round,
 179th overall, in the 2006
 Entry Draft

REGULAR SEASON								PLAYOFFS				
Season	Club	Lea.	GP	G	A	PTS	PIM	GP	G	A	PTS	PIM
2005-06	Breck High	High-MN	26	40	34	74	34	-	-	-	-	-
2006-07	Minn-Duluth	WCHA	35	2	7	9	20	3	1	0	1	2
2007-08	Minn-Duluth	WCHA	34	5	9	14	38	2	0	0	0	2
2008-09	Minn-Duluth	WCHA	35	11	5	16	56	7	1	0	1	4
TOTALS		WCHA	104	18	21	39	114	12	2	0	2	8



CARSEN GERMYN ~ RW

BORN: Campbell River, BC
DATE: February 22, 1982
HEIGHT: 5'11"
WEIGHT: 186 lbs.
SHOOTS: Right

HOW ACQUIRED: Signed as a
 free agent on July 6th, 2004

REGULAR SEASON								PLAYOFFS				
Season	Club	Lea.	GP	G	A	PTS	PIM	GP	G	A	PTS	PIM
1998-99	Kelowna	WHL	59	6	10	16	61	5	0	0	0	2
1999-00	Kelowna	WHL	71	16	29	45	111	5	3	3	6	4
2000-01	Kelowna	WHL	71	35	52	87	102	6	2	6	8	10
2001-02	Kelowna	WHL	23	10	18	28	43	-	-	-	-	-
2002-03	Red Deer	WHL	37	23	25	48	83	23	4	12	16	24
	Red Deer	WHL	63	26	33	59	108	23	4	9	13	25
2003-04	Norfolk	AHL	77	11	16	27	104	6	1	0	1	2
2004-05	Lowell	AHL	60	9	11	20	115	10	0	0	0	25
2005-06	Omaha	AHL	77	24	31	55	127	-	-	-	-	-
2006-07	Calgary	NHL	2	0	0	0	0	-	-	-	-	-
	Omaha	AHL	77	28	32	60	124	6	1	1	2	2
2007-08	Calgary	NHL	2	0	0	0	0	-	-	-	-	-
	Quad City	AHL	77	19	29	48	133	-	-	-	-	-
2008-09	Quad City	AHL	75	13	47	60	57	-	-	-	-	-
	TOTALS	NHL	4	0	0	0	0	-	-	-	-	-
		AHL	443	104	166	270	660	22	2	1	3	29
		WHL	324	116	167	283	508	62	13	30	43	65

FLAMES IN THE SYSTEM



RYLEY GRANTHAM ~ LW

BORN: Hanna, AB
DATE: January 7, 1988
HEIGHT: 6'3"
WEIGHT: 200 lbs.
SHOOTS: Left

HOW ACQUIRED: 6th round,
 168th overall, in the 2008
 Entry Draft

REGULAR SEASON

PLAYOFFS

Season	Club	Lea.	GP	G	A	PTS	PIM	GP	G	A	PTS	PIM
2004-05	Brooks	AJHL	3	0	0	0	12	-	-	-	-	-
2005-06	Brooks	AJHL	43	6	3	9	98	-	-	-	-	-
2006-07	Moose Jaw	WHL	33	1	1	2	50	-	-	-	-	-
2007-08	Moose Jaw	WHL	66	10	9	19	163	6	0	0	0	8
2008-09	Moose Jaw	WHL	38	8	5	13	132	-	-	-	-	-
	Kelowna	WHL	29	4	12	16	61	22	4	1	5	16
TOTALS		WHL	166	23	27	50	406	28	4	1	5	24
		AJHL	46	6	3	9	110	-	-	-	-	-



KYLE GREENTREE ~ LW

BORN: Victoria, BC
DATE: November 15, 1983
HEIGHT: 6'3"
WEIGHT: 219 lbs.
SHOOTS: Left

HOW ACQUIRED: Traded from
 Philadelphia in exchange for Tim
 Ramholt on June 30, 2008

REGULAR SEASON

PLAYOFFS

Season	Club	Lea.	GP	G	A	PTS	PIM	GP	G	A	PTS	PIM
2003-04	Victoria	BCHL	59	62	53	115	170	5	4	5	9	29
2004-05	Alaska Fairbanks	CCHA	37	12	20	32	31	-	-	-	-	-
2005-06	Alaska Fairbanks	CCHA	39	8	19	27	58	-	-	-	-	-
2006-07	Alaska Fairbanks	CCHA	39	21	21	42	78	-	-	-	-	-
	Philadelphia	AHL	8	2	0	2	2	-	-	-	-	-
2007-08	Philadelphia	AHL	72	24	24	48	83	12	1	3	4	11
	Philadelphia	NHL	2	0	0	0	0	-	-	-	-	-
2008-09	Quad City	AHL	79	39	14	76	63	-	-	-	-	-
	Calgary	NHL	2	0	0	0	0	-	-	-	-	-
TOTALS		NHL	4	0	0	0	0	-	-	-	-	-
		AHL	159	65	61	126	148	12	1	3	4	11
		CCHA	117	41	60	101	167	-	-	-	-	-



FLAMES IN THE SYSTEM



RYAN HOWSE ~ RW

BORN: Chilliwack, BC

DATE: July 6, 1991

HEIGHT: 5'11"

WEIGHT: 207 lbs.

SHOOTS: Left

HOW ACQUIRED: 3rd round,
74th overall, in the 2009
Entry Draft

REGULAR SEASON

PLAYOFFS

Season	Club	Lea.	GP	G	A	PTS	PIM	GP	G	A	PTS	PIM
2006-07	Chilliwack	WHL	5	1	0	1	2	1	0	0	0	0
2007-08	Chilliwack	WHL	54	10	7	17	12	4	1	1	2	2
2008-09	Chilliwack	WHL	61	31	13	44	12	-	-	-	-	-
TOTALS		WHL	120	42	20	62	26	5	1	1	2	2



LELAND IRVING ~ G

BORN: Swan Hills, AB

DATE: April 11, 1988

HEIGHT: 6'0"

WEIGHT: 174 lbs.

CATCHES: Left

HOW ACQUIRED: 1st round,
26th overall, in the 2006
Entry Draft

REGULAR SEASON

PLAYOFFS

Season	Club	Lea.	GP	W	L	T	MINS	GA	SO	GAA	GP	W	L	MINS	GA	SO	GAA
2004-05	Everett	WHL	23	9	8	1	1132	34	2	1.80	-	-	-	-	-	-	-
2005-06	Everett	WHL	67	37	22	4	3791	121	4	1.92	12	8	3	747	21	3	1.69
2006-07	Everett	WHL	48	34	9	3	2802	87	11	1.86	12	6	5	639	30	0	2.82
2007-08	Everett	WHL	56	27	24	3	3258	133	4	2.45	3	0	3	139	10	0	4.30
2008-09	Quad City	AHL	47	24	18	2	2658	99	1	2.23	-	-	-	-	-	-	-
TOTALS		AHL	47	24	18	2	2658	99	1	2.23	-	-	-	-	-	-	-
		WHL	194	107	63	11	10983	375	21	2.05	27	14	11	1525	61	3	2.40



FLAMES IN THE SYSTEM



JASON JAFFRAY ~ RW

BORN: Rimbey, AB

DATE: June 30 1981

HEIGHT: 6'1"

WEIGHT: 197 lbs.

SHOOTS: Left

HOW ACQUIRED: signed as a free agent on July 7, 2009

Season	Club	Lea.	REGULAR SEASON					PLAYOFFS				
			GP	G	A	PTS	PIM	GP	G	A	PTS	PIM
1997-98	Edmonton	WHL	6	0	1	1	0	-	-	-	-	-
1998-99	Kootenay	WHL	57	14	12	26	50	7	1	2	3	6
1999-00	Kootenay	WHL	71	24	28	52	104	21	10	9	19	17
2000-01	Kootenay	WHL	70	31	42	73	108	11	5	7	12	10
2001-02	Kootenay	WHL	32	15	19	34	38	-	-	-	-	-
	Swift Current	WHL	41	23	26	49	44	12	4	5	9	25
2002-03	Roanoke	ECHL	64	34	51	85	89	4	0	3	3	4
	Norfolk	AHL	2	0	0	0	0	-	-	-	-	-
2003-04	Wheeling	ECHL	54	37	37	74	81	2	1	1	2	2
	Wilkes-Barre/Scranton	AHL	5	0	1	1	0	-	-	-	-	-
2004-05	Wheeling	ECHL	23	6	6	12	22	-	-	-	-	-
	Cleveland	AHL	30	10	6	16	23	-	-	-	-	-
2004-05	Manitoba	AHL	14	4	4	8	6	1	0	0	0	0
2005-06	Manitoba	AHL	73	12	35	47	58	13	6	1	7	11
2006-07	Manitoba	AHL	77	35	46	81	75	13	6	7	13	6
2007-08	Manitoba	AHL	43	21	27	48	51	3	1	4	5	0
	Vancouver	NHL	19	2	4	6	19	-	-	-	-	-
2008-09	Manitoba	AHL	56	23	26	49	52	22	9	10	19	12
	Vancouver	NHL	14	2	2	4	14	-	-	-	-	-
TOTALS		NHL	33	4	6	10	33	-	-	-	-	-
		AHL	300	105	145	250	265	52	22	22	44	29
		ECHL	141	77	94	171	192	6	1	4	5	6



PER JONSSON ~ LD

BORN: Karlstad, SWE

DATE: April 20, 1988

HEIGHT: 6'1"

WEIGHT: 180 lbs.

SHOOTS: Left

HOW ACQUIRED: 7th round, 209th overall, in the 2006 Entry Draft

Season	Club	Lea.	REGULAR SEASON					PLAYOFFS				
			GP	G	A	PTS	PIM	GP	G	A	PTS	PIM
2004-05	Farjestad U18	SWE-U18	12	2	2	4	10	2	0	0	0	2
2005-06	Farjestad U18	SWE-U18	14	3	1	4	38	8	1	1	2	22
2006-07	Skare	SWE-D	19	3	4	7	38	-	-	-	-	-
2007-08	Farjestad	SWE-Senior	16	0	1	1	0	-	-	-	-	-
	Skare	SWE-D	37	3	14	17	100	-	-	-	-	-
2008-09	Bofors	SWE	14	1	1	2	22	-	-	-	-	-
	Malmo	SWE-2	28	1	1	2	12	-	-	-	-	-
TOTALS		SWE-Senior	16	0	1	1	0	-	-	-	-	-
		SWE-2	28	1	1	2	12	-	-	-	-	-
		SWE-D	56	6	18	24	138	-	-	-	-	-
		SWE-U18	26	5	3	8	48	10	1	1	2	24

FLAMES IN THE SYSTEM



MATT KEETLEY ~ G

BORN: Medicine Hat, AB

DATE: April 27, 1986

HEIGHT: 6'1"

WEIGHT: 193 lbs.

CATCHES: Right

HOW ACQUIRED: 5th round,

158th overall, in the 2005

Entry Draft

REGULAR SEASON

PLAYOFFS

Season	Club	Lea.	GP	W	L	T	MINS	GA	SO	GAA	GP	W	L	MINS	GA	SO	GAA
2003-04	Med. Hat	AMHL	-	7	4	2	813	48	-	3.54	-	-	-	-	-	-	-
	Med. Hat	WHL	3	0	1	0	72	5	0	4.17	2	0	0	15	1	0	4.00
2004-05	Med. Hat	WHL	32	21	5	3	1846	51	6	*1.66	3	1	0	103	8	0	4.66
2005-06	Med. Hat	WHL	62	42	13	6	3741	130	6	2.09	13	9	2	864	30	0	2.08
2006-07	Med. Hat	WHL	55	42	11	1	3258	119	6	2.19	27	18	9	1645	57	5	2.08
2007-08	Quad City	AHL	26	10	8	3	1393	54	1	2.33	-	-	-	-	-	-	-
	Calgary	NHL	1	0	0	0	9	0	0	0.00	-	-	-	-	-	-	-
2006-07	Med. Hat	WHL	55	42	11	1	3258	119	6	2.19	27	18	9	1645	57	5	2.08
2008-09	Quad City	AHL	33	8	18	4	1853	88	2	2.85	-	-	-	-	-	-	-
	Las Vegas	ECHL	7	1	3	3	429	19	0	2.66	-	-	-	-	-	-	-
TOTALS			NHL	1	0	0	9	0	0	0.00	-	-	-	-	-	-	-
		AHL	59	18	26	7	3246	142	3	2.63	-	-	-	-	-	-	-
		ECHL	7	1	3	3	429	19	0	2.66	-	-	-	-	-	-	-
		WHL	152	105	30	10	8917	305	18	2.05	45	28	11	2627	96	5	2.19



NICK LARSON ~ LW

BORN: St. Paul, MIN

DATE: November 14, 1989

HEIGHT: 6'1"

WEIGHT: 193 lbs.

SHOOTS: Left

HOW ACQUIRED: 4th round,

108th overall, in the 2008

Entry Draft


REGULAR SEASON

PLAYOFFS

Season	Club	Lea.	GP	G	A	PTS	PIM	GP	G	A	PTS	PIM
2007-08	Waterloo	USHL	57	19	19	38	66	9	3	2	5	31
2008-09	Waterloo	USHL	51	19	17	36	144	3	0	0	0	4
TOTALS			USHL	108	38	36	74	12	3	2	5	35



FLAMES IN THE SYSTEM



TOMI MAKI - RW

BORN: Helsinki, Finland

DATE: August 19, 1983

HEIGHT: 5'11"

WEIGHT: 193 lbs.

SHOOTS: Left

HOW ACQUIRED: 4th round,


108th overall, in the 2001

Entry Draft

REGULAR SEASON

PLAYOFFS

Season	Club	Lea.	GP	G	A	PTS	PIM	GP	G	A	PTS	PIM
2001-02	Jokerit Jr.	Finland-Jr.	29	12	13	25	12	1	0	0	0	2
	Kiekko Vantaa	Finland-2	5	0	0	0	0	-	-	-	-	-
	Jokerit	Finland	8	0	1	1	2	-	-	-	-	-
	Finland	WJC	7	1	0	1	0	-	-	-	-	-
2002-03	Jokerit	Finland	18	2	2	4	4	1	0	0	0	0
	Kiekko Vantaa	Finland-2	5	0	0	0	0	-	-	-	-	-
	Finland	WJC	7	2	2	4	27	-	-	-	-	-
2003-04	Jokerit	Finland	50	5	5	10	14	8	0	0	0	0
2004-05	Jokerit	Finland	51	1	4	5	14	12	1	1	2	2
2005-06	Omaha	AHL	80	12	17	29	33	-	-	-	-	-
2006-07	Omaha	AHL	67	4	11	15	20	6	1	1	2	2
	Calgary	NHL	1	0	0	0	0	-	-	-	-	-
2007-08	Quad City	AHL	78	8	5	13	38	-	-	-	-	-
2008-09	Jokerit	FNL	57	7	9	16	49	5	0	0	0	6
TOTALS			NHL	1	0	0	0	-	-	-	-	-
			AHL	225	24	33	57	6	1	1	2	2



AARON MARVIN - C

BORN: Warrod, MIN

DATE: May 27, 1988

HEIGHT: 6'2"

WEIGHT: 195 lbs.

SHOOTS: Left

HOW ACQUIRED: 3rd round,

89th overall, in the 2006

Entry Draft

REGULAR SEASON

PLAYOFFS

Season	Club	Lea.	GP	G	A	PTS	PIM	GP	G	A	PTS	PIM
2005-06	Warrod	High-MN	23	9	21	30	40	-	-	-	-	-
2006-07	Warrod	High-MN	15	16	22	38	n/a	-	-	-	-	-
	Tri-City	USHL	13	1	3	4	8	9	1	0	1	8
2007-08	St.Cloud	NCAA	36	3	9	12	31	4	0	1	1	2
2008-09	St.Cloud	WCHA	36	10	17	27	46	2	0	0	0	0
TOTALS			WCHA	72	13	26	39	6	0	1	1	2
			USHL	13	1	3	4	9	1	0	1	8
			High-MN	38	25	43	68	-	-	-	-	-

FLAMES IN THE SYSTEM



JOSH MEYERS - D

BORN: Alexandria, MN
DATE: December 7, 1985
HEIGHT: 6'2"
WEIGHT: 190 lbs.
SHOOTS: Right

HOW ACQUIRED: signed as a free agent in August 2009

REGULAR SEASON

PLAYOFFS

Season	Club	Lea.	GP	G	A	PTS	PIM	GP	G	A	PTS	PIM
2003-04	Minnesota	NAHL	53	11	26	37	70	-	-	-	-	-
2004-05	Sioux City	USHL	57	8	24	32	92	13	1	9	10	18
2005-06	Minn.-Duluth	WCHA	27	3	7	10	20	-	-	-	-	-
2006-07	Minn.-Duluth	WCHA	37	11	13	24	30	-	-	-	-	-
2007-08	Minn.-Duluth	WCHA	36	6	8	14	72	-	-	-	-	-
2008-09	Minn.-Duluth	WCHA	43	10	18	28	42	-	-	-	-	-
TOTALS			WCHA	143	30	46	76	164	-	-	-	-
			USHL	57	8	24	32	92	13	1	9	18



GARTH MURRAY - C

BORN: Regina, SK
DATE: September 17, 1982
HEIGHT: 6'1"
WEIGHT: 208 lbs.
SHOOTS: Left

DRAFTED: New York Rangers, 3rd round 79th overall, 2001 Entry Draft
HOW ACQUIRED: signed as a free agent on July 2, 2009

REGULAR SEASON

PLAYOFFS

Season	Club	Lea.	GP	G	A	PTS	PIM	GP	G	A	PTS	PIM
1997-98	Regina	WHL	4	0	0	0	2	2	0	0	0	0
1998-99	Regina	WHL	60	3	5	8	101	--	--	--	--	--
1999-00	Regina	WHL	68	14	26	40	155	7	1	1	2	7
2000-01	Regina	WHL	72	28	16	44	183	6	1	1	2	10
2001-02	Regina	WHL	62	33	30	63	154	6	2	3	5	9
	Hartford	AHL	4	0	0	0	0	9	1	3	4	6
2002-03	Hartford	AHL	64	10	14	24	121	2	0	0	0	6
2003-04	Hartford	AHL	63	11	11	22	159	16	0	4	4	29
	New York	NHL	20	1	0	1	24	--	--	--	--	--
2004-05	Hartford	AHL	55	4	5	9	182	5	1	0	1	8
2005-06	Hamilton	AHL	26	1	1	2	46	--	--	--	--	--
	Montreal	NHL	36	5	1	6	44	6	0	0	0	0
2006-07	Montreal	NHL	43	2	1	3	32	--	--	--	--	--
2007-08	Montreal	NHL	1	0	0	0	0	--	--	--	--	--
	Florida	NHL	6	0	0	0	19	--	--	--	--	--
2008-09	San Antonio	AHL	64	11	10	21	146	--	--	--	--	--
	Phoenix Coyotes	NHL	10	0	0	0	12	--	--	--	--	--
TOTALS			NHL	116	8	2	10	131	6	0	0	0
			AHL	276	37	41	78	654	32	2	7	49
			WHL	266	78	77	155	595	21	4	5	26

FLAMES IN THE SYSTEM



JOHN NEGRIN ~ LD

BORN: West Vancouver, BC

DATE: March 25, 1989

HEIGHT: 6'3"

WEIGHT: 202 lbs.

SHOOTS: Left

HOW ACQUIRED: 3rd round,
70th overall, in the 2007
Entry Draft

REGULAR SEASON

PLAYOFFS

Season	Club	Lea.	GP	G	A	PTS	PIM	GP	G	A	PTS	PIM
2004-05	Kootenay	WHL	2	0	0	0	0	-	-	-	-	-
	South Surrey	BCHL	4	0	0	0	0	-	-	-	-	-
2005-06	Kootenay	WHL	55	3	7	10	48	6	0	0	0	6
2006-07	Kootenay	WHL	44	1	15	16	57	7	0	2	2	8
2007-08	Kootenay	WHL	71	1	41	42	68	10	1	1	2	8
2008-09	Kootenay	WHL	38	5	26	31	27	-	-	-	-	-
	Swift Current	WHL	25	3	15	18	22	7	2	4	6	8
	Calgary	NHL	3	0	1	1	2	-	-	-	-	-
TOTALS		NHL	3	0	1	1	2	-	-	-	-	-
		WHL	235	13	104	117	222	30	3	7	10	30
		BCHL	4	0	0	0	0	-	-	-	-	-



GREG NEMISZ ~ RW

BORN: Courtice, ON

DATE: June 5, 1990

HEIGHT: 6'4"

WEIGHT: 196 lbs.

SHOOTS: Right

HOW ACQUIRED: 1st round,
25th overall, in the 2008
Entry Draft

REGULAR SEASON

PLAYOFFS

Season	Club	Lea.	GP	G	A	PTS	PIM	GP	G	A	PTS	PIM
2006-07	Windsor	OHL	62	11	23	34	23	-	-	-	-	-
2007-08	Windsor	OHL	68	34	33	67	52	5	2	1	3	8
2008-09	Windsor	OHL	65	36	41	77	48	20	8	12	20	22
TOTALS		OHL	195	81	97	178	123	25	10	13	23	30



FLAMES IN THE SYSTEM



JONI ORTIO ~ G

BORN: Turku, FIN
DATE: April 16, 1991
HEIGHT: 6'1"
WEIGHT: 185 lbs.
CATCHES: Left

HOW ACQUIRED: 6th round,
 171st overall, in the 2009
 Entry Draft

REGULAR SEASON

PLAYOFFS

Season	Club	Lea.	GP	W	L	T	MINS	GA	SO	GAA	GP	W	L	MINS	GA	SO	GAA
2007-08	Tuto (FinMi)	FIN	7	1	6	-	392	34	0	5.20	-	-	-	-	-	-	-
	TPS-Turku (Jr C)	FIN	-	-	-	-	-	-	-	-	2	-	-	119	14	0	7.03
2008-09	TPS-Turku (Jr A)	FIN	26	18	8	-	1573	69	1	2.63	12	6	6	716	23	0	1.93
	TPS-Turku (FinMi)	FIN	1	1	0	-	60	4	0		4.00	-	-	-	-	-	-
TOTALS		Jr A	26	18	8	-	1573	69	1	2.63	12	6	6	716	23	0	1.93
		Jr C	-	-	-	-	-	-	-	-	2	-	-	119	14	0	7.03
		FinMi	8	2	6	-	452	38	0	5.04	-	-	-	-	-	-	-



BRETT PALIN ~ RD

BORN: Nanaimo, BC
DATE: June 23, 1984
HEIGHT: 6'2"
WEIGHT: 200 lbs.
SHOOTS: Right

HOW ACQUIRED: Signed as a
 free agent August 5, 2005

REGULAR SEASON

PLAYOFFS

Season	Club	Lea.	GP	G	A	PTS	PIM	GP	G	A	PTS	PIM
2000-01	Kelowna	WHL	39	0	0	0	25	-	-	-	-	-
2001-02	Kelowna	WHL	70	0	1	1	88	15	0	0	0	4
2002-03	Kelowna	WHL	71	1	17	18	118	19	0	4	4	12
2003-04	Kelowna	WHL	72	1	16	17	106	17	0	5	5	24
2004-05	Kelowna	WHL	72	4	21	25	71	24	4	6	10	52
2005-06	Omaha	AHL	64	0	5	5	46	-	-	-	-	-
2006-07	Omaha	AHL	78	1	9	10	71	6	1	0	1	0
2007-08	Quad City	AHL	67	0	10	10	68	-	-	-	-	-
2008-09	Quad City	AHL	57	5	10	15	40	-	-	-	-	-
TOTALS		AHL	266	6	34	40	225	6	1	0	1	0
		WHL	324	6	55	61	408	75	4	15	19	92

FLAMES IN THE SYSTEM



GAELAN PATTERSON ~ C

BORN: La Ronge, SK
DATE: August 22, 1990
HEIGHT: 6'1"
WEIGHT: 210 lbs.
SHOOTS: Left

HOW ACQUIRED: 7th round,
 201st overall, in the 2009
 Entry Draft

REGULAR SEASON

PLAYOFFS

Season	Club	Lea.	GP	G	A	PTS	PIM	GP	G	A	PTS	PIM
2006-07	Saskatoon	WHL	53	3	1	4	24	-	-	-	-	-
2007-08	Saskatoon	WHL	51	4	6	10	38	-	-	-	-	-
2008-09	Saskatoon	WHL	71	22	35	57	41	7	1	1	2	2
TOTALS		WHL	175	29	42	71	103	7	1	1	2	2



MATT PELECH ~ RD

BORN: Toronto, ON
DATE: September 4, 1987
HEIGHT: 6'5"
WEIGHT: 222 lbs.
SHOOTS: Right

HOW ACQUIRED: 1st round,
 26th overall, in the 2005
 Entry Draft

REGULAR SEASON

PLAYOFFS

Season	Club	Lea.	GP	G	A	PTS	PIM	GP	G	A	PTS	PIM
2002-03	Vaughan	GTHL	44	3	13	16	113	-	-	-	-	-
2003-04	Sarnia	OHL	62	4	6	10	39	5	0	1	1	12
2004-05	Sarnia	OHL	31	1	5	6	74	-	-	-	-	-
2005-06	Sarnia	OHL	18	0	2	2	59	-	-	-	-	-
	London	OHL	34	1	7	8	80	19	0	0	0	48
2006-07	Belleville	OHL	58	5	30	35	171	12	0	3	3	22
2007-08	Quad City	AHL	77	3	6	9	141	-	-	-	-	-
2008-09	Quad City	AHL	59	3	6	9	130	-	-	-	-	-
	Calgary	NHL	5	0	3	3	9	-	-	-	-	-
TOTALS		NHL	5	0	3	3	9	-	-	-	-	-
		AHL	136	6	12	18	271	-	-	-	-	-
		OHL	203	11	50	61	423	36	0	4	4	82

FLAMES IN THE SYSTEM



JUSSO PUUSTINEN ~ RW

BORN: Kuopio, FIN

DATE: April 5, 1988

HEIGHT: 6'2"

WEIGHT: 188 lbs.

SHOOTS: Right

HOW ACQUIRED: 5th round,
149th overall, in the 2006
Entry Draft

REGULAR SEASON

PLAYOFFS

Season	Club	Lea.	GP	G	A	PTS	PIM	GP	G	A	PTS	PIM	
2004-05	KalPa U18	FIN U18	26	14	15	29	81	6	1	2	3	4	
	KalPa Jr.	FIN Jr.	1	0	0	0	0	-	-	-	-	-	
2005-06	KalPa U18	FIN U18	7	8	7	15	18	1	0	0	0	2	
	KalPa Jr.	FIN Jr.	29	9	5	14	46	5	0	0	0	0	
2006-07	Kamloops	WHL	64	32	39	71	52	4	0	3	3	4	
2007-08	Kamloops	WHL	60	27	26	53	26	4	1	1	2	2	
2008-09	Blues	FNL	53	13	20	33	14	14	1	1	2	4	
TOTALS			WHL	124	59	65	124	78	8	1	4	5	6



KEITH SEABROOK ~ RD

BORN: Delta, BC

DATE: August 2, 1988

HEIGHT: 6'0"

WEIGHT: 199 lbs.

SHOOTS: Right

DRAFTED: WSH 2nd round
(52nd overall) in the 2006
Entry Draft

HOW ACQUIRED: from the
Washington Capitals in exchange
for future considerations

REGULAR SEASON

PLAYOFFS

Season	Club	Lea.	GP	G	A	PTS	PIM	GP	G	A	PTS	PIM	
2004-05	Coquitlam	BCHL	58	8	20	28	70	-	-	-	-	-	
2005-06	Burnaby	BCHL	57	10	24	34	81	-	-	-	-	-	
2006-07	U. of Denver	WCHA	37	2	11	13	24	-	-	-	-	-	
2007-08	Calgary	WHL	59	4	13	17	47	14	0	5	5	13	
2008-09	Calgary	WHL	64	15	40	55	58	18	4	11	15	26	
TOTALS			WHL	123	19	53	72	105	32	4	16	20	39
			WCHA	37	2	11	13	24	-	-	-	-	-



FLAMES IN THE SYSTEM



C.J. SEVERYN ~ LW

BORN: Beaver, PA
DATE: June 2, 1989
HEIGHT: 6'0"
WEIGHT: 185 lbs.
SHOOTS: Left

HOW ACQUIRED: 7th round, 186th overall, in the 2007 Entry Draft

REGULAR SEASON

PLAYOFFS

Season	Club	Lea.	GP	G	A	PTS	PIM	GP	G	A	PTS	PIM
2006-07	US Nat U-18	USDP	30	5	8	13	24	-	-	-	-	-
2007-08	Ohio State	CCHA	30	0	2	2	20	2	0	0	0	0
2008-09	Ohio State	CCHA	27	8	3	11	20	6	1	0	1	4
TOTALS		CCHA	57	8	5	13	40	8	1	0	1	4
		USDP	30	5	8	13	24	-	-	-	-	-



DAVID SHANTZ ~ G

BORN: Burlington, ON
DATE: May 5, 1986
HEIGHT: 6'2"
WEIGHT: 217 lbs.
CATCHES: Left

DRAFTED: FLA 2nd round (37th overall) in the 2004 NHL Draft
HOW ACQUIRED: signed as a free agent in August 2009

REGULAR SEASON

PLAYOFFS

Season	Club	Lea.	GP	W	L	T	MINS	GA	SO	GAA	GP	W	L	MINS	GA	SO	GAA
2001-02	Hamilton	OPJHL	1	0	0	0	0	0	0	0	-	-	-	-	-	-	-
2003-04	Mississauga	OHL	43	21	18	3	2483	120	1	2.90	24	12	10	1448	49	5	2.03
2004-05	Mississauga	OHL	27	10	10	4	1523	72	0	2.84	-	-	-	-	-	-	-
2005-06	Peterborough	OHL	49	31	14	3	2946	141	2	2.87	19	16	3	1239	54	1	2.61
2006-07	Florida	ECHL	23	13	7	1	1338	66	0	2.96	1	0	0	20	1	0	3.00
	Rochester	AHL	2	1	1	0	120	9	0	4.51	-	-	-	-	-	-	-
2007-08	Rochester	AHL	14	1	10	1	780	53	0	4.07	-	-	-	-	-	-	-
	Florida	ECHL	20	11	5	3	1101	47	0	2.56	2	0	1	77	3	0	2.33
2008-09	Dayton	ECHL	23	10	9	3	1326	69	1	3.12	-	-	-	-	-	-	-
	Rochester	AHL	12	3	6	2	690	30	1	2.61	-	-	-	-	-	-	-
	Elmira	ECHL	11	5	4	1	645	31	1	2.88	-	-	-	-	-	-	-
TOTALS		AHL	28	5	17	3	1590	92	1	3.47	-	-	-	-	-	-	-
		ECHL	77	39	25	8	4410	213	2	2.90	3	0	1	97	4	0	2.47
		OHL	119	62	42	10	6952	333	3	2.87	43	28	13	2687	103	6	2.30

FLAMES IN THE SYSTEM



ANTON STRALMAN ~ LD

BORN: Tibro, Sweden

DATE: August 1, 1986

HEIGHT: 6'1"

WEIGHT: 192 lbs.

SHOOTS: Left

DRAFTED: TOR 7th round (216th overall) in the 2005 NHL Entry Draft

HOW ACQUIRED: Traded on July 27, 2009 from Toronto along with Colin Stuart and Toronto's 2nd pick in the 2011 draft in exchange for Wayne Primeau and Calgary's 7th round pick in 2012.

REGULAR SEASON

PLAYOFFS

Season	Club	Lea.	GP	G	A	PTS	PIM	GP	G	A	PTS	PIM
2004-05	Skovde IK	Swe-1	41	9	9	18	34	-	-	-	-	-
2005-06	Timra IK	SEL	45	1	4	5	28	-	-	-	-	-
2006-07	Timra IK	SEL	53	10	11	21	34	-	-	-	-	-
2007-08	Toronto	NHL	50	3	6	9	18	-	-	-	-	-
	Toronto Marlies	AHL	21	0	11	11	22	-	-	-	-	-
2008-09	Toronto	NHL	38	1	12	13	20	-	-	-	-	-
	Toronto Marlies	AHL	36	7	9	16	24	6	1	2	3	0
TOTALS			NHL	88	4	18	22	38	-	-	-	-
			AHL	57	7	20	27	46	6	1	2	3



BRETT SUTTER ~ LW

BORN: Viking, AB

DATE: June 2, 1987

HEIGHT: 6'0"

WEIGHT: 196 lbs.

SHOOTS: Left

HOW ACQUIRED: 6th round, 179th overall, in the 2005 Entry Draft

REGULAR SEASON

PLAYOFFS

Season	Club	Lea.	GP	G	A	PTS	PIM	GP	G	A	PTS	PIM
2003-04	Kootenay	WHL	44	5	7	12	26	4	0	0	0	4
2004-05	Kootenay	WHL	70	8	11	19	70	16	1	2	3	16
2005-06	Kootenay	WHL	16	8	7	15	21	-	-	-	-	-
	Red Deer	WHL	57	9	26	35	80	-	-	-	-	-
2006-07	Red Deer	WHL	67	28	29	57	77	7	3	4	7	11
2007-08	Quad City	AHL	75	4	6	10	63	-	-	-	-	-
2008-09	Quad City	AHL	71	10	15	25	50	-	-	-	-	-
	Calgary	NHL	4	1	0	1	2	-	-	-	-	-
TOTALS			NHL	4	1	0	1	2	-	-	-	-
			AHL	146	14	21	35	113	-	-	-	-
			WHL	254	58	80	138	274	27	4	6	10



FLAMES IN THE SYSTEM



PETER VANDERMEER ~ LW

BORN: Red Deer, AB
DATE: October 14, 1975
HEIGHT: 6'0"
WEIGHT: 206 lbs.
SHOOTS: Left

HOW ACQUIRED: Signed as a free agent on July 2, 2008


REGULAR SEASON

PLAYOFFS

Season	Club	Lea.	GP	G	A	PTS	PIM	GP	G	A	PTS	PIM
1992-93	Red Deer	WHL	2	0	0	0	0	-	-	-	-	-
1993-94	Red Deer	WHL	54	4	9	13	170	4	0	0	0	20
1994-95	Red Deer	WHL	61	16	16	32	218	-	-	-	-	-
1995-96	Red Deer	WHL	63	21	40	61	207	10	5	8	13	25
1996-97	Columbus	ECHL	30	6	11	17	195	7	2	1	3	26
1997-98	Rochester	AHL	30	4	2	6	140	4	1	0	1	13
	Columbus	ECHL	20	4	7	11	78	-	-	-	-	-
	Richmond	ECHL	18	2	5	7	165	-	-	-	-	-
1998-99	B.C.	UHL	62	15	21	36	390	5	2	2	4	0
	Rochester	AHL	2	1	0	1	16	16	1	0	1	38
1999-00	Richmond	ECHL	58	31	25	56	457	3	0	1	1	20
	Wilkes-Barre	AHL	4	0	0	0	7	-	-	-	-	-
	Providence	AHL	-	-	-	-	-	9	0	3	3	2
2000-01	Providence	AHL	62	19	18	37	240	4	0	0	0	16
2001-02	Trenton	ECHL	2	0	1	1	2	-	-	-	-	-
	Philadelphia	AHL	61	5	1	6	313	5	0	0	0	8
2002-03	Philadelphia	AHL	77	5	8	13	335	-	-	-	-	-
2003-04	Philadelphia	AHL	71	5	8	13	398	12	1	0	1	29
2004-05	Grand Rapids	AHL	73	4	13	17	310	-	-	-	-	-
2005-06	Hamilton	AHL	67	6	6	12	276	-	-	-	-	-
2006-07	Hershey	AHL	26	2	5	7	129	2	0	0	0	0
2007-08	San Antonio	AHL	38	2	6	8	332	-	-	-	-	-
	Phoenix	NHL	2	0	0	0	0	-	-	-	-	-
2008-09	Quad City	AHL	80	5	1	6	185	-	-	-	-	-
TOTALS		NHL	2	0	0	0	0	-	-	-	-	-
		AHL	511	54	67	121	2496	52	3	3	6	104
		ECHL	128	43	49	92	897	10	2	2	4	46



FLAMES IN THE SYSTEM



DAVID VAN der GULIK ~ LW

BORN: Abbotsford, BC

DATE: April 20, 1983

HEIGHT: 5'11"

WEIGHT: 187 lbs.

SHOOTS: Left

HOW ACQUIRED: 7th round,

206th overall, in the 2002

Entry Draft

REGULAR SEASON								PLAYOFFS					
Season	Club	Lea.	GP	G	A	PTS	PIM	GP	G	A	PTS	PIM	
1999-00	Abbotsford	PIJHL	41	35	46	81	-	-	-	-	-	-	
2000-01	Chilliwack	BCHL	60	42	38	80	-	-	-	-	-	-	
2001-02	Chilliwack	BCHL	56	38	62	100	90	13	8	11	19	-	
2002-03	Boston U.	HE	40	10	10	20	56	-	-	-	-	-	
2003-04	Boston U.	HE	35	13	7	20	74	-	-	-	-	-	
2004-05	Boston U.	HE	41	18	13	31	48	-	-	-	-	-	
2005-06	Boston U.	HE	25	11	11	22	26	-	-	-	-	-	
2006-07	Omaha	AHL	80	16	27	43	69	6	0	2	2	4	
2007-08	Quad City	AHL	80	19	23	42	62	-	-	-	-	-	
2008-09	Quad City	AHL	73	17	19	36	58	-	-	-	-	-	
	Calgary	NHL	6	0	2	2	0	-	-	-	-	-	
TOTALS			NHL	6	0	2	2	0	-	-	-	-	-
			AHL	233	52	69	121	189	6	0	2	2	4
			HE	141	52	41	93	204	-	-	-	-	-



MITCH WAHL ~ C

BORN: Seal Beach, CA

DATE: January 22, 1990

HEIGHT: 6'0"

WEIGHT: 199 lbs.

SHOOTS: Right

HOW ACQUIRED: 2nd round,

48th overall, in the 2008

Entry Draft

		REGULAR SEASON						PLAYOFFS				
Season	Club	Lea.	GP	G	A	PTS	PIM	GP	G	A	PTS	PIM
2005-06	Spokane	WHL	2	0	0	0	0	-	-	-	-	-
2006-07	Spokane	WHL	69	16	32	48	50	4	0	1	1	5
2007-08	Spokane	WHL	67	20	53	73	63	21	6	8	14	20
2008-09	Spokane	WHL	63	32	35	67	78	12	2	11	13	6
TOTALS		WHL	201	68	120	188	191	37	8	20	28	31



FLAMES IN THE SYSTEM



J.D. WATT ~ RW


BORN: Calgary, AB
DATE: May 25, 1987
HEIGHT: 6'2"
WEIGHT: 201 lbs.
SHOOTS: Right

HOW ACQUIRED: 4th round,
 111th overall, in the 2005
 Entry Draft

REGULAR SEASON

PLAYOFFS

Season	Club	Lea.	GP	G	A	PTS	PIM	GP	G	A	PTS	PIM	
2003-04	Drumheller	AJHL	59	20	17	37	245	-	-	-	-	-	
	Vancouver	WHL	3	1	0	1	0	10	0	3	3	14	
2004-05	Vancouver	WHL	66	6	7	13	213	-	-	-	-	-	
2005-06	Vancouver	WHL	58	8	29	37	199	18	4	3	7	42	
2006-07	Vancouver	WHL	70	34	19	53	182	26	3	6	9	86	
2007-08	Red Deer	WHL	29	7	8	15	87	-	-	-	-	-	
	Regina	WHL	29	6	16	22	82	6	2	6	8	19	
2008-09	Quad City	AHL	42	0	2	2	146	-	-	-	-	-	
	Las Vegas	ECHL	18	5	9	14	51	16	3	4	7	70	
TOTALS			AHL	42	0	2	2	146	-	-	-	-	
			ECHL	18	5	9	14	51	16	3	4	7	70
			WHL	255	62	79	141	763	60	9	18	27	161



CALGARY FLAMES 2009 MAIN TRAINING CAMP ALPHABETICAL ROSTER

#	PLAYER NAME	POS.	#	PLAYER NAME	POS.
75	Armstrong, John	C	22	Langkow, Daymond	C
40	Armstrong, Riley	RW	45	Lundmark, Jamie	C
54	Aulie, Keith	LD	1	McElhinney, Curtis	G
60	Backlund, Mikael	C	10	McGrattan, Brian	RW
67	Baldwin, Gord	LD	63	Meyers, Josh	LD
57	Bouma, Lance	LW	25	Moss, David	RW
17	Bourque, Rene	RW	41	Murray, Garth	C
4	Bouwmeester, Jay	RD	61	Negrin, John	LD
16	Boyd, Dustin	C	48	Nemisz, Greg	RW
66	Brodie, T.J.	LD	23	Nystrom, Eric	RW
74	Carpentier, Hugo	C	50	Palin, Brett	RD
62	Chucko, Kris	RW	7	Pardy, Adam	LD
49	Cole, Brad	LD	56	Pelech, Matt	RD
22	Conroy, Craig	C	3	Phaneuf, Dion	RD
53	Cunning, Cam	LW	33	Prust, Brandon	LW
15	Dawes, Nigel	LW	28	Regehr, Robyn	LD
14	Fleury, Theoren	RW	6	Sarich, Cory	RD
39	Germyn, Carsen	RW	43	Seabrook, Keith	RD
5	Giordano, Mark	LD	70	Shantz, David	G
20	Glencross, Curtis	LW	11	Sjostrom, Fredrik	RW
73	Grantham, Ryley	LW	31	Spence, Daniel	G
47	Greentree, Kyle	LW	44	Stralman, Anton	RD
12	Iginla, Jarome	RW	32	Stuart, Colin	LW
35	Irving, Leland	G	42	Sutter, Brett	LW
38	Jaffray, Jason	LW	59	Van der Gulik, David	LW
21	Jokinen, Olli	C	46	Vandermeer, Pete	LW
36	Keetley, Matt	G	52	Wahl, Mitch	C
34	Kiprusoff, Miikka	G	69	Watt, J.D.	RW
8	Kronwall, Staffan	LD			



2009 NHL ENTRY DRAFT



The Flames family grew by one following the selection of defenceman Tim Erixon with the 23rd overall selection in the 2009 NHL Entry Draft.



In 45 games with Skelleftea of the Swedish Elite League, Erixon tallied 2 goals and added 5 assists for a total of 7 points to go along with 12 penalty minutes.

2009 FLAMES ENTRY DRAFT SELECTIONS & AMATEUR STATISTICS

Rd	Pick	Player	Pos.	Ht.	Wt.	S	2007-08 Club	GP	G	A	PTS	PIM
1	23	Tim Erixon	D	6'2"	190	L	Skelleftea (SWE)	45	2	5	7	12
3	74	Ryan Howse	RW	5'11"	195	L	Chilliwack (WHL)	61	31	13	44	12
4	111	Henrik Bjorklund	RW	6'2"	202	L	Skare (SWE)	24	14	10	24	71
5	141	Spencer Bennett	C/LW	6'3"	185	L	Surrey (BCHL)	60	20	21	41	32
								GP	W	L	GAA	SV%
6	171	Joni Ortio	G	6'1"	181	L	TPS-Jr	26	18	8	2.63	.918
7	201	Gaelan Patterson	C	6'0"	204	L	Saskatoon (WHL)	71	22	35	57	41

2009

RD	NO	PLAYER	POS
1	23	Tim Erixon	D
3	74	Ryan Howse	RW
4	111	Henrik Bjorklund	RW
5	141	Spencer Bennett	C/LW
6	171	Joni Ortio	G
7	201	Gaelan Patterson	C

2008

RD	NO	PLAYER	POS
1	25	Greg Nemisz	RW
2	48	Mitch Wahl	C
3	78	Lance Bourma	LW
4	108	Nicholas Larson	LW
4	114	T.J. Brodie	D
6	168	Ryley Grantham	LW
7	198	Alexander Deilert	D

2007

RD	NO	PLAYER	POS
1	24	Mikael Backlund	C
3	70	John Negrin	D
4	116	Keith Aulie	D
5	143	Mickey Renaud	C
7	186	C.J. Severyn	LW

2006

RD	NO	PLAYER	POS
1	26	Leland Irving	G
3	87	John Armstrong	C/RW
3	89	Aaron Marvin	C/W
4	118	Hugo Carpenter	C
5	149	Juuso Puustinen	RW
6	179	Jordan Fulton	C
7	187	Devin Didiomete	LW
7	209	Per Jonsson	D

2005

RD	NO	PLAYER	POS
1	26	Matt Pelech	D
3	69	Gord Baldwin	D
3	74	Dan Ryder	C
4	111	J.D. Watt	RW
5	128	Kevin Lalande	G
5	158	Matt Keetley	G
6	179	Brett Sutter	C
7	221	Myles Rumsey	D

AMATEUR AND ENTRY DRAFT 1993-2004

2004

RD	NO	PLAYER	POS
1	24	Kris Chucko	LW
3	70	Brandon Prust	C/LW
3	98	Dustin Boyd	C
4	118	Aki Seitsonen	C
4	121	Kristopher Hogg	LW
6	173	Adam Pardy	D
6	182	Fred Wikner	W
7	200	Matthew Schneider	C
7	213	James Spratt	G
9	279	Adam Cracknell	RW

2003

RD	NO	PLAYER	POS
1	9	Dion Phaneuf	D
2	39	Tim Ramholt	D
3	97	Ryan Donally	LW
4	112	Jamie Tardif	RW
5	143	Greg Moore	RW
6	173	Tyler Johnson	C
7	206	Thomas Bellemare	D
8	240	Cam Cunnning	LW
9	270	Kevin Harvey	LW

2002

RD	NO	PLAYER	POS
1	10	Eric Nystrom	LW
2	39	Brian McConnell	C
3	90	Matthew Lombardi	C
4	112	Yuri Artemenkov	W
5	141	Jiri Cetkovsky	C
5	142	Emanuel Peter	C
5	146	Victor Bobrov	F
5	159	Kristofer Persson	RW
6	176	Curtis McElhinney	G
7	206	David VanDerGulik	RW
7	207	Pierre Johnsson	D
8	238	Jyri Marttinen	D

2001

RD	NO	PLAYER	POS
1	14	Chuck Kobasew	RW
2	41	Andrei Taratukhin	C
2	56	Andrei Medvedev	G
4	108	Tomi Maki	RW
4	124	Egor Shastin	F
5	145	James Hakewill	D
5	164	Yuri Trubachev	C
7	207	Garrett Bembridge	RW
7	220	David Moss	LW
8	233	Joe Campbell	D
8	251	Ville Hamalainen	F

2000

RD	NO	PLAYER	POS
1	9	Brent Krahn	G
2	40	Kurtis Foster	D
2	46	Jarret Stoll	C
4	116	Levente Szuper	G
5	141	Wade Davis	D
5	155	Travis Moen	LW
6	176	Jukka Hentunen	W
8	239	David Hajek	D
9	270	Micki Dupont	D

1999

RD	NO	PLAYER	POS
1	11	Oleg Saprykin	C
2	38	Dan Cavanaugh	C
3	77	Craig Andersson	G
4	106	Roman Rozakov	D
5	135	Matt Doman	RW
5	153	Jesse Cook	D
6	166	Cory Pecker	C
6	170	Matt Underhill	G
7	190	Blair Stayzer	LW
9	252	Dimitri Kirilenko	C

1998

RD	NO	PLAYER	POS
1	6	Rico Fata	RW/C
2	33	Blair Betts	C
3	62	Paul Manning	D
4	102	Shaun Sutter	C
4	108	Dany Sabourin	G
5	120	Brent Gauvreau	C
7	192	Radek Duda	LW
8	206	Jonas Frogen	D
9	234	Kevin Mitchell	D

1997

RD	NO	PLAYER	POS
1	6	Daniel Tkaczuk	C
2	32	Evan Lindsay	G
2	42	John Tripp	RW
2	51	Dimitri Kokorev	D
3	60	Derek Schutz	C
3	70	Erik Andersson	C
4	92	Chris St. Croix	D
4	100	Ryan Ready	LW
5	113	Martin Moise	LW
6	140	Ilja Demidov	D
7	167	Jeremy Rondeau	LW
9	223	Dustin Paul	RW

1996

RD	NO	PLAYER	POS
1	13	Derek Morris	D
2	39	Travis Brigley	LW
2	40	Steve Begin	C
3	73	Dmitri Vlasenkov	LW
4	89	Toni Lydman	D
4	94	Christian Lefebvre	D
5	122	Josef Straka	C
8	202	Ryan Wade	RW
9	228	Ronald Petrovicky	RW

1995

RD	NO	PLAYER	POS
1	20	Denis Gauthier	D
2	46	Pavel Smirnov	C
3	72	Rocky Thompson	D
4	98	Jan Labraaten	LW
6	150	Clarke Wilim	LW
7	176	Ryan Gillis	D
9	233	Steve Shirreffs	D

1994

RD	NO	PLAYER	POS
1	19	Chris Dingman	LW
2	45	Dimitri Riabykin	D
3	77	Chris Clark	RW
4	91	Ryan Duthie	C
4	97	Johan Finnstrom	D
5	107	Nisse Ekman	W
5	123	Frank Appel	D
6	149	Patrik Haltia	G
7	175	Ladislav Kohn	RW
8	201	Keith McCambridge	D
9	227	Jorgen Jonsson	W
10	253	Mike Peluso	C
11	279	Pavel Torgajev	LW

1993

RD	NO	PLAYER	POS
1	18	Jesper Mattsson	RW
2	44	Jamie Allison	D
3	70	Dan Tompkins	LW
4	95	Jason Smith	D
4	96	Marty Murray	C
5	121	Darryl Lafrance	C
5	122	John Emmons	C
6	148	Andreas Karlsson	C
8	200	Derek Sylvester	C
10	252	German Titov	C
11	278	Burke Murphy	LW

AMATEUR AND ENTRY DRAFT 1984-1992

1992

RD	NO	PLAYER	POS
1	6	Cory Stillman	C
2	30	Chris O'Sullivan	D
3	54	Mathias Johansson	C
4	78	Robert Svehla	D
5	102	Sami Helenius	D
6	126	Ravil Yakubov	C
6	129	Joel Bouchard	D
7	150	Pavel Rajnoha	D
8	174	Ryan Mulhern	C
9	198	Brandon Carper	D
10	222	Jonas Hoglund	RW
11	246	Andrei Potaichuk	LW

SUPPLEMENTARY DRAFT
6 James O'Brien D

1991

RD	NO	PLAYER	POS
1	19	Niklas Sundblad	RW
2	41	Francois Groleau	D
3	52	Sandy McCarthy	RW
3	63	Brian Caruso	LW
4	85	Steven Magnusson	C
5	107	Jerome Butler	G
6	129	Bobby Marshall	D
7	140	Matt Hoffman	LW
7	151	Kelly Harper	C
8	173	David St. Pierre	C
9	195	David Struch	C
10	217	Sergei Zolotov	LW
11	239	Marko Jantunen	C
12	261	Andrei Trefilov	G

SUPPLEMENTARY DRAFT
25 Dean Larson C

1990

RD	NO	PLAYER	POS
1	11	Trevor Kidd	G
2	26	Nicolas Perreault	D
2	32	Vesa Viitakoski	LW
2	41	Etienne Belzile	D
3	62	Glen Mears	D
4	83	Paul Kruse	LW
6	125	Chris Tschupp	C
7	146	Dimitri Frolov	D
8	167	Shawn Murray	G
9	188	Mike Murray	RW
10	209	Rob Sumner	D
12	251	Leo Gudas	D

SUPPLEMENTARY DRAFT
25 Lyle Wildgoose C

1989

RD	NO	PLAYER	POS
2	24	Kent Manderville	LW
2	42	Ted Drury	C
3	50	Veli-Pekka Kautonen	D
3	63	Cory Lyons	RW
4	70	Robert Reichel	C
4	84	Ryan O'Leary	C
5	105	Toby Kearney	LW
7	147	Alex Nikolic	LW
8	168	Kevin Wortman	D
9	189	Sergei Gomolyakov	C
10	210	Dan Sawyer	D
11	231	Alexander Yudin	D
12	252	Kenneth Kennholt	D

SUPPLEMENTARY DRAFT
26 Shawn Heaphy C

1988

RD	NO	PLAYER	POS
1	21	Jason Muzzatti	G
2	42	Todd Harkins	RW
4	84	Gary Socha	C
5	85	Tomas Forslund	RW
5	90	Scott Matusovich	D
6	126	Jonas Bergqvist	RW
7	147	Stefan Nilsson	LW
8	168	Troy Kennedy	RW
9	189	Brett Peterson	D
10	210	Guy Darveau	D
11	231	Dave Tretowicz	D
12	252	Sergei Priakin	RW

SUPPLEMENTARY DRAFT
26 Jerry Tarrant D

1987

RD	NO	PLAYER	POS
1	19	Bryan Deasley	LW
2	25	Stephane Matteau	LW
2	40	Kevin Grant	D
3	61	Scott Mahoney	LW
4	70	Tim Harris	RW
5	103	Tim Corkery	D
6	124	Joe Aloï	D
7	145	Peter Ciavaglia	C
8	166	Theoren Fleury	C
9	187	Mark Osiecki	D
10	208	William Sedergrén	D
11	229	Peter Hasselblad	D
12	250	Magnus Svensson	D

SUPPLEMENTARY DRAFT
Peter Lappin C

1986

RD	NO	PLAYER	POS
1	16	George Pelawa	RW
2	37	Brian Glynn	D
4	79	Tom Quinlan	RW
5	100	Scott Bloom	LW
6	121	John Parker	C
7	142	Rick Lessard	D
8	163	Mark Olsen	D
9	184	Warren Sharples	G
10	205	Doug Pickell	LW
11	226	Anders Lindstrom	C
12	247	Antonin Stavjana	D

SUPPLEMENTARY DRAFT
Steve MacSwain RW

1985

RD	NO	PLAYER	POS
1	17	Chris Biotti	D
2	27	Joe Nieuwendyk	C
2	38	Jeff Wenaas	C
3	59	Lane MacDonald	LW
4	80	Roger Johansson	D
5	101	Esa Keskinen	C
6	122	Tim Sweeney	C
7	143	Stu Grimson	LW
8	164	Nate Smith	D
9	185	Darryl Olsen	D
10	206	Peter Romberg	D
11	227	Alex Koznevnikov	-
12	248	Bill Gregoire	D

1984

RD	NO	PLAYER	POS
1	12	Gary Roberts	LW
2	33	Ken Sabourin	D
2	38	Paul Ranheim	C
4	75	Peter Rosol	LW
5	96	Joel Paunio	LW
6	117	Brett Hull	RW
7	138	Kevan Melrose	D
8	159	Jiri Hrdina	RW
9	180	Gary Suter	D
10	200	Petr Rucka	C
11	221	Stefan Jonsson	D
12	241	Rudolf Suchanek	-

AMATEUR AND ENTRY DRAFT 1972-1983

1983

RD	NO	PLAYER	POS
1	13	Dan Quinn	C
3	51	Brian Bradley	C
3	55	Perry Berezan	C
4	66	John Bekkers	C
4	71	Kevan Guy	D
4	77	Bill Claviter	LW
5	91	Igor Liba	LW
6	111	Grant Blair	G
7	131	Jeff Hogg	G
8	151	Chris MacDonald	D
9	171	Rob Kivell	D
10	191	Tom Pratt	D
11	211	Jaroslav Benak	LW
12	231	Sergei Makarov	RW

1982

RD	NO	PLAYER	POS
2	29	Dave Reiersen	D
2	37	Richard Kromm	LW
3	51	Jim Laing	D
4	65	Dave Meszaros	G
4	72	Mark Lamb	C
5	93	Lou Kiriakou	D
6	114	Jeff Vaive	C
6	118	Mats Kihlstrom	D
7	135	Brad Ramsden	RW
8	156	Roy Myllari	D
9	177	Ted Pearson	LW
10	198	Jim Uens	C
11	219	Rick Erdall	C
12	240	Dale Thompson	RW

1981

RD	NO	PLAYER	POS
1	15	Al MacInnis	D
3	56	Mike Vernon	G
4	78	Peter Maduch	C
5	99	Mario Simioni	RW
6	120	Todd Hooley	RW
7	141	Rick Heppener	D
8	162	Dale Degray	D
9	183	George Boudreau	D
10	204	Bruce Eakin	C

1980

RD	NO	PLAYER	POS
1	13	Denis Cyr	RW
2	31	Tony Curtale	D
2	32	Kevin Lavallee	LW
2	39	Steve Konroyd	D
4	76	Marc Roy	RW
5	97	Randy Turnbull	D
6	118	John Multan	RW
7	139	Dave Newsom	LW
8	160	Claude Drouin	C
9	181	Hakan Loob	RW
10	202	Steven Fletcher	D

1979

RD	NO	PLAYER	POS
1	12	Paul Reinhart	D
2	23	Mike Perovich	D
2	33	Pat Riggan	G
3	54	Tim Hunter	D
4	75	Jim Peplinski	RW
5	96	Brad Kempthorne	C
6	117	Glenn Johnson	C

1978

RD	NO	PLAYER	POS
1	11	Brad Marsh	D
3	47	Tim Bernhardt	G
4	64	Jim McRae	LW
5	80	Gord Wappel	D
6	97	Greg Meredith	RW
7	114	Dave Hindmarch	RW
8	131	Dave Morrison	RW
9	148	Doug Todd	RW
10	165	Mark Green	C
11	180	Robert Sullivan	C
12	196	Bernhart Engelbrecht	G

1977

RD	NO	PLAYER	POS
2	20	Miles Zaharko	D
2	28	Don Laurence	C
2	31	Brian Hill	RW
4	72	Jim Craig	G
5	82	C Christofferson	D
6	100	Bernard Harbec	C
7	118	Bob Gould	RW
8	133	Jim Bennett	RW
9	148	Tim Harrer	RW

1976

RD	NO	PLAYER	POS
1	8	Dave Shand	D
1	10	Harold Phillipoff	LW
2	28	Robert Simpson	LW
3	46	Richard Hodgson	D
4	64	Kent Nilsson	C
5	82	Mark Earp	G

1975

RD	NO	PLAYER	POS
1	8	Richard Mulhern	D
2	26	Rick Bowness	RW
4	62	Dale Ross	LW
5	80	Willi Plett	RW
6	98	Paul Heaver	D
7	116	Dale McMillan	LW
8	134	Rick Picher	D
9	150	Nick Stanza	G
10	167	Brian O'Connell	G
11	181	Joe Augustine	D
12	192	Torbjorn Nilsson	RW
18	216	Gary Gill	LW

1974

RD	NO	PLAYER	POS
2	28	Guy Chouinard	C
3	46	Dick Spannbauer	D
4	58	Pat Ribble	D
4	64	Cam Botting	LW
5	82	Jerry Badiuk	D
6	100	Bill Moen	G
7	118	Peter Brown	D
8	135	Tom Lindskog	D
9	152	Larry Hopkins	LW
10	167	Louis Loranger	C
11	182	R Montgomery	LW

1973

RD	NO	PLAYER	POS
1	2	Tom Lysiak	C
1	16	Vic Mercredi	C
2	21	Eric Vail	LW
4	53	Dean Talafoos	RW
5	69	John Felsch	LW
6	85	Ken Houston	D
7	101	Tom Machowski	D
8	117	Bob Law	LW
9	133	Bob Bilodeau	D
10	148	Glen Surbey	D
10	149	Guy Ross	C
11	162	Gregg Fox	D

1972

RD	NO	PLAYER	POS
1	2	Jacques Richard	C
2	18	Dwight Bialowas	D
3	34	Jean Lemieux	D
4	50	Don Martineau	RW
5	78	Johnny Martin	C
6	82	Frank Blum	G
7	98	Scott Smith	LW
8	114	Dave Murphy	C
9	130	Pierre Roy	D
10	132	Jean LaMarre	RW

GENERAL MANAGERS



Darryl Sutter
Apr. 11, 2003
to
Present



Craig Button
June 6, 2000
to
April 11, 2003



Al Coates
Nov. 3, 1995
to
April 11, 2000



Doug Risebrough
May 16, 1991
to
Nov. 3, 1995



Cliff Fletcher
1972-73
to
1990-91

HEAD COACHES



Brent Sutter
June 23, 2009
to
Present



Mike Keenan
June 14, 2007
to
May 22, 2009



Jim Playfair
July 12, 2006
to
June 14, 2007



Darryl Sutter
Dec. 28, 2002
to
July 12, 2006



Greg Gilbert
Mar. 14, 2001
to
Dec. 3, 2002

	REGULAR SEASON						PLAYOFFS			
	Games	W	L	T	OTL	%	Games	W	L	%
Brent Sutter June 23, 2009 - Current	-	-	-	-	-	-	-	-	-	-
Mike Keenan June 14, 2007 - May 22, 2009	164	88	60	0	16	.585	13	5	8	.385
Jim Playfair July 12, 2006 - June 14, 2007	82	43	29	0	10	.585	6	2	4	.333
Darryl Sutter Dec. 28, 2002-July 12, 2006	210	107	73	15	15	.581	26	15	11	.577
Greg Gilbert Mar. 14, 2001-Dec. 3, 2002	121	42	56	17	6	.442	-	-	-	-
Don Hay 2000/01-Mar. 14, 2001	68	23	28	13	4	.463	-	-	-	-
Brian Sutter 1997/98 to 1999/00	246	87	117*	37	5*	.439	-	-	-	-
Pierre Page 1995/96-1996/97	164	66	78	20	-	.463	4	0	4	.000
Dave King 1992/93-1994/95	216	109	76	31	-	.576	20	8	12	.400
Guy Charron 1991/92+	16	6	7	3	-	.469	-	-	-	-
Doug Risebrough 1990/91-1991/92	144	71	56	17	-	.552	7	3	4	.429
Terry Crisp 1987/88-1989/90	240	144	63	33	-	.669	37	22	15	.595
Bob Johnson 1982/83-1986/87	400	193	155	52	-	.548	52	25	27	.481
Al MacNeil 1979/80 to 1981/82	240	103	93	44	-	.521	23	10	13	.435
Dec. 3, 2002-Dec. 27, 2002+	11	4	5	2	0	.455	-	-	-	-
TOTALS	251	107	98	46	0	.518	23	10	13	.435
Fred Creighton 1974/75-1978/79	348	156	136	56	-	.529	9	1	8	.111
Bernie Geoffrion 1972/73-1974/75	208	77	92	39	-	.464	4	0	4	.000

*1999-00 stats have been adjusted to correspond with current standings (OTL)

+Interim Head Coach

CALGARY FLAMES CAPTAINS


1. Keith McCreary	1972-75	10. Brad McCrimmon**	1989-90
2. Pat Quinn	1975-77	11. Joe Nieuwendyk	1991-95
3. Tom Lysiak	1977-79	12. Theoren Fleury	1995-97
4. Jean Pronovost	1979-80	13. Todd Simpson	1997-99
5. Brad Marsh	1980-81	14. Steve Smith	1999-00
6. Phil Russell*	1981-83	15. Dave Lowry	2000-02
7. Doug Risebrough***	1983-87	16. Bob Boughner****	2002
8. Lanny McDonald***	1983-89	17. Craig Conroy****	2002-03
9. Jim Peplinski***	1984-89	18. Jarome Iginla	2003-Present

*Appointed Nov. 12, 1981

**Appointed Nov. 3, 1989

***Co-captains

****Co-Captains From Feb. 4, 2002 to End of 2002-03 Season



Dave Lowry
Captain 2000-02



Brad McCrimmon
Captain 1989-90

PLAYERS REGISTERING THEIR 1000TH CAREER NHL REGULAR SEASON GAME WEARING A FLAMES JERSEY

Season	Player Name	Games with the Calgary Flames
1986-87	Lanny McDonald	(492)
2001-02	Dave Lowry	(193)
2002-03	Craig Berube	(234)
2003-04	Martin Gelas	(157)
2007-08	Owen Nolan	(77)





YEAR by YEAR

WE
ARE THE **C of RED**



FLAMES YEAR-BY-YEAR RESULTS

Season	Overall					Home					Road					Finished	Playoff Result				
	GP	W	L	T	OTL	SOL	GF	GA	PTS	W	L	T	OTL	SOL	W			L	T	OTL	SOL
2008-09	82	46	30	-	4	2	254	248	98	27	10	-	2	2	19	20	-	2	0	2nd Northwest	Lost Conf. Quarter-Final
2007-08	82	42	30	-	7	3	229	227	94	21	11	-	7	2	21	19	-	0	1	3rd Northwest	Lost Conf. Quarter-Final
2006-07	82	43	29	-	5	5	258	226	96	30	9	-	1	1	13	20	-	4	4	3rd Northwest	Lost Conf. Quarter-Final
2005-06	82	46	25	-	4	7	218	200	103	30	7	-	1	3	16	18	-	3	4	1st Northwest	Lost Conf. Quarter-Final
2003-04	82	42	30	7	3	-	200	176	94	21	14	5	1	-	21	16	2	2	-	3rd Northwest	Lost Final
2002-03	82	29	36	13	4	-	186	228	75	14	16	10	1	-	15	20	3	3	-	5th Northwest	Out of Playoffs
2001-02	82	32	35	12	3	-	201	220	79	20	14	5	2	-	15	21	7	1	-	4th Northwest	Out of Playoffs
2000-01	82	27	36	15	4	-	197	236	73	12	18	9	2	-	15	18	6	2	-	4th Northwest	Out of Playoffs
1999-00	82	31	36	10	5	-	211	256	77	20	14	6	1	-	11	26	4	4	-	3rd Northwest	Out of Playoffs
1998-99	82	30	40	12	-	-	211	234	72	15	20	6	-	-	8	24	9	-	-	5th Pacific	Out of Playoffs
1997-98	82	26	41	15	-	-	217	252	67	18	17	6	-	-	11	23	7	-	-	5th Pacific	Out of Playoffs
1996-97	82	32	41	9	-	-	214	239	73	21	18	2	-	-	16	19	6	-	-	2nd Pacific	Lost Conf. Quarter-Final
1995-96	82	34	37	11	-	-	241	240	79	18	18	5	-	-	9	10	5	-	-	1st Pacific	Lost Conf. Quarter-Final
1994-95	84	24	17	7	-	-	163	135	55	15	7	2	-	-	17	17	8	-	-	2nd Smythe	Lost Div. Semi Final
1993-94	84	42	29	13	-	-	302	256	97	25	12	5	-	-	20	16	6	-	-	5th Smythe	Out of Playoffs
1992-93	84	43	30	11	-	-	322	282	97	23	14	5	-	-	12	23	5	-	-	2nd Smythe	Lost Div. Semi Final
1991-92	80	31	37	12	-	-	296	305	74	19	14	7	-	-	17	18	5	-	-	1st Smythe	Lost Div. Semi Final
1990-91	80	46	26	8	-	-	344	263	100	29	8	3	-	-	14	16	10	-	-	1st Smythe	Won Stanley Cup
1989-90	80	42	23	15	-	-	348	265	99	28	7	5	-	-	22	13	5	-	-	1st Smythe	Lost Div. Final
1988-89	80	54	17	9	-	-	354	226	117	32	4	4	-	-	21	18	1	-	-	2nd Smythe	Lost Final
1987-88	80	48	23	9	-	-	397	305	105	26	11	3	-	-	18	16	6	-	-	2nd Smythe	Lost Div. Semi Final
1986-87	80	46	31	3	-	-	318	289	95	25	13	2	-	-	17	20	3	-	-	2nd Smythe	Lost Div. Semi Final
1985-86	80	40	31	9	-	-	354	315	89	23	11	6	-	-	18	16	6	-	-	2nd Smythe	Lost Div. Semi Final
1984-85	80	41	27	12	-	-	363	302	94	23	11	6	-	-	11	22	7	-	-	2nd Smythe	Lost Div. Final
1983-84	80	34	32	14	-	-	311	314	82	22	11	7	-	-	9	23	8	-	-	3rd Smythe	Lost Div. Semi Final
1982-83	80	32	34	14	-	-	321	317	78	21	12	7	-	-	14	22	4	-	-	3rd Patrick	Lost Semi Final
1981-82	80	29	34	17	-	-	334	345	75	20	11	9	-	-	17	17	6	-	-	4th Patrick	Lost Prelim. Round
1980-81	80	39	27	14	-	-	329	298	92	25	5	10	-	-	16	20	4	-	-	3rd Patrick	Lost Prelim. Round
1979-80*	80	35	32	13	-	-	282	269	83	18	15	7	-	-	12	23	5	-	-	3rd Patrick	Lost Prelim. Round
1978-79*	80	41	31	8	-	-	327	280	90	25	11	4	-	-	10	22	8	-	-	4th Patrick	Out of Playoffs
1977-78*	80	34	27	19	-	-	274	252	87	20	13	7	-	-	9	22	8	-	-	7th West	Out of Playoffs
1976-77*	80	34	34	12	-	-	264	265	80	22	11	7	-	-	14	14	12	-	-	4th West	Out of Playoffs
1975-76*	80	35	33	12	-	-	262	237	82	19	14	7	-	-	13	19	7	-	-	4th West	Out of Playoffs
1974-75*	80	34	31	15	-	-	243	233	83	24	9	7	-	-	9	22	8	-	-	4th West	Out of Playoffs
1973-74*	78	30	34	14	-	-	214	238	74	17	15	7	-	-	9	22	8	-	-	4th West	Out of Playoffs
1972-73*	78	25	38	15	-	-	191	239	65	16	16	7	-	-	9	22	8	-	-	4th West	Out of Playoffs

* Atlanta Flames

2008-09

IGINLA WINS MESSIER LEADERSHIP AWARD & NAMED FIRST TEAM

ALL-STAR, KIPRUSOFF LEADS NHL WITH 45 WINS

COACH	Regular Season								Playoffs				
	GP	W	L	OTL	SOL	PTS	GF	GA	GP	W	L	GF	GA
Mike Keenan	82	46	30	4	2	98	254	248	6	2	4	16	21

2nd Northwest Division, 10th overall. Playoffs: Conference Quarter-Finals – lost series to Chicago 4-2

	Regular Season						Playoffs					
	GP	G	A	PTS	PIM		GP	G	A	PTS	PIM	
REGULAR SEASON												
MOST POINTS												
JAROME IGINLA	89											
MOST GOALS												
MICHAEL CAMMALLERI	39											
MOST ASSISTS												
JAROME IGINLA	54											
MOST PENALTY MINUTES												
CORY SARICH	112											
MOST WINS GOALIE												
MIikka KIPRUSOFF	45											
TROPHIES - AWARDS												
SCURFIELD HUMANITARIAN AWARD												
DAVID MOSS												
J.R. McCAIG HUMANITARIAN AWARD												
CRAIG CONROY												
MOLSON CUP												
MIikka KIPRUSOFF												
ALL STAR GAME												
JAROME IGINLA												
PLAYOFFS												
MOST POINTS												
OLLI JOKINEN	5											
MOST GOALS												
JAROME IGINLA												
DAVID MOSS	3											
MOST ASSISTS												
DAYMOND LANGKOW												
OLLI JOKINEN												
DION PHANEUF												
CURTIS GLENCROSS	3											
MOST PENALTY MINUTES												
RENE BOURQUE	22											
PLAYER	GP	G	A	PTS	PIM		GP	G	A	PTS	PIM	
Jarome Iginla	82	35	54	89	37		6	3	1	4	0	
Mike Cammalleri	81	39	43	82	44		6	1	2	3	2	
Olli Jokinen												
	PHX	57	21	21	42	49	-	-	-	-	-	
	CGY	19	8	7	15	18	6	2	3	5	4	
TOTALS	76	29	28	57	67		6	2	3	5	4	
Daymond Langkow	73	21	28	49	20		6	0	3	3	2	
Craig Conroy	82	12	36	48	28		6	0	1	1	0	
Dion Phaneuf	80	11	36	47	100		5	0	3	3	4	
Todd Bertuzzi	66	15	29	44	74		6	1	1	2	8	
Curtis Glencross	74	13	27	40	42		6	0	3	3	12	
Rene Bourque	58	21	19	40	70		5	1	0	1	22	
David Moss	81	20	19	39	22		6	3	0	3	0	
Adrian Aucoin	81	10	24	34	46		6	2	1	3	2	
Jordan Leopold												
	COL	64	6	14	20	18	-	-	-	-	-	
	CGY	19	1	3	4	6	6	0	1	1	8	
TOTALS	83	7	17	24	24		6	0	1	1	8	
Dustin Boyd	71	11	11	22	10		5	1	0	1	0	
Cory Sarich	76	2	18	20	112		5	0	1	1	4	
Mark Giordano	58	2	17	19	59		-	-	-	-	-	
Jamie Lundmark	27	8	8	16	17		2	0	0	0	0	
Eric Nystrom	76	5	5	10	89		6	2	2	4	0	
Adam Pardy	60	1	9	10	69		6	0	2	2	5	
Robyn Regehr	75	0	8	8	73		-	-	-	-	-	
Jim Vandermeer	45	1	6	7	108		6	0	1	1	4	
Wayne Primeau	24	0	4	4	14		-	-	-	-	-	
Andre Roy	44	3	0	3	83		2	0	0	0	0	
Matt Pelech	5	0	3	3	9		-	-	-	-	-	
David Van Der Gulik	6	0	2	2	0		-	-	-	-	-	
Warren Peters	16	1	0	1	12		4	0	0	0	0	
Brett Sutter	4	1	0	1	2		-	-	-	-	-	
John Negrin	3	0	1	1	2		-	-	-	-	-	
Kris Chuko	2	0	0	0	2		-	-	-	-	-	
Mikael Backlund	1	0	0	0	0		-	-	-	-	-	
Kyle Greentree	2	0	0	0	0		-	-	-	-	-	
Anders Eriksson	0	0	0	0	0		2	0	0	0	0	
Bench	82	-	-	-	-		-	-	-	-	-	
Traded Players	75	10	22	32	109		-	-	-	-	-	
Shootout Game Winners	-	3	-	-	-		-	-	-	-	-	
Penalty Shot Goals	0	-	-	-	-		-	-	-	-	-	
TOTALS	82	254	439	690	1299		6	16	29	45	89	
GOALTENDER	GP	MP	GAA	W	L	OTL	SOL	SO	GA	SA	SV%	
Miikka Kiprusoff	76	4,417:59	2.84	45	24	3	2	4	209	2155	.903	
Playoffs	6	323:49	3.52	2	3	1	-	0	19	164	.884	
Curtis McElhinney	14	517:53	3.59	1	6	1	0	0	31	280	.889	
Playoffs	1	33:46	1.76	0	0	0	-	0	1	10	.900	
Empty Net Goals	-	-	-	-	-	-	-	-	6	6	-	
Empty Net Goals-	-	-	-	-	-	-	-	1	1	-	-	
Shootout Game Winners	-	-	-	-	-	-	-	-	2	-	-	
TOTALS	82	4,964	2.97	46	30	4	2	4	248	2441	.899	
PLAYOFFS	6	360	3.50	2	3	1	-	0	21	175	.880	

2007-08

IGINLA LEADS TEAM WITH 50 GOALS AND 98 POINTS,

PHANEUF/IGINLA ALL-STARS

COACH	Regular Season							Playoffs				
	GP	W	L	OTL	PTS	GF	GA	GP	W	L	GF	GA
Mike Keenan	82	42	30	10	94	229	227	7	3	4	17	19

3rd Northwest Division, 14th overall. Playoffs: Conference Quarter-Finals – lost series to San Jose 4-3

PLAYER	Regular Season						Playoffs				
	GP	G	A	PTS	PIM		GP	G	A	PTS	PIM
JAROME IGINLA	82	50	48	98	83		7	4	5	9	2
KRISTIAN HUSELIUS	81	25	41	66	40		7	0	4	4	6
DAYMOND LANGKOW	80	30	35	65	19		7	3	2	5	0
DION PHANEUF	82	17	43	60	182		7	3	4	7	4
ALEX TANGUAY	78	18	40	58	48		7	0	4	4	4
MATTHEW LOMBARDI	82	14	22	36	67		7	0	0	0	4
ADRIAN AUCOIN	76	10	25	35	37		7	0	3	3	4
CRAIG CONROY	79	12	22	34	71		7	0	2	2	8
OWEN NOLAN	77	16	16	32	71		7	3	2	5	2
ROBYN REGEHR	82	5	15	20	79		7	0	2	2	2
ANDERS ERIKSSON	61	1	17	18	36		3	0	1	1	2
JAMES VANDERMEER											
CHI	26	2	7	9	44		-	-	-	-	-
PHI	28	1	5	6	27		-	-	-	-	-
CGY	21	0	2	2	39		7	0	0	0	4
TOTALS	75	3	14	17	110		7	0	0	0	4
*DUSTIN BOYD	48	7	5	12	6		0	0	0	0	0
STEPHANE YELLE	74	3	9	12	20		7	0	2	2	6
DAVID MOSS	41	4	7	11	10		5	1	1	2	4
*ERIC NYSTROM	44	3	7	10	48		7	0	0	0	2
WAYNE PRIMEAU	43	3	7	10	26		7	1	0	1	4
CORY SARICH	80	2	5	7	135		7	0	1	1	4
MARCUS NILSON	47	3	2	5	4		2	0	0	0	0
MARK SMITH	54	1	3	4	59		0	0	0	0	0
RHETT WARRENER	31	1	3	4	21		0	0	0	0	0
ERIC GODARD	74	1	1	2	171		5	0	0	0	2
DAVID HALE	58	0	2	2	46		6	0	0	0	2
*TIM RAMHOLT	1	0	0	0	0		0	0	0	0	0
Bench	82	-	-	-	14		7	-	-	-	2
Traded Players	-	-	-	-	-		-	-	-	-	-
TOTALS	82	226	379	605	1342		7	17	31	48	68

GOALTENDER	GP	MP	GAA	W	L	OTL	SOL	SO	EN	GA	SA	SV%
Miikka Kiprusoff	76	4,398	2.69	39	26	7	3	2	3	197	2096	.906
Playoffs	7	336	3.21	2	4	0	-	1	0	18	196	.908
Curtis Joseph	9	399	2.55	3	2	0	0	0	0	17	181	.906
Playoffs	2	79	0.76	1	0	0	-	0	0	1	33	.970
Curtis McElhinney	5	150	2.00	0	2	0	0	0	1	5	51	.902
Matt Keetley	1	9	0.00	0	0	0	0	0	0	0	2	1.000
TOTALS	82	4,975	2.70	42	30	7	3	2	4	224	2335	.904
PLAYOFFS	7	415	2.75	3	4	0	-	1	0	19	229	.917

REGULAR SEASON
MOST POINTS
JAROME IGINLA
98

MOST GOALS
JAROME IGINLA
50

MOST ASSISTS
JAROME IGINLA
48

MOST PENALTY
MINUTES
DION PHANEUF
182

MOST WINS GOALIE
MIIKKA KIPRUSOFF
39

TROPHIES - AWARDS

SCURFIELD
HUMANITARIAN
AWARD
DION PHANEUF

J.R. McCAIG
HUMANITARIAN
AWARD
JAROME IGINLA

MOLSON CUP
JAROME IGINLA

ALL STAR GAME
JAROME IGINLA -
(CAPTAIN)
DION PHANEUF

PLAYOFFS

MOST POINTS
JAROME IGINLA
9

MOST GOALS
JAROME IGINLA
4

MOST ASSISTS
JAROME IGINLA
5

MOST PENALTY
MINUTES
CRAIG CONROY
8

2006-07

THREE 30 GOAL SCORERS, PHANEUF/KIPRUSOFF ALL-STARS

COACH	Regular Season							Playoffs				
	GP	W	L	OTL	PTS	GF	GA	GP	W	L	GF	GA
Jim Playfair	82	43	29	10	96	258	226	6	2	4	10	18

3rd Northwest Division, 13th overall. Playoffs: Conference Quarter-Finals – lost series to Detroit 4-2

	PLAYER	Regular Season					Playoffs								
		GP	G	A	PTS	PIM	GP	G	A	PTS	PIM				
REGULAR SEASON MOST POINTS JAROME IGINLA 94	Jarome Iginla	70	39	55	94	40	6	2	2	4	12				
	Alex Tanguay	81	22	59	81	44	6	1	3	4	8				
	Kristian Huselius	81	34	43	77	26	6	0	2	2	4				
	Daymond Langkow	81	33	44	77	44	6	2	2	4	4				
MOST GOALS JAROME IGINLA 39	Dion Phaneuf	79	17	33	50	98	6	1	0	1	7				
	Matthew Lombardi	81	20	26	46	48	6	1	1	2	0				
	Roman Hamrlik	75	7	31	38	88	6	0	1	1	8				
	Craig Conroy	LA 52	5	11	16	38	-	-	-	-	-				
MOST ASSISTS ALEX TANGUAY 59	CGY 28	8	13	21	18		6	1	1	2	8				
	TOTALS	80	13	24	37	56	6	1	1	2	8				
	Tony Amonte	81	10	20	30	40	6	0	1	1	0				
	Stephane Yelle	56	10	14	24	32	6	0	0	0	2				
MOST PENALTY MINUTES DION PHANEUF 98	Wayne Primeau	BOS 51	7	8	15	75	-	-	-	-	-				
	CGY 27	3	4	7	36		6	0	2	2	14				
	TOTALS	78	10	12	22	111	6	0	2	2	14				
	Brad Stuart	BOS 48	7	10	17	26	-	-	-	-	-				
MOST WINS GOALIE MIIKKA KIPRUSOFF 40	CGY 27	0	5	5	18		6	0	1	1	6				
	TOTALS	75	7	15	22	44	6	0	1	1	6				
	Robyn Regehr	78	2	19	21	75	1	0	0	0	0				
	David Moss	41	10	8	18	12	6	0	1	1	0				
TROPHIES – AWARDS SCURFIELD HUMANITARIAN AWARD RHETT WARRENER	Mark Giordano	48	7	8	15	36	0	0	0	0	0				
	Marcus Nilson	63	5	10	15	27	6	0	0	0	2				
	Byron Ritchie	64	8	6	14	68	1	0	0	0	10				
	Jeff Friesen	72	6	6	12	34	5	0	0	0	2				
J.R. McCAIG MEMORIAL AWARD STEPHANE YELLE	Rhett Warrener	62	4	6	10	67	6	0	0	0	10				
	Andrei Zyuzin	49	1	5	6	30	5	1	0	1	2				
	Dustin Boyd	13	2	2	4	4	-	-	-	-	-				
	Richie Regehr	6	1	1	2	0	-	-	-	-	-				
MOLSON CUP MIIKKA KIPRUSOFF	Eric Godard	19	0	1	1	50	-	-	-	-	-				
	David Hale	NJ 43	0	1	1	26	-	-	-	-	-				
	CGY 11	0	0	0	10		2	0	0	0	6				
	TOTALS	54	0	1	1	36	2	0	0	0	6				
MOST POINTS JAROME IGINLA ALEX TANGUAY 4	Tomi Maki	1	0	0	0	0	-	-	-	-	-				
	Carsen Gernymn	2	0	0	0	0	-	-	-	-	-				
	Darren McCarty	32	0	0	0	58	-	-	-	-	-				
	Brad Ference	5	0	0	0	2	-	-	-	-	-				
MOST GOALS JAROME IGINLA DAYMOND LANGKOW 2	Brandon Prust	10	0	0	0	25	-	-	-	-	-				
	Miikka Kiprusoff	74	0	0	0	2	6	0	0	0	0				
	Jamie McLennan	9	0	0	0	16	1	0	0	0	12				
	Bench	82	-	-	-	22	7	-	-	-	0				
MOST ASSISTS ALEX TANGUAY 3	Traded Players	133	6	27	33	134	-	-	-	-	-				
	TOTALS	82	258	447	705	1204	6	10	17	27	117				
	GOALTENDER	GP	MP	GA	GAA	W-L-OTL	SO	EN	GP	MP	GA	GAA	W-L	SO	EN
	Miikka Kiprusoff	74	4419	181	2.46	40-24-9	7	6	6	384	18	2.81	2-4	0	0
MOST PENALTY MINUTES WAYNE PRIMEAU 14	Jamie McLennan	9	533	32	3.60	3-5-1	0	0	1	1	0	0.00	0-0	0	0
	TOTALS	82	4952	213	2.58	43-29-10	10	5	6	385	18	2.81	2-4	0	0

2005-06

MIIKKA KIPRUSOFF WINS VEZINA AND JENNINGS TROPHIES

COACH	Regular Season							Playoffs				
	GP	W	L	OTL	PTS	GF	GA	GP	W	L	GF	GA
Darryl Sutter	82	46	25	11	103	218	200	7	3	4	16	17

1st Northwest Division, 7th overall. Playoffs: Conference Quarter-Finals – lost series to Anaheim 4-3

PLAYER	Regular Season						Playoffs				
	GP	G	A	PTS	PIM		GP	G	A	PTS	PIM
Jarome Iginla	82	35	32	67	86		7	5	3	8	11
Daymond Langkow	82	25	34	59	46		7	1	5	6	6
Dion Phaneuf	82	20	29	49	93		7	1	0	1	7
Kristian Huselius	FLA	24	5	3	8	4	-	-	-	-	-
	CGY	54	15	24	39	36	7	2	4	6	4
TOTALS	78	20	27	47	40		7	2	4	6	4
Tony Amonte	80	14	28	42	43		7	2	1	3	10
Chuck Kobasew	77	20	11	31	64		7	1	0	1	0
Andrew Ference	82	4	27	31	85		7	0	4	4	12
Jamie Lundmark	NYR	3	1	0	1	6	-	-	-	-	-
	PHX	38	5	13	18	36	-	-	-	-	-
	CGY	12	4	6	10	20	4	0	1	1	7
TOTALS	53	10	19	29	62		4	0	1	1	7
Mike Leclerc	PHX	35	9	12	21	29	-	-	-	-	-
	CGY	15	1	4	5	8	3	0	0	0	2
TOTALS	50	10	16	26	37		3	0	0	0	2
Roman Hamrlík	51	7	19	26	56		7	0	2	2	2
Robyn Regehr	68	6	20	26	67		7	1	3	4	6
Matthew Lombardi	55	6	20	26	48		7	0	2	2	2
Chris Simon	72	8	14	22	94		6	0	1	1	7
Shean Donovan	80	9	11	20	82		7	0	0	0	6
Jordan Leopold	74	2	18	20	68		7	0	1	1	4
Stephane Yelle	74	4	14	18	48		7	1	0	1	8
Marcus Nilson	70	6	11	17	32		-	-	-	-	-
Darren McCarty	67	7	6	13	117		7	2	0	2	15
Byron Ritchie	45	4	2	6	69		7	0	0	0	0
Rhett Warrenner	61	3	3	6	54		7	0	0	0	14
Craig MacDonald	25	3	2	5	8		1	0	0	0	0
Cale Hulse	PHX	0	0	0	0	0	-	-	-	-	-
	CBJ	27	0	3	3	43	-	-	-	-	-
	CGY	12	0	1	1	20	-	-	-	-	-
TOTALS	39	0	4	4	63		-	-	-	-	-
Bryan Marchment	37	1	2	3	75		-	-	-	-	-
Richie Regehr	14	0	2	2	6		-	-	-	-	-
Mark Giordano	7	0	1	1	8		-	-	-	-	-
Eric Nystrom	2	0	0	0	0		-	-	-	-	-
Carsen Gernym	2	0	0	0	0		-	-	-	-	-
Lynn Loyns	1	0	0	0	0		-	-	-	-	-
Bench	82	0	0	0	18		7	0	0	0	4
Traded Players	92	12	21	33	100		-	-	-	-	-
TOTALS	82	216	362	578	1451		7	16	27	42	127

GOALTENDER	GP	MP	GA	GAA	W-L-OTL	SO	EN	GP	MP	GA	GAA	W-L	SO	EN
Miikka Kiprusoff	74	4380	151	2.07	42-20-11	10	5	7	427:5	16	2.24	3-4	0	1
Brian Boucher	3	182	15	4.95	1-2-0	0	0	-	-	-	-	-	-	-
Traded Goalie	8	402	22	3.28	3-3-0	0	0	-	-	-	-	-	-	-
TOTALS	82	4984	193	2.32	46-25-11	10	5	7	431	17	2.37	3-4	0	1

REGULAR SEASON

MOST POINTS

JAROME IGINLA
67

MOST GOALS

JAROME IGINLA
35

MOST ASSISTS

DAYMOND LANGKOW
34

MOST PENALTY

MINUTES
DARREN MCCARTY
117

MOST WINS GOALIE

MIIKKA KIPRUSOFF
42

TROPHIES – AWARDS

SCURFIELD

HUMANITARIAN
AWARD

RHETT WARRENER

J.R. McCAIG MEMORIAL

AWARD
ROBYN REGEHR

MOLSON CUP

MIIKKA KIPRUSOFF

VEZINA TROPHY

MIIKKA KIPRUSOFF

WILLIAM JENNINGS

TROPHY
MIIKKA KIPRUSOFF

PLAYOFFS

MOST POINTS

JAROME IGINLA
8

MOST GOALS

JAROME IGINLA
5

MOST ASSISTS

DAYMOND LANGKOW
5

MOST PENALTY

MINUTES
DARREN MCCARTY
15

FLAMES RIDE 'C' OF RED TO THE STANLEY CUP FINALS

COACH	Regular Season							Playoffs					
	GP	W	L	T	OTL	PTS	GF	GA	GP	W	L	GF	GA
Darryl Sutter	82	42	30	7	3	94	200	176	26	15	11	60	53

3rd Northwest Division, 12th overall. Playoffs: Conference Quarter-Finals – defeated Vancouver 4-3;
Conference Semi-Finals – defeated Detroit 4-2; Western Conference Finals – defeated San Jose 4-2;
Stanley Cup Finals – lost to Tampa Bay 4-3

REGULAR SEASON MOST POINTS JAROME IGINLA 73	Regular Season						Playoffs								
	PLAYER	GP	G	A	PTS	PIM	GP	G	A	PTS	PIM				
MOST GOALS JAROME IGINLA 41	Jarome Iginla	81	41	32	73	84	26	13	9	22	45				
	Craig Conroy	63	8	39	47	44	26	6	11	17	12				
	Shean Donovan	82	18	24	42	72	24	5	5	10	23				
	Martin Gelinas	76	17	18	35	70	26	8	7	15	35				
MOST ASSISTS CRAIG CONROY 39	Jordan Leopold	82	9	24	33	24	26	0	10	10	6				
	Dean McAmmond	64	17	13	30	18	-	-	-	-	-				
	Matthew Lombardi	79	16	13	29	32	13	1	5	6	4				
	Oleg Saprykin	69	12	17	29	41	26	3	3	6	14				
MOST PENALTY MINUTES CHRIS SIMON 250	Steve Reinprecht	44	7	22	29	4	-	-	-	-	-				
	Chris Simon	NYR	65	14	9	23	225	-	-	-	-	-			
	CGY	13	3	2	5	25	16	5	2	7	74				
	TOTALS	78	17	11	28	250	16	5	2	7	74				
MOST WINS GOALIE MIIKKA KIPRUSOFF 24	Chris Clark	82	10	15	25	106	26	3	3	6	30				
	Marcus Nilson	FLA	69	6	13	19	26	-	-	-	-	-			
	CGY	14	5	0	5	14	26	4	7	11	12				
	TOTALS	83	11	13	24	40	26	4	7	11	12				
TROPHIES – AWARDS	Ville Nieminen	CHI	60	2	11	13	40	-	-	-	-	-			
	CGY	19	3	5	8	18	24	4	4	8	55				
	TOTALS	79	5	16	21	58	24	4	4	8	55				
	Toni Lydman	67	4	16	20	30	6	0	1	1	2				
MOLSON CUP JAROME IGINLA	Robyn Regehr	82	4	14	18	74	26	2	7	9	20				
	Chuck Kobasew	70	6	11	17	51	26	0	1	1	24				
	Stephane Yelle	53	4	13	17	24	23	3	3	6	16				
	Rhett Warrenner	77	3	14	17	97	24	0	1	1	6				
MAURICE “ROCKET” RICHARD TROPHY JAROME IGINLA (TIE)	Andrew Ference	72	4	12	16	53	26	0	3	3	25				
	Denis Gauthier	80	1	15	16	113	6	0	1	1	4				
	Krzysztof Oliwa	65	3	2	5	247	20	2	0	2	6				
	Steve Montador	26	1	2	3	50	20	1	2	3	6				
NHL 2ND ALL STAR JAROME IGINLA	Dave Lowry	18	1	1	2	11	10	0	0	0	6				
	Lynn Loyns	SJ	2	0	0	0	0	-	-	-	-	-			
	CGY	12	0	2	2	2	-	-	-	-	-				
	TOTALS	14	0	2	2	2	0	0	0	0	0				
KING CLANCY AWARD JAROME IGINLA	Martin Sonnenberg	5	0	0	0	2	0	0	0	0	0				
	Mike Commodore	12	0	0	0	25	20	0	2	2	19				
	Brennan Evans	-	-	-	-	-	2	0	0	0	0				
	Bench	82	0	0	0	42	26	0	0	0	0				
NHL FOUNDATION AWARD JAROME IGINLA	Traded Players	95	3	9	12	40	-	-	-	-	-				
	TOTALS	82	200	335	535	1428	26	60	87	147	444				
	GOALTENDER	GP	MP	GA	GAA	W-L-OTL	SO	EN	GP	MP	GA	GAA	W-L	SO	EN
	Miikka Kiprusoff	38	2301	65	1.69	24-10-4	4	4	26	1655	51	1.8515	11-5	2	
MOST POINTS JAROME IGINLA 22	Roman Turek	18	1031	40	2.33	6-11-0	3	2	1	19	0	0.00	0-0	0	0
	Dany Sabourin	4	169	10	3.55	0-3-0	0	0	-	-	-	-	-	-	-
	Jamie McLennan	26	1446	53	2.20	12-9-3	4	2	-	-	-	-	-	-	-
	TOTALS	82	4968	176	2.13	42-33-7	11	8	26	1680	53	1.89	15-11	5	2
MOST ASSISTS CRAIG CONROY 11															
MOST PENALTY MINUTES CHRIS SIMON 74															

2002-03

DARRYL SUTTER RETURNS TO HIS ALBERTA ROOTS

COACH	Regular Season								Playoffs				
	GP	W	L	T	OTL	PTS	GF	GA	GP	W	L	GF	GA
Greg Gilbert/Al MacNeil/Darryl Sutter	82	29	36	13	4	75	186	228	-	-	-	-	-

5th Northwest Division, 22nd overall.

PLAYER	Regular Season						Playoffs				
	GP	G	A	PTS	PIM		GP	G	A	PTS	PIM
Jarome Iginla	75	35	32	67	49		-	-	-	-	-
Craig Conroy	79	22	37	59	36		-	-	-	-	-
Chris Drury	80	23	30	53	33		-	-	-	-	-
Martin Gelinias	81	21	31	52	51		-	-	-	-	-
Toni Lydman	81	6	20	26	28		-	-	-	-	-
Stephane Yelle	82	10	15	25	50		-	-	-	-	-
Oleg Saprykin	52	8	15	23	46		-	-	-	-	-
Chris Clark	81	10	12	22	126		-	-	-	-	-
Dave Lowry	34	5	14	19	22		-	-	-	-	-
Dean McAmmond	-	-	-	-	-		-	-	-	-	-
COL	41	10	8	18	10		-	-	-	-	-
TOTALS	41	10	8	18	10		-	-	-	-	-
Bob Boughner	69	3	14	17	126		-	-	-	-	-
Jordan Leopold	58	4	10	14	12		-	-	-	-	-
Shean Donovan	PIT	52	4	5	9	30	-	-	-	-	-
CGY	13	1	2	3	7		-	-	-	-	-
TOTALS	65	5	7	12	37		-	-	-	-	-
Denis Gauthier	72	1	11	12	99		-	-	-	-	-
Robyn Regehr	76	0	12	12	87		-	-	-	-	-
Scott Nichol	68	5	5	10	149		-	-	-	-	-
Blake Sloan	67	2	8	10	28		-	-	-	-	-
Petr Buzek	44	3	5	8	14		-	-	-	-	-
Andrew Ference	PIT	22	1	3	4	36	-	-	-	-	-
CGY	16	0	4	4	6		-	-	-	-	-
TOTALS	38	1	7	8	42		-	-	-	-	-
Chuck Kobasew	23	4	2	6	8		-	-	-	-	-
Craig Berube	55	2	4	6	100		-	-	-	-	-
Steve Begin	50	3	1	4	51		-	-	-	-	-
Blair Betts	9	1	3	4	0		-	-	-	-	-
Steve Montador	50	1	1	2	114		-	-	-	-	-
Mike Commodore	6	0	1	1	19		-	-	-	-	-
Ladislav Kohn	3	0	1	1	2		-	-	-	-	-
Mike Mottau	4	0	0	0	0		-	-	-	-	-
Rick Mrozik	2	0	0	0	0		-	-	-	-	-
Robert Dome	1	0	0	0	0		-	-	-	-	-
Bench	82	0	0	0	22		-	-	-	-	-
Traded Players	145	16	21	37	78		-	-	-	-	-
TOTALS	82	186	315	501	1391		-	-	-	-	-

MOST POINTS
JAROME IGINLA 67

MOST GOALS
JAROME IGINLA 35

MOST ASSISTS
CRAIG CONROY 37

MOST PENALTY MINUTES
SCOTT NICHOL 149

MOST WINS GOALIE
ROMAN TUREK 27

TROPHIES – AWARDS

SCURFIELD HUMANITARIAN AWARD
ROBYN REGEHR

MOLSON CUP
JAROME IGINLA

GOALTENDER	GP	MP	GA	GAA	W-L-OTL	SO	EN	GP	MP	GA	GAA	W-L	SO	EN
Roman Turek	65	3822	164	2.57	27-29-9	4	4	-	-	-	-	-	-	-
Jamie McLennan	22	1165	58	2.99	2-11-4	0	2	-	-	-	-	-	-	-
TOTALS	82	5012	228	2.73	29-40-13	4	6	-	-	-	-	-	-	-

2001-02

JAROME IGINLA CAPTURES ART ROSS AND ROCKET RICHARD TROPHIES

COACH	GP	Regular Season							Playoffs				
		W	L	T	OTL	PTS	GF	GA	GP	W	L	GF	GA
Greg Gilbert	82	32	35	12	3	79	201	220	-	-	-	-	-

4th Northwest Division, 22nd overall.

	PLAYER	Regular Season					Playoffs				
		GP	G	A	PTS	PIM	GP	G	A	PTS	PIM
MOST POINTS JAROME IGINLA 96	Jarome Iginla	82	52	44	96	77	-	-	-	-	-
	Craig Conroy	81	27	48	75	32	-	-	-	-	-
MOST GOALS JAROME IGINLA 52	Dean McAmmond	73	21	30	51	60	-	-	-	-	-
	Derek Morris	61	4	30	34	88	-	-	-	-	-
MOST ASSISTS CRAIG CONROY 48	Marc Savard	56	14	19	33	48	-	-	-	-	-
	Toni Lydman	79	6	22	28	52	-	-	-	-	-
	Igor Kravchuk	78	4	22	26	19	-	-	-	-	-
MOST PENALTY MINUTES BOB BOUGHNER 170	Rob Niedermayer	57	6	14	20	49	-	-	-	-	-
	Clarke Wilm	66	4	14	18	61	-	-	-	-	-
	Chris Clark	64	10	7	17	79	-	-	-	-	-
	Scott Nichol	60	8	9	17	107	-	-	-	-	-
	Jamie Wright	44	4	12	16	20	-	-	-	-	-
	Dave Lowry	62	7	6	13	51	-	-	-	-	-
	Denis Gauthier	66	5	8	13	91	-	-	-	-	-
MOST WINS GOALIE ROMAN TUREK 30	Steve Begin	51	7	5	12	79	-	-	-	-	-
	Ronald Petrovicky	77	5	7	12	85	-	-	-	-	-
	CLB	60	2	7	9	46	-	-	-	-	-
	CGY	7	0	2	2	4	-	-	-	-	-
TROPHIES – AWARDS	TOTALS	67	2	9	11	50	-	-	-	-	-
	Robyn Regehr	77	2	6	8	93	-	-	-	-	-
SCURFIELD HUMANITARIAN AWARD JAROME IGINLA	Jeff Shantz	40	3	3	6	23	-	-	-	-	-
	Bob Boughner	79	2	4	6	170	-	-	-	-	-
	Roman Turek	69	0	5	5	4	-	-	-	-	-
	Craig Berube	66	3	1	4	164	-	-	-	-	-
MOLSON CUP JAROME IGINLA	Petr Buzek	ATL	9	0	0	13	-	-	-	-	-
	CGY	32	1	3	4	14	-	-	-	-	-
	TOTALS	41	1	3	4	27	-	-	-	-	-
NHL 1ST ALL-STAR JAROME IGINLA	Steve Montador	11	1	2	3	26	-	-	-	-	-
	Mike Vernon	18	0	3	3	0	-	-	-	-	-
	Jason Botterill	4	1	0	1	2	-	-	-	-	-
ART ROSS TROPHY JAROME IGINLA	Blair Betts	6	1	0	1	2	-	-	-	-	-
	Kay Whitmore	1	0	0	0	0	-	-	-	-	-
	Dallas Eakins	3	0	0	0	4	-	-	-	-	-
MAURICE 'ROCKET' RICHARD TROPHY JAROME IGINLA	Alan Letang	2	0	0	0	0	-	-	-	-	-
	Ryan Christie	2	0	0	0	0	-	-	-	-	-
	Oleg Saprykin	3	0	0	0	0	-	-	-	-	-
	Micki DuPont	2	0	0	0	2	-	-	-	-	-
LESTER B. PEARSON AWARD JAROME IGINLA	Bench	82	0	0	0	12	-	-	-	-	-
	Traded Players	84	3	5	8	68	-	-	-	-	-
	TOTALS	82	201	331	532	1586	-	-	-	-	-

GOALTENDER	GP	MP	GA	GAA	W-L-T	SO	EN	GP	MP	GA	GAA	W-L	SO	EN
Roman Turek	69	4081	172	2.53	30-28-11	5	6	-	-	-	-	-	-	-
Mike Vernon	18	825	38	2.73	2-9-1	1	1	-	-	-	-	-	-	-
Kay Whitmore	1	58	3	3.10	0-1-0	0	0	-	-	-	-	-	-	-
TOTALS	82	4990	220	2.65	32-38-12	7	7	-	-	-	-	-	-	-

2000-01

JAROME IGINLA LEADS FLAMES WITH 71 POINTS

COACH	GP	Regular Season							Playoffs				
		W	L	T	OTL	PTS	GF	GA	GP	W	L	GF	GA
Don Hay/Greg Gilbert	82	27	36	15	4	73	197	236	-	-	-	-	-

4th Northwest Division, 20th overall.

PLAYER	Regular Season						Playoffs				
	GP	G	A	PTS	PIM		GP	G	A	PTS	PIM
Jarome Iginla	77	31	40	71	62		-	-	-	-	-
Marc Savard	77	23	42	65	46		-	-	-	-	-
Valeri Bure	78	27	28	55	26		-	-	-	-	-
Dave Lowry	79	18	17	35	47		-	-	-	-	-
Phil Housley	69	4	30	34	24		-	-	-	-	-
Craig Conroy	STL	69	11	14	25	46	-	-	-	-	-
	CGY	14	3	4	7	14	-	-	-	-	-
TOTALS	83	14	18	32	60		-	-	-	-	-
Derek Morris	51	5	23	28	56		-	-	-	-	-
Oleg Saprykin	59	9	14	23	43		-	-	-	-	-
Jeff Shantz	73	5	15	20	58		-	-	-	-	-
Tommy Belbin	77	1	19	20	22		-	-	-	-	-
Toni Lydman	62	3	16	19	30		-	-	-	-	-
Jason Wiemer	65	10	5	15	177		-	-	-	-	-
Clarke Wilm	81	7	8	15	69		-	-	-	-	-
Igor Kravchuk	OTT	15	1	5	6	14	-	-	-	-	-
	CGY	37	0	8	8	4	-	-	-	-	-
TOTALS	52	1	13	14	18		-	-	-	-	-
Jeff Cowan	51	9	4	13	74		-	-	-	-	-
Daniel Tkaczuk	19	4	7	11	14		-	-	-	-	-
Ronald Petrovicky	30	4	5	9	54		-	-	-	-	-
Denis Gauthier	62	2	6	8	78		-	-	-	-	-
Chris Clark	29	5	1	6	38		-	-	-	-	-
Brad Werenka	33	1	4	5	16		-	-	-	-	-
Robyn Regehr	71	1	3	4	70		-	-	-	-	-
Dwayne Hay	49	1	3	4	16		-	-	-	-	-
Ron Sutter	21	1	3	4	12		-	-	-	-	-
Benoit Gratton	14	1	3	4	14		-	-	-	-	-
Steve Smith	13	0	2	2	17		-	-	-	-	-
Dallas Eakins	17	0	1	1	11		-	-	-	-	-
Mike Vernon	41	0	1	1	16		-	-	-	-	-
Fred Brathwaite	49	0	1	1	2		-	-	-	-	-
Martin Brochu	0	0	0	0	0		-	-	-	-	-
Niklas Andersson	11	0	1	1	4		-	-	-	-	-
Marty Murray	7	0	0	0	0		-	-	-	-	-
Rico Fata	5	0	0	0	6		-	-	-	-	-
Steve Begin	4	0	0	0	21		-	-	-	-	-
Traded Players	141	22	33	55	221		-	-	-	-	-
TOTALS	82	197	347	544	1376		-	-	-	-	-

MOST POINTS
JAROME IGINLA 71

MOST GOALS
JAROME IGINLA 31

MOST ASSISTS
MARC SAVARD
42

MOST PENALTY MINUTES
JASON WIEMER 177

MOST WINS GOALIE
FRED BRATHWAITE
15

TROPHIES – AWARDS

SCURFIELD HUMANITARIAN AWARD
JAROME IGINLA

MOLSON CUP
JAROME IGINLA

GOALTENDER	GP	MP	GA	GAA	W-L-T	SO	EN	GP	MP	GA	GAA	W-L	SO	EN
Fred Brathwaite	49	2742	106	2.32	15-17-10	5	6	-	-	-	-	-	-	-
Mike Vernon	41	2246	121	3.23	12-23-5	3	3	-	-	-	-	-	-	-
TOTALS	82	5009	236	2.83	27-40-15	8	9	-	-	-	-	-	-	-

1999-00

VALERI BURE LEADS FLAMES WITH 75 POINTS

COACH	GP	Regular Season							Playoffs				
		W	L	T	RT	PTS	GF	GA	GP	W	L	GF	GA
Brian Sutter	82	31	41	10	5	77	211	256	-	-	-	-	-

4th Northwest Division, 22nd overall.

		Regular Season					Playoffs							
	PLAYER	GP	G	A	PTS	PIM	GP	G	A	PTS	PIM			
MOST POINTS VALERI BURE 75	Valeri Bure	82	35	40	75	50	-	-	-	-	-			
	Jarome Iginla	77	29	34	63	26	-	-	-	-	-			
	Phil Housley	78	11	44	55	24	-	-	-	-	-			
	Marc Savard	78	22	31	53	56	-	-	-	-	-			
MOST GOALS VALERI BURE 35	Derek Morris	78	9	29	38	80	-	-	-	-	-			
	Sergei Krivokrasov	63	9	17	26	40	-	-	-	-	-			
	CGY	12	1	10	11	4	-	-	-	-	-			
	TOTALS	75	10	27	37	44	-	-	-	-	-			
MOST ASSISTS PHIL HOUSLEY 44	Andrei Nazarov	76	10	22	32	78	-	-	-	-	-			
	Jeff Shantz	74	13	18	31	30	-	-	-	-	-			
	Darryl Shannon	ATL	49	5	13	18	65	-	-	-	-	-		
	CGY	27	1	8	9	22	-	-	-	-	-			
MOST PENALTY MINUTES WADE BELAK 122	TOTALS	76	6	21	27	87	-	-	-	-	-			
	Jason Wiemer	64	11	11	22	120	-	-	-	-	-			
	Clarke Wilm	78	10	12	22	67	-	-	-	-	-			
	Cory Stillman	37	12	9	21	12	-	-	-	-	-			
MOST WINS GOALIE FRED BRATHWAITE 25	Bill Lindsay	80	8	12	20	86	-	-	-	-	-			
	Martin St. Louis	56	3	15	18	22	-	-	-	-	-			
	Andreas Johansson	TB	12	2	3	5	8	-	-	-	-	-		
	CGY	28	3	7	10	14	-	-	-	-	-			
TROPHIES – AWARDS	TOTALS	40	5	10	15	22	-	-	-	-	-			
	Brad Werenka	PIT	61	3	8	11	69	-	-	-	-	-		
	CGY	12	1	1	2	21	-	-	-	-	-			
	TOTALS	73	4	9	13	90	-	-	-	-	-			
SCURFIELD HUMANITARIAN AWARD ROBYN REGEHR	Robyn Regehr	57	5	7	12	46	-	-	-	-	-			
	Tommy Albelin	41	4	6	10	12	-	-	-	-	-			
	Bobby Dollas	OTT	1	0	0	0	0	-	-	-	-	-		
	CGY	49	3	7	10	28	-	-	-	-	-			
MOLSON CUP FRED BRATHWAITE	TOTALS	50	3	7	10	28	-	-	-	-	-			
	Marc Bureau	PHI	54	2	2	4	10	-	-	-	-	-		
	CGY	9	1	3	4	2	-	-	-	-	-			
	TOTALS	63	3	5	8	12	-	-	-	-	-			
	Jeff Cowan	13	4	1	5	16	-	-	-	-	-			
	Jason Botterill	ATL	25	1	4	5	17	-	-	-	-	-		
	CGY	2	0	0	0	0	-	-	-	-	-			
	TOTALS	27	1	4	5	17	-	-	-	-	-			
	Steve Smith	20	0	4	4	42	-	-	-	-	-			
	Sergei Varlamov	7	3	0	3	0	-	-	-	-	-			
	Steve Begin	13	1	1	2	18	-	-	-	-	-			
	Denis Gauthier	39	1	1	2	50	-	-	-	-	-			
	Benoit Gratton	10	0	2	2	10	-	-	-	-	-			
	Wade Belak	40	0	2	2	122	-	-	-	-	-			
	Stewart Malgunas	4	0	1	1	2	-	-	-	-	-			
	Oleg Saprykin	4	0	1	1	2	-	-	-	-	-			
	Chris Clark	22	0	1	1	14	-	-	-	-	-			
	Steve Dubinsky	23	0	1	1	4	-	-	-	-	-			
	Lee Sorochnan	1	0	0	0	0	-	-	-	-	-			
	Dave Roche	2	0	0	0	5	-	-	-	-	-			
	Rico Fata	2	0	0	0	0	-	-	-	-	-			
	Darrel Scoville	6	0	0	0	2	-	-	-	-	-			
	J-S Giguere	7	0	0	0	2	-	-	-	-	-			
	Eric Charron	21	0	0	0	37	-	-	-	-	-			
	Grant Fuhr	23	0	0	0	2	-	-	-	-	-			
	Fred Brathwaite	61	0	0	0	4	-	-	-	-	-			
	Bench	153	10	29	39	135	-	-	-	-	-			
	TOTALS		82	211	370	581	1267	-	-	-	-	-		
	GOALTENDER		GP	MP	GA	GAA	W-L-T	SO EN	GP	MP	GA	GAA	W-L	SO EN
	J-S Giguere		7	330	15	2.73	1-3-1	0 1	-	-	-	-	-	-
	Fred Brathwaite		61	3448	158	2.75	25-25-7	5 3	-	-	-	-	-	-
	Grant Fuhr		23	1205	77	3.83	5-13-2	0 2	-	-	-	-	-	-
TOTALS		82	5007	256	3.07	31-41-10	5 6	-	-	-	-	-	-	

1998-99

CORY STILLMAN LEADS FLAMES WITH 57 POINTS

COACH	Regular Season							Playoffs				
	GP	W	L	T	PTS	GF	GA	GP	W	L	GF	GA
Brian Sutter	82	30	40	12	72	211	234	-	-	-	-	-

3rd Northwest Division, 20th overall.

PLAYER	Regular Season					Playoffs				
	GP	G	A	PTS	PIM	GP	G	A	PTS	PIM
Cory Stillman	76	27	30	57	38	-	-	-	-	-
Phil Housley	79	11	43	54	52	-	-	-	-	-
Valeri Bure	80	26	27	53	22	-	-	-	-	-
Jarome Iginla	82	28	23	51	58	-	-	-	-	-
Andrew Cassels	70	12	25	37	18	-	-	-	-	-
Derek Morris	71	7	27	34	73	-	-	-	-	-
Rene Corbet	COL 53	8	14	22	58	-	-	-	-	-
	CGY 20	5	4	9	10	-	-	-	-	-
TOTALS	73	13	18	31	68	-	-	-	-	-
Jeff Shantz	CHI 7	1	0	1	4	-	-	-	-	-
	CGY 69	12	17	29	40	-	-	-	-	-
TOTALS	76	13	17	30	44	-	-	-	-	-
Jason Wiemer	78	8	13	21	177	-	-	-	-	-
Clarke Wilm	78	10	8	18	53	-	-	-	-	-
Andrei Nazarov	T.B. 26	2	0	2	43	-	-	-	-	-
	CGY 36	5	9	14	30	-	-	-	-	-
TOTALS	62	7	9	16	73	-	-	-	-	-
Steve Smith	69	1	14	15	80	-	-	-	-	-
Steve Dubinsky	CHI 1	0	0	0	0	-	-	-	-	-
	CGY 61	4	10	14	0	-	-	-	-	-
TOTALS	62	4	10	14	14	-	-	-	-	-
Cale Hulse	73	3	9	12	117	-	-	-	-	-
Hnat Domenichelli	23	5	5	10	11	-	-	-	-	-
Todd Simpson	73	2	8	10	151	-	-	-	-	-
Ed Ward	68	3	5	8	67	-	-	-	-	-
Denis Gauthier	55	3	4	7	68	-	-	-	-	-
Dave Roche	36	3	3	6	44	-	-	-	-	-
Tommy Albelin	60	1	5	6	8	-	-	-	-	-
Bob Bassen	41	1	2	3	35	-	-	-	-	-
Tom Chorske	NYI 2	0	1	1	2	-	-	-	-	-
	WSH 17	0	2	2	4	-	-	-	-	-
	CGY 7	0	0	0	2	-	-	-	-	-
TOTALS	26	0	3	3	8	-	-	-	-	-
Martin St. Louis	13	1	1	2	10	-	-	-	-	-
Fred Brathwaite	28	0	2	2	2	-	-	-	-	-
Eric Landry	3	0	1	1	0	-	-	-	-	-
Tyler Moss	11	0	1	1	0	-	-	-	-	-
Eric Charron	12	0	1	1	14	-	-	-	-	-
J-S Giguere	15	0	1	1	4	-	-	-	-	-
Rico Fata	20	0	1	1	4	-	-	-	-	-
Ken Wregget	27	0	1	1	8	-	-	-	-	-
Wade Belak	COL 22	0	0	0	71	-	-	-	-	-
	CGY 9	0	1	1	23	-	-	-	-	-
TOTALS	31	0	1	1	94	-	-	-	-	-
Lee Sorochan	2	0	0	0	0	-	-	-	-	-
Rocky Thompson	3	0	0	0	25	-	-	-	-	-
Tyrone Garner	3	0	0	0	0	-	-	-	-	-
Andrei Trefilov	CHI 1	0	0	0	0	-	-	-	-	-
	CGY 4	0	0	0	0	-	-	-	-	-
TOTALS	5	0	0	0	0	-	-	-	-	-
Bench	109	33	47	80	123	-	-	-	-	-
TOTALS	82	211	348	559	1367	-	-	-	-	-

MOST POINTS
CORY STILLMAN 57

MOST GOALS
JAROME IGINLA 28

MOST ASSISTS
PHIL HOUSLEY
43

MOST PENALTY MINUTES
JASON WIEMER
177

MOST WINS GOALIE
FRED BRATHWAITE
11

TROPHIES – AWARDS

SCURFIELD HUMANITARIAN AWARD
ED WARD

MOLSON CUP
FRED BRATHWAITE

GOALTENDER	GP	MP	GA	GAA	W-L-T	SO	EN	GP	MP	GA	GAA	W-L-T	SO	EN
Fred Brathwaite	28	1663	68	2.45	11-9-7	1	3	-	-	-	-	-	-	-
Tyler Moss	11	550	23	2.51	3-7-0	0	0	-	-	-	-	-	-	-
Ken Wregget	27	1590	67	2.53	10-12-4	1	2	-	-	-	-	-	-	-
J-S Giguere	15	860	46	3.21	6-7-1	0	2	-	-	-	-	-	-	-
Andrei Trefilov	CHI 1	25	4	9.60	0-1-0	0	0	-	-	-	-	-	-	-
	CGY 4	162	11	4.07	0-3-0	0	0	-	-	-	-	-	-	-
TOTALS	5	187	15	4.81	0-4-0	0	0	-	-	-	-	-	-	-
Tyrone Garner	3	139	12	5.18	0-2-0	0	0	-	-	-	-	-	-	-
TOTALS	82	4990	234	2.81	30-40-12	2	7	-	-	-	-	-	-	-

1997-98

BRIAN SUTTER RETURNS HOME TO ALBERTA TO COACH THE FLAMES

Coach	GP	Regular Season						Playoffs				
		W	L	T	PTS	GF	GA	GP	W	L	GF	GA
Brian Sutter	82	26	41	15	67	217	252	-	-	-	-	-

5th Pacific Division, 22nd overall.

	PLAYER	Regular Season					Playoffs				
		GP	G	A	PTS	PIM	GP	G	A	PTS	PIM
MOST POINTS THEOREN FLEURY 78	Theoren Fleury	82	27	51	78	197	-	-	-	-	-
	Cory Stillman	72	27	22	49	40	-	-	-	-	-
MOST GOALS THEOREN FLEURY CORY STILLMAN 27	Marty McInnis	75	19	25	44	34	-	-	-	-	-
	Andrew Cassels	81	17	27	44	32	-	-	-	-	-
	German Titov	68	18	22	40	38	-	-	-	-	-
	Valeri Bure	MTL 50	7	22	29	33	-	-	-	-	-
	CGY 16	5	4	9	2	-	-	-	-	-	-
	TOTALS	66	12	26	38	35	-	-	-	-	-
MOST ASSISTS THEOREN FLEURY 51	Michael Nylander	65	13	23	36	24	-	-	-	-	-
	Jarome Iginla	70	13	19	32	29	-	-	-	-	-
MOST PENALTY MINUTES THEOREN FLEURY 197	Derek Morris	82	9	20	29	88	-	-	-	-	-
	Cale Hulse	79	5	22	27	169	-	-	-	-	-
	Jason Wiemer	T.B. 67	8	9	17	132	-	-	-	-	-
	CGY 12	4	1	5	28	-	-	-	-	-	-
	TOTALS	79	12	10	22	160	-	-	-	-	-
MOST WINS GOALIE RICK TABARACCI 13	Tommy Albelin	69	2	17	19	32	-	-	-	-	-
	James Patrick	60	6	11	17	26	-	-	-	-	-
	Hnat Domenichelli	31	9	7	16	6	-	-	-	-	-
TROPHIES - AWARDS	Jim Dowd	48	6	8	14	12	-	-	-	-	-
	Joel Bouchard	44	5	7	12	57	-	-	-	-	-
NHL ROOKIE ALL-STAR DEREK MORRIS	Jamie Allison	43	3	8	11	104	-	-	-	-	-
	Ed Ward	64	4	5	9	122	-	-	-	-	-
	Chris Dingman	70	3	3	6	149	-	-	-	-	-
	Todd Simpson	53	1	5	6	109	-	-	-	-	-
SCURFIELD HUMANITARIAN AWARD ED WARD	Aaron Gavey	26	2	3	5	24	-	-	-	-	-
	Dwayne Roloson	39	0	4	4	10	-	-	-	-	-
	Erik Andersson	12	2	1	3	8	-	-	-	-	-
	Chris O'Sullivan	12	0	2	2	10	-	-	-	-	-
MOLSON CUP THEOREN FLEURY	Eric Landry	12	1	0	1	4	-	-	-	-	-
	Ladislav Kohn	4	0	1	1	0	-	-	-	-	-
	Todd Hlushko	13	0	1	1	27	-	-	-	-	-
	Kevin Dahl	19	0	1	1	6	-	-	-	-	-
	Rick Tabaracci	42	0	1	1	14	-	-	-	-	-
	Sergei Varlamov	1	0	0	0	0	-	-	-	-	-
	Eric Charron	2	0	0	0	4	-	-	-	-	-
	Marty Murray	2	0	0	0	2	-	-	-	-	-
	Travis Brigley	2	0	0	0	2	-	-	-	-	-
	Steve Begin	5	0	0	0	23	-	-	-	-	-
	Tyler Moss	6	0	0	0	0	-	-	-	-	-
	Denis Gauthier	10	0	0	0	16	-	-	-	-	-
	Rocky Thompson	12	0	0	0	61	-	-	-	-	-
	Mike Peluso	23	0	0	0	113	-	-	-	-	-
	Traded Players	137	16	20	36	227	-	-	-	-	-
	Bench	-	-	-	-	10	-	-	-	-	-
	TOTALS	82	217	341	558	1859	-	-	-	-	-

GOALTENDER	GP	MP	GA	GAA	W-L-T	SO	EN	GP	MP	GA	GAA	W-L	SO	EN
Rick Tabaracci	42	2419	116	2.88	13-22-6	0	2	-	-	-	-	-	-	-
Dwayne Roloson	39	2205	110	2.99	11-16-8	0	4	-	-	-	-	-	-	-
Tyler Moss	6	367	20	3.27	2-3-1	0	0	-	-	-	-	-	-	-
TOTALS	82	5016	252	3.01	26-41-15	0	6	-	-	-	-	-	-	-

IGINLA LEADS ALL NHL ROOKIES WITH 50 POINTS

Coach	Regular Season							Playoffs				
	GP	W	L	T	PTS	GF	GA	GP	W	L	GF	GA
Pierre Page	82	32	41	9	73	214	239	-	-	-	-	-

5th Pacific Division, 21st overall.

PLAYER	Regular Season						Playoffs				
	GP	G	A	PTS	PIM		GP	G	A	PTS	PIM
Theoren Fleury	81	29	38	67	104		-	-	-	-	-
Dave Gagner	82	27	33	60	48		-	-	-	-	-
German Titov	79	22	30	52	36		-	-	-	-	-
Jarome Iginla	82	21	29	50	37		-	-	-	-	-
Marty McInnis	NYI	70	20	22	42	20	-	-	-	-	-
	CGY	10	3	4	7	2	-	-	-	-	-
TOTALS	80	23	26	49	22		-	-	-	-	-
Jonas Hoglund	68	19	16	35	12		-	-	-	-	-
Corey Millen	61	11	15	26	32		-	-	-	-	-
Cory Stillman	58	6	20	26	14		-	-	-	-	-
Aaron Gavey	TB	16	1	2	3	12	-	-	-	-	-
	CGY	41	7	9	16	34	-	-	-	-	-
TOTALS	57	8	11	19	46		-	-	-	-	-
Todd Hlushko	58	7	11	18	49		-	-	-	-	-
Ron Stern	79	7	10	17	157		-	-	-	-	-
Yves Racine	46	1	15	16	24		-	-	-	-	-
Tommy Albelin	72	4	11	15	14		-	-	-	-	-
Todd Simpson	82	1	13	14	208		-	-	-	-	-
Ed Ward	40	5	8	13	49		-	-	-	-	-
Mike Sullivan	67	5	6	11	10		-	-	-	-	-
Glen Featherstone	HFD	41	2	5	7	87	-	-	-	-	-
	CGY	13	1	3	4	19	-	-	-	-	-
TOTALS	54	3	8	11	106		-	-	-	-	-
Chris O'Sullivan	27	2	8	10	2		-	-	-	-	-
Joel Bouchard	76	4	5	9	49		-	-	-	-	-
Sandy McCarthy	33	3	5	8	113		-	-	-	-	-
Cale Hulse	63	1	6	7	91		-	-	-	-	-
Hnat Domenichelli	HFD	13	2	1	3	7	-	-	-	-	-
	CGY	10	1	2	3	2	-	-	-	-	-
TOTALS	23	3	3	6	9		-	-	-	-	-
James Patrick	19	3	1	4	6		-	-	-	-	-
Dale McTavish	9	1	2	3	2		-	-	-	-	-
Trevor Kidd	55	0	2	2	16		-	-	-	-	-
Sami Helenius	3	0	1	1	0		-	-	-	-	-
Sasha Lakovic	19	0	1	1	54		-	-	-	-	-
Paxton Schulte	1	0	0	0	2		-	-	-	-	-
Zarley Zalapski	2	0	0	0	0		-	-	-	-	-
Marty Murray	2	0	0	0	4		-	-	-	-	-
Marko Jantunen	3	0	0	0	0		-	-	-	-	-
Rick Tabaracci	7	0	0	0	0		-	-	-	-	-
Jamie Allison	20	0	0	0	35		-	-	-	-	-
Dwayne Roloson	31	0	0	0	2		-	-	-	-	-
Traded Players	170	23	42	65	201		-	-	-	-	-
Bench	-	-	-	-	16		-	-	-	-	-
TOTALS	82	241	383	624	1524		-	-	-	-	-

GOALTENDER	GP	MP	GA	GAA	W-L-T	SO	EN	GP	MP	GA	GAA	W-L	SO	EN
Rick Tabaracci	7	361	14	2.33	2-4-0	1	0	-	-	-	-	-	-	-
Trevor Kidd	55	2979	141	2.84	21-23-6	4	4	-	-	-	-	-	-	-
Dwayne Roloson	31	1618	78	2.89	9-14-3	1	4	-	-	-	-	-	-	-
TOTALS	82	1618	78	2.89	32-41-9	6	8	-	-	-	-	-	-	-

MOST POINTS

THEOREN FLEURY
67

MOST GOALS

THEOREN FLEURY
29

MOST ASSISTS

THEOREN FLEURY
38

MOST PENALTY

MINUTES

TODD SIMPSON
208

MOST WINS GOALIE

TREVOR KIDD
21

TROPHIES - AWARDS

NHL ROOKIE

ALL-STAR

JAROME IGINLA

SCURFIELD

HUMANITARIAN

AWARD

MIKE SULLIVAN

MOLSON CUP

TREVOR KIDD

PAGE RETURNS TO CALGARY; ROBERTS WINS MASTERTON

Coach	Regular Season							Playoffs				
	GP	W	L	T	PTS	GF	GA	GP	W	L	GF	GA
Pierre Page	82	34	37	11	79	241	240	4	0	4	7	16

Ties 2nd Pacific Division, tied 15th overall. Playoffs; Western Conference Quarter-Finals - lost to Chicago 4-0.

		Regular Season					Playoffs																		
	PLAYER	GP	G	A	PTS	PIM	GP	G	A	PTS	PIM														
MOST POINTS THEOREN FLEURY 96	Theoren Fleury	80	46	50	96	112	4	2	1	3	14														
	German Titov	82	28	39	67	24	4	0	2	2	0														
	Michael Nylander	73	17	38	55	20	4	0	0	0	0														
	Phil Housley	59	16	36	52	22	-	-	-	-	-														
	Gary Roberts	35	22	20	42	78	-	-	-	-	-														
MOST GOALS THEOREN FLEURY 46	Cory Stillman	74	16	19	35	41	2	1	1	2	0														
	James Patrick	80	3	32	35	30	4	0	0	0	2														
	Steve Chiasson	76	8	25	33	62	4	2	1	3	0														
	Zarley Zalapski	80	12	17	29	115	4	0	1	1	10														
	Mike Sullivan	81	9	12	21	24	4	0	0	0	0														
MOST ASSISTS THEOREN FLEURY 50	Corey Millen	DAL	13	3	4	7	8	-	-	-	-	-													
		CGY	31	4	10	14	10	-	-	-	-	-													
	TOTALS	44	7	14	21	18	-	-	-	-	-	-													
	Sandy McCarthy	75	9	7	16	173	4	0	0	0	10														
	Pavel Torgaev	41	6	10	16	14	1	0	0	0	0														
MOST PENALTY MINUTES SANDY MCCARTHY 173	Ron Stern	52	10	5	15	111	4	0	2	2	8														
	Paul Kruse	75	3	12	15	145	3	0	0	0	4														
	Dean Evason	67	7	7	14	38	3	0	1	1	0														
	Bob Sweeney	NYI	66	6	6	12	59	-	-	-	-	-													
		CGY	6	1	1	2	6	2	0	0	0	0													
MOST WINS GOALIE RICK TABARACCI 19	TOTALS	72	7	7	14	65	2	0	0	0	0														
	Tommy Albelin	NJ	53	1	12	13	14	-	-	-	-	-													
		CGY	20	0	1	1	4	4	0	0	0	0													
	TOTALS	73	1	13	14	18	4	0	0	0	0														
	Jocelyn Lemieux	HFD	29	1	2	3	31	-	-	-	-	-													
TROPHIES – AWARDS BILL MASTERTON TROPHY GARY ROBERTS		NJ	18	0	1	1	4	-	-	-	-	-													
		CGY	20	4	4	8	10	4	0	0	0	0													
	TOTALS	67	5	7	12	45	4	0	0	0	0														
	Jamie Huscroft	70	3	9	12	162	4	0	1	1	4														
	Sheldon Kennedy	41	3	7	10	36	3	1	0	1	2														
MOLSON CUP THEOREN FLEURY	Claude Lapointe	COL	3	0	0	0	0	-	-	-	-	-													
		CGY	32	4	5	9	20	2	0	0	0	0													
	TOTALS	35	4	5	9	20	2	0	0	0	0														
	Ed Ward	41	3	5	8	44	-	-	-	-	-														
	Marty Murray	15	3	3	6	0	-	-	-	-	-														
PLAYOFFS MOST POINTS CHIASSON, FLEURY 3	Yves Sarault	MTL	14	0	0	0	4	-	-	-	-	-													
		CGY	11	2	1	3	4	-	-	-	-	-													
	TOTALS	25	2	1	3	8	-	-	-	-	-														
	Trent Yawney	69	0	3	3	88	4	0	0	0	2														
	Kevin Dahl	32	1	1	2	26	1	0	0	0	0														
MOST GOALS CHIASSON, FLEURY 2	Rick Tabaracci	43	0	2	2	8	3	0	0	0	4														
	Trevor Kidd	47	0	2	2	4	2	0	0	0	0														
	Ladislav Kohn	5	1	0	1	2	-	-	-	-	-														
	Craig Ferguson	CGY	8	0	0	0	4	-	-	-	-	-													
		MTL	10	1	0	1	2	-	-	-	-	-													
MOST ASSISTS STERN, TITOV 2	TOTALS	18	1	0	1	6	-	-	-	-	-														
	Jarrod Skalde	1	0	0	0	0	-	-	-	-	-														
	Niklas Sundblad	2	0	0	0	0	-	-	-	-	-														
	Todd Hlushko	4	0	0	0	6	-	-	-	-	-														
	Joel Bouchard	4	0	0	0	4	-	-	-	-	-														
MOST PENALTY MINUTES THEOREN FLEURY 14	Vesa Viitakoski	5	0	0	0	2	-	-	-	-	-														
	Todd Simpson	6	0	0	0	32	-	-	-	-	-														
	Pat Conacher	7	0	0	0	0	-	-	-	-	-														
	Cale Hulse	NJ	8	0	0	0	15	-	-	-	-	-													
		CGY	3	0	0	0	5	1	0	0	0	0													
	TOTALS	11	0	0	0	20	1	0	0	0	0														
	Dan Kecmer	13	0	0	0	14	-	-	-	-	-														
	Jarome Iginla	-	-	-	-	-	2	1	1	2	0														
	Bench	-	-	-	-	24	-	-	-	-	-														
	TOTALS	82	241	383	624	1524	4	7	11	18	60														
GOALTENDER												GP	MP	GA	GAA	W-L-T	SO	EN	GP	MP	GA	GAA	W-L	SO	EN
Trevor Kidd												47	2570	119	2.78	15-21-8	3	2	2	83	9	6.51	0-1	0	0
Rick Tabaracci												43	2391	117	2.94	19-16-3	3	2	3	204	7	2.06	0-3	0	0
TOTALS												82	4984	240	2.89	34-37-11	6	4	4	290	16	3.31	0-4	0	0

SECOND CONSECUTIVE PACIFIC DIVISION TITLE

Coach	Regular Season						Playoffs					
	GP	W	L	T	PTS	GF	GA	GP	W	L	GF	GA
Dave King	48	24	17	7	55	163	135	7	3	4	35	26

1st Pacific Division, 7th Overall. Playoffs: Western Conference Quarter-Finals - lost to San Jose 4-3.

PLAYER	Regular Season						Playoffs					
	GP	G	A	PTS	PIM		GP	G	A	PTS	PIM	
Theoren Fleury	47	29	29	58	112		7	7	7	14	2	
Joe Nieuwendyk	46	21	29	50	33		5	4	3	7	0	
Phil Housley	43	8	35	43	18		7	0	9	9	0	
Robert Reichel	48	18	17	35	28		7	2	4	6	4	
Zarley Zalapski	48	4	24	28	46		7	0	4	4	4	
Steve Chiasson	45	2	23	25	39		7	1	2	3	9	
German Titov	40	12	12	24	16		7	5	3	8	10	
Joel Otto	47	8	13	21	130		7	0	3	3	2	
Wes Walz	39	6	12	18	11		1	0	0	0	0	
Paul Kruse	45	11	5	16	141		7	4	2	6	10	
Sheldon Kennedy	30	7	8	15	45		7	3	1	4	16	
Ron Stern	39	9	4	13	163		7	3	1	4	8	
Kevin Dahl	34	4	8	12	38		3	0	0	0	0	
Kelly Kisio	12	7	4	11	6		7	3	2	5	19	
Mike Sullivan	38	4	7	11	14		7	3	5	8	2	
Nikolia BorschevskyTOR	19	0	5	5	0		-	-	-	-	-	
CGY	8	0	5	5	0		-	-	-	-	-	
TOTALS	27	0	10	10	0		-	-	-	-	-	
James Patrick	43	0	10	10	14		5	0	1	1	0	
Sandy McCarthy	37	5	3	8	101		6	0	1	1	17	
Len Esau	EDM	14	0	6	6	15	-	-	-	-	-	
CGY	1	0	0	0	0		-	-	-	-	-	
TOTALS	15	0	6	6	15		-	-	-	-	-	
Dan Keczmer	28	2	3	5	10		7	0	1	1	2	
Alan May	DAL	27	1	1	2	106	-	-	-	-	-	
CGY	7	1	2	3	13		-	-	-	-	-	
TOTALS	34	2	3	5	119		-	-	-	-	-	
Frank Musil	35	0	5	5	61		5	0	1	1	0	
Gary Roberts	8	2	2	4	43		-	-	-	-	-	
Vesa Viitakoski	10	1	2	3	6		-	-	-	-	-	
Ed Ward	2	1	1	2	2		-	-	-	-	-	
Mark Greig	8	1	1	2	2		-	-	-	-	-	
Cory Stillman	10	0	2	2	2		-	-	-	-	-	
Rick Tabaracci	13	0	2	2	2		-	-	-	-	-	
Trent Yawney	37	0	2	2	108		2	0	0	0	2	
Todd Hlushko	2	0	1	1	2		1	0	0	0	2	
Jim Peplinski	6	0	1	1	11		-	-	-	-	-	
Michael Nylander	6	0	1	1	2		6	0	6	6	2	
Trevor Kidd	43	0	1	1	2		-	-	-	-	-	
Steve Konroyd	1	0	0	0	0		-	-	-	-	-	
Jason Muzzatti	1	0	0	0	0		-	-	-	-	-	
Jamie Allison	1	0	0	0	0		-	-	-	-	-	
Joel Bouchard	2	0	0	0	0		-	-	-	-	-	
Neil Eisenhut	3	0	0	0	0		-	-	-	-	-	
Barry Nieckar	3	0	0	0	12		-	-	-	-	-	
Scott Morrow	4	0	0	0	0		-	-	-	-	-	
Andrei Trefilov	6	0	0	0	0		-	-	-	-	-	
TOTALS	48	163	274	437	1233		7	35	56	91	111	
GOALTENDER	GP	MP	GA	GAA	W-L-T	SO EN	GP	MP	GA	GAA	W-L	SO EN
Jason Muzzatti	1	10	0	0.00	0-0-0	0 0	-	-	-	-	-	-
Rick TabaracciWSH8	394	16	2.44	1-3-2	0 0		-	-	-	-	-	-
CGY	5	202	5	1.49	2-0-1	0 0	1	19	0	0.00	0-0	0 0
TOTALS	13	596	21	2.11	3-3-3	0 0	1	19	0	0.00	0-0	0 0
Trevor Kidd	43	2463	107	2.61	22-14-6	3 4	7	434	26	3.59	3-4	1 0
Andrei Trefilov	6	236	16	4.07	0-3-0	0 3	-	-	-	-	-	-
TOTALS	48	2922	135	2.77	24-17-7	3 7	7	454	26	3.44	3-4	1 0

MOST POINTS
THEOREN FLEURY
58

MOST GOALS
THEOREN FLEURY
29

MOST ASSISTS
PHIL HOUSLEY
35

MOST PENALTY MINUTES
RON STERN
163

MOST WINS GOALIE
TREVOR KIDD
22

TROPHIES - AWARDS

KING CLANCY AWARD
JOE NIEUWENDYK

NHL 2ND ALL-STAR
THEOREN FLEURY

MOLSON CUP
TREVOR KIDD

PLAYOFFS

MOST POINTS
THEOREN FLEURY
14

MOST GOALS
THEOREN FLEURY
7

MOST ASSISTS
PHIL HOUSLEY
9

MOST PENALTY MINUTES
KELLY KISIO
19

MOST WINS GOALIE
TREVOR KIDD
3

CAPTURE FIRST-EVER PACIFIC DIVISION TITLE

Coach	Regular Season							Playoffs				
	GP	W	L	T	PTS	GF	GA	GP	W	L	GF	GA
Dave King	84	42	29	13	97	302	256	7	3	4	20	23

1st Pacific Division, Tied 6th Overall. Playoffs: Western Conference Quarter-Finals - lost to Vancouver 4-3.

	PLAYER	Regular Season					Playoffs							
		GP	G	A	PTS	PIM	GP	G	A	PTS	PIM			
MOST POINTS ROBERT REICHEL 93	Robert Reichel	84	40	53	93	58	7	0	5	5	0			
	Theoren Fleury	83	40	45	85	186	7	6	4	10	5			
	Gary Roberts	71	41	43	84	145	7	2	6	8	24			
	Al MacInnis	75	28	54	82	95	7	2	6	8	12			
	Joe Nieuwendyk	64	36	39	75	51	6	2	2	4	0			
MOST GOALS GARY ROBERTS 41	Michael Nylander	HFD CGY	58 15	11 2	33 9	44 11	24 6	- 3	- 0	- 0	- 0			
	TOTALS	73	13	42	55	30	3	0	0	0	0			
	Zarley Zalapski	HFD CGY	56 13	7 3	30 7	37 10	56 18	- 7	- 0	- 3	- 3			
	TOTALS	69	10	37	47	74	7	0	3	3	2			
	German Titov	76	27	18	45	28	7	2	1	3	4			
MOST ASSISTS AL MACINNIS 54	Wes Walz	53	11	27	38	16	6	3	0	3	2			
	James Patrick	NYR HFD CGY	6 47 15	0 8 2	3 20 2	3 28 4	3 32 6	- - 7	- - 0	- - 1	- - 1			
	TOTALS	68	10	25	35	40	7	0	1	1	6			
	Kelly Kisio	51	7	23	30	28	7	0	2	2	8			
	Ron Stern	71	9	20	29	243	7	2	0	2	12			
MOST PENALTY MINUTES RON STERN 243	Paul Ranheim	67	10	14	24	20								
	Joel Otto	81	11	12	23	92	3	0	1	1	4			
	Michel Petit	63	2	21	23	110	-	-	-	-	-			
	Dan Keczmer	HFD CGY	12 57	0 1	0 20	1 21	12 48	- 3	- 0	- 0	- 0			
	TOTALS	69	1	21	22	60	3	0	0	0	4			
MOLSON CUP JOE NIEUWENDYK	Trent Yawney	58	6	15	21	60	7	0	0	0	16			
	Gary Suter	25	4	9	13	20	-	-	-	-	-			
	Ted Drury	34	5	7	12	26	-	-	-	-	-			
	Chris Dahlquist	77	1	11	12	52	1	0	0	0	0			
	Paul Kruse	68	3	8	11	185	7	0	0	0	14			
PLAYOFFS	Sandy McCarthy	79	5	5	10	173	7	0	0	0	34			
	Mike Sullivan	S.J. CGY	26 19	2 2	2 3	4 5	4 6	- 7	- 1	- 1	- 2			
	TOTALS	45	4	5	9	10	7	1	1	2	8			
	Frank Musil	75	1	8	9	50	7	0	1	1	4			
	Brad Schlegel	26	1	6	7	4	-	-	-	-	-			
MOST GOALS THEOREN FLEURY 6	Guy Larose	TOR CGY	10 7	1 0	2 1	3 1	10 4	- -	- -	- -	- -			
	TOTALS	17	1	3	4	14	-	-	-	-	-			
	Trevor Kidd	31	0	4	4	4	-	-	-	-	-			
	Vesa Viitakoski	8	1	2	3	0	-	-	-	-	-			
	Len Esau	6	0	3	3	7	-	-	-	-	-			
MOST ASSISTS AL MACINNIS GARY ROBERTS 6	Kevin Dahl	33	0	3	3	23	6	0	0	0	4			
	Greg Paslawski	15	2	0	2	2	-	-	-	-	-			
	David Haas	2	1	1	2	7	-	-	-	-	-			
	Brad Miller	8	0	1	1	14	-	-	-	-	-			
	Lee Norwood	16	0	1	1	16	-	-	-	-	-			
MOST PENALTY MINUTES SANDY MCCARTHY 34	Jason Muzzatti	1	0	0	0	0	-	-	-	-	-			
	Jeff Reese	1	0	0	0	0	-	-	-	-	-			
	Mark Freer	2	0	0	0	4	-	-	-	-	-			
	Peter Ahola	2	0	0	0	0	-	-	-	-	-			
	David Struch	4	0	0	0	4	-	-	-	-	-			
MOST WINS GOALIE MICHAEL VERNON 3	Kevin Wortman	5	0	0	0	2	-	-	-	-	-			
	Andrei Trefilov	11	0	0	0	4	-	-	-	-	-			
	Michael Vernon	48	0	0	0	14	7	0	0	0	2			
	Bench	-	-	-	-	16	-	-	-	-	-			
	TOTALS	84	302	495	797	1847	7	20	33	53	173			
GOALTENDER	GP	MP	GA	GAA	W-L-T	SO	EN	GP	MP	GA	GAA	W-L	SO	EN
Andrei Trefilov	11	623	26	2.50	3-4-2	2	1	-	-	-	-	-	-	-
Michael Vernon	48	2798	131	2.81	26-17-5	3	4	7	466	23	2.96	3-4	0	0
Trevor Kidd	31	1614	85	3.16	13-7-6	-	-	-	-	-	-	-	-	-
Jeff Reese	1	13	1	4.62	0-0-0	-	-	-	-	-	-	-	-	-
Jason Muzzatti	1	60	8	8.00	0-1-0	-	-	-	-	-	-	-	-	-
TOTALS	84	5124	256	3.00	42-29-13	5	5	7	466	23	2.96	3-4	0	0

1992-93

THEOREN FLEURY RECORDS 100 POINTS

Coach	Regular Season							Playoffs				
	GP	W	L	T	PTS	GF	GA	GP	W	L	GF	GA
Dave King	84	43	30	11	97	322	282	6	2	4	28	33

2nd Smythe Division, 9th Overall. Playoffs: Smythe Division Semi-Finals - lost to Los Angeles 4-2.

PLAYER	Regular Season						Playoffs				
	GP	G	A	PTS	PIM		GP	G	A	PTS	PIM
Theoren Fleury	83	34	66	100	88		6	5	7	12	27
Robert Reichel	80	40	48	88	54		6	2	4	6	2
Gary Suter	81	23	58	81	112		6	2	3	5	8
Gary Roberts	58	38	41	79	172		5	1	6	7	43
Joe Nieuwendyk	79	38	37	75	52		6	3	6	9	10
Sergei Makarov	71	18	39	57	40		-	-	-	-	-
Al MacInnis	50	11	43	54	61		6	1	6	7	10
Joel Otto	75	19	33	52	150		6	4	2	6	4
Paul Ranheim	83	21	22	43	26		6	0	1	1	0
Greg Paslawski	PHI	60	14	19	33	12	-	-	-	-	-
	CGY	13	4	5	9	0	6	3	0	3	0
TOTALS	73	18	24	42	12		6	3	0	3	0
Ron Stern	70	10	15	25	207		6	0	0	0	43
Brent Ashton	BOS	26	2	2	4	11	-	-	-	-	-
	CGY	32	8	11	19	41	6	0	3	3	2
TOTALS	58	10	13	23	52		6	0	3	3	2
Chris Lindberg	62	9	12	21	18		2	0	1	1	2
Roger Johansson	77	4	16	20	62		5	0	1	1	2
Trent Yawney	63	1	16	17	67		6	3	2	5	6
Frank Musil	80	6	10	16	131		6	1	1	2	7
Gary Leeman	30	9	5	14	10		-	-	-	-	-
Brian Skrudland	MTL	23	5	3	8	55	-	-	-	-	-
	CGY	16	2	4	6	10	6	0	3	3	12
TOTALS	39	7	7	14	65		6	0	3	3	12
Craig Berube	77	4	8	12	209		6	0	0	1	21
Michel Petit	35	3	9	12	54		-	-	-	-	-
Carey Wilson	22	4	7	11	8		-	-	-	-	-
Kevin Dahl	61	2	9	11	56		6	0	2	2	8
Chris Dahlquist	74	3	7	10	66		6	3	1	4	4
Alexander Godynnyuk	27	3	4	7	19		-	-	-	-	-
C.J. Young	28	3	2	5	20		-	-	-	-	-
Todd Harkins	15	2	3	5	22		-	-	-	-	-
Paul Kruse	27	2	3	5	41		-	-	-	-	-
Jeff Reese	26	0	4	4	4		4	0	0	0	0
Greg Smyth	35	1	2	3	95		-	-	-	-	-
Tomas Forslund	6	0	2	2	0		-	-	-	-	-
Michael Vernon	64	0	2	2	42		4	0	0	0	2
Patrick Lebeau	1	0	0	0	0		-	-	-	-	-
Shawn Heaphy	1	0	0	0	0		-	-	-	-	-
Andrei Trefilov	1	0	0	0	2		-	-	-	-	-
Bench	-	-	-	-	12		-	-	-	-	-
TOTALS	84	322	543	865	1951		6	28	50	78	213

GOALTENDER	GP	MP	GA	GAA	W-L-T	SO	EN	GP	MP	GA	GAA	W-L	SO	EN
Jeff Reese	26	1311	70	3.20	14-4-1	1	0	4	209	17	4.88	1-3	1	0
Michael Vernon	64	3732	203	3.026	29-26-9	2	4	4	150	14	6.00	1-1	0	0
Andrei Trefilov	1	65	5	4.62	0-0-1	0	0	-	-	-	-	-	-	-
TOTALS	84	5119	282	3.31	43-30-11	3	4	6	359	32	140	2-4	1	0

MOST POINTS
THEOREN FLEURY
100

MOST GOALS
ROBERT REICHEL
40

MOST ASSISTS
THEOREN FLEURY
66

MOST PENALTY MINUTES
CRAIG BERUBE
209

MOST WINS GOALIE
MICHAEL VERNON
29

TROPHIES – AWARDS

MOLSON CUP
THEOREN FLEURY

PLAYOFFS
MOST POINTS
THEOREN FLEURY
12

MOST GOALS
THEOREN FLEURY
5

MOST ASSISTS
THEOREN FLEURY
7

MOST PENALTY MINUTES
GARY ROBERT
43
RON STERN
43

MOST WINS GOALIE
MICHAEL VERNON
JEFF REESE
1

1991-92

ROBERTS 53 GOALS, 2ND HIGHEST IN TEAM HISTORY

Coach	Regular Season							Playoffs				
	GP	W	L	T	PTS	GF	GA	GP	W	L	GF	GA
Doug Risebrough/ Guy Charron	80	31	37	12	74	296	305	-	-	-	-	-

5th Smythe Division, tied 17th Overall.

		Regular Season					Playoffs								
	PLAYER	GP	G	A	PTS	PIM	GP	G	A	PTS	PIM				
MOST POINTS GARY ROBERTS 90	Gary Roberts	76	53	37	90	207	-	-	-	-	-				
	Al MacInnis	72	20	57	77	83	-	-	-	-	-				
	Theoren Fleury	80	33	40	73	133	-	-	-	-	-				
	Sergei Makarov	68	22	48	70	60	-	-	-	-	-				
MOST GOALS GARY ROBERTS 53	Joe Nieuwendyk	69	22	34	56	55	-	-	-	-	-				
	Gary Suter	70	12	43	55	128	-	-	-	-	-				
	Robert Reichel	77	20	34	54	32	-	-	-	-	-				
	Paul Ranheim	80	23	20	43	32	-	-	-	-	-				
MOST ASSISTS AL MACINNIS 57	Doug Gilmour	38	11	27	38	46	-	-	-	-	-				
	Joel Otto	78	13	21	34	161	-	-	-	-	-				
	Gary Leeman	TOR CGY	34 29	7 2	13 7	20 9	44 27	-	-	-	-	-			
	TOTALS	63	9	20	29	71	-	-	-	-	-				
MOST PENALTY MINUTES RON STERN 338	Michel Petit	TOR CGY	34 36	1 3	13 10	14 13	85 79	-	-	-	-	-			
	TOTALS	70	4	23	27	164	-	-	-	-	-				
	Carey Wilson	42	11	12	23	37	-	-	-	-	-				
	Ron Stern	72	13	9	22	338	-	-	-	-	-				
MOST WINS GOALIE MICHAEL VERNON 24	Marc Habscheid	46	7	11	18	42	-	-	-	-	-				
	Craig Berube	TOR CGY	40 36	5 1	7 4	12 5	109 155	-	-	-	-	-			
	TOTALS	76	6	11	17	264	-	-	-	-	-				
	Tomas Forslund	38	5	9	14	12	-	-	-	-	-				
TROPHIES – AWARDS	Jamie Macoun	37	2	12	14	53	-	-	-	-	-				
	Trent Yawney	47	4	9	13	45	-	-	-	-	-				
	Nevin Markwart	BOS CGY	18 10	3 2	6 1	9 4	44 25	-	-	-	-	-			
	TOTALS	28	5	7	12	69	-	-	-	-	-				
MOLSON CUP MICHAEL VERNON	Frank Musil	78	4	8	12	103	-	-	-	-	-				
	Alexander Godynuk	TOR CGY	31 6	3 0	6 1	9 4	59 4	-	-	-	-	-			
	TOTALS	37	3	7	10	63	-	-	-	-	-				
	Mark Osiecki	50	2	7	9	24	-	-	-	-	-				
	Chris Lindberg	17	2	5	7	17	-	-	-	-	-				
	Michael Vernon	63	0	7	7	8	-	-	-	-	-				
	Ric Nattress	18	0	5	5	31	-	-	-	-	-				
	Paul Kruse	16	3	1	4	65	-	-	-	-	-				
	Martin Simard	21	1	3	4	119	-	-	-	-	-				
	Tim Hunter	30	1	3	4	167	-	-	-	-	-				
	Greg Smyth	QUE CGY	29 7	0 1	2 1	2 2	138 15	-	-	-	-	-			
	TOTALS	36	1	3	4	153	-	-	-	-	-				
	Tim Sweeney	11	1	2	3	4	-	-	-	-	-				
	Neil Sheehy	35	1	2	3	119	-	-	-	-	-				
	Stephane Matteau	4	1	0	1	19	-	-	-	-	-				
	Richard Zemlak	5	0	1	1	42	-	-	-	-	-				
	Jeff Reese	TOR CGY	8 12	0 0	0 1	0 12	0 12	-	-	-	-	-			
	TOTALS	20	0	1	1	12	-	-	-	-	-				
	Jim Kyte	21	0	1	1	107	-	-	-	-	-				
	Darryl Olsen	1	0	0	0	0	-	-	-	-	-				
	Scott Sharples	1	0	0	0	0	-	-	-	-	-				
	Trevor Kidd	2	0	0	0	0	-	-	-	-	-				
	Kevan Guy	3	0	0	0	2	-	-	-	-	-				
	Todd Harkins	5	0	0	0	7	-	-	-	-	-				
Rick Wamsley	9	0	0	0	0	-	-	-	-	-					
Rich Chernomaz	11	0	0	0	6	-	-	-	-	-					
Bench	-	-	-	-	-	20	-	-	-	-	-				
TOTALS		80	296	493	789	2643	-	-	-	-	-				
GOALTENDER		GP	MP	GA	GAA	W-L-T	SO	EN	GP	MP	GA	GAA	W-L	SO	EN
Michael Vernon		63	3640	217	3.58	24-30-9	2	4	-	-	-	-	-	-	-
Scott Sharples		1	65	4	3.69	0-0-1	0	0	-	-	-	-	-	-	-
Jeff Reese		TOR CGY	8 12	413 587	20 37	2.91 3.78	1-5-1 3-2-2	0 1	0 0	-	-	-	-	-	-
TOTALS		20	1000	57	3.42	4-7-3	1	0	-	-	-	-	-	-	-
Trevor Kidd		2	120	8	4.00	1-1-0	0	0	-	-	-	-	-	-	-
Rick Wamsley		9	457	34	4.46	3-4-0	0	0	-	-	-	-	-	-	-
TOTALS		80	6292	305	3.75	31-37-12	3	4	-	-	-	-	-	-	-

1990-91

FLEURY 51 GOALS, MACINNIS ALL-STAR

Coach	Regular Season						Playoffs					
	GP	W	L	T	PTS	GF	GA	GP	W	L	GF	GA
Doug Risebrough	80	46	26	8	100	344	263	7	3	4	20	22

2nd Smythe Division, tied 4th Overall. Playoffs: Smythe Division Semi-Finals - lost to Edmonton 4-3.

PLAYER	Regular Season						Playoffs					
	GP	G	A	PTS	PIM		GP	G	A	PTS	PIM	
Theoren Fleury	79	51	53	104	136		7	2	5	7	14	
Al MacInnis	78	28	75	103	90		7	2	3	5	8	
Joe Nieuwendyk	79	45	40	85	36		7	4	1	5	10	
Doug Gilmour	78	20	61	81	144		7	1	1	2	0	
Sergei Makarov	78	30	49	79	44		3	1	0	1	0	
Gary Suter	79	12	58	70	102		7	1	6	7	12	
Gary Roberts	80	22	31	53	252		7	1	3	4	18	
Robert Reichel	66	19	22	41	22		6	1	1	2	0	
Joel Otto	76	19	20	39	183		7	1	2	3	8	
Paul Fenton	WPG	17	4	4	8	18	-	-	-	-	-	
	TOR	30	5	10	15	0	-	-	-	-	-	
	CGY	31	5	7	12	10	5	0	0	0	2	
TOTALS	78	14	21	35	28		5	0	0	0	2	
Stephane Matteau	78	15	19	34	93		5	0	1	1	0	
Paul Ranheim	39	14	16	30	4		7	2	2	4	0	
Carey Wilson	HFD	45	8	15	23	16	-	-	-	-	-	
	CGY	12	3	3	6	2	7	2	2	4	0	
TOTALS	57	11	18	29	18		7	2	2	4	0	
Brian MacLellan	57	13	14	27	55		1	0	0	0	0	
Mark Hunter	57	10	15	25	125		-	-	-	-	-	
Frank Musil	MIN	8	0	2	2	23	7	0	0	0	10	
	CGY	67	7	14	12	160	-	-	-	-	-	
TOTALS	75	7	16	23	183		-	-	-	-	-	
Jamie Macoun	79	7	15	22	84		7	0	1	1	4	
Ric Nattress	58	5	13	18	63		7	1	0	1	2	
Roger Johansson	38	4	13	17	47		-	-	-	-	-	
Tim Sweeney	42	7	9	16	8		-	-	-	-	-	
Ron Stern	VAN	31	2	3	5	171	-	-	-	-	-	
	CGY	13	1	3	4	69	7	1	3	4	14	
TOTALS	44	3	6	9	240		7	1	3	4	14	
Jim Kyte	PIT	1	0	0	0	2	-	-	-	-	-	
	CGY	42	0	9	9	153	7	0	0	0	7	
TOTALS	43	0	9	9	155		7	0	0	0	7	
Tim Hunter	34	5	2	7	143		7	0	0	0	10	
Sergei Priakin	24	1	6	7	0		-	-	-	-	-	
Kevan Guy	VAN	39	1	6	7	39	-	-	-	-	-	
	CGY	4	0	0	0	4	-	-	-	-	-	
TOTALS	43	1	6	7	43		-	-	-	-	-	
Ken Sabourin	16	1	3	4	36		-	-	-	-	-	
Michael Vernon	54	0	4	4	8		7	0	0	0	0	
Jiri Hrdina	14	0	3	3	4		-	-	-	-	-	
Martin Simard	16	0	2	2	53		-	-	-	-	-	
Dana Murzyn	19	0	2	2	30		-	-	-	-	-	
Rick Lessard	1	0	1	1	0		-	-	-	-	-	
Rick Wamsley	29	0	1	1	0		1	0	0	0	0	
Steve Guenette	1	0	0	0	0		-	-	-	-	-	
Paul Kruse	1	0	0	0	7		-	-	-	-	-	
Marc Bureau	5	0	0	0	2		-	-	-	-	-	
Colin Patterson	-	-	-	-	-		1	0	0	0	0	
Bench	-	-	-	-	28		-	-	-	-	4	
TOTALS	80	344	583	927	2201		7	20	31	51	123	

GOALTENDER	GP	MP	GA	GAA	W-L-T	SO	EN	GP	MP	GA	GAA	W-L	SO	EN
Rick Wamsley	29	1670	85	3.05	14-7-5	0	0	1	2	1	30.00	0-0	0	0
Michael Vernon	54	3121	172	3.31	31-19-3	1	2	7	427	21	2.95	3-4	0	0
Steve Guenette	1	60	4	4.00	1-0-0	0	0	-	-	-	-	-	-	-
TOTALS	80	4859	263	3.25	46-26-8	1	2	6	430	22	3.07	3-4	0	0

MOST POINTS
THEOREN FLEURY
104

MOST GOALS
THEOREN FLEURY
51

MOST ASSISTS
AL MACINNIS
75

MOST PENALTY MINUTES
GARY ROBERTS
252

MOST WINS GOALIE
MICHAEL VERNON
31

TROPHIES – AWARDS

MOLSON CUP
THEOREN FLEURY

NHL 1ST ALL-STAR
AL MACINNIS

PLAYOFFS
MOST POINTS
THEOREN FLEURY
GARY SUTER
7

MOST GOALS
JOE NIEUWENDYK
4

MOST ASSISTS
GARY SUTER
6

MOST PENALTY MINUTES
GARY ROBERTS
18

MOST WINS GOALIE
MICHAEL VERNON
3

OVERTIME GOAL
THEOREN FLEURY
1

1989-90

FIRST SMYTHE DIVISION TITLE, MACINNIS ALL-STAR

Coach	Regular Season							Playoffs				
	GP	W	L	T	PTS	GF	GA	GP	W	L	GF	GA
Terry Crisp	80	42	23	15	99	348	265	6	2	4	24	29

1st Smythe Division, 2nd Overall. Playoffs: Smythe Division Semi-Finals - lost to Los Angeles 4-2.

		Regular Season					Playoffs								
	PLAYER	GP	G	A	PTS	PIM	GP	G	A	PTS	PIM				
MOST POINTS JOE NIEUWENDYK 95	Joe Nieuwendyk	79	45	50	95	40	6	4	6	10	4				
	Doug Gilmour	78	24	67	91	54	6	3	1	4	8				
MOST GOALS JOE NIEUWENDYK 45	Al MacInnis	79	28	62	90	82	6	2	3	5	8				
	Sergei Makarov	80	24	62	86	55	6	0	6	6	3				
MOST ASSISTS DOUG GILMOUR 67	Gary Suter	76	16	60	76	97	6	0	1	1	12				
	Gary Roberts	78	39	33	72	222	6	2	5	7	41				
MOST PENALTY MINUTES TIM HUNTER 279	Joe Mullen	78	36	33	69	24	6	3	0	3	0				
	Theoren Fleury	80	31	35	66	157	6	2	3	5	10				
MOST WINS GOALIE MICHAEL VERNON 23	Paul Ranheim	80	26	28	54	23	6	1	3	4	2				
	Brian MacLellan	65	20	18	38	26	6	0	2	2	8				
TROPHIES – AWARDS	Jamie Macoun	78	8	27	35	70	6	0	3	3	10				
	Joel Otto	75	13	20	33	116	6	2	2	4	2				
CALDER TROPHY NHL ROOKIE ALL-STAR SERGEI MAKAROV	Jiri Hrdina	64	12	18	30	31	6	0	1	1	2				
	Dana Murzyn	78	7	13	20	140	6	2	2	4	2				
MOLSON CUP JOE NIEUWENDYK	Brad McCrimmon	79	4	15	19	78	6	0	2	2	8				
	Ric Nattress	49	1	14	15	26	6	2	0	2	8				
NHL 1ST ALL-STAR AL MACINNIS	Colin Patterson	61	5	3	8	20	-	-	-	-	-				
	Jonas Bergqvist	22	2	5	7	10	-	-	-	-	-				
PLAYOFFS	Jim Korn	N.J.	37	2	3	5	99	-	-	-	-	-			
	CGY	9	0	2	2	26	4	1	0	1	12				
MOST POINTS JOE NIEUWENDYK 10	TOTALS	46	2	5	7	125	4	1	0	1	12				
	Mark Hunter	10	2	3	5	39	-	-	-	-	-				
MOST GOALS JOE NIEUWENDYK 4	Tim Hunter	67	2	3	5	279	6	0	0	0	4				
	Roger Johansson	35	0	5	5	48	-	-	-	-	-				
MOST ASSISTS JOE NIEUWENDYK SERGEI MAKAROV 6	Sergei Priakin	20	2	2	4	0	2	0	0	0	0				
	Michael Vernon	47	0	3	3	21	6	0	0	0	0				
MOST PENALTY MINUTES GARY ROBERTS 41	Jim Peplinski	6	1	0	1	4	-	-	-	-	-				
	Brian Glynn	1	0	0	0	0	-	-	-	-	-				
MOST WINS GOALIE MICHAEL VERNON 2	Steve Guenette	2	0	0	0	2	-	-	-	-	-				
	Stu Grimson	3	0	0	0	17	-	-	-	-	-				
GOALTENDER	Marc Bureau	5	0	0	0	4	-	-	-	-	-				
	Ken Sabourin	5	0	0	0	10	-	-	-	-	-				
TOTALS	Rick Wamsley	36	0	0	0	4	1	0	0	0	0				
	Bench	-	-	-	-	26	-	-	-	-	4				
TOTALS		80	348	581	929	1751	6	24	40	64	145				
GOALTENDER		GP	MP	GA	GAA	W-L-T	SO	EN	GP	MP	GA	GAA	W-L	SO	EN
Michael Vernon		47	2795	146	3.13	23-14-9	1	2	6	342	19	3.33	2-3	3	1
Rick Wamsley		36	1969	107	3.26	18-8-6	0	0	1	49	9	11.02	0-1	0	0
Steve Guenette		2	119	8	4.03	1-1-0	0	0	-	-	-	-	-	-	-
TOTALS		80	4895	265	3.25	42-23-15	1	2	6	392	28	4.44	2-4	3	1

1988-89

FIRST STANLEY CUP AND 2ND PRESIDENTS' TROPHY

Coach	Regular Season							Playoffs				
	GP	W	L	T	PTS	GF	GA	GP	W	L	GF	GA
Terry Crisp	80	54	17	9	117	354	226	22	16	6	82	55

1st Smythe Division, 1st Overall. Playoffs: Smythe Division Semi-Finals - defeated Vancouver 4-3; Smythe Division Finals - defeated Los Angeles 4-0; Campbell Conference Championships defeated Chicago 4-1; Stanley Cup Championship defeated Montreal 4-2.

PLAYER	Regular Season						Playoffs				
	GP	G	A	PTS	PIM		GP	G	A	PTS	PIM
Joe Mullen	79	51	59	110	16		21	16	8	24	4
Hakan Loob	79	27	58	85	44		22	8	9	17	4
Doug Gilmour	72	26	59	85	44		22	11	11	22	20
Joe Nieuwendyk	77	51	31	82	40		22	10	4	14	10
Al MacInnis	79	16	58	74	126		22	7	24	31	46
Gary Suter	63	13	49	62	78		5	0	3	3	10
Jiri Hrdina	70	22	32	54	26		4	0	0	0	0
Joel Otto	72	23	30	53	213		22	6	13	19	46
Brian MacLennan MIN	60	16	23	39	104		-	-	-	-	-
CGY	12	2	3	5	14		21	3	2	5	19
TOTALS	72	18	26	44	118		21	3	2	5	19
Gary Roberts	71	22	16	38	250		22	5	7	12	57
Colin Patterson	74	14	24	38	56		22	3	10	13	24
Jim Peplinski	79	13	25	38	241		20	1	6	7	75
Theoren Fleury	36	14	20	34	46		22	5	6	11	24
Mark Hunter	66	22	8	30	194		10	2	2	4	23
Jamie Macoun	72	8	19	27	76		22	3	6	9	30
Brad McCrimmon	72	5	17	22	96		22	0	3	3	30
Dana Murzyn	63	3	19	22	142		21	0	3	3	20
Lanny McDonald	51	11	7	18	26		14	1	3	4	29
Rob Ramage	68	3	13	16	156		20	1	11	12	26
Tim Hunter	75	3	9	12	*375		19	0	4	4	32
Ric Nattress	38	1	8	9	47		19	0	3	3	20
Perry Berezan	35	4	4	8	23		-	-	-	-	-
Michael Vernon	52	0	4	4	18		22	0	0	0	14
Rick Lessard	6	0	1	1	2		-	-	-	-	-
Ken Sabourin	6	0	1	1	26		1	0	0	0	0
Brian Glynn	9	0	1	1	19		-	-	-	-	-
Rick Wamsley	35	0	1	1	8		1	0	0	0	0
Rich Chernomaz	1	0	0	0	0		-	-	-	-	-
Stu Grimson	1	0	0	0	5		-	-	-	-	-
Sergei Priakin	2	0	0	0	2		1	0	0	0	0
Dave Reiersen	2	0	0	0	2		-	-	-	-	-
Paul Ranheim	5	0	0	0	0		-	-	-	-	-
Shane Churla	5	0	0	0	25		-	-	-	-	-
Bench	-	-	-	-	10		-	-	-	-	-
TOTALS	80	354	576	930	2444		22	82	138	220	563

GOALTENDER	GP	MP	GA	GAA	W-L-T	SO	EN	GP	MP	GA	GAA	W-L-T	SO	EN
Michael Vernon	52	2938	130	2.65	37-6-5	0	0	22	1381	52	2.26	16-5	3	1
Rick Wamsley	35	1927	95	2.96	17-11-4	2	1	1	20	2	6.00	0-1	0	0
Steve Guenette	-	-	-	-	-	-	-	-	-	-	-	-	-	-
TOTALS	80	4871	225	2.78	54-17-9	2	1	22	1401	54	2.36	16-6	3	1

MOST POINTS
JOE MULLEN
110

MOST GOALS
JOE MULLEN
51
JOE NIEUWENDYK
51

MOST ASSISTS
JOE MULLEN
DOUG GILMOUR
59

MOST PENALTY MINUTES
TIM HUNTER
375

MOST WINS GOALIE
MICHAEL VERNON
37

TROPHIES - AWARDS

CONN SMYTHE TROPHY
AL MACINNIS

LADY BYNG
JOE MULLEN

EMERY EDGE +/-
JOE MULLEN

MOLSON CUP
JOE MULLEN

NHL ALL-STAR
JOE MULLEN
1ST
AL MACINNIS
2ND
MICHAEL VERNON
2ND

PLAYOFFS

MOST POINTS
AL MACINNIS
31

MOST GOALS
JOE MULLEN
16

MOST ASSISTS
AL MACINNIS
24

MOST PENALTY MINUTES
JIM PEPLINSKI
75

MOST WINS GOALIE
MICHAEL VERNON
16

PRESIDENTS' TROPHY 1ST OVERALL

Regular Season								Playoffs							
Coach	GP	W	L	T	PTS	GF	GA	GP	W	L	GF	GA			
Terry Crisp	80	48	23	9	105	397	305	9	4	5	41	36			
1st Smythe Division, 1st Overall. Playoffs: Smythe Division Semi-Finals - defeated Los Angeles 4-1; Smythe Division Finals - lost to Edmonton 4-0															
MOST POINTS HAKAN LOOB 106	Regular Season							Playoffs							
	PLAYER	GP	G	A	PTS	PIM		GP	G	A	PTS	PIM			
MOST GOALS JOE NIEUWENDYK 51	Hakan Loob	80	50	56	106	47		9	1	9	10	6			
	Mike Bullard	79	48	55	103	68		6	0	2	2	6			
	Joe Nieuwendyk	75	51	41	92	23		8	3	4	7	2			
	Gary Suter	75	21	70	91	124		9	1	9	10	6			
MOST ASSISTS GARY SUTER 70	Joe Mullen	80	40	44	86	30		7	2	4	6	10			
	Al MacInnis	80	25	58	83	114		7	3	6	9	18			
	John Tonelli	74	17	41	58	84		6	2	5	7	8			
	Joel Otto	62	13	39	52	194		9	3	2	5	24			
MOST PENALTY MINUTES TIM HUNTER 337	Jim Peplinski	75	20	31	51	234		9	0	5	5	45			
	Brett Hull	52	26	24	50	12		-	-	-	-	-			
	Rob Ramage	STL 67	8	34	42	127		-	-	-	-	-			
	CGY 12	1	6	7	37		9	1	3	4	21				
MOST WINS GOALIE MICHAEL VERNON 39	TOTALS	79	9	40	49	164		9	1	3	4	21			
	Brad McCrimmon	80	7	35	42	98		9	2	3	5	22			
TROPHIES – AWARDS	Carey Wilson	34	9	21	30	18		-	-	-	-	-			
	Gary Roberts	74	13	15	28	282		9	2	3	5	29			
	Lanny McDonald	60	10	13	23	57		9	3	1	4	6			
	Craig Cox	VAN 64	5	12	17	186		-	-	-	-	-			
CALDER TROPHY NHL ROOKIE ALL-STAR JOE NIEUWENDYK	CGY 7	2	3	5	32		2	1	0	1	16				
	TOTALS	71	7	15	22	218		2	1	0	1	16			
KING CLANCY LANNY MCDONALD	Perry Berezan	29	7	12	19	66		8	0	2	2	13			
	Brian Glynn	67	5	14	19	87		1	0	0	0	0			
	Colin Patterson	39	7	11	18	28		9	1	0	1	8			
	Dana Murzyn	HFD 33	1	6	7	45		-	-	-	-	-			
EMERY EDGE +/- BRAD MCCRIMMON	CGY 41	6	5	11	94		5	2	0	2	13				
	TOTALS	74	7	11	18	139		5	2	0	2	13			
	Ric Nattress	63	2	13	15	37		6	1	3	4	0			
	Tim Hunter	68	8	5	13	337		9	4	0	4	32			
NHL ALL-STAR HAKAN LOOB 1ST BRAD MCCRIMMON	Steve Bozek	26	3	7	10	12		-	-	-	-	-			
	Neil Sheehy	36	2	6	8	73		-	-	-	-	-			
	Jiri Hrdina	9	2	5	7	2		1	0	0	0	0			
	Michael Vernon	64	0	7	7	47		9	0	2	2	2			
GARY SUTER 2ND	Shane Churla	HFD 2	0	0	0	14		-	-	-	-	-			
	CGY 29	1	5	6	132		7	0	1	1	17				
	TOTALS	31	1	5	6	146		7	0	1	1	17			
	Paul Reinhart	14	0	4	4	10		8	2	7	9	6			
MOST POINTS GARY SUTER 10	Kevan Guy	11	0	3	3	8		-	-	-	-	-			
	Doug Dadswell	25	0	2	2	2		-	-	-	-	-			
	Rich Chernomaz	2	1	0	1	0		-	-	-	-	-			
	Randy Bucyk	2	0	0	0	0		-	-	-	-	-			
MOST GOALS HAKAN LOOB 8	Bob Bodak	3	0	0	0	22		-	-	-	-	-			
	Rick Wamsley	STL 31	0	0	0	14		-	-	-	-	-			
	CGY 2	0	0	0	0		1	0	0	0	0				
	TOTALS	33	0	0	0	14		1	0	0	0	0			
MOST PENALTY MINUTES JIM PEPLINSKI 45	Bench	-	-	-	-	-		-	-	-	-	2			
	TOTALS	80	397	652	1049	2429		9	41	63	104	312			
	GOALTENDER	GP	MP	GA	GAA	W-L-T	SO	EN	GP	MP	GA	GAA	W-L	SO	EN
	Rick Wamsley	STL 31	1818	103	3.40	13-16-1	0	0	-	-	-	-	-	-	-
MOST WINS GOALIE MICHAEL VERNON 4	CGY 2	73	5	4.11	1-0-0	0	0	1	33	2	3.64	0-1	0	0	
	TOTALS	33	1891	108	3.43	14-16-1	0	0	1	33	2	3.64	0-1	0	0
	Michael Vernon	64	3565	210	3.53	39-16-7	1	1	9	515	34	3.96	4-4	0	0
	Doug Dadswell	25	1221	89	4.37	8-7-2	0	0	-	-	-	-	-	-	-
TOTALS	80	4859	304	3.75	48-23-9	1	1	9	548	36	3.94	4-5	0	0	

1986-87

MULLEN CAPTURES LADY BYNG TROPHY

Coach	Regular Season							Playoffs				
	GP	W	L	T	PTS	GF	GA	GP	W	L	GF	GA
Bob Johnson	80	46	31	3	95	318	289	6	2	4	15	22

2nd Smythe Division, 3rd Overall. Playoffs: Smythe Division Semi-Finals - lost to Winnipeg 4-2.

PLAYER	Regular Season						Playoffs				
	GP	G	A	PTS	PIM		GP	G	A	PTS	PIM
Joe Mullen	79	47	40	87	14		6	2	1	3	0
Al MacInnis	79	20	56	76	97		4	1	0	1	0
Paul Reinhart	76	15	53	68	22		4	0	1	1	6
Mike Bullard	PIT	14	2	10	12	17	-	-	-	-	-
	CGY	57	28	26	54	34	6	4	3	7	2
TOTALS	71	30	36	66	51		6	4	3	7	2
Carey Wilson	80	20	36	56	42		6	1	1	2	6
John Tonelli	78	20	31	51	72		3	0	0	0	2
Joel Otto	68	19	31	50	185		2	0	2	2	6
Jim Peplinski	80	18	32	50	181		6	1	0	1	24
Gary Suter	68	9	40	49	70		6	0	3	3	10
Hakan Loob	68	18	26	44	26		5	1	2	3	0
Jamie Macoun	79	7	33	40	111		3	0	1	1	8
Steve Bozek	71	17	18	35	22		4	1	0	1	2
Brian Bradley	40	10	18	28	16		-	-	-	-	-
Lanny McDonald	58	14	12	26	54		5	0	0	0	2
Colin Patterson	68	13	13	26	41		6	0	2	2	2
Tim Hunter	73	6	15	21	361		-	-	-	-	-
Gary Roberts	32	5	10	15	85		2	0	0	0	4
Dale DeGray	27	6	7	13	29		-	-	-	-	-
Neil Sheehy	54	4	6	10	151		6	0	0	0	21
Dan Quinn	16	3	6	9	14		-	-	-	-	-
Perry Berezan	24	5	3	8	24		2	0	2	2	7
Nick Fotiu	42	5	3	8	145		-	-	-	-	-
Kari Eloranta	13	1	6	7	9		6	0	2	2	0
Joe Nieuwendyk	9	5	1	6	0		6	2	2	4	0
Doug Risebrough	22	2	3	5	66		4	0	1	1	6
Kevan Guy	24	0	4	4	19		4	0	1	1	23
Brian Engblom	32	0	4	4	28		-	-	-	-	-
Paul Baxter	18	0	2	2	66		2	0	0	0	10
Michael Vernon	54	0	2	2	14		5	0	0	0	0
Brett Hull	5	1	0	1	0		4	2	1	3	0
Doug Dadswell	2	0	0	0	0		-	-	-	-	-
Rejean Lemelin	34	0	0	0	20		2	0	1	1	0
TOTALS	80	318	538	856	2018		6	15	26	41	192

MOST POINTS
JOE MULLEN
87

MOST GOALS
JOE MULLEN
47

MOST ASSISTS
AL MACINNIS
56

**MOST PENALTY
MINUTES**
TIM HUNTER
361

MOST WINS GOALIE
MICHAEL VERNON
30

TROPHIES - AWARDS

**LADY BYNG
CUP**
JOE MULLEN

PLAYOFFS

MOST POINTS
MIKE BULLARD
6

MOST GOALS
MIKE BULLARD
4

MOST ASSISTS
GARY SUTER
3

**MOST PENALTY
MINUTES**
TIM HUNTER
51

MOST WINS GOALIE
MICHAEL VERNON
2

OVERTIME GOAL
MIKE BULLARD
1

GOALTENDER	GP	MP	GA	GAA	W-L-T	SO	EN	GP	MP	GA	GAA	W-L	SO	EN
Rejean Lemelin	34	1735	94	3.25	16-9-1	2	4	2	101	6	3.56	0-1	0	0
Michael Vernon	54	2957	178	3.61	30-21-1	1	2	5	263	16	3.65	2-3	0	0
Doug Dadswell	2	125	10	4.80	0-1-1	0	1	-	-	-	-	-	-	-
TOTALS	80	4817	282	3.61	46-31-3	3	7	6	364	22	3.63	2-4	0	0

FLAMES VS MONTREAL FOR STANLEY CUP

Coach	Regular Season							Playoffs				
	GP	W	L	T	PTS	GF	GA	GP	W	L	GF	GA
Bob Johnson	80	40	31	9	89	354	315	22	12	10	81	69

2nd Smythe Division, 6th Overall. Playoffs: Smythe Division Semi-Finals - defeated Winnipeg 3-0; Smythe Division Finals - defeated Edmonton 4-3; Conference Finals - defeated St. Louis 4-3; Stanley Cup Finals - lost to Montreal 4-1.

	Regular Season							Playoffs						
	PLAYER	GP	G	A	PTS	PIM		GP	G	A	PTS	PIM		
MOST POINTS JOE MULLEN 90 (CALGARY 38, ST. LOUIS 52)	Joe Mullen	STL	48	28	24	52	10	-	-	-	-	-		
		CGY	29	16	22	38	11	21	12	7	19	4		
	TOTALS	77	44	46	90	21		21	12	7	19	4		
	Dan Quinn		78	30	42	72	44	18	8	7	15	10		
MOST GOALS JOE MULLEN 44 (CALGARY 16, ST. LOUIS 28)	Lanny McDonald		80	28	43	71	44	22	11	7	18	30		
	John Tonelli	NYI	65	20	41	61	50	-	-	-	-	-		
		CGY	9	3	4	7	10	22	7	9	16	49		
	TOTALS	74	23	45	68	60		22	7	9	16	49		
MOST ASSISTS AL MACINNIS 57	Gary Suter		80	18	50	68	141	10	2	8	10	8		
	Al MacInnis		77	11	57	68	76	21	4	15	19	30		
	Hakan Loob		68	31	36	67	36	22	4	10	14	6		
	Joel Otto		79	25	34	59	188	22	5	10	15	80		
MOST PENALTY MINUTES TIM HUNTER 291	Jim Peplinski		77	24	35	59	214	22	5	9	14	107		
	Carey Wilson		76	29	29	58	24	9	0	2	2	2		
	Steve Bozek		64	21	22	43	24	14	2	6	8	32		
	Doug Risebrough		62	15	28	43	169	22	7	9	16	38		
MOST WINS GOALIE REJEAN LEMELIN 29	Perry Berezan		55	12	21	33	39	8	1	1	2	6		
	Paul Reinhart		32	8	25	33	15	21	5	13	18	4		
	Jamie Macoun		77	11	21	32	81	22	1	6	7	23		
	Richard Kromm		63	12	17	29	31	-	-	-	-	-		
TROPHIES - AWARDS CALDER TROPHY NHL ROOKIE ALL-STAR GARY SUTER	Colin Patterson		61	14	13	27	22	19	6	3	9	10		
	Steve Konroyd		59	7	20	27	64	-	-	-	-	-		
	Eddy Beers		33	11	10	21	8	-	-	-	-	-		
	Neil Sheehy		65	2	16	18	271	22	0	2	2	79		
MOLSON CUP HAKAN LOOB	Tim Hunter		66	8	7	15	291	19	0	3	3	108		
	Gino Cavallini		27	7	7	14	26	-	-	-	-	-		
	Charlie Bourgeois		29	5	5	10	128	-	-	-	-	-		
	Terry Johnson	STL	49	0	4	4	87	-	-	-	-	-		
PLAYOFFS MOST POINTS JOE MULLEN AL MACINNIS 19		CGY	24	1	4	5	71	17	0	3	3	64		
	TOTALS	73	1	8	9	158		17	0	3	3	64		
	Paul Baxter		47	4	3	7	194	13	0	1	1	55		
	Rejean Lemelin		60	0	5	5	10	3	0	1	1	0		
MOST GOALS JOE MULLEN 12	Rik Wilson	STL	32	0	4	4	48	-	-	-	-	-		
		CGY	2	0	0	0	0	-	-	-	-	-		
	TOTALS	34	0	4	4	48		-	-	-	-	-		
	Yves Courteau		4	1	1	2	0	1	0	0	0	0		
MOST ASSISTS AL MACINNIS 15	Brian Bradley		5	0	1	1	0	1	0	0	0	0		
	Nick Fotiu		9	0	1	1	21	11	0	1	1	34		
	Michael Vernon		18	0	1	1	4	21	0	1	1	0		
	Robin Bartel		1	0	0	0	0	6	0	0	0	16		
MOST PENALTY MINUTES TIM HUNTER 108	Dale DeGray		1	0	0	0	0	-	-	-	-	-		
	Mark Lamb		1	0	0	0	0	-	-	-	-	-		
	Marc D'Amour		15	0	0	0	22	-	-	-	-	-		
	Brett Hull		-	-	-	-	-	2	0	0	0	0		
MOST WINS GOALIE MICHAEL VERNON 12	TOTALS	80	354	580	934	2279		22	81	135	216	805		
	GOALTENDER	GP	MP	GA	GAA	W-L-T	SO EN	GP	MP	GA	GAA	W-L	SO EN	
	Michael Vernon	18	921	52	3.39	9-3-3	1 0	21	1229	60	2.93	12-9	0 2	
	Marc D'Amour	15	560	32	3.43	2-4-2	0 0	-	-	-	-	-	-	
OVERTIME GOAL LANNY MCDONALD 1	Rejean Lemelin	60	3369	229	4.08	29-24-4	1 2	3	109	7	3.85	0-1	0 0	
	TOTALS	80	4850	313	3.87	40-31-9	2 2	22	1338	67	3.09	12-10	0 2	

1984-85

NILSON FINISHES WITH 99 POINTS

Coach	Regular Season							Playoffs				
	GP	W	L	T	PTS	GF	GA	GP	W	L	GF	GA
Bob Johnson	80	41	27	12	94	363	302	4	1	3	13	15

3rd Smythe Division, Tied 6th Overall. Playoffs: Smythe Division Semi-Finals - lost to Winnipeg 3-1.

PLAYER	Regular Season						Playoffs				
	GP	G	A	PTS	PIM		GP	G	A	PTS	PIM
Kent Nilsson	77	37	62	99	14		3	0	1	1	0
Hakan Loob	78	37	35	72	14		4	3	3	6	0
Carey Wilson	74	24	48	72	27		4	0	0	0	0
Paul Reinhart	75	23	46	69	18		4	1	1	2	0
Eddy Beers	74	28	40	68	94		3	1	0	1	0
Al MacInnis	67	14	52	66	75		4	1	2	3	8
Dan Quinn	74	20	38	58	22		3	0	0	0	0
Richard Kromm	73	20	32	52	32		3	0	1	1	4
Jim Peplinski	80	16	29	45	111		4	1	3	4	11
Colin Patterson	57	22	21	43	5		4	0	0	0	5
Mike Eaves	56	14	29	43	10		-	-	-	-	-
Jamie Macoun	70	9	30	39	67		4	1	0	1	4
Lanny McDonald	43	19	18	37	36		1	0	0	0	0
Steve Bozek	54	13	22	35	6		3	1	0	1	4
Steve Tambellini	47	19	10	29	4		-	-	-	-	-
Steve Konroyd	64	3	23	26	73		4	1	4	5	2
Tim Hunter	71	11	11	22	259		4	0	0	0	24
Paul Baxter	70	5	14	19	126		4	0	1	1	18
Gino Cavallini	27	6	10	16	14		3	0	0	0	4
Kari Eloranta	65	2	11	13	39		-	-	-	-	-
Doug Risebrough	15	7	5	12	49		4	0	3	3	12
Joel Otto	17	4	8	12	30		3	2	1	3	10
Charlie Bourgeois	47	2	10	12	134		4	0	0	0	17
Neil Sheehy	31	3	4	7	109		-	-	-	-	-
Perry Berezan	9	3	2	5	4		2	1	0	1	4
Jim Jackson	10	1	4	5	0		-	-	-	-	-
Yves Courteau	14	1	4	5	4		-	-	-	-	-
Bruce Eakin	1	0	0	0	0		-	-	-	-	-
Don Edwards	34	0	0	0	4		-	-	-	-	-
Rejean Lemelin	56	0	0	0	4		4	0	0	0	0
TOTALS	80	363	618	981	1384		4	13	20	33	127

GOALTENDER	GP	MP	GA	GAA	W-L-T	SO	EN	GP	MP	GA	GAA	W-L-T	SO	EN
Rejean Lemelin	56	3176	183	3.46	30-12-10	1	3	4	248	14	3.39	1-3	1	1
Don Edwards	34	1691	115	4.08	11-15-2	1	1	-	-	-	-	-	-	-
TOTALS	80	4867	298	3.67	41-27-12	2	4	4	248	14	3.39	1-3	1	1

MOST POINTS
KENT NILSSON
99

MOST GOALS
KENT NILSSON
37
HAKAN LOOB
37

MOST ASSISTS
KENT NILSSON
62

MOST PENALTY MINUTES
TIM HUNTER
259

MOST WINS GOALIE
REJEAN LEMELIN
30

TROPHIES - AWARDS

MOLSON CUP
REJEAN LEMELIN

PLAYOFFS

MOST POINTS
HAKAN LOOB
6

MOST GOALS
HAKAN LOOB
3

MOST ASSISTS
STEVE KONROYD
4

MOST PENALTY MINUTES
TIM HUNTER
24

MOST WINS GOALIE
REJEAN LEMELIN
1

1983-84

FLAMES OPEN NEW HOME - SADDLEDOME

Coach	Regular Season							Playoffs				
	GP	W	L	T	PTS	GF	GA	GP	W	L	GF	GA
Bob Johnson	80	34	32	14	82	311	314	11	6	5	41	46

2nd Smythe Division, 10th Overall. Playoffs: Smythe Division Semi-Finals - defeated Vancouver 3-1;
Smythe Division Finals - lost to Edmonton 4-3.

		Regular Season					Playoffs				
	PLAYER	GP	G	A	PTS	PIM	GP	G	A	PTS	PIM
MOST POINTS KENT NILSSON 80	Kent Nilsson	67	31	49	80	22	-	-	-	-	-
	Eddy Beers	73	36	39	75	88	11	2	5	7	12
MOST GOALS EDDY BEERS 36	Lanny McDonald	65	33	33	66	64	11	6	7	13	6
	Hakan Loob	77	30	25	55	22	11	2	3	5	2
MOST ASSISTS KENT NILSSON 49	Dan Quinn	54	19	33	52	20	8	3	5	8	4
	Doug Risebrough	77	23	28	51	161	11	2	1	3	25
MOST PENALTY MINUTES PAUL BAXTER 182	Mike Eaves	61	14	36	50	20	11	4	4	8	2
	Al MacInnis	51	11	34	45	42	11	2	12	14	13
MOST WINS GOALIE REJEAN LEMELIN 21	Kari Eloranta	78	5	34	39	44	6	0	2	2	2
	Jim Peplinski	74	11	22	33	114	11	3	4	7	21
TROPHIES – AWARDS	Jamie Macoun	72	9	23	32	97	11	1	0	1	0
	Colin Patterson	56	13	14	27	15	11	1	1	2	6
NHL ROOKIE ALL-STAR HAKAN LOOB JAMIE MACOUN	Paul Baxter	74	7	20	27	182	11	0	2	2	37
	Steve Tambellini	73	15	10	25	16	2	0	1	1	0
MOLSON CUP REJEAN LEMELIN	Richard Kromm	53	11	12	23	27	11	1	1	2	9
	Paul Reinhart	27	6	15	21	10	11	6	11	17	2
PLAYOFFS	Steve Bozek	46	10	10	20	16	10	3	1	4	15
	Jim Jackson	49	6	14	20	13	6	1	1	2	4
MOST POINTS PAUL REINHART 17	Steve Konroyd	80	1	13	14	94	8	1	2	3	8
	Dave Hindmarch	29	6	5	11	2	-	-	-	-	-
MOST GOALS PAUL REINHART LANNY MCDONALD 6	Tony Stiles	30	2	7	9	20	-	-	-	-	-
	Jamie Hislop	27	1	8	9	2	-	-	-	-	-
MOST ASSISTS AL MACINNIS 12	Tim Hunter	43	4	4	8	130	7	0	0	0	21
	Carey Wilson	15	2	5	7	2	6	3	1	4	2
MOST PENALTY MINUTES PAUL BAXTER 37	Mickey Volcan	19	1	4	5	18	-	-	-	-	-
	Charlie Bourgeois	17	1	3	4	35	8	0	1	1	27
MOST WINS GOALIE REJEAN LEMELIN 4	Bruce Eakin	7	2	1	3	4	-	-	-	-	-
	Kari Jalonen	9	0	3	3	0	-	-	-	-	-
OVERTIME GOALS CAREY WILSON LANNY MCDONALD 1	Rejean Lemelin	51	0	3	3	6	8	0	0	0	0
	Keith Hanson	25	0	2	2	77	-	-	-	-	-
TOTALS	Don Edwards	41	0	2	2	2	6	0	0	0	0
	Neil Sheehy	1	1	0	1	2	4	0	0	0	4
	Danny Bolduc	2	0	1	1	0	1	0	0	0	0
	Michael Vernon	1	0	0	0	0	-	-	-	-	-
	Jeff Brubaker	4	0	0	0	19	-	-	-	-	-
	TOTALS	80	311	512	823	1386	11	41	65	106	222

GOALTENDER	GP	MP	GA	GAA	W-L-T	SO	EN	GP	MP	GA	GAA	W-L	SO	EN
Rejean Lemelin	51	2568	150	3.50	21-12-9	0	0	8	448	32	4.29	2-1	0	1
Don Edwards	41	2303	157	4.09	13-19-5	0	3	6	217	12	3.32	4-4	0	1
Michael Vernon	1	11	4	21.82	0-1-0	0	0	-	-	-	-	-	-	-
TOTALS	80	4882	311	3.82	34-32-14	0	3	11	665	46	4.15	6-5	0	2

1982-83

JOHNSON NEW COACH, LANNY 66 GOALS

Coach	Regular Season							Playoffs					
	GP	W	L	T	PTS	GF	GA	GP	W	L	GF	GA	
Bob Johnson	80	32	34	14	78	321	317	9	4	5	30	49	

2nd Smythe Division, 12th Overall. Playoffs: Smythe Division Semi-Finals defeated Vancouver 3-1;
Smythe Division Finals - lost to Edmonton 4-1.

PLAYER	Regular Season						Playoffs					
	GP	G	A	PTS	PIM		GP	G	A	PTS	PIM	
Kent Nilsson	80	46	58	104	10		9	1	11	12	2	
Lanny McDonald	80	*66	32	98	90		7	3	4	7	19	
Paul Reinhart	78	17	58	75	28		9	6	3	9	2	
Guy Chouinard	80	13	59	72	18		9	1	6	7	4	
Doug Risebrough	71	21	37	58	138		9	1	3	4	18	
Mel Bridgeman	79	19	31	50	103		9	3	4	7	33	
Kari Eloranta	80	4	40	44	43		9	1	3	4	17	
Jim Peplinski	80	15	26	41	134		8	1	1	2	45	
Kevin LaVallee	60	19	16	35	17		8	1	3	4	4	
Jamie Hislop	79	14	19	33	17		9	0	2	2	6	
Phil Russell	78	13	18	31	112		9	1	4	5	24	
Eddy Beers	41	11	15	26	21		8	1	1	2	27	
Dave Hindmarch	60	11	12	23	23		4	0	0	0	4	
Jim Jackson	48	8	12	20	7		8	2	1	3	2	
Steve Christoff	45	9	8	17	4		1	0	0	0	0	
Steve Konroyd	79	4	13	17	73		9	2	1	3	18	
Richie Dunn	80	3	11	14	47		9	1	1	2	8	
Carl Mokosak	41	7	6	13	87		-	-	-	-	-	
Kari Jalonen	25	9	3	12	4		5	1	0	1	0	
Greg Meredith	35	5	4	9	8		5	3	1	4	4	
Charlie Bourgeois	15	2	3	5	21		-	-	-	-	-	
Jamie Macoun	22	1	4	5	25		9	0	2	2	8	
Rejean Lemelin	39	0	5	5	7		7	0	0	0	0	
Al MacInnis	14	1	3	4	9		-	-	-	-	-	
Pierre Rioux	14	1	2	3	4		-	-	-	-	-	
Denis Cyr	11	1	1	2	0		-	-	-	-	-	
Tim Hunter	16	1	0	1	54		9	1	0	1	70	
Pat Ribble	28	0	1	1	18		-	-	-	-	-	
Don Edwards	39	0	1	1	0		5	0	0	0	0	
Michael Vernon	2	0	0	0	0		-	-	-	-	-	
Howard Walker	3	0	0	0	7		-	-	-	-	-	
Tim Harrer	3	0	0	0	2		-	-	-	-	-	
Gord Hampson	4	0	0	0	5		-	-	-	-	-	
Tim Bernhardt	6	0	0	0	0		-	-	-	-	-	
Bench	-	-	-	-	-		-	-	-	-	2	
TOTALS	80	321	498	819	1156		9	30	51	81	317	

MOST POINTS
KENT NILSSON
104

MOST GOALS
LANNY MCDONALD
66

MOST ASSISTS
GUY CHOUINARD
59

MOST PENALTY MINUTES
DOUG RISEBROUGH
138

MOST WINS GOALIE
REJEAN LEMELIN
DON EDWARDS
16

TROPHIES - AWARDS

NHL 2ND
ALL-STAR
MASTERTON TROPHY
MOLSON CUP
LANNY MCDONALD

PLAYOFFS

MOST POINTS
KENT NILSSON
12

MOST GOALS
PAUL REINHART
6

MOST ASSISTS
KENT NILSSON
11

MOST PENALTY MINUTES
TIM HUNTER
70

MOST WINS GOALIE
REJEAN LEMELIN
3

OVERTIME GOALS
EDDY BEERS
GREG MEREDITH
1

GOALTENDER	GP	MP	GA	GAA	W-L-T	SO	EN	GP	MP	GA	GAA	W-L-T	SO	EN
Rejean Lemelin	39	2211	133	3.61	16-12-8	0	3	7	327	27	4.95	3-3	0	0
Don Edwards	39	2209	148	4.02	16-15-6	1	1	5	226	22	5.84	1-2	0	0
Tim Bernhardt	6	280	21	4.50	0-5-0	0	0	-	-	-	-	-	-	-
Michael Vernon	2	100	11	6.60	0-2-0	0	0	-	-	-	-	-	-	-
TOTALS	80	4800	313	3.91	32-34-14	1	4	9	553	49	5.32	4-5	0	0

LANNY A FLAME; RUSSELL NAMED CAPTAIN

Coach	Regular Season							Playoffs				
	GP	W	L	T	PTS	GF	GA	GP	W	L	GF	GA
Al MacNeil	80	29	34	17	75	334	345	3	0	3	5	10

3rd Smythe Division, 12th Overall. Playoffs: Smythe Division Semi-Finals - lost to Vancouver 3-0.

	PLAYER	Regular Season						Playoffs					
		GP	G	A	PTS	PIM		GP	G	A	PTS	PIM	
MOST POINTS MEL BRIDGMAN 87 (CALGARY 75, PHILADELPHIA 12)	Mel Bridgeman PHI	9	7	5	12	47		-	-	-	-	-	
	CGY	63	26	49	75	94		3	2	0	2	14	
	TOTALS	72	33	54	87	141		3	2	0	2	14	
MOST GOALS LANNY MCDONALD 40 (CALGARY 34, COLORADO 6)	Lanny McDonald COL	16	6	9	15	20		-	-	-	-	-	
	CGY	55	34	33	67	37		3	0	1	1	6	
	TOTALS	71	40	42	82	57		3	0	1	1	6	
MOST ASSISTS GUY CHOUINARD 57	Guy Chouinard	64	23	57	80	12		3	0	1	1	0	
	Pekka Rautakallio	80	17	51	68	40		3	0	0	0	0	
	Jim Peplinski	74	30	37	67	115		3	1	0	1	13	
MOST PENALTY MINUTES WILLI PLETT 288	Kevin LaVallee	75	32	29	61	30		3	0	0	0	7	
	Paul Reinhart	62	13	48	61	17		3	0	1	1	2	
	Willi Plett	78	21	36	57	288		3	1	2	3	39	
TROPHIES - AWARDS	Kent Nilsson	41	26	29	55	8		3	0	3	3	2	
	Ken Houston	70	22	22	44	91		3	1	0	1	4	
	Jamie Hilsop	80	16	25	41	35		3	0	0	0	0	
MOLSON CUP PAT RIGGIN	Phil Russell	71	4	25	29	110		3	0	1	1	2	
	Gary McAdam	46	12	15	27	18		3	0	0	0	0	
	Denis Cyr	45	12	10	22	13		-	-	-	-	-	
PLAYOFFS	Dan Labraaten	43	10	12	22	6		3	0	0	0	0	
	Bob Murdoch	73	3	17	20	76		3	0	0	0	0	
	Don Lever	23	8	11	19	6		-	-	-	-	-	
MOST POINTS WILLI PLETT KENT NILSSON	Steve Konroyd	63	3	14	17	78		3	0	0	0	12	
	Bill Clement	69	4	12	16	28		3	0	0	0	2	
	Charlie Bourgeois	54	2	13	15	112		3	0	0	0	7	
MOST GOALS MEL BRIDGMAN	Bob MacMillan	23	4	7	11	14		-	-	-	-	-	
	Eric Vail	6	4	1	5	0		-	-	-	-	-	
	Kari Eloranta	19	0	5	5	14		-	-	-	-	-	
MOST ASSISTS KENT NILSSON	Pat Riggins	52	0	5	5	4		3	0	0	0	0	
	Dave Hindmarch	9	3	0	3	0		-	-	-	-	-	
	Bob Gould	16	3	0	3	4		-	-	-	-	-	
MOST PENALTY MINUTES WILLI PLETT	Pat Ribble	WSH	12	1	2	3	14		-	-	-	-	
	CGY	3	0	0	0	2		-	-	-	-	-	
	TOTALS	15	1	2	3	16		-	-	-	-	-	
MOST GOALS MEL BRIDGMAN	Eddy Beers	5	1	1	2	21		-	-	-	-	-	
	Mike Dwyer	5	0	2	2	0		-	-	-	-	-	
	Gord Wappel	11	1	0	1	6		-	-	-	-	-	
MOST ASSISTS KENT NILSSON	Carl Mokosak	1	0	1	1	0		-	-	-	-	-	
	Brad Marsh	17	0	1	1	10		-	-	-	-	-	
	Rejean Lemelin	34	0	1	1	0		-	-	-	-	-	
MOST PENALTY MINUTES WILLI PLETT	Randy Turnbull	1	0	0	0	2		-	-	-	-	-	
	Bruce Eakin	1	0	0	0	0		-	-	-	-	-	
	Bobby Lalonde	1	0	0	0	0		-	-	-	-	-	
TOTALS	Tim Hunter	2	0	0	0	9		-	-	-	-	-	
	Al MacInnis	2	0	0	0	0		-	-	-	-	-	
	Randy Holt	8	0	0	0	9		-	-	-	-	-	
TOTALS	Bench	-	-	-	-	-		-	-	-	-	2	
	TOTALS	80	334	569	903	1291		3	5	9	14	112	

GOALTENDER	GP	MP	GA	GAA	W-L-T	SO	EN	GP	MP	GA	GAA	W-L	SO	EN
Pat Riggins	52	2934	207	4.23	19-19-11	2	1	3	194	10	3.09	0-3	0	0
Rejean Lemelin	34	1866	135	4.34	10-15-6	0	2	-	-	-	-	-	-	-
TOTALS	80	4800	342	4.28	29-34-17	2	3	3	194	10	3.09	0-3	0	0

1980-81

FLAMES AND NHL COME TO CALGARY

Coach	Regular Season							Playoffs				
	GP	W	L	T	PTS	GF	GA	GP	W	L	GF	GA
Al MacNeil	80	39	27	14	92	329	298	16	9	7	56	60

3rd Patrick Division, 7th Overall. Playoffs: Preliminary Round - defeated Chicago 3-0;
Quarter-Finals - defeated Philadelphia 4-3; Stanley Cup Semi-Finals - lost to Minnesota 4-2.

PLAYER	Regular Season						Playoffs				
	GP	G	A	PTS	PIM		GP	G	A	PTS	PIM
Kent Nilsson	80	49	*82	*131	26		16	3	14	17	4
Guy Chouinard	52	31	52	83	24		16	3	14	17	4
Willi Plett	78	38	30	68	239		15	8	4	12	89
Paul Reinhart	74	18	49	67	52		16	1	14	15	16
Eric Vail	64	28	36	64	23		6	0	0	0	0
Bob MacMillan	77	28	35	63	47		16	8	6	14	7
Don Lever	62	26	31	57	56		16	4	7	11	20
Jamie Hislop	QUE	50	19	22	41	15	-	-	-	-	-
	CGY	29	6	9	15	11	16	3	0	3	5
TOTALS	79	25	31	56	26		16	3	0	3	5
Pekka Rautakallio	76	11	45	56	64		16	2	4	6	6
Jim Peplinski	80	13	25	38	108		16	2	3	5	11
Kevin LaVallee	77	15	20	35	16		8	2	3	5	4
Bill Clement	78	12	20	32	33		16	2	1	3	6
Ken Houston	42	15	15	30	93		16	7	8	15	30
Phil Russell	80	6	23	29	104		16	2	7	9	29
Dan Labraaten	DET	44	3	8	11	12	-	-	-	-	-
	CGY	27	9	7	16	13	5	1	0	1	4
TOTALS	71	12	15	27	25		5	1	0	1	4
Bob Murdoch	74	3	19	22	54		16	1	4	5	36
Brad Marsh	80	1	12	13	87		16	0	5	5	8
Bert Wilson	50	5	7	12	94		1	0	0	0	0
Brad Smith	45	7	4	11	65		-	-	-	-	-
Alex McKendry	36	3	6	9	19		-	-	-	-	-
Earl Ingarfield	16	2	3	5	6		-	-	-	-	-
Denis Cyr	10	1	4	5	0		-	-	-	-	-
Randy Holt	48	0	5	5	165		13	2	2	4	52
Dan Bouchard	14	0	4	4	6		-	-	-	-	-
Dave Hindmarch	1	1	0	1	0		6	0	0	0	2
Greg Meredith	3	1	0	1	0		-	-	-	-	-
Mike Dwyer	4	0	1	1	4		1	1	0	1	0
Gord Wappel	7	0	1	1	4		-	-	-	-	-
Rejean Lemelin	29	0	1	1	2		6	0	0	0	0
Pat Riggins	42	0	1	1	7		11	0	0	0	0
Tony Curtale	2	0	0	0	0		-	-	-	-	-
Bob Gould	3	0	0	0	0		11	3	1	4	4
Steve Konroyd	4	0	0	0	4		-	-	-	-	-
TOTALS	80	329	547	876	1426		16	55	92	147	335

MOST POINTS
KENT NILSSON
131

MOST GOALS
KENT NILSSON
49

MOST ASSISTS
KENT NILSSON
82

MOST PENALTY MINUTES
WILLI PLETT
239

MOST WINS GOALIE
PAT RIGGIN
21

TROPHIES - AWARDS

MOLSON CUP
KENT NILSSON

PLAYOFFS
MOST POINTS
GUY CHOUINARD 17

MOST GOALS
BOB MACMILLAN
WILLI PLETT
8

MOST ASSISTS
GUY CHOUINARD
PAUL REINHART
14

MOST PENALTY MINUTES
WILLI PLETT
89

MOST WINS GOALIE
PAT RIGGIN
6

OVERTIME GOAL
WILLI PLETT
1

GOALTENDER	GP	MP	GA	GAA	W-L-T	SO	EN	GP	MP	GA	GAA	W-L	SO	EN
Rejean Lemelin	29	1629	88	3.24	14-6-7	2	2	6	366	22	3.61	3-3	0	0
Pat Riggins	42	2411	154	3.83	21-16-4	0	2	11	629	37	3.53	6-4	0	1
Dan Bouchard	14	760	51	4.06	4-5-3	0	0	-	-	-	-	-	-	-
TOTALS	80	4800	298	3.73	39-27-14	2	4	16	985	59	3.59	9-7	0	1



ATLANTA FLAMES 1972–80



SEASON	COACH	GP	W	L	T	GF	GA	PTS	FINISHED	PLAYOFF RESULT
1972-73	Bernie Geoffrion	78	25	38	15	191	239	65	7th West Div.	Did Not Qualify
1973-74	Bernie Geoffrion	78	30	34	14	214	238	74	4th West Div.	Lost Quarter-Final
1974-75	Bernie Geoffrion/ Fred Creighton	80	34	31	15	243	233	83	4th Patrick Div.	Did Not Qualify
1975-76	Fred Creighton	80	35	33	12	262	237	82	3rd Patrick Div.	Lost Prelim. Round
1976-77	Fred Creighton	80	34	34	12	264	265	80	3rd Patrick Div.	Lost Prelim. Round
1977-78	Fred Creighton	80	34	27	19	274	252	87	3rd Patrick Div.	Lost Prelim. Round
1978-79	Fred Creighton	80	41	31	8	327	280	90	4th Patrick Div.	Lost Prelim. Round
1979-80	Al MacNeil	80	35	32	13	282	269	83	4th Patrick Div.	Lost Prelim. Round

ATLANTA FLAMES TOP 50 CAREER SCORING

PLAYER	GP	G	A	PTS	PIM	PLAYER	GP	G	A	PTS	PIM
Lysiak, Tom	445	155	276	431	329	Gibbs, Barry	208	13	55	68	218
Vail, Eric	469	174	209	383	223	Stewart, John	142	35	32	67	71
Chouinard, Guy	318	126	168	294	56	Boldirev, Ivan	65	22	32	54	26
Bennett, Curt	405	126	140	266	190	Rocheffort, Leon	110	19	30	49	23
MacMillan, Bob	208	90	131	221	50	St. Sauveur, Claude	79	24	24	48	23
Comeau, Rey	468	88	126	214	153	Flett, Bill	102	27	21	48	36
Houston, Ken	350	91	108	199	332	Lemieux, Jean	140	10	38	48	35
Clement, Bill	297	69	107	176	136	Reinhart, Paul	79	9	38	47	31
Plett, Willi	296	91	83	174	738	Price, Noel	199	5	40	45	160
Manery, Randy	377	30	142	172	242	Harvey, Buster	80	17	27	44	16
Romanchych, Larry	288	68	95	163	100	Russell, Phil	93	6	37	43	143
Leiter, Bobby	234	64	81	145	41	Ribble, Pat	172	12	30	42	168
Kea, Ed	316	22	92	114	283	Meehan, Gerry	62	11	30	41	8
Pronovost, Jean	155	52	58	110	42	Simpson, Robert	127	23	18	41	94
Richard, Jacques	215	57	46	103	108	Kryskow, Dave	79	15	25	40	65
McCreary, Keith	231	49	50	99	91	Hextall, Bryan Jr.	114	20	20	40	117
Quinn, Pat	374	12	87	99	555	Hicke, Ernie	58	14	23	37	37
Lalonde, Bobby	154	38	56	94	54	Murdoch, Bob	115	10	27	37	72
Nilsson, Kent	80	40	53	93	10	Laurence, Red	59	14	20	34	6
Mulhern, Richard	207	25	67	92	153	Unger, Garry	79	17	16	33	39
Graves, Hilliard	172	37	54	91	63	Rota, Darcy	57	19	13	32	70
Ecclestone, Tim	220	28	62	90	92	Lever, Don	28	14	16	30	4
Gould, John	194	35	50	85	47	Marsh, Brad	160	2	28	30	220
Phillipoff, Harold	118	26	53	79	241	Rautakallio, Pekka	79	5	25	30	18
Shand, Dave	288	14	63	77	324	MacMillan, Billy	78	10	15	25	52

ATLANTA FLAMES GOALTENDING STATS

GOALIE	GP	MIN	W	L	T	GA	SO	GAA
Bouchard, Dan	384	22093	164	134	72	1103	20	3.00
Myre, Phil	211	12230	76	95	32	653	11	3.20
Riggin, Pat	25	1368	11	9	2	73	2	3.20
Lemelin, Reggie	21	1144	8	10	1	70	0	3.67
Belanger, Yves	22	1119	8	10	0	76	1	4.08
Craig, Jim	4	206	1	2	1	13	0	3.79

GAME-BY-GAME RESULTS

2008-09



Rene Bourque recorded his first career hat trick on Dec. 27, 2009 in a 6-3 win over the Ottawa Senators



Adam Pardy registered his first career NHL goal in the Flames 5-2 victory over the New York Islanders on Jan. 8, 2009.



2007 first round draft pick Mikael Backlund made his NHL debut on Jan. 8, 2009 vs. the New York Islanders.

	DATE	OPP.	RESULT	RECORD	PTS
1	Oct.9	at VAN	0-6 L	0-1-0-0	0
2	Oct.11	vs VAN	4-5 OTL	0-1-1-0	1
3	Oct.14	vs COL	5-4 W	1-1-1-0	3
4	Oct.17	vs EDM	3-4 L	1-2-1-0	1
5	Oct.18	at EDM	2-3 L	1-3-1-0	3
6	Oct.21	vs WSH	2-1 W	2-3-1-0	5
7	Oct.23	at NSH	5-3 W	3-3-1-0	7
8	Oct.25	at PHX	4-1 W	4-3-1-0	9
9	Oct.28	vs COL	3-0 W	5-3-1-0	11
10	Oct.31	vs BOS	3-2 W	6-3-1-0	13
11	Nov.1	at LA	3-2 W	7-3-1-0	15
12	Nov.2	at ANA	2-3 L	7-4-1-0	15
13	Nov.4	vs PHX	2-4 L	7-5-1-0	15
14	Nov.6	vs NSH	7-6 W	8-5-1-0	17
15	Nov.8	at CLB	1-3 L	8-6-1-0	17
16	Nov.9	at CHI	1-6 L	8-7-1-0	17
17	Nov.11	vs TOR	4-3 W	9-7-1-0	19
18	Nov.13	at SJ	1-6 L	9-8-1-0	19
19	Nov.18	vs COL	4-1 W	10-8-1-0	21
20	Nov.20	at COL	1-0 W	11-8-1-0	23
21	Nov.22	vs DET	2-5 L	11-9-1-0	23
22	Nov.25	vs LA	6-2 W	12-9-1-0	25
23	Nov.27	at VAN	4-3 W	13-9-1-0	27
24	Nov.29	vs VAN	3-1 W	14-9-1-0	29
25	Dec.2	vs DAL	1-3 L	14-10-1-0	29
26	Dec.5	at STL	4-3 W(OT)	15-10-1-0	31
27	Dec.7	at NYR	3-0 W	16-10-1-0	33
28	Dec.9	at MTL	1-4 L	16-11-1-0	33
29	Dec.10	at DET	3-4 OTL	16-11-2-0	34
30	Dec.12	vs FLA	2-3 L(SO)	16-11-2-1	35
31	Dec.16	at STL	6-3 W	17-11-2-1	37
32	Dec.17	at MIN	3-2 W(OT)	18-11-2-1	39
33	Dec.19	vs CHI	2-3 OTL	18-11-3-1	40
34	Dec.23	vs ANA	4-3 W	19-11-3-1	42
35	Dec.27	vs OTT	6-3 W	20-11-3-1	44
36	Dec.29	vs MIN	2-1 W	21-11-3-1	46
37	Dec.31	vs EDM	6-4 W	22-11-3-1	48
38	Jan.3	at NSH	3-2 W	23-11-3-1	50
39	Jan.4	at CHI	2-5 L	23-12-3-1	50
40	Jan.6	vs SJ	5-2 W	24-12-3-1	52
41	Jan.8	vs NYI	5-2 W	25-12-3-1	54
42	Jan.13	vs STL	3-1 W	26-12-3-1	56
43	Jan.15	at SJ	3-2 W	27-12-3-1	58
44	Jan.17	vs PHX	3-4 L	27-13-3-1	58
45	Jan.18	at COL	2-6 L	27-14-3-1	58
46	Jan.21	vs CLB	5-4 W(SO)	28-14-3-1	60
47	Jan.28	vs BUF	5-2 W	29-14-3-1	62
48	Jan.30	vs NSH	3-1 W	30-14-3-1	64
49	Feb.2	at COL	3-4 L	30-15-3-1	64
50	Feb.3	at DAL	1-3 L	30-16-3-1	64
51	Feb.5	vs CHI	2-5 L	30-17-3-1	64
52	Feb.7	vs ANA	1-2 L	30-18-3-1	64
53	Feb.9	vs MTL	2-6 W	31-18-3-1	66
54	Feb.11	at ANA	2-3 OTL	31-18-4-1	67
55	Feb.12	at LA	2-0 W	32-18-4-1	69
56	Feb.14	at PHX	7-5 W	33-18-4-1	71
57	Feb.17	vs VAN	3-4 L(SO)	33-18-4-2	72
58	Feb.19	at MIN	3-2 W(OT)	34-18-4-2	74
59	Feb.21	at EDM	3-2 W(SO)	35-18-4-2	76
60	Feb.24	vs CLB	4-1 W	36-18-4-2	78
61	Feb.27	vs MIN	4-1 W	37-18-4-2	80
62	Mar.1	vs TB	6-8 L	37-19-4-2	80
63	Mar.3	at OTT	6-3 W	38-19-4-2	82
64	Mar.5	at PHI	5-1 W	39-19-4-2	84
65	Mar.6	at CAR	1-6 L	39-20-4-2	84
66	Mar.8	at ATL	2-5 L	39-21-4-2	84
67	Mar.10	at NJ	2-3 L	39-22-4-2	84
68	Mar.12	at DET	6-5 W(SO)	40-22-4-2	86
69	Mar.14	at TOR	6-8 L	40-23-4-2	86
70	Mar.18	vs DAL	2-1 W	41-23-4-2	88
71	Mar.20	vs STL	2-3 L	41-24-4-2	88
72	Mar.23	vs DET	5-3 W	42-24-4-2	90
73	Mar.25	at PIT	0-2 L	42-25-4-2	90
74	Mar.26	at CLB	0-5 L	42-26-4-2	90
75	Mar.28	vs MIN	3-2 W	43-26-4-2	92
76	Mar.30	vs SJ	1-2 L	43-27-4-2	92
77	Apr.2	at DAL	2-1 W	44-27-4-2	94
78	Apr.3	at MIN	0-4 L	44-28-4-2	94
79	Apr.6	vs LA	4-1 W	45-28-4-2	96
80	Apr.7	at VAN	1-4 L	45-29-4-2	96
81	Apr.10	at EDM	1-5 L	45-30-4-2	96
82	Apr.11	vs EDM	4-1 W	46-30-4-2	98

GAME-BY-GAME RESULTS

2007-08

2006-2007

2005-06

DATE	OPP.	RESULT	RECORD	PTS
1 Oct.4	vs PHI	2-3 L	0-1-0-0	0
2 Oct.6	vs VAN	3-4 OTL	0-1-1-0	1
3 Oct.10	at DET	2-4 L	0-2-1-0	1
4 Oct.12	at DAL	3-2 W(OT)	1-2-1-0	3
5 Oct.13	at NSH	7-4 W	2-2-1-0	5
6 Oct.16	at COL	4-5 L/SO	2-2-1-1	6
7 Oct.18	vs LA	4-3 W	3-2-1-1	8
8 Oct.20	vs EDM	4-1 W	4-2-1-1	10
9 Oct.22	vs SJ	1-4 L	4-3-1-1	10
10 Oct.24	vs MIN	5-3 W	5-3-1-1	12
11 Oct.26	vs COL	2-3 OTL	5-3-2-1	13
12 Oct.30	vs NSH	5-1 W	6-3-2-1	15
13 Nov.1	vs DET	1-4 L	6-4-2-1	15
14 Nov.3	at MIN	1-4 L	6-5-2-1	15
15 Nov.5	at COL	1-4 L	6-6-2-1	15
16 Nov.8	vs VAN	2-3 L	6-7-2-1	15
17 Nov.10	vs EDM	2-4 L	6-8-2-1	15
18 Nov.13	vs MIN	3-2 W	7-8-2-1	17
19 Nov.17	at EDM	3-1 W	8-8-2-1	19
20 Nov.18	at VAN	1-4 L	8-9-2-1	19
21 Nov.20	vs COL	4-1 W	9-9-2-1	21
22 Nov.22	vs CHI	1-2 L	9-10-2-1	21
23 Nov.24	at COL	5-2 W	10-10-2-1	23
24 Nov.25	at STL	0-3 L	10-11-2-1	23
25 Nov.27	at DET	3-5 L	10-12-2-1	23
26 Nov.29	vs ANA	1-4 L	10-13-2-1	23
27 Dec.1	vs CLB	3-4 OTL	10-13-3-1	24
28 Dec.4	vs STL	3-1 W	11-13-3-1	26
29 Dec.6	vs PIT	2-3 L/SO	11-13-3-2	27
30 Dec.9	at CHI	1-2 L	12-13-3-2	29
31 Dec.11	at FLA	2-1 W(SO)	13-13-3-2	31
32 Dec.13	at TB	9-6 W	14-13-3-2	33
33 Dec.14	at CAR	4-3 W	15-13-3-2	35
34 Dec.16	at STL	5-3 W	16-13-3-2	37
35 Dec.18	at CLB	3-1 W	17-13-3-2	39
36 Dec.21	vs DAL	2-3 OTL	17-14-3-2	40
37 Dec.23	vs NJ	0-1 OTL	17-15-3-2	41
38 Dec.27	at VAN	3-5 L	17-15-4-2	41
39 Dec.29	vs ANA	5-3 W	18-15-4-2	43
40 Dec.31	vs VAN	2-1 W	19-15-4-2	45
41 Jan.2	vs NYR	4-3 W	20-15-4-2	47
42 Jan.3	at SJ	3-2 W(OT)	21-15-4-2	49
43 Jan.5	at LA	6-4 W	22-15-4-2	51
44 Jan.8	vs PHX	1-3 L	22-15-5-2	51
45 Jan.11	vs NYL	4-5 L/SO	22-15-5-2	52
46 Jan.13	at EDM	1-2 L	22-16-5-2	52
47 Jan.15	at NSH	0-3 L	22-17-5-2	52
48 Jan.16	at MIN	3-2 W	23-17-5-2	54
49 Jan.18	vs LA	6-1 W	24-17-5-2	56
50 Jan.22	vs MIN	2-1 W	25-17-5-2	58
51 Jan.30	vs SJ	5-4 W	26-17-5-2	60
52 Feb.2	at DAL	1-2 L	26-18-5-2	60
53 Feb.4	vs EDM	0-5 L	26-19-5-2	60
54 Feb.5	vs PHX	4-3 W(SO)	27-19-5-2	62
55 Feb.7	vs CHI	1-3 L	27-20-5-2	62
56 Feb.9	vs EDM	4-1 W	28-20-5-2	64
57 Feb.12	at SJ	4-3 W(OT)	29-20-5-2	66
58 Feb.15	at LA	3-6 L	29-21-5-2	66
59 Feb.17	at LA	2-4 L	29-22-5-2	66
60 Feb.19	at PHX	4-1 W	30-22-5-2	68
61 Feb.20	at DAL	3-2 W	31-22-5-2	70
62 Feb.22	vs DET	1-0 W	32-22-5-2	72
63 Feb.24	at MIN	2-1 W	33-22-5-2	74
64 Feb.26	vs COL	2-3 OTL	33-23-5-2	75
65 Feb.29	at ANA	1-3 L	33-23-6-2	75
66 Mar.1	at PHX	3-1 W	34-23-6-2	77
67 Mar.4	vs CLB	1-0 W	35-23-6-2	79
68 Mar.7	vs NSH	1-2 OTL	35-23-7-2	80
69 Mar.10	vs STL	7-3 W	36-23-7-2	82
70 Mar.12	at WSH	1-2 L	36-24-7-2	82
71 Mar.13	at ATL	4-6 L	36-25-7-2	82
72 Mar.16	at CHI	4-2 W	37-25-7-2	84
73 Mar.18	at CLB	0-3 L	37-26-7-2	84
74 Mar.20	vs COL	2-1 W	38-26-7-2	86
75 Mar.22	vs MIN	5-4 W	39-26-7-2	88
76 Mar.24	at COL	0-2 L	39-27-7-2	88
77 Mar.25	vs VAN	3-2 W	40-27-7-2	90
78 Mar.29	vs EDM	1-2 L	40-28-7-2	90
79 Mar.30	at VAN	2-6 L	40-29-7-2	90
80 Apr.1	at EDM	3-2 W	41-29-7-2	92
81 Apr.3	at MIN	1-3 L	41-30-7-2	92
82 Apr.5	at VAN	7-1 W	42-30-7-2	94

DATE	OPP.	RESULT	RECORD	PTS
1 Oct.5	at EDM	1-3 L	0-1-0-0	0
2 Oct.7	vs EDM	2-1 W	1-1-0-0	2
3 Oct.9	vs SJ	1-4 L	1-2-0-0	2
4 Oct.12	at OTT	1-0 W	2-2-0-0	4
5 Oct.14	at TOR	4-5 OTL	2-2-1-0	5
6 Oct.17	at MTL	4-5 L	2-3-1-0	5
7 Oct.19	at BOS	2-3 L	2-4-1-0	5
8 Oct.24	vs PHX	6-1 W	3-4-1-0	7
9 Oct.28	vs NSH	2-3 L	3-5-1-0	7
10 Oct.30	vs WSH	2-4 L	3-6-1-0	7
11 Nov.1	at DET	2-3 L	3-7-1-0	7
12 Nov.3	at CLB	4-5 L/SO	3-7-1-1	8
13 Nov.4	at STL	3-2 W	4-7-1-1	10
14 Nov.7	vs DAL	3-1 W	5-7-1-1	12
15 Nov.10	vs ANA	3-0 W	6-7-1-1	14
16 Nov.11	at VAN	3-2 W	7-7-1-1	16
17 Nov.14	vs STL	3-0 W	8-7-1-1	18
18 Nov.17	vs DET	4-1 W	9-7-1-1	20
19 Nov.21	at EDM	1-2 L	9-8-1-1	20
20 Nov.22	vs CHI	4-1 W	10-8-1-1	22
21 Nov.25	at LA	1-3 L	10-9-1-1	22
22 Nov.26	at ANA	3-5 L	10-10-1-1	22
23 Nov.28	vs COL	5-2 W	11-10-1-1	24
24 Dec.1	vs CLB	2-1 W	12-10-1-1	26
25 Dec.5	vs CAR	3-0 W	13-10-1-1	28
26 Dec.7	at MIN	2-3 L/SO	13-11-2-1	29
27 Dec.9	vs VAN	5-3 W	14-11-2-1	31
28 Dec.12	vs MIN	5-2 W	15-11-2-1	33
29 Dec.14	at VAN	1-3 L	15-11-3-1	33
30 Dec.16	at PHX	6-3 W	16-11-3-1	35
31 Dec.18	at ANA	1-4 L	16-12-3-1	35
32 Dec.19	at LA	5-3 W	17-12-3-1	37
33 Dec.23	at SJ	1-4 L	17-13-3-1	37
34 Dec.26	vs VAN	1-3 L	17-14-3-1	37
35 Dec.27	at VAN	5-6 OTL	17-14-2-2	38
36 Dec.29	at LA	6-4 W	18-14-2-2	40
37 Dec.31	vs EDM	4-2 W	19-14-2-2	42
38 Jan.2	vs VAN	2-3 L	19-15-2-2	42
39 Jan.4	vs FLA	5-4 W(OT)	20-15-2-2	44
40 Jan.6	vs DAL	4-2 W	21-15-2-2	46
41 Jan.9	vs MIN	3-0 W	22-15-2-2	48
42 Jan.11	at COL	7-3 W	23-15-2-2	50
43 Jan.13	vs EDM	3-1 W	24-15-2-2	52
44 Jan.15	at NSH	3-5 L	24-16-2-2	52
45 Jan.17	at DAL	2-4 L	24-17-2-2	52
46 Jan.19	vs ANA	3-2 W	25-17-2-2	54
47 Jan.20	at EDM	4-0 W	26-17-2-2	56
48 Jan.26	at MIN	1-2 L/SO	26-17-3-2	57
49 Jan.28	at CHI	3-4 OTL	26-17-3-3	58
50 Jan.30	vs LA	4-1 W	27-17-3-3	60
51 Feb.2	vs CLB	6-2 W	28-17-3-3	62
52 Feb.3	vs VAN	4-3 W	29-17-3-3	64
53 Feb.6	vs CHI	2-3 L/SO	29-17-4-3	65
54 Feb.8	at CLB	1-2 L	29-18-4-3	65
55 Feb.10	at BUF	2-3 L/SO	29-18-3-5	66
56 Feb.11	at DET	4-7 L	29-19-3-5	66
57 Feb.13	vs ATL	4-1 W	30-19-3-5	68
58 Feb.15	vs COL	5-7 L	30-20-3-5	68
59 Feb.17	vs COL	5-2 W	31-20-3-5	70
60 Feb.20	at COL	3-4 L	31-21-3-5	70
61 Feb.22	at PHX	2-3 OTL	31-21-4-5	71
62 Feb.24	vs SJ	7-4 W	32-21-4-5	73
63 Feb.26	vs PHX	5-2 W	33-21-4-5	75
64 Feb.28	vs MIN	2-1 W(SO)	34-21-4-5	77
65 Mar.3	at EDM	4-2 W	35-21-4-5	79
66 Mar.6	at STL	4-2 W	36-21-4-5	81
67 Mar.8	at NSH	3-6 L	36-22-4-5	81
68 Mar.10	vs TB	2-3 OTL	36-22-5-5	82
69 Mar.12	vs STL	5-4 W(SO)	37-22-5-5	84
70 Mar.14	at COL	2-3 L	37-23-5-5	84
71 Mar.15	at DAL	2-4 L	37-24-5-5	84
72 Mar.17	vs MIN	2-4 L	37-25-5-5	84
73 Mar.20	vs DET	2-1 W	38-25-5-5	86
74 Mar.22	vs NSH	3-2 W	39-25-5-5	88
75 Mar.25	at CHI	3-2 W	40-25-5-5	90
76 Mar.27	at MIN	1-0 W(SO)	41-25-5-5	92
77 Mar.29	at MIN	4-2 W	42-25-5-5	94
78 Mar.31	at VAN	3-2 W	43-25-5-5	96
79 Apr.3	vs COL	3-4 L	43-26-5-5	96
80 Apr.5	at SJ	3-4 L	43-27-5-5	96
81 Apr.7	vs EDM	2-3 L	43-28-5-5	96
82 Apr.8	at COL	3-6 L	43-29-5-5	96

	DATE	OPP.	RESULT	RECORD	PTS
1	10/05/05	at MIN	3-6 L	0-1-0-0	0
2	10/07/05	at CLB	3-1 W	1-1-0-0	2
3	10/09/05	at DET	3-6 L	1-2-0-0	2
4	10/10/05	at COL	3-7 L	1-3-0-0	2
5	10/13/05	vs DAL	2-3 L/OT	1-3-1-0	3
6	10/15/05	vs EDM	3-0 W	2-3-1-0	5
7	10/17/05	vs PHX	0-2 L	2-4-1-0	5
8	10/20/05	vs EDM	3-1 W	3-4-1-0	7
9	10/22/05	at DAL	1-2 L	3-5-1-0	7
10	10/23/05	at LA	3-2 W	4-5-1-0	9
11	10/26/05	at ANA	1-4 L	4-6-1-0	9
12	10/27/05	at PHX	2-3 L	4-7-1-0	9
13	10/29/05	at SJ	2-3 L/SO	4-7-1-1	10
14	11/01/05	vs MIN	3-0 W	5-7-1-1	12
15	11/03/05	vs CLB	2-1 W	6-7-1-1	14
16	11/05/05	vs VAN	1-0 W	7-7-1-1	16
17	11/07/05	vs VAN	4-3 W	8-7-1-1	18
18	11/10/05	at PHX	4-3 W	9-7-1-1	20
19	11/12/05	vs COL	3-5 W	10-7-1-1	22
20	11/14/05	vs MIN	3-2 W	11-7-1-1	24
21	11/16/05	vs DET	3-1 W	12-7-1-1	26
22	11/18/05	vs CHI	2-5 L	12-8-1-1	26
23	11/21/05	at COL	3-2 W/SO	13-8-1-1	28
24	11/23/05	vs SJ	3-2 W	14-8-1-1	30
25	11/25/05	vs EDM	1-2 L/SO	14-8-1-2	31
26	11/29/05	at NSH	0-2 L	14-9-1-2	31
27	12/01/05	at DET	3-2 W	15-9-1-2	33
28	12/03/05	at PIT	3-2 W	16-9-1-2	35
29	12/06/05	at PHI	0-1 L/SO	16-9-1-3	36
30	12/07/05	at NJ	4-1 W	17-9-1-3	38
31	12/10/05	vs OTT	2-1 W/OT	18-9-1-3	40
32	12/17/05	vs BOS	3-0 W	19-9-1-3	42
33	12/19/05	at EDM	4-5 L	19-10-1-3	42
34	12/21/05	vs LA	2-5 L	19-11-1-3	42
35	12/23/05	at VAN	6-5 W/SO	20-11-1-3	44
36	12/26/05	at VAN	2-1 W	21-11-1-3	46
37	12/27/05	vs NSH	3-4 L	21-12-1-3	46
38	12/29/05	vs MIN	4-2 W	22-12-1-3	48
39	12/31/05	vs EDM	6-5 W	23-12-1-3	50
40	01/02/06	vs CHI	3-2 W	24-12-1-3	52
41	01/06/06	vs TOR	1-0 W	25-12-1-3	54
42	01/07/06	at VAN	3-4 L/OT	25-12-2-3	55
43	01/10/06	at NYR	2-4 L	25-13-2-3	55
44	01/12/06	at NYI	2-3 L	25-14-2-3	55
45	01/14/06	at MIN	4-1 W	26-14-2-3	57
46	01/19/06	vs MTL	3-2 W	27-14-2-3	59
47	01/21/06	vs BUF	4-1 W	28-14-2-3	61
48	01/23/06	at EDM	3-1 W	29-14-2-3	63
49	01/24/06	at COL	4-7 L	29-15-2-3	63
50	01/26/06	at CHI	0-2 L	29-16-2-3	63
51	01/29/06	at CHI	5-3 W	30-16-2-3	65
52	01/30/06	at STL	2-3 L/SO	30-16-2-4	66
53	02/01/06	vs COL	1-2 L/SO	30-16-2-5	67
54	02/03/06	vs VAN	1-3 L	31-17-2-5	67
55	02/06/06	at SJ	4-3 W	31-17-2-5	69
56	02/08/06	vs ANA	3-1 W	32-17-2-5	71
57	02/09/06	vs STL	3-2 W/OT	33-17-2-5	73
58	02/28/06	vs VAN	1-2 L	33-18-2-5	73
59	03/02/06	vs STL	3-1 W	34-18-2-5	75
60	03/04/06	vs SJ	2-0 W	35-18-2-5	77
61	03/07/06	vs NSH	2-3 L	35-19-2-5	77
62	03/09/06	vs DAL	1-0 W	36-19-2-5	79
63	03/12/06	at COL	0-3 L	36-20-2-5	79
64	03/13/06	vs COL	4-3 W	37-20-2-5	81
65	03/16/06	at EDM	2-3 L/OT	37-20-3-5	82
66	03/18/06	at NSH	4-9 L	37-21-3-5	82
67	03/19/06	at MIN	3-2 W	38-21-3-5	84
68	03/21/06	at MIN	1-3 L	38-22-3-5	84
69	03/23/06	at STL	7-2 W	39-22-3-5	86
70	03/24/06	at CLB	2-3 L	39-23-3-5	86
71	03/26/06	at DAL	2-3 L	39-24-3-5	86
72	03/29/06	vs LA	2-1 W	40-24-3-5	88
73	03/31/06	vs COL	3-2 W	41-24-3-5	90
74	04/01/06	at EDM	4-1 W	42-24-3-5	92
75	04/03/06	vs DET	1-2 L/SO	42-24-3-6	93
76	04/05/06	vs PHX	5-2 W	43-24-3-6	95
77	04/07/06	vs MIN	2-1 W	44-24-3-6	97
78	04/08/06	at VAN	2-3 L/OT	44-24-3-6	98
79	04/11/06	vs ANA	3-0 W	45-24-4-6	100
80	04/13/06	vs COL	2-0 W	46-24-4-6	102
81	04/15/06	at LA	1-2 L/SO	46-24-4-7	103
82	04/17/06	at ANA	3-4 L	46-25-4-7	104

GAME-BY-GAME RESULTS

2003-04

DATE	OPP.	RESULT	RECORD	PTS
1 10/09/03	at VAN 1-4 L	0-1-0-0	0	
2 10/11/03	vs. SJ 3-2 W	1-1-0-0	2	
3 10/14/03	vs. EDM 1-0 W	2-1-0-0	4	
4 10/18/03	vs. BUF 0-2 L	2-2-0-0	4	
5 10/21/03	at MIN 3-2 W	3-2-0-0	6	
6 10/24/03	vs. STL 1-2 L	3-3-0-0	6	
7 10/25/03	at EDM 4-2 W	4-3-0-0	8	
8 10/28/03	at COL 2-4 L	4-4-0-0	8	
9 10/29/03	at DAL 3-4 L/OT	4-4-0-1	9	
10 11/01/03	vs. CLB 3-0 W	5-4-0-1	11	
11 11/04/03	vs. DET 0-3 L	5-5-0-1	11	
12 11/07/03	vs. MIN 0-3 L	5-6-0-1	11	
13 11/09/03	at CLB 3-4 L	5-7-0-1	11	
14 11/12/03	at CHI 6-2 W	6-7-0-1	13	
15 11/13/03	at NSH 1-4 L	6-8-0-1	13	
16 11/15/03	at EDM 1-2 L/OT	6-8-0-2	14	
17 11/18/03	vs. TOR 3-2 W/OT	7-8-0-2	16	
18 11/20/03	vs. MTL 2-1 W	8-8-0-2	18	
19 11/22/03	vs. CHI 2-1 W	8-9-0-2	20	
20 11/27/03	vs. COL 5-6 L/OT	8-9-0-3	21	
21 11/29/03	vs. VAN 4-4 T	9-9-1-3	22	
22 12/02/03	vs. SJ 3-1 W	10-8-1-3	24	
23 12/04/03	at VAN 4-1 W	11-8-1-3	26	
24 12/05/03	vs. MIN 2-1 W	12-8-1-3	28	
25 12/07/03	vs. PIT 6-1 W	13-8-1-3	30	
26 12/09/03	at MIN 1-2 L	13-9-1-3	30	
27 12/11/03	vs. CAR 1-0 W	14-9-1-3	32	
28 12/13/03	vs. COL 1-1 T	14-9-2-3	32	
29 12/16/03	at PHI 3-2 W/OT	15-9-2-3	35	
30 12/18/03	at BOS 5-0 W	16-9-2-3	37	
31 12/19/03	at CLB 2-1 W	17-9-2-3	39	
32 12/23/03	vs. EDM 2-1 W	18-9-2-3	41	
33 12/26/03	vs. VAN 0-2 L	18-10-2-3	41	
34 12/28/03	at EDM 2-1 W	19-10-2-3	43	
35 12/29/03	vs. MIN 2-2 T	19-10-3-3	44	
36 12/31/03	vs. COL 1-2 L	19-11-3-3	44	
37 01/03/04	vs. VAN 1-3 L	19-12-3-3	44	
38 01/05/04	at NYR 5-0 W	20-12-3-3	46	
39 01/06/04	at NYI 3-2 W	21-12-3-3	48	
40 01/08/04	at CHI 1-3 L	21-13-3-3	48	
41 01/10/04	vs. FLA 4-2 W	22-13-3-3	50	
42 01/13/04	at TOR 1-4 L	22-14-3-3	50	
43 01/14/04	at WSH 3-1 W	22-14-4-3	51	
44 01/17/04	vs. DAL 2-3 L	22-15-4-3	51	
45 01/19/04	at ANA 5-1 W	23-15-4-3	53	
46 01/20/04	at LA 1-4 L	23-16-4-3	53	
47 01/22/04	vs. NSH 4-0 W	24-16-4-3	55	
48 01/24/04	vs. TB 2-6 L	24-17-4-3	55	
49 01/27/04	at PHX 2-1 W	25-17-4-3	57	
50 01/28/04	at SJ 1-4 L	25-18-4-3	57	
51 01/30/04	vs. CHI 3-5 L	25-19-4-3	57	
52 02/01/04	vs. ANA 6-4 W	26-19-4-3	59	
53 02/03/04	vs. LA 4-4 T	26-19-5-3	60	
54 02/05/04	vs. STL 1-2 L	26-20-5-3	60	
55 02/10/04	vs. ATL 5-2 W	27-20-5-3	62	
56 02/11/04	at VAN 3-2 W	28-20-5-3	64	
57 02/13/04	vs. ANA 2-1 W	29-20-5-3	66	
58 02/15/04	at MIN 2-1 W	30-20-5-3	68	
59 02/19/04	at MTL 1-4 L	30-21-5-3	68	
60 02/21/04	at OTT 1-2 L	30-22-5-3	68	
61 02/22/04	at NJ 1-3 L	30-23-5-3	68	
62 02/24/04	at COL 2-0 W	31-23-5-3	70	
63 02/26/04	vs. DET 1-2 L	31-24-5-3	70	
64 02/29/04	vs. PHX 4-2 W	32-24-5-3	72	
65 03/02/04	at STL 4-2 W	33-25-5-3	74	
66 03/03/04	at DET 1-2 L	33-26-5-3	74	
67 03/05/04	at DAL 1-5 L	33-26-6-3	74	
68 03/07/04	at COL 7-1 W	34-26-5-3	76	
69 03/09/04	vs. EDM 1-1 T	34-26-6-3	77	
70 03/11/04	vs. OTT 4-2 W	35-26-6-3	79	
71 03/13/04	at NSH 4-4 T	35-26-7-3	80	
72 03/14/04	at STL 3-0 W	36-26-7-3	82	
73 03/16/04	at DET 4-1 W	37-26-7-3	84	
74 03/18/04	vs. CLB 2-0 W	38-27-7-3	86	
75 03/20/04	vs. NSH 1-3 L	38-27-8-3	86	
76 03/22/04	at DAL 0-4 L	38-28-7-3	86	
77 03/24/04	at PHX 4-0 W	39-28-7-3	88	
78 03/25/04	at SJ 2-3 L	39-29-7-3	88	
79 03/27/04	vs. LA 3-2 W/OT	40-29-7-3	90	
80 03/31/04	vs. PHX 1-0 W	41-29-7-3	92	
81 04/02/04	at LA 3-2 W	42-29-7-3	94	
82 04/04/04	at ANA 1-2 L	42-30-7-3	94	

2002-2003

DATE	OPP.	RESULT	RECORD	PTS
1 10/10/02	vs. VAN 0-3 L	0-1-0-0	0	
2 10/12/02	vs. PHI 4-5 L	0-2-0-0	0	
3 10/14/02	at VAN 3-2 W	1-2-0-0	2	
4 10/17/02	vs. BOS 3-3 T	1-2-1-0	3	
5 10/19/02	at CHI 5-2 W	2-2-1-0	5	
6 10/21/02	at DET 0-4 L	2-3-1-0	5	
7 10/22/02	at MIN 3-4 L/OT	2-3-1-1	6	
8 10/24/02	vs. DAL 3-3 T	2-3-2-1	7	
9 10/26/02	vs. STL 3-4 L/OT	2-3-2-2	8	
10 10/31/02	vs. BUF 3-0 W	3-3-2-2	10	
11 11/02/02	vs. COL 4-4 T	3-3-3-2	11	
12 11/04/02	at NYI 4-2 W	4-3-3-2	13	
13 11/05/02	at NJ 3-2 W	5-3-3-2	15	
14 11/07/02	at NYR 0-1 L/OT	5-3-3-3	16	
15 11/08/02	at FLA 0-3 L	5-4-3-3	16	
16 11/11/02	at ATL 1-2 L	5-5-3-3	16	
17 11/14/02	vs. NYR 1-2 L	5-6-3-3	16	
18 11/16/02	vs. STL 0-1 L	5-7-3-3	16	
19 11/19/02	vs. DET 0-6 L	5-8-3-3	16	
20 11/21/02	vs. EDM 1-3 L	5-9-3-3	16	
21 11/23/02	vs. CHI 3-1 W	6-9-3-3	18	
22 11/26/02	at BOS 2-7 L	6-10-3-3	18	
23 11/27/02	at WSH 2-4 L	6-11-3-3	18	
24 11/29/02	at STL 2-7 L	6-12-3-3	18	
25 12/01/02	at DET 2-4 L	6-13-3-3	18	
26 12/03/02	at COL 2-1 W	7-13-3-3	20	
27 12/05/02	vs. MIN 1-1 T	7-13-4-3	21	
28 12/09/02	at VAN 2-1 W	8-13-4-3	23	
29 12/12/02	vs. CAR 3-4 L	8-14-4-3	23	
30 12/14/02	vs. COL 1-3 L	8-15-4-3	23	
31 12/15/02	at VAN 3-3 T	8-15-5-3	24	
32 12/17/02	at NSH 3-0 W	9-15-5-3	26	
33 12/19/02	at CLB 0-3 L	9-16-5-3	26	
34 12/21/02	at PIT 0-2 L	9-17-5-3	26	
35 12/23/02	at MIN 3-2 W	10-17-5-3	28	
36 12/27/02	vs. TOR 3-4 L	10-18-5-3	28	
37 12/29/02	vs. ANA 4-2 W	11-18-5-3	30	
38 12/31/02	vs. MTL 1-1 T	11-18-6-3	31	
39 01/02/03	vs. TB 4-1 W	12-18-6-3	33	
40 01/04/03	vs. MIN 3-2 W	13-18-6-3	35	
41 01/07/03	at COL 4-2 W	14-18-6-3	37	
42 01/09/03	vs. OTT 0-1 L	14-19-6-3	37	
43 01/11/03	vs. CLB 2-7 L	14-20-6-3	37	
44 01/13/03	at MTL 2-4 L	14-21-6-3	37	
45 01/14/03	at TOR 2-3 L	14-22-6-3	37	
46 01/16/03	vs. NSH 2-2 T	15-22-6-3	38	
47 01/18/03	vs. LA 2-1 W/OT	15-22-7-3	40	
48 01/20/03	vs. EDM 4-3 W	16-22-7-3	42	
49 01/23/03	vs. PHX 1-7 L	16-23-7-3	42	
50 01/25/03	vs. DET 4-1 W	17-23-7-3	44	
51 01/28/03	at PHX 3-4 L	17-24-7-3	44	
52 01/29/03	at DAL 1-4 L	17-25-7-3	44	
53 02/04/03	vs. ANA 2-3 L	17-26-7-3	44	
54 02/06/03	vs. CHI 2-2 T	17-26-8-3	45	
55 02/07/03	at EDM 4-3 W	18-26-8-3	47	
56 02/09/03	at COL 2-4 L	18-27-8-3	47	
57 02/12/03	at ANA 3-4 L/OT	18-27-8-4	48	
58 02/13/03	at LA 2-4 L	18-28-8-4	48	
59 02/15/03	vs. VAN 2-2 T	18-28-9-4	49	
60 02/17/03	at STL 3-5 L	18-29-9-4	49	
61 02/19/03	at DAL 1-1 T	18-29-10-4	50	
62 02/20/03	at NSH 1-4 L	18-30-10-4	50	
63 02/23/03	at PHX 4-2 W	19-30-10-4	52	
64 02/24/03	at SJ 2-5 L	19-31-10-4	52	
65 03/01/03	vs. SJ 4-3 W	20-31-10-4	54	
66 03/05/03	vs. NJ 5-4 W/OT	21-31-10-4	56	
67 03/07/03	at CHI 2-0 W	22-31-10-4	58	
68 03/08/03	at CLB 3-2 W/OT	23-31-10-4	60	
69 03/11/03	vs. EDM 2-5 L	23-32-10-4	60	
70 03/13/03	vs. TOR 4-3 W/OT	24-32-10-4	62	
71 03/15/03	at SJ 2-3 L	24-33-10-4	62	
72 03/16/03	at ANA 2-2 T	24-33-11-4	63	
73 03/18/03	at LA 4-1 W	25-33-11-4	65	
74 03/20/03	vs. WSH 1-4 L	25-34-11-4	65	
75 03/23/03	vs. NSH 1-1 T	25-34-12-4	66	
76 03/24/03	vs. PHX 2-0 W	26-34-12-4	68	
77 03/27/03	vs. DAL 2-1 W/OT	27-34-12-4	70	
78 03/29/03	vs. CLB 4-6 L	27-35-12-4	70	
79 03/31/03	at MIN 0-3 L	27-36-12-4	70	
80 04/02/03	vs. SJ 2-2 T	27-36-13-4	71	
81 04/04/03	vs. LA 2-1 W/OT	28-36-13-4	73	
82 04/05/03	at EDM 4-1 W	29-36-13-4	75	

2001-02

	DATE	OPP.	RESULT	RECORD	PTS
1	10/03/01	vs. EDM 1-0 W	1-0-0-0	2	
2	10/06/01	vs. CHI 4-0 W	2-0-0-0	4	
3	10/08/01	vs. PHX 1-2 L/OT	2-0-0-1	5	
4	10/10/01	at DET 4-2 W	3-0-0-1	7	
5	10/11/01	at NSH 0-1 L	3-1-0-1	7	
6	10/13/01	at DAL 4-3 W/OT	4-1-0-1	9	
7	10/18/01	vs. FLA 3-1 W	5-1-0-1	11	
8	10/20/01	vs. TOR 4-1 W	6-1-0-1	13	
9	10/22/01	at STL 3-2 W	7-1-0-1	15	
10	10/23/01	at CHI 3-6 L	7-2-0-1	15	
11	10/25/01	vs. NSH 4-5 L/OT	7-2-0-2	16	
12	10/27/01	vs. MIN 4-2 W	8-2-0-2	18	
13	11/01/01	vs. CLB 2-1 W	9-2-0-2	20	
14	11/03/01	vs. MTL 6-2 W	10-2-0-2	22	
15	11/07/01	at ANA 3-3 T	10-2-1-2	23	
16	11/08/01	at LA 3-2 W	11-2-1-2	25	
17	11/10/01	vs. COL 2-0 W	12-2-1-2	27	
18	11/15/01	vs. CHI 2-2 T	12-2-2-2	28	
19	11/17/01	vs. STL 2-0 W	13-2-2-2	30	
20	11/20/01	vs. LA 5-5 T	13-2-3-2	31	
21	11/22/01	at OTT 4-4 T	13-2-4-2	32	
22	11/23/01	at BUF 2-5 L	13-3-4-2	32	
23	11/25/01	at CLB 3-4 L	13-4-4-2	32	
24	11/27/01	at DET 2-4 L	13-5-4-2	32	
25	11/29/01	vs. DAL 0-3 L	13-6-4-2	32	
26	12/01/01	vs. COL 2-2 T	13-6-5-2	33	
27	12/03/01	at LA 2-0 W	14-6-5-2	35	
28	12/04/01	at SJ 2-2 T	14-6-6-2	36	
29	12/06/01	vs. SJ 1-3 L	14-7-6-2	36	
30	12/08/01	vs. ANA 0-4 L	14-8-6-2	36	
31	12/10/01	vs. DET 2-0 W	15-8-6-2	38	
32	12/12/01	vs. TB 1-3 L	15-9-6-2	38	
33	12/14/01	at DAL 4-3 W	16-9-6-2	40	
34	12/15/01	at STL 0-4 L	16-10-6-2	40	
35	12/19/01	at PHX 3-6 L	16-11-6-2	41	
36	12/21/01	at COL 2-2 T	16-11-7-2	41	
37	12/26/01	at EDM 2-3 L	16-12-7-2	41	
38	12/27/01	at VAN 2-4 L	16-13-7-2	41	
39	12/29/01	vs. MIN 4-3 W	17-13-7-2	43	
40	12/31/01	vs. EDM 2-2 T	17-13-8-2	44	
41	01/03/02	vs. BUF 3-1 W	18-13-8-2	46	
42	01/05/02	vs. MTL 2-4 L	18-14-8-2	46	
43	01/08/02	at NYI 5-2 W	19-14-8-2	48	
44	01/09/02	at NJ 1-5 L	19-15-8-2	48	
45	01/11/02	at ATL 0-1 L	19-16-8-2	48	
46	01/15/02	vs. NYI 1-3 L	19-17-8-2	48	
47	01/17/02	vs. PIT 4-6 L	19-18-8-2	48	
48	01/19/02	vs. ANA 2-1 W	20-18-8-2	50	
49	01/22/02	vs. TOR 1-6 L	20-19-8-2	50	
50	01/24/02	vs. COL 0-2 L	20-20-8-2	50	
51	01/26/02	vs. VAN 0-2 L	20-21-8-2	50	
52	01/28/02	at MIN 3-2 W/OT	21-21-8-2	52	
53	01/30/02	at DET 4-3 W	22-21-8-2	54	
54	02/06/02	at SJ 0-2 L	22-22-8-2	54	
55	02/08/02	vs. VAN 1-4 L	22-23-8-2	54	
56	02/09/02	at VAN 4-3 W	23-23-8-2	56	
57	02/12/02	at PHX 3-4 L/OT	23-23-8-3	57	
58	02/13/02	at ANA 2-3 L	23-24-8-3	57	
59	02/26/02	at COL 2-2 T	23-24-9-3	58	
60	02/28/02	vs. STL 3-2 W	24-24-9-3	60	
61	03/03/02	vs. NSH 5-2 W	25-24-9-3	62	
62	03/04/02	at NYR 5-3 W	26-24-9-3	64	
63	03/06/02	at WSH 2-3 L	26-25-9-3	64	
64	03/07/02	at PHI 4-2 W	27-25-9-3	66	
65	03/09/02	at BOS 2-3 L	27-26-9-3	66	
66	03/11/02	at CAR 3-3 T	27-26-10-367		
67	03/13/02	at FLA 3-3 T	27-26-11-368		
68	03/14/02	at TB 2-3 L	27-27-11-368		
69	03/16/02	at CLB 1-3 L	27-28-11-368		
70	03/18/02	at MIN 2-4 L	27-29-11-368		
71	03/21/02	vs. SJ 1-4 L	27-30-11-368		
72	03/23/02	at EDM 1-3 L	27-31-11-368		
73	03/25/02	at CLB 6-1 W	28-31-11-370		
74	03/28/02	vs. DAL 2-2 T	28-31-12-371		
75	03/30/02	at LA 5-3 W	29-31-12-373		
76	04/02/02	vs. ATL 4-2 W	30-31-12-375		
77	04/04/02	vs. MIN 4-3 W	31-31-12-377		
78	04/06/02	at NSH 1-3 L	31-32-12-377		
79	04/07/02	at CHI 2-3 L	31-33-12-377		
80	04/09/02	vs. PHX 2-4 L	31-34-12-377		
81	04/12/02	at EDM 2-0 W	32-34-12-379		
82	04/13/02	vs. VAN 1-4 L	32-35-12-379		

GAME-BY-GAME RESULTS

2000-01

DATE	OPP.	RESULT	RECORD	PTS
1 10/05/00	vs. DET 3-4 L	0-1-0-0	0	
2 10/10/00	vs. COL 1-3 L	0-2-0-0	0	
3 10/12/00	vs. CLB 2-3 L	0-3-0-0	0	
4 10/14/00	at NYI 2-0 W	1-3-0-0	2	
5 10/15/00	at DET 4-2 W	2-3-0-0	4	
6 10/18/00	at VAN 1-4 L	2-4-0-0	4	
7 10/20/00	vs. BOS 3-2 W	3-4-0-0	6	
8 10/21/00	vs. TOR 1-2 L	3-5-0-0	6	
9 10/24/00	vs. PHX 2-2 T	3-6-1-0	7	
10 10/26/00	at STL 3-4 L	3-6-1-0	7	
11 10/27/00	at MIN 1-3 L	3-7-1-0	7	
12 10/29/00	vs. ANA 3-6 L	3-8-1-0	7	
13 11/01/00	at EDM 2-3 L	3-9-1-0	7	
14 11/04/00	vs. PIT 1-1 T	3-9-2-0	8	
15 11/05/00	vs. MIN 2-3 L	3-9-2-1	9	
16 11/08/00	at MIN 1-0 W	4-9-2-1	11	
17 11/10/00	at FLA 3-3 T	4-9-3-1	12	
18 11/11/00	at TB 4-3 W	5-9-3-1	14	
19 11/13/00	at BUF 2-3 L	5-9-3-2	15	
20 11/16/00	vs. CHI 2-5 L	5-10-3-2	15	
21 11/18/00	vs. NYR 4-5 L	5-10-3-3	16	
22 11/19/00	at EDM 0-2 L	5-11-3-3	16	
23 11/22/00	at MIN 1-1 T	5-11-4-3	17	
24 11/24/00	vs. ANA 2-2 T	5-11-5-3	18	
25 11/25/00	at COL 2-3 L	5-11-5-4	19	
26 11/28/00	at NSH 1-6 L	5-12-5-4	19	
27 11/29/00	at DAL 4-3 W	6-12-5-4	21	
28 12/02/00	vs. MTL 1-1 T	6-12-6-4	22	
29 12/04/00	vs. SJ 0-8 L	6-13-6-4	22	
30 12/07/00	vs. NSH 3-0 W	7-13-6-4	24	
31 12/09/00	at CAR 7-2 W	8-13-6-4	26	
32 12/13/00	at MTL 3-1 W	9-13-6-4	28	
33 12/14/00	at OTT 2-4 L	9-14-6-4	28	
34 12/16/00	at TOR 6-5 W	10-14-6-4	30	
35 12/19/00	at COL 3-0 W	11-14-6-4	32	
36 12/20/00	at PHX 2-4 L	11-15-6-4	32	
37 12/22/00	vs. EDM 1-1 T	11-15-7-4	33	
38 12/29/00	vs. VAN 5-0 W	12-15-7-4	35	
39 12/31/00	vs. MTL 5-4 W	13-15-7-4	37	
40 01/03/01	at SJ 1-0 W	14-15-7-4	39	
41 01/05/01	at ANA 4-4 T	14-15-8-4	40	
42 01/06/01	at LA 0-5 L	14-16-8-4	40	
43 01/11/01	vs. NSH 2-1 W	15-16-8-4	42	
44 01/13/01	vs. OTT 2-5 L	15-17-8-4	42	
45 01/14/01	at VAN 1-5 L	15-18-8-4	42	
46 01/17/01	at SJ 4-4 T	15-18-9-4	43	
47 01/21/01	vs. DET 4-2 W	16-18-9-4	45	
48 01/23/01	vs. PHX 2-4 L	16-19-9-4	45	
49 01/25/01	at LA 3-0 W	17-19-9-4	47	
50 01/27/01	vs. VAN 3-5 L	17-20-9-4	47	
51 01/30/01	vs. EDM 3-5 L	17-21-9-4	47	
52 02/01/01	vs. CHI 5-3 W	18-21-9-4	49	
53 02/06/01	vs. SJ 1-1 T	18-21-10-4	50	
54 02/09/01	at COL 5-3 W	19-21-10-4	52	
55 02/10/01	at VAN 4-1 W	20-21-10-4	54	
56 02/13/01	vs. WSH 4-4 T	20-21-11-4	55	
57 02/15/01	at STL 1-4 L	20-22-11-4	55	
58 02/18/01	at PHX 4-1 W	21-22-11-4	57	
59 02/19/01	at ANA 2-6 L	21-23-11-4	57	
60 02/22/01	at LA 0-2 L	21-24-11-4	57	
61 02/24/01	vs. EDM 1-3 L	21-25-11-4	57	
62 02/26/01	vs. DAL 3-2 W	22-25-11-4	59	
63 03/01/01	vs. MIN 1-1 T	22-25-12-4	60	
64 03/03/01	vs. STL 3-6 W	23-25-12-4	62	
65 03/06/01	vs. TOR 1-3 L	23-26-12-4	62	
66 03/08/01	at PHI 2-5 L	23-27-12-4	62	
67 03/10/01	at PIT 3-6 L	23-28-12-4	62	
68 03/11/01	at ATL 3-3 T	23-28-13-4	63	
69 03/14/01	at CLB 0-3 L	23-29-13-4	63	
70 03/15/01	at DET 2-5 L	23-30-13-4	63	
71 03/17/01	vs. STL 2-2 T	23-30-14-4	64	
72 03/19/01	vs. NJ 2-4 L	23-31-14-4	64	
73 03/22/01	vs. PHI 3-1 W	24-31-14-4	66	
74 03/24/01	at CLB 4-6 L	24-32-14-4	66	
75 03/25/01	at CHI 3-1 W	25-32-14-4	68	
76 03/27/01	vs. CLB 3-0 W	26-32-14-4	70	
77 03/29/01	vs. COL 0-1 L	26-33-14-4	70	
78 03/31/01	vs. DAL 0-2 L	26-34-14-4	70	
79 04/02/01	at DAL 4-4 T	26-34-15-4	71	
80 04/04/01	at CHI 5-2 W	27-34-15-4	73	
81 04/05/01	at NSH 0-4 L	27-35-15-4	73	
82 04/07/01	vs. LA 2-3 L	27-36-15-4	73	

1999-2000

DATE	OPP.	RESULT	RECORD	PTS
1 10/02/99	at SJ 3-5 L	0-1-0-0	0	
2 10/06/99	vs. STL 1-4 L	0-2-0-0	0	
3 10/08/99	vs. MTL 1-4 L	0-3-0-0	0	
4 10/11/99	vs. CAR 3-3 T	0-3-1-0	1	
5 10/13/99	at VAN 4-3 W	1-3-1-0	3	
6 10/15/99	vs. LA 1-4 L	1-4-1-0	3	
7 10/16/99	vs. VAN 4-4 T	1-4-2-0	4	
8 10/19/99	at STL 1-7 L	1-5-2-0	4	
9 10/22/99	at FLA 3-2 W	2-5-2-0	6	
10 10/23/99	at TB 1-2 L	2-6-2-0	6	
11 10/26/99	at ATL 1-2 L	2-7-2-0	6	
12 10/28/99	at OTT 4-3 W	3-7-2-0	8	
13 10/30/99	at TOR 1-2 L	3-8-2-0	8	
14 11/03/99	vs. NSH 5-4 W	4-8-2-0	10	
15 11/06/99	vs. FLA 3-6 L	4-9-2-0	10	
16 11/10/99	vs. SJ 4-3 W	5-9-2-0	12	
17 11/13/99	vs. COL 2-5 L	5-10-2-0	12	
18 11/16/99	at PHX 1-2 L	5-11-2-0	12	
19 11/17/99	at ANA 1-2 L	5-12-2-0	12	
20 11/19/99	vs. DET 3-1 W	6-12-2-0	14	
21 11/23/99	vs. NYI 3-2 W	7-12-2-0	16	
22 11/25/99	vs. CHI 2-1 W	8-12-2-0	18	
23 11/27/99	at COL 1-7 L	8-13-2-0	18	
24 11/30/99	at CAR 3-4 L	8-14-2-0	18	
25 12/02/99	at NYI 5-0 W	9-14-2-0	20	
26 12/04/99	at NJ 4-2 W	10-14-2-0	22	
27 12/06/99	at NYR 2-3 L	10-14-2-1	23	
28 12/07/99	at MTL 3-3 T	10-14-3-1	24	
29 12/10/99	vs. VAN 3-2 W	11-14-3-1	26	
30 12/12/99	at CHI 2-1 W	12-14-3-1	28	
31 12/14/99	at STL 1-1 T	12-14-4-1	29	
32 12/15/99	at DAL 1-5 L	12-15-4-1	29	
33 12/18/99	vs. OTT 2-1 W	13-15-4-1	31	
34 12/21/99	vs. DAL 0-0 T	13-15-5-1	32	
35 12/23/99	vs. EDM 2-1 W	14-15-5-1	34	
36 12/26/99	at VAN 2-0 W	15-15-5-1	36	
37 12/27/99	vs. PHI 1-5 L	15-16-5-1	36	
38 12/29/99	vs. ANA 3-1 W	16-16-5-1	38	
39 01/02/00	vs. VAN 4-2 W	17-16-5-1	40	
40 01/05/00	at COL 0-4 L	17-17-5-1	40	
41 01/06/00	at CHI 2-5 L	17-18-5-1	40	
42 01/08/00	vs. TB 3-2 W	18-18-5-1	42	
43 01/12/00	vs. DAL 1-1 W	19-18-5-1	44	
44 01/15/00	vs. TOR 4-0 W	20-18-5-1	46	
45 01/18/00	vs. DET 6-1 W	21-18-5-1	48	
46 01/19/00	at EDM 0-7 L	21-19-5-1	48	
47 01/21/00	vs. NSH 5-4 W	22-19-5-1	50	
48 01/24/00	at BOS 4-3 W	23-19-5-1	52	
49 01/26/00	at WSH 1-2 L	23-20-5-1	52	
50 01/28/00	at DET 1-4 L	23-21-5-1	52	
51 01/29/00	at NSH 1-3 L	23-22-5-1	52	
52 02/01/00	vs. STL 4-5 L	23-22-6-1	53	
53 02/03/00	vs. CHI 5-5 T	23-22-6-2	54	
54 02/09/00	at VAN 3-4 L	23-22-6-3	55	
55 02/10/00	at COL 2-3 L	23-23-6-3	55	
56 02/12/00	at PHX 3-4 L	23-24-6-3	55	
57 02/14/00	at LA 3-4 L	23-24-6-4	56	
58 02/16/00	at ANA 5-6 L	23-24-6-5	57	
59 02/18/00	vs. EDM 4-2 W	24-24-6-5	59	
60 02/19/00	at EDM 3-2 W	25-24-6-5	61	
61 02/23/00	vs. LA 2-7 L	25-25-6-5	61	
62 02/25/00	vs. PHX 3-3 T	25-25-7-5	62	
63 02/26/00	vs. ATL 5-2 W	26-25-7-5	64	
64 03/01/00	vs. PIT 6-2 W	27-25-7-5	66	
65 03/03/00	vs. ANA 4-1 W	28-25-7-5	68	
66 03/05/00	vs. NJ 2-2 T	28-25-8-5	69	
67 03/07/00	vs. COL 3-8 L	28-26-8-5	69	
68 03/09/00	vs. TOR 2-6 L	28-27-8-5	69	
69 03/11/00	at LA 1-3 L	28-28-8-5	69	
70 03/13/00	at SJ 3-5 L	28-29-8-5	69	
71 03/15/00	vs. OTT 1-3 L	28-30-8-5	69	
72 03/18/00	vs. BUF 1-5 L	28-31-8-5	69	
73 03/19/00	at EDM 3-2 W	29-31-8-5	71	
74 03/22/00	at DET 2-2 T	29-31-9-5	72	
75 03/23/00	at BUF 2-4 L	29-32-9-5	72	
76 03/25/00	at NSH 2-1 W	30-32-9-5	74	
77 03/31/00	vs. PHX 1-3 L	30-33-9-5	74	
78 04/01/00	vs. SJ 3-0 W	31-33-9-5	76	
79 04/03/00	at DAL 2-2 T	31-33-10-5	77	
80 04/05/00	at STL 5-6 L	31-34-10-5	77	
81 04/07/00	vs. COL 1-3 L	31-35-10-5	77	
82 04/08/00	vs. EDM 3-6 L	31-36-10-5	77	

1998-99

	DATE	OPP.	RESULT	RECORD	PTS
1	10/09/98	vs. SJ	3-3 T	0-0-1	1
2	10/10/98	at SJ	5-3 W	1-0-1	3
3	10/16/98	vs. TOR	3-7 L	1-1-1	3
4	10/18/98	at DET	0-2 L	1-2-1	3
5	10/20/98	at DAL	1-3 L	1-3-1	3
6	10/23/98	at NSH	4-3 W	2-3-1	5
7	10/24/98	at STL	3-4 L	2-4-1	5
8	10/28/98	vs. PIT	2-5 L	2-5-1	5
9	10/30/98	vs. WSH	0-0 T	2-5-2	6
10	11/01/98	at CHI	4-1 W	3-5-2	8
11	11/03/98	at DET	5-2 W	4-5-2	10
12	11/06/98	vs. NSH	1-2 L	4-6-2	10
13	11/08/98	vs. COL	3-1 W	5-6-2	12
14	11/10/98	vs. LA	5-4 W	6-6-2	14
15	11/12/98	vs. VAN	3-4 L	6-7-2	14
16	11/14/98	vs. ANA	0-1 L	6-8-2	14
17	11/16/98	vs. DET	5-3 W	7-8-2	16
18	11/19/98	at MTL	3-4 L	7-9-2	16
19	11/21/98	at OTT	1-4 L	7-10-2	16
20	11/23/98	at TOR	2-3 L	7-11-2	16
21	11/25/98	at NSH	3-4 L	7-12-2	16
22	11/27/98	vs. EDM	2-3 L	7-13-2	16
23	11/28/98	vs. CHI	5-4 W	8-13-2	18
24	12/03/98	vs. TB	4-1 W	9-13-2	20
25	12/05/98	vs. PHX	2-3 L	9-14-2	20
26	12/07/98	vs. DAL	2-3 L	9-15-2	20
27	12/11/98	at TB	2-1 W	10-15-2	22
28	12/12/98	at FLA	4-2 W	11-15-2	24
29	12/14/98	at NYR	2-5 L	11-16-2	24
30	12/17/98	at PHI	3-3 T	11-16-3	25
31	12/18/98	at NJ	5-2 W	12-16-3	27
32	12/22/98	vs. VAN	3-5 L	12-17-3	27
33	12/23/98	at VAN	2-5 L	12-18-3	27
34	12/27/98	vs. COL	1-2 L	12-19-3	27
35	12/29/98	vs. PHI	3-4 L	12-20-3	27
36	12/31/98	vs. MTL	1-2 L	12-21-3	27
37	01/02/99	at BUF	1-7 L	12-22-3	27
38	01/04/99	at BOS	1-5 L	12-23-3	27
39	01/05/99	at PIT	1-5 L	12-24-3	27
40	01/08/99	vs. DAL	1-0 W	13-24-3	29
41	01/10/99	vs. FLA	1-2 L	13-25-3	29
42	01/13/99	at ANA	2-1 W	14-25-3	31
43	01/14/99	at LA	0-3 L	14-26-3	31
44	01/16/99	at SJ	3-3 T	14-26-4	32
45	01/19/99	vs. DET	3-1 W	15-26-4	34
46	01/21/99	at COL	2-4 L	15-27-4	34
47	01/28/99	vs. CHI	6-6 T	15-27-5	35
48	01/30/99	vs. STL	4-3 W	16-27-5	37
49	02/01/99	at DAL	2-2 T	16-27-6	38
50	02/02/99	at NSH	2-2 T	16-27-7	39
51	02/04/99	vs. PHX	2-2 T	16-27-8	40
52	02/06/99	vs. OTT	1-2 L	16-28-8	40
53	02/08/99	vs. EDM	2-1 W	17-28-8	42
54	02/09/99	at COL	2-1 W	18-28-8	44
55	02/12/99	vs. BOS	4-3 W	19-28-8	46
56	02/19/99	vs. ANA	6-3 W	20-28-8	48
57	02/20/99	vs. LA	2-2 T	20-28-9	49
58	02/22/99	vs. NYR	6-2 W	21-28-9	51
59	02/24/99	vs. BUF	2-2 T	21-28-10	52
60	02/26/99	vs. STL	2-4 L	21-29-10	52
61	03/01/99	vs. SJ	1-2 L	21-30-10	52
62	03/05/99	at VAN	5-1 W	22-30-10	54
63	03/06/99	at LA	4-1 W	23-30-10	56
64	03/09/99	at STL	7-4 W	24-30-10	58
65	03/12/99	at CAR	1-2 L	24-31-10	58
66	03/13/99	at WSH	5-4 W	25-31-10	60
67	03/16/99	at NSH	4-2 W	26-31-10	62
68	03/17/99	at CHI	1-3 L	26-32-10	62
69	03/21/99	vs. NYI	2-1 W	27-32-10	64
70	03/22/99	at EDM	2-2 T	27-32-11	65
71	03/25/99	vs. MTL	2-1 W	28-32-11	67
72	03/27/99	at PHX	1-2 L	28-33-11	67
73	03/28/99	at ANA	1-5 L	28-34-11	67
74	03/30/99	at COL	3-3 T	28-34-12	68
75	04/01/99	vs. PHX	1-4 L	28-35-12	68
76	04/03/99	vs. TOR	1-5 L	28-36-12	68
77	04/07/99	at EDM	2-4 L	28-37-12	68
78	04/09/99	vs. EDM	1-4 L	28-38-12	68
79	04/12/99	vs. VAN	0-2 L	28-39-12	68
80	04/12/99	at VAN	5-4 W	29-39-12	70
81	04/15/99	vs. COL	5-1 W	30-39-12	72
82	04/17/99	at EDM	2-3 L	30-40-12	72

GAME-BY-GAME RESULTS

1997-98

DATE	OPP.	RESULT	RECORD	PTS
1 10/01/97	vs. DET	1-3 L	0-1-0	0
2 10/03/97	vs. COL	1-4 L	0-2-0	0
3 10/07/97	vs. TOR	1-2 L	0-3-0	0
4 10/09/97	vs. NYR	1-1 T	0-3-1	1
5 10/12/97	at DET	4-4 T	0-3-2	2
6 10/14/97	at DAL	4-5 L/OT	0-4-2	2
7 10/17/97	vs. COL	6-5 W/OT	1-4-2	4
8 10/18/97	vs. BOS	0-3 L	1-5-2	4
9 10/22/97	at BUF	1-4 L	1-6-2	4
10 10/23/97	at PHI	3-4 L	1-7-2	4
11 10/25/97	at TOR	3-4 L	1-8-2	4
12 10/28/97	vs. PIT	6-3 W	2-8-2	6
13 10/30/97	vs. PHX	4-2 W	3-8-2	8
14 11/01/97	at COL	3-3 T	3-8-3	9
15 11/02/97	at PHX	1-3 L	3-9-3	9
16 11/05/97	vs. TOR	3-4 L	3-10-3	9
17 11/07/97	vs. ANA	3-4 L/OT	3-11-3	9
18 11/09/97	at DET	3-6 L	3-12-3	9
19 11/10/97	at CHI	1-1 T	3-12-4	10
20 11/13/97	vs. CAR	2-4 L	3-13-4	10
21 11/15/97	at EDM	2-2 T	3-13-5	11
22 11/18/97	at NJ	1-2 L	3-14-5	11
23 11/20/97	at FLA	2-1 W	4-14-5	13
24 11/22/97	at TB	3-4 L	4-15-5	13
25 11/23/97	at CAR	3-3 T	4-15-6	14
26 11/27/97	vs. CHI	2-2 T	4-15-7	15
27 11/29/97	vs. ANA	3-2 W/OT	5-15-7	17
28 12/01/97	vs. SJ	3-2 W/OT	6-15-7	19
29 12/03/97	vs. DET	3-4 L	6-16-7	19
30 12/05/97	at DAL	1-4 L	6-17-7	19
31 12/06/97	at STL	3-4 L/OT	6-18-7	19
32 12/09/97	at NYI	3-1 W	7-18-7	21
33 12/10/97	at NYR	4-1 W	8-18-7	23
34 12/12/97	vs. COL	3-1 W	9-18-7	25
35 12/16/97	vs. CHI	4-3 W/OT	10-18-7	27
36 12/18/97	at DAL	1-2 L	10-19-7	27
37 12/20/97	at LA	1-4L	10-20-7	27
38 12/22/97	at ANA	1-5 L	10-21-7	27
39 12/23/97	at PHX	2-2 T	10-21-8	28
40 12/27/97	vs. PHI	5-2 W	11-21-8	30
41 12/29/97	vs. PHX	3-5 L	11-22-8	30
42 12/31/97	vs. MTL	2-3 L	11-23-8	30
43 01/03/98	at STL	3-4 L	11-24-8	30
44 01/05/98	at CHI	1-1 T	11-24-9	31
45 01/06/98	at COL	3-1 W	12-24-9	33
46 01/09/98	vs. FLA	3-3 T	12-24-10	34
47 01/10/98	vs. STL	1-5 L	12-25-10	34
48 01/14/98	at EDM	2-5 L	12-26-10	34
49 01/20/98	at LA	3-4 L	12-27-10	34
50 01/21/98	at SJ	1-7 L	12-28-10	34
51 01/24/98	vs. VAN	5-2 W	12-28-10	36
52 01/28/98	at ANA	5-2 W	14-28-10	38
53 01/29/98	at LA	3-5 L	14-29-10	38
54 01/31/98	vs. NJ	2-2 T	14-29-11	39
55 02/03/98	vs. LA	6-2 L	14-30-11	39
56 02/05/98	vs. SJ	4-2 W	15-30-11	41
57 02/07/98	vs. EDM	4-2 W	16-30-11	43
58 02/27/98	vs. VAN	4-4 T	16-30-12	44
59 03/01/98	vs. OTT	2-1 W	17-30-12	46
60 03/03/98	vs. TB	2-1 W	18-30-12	48
61 03/05/98	at VAN	6-2 W	19-30-12	50
62 03/07/98	at OTT	1-2 L	19-31-12	50
63 03/09/98	at WSH	2-2 L	19-32-10	50
64 03/11/98	at PIT	1-4 L	19-33-10	50
65 03/12/98	at BOS	5-2 W	20-33-12	52
66 03/14/98	at TOR	1-2 L	20-34-12	52
67 03/16/98	at MTL	3-3 T	20-34-13	53
68 03/20/98	vs. NYI	4-1 W	21-34-13	55
69 03/22/98	vs. STL	5-3 W	22-34-13	57
70 03/24/98	vs. BUF	0-2 L	22-35-13	57
71 03/26/98	vs. WSH	3-2 W	23-35-13	59
72 03/28/98	vs. LA	5-2 W	24-35-13	61
73 03/30/98	at EDM	1-3 L	24-36-13	61
74 04/01/98	vs. DAL	3-1 W	25-36-13	63
75 04/05/98	at ANA	3-3 T	25-36-14	64
76 04/07/98	at SJ	0-6 L	25-37-14	64
77 04/09/98	vs. VAN	3-6 L	25-38-14	64
78 04/11/98	vs. EDM	4-5 L	25-39-14	64
79 04/13/98	at LA	2-4 L	25-40-14	64
80 04/15/98	vs. SJ	3-3 T	25-40-15	65
81 04/17/98	at VAN	4-2 W	26-40-15	67
82 04/18/98	at SJ	1-4 L	26-41-15	67

1996-97

DATE	OPP.	RESULT	RECORD	PTS
1 10/05/96	at VAN	1-3 L	0-1-0	0
2 10/06/96	vs. BUF	3-0 W	1-1-0	2
3 10/09/96	vs. STL	1-3 L	1-2-0	2
4 10/11/96	at DET	2-1 W	2-2-0	4
5 10/13/96	at PHI	1-0 W	3-2-0	6
6 10/14/96	at NYR	4-5 L	3-3-0	6
7 10/16/96	at MTL	2-4 L	3-4-0	6
8 10/20/96	vs. EDM	6-3 W	4-4-0	8
9 10/22/96	vs. COL	5-1 W	5-4-0	10
10 10/24/96	vs. PIT	7-5 W	6-4-0	12
11 10/26/96	at LA	0-0 T	6-4-1	13
12 10/27/96	at ANA	4-1 W	7-4-1	15
13 10/30/96	at SJ	1-3 L	7-5-1	15
14 11/01/96	vs. PHX	2-3 L/OT	7-6-1	15
15 11/02/96	at VAN	3-4 L	7-7-1	15
16 11/09/96	vs. STL	2-3 L	7-8-1	15
17 11/13/96	at DAL	3-3 T	7-8-2	16
18 11/14/96	at CHI	2-1 W/OT	8-8-2	18
19 11/16/96	at STL	0-2 L	8-9-2	18
20 11/18/96	vs. NYR	5-3 W	9-9-2	20
21 11/20/96	at DAL	1-3 L	9-10-2	20
22 11/22/96	vs. CHI	2-5 L	9-11-2	20
23 11/23/96	at EDM	2-3 L	9-12-2	20
24 11/26/96	vs. EDM	1-10 L	9-13-2	20
25 11/28/96	vs. LA	2-0 W	10-13-2	22
26 11/30/96	at PHX	1-3 L	10-14-2	22
27 12/03/96	at NYI	1-3 L	10-15-2	22
28 12/05/96	at NJ	1-2 L	10-16-2	22
29 12/07/96	at BOS	1-1 T	10-16-3	23
30 12/10/96	vs. OTT	5-5 T	10-16-4	24
31 12/12/96	at LA	5-1 W	11-16-4	26
32 12/14/96	vs. COL	4-1 W	12-16-4	28
33 12/16/96	vs. NJ	0-5 L	12-17-4	28
34 12/18/96	vs. DET	3-3 T	12-17-5	29
35 12/20/96	at ANA	0-7 L	12-18-5	29
36 12/22/96	at PHX	7-2 W	13-18-5	31
37 12/23/96	vs. COL	3-4 L	13-19-5	31
38 12/29/96	vs. PHI	2-4 L	13-20-5	31
39 12/31/96	vs. SJ	1-5 L	13-21-5	31
40 01/02/97	at COL	2-3 L	13-22-5	31
41 01/04/97	at SJ	4-3 W	14-22-5	33
42 01/07/97	vs. TOR	4-3 W/OT	15-22-5	35
43 01/09/97	vs. HFD	3-2 W	16-22-5	37
44 01/11/97	vs. FLA	1-4 L	16-23-5	37
45 01/13/97	vs. ANA	2-1 W	17-23-5	39
46 01/21/97	at PIT	2-4 L	17-24-5	39
47 01/22/97	at TOR	3-5 L	17-25-5	39
48 01/24/97	at OTT	2-2 T	17-25-6	40
49 01/28/97	vs. NYI	4-3 W	18-25-6	42
50 01/30/97	vs. SJ	3-6 L	18-26-6	42
51 02/01/97	vs. VAN	3-0 W	19-26-6	44
52 02/03/97	vs. LA	2-3 L	19-27-6	44
53 02/05/97	at EDM	2-5 L	19-28-6	44
54 02/07/97	vs. WSH	5-2 W	20-28-6	46
55 02/09/97	vs. ANA	6-1 W	21-28-6	48
56 02/11/97	vs. BOS	5-1 W	22-28-6	50
57 02/13/97	vs. EDM	3-2 W/OT	23-28-6	52
58 02/15/97	vs. TOR	3-0 W	24-28-6	54
59 02/18/97	at BUF	5-5 T	24-28-7	55
60 02/19/97	at DET	0-4 L	24-29-7	55
61 02/21/97	at DAL	2-4 L	24-30-7	55
62 02/23/97	at STL	5-3 W	25-30-7	57
63 02/26/97	vs. PHX	2-5 L	25-31-7	57
64 02/28/97	vs. MTL	3-2 W	26-31-7	59
65 03/01/97	vs. DAL	4-1 W	27-31-7	61
66 03/04/97	at WSH	1-2 L	27-32-7	61
67 03/05/97	at HFD	0-2 L	27-33-7	61
68 03/07/97	at FLA	3-1 W	28-33-7	63
69 03/09/97	at TB	1-2 L/OT	28-34-7	63
70 03/12/97	at COL	3-2 W	29-34-7	65
71 03/15/97	at LA	5-2 W	30-34-7	67
72 03/16/97	at ANA	2-2 T	30-34-8	68
73 03/19/97	vs. SJ	4-2 W	31-34-8	70
74 03/21/97	vs. TB	3-4 L/OT	31-35-8	70
75 03/25/97	vs. ANA	3-2 W	32-35-8	72
76 03/29/97	vs. VAN	2-5 L	32-36-8	72
77 04/02/97	vs. COL	1-5 L	32-37-8	72
78 04/04/97	at VAN	3-3 T	32-37-9	73
79 04/06/97	vs. CHI	1-2 L	32-38-9	73
80 04/08/97	vs. DET	2-3 L	32-39-9	73
81 04/11/97	at CHI	3-7 L	32-40-9	73
82 04/12/97	at TOR	1-4 L	32-41-9	73

1995-96

DATE	OPP.	RESULT	RECORD	PTS
1 10/07/95	at TB	3-3 T	0-0-1	1
2 10/08/95	at FLA	3-4 L	0-1-1	1
3 10/10/95	at DAL	3-7 L	0-2-1	1
4 10/15/95	at CHI	1-1 T	0-2-2	2
5 10/17/95	at DET	3-3 T	0-2-3	3
6 10/19/95	at TOR	2-4 L	0-3-3	3
7 10/20/95	at OTT	3-4 L/OT	0-4-3	3
8 10/25/95	at COL	2-3 L	0-5-3	3
9 10/27/95	vs. DET	0-3 L	0-6-3	3
10 10/29/95	at ANA	2-7 L	0-7-3	3
11 10/31/95	at LA	2-1 W	1-7-3	5
12 11/01/95	at COL	1-6 L	1-8-3	5
13 11/04/95	vs. VAN	4-4 T	1-8-4	6
14 11/06/95	at NYR	2-4 L	1-9-4	6
15 11/08/95	at NYI	2-1 W	2-9-4	8
16 11/09/95	at PHI	1-3 L	2-10-4	8
17 11/11/95	vs. MTL	0-4 L	2-11-4	8
18 11/14/95	vs. EDM	4-2 W	3-11-4	10
19 11/18/95	at COL	3-5 L	3-12-4	10
20 11/19/95	at COL	2-5 L	3-13-4	10
21 11/21/95	vs. ANA	2-3 L	3-14-4	10
22 11/24/95	vs. EDM	2-5 L	3-15-4	10
23 11/26/95	vs. CHI	2-2 T	3-15-5	11
24 11/29/95	at SJ	5-3 W	4-15-5	13
25 12/01/95	at EDM	8-2 W	5-15-5	15
26 12/03/95	at WPG	2-5 L	5-16-5	15
27 12/05/95	vs. STL	1-1 T	5-16-6	16
28 12/09/95	vs. VAN	3-4 L	5-17-6	16
29 12/11/95	vs. LA	6-2 W	6-17-6	18
30 12/13/95	at DAL	8-4 W	7-17-6	20
31 12/14/95	at STL	3-3 T	7-17-7	21
32 12/16/95	at BOS	3-6 L	7-18-7	21
33 12/19/95	at PIT	1-7 L	7-19-7	21
34 12/20/95	at HFD	3-2 W	8-19-7	23
35 12/22/95	vs. DET	1-5 L	8-20-7	23
36 12/26/95	at VAN	4-2 W	9-20-7	25
37 12/27/95	vs. TOR	4-0 W	10-20-7	27
38 12/29/95	vs. PHI	2-3 L	10-21-7	27
39 12/31/95	vs. NYR	3-1 W	11-21-7	29
40 01/02/96	vs. TB	10-0 W	12-21-7	31
41 01/05/96	vs. LA	1-3 L	12-22-7	31
42 01/06/96	vs. FLA	2-0 W	13-22-7	33
43 01/10/96	vs. HFD	3-2 W/OT	14-22-7	35
44 01/12/96	vs. BUF	3-1 W	15-22-7	37
45 01/14/96	at COL	4-4 T	15-22-8	38
46 01/16/96	at LA	5-5 T	15-22-9	39
47 01/17/96	at ANA	4-1 W	16-22-9	41
48 01/24/96	vs. NYI	4-1 W	17-22-9	43
49 01/26/96	vs. DAL	2-4 L	17-23-9	43
50 01/30/96	vs. EDM	3-2 W/OT	18-23-9	45

GAME-BY-GAME RESULTS

1994-95

DATE	OPP.	RESULT	RECORD	PTS
1 01/20/95	at WPG	3-3 T	0-0-1	1
2 01/22/95	at DET	4-1 W	1-0-1	3
3 01/24/95	vs. STL	6-4 W	2-0-1	5
4 01/26/95	at DET	1-5 L	2-1-1	5
5 01/28/95	at TOR	1-2 L	2-2-1	5
6 02/01/95	vs. DET	2-1 W	3-2-1	7
7 02/03/95	vs. CHI	3-4 L/OT	3-3-1	7
8 02/04/95	vs. TOR	4-1 W	4-3-1	9
9 02/06/95	vs. WPG	4-5 L	4-4-1	9
10 02/09/95	vs. ANA	5-1 W	5-4-1	11
11 02/11/95	at DAL	6-0 W	6-4-1	13
12 02/13/95	at STL	2-4 L	6-5-1	13
13 02/16/95	at CHI	2-2 T	6-5-2	14
14 02/18/95	vs. DAL	3-2 W/OT	7-5-2	16
15 02/20/95	vs. DAL	1-2 L	7-6-2	16
16 02/23/95	at LA	3-3 T	7-6-3	17
17 02/24/95	at SJ	3-0 W	8-6-3	19
18 02/26/95	at ANA	5-3 W	9-6-3	21
19 02/28/95	vs. EDM	5-2 W	10-6-3	23
20 03/02/95	vs. VAN	2-2 T	10-6-4	24
21 03/04/95	at TOR	2-3 L	10-7-4	24
22 03/05/95	at WPG	2-3 L	10-8-4	24
23 03/07/95	at CHI	6-3 W	11-8-4	26
24 03/09/95	at STL	1-5 L	11-9-4	26
25 03/12/95	at DAL	4-4 T	11-9-5	27
26 03/15/95	vs. ANA	0-5 L	11-10-5	27
27 03/17/95	vs. WPG	8-4 W	12-10-5	29
28 03/19/95	vs. SJ	3-5 L	12-11-5	29
29 03/20/95	at EDM	2-5 L	12-12-5	29
30 03/22/95	vs. STL	4-3 W	13-12-5	31
31 03/24/95	vs. DET	3-2 W	14-12-5	33
32 03/26/95	vs. VAN	2-0 W	15-12-5	35
33 03/28/95	vs. LA	3-5 L	15-13-5	35
34 03/31/95	at EDM	6-2 W	16-13-5	37
35 04/04/95	vs. CHI	3-2 W	17-13-5	39
36 04/07/95	vs. LA	7-4 W	18-13-5	41
37 04/08/95	vs. VAN	2-4 L	18-14-5	41
38 04/10/95	vs. SJ	8-3 W	19-15-5	43
39 04/12/95	at LA	4-1 W	20-15-5	45
40 04/13/95	at ANA	2-4 L	20-16-5	45
41 04/15/95	at EDM	4-2 W	21-16-5	47
42 04/17/95	vs. LA	5-2 W	22-16-5	49
43 04/20/95	at VAN	2-2 T	22-16-6	50
44 04/24/95	at ANA	1-2 L	22-17-6	50
45 04/25/95	at SJ	3-2 W	23-17-6	52
46 04/29/95	vs. TOR	2-2 T	23-17-7	53
47 04/30/95	at VAN	4-6 L	23-17-7	53
48 05/03/95	vs. EDM	5-3 W	24-17-7	55

1993-94

DATE	OPP.	RESULT	RECORD	PTS
1 10/5/93	vs. NYI	2-1 W	1-0-0	2
2 10/7/93	vs. SJ	6-2 W	2-0-0	4
3 10/9/93	at VAN	5-1 W	3-0-0	6
4 10/14/93	at SJ	2-1 W	4-0-0	8
5 10/16/93	at LA	4-8 L	4-1-0	8
6 10/17/93	at ANA	2-2 T	4-1-1	9
7 10/20/93	at EDM	5-3 W	5-1-1	11
8 10/21/93	vs. VAN	3-6 L	5-2-1	11
9 10/23/93	vs. BOS	3-3 T	5-2-2	12
10 10/25/93	vs. WSH	3-2 W/OT	6-2-2	14
11 10/27/93	vs. BUF	3-5 L	6-3-2	14
12 10/30/93	vs. EDM	4-1 W	7-3-2	16
13 10/31/93	at WPG	4-3 W	8-3-2	18
14 11/3/93	at HFD	6-3 W	9-3-2	20
15 11/4/93	at BOS	3-6 L	9-4-2	20
16 11/6/93	at MTL	4-3 W	10-4-2	22
17 11/9/93	vs. LA	3-2 W	11-4-2	24
18 11/11/93	vs. ANA	5-4 W	12-4-2	26
19 11/13/93	at VAN	4-3 W	13-4-2	28
20 11/15/93	vs. WPG	7-2 W	14-4-2	30
21 11/18/93	at STL	3-3 T	14-4-3	31
22 11/20/93	at DAL	3-4 L	14-5-3	31
23 11/22/93	vs. ANA	1-2 L	14-6-3	31
24 11/24/93	vs. TOR	5-3 W	15-6-3	33
25 11/26/93	vs. CHI	3-6 L	15-7-3	33
26 11/30/93	vs. DAL	2-2 T	15-7-4	34
27 12/4/93	vs. PHI	6-0 W	16-7-4	36
28 12/6/93	at OTT	6-1 W	17-7-4	38
29 12/7/93	at QUE	4-4 T	17-7-5	39
30 12/10/93	at BUF	2-6 L	17-8-5	39
31 12/11/93	at TOR	1-3 L	17-9-5	39
32 12/14/93	vs. VAN	8-4 W	18-9-5	41
33 12/17/93	vs. STL	3-4 L	18-10-5	41
34 12/18/93	vs. WPG	5-4 W/OT	19-10-5	43
35 12/20/93	vs. LA	4-5 L/OT	19-11-5	43
36 12/22/93	at EDM	3-7 L	19-12-5	43
37 12/23/93	at VAN	3-4 L	19-13-5	43
38 12/28/93	at SJ	3-3 T	19-13-6	44
39 12/30/93	vs. EDM	7-1 W	20-13-6	46
40 12/31/93	vs. MTL	2-5 L	20-14-6	46
41 01/02/94	at STL	3-4 L/OT	20-15-6	46
42 01/05/94	at NYR	4-1 W	21-15-6	48
43 01/07/94	at NYI	2-6 L	21-16-6	48
44 01/08/94	at PIT	2-2 T	21-16-7	49
45 01/11/94	vs. QUE	1-0 W	22-16-7	51
46 01/15/94	vs. OTT	10-0 W	23-16-7	53
47 01/17/94	at SJ	2-3 L	23-17-7	53
48 01/19/94	at VAN	4-3 W	24-17-7	55
49 01/24/94	vs. LA	3-3 T	24-17-8	56
50 01/26/94	vs. DAL	2-3 L	24-18-8	56
51 01/28/94	vs. NJ	2-2 T	24-18-9	57
52 01/29/94	vs. STL	3-5 L	24-19-9	57
53 02/02/94	at ANA	4-2 W	25-19-9	59
54 02/05/94	at LA	5-4 W/OT	26-19-9	61
55 02/07/94	vs. EDM	4-3 W	27-19-9	63
56 02/09/94	at EDM	6-1 W	28-19-9	65
57 02/11/94	vs. HFD	4-1 W	29-19-9	67
58 02/12/94	vs. TOR	3-2 W	30-19-9	69
59 02/14/94	vs. CHI	2-4 L	30-20-9	69
60 02/18/94	at DAL	2-4 L	30-21-9	69
61 02/20/94	at WPG	5-2 W	31-21-9	71
62 02/22/94	at VAN	4-4 T	31-21-10	72
63 02/24/94	vs. TB	0-4 L	31-22-10	72
64 02/26/94	vs. LA	4-2 W	32-22-10	74
65 03/01/94	at DET	2-5 L	32-23-10	74
66 03/03/94	at CHI	2-4 L	32-24-10	74
67 03/05/94	at NJ	3-6 L	32-25-10	74
68 03/06/94	at WSH	4-4 T	32-25-11	75
69 03/09/94	vs. DET	1-5 L	32-26-11	75
70 03/11/94	vs. FLA	4-2 W	33-26-11	77
71 03/12/94	vs. SJ	2-0 W	34-26-11	79
72 03/15/94	at TB	7-3 W	35-26-11	81
73 03/16/94	at FLA	1-2 L	35-27-11	81
74 03/20/94	at TOR	6-3 W	36-27-11	83
75 03/22/94	vs. NYR	4-4 T	36-27-12	84
76 03/26/94	vs. PIT	5-3 W	37-27-12	86
77 03/31/94	at PHI	4-1 W	38-27-12	88
78 04/02/94	at DET	3-3 T	38-27-13	89
79 04/03/94	at CHI	1-2 L	38-28-13	89
80 04/06/94	vs. ANA	4-2 W	39-28-13	91
81 04/08/94	vs. SJ	5-2 W	40-28-13	93
82 04/09/94	vs. DET	4-2 W	41-28-13	95
83 04/11/94	at ANA	3-0 W	42-28-13	97
84 04/13/94	at LA	4-6 L	42-29-13	97

1992-93

	DATE	OPP.	RESULT	RECORD	PTS
1	10/06/92	vs. LA	4-5 L	0-1-0	0
2	10/08/92	vs. EDM	7-2 W	1-1-0	2
3	10/10/92	vs. TOR	3-2 W	2-1-0	4
4	10/13/92	at MNS	4-3 W	3-1-0	6
5	10/15/92	at LA	0-4 L	3-2-0	6
6	10/17/92	at SJ	6-2 W	4-2-0	8
7	10/20/92	vs. VAN	6-2 W	5-2-0	10
8	10/22/92	vs. BOS	2-4 L	5-3-0	10
9	10/25/92	at EDM	4-0 W	6-3-0	12
10	10/28/92	at WPG	7-5 W	7-3-0	14
11	10/30/92	vs. WSH	1-3 L	7-4-0	14
12	10/31/92	vs. MNS	5-3 W	8-4-0	16
13	11/02/92	vs. VAN	5-3 W	9-4-0	18
14	11/04/92	at VAN	5-5 T	9-4-1	19
15	11/06/92	vs. OTT	8-4 W	10-4-1	21
16	11/08/92	at QUE	5-5 T	10-4-2	22
17	11/09/92	at MTL	2-5 L	10-5-2	22
18	11/11/92	at HFD	4-3 W	11-5-2	24
19	11/12/92	at BOS	3-5 L	11-6-2	24
20	11/14/92	at TB	5-3 W	12-6-2	26
21	11/19/92	vs. VAN	4-3 W	13-6-2	28
22	11/21/92	vs. NYI	3-4 L	13-7-2	28
23	11/25/92	vs. SJ	3-4 L/OT	13-8-2	28
24	11/27/92	vs. TB	3-2 W/OT	14-8-2	30
25	11/28/92	vs. CHI	2-5 L	14-9-2	30
26	12/02/92	vs. WPG	3-3 T	14-9-3	31
27	12/04/92	vs. STL	5-3 W	15-9-3	33
28	12/07/92	vs. EDM	6-3 W	16-9-3	35
29	12/08/92	at EDM	1-3 L	16-10-3	35
30	12/11/92	at TOR	6-3 W	17-10-3	37
31	12/12/92	at OTT	1-1 T	17-10-4	38
32	12/14/92	at DET	3-0 W	18-10-4	40
33	12/15/92	at NYR	3-0 W	19-10-4	42
34	12/19/92	vs. LA	5-3 W	20-10-4	44
35	12/21/92	vs. EDM	3-2 W/OT	21-10-4	46
36	12/23/92	at WPG	4-3 W	22-10-4	48
37	12/27/92	at EDM	7-3 W	23-10-4	50
38	12/31/92	vs. MTL	5-3 W	24-10-4	52
39	01/02/93	vs. PHI	7-3 W	25-10-4	54
40	01/05/93	vs. WPG	2-4 L	25-11-4	54
41	01/07/93	at STL	2-3 L/OT	25-12-4	54
42	01/09/93	at PIT	2-3 L	25-13-4	54
43	01/10/93	at BUF	5-6 L	25-14-4	54
44	01/12/93	at NYI	2-8 L	25-15-4	54
45	01/14/93	at PHI	4-4 T	25-15-5	55
46	01/16/93	at MNS	2-4 L	25-16-5	55
47	01/19/93	vs. LA	2-3 L/OT	25-17-5	55
48	01/22/93	vs. WPG	4-4 T	25-17-6	56
49	01/23/93	vs. PIT	3-4 L	25-18-6	56
50	01/26/93	vs. DET	1-9 L	25-19-6	56
51	01/28/93	at LA	2-1 W	26-19-6	58
52	01/30/93	at SJ	5-4 W	27-19-6	60
53	02/02/93	at WSH	6-4 W	28-19-6	62
54	02/03/93	at NJ	5-4 W	29-19-6	64
55	02/10/93	vs. SJ	13-1 W	30-19-6	66
56	02/12/93	vs. QUE	4-4 T	30-19-7	67
57	02/13/93	vs. HFD	4-3 W	31-19-7	69
58	02/16/93	vs. PHI	4-4 T	31-19-8	70
59	02/17/93	at TOR	2-4 L	31-20-8	70
60	02/19/93	at DET	3-3 T	31-20-9	71
61	02/21/93	at CHI	3-4 L	31-21-9	71
62	02/23/93	at SJ	6-3 W	32-21-9	73
63	02/26/93	vs. NYR	4-4 T	32-21-10	74
64	02/27/93	vs. SJ	5-4 W	33-21-10	76
65	03/02/93	at LA	2-6 L	33-22-10	76
66	03/04/93	at STL	1-2 L	33-23-10	76
67	03/06/93	at TB	4-7 L	33-24-10	76
68	03/11/93	vs. DET	6-3 W	34-24-10	78
69	03/13/93	vs. NJ	4-3 W	35-24-10	80
70	03/14/93	vs. VAN	3-2 W	36-24-10	82
71	03/16/93	vs. CHI	0-1 L	36-25-10	82
72	03/21/93	at WPG	2-4 L	36-26-10	82
73	03/24/93	vs. STL	2-4 L	36-27-10	82
74	03/26/93	at VAN	3-1 W	37-27-10	84
75	03/28/93	vs. TOR	0-4 L	37-28-10	84
76	03/30/93	vs. WPG	4-5 L	37-29-10	86
77	04/01/93	vs. MNS	5-3 W	38-29-10	88
78	04/03/93	at SJ	3-2 W/OT	39-29-10	88
79	04/04/93	at SJ	4-3 W	40-29-10	90
80	04/06/93	at LA	3-3 T	40-29-11	91
81	04/09/93	vs. VAN	8-1 W	41-29-11	93
82	04/11/93	at VAN	3-6 L	41-30-11	93
83	04/13/93	at EDM	4-2 W	42-30-11	95
84	04/15/93	vs. SJ	7-3 W	43-30-11	96

GAME-BY-GAME RESULTS

1991-92

DATE	OPP.	RESULT	RECORD	PTS
1 10/04/91	vs. EDM	9-2 W	1-0-0	2
2 10/06/91	at WPG	3-5 L	1-1-0	2
3 10/08/91	at SJ	3-4 L	1-2-0	2
4 10/10/91	at LA	7-1 W	2-2-0	4
5 10/12/91	at EDM	1-3 L	2-3-0	4
6 10/15/91	vs. MNS	6-3 W	3-3-0	6
7 10/17/91	vs. TOR	6-4 W	4-3-0	8
8 10/19/91	at VAN	2-5 L	4-4-0	8
9 10/22/91	at MNS	4-2 W	5-4-0	10
10 10/24/91	at CHI	5-2 W	6-4-0	12
11 10/26/91	at STL	2-2 T	6-4-1	13
12 10/30/91	vs. NJ	2-5 L	6-5-1	13
13 11/01/91	at WPG	7-6 W/OT	7-5-1	15
14 11/04/91	at NYR	0-4 L	7-6-1	15
15 11/06/91	at HFD	3-2 W	8-6-1	17
16 11/07/91	at BOS	4-4 T	8-6-2	18
17 11/09/91	at TOR	6-1 W	9-6-2	20
18 11/12/91	vs. DET	4-5 L/OT	9-7-3	21
19 11/14/91	vs. VAN	2-2 T	9-7-3	21
20 11/16/91	vs. BUF	4-5 L	9-8-3	21
21 11/21/91	vs. VAN	3-2 W	10-8-3	23
22 11/22/91	at VAN	5-6 L/OT	10-9-3	23
23 11/25/91	vs. WPG	3-3 T	10-9-4	24
24 11/28/91	vs. LA	5-3 W	11-9-4	26
25 11/30/91	vs. SJ	1-2 L	11-10-4	26
26 12/03/91	at DET	2-5 L	11-11-4	26
27 12/05/91	at NJ	3-6 L	11-12-4	26
28 12/07/91	at MTL	1-5 L	11-13-4	26
29 12/08/91	at BUF	4-2 W	12-13-4	28
30 12/10/91	at WSH	1-4 L	12-14-4	28
31 12/14/91	vs. DET	3-4 L/OT	12-15-4	28
32 12/17/91	vs. WPG	7-4 W	13-15-4	30
33 12/19/91	vs. QUE	5-5 T	13-15-5	31
34 12/21/91	at WPG	2-7 L	13-16-5	31
35 12/23/91	at EDM	3-5 L	13-17-5	31
36 12/28/91	vs. PHI	5-1 W	14-17-5	33
37 12/29/91	vs. LA	6-2 W	15-17-5	35
38 12/31/91	vs. MTL	3-2 W/OT	16-17-5	37
39 01/04/92	vs. EDM	2-3 L	17-17-5	37
40 01/05/92	at EDM	3-2 W	17-18-5	39
41 01/08/92	vs. SJ	10-3 W	18-18-5	41
42 01/10/92	vs. PIT	7-5 W	19-18-5	43
43 01/13/92	at MTL	2-2 T	19-18-6	44
44 01/14/92	at QUE	5-3 W	20-18-6	45
45 01/16/92	at NYR	4-6 L	20-19-6	45
46 01/22/92	vs. NYR	4-4 T	20-19-7	46
47 01/24/92	at SJ	3-2 W	21-19-7	48
48 01/25/92	at LA	3-4 L	21-20-7	48
49 01/27/92	vs. CHI	3-4 L/OT	21-21-7	48
50 01/30/92	at BOS	1-3 L	21-22-7	49
51 02/01/92	at WSH	2-5 L	21-23-7	49
52 02/02/92	at NYI	3-6 L	21-24-7	49
53 02/05/92	vs. QUE	5-3 W	22-24-7	51
54 02/07/92	at WPG	1-4 L	22-25-7	51
55 02/11/92	vs. NYI	1-3 L	22-26-7	51
56 02/13/92	vs. WSH	4-4 T	22-26-8	52
57 02/15/92	at STL	2-7 L	22-27-8	52
58 02/16/92	at CHI	5-5 T	22-27-9	53
59 02/19/92	vs. BOS	6-4 W	23-28-9	55
60 02/21/92	LA	9-7 W	24-27-9	57
61 02/23/92	at SJ	4-2 W	25-27-9	59
62 02/25/92	vs. BUF	3-5 L	25-28-9	59
63 02/27/92	vs. PHI	0-3 L	25-29-9	59
64 03/01/92	at VAN	0-11 L	25-30-9	59
65 03/03/92	vs. PIT	3-6 L	25-31-9	59
66 03/05/92	vs. TOR	5-5 T	25-31-10	60
67 03/07/92	vs. STL	5-1 W	26-31-10	62
68 03/10/92	at PIT	2-5 L	26-32-10	62
69 03/12/92	at PHI	4-5 L/OT	26-33-10	62
70 03/14/92	vs. VAN	4-6 L	26-34-10	62
71 03/16/92	vs. HFD	3-4 L	26-35-10	62
72 03/19/92	vs. SJ	3-1 W	27-35-10	64
73 03/21/92	at LA	2-5 L	27-36-10	64
74 03/24/92	vs. EDM	4-4 T	27-36-11	67
75 03/26/92	vs. LA	7-2 W	28-36-11	67
76 03/28/92	vs. MNS	4-3 W	29-36-11	69
77 03/31/92	vs. EDM	5-2 W	30-36-11	71
78 04/12/92	vs. WPG	3-4 L	30-37-11	71
79 04/15/92	at SJ	4-3 W	31-37-11	73
80 04/16/92	at VAN	4-4 T	31-37-12	74

1990-91

DATE	OPP.	RESULT	RECORD	PTS
1 10/04/90	vs. VAN	3-2 W/OT	1-0-0	2
2 10/06/90	vs. TOR	4-1 W	2-0-0	4
3 10/08/90	at WPG	4-3 W	3-0-0	6
4 10/10/90	at DET	5-6 L/OT	3-1-0	6
5 10/13/90	at NJ	3-5 L	3-2-0	6
6 10/14/90	at CHI	3-1 W	4-2-0	8
7 10/18/90	vs. STL	3-4 L	4-3-0	8
8 10/20/90	vs. BOS	8-1 W	5-3-0	10
9 10/21/90	at EDM	2-1 W	6-3-0	12
10 10/23/90	at LA	4-6 L	6-4-0	12
11 10/25/90	vs. EDM	4-2 W	7-4-0	14
12 10/27/90	vs. WSH	9-4 W	8-4-0	16
13 10/30/90	vs. NJ	6-3 W	9-4-0	18
14 11/01/90	vs. WPG	2-1 W	10-4-0	20
15 11/03/90	at TOR	7-3 W	11-4-0	22
16 11/04/90	at BUF	1-2 L	11-5-0	22
17 11/06/90	at PIT	5-6 L	11-6-0	22
18 11/08/90	at PHI	8-2 W	12-6-0	24
19 11/10/90	at NYI	1-5 L	12-7-0	24
20 11/11/90	at NYR	4-4 T	12-7-1	25
21 11/15/90	vs. NYI	3-4 L/OT	12-8-1	25
22 11/17/90	vs. BUF	3-3 T	12-8-2	26
23 11/19/90	at VAN	6-4 W	13-8-2	28
24 11/22/90	vs. LA	6-3 W	14-8-2	30
25 11/24/90	vs. CHI	3-5 L	14-9-2	30
26 11/28/90	at WPG	2-2 T	14-9-3	31
27 12/01/90	at MTL	5-3 W	15-9-3	33
28 12/02/90	at QUE	5-5 T	15-9-4	34
29 12/05/90	vs. NYR	4-1 W	16-9-4	36
30 12/07/90	vs. QUE	3-5 L	16-10-4	36
31 12/09/90	at EDM	3-2 W	17-10-4	38
32 12/11/90	at MNS	5-4 W	18-10-4	40
33 12/13/90	at WPG	4-1 W	19-10-4	42
34 12/16/90	at VAN	5-2 W	20-10-4	44
35 12/18/90	vs. VAN	2-3 L	20-11-4	44
36 12/20/90	vs. LA	3-4 L/OT	20-12-4	44
37 12/22/90	vs. EDM	2-6 L	20-13-4	44
38 12/27/90	at EDM	1-4 L	20-14-4	46
39 12/29/90	vs. HFD	8-2 W	21-14-4	48
40 12/31/90	vs. MTL	7-2 W	22-14-4	48
41 01/02/91	at WPG	3-3 T	22-14-5	49
42 01/05/91	vs. DET	7-0 W	23-14-5	51
43 01/08/91	at TOR	5-3 W	24-14-5	53
44 01/10/91	at PIT	1-5 L	24-15-5	53
45 01/11/91	at WSH	2-4 L	24-16-5	53
46 01/13/91	at WPG	3-4 L	24-17-5	53
47 01/15/91	vs. WPG	7-5 W	25-17-5	55
48 01/22/91	at PHI	3-4 L	25-18-5	55
49 01/23/91	at HFD	4-5 L	25-19-5	55
50 01/26/91	at BOS	2-5 L	25-20-5	55
51 01/27/91	at BUF	5-4 W	26-20-5	57
52 01/30/91	vs. NYR	5-1 W	27-20-5	59
53 02/02/91	vs. CHI	3-1 W	28-20-5	61
54 02/05/91	at NJ	1-2 L	28-21-5	61
55 02/07/91	at BOS	4-1 W	29-21-5	63
56 02/09/91	at HFD	5-2 W	30-21-5	65
57 02/12/91	at LA	4-4 T	30-21-6	66
58 02/15/91	vs. WSH	8-2 W	31-21-6	68
59 02/17/91	vs. STL	7-4 W	32-21-6	70
60 02/19/91	vs. DET	4-4 T	32-21-7	71
61 02/21/91	vs. VAN	6-4 W	33-21-7	73
62 02/23/91	vs. QUE	10-8 W	34-21-7	75
63 02/25/91	at VAN	2-4 L	34-22-7	75
64 02/27/91	vs. EDM	4-2 W	35-22-7	77
65 03/01/91	vs. PIT	6-2 W	36-22-7	79
66 03/02/91	vs. MNS	5-1 W	37-22-7	81
67 03/04/91	vs. MTL	3-2 W/OT	38-22-7	83
68 03/07/91	vs. PHI	4-2 W	39-22-7	85
69 03/09/91	at STL	8-4 W	40-22-7	87
70 03/11/91	at MNS	3-7 L	40-23-7	87
71 03/12/91	vs. WPG	5-3 W	41-23-7	89
72 03/14/91	vs. NYI	4-2 W	42-23-7	91
73 03/16/91	vs. LA	3-4 L	42-24-7	91
74 03/18/91	vs. WPG	4-3 W/OT	43-24-7	93
75 03/20/91	at VAN	3-2 W	44-24-7	95
76 03/23/91	at LA	4-8 L	44-25-7	95
77 03/26/91	vs. VAN	7-2 W	45-25-7	97
78 03/28/91	vs. EDM	4-4 T	45-25-8	98
79 03/29/91	at EDM	5-6 L/OT	45-26-8	98
80 03/31/91	vs. LA	5-3 W	46-26-8	100

1989-90

	DATE	OPP.	RESULT	RECORD	PTS
1	10/05/89	vs. DET	10-7 W	1-0-0	2
2	10/07/89	vs. NYI	6-3 W	2-0-0	4
3	10/10/89	at NJ	4-2 W	3-0-0	6
4	10/11/89	at NYR	4-5 L	3-1-0	6
5	10/14/89	at WSH	4-4 T	3-1-1	7
6	10/15/89	at PHI	3-2 W	4-1-1	9
7	10/17/89	at QUE	8-8 T	4-1-2	10
8	10/18/89	at MTL	1-2 L	4-2-2	10
9	10/21/89	vs. BOS	5-2 W	5-2-2	12
10	10/23/89	vs. WSH	3-3 T	5-2-3	13
11	10/25/89	at LA	5-0 W	6-2-3	15
12	10/27/89	vs. VAN	5-5 T	6-2-4	16
13	10/28/89	at VAN	3-4 L	6-3-4	16
14	11/01/89	vs. WPG	5-3 W	7-3-4	18
15	11/03/89	at EDM	2-5 L	7-4-4	18
16	11/04/89	vs. NJ	7-3 W	8-4-4	20
17	11/06/89	vs. EDM	5-1 W	9-4-4	22
18	11/08/89	at LA	5-4 W	10-4-4	24
19	11/11/89	at MNS	2-3 L/OT	10-5-4	24
20	11/12/89	at WPG	2-3 L	10-6-4	24
21	11/14/89	vs. LA	6-8 L	10-7-4	24
22	11/16/89	vs. BUF	4-4 T	10-7-5	25
23	11/18/89	vs. CHI	4-4 T	10-7-6	26
24	11/20/89	at MTL	2-3 L	10-8-6	26
25	11/21/89	at QUE	4-4 T	10-8-7	27
26	11/24/89	at DET	2-3 L	10-9-7	27
27	11/25/89	at STL	3-3 T	10-9-8	28
28	11/30/89	vs. MNS	5-2 W	11-9-8	30
29	12/02/89	vs. TOR	7-4 W	12-9-8	32
30	12/06/89	vs. WPG	3-4 L	12-10-8	32
31	12/10/89	at WPG	1-4 L	12-11-8	32
32	12/11/89	at EDM	3-3 T	12-11-9	33
33	12/14/89	vs. QUE	8-2 W	13-11-9	35
34	12/16/89	vs. PIT	4-3 W	14-11-9	37
35	12/18/89	at VAN	2-1 W	15-11-9	39
36	12/20/89	at VAN	2-1 W/OT	16-11-9	41
37	12/23/89	vs. EDM	1-2 L	16-12-9	41
38	12/27/89	at LA	5-5 T	16-12-10	42
39	12/29/89	vs. WPG	1-2 L/OT	16-13-10	42
40	12/30/89	vs. MTL	5-3 W	17-13-10	44
41	01/02/90	vs. PHI	4-4 T	17-13-11	45
42	01/05/90	vs. HFD	6-4 W	18-13-11	47
43	01/07/90	at EDM	3-1 W	19-13-11	49
44	01/09/90	vs. EDM	2-3 L/OT	19-14-11	49
45	01/11/90	vs. BUF	5-3 W	20-14-11	51
46	01/13/90	at TOR	5-6 L	20-15-11	51
47	01/14/90	at CHI	6-5 W	21-15-11	53
48	01/16/90	at STL	5-2 W	22-15-11	55
49	01/18/90	at BOS	2-2 T	22-15-12	56
50	01/19/90	at HFD	3-3 T	22-15-13	57
51	01/25/90	vs. NYR	8-5 W	23-15-13	59
52	01/27/90	vs. MNS	3-1 W	24-15-13	61
53	01/30/90	at VAN	7-2 W	25-15-13	63
54	02/01/90	vs. CHI	4-3 W/OT	26-15-13	65
55	02/03/90	at LA	3-4 L	26-16-13	65
56	02/06/90	at LA	3-5 L	26-17-13	65
57	02/10/90	at DET	5-7 L	26-18-13	65
58	02/11/90	at NYR	5-2 W	27-18-13	67
59	02/13/90	at NYI	4-2 W	28-18-13	69
60	02/15/90	at CHI	4-1 W	29-18-13	71
61	02/18/90	at WPG	1-5 L	29-19-13	71
62	02/20/90	vs. BOS	3-5 L	29-20-13	71
63	02/22/90	vs. TOR	12-2 W	30-20-13	73
64	02/25/90	vs. EDM	10-4 W	31-20-13	75
65	03/03/90	vs. PHI	2-4 L	31-21-13	75
66	03/03/90	vs. VAN	5-1 W	32-21-13	77
67	03/05/90	at LA	5-0 W	33-21-13	79
68	03/07/90	vs. PIT	6-3 W	34-21-13	81
69	03/09/90	at VAN	4-4 T	34-21-14	82
70	03/11/90	at WPG	6-4 W	35-21-14	84
71	03/12/90	vs. WPG	5-4 W/OT	36-21-14	86
72	03/15/90	vs. NJ	5-4 W	37-21-14	88
73	03/17/90	vs. HFD	5-4 W	38-21-14	90
74	03/19/90	vs. STL	5-2 W	39-21-14	92
75	03/21/90	at BUF	4-5 L	39-22-14	92
76	03/24/90	at PIT	3-3 T	39-22-15	93
77	03/25/90	at WSH	1-4 L	39-23-15	93
78	03/27/90	at NYI	4-2 W	40-23-15	95
79	03/30/90	vs. EDM	6-2 W	41-23-15	97
80	04/01/90	at LA	8-4 W	42-23-15	99

GAME-BY-GAME RESULTS

1988-89

DATE	OPP.	RESULT	RECORD	PTS
1 10/06/88	vs. NYI	4-4 T	0-0-1	1
2 10/08/88	at LA	5-6 L/OT	-1-1	1
3 10/10/88	vs. DET	5-2 W	1-1-1	3
4 10/14/88	vs. EDM	6-1 W	2-1-1	5
5 10/17/88	vs. LA	11-4 W	3-1-1	7
6 10/19/88	vs. MNS	2-1 W	4-1-1	9
7 10/22/88	at TOR	3-3 T	4-1-2	10
8 10/23/88	at PHI	5-4 W/OT	5-1-2	12
9 10/25/88	at PIT	1-6 L	5-2-3	12
10 10/28/88	vs. WSH	2-2 T	5-2-3	13
11 10/30/88	at VAN	1-2 L	5-3-3	13
12 10/31/88	vs. CHI	6-3 W	6-3-3	15
13 11/03/88	vs. STL	6-1 W	7-3-3	17
14 11/05/88	vs. BUF	9-0 W	8-3-3	19
15 11/07/88	vs. HFD	6-3 W	9-3-3	21
16 11/09/88	at BUF	2-3 L	9-4-3	21
17 11/10/88	at PHI	3-2 W/OT	10-4-3	23
18 11/12/88	at BOS	2-1 W	11-4-3	25
19 11/15/88	at NYI	5-1 W	12-4-3	27
20 11/17/88	at NJ	5-3 W	13-4-3	29
21 11/19/88	at HFD	5-2 W	14-4-3	31
22 11/21/88	vs. NJ	3-2 W	15-4-3	33
23 11/26/88	vs. LA	4-1 W	16-4-3	35
24 11/29/88	vs. VAN	3-3 T	16-4-4	36
25 12/01/88	vs. NYR	6-3 W	17-4-4	38
26 12/02/88	at EDM	7-4 W	18-4-4	40
27 12/04/88	at WPG	6-3 W	19-4-4	42
28 12/06/88	vs. QUE	3-2 W	20-4-4	44
29 12/08/88	vs. EDM	5-3 W	21-4-4	46
30 12/10/88	at HFD	1-4 L	21-5-4	46
31 12/12/88	at TOR	4-4 T	21-5-5	47
32 12/15/88	vs. VAN	2-0 W	22-5-5	49
33 12/16/88	at VAN	5-3 W	23-5-5	51
34 12/20/88	at LA	3-7 L	23-6-5	51
35 12/22/88	at EDM	1-4 L	23-7-5	51
36 12/26/88	at VAN	3-2 W/OT	24-7-5	53
37 12/29/88	vs. MTL	3-4 L	24-8-5	53
38 12/31/88	vs. WPG	4-4 T	24-8-6	54
39 01/03/89	vs. QUE	5-1 W	25-8-6	56
40 01/05/89	at LA	8-6 W	26-8-6	58
41 01/07/89	vs. EDM	7-2 W	27-8-6	60
42 01/08/89	at EDM	0-6 L	27-9-6	60
43 01/11/89	vs. WPG	8-3 W	28-9-6	62
44 01/14/89	at MNS	1-1 T	28-9-7	63
45 01/15/89	at BUF	2-3 L	28-10-7	63
46 01/17/89	at DET	7-1 W	29-10-7	65
47 01/19/89	at BOS	7-2 W	30-10-7	67
48 01/21/89	at QUE	3-4 L	30-11-7	67
49 01/23/89	at MTL	3-1 W	31-11-7	69
50 01/26/89	vs. NYR	5-3 W	32-11-7	71
51 01/28/89	vs. CHI	5-4 W/OT	33-11-7	73
52 01/29/89	at VAN	4-4 T	33-11-8	74
53 01/31/89	at LA	8-5 W	34-11-8	76
54 02/02/89	vs. DET	3-2 W/OT	35-11-8	78
55 02/04/89	vs. VAN	5-2 W	36-11-8	80
56 02/05/89	vs. VAN	5-4 W	37-11-8	82
57 02/09/89	at STL	5-3 W	38-11-8	84
58 02/11/89	at WSH	2-1 W	39-11-8	86
59 02/12/89	at PIT	4-2 W	40-11-8	88
60 02/15/89	at WPG	6-1 W	41-11-8	90
61 02/18/89	vs. BOS	3-4 L	41-12-8	90
62 02/20/89	vs. WSH	6-2 W	42-12-8	92
63 02/22/89	vs. TOR	3-4 L/OT	42-13-8	92
64 02/24/89	vs. STL	4-3 W	43-13-8	94
65 02/26/89	at WPG	0-1 L	43-14-8	94
66 02/27/89	at PHI	6-3 W	44-14-8	96
67 03/02/89	vs. MTL	2-3 L	44-15-8	96
68 03/07/89	vs. WPG	9-5 W	45-15-8	98
69 03/09/89	vs. PIT	10-3 W	46-15-8	100
70 03/11/89	at EDM	5-5 T	46-16-8	101
71 03/13/89	at NYR	3-4 L	46-16-9	101
72 03/14/89	at NJ	5-1 W	47-16-9	103
73 03/18/89	at LA	9-3 W	48-16-9	105
74 03/21/89	vs. NYI	4-1 W	49-16-9	107
75 03/23/89	vs. LA	4-2 W	50-16-9	109
76 03/24/89	at WPG	3-4 L/OT	50-17-9	109
77 03/26/89	at CHI	7-5 W	51-17-9	111
78 03/27/89	at MNS	3-2 W	52-17-9	113
79 03/31/89	vs. WPG	4-1 W	53-17-9	115
80 04/02/89	vs. EDM	4-2 W	54-17-9	117

1987-88

DATE	OPP.	RESULT	RECORD	PTS
1 10/08/87	vs. DET	5-1 W	1-0-0	2
2 10/10/87	vs. WPG	1-5 L	1-1-0	2
3 10/12/87	at WPG	2-3 L	1-2-0	2
4 10/14/87	at EDM	5-4 W	2-2-0	4
5 10/16/87	vs. EDM	2-5 L	2-3-0	4
6 10/18/87	vs. BOS	5-6 L/OT	2-4-0	4
7 10/20/87	at NYI	4-5 L	2-5-0	4
8 10/21/87	at NYR	5-4 W	3-5-0	6
9 10/24/87	at QUE	7-5 W	4-5-0	8
10 10/26/87	at MTL	5-3 W	5-5-0	10
11 10/30/87	at VAN	3-3 T	5-5-1	11
12 11/03/87	vs. NYR	5-3 W	6-5-1	13
13 11/05/87	vs. EDM	4-4 T	6-5-2	14
14 11/08/87	vs. BUF	3-6 L	6-6-2	14
15 11/10/87	at WPG	3-4 L	6-7-2	14
16 11/11/87	at MNS	4-3 W	7-7-2	16
17 11/13/87	vs. LA	10-7 W	8-7-2	18
18 11/15/87	vs. VAN	8-4 W	9-7-2	20
19 11/17/87	vs. BOS	3-6 L	9-8-2	20
20 11/19/87	vs. QUE	9-1 W	10-8-2	22
21 11/21/87	vs. PIT	4-4 T	10-8-3	23
22 11/23/87	vs. NJ	9-2 W	11-8-3	25
23 11/25/87	at VAN	4-2 W	12-8-3	27
24 11/28/87	at LA	8-4 W	13-8-3	29
25 11/30/87	vs. CHI	4-0 W	14-8-3	31
26 12/03/87	vs. TOR	5-3 W	15-8-3	33
27 12/05/87	vs. MNS	4-4 T	15-8-4	34
28 12/08/87	at WSH	5-4 W	16-8-4	36
29 12/10/87	at PIT	2-5 L	16-9-4	36
30 12/11/87	at NJ	5-1 W	17-9-4	38
31 12/13/87	at BUF	7-1 W	18-9-4	40
32 12/16/87	vs. WPG	5-4 W	19-9-4	42
33 12/19/87	at LA	4-1 W	20-9-4	44
34 12/20/87	vs. LA	3-6 L	20-10-4	44
35 12/22/87	vs. HFD	6-5 W/OT	21-10-4	46
36 12/26/87	vs. EDM	4-5 L	21-11-4	46
37 12/28/87	vs. MTL	9-3 W	22-11-4	48
38 12/31/87	vs. PHI	5-4 W	23-11-4	50
39 01/02/88	at STL	3-5 L	23-11-5	50
40 01/03/88	at CHI	5-3 W	24-12-5	52
41 01/06/88	vs. WPG	6-1 W	25-12-5	54
42 01/08/88	vs. NYI	7-4 W	26-12-5	56
43 01/10/88	vs. WSH	8-2 W	27-12-5	58
44 01/13/88	at EDM	3-5 L	27-13-5	58
45 01/15/88	at VAN	4-4 T	27-13-5	59
46 01/19/88	vs. VAN	7-5 W	28-13-5	61
47 01/21/88	vs. LA	4-5 L/OT	28-14-5	61
48 01/23/88	at DET	4-4 T	28-14-6	62
49 01/25/88	at TOR	11-3 W	29-14-6	64
50 01/27/88	vs. HFD	5-1 W	30-14-6	66
51 01/29/88	at EDM	5-4 W	31-14-6	68
52 01/30/88	vs. VAN	4-3 W	32-14-6	70
53 02/01/88	vs. NJ	4-5 L	32-15-6	70
54 02/03/88	at WPG	0-9 L	32-16-6	70
55 02/05/88	at DET	1-5 L	32-17-6	70
56 02/07/88	at LA	5-2 W	33-17-6	72
57 02/12/88	at PHI	3-2 W	34-17-6	74
58 02/14/88	at WSH	4-5 L/OT	34-18-6	74
59 02/16/88	at NYI	3-9 L	34-19-6	74
60 02/17/88	at NYR	3-5 L	34-20-6	74
61 02/20/88	at STL	6-3 W	35-20-6	76
62 02/21/88	at CHI	3-3 T	35-20-7	77
63 02/26/88	at VAN	5-3 W	36-20-7	79
64 02/28/88	at EDM	3-2 W	37-20-7	81
65 03/03/88	vs. PHI	6-3 W	38-20-7	83
66 03/05/88	vs. EDM	7-4 W	39-20-7	85
67 03/07/88	vs. PIT	4-5 L	39-21-7	85
68 03/09/88	at WPG	6-6 T	39-21-8	86
69 03/10/88	vs. WPG	5-3 W	40-21-8	88
70 03/12/88	vs. BUF	10-4 W	41-21-8	90
71 03/15/88	at HFD	8-6 W	42-21-8	92
72 03/17/88	at BOS	7-5 W	43-21-8	94
73 03/19/88	at QUE	5-4 W/OT	44-21-8	96
74 03/21/88	at MTL	3-3 T	44-21-9	97
75 03/24/88	vs. TOR	7-1 W	45-21-9	99
76 03/26/88	vs. VAN	6-1 W	46-21-9	101
77 03/28/88	vs. STL	7-2 W	47-21-9	103
78 03/30/88	at LA	7-9 L	47-22-9	103
79 04/01/88	vs. LA	3-6 L	47-23-9	103
80 04/03/88	vs. MNS	4-1 W	48-23-9	105

1986-87

DATE	OPP.	RESULT	RECORD	PTS
1 10/09/86	at BOS	5-3 W	1-0-0	2
2 10/11/86	at HFD	5-6 L	1-1-0	2
3 10/12/86	at BUF	4-2 W	2-1-0	4
4 10/16/86	vs. QUE	2-4 L	2-2-0	4
5 10/18/86	vs. DET	3-5 L	2-3-0	4
6 10/22/86	vs. EDM	6-3 W	3-3-0	6
7 10/24/86	at WPG	2-5 L	3-4-0	6
8 10/26/86	vs. BOS	0-6 L	3-5-0	6
9 10/28/86	at MNS	4-7 L	3-6-0	6
10 10/29/86	at WPG	2-6 L	3-7-0	6
11 11/01/86	vs. WSH	4-1 W	4-7-0	8
12 11/03/86	vs. LA	4-2 W	5-7-0	10
13 11/05/86	at EDM	3-1 W	6-7-0	12
14 11/07/86	vs. BUF	6-4 W	7-7-0	14
15 11/09/86	vs. MTL	3-0 W	8-7-0	16
16 11/11/86	vs. VAN	5-3 W	9-7-0	18
17 11/13/86	vs. HFD	4-3 W	10-7-0	20
18 11/15/86	at LA	1-4 L	10-8-0	20
19 11/18/86	at VAN	0-5 L	10-9-0	20
20 11/20/86	vs. PIT	2-5 L	10-10-0	20
21 11/22/86	vs. NYR	8-5 W	11-10-0	22
22 11/24/86	vs. EDM	6-5 W	12-10-0	24
23 11/27/86	vs. WPG	3-4 L	12-11-0	24
24 11/29/86	vs. CHI	5-4 W	13-11-0	26
25 12/02/86	vs. NYI	3-3 T	13-11-1	27
26 12/04/86	vs. QUE	4-1 W	14-11-1	29
27 12/06/86	at CHI	3-2 W	15-11-1	31
28 12/08/86	at MTL	3-5 L	15-12-1	31
29 12/10/86	at PIT	6-4 W	16-12-1	33
30 12/11/86	at PHI	3-5 L	16-13-1	33
31 12/13/86	at LA	6-3 W	17-13-1	35
32 12/16/86	vs. DET	8-3 W	18-13-1	37
33 12/18/86	vs. QUE	6-2 W	19-13-1	39
34 12/20/86	at VAN	5-3 W	20-13-1	41
35 12/22/86	vs. LA	5-5 L	20-14-1	41
36 12/28/86	at BUF	4-1 W	21-14-1	43
37 12/30/86	at NJ	4-3 W	22-14-1	45
38 12/31/86	at DET	4-6 L	22-15-1	45
39 01/03/87	at STL	4-7 L	22-16-1	45
40 01/04/87	at CHI	4-1 W	23-16-1	47
41 01/08/87	vs. LA	5-4 W	24-16-1	49
42 01/10/87	vs. STL	5-2 W	25-16-1	51
43 01/11/87	at EDM	3-5 L	25-17-1	51
44 01/14/87	vs. NYR	5-6 L	25-18-1	51
45 01/16/87	at VAN	5-9 L	25-19-1	51
46 01/17/87	vs. VAN	3-4 L	25-20-1	51
47 01/20/87	at NYI	3-1 W	26-20-1	53
48 01/22/87	at NJ	5-7 L	26-21-1	53
49 01/24/87	at BOS	3-5 L	26-22-1	53
50 01/26/87	at TOR	6-5 W/OT	27-22-1	55
51 01/29/87	vs. MNS	3-3 T	27-22-2	56
52 01/31/87	vs. NJ	5-3 W	28-22-2	58
53 02/03/87	vs. VAN	2-4 L	28-23-2	58
54 02/05/87	vs. STL	1-2 L	28-24-2	58

GAME-BY-GAME RESULTS

1985-86

DATE	OPP.	RESULT	RECORD	PTS
1 10/11/85	vs. WPG	8-3 W	1-0-0	2
2 10/13/85	at LA	9-2 W	2-0-0	4
3 10/16/85	vs. STL	1-2 L	2-1-0	4
4 10/19/85	vs. BOS	3-6 L	2-2-0	4
5 10/20/85	at WPG	5-8 L	2-3-0	4
6 10/23/85	vs. WSH	4-2 W	3-3-0	6
7 10/25/85	at EDM	3-5 L	3-4-0	6
8 10/26/85	vs. DET	7-4 W	4-4-0	8
9 10/28/85	vs. EDM	4-6 L	4-5-0	8
10 10/30/85	vs. BUF	4-2 W	5-5-0	10
11 11/02/85	vs. TOR	4-2 W	6-5-0	12
12 11/05/85	at NYI	4-4 T	6-5-1	13
13 11/06/85	at NJ	5-2 W	7-5-1	15
14 11/09/85	at WSH	5-4 W	8-5-1	17
15 11/10/85	at BUF	1-5 L	8-6-1	17
16 11/13/85	vs. WPG	3-3 T	8-6-2	18
17 11/16/85	vs. NJ	7-2 W	9-6-2	20
18 11/17/85	at WPG	5-4 W	10-6-2	22
19 11/19/85	vs. MNS	3-3 T	10-6-3	23
20 11/23/85	at MTL	3-4 L	10-7-3	23
21 11/26/85	at QUE	3-1 W	11-7-3	25
22 11/27/85	at NYR	5-2 W	12-7-3	27
23 11/30/85	vs. NYI	4-3 L	13-7-3	29
24 12/01/85	at EDM	3-5 L	13-8-3	29
25 12/04/85	vs. HFD	8-5 W	14-8-3	31
26 12/06/85	vs. CHI	5-2 W	15-8-3	33
27 12/10/85	vs. LA	6-5 W	16-8-3	35
28 12/12/85	vs. LA	5-0 W	17-8-3	37
29 12/14/85	at VAN	3-4 L	17-9-3	37
30 12/17/85	at PIT	3-4 L	17-10-3	37
31 12/18/85	at HFD	3-4 L	17-11-3	37
32 12/20/85	at STL	2-5 L	17-12-3	37
33 12/22/85	at CHI	4-5 L/OT	17-13-3	37
34 12/28/85	vs. PHI	5-6 L	17-14-3	37
35 12/31/85	at MNS	3-6 L	17-15-3	37
36 01/02/86	vs. EDM	3-4 L	17-16-3	37
37 01/04/86	vs. MTL	5-6 L	17-17-3	37
38 01/05/86	at EDM	3-6 L	17-18-3	37
39 01/07/86	vs. HFD	1-9 L	17-19-3	37
40 01/09/86	vs. VAN	5-4 W/OT	18-19-3	39
41 01/12/86	at PHI	0-3 L	18-20-3	39
42 01/14/86	at WSH	4-3 W	19-20-3	41
43 01/16/86	at BOS	2-3 L	19-21-3	41
44 01/18/86	at DET	7-4 W	20-21-3	43
45 01/19/86	at TOR	9-5 W	21-21-3	45
46 01/22/86	vs. NJ	6-2 T	21-21-4	46
47 01/25/86	vs. PIT	5-2 W	22-21-4	48
48 01/27/86	vs. LA	6-3 W	23-21-4	50
49 01/29/86	at VAN	4-4 T	23-21-5	51
50 01/31/86	at EDM	4-7 L	23-22-5	51
51 02/01/86	vs. EDM	4-4 T	23-22-6	52
52 02/06/86	at LA	7-2 W	24-22-6	54
53 02/09/86	at LA	7-3 W	25-22-6	56
54 02/12/86	vs. WPG	4-2 W	26-22-6	58
55 02/14/86	vs. BUF	3-3 T	26-22-7	59
56 02/16/86	vs. QUE	3-6 L	26-23-7	59
57 02/18/86	vs. BOS	7-4 W	27-23-7	61
58 02/20/86	at TOR	6-7 L/OT	27-24-7	61
59 02/21/86	at VAN	4-0 W	28-24-7	63
60 02/23/86	at CHI	2-6 L	28-25-7	63
61 02/25/86	at STL	4-1 W	29-25-7	65
62 02/27/86	vs. PHI	7-4 W	30-25-7	67
63 03/01/86	vs. VAN	3-2 W	31-25-7	69
64 03/02/86	at LA	5-1 W	32-25-7	71
65 03/04/86	vs. PIT	6-3 W	33-25-7	73
66 03/06/86	vs. NYR	2-5 L	33-26-7	73
67 03/09/86	at DET	3-3 T	33-26-8	74
68 03/11/86	at NYI	4-8 L	33-27-8	74
69 03/12/86	at NYR	3-2 W	34-27-8	76
70 03/14/86	at QUE	2-6 L	34-28-8	76
71 03/15/86	at MTL	5-3 W	35-28-8	78
72 03/19/86	vs. MNS	5-6 L	35-29-8	78
73 03/21/86	vs. VAN	5-5 T	35-29-9	79
74 03/23/86	at WPG	7-4 W	36-29-9	81
75 03/26/86	at LA	3-7 L	36-30-9	81
76 03/28/86	vs. WPG	6-3 W	37-30-9	83
77 03/30/86	at VAN	2-4 L	37-31-9	83
78 04/01/86	vs. VAN	6-5 W	38-31-9	85
79 04/04/86	vs. EDM	9-3 W	39-31-9	87
80 04/06/86	at WPG	6-4 W	40-31-9	89

1984-85

DATE	OPP.	RESULT	RECORD	PTS
1 10/11/84	vs. STL	2-4 L	0-1-0	0
2 10/13/84	vs. QUE	7-2 W	1-1-0	2
3 10/14/84	at VAN	7-5 W	2-1-0	4
4 10/17/84	vs. WPG	7-4 W	3-1-0	6
5 10/19/84	vs. BOS	8-2 W	4-1-0	8
6 10/21/84	at EDM	4-6 L	4-2-0	8
7 10/23/84	vs. HFD	9-4 W	5-2-0	10
8 10/25/84	vs. WSH	5-3 W	6-2-0	12
9 10/27/84	at TOR	5-3 W	7-2-0	14
10 10/28/84	at BUF	2-6 L	7-3-0	14
11 10/31/84	at WSH	3-4 L/OT	7-4-0	14
12 11/01/84	at DET	9-5 W	8-4-0	16
13 11/04/84	at STL	2-5 L	8-5-0	16
14 11/07/84	vs. CHI	3-5 L	8-6-0	16
15 11/10/84	vs. MTL	3-3 T	8-6-1	17
16 11/13/84	vs. DET	5-4 W/OT	9-6-1	19
17 11/15/84	vs. EDM	6-2 W	10-6-1	21
18 11/16/84	at WPG	6-2 W	11-6-1	23
19 11/19/84	at LA	4-5 L	11-7-1	23
20 11/21/84	vs. VAN	6-4 W	12-7-1	25
21 11/23/84	vs. STL	1-3 L	12-8-1	25
22 11/25/84	at VAN	4-2 W	13-8-1	27
23 11/28/84	vs. NYI	5-2 W	14-8-1	29
24 12/01/84	at MNS	8-4 W	15-8-1	31
25 12/02/84	at WPG	6-8 L	15-9-1	31
26 12/05/84	at NYR	4-4 T	15-9-2	32
27 12/07/84	at NJ	3-3 T	15-9-3	33
28 12/08/84	at PIT	4-6 L	15-10-3	33
29 12/12/84	vs. WPG	9-2 W	16-10-3	35
30 12/15/84	at LA	5-6 L	16-11-3	35
31 12/18/84	vs. LA	3-6 L	16-12-3	35
32 12/20/84	vs. VAN	9-1 W	17-12-3	37
33 12/22/84	at EDM	1-7 L	17-13-3	37
34 12/23/84	at VAN	5-4 W	18-13-3	39
35 12/26/84	vs. EDM	5-6 L	18-14-3	39
36 12/28/84	vs. DET	3-4 L	18-15-3	39
37 12/30/84	at CHI	5-2 W	19-15-3	41
38 01/01/85	at WPG	5-3 W	20-15-3	43
39 01/03/85	vs. PHI	4-3 W	21-15-3	45
40 01/05/85	vs. MNS	4-4 T	21-15-4	46
41 01/09/85	vs. LA	4-4 T	21-15-5	47
42 01/11/85	at QUE	0-4 L	21-16-5	47
43 01/13/85	at PHI	1-7 L	21-17-5	47
44 01/15/85	at HFD	5-2 W	22-17-5	49
45 01/17/85	at BOS	4-3 W	23-17-5	51
46 01/21/85	at VAN	3-3 T	23-17-6	52
47 01/23/85	vs. NJ	6-3 W	24-17-6	54
48 01/25/85	vs. PIT	6-6 T	24-17-7	55
49 01/26/85	vs. VAN	6-2 W	25-17-7	57
50 01/28/85	at EDM	3-4 L	25-18-7	57
51 01/29/85	vs. EDM	2-4 L	25-19-7	57
52 01/31/85	vs. NYR	7-2 W	26-19-7	59
53 02/03/85	at BUF	1-6 L	26-20-7	59
54 02/05/85	at MTL	4-2 W	27-20-7	61
55 02/06/85	at HFD	7-4 W	28-20-7	63
56 02/09/85	vs. BUF	1-6 L	28-21-7	63
57 02/14/85	vs. WSH	3-4 L	28-22-7	63
58 02/16/85	vs. WPG	8-4 W	29-22-7	65
59 02/19/85	at NYI	4-8 L	29-23-7	65
60 02/20/85	at PIT	3-6 L	29-24-7	65
61 02/23/85	at NJ	5-1 W	30-24-7	67
62 02/24/85	at PHI	1-4 L	30-25-7	67
63 02/27/85	vs. NYI	3-1 W	31-25-7	69
64 03/01/85	vs. MTL	6-4 W	32-25-7	71
65 03/03/85	vs. LA	7-0 W	33-25-7	73
66 03/05/85	vs. EDM	3-5 L	33-26-7	73
67 03/07/85	vs. NYR	11-5 W	34-26-7	75
68 03/09/85	vs. QUE	2-2 T	34-26-8	76
69 03/13/85	at TOR	5-3 W	35-26-8	78
70 03/16/85	at BOS	5-3 W	36-26-8	80
71 03/18/85	at MNS	4-4 T	36-26-9	81
72 03/20/85	vs. TOR	7-4 W	37-26-9	83
73 03/22/85	vs. CHI	1-3 L	37-27-9	83
74 03/23/85	at LA	4-3 W	38-27-9	85
75 03/27/85	at LA	4-2 W	39-27-9	87
76 03/29/85	vs. LA	3-0 W	40-27-9	89
77 03/31/85	at WPG	4-4 T	40-27-10	90
78 04/03/85	vs. VAN	5-3 W	41-27-10	92
79 04/05/85	at EDM	5-5 T	41-27-11	93
80 04/07/85	vs. WPG	4-4 T	41-27-12	94

1983-84

DATE	OPP.	RESULT	RECORD	PTS
1 10/05/83	at VAN	5-3 W	1-0-0	2
2 10/09/83	at WPG	1-1 T	1-0-1	3
3 10/12/83	at MNS	5-7 L	1-1-1	3
4 10/15/83	vs. EDM	3-4 L	1-2-1	3
5 10/16/83	at DET	1-5 L	1-3-1	3
6 10/18/83	at NYI	4-3 W	2-3-1	5
7 10/19/83	at NYR	1-3 L	2-4-1	5
8 10/22/83	at DET	1-4 L	2-5-1	5
9 10/23/83	at CHI	4-7 L	2-6-1	5
10 10/26/83	vs. STL	5-4 W	3-6-1	7
11 10/28/83	vs. WPG	7-1 W	4-6-1	9
12 10/30/83	vs. VAN	4-3 W/OT	5-6-1	11
13 11/03/83	vs. PIT	3-3 T	5-6-2	12
14 11/05/83	vs. TOR	5-3 W	6-6-2	14
15 11/08/83	at PIT	4-4 T	6-6-3	15
16 11/09/83	at NYR	3-4 L	6-7-3	15
17 11/12/83	at NJ	4-3 W/OT	7-7-3	17
18 11/13/83	at BUF	2-11 L	7-8-3	17
19 11/17/83	vs. NJ	5-4 W	8-8-3	19
20 11/19/83	vs. BUF	2-5 L	8-9-3	19
21 11/21/83	at LA	7-4 W	9-9-3	21
22 11/24/83	vs. WPG	4-4 T	9-9-4	22
23 11/26/83	at LA	4-1 W	10-9-4	24
24 11/29/83	vs. PHI	5-8 L	10-10-4	24
25 12/01/83	vs. NYI	6-2 W	11-10-4	26
26 12/03/83	at MTL	2-4 L	11-11-4	26
27 12/06/83	at QUE	1-8 L	11-12-4	26
28 12/08/83	at WSH	3-4 L	11-13-4	26
29 12/10/83	at TOR	3-3 T	11-13-5	27
30 12/14/83	vs. QUE	4-2 W	12-13-5	29
31 12/16/83	at VAN	3-5 L	12-14-5	29
32 12/19/83	at WPG	7-6 W	13-14-5	31
33 12/21/83	at MTL	1-1 L	13-15-5	31
34 12/23/83	at EDM	5-5 T	13-16-5	32
35 12/26/83	at EDM	3-6 L	13-17-5	32
36 12/28/83	vs. BOS	3-5 L	13-17-6	32
37 12/30/83	vs. VAN	5-1 W	14-17-6	34
38 01/01/84	at WPG	3-3 T	14-17-7	35
39 01/03/84	vs. EDM	6-9 L	14-18-7	35
40 01/05/84	vs. MNS	5-4 W	15-18-7	37
41 01/07/84	at LA	1-7 L	15-19-7	37
42 01/11/84	vs. WPG	9-5 W	16-19-7	39
43 01/13/84	vs. HFD	3-3 T	16-19-8	40
44 01/15/84	vs. WSH	3-2 W	17-19-8	42
45 01/17/84	at STL	2-2 T	17-19-9	43
46 01/18/84	at DET	4-2 W	18-19-9	45
47 01/21/84	at MTL	3-2 W	19-19-9	47
48 01/25/84	vs. NJ	2-2 T	19-19-10	48
49 01/27/84	vs. LA	2-2 T	19-19-11	49
50 02/02/84	vs. NYR	8-1 W	20-19-11	51
51 02/03/84	at EDM	5-10 L	20-20-11	51
52 02/05/84	vs. VAN	4-2 W	21-20-11	53
53 02/07/84	at STL	2-1 W	22-20-11	55
54 02/08/84	at WSH	1-6 L	22-21-11	55

GAME-BY-GAME RESULTS

1982-83

DATE	OPP.	RESULT	RECORD	PTS
1 10/05/82	at EDM	5-7 L	0-1-0	0
2 10/07/82	vs. NYI	4-5 L	0-2-0	0
3 10/09/82	at LA	1-3 L	0-3-0	0
4 10/12/82	vs. EDM	9-4 W	1-3-0	2
5 10/14/82	vs. DET	6-4 W	2-3-0	4
6 10/16/82	at MNS	4-8 L	2-4-0	4
7 10/17/82	at WPG	5-5 T	2-4-1	5
8 10/19/82	vs. BOS	1-3 L	2-5-1	5
9 10/21/82	vs. HFD	10-3 W	3-5-1	7
10 10/23/82	at TOR	5-5 T	3-5-2	8
11 10/26/82	at NYI	2-7 L	3-6-2	8
12 10/27/82	at NYR	4-7 L	3-7-2	8
13 10/30/82	at PIT	4-1 W	4-7-2	10
14 11/01/82	at NJ	6-3 W	5-7-2	12
15 11/04/82	vs. WPG	7-5 W	6-7-2	14
16 11/06/82	vs. NYR	2-2 T	6-7-3	15
17 11/07/82	at WPG	2-5 L	6-8-3	15
18 11/09/82	vs. LA	5-4 W	7-8-3	17
19 11/13/82	at PIT	3-1 W	8-8-3	19
20 11/16/82	at WSH	3-5 L	8-9-3	19
21 11/18/82	at PHI	2-3 L	8-10-3	19
22 11/20/82	at HFD	4-4 T	8-10-4	20
23 11/21/82	at BOS	1-2 L	8-11-4	20
24 11/23/82	vs. WSH	6-3 W	9-11-4	22
25 11/25/82	vs. QUE	2-3 L	9-12-4	22
26 11/27/82	vs. NJ	3-4 L	9-13-4	22
27 11/29/82	at MNS	3-3 T	9-13-5	23
28 12/01/82	at LA	1-4 L	9-14-5	23
29 12/03/82	at VAN	5-4 W	10-15-5	25
30 12/04/82	at EDM	5-7 L	10-15-5	25
31 12/07/82	vs. LA	4-4 T	10-15-6	26
32 12/09/82	vs. STL	2-7 L	10-16-6	26
33 12/10/82	at WPG	6-4 W	11-16-6	28
34 12/12/82	at DET	3-7 L	11-17-6	28
35 12/16/82	vs. VAN	2-3 L	11-18-6	28
36 12/18/82	vs. MTL	4-5 L	11-19-6	28
37 12/21/82	vs. MNS	6-4 W	12-19-6	30
38 12/23/82	at VAN	6-3 W	13-19-6	32
39 12/26/82	vs. EDM	4-4 T	13-19-7	33
40 12/28/82	vs. CHI	3-2 W	14-19-7	35
41 12/30/82	vs. PHI	3-6 L	14-20-7	35
42 01/04/83	vs. EDM	3-6 L	14-21-7	35
43 01/06/83	vs. WPG	5-1 W	15-21-7	37
44 01/08/83	vs. DET	5-2 W	16-21-7	39
45 01/13/83	at VAN	6-4 W	17-21-7	41
46 01/15/83	vs. VAN	5-2 W	18-21-7	43
47 01/15/83	at QUE	2-7 L	18-22-7	43
48 01/18/83	at MTL	2-7 L	18-23-7	43
49 01/20/83	at PHI	2-5 L	18-24-7	43
50 01/22/83	at STL	7-6 W	19-24-7	45
51 01/25/83	at LA	8-6 W	20-24-7	47
52 01/27/83	vs. TOR	3-1 W	21-24-7	49
53 01/29/83	at EDM	4-5 L	21-25-7	49
54 02/01/83	vs. NYI	2-2 T	21-25-8	50
55 02/03/83	vs. MTL	7-3 W	22-25-8	52
56 02/05/83	vs. PIT	7-4 W	23-25-8	54
57 02/10/83	vs. QUE	3-3 T	23-25-9	55
58 02/12/83	vs. BUF	4-2 W	24-25-9	57
59 02/16/83	at CHI	3-5 L	24-26-9	57
60 02/18/83	at BUF	1-5 L	24-27-9	57
61 02/19/83	at TOR	3-5 L	24-28-9	57
62 02/22/83	vs. EDM	4-1 W	25-28-9	59
63 02/24/83	vs. WSH	2-4 L	25-29-9	59
64 02/26/83	vs. STL	7-2 W	26-29-9	61
65 02/27/83	at VAN	2-6 L	26-30-9	61
66 03/01/83	vs. VAN	8-1 W	27-30-9	63
67 03/05/83	vs. LA	4-4 T	27-30-10	64
68 03/08/83	at LA	4-6 L	27-31-10	64
69 03/10/83	vs. WPG	6-3 W	28-31-10	66
70 03/12/83	vs. NYR	1-4 L	28-32-10	66
71 03/14/83	at NJ	7-0 W	29-32-10	68
72 03/16/83	at BUF	3-5 L	29-33-10	68
73 03/19/83	at BOS	2-2 T	29-33-11	69
74 03/20/83	at HFD	2-2 T	29-33-12	70
75 03/24/83	vs. CHI	6-5 W	30-33-12	72
76 03/26/83	vs. WPG	2-5 L	30-34-12	72
77 03/27/83	at WPG	4-3 W	31-34-12	74
78 03/29/83	vs. LA	5-3 W	32-34-12	76
79 03/31/83	vs. VAN	4-4 T	32-34-13	77
80 04/03/83	at EDM	3-3 T	32-34-14	78

1981-82

DATE	OPP.	RESULT	RECORD	PTS
1 10/08/81	vs. VAN	1-1 T	0-0-1	1
2 10/10/81	at STL	6-4 W	1-0-1	3
3 10/11/81	at CHI	0-3 L	1-1-1	3
4 10/13/81	at LA	3-4 L	1-2-1	3
5 10/15/81	vs. WPG	4-5 L	1-3-1	3
6 10/16/81	at EDM	4-8 L	1-4-1	3
7 10/20/81	vs. EDM	4-5 L	1-5-1	3
8 10/22/81	vs. PIT	3-3 T	1-5-2	4
9 10/24/81	vs. HFD	7-3 W	2-5-2	6
10 10/28/81	at MNS	1-6 L	2-6-2	6
11 10/29/81	at DET	4-12 L	2-7-2	6
12 11/01/81	at NYR	2-4 L	2-8-2	6
13 11/03/81	at NYI	2-2 T	2-8-3	7
14 11/04/81	at BUF	3-3 T	2-8-4	8
15 11/07/81	at STL	2-4 L	2-9-4	8
16 11/08/81	at CHI	4-10 L	2-10-4	8
17 11/10/81	vs. STL	0-7 L	2-11-4	8
18 11/12/81	vs. QUE	3-2 W	3-11-4	10
19 11/15/81	vs. VAN	4-7 L	3-12-4	10
20 11/17/81	vs. WPG	6-4 W	4-12-4	12
21 11/19/81	vs. LA	6-3 W	5-12-4	14
22 11/21/81	vs. DET	4-4 T	5-12-5	15
23 11/24/81	vs. CR	9-2 W	6-12-5	17
24 11/26/81	vs. LA	7-1 W	7-12-5	19
25 11/28/81	vs. CHI	4-4 T	7-12-6	20
26 12/02/81	at WSH	3-9 L	7-13-6	20
27 12/03/81	at PHI	1-6 L	7-14-6	20
28 12/05/81	at MTL	7-4 W	8-14-6	22
29 12/08/81	at QUE	7-4 W	9-14-6	24
30 12/12/81	vs. NYI	3-3 T	9-14-7	25
31 12/13/81	at VAN	7-6 W	10-14-7	27
32 12/17/81	vs. EDM	4-5 L	10-15-7	27
33 12/19/81	vs. CR	5-5 T	11-15-7	29
34 12/20/81	at EDM	7-5 W	12-15-7	31
35 12/23/81	vs. MNS	4-4 T	12-15-8	32
36 12/26/81	at CR	3-6 L	12-16-8	32
37 12/28/81	vs. PHI	4-7 L	12-17-8	32
38 12/30/81	vs. BOS	2-4 L	12-18-8	32
39 01/02/82	at LA	5-5 T	12-18-9	33
40 01/05/82	vs. CR	5-4 W	13-18-9	35
41 01/07/82	vs. TOR	4-4 T	13-18-10	36
42 01/09/82	at EDM	2-7 L	13-19-10	36
43 01/10/82	vs. EDM	5-1 W	14-19-10	38
44 01/13/82	at VAN	1-5 L	14-20-10	38
45 01/14/82	vs. LA	5-2 W	15-20-10	40
46 01/16/82	vs. PIT	4-0 W	16-20-10	42
47 01/17/82	at CR	5-3 W	17-20-10	44
48 01/20/82	at TOR	4-4 T	17-20-11	45
49 01/21/82	at DET	7-4 W	18-20-11	47
50 01/23/82	at MTL	2-6 L	18-21-11	47
51 01/25/82	at BOS	3-3 T	18-21-12	48
52 01/27/82	at HFD	1-3 L	18-22-12	48
53 01/30/82	vs. BUF	3-2 W	19-22-12	50
54 02/02/82	vs. MTL	3-5 L	19-23-12	50
55 02/04/82	vs. NYR	4-4 T	19-23-13	51
56 02/05/82	at WPG	4-6 L	19-24-13	51
57 02/08/82	vs. TOR	8-2 W	20-24-13	53
58 02/11/82	vs. WSH	3-5 L	20-25-13	53
59 02/13/82	vs. BOS	6-3 W	21-25-13	55
60 02/16/82	vs. HFD	7-2 W	22-25-13	57
61 02/18/82	vs. MNS	2-2 T	22-25-14	58
62 02/20/82	at LA	2-6 L	22-26-14	58
63 02/23/82	at VAN	2-2 T	22-26-15	59
64 02/25/82	vs. VAN	11-4 W	23-26-15	61
65 02/27/82	vs. PHI	8-9 L	23-27-15	61
66 03/02/82	at NYI	3-6 L	23-28-15	61
67 03/03/82	at NYR	2-4 L	23-29-15	61
68 03/05/82	at WSH	6-8 L	23-30-15	61
69 03/07/82	at PIT	4-4 T	23-30-16	62
70 03/08/82	at QUE	9-4 W	24-30-16	64
71 03/11/82	vs. VAN	6-3 W	25-30-16	66
72 03/13/82	vs. BUF	4-1 W	26-30-16	68
73 03/17/82	at LA	4-9 L	26-31-16	68
74 03/19/82	at EDM	3-3 T	26-31-17	69
75 03/25/82	at CR	4-2 W	27-31-17	71
76 03/25/82	vs. EDM	2-7 L	27-32-17	71
77 03/27/82	at VAN	2-7 L	27-33-17	71
78 03/30/82	vs. LA	7-5 W	28-33-17	73
79 04/01/82	vs. CR	11-0 W	29-33-17	75
80 04/03/82	at CR	1-3 L	29-34-17	75

1980-81

	DATE	OPP.	RESULT	RECORD	PTS
1	10/09/80	vs. QUE	5-5 T	0-0-1	1
2	10/11/80	at CR	2-6 L	0-1-1	1
3	10/12/80	at CHI	3-3 T	0-1-2	2
4	10/14/80	vs. LA	4-2 W	1-1-2	4
5	10/16/80	vs. BOS	2-1 W	2-1-2	6
6	10/18/80	vs. MNS	6-2 W	3-1-2	8
7	10/22/80	at EDM	3-5 L	3-2-2	8
8	10/23/80	vs. TOR	4-5 L	3-3-2	8
9	10/25/80	at PIT	8-2 W	4-3-2	10
10	10/28/80	at PHI	0-8 L	4-4-2	10
11	10/30/80	at BOS	3-1 W	5-4-2	12
12	11/01/80	at STL	3-2 W	6-4-2	14
13	11/02/80	at MNS	3-8 L	6-5-2	14
14	11/05/80	at WPG	5-5 T	6-5-3	15
15	11/08/80	vs. STL	4-2 W	7-5-3	17
16	11/11/80	vs. NYR	7-3 W	8-5-3	19
17	11/13/80	vs. CHI	4-4 T	8-5-4	20
18	11/16/80	vs. CR	3-4 L	8-6-4	20
19	11/20/80	at WSH	2-4 L	8-7-4	20
20	11/22/80	at QUE	3-3 T	8-7-5	21
21	11/25/80	at MTL	5-4 W	9-7-5	23
22	11/27/80	at BUF	3-6 L	9-8-5	23
23	11/29/80	at STL	3-9 L	9-9-5	23
24	11/30/80	at WPG	4-1 W	10-9-5	25
25	12/04/80	vs. WPG	3-1 W	11-9-5	27
26	12/06/80	vs. HFD	3-5 L	11-10-5	27
27	12/08/80	at LA	4-2 W	12-10-5	29
28	12/11/80	vs. BUF	8-4 W	13-10-5	31
29	12/13/80	vs. NYI	4-4 T	13-10-6	32
30	12/18/80	vs. MTL	0-4 L	13-11-6	32
31	12/20/80	vs. PIT	3-3 T	13-11-7	33
32	12/22/80	at NYR	3-2 W	14-11-7	35
33	12/23/80	at NYI	2-2 T	14-11-8	36
34	12/26/80	at CR	2-5 L	14-12-8	36
35	12/27/80	vs. PHI	2-1 W	15-12-8	38
36	12/30/80	vs. EDM	5-3 W	16-12-8	40
37	01/02/81	vs. LA	7-6 W	17-12-8	42
38	01/04/81	vs. TOR	8-5 W	18-12-8	44
39	01/05/81	at LA	2-5 L	18-13-8	44
40	01/08/81	vs. WSH	6-0 W	19-13-8	46
41	01/10/81	at DET	1-4 L	19-14-8	46
42	01/11/81	at CHI	1-2 L	19-15-8	46
43	01/13/81	vs. NYR	4-4 T	19-15-9	47
44	01/15/81	vs. DET	10-0 W	20-15-9	49
45	01/17/81	vs. WPG	4-2 W	21-15-9	51
46	01/19/81	at NYR	3-6 L	21-16-9	51
47	01/20/81	at NYI	0-5 L	21-17-9	51
48	01/23/81	at HFD	4-2 W	22-17-9	53
49	01/24/81	at PIT	3-4 L	22-18-9	53
50	01/26/81	at MNS	2-3 L	22-19-9	53
51	01/29/81	vs. MTL	4-4 T	22-19-10	54
52	01/31/81	vs. CHI	3-3 T	22-19-11	55
53	02/01/81	at VAN	2-6 L	22-20-11	55
54	02/05/81	vs. WSH	5-2 W	23-20-11	57
55	02/07/81	at PIT	5-4 W	24-20-11	59
56	02/08/81	vs. EDM	10-4 W	25-20-11	61
57	02/12/81	vs. QUE	5-3 W	26-20-11	63
58	02/14/81	vs. BUF	4-4 T	26-20-12	64
59	02/17/81	vs. STL	2-5 L	26-21-12	64
60	02/19/81	vs. PHI	5-4 W	27-21-12	66
61	02/21/81	vs. BOS	7-2 W	28-21-12	68
62	02/22/81	at VAN	5-3 W	29-21-12	70
63	02/25/81	vs. NYI	11-4 W	30-21-12	72
64	02/27/81	vs. HFD	5-1 W	31-21-12	74
65	03/03/81	at WSH	6-3 W	32-21-12	76
66	03/04/81	at BUF	0-4 L	32-22-12	76
67	03/07/81	at TOR	6-4 W	33-22-12	78
68	03/08/81	at HFD	5-4 W	34-22-12	80
69	03/10/81	vs. VAN	11-2 W	35-22-12	82
70	03/12/81	vs. MNS	6-3 W	36-22-12	84
71	03/15/81	vs. EDM	3-3 T	36-22-13	85
72	03/19/81	at DET	6-3 W	37-22-13	87
73	03/21/81	at BOS	3-4 L	37-23-13	87
74	03/22/81	at PHI	2-6 L	37-24-13	87
75	03/25/81	at QUE	2-4 L	37-25-13	87
76	03/26/81	at MTL	2-8 L	37-26-13	87
77	03/28/81	at TOR	5-9 L	37-27-13	87
78	03/31/81	vs. DET	5-5 T	37-27-14	88
79	04/02/81	vs. CR	5-3 W	38-27-14	90
80	04/04/81	vs. VAN	6-5 W	39-27-14	90

GAME-BY-GAME RESULTS

1979-80

DATE	OPP.	RESULT	RECORD	PTS
1 10/10/79	at QUE	5-3 W	1-0-0	2
2 10/11/79	at MTL	1-3 L	1-1-0	2
3 10/13/79	vs. PHI	9-2 W	2-1-0	4
4 10/16/79	at NYI	1-5 L	2-2-0	4
5 10/18/79	at PHI	2-6 L	2-3-0	4
6 10/20/79	vs. CHI	2-2 T	2-3-1	5
7 10/23/79	vs. MTL	3-5 L	2-4-1	5
8 10/26/79	vs. EDM	7-3 W	3-4-1	7
9 10/27/79	at STL	3-0 W	4-4-1	9
10 10/30/79	vs. CR	3-1 W	5-4-1	11
11 11/02/79	vs. QUE	4-4 T	5-4-2	12
12 11/03/79	at PIT	3-3 T	5-4-3	13
13 11/06/79	vs. WPG	8-0 W	6-4-3	15
14 11/09/79	vs. NYI	5-2 W	7-4-3	17
15 11/11/79	at BOS	3-6 L	7-5-3	17
16 11/13/79	vs. VAN	3-5 L	7-6-3	17
17 11/15/79	at BUF	1-5 L	7-7-3	17
18 11/16/79	vs. NYR	4-2 W	8-7-3	19
19 11/18/79	at WSH	4-2 W	9-7-3	21
20 11/21/79	vs. DET	4-1 W	10-7-3	23
21 11/23/79	vs. PIT	4-1 W	11-7-3	25
22 11/25/79	at HFD	2-4 L	11-8-3	25
23 11/27/79	vs. TOR	3-5 L	11-9-3	25
24 12/04/79	vs. LA	2-6 L	11-10-3	25
25 12/05/79	at BUF	1-6 L	11-11-3	25
26 12/08/79	at MNS	1-4 L	11-12-3	25
27 12/09/79	at WPG	5-4 W	12-12-3	27
28 12/12/79	at EDM	5-5 T	12-12-4	28
29 12/14/79	vs. MNS	3-2 W	13-12-4	30
30 12/15/79	at TOR	1-8 L	13-13-4	30
31 12/21/79	vs. STL	1-5 L	13-14-4	30
32 12/22/79	at STL	7-3 W	14-14-4	32
33 12/26/79	vs. BOS	3-5 L	14-15-4	32
34 12/28/79	vs. PIT	2-4 L	14-16-4	32
35 12/29/79	at PIT	2-3 L	14-17-4	32
36 01/04/80	vs. DET	3-6 L	14-18-4	32
37 10/06/80	at NYR	5-2 T	14-18-5	33
38 01/08/80	vs. WPG	2-0 W	15-18-5	35
39 01/11/80	vs. QUE	4-3 W	16-18-5	37
40 01/12/80	at BOS	3-5 L	16-19-5	37
41 01/14/80	at MTL	2-3 L	16-20-5	37
42 01/16/80	at VAN	5-3 W	17-20-5	39
43 01/17/80	at CR	4-1 W	18-20-5	41
44 01/19/80	at LA	4-2 W	19-20-5	43
45 01/21/80	vs. BUF	3-3 T	19-20-6	44
46 01/22/80	vs. TOR	2-4 L	19-21-6	44
47 01/25/80	vs. CHI	4-4 T	19-21-7	45
48 01/26/80	at DET	4-3 W	20-21-7	47
49 01/28/80	at HFD	1-6 L	20-22-7	47
50 01/30/80	at QUE	4-1 W	21-22-7	49
51 02/01/80	vs. WSH	4-2 W	22-22-7	51
52 02/02/80	vs. HFD	5-3 W	23-22-7	53
53 02/08/80	at EDM	4-2 W	24-22-7	55
54 02/10/80	at CR	6-1 W	25-22-7	57
55 02/13/80	at DET	2-2 T	25-22-8	58
56 02/16/80	at MNS	2-2 T	25-22-9	59
57 02/17/80	at CHI	2-3 L	25-23-9	59
58 02/19/80	vs. MNS	4-4 T	25-23-10	60
59 02/21/80	vs. WSH	3-0 W	26-23-10	62
60 02/23/80	vs. HFD	5-6 L	26-24-10	62
61 02/26/80	vs. MTL	3-3 T	26-24-11	63
62 03/01/80	vs. CR	4-1 W	27-24-11	65
63 03/05/80	at LA	3-1 W	28-24-11	67
64 03/07/80	at VAN	9-3 W	29-24-11	69
65 03/09/80	at WPG	5-2 W	30-24-11	71
66 03/10/80	vs. VAN	2-5 L	30-25-11	71
67 03/13/80	vs. LA	2-2 T	30-25-12	72
68 03/15/80	vs. PHI	4-3 W	31-25-12	74
69 03/17/80	at TOR	5-1 W	32-25-12	76
70 03/18/80	at NYI	3-6 L	32-26-12	76
71 03/20/80	vs. STL	8-4 W	33-26-12	78
72 03/22/80	vs. BOS	2-5 L	33-27-12	78
73 03/23/80	at CHI	2-4 L	33-28-12	78
74 03/25/80	vs. EDM	4-5 L	33-29-12	78
75 03/28/80	vs. NYR	4-2 W	34-29-12	80
76 03/30/80	at PHI	2-4 L	34-30-12	80
77 04/01/80	vs. BUF	2-5 L	34-31-12	80
78 04/02/80	at NYR	7-3 W	35-31-12	82
79 04/04/80	vs. NYI	3-7 L	35-32-12	82
80 04/05/80	at WSH	4-4 T	35-32-13	83

1978-79

DATE	OPP.	RESULT	RECORD	PTS
1 10/11/78	at CHI	4-4 T	0-0-1	1
2 10/13/78	vs. WSH	3-3 T	0-0-2	2
3 10/14/78	at WSH	6-3 W	1-0-2	4
4 10/17/78	vs. CR	8-2 W	2-0-2	6
5 10/20/78	vs. MTL	7-5 W	3-0-2	8
6 10/22/78	at PHI	5-2 W	4-0-2	10
7 10/24/78	vs. LA	7-2 W	5-0-2	12
8 10/27/78	vs. NYI	8-5 W	6-0-2	14
9 10/28/78	at PIT	4-2 W	7-0-2	16
10 10/31/78	at STL	5-2 W	8-0-2	18
11 11/01/78	vs. PHI	3-0 W	9-0-2	20
12 11/03/78	vs. PIT	2-0 W	10-0-2	22
13 11/04/78	at MTL	2-4 L	10-1-2	22
14 11/07/78	vs. VAN	4-2 W	11-1-2	24
15 11/10/78	vs. CHI	5-2 W	12-1-2	26
16 11/11/78	at NYI	2-4 L	12-2-2	26
17 11/14/78	at WSH	7-8 L	12-3-2	26
18 11/15/78	vs. DET	5-3 W	13-3-2	28
19 11/17/78	vs. BOS	2-6 L	13-4-2	28
20 11/19/78	at NYR	3-1 W	14-4-2	30
21 11/21/78	vs. TOR	3-4 L	14-5-2	30
22 11/24/78	vs. STL	4-1 W	15-5-2	32
23 11/26/78	at BOS	2-4 L	15-6-2	32
24 11/29/78	vs. NYR	3-5 L	15-7-2	32
25 12/01/78	vs. MNS	3-4 L	15-8-2	32
26 12/02/78	at MNS	3-5 L	15-9-2	32
27 12/05/78	at VAN	0-3 L	15-10-2	32
28 12/08/78	at CR	4-3 W	16-10-2	34
29 12/09/78	at LA	1-5 L	16-11-2	34
30 12/13/78	at DET	5-5 T	16-11-3	35
31 12/14/78	vs. CR	5-3 W	17-11-3	37
32 12/16/78	vs. PHI	7-2 W	18-11-3	39
33 12/19/78	at STL	4-7 L	18-12-3	39
34 12/21/78	at BUF	4-5 L	18-13-3	39
35 12/22/78	vs. TOR	3-1 W	19-13-3	41
36 12/26/78	vs. NYR	3-5 L	19-14-3	41
37 12/28/78	vs. NYI	4-10 L	19-15-3	41
38 12/30/78	at NYI	2-4 L	19-16-3	41
39 12/31/78	at NYR	6-5 W	20-16-3	43
40 01/03/79	at TOR	4-1 W	21-16-3	45
41 01/05/79	vs. PIT	3-3 T	21-16-4	46
42 01/09/79	vs. BUF	5-3 W	22-16-4	48
43 01/12/79	vs. NYI	1-4 L	22-17-4	48
44 01/14/79	vs. NYR	4-6 L	22-18-4	48
45 01/16/79	vs. PHI	5-0 W	23-18-4	50
46 01/19/79	vs. CHI	6-1 W	24-18-4	52
47 01/20/79	at DET	4-3 W	25-18-4	54
48 01/22/79	at BOS	1-3 L	25-19-4	54
49 01/25/79	at MTL	0-6 L	25-20-4	54
50 01/26/79	vs. TOR	4-2 W	26-20-4	56
51 01/28/79	vs. DET	7-2 W	27-20-4	58
52 01/31/79	at BUF	5-2 W	28-20-4	60
53 02/01/79	vs. VAN	4-1 W	29-20-4	62
54 02/03/79	vs. CHI	2-4 L	29-21-4	62
55 02/04/79	at PHI	4-7 L	29-22-4	62
56 02/14/79	at CHI	4-4 T	29-22-5	63
57 02/17/79	at CR	5-1 W	30-22-5	65
58 02/18/79	at STL	6-4 W	31-22-5	67
59 02/20/79	vs. WSH	5-3 W	32-22-5	69
60 02/23/79	vs. MNS	2-2 T	32-22-6	70
61 02/24/79	at MNS	6-3 W	33-22-6	72
62 02/28/79	at TOR	6-4 W	34-22-6	74
63 03/02/79	vs. NYI	3-2 W	35-22-6	76
64 03/02/79	at NYI	2-4 L	35-23-6	76
65 03/08/79	vs. BOS	7-5 W	36-23-6	78
66 03/10/79	vs. BUF	5-5 T	36-23-7	79
67 03/11/79	at BUF	4-9 L	36-24-7	79
68 03/14/79	at NYR	6-4 W	37-24-7	81
69 03/15/79	at PHI	4-5 L	37-25-7	81
70 03/17/79	at VAN	1-2 L	37-26-7	81
71 03/20/79	at LA	3-4 L	37-27-7	81
72 03/21/79	vs. PHI	1-4 L	37-28-7	81
73 03/25/79	vs. STL	8-2 W	38-28-7	83
74 03/27/79	vs. MTL	4-6 L	38-29-7	83
75 03/30/79	vs. LA	5-3 W	39-29-7	85
76 04/01/79	at PIT	7-2 W	40-29-7	87
77 04/03/79	at NYI	2-3 L	40-30-7	87
78 04/04/79	at NYR	3-3 T	40-30-8	88
79 04/06/79	vs. NYR	9-2 W	41-30-8	90
80 04/08/79	at PHI	2-4 L	41-31-8	90

1977-78

	DATE	OPP.	RESULT	RECORD	PTS
1	10/13/77	at BOS	2-2 T	0-0-1	1
2	10/15/77	vs. STL	3-1 W	1-0-1	3
3	10/19/77	vs. MNS	5-1 W	2-0-1	5
4	10/21/77	vs. NYI	3-3 T	2-0-2	6
5	10/22/77	at PIT	2-5 L	2-1-2	6
6	10/25/77	at STL	2-2 T	2-1-3	7
7	10/26/77	vs. WSH	2-6 L	2-2-3	7
8	10/29/77	vs. NYR	4-3 W	3-2-3	9
9	11/01/77	at NYI	0-9 L	3-3-3	9
10	11/02/77	at MTL	2-2 T	3-3-4	10
11	11/04/77	vs. PIT	5-2 W	4-3-4	12
12	11/06/77	at CHI	3-3 T	4-3-5	13
13	11/09/77	vs. TOR	0-4 L	4-4-5	13
14	11/12/77	vs. BOS	3-6 L	4-5-5	13
15	11/13/77	at NYR	5-2 W	5-5-5	15
16	11/16/77	vs. BUF	2-6 L	5-6-5	15
17	11/18/77	vs. DET	5-3 W	6-6-5	17
18	11/20/77	at PHI	0-4 L	6-7-5	17
19	11/22/77	vs. MNS	4-2 W	7-7-5	19
20	11/23/77	at WSH	2-2 T	7-7-6	20
21	11/26/77	vs. LA	4-4 T	7-7-7	21
22	11/29/77	at MNS	3-4 L	7-8-7	21
23	12/02/77	at VAN	2-3 L	7-9-7	21
24	12/03/77	at LA	1-4 L	7-10-7	21
25	12/05/77	at MTL	2-2 T	7-10-8	22
26	12/07/77	vs. VAN	2-2 T	7-10-9	23
27	12/10/77	vs. WSH	5-1 W	8-10-9	25
28	12/11/77	at PIT	5-1 W	9-10-9	27
29	12/15/77	vs. CLE	3-6 L	9-11-9	27
30	12/17/77	vs. PHI	3-4 L	9-12-9	27
31	12/18/77	at CHI	0-3 L	9-13-9	27
32	12/20/77	at VAN	2-2 T	9-13-10	28
33	12/23/77	at CR	6-2 W	10-13-10	30
34	12/27/77	vs. CHI	2-4 L	10-14-10	30
35	12/29/77	vs. STL	5-4 W	11-14-10	32
36	12/31/77	at TOR	3-0 W	12-14-10	34
37	01/01/78	at BUF	2-2 T	12-14-11	35
38	01/04/78	vs. MTL	1-4 L	12-15-11	35
39	01/06/78	at PHI	5-3 W	13-15-11	37
40	01/09/78	at TOR	5-2 W	14-15-11	39
41	01/11/78	vs. CR	4-2 W	15-15-11	41
42	01/14/78	vs. LA	4-8 L	15-16-11	41
43	01/16/78	at PHI	3-5 L	15-17-11	41
44	01/18/78	vs. PIT	1-0 W	16-17-11	43
45	01/20/78	vs. NYR	5-3 W	17-17-11	45
46	01/22/78	at MNS	4-3 W	18-17-11	47
47	01/26/78	vs. MTL	2-5 L	18-18-11	47
48	01/28/78	vs. TOR	5-7 L	18-19-11	47
49	01/29/78	at CLE	6-2 W	19-19-11	49
50	01/31/78	vs. MNS	7-4 W	20-19-11	51
51	02/02/78	vs. NYI	2-5 L	20-20-11	51
52	02/04/78	vs. COL	2-2 T	20-20-12	52
53	02/07/78	at VAN	4-2 W	21-20-12	54
54	02/09/78	at LA	4-2 W	22-20-12	56
55	02/10/78	at CR	2-3 L	22-21-12	56
56	02/12/78	at CHI	2-2 T	22-21-13	57
57	02/15/78	at CLE	5-5 T	22-21-14	58
58	02/16/78	at DET	3-5 L	22-22-14	58
59	02/18/78	at NYI	3-3 T	22-22-15	59
60	02/22/78	vs. NYI	3-3 T	22-22-16	60
61	02/25/78	vs. DET	2-2 T	22-22-17	61
62	02/27/78	at NYR	5-2 W	23-22-17	63
63	03/01/78	vs. BUF	3-4 L	23-23-17	63
64	03/02/78	at BOS	3-4 L	23-24-17	63
65	03/03/78	vs. CLE	9-3 W	24-24-17	65
66	03/07/78	at PHI	3-5 L	24-25-17	65
67	03/08/78	vs. VAN	8-3 W	25-25-17	67
68	03/11/78	vs. CHI	4-1 W	26-25-17	69
69	03/14/78	at CR	4-4 T	26-25-18	70
70	03/15/78	at STL	6-2 W	27-25-18	72
71	03/18/78	at NYI	5-2 W	28-25-18	74
72	03/22/78	at DET	1-4 L	28-26-18	74
73	03/23/78	vs. STL	5-3 W	29-26-18	76
74	03/25/78	vs. BOS	6-3 W	30-26-18	78
75	03/29/78	vs. TOR	7-4 W	31-26-18	80
76	04/01/78	vs. NYR	6-0 W	32-26-18	82
77	04/02/78	at BUF	4-2 W	33-26-18	84
78	04/05/78	at NYR	4-2 W	34-26-18	86
79	04/08/78	vs. PHI	1-1 T	34-26-19	87
80	04/09/78	at WSH	2-4 L	34-27-19	89

GAME-BY-GAME RESULTS

1976-77

DATE	OPP.	RESULT	RECORD	PTS
1 10/05/76	at WSH	5-6 L	0-1-0	0
2 10/07/76	vs. LA	4-2 W	1-1-0	2
3 10/09/76	vs. PHI	4-3 W	2-1-0	4
4 10/12/76	at NYI	0-7 L	2-2-0	4
5 10/13/76	at CLE	4-2 W	3-2-0	6
6 10/15/76	vs. PIT	2-1 W	4-2-0	8
7 10/17/76	at BUF	6-5 W	5-2-0	10
8 10/20/76	at MNS	3-4 L	5-3-0	10
9 10/22/76	vs. VAN	3-5 L	5-4-0	10
10 10/24/76	at PIT	3-3 T	5-4-1	11
11 10/27/76	at CR	2-4 L	5-5-1	11
12 10/28/76	at LA	1-5 L	5-6-1	11
13 10/30/76	at VAN	3-3 T	5-6-2	12
14 11/03/76	vs. WSH	7-0 W	6-6-2	14
15 11/05/76	vs. TOR	2-4 L	6-7-2	14
16 11/07/76	at DET	0-0 T	6-7-3	15
17 11/10/76	vs. MTL	2-2 T	6-7-4	16
18 11/12/76	vs. CLE	3-3 T	6-7-5	17
19 11/13/76	at STL	5-3 W	7-7-5	19
20 11/17/76	vs. CR	6-3 W	8-7-5	21
21 11/19/76	vs. CHI	5-3 W	9-7-5	23
22 11/21/76	at PHI	5-6 L	9-8-5	23
23 11/24/76	vs. STL	6-2 W	10-8-5	25
24 11/26/76	vs. WSH	5-2 W	11-8-5	27
25 11/30/76	vs. NYR	2-2 T	11-8-6	28
26 12/03/76	vs. BOS	3-1 W	12-8-6	30
27 12/04/76	at STL	1-0 W	13-8-6	32
28 12/08/76	at MNS	5-0 W	14-8-6	34
29 12/10/76	vs. MNS	3-3 T	15-8-6	35
30 12/11/76	vs. CHI	3-1 W	15-8-7	37
31 12/15/76	vs. LA	1-3 L	15-9-7	37
32 12/17/76	vs. NYI	2-4 L	15-10-7	37
33 12/18/76	at DET	3-6 L	15-11-7	37
34 12/20/76	at TOR	2-6 L	15-12-7	37
35 12/22/76	vs. DET	2-1 W	16-12-7	39
36 12/27/76	vs. CR	6-2 W	17-12-7	41
37 12/29/76	vs. BUF	6-1 L	17-13-7	41
38 12/31/76	at NYR	4-2 W	18-13-7	43
39 01/02/77	at MTL	0-7 L	18-14-7	43
40 01/05/77	vs. VAN	4-1 W	19-14-7	45
41 01/07/77	vs. NYI	4-5 L	19-15-7	45
42 01/08/77	at NYI	3-6 L	19-16-7	45
43 01/12/77	vs. NYR	6-1 W	20-16-7	47
44 01/14/77	vs. STL	3-2 W	21-16-7	49
45 01/16/77	at PIT	6-5 W	22-16-7	51
46 01/20/77	at MNS	4-4 T	22-16-8	52
47 01/22/77	vs. PHI	4-4 T	22-16-9	53
48 01/23/77	at BOS	0-3 L	22-17-9	53
49 01/27/77	at BUF	1-1 T	22-17-10	54
50 01/28/77	vs. CR	3-3 T	22-17-11	55
51 01/31/77	vs. TOR	7-3 W	23-17-11	57
52 02/02/77	at CHI	2-4 L	23-18-11	57
53 02/04/77	vs. BOS	6-3 W	24-18-11	59
54 02/07/77	at PHI	4-7 L	24-19-11	59
55 02/09/77	at TOR	1-5 L	24-20-11	59
56 02/12/77	at STL	1-3 L	24-21-11	59
57 02/13/77	at CHI	2-4 L	24-22-11	59
58 02/17/77	at LA	4-3 W	25-22-11	61
59 02/19/77	at VAN	1-5 L	25-23-11	61
60 02/21/77	at MTL	2-3 L	25-24-11	61
61 02/23/77	vs. MTL	2-4 L	25-25-11	61
62 02/25/77	vs. MNS	6-2 W	26-25-11	63
63 02/26/77	at NYI	2-8 L	26-26-11	63
64 03/02/77	vs. VAN	1-2 L	26-27-11	63
65 03/05/77	vs. CLE	1-2 L	26-28-11	63
66 03/06/77	at WSH	4-2 W	27-28-11	65
67 03/08/77	at BOS	2-3 L	27-29-11	65
68 03/09/77	vs. NYI	2-6 L	27-30-11	65
69 03/12/77	vs. NYR	6-3 W	28-30-11	67
70 03/13/77	at NYR	5-3 W	29-30-11	69
71 03/15/77	vs. PIT	7-3 W	30-30-11	71
72 03/17/77	at PHI	4-1 W	31-30-11	73
73 03/19/77	at TOR	4-5 L	31-31-11	73
74 03/20/77	at CLE	4-5 L	31-32-11	73
75 03/22/77	vs. BUF	3-6 L	31-33-11	73
76 03/24/77	vs. DET	3-1 W	32-33-11	75
77 03/26/77	at CR	2-1 W	33-33-11	77
78 03/30/77	at NYR	3-4 W	33-34-11	79
79 04/01/77	vs. CHI	6-4 W	34-34-11	79
80 04/03/77	vs. PHI	3-3 T	34-34-12	80

1975-76

DATE	OPP.	RESULT	RECORD	PTS
1 10/08/75	vs. CAL	3-4 L	0-1-0	0
2 10/10/75	vs. NYR	1-2 L	0-2-0	0
3 10/15/75	at NYR	1-3 L	0-3-0	0
4 10/17/75	vs. NYI	0-2 L	0-4-0	0
5 10/18/75	at KC	5-3 W	1-4-0	2
6 10/22/75	vs. STL	1-1 T	1-4-1	3
7 10/24/75	vs. LA	7-1 W	2-4-1	5
8 10/25/75	at STL	3-7 L	2-5-1	5
9 10/28/75	at VAN	3-2 W	3-5-1	7
10 10/31/75	at CAL	2-0 W	4-5-1	9
11 11/01/75	at LA	1-3 L	4-6-1	9
12 11/05/75	vs. MTL	1-3 L	4-7-1	9
13 11/07/75	vs. MNS	3-2 W	5-7-1	11
14 11/09/75	at DET	3-6 L	5-8-1	11
15 11/12/75	vs. KC	2-1 W	6-8-1	13
16 11/14/75	at WSH	4-1 W	7-8-1	15
17 11/15/75	vs. BOS	3-5 L	7-9-1	15
18 11/18/75	vs. VAN	2-2 T	7-9-2	16
19 11/21/75	vs. PIT	1-4 L	7-10-2	16
20 11/22/75	at MNS	6-3 W	8-10-2	18
21 11/25/75	vs. MTL	0-4 L	8-11-2	18
22 11/26/75	at PHI	3-7 L	8-12-2	18
23 11/28/75	vs. TOR	6-3 W	9-12-2	20
24 11/30/75	at CAL	4-1 W	10-12-2	22
25 12/02/75	at LA	3-5 L	10-13-2	22
26 12/05/75	at VAN	6-2 W	11-13-2	24
27 12/07/75	at CHI	2-0 W	12-13-2	26
28 12/09/75	vs. WSH	7-1 W	13-13-2	28
29 12/12/75	vs. NYI	3-3 T	13-13-3	29
30 12/14/75	at BUF	7-4 W	14-13-3	31
31 12/16/75	vs. KC	3-1 W	15-13-3	33
32 12/17/75	at MNS	2-3 L	15-14-3	33
33 12/19/75	vs. NYR	8-3 W	16-14-3	35
34 12/21/75	at BOS	2-1 W	17-14-3	37
35 12/23/75	vs. PHI	2-2 T	17-14-4	38
36 12/26/75	vs. PIT	4-3 W	18-14-4	40
37 12/27/75	at PIT	2-3 L	18-15-4	40
38 12/29/75	at TOR	2-6 L	18-16-4	40
39 12/31/75	at NYR	8-1 W	19-16-4	42
40 01/02/76	vs. STL	7-1 W	20-16-4	44
41 01/03/76	at KC	6-4 W	21-16-4	46
42 01/06/76	vs. DET	4-3 W	22-16-4	48
43 01/09/76	vs. CHI	1-1 T	22-16-5	49
44 01/11/76	vs. VAN	5-2 W	23-16-5	51
45 01/13/76	vs. LA	3-3 L	23-17-5	51
46 01/15/76	vs. STL	0-5 L	23-18-5	51
47 01/17/76	at NYI	2-2 T	23-18-6	52
48 01/18/76	at MTL	2-4 L	23-19-6	52
49 01/22/76	at PHI	2-3 L	23-20-6	52
50 01/23/76	vs. BUF	3-7 T	23-20-7	53
51 01/27/76	vs. PHI	8-4 W	24-20-7	55
52 01/28/76	at CHI	3-7 L	24-21-7	55
53 01/30/76	vs. BOS	2-4 L	24-22-7	55
54 02/01/76	at BOS	3-5 L	24-23-7	55
55 02/03/76	at NYI	2-2 T	24-23-8	56
56 02/04/76	vs. CAL	4-1 W	25-23-8	58
57 02/06/76	vs. CHI	1-2 L	25-24-8	58
58 02/11/76	vs. TOR	5-2 W	26-24-8	60
59 02/13/76	vs. BUF	2-3 L	26-25-8	60
60 02/14/76	at STL	3-5 L	26-26-8	60
61 02/17/76	at BUF	1-3 L	26-27-8	60
62 02/20/76	at KC	3-1 W	27-27-8	62
63 02/23/76	at TOR	1-7 L	27-28-8	62
64 02/26/76	at PIT	3-3 T	27-28-9	62
65 02/28/76	at MTL	2-3 L	27-29-9	63
66 03/03/76	vs. DET	2-3 L	27-30-9	63
67 03/05/76	vs. NYR	8-3 W	28-30-9	65
68 03/07/76	at NYR	6-6 T	28-30-10	66
69 03/09/76	vs. BOS	9-0 W	29-30-10	68
70 03/13/76	at MNS	4-1 W	30-30-10	70
71 03/12/76	vs. WSH	4-1 W	31-30-10	72
72 03/14/76	at PHI	1-6 L	31-31-10	72
73 03/16/76	vs. PHI	2-4 L	31-32-10	72
74 03/19/76	vs. VAN	2-2 T	31-32-11	73
75 03/24/76	at CHI	7-2 W	32-32-11	75
76 03/27/76	at DET	0-8 L	32-33-11	75
77 03/28/76	at WSH	3-1 W	33-33-11	77
78 04/01/76	at NYI	1-1 T	33-33-12	78
79 04/02/76	vs. MNS	4-2 W	34-33-12	80
80 04/04/76	vs. NYI	5-2 W	35-33-12	82

1974-75

	DATE	OPP.	RESULT	RECORD	PTS
1	10/09/74	at VAN	3-3 T	0-0-1	1
2	10/11/74	at CAL	0-3 L	0-1-1	1
3	10/13/74	at CHI	4-3 W	1-1-1	3
4	10/16/74	at DET	2-4 L	1-2-1	3
5	10/18/74	vs. KC	4-2 W	2-2-1	5
6	10/20/74	vs. PIT	5-1 W	3-2-1	7
7	10/22/74	at NYI	1-2 L	3-3-1	7
8	10/23/74	vs. DET	10-1 W	4-3-1	9
9	10/25/74	vs. MNS	2-2 T	4-3-2	10
10	10/27/74	at NYR	1-4 L	4-4-2	10
11	10/30/74	vs. CAL	4-1 W	5-4-2	12
12	11/01/74	vs. TOR	5-2 W	6-4-2	14
13	11/02/74	at STL	0-9 L	6-5-2	14
14	11/06/74	vs. NYI	2-1 W	7-5-2	16
15	11/08/74	vs. CHI	2-0 W	8-5-2	18
16	11/10/74	at BOS	3-4 L	8-6-2	18
17	11/12/74	at WSH	2-2 T	8-6-3	19
18	11/13/74	vs. WSH	4-3 W	9-6-3	21
19	11/15/74	at PHI	2-2 T	9-6-4	22
20	11/17/74	at BUF	0-4 L	9-7-4	22
21	11/20/74	at KC	1-0 W	10-7-4	24
22	11/22/74	vs. BUF	4-4 T	10-7-5	25
23	11/24/74	at PHI	4-3 W	11-7-5	27
24	11/27/74	vs. KC	4-2 W	12-7-5	29
25	11/29/74	vs. NYR	3-2 W	13-7-5	31
26	12/02/74	at MTL	0-2 L	13-8-5	31
27	12/04/74	at CAL	1-3 L	13-9-5	31
28	12/06/74	at VAN	5-7 L	13-10-5	31
29	12/07/74	at LA	2-6 L	13-11-5	31
30	12/11/74	vs. CHI	2-5 L	13-12-5	31
31	12/13/74	vs. PHI	2-3 L	13-13-5	31
32	12/14/74	at TOR	2-4 L	13-14-5	31
33	12/17/74	at BOS	3-5 L	13-15-5	31
34	12/20/74	vs. STL	6-2 W	14-15-5	33
35	12/22/74	at NYR	4-3 W	15-15-5	35
36	12/26/74	vs. NYI	2-1 W	16-15-5	37
37	12/28/74	at PIT	3-3 T	16-16-5	38
38	01/02/75	vs. MTL	1-1 T	16-17-5	39
39	01/04/75	at STL	4-1 W	17-17-5	41
40	01/05/75	vs. WSH	3-0 W	18-17-5	43
41	01/08/75	at CAL	3-2 W	19-17-5	45
42	01/10/75	vs. PIT	3-3 T	19-18-5	46
43	01/11/75	at NYI	2-2 T	19-19-5	47
44	01/15/75	at PIT	3-5 L	19-16-6	47
45	01/17/75	vs. LA	5-0 W	20-16-6	49
46	01/18/75	at PHI	1-4 L	20-17-6	49
47	01/23/75	at NYR	2-5 L	20-18-6	49
48	01/24/75	vs. VAN	1-4 L	20-19-6	49
49	01/26/75	at BUF	4-3 W	21-19-6	51
50	01/29/75	at KC	4-4 T	21-19-10	52
51	01/31/75	vs. STL	2-4 L	21-20-10	52
52	02/02/75	at MNS	5-3 W	22-20-10	54
53	02/05/75	vs. BOS	3-3 T	22-20-11	55
54	02/07/75	at LA	3-1 W	23-20-11	57
55	02/09/75	vs. MNS	2-3 L	23-21-11	57
56	02/12/75	at LA	2-2 T	23-21-12	58
57	02/15/75	at VAN	3-3 T	23-21-13	59
58	02/19/75	at MNS	4-2 W	24-21-13	61
59	02/22/75	at DET	3-4 L	24-22-13	61
60	02/23/75	at CHI	0-4 L	24-23-13	61
61	02/26/75	vs. PHI	7-4 W	25-23-13	63
62	02/28/75	vs. CHI	3-4 L	25-24-13	63
63	03/02/75	vs. KC	4-0 W	26-24-13	65
64	03/05/75	vs. MTL	3-4 L	26-25-13	65
65	03/07/75	vs. BOS	2-4 L	26-26-13	65
66	03/09/75	at BOS	2-5 L	26-27-13	65
67	03/11/75	at STL	0-3 L	26-28-13	65
68	03/12/75	vs. MNS	9-4 W	27-28-13	67
69	03/14/75	vs. NYR	1-0 W	28-28-13	69
70	03/17/75	at MTL	1-5 L	28-29-13	69
71	03/19/75	vs. TOR	8-7 W	29-29-13	71
72	03/21/75	vs. VAN	12-4 W	30-29-13	73
73	03/23/75	at WSH	5-0 W	31-29-13	75
74	03/26/75	vs. DET	5-3 W	32-29-13	77
75	03/28/75	vs. BUF	3-2 W	33-29-13	79
76	03/30/75	vs. NYI	2-2 T	33-29-14	80
77	04/01/75	at NYI	2-2 T	33-29-15	81
78	04/02/75	at TOR	3-0 W	34-29-15	83
79	04/04/75	vs. NYR	2-3 L	34-30-15	83
80	04/06/75	at PHI	2-6 L	34-31-15	85

GAME-BY-GAME RESULTS

1973-74

DATE	OPP.	RESULT	RECORD	PTS
1 10/10/73	vs. NYI	1-1 T	0-0-1	1
2 10/12/73	vs. PIT	3-4 L	0-1-1	1
3 10/13/73	at STL	1-0 W	1-1-1	3
4 10/17/73	vs. BOS	4-3 W	2-1-1	5
5 10/20/73	at MTL	4-2 W	3-1-1	7
6 10/23/73	at VAN	0-3 L	3-2-1	7
7 10/24/73	at LA	4-6 L	3-3-1	7
8 10/26/73	at CAL	3-1 W	4-3-1	9
9 11/01/73	vs. CAL	7-2 W	5-3-1	11
10 11/03/73	at PHI	2-1 W	6-3-1	13
11 11/04/73	vs. DET	2-0 W	7-3-1	15
12 11/07/73	vs. STL	2-2 T	7-3-2	16
13 11/09/73	vs. NYR	3-3 T	7-3-3	17
14 11/10/73	at PIT	4-4 T	7-3-4	18
15 11/14/73	vs. BUF	1-3 L	7-4-4	18
16 11/16/73	vs. CHI	1-6 L	7-5-4	18
17 11/18/73	at BOS	2-5 L	7-6-4	18
18 11/21/73	vs. BUF	3-2 W	8-6-4	20
19 11/23/73	vs. VAN	4-1 W	9-6-4	22
20 11/25/73	at BUF	4-3 W	10-6-4	24
21 11/27/73	at NYI	2-4 L	10-7-4	24
22 11/29/73	vs. DET	4-3 W	11-7-4	26
23 12/01/73	at PIT	2-2 T	11-7-5	27
24 12/02/73	vs. MTL	1-3 L	11-8-5	27
25 12/05/73	at CAL	3-3 T	11-8-6	28
26 12/07/73	at VAN	2-0 W	12-8-6	30
27 12/08/73	at LA	0-3 L	12-9-6	30
28 12/13/73	vs. TOR	1-6 L	12-10-6	30
29 12/15/73	at PHI	3-2 W	13-10-6	32
30 12/16/73	vs. PIT	1-2 L	13-11-6	32
31 12/19/73	at MNS	2-4 L	13-12-6	32
32 12/21/73	vs. STL	1-2 L	13-13-6	32
33 12/23/73	vs. NYR	3-1 W	14-13-6	34
34 12/27/73	vs. LA	6-4 W	15-13-6	36
35 12/29/73	at TOR	3-3 T	15-13-7	37
36 12/30/73	at DET	2-4 L	15-14-7	37
37 01/03/74	vs. CHI	3-2 W	16-14-7	39
38 01/06/74	at NYR	2-5 L	16-15-7	39
39 01/07/74	at TOR	2-6 L	16-16-7	39
40 01/09/74	vs. BUF	3-0 W	17-16-7	41
41 01/11/74	vs. PHI	6-7 L	17-17-7	41
42 01/13/74	at PHI	0-1 L	17-18-7	41
43 01/15/74	at NYI	3-4 L	17-19-7	41
44 01/18/74	vs. CAL	6-2 W	18-19-7	41
45 01/20/74	vs. STL	1-3 L	18-20-7	43
46 01/23/74	at NYR	1-4 L	18-21-7	43
47 01/25/74	vs. DET	2-2 T	18-21-8	44
48 01/27/74	vs. TOR	2-5 L	18-22-8	44
49 01/31/74	at BOS	2-4 L	18-23-8	44
50 02/01/74	vs. MTL	5-3 W	19-23-8	46
51 02/03/74	vs. PHI	2-2 T	19-23-9	47
52 02/06/74	at CHI	1-1 T	19-23-10	48
53 02/08/74	vs. CHI	0-3 L	19-24-10	48
54 02/10/74	vs. LA	3-6 L	19-25-10	48
55 02/12/74	at NYI	4-1 W	20-25-10	50
56 02/13/74	at MTL	3-2 W	21-25-10	52
57 02/16/74	at TOR	2-7 L	21-26-10	52
58 02/19/74	at STL	1-7 L	21-27-10	52
59 02/21/74	at BUF	4-4 T	21-27-11	53
60 02/23/74	at MNS	5-3 W	22-27-11	55
61 02/26/74	vs. MTL	5-6 L	22-28-11	55
62 02/28/74	vs. LA	1-3 L	22-29-11	55
63 03/03/74	vs. VAN	5-3 W	23-29-11	57
64 03/05/74	vs. BOS	4-1 W	24-29-11	59
65 03/08/74	vs. MNS	3-1 W	25-29-11	61
66 03/10/74	at DET	4-0 W	26-29-11	63
67 03/13/74	at MNS	1-5 L	26-30-11	63
68 03/15/74	at VAN	0-3 L	26-31-11	63
69 03/17/74	at CHI	3-3 T	26-31-12	64
70 03/21/74	vs. NYR	5-2 T	26-31-13	65
71 03/23/74	at BOS	4-3 W	27-31-13	67
72 03/24/74	vs. NYI	4-6 L	27-32-13	67
73 03/28/74	vs. PHI	3-3 T	27-32-14	68
74 03/30/74	vs. MNS	4-1 W	28-32-14	70
75 03/31/74	at PIT	2-4 L	28-33-14	70
76 04/03/74	at LA	2-4 L	28-34-14	70
77 04/05/74	at CAL	4-2 W	29-34-14	72
78 04/07/74	vs. PIT	6-3 W	30-34-14	74

1972-73

DATE	OPP.	RESULT	RECORD	PTS
1 10/07/72	at NYI	3-2 W	1-0-0	2
2 10/08/72	at BUF	3-5 L	1-1-0	2
3 11/01/72	at CHI	1-4 L	1-2-0	2
4 10/12/72	at MTL	0-3 L	1-3-0	2
5 10/14/72	vs. BUF	1-1 T	1-3-1	3
6 10/18/72	vs. MNS	0-6 L	1-4-1	3
7 10/21/72	at MNS	3-2 W	2-4-1	5
8 10/22/72	at BUF	2-7 L	2-5-1	5
9 10/25/72	at CAL	4-3 W	3-5-1	7
10 10/26/72	at LA	1-3 L	3-6-1	7
11 10/28/72	at VAN	2-1 W	4-6-1	9
12 11/01/72	at DET	4-2 W	5-6-1	11
13 11/02/72	vs. MTL	1-6 L	5-7-1	11
14 11/05/72	vs. TOR	2-2 T	5-7-2	12
15 11/08/72	vs. LA	3-3 T	5-7-3	13
16 11/10/72	vs. MNS	5-1 W	6-7-3	15
17 11/12/72	vs. VAN	3-1 W	7-7-3	17
18 11/15/72	at TOR	1-2 L	7-8-3	17
19 11/16/72	vs. NYI	4-0 W	8-8-3	19
20 11/18/72	at PIT	1-6 L	8-9-3	19
21 11/19/72	vs. PHI	3-2 W	9-9-3	21
22 11/21/72	vs. NYR	1-3 L	9-10-3	21
23 11/24/72	vs. BOS	0-4 L	9-11-3	21
24 11/26/72	vs. PIT	6-2 W	10-11-3	23
25 11/29/72	at MNS	0-5 L	10-12-3	23
26 11/30/72	at PHI	5-5 T	10-12-4	24
27 12/02/72	at MTL	4-4 T	10-12-5	25
28 12/03/72	at NYR	2-3 L	10-13-5	25
29 12/07/72	vs. VAN	5-2 W	11-13-5	27
30 12/09/72	at STL	1-2 L	11-14-5	27
31 12/10/72	vs. STL	4-5 L	11-15-5	27
32 12/13/72	at DET	2-0 W	12-15-5	29
33 12/16/72	at PIT	3-5 L	12-16-5	29
34 12/17/72	vs. NYI	4-0 W	13-16-5	31
35 12/20/72	vs. TOR	5-3 W	14-16-5	33
36 12/21/72	at NYR	5-2 W	15-16-5	35
37 12/23/72	at BOS	1-3 L	15-17-5	35
38 12/27/72	vs. BOS	1-3 L	15-18-5	35
39 12/30/72	at MTL	1-1 T	15-18-6	36
40 01/02/73	at NYI	6-1 W	16-18-6	38
41 01/03/73	vs. PHI	1-3 L	16-19-6	38
42 01/06/73	at STL	2-2 T	16-19-7	39
43 01/07/73	vs. VAN	5-2 W	17-19-7	41
44 01/10/73	vs. CHI	5-2 W	18-19-7	43
45 01/12/73	vs. TOR	1-0 W	19-19-7	45
46 01/14/73	vs. LA	4-1 W	20-19-7	47
47 01/17/73	at STL	3-3 T	20-19-8	48
48 01/19/73	vs. STL	1-2 L	20-20-8	48
49 01/21/73	vs. MTL	2-3 L	20-21-8	48
50 01/24/73	vs. CAL	2-5 L	20-22-8	48
51 01/26/73	vs. LA	3-3 T	20-22-9	49
52 01/28/73	at BUF	8-5 W	21-22-9	51
53 02/01/73	vs. MNS	3-1 W	22-22-9	53
54 02/03/73	at DET	0-1 L	22-23-9	53
55 02/04/73	at NYR	0-6 L	22-24-9	53
56 02/07/73	vs. DET	3-5 L	22-25-9	53
57 02/09/73	vs. CHI	3-4 L	22-26-9	53
58 02/11/73	vs. CAL	3-1 W	23-26-9	55
59 02/14/73	at CAL	3-3 T	23-26-10	56
60 02/16/73	at VAN	0-5 L	23-27-10	56
61 02/17/73	at LA	3-3 T	23-27-11	57
62 02/21/73	at TOR	2-2 T	23-27-12	58
63 02/25/73	at CHI	2-4 L	23-28-12	58
64 03/01/73	vs. BUF	4-4 T	23-28-13	59
65 03/03/73	at MNS	0-3 L	23-29-13	59
66 03/04/73	vs. CAL	3-2 W	24-29-13	61
67 03/07/73	vs. DET	2-5 L	24-30-13	61
68 03/09/73	vs. BOS	2-3 L	24-31-13	61
69 03/10/73	at PHI	1-2 L	24-32-13	61
70 03/14/73	vs. STL	1-1 T	24-32-14	62
71 03/17/73	vs. CHI	3-2 W	25-32-14	64
72 03/18/73	at BOS	1-7 L	25-33-14	64
73 03/22/73	vs. NYR	1-4 L	25-34-14	64
74 03/24/73	at CHI	0-7 L	25-35-14	64
75 03/25/73	vs. PIT	2-4 L	25-36-14	64
76 03/28/73	at PIT	3-6 L	25-37-14	64
77 03/29/73	at PHI	2-4 L	25-38-14	64
78 04/01/73	vs. NYI	4-4 T	25-38-15	65

Abbr.	Team
ANA	Anaheim Ducks
ATL	Atlanta Thrashers
BOS	Boston Bruins
BUF	Buffalo Sabres
CAL	California Seals Defunct
CAR	Carolina Hurricanes
CHI	Chicago Blackhawks
CLB	Columbus Blue Jackets
CLE	Cleveland Barons Defunct
COL	Colorado Avalanche
CR	Colorado Rockies NJ
DAL	Dallas Stars
DET	Detroit Red Wings
EDM	Edmonton Oilers
FLA	Florida Panthers
HFD	Hartford Whalers CAR
KC	Kansas City Scouts NJ
LA	Los Angeles Kings
MIN	Minnesota Wild
MNS	Minnesota North StarsDAL
MTL	Montreal Canadiens
NJ	New Jersey Devils
NSH	Nashville Predators
NYI	New York Islanders
NYR	New York Rangers
OTT	Ottawa Senators
PHI	Philadelphia Flyers
PHX	Phoenix Coyotes
PIT	Pittsburgh Penguins
QUE	Quebec Nordiques COL
SJ	San Jose Sharks
STL	St. Louis Blues
TB	Tampa Bay Lightning
TOR	Toronto Maple Leafs
VAN	Vancouver Canucks
WPG	Winnipeg Jets PHX
WSH	Washington Capitals

Calgary transferred from
Minnesota on June 24, 1980

Carolina transferred from
Hartford on June 25, 1997

Colorado transferred from
Quebec on June 21, 1995

Dallas transferred from
Minnesota on June 9, 1993

New Jersey transferred from
Denver on June 30, 1982*
(previously transferred from
Kansas City)

Phoenix transferred from
Winnipeg on July 1, 1996



2008-09 RESULTS

WE
ARE THE **C of RED**



NHL STATISTICS 2008-2009

WESTERN CONFERENCE

CENTRAL DIVISION

TEAM	RANK	GP	W	L	OTL	PTS	GF	GA
Detroit	2	82	51	21	10	295	244	112
Chicago	4	82	46	24	12	264	216	104
St. Louis	6	82	41	31	10	233	233	92
Columbus	7	82	41	31	10	226	230	92
Nashville	10	82	40	34	8	213	233	88

NORTHWEST DIVISION

TEAM	RANK	GP	W	L	OTL	PTS	GF	GA
Vancouver	3	82	45	27	10	246	220	100
CALGARY	5	82	46	30	6	254	248	98
Minnesota	9	82	40	33	9	219	200	89
Edmonton	11	82	38	35	9	234	248	85
Colorado	15	82	32	45	5	199	257	69

PACIFIC DIVISION

TEAM	RANK	GP	W	L	OTL	PTS	GF	GA
San Jose	1	82	53	18	11	257	204	117
Anaheim	8	82	42	33	7	245	238	91
Dallas	12	82	36	35	11	230	257	83
Phoenix	13	82	36	39	7	208	252	79
Los Angeles	14	82	34	37	11	207	234	79

EASTERN CONFERENCE

ATLANTIC DIVISION

TEAM	RANK	GP	W	L	OTL	PTS	GF	GA
New Jersey	3	82	51	27	4	244	209	106
Pittsburgh	4	82	45	28	9	264	239	99
Philadelphia	5	82	44	27	11	264	238	99
NY Rangers	7	82	43	30	9	210	218	95
NY Islanders	15	82	26	47	9	201	279	61

NORTHEAST DIVISION

TEAM	RANK	GP	W	L	OTL	PTS	GF	GA
Boston	1	82	53	19	10	274	196	116
Montreal	8	82	41	30	11	249	247	93
Buffalo	10	82	41	32	9	250	234	91
Ottawa	11	82	36	35	11	217	237	83
Toronto	12	82	34	35	13	250	293	81

SOUTHEAST DIVISION

TEAM	RANK	GP	W	L	OTL	PTS	GF	GA
Washington	2	82	50	24	8	272	245	108
Carolina	6	82	45	30	7	239	226	97
Florida	9	82	41	30	11	234	231	93
Atlanta	13	82	35	41	6	257	280	76
Tampa Bay	14	82	24	40	18	210	279	66

NHL STATISTICS 2008-2009

SCORING LEADERS

PLAYER	TEAM	GP	G	A	PTS
Evgeni Malkin	PIT	82	35	78	113
Alexander Ovechkin	WSH	79	56	54	110
Sidney Crosby	PIT	77	33	70	103
Pavel Datsyuk	DET	81	32	65	97
Zach Parise	NJ	82	45	49	94
Ilya Kovalchuk	ATL	79	43	48	91
Ryan Getzlaf	ANA	81	25	66	91
JAROME IGINLA	CGY	82	35	54	89
Marc Savard	BOS	82	25	63	88
Nicklas Backstrom	WSH	82	22	66	88

GOAL LEADERS

PLAYER	TEAM	GP	G
Alexander Ovechkin	WSH	79	56
Jeff Carter	PHI	82	46
Zach Parise	NJ	82	45
Ilya Kovalchuk	ATL	79	43
Thomas Vanek	BUF	73	40
Marian Hossa	DET	74	40
Eric Staal	CAR	82	40
Rick Nash	CLB	78	40
Dany Heatley	OTT	82	39
MICHAEL CAMMALLERI	CGY	81	39
Patrick Marleau	SJ	76	38
Philip Kessel	BOS	70	36
Loui Eriksson	DAL	82	36
JAROME IGINLA	CGY	82	35
Evgeni Malkin	PIT	82	35

ASSIST LEADERS

PLAYER	TEAM	GP	A
Evgeni Malkin	PIT	82	78
Sidney Crosby	PIT	77	70
Nicklas Backstrom	WSH	82	66
Ryan Getzlaf	ANA	81	66
Pavel Datsyuk	DET	81	65
Marc Savard	BOS	82	63
Joe Thornton	SJ	82	61
Henrik Sedin	VAN	82	60
Mike Ribeiro	DAL	82	56
JAROME IGINLA	CGY	82	54
Alexander Ovechkin	WSH	79	54

POWERPLAY GOALS LEADERS

PLAYER	TEAM	GP	PPG
Thomas Vanek	BUF	73	20
MICHAEL CAMMALLERI	CGY	81	19
Alexander Ovechkin	WSH	79	19
Mike Green	WSH	68	18
Teemu Selanne	ANA	65	16
Brad Boyes	STL	82	16

WIN LEADERS

PLAYER	TEAM	GP	W	L	OT
MIKKA KIPRUSOFF	CGY	76	45	24	5
Evgeni Nabokov	SJ	62	41	12	8
Cam Ward	CAR	68	39	23	5
Henrik Lundqvist	NYR	70	38	25	7
Niklas Backstrom	MIN	71	37	24	8

SHOTS LEADERS

PLAYER	TEAM	GP	S
Alexander Ovechkin	WSH	79	528
Eric Staal	CAR	82	372
Zach Parise	NJ	82	364
Jeff Carter	PHI	82	342
Henrik Zetterberg	DET	77	309
Marian Hossa	DET	74	307
Jason Blake	TOR	78	302
Dustin Brown	LA	80	292
Vincent Lecavalier	TB	77	291
Evgeni Malkin	PIT	82	290
JAROME IGINLA	CGY	82	289
Daniel Sedin	VAN	82	285
Corey Perry	ANA	78	283
DION PHANEUF	CGY	80	277
Ilya Kovalchuk	ATL	79	275



Michael Cammalleri led the team with 39 goals, and his 19 powerplay goals ranked second in the NHL.

FLAMES HIGHS & LOWS 2008-2009

TEAM

LONGEST STREAKS:

Winning: 6 games

Oct. 21–Nov. 1

Home Winning: 7 games

Dec. 23–Jan. 13

Road Winning: 6 games

Feb. 12–Mar. 5

Losing: 4 games

Feb. 2–7

Home Losing: 3 games

Dec. 2–19

Road Losing: 3 games

Nov. 2–13

MOST GOALS:

For, One Game: 7 goals (2x)

Nov. 6 (NSH 6 @ CGY 7)

Feb. 14 (CGY 7 @ PHX 5)

For, One Home Game: 7 goals

Nov. 6 (NSH 6 @ CGY 7)

For, One Road Game: 7 goals

Feb. 14 (CGY 7 @ PHX 5)

Against, One Game: 8 goals (2x)

Mar. 1 (TB 8 @ CGY 6)

Mar. 14 (CGY 6 @ TOR 8)

Against, One Home Game: 8 goals

Mar. 1 (TB 8 @ CGY 6)

Against, One Road Game: 6 goals

Mar. 14 (CGY 6 @ TOR 8)

Total Goals, One Game: 14 goals (2x)

Mar. 1 (TB 8 @ CGY 6)

Mar. 14 (CGY 6 @ TOR 8)

For, One Period: 4 goals (4x)

Oct. 23 (3rd period)

Nov. 6 (1st period)

Feb. 14 (2nd period)

Mar. 5 (1st period)

Against, One Period: 4 goals (2x)

Nov. 13 (1st period)

Mar. 1 (2nd period)

LARGEST:

Winning Margin: 4 goals (3x)

Nov. 25 (LA 2 @ CGY 6)

Feb. 9 (MTL 2 @ CGY 6)

Mar. 5 (CGY 5 @ PHI 1)

Losing Margin: 6 goals

Oct. 9 (CGY 0 @ VAN 6)

MOST SHOTS, GAME:

For: 51 shots

Nov. 18 vs. COL

For, One Home: 51 shots

Nov. 18 vs. COL

For, One Road: 47 shots

Apr. 7 vs. VAN

Against: 46 shots

Nov. 13 vs. SJ

Against, One Home: 43 shots

Feb. 17 vs. VAN

Against, One Road: 46 shots

Nov. 13 vs. SJ

MOST SHOTS, PERIOD:

For: 21 shots (2x)

Feb. 14 (2nd period)

Apr. 7 (1st period)

For, One Home: 20 shots (6x)

Oct. 30 (2nd Period)

Dec. 27 (3rd period)

Feb. 9 (2nd period)

Mar. 28 (1st period)

Apr. 6 (2nd period)

Apr. 11 (2nd period)

For, One Road: 21 shots (2x)

Feb. 14 (2nd period)

Apr. 7 (1st period)

FLAMES HIGHS & LOWS 2008-2009

TEAM (continued)

Against: 28 shots

Mar. 12 (1st Period)

*NEW FRANCHISE RECORD

Against, One Home: 18 shots (2x)

Oct. 11 (2nd period)

Apr. 11 (2nd period)

Against, One Road: 28 shots

Mar. 12 (1st Period)

*NEW FRANCHISE RECORD

FEWEST SHOTS, GAME:

For, One Game: 22 shots (2x)

Feb. 19 at MIN

Mar. 6 at CAR

For, One Home: 27 shots (2x)

Feb. 7 at ANA

Mar. 23 at DET

For, One Road: 22 shots (2x)

Feb. 19 at MIN

Mar. 6 at CAR

Against: 15 shots

Mar. 28 vs MIN

Against, One Home: 15 shots

Mar. 28 vs MIN

Against, One Road: 18 shots

Nov. 20 at COL

FEWEST SHOTS, PERIOD:

For, One Game: 1 shot

Apr. 2 at DAL (3rd Period)

For, One Home: 5 shots (2x)

Jan. 6 vs SJ (2nd Period)

Jan. 21 vs CBJ (3rd Period)

For, One Road: 1 shot

Apr. 2 at DAL (3rd Period)

Against: 1 shot

Feb. 19 at MIN (3rd Period)

Against, One Home: 1 shot

Oct. 28 vs COL (3rd Period)

Against, One Road: 1 shot

Feb. 19 at MIN (3rd Period)

MOST POWER PLAY GOALS:

For, One Game: 3 goals (4x)

Oct. 14 (COL 4 at CGY 5)

Dec. 31 (EDM 4 at CGY 6)

Mar. 1 (TB 8 at CGY 6)

Mar. 14 (CGY 6 @ TOR 8)

Against, One Game: 4 goals

Nov. 13 (CGY 1 at SJ 8)

Total, One Game: 6 goals

Mar. 1 (TB 8 at CGY 6)

(3 PPGF, 3 PPGA)

MOST SHORT HANDED GOALS:

For, One Game: 2 goals

Feb. 9 vs MTL

(MTL 2 @ CGY 6 – Lombardi, Boyd)

Against, One Game: 2 goals

Nov. 6 vs NSH


(NSH 6 @ CGY 7 – Fiddler, Weber)

Total, One Game: 3 goals

Nov. 6 vs NSH

(NSH 6 @ CGY 7)

(1 SHGF, 32 SHGA)



FLAMES HIGHS & LOWS 2008-2009

INDIVIDUAL

MOST CONSECUTIVE GAMES:

Scoring Goals: 4 games (4x)

Todd Bertuzzi, Oct. 11-18 (5 goals)
David Moss, Nov. 29-Dec. 7 (4 goals)
Daymond Langkow, Jan. 3-8 (5 goals)
Michael Cammalleri, Jan. 17-28 (8 goals)

Scoring Assists: 6 games

Jarome Iginla, Nov. 20-29 (6 assists)

Scoring Points: 8 games (2x)

Michael Cammalleri, Jan. 8-30 (11 goals, 3 assists)
Jarome Iginla, Feb. 21-Mar. 8 (9 goals, 8 assists)

MOST:

Games Played: 83

Jordan Leopold
(64 with COL and 19 with CGY)

Goals: 39

Michael Cammalleri

Goals, One Game: 3 (6x)

Jarome Iginla: Oct. 23
Michael Cammalleri: Nov. 27
Rene Bourque: Dec. 27
Michael Cammalleri: Jan. 28
David Moss: Mar. 3
Olli Jokinen: Mar. 14

Assists: 54

Jarome Iginla

Assists, One Game: 4

Dion Phaneuf: Dec. 5

Points: 89

Jarome Iginla (35 goals, 54 assists)

Points, One Game: 5 (4x)

Jarome Iginla (2 G, 3 A) Dec. 31
Michael Cammalleri (2 G, 3 A) Dec. 31
Jarome Iginla (2 G, 3 A) Mar. 1
Olli Jokien (3 G, 2 A) Mar. 14

Penalty Minutes: 112

Cory Sarich

Penalty Minutes, One Game: 20

Dion Phaneuf, Jan. 21
CBJ 4 @ CGY 5 SO

Power Play Goals: 19

Michael Cammalleri

Game Winning Goals: 6

Michael Cammalleri

Shoot-out Goals: 2

Todd Bertuzzi

Overtime Goals: 1

Michael Cammalleri
Todd Bertuzzi
Adrian Aucoin

Short-Handed Goals: 2

Olli Jokinen

Shots: 289

Jarome Iginla

Shots, One Game: 9

David Moss, Jan. 15 (CGY 3 @ SJ 2)

FASTEST OPENING GOAL:

For: 0:45

Jarome Iginla, Feb. 24 (CLB 1 @ CGY 4)

Against: 0:42

David Bolland, Feb. 5 (CHI 5 @ CGY 2)

FASTEST OPENING GOAL OTHER THAN 1ST PERIOD:

For: 0:14

Jarome Iginla, Mar. 1 (TB 8 @ CGY 6)
(3rd period)

Against: 0:23 (2x)

Steve Bernier, Oct. 9
(CGY 0 @ VAN 6) (2nd period)
Duncan Keith, Dec. 19
(CHI 3 @ CGY 2) (overtime)

FLAMES HIGHS & LOWS 2008-2009

BY MONTH

MONTH	GP	W	L	OTL	L/SO	GF	GA	PTS
Oct.	10	6	3	1	0	31	29	13
Nov.	14	8	6	0	0	41	45	16
Dec.	13	8	2	2	1	43	36	19
Jan.	11	8	3	0	0	39	31	16
Feb.	13	7	4	1	1	41	34	15
Mar.	15	6	9	0	0	47	57	12
Apr.	6	3	3	0	0	12	16	6
Totals	82	46	30	4	2	254	248	98

OVERALL

SEASON	GP	W	L	OTL	L/SO	GF	GA	PTS
2008-09	82	46	30	4	2	254	248	98
2007-08	82	42	30	7	3	229	227	94
Difference	E	+4	E	-3	-1	+25	+21	+4

HOME

SEASON	GP	W	L	OTL	L/SO	GF	GA	PTS
2008-09	41	27	10	2	2	147	110	58
2007-08	41	21	11	7	2	112	101	51
Difference	E	+6	-1	-5	E	+35	+9	+7

ROAD

SEASON	GP	W	L	OTL	L/SO	GF	GA	PTS
2008-09	41	19	20	2	0	107	138	40
2007-08	41	21	19	0	1	117	126	43
Difference	E	-2	+1	+2	-1	-10	+12	-3

TEAM BY TEAM

HOME								ROAD								
GP	W	L	OTL	SOL	GF	GA	PTS	TEAM	GP	W	L	OTL	SOL	GF	GA	PTS
2	1	1	0	0	5	5	2	ANA	2	0	1	1	0	4	6	1
-	-	-	-	-	-	-	-	ATL	1	0	1	0	0	2	5	0
1	1	0	0	0	3	2	2	BOS	-	-	-	-	-	-	-	-
1	1	0	0	0	5	2	2	BUF	-	-	-	-	-	-	-	-
-	-	-	-	-	-	-	-	CAR	1	0	1	0	0	1	6	0
2	0	1	1	0	4	8	1	CHI	2	0	2	0	0	3	11	0
3	3	0	0	0	12	5	6	COL	3	1	2	0	0	6	10	2
2	2	0	0	0	9	5	4	CLB	2	0	2	0	0	1	8	0
2	1	1	0	0	3	4	2	DAL	2	1	1	0	0	3	4	2
2	1	1	0	0	7	8	2	DET	2	1	0	1	0	9	9	3
3	2	1	0	0	13	9	4	EDM	3	1	2	0	0	6	10	2
1	0	0	0	1	2	3	1	FLA	-	-	-	-	-	-	-	-
2	2	0	0	0	10	3	4	LA	2	2	0	0	0	5	2	4
3	3	0	0	0	9	4	6	MIN	3	2	1	0	0	6	8	4
1	1	0	0	0	6	2	2	MTL	1	0	1	0	0	1	4	0
2	2	0	0	0	10	7	4	NSH	2	2	0	0	0	8	5	4
-	-	-	-	-	-	-	-	NJ	1	0	1	0	0	2	3	0
1	1	0	0	0	5	2	2	NYI	-	-	-	-	-	-	-	-
-	-	-	-	-	-	-	-	NYR	1	1	0	0	0	3	0	2
1	1	0	0	0	6	3	2	OTT	1	1	0	0	0	6	3	2
-	-	-	-	-	-	-	-	PHI	1	1	0	0	0	5	1	2
2	0	2	0	0	5	8	0	PHX	2	2	0	0	0	11	6	4
-	-	-	-	-	-	-	-	PIT	1	0	1	0	0	0	2	0
2	1	1	0	0	5	4	2	STL	2	2	0	0	0	10	6	4
2	1	1	0	0	6	4	2	SJ	2	1	1	0	0	4	8	2
1	0	1	0	0	6	8	0	TB	-	-	-	-	-	-	-	-
1	1	0	0	0	4	3	2	TOR	1	0	1	0	0	6	8	0
3	1	0	1	1	10	10	4	VAN	3	1	2	0	0	5	13	2
1	1	0	0	0	2	1	2	WSH	-	-	-	-	-	-	-	-
41	27	10	2	2	147	110	58	TOTALS	41	19	20	2	0	107	138	40

FLAMES SCORING 2008-2009


REGULAR SEASON

PLAYER	GP	G	A	PTS	+/-	PIM	PP	SH	GW	OT	S	S%	TOI/G	FO%
Jarome Iginla	82	35	54	89	-2	37	10	0	4	0	289	12.1	21:36	52.5
Michael Cammalleri	81	39	43	82	-2	44	19	0	6	1	255	15.3	17:33	60.3
Daymond Langkow	73	21	28	49	1	20	4	0	3	0	161	13	17:11	46.9
Craig Conroy	82	12	36	48	20	28	0	1	1	0	104	11.5	15:22	52.8
Dion Phaneuf	80	11	36	47	-11	100	4	0	4	0	277	4	26:31	0
Todd Bertuzzi	66	15	29	44	-13	74	6	0	4	1	127	11.8	18:36	46.7
Rene Bourque	58	21	19	40	18	70	0	1	0	0	149	14.1	16:05	50
Curtis Glencross	74	13	27	40	14	42	1	1	3	0	152	8.6	14:40	48.4
David Moss	81	20	19	39	-5	22	8	0	4	0	194	10.3	13:35	50
Adrian Aucoin	81	10	24	34	-8	46	3	0	3	1	126	7.9	22:17	0
Matthew Lombardi	50	9	21	30	11	30	0	1	2	0	119	7.6	16:27	53.4
Dustin Boyd	71	11	11	22	-11	10	1	1	3	0	74	14.9	12:52	45.5
Cory Sarich	76	2	18	20	12	112	0	0	0	0	57	3.5	17:52	0
Mark Giordano	58	2	17	19	2	59	2	0	0	0	82	2.4	16:12	0
Jamie Lundmark	27	8	8	16	2	17	0	0	0	0	50	16	13:58	51.7
Olli Jokinen	19	8	7	15	-7	18	3	0	1	0	67	11.9	21:02	47.4
Eric Nystrom	76	5	5	10	-7	89	0	1	3	0	83	6	9:15	37.9
Adam Pardy	60	1	9	10	3	69	0	0	0	0	38	2.6	14:59	0
Robyn Regehr	75	0	8	8	10	73	0	0	0	0	79	0	21:08	0
Jim Vandermeer	45	1	6	7	1	108	0	0	0	0	31	3.2	16:01	0
Jordan Leopold	19	1	3	4	-5	6	0	0	0	0	25	4	20:58	0
Wayne Primeau	24	0	4	4	-3	14	0	0	0	0	22	0	10:22	53
Andre Roy	44	3	0	3	-1	83	0	0	1	0	26	11.5	5:29	100
Matt Pelech	5	0	3	3	1	9	0	0	0	0	4	0	13:16	0
Brandon Prust	25	1	1	2	-4	79	0	0	1	0	15	6.7	6:20	53.3
David Van der Gulik	6	0	2	2	-1	0	0	0	0	0	11	0	8:28	0
Warren Peters	16	1	0	1	-2	12	0	0	0	0	13	7.7	7:04	58
Brett Sutter	4	1	0	1	-2	2	0	0	0	0	6	16.7	8:03	0
John Negrin	3	0	1	1	-2	2	0	0	0	0	3	0	9:59	0
Kris Chuko	2	0	0	0	0	2	0	0	0	0	0	0	7:01	0
TOTALS	82	226	379	605	+15	1342	59	9	39	3	2316	9.8	-	49.5

PLAYER	GP	W	L	OT	SA	GA	GAA	SV	SV%	SO	A	PIM	TOI
Miikka Kiprusoff	76	45	24	5	2155	209	2.84	1946	.903	4	3	2	4,417:59
Curtis McElhinney	14	1	6	1	280	31	3.59	249	.889	0	0	2	517:53
TOTALS	82	42	30	10	2335	224	2.70	2111	.904	2	2	10	4,975

FLAMES SCORING 2008-2009


FLAMES TOP GOAL SCORERS



MICHAEL CAMMALLERI
1st on Flames with
39 Goals



JAROME IGINLA
2nd on Flames with
35 Goals



DAYMOND LANGKOW / RENE BOURQUE
Tied for 3rd on Flames with
21 Goals

INDIVIDUAL GOAL SCORING BREAKDOWN

Player	1st	2nd	3rd	OT	SO	1H	2H	HM	RD	Total	Record When Scoring
Aucoin	2	4	3	1		6	4	5	5	10	8-2-0-0
Backlund											
Bertuzzi	6	1	7	1	2	11	4	8	7	15	6-6-2-0
Bourque	7	6	8			15	6	15	6	21	11-2-2-2
Boyd	3	5	3			8	3	8	3	11	6-4-0-0
Cammalleri	10	15	13	1		15	25	27	12	39	20-8-1-0
Chucko											
Conroy	3	6	3			5	7	6	6	12	8-2-1-0
Giordano			2			2		2		2	1-1-0-0
Glencross	3	5	5			8	5	6	7	13	8-4-1-0
Greentree											
Iginla	11	11	13			18	17	17	18	35	18-8-0-1
Jokinen	5	1	2		1		8		8	8	2-2-0-0
Langkow	5	11	5			15	6	10	11	21	15-3-1-1
Leopold	1						1		1	1	1-0-0-0
Lundmark	1	4	3				8	6	2	8	6-1-0-0
Moss	1	6	13			13	7	13	7	20	13-2-2-0
Negrin											
Nystrom	1	1	3			2	3	3	2	5	5-0-0-0
Pardy			1			1		1		1	1-0-0-0
Pelech											
Peters	1						1		1	1	1-0-0-0
Phaneuf	3	7	1			3	8	8	3	11	9-2-0-0
Primeau											
Regehr											
Roy	1	2				2	1	3		3	2-0-1-0
Sarich	1	1				1	1	1	1	2	2-0-0-0
Sutter			1			1		1		1	1-0-0-0
Van der Gulik											
Vandermeer			1				1	1		1	1-0-0-0
*Lombardi		5	4			3	6	6	3	9	7-1-0-0
*Prust	1					1				1	1-0-0-0

(Only includes goals scored with the Calgary Flames)

FLAMES GOALS 2008-2009

POWER PLAY GOALS FOR

	ANA	ATL	BOS	BUF	CAR	CHI	COL	CLB	DAL	DET	EDM	FLA	L.A.	MIN	MTL	NSH	N.J.	NYI	NYR	OTT	PHI	PHO	PIT	STL	S.J.	T.B.	TOR	VAN	WSH	TOTAL
Aucoin	-	-	-	-	-	-	-	-	-	-	1	-	1	-	-	1	-	-	-	-	-	-	-	-	-	-	-	-	-	3
Backlund	-	-	-	-	-	-	-	-	-	-	-	-	-	-	-	-	-	-	-	-	-	-	-	-	-	-	-	-	-	0
Bertuzzi	1	-	-	-	-	-	1	-	-	-	2	-	-	-	-	-	-	-	-	-	-	1	-	-	-	1	-	-	-	6
Bourque	-	-	-	-	-	-	-	-	-	-	-	-	-	-	-	-	-	-	-	-	-	-	-	-	-	-	-	-	-	0
Boyd	-	-	-	-	-	-	1	-	-	-	-	-	-	-	-	-	-	-	-	-	-	-	-	-	-	-	-	-	-	1
Cammalleri	-	-	1	2	-	-	1	1	1	1	1	-	1	1	-	1	-	1	-	-	1	-	-	3	1	1	-	1	-	19
Chucko	-	-	-	-	-	-	-	-	-	-	-	-	-	-	-	-	-	-	-	-	-	-	-	-	-	-	-	-	-	0
Conroy	-	-	-	-	-	-	-	-	-	-	-	-	-	-	-	-	-	-	-	-	-	-	-	-	-	-	-	-	-	0
Giordano	1	-	-	-	-	-	-	-	-	1	-	-	-	-	-	-	-	-	-	-	-	-	-	-	-	-	-	-	-	2
Glencross	-	-	-	-	-	-	-	-	-	-	-	-	-	-	-	-	1	-	-	-	-	-	-	-	-	-	-	-	-	1
Greentree	-	-	-	-	-	-	-	-	-	-	-	-	-	-	-	-	-	-	-	-	-	-	-	-	-	-	-	-	-	0
Iginla	-	-	-	-	-	-	1	1	-	-	1	-	1	-	-	2	-	-	-	-	-	-	-	1	-	1	1	-	1	10
Jokinen	-	-	-	-	-	-	-	-	-	1	-	-	-	-	-	-	-	-	-	-	-	-	-	-	-	2	-	-	-	3
Langkow	-	-	-	-	-	1	-	-	-	-	1	-	-	-	-	-	-	-	-	-	-	-	-	1	-	-	1	-	-	4
Leopold	-	-	-	-	-	-	-	-	-	-	-	-	-	-	-	-	-	-	-	-	-	-	-	-	-	-	-	-	-	0
Lombardi	-	-	-	-	-	-	-	-	-	-	-	-	-	-	-	-	-	-	-	-	-	-	-	-	-	-	-	-	-	0
Lundmark	-	-	-	-	-	-	-	-	-	-	-	-	-	-	-	-	-	-	-	-	-	-	-	-	-	-	-	-	-	0
Moss	-	-	-	-	-	-	1	-	-	1	-	-	1	-	1	-	-	-	1	-	-	-	2	1	-	-	-	-	-	8
Negrin	-	-	-	-	-	-	-	-	-	-	-	-	-	-	-	-	-	-	-	-	-	-	-	-	-	-	-	-	-	0
Nystrom	-	-	-	-	-	-	-	-	-	-	-	-	-	-	-	-	-	-	-	-	-	-	-	-	-	-	-	-	-	0
Pardy	-	-	-	-	-	-	-	-	-	-	-	-	-	-	-	-	-	-	-	-	-	-	-	-	-	-	-	-	-	0
Pelech	-	-	-	-	-	-	-	-	-	-	-	-	-	-	-	-	-	-	-	-	-	-	-	-	-	-	-	-	-	0
Peters	-	-	-	-	-	-	-	-	-	-	-	-	-	-	-	-	-	-	-	-	-	-	-	-	-	-	-	-	-	0
Phaneuf	-	-	1	-	-	-	-	1	-	-	-	-	-	-	-	-	-	-	-	-	-	1	-	-	-	1	-	-	-	4
Primeau	-	-	-	-	-	-	-	-	-	-	-	-	-	-	-	-	-	-	-	-	-	-	-	-	-	-	-	-	-	0
Regehr	-	-	-	-	-	-	-	-	-	-	-	-	-	-	-	-	-	-	-	-	-	-	-	-	-	-	-	-	-	0
Roy	-	-	-	-	-	-	-	-	-	-	-	-	-	-	-	-	-	-	-	-	-	-	-	-	-	-	-	-	-	0
Sarich	-	-	-	-	-	-	-	-	-	-	-	-	-	-	-	-	-	-	-	-	-	-	-	-	-	-	-	-	-	0
Sutter	-	-	-	-	-	-	-	-	-	-	-	-	-	-	-	-	-	-	-	-	-	-	-	-	-	-	-	-	-	0
Van der Gulik	-	-	-	-	-	-	-	-	-	-	-	-	-	-	-	-	-	-	-	-	-	-	-	-	-	-	-	-	-	0
Vandermeer	-	-	-	-	-	-	-	-	-	-	-	-	-	-	-	-	-	-	-	-	-	-	-	-	-	-	-	-	-	0
TOTALS	2	0	2	2	0	1	5	3	1	4	6	0	4	1	1	4	1	1	0	1	1	2	0	6	3	3	4	2	1	61

ADVANTAGES

PP GOALS

PCT.

NHL RANK

POWER PLAY RECORD. 358 61 17.0 21st

POWER PLAY GOALS AGAINST

ANA	ATL	BOS	BUF	CAR	CHI	COL	CLB	DAL	DET	EDM	FLA	L.A.	MIN	MTL	NSH	N.J.	NYI	NYR	OTT	PHI	PHO	PIT	STL	S.J.	T.B.	TOR	VAN	WSH	TOTAL
1	1	0	1	3	1	5	3	2	3	5	0	1	1	0	3	1	1	0	3	0	2	1	3	6	3	3	3	0	58

DISADVANTAGES

PPG AGAINST

PCT.

NHL RANK

PENALTY KILLING RECORD . . . 349 58 83.4 4th

SHORTHANDED GOALS

FOR: 6

AGAINST: 15

PLAYER	DATE	VERSUS	RESULT	PLAYER	DATE	VERSUS	RESULT
C. Conroy	Nov. 6	NSH	7-6 W	R. Rypien	Oct. 9	VAN	0-6 L
R. Bourque	Dec. 7	NYR	3-0 W	D. Morris	Nov. 4	PHX	2-4 L
E. Nystrom	Dec. 29	MIN	2-1 W	V. Fiddler	Nov. 6	NSH	7-6 W
M. Lombardi	Feb. 9	MTL	6-2 W	S. Weber	Nov. 6	NSH	7-6 W
D. Boyd	Feb. 9	MTL	6-2 W	A. Frolov	Nov. 25	LA	6-2W
C. Glencross	Feb. 14	PHX	7-5 W	K. Krepis	Dec. 12	FLA	2-3 L (SO)
				K. Versteeg	Jan. 4	CHI	2-5 L
				M. Grier	Jan. 6	SJ	5-2 W
				R. Smyth	Jan. 18	COL	2-6 L
				R. Nash	Jan. 21	CLB	5-4 W (SO)
				T. Brouwer	Feb. 5	CHI	2-5 L
				R. Kesler	Feb. 17	VAN	3-4 L (SO)
				D. Fritsche	Feb. 19	MIN	3-2 W (SO)
				J. Langenbrunner	Mar. 10	NJ	2-3 L
				TJ Oshie	Mar. 20	STL	2-3 L

FLAMES GOALS 2008-2009

EMPTY NET GOALS

FOR - 9				AGAINST - 7			
PLAYER	DATE	VERSUS	RESULT	PLAYER	DATE	VERSUS	RESULT
J. Iginla	Oct. 23	NSH	5-3 W	M. Hossa	Nov. 22	DET	2-5 L
J. Iginla	Oct. 25	PHX	4-1 W	L. Eriksson	Dec. 2	DAL	1-3 L
J. Iginla	Nov. 18	COL	4-1 W	P. Sharp	Jan. 4	CHI	2-5 L
T. Bertuzzi	Dec. 27	OTT	6-3 W	B. Richards	Feb. 3	DAL	1-3 L
M. Cammalleri	Dec. 31	EDM	6-4 W	T. Brouwer	Feb. 5	CHI	2-5 L
R. Bourque	Feb. 12	LA	2-0 W	M St. Louis	Mar. 1	TB	6-8 L
J. Iginla	Feb. 24	CLB	4-1 W	M. Grabovski	Mar. 14	TOR	6-8 L
D. Moss	Mar. 3	OTT	6-3 W				
C. Conroy	Mar. 23	DET	5-3 W				

HAT TRICKS

FOR: 6					AGAINST: 1				
PLAYER	VS.	DATE	GOALS	GOALIE	PLAYER	VS.	DATE	GOALS	GOALIE
J. Iginla	NSH	Oct. 23	3	D. Ellis	R. Whitney	CAR	Mar. 6	3	C. McElhinney
M. Cammalleri	VAN	Nov. 27	3	C. Sanford					
R. Bourque	OTT	Dec. 27	3	A. Auld					
M. Cammalleri	BUF	Jan. 28	3	R. Miller					
D. Moss	OTT	Mar. 3	3	A. Auld					
				B. Elliot					
O. Jokinen	TOR	Mar. 14	3	M. Gerber					

PENALTY BREAKDOWN

MULTIPLE POINT GAMES

Player	MIN	MAJ	MIS	GM	PIM	Goals			Assists				Points				
						2	3	Total	2	3	4	Total	2	3	4	5	Total
Aucoin.....	23	0	0	0	46	-	-	-	2	1	-	3	2	1	-	-	3
Backlund.....	0	0	0	0	0	N/A											
Bertuzzi.....	32	2	0	0	74	1	-	1	1	1	1	3	5	1	1	-	7
Bourque.....	30	2	0	0	70	2	1	3	1	-	-	1	10	1	-	-	11
Boyd.....	5	0	0	0	10	1	1	1	1	-	-	1	2	-	-	-	2
Cammalleri.....	22	0	0	0	44	6	2	8	9	1	10	10	16	7	1	1	24
Chucko.....	1	0	0	0	2	N/A											
Conroy.....	14	0	0	0	28	1	-	1	8	1	-	9	12	2	-	-	14
Giordano.....	22	3	0	0	59	-	-	-	1	-	-	1	2	-	-	-	2
Glencross.....	16	2	0	0	42	-	-	-	4	-	-	4	7	1	-	-	8
Greentree.....	0	0	0	0	0	N/A											
Iginla.....	11	3	0	0	37	6	1	7	13	2	-	15	16	3	3	2	24
Jokinen.....	9	0	0	0	18	2	1	3	2	-	-	2	3	-	-	1	4
Kiprusoff.....	1	0	0	0	2	-N/A											
Langkow.....	10	0	0	0	20	1	-	1	7	-	-	7	10	1	-	-	11
Leopold.....	12	0	0	0	24	-	-	-	-	-	-	-	-	-	-	-	-
Lundmark.....	6	1	0	0	17	1	-	1	-	-	-	-	2	1	-	-	3
McElhinney.....	1	0	0	0	2	N/A											
Moss.....	11	0	0	0	22	1	1	2	4	-	-	4	7	-	-	-	7
Negrin.....	1	0	0	0	2	N/A											
Nystrom.....	12	9	2	0	89	-	-	-	-	-	-	-	-	-	-	-	-
Pardy.....	27	1	1	0	69	-	-	-	-	-	-	-	-	-	-	-	-
Phaneuf.....	30	6	1	0	100	-	-	-	6	-	1	7	8	1	1	-	10
Pelech.....	2	1	0	0	9	N/A											
Peters.....	1	2	0	0	12	-	-	-	-	-	-	-	-	-	-	-	-
Primeau.....	7	0	0	0	14	-	-	-	-	-	-	-	-	-	-	-	-
Regehr.....	29	3	0	0	73	-	-	-	-	-	-	-	-	-	-	-	-
Roy.....	19	9	0	0	83	-	-	-	-	-	-	-	-	-	-	-	-
Sarich.....	36	4	2	0	112	2			2			1	1			2	
Sutter.....	1	0	0	0	2	N/A											
Van der Gulik.....	0	0	0	0	0	-	-	-	-	-	-	-	-	-	-	-	-
Vandermeer.....	19	4	5	0	108	-	-	-	-	-	-	-	-	-	-	-	-
BENCH.....	9	0	0	0	18	N/A											
*Lombardi.....	15	0	0	0	30	1		1	4		4	3	3				6
*Prust.....	12	11	0	0	79	-	-	-	-	-	-	-	-	-	-	-	-
TOTALS.....	446	63	11	0	-												
MINUTES	892	315	110	0	1,317												

-penalties accumulated with Flames only *denotes traded player

FLAMES OVERALL RESULTS 2008-2009

Goal Key: <u>Underline></u> = power play goal * = shorthand goal Bold = game-winning goal Bold Italic = GW Shootout goal + = game-tying goal \$ = empty net # = penalty shot																				
Game	Date	Team	Score	Result	W	L	OTL	SOL	PTS	GF	GA	Flames Goals by #	Deciding Goal	Shots - G3Y/OPP	PP	PK	Goalie	Saves / Shots	Save %	Attendance
1	Oct.9	VAN	0-6	L	0	1	0	0	0	0	6		H.Sedin	25/23	0/6	8/9	Kiprusoff	17/23	.739	18,630
2	Oct.11	VAN	4-5	OTL	0	1	1	0	1	4	11	27, 7, 17, 13	P.Denitra	29/34	0/7	5/5	Kiprusoff	29/34	.853	19,289
3	Oct.14	COL	5-4	W	1	1	1	0	3	9	15	16, 7, 24, 12, 7	BERTUZZI	35/29	3/7	4/6	Kiprusoff	35/29	.862	19,289
4	Oct.17	EDM	3-4	L	1	2	1	0	3	12	19	33, 25, 7	Nilsson	29/35	1/3	3/6	Kiprusoff	31/35	.886	19,289
5	Oct.18	EDM	2-3	L	1	3	1	0	3	14	22	<u>7, 22</u> , 18	Cogliano	33/27	2/7	4/4	Kiprusoff	24/27	.889	16,839
6	Oct.21	WSH	2-1	W	2	3	1	0	5	16	23	12*, 18	LOMBARDI	28/31	1/9	5/5	Kiprusoff	30/31	.968	19,289
7	Oct.23	NSH	5-3	W	3	3	1	0	7	21	26	12, 12, 25*, 13, 12\$	CAMMALLERI	27/38	1/5	8/9	Kiprusoff	35/38	.921	12,042
8	Oct.25	PHX	4-1	W	4	3	1	0	9	25	27	7, 29, 3, 12\$	PRUST	36/24	2/3	3/3	Kiprusoff	23/24	.958	15,038
9	Oct.28	COL	3-0	W	5	3	1	0	11	28	27	20, 17, 13	GLENCROSS	30/22	0/2	3/3	Kiprusoff	22/22	1.000	19,289
10	Oct.31	BOS	3-2	W	6	3	1	0	13	31	29	3, 13, 16	BOYD	38/31	2/4	2/2	Kiprusoff	29/31	.936	19,289
11	Nov.1	LA	3-2	W	7	3	1	0	15	34	31	23, 33, 22	LANGKOW	21/36	1/4	1/6	Kiprusoff	34/36	.944	16,279
12	Nov.2	ANA	2-3	L	7	4	1	0	15	36	34	20, 7	Carter	36/37	1/6	1/1	Kiprusoff	34/37	.919	16,965
13	Nov.4	PHX	2-4	L	7	5	1	0	15	38	38	22, 16	Jovanovski	29/22	0/3	2/3	Kiprusoff	18/22	.818	19,289
14	Nov.6	NSH	7-6	W	8	5	1	0	17	45	44	24*, 17, 24, 6, 12, 22, 12	IGNLA	29/29	2/6	4/6	Kiprusoff	23/29	.793	19,289
15	Nov.8	CLB	1-3	L	8	6	1	0	17	46	47	12	Brassard	23/28	1/6	5/5	McElhinney	25/28	.893	14,088
16	Nov.9	CHI	1-6	L	8	7	1	0	17	47	53	16	Johnson	23/27	0/8	5/7	Kiprusoff	21/27	.778	21,169
17	Nov.11	TOR	4-3	W	9	7	1	0	19	51	56	16, 12, 3, 16	BOYD	32/32	1/1	3/4	Kiprusoff	29/32	.906	19,289
18	Nov.13	SJ	1-6	L	9	8	1	0	19	52	62	13	Michalek	24/46	1/4	5/9	Kiprusoff	16/20	.800	17,496
19	Nov.18	COL	4-1	W	10	8	1	0	21	56	63	17*, 33, 12\$, 25	AUCOIN	51/23	1/8	2/2	McElhinney	22/23	.957	19,289
20	Nov.20	COL	1-0	W	11	8	1	0	23	57	63	22	LANGKOW	33/18	0/6	1/1	Kiprusoff	18/19	1.000	14,536
21	Nov.22	DET	2-5	L	11	9	1	0	23	59	68	20, 5	Hudler	33/37	1/4	3/3	Kiprusoff	32/36	.888	19,289
22	Nov.25	LA	6-2	W	12	9	1	0	25	65	70	13, 12, 20, 25, 17	IGNLA	35/25	2/9	2/2	Kiprusoff	23/25	.920	19,289
23	Nov.27	VAN	4-3	W	13	9	1	0	27	69	73	13, 13, 13, 20	GLENCROSS	33/30	1/2	4/4	Kiprusoff	27/30	.900	18,630
24	Nov.29	VAN	3-1	W	14	9	1	0	29	72	74	22, 25, 18	MOSS	31/18	1/5	3/3	Kiprusoff	17/18	.944	19,289
25	Dec.2	DAL	1-3	L	14	10	1	0	29	73	77	25	Brunstrom	37/23	0/1	4/4	Kiprusoff	20/22	.909	19,289
26	Dec.5	STL	4-3	W	15	10	1	0	31	77	80	17, 12, 25*, 13	CAMMALLERI	30/25	2/5	3/5	Kiprusoff	22/25	.880	17,365
27	Dec.7	NYR	3-0	W	16	10	1	0	33	80	80	12, 25, 17*	IGNLA	20/31	0/2	4/4	Kiprusoff	31/31	1.000	18,200
28	Dec.9	MTL	1-4	L	16	11	1	0	33	81	84	16	D'Agostini	33/31	0/4	3/3	Kiprusoff	27/31	.871	21,273
29	Dec.10	DET	3-4	OTL	16	11	2	0	34	84	88	24, 22, 25	Lidstrom	32/39	0/5	5/5	McElhinney	35/39	.897	19,335
30	Dec.12	FLA	2-3	L	16	11	2	1	35	86	91	17, 17*	Weiss	37/29	0/5	4/4	Kiprusoff	27/29	.931	19,289
31	Dec.16	STL	6-3	W	17	11	2	1	37	92	94	12, 12, 18, 13, 33, 22	CAMMALLERI	31/31	1/5	6/7	Kiprusoff	28/31	.903	16,426
32	Dec.17	MIN	3-2	W	18	11	2	1	39	95	96	22, 24, 7	BERTUZZI	30/27	0/3	3/3	Kiprusoff	25/27	.926	18,568
33	Dec.19	CHI	2-3	OTL	18	11	3	1	40	97	99	17, 25*	Keith	34/31	0/4	2/3	Kiprusoff	28/31	.903	19,289
34	Dec.23	ANA	4-3	W	19	11	3	1	42	101	102	25, 42, 5, 13	AUCOIN	32/33	1/4	1/1	Kiprusoff	30/33	.909	19,289
35	Dec.27	OTT	6-3	W	20	11	3	1	44	107	105	17, 17, 27, 33, 17, 7\$	AUCOIN	42/30	0/4	3/4	Kiprusoff	27/30	.900	19,289
36	Dec.29	MIN	2-1	W	21	11	3	1	46	109	106	22, 23*	NYSTROM	29/24	0/2	4/4	Kiprusoff	23/24	.958	19,289
37	Dec.31	EDM	6-4	W	22	11	3	1	48	115	110	12, 13, 33, 12, 16, 13\$	BOYD	37/32	3/5	4/5	Kiprusoff	28/32	.875	19,289
38	Jan.3	NSH	3-2	W	23	11	3	1	50	118	112	20, 22*, 7	BERTUZZI	26/26	0/5	5/5	Kiprusoff	24/26	.923	14,321
39	Jan.4	CHI	2-5	L	23	12	3	1	50	120	117	7, 22	Versteeg	36/36	1/3	4/5	Kiprusoff	24/28	.857	22,146
40	Jan.6	SJ	5-2	W	24	12	3	1	52	125	119	20, 22, 5, 22, 25	GIORDANO	28/28	1/3	3/4	McElhinney	7/7	1.000	19,289

FLAMES OVERALL RESULTS 2008-2009 (continued)

Goal Key: Underline = power play goal * = short-handed goal Bold = game-winning goal Bold Italic = GW Shootout goal + = game-tying goal \$ = empty net # = penalty shot																				
Game	Date	Team	Score	Result	W	L	OTL	SOL	PIS	GF	GA	Flames Goals by #	Deciding Goal	Shots - CGY/OPP	PP	PK	Goalie	Saves / Shots	Save %	Attendance
41	Jan.8	NYI	5-2	W	25	12	3	1	54	130	121	13, 17, 22, 20, 55	LANGKOW	41/26	1/5	6/6	Kiprusoff	24/26	.923	19,289
42	Jan.13	STL	3-1	W	26	12	3	1	56	133	122	13, 25, 13	MOSS	34/28	2/5	3/5	Kiprusoff	27/28	.964	19,289
43	Jan.15	SJ	3-2	W	27	12	3	1	58	136	124	24, 22, +3	PHANEUF	31/35	1/5	5/5	Kiprusoff	33/35	.943	17,496
44	Jan.17	PHX	3-4	L	27	14	3	1	58	139	128	13, 18, 13	Boedker	32/26	0/2	2/2	Kiprusoff	22/26	.846	19,289
45	Jan.18	COL	2-6	L	27	14	3	1	58	141	134	13, 17	Smith	41/39	1/5	4/4	McElhinney	33/39	.846	16,113
46	Jan.21	CLB	5-4	W(SO)	28	14	3	1	60	146	138	12, 13, 25, 13, +, 7	BERTUZZI	31/33	1/6	4/5	Kiprusoff	29/33	.879	19,289
47	Jan.28	BUF	5-2	W	29	14	3	1	62	151	140	13, 3, 7, 13, 13	BERTUZZI	43/27	2/5	4/5	Kiprusoff	25/27	.926	19,289
48	Jan.30	NSH	3-4	W	30	14	3	1	64	154	141	18, 27, 33	ROY	32/29	1/7	4/4	Kiprusoff	28/29	.966	19,289
49	Feb.2	COL	3-4	L	30	15	3	1	64	157	145	17, 33, 12	Statos	39/42	0/2	3/4	Kiprusoff	38/42	.905	13,409
50	Feb.3	DAL	1-3	L	30	16	3	1	64	158	148	13	Neal	25/32	1/3	3/5	Kiprusoff	29/32	.906	16,395
51	Feb.5	CHI	2-5	L	30	17	3	1	64	160	153	7, 3	Burish	31/33	0/5	5/5	Kiprusoff	28/32	.875	19,289
52	Feb.7	ANA	1-2	L	30	18	3	1	64	161	155	13	Perry	27/25	0/4	2/2	McElhinney	23/25	.920	19,289
53	Feb.9	MTL	6-2	W	31	18	3	1	66	167	157	13, 18, +, 3, 16, 17, 25	PHANEUF	41/24	1/5	4/4	Kiprusoff	22/24	.917	19,289
54	Feb.11	ANA	2-3	OTL	31	18	4	1	67	169	160	7, 20	S.Niedermayer	23/40	0/4	4/5	Kiprusoff	37/40	.925	17,270
55	Feb.12	LA	2-0	W	32	18	4	1	69	171	160	13, 17, \$	CAMMALLERI	20/36	1/4	6/6	Kiprusoff	36/36	1,000	17,286
56	Feb.14	PHX	7-5	W	33	18	4	1	71	178	165	33, 22, 6, 18, 20, 18, 23	LOMBARDI	42/37	0/0	2/4	Kiprusoff	32/37	.865	13,000
57	Feb.17	VAN	3-4	L(SO)	33	18	4	2	72	181	169	12, 22, 17	Demitra	41/43	0/5	3/4	Kiprusoff	40/43	.930	19,289
58	Feb.19	MIN	3-2	W(OT)	34	18	4	2	74	184	171	17, 16, +33	AUCON	22/27	0/2	1/1	Kiprusoff	25/27	.926	18,588
59	Feb.21	EDM	3-2	W(SO)	35	18	4	2	76	187	173	12, 18, +7	BERTUZZI	32/28	0/4	6/6	Kiprusoff	26/28	.929	16,839
60	Feb.24	CLB	4-1	W	36	18	4	2	78	191	174	12, 3, 13, 12\$	PHANEUF	28/29	1/2	4/4	Kiprusoff	28/29	.966	19,289
61	Feb.27	MIN	4-1	W	37	18	4	2	80	195	175	13, 3, 45, 13	PHANEUF	29/16	1/5	5/5	Kiprusoff	15/16	.938	19,289
62	Mar.1	TB	6-8	L	37	19	4	2	80	201	183	12, 24, 13, 45, 12, 7	Lecavalier	39/32	3/3	1/4	Kiprusoff	14/19	.737	19,289
63	Mar.3	OTT	6-3	W	38	19	4	2	82	207	186	12, 63, 12, 25, 25, 25\$	MOSS	23/25	1/4	3/5	McElhinney	10/12	.833	18,865
64	Mar.5	PHI	5-1	W	39	19	4	2	84	212	187	13, 21, 21, 40, 24	JOKINEN	41/36	1/3	5/5	Kiprusoff	22/25	.880	19,513
65	Mar.6	CAR	1-6	L	39	20	4	2	84	213	193	12	Sansonov	22/33	0/3	4/7	McElhinney	35/36	.972	19,513
66	Mar.8	ATL	2-5	L	39	21	4	2	84	215	198	24, 12	Thorburn	29/20	0/5	7/8	Kiprusoff	27/33	.818	18,108
67	Mar.10	NJ	2-3	L	39	22	4	2	84	217	201	21, 20	Parise	37/31	1/7	3/4	Kiprusoff	15/20	.750	13,469
68	Mar.12	DET	6-5	W(SO)	40	22	4	2	86	223	206	21, 22, 45, 21, 45, +, 21	JOKINEN	33/45	1/4	5/8	McElhinney	25/28	.893	14,588
69	Mar.14	TOR	6-8	L	40	23	4	2	86	229	214	21, 3, 20, 21, 12, 21	Mayers	35/30	3/4	3/5	Kiprusoff	3/3	1,000	20,066
70	Mar.18	DAL	2-1	W	41	23	4	2	88	231	215	45, +, 23	NYSTROM	31/19	0/5	3/3	McElhinney	16/22	.857	19,366
71	Mar.20	STL	2-3	L	41	24	4	2	88	233	218	13, 16	McClement	35/28	1/4	2/2	Kiprusoff	18/19	.947	19,289
72	Mar.23	DET	5-3	W	42	24	4	2	90	238	221	3, 45, 13, 20, 24\$	GLENCROSS	27/33	1/4	1/1	Kiprusoff	25/28	.893	19,289
73	Mar.25	PIT	0-2	L	42	25	4	2	90	238	223		Letang	31/28	0/5	1/2	Kiprusoff	30/33	.909	19,289
74	Mar.26	CLB	0-5	L	42	26	4	2	90	238	228		Maihtra	33/36	0/7	3/5	Kiprusoff	26/28	.929	17,083
75	Mar.28	MIN	3-2	W	43	26	4	2	92	241	230	45, 22, 23	NYSTROM	40/15	0/3	1/1	McElhinney	14/17	.824	16,327
76	Mar.30	SJ	1-2	L	43	27	4	2	92	242	232	12	Cheecho	48/15	0/3	1/1	Kiprusoff	17/19	.895	19,289
77	Apr.2	DAL	2-1	W	44	27	4	2	92	242	232	12, 24	CONROY	29/17	0/2	1/2	Kiprusoff	13/15	.867	19,289
78	Apr.3	MIN	0-4	L	44	28	4	2	94	244	233	12, +, 24	Bonnette	27/28	0/2	3/4	Kiprusoff	29/30	.967	17,106
79	Apr.6	LA	4-1	W	45	28	4	2	96	248	238	22, 12, 4, 25	IGNLA	38/24	0/6	3/3	McElhinney	24/28	.857	18,588
80	Apr.7	VAN	1-4	L	45	29	4	2	96	249	242	12	Ohlund	47/25	0/6	4/5	Kiprusoff	0/0	1,000	19,289
81	Apr.10	EDM	1-5	L	45	30	4	2	96	250	247	13	MacIntyre	32/36	0/4	3/4	Kiprusoff	23/24	.958	19,289
82	Apr.11	EDM	4-1	W	46	30	4	2	98	254	248	13, +, 13, 24, 45	CAMMALLERI	45/36	0/2	1/1	McElhinney	21/25	.840	18,630
																		28/31	.903	16,839
																		3/5	.600	
																		35/36	.972	19,289

FLAMES HOME RESULTS 2008-2009

Goal Key: <u>Underline></u> = power play goal * = shorthanded goal Bold = game-winning goal Bold Italic = GW Shootout goal + = game-tying goal \$ = empty net # = penalty shot																			
Game	Date	Team	Score	Result	W	L	OTL	SOL	PTS	GF	GA	Flames Goals by #	Deciding Goal	Bold Italic	Goalie	Saves / Shots	Save %	#	Attendance
1	Oct.11	VAN	4-5	OTL	0	1	0	1	0	1	4	5	27, 7, 17, 13	Pdemitra		Kiprusoff	29/34	853	19,289
2	Oct.14	COL	5-4	W	1	0	1	0	3	9	9	<u>16</u> , 7, 24, <u>12</u> , 7	BERTUZZI		Kiprusoff	35/29	862	19,289	
3	Oct.17	EDM	3-4	L	1	1	1	0	3	12	13	33, 25, <u>7</u>	Nielsen		Kiprusoff	30/35	886	19,289	
4	Oct.21	WSH	2-1	W	2	1	1	0	5	14	14	<u>12</u> , <u>4</u> , 18	LOMBARDI		Kiprusoff	28/31	968	19,289	
5	Oct.28	COL	3-0	W	3	1	1	0	7	17	14	<u>20</u> , <u>17</u> , 13	GLENCROSS		Kiprusoff	30/22	1,000	19,289	
6	Oct.31	BOS	3-2	W	4	1	1	0	9	20	16	<u>3</u> , <u>13</u> , 16	BOYD		Kiprusoff	29/31	936	19,289	
7	Nov.4	PHX	2-4	L	4	2	1	0	9	22	20	<u>22</u> , <u>16</u>	Jovanovski		Kiprusoff	18/22	818	19,289	
8	Nov.6	NSH	7-6	W	5	2	1	0	11	29	26	<u>24</u> , <u>17</u> , <u>24</u> , <u>6</u> , <u>12</u> , <u>22</u> , 12	IGNLA		Kiprusoff	23/29	793	19,289	
9	Nov.11	TOR	4-3	W	6	2	1	0	13	33	29	<u>16</u> , <u>12</u> , <u>3</u> , 16	BOYD		Kiprusoff	29/32	906	19,289	
10	Nov.18	COL	4-1	W	7	2	1	0	15	37	30	<u>17</u> +, 33 , <u>12</u> , <u>25</u>	AUCOIN		Kiprusoff	22/23	957	19,289	
11	Nov.22	DET	2-5	L	7	3	1	0	17	39	35	<u>20</u> , <u>5</u>	Hudler		Kiprusoff	33/37	888	19,289	
12	Nov.25	LA	6-2	W	8	3	1	0	19	45	37	<u>13</u> , <u>17</u> , <u>12</u> , <u>20</u> , <u>25</u> , <u>17</u>	IGNLA		Kiprusoff	23/25	920	19,289	
13	Nov.29	VAN	3-1	W	9	3	1	0	21	48	38	<u>22</u> , <u>25</u> , <u>18</u>	MOSS		Kiprusoff	31/18	944	19,289	
14	Dec.2	DAL	1-3	L	9	4	1	0	21	49	41	<u>25</u>	Burnstrom		Kiprusoff	37/23	909	19,289	
15	Dec.12	FLA	2-3	L(SO)	9	4	1	0	22	51	44	<u>17</u> , <u>17</u> +	Weiss		Kiprusoff	27/29	931	19,289	
16	Dec.19	CHI	2-3	OTL	9	4	2	1	23	53	47	<u>17</u> , <u>25</u> +	Keth		Kiprusoff	28/31	903	19,289	
17	Dec.23	ANA	4-3	W	10	4	2	1	25	57	50	<u>25</u> , <u>42</u> , <u>5</u> , 13	CAMMALLERI		Kiprusoff	30/33	909	19,289	
18	Dec.27	OTT	6-3	W	11	4	2	1	27	63	53	<u>17</u> , <u>17</u> , <u>27</u> , 33 , <u>17</u> , <u>7\$</u>	AUCOIN		Kiprusoff	27/30	900	19,289	
19	Dec.29	MIN	2-1	W	12	4	2	1	29	65	54	<u>22</u> , 23 +	NYSTROM		Kiprusoff	23/24	958	19,289	
20	Dec.31	EDM	6-4	W	13	4	2	1	31	71	58	<u>12</u> , <u>13</u> , <u>33</u> , <u>12</u> , <u>16</u> , 13\$	BOYD		Kiprusoff	37/32	875	19,289	
21	Jan.6	SJ	5-2	W	14	4	2	1	33	76	60	<u>20</u> , <u>22</u> , <u>5</u> , <u>22</u> , <u>25</u>	GIORDANO		Kiprusoff	26/28	929	19,289	
22	Jan.8	NYI	5-2	W	15	4	2	1	35	81	62	<u>13</u> , <u>17</u> , 22 , <u>20</u> , <u>55</u>	LANGKOW		Kiprusoff	24/26	923	19,289	
23	Jan.13	STL	3-1	W	16	4	2	1	37	84	63	13 +, 25 , 13	MOSS		Kiprusoff	34/28	964	19,289	
24	Jan.17	PHX	3-4	L	16	5	2	1	37	87	67	<u>13</u> , <u>18</u> , 13	Boedker		Kiprusoff	27/28	846	19,289	
25	Jan.21	CLB	5-4	W(SO)	17	5	2	1	39	92	71	<u>12</u> , <u>13</u> , <u>25</u> , 13 +, 7	BERTUZZI		Kiprusoff	29/33	879	19,289	
26	Jan.28	BUF	5-2	W	18	5	2	1	41	97	73	<u>13</u> , <u>3</u> , <u>7</u> , <u>13</u> , <u>13</u>	BERTUZZI		Kiprusoff	43/27	926	19,289	
27	Jan.30	NSH	3-1	W	19	5	2	1	43	100	74	<u>18</u> , 27 , <u>33</u>	ROY		Kiprusoff	33/29	966	19,289	
28	Feb.5	CHI	2-5	L	19	6	2	1	43	102	79	<u>7</u> , <u>3</u>	Burish		Kiprusoff	31/33	875	19,289	
29	Feb.7	ANA	1-2	L	19	7	2	1	43	103	81	13	Perry	McElhinney		19,289			
30	Feb.9	MTL	6-2	W	20	7	2	1	45	109	83	<u>13</u> , <u>18</u> +, 3 , <u>16</u> +, <u>17</u> , <u>25</u>	PHANEUF		Kiprusoff	23/25	920	19,289	
31	Feb.17	VAN	3-4	L(SO)	20	7	2	2	46	112	87	<u>12</u> , <u>22</u> , <u>17</u>	Demitra		Kiprusoff	41/43	930	19,289	
32	Feb.24	CLB	4-1	W	21	7	2	2	48	116	88	<u>12</u> , 3 , 13, <u>12\$</u>	PHANEUF		Kiprusoff	28/29	966	19,289	
33	Feb.27	MIN	4-1	W	22	7	2	2	50	120	89	<u>13</u> , <u>3</u> , <u>45</u> , 13	PHANEUF		Kiprusoff	29/16	938	19,289	
34	Mar.1	TB	6-8	L	22	8	2	2	50	126	97	<u>12</u> , <u>24</u> , <u>13</u> , <u>45</u> , <u>12</u> , <u>7</u>	Leavailer		Kiprusoff	14/19	737	19,289	
35	Mar.18	DAL	2-1	W	23	8	2	2	52	128	98	<u>45</u> +, 23	NYSTROM		McElhinney	10/12	833	19,289	
36	Mar.20	STL	2-3	L	23	9	2	2	52	130	101	<u>13</u> , <u>16</u>	McClement		Kiprusoff	18/19	947	19,289	
37	Mar.23	DET	5-3	W	24	9	2	2	54	135	104	<u>3</u> , <u>45</u> , 13, 20 , <u>24\$</u>	GLENCROSS		Kiprusoff	35/28	893	19,289	
38	Mar.28	MIN	3-2	W	25	9	2	2	56	138	106	<u>45</u> , <u>22</u> , 23	NYSTROM		Kiprusoff	30/33	909	19,289	
39	Mar.30	SJ	1-2	L	25	10	2	2	56	139	108	<u>12</u>	Cheecho		Kiprusoff	40/15	867	19,289	
40	Apr.6	LA	4-1	W	26	10	2	2	58	143	109	<u>22</u> , <u>12</u> , <u>4</u> , <u>25</u>	IGNLA		Kiprusoff	29/17	882	19,289	
41	Apr.11	EDM	4-1	W	27	10	2	2	60	147	110	<u>13</u> +, <u>13</u> , <u>24</u> , <u>45</u>	CAMMALLERI		Kiprusoff	38/24	958	19,289	
															McElhinney	35/36	972	19,289	

FLAMES ROAD RESULTS 2008-2009

Goal Key: <u>Underline</u> = power play goal * = shorthanded goal Bold = game-winning goal Bold Italic = GW Shootout goal + = game-tying goal \$ = empty net # = penalty shot																					
Game	Date	Team	Score	Result	W	L	OTL	SOL	PTS	GF	GA	Flames Goals by #	Deciding Goal	Shots - CGY/OPP	PP	P/K	Goalie	Saves / Shots	Save %	Attendance	
1	Oct 9	VAN	0-6	L	0	1	0	0	0	0	6		H.Sedin	25/23	0/6	8/9	Kiprusoff	17/23	.739	18,630	
2	Oct 18	EDM	2-3	L	0	2	0	0	0	2	7	12, 22	Cogliano	33/27	2/7	4/4	Kiprusoff	24/27	.889	18,839	
3	Oct 23	NSH	5-3	L	1	2	0	0	2	7	12	<u>12</u> , 25+, 13, 12\$	CAMMALLERI	27/38	1/5	1/9	Kiprusoff	35/38	.921	12,042	
4	Oct 25	PHX	4-1	W	2	2	0	0	4	11	13	<u>7</u> , 29, 3, 12\$	PRUST	36/24	2/3	3/3	Kiprusoff	23/24	.958	15,038	
5	Nov 1	LA	3-2	W	3	2	0	0	6	14	15	<u>20</u> , 33, 22	LANGKOW	21/36	1/4	1/6	Kiprusoff	34/36	.944	16,279	
6	Nov 2	ANA	2-3	L	3	3	0	0	6	16	18	<u>20</u> , 1	Carter	36/37	1/6	1/1	Kiprusoff	34/37	.919	16,965	
7	Nov 8	CLB	1-3	L	3	4	0	0	6	17	21	<u>12</u>	Brissard	23/28	1/6	5/5	McElhinney	25/28	.893	14,088	
8	Nov 9	CHI	1-6	L	3	5	0	0	6	18	27	<u>16</u>	Johnson	23/27	0/8	5/7	Kiprusoff	21/27	.778	21,169	
9	Nov 13	SJ	1-6	L	3	6	0	0	6	19	33	<u>13</u>	Michalek	24/46	1/4	5/9	Kiprusoff	16/20	.800	17,496	
10	Nov 20	COL	1-0	W	4	6	0	0	8	20	33	22	LANGKOW	33/18	0/6	1/1	McElhinney	24/26	.923	14,536	
11	Nov 27	VAN	4-3	W	5	6	0	0	10	24	36	13, 13, 13, 20	GLENCROSS	33/30	1/2	4/4	Kiprusoff	18/19	.900	18,630	
12	Dec 5	STL	4-3	W	(OT)	6	6	0	0	12	28	39	<u>17</u> , 12, 25+, 13	CAMMALLERI	30/25	2/5	3/5	Kiprusoff	27/30	.880	17,965
13	Dec 7	NYR	3-0	W	7	6	0	0	14	31	39	12 , 25, 17	IGINIA	20/31	0/2	4/4	Kiprusoff	22/25	.880	18,200	
14	Dec 9	MTL	1-4	L	7	7	0	0	14	32	43	16	D'Agostini	33/31	0/4	3/3	Kiprusoff	31/31	.871	19,273	
15	Dec 10	DET	3-4	OTL	7	7	1	0	15	35	47	24, 22, 25	Lidstrom	32/39	1/5	5/5	McElhinney	27/31	.897	19,335	
16	Dec 16	STL	6-3	W	8	7	1	0	17	41	50	12, 12, 18, 13, 33, 22	CAMMALLERI	31/31	1/5	6/7	Kiprusoff	35/39	.903	16,426	
17	Dec 17	MIN	3-2	W	(OT)	9	7	1	0	19	44	52, 22, 24, 7	BERTUZZI	30/27	0/3	3/3	Kiprusoff	25/27	.926	18,568	
18	Jan 3	NSH	3-2	W	10	7	1	0	21	47	54	<u>20</u> , 22+, 7	BERTUZZI	26/26	0/5	5/5	Kiprusoff	24/26	.923	14,321	
19	Jan 4	CHI	2-5	L	10	8	1	0	21	49	59	7, 22	Vestergaard	36/36	1/3	4/5	Kiprusoff	24/28	.857	22,146	
20	Jan 15	SJ	3-2	W	11	8	1	0	23	52	61	24, 22+, 3	PHANEUF	31/35	1/5	5/5	McElhinney	22/27	.943	17,496	
21	Jan 18	COL	2-6	L	11	9	1	0	23	54	67	<u>13</u> , 17	Shynik	41/39	1/5	4/6	McElhinney	33/39	.846	16,113	
22	Feb 2	COL	3-4	L	11	10	1	0	23	57	71	17, 33, 12	Svatos	39/42	0/2	3/4	Kiprusoff	38/42	.905	13,409	
23	Feb 3	DAL	1-3	L	11	11	1	0	23	58	74	13	Neal	25/32	1/3	3/5	Kiprusoff	29/32	.906	16,395	
24	Feb 11	ANA	2-3	OTL	11	11	2	0	24	60	77	7, 20	S.Niedermayer	23/40	0/4	4/5	Kiprusoff	37/40	.925	17,270	
25	Feb 12	LA	2-0	W	12	11	2	0	26	62	77	13 , 17\$	CAMMALLERI	20/36	1/4	6/6	Kiprusoff	36/36	.865	17,286	
26	Feb 14	PHX	7-5	W	13	11	2	0	28	69	82	33, 22, 6, 18, 20, 18, 23	LOMBARDI	42/37	0/0	2/4	Kiprusoff	32/37	.865	13,000	
27	Feb 19	MIN	3-2	W	(OT)	14	11	2	0	30	72	84	17, 16+, 33	AUCON	22/27	0/2	1/1	Kiprusoff	25/27	.926	18,568
28	Feb 21	EDM	3-2	W	(SO)	15	11	2	0	32	75	86	12, 18+, 7	BERTUZZI	32/28	0/4	6/6	Kiprusoff	26/28	.929	16,839
29	Mar 3	OTT	6-3	W	16	11	2	0	34	81	89	12, 63, 12, 25, 25\$	MOSS	23/25	1/4	3/5	Kiprusoff	22/25	.880	18,865	
30	Mar 5	PHI	5-1	W	17	11	2	0	36	87	90	13, 21, 21, 40, 24	JOKINEN	41/36	1/3	5/5	Kiprusoff	35/36	.972	19,513	
31	Mar 6	CAR	1-6	L	17	12	2	0	36	86	90	12	Sansonov	22/33	0/3	4/7	McElhinney	27/33	.818	18,108	
32	Mar 8	ATL	2-5	L	17	13	2	0	36	89	101	24, 12	Thorburn	29/20	0/5	7/8	Kiprusoff	15/20	.750	13,469	
33	Mar 10	NJ	2-3	L	17	14	2	0	36	91	104	21, 20	Parise	37/31	1/7	3/4	Kiprusoff	25/28	.893	14,588	
34	Mar 12	DET	6-5	W	(SO)	18	14	2	0	38	97	21, 22, 45, 21, 45+, 21	JOKINEN	33/45	1/4	5/8	McElhinney	33	1,000	20,066	
35	Mar 14	TOR	6-8	L	18	15	2	0	38	103	117	21, 3, 20, 21, 12, 21	Mayers	35/30	3/4	3/5	Kiprusoff	16/22	.757	19,356	
36	Mar 25	PIT	0-2	L	18	16	2	0	38	103	119		Letang	31/28	0/5	1/2	McElhinney	26/28	.929	17,083	
37	Mar 26	CLB	0-5	L	18	17	2	0	38	103	124		Maihotra	33/36	0/7	3/5	Kiprusoff	14/17	.824	16,327	
38	Apr 2	DAL	2-1	W	19	17	2	0	40	105	125	12+, 24	CONROY	24/30	0/2	3/3	McElhinney	17/19	.895	17,106	
39	Apr 3	MIN	0-4	L	19	18	2	0	40	105	129		Brunette	27/28	0/5	3/4	Kiprusoff	29/30	.967	18,568	
40	Apr 7	VAN	1-4	L	19	19	2	0	40	106	133	12	Ohlund	47/25	0/6	4/5	McElhinney	24/28	.857	17,106	
41	Apr 10	EDM	1-5	L	19	20	2	0	40	107	138	13	Machtyre	32/36	0/4	3/4	Kiprusoff	21/25	1,000	18,630	
																	McElhinney	28/31	.903	16,839	
																	McElhinney	3/5	.600		

2009 STANLEY CUP RESULTS

WESTERN CONFERENCE QUARTER-FINALS

Anaheim defeated San Jose 4-2
Detroit defeated Columbus 4-0
Vancouver defeated St. Louis 4-0
Chicago defeated Calgary 4-2

EASTERN CONFERENCE QUARTER-FINALS

Boston defeated Montreal 4-0
Washington defeated NY Rangers 4-3
Carolina defeated New Jersey 4-3
Pittsburgh defeated Philadelphia 4-2

WESTERN CONFERENCE SEMIFINALS

Detroit defeated Anaheim 4-3
Chicago defeated Vancouver 4-2

EASTERN CONFERENCE SEMIFINALS

Pittsburgh defeated Washington 4-3
Carolina defeated Boston 4-3

WESTERN CONFERENCE CONFERENCE FINALS

Detroit defeated Chicago 4-2

EASTERN CONFERENCE CONFERENCE FINALS

Pittsburgh defeated Carolina 4-0

2008 STANLEY CUP FINALS

Pittsburgh defeated Detroit 4-3

DIVISION ALIGNMENT

WESTERN CONFERENCE



EASTERN CONFERENCE



Central Division

Chicago
Columbus
Detroit
Nashville
St. Louis

Atlantic Division

New Jersey
NY Islanders
NY Rangers
Philadelphia
Pittsburgh

Northwest Division

CALGARY
Colorado
Edmonton
Minnesota
Vancouver

Northeast Division

Boston
Buffalo
Montreal
Ottawa
Toronto

Pacific Division

Anaheim
Dallas
Los Angeles
Phoenix
San Jose

Southeast Division

Atlanta
Carolina
Florida
Tampa Bay
Washington



TEAM vs. TEAM

WE
ARE THE **C of RED**





FLAMES vs ANAHEIM



DATE	TEAMS		ATTND.	WINNING GOAL	GOALTENDERS
Nov. 2, 2008	CALGARY	2 AT Anaheim	3 16965	Ryan Carter	Kiprusoff - Giguere
Dec. 23, 2008	Anaheim	3 AT CALGARY	4 19289	Michael Cammalleri	Giguere - Kiprusoff
Feb. 7, 2009	Anaheim	2 AT CALGARY	1 19289	Corey Perry	Giguere - McElhinney
Feb. 11, 2009	CALGARY	2 AT Anaheim	3 OT 17270	Scott Niedermayer @ 0.55	Kiprusoff - Giguere

08-09	GP	W	L	OTL	SHOL	PTS	GF	GA	PPG	SHG	PEN	PIM
CALGARY	4	1	2	1	0	3	9	11	2	0	17	55
Anaheim	4	3	1	0	0	6	11	9	1	0	26	73

GOALS AND SHOTS BY PERIODS

	1st	2nd	3rd	OT	TOTALS	PCT
CALGARY	1 - 29	3 - 47	5 - 42	0 - 0	9 - 118	7.6
Anaheim	2 - 42	5 - 48	3 - 44	1 - 1	11 - 135	8.1

CALGARY	GP	G	A	PTS	PIM	+/-	PPG	SHG	ENG	ANAHEIM	GP	G	A	PTS	PIM	+/-	PPG	SHG	EN
Jarome Iginla	4	0	4	4	0	1	0	0	0	Ryan Getzlaf	4	2	2	4	2	3	0	0	0
Mike Cammalleri	4	2	1	3	2	0	0	0	0	Corey Perry	4	1	3	4	8	4	0	0	0
Mark Giordano	4	1	2	3	2	3	1	0	0	Brendan Morrison	4	3	0	3	2	-1	0	0	0
Curtis Glencross	3	2	0	2	0	1	0	0	0	Andrew Ebbett	3	0	3	3	0	0	0	0	0
Todd Bertuzzi	4	2	0	2	4	-1	1	0	0	Scott Niedermayer	4	2	0	2	2	1	1	0	0
Matthew Lombardi	3	0	2	2	0	-1	0	0	0	Bobby Ryan	3	1	1	2	2	-1	0	0	0
Craig Conroy	4	0	2	2	0	0	0	0	0	Chris Pronger	4	1	1	2	2	1	0	0	0
Daymond Langkow	4	0	2	2	0	1	0	0	0	Steve Montador	4	0	2	2	5	1	0	0	0
Cory Sarich	4	0	2	2	9	2	0	0	0	Ryan Carter	1	1	0	1	5	1	0	0	0
Brett Sutter	1	1	0	1	0	0	0	0	0	Brian Sutherby	1	0	1	1	0	1	0	0	0
David Moss	4	1	0	1	2	-1	0	0	0	Bret Hedican	4	0	1	1	8	0	0	0	0
Adrian Aucoin	4	0	1	1	0	1	0	0	0	Chris Kunitz	4	0	1	1	2	2	0	0	0
Rene Bourque	4	0	1	1	0	-1	0	0	0	Todd Marchant	4	0	1	1	0	-1	0	0	0
Adam Pardy	4	0	1	1	0	-4	0	0	0	Travis Moen	4	0	1	1	0	-1	0	0	0
Wayne Primeau	1	0	0	0	2	-2	0	0	0	Francois Beauchemin	1	0	0	0	2	0	0	0	0
Brandon Prust	1	0	0	0	5	-1	0	0	0	Kent Huskins	1	0	0	0	0	1	0	0	0
James Vandermeer	1	0	0	0	5	-1	0	0	0	Brad May	1	0	0	0	0	0	0	0	0
Robyn Regehr	3	0	0	0	2	0	0	0	0	Sheldon Brookbank	2	0	0	0	0	1	0	0	0
Andre Roy	3	0	0	0	10	0	0	0	0	Mike Brown	2	0	0	0	7	0	0	0	0
Dustin Boyd	4	0	0	0	0	-1	0	0	0	Nathan McIver	2	0	0	0	10	1	0	0	0
Miikka Kiprusoff	4	0	0	0	0	0	0	0	0	Samuel Pahlsson	2	0	0	0	2	0	0	0	0
Eric Nystrom	4	0	0	0	10	-2	0	0	0	Brett Festerling	3	0	0	0	0	1	0	0	0
Dion Phaneuf	4	0	0	0	2	-7	0	0	0	George Parros	3	0	0	0	10	0	0	0	0
TOTALS	4	9	18	27	55	-13	2	0	0	J.S. Giguere	4	0	0	0	0	0	0	0	0
										Rob Niedermayer	4	0	0	0	2	-2	0	0	0
										Bench					2				
										TOTALS	4	11	18	29	73	13	1	0	0

Goaltenders	GP	MP	GA	EN	SO	SVS	AVG	SAVE %
Curtis McElhinney (0-1-0-0)	1	59	2	0	0	23	2.03	92.0
Miikka Kiprusoff (1-1-1-0)	3	179	9	0	0	101	3.01	91.8
TOTALS	4	241	11	0	0	124	2.74	91.9

Goaltenders	GP	MP	GA	EN	SO	SVS	AVG	SAVE %
J.S. Giguere (3-1-0-0)	4	240	9	0	0	109	2.25	92.4
TOTALS	4	241	9	0	0	109	2.24	92.4

POWERPLAY	HOME			ROAD			OVERALL			
	ADV	PPG	PCT	ADV	PPG	PCT	ADV	PPG	PP %	PK %
CALGARY	12	2	16.7	8	2	25.0	20	4	20.0	61.1
Anaheim	5	3	60.0	13	4	30.8	18	7	38.9	80.0

ALL-TIME: 29-28-10: at Calgary 21-11-1; at Anaheim 8-17-9

LAST WIN: in CALGARY Dec. 23, 2008 in Anaheim Jan. 19, 2004



FLAMES vs ATLANTA



DATE	TEAMS		ATTND.	WINNING GOAL	GOALTENDERS
Mar. 8, 2009	CALGARY	2 AT Atlanta	5 13469	Chris Thorburn	Kiprusoff - Lehtonen

08-09	GP	W	L	OTL	SHOL	PTS	GF	GA	PPG	SHG	PEN	PIM
CALGARY	1	0	1	0	0	0	2	5	0	0	13	40
Atlanta	1	1	0	0	0	2	5	2	1	0	9	24

GOALS AND SHOTS BY PERIODS

	1st	2nd	3rd	OT	TOTALS	PCT
CALGARY	1 - 9	0 - 6	1 - 14	0 - 0	2 - 29	6.9
Atlanta	2 - 4	1 - 9	2 - 7	0 - 0	5 - 20	25.0

CALGARY	GP	G	A	PTS	PIM	+/-	PPG	SHG	ENG	ATLANTA	GP	G	A	PTS	PIM	+/-	PPG	SHG	EN
Craig Conroy	1	1	0	1	0	1	0	0	0	Bryan Little	1	2	0	2	0	1	1	0	0
Jarome Iginla	1	1	0	1	2	-2	0	0	0	Ilya Kovalchuk	1	1	1	2	2	0	0	0	0
Dustin Boyd	1	0	1	1	0	0	0	0	0	Tobias Enstrom	1	1	0	1	2	1	0	0	0
Curtis Glencross	1	0	1	1	0	1	0	0	0	Chris Thorburn	1	1	0	1	0	1	0	0	0
Jamie Lundmark	1	0	1	1	4	0	0	0	0	Colby Armstrong	1	0	1	1	2	1	0	0	0
David Van Der Gulik	1	0	1	1	0	1	0	0	0	Eric Boulton	1	0	1	1	5	1	0	0	0
Adrian Aucoin	1	0	0	0	0	0	0	0	0	Garnet Exelby	1	0	1	1	0	1	0	0	0
Mike Cammalleri	1	0	0	0	4	-3	0	0	0	Ron Hainsey	1	0	1	1	0	0	0	0	0
Olli Jokinen	1	0	0	0	2	-3	0	0	0	Vyacheslav Kozlov	1	0	1	1	0	0	0	0	0
Mikikka Kiprusoff	1	0	0	0	0	0	0	0	0	Rich Peeverley	1	0	1	1	0	1	0	0	0
Jordan Leopold	1	0	0	0	0	-3	0	0	0	Jim Slater	1	0	1	1	2	1	0	0	0
Eric Nystrom	1	0	0	0	5	0	0	0	0	Todd White	1	0	1	1	0	0	0	0	0
Warren Peters	1	0	0	0	0	0	0	0	0	Zach Bogosian	1	0	0	0	0	2	0	0	0
Dion Phaneuf	1	0	0	0	0	-2	0	0	0	Kari Lehtonen	1	0	0	0	0	0	0	0	0
Robyn Regehr	1	0	0	0	0	1	0	0	0	Nathan Ostryck	1	0	0	0	7	1	0	0	0
Andre Roy	1	0	0	0	0	0	0	0	0	Eric Perrin	1	0	0	0	0	0	0	0	0
Cory Sarich	1	0	0	0	16	0	0	0	0	Marty Reasoner	1	0	0	0	2	0	0	0	0
Brett Sutter	1	0	0	0	0	-1	0	0	0	Colin Stuart	1	0	0	0	0	0	0	0	0
James Vandermeer	1	0	0	0	7	0	0	0	0	Boris Valabik	1	0	0	0	2	-1	0	0	0
TOTALS	1	2	4	6	40	-10	0	0	0	TOTALS	1	5	9	14	24	10	1	0	0

Goaltenders	GP	MP	GA	EN	SO	SVS	AVG	SAVE %	Goaltenders	GP	MP	GA	EN	SO	SVS	AVG	SAVE %
Mikikka Kiprusoff (0-1-0-0)	1	60	5	0	0	15	5.01	75.0	Kari Lehtonen (1-0-0-0)	1	60	2	0	0	27	2.00	93.1
TOTALS	1	60	5	0	0	15	5.00	75.0	TOTALS	1	60	2	0	0	27	2.00	93.1

POWERPLAY	HOME			ROAD			OVERALL			
	ADV	PPG	PCT	ADV	PPG	PCT	ADV	PPG	PP %	PK %
CALGARY	0	0	0.0	5	0	0.0	5	0	0.0	87.5
Atlanta	0	0	0.0	8	1	12.5	8	1	12.5	100.0

ALL-TIME: 4-5-1: at Calgary 4-0-0; at Atlanta 0-5-1

LAST WIN: in Calgary Feb. 13, 2007 in Atlanta N/A



FLAMES vs BOSTON



DATE	TEAMS			ATTND.	WINNING GOAL	GOALTENDERS
Oct. 30, 2008	Boston 2	AT	CALGARY 3	19289	Dustin Boyd	Thomas - Kiprusoff

08-09	GP	W	L	OTL	SHOL	PTS	GF	GA	PPG	SHG	PEN	PIM
CALGARY	1	1	0	0	0	2	3	2	2	0	3	6
Boston	1	0	1	0	0	0	2	3	0	0	5	10

GOALS AND SHOTS BY PERIODS

	1st	2nd	3rd	OT	TOTALS	PCT
CALGARY	0 - 10	2 - 20	1 - 8	0 - 0	3 - 38	7.9
Boston	1 - 8	0 - 9	1 - 14	0 - 0	2 - 31	6.5

CALGARY	GP	G	A	PTS	PIM	+/-	PPG	SHG	ENG	BOSTON	GP	G	A	PTS	PIM	+/-	PPG	SHG	EN
Mike Cammalleri	1	1	1	2	0	0	1	0	0	Patrice Bergeron	1	1	0	1	0	1	0	0	0
Dion Phaneuf	1	1	1	2	2	-1	1	0	0	Blake Wheeler	1	1	0	1	0	1	0	0	0
Jarome Iginla	1	0	2	2	0	-1	0	0	0	Milan Lucic	1	0	1	1	2	1	0	0	0
Dustin Boyd	1	1	0	1	0	1	0	0	0	Marc Savard	1	0	1	1	4	1	0	0	0
Adrian Aucoin	1	0	1	1	0	0	0	0	0	P.J. Axelsson	1	0	0	0	0	-1	0	0	0
Daymond Langkow	1	0	1	1	0	0	0	0	0	Zdeno Chara	1	0	0	0	2	1	0	0	0
Todd Bertuzzi	1	0	0	0	0	-2	0	0	0	Andrew Ference	1	0	0	0	2	0	0	0	0
Rene Bourque	1	0	0	0	0	1	0	0	0	Shane Hnidy	1	0	0	0	0	0	0	0	0
Craig Conroy	1	0	0	0	2	-1	0	0	0	Phil Kessel	1	0	0	0	0	-1	0	0	0
Mark Giordano	1	0	0	0	0	1	0	0	0	David Krejci	1	0	0	0	0	-1	0	0	0
Curtis Glencross	1	0	0	0	0	1	0	0	0	Petteri Nokelainen	1	0	0	0	0	0	0	0	0
Miikka Kiprusoff	1	0	0	0	0	0	0	0	0	Michael Ryder	1	0	0	0	0	1	0	0	0
David Moss	1	0	0	0	0	0	0	0	0	Mark Stuart	1	0	0	0	0	0	0	0	0
Eric Nystrom	1	0	0	0	0	-1	0	0	0	Marco Sturm	1	0	0	0	0	1	0	0	0
Wayne Primeau	1	0	0	0	0	0	0	0	0	Shawn Thornton	1	0	0	0	0	0	0	0	0
Brandon Prust	1	0	0	0	0	-1	0	0	0	Tim Thomas	1	0	0	0	0	0	0	0	0
Robyn Regehr	1	0	0	0	0	0	0	0	0	Aaron Ward	1	0	0	0	0	1	0	0	0
Cory Sarich	1	0	0	0	2	0	0	0	0	Dennis Wideman	1	0	0	0	0	0	0	0	0
James Vandermeer	1	0	0	0	0	-2	0	0	0	Stephane Yelle	1	0	0	0	0	0	0	0	0
TOTALS	1	3	6	9	6	-5	2	0	0	TOTALS	1	2	2	4	10	5	0	0	0

Goaltenders	GP	MP	GA	EN	SO	SVS	AVG	SAVE %	Goaltenders	GP	MP	GA	EN	SO	SVS	AVG	SAVE %
Miikka Kiprusoff (1-0-0-0)	1	60	2	0	0	29	2.01	93.5	Tim Thomas (0-1-0-0)	1	59	3	0	0	35	3.06	92.1
TOTALS	1	60	2	0	0	29	2.00	93.5	TOTALS	1	60	3	0	0	35	3.00	92.1

POWERPLAY	HOME			ROAD			OVERALL			
	ADV	PPG	PCT	ADV	PPG	PCT	ADV	PPG	PP %	PK %
CALGARY	4	2	50.0	0	0	0.0	4	2	50.0	100.0
Boston	2	0	0.0	0	0	0.0	2	0	0.0	50.0

ALL-TIME: 33-51-10 at Calgary; 20-22-4 at Boston; 13-29-6

LAST WIN: in CALGARY Oct. 30 2008 in Boston Dec. 18, 2003



FLAMES vs BUFFALO



DATE	TEAMS				ATTND.	WINNING GOAL	GOALTENDERS	
Jan. 28, 2009	Buffalo	2	AT	CALGARY	5	19289	Todd Bertuzzi	Miller - Kiprusoff

08-09	GP	W	L	OTL	SHOL	PTS	GF	GA	PPG	SHG	PEN	PIM
CALGARY	1	1	0	0	0	2	5	2	2	0	5	10
Buffalo	1	0	1	0	0	0	2	5	1	0	5	10

GOALS AND SHOTS BY PERIODS

	1st	2nd	3rd	OT	TOTALS	PCT
CALGARY	1 - 10	1 - 14	3 - 19	0 - 0	5 - 43	11.6
Buffalo	0 - 9	2 - 13	0 - 5	0 - 0	2 - 27	7.4

CALGARY	GP	G	A	PTS	PIM	+/-	PPG	SHG	ENG	BUFFALO	GP	G	A	PTS	PIM	+/-	PPG	SHG	EN
Mike Cammalleri	1	3	0	3	0	2	2	0	0	Tim Connolly	1	1	1	2	2	-1	1	0	0
Craig Conroy	1	0	2	2	0	3	0	0	0	Drew Stafford	1	1	0	1	0	-1	0	0	0
Jarome Iginla	1	0	2	2	0	2	0	0	0	Toni Lydman	1	0	1	1	0	-2	0	0	0
Todd Bertuzzi	1	1	0	1	0	1	0	0	0	Thomas Vanek	1	0	1	1	0	-1	0	0	0
Dion Phaneuf	1	1	0	1	2	2	0	0	0	Chris Butler	1	0	0	0	0	-1	0	0	0
Adrian Aucoin	1	0	1	1	0	0	0	0	0	Matt Ellis	1	0	0	0	0	0	0	0	0
Miikka Kiprusoff	1	0	1	1	0	0	0	0	0	Paul Gaustad	1	0	0	0	0	0	0	0	0
Rene Bourque	1	0	0	0	0	1	0	0	0	Marc-Andre Gragnani	1	0	0	0	2	0	0	0	0
Dustin Boyd	1	0	0	0	0	0	0	0	0	Jochen Hecht	1	0	0	0	0	-1	0	0	0
Mark Giordano	1	0	0	0	2	1	0	0	0	Ales Kotalik	1	0	0	0	0	0	0	0	0
Curtis Glencross	1	0	0	0	0	-1	0	0	0	Clarke MacArthur	1	0	0	0	4	0	0	0	0
Daymond Langkow	1	0	0	0	0	0	0	0	0	Ryan Miller	1	0	0	0	0	0	0	0	0
Matthew Lombardi	1	0	0	0	0	-1	0	0	0	Nathan Paetsch	1	0	0	0	0	0	0	0	0
David Moss	1	0	0	0	0	-1	0	0	0	Daniel Paille	1	0	0	0	2	0	0	0	0
Eric Nystrom	1	0	0	0	0	0	0	0	0	Andrew Peters	1	0	0	0	0	0	0	0	0
Adam Pardy	1	0	0	0	4	1	0	0	0	Jason Pominville	1	0	0	0	0	-1	0	0	0
Robyn Regehr	1	0	0	0	0	0	0	0	0	Craig Rivet	1	0	0	0	0	0	0	0	0
Andre Roy	1	0	0	0	0	0	0	0	0	Derek Roy	1	0	0	0	0	-1	0	0	0
Cory Sarich	1	0	0	0	2	0	0	0	0	Jaroslav Spacek	1	0	0	0	0	-1	0	0	0
TOTALS	1	5	6	11	10	10	2	0	0	TOTALS	1	2	3	5	10	-10	1	0	0

Goaltenders	GP	MP	GA	EN	SO	SVS	AVG	SAVE %	Goaltenders	GP	MP	GA	EN	SO	SVS	AVG	SAVE %
Miikka Kiprusoff (1-0-0-0)	1	60	2	0	0	25	2.00	92.6	Ryan Miller (0-1-0-0)	1	60	5	0	0	38	5.01	88.4
TOTALS	1	60	2	0	0	25	2.00	92.6	TOTALS	1	60	5	0	0	38	5.00	88.4

POWERPLAY	HOME			ROAD			OVERALL			
	ADV	PPG	PCT	ADV	PPG	PCT	ADV	PPG	PP %	PK %
CALGARY	5	2	40.0	0	0	0.0	5	2	40.0	80.0
Buffalo	5	1	20.0	0	0	0.0	5	1	20.0	60.0

ALL-TIME: 32-44-18 at Calgary; 19-18-11 at Buffalo; 13-26-7

LAST WIN: in CALGARY Jan. 28 2009 in Buffalo Mar. 15, 1996



FLAMES vs CAROLINA



DATE	TEAMS	ATTND.	WINNING GOAL	GOALTENDERS
Mar. 6, 2009	CALGARY 1 AT Carolina 6	18108	Sergei Samsonov	McElhinney - Ward

08-09	GP	W	L	OTL	SHOL	PTS	GF	GA	PPG	SHG	PEN	PIM
CALGARY	1	0	1	0	0	0	1	6	0	0	12	46
Carolina	1	1	0	0	0	2	6	1	3	0	6	18

GOALS AND SHOTS BY PERIODS

	1st	2nd	3rd	OT	TOTALS	PCT
CALGARY	0 - 7	0 - 6	1 - 9	0 - 0	1 - 22	4.5
Carolina	3 - 13	2 - 16	1 - 5	0 - 0	6 - 34	17.6

CALGARY	GP	G	A	PTS	PIM	+/-	PPG	SHG	ENG	CAROLINA	GP	G	A	PTS	PIM	+/-	PPG	SHG	EN
Jarome Iginla	1	1	0	1	0	1	0	0	0	Ray Whitney	1	3	0	3	0	0	3	0	0
Adrian Aucoin	1	0	0	0	0	0	0	0	0	Sergei Samsonov	1	1	1	2	0	1	0	0	0
Dustin Boyd	1	0	0	0	0	-2	0	0	0	Matt Cullen	1	0	2	2	0	1	0	0	0
Mike Cammalleri	1	0	0	0	2	1	0	0	0	Eric Staal	1	0	2	2	0	0	0	0	0
Kris Chucko	1	0	0	0	0	0	0	0	0	Erik Cole	1	1	0	1	0	0	0	0	0
Craig Conroy	1	0	0	0	0	0	0	0	0	Scott Walker	1	1	0	1	0	1	0	0	0
Curtis Glencross	1	0	0	0	0	-2	0	0	0	Anton Babchuk	1	0	1	1	0	3	0	0	0
Olli Jokinen	1	0	0	0	2	0	0	0	0	Rod Brind'Amour	1	0	1	1	0	1	0	0	0
Jordan Leopold	1	0	0	0	0	-1	0	0	0	Chad Larose	1	0	1	1	2	0	0	0	0
Jamie Lundmark	1	0	0	0	0	-2	0	0	0	Tim Conboy	1	0	0	0	7	1	0	0	0
Curtis McElhinney	1	0	0	0	0	0	0	0	0	Joseph Corvo	1	0	0	0	0	-1	0	0	0
David Moss	1	0	0	0	2	-1	0	0	0	Patrick Eaves	1	0	0	0	0	1	0	0	0
Eric Nystrom	1	0	0	0	17	-1	0	0	0	Tim Gleason	1	0	0	0	2	0	0	0	0
Adam Pardy	1	0	0	0	0	0	0	0	0	Dwight Helminen	1	0	0	0	0	0	0	0	0
Warren Peters	1	0	0	0	2	0	0	0	0	Joni Pitkanen	1	0	0	0	0	2	0	0	0
Dion Phaneuf	1	0	0	0	0	-1	0	0	0	Tuomo Ruutu	1	0	0	0	0	0	0	0	0
Robyn Regehr	1	0	0	0	2	0	0	0	0	Dennis Seidenberg	1	0	0	0	7	0	0	0	0
Cory Sarich	1	0	0	0	0	-1	0	0	0	Niclas Wallin	1	0	0	0	0	0	0	0	0
James Vandermeer	1	0	0	0	17	-1	0	0	0	Cam Ward	1	0	0	0	0	0	0	0	0
Bench					2					TOTALS	1	6	8	14	18	10	3	0	0
TOTALS	1	1	0	1	46	-10	0	0	0										

Goaltenders	GP	MP	GA	EN	SO	SVS	AVG	SAVE %	Goaltenders	GP	MP	GA	EN	SO	SVS	AVG	SAVE %
Curtis McElhinney (0-1-0-0)	1	60	6	0	0	28	6.00	82.4	Cam Ward (1-0-0-0)	1	60	1	0	0	21	1.00	95.5
TOTALS	1	60	6	0	0	28	6.00	82.4	TOTALS	1	60	1	0	0	21	1.00	95.5

POWERPLAY	HOME			ROAD			OVERALL			
	ADV	PPG	PCT	ADV	PPG	PCT	ADV	PPG	PP %	PK %
CALGARY	0	0	0.0	3	0	0.0	3	0	0.0	57.1
Carolina	0	0	0.0	7	3	42.9	7	3	42.9	100.0

ALL-TIME: 36-17-7 at Calgary; 22-6-2 at Carolina/Hartford; 14-11-5

LAST WIN: in CALGARY Dec. 5 2006 in Carolina Dec. 14, 2007



FLAMES vs CHICAGO



DATE	TEAMS	ATTND.	WINNING GOAL	GOALTENDERS
Nov. 9, 2008	CALGARY 1 AT Chicago 6	21169	Aaron Johnson	Kiprusoff - Huet
Dec. 19, 2008	Chicago 3 AT CALGARY 2 OT	19289	Duncan Keith @ 0:23	Khabibulin - Kiprusoff
Jan. 4, 2009	CALGARY 2 AT Chicago 5	22146	Kris Versteeg	Kiprusoff/McElhinney - Khabibulin
Feb. 5, 2009	Chicago 5 AT CALGARY 2	19289	Adam Burish	Khabibulin - Kiprusoff

08-09	GP	W	L	OTL	SHOL	PTS	GF	GA	PPG	SHG	PEN	PIM
CALGARY	4	0	4	0	0	0	7	19	1	0	30	83
Chicago	4	4	0	0	0	8	19	7	4	2	29	93

GOALS AND SHOTS BY PERIODS

	1st	2nd	3rd	OT	TOTALS	PCT
CALGARY	3 - 40	3 - 33	1 - 51	0 - 0	7 - 124	5.6
Chicago	5 - 39	7 - 47	6 - 40	1 - 1	19 - 127	15.0

CALGARY	GP	G	A	PTS	PIM	+	-	PPG	SHG	ENG	CHICAGO	GP	G	A	PTS	PIM	+	-	PPG	SHG	EN
Todd Bertuzzi	4	2	1	3	8	1	0	0	0	0	Martin Havlat	4	2	4	6	4	1	1	0	0	0
Rene Bourque	4	1	2	3	4	2	0	0	0	0	Andrew Ladd	4	2	4	6	2	5	0	0	0	0
Jarome Iginla	4	0	3	3	0	-9	0	0	0	0	Patrick Kane	3	2	2	4	4	2	1	0	0	0
Dion Phaneuf	4	1	1	2	0	-7	0	0	0	0	Troy Brouwer	4	2	2	4	5	2	1	1	1	1
Dustin Boyd	4	1	0	1	0	-2	0	0	0	0	Dave Bolland	4	2	1	3	4	5	0	0	0	0
Daymond Langkow	4	1	0	1	0	-1	1	0	0	0	Kris Versteeg	4	2	1	3	0	2	0	1	0	0
David Moss	4	1	0	1	0	0	0	0	0	0	Duncan Keith	4	1	2	3	4	5	0	0	0	0
Craig Conroy	4	0	1	1	4	-4	0	0	0	0	Jonathan Toews	4	1	2	3	2	2	0	0	0	0
Robyn Regehr	4	0	1	1	5	-1	0	0	0	0	Cameron Barker	3	0	3	3	0	-2	0	0	0	0
Cory Sarich	4	0	1	1	18	-3	0	0	0	0	Matt Walker	4	0	3	3	12	4	0	0	0	0
Jamie Lundmark	1	0	0	0	0	0	0	0	0	0	Colin Fraser	4	1	1	2	7	3	0	0	0	0
Wayne Primeau	1	0	0	0	0	0	0	0	0	0	Patrick Sharp	4	1	1	2	0	-1	0	0	0	1
Brandon Prust	1	0	0	0	12	-1	0	0	0	0	Brian Campbell	4	0	2	2	0	0	0	0	0	0
James Vandermeer	1	0	0	0	0	-2	0	0	0	0	Brent Seabrook	4	0	2	2	4	4	0	0	0	0
Curtis Glencross	3	0	0	0	0	-2	0	0	0	0	Aaron Johnson	2	1	0	1	2	4	0	0	0	0
Matthew Lombardi	3	0	0	0	0	-2	0	0	0	0	Adam Burish	3	1	0	1	0	3	0	0	0	0
Adam Pardy	3	0	0	0	4	0	0	0	0	0	Dustin Byfuglien	4	1	0	1	20	-1	1	0	0	0
Andre Roy	3	0	0	0	11	-1	0	0	0	0	Craig Adams	2	0	1	1	0	1	0	0	0	0
Adrian Aucoin	4	0	0	0	4	-1	0	0	0	0	Cristobal Huet	1	0	0	0	0	0	0	0	0	0
Mike Cammalleri	4	0	0	0	0	-9	0	0	0	0	James Wisniewski	3	0	0	0	0	3	0	0	0	0
Mark Giordano	4	0	0	0	9	-3	0	0	0	0	Nikolai Khabibulin	3	0	0	0	0	0	0	0	0	0
Mikikka Kiprusoff	4	0	0	0	0	0	0	0	0	0	Ben Eager	4	0	0	0	23	1	0	0	0	0
Eric Nystrom	4	0	0	0	4	-1	0	0	0	0											
TOTALS	4	7	10	17	83	-46	1	0	0	0	TOTALS	4	19	31	50	93	43	4	2	2	2

Goaltenders	GP	MP	GA	EN	SO	SVS	AVG	SAVE %	Goaltenders	GP	MP	GA	EN	SO	SVS	AVG	SAVE %
Curtis McElhinney (0-0-0-0)	1	19	0	1	0	7	0.00	100.0	Cristobal Huet (1-0-0-0)	1	60	1	0	0	22	1.00	95.7
Mikikka Kiprusoff (0-3-1-0)	4	219	17	1	0	101	4.66	85.6	Nikolai Khabibulin (3-0-0-0)	3	180	6	0	0	95	2.00	94.1
TOTALS	4	240	17	2	0	108	4.75	85.0	TOTALS	4	240	7	0	0	117	1.75	94.4

POWERPLAY	HOME			ROAD			OVERALL			
	ADV	PPG	PCT	ADV	PPG	PCT	ADV	PPG	PP %	PK %
CALGARY	9	0	0.0	11	1	9.1	20	1	5.0	80.0
Chicago	8	1	12.5	12	3	25.0	20	4	20.0	95.0

ALL-TIME: 57-54-29 at Calgary; 31-25-15 at Chicago; 26-29-14

LAST WIN: in CALGARY Nov. 22, 2006 in Chicago Mar. 16, 2008



FLAMES vs COLORADO



DATE	TEAMS	ATTND.	WINNING GOAL	GOALTENDERS
Oct. 14, 2008	Colorado 4 AT CALGARY 5	19289	Todd Bertuzzi	Budaj - Kiprusoff
Oct. 28, 2008	Colorado 0 AT CALGARY 3	19289	Curtis Glencross	Budaj - Kiprusoff
Nov. 18, 2008	Colorado 1 AT CALGARY 4	19289	Adrian Aucoin	Budaj - Kiprusoff
Nov. 20, 2008	CALGARY 1 AT Colorado 0	14536	Daymond Langkow	Kiprusoff - Budaj
Jan. 18, 2009	CALGARY 2 AT Colorado 6	16113	Ryan Smyth	McElhinney - Budaj
Feb. 2, 2009	CALGARY 3 AT Colorado 4	13409	Marek Svatos	Kiprusoff - Budaj

08-09	GP	W	L	OTL	SHOL	PTS	GF	GA	PPG	SHG	PEN	PIM
CALGARY	6	4	2	0	0	8	18	15	5	0	28	68
Colorado	6	2	4	0	0	4	15	18	5	1	37	94

GOALS AND SHOTS BY PERIODS

	1st	2nd	3rd	OT	TOTALS	PCT
CALGARY	4 - 69	5 - 83	9 - 77	0 - 0	18 - 229	7.9
Colorado	6 - 70	6 - 48	3 - 55	0 - 0	15 - 173	8.7

CALGARY	GP	G	A	PTS	PIM	+/-	PPG	SHG	ENG	COLORADO	GP	G	A	PTS	PIM	+/-	PPG	SHG	EN
Rene Bourque	6	4	2	6	4	4	0	0	0	Ryan Smyth	6	2	5	7	12	-2	1	1	0
Jarome Iginla	6	3	4	6	5	1	1	0	1	Marek Svatos	5	4	1	5	4	3	1	0	0
Mike Cammalleri	6	2	3	4	6	0	1	1	0	Milan Hejduk	6	2	1	3	0	-4	2	0	0
Daymond Langkow	6	1	5	6	0	5	0	0	0	Cody McLeod	6	2	1	3	13	2	0	0	0
Adrian Aucoin	6	2	2	4	6	5	0	0	0	Ruslan Salei	6	2	1	3	6	-1	0	0	0
Todd Bertuzzi	5	2	1	3	4	5	1	0	0	Ben Guite	2	1	1	2	2	2	0	0	0
Craig Conroy	6	1	2	3	0	2	0	0	0	John-Michael Liles	6	1	1	2	2	0	1	0	0
Curtis Glencross	6	1	2	3	4	-1	0	0	0	T.J. Hensick	4	0	2	2	0	1	0	0	0
Dion Phaneuf	6	0	3	3	2	-4	0	0	0	Paul Stastny	4	0	2	2	2	-5	0	0	0
Dustin Boyd	6	1	1	2	2	-3	1	0	0	Tyler Arnason	6	0	2	2	4	1	0	0	0
David Moss	6	1	1	2	4	1	1	0	0	Brett Clark	6	0	2	2	6	-1	0	0	0
Matthew Lombardi	3	0	2	2	2	-1	0	0	0	Jordan Leopold	6	0	2	2	2	0	0	0	0
Mark Giordano	6	0	2	2	13	1	0	0	0	Wojtek Wolski	6	0	2	2	4	-2	0	0	0
Robyn Regehr	6	0	1	1	4	5	0	0	0	Chris Stewart	2	1	0	1	0	1	0	0	0
Curtis McElhinney	1	0	0	0	0	0	0	0	0	Joe Sakic	2	0	1	1	0	-3	0	0	0
Andre Roy	2	0	0	0	0	-1	0	0	0	Brian Willsie	2	0	1	1	0	1	0	0	0
James Vandermeer	3	0	0	0	0	0	0	0	0	Ian Laperriere	5	0	1	1	12	1	0	0	0
Adam Pardy	4	0	0	0	0	-3	0	0	0	Cody McCormick	5	0	1	1	9	0	0	0	0
Wayne Primeau	4	0	0	0	0	-2	0	0	0	Kyle Cumiskey	1	0	0	0	0	1	0	0	0
Brandon Prust	4	0	0	0	5	-1	0	0	0	Chris Durno	1	0	0	0	0	0	0	0	0
Milikka Kiprusoff	5	0	0	0	0	0	0	0	0	Daniel Tjarnqvist	1	0	0	0	0	0	0	0	0
Eric Nystrom	5	0	0	0	5	-1	0	0	0	Adam Foote	4	0	0	0	2	-5	0	0	0
Cory Sarich	6	0	0	0	4	2	0	0	0	David Jones	4	0	0	0	2	-2	0	0	0
Bench					4					Peter Budaj	6	0	0	0	0	0	0	0	0
TOTALS	6	18	31	49	68	15	5	0	1	TOTALS	6	15	27	42	94	-17	5	1	0

Goaltenders	GP	MP	GA	EN	SO	SVS	AVG	SAVE %
Milikka Kiprusoff (4-1-0-0)	5	299	9	0	2	125	1.81	93.3
Curtis McElhinney (0-1-0-0)	1	60	6	0	0	33	6.01	84.6
TOTALS	6	360	15	0	2	158	2.50	91.3

Goaltenders	GP	MP	GA	EN	SO	SVS	AVG	SAVE %
Peter Budaj (2-4-0-0)	6	356	17	1	0	211	2.86	92.5
TOTALS	6	360	17	1	0	211	3.00	92.1

POWERPLAY	HOME			ROAD			OVERALL			
	ADV	PPG	PCT	ADV	PPG	PCT	ADV	PPG	PP %	PK %
CALGARY	17	4	23.5	13	1	7.7	30	5	16.7	77.3
Colorado	11	2	18.2	11	3	27.3	22	5	22.7	83.3

ALL-TIME: 53-46-25 at Calgary; 31-19-12 at Colorado; 22-27-13

LAST WIN: in CALGARY Nov. 18, 2008 in Colorado Nov. 20, 2008



FLAMES vs COLUMBUS



DATE	TEAMS		ATTND.	W/T GOAL	GOALTENDERS
Nov. 8, 2008	CALGARY	1 AT Columbus	3 14088	Derick Brassard	McElhinney - Mason
Jan. 21, 2009	Columbus	4 AT CALGARY	5 SHO 19289	Todd Bertuzzi	Mason - Kiprusoff
Feb. 24, 2009	Columbus	1 AT CALGARY	4 19289	Dion Phaneuf	Mason - Kiprusoff
Mar. 26, 2009	CALGARY	0 AT Columbus	5 16237	Manny Malhotra	Kiprusoff / McElhinney - Mason

08-09	GP	W	L	OTL	SHOL	PTS	GF	GA	PPG	SHG	PEN	PIM
CALGARY	4	2	2	0	0	4	9	13	3	0	41	132
Columbus	4	2	1	0	1	5	13	9	3	1	43	141

GOALS AND SHOTS BY PERIODS

	1st	2nd	3rd	OT	TOTALS	PCT
CALGARY	2 - 44	5 - 31	2 - 38	0 - 2	9 - 115	7.8
Columbus	6 - 52	4 - 41	3 - 33	0 - 0	13 - 126	10.3

CALGARY	GP	G	A	PTS	PIM	+/-	PPG	SHG	ENG	COLUMBUS	GP	G	A	PTS	PIM	+/-	PPG	SHG	EN
Jarome Iginla	4	4	3	7	6	1	1	0	1	Rick Nash	4	1	4	5	2	1	0	1	0
Mike Cammalleri	4	3	2	5	12	1	1	0	0	R.J. Umberger	4	4	0	4	4	-1	1	0	0
Dion Phaneuf	4	1	1	2	26	-2	1	0	0	Jason Williams	3	2	2	4	0	1	2	0	0
Adrian Aucoin	4	0	2	2	0	-1	0	0	0	Manny Malhotra	4	2	2	4	0	1	0	0	0
Craig Conroy	4	0	2	2	2	1	0	0	0	Kristian Huselius	2	0	4	4	4	1	0	0	0
David Moss	4	1	0	1	0	-3	0	0	0	Jakub Voracek	4	1	2	3	14	3	0	0	0
Mark Giordano	2	0	1	1	2	-1	0	0	0	Jan Hejda	4	0	3	3	4	1	0	0	0
Jamie Lundmark	2	0	1	1	0	0	0	0	0	Fredrik Modin	2	0	2	2	4	1	0	0	0
Todd Bertuzzi	4	0	1	1	7	-3	0	0	0	Derick Brassard	1	1	0	1	0	2	0	0	0
Dustin Boyd	4	0	1	1	0	-1	0	0	0	Jason Chimera	2	1	0	1	5	2	0	0	0
Curtis Glencross	4	0	1	1	4	-1	0	0	0	Raffi Torres	4	1	0	1	2	0	0	0	0
Cory Sarich	4	0	1	1	4	-2	0	0	0	Kris Russell	3	0	1	1	12	-1	0	0	0
Kyle Greentree	1	0	0	0	0	-1	0	0	0	Mike Commodore	4	0	1	1	12	1	0	0	0
Olli Jokinen	1	0	0	0	2	-2	0	0	0	Rostislav Klesla	1	0	0	0	7	1	0	0	0
Jordan Leopold	1	0	0	0	2	-1	0	0	0	Jiri Novotny	1	0	0	0	0	1	0	0	0
Wayne Primeau	1	0	0	0	4	0	0	0	0	Alexandre Picard	1	0	0	0	0	0	0	0	0
Andre Roy	1	0	0	0	2	0	0	0	0	Aaron Rome	1	0	0	0	0	0	0	0	0
Rene Bourque	2	0	0	0	0	-2	0	0	0	Antoine Vermette	1	0	0	0	0	1	0	0	0
Matthew Lombardi	2	0	0	0	2	1	0	0	0	Christian Backman	2	0	0	0	0	1	0	0	0
Curtis McElhinney	2	0	0	0	0	0	0	0	0	Ole-Kristian Tollefsen	2	0	0	0	6	1	0	0	0
Brandon Prust	2	0	0	0	9	0	0	0	0	Derek Dorsett	3	0	0	0	14	0	0	0	0
Miikka Kiprusoff	3	0	0	0	0	0	0	0	0	Michael Peca	3	0	0	0	2	-1	0	0	0
Daymond Langkow	3	0	0	0	0	-3	0	0	0	Jared Boll	4	0	0	0	22	-1	0	0	0
Adam Parady	3	0	0	0	14	0	0	0	0	Steve Mason	4	0	0	0	0	0	0	0	0
James Vandermeer	3	0	0	0	15	-1	0	0	0	Marc Methot	4	0	0	0	23	2	0	0	0
Eric Nystrom	4	0	0	0	7	-1	0	0	0	Andrew Murray	4	0	0	0	0	1	0	0	0
Robyn Regehr	4	0	0	0	12	0	0	0	0	Fedor Tyutin	4	0	0	0	4	2	0	0	0
TOTALS	4	9	16	25	132	-21	3	0	1	TOTALS	4	13	21	34	141	20	3	1	0

Goaltenders	GP	MP	GA	EN	SO	SVS	AVG	SAVE %
Curtis McElhinney (0-1-0-0)	2	97	5	0	0	42	3.10	89.4
Miikka Kiprusoff (2-1-0-0)	3	148	8	0	0	71	3.25	89.9
TOTALS	4	245	13	0	0	113	3.18	89.7

Goaltenders	GP	MP	GA	EN	SO	SVS	AVG	SAVE %
Steve Mason (2-1-0-1)	4	244	8	1	1	106	1.97	93.0
TOTALS	4	245	8	1	1	106	2.20	92.2

POWERPLAY	HOME			ROAD			OVERALL			
	ADV	PPG	PCT	ADV	PPG	PCT	ADV	PPG	PP %	PK %
CALGARY	8	2	25.0	13	1	7.7	21	3	14.3	85.7
Columbus	9	1	11.1	12	2	16.7	21	3	14.3	85.7

ALL-TIME: 15-14-3 at Calgary; 11-3-2 at Columbus; 4-11-1

LAST WIN: in CALGARY Feb. 24, 2009 in Columbus Dec. 18, 2007



FLAMES vs DALLAS



DATE	TEAMS			ATTND.	WINNING GOAL	GOALTENDERS	
Dec. 2, 2008	Dallas	3	AT CALGARY	1	19289	Fabian Brunnstrom	Turco - Kiprusoff
Feb. 3, 2009	CALGARY	1	AT Dallas	3	16395	James Neal	Kiprusoff - Turco
Mar. 18, 2009	Dallas	1	AT CALGARY	2	19289	Eric Nystrom	Turco - Kiprusoff
Apr. 2, 2009	CALGARY	2	AT Dallas	1	17106	Craig Conroy	Kiprusoff - Turco

08-09	GP	W	L	OTL	SHOL	PTS	GF	GA	PPG	SHG	PEN	PIM
CALGARY	4	2	2	0	0	4	6	8	1	0	15	35
Dallas	4	2	2	0	0	4	8	6	2	0	12	27

GOALS AND SHOTS BY PERIODS

	1st	2nd	3rd	OT	TOTALS	PCT
CALGARY	2 - 41	3 - 44	1 - 32	0 - 0	6 - 117	5.1
Dallas	3 - 33	3 - 38	2 - 33	0 - 0	8 - 104	7.7

CALGARY	GP	G	A	PTS	PIM	+/-	PPG	SHG	ENG	DALLAS	GP	G	A	PTS	PIM	+/-	PPG	SHG	EN
Jarome Iginla	4	1	1	2	0	-2	0	0	0	Loui Eriksson	4	1	2	3	2	2	0	0	1
Dustin Boyd	3	0	2	2	0	1	0	0	0	James Neal	4	1	2	3	2	3	1	0	0
Dion Phaneuf	4	0	2	2	0	-1	0	0	0	Stephane Robidas	3	0	3	3	2	2	0	0	0
Jamie Lundmark	2	1	0	1	5	1	0	0	0	Fabian Brunnstrom	3	2	0	2	2	1	0	0	0
Mike Cammalleri	4	1	0	1	4	-4	1	0	0	Brad Richards	2	1	1	2	0	2	0	0	0
Craig Conroy	4	1	0	1	0	1	0	0	0	Matt Niskanen	4	0	2	2	0	-1	0	0	0
David Moss	4	1	0	1	0	-1	0	0	0	Brendan Morrison	2	1	0	1	0	1	0	0	0
Eric Nystrom	4	1	0	1	0	0	0	0	0	Toby Petersen	2	1	0	1	0	0	0	0	0
Jordan Leopold	2	0	1	1	0	1	0	0	0	Jere Lehtinen	3	1	0	1	0	0	1	0	0
Matthew Lombardi	2	0	1	1	4	0	0	0	0	Trevor Daley	3	0	1	1	0	-1	0	0	0
James Vandermeer	2	0	1	1	0	3	0	0	0	Joel Lundqvist	3	0	1	1	0	0	0	0	0
Todd Bertuzzi	3	0	1	1	4	-1	0	0	0	Steve Ott	3	0	1	1	9	-2	0	0	0
Adrian Aucoin	4	0	1	1	0	-2	0	0	0	Nicklas Grossman	4	0	1	1	2	2	0	0	0
Daymond Langkow	4	0	1	1	2	-1	0	0	0	Mike Ribeiro	4	0	1	1	2	-1	0	0	0
Wayne Primeau	1	0	0	0	0	0	0	0	0	Steve Begin	1	0	0	0	0	-1	0	0	0
Brandon Prust	1	0	0	0	0	0	0	0	0	Mark Fistric	1	0	0	0	2	1	0	0	0
Rene Bourque	2	0	0	0	0	0	0	0	0	Dan Jancevski	1	0	0	0	0	0	0	0	0
Mark Giordano	2	0	0	0	2	-2	0	0	0	Doug Janik	1	0	0	0	0	0	0	0	0
Olli Jokinen	2	0	0	0	4	0	0	0	0	Garrett Stafford	1	0	0	0	0	0	0	0	0
Warren Peters	2	0	0	0	0	0	0	0	0	Tom Wandell	1	0	0	0	0	0	0	0	0
Andre Roy	2	0	0	0	0	0	0	0	0	Krystofer Barch	2	0	0	0	0	0	0	0	0
Adam Pardy	3	0	0	0	0	0	0	0	0	Mark Parrish	2	0	0	0	0	0	0	0	0
Cory Sarich	3	0	0	0	4	1	0	0	0	Brian Sutherby	2	0	0	0	2	0	0	0	0
Curtis Glencross	4	0	0	0	0	1	0	0	0	Landon Wilson	2	0	0	0	0	0	0	0	0
Mikikka Kiprusoff	4	0	0	0	0	0	0	0	0	Andrew Hutchinson	3	0	0	0	0	-1	0	0	0
Robyn Regehr	4	0	0	0	4	-1	0	0	0	Mike Modano	3	0	0	0	0	-1	0	0	0
Bench					2					Chris Conner	4	0	0	0	0	0	0	0	0
TOTALS	4	6	11	17	35	-6	1	0	0	Darryl Sydor	4	0	0	0	2	-1	0	0	0
										Marty Turco	4	0	0	0	0	0	0	0	0
										TOTALS	4	8	15	23	27	5	2	0	1

Goaltenders	GP	MP	GA	EN	SO	SVS	AVG	SAVE %	Goaltenders	GP	MP	GA	EN	SO	SVS	AVG	SAVE %
Mikikka Kiprusoff (2-2-0-0)	4	237	7	1	0	96	1.77	93.2	Marty Turco (2-2-0-0)	4	238	6	0	0	111	1.51	94.9
TOTALS	4	240	7	1	0	96	2.00	92.3	TOTALS	4	240	6	0	0	111	1.50	94.9

POWERPLAY	HOME			ROAD			OVERALL			
	ADV	PPG	PCT	ADV	PPG	PCT	ADV	PPG	PP %	PK %
CALGARY	6	0	0.0	5	1	20.0	11	1	9.1	86.7
Dallas	7	0	0.0	8	2	25.0	15	2	13.3	90.9

ALL-TIME: 61-51-28 at Calgary; 37-17-16 at Dallas; 24-34-12

LAST WIN: in CALGARY Mar. 18, 2009 in Dallas Apr. 2, 2009



FLAMES vs DETROIT



DATE	TEAMS		ATTND.	WINNING GOAL	GOALTENDERS
Nov. 22, 2008	Detroit	5 AT CALGARY	2 19289	Jiri Hudler	Conklin - Kiprusoff
Dec. 10, 2008	CALGARY	3 AT Detroit	4 OT 19335	Nicklas Lidstrom @ 3:50	McElhinney - Conklin
Mar. 12, 2009	CALGARY	6 AT Detroit	5 SHO 20066	Olli Jokinen	Kiprusoff - Conklin
Mar. 23, 2009	Detroit	3 AT CALGARY	5 19289	Curtis Glencross	Osgood/Conklin - Kiprusoff

08-09	GP	W	L	OTL	SHOL	PTS	GF	GA	PPG	SHG	PEN	PIM
CALGARY	4	2	1	1	0	5	15	17	4	0	21	53
Detroit	4	2	1	0	1	5	17	15	3	0	21	42

GOALS AND SHOTS BY PERIODS

	1st	2nd	3rd	OT	TOTALS	PCT
CALGARY	4 - 32	4 - 42	7 - 48	0 - 3	15 - 125	12.0
Detroit	3 - 58	5 - 47	8 - 42	1 - 7	17 - 154	11.0

CALGARY	GP	G	A	PTS	PIM	+/	PPG	SHG	ENG	DETROIT	GP	G	A	PTS	PIM	+/	PPG	SHG	EN
Jamie Lundmark	2	3	2	5	2	4	0	0	0	Pavel Datsyuk	4	2	5	7	0	3	0	0	0
Craig Conroy	4	2	3	5	0	3	0	0	1	Johan Franzen	4	1	4	5	8	3	0	0	0
Curtis Glencross	4	2	3	5	0	2	0	0	0	Brian Rafalski	4	1	4	5	0	5	0	0	0
Mike Cammalleri	4	1	4	5	2	0	1	0	0	Nicklas Lidstrom	4	2	2	4	2	6	1	0	0
David Moss	4	1	4	5	6	1	1	0	0	Valtteri Filppula	4	2	1	3	0	3	0	0	0
Dion Phaneuf	4	1	4	5	7	-4	0	0	0	Jiri Hudler	4	2	1	3	0	2	0	0	0
Daymond Langkow	2	2	4	0	0	0	0	0	0	Henrik Zetterberg	4	2	1	3	6	0	1	0	0
Adrian Aucoin	4	0	3	3	6	-2	0	0	0	Daniel Cleary	3	1	2	3	2	2	0	0	0
Olli Jokinen	2	2	0	2	0	-2	1	0	0	Niklas Kronwall	4	0	3	3	4	-2	0	0	0
Mark Giordano	2	1	0	1	0	-4	1	0	0	Marian Hossa	3	1	1	2	0	1	0	0	1
Todd Bertuzzi	2	0	1	1	4	-5	0	0	0	Tomas Holmstrom	2	0	2	2	4	1	0	0	0
James Vandermeer	0	1	1	14	0	0	0	0	0	Andreas Lilja	2	0	2	2	2	2	0	0	0
Jarome Iginla	4	0	1	1	0	-5	0	0	0	Brett Lebda	4	1	0	1	8	2	0	0	0
Cory Sarich	4	0	1	1	2	2	0	0	0	Kirk Maltby	4	1	0	1	0	1	0	0	0
Curtis McElhinney	1	0	0	0	2	0	0	0	0	Mikael Samuelsson	4	1	0	1	2	-1	1	0	0
Wayne Primeau	1	0	0	0	2	0	0	0	0	Kris Draper	4	0	1	1	2	-2	0	0	0
David Van Der Gulik	1	0	0	0	0	-2	0	0	0	Tomas Kopecky	4	0	1	1	0	-4	0	0	0
Rene Bourque	2	0	0	0	0	-1	0	0	0	Darren McCarty	1	0	0	0	0	0	0	0	0
Jordan Leopold	2	0	0	0	2	2	0	0	0	Chris Osgood	1	0	0	0	0	0	0	0	0
Matthew Lombardi	2	0	0	0	2	-1	0	0	0	Jonathan Ericsson	2	0	0	0	0	-2	0	0	0
Adam Parfy	2	0	0	0	0	0	0	0	0	Derek Meech	3	0	0	0	0	0	0	0	0
Warren Peters	2	0	0	0	0	-2	0	0	0	Ty Conklin	4	0	0	0	0	0	0	0	0
Andre Roy	2	0	0	0	0	0	0	0	0	Brad Stuart	4	0	0	0	2	-5	0	0	0
Miikka Kiprusoff	3	0	0	0	0	0	0	0	0										
Dustin Boyd	4	0	0	0	0	1	0	0	0										
Eric Nystrom	4	0	0	0	0	-2	0	0	0										
Robyn Regehr	4	0	0	0	2	0	0	0	0										
TOTALS	4	15	29	44	53	-15	4	0	1	TOTALS	4	17	30	47	42	15	3	0	1

Goaltenders	GP	MP	GA	EN	SO	SVS	AVG	SAVE %
Curtis McElhinney (0-0-1-0)	1	64	4	0	0	35	3.77	89.7
Miikka Kiprusoff (2-1-0-0)	3	184	12	1	0	102	3.92	89.5
TOTALS	4	249	16	1	0	137	4.10	89.0

Goaltenders	GP	MP	GA	EN	SO	SVS	AVG	SAVE %
Ty Conklin (2-1-0-1)	4	223	11	1	0	99	2.96	90.0
Chris Osgood (0-0-0-0)	1	26	3	0	0	11	7.02	78.6
TOTALS	4	249	14	1	0	110	3.61	88.0

POWERPLAY	HOME			ROAD			OVERALL			
	ADV	PPG	PCT	ADV	PPG	PCT	ADV	PPG	PP %	PK %
CALGARY	8	2	25.0	9	2	22.2	17	4	23.5	81.3
Detroit	4	0	0.0	12	3	25.0	16	3	18.8	76.5

ALL-TIME: 59-58-18 at Calgary; 39-22-7 at Detroit; 20-36-11

LAST WIN: in CALGARY Mar. 23, 2009 in Detroit Mar. 12, 2009 (Shootout)



FLAMES vs EDMONTON



DATE	TEAMS	ATTND.	WINNING GOAL	GOALTENDERS
Oct. 17, 2008	Edmonton 4 AT CALGARY 3	19289	Robert Nilsson	Drouin-Deslauriers - Kiprusoff
Oct. 18, 2008	CALGARY 2 AT Edmonton 3	16839	Andrew Coglianio	Kiprusoff - Garon
Dec. 31, 2008	Edmonton 4 AT CALGARY 6	19289	Dustin Boyd	Roloson - Kiprusoff
Feb. 21, 2009	CALGARY 3 AT Edmonton 2 SHO	16839	Todd Bertuzzi	Kiprusoff - Roloson
Apr. 10, 2009	CALGARY 1 AT Edmonton 5	16839	Steve MacIntyre	Kiprusoff/McElhinney - Drouin-Deslauriers
Apr. 11, 2009	Edmonton 1 AT CALGARY 4	19289	Michael Cammalleri	Drouin-Deslauriers - McElhinney

08-09	GP	W	L	OTL	SHO	PTS	GF	GA	PPG	SHG	PEN	PIM
CALGARY	6	3	3	0	0	6	18	19	6	0	31	81
Edmonton	6	3	2	0	1	7	19	18	5	0	28	59

GOALS AND SHOTS BY PERIODS

	1st	2nd	3rd	OT	TOTALS	PCT
CALGARY	5 - 63	5 - 77	8 - 66	0 - 2	18 - 208	8.7
Edmonton	4 - 57	10 - 70	5 - 66	0 - 1	19 - 194	9.8

CALGARY	GP	G	A	PTS	PIM	+/-	PPG	SHG	ENG	EDMONTON	GP	G	A	PTS	PIM	+/-	PPG	SHG	EN
Mike Cammalleri	6	5	5	10	0	7	1	0	1	Denis Grebeshkov	5	1	6	7	10	5	0	0	0
Jarome Iginla	6	3	4	7	2	1	1	0	0	Sheldon Souray	5	1	5	6	6	1	1	0	0
Daymond Langkow	5	1	4	5	0	-5	1	0	0	Shawn Horcoff	6	1	4	5	0	-1	0	0	0
Craig Conroy	6	1	3	4	4	4	0	0	0	Erik Cole	4	3	1	4	6	3	1	0	0
Adrian Aucoin	6	2	1	3	6	-2	1	0	0	Ales Hemsky	5	1	3	4	4	0	0	0	0
Todd Bertuzzi	6	2	0	2	4	-4	2	0	0	Tom Gilbert	6	1	3	4	4	1	0	0	0
David Moss	6	1	1	2	0	-1	0	0	0	Lubomir Visnovsky	3	2	1	3	2	0	1	0	0
Matt Pelech	2	0	2	2	0	3	0	0	0	Andrew Coglianio	6	2	1	3	0	-3	0	0	0
Curtis Glencross	4	0	2	2	2	-1	0	0	0	Fernando Pisani	4	1	2	3	2	0	0	0	0
Jamie Lundmark	3	1	0	1	2	-1	0	0	0	Robert Nilsson	5	2	0	2	2	5	2	0	0
Dustin Boyd	4	1	0	1	2	0	0	0	0	Ethan Moreau	6	1	1	2	2	0	0	0	0
Matthew Lombardi	4	1	0	1	4	0	0	0	0	Marc-Antoine Pouliot	3	0	2	2	0	1	0	0	0
Olli Jokinen	2	0	1	1	2	0	0	0	0	Kyle Brodziak	5	0	2	2	0	1	0	0	0
Jordan Leopold	2	0	1	1	0	-2	0	0	0	Sam Gagner	5	0	2	2	2	3	0	0	0
John Negrin	2	0	1	1	0	-2	0	0	0	Jason Strudwick	5	0	2	2	0	-2	0	0	0
Mark Giordano	3	0	1	1	0	-1	0	0	0	Ales Kotalik	2	1	0	1	0	0	0	0	0
Adam Pardy	4	0	1	1	4	-2	0	0	0	Patrick O'Sullivan	2	1	0	1	0	1	0	0	0
Dion Phaneuf	4	0	1	1	2	0	0	0	0	Steve MacIntyre	5	1	0	1	9	-1	0	0	0
Cory Sarich	4	0	1	1	2	0	0	0	0	Gilbert Brule	1	0	0	0	2	0	0	0	0
Eric Nystrom	5	0	1	1	0	-1	0	0	0	Mathieu Garon	1	0	0	0	0	0	0	0	0
James Vandermeer	5	0	1	1	4	-1	0	0	0	Jean-Francois Jacques	1	0	0	0	0	-1	0	0	0
Kyle Greentree	1	0	0	0	0	0	0	0	0	Taylor Chorney	2	0	0	0	0	-4	0	0	0
Wayne Primeau	1	0	0	0	2	0	0	0	0	Theo Peckham	2	0	0	0	2	1	0	0	0
Curtis McElhinney	2	0	0	0	0	0	0	0	0	Dwayne Roloson	2	0	0	0	0	0	0	0	0
Brandon Prust	2	0	0	0	17	0	0	0	0	Jeff Drouin-Deslauriers	3	0	0	0	0	0	0	0	0
Andre Roy	2	0	0	0	12	0	0	0	0	Liam Reddox	3	0	0	0	0	-3	0	0	0
Rene Bourque	3	0	0	0	6	-2	0	0	0	Ladislav Smid	3	0	0	0	0	-1	0	0	0
Robyn Regehr	4	0	0	0	2	1	0	0	0	Zachery Stortini	3	0	0	0	0	-1	0	0	0
Mikikka Kiprusoff	5	0	0	0	0	0	0	0	0	Dustin Penner	5	0	0	0	0	1	0	0	0
Bench					2					Steve Staikos	6	0	0	0	4	3	0	0	0
TOTALS	6	18	31	49	81	-9	6	0	1	TOTALS	6	19	35	54	59	9	5	0	0

Goaltenders	GP	MP	GA	EN	SO	SVS	AVG	SAVE %
Curtis McElhinney (1-0-0-0)	2	68	3	0	0	38	2.65	92.7
Mikikka Kiprusoff (2-3-0-0)	5	296	16	0	0	137	3.25	89.5
TOTALS	6	365	19	0	0	175	3.12	90.2

Goaltenders	GP	MP	GA	EN	SO	SVS	AVG	SAVE %
Mathieu Garon (1-0-0-0)	1	60	2	0	0	31	2.00	93.9
Jeff Drouin-Deslauriers (2-1-0-0)	3	179	8	0	0	98	2.68	92.5
Dwayne Roloson (0-1-0-1)	2	124	7	1	0	61	3.39	89.7
TOTALS	6	365	17	1	0	190	2.96	91.3

POWERPLAY	HOME			ROAD			OVERALL			
	ADV	PPG	PCT	ADV	PPG	PCT	ADV	PPG	PP %	PK %
CALGARY	10	4	40.0	15	2	13.3	25	6	24.0	80.8
Edmonton	12	4	33.3	14	1	7.1	26	5	19.2	76.0

ALL-TIME: 89-81-22 at Calgary; 53-33-10 at Edmonton; 36-48-12

LAST WIN: in CALGARY Apr. 11, 2009 in Edmonton Feb. 21, 2009



FLAMES vs FLORIDA



DATE	TEAMS	ATTND.	WINNING GOAL	GOALTENDERS
Dec. 12, 2008	Florida 3 AT CALGARY	2 SH0 19289	Stephen Weiss	Vokoun - Kiprusoff

08-09	GP	W	L	OTL	SHOL	PTS	GF	GA	PPG	SHG	PEN	PIM
CALGARY	1	0	0	0	1	1	2	2	0	0	4	8
Florida	1	1	0	0	0	2	2	2	0	1	5	10

GOALS AND SHOTS BY PERIODS

	1st	2nd	3rd	OT	TOTALS	PCT
CALGARY	1 - 10	1 - 8	0 - 17	0 - 2	2 - 37	5.4
Florida	1 - 12	1 - 10	0 - 4	0 - 3	2 - 29	6.9

CALGARY	GP	G	A	PTS	PIM	+/-	PPG	SHG	ENG	FLORIDA	GP	G	A	PTS	PIM	+/-	PPG	SHG	EN
Rene Bourque	1	2	0	2	0	2	0	0	0	Kamil Krepis	1	1	1	2	0	1	0	1	0
Curtis Glencross	1	0	2	2	0	2	0	0	0	Jay Bouwmeester	1	1	0	1	0	2	0	0	0
Matthew Lombardi	1	0	1	1	2	2	0	0	0	Michael Frolik	1	0	1	1	0	0	0	0	0
Adam Pardy	1	0	1	1	2	1	0	0	0	Keith Ballard	1	0	0	0	0	-2	0	0	0
Adrian Aucoin	1	0	0	0	0	0	0	0	0	Nick Boynton	1	0	0	0	0	-2	0	0	0
Todd Bertuzzi	1	0	0	0	0	-1	0	0	0	Gregory Campbell	1	0	0	0	0	-1	0	0	0
Dustin Boyd	1	0	0	0	0	0	0	0	0	Jassen Cullimore	1	0	0	0	2	0	0	0	0
Mike Cammalleri	1	0	0	0	0	-1	0	0	0	Radek Dvorak	1	0	0	0	0	-1	0	0	0
Craig Conroy	1	0	0	0	0	-1	0	0	0	Tanner Glass	1	0	0	0	0	0	0	0	0
Mark Giordano	1	0	0	0	0	-1	0	0	0	Shawn Matthias	1	0	0	0	1	0	0	0	0
Jarome Iginla	1	0	0	0	2	-1	0	0	0	Bryan McCabe	1	0	0	0	0	0	0	0	0
Mikka Kiprusoff	1	0	0	0	0	0	0	0	0	Brett McLean	1	0	0	0	0	0	0	0	0
Daymond Langkow	1	0	0	0	0	-1	0	0	0	Ville Peltonen	1	0	0	0	2	0	0	0	0
David Moss	1	0	0	0	0	-1	0	0	0	Michal Repik	1	0	0	0	2	0	0	0	0
Eric Nystrom	1	0	0	0	0	0	0	0	0	Karlis Skrastins	1	0	0	0	0	2	0	0	0
Dion Phaneuf	1	0	0	0	0	-1	0	0	0	Anthony Stewart	1	0	0	0	0	0	0	0	0
Robyn Regehr	1	0	0	0	0	0	0	0	0	Nick Tarnasky	1	0	0	0	2	0	0	0	0
Andre Roy	1	0	0	0	0	0	0	0	0	Tomas Vokoun	1	0	0	0	0	0	0	0	0
Cory Sarich	1	0	0	0	2	1	0	0	0	Stephen Weiss	1	0	0	0	0	-1	0	0	00
TOTALS	1	2	4	6	8	0	0	0	0	TOTALS	1	2	2	4	8	-1	0	1	0

Goaltenders	GP	MP	GA	EN	SO	SVS	AVG	SAVE %	Goaltenders	GP	MP	GA	EN	SO	SVS	AVG	SAVE %
Mikka Kiprusoff (0-0-0-1)	1	65	2	0	0	27	1.85	93.1	Tomas Vokoun (1-0-0-0)	1	65	2	0	0	35	1.85	94.6
TOTALS	1	65	2	0	0	27	1.85	93.1	TOTALS	1	65	2	0	0	35	1.85	94.6

POWERPLAY	HOME			ROAD			OVERALL			
	ADV	PPG	PCT	ADV	PPG	PCT	ADV	PPG	PP %	PK %
CALGARY	5	0	0.0	0	0	0.0	5	0	0.0	100.0
Florida	4	0	0.0	0	0	0.0	4	0	0.0	100.0

ALL-TIME: 10-6-4 at Calgary; 5-3-2 at Florida; 5-3-2

LAST WIN: in Calgary Jan. 4, 2007 OT in Florida Dec. 11, 2007 SHO



FLAMES vs LOS ANGELES



DATE	TEAMS		ATTND.	WINNING GOAL	GOALTENDERS
Nov. 1, 2008	CALGARY	3 AT Los Angeles	2 16279	Daymond Langkow	Kiprusoff - LaBarbera
Nov. 25, 2008	Los Angeles	2 AT CALGARY	6 19289	Jarome Iginla	Ersberg/LaBarbera - Kiprusoff
Feb. 12, 2009	CALGARY	2 AT Los Angeles	0 17286	Michael Cammalleri	Kiprusoff - Quick
Apr. 6, 2009	Los Angeles	1 AT CALGARY	4 19289	Jarome Iginla	Ersberg - Kiprusoff

08-09	GP	W	L	OTL	SHOL	PTS	GF	GA	PPG	SHG	PEN	PIM
CALGARY	4	4	0	0	0	8	15	5	4	0	28	73
Los Angeles	4	0	4	0	0	0	5	15	1	1	35	87

GOALS AND SHOTS BY PERIODS

	1st	2nd	3rd	OT	TOTALS	PCT
CALGARY	4 - 35	5 - 42	6 - 37	0 - 0	15 - 114	13.2
Los Angeles	0 - 40	2 - 38	3 - 43	0 - 0	5 - 121	4.1

CALGARY	GP	G	A	PTS	PIM	+/-	PPG	SHG	ENG	LOS ANGELES	GP	G	A	PTS	PIM	+/-	PPG	SHG	EN
Mike Cammalleri	4	2	3	5	0	2	1	0	0	Alexander Frolov	4	1	2	3	2	1	0	1	0
Jarome Iginla	4	2	3	5	2	2	1	0	0	Kyle Quincey	3	0	3	3	2	2	0	0	0
Craig Conroy	4	0	5	5	2	3	0	0	0	Oscar Moller	4	2	0	2	2	1	1	0	0
Rene Bourque	3	3	1	4	4	3	0	0	1	Wayne Simmonds	4	1	1	2	7	0	0	0	0
Curtis Glencross	4	1	3	4	0	4	0	0	0	Anze Kopitar	4	1	0	1	2	-4	0	0	0
Todd Bertuzzi	4	0	4	4	2	2	0	0	0	Dustin Brown	4	0	1	1	4	-3	0	0	0
Daymond Langkow	4	2	0	2	0	1	0	0	0	Matt Greene	4	0	1	1	2	2	0	0	0
David Moss	4	2	0	2	0	-1	1	0	0	Michal Handzus	4	0	1	1	6	-1	0	0	0
James Vandermeer	2	1	1	2	14	1	0	0	0	Matt Moulson	1	0	0	0	0	-1	0	0	0
Adrian Aucoin	4	1	1	2	2	1	1	0	0	Tom Preissing	1	0	0	0	0	0	0	0	0
Matthew Lombardi	2	0	2	2	1	0	0	0	0	Edward Purcell	1	0	0	0	0	-3	0	0	0
Eric Nystrom	4	1	0	1	2	1	0	0	0	Jonathan Quick	1	0	0	0	0	0	0	0	0
Jordan Leopold	1	0	1	1	0	1	0	0	0	Brad Richardson	1	0	0	0	0	0	0	0	0
Matt Pelech	1	0	1	1	7	0	0	0	0	Justin Williams	1	0	0	0	0	0	0	0	0
Wayne Primeau	2	0	1	1	0	0	0	0	0	Derek Armstrong	2	0	0	0	2	-4	0	0	0
Cory Sarich	3	0	1	1	6	3	0	0	0	Davis Drewiske	2	0	0	0	2	-2	0	0	0
Dion Phaneuf	4	0	1	1	13	4	0	0	0	Erik Ersberg	2	0	0	0	0	0	0	0	0
Olli Jokinen	1	0	0	0	0	1	0	0	0	Jack Johnson	2	0	0	0	0	-3	0	0	0
Jamie Lundmark	1	0	0	0	0	0	0	0	0	Jason LaBarbera	2	0	0	0	0	0	0	0	0
Warren Peters	1	0	0	0	5	0	0	0	0	Brian Boyle	3	0	0	0	11	-3	0	0	0
Brandon Prust	1	0	0	0	0	1	0	0	0	Kyle Calder	3	0	0	0	0	-1	0	0	0
Andre Roy	1	0	0	0	0	0	0	0	0	Denis Gauthier	3	0	0	0	2	-1	0	0	0
Dustin Boyd	3	0	0	0	2	0	0	0	0	Peter Harrold	3	0	0	0	0	-1	0	0	0
Mark Giordano	3	0	0	0	4	1	0	0	0	Patrick O'Sullivan	3	0	0	0	6	-2	0	0	0
Adam Parry	3	0	0	0	4	2	0	0	0	Jarret Stoll	3	0	0	0	6	0	0	0	0
Robyn Regehr	3	0	0	0	2	1	0	0	0	Drew Doughty	4	0	0	0	2	-6	0	0	0
Miikka Kiprusoff	4	0	0	0	0	0	0	0	0	Raitis Ivanans	4	0	0	0	10	-2	0	0	0
TOTALS	4	15	28	43	73	34	4	0	1	Sean O'Donnell	4	0	0	0	19	-5	0	0	0
										TOTALS	4	5	9	14	87	-36	1	1	0

Goaltenders	GP	MP	GA	EN	SO	SVS	AVG	SAVE %
Miikka Kiprusoff (4-0-0-0)	4	240	5	0	1	116	1.25	95.9
TOTALS	4	240	5	0	1	116	1.25	95.9

Goaltenders	GP	MP	GA	EN	SO	SVS	AVG	SAVE %
Jonathan Quick (0-1-0-0)	1	59	1	1	0	18	1.01	94.7
Jason LaBarbera (0-1-0-0)	2	89	5	0	0	33	3.39	86.8
Erik Ersberg (0-2-0-0)	2	90	8	0	0	48	5.33	85.7
TOTALS	4	240	14	1	0	99	3.75	86.8

POWERPLAY	HOME			ROAD			OVERALL		
	ADV	PPG	PCT	ADV	PPG	PCT	ADV	PPG	PP % PK %
CALGARY	15	2	13.3	8	2	25.0	23	4	17.4 94.1
Los Angeles	5	0	0.0	12	1	8.3	17	1	5.9 82.6

ALL-TIME: 103-75-23 at Calgary; 62-28-12 at Los Angeles; 41-47-11

LAST WIN: in CALGARY Apr. 6, 2009 in Los Angeles Feb. 12, 2009



FLAMES vs MINNESOTA



DATE	TEAMS	ATTND.	WINNING GOAL	GOALTENDERS
Dec. 17, 2008	CALGARY 3 AT Minnesota	2 OT 18568	Todd Bertuzzi @ 3:48	Kiprusoff - Backstrom
Dec. 29, 2008	Minnesota 1 AT CALGARY	2 19289	Eric Nystrom	Harding - Kiprusoff
Feb. 19, 2009	CALGARY 3 AT Minnesota	2 OT 18568	Adrian Aucoin @ 3:50	Kiprusoff - Backstrom
Feb. 27, 2009	Minnesota 1 AT CALGARY	4 19289	Dion Phaneuf	Backstrom - Kiprusoff
Mar. 28, 2009	Minnesota 2 AT CALGARY	3 19289	Eric Nystrom	Backstrom - Kiprusoff
Apr. 3, 2009	CALGARY 0 AT Minnesota	4 18568	Andrew Brunette	Kiprusoff/McElhinney - Backstrom

08-09	GP	W	L	OTL	SHL	PTS	GF	GA	PPG	SHG	PEN	PIM
CALGARY	6	5	1	0	0	10	15	12	1	1	23	55
Minnesota	6	1	3	2	0	4	12	15	1	1	25	59

GOALS AND SHOTS BY PERIODS

	1st	2nd	3rd	OT	TOTALS	PCT
CALGARY	4 - 65	7 - 51	2 - 58	2 - 3	15 - 177	8.5
Minnesota	4 - 48	5 - 45	3 - 38	0 - 6	12 - 137	8.8

CALGARY	GP	G	A	PTS	PIM	+/-	PPG	SHG	ENG	MINNESOTA	GP	G	A	PTS	PIM	+/-	PPG	SHG	EN
Todd Bertuzzi	6	1	4	5	4	3	0	0	0	Andrew Brunette	6	3	1	4	2	-1	1	0	0
Daymond Langkow	4	3	1	4	4	2	0	0	0	Marian Gaborik	3	2	1	3	0	1	0	0	0
Jamie Lundmark	4	2	2	4	0	1	0	0	0	Stephane Veilleux	6	1	2	3	7	-2	0	0	0
Mike Cammalleri	6	2	1	3	2	0	1	0	0	Dan Fritsche	4	1	1	2	2	-2	0	1	0
Eric Nystrom	6	2	0	2	4	2	0	1	0	Marc-Andre Bergeron	5	1	1	2	2	0	0	0	0
Rene Bourque	3	1	1	2	5	1	0	0	0	Cal Clutterbuck	6	1	1	2	8	-1	0	0	0
Adrian Aucoin	5	1	1	2	0	1	0	0	0	James Sheppard	6	1	1	2	2	-1	0	0	0
Dustin Boyd	5	1	1	2	0	0	0	0	0	Eric Belanger	6	0	2	2	0	1	0	0	0
Craig Conroy	6	1	1	2	2	1	0	0	0	Martin Skoula	6	0	2	2	2	-2	0	0	0
Dion Phaneuf	6	1	1	2	4	0	0	0	0	Colton Gillies	2	1	0	1	0	1	0	0	0
Robyn Regehr	5	0	2	2	0	2	0	0	0	Owen Nolan	3	1	0	1	0	0	0	0	0
Cory Sarich	5	0	2	2	0	3	0	0	0	Kurtis Foster	2	0	1	1	2	0	0	0	0
Jarome Iginla	6	0	2	2	0	-1	0	0	0	Peter Olvecky	3	0	1	1	4	0	0	0	0
Olli Jokinen	2	0	1	1	0	0	0	0	0	Brent Burns	4	0	1	1	0	-3	0	0	0
David Moss	6	0	1	1	2	-1	0	0	0	Kim Johnsson	5	0	1	1	2	0	0	0	0
Curtis McElhinney	1	0	0	0	0	0	0	0	0	Mikko Koivu	5	0	1	1	2	0	0	0	0
John Negrin	1	0	0	0	2	0	0	0	0	Craig Weller	5	0	1	1	2	1	0	0	0
Matt Pelech	1	0	0	0	0	-2	0	0	0	Antti Miettinen	6	0	1	1	0	-3	0	0	0
Brett Sutter	1	0	0	0	0	0	0	0	0	Nick Schultz	6	0	1	1	5	1	0	0	0
David Van Der Gulik	1	0	0	0	0	0	0	0	0	Marek Zidlicky	6	0	1	1	2	-2	0	0	0
Jordan Leopold	2	0	0	0	0	0	0	0	0	Josh Harding	1	0	0	0	0	0	0	0	0
Brandon Prust	2	0	0	0	2	0	0	0	0	Krystofer Kolanos	1	0	0	0	0	0	0	0	0
Andre Roy	2	0	0	0	5	-1	0	0	0	Erik Reitz	1	0	0	0	0	-1	0	0	0
Mark Giordano	3	0	0	0	6	0	0	0	0	Benoit Pouliot	2	0	0	0	2	0	0	0	0
Curtis Glencross	4	0	0	0	9	0	0	0	0	John Scott	2	0	0	0	2	1	0	0	0
Matthew Lombardi	4	0	0	0	0	-1	0	0	0	Derek Boogaard	3	0	0	0	9	0	0	0	0
James Vandermeer	4	0	0	0	2	1	0	0	0	Pierre-Marc Bouchard	4	0	0	0	2	-2	0	0	0
Miikka Kiprusoff	6	0	0	0	0	0	0	0	0	Niklas Backstrom	5	0	0	0	0	0	0	0	0
Adam Pardy	6	0	0	0	2	1	0	0	0										
TOTALS	6	15	21	36	55	12	1	1	0	TOTALS	6	12	21	33	59	-14	1	1	0

Goaltenders	GP	MP	GA	EN	SO	SVS	AVG	SAVE %	Goaltenders	GP	MP	GA	EN	SO	SVS	AVG	SAVE %
Curtis McElhinney (0-0-0-0)	1	0	0	0	0	0	0.00	0.0	Josh Harding (0-1-0-0)	1	59	2	0	0	27	2.04	93.1
Miikka Kiprusoff (5-1-0-0)	6	367	12	0	0	125	1.96	91.2	Niklas Backstrom (1-2-2-0)	5	307	13	0	1	135	2.54	91.2
TOTALS	6	368	12	0	0	125	1.96	91.2	TOTALS	6	368	15	0	1	162	2.45	91.6

POWERPLAY	HOME			ROAD			OVERALL			
	ADV	PPG	PCT	ADV	PPG	PCT	ADV	PPG	PP %	PK %
CALGARY	10	1	10.0	10	0	0.0	20	1	5.0	94.4
Minnesota	10	0	0.0	8	1	12.5	18	1	5.6	95.0

ALL-TIME: 32-11-8 at Calgary; 19-2-4 at Minnesota; 13-9-4

LAST WIN: in CALGARY Mar. 28, 2009 in Minnesota Feb. 19, 2009



FLAMES vs MONTREAL



DATE	TEAMS		ATTND.	WINNING GOAL	GOALTENDERS	
Dec. 9, 2008	CALGARY	1 AT Montreal	4	21273	Matt D'Agostini	Kiprusoff - Halak
Feb. 9, 2009	Montreal	2 AT CALGARY	6	19289	Dion Phaneuf	Halak - Kiprusoff

08-09	GP	W	L	OTL	SHOL	PTS	GF	GA	PPG	SHG	PEN	PIM
CALGARY	2	1	1	0	0	2	7	6	1	2	12	27
Montreal	2	1	1	0	0	2	6	7	0	0	14	31

GOALS AND SHOTS BY PERIODS

	1st	2nd	3rd	OT	TOTALS	PCT
CALGARY	1 - 27	4 - 28	2 - 19	0 - 0	7 - 74	9.5
Montreal	3 - 22	2 - 18	1 - 15	0 - 0	6 - 55	10.9

CALGARY	GP	G	A	PTS	PIM	+/-	PPG	SHG	ENG	MONTREAL	GP	G	A	PTS	PIM	+/-	PPG	SHG	EN
Matthew Lombardi	2	1	2	3	0	4	0	1	0	Robert Lang	1	2	1	3	0	3	0	0	0
Dustin Boyd	2	2	0	2	0	2	0	1	0	Alex Kovalev	2	0	3	3	0	2	0	0	0
Rene Bourque	2	1	1	2	4	2	0	0	0	Matt D'Agostini	2	2	0	2	0	-1	0	0	0
Mike Cammalleri	2	1	1	2	0	0	0	0	0	Andrei Markov	2	1	1	2	2	1	0	0	0
David Moss	2	1	0	1	0	0	1	0	0	Alex Tanguay	1	0	2	2	2	2	0	0	0
Dion Phaneuf	2	1	0	1	0	0	0	0	0	Roman Hamrlik	2	0	2	2	2	-1	0	0	0
Todd Bertuzzi	2	0	1	1	0	-4	0	0	0	Tomas Plekanec	2	1	0	1	2	-3	0	0	0
Craig Conroy	2	0	1	1	0	-1	0	0	0	Christopher Higgins	2	0	1	1	0	-3	0	0	0
Jarome Iginla	2	0	1	1	0	-3	0	0	0	Patrice Brisebois	1	0	0	0	0	2	0	0	0
Eric Nystrom	2	0	1	1	0	1	0	0	0	Mathieu Dandenault	1	0	0	0	0	0	0	0	0
Adam Pardy	2	0	1	1	4	-1	0	0	0	Michael Komisarek	1	0	0	0	0	-2	0	0	0
Cory Sarich	2	0	1	1	4	1	0	0	0	Georges Laraque	1	0	0	0	0	0	0	0	0
Adrian Aucoin	2	0	0	0	0	0	0	0	0	Ryan O'Byrne	1	0	0	0	0	-1	0	0	0
Mark Giordano	2	0	0	0	2	0	0	0	0	Max Pacioretty	1	0	0	0	0	0	0	0	0
Curtis Glencross	2	0	0	0	7	-1	0	0	0	Steve Begin	2	0	0	0	0	-1	0	0	0
Mikha Kiprusoff	2	0	0	0	0	0	0	0	0	Francis Bouillon	2	0	0	0	9	0	0	0	0
Daymond Langkow	2	0	0	0	-1	0	0	0	0	Josh Gorges	2	0	0	0	4	3	0	0	0
Robyn Regehr	2	0	0	0	4	0	0	0	0	Jaroslav Halak	2	0	0	0	0	0	0	0	0
Andre Roy	2	0	0	0	0	0	0	0	0	Saku Koivu	2	0	0	0	0	1	0	0	0
Bench					2					Andrei Kostitsyn	2	0	0	0	0	-1	0	0	0
TOTALS	2	7	10	17	27	-1	1	2	0	Sergei Kostitsyn	2	0	0	0	0	-1	0	0	0
										Tom Kostopoulos	2	0	0	0	2	0	0	0	0
										Maxim Lapierre	2	0	0	0	8	-1	0	0	0
										TOTALS	2	6	10	16	31	-1	0	0	0

Goaltenders	GP	MP	GA	EN	SO	SVS	AVG	SAVE %	Goaltenders	GP	MP	GA	EN	SO	SVS	AVG	SAVE %
Mikha Kiprusoff (1-1-0-0)	2	120	6	0	0	49	3.01	89.1	Jaroslav Halak (1-1-0-0)	2	120	7	0	0	67	3.51	90.5
TOTALS	2	120	6	0	0	49	3.00	89.1	TOTALS	2	120	7	0	0	67	3.50	90.5

POWERPLAY	HOME			ROAD			OVERALL		
	ADV	PPG	PCT	ADV	PPG	PCT	ADV	PPG	PP %
CALGARY	5	1	20.0	4	0	0.0	9	1	11.1
Montreal	4	0	0.0	3	0	0.0	7	0	0.0
									88.9

ALL-TIME: 30-54-15 at Calgary; 18-26-7 at Montreal; 12-28-8

LAST WIN: in CALGARY Feb. 9, 2009 in Montreal Dec.13, 2000



FLAMES vs NASHVILLE



DATE	TEAMS	ATTND.	WINNING GOAL	GOALTENDERS
Oct. 23, 2008	CALGARY 5 AT Nashville 3	12042	Michael Cammalleri	Kiprusoff - Ellis
Nov. 6, 2008	Nashville 6 AT CALGARY 7	19289	Jarome Iginla	Rinne/Ellis - Kiprusoff
Jan. 3, 2009	CALGARY 3 AT Nashville 2	14321	Todd Bertuzzi	Kiprusoff - Ellis
Jan. 30, 2009	Nashville 1 AT CALGARY 3	19289	Andre Roy	Rinne - Kiprusoff

08-09	GP	W	L	OTL	SHOL	PTS	GF	GA	PPG	SHG	PEN	PIM
CALGARY	4	4	0	0	0	8	18	12	4	1	29	74
Nashville	4	0	4	0	0	0	12	18	3	2	29	70

GOALS AND SHOTS BY PERIODS

	1st	2nd	3rd	OT	TOTALS	PCT
CALGARY	5 - 43	5 - 36	8 - 35	0 - 0	18 - 114	15.8
Nashville	1 - 43	7 - 41	4 - 38	0 - 0	12 - 122	9.8

CALGARY	GP	G	A	PTS	PIM	+/	PPG	SHG	ENG	NASHVILLE	GP	G	A	PTS	PIM	+/	PPG	SHG	EN
Jarome Iginla	4	5	2	7	0	3	2	0	1	Jason Arnott	4	3	2	5	6	-5	2	0	0
Craig Conroy	4	2	4	6	4	5	0	1	0	Jean-Pierre Dumont	4	1	4	5	0	-4	0	0	0
Todd Bertuzzi	4	1	4	5	9	2	0	0	0	Martin Erat	4	1	3	4	6	-1	1	0	0
Rene Bourque	4	1	3	4	6	4	0	0	0	Shea Weber	4	2	1	3	4	-1	0	1	0
Mike Cammalleri	4	1	3	4	2	-1	1	0	0	David Legwand	4	1	2	3	2	-1	0	0	0
Dion Phaneuf	4	0	4	4	6	8	0	0	0	Vernon Fiddler	4	1	1	2	4	0	0	1	0
Daymond Langkow	4	2	1	3	4	2	0	0	0	Jerred Smithson	4	1	1	2	2	2	0	0	0
David Moss	4	1	2	3	0	2	0	0	0	Radek Bonk	3	0	2	2	4	-1	0	0	0
Matthew Lombardi	3	1	1	2	2	0	0	0	0	Jordin Tootoo	4	1	0	1	10	-4	0	0	0
Curtis Glencross	4	1	1	2	0	1	0	0	0	Greg Zanon	4	1	0	1	2	0	0	0	0
Cory Sarich	4	1	1	2	11	-1	0	0	0	Patric Hornqvist	1	0	1	1	4	1	0	0	0
Eric Nystrom	3	0	2	2	4	1	0	0	0	Antti Pihlstrom	1	0	1	1	0	0	0	0	0
Dustin Boyd	4	0	2	2	0	-2	0	0	0	Scott Nichol	2	0	1	1	0	0	0	0	0
Andre Roy	2	1	0	1	0	1	0	0	0	Nick Tarnasky	2	0	1	1	5	1	0	0	0
Adrian Aucoin	4	1	0	1	2	0	1	0	0	Kevin Klein	4	0	1	1	0	0	0	0	0
Wayne Primeau	2	0	1	1	0	0	0	0	0	Ville Koistinen	1	0	0	0	0	0	0	0	0
James Vandermeer	2	0	1	1	4	5	0	0	0	Steve Sullivan	1	0	0	0	0	-2	0	0	0
Mark Giordano	4	0	1	1	2	-1	0	0	0	Wade Belak	2	0	0	0	2	-1	0	0	0
Adam Pardy	2	0	0	0	0	1	0	0	0	Ryan Jones	2	0	0	0	2	0	0	0	0
Brandon Prust	2	0	0	0	10	-2	0	0	0	Rich Peverley	2	0	0	0	0	-2	0	0	0
Miikka Kiprusoff	4	0	0	0	2	0	0	0	0	Pekka Rinne	2	0	0	0	0	0	0	0	0
Robyn Regehr	4	0	0	0	4	0	0	0	0	Greg De Vries	3	0	0	0	0	-3	0	0	0
Bench					2					Dan Ellis	3	0	0	0	0	0	0	0	0
TOTALS	4	18	33	51	74	28	4	1	1	Dan Hamhuis	4	0	0	0	4	-4	0	0	0
										Ryan Suter	4	0	0	0	4	-4	0	0	0
										Joel Ward	4	0	0	0	7	-1	0	0	0
										Bench					2				
										TOTALS	4	12	21	33	70	-30	3	2	0

Goaltenders	GP	MP	GA	EN	SO	SVS	AVG	SAVE %	Goaltenders	GP	MP	GA	EN	SO	SVS	AVG	SAVE %
Mikha Kiprusoff (4-0-0-0)	4	239	12	0	0	110	3.01	90.2	Dan Ellis (0-3-0-0)	3	157	10	1	0	61	3.81	85.9
									Pekka Rinne (0-1-0-0)	2	77	7	0	0	35	5.44	83.3
TOTALS	4	240	12	0	0	110	3.00	90.2	TOTALS	4	240	17	1	0	96	4.50	84.2

POWERPLAY	HOME			ROAD			OVERALL			
	ADV	PPG	PCT	ADV	PPG	PCT	ADV	PPG	PP %	PK %
CALGARY	13	3	23.1	10	1	10.0	23	4	17.4	87.5
Nashville	10	2	20.0	14	1	7.1	24	3	12.5	82.6

ALL-TIME: 17-18-6 at Calgary; 10-5-5 at Nashville; 7-13-1

LAST WIN: in CALGARY Jan. 30, 2009 in Nashville Jan. 3, 2009



FLAMES vs NEW JERSEY



DATE	TEAMS	ATTND.	WINNING GOAL	GOALTENDERS
Mar. 10, 2009	CALGARY 2 AT New Jersey 3	14598	Zach Parise	Kiprusoff/McElhinney - Brodeur

08-09	GP	W	L	OTL	SHOL	PTS	GF	GA	PPG	SHG	PEN	PIM
CALGARY	1	0	1	0	0	0	2	3	1	0	5	13
New Jersey	1	1	0	0	0	2	3	2	1	1	8	19

GOALS AND SHOTS BY PERIODS

	1st	2nd	3rd	OT	TOTALS	PCT
CALGARY	1 - 10	0 - 16	1 - 11	0 - 0	2 - 37	5.4
New Jersey	0 - 10	2 - 15	1 - 6	0 - 0	3 - 31	9.7

CALGARY	GP	G	A	PTS	PIM	+/-	PPG	SHG	ENG	NEW JERSEY	GP	G	A	PTS	PIM	+/-	PPG	SHG	EN	
Mike Cammalleri	1	0	2	2	0	0	0	0	0	Jamie Langenbrunner	1	1	1	2	0	2	0	1	0	0
Curtis Glencross	1	1	0	1	0	0	1	0	0	Zach Parise	1	1	0	1	0	1	0	0	0	
Olli Jokinen	1	1	0	1	0	0	0	0	0	Brian Rolston	1	1	0	1	2	0	1	0	0	
Dustin Boyd	1	0	1	1	2	-1	0	0	0	Niclas Havelid	1	0	1	1	0	1	0	0	0	
David Moss	1	0	1	1	0	1	0	0	0	Paul Martin	1	0	1	1	2	0	0	0	0	
Adrian Aucoin	1	0	0	0	0	-2	0	0	0	Brendan Shanahan	1	0	1	1	4	0	0	0	0	
Craig Conroy	1	0	0	0	0	0	0	0	0	Colin White	1	0	1	1	2	1	0	0	0	
Jarome Iginla	1	0	0	0	0	-1	0	0	0	Travis Zajac	1	0	1	1	0	2	0	0	0	
Mikikka Kiprusoff	1	0	0	0	0	0	0	0	0	Martin Brodeur	1	0	0	0	0	0	0	0	0	
Daymond Langkow	1	0	0	0	0	-1	0	0	0	David Clarkson	1	0	0	0	0	-1	0	0	0	
Jordan Leopold	1	0	0	0	0	0	0	0	0	Patrik Elias	1	0	0	0	0	0	0	0	0	
Jamie Lundmark	1	0	0	0	2	-1	0	0	0	Brian Gionta	1	0	0	0	2	-1	0	0	0	
Curtis McElhinney	1	0	0	0	0	0	0	0	0	Bobby Holik	1	0	0	0	0	0	0	0	0	
Eric Nystrom	1	0	0	0	0	0	0	0	0	John Madden	1	0	0	0	0	0	0	0	0	
Warren Peters	1	0	0	0	0	0	0	0	0	Mike Mottau	1	0	0	0	0	1	0	0	0	
Dion Phaneuf	1	0	0	0	0	-1	0	0	0	David Johnny Oduya	1	0	0	0	0	-1	0	0	0	
Robyn Regehr	1	0	0	0	0	-1	0	0	0	Michael Rupp	1	0	0	0	7	0	0	0	0	
Andre Roy	1	0	0	0	7	0	0	0	0	Bryce Salvador	1	0	0	0	0	0	0	0	0	
Cory Sarich	1	0	0	0	0	1	0	0	0	Dainius Zubrus	1	0	0	0	0	-1	0	0	0	
James Vandermeer	1	0	0	0	2	1	0	0	0											
TOTALS	1	2	4	6	13	-5	1	0	0	TOTALS	1	3	6	9	19	4	1	1	0	0

Goaltenders	GP	MP	GA	EN	SO	SVS	AVG	SAVE %	Goaltenders	GP	MP	GA	EN	SO	SVS	AVG	SAVE %
Curtis McElhinney (0-0-0-0)	1	16	0	0	0	3	0.00	100.0	Martin Brodeur (1-0-0-0)	1	60	2	0	0	35	2.00	94.6
Mikikka Kiprusoff (0-1-0-0)	1	41	3	0	0	25	4.38	89.3									
TOTALS	1	60	3	0	0	28	3.00	90.3	TOTALS	1	60	2	0	0	35	2.00	94.6

POWERPLAY	HOME			ROAD			OVERALL			
	ADV	PPG	PCT	ADV	PPG	PCT	ADV	PPG	PP %	PK %
CALGARY	0	0	0.0	7	1	14.3	7	1	14.3	75.0
New Jersev	0	0	0.0	4	1	25.0	4	1	25.0	85.7

ALL-TIME: 56-22-12 at Calgary; 28-6-9 at New Jersey; 28-16-3

LAST WIN: in CALGARY Mar. 5, 2003 in New Jersey Dec. 7, 2005



FLAMES vs NY ISLANDERS



DATE	TEAMS			ATTND.	WINNING GOAL	GOALTENDERS
Jan. 8, 2009	NY Islanders	2	AT	CALGARY 5	19289	Daymond Langkow MacDonald - Kiprusoff

08-09	GP	W	L	OTL	SHOL	PTS	GF	GA	PPG	SHG	PEN	PIM
CALGARY	1	1	0	0	0	2	5	2	1	0	6	12
NY Islanders	1	0	1	0	0	0	2	5	0	0	4	10

GOALS AND SHOTS BY PERIODS

	1st	2nd	3rd	OT	TOTALS	PCT
CALGARY	1 - 10	2 - 18	2 - 13	0 - 0	5 - 41	12.2
NY Islanders	0 - 9	2 - 7	0 - 10	0 - 0	2 - 26	7.7

CALGARY	GP	G	A	PTS	PIM	+/-	PPG	SHG	ENG	NY ISLANDERS	GP	G	A	PTS	PIM	+/-	PPG	SHG	EN
Daymond Langkow	1	2	3	0	2	0	0	0	0	Trevor Smith	1	1	0	1	0	0	0	0	0
Rene Bourque	1	1	1	2	0	2	0	0	0	Jeff Tambellini	1	1	0	1	0	0	0	0	0
Mike Cammalleri	1	1	1	2	0	0	1	0	0	Bruno Gervais	1	0	1	1	0	2	0	0	0
Adrian Aucoin	1	0	2	2	0	-1	0	0	0	Bill Guerin	1	0	1	1	0	0	0	0	0
Curtis Glenecross	1	1	0	1	0	0	0	0	0	Tim Jackman	1	0	1	1	0	1	0	0	0
Adam Pardy	1	1	0	1	2	2	0	0	0	Mark Streit	1	0	1	1	2	2	0	0	0
Jarome Iginla	1	0	1	1	0	1	0	0	0	Joshua Bailey	1	0	0	0	0	-1	0	0	0
Matthew Lombardi	1	0	1	1	0	1	0	0	0	Sean Bergenheim	1	0	0	0	0	-2	0	0	0
Mikael Backlund	1	0	0	0	0	0	0	0	0	Chris Campoli	1	0	0	0	0	-1	0	0	0
Dustin Boyd	1	0	0	0	0	1	0	0	0	Blake Comeau	1	0	0	0	0	-1	0	0	0
Craig Conroy	1	0	0	0	0	0	0	0	0	Mike Comrie	1	0	0	0	0	-1	0	0	0
Mark Giordano	1	0	0	0	4	0	0	0	0	Trent Hunter	1	0	0	0	0	-1	0	0	0
Miikka Kiprusoff	1	0	0	0	0	0	0	0	0	Joey MacDonald	1	0	0	0	0	0	0	0	0
David Moss	1	0	0	0	2	-1	0	0	0	Radek Martinek	1	0	0	0	0	-3	0	0	0
Eric Nystrom	1	0	0	0	2	0	0	0	0	Kyle Okposo	1	0	0	0	4	-1	0	0	0
Dion Phaneuf	1	0	0	0	0	3	0	0	0	Richard Park	1	0	0	0	0	-1	0	0	0
Robyn Regehr	1	0	0	0	0	0	0	0	0	Thomas Pock	1	0	0	0	2	-1	0	0	0
Andre Roy	1	0	0	0	2	0	0	0	0	Jon Sim	1	0	0	0	2	1	0	0	0
Cory Sarich	1	0	0	0	0	0	0	0	0	Brendan Witt	1	0	0	0	0	-3	0	0	0
TOTALS	1	5	8	13	12	10	1	0	0	TOTALS	1	2	4	6	10	-10	0	0	0

Goaltenders	GP	MP	GA	EN	SO	SVS	AVG	SAVE %
Miikka Kiprusoff (1-0-0-0)	1	60	2	0	0	24	2.00	92.3
TOTALS	1	60	2	0	0	24	2.00	92.3

Goaltenders	GP	MP	GA	EN	SO	SVS	AVG	SAVE %
Joey MacDonald (0-1-0-0)	1	60	5	0	0	36	5.00	87.8
TOTALS	1	60	5	0	0	36	5.00	87.8

POWERPLAY	HOME			ROAD			OVERALL		
	ADV	PPG	PCT	ADV	PPG	PCT	ADV	PPG	PP %
CALGARY	5	1	20.0	0	0	0.0	5	1	20.0
NY Islanders	6	0	0.0	0	0	0.0	6	0	0.0

ALL-TIME: 42-40-21 at Calgary; 25-14-12 at NY Islanders; 17-26-9

LAST WIN: in CALGARY Jan. 8, 2009 in NY Islanders Jan. 6, 2004



FLAMES vs NY RANGERS



DATE	TEAMS	ATTND.	WINNING GOAL	GOALTENDERS
Dec 7, 2008	CALGARY 3 AT NY Rangers 0	18200	Jarome Iginla	Kiprusoff - Lundqvist

08-09	GP	W	L	OTL	SHL	PTS	GF	GA	PPG	SHG	PEN	PIM
CALGARY	1	1	0	0	0	2	3	0	0	1	4	8
NY Rangers	1	0	1	0	0	0	0	3	0	0	2	4

GOALS AND SHOTS BY PERIODS

	1st	2nd	3rd	OT	TOTALS	PCT
CALGARY	0 - 7	1 - 2	2 - 11	0 - 0	3 - 20	15.0
NY Rangers	0 - 11	0 - 12	0 - 8	0 - 0	0 - 31	0.0

CALGARY	GP	G	A	PTS	PIM	+/-	PPG	SHG	ENG	NY RANGERS	GP	G	A	PTS	PIM	+/-	PPG	SHG	EN
Rene Bourque	1	1	0	1	2	1	0	1	0	Blair Betts	1	0	0	0	0	0	0	0	0
Jarome Iginla	1	1	0	1	0	1	0	0	0	Ryan Callahan	1	0	0	0	0	-1	0	0	0
David Moss	1	1	0	1	0	1	0	0	0	Chris Drury	1	0	0	0	0	-1	0	0	0
Todd Bertuzzi	1	0	1	1	0	1	0	0	0	Brandon Dubinsky	1	0	0	0	0	0	0	0	0
Mike Cammalleri	1	0	1	1	0	1	0	0	0	Daniel Girardi	1	0	0	0	0	0	0	0	0
Craig Conroy	1	0	1	1	0	1	0	0	0	Scott Gomez	1	0	0	0	2	-3	0	0	0
Daymond Langkow	1	0	1	1	0	1	0	0	0	Dmitri Kalinin	1	0	0	0	0	-2	0	0	0
Dion Phaneuf	1	0	1	1	2	2	0	0	0	Lauri Korpikoski	1	0	0	0	0	-1	0	0	0
Cory Sarich	1	0	1	1	0	1	0	0	0	Henrik Lundqvist	1	0	0	0	0	0	0	0	0
Adrian Aucoin	1	0	0	0	2	0	0	0	0	Paul Mara	1	0	0	0	0	0	0	0	0
Mark Giordano	1	0	0	0	0	1	0	0	0	Marcus Naslund	1	0	0	0	0	-1	0	0	0
Curtis Glencross	1	0	0	0	0	1	0	0	0	Colton Orr	1	0	0	0	0	-1	0	0	0
Mikikka Kiprusoff	1	0	0	0	0	0	0	0	0	Corey Potter	1	0	0	0	0	-1	0	0	0
Matthew Lombardi	1	0	0	0	0	0	0	0	0	Petr Prucha	1	0	0	0	0	0	0	0	0
Eric Nystrom	1	0	0	0	0	0	0	0	0	Michal Rozsival	1	0	0	0	0	-2	0	0	0
Adam Pardy	1	0	0	0	0	1	0	0	0	Fredrik Sjostrom	1	0	0	0	0	-1	0	0	0
Warren Peters	1	0	0	0	0	0	0	0	0	Marc Staal	1	0	0	0	0	-1	0	0	0
Robyn Regehr	1	0	0	0	2	1	0	0	0	Aaron Voros	1	0	0	0	2	0	0	0	0
Andre Roy	1	0	0	0	0	0	0	0	0	Nikolai Zherdev	1	0	0	0	0	0	0	0	0
TOTALS	1	3	6	9	8	14	0	1	0	TOTALS	1	0	0	0	4	-15	0	0	0

Goaltenders	GP	MP	GA	EN	SO	SVS	AVG	SAVE %
Mikikka Kiprusoff (1-0-0-0)	1	60	0	0	1	31	0.00	100.0

TOTALS	1	60	0	0	1	31	0.00	100.0
---------------	----------	-----------	----------	----------	----------	-----------	-------------	--------------

Goaltenders	GP	MP	GA	EN	SO	SVS	AVG	SAVE %
Henrik Lundqvist (0-1-0-0)	1	60	3	0	0	17	3.00	85.0

TOTALS	1	60	3	0	0	17	3.00	85.0
---------------	----------	-----------	----------	----------	----------	-----------	-------------	-------------

POWERPLAY	HOME			ROAD			OVERALL			
	ADV	PPG	PCT	ADV	PPG	PCT	ADV	PPG	PP %	PK %
CALGARY	0	0	0.0	2	0	0.0	2	0	0.0	100.0
NY Rangers	0	0	0.0	4	0	0.0	4	0	0.0	100.0

ALL-TIME: 52-34-18 at Calgary; 28-11-11 at NY Rangers; 24-23-7

LAST WIN: in CALGARY Jan. 2, 2008 in NY Rangers Dec. 7, 2008



FLAMES vs OTTAWA



DATE	TEAMS			ATTND.	WINNING GOAL	GOALTENDERS	
Dec. 27, 2008	Ottawa	3	AT CALGARY	6	19289	Adrian Aucoin	Auld - Kiprusoff
Mar. 3, 2009	CALGARY	6	AT Ottawa	3	18865	David Moss	Kiprusoff - Auld/Elliot

08-09	GP	W	L	OTL	SHOL	PTS	GF	GA	PPG	SHG	PEN	PIM
CALGARY	2	2	0	0	0	4	12	6	1	0	14	34
Ottawa	2	0	2	0	0	0	6	12	3	0	14	42

GOALS AND SHOTS BY PERIODS

	1st	2nd	3rd	OT	TOTALS	PCT
CALGARY	3 - 22	4 - 15	5 - 28	0 - 0	12 - 65	18.5
Ottawa	2 - 17	2 - 15	2 - 23	0 - 0	6 - 55	10.9

CALGARY	GP	G	A	PTS	PIM	+/-	PPG	SHG	ENG	OTTAWA	GP	G	A	PTS	PIM	+/-	PPG	SHG	EN
Rene Bourque	1	3	0	3	0	3	0	0	0	Mike Fisher	2	1	1	2	2	-1	0	0	0
David Moss	2	3	0	3	0	2	1	0	1	Nick Foligno	2	1	1	2	0	1	1	0	0
Jarome Iginla	2	2	0	2	0	4	0	0	0	Chris Phillips	2	1	1	2	0	-3	0	0	0
Todd Bertuzzi	1	1	1	2	0	1	0	0	1	Brendan Bell	2	0	2	2	4	-5	0	0	0
Adrian Aucoin	2	1	1	2	0	3	0	0	0	Dany Heatley	2	0	2	2	2	-5	0	0	0
Daymond Langkow	1	0	2	2	0	3	0	0	0	Filip Kubu	1	1	0	1	0	-2	1	0	0
Mike Cammalleri	2	0	2	2	0	2	0	0	0	Alexandre Picard	1	1	0	1	0	-1	1	0	0
Craig Conroy	2	0	2	2	0	3	0	0	0	Jason Spezza	2	1	0	1	19	-5	0	0	0
Adam Pardy	2	0	2	2	2	3	0	0	0	Mike Comrie	1	0	1	1	0	-1	0	0	0
Warren Peters	1	1	0	1	0	1	0	0	0	Daniel Alfredsson	2	0	1	1	0	-1	0	0	0
Andre Roy	2	1	0	1	0	2	0	0	0	Antoine Vermette	2	0	1	1	2	-2	0	0	0
Mark Giordano	1	0	1	1	2	1	0	0	0	Cody Bass	1	0	0	0	5	0	0	0	0
Curtis Glencross	1	0	1	1	0	2	0	0	0	Chris Campoli	1	0	0	0	0	-1	0	0	0
Jamie Lundmark	1	0	1	1	0	0	0	0	0	Shean Donovan	1	0	0	0	0	-1	0	0	0
David Van Der Gulik	1	0	1	1	0	1	0	0	0	Brian Elliott	1	0	0	0	0	0	0	0	0
Matthew Lombardi	2	0	1	1	2	0	0	0	0	Brian Lee	1	0	0	0	0	-2	0	0	0
Eric Nystrom	2	0	1	1	5	1	0	0	0	Dean McAmmond	1	0	0	0	0	-1	0	0	0
Robyn Regehr	2	0	1	1	6	3	0	0	0	Chris Neil	1	0	0	0	0	-2	0	0	0
Brett Sutter	1	0	0	0	2	-1	0	0	0	Ryan Shannon	1	0	0	0	0	-2	0	0	0
James Vandermeer	1	0	0	0	4	1	0	0	0	Anton Volchenkov	1	0	0	0	0	-1	0	0	0
Dustin Boyd	2	0	0	0	0	1	0	0	0	Jesse Winchester	1	0	0	0	0	0	0	0	0
Miikka Kiprusoff	2	0	0	0	0	0	0	0	0	Alex Auld	2	0	0	0	0	0	0	0	0
Dion Phaneuf	2	0	0	0	7	3	0	0	0	Chris Kelly	2	0	0	0	2	-3	0	0	0
Cory Sarich	2	0	0	0	4	2	0	0	0	Jarkko Ruutu	2	0	0	0	6	-2	0	0	0
TOTALS	2	12	17	29	34	41	1	0	2	Christoph Schubert	2	0	0	0	0	1	0	0	0
										Jason Smith	2	0	0	0	0	-3	0	0	0
										TOTALS	2	6	10	16	42	-42	3	0	0

Goaltenders	GP	MP	GA	EN	SO	SVS	AVG	SAVE %	Goaltenders	GP	MP	GA	EN	SO	SVS	AVG	SAVE %
Miikka Kiprusoff (2-0-0-0)	2	120	6	0	0	49	3.01	89.1	Brian Elliott (0-0-0-0)	1	18	1	1	0	6	3.30	85.7
									Alex Auld (0-2-0-0)	2	100	9	1	0	47	5.43	83.9
TOTALS	2	120	6	0	0	49	3.00	89.1	TOTALS	2	120	10	2	0	53	6.00	81.5

	HOME			ROAD			OVERALL		
	ADV	PPG	PCT	ADV	PPG	PCT	ADV	PPG	PK %
CALGARY	4	0	0.0	4	1	25.0	8	1	12.5
Ottawa	4	1	25.0	5	2	40.0	9	3	33.3

ALL-TIME: 12-9-4 at Calgary; 8-4-1 at Ottawa; 4-5-3

LAST WIN: in CALGARY Dec. 27, 2008 in Ottawa Mar. 3, 2009



FLAMES vs PHILADELPHIA



DATE	TEAMS	ATTND.	WINNING GOAL	GOALTENDERS
Mar. 5, 2009	CALGARY 5 AT Philadelphia 1	19513	Olli Jokinen	Kiprusoff - Nittymaki/Biron

08-09	GP	W	L	OTL	SHOL	PTS	GF	GA	PPG	SHG	PEN	PIM
CALGARY	1	1	0	0	0	2	5	1	1	0	6	12
Philadelphia	1	0	1	0	0	0	1	5	0	0	4	8

GOALS AND SHOTS BY PERIODS

	1st	2nd	3rd	OT	TOTALS	PCT
CALGARY	4 - 19	0 - 7	1 - 15	0 - 0	5 - 41	12.2
Philadelphia	0 - 10	0 - 14	1 - 12	0 - 0	1 - 36	2.8

CALGARY	GP	G	A	PTS	PIM	+/-	PPG	SHG	ENG	PHILADELPHIA	GP	G	A	PTS	PIM	+/-	PPG	SHG	EN
Mike Cammalleri	1	1	2	3	0	2	1	0	0	Mike Knuble	1	1	0	1	2	-2	0	0	0
Olli Jokinen	1	2	0	2	2	2	0	0	0	Simon Gagne	1	0	1	1	0	-3	0	0	0
Craig Conroy	1	1	1	2	0	1	0	0	0	Mike Richards	1	0	1	1	0	-2	0	0	0
Curtis Glencross	1	0	2	2	2	1	0	0	0	Andrew Alberts	1	0	0	0	0	-1	0	0	0
Jarome Iginla	1	0	2	2	0	2	0	0	0	Arron Asham	1	0	0	0	0	0	0	0	0
Jordan Leopold	1	1	0	1	0	2	0	0	0	Martin Biron	1	0	0	0	0	0	0	0	0
Adrian Aucoin	1	0	1	1	0	2	0	0	0	Daniel Briere	1	0	0	0	0	-1	0	0	0
Dustin Boyd	1	0	0	0	0	0	0	0	0	Daniel Carcillo	1	0	0	0	0	0	0	0	0
Kris Churko	1	0	0	0	2	0	0	0	0	Matthew Carle	1	0	0	0	0	0	0	0	0
Miikka Kiprusoff	1	0	0	0	0	0	0	0	0	Jeff Carter	1	0	0	0	0	0	0	0	0
Jamie Lundmark	1	0	0	0	0	0	0	0	0	Braydon Coburn	1	0	0	0	0	0	0	0	0
David Moss	1	0	0	0	0	1	0	0	0	Riley Cote	1	0	0	0	2	0	0	0	0
Eric Nystrom	1	0	0	0	2	0	0	0	0	Claude Giroux	1	0	0	0	0	-1	0	0	0
Warren Peters	1	0	0	0	0	0	0	0	0	Scott Hartnell	1	0	0	0	2	0	0	0	0
Dion Phaneuf	1	0	0	0	0	2	0	0	0	Randy Jones	1	0	0	0	0	-1	0	0	0
Robyn Regehr	1	0	0	0	0	2	0	0	0	Joffrey Lupul	1	0	0	0	2	0	0	0	0
Andre Roy	1	0	0	0	4	0	0	0	0	Antero Nittymaki	1	0	0	0	0	0	0	0	0
Cory Sarich	1	0	0	0	0	-1	0	0	0	Ryan Parent	1	0	0	0	0	-2	0	0	0
James Vandermeer	1	0	0	0	0	-1	0	0	0	Darroll Powe	1	0	0	0	0	0	0	0	0
TOTALS	1	5	8	13	12	15	1	0	0	TOTALS	1	1	2	3	8	-15	0	0	0

Goaltenders	GP	MP	GA	EN	SO	SVS	AVG	SAVE %	Goaltenders	GP	MP	GA	EN	SO	SVS	AVG	SAVE %
Mikka Kiprusoff (1-0-0-0)	1	60	1	0	0	35	1.00	97.2	Martin Biron (0-0-0-0)	1	40	1	0	0	21	1.51	95.5
TOTALS	1	60	1	0	0	35	1.00	97.2	Antero Nittymaki (0-1-0-0)	1	20	4	0	0	15	12.00	78.9
TOTALS	1	60	5	0	0	36	5.00	87.8	TOTALS	1	60	5	0	0	36	5.00	87.8

POWERPLAY	HOME			ROAD			OVERALL			
	ADV	PPG	PCT	ADV	PPG	PCT	ADV	PPG	PP %	PK %
CALGARY	0	0	0.0	3	1	33.3	3	1	33.3	100.0
Philadelphia	0	0	0.0	5	0	0.0	5	0	0.0	66.7

ALL-TIME: 41-52-13 at Calgary; 25-19-9 at Philadelphia; 16-33-4

LAST WIN: in CALGARY Mar. 22, 2001 in Philadelphia Mar. 16, 2009



FLAMES vs PHOENIX



DATE	TEAMS					ATTND.	WINNING GOAL	GOALTENDERS
Oct. 25, 2008	CALGARY	4	AT	Phoenix	1	15038	Brandon Prust	Kiprusoff - Tellqvist
Nov. 4, 2008	Phoenix	4	AT	CALGARY	2	19289	Ed Jovanovski	Bryzgalov - Kiprusoff
Jan. 17, 2009	Phoenix	4	AT	CALGARY	3	19289	Mikkel Boedker	Bryzgalov - Kiprusoff
Feb. 14, 2009	CALGARY	7	AT	Phoenix	5	16981	Matthew Lombardi	Kiprusoff - Bryzgalov

08-09	GP	W	L	OTL	SHOL	PTS	GF	GA	PPG	SHG	PEN	PIM
CALGARY	4	2	2	0	0	4	16	14	2	1	18	45
Phoenix	4	2	2	0	0	4	14	16	2	1	14	37

GOALS AND SHOTS BY PERIODS

	1st	2nd	3rd	OT	TOTALS	PCT
CALGARY	5 - 45	6 - 54	5 - 43	0 - 0	16 - 142	11.3
Phoenix	5 - 46	5 - 29	4 - 34	0 - 0	14 - 109	12.8

CALGARY	GP	G	A	PTS	PIM	+/-	PPG	SHG	ENG	PHOENIX	GP	G	A	PTS	PIM	+/-	PPG	SHG	EN
Matthew Lombardi	2	3	2	5	2	6	0	0	0	Viktor Tikhonov	3	2	2	4	0	3	1	0	0
Mike Cammalleri	4	2	3	5	2	4	0	0	0	Shane Doan	4	2	2	4	0	-3	0	0	0
Todd Bertuzzi	3	1	4	5	4	-1	1	0	0	Peter Mueller	4	1	3	4	2	-1	0	0	0
Jarome Iginla	4	1	4	5	5	3	0	0	1	Martin Hanzal	3	0	4	4	0	3	0	0	0
David Moss	4	0	4	4	0	2	0	0	0	Daniel Winnik	3	2	1	3	4	3	0	0	0
Cory Sarich	4	1	2	3	0	0	0	0	0	Mikkel Boedker	4	1	2	3	0	-2	0	0	0
Mark Giordano	4	0	3	3	7	1	0	0	0	Todd Fedoruk	4	1	2	3	2	2	0	0	0
Daymond Langkow	4	2	0	2	0	-3	0	0	0	Olli Jokinen	4	1	2	3	0	-2	0	0	0
Adrian Aucoin	4	1	1	2	2	0	0	0	0	Ed Jovanovski	4	1	1	2	2	-2	1	0	0
Dustin Boyd	4	1	1	2	0	-4	0	0	0	Derek Morris	4	1	1	2	0	-3	0	1	0
Curtis Glencross	4	1	1	2	2	3	0	1	0	Zbynek Michalek	4	0	2	2	0	3	0	0	0
Dion Phaneuf	4	1	1	2	4	1	1	0	0	Steven Reinprecht	3	1	0	1	0	-3	0	0	0
Brandon Prust	2	1	0	1	0	1	0	0	0	David Hale	4	1	0	1	5	0	0	0	0
Eric Nystrom	4	1	0	1	5	0	0	0	0	Joakim Lindstrom	2	0	1	1	0	-4	0	0	0
Adam Pardy	2	0	1	1	2	-1	0	0	0	Kevin Porter	2	0	1	1	0	0	0	0	0
Wayne Primeau	2	0	1	1	0	1	0	0	0	Ken Klee	3	0	1	1	0	-1	0	0	0
Rene Bourque	4	0	1	1	4	-3	0	0	0	Keith Yandle	3	0	1	1	0	1	0	0	0
Craig Conroy	4	0	1	1	2	-1	0	0	0	Steven Goertzen	1	0	0	0	0	0	0	0	0
Robyn Regehr	4	0	1	1	0	1	0	0	0	Brian McGrattan	1	0	0	0	2	-1	0	0	0
Andre Roy	2	0	0	0	0	-1	0	0	0	Garth Murray	1	0	0	0	5	0	0	0	0
James Vandermeer	3	0	0	0	4	1	0	0	0	Joel Perrault	1	0	0	0	0	-1	0	0	0
Miikka Kiprusoff	4	0	0	0	0	0	0	0	0	Mikael Tellqvist	1	0	0	0	0	0	0	0	0
TOTALS	4	16	31	47	45	10	2	1	1	TOTALS	4	14	26	40	37	-13	2	1	0

Goaltenders	GP	MP	GA	EN	SO	SVS	AVG	SAVE %	Goaltenders	GP	MP	GA	EN	SO	SVS	AVG	SAVE %
Miikka Kiprusoff (2-2-0-0)	4	238	14	0	0	95	3.52	87.2	Mikael Tellqvist (0-1-0-0)	1	60	3	1	0	32	3.02	91.4
TOTALS	4	240	14	0	0	95	3.50	87.2	Ilya Bryzgalov (2-1-0-0)	3	179	12	0	0	94	4.02	88.7
									TOTALS	4	240	15	1	0	126	4.00	88.7

POWERPLAY	HOME			ROAD			OVERALL		
	ADV	PPG	PCT	ADV	PPG	PCT	ADV	PPG	PP % PK %
CALGARY	5	0	0.0	3	2	66.7	8	2	25.0 83.3
Phoenix	5	1	20.0	7	1	14.3	12	2	16.7 75.0

ALL-TIME: 74-60-23 at Calgary; 43-26-10 at Phoenix; 31-34-13

LAST WIN: in CALGARY Feb. 5, 2008 in Phoenix Feb. 14, 2009



FLAMES vs PITTSBURGH



DATE	TEAMS	ATTND.	WINNING GOAL	GOALTENDERS
Mar. 25, 2009	CALGARY 0 AT Pittsburgh 2	17083	Kris Letang	Kiprusoff - Fleury

08-09	GP	W	L	OTL	SHOL	PTS	GF	GA	PPG	SHG	PEN	PIM
CALGARY	1	0	1	0	0	0	0	2	0	0	3	6
Pittsburgh	1	1	0	0	0	2	2	0	1	0	5	12

GOALS AND SHOTS BY PERIODS

	1st	2nd	3rd	OT	TOTALS	PCT
CALGARY	0 - 12	0 - 10	0 - 9	0 - 0	0 - 31	0.0
Pittsburgh	1 - 9	0 - 8	1 - 11	0 - 0	2 - 28	7.1

CALGARY	GP	G	A	PTS	PIM	+/-	PPG	SHG	ENG	PITTSBURGH	GP	G	A	PTS	PIM	+/-	PPG	SHG	EN
Adrian Aucoin	1	0	0	0	0	0	0	0	0	Hal Gill	1	1	0	1	0	1	0	0	0
Dustin Boyd	1	0	0	0	0	0	0	0	0	Kristopher Letang	1	1	0	1	0	0	1	0	0
Mike Cammalleri	1	0	0	0	0	-1	0	0	0	Sidney Crosby	1	0	1	1	0	0	0	0	0
Craig Conroy	1	0	0	0	0	0	0	0	0	Chris Kunitz	1	0	1	1	0	1	0	0	0
Curtis Glencross	1	0	0	0	0	0	0	0	0	Evgeni Malkin	1	0	1	1	4	1	0	0	0
Jarome Iginla	1	0	0	0	2	-1	0	0	0	Rob Scuderi	1	0	1	1	0	1	0	0	0
Olli Jokinen	1	0	0	0	2	-1	0	0	0	Matt Cooke	1	0	0	0	0	0	0	0	0
Mikha Kiprusoff	1	0	0	0	0	0	0	0	0	Pascal Dupuis	1	0	0	0	0	0	0	0	0
Daymond Langkow	1	0	0	0	0	0	0	0	0	Mark Eaton	1	0	0	0	0	0	0	0	0
Jordan Leopold	1	0	0	0	0	-1	0	0	0	Ruslan Fedotenko	1	0	0	0	2	0	0	0	0
Jamie Lundmark	1	0	0	0	0	0	0	0	0	Marc-Andre Fleury	1	0	0	0	0	0	0	0	0
David Moss	1	0	0	0	0	0	0	0	0	Eric Godard	1	0	0	0	0	0	0	0	0
Eric Nystrom	1	0	0	0	0	0	0	0	0	Sergei Gonchar	1	0	0	0	4	0	0	0	0
Warren Peters	1	0	0	0	0	0	0	0	0	Bill Guerin	1	0	0	0	0	1	0	0	0
Dion Phaneuf	1	0	0	0	0	-1	0	0	0	Tyler Kennedy	1	0	0	0	0	0	0	0	0
Robyn Regehr	1	0	0	0	0	0	0	0	0	Brooks Orpik	1	0	0	0	0	0	0	0	0
Cory Sarich	1	0	0	0	2	0	0	0	0	Jordan Staal	1	0	0	0	0	0	0	0	0
David Van Der Gulik	1	0	0	0	0	0	0	0	0	Petr Sykora	1	0	0	0	0	0	0	0	0
James Vandermeer	1	0	0	0	0	0	0	0	0	Maxime Talbot	1	0	0	0	2	0	0	0	0
TOTALS	1	0	0	0	6	-5	0	0	0	TOTALS	1	2	4	6	12	5	1	0	0

Goaltenders	GP	MP	GA	EN	SO	SVS	AVG	SAVE %
Mikha Kiprusoff (0-1-0-0)	1	58	2	0	0	26	2.06	92.9
TOTALS	1	60	2	0	0	26	2.00	92.9

Goaltenders	GP	MP	GA	EN	SO	SVS	AVG	SAVE %
Marc-Andre Fleury (1-0-0-0)	1	60	0	0	1	31	0.00	100.0
TOTALS	1	60	0	0	1	31	0.00	100.0

POWERPLAY	HOME			ROAD			OVERALL			
	ADV	PPG	PCT	ADV	PPG	PCT	ADV	PPG	PP %	PK %
CALGARY	0	0	0.0	5	0	0.0	5	0	0.0	50.0
Pittsburgh	0	0	0.0	2	1	50.0	2	1	50.0	100.0

ALL-TIME: 38-36-19 at Calgary; 27-11-9 at Pittsburgh; 11-25-10

LAST WIN: in CALGARY Dec. 7, 2003 in Pittsburgh Dec. 3, 2005



FLAMES vs SAN JOSE



DATE	TEAMS				ATTND.	WINNING GOAL	GOALTENDERS
Nov. 13, 2008	CALGARY	1	AT	San Jose	6 17496	Milan Michalek	Kiprusoff/McElhinney - Boucher
Jan. 6, 2009	San Jose	2	AT	CALGARY	5 19289	David Moss	Nabokov/Boucher - Kiprusoff
Jan. 15, 2009	CALGARY	3	AT	San Jose	2 17496	Dion Phaneuf	Kiprusoff - Nabokov
Mar. 30, 2009	San Jose	2	AT	CALGARY	1 19289	Jonathan Cheechoo	Nabokov - Kiprusoff

08-09	GP	W	L	OTL	SHOL	PTS	GF	GA	PPG	SHG	PEN	PIM
CALGARY	4	2	2	0	0	4	10	12	3	0	26	52
San Jose	4	2	2	0	0	4	12	10	6	1	20	40

GOALS AND SHOTS BY PERIODS

	1st	2nd	3rd	OT	TOTALS	PCT
CALGARY	4 - 38	3 - 35	3 - 39	0 - 0	10 - 112	8.9
San Jose	6 - 40	5 - 51	1 - 35	0 - 0	12 - 126	9.5

CALGARY	GP	G	A	PTS	PIM	+	-	PPG	SHG	ENG	SAN JOSE	GP	G	A	PTS	PIM	+	-	PPG	SHG	EN
Daymond Langkow	4	3	2	5	2	2	1	0	0	0	Dan Boyle	4	1	6	7	0	3	1	0	0	0
David Moss	4	2	1	3	2	2	1	0	0	0	Joe Pavelski	4	2	3	5	2	0	2	0	0	0
Curtis Glencross	4	1	2	3	2	2	0	0	0	0	Joe Thornton	4	2	3	5	6	1	1	0	0	0
Dion Phaneuf	4	1	2	3	2	-2	0	0	0	0	Ryane Clowe	3	2	1	3	0	-2	1	0	0	0
Rene Bourque	3	0	3	3	6	2	0	0	0	0	Milan Michalek	4	2	1	3	2	0	0	0	0	0
Mike Cammalleri	4	1	1	2	2	-3	1	0	0	0	Rob Blake	3	0	3	3	0	-1	0	0	0	0
Jarome Iginla	4	1	1	2	0	-2	0	0	0	0	Patrick Marleau	3	1	1	2	0	0	1	0	0	0
Adrian Aucoin	4	0	2	2	6	-1	0	0	0	0	Christian Ehrhoff	4	0	2	2	4	-2	0	0	0	0
Craig Conroy	4	1	0	1	2	1	0	0	0	0	Devin Setoguchi	4	0	2	2	0	-2	0	0	0	0
Matthew Lombardi	2	0	1	1	2	0	0	0	0	0	Jonathan Cheechoo	3	1	0	1	2	0	0	0	0	0
Todd Bertuzzi	3	0	1	1	6	1	0	0	0	0	Mike Grier	3	1	0	1	0	0	0	1	0	0
Mark Giordano	3	0	1	1	0	3	0	0	0	0	Brad Lukowich	3	0	1	1	0	0	0	0	0	0
Adam Pardy	4	0	1	1	8	0	0	0	0	0	Tom Cavanagh	1	0	0	0	0	0	0	0	0	0
Cory Sarich	4	0	1	1	2	2	0	0	0	0	Derek Joslin	1	0	0	0	2	0	0	0	0	0
Olli Jokinen	1	0	0	0	2	-1	0	0	0	0	Jamie McGinn	1	0	0	0	0	0	0	0	0	0
Jordan Leopold	1	0	0	0	0	0	0	0	0	0	Travis Moen	1	0	0	0	0	0	0	0	0	0
Jamie Lundmark	1	0	0	0	0	0	0	0	0	0	Ryan Vesce	1	0	0	0	0	0	0	0	0	0
Curtis McElhinney	1	0	0	0	0	0	0	0	0	0	Brian Boucher	2	0	0	0	0	0	0	0	0	0
Wayne Primeau	1	0	0	0	0	0	0	0	0	0	Jeremy Roenick	2	0	0	0	0	1	0	0	0	0
James Vandermeer	2	0	0	0	0	-1	0	0	0	0	Alexei Semenov	2	0	0	0	6	0	0	0	0	0
Andre Roy	3	0	0	0	4	0	0	0	0	0	Marcel Goc	3	0	0	0	2	-2	0	0	0	0
Dustin Boyd	4	0	0	0	2	0	0	0	0	0	Evgeni Nabokov	3	0	0	0	0	0	0	0	0	0
Miikka Kiprusoff	4	0	0	0	0	0	0	0	0	0	Tomas Pihlhal	3	0	0	0	0	0	0	0	0	0
Eric Nystrom	4	0	0	0	0	0	0	0	0	0	Jody Shelley	3	0	0	0	4	0	0	0	0	0
Robyn Regehr	4	0	0	0	0	0	0	0	0	0	Douglas Murray	4	0	0	0	0	1	0	0	0	0
Bench					2						Brad Staubitz	4	0	0	0	8	0	0	0	0	0
TOTALS	4	10	19	29	52	5	3	0	0	0	Marc-Edouard Vlasic	4	0	0	0	0	-3	0	0	0	0
											Bench					2					
TOTALS	4	12	23	35	40	-6	6	1	0	0											

Goaltenders	GP	MP	GA	EN	SO	SVS	AVG	SAVE %	Goaltenders	GP	MP	GA	EN	SO	SVS	AVG	SAVE %
Curtis McElhinney (0-0-0-0)	1	40	2	0	0	24	3.00	92.3	Brian Boucher (1-0-0-0)	2	98	2	0	0	32	1.22	94.1
Miikka Kiprusoff (2-2-0-0)	4	199	10	0	0	90	3.02	90.0	Evgeni Nabokov (1-2-0-0)3	140	8	0	0	70	3.42	89.7	
TOTALS	4	240	12	0	0	114	3.00	90.5	TOTALS	4	240	10	0	0	102	2.50	91.1

POWERPLAY	HOME			ROAD			OVERALL			
	ADV	PPG	PCT	ADV	PPG	PCT	ADV	PPG	PP %	PK %
CALGARY	5	1	20.0	9	2	22.2	14	3	21.4	70.0
San Jose	6	2	33.3	14	4	28.6	20	6	30.0	78.6

ALL-TIME: 44-29-9 at Calgary; 23-13-4 at San Jose; 21-16-5

LAST WIN: in CALGARY Jan. 6, 2009 in San Jose Jan. 15, 2009



FLAMES vs ST. LOUIS



DATE	TEAMS			ATTND.	WINNING GOAL	GOALTENDERS
Dec. 5, 2008	CALGARY	4	AT St. Louis	3 OT 17365	Michael Cammalleri @ 2:21	Kiprusoff - Mason
Dec. 16, 2008	CALGARY	6	AT St. Louis	3 16426	Michael Cammalleri	Kiprusoff - Mason
Jan. 13, 2009	St. Louis	1	AT CALGARY	3 19289	David Moss	Mason - Kiprusoff
Mar. 20, 2009	St. Louis	3	AT CALGARY	2 19289	Jay McClement	Mason - Kiprusoff

08-09	GP	W	L	OTL	SHOL	PTS	GF	GA	PPG	SHG	PEN	PIM
CALGARY	4	3	1	0	0	6	15	10	6	0	30	97
St Louis	4	1	2	1	0	3	10	15	3	1	32	101

GOALS AND SHOTS BY PERIODS

	1st	2nd	3rd	OT	TOTALS	PCT
CALGARY	3 - 33	6 - 51	5 - 42	1 - 4	15 - 130	11.5
St Louis	4 - 35	3 - 51	3 - 26	0 - 0	10 - 112	8.9

CALGARY	GP	G	A	PTS	PIM	+/-	PPG	SHG	ENG	ST. LOUIS	GP	G	A	PTS	PIM	+/-	PPG	SHG	EN
Jarome Iginla	4	3	5	8	0	3	1	0	0	Brad Boyes	4	2	3	5	4	0	2	0	0
Mike Cammalleri	4	5	1	6	2	2	3	0	0	David Backes	4	2	1	3	4	0	0	0	0
Matthew Lombardi	3	1	4	5	2	1	0	0	0	Patrik Berglund	4	2	1	3	2	1	1	0	0
Dion Phaneuf	4	0	5	5	8	2	0	0	0	Barret Jackman	4	0	3	3	0	0	0	0	0
David Moss	4	2	0	2	0	-2	2	0	0	Carlo Colaiacovo	4	0	2	2	0	0	0	0	0
Rene Bourque	3	1	1	2	4	1	0	0	0	Alexander Steen	4	0	2	2	4	1	0	0	0
Olli Jokinen	1	0	2	2	0	-1	0	0	0	Andy McDonald	1	1	0	1	0	1	0	0	0
Todd Bertuzzi	2	0	2	2	2	1	0	0	0	Dan Hinote	3	1	0	1	7	-1	0	0	0
Curtis Glencross	3	0	2	2	2	-1	0	0	0	T.J. Oshie	3	1	0	1	0	0	0	1	0
Craig Conroy	4	0	2	2	0	1	0	0	0	Jay McClement	4	1	0	1	2	1	0	0	0
Cory Sarich	4	0	2	2	16	4	0	0	0	Yan Stastny	2	0	1	1	0	-2	0	0	0
Dustin Boyd	3	1	0	1	0	0	0	0	0	Keith Tkachuk	3	0	1	1	0	0	0	0	0
Adrian Aucoin	4	1	0	1	2	-5	0	0	0	Brandon Crombeen	4	0	1	1	25	-1	0	0	0
Daymond Langkow	4	1	0	1	0	1	0	0	0	David Perron	4	0	1	1	0	-2	0	0	0
Jamie Lundmark	2	0	1	1	0	1	0	0	0	Eric Brewer	1	0	0	0	0	-1	0	0	0
Mark Giordano	3	0	1	1	0	1	0	0	0	Cam Paddock	1	0	0	0	0	-1	0	0	0
Mikha Kiprusoff	4	0	1	1	0	0	0	0	0	Tyson Strachan	2	0	0	0	0	1	0	0	0
Adam Pardy	4	0	1	1	11	5	0	0	0	Mike Weaver	2	0	0	0	0	-2	0	0	0
Jordan Leopold	1	0	0	0	0	0	0	0	0	Brad Winchester	3	0	0	0	7	-2	0	0	0
Warren Peters	1	0	0	0	0	0	0	0	0	Jeff Woywitka	3	0	0	0	12	1	0	0	0
Wayne Primeau	1	0	0	0	0	0	0	0	0	Cam Janssen	4	0	0	0	22	-3	0	0	0
Brandon Prust	1	0	0	0	5	0	0	0	0	Chris Mason	4	0	0	0	0	0	0	0	0
Andre Roy	2	0	0	0	12	0	0	0	0	Jay McKee	4	0	0	0	2	-2	0	0	0
James Vandermeer	2	0	0	0	12	-1	0	0	0	Roman Polak	4	0	0	0	8	-1	0	0	0
Eric Nystrom	4	0	0	0	17	-1	0	0	0	Bench					2				
Robyn Regehr	4	0	0	0	2	-3	0	0	0										
TOTALS	4	15	30	45	97	9	6	0	0	TOTALS	4	10	16	26	101	-10	3	1	0

Goaltenders	GP	MP	GA	EN	SO	SVS	AVG	SAVE %	Goaltenders	GP	MP	GA	EN	SO	SVS	AVG	SAVE %
Mikha Kiprusoff (3-1-0-0)	4	241	10	0	0	102	2.49	91.1	Chris Mason (1-2-1-0)	4	241	15	0	0	115	3.73	88.5
TOTALS	4	242	10	0	0	102	2.48	91.1	TOTALS	4	242	15	0	0	115	3.72	88.5

POWERPLAY	HOME			ROAD			OVERALL		
	ADV	PPG	PCT	ADV	PPG	PCT	ADV	PPG	PP % PK %
CALGARY	9	3	33.3	10	3	30.0	19	6	31.6 82.4
St Louis	5	0	0.0	12	3	25.0	17	3	17.6 68.4

ALL-TIME: 66-59-17 at Calgary; 36-27-7 at St. Louis; 30-32-10

LAST WIN: in CALGARY Jan. 13, 2009 in St. Louis Dec. 16, 2008



FLAMES vs TAMPA BAY



DATE	TEAMS	ATTND.	WINNING GOAL	GOALTENDERS
Mar. 1, 2009	Tampa Bay 8 AT CALGARY 6	19289	Vincent Lecavalier	McKenna - Kiprusoff/McElhinney

08-09	GP	W	L	OTL	SHOL	PTS	GF	GA	PPG	SHG	PEN	PIM
CALGARY	1	0	1	0	0	0	6	8	3	0	5	15
Tampa Bay	1	1	0	0	0	2	8	6	3	0	4	11

GOALS AND SHOTS BY PERIODS

	1st	2nd	3rd	OT	TOTALS	PCT
CALGARY	1 - 14	3 - 8	2 - 17	0 - 0	6 - 39	15.4
Tampa Bay	1 - 10	4 - 9	3 - 13	0 - 0	8 - 32	25.0

CALGARY	GP	G	A	PTS	PIM	+/-	PPG	SHG	ENG	TAMPA BAY	GP	G	A	PTS	PIM	+/-	PPG	SHG	EN
Jarome Iginla	1	2	3	5	0	-1	1	0	0	Mark Recchi	1	0	5	5	0	2	0	0	0
Mike Cammalleri	1	1	2	3	0	-2	1	0	0	Vincent Lecavalier	2	1	3	2	0	1	0	0	0
Craig Conroy	1	1	1	2	0	0	0	0	0	Martin St. Louis	1	2	1	3	0	2	0	0	1
David Moss	1	0	2	2	0	-2	0	0	0	Steven Stamkos	1	1	1	2	0	2	0	0	0
Todd Bertuzzi	1	1	0	1	0	0	1	0	0	Cory Murphy	1	0	2	2	0	2	0	0	0
Jamie Lundmark	1	1	0	1	2	1	0	0	0	Evgeny Artyukhin	1	1	0	1	0	1	0	0	0
Matthew Lombardi	1	0	1	1	0	1	0	0	0	Ryan Malone	1	1	0	1	5	0	1	0	0
Dion Phaneuf	1	0	1	1	2	0	0	0	0	Vaclav Prospal	1	1	0	1	0	0	1	0	0
Cory Sarich	1	0	1	1	0	-1	0	0	0	Steve Eminger	1	0	1	1	2	1	0	0	0
James Vandermeer	1	0	1	1	0	2	0	0	0	Josef Melichar	1	0	1	1	0	2	0	0	0
Adrian Aucoin	1	0	0	0	0	-2	0	0	0	Gary Roberts	1	0	1	1	0	-1	0	0	0
Dustin Boyd	1	0	0	0	0	-1	0	0	0	Adam Hall	1	0	0	0	0	1	0	0	0
Curtis Glenross	1	0	0	0	0	-1	0	0	0	Jeff Halpern	1	0	0	0	0	-1	0	0	0
Miikka Kiprusoff	1	0	0	0	0	0	0	0	0	David Koci	1	0	0	0	0	1	0	0	0
Curtis McElhinney	1	0	0	0	0	0	0	0	0	Lukas Krajcek	1	0	0	0	2	0	0	0	0
Eric Nystrom	1	0	0	0	0	-1	0	0	0	Marek Malik	1	0	0	0	0	0	0	0	0
Adam Pardy	1	0	0	0	0	-1	0	0	0	Mike McKenna	1	0	0	0	0	0	0	0	0
Warren Peters	1	0	0	0	0	-1	0	0	0	Matt Pettinger	1	0	0	0	0	-1	0	0	0
Robyn Regehr	1	0	0	0	11	-1	0	0	0	Matt Smaby	1	0	0	0	0	-1	0	0	0
David Van Der Gulik	1	0	0	0	0	-1	0	0	0										
TOTALS	1	6	12	18	15	-11	3	0	0	TOTALS	1	8	13	21	11	10	3	0	1

Goaltenders	GP	MP	GA	EN	SO	SVS	AVG	SAVE %	Goaltenders	GP	MP	GA	EN	SO	SVS	AVG	SAVE %
Curtis McElhinney (0-1-0-0)	1	19	2	1	0	10	6.41	83.3	Mike McKenna (1-0-0-0)	1	60	6	0	0	33	6.01	84.6
Miikka Kiprusoff (0-0-0-0)	1	40	5	0	0	14	7.51	73.7									
TOTALS	1	60	7	1	0	24	8.00	75.0	TOTALS	1	60	6	0	0	33	6.00	84.6

POWERPLAY	HOME			ROAD			OVERALL			
	ADV	PPG	PCT	ADV	PPG	PCT	ADV	PPG	PP %	PK %
CALGARY	3	3	100.0	0	0	0.0	3	3	100.0	40.0
Tampa Bay	5	3	60.0	0	0	0.0	5	3	60.0	0.0

ALL-TIME: 11-10-2 at Calgary; 6-5-1 at Tampa Bay; 5-5-1

LAST WIN: in CALGARY Jan. 2, 2003 in TAMPA BAY Dec. 13, 2007



FLAMES vs TORONTO



DATE	TEAMS	ATTND.	WINNING GOAL	GOALTENDERS
Nov. 11, 2008	Toronto 3 AT CALGARY 4	19289	Dustin Boyd	Toskala - Kiprusoff
Mar. 14, 2009	CALGARY 6 AT Toronto 8	19356	Jamal Mayers	Kiprusoff/McElhinney-Gerber

08-09	GP	W	L	OTL	SHOL	PTS	GF	GA	PPG	SHG	PEN	PIM
CALGARY	2	1	1	0	0	2	10	11	4	0	12	32
Toronto	2	1	1	0	0	2	11	10	3	0	9	24

GOALS AND SHOTS BY PERIODS

	1st	2nd	3rd	OT	TOTALS	PCT
CALGARY	5 - 24	2 - 22	3 - 21	0 - 0	10 - 67	14.9
Toronto	4 - 21	2 - 17	5 - 24	0 - 0	11 - 62	17.7

CALGARY	GP	G	A	PTS	PIM	+/-	PPG	SHG	ENG	TORONTO	GP	G	A	PTS	PIM	+/-	PPG	SHG	EN
Olli Jokinen	1	3	2	5	0	1	2	0	0	Alexei Ponikarovsky	2	1	4	5	0	5	1	0	0
Jarome Iginla	2	2	3	5	0	3	1	0	0	Mikhail Grabovski	2	2	2	4	0	0	1	0	1
Dion Phaneuf	2	2	3	5	2	-1	1	0	0	Matt Stajan	2	1	3	4	2	4	0	0	0
Curtis Glencross	2	1	2	3	4	2	0	0	0	Jeff Finger	2	1	2	3	0	1	0	0	0
Adrian Aucoin	2	0	3	3	0	-1	0	0	0	John Mitchell	1	1	1	2	0	0	0	0	0
Dustin Boyd	2	2	0	2	0	0	0	0	0	Luke Schenn	2	0	2	2	2	0	0	0	0
Mark Giordano	1	0	2	2	0	1	0	0	0	Nik Antropov	1	1	0	1	0	1	0	0	0
Todd Bertuzzi	1	0	1	1	0	0	0	0	0	Jason Blake	1	1	0	1	2	0	1	0	0
Mike Cammalleri	1	0	1	1	4	-3	0	0	0	Jeffrey Hamilton	1	1	0	1	0	1	0	0	0
Miikka Kiprusoff	2	0	1	1	0	0	0	0	0	Nikolai Kulemin	2	1	0	1	0	1	0	0	0
Daymond Langkow	2	0	1	1	4	-2	0	0	0	Jamal Mayers	2	1	0	1	2	-1	0	0	0
Robyn Regehr	2	0	1	1	2	-1	0	0	0	Boyd Devereaux	1	0	1	1	0	-1	0	0	0
Rene Bourque	1	0	0	0	0	0	0	0	0	Tomas Kaberle	1	0	1	1	0	0	0	0	0
Jordan Leopold	1	0	0	0	0	-2	0	0	0	Lee Stempniak	1	0	1	1	2	0	0	0	0
Jamie Lundmark	1	0	0	0	0	-1	0	0	0	Anton Stralman	1	0	1	1	0	1	0	0	0
Curtis McElhinney	1	0	0	0	0	0	0	0	0	Ian White	2	0	1	1	0	0	0	0	0
Adam Pardy	1	0	0	0	2	0	0	0	0	Carlo Colaiacovo	1	0	0	0	0	0	0	0	0
Warren Peters	1	0	0	0	5	0	0	0	0	Jonas Frogren	1	0	0	0	0	-1	0	0	0
Wayne Primeau	1	0	0	0	0	0	0	0	0	Martin Gerber	1	0	0	0	0	0	0	0	0
Brandon Prust	1	0	0	0	0	0	0	0	0	Niklas Hagman	1	0	0	0	0	-2	0	0	0
James Vandermeer	1	0	0	0	0	0	0	0	0	Ryan Hollweg	1	0	0	0	0	0	0	0	0
Craig Conroy	2	0	0	0	2	-3	0	0	0	Brad May	1	0	0	0	0	0	0	0	0
David Moss	2	0	0	0	0	-2	0	0	0	Dominic Moore	1	0	0	0	0	0	0	0	0
Eric Nystrom	2	0	0	0	0	0	0	0	0	Benjamin Ondrus	1	0	0	0	7	-1	0	0	0
Andre Roy	2	0	0	0	5	0	0	0	0	Phil Oreskovic	1	0	0	0	7	0	0	0	0
Cory Sarich	2	0	0	0	2	-1	0	0	0	Alexander Steen	1	0	0	0	0	0	0	0	0
TOTALS	2	10	20	30	32	-10	4	0	0	Jiri Tlustý	1	0	0	0	0	0	0	0	0
										Vesa Toskala	1	0	0	0	0	0	0	0	0
										Pavel Kubina	2	0	0	0	0	3	0	0	0
										TOTALS	2	11	19	30	24	11	3	0	1

Goaltenders	GP	MP	GA	EN	SO	SVS	AVG	SAVE %	Goaltenders	GP	MP	GA	EN	SO	SVS	AVG	SAVE %
Curtis McElhinney (0-1-0-0)	1	16	1	1	0	6	3.74	85.7	Vesa Toskala (0-1-0-0)	1	59	4	0	0	28	4.08	87.5
Miikka Kiprusoff (1-0-0-0)	2	101	9	0	0	45	5.33	83.3	Martin Gerber (1-0-0-0)	1	60	6	0	0	29	6.00	82.9
TOTALS	2	120	10	1	0	51	5.50	82.3	TOTALS	2	120	10	0	0	57	5.00	85.1

POWERPLAY	HOME			ROAD			OVERALL			
	ADV	PPG	PCT	ADV	PPG	PCT	ADV	PPG	PP %	PK %
CALGARY	1	1	100.0	4	3	75.0	5	4	80.0	66.7
Toronto	4	1	25.0	5	2	40.0	9	3	33.3	20.0

ALL-TIME: 54-51-13 at Calgary; 36-22-5 at Toronto; 18-29-8

LAST WIN: in CALGARY Nov. 11, 2008 in Toronto Dec. 16, 2000



FLAMES vs VANCOUVER



DATE	TEAMS	ATTND.	WINNING GOAL	GOALTENDERS
Oct. 9, 2008	CALGARY 0 AT Vancouver	6 18630	Henrik Sedin	Kiprusoff - Luongo
Oct. 11, 2008	Vancouver 5 AT CALGARY	4 OT 19289	Pavol Demitra @ 3:54	Luongo - Kiprusoff
Nov. 27, 2008	CALGARY 4 AT Vancouver	3 18630	Curtis Glencross	Kiprusoff - Sanford
Nov. 29, 2008	Vancouver 1 AT CALGARY	3 19289	David Moss	Schneider - Kiprusoff
Feb. 17, 2009	Vancouver 4 AT CALGARY	3 SHO 19289	Pavol Demitra	Luongo - Kiprusoff
Apr. 7, 2009	CALGARY 1 AT Vancouver	4 18630	Mattias Ohlund	Kiprusoff - Luongo

08-09	GP	W	L	OTL	SHOL	PTS	GF	GA	PPG	SHG	PEN	PIM
CALGARY	6	2	2	1	1	6	15	22	2	0	43	104
Vancouver	6	4	2	0	0	8	22	15	3	2	43	104

GOALS AND SHOTS BY PERIODS

	1st	2nd	3rd	OT	TOTALS	PCT
CALGARY	5 - 77	5 - 71	5 - 52	0 - 6	15 - 206	7.3
Vancouver	6 - 54	6 - 59	9 - 56	1 - 4	22 - 173	12.7

CALGARY	GP	G	A	PTS	PIM	+/-	PPG	SHG	ENG	VANCOUVER	GP	G	A	PTS	PIM	+/-	PPG	SHG	EN
Mike Cammalleri	6	4	2	6	4	0	1	0	0	Daniel Sedin	6	3	5	8	0	2	0	0	0
Jarome Iginla	6	2	4	6	11	-1	0	0	0	Ryan Kesler	6	3	3	6	6	1	1	1	0
Daymond Langkow	6	2	3	5	4	0	1	0	0	Mattias Ohlund	6	3	3	6	6	4	2	0	0
Rene Bourque	5	2	2	4	2	-2	0	0	0	Henrik Sedin	6	2	4	6	4	2	0	0	0
Dion Phaneuf	6	0	4	4	7	-3	0	0	0	Alex Burrows	6	2	3	5	6	1	0	0	0
Curtis Glencross	6	1	2	3	2	1	0	0	0	Alexander Edler	6	0	5	5	2	5	0	0	0
Todd Bertuzzi	6	1	1	2	12	-8	0	0	0	Rick Rypien	3	3	0	3	9	1	0	1	0
David Moss	6	1	1	2	2	0	0	0	0	Steve Bernier	5	1	2	3	7	4	0	0	0
Mark Giordano	5	0	2	2	2	0	0	0	0	Ryan Johnson	4	0	3	3	2	2	0	0	0
Craig Conroy	6	0	2	2	2	-1	0	0	0	Jannik Hansen	5	0	3	3	4	2	0	0	0
Andre Roy	4	1	0	1	9	0	0	0	0	Kyle Wellwood	4	1	1	2	2	0	0	0	0
Matthew Lombardi	5	1	0	1	2	0	0	0	0	Taylor Pyatt	5	0	2	2	9	-1	0	0	0
Olli Jokinen	1	0	1	1	0	-1	0	0	0	Mason Raymond	5	1	0	1	2	-2	0	0	0
Wayne Primeau	3	0	1	1	4	0	0	0	0	Kevin Bieksa	6	1	0	1	4	1	0	0	0
Brandon Prust	3	0	1	1	14	0	0	0	0	Pavol Demitra	6	1	0	1	0	0	0	0	0
Robyn Regehr	4	0	1	1	7	1	0	0	0	Darcy Hordichuk	6	1	0	1	11	3	0	0	0
Jordan Leopold	1	0	0	0	2	-1	0	0	0	Mike Brown	1	0	1	1	5	0	0	0	0
Jamie Lundmark	1	0	0	0	0	-1	0	0	0	Mats Sundin	2	0	1	1	0	1	0	0	0
Matt Pelech	1	0	0	0	2	0	0	0	0	Willie Mitchell	6	0	1	1	7	3	0	0	0
Warren Peters	1	0	0	0	0	0	0	0	0	Sami Salo	6	0	1	1	0	-2	0	0	0
Dustin Boyd	2	0	0	0	0	-2	0	0	0	Curtis Sanford	1	0	0	0	0	0	0	0	0
James Vandermeer	3	0	0	0	4	-3	0	0	0	Cory Schneider	1	0	0	0	0	0	0	0	0
Eric Nystrom	4	0	0	0	0	-1	0	0	0	Alexandre Bolduc	2	0	0	0	2	0	0	0	0
Adam Pardy	5	0	0	0	4	-2	0	0	0	Roberto Luongo	4	0	0	0	2	0	0	0	0
Cory Sarich	5	0	0	0	0	-3	0	0	0	Shane O'Brien	6	0	0	0	10	1	0	0	0
Adrian Aucoin	6	0	0	0	6	-1	0	0	0	Bench					4				
Mikikka Kiprusoff	6	0	0	0	0	0	0	0	0										
Bench					2					TOTALS	6	22	38	60	104	28	3	2	0
TOTALS	6	15	27	42	104	-28	2	0	0										

Goaltenders	GP	MP	GA	EN	SO	SVS	AVG	SAVE %
Mikikka Kiprusoff (2-2-1-1)	6	369	22	0	0	151	3.58	87.3
TOTALS	6	370	22	0	0	151	3.57	87.3

Goaltenders	GP	MP	GA	EN	SO	SVS	AVG	SAVE %
Roberto Luongo (4-0-0-0)	4	248	8	0	1	134	1.93	94.4
Cory Schneider (0-1-0-0)	1	60	3	0	0	28	3.01	90.3
TOTALS	6	370	15	0	1	191	2.43	92.7

POWERPLAY	HOME			ROAD			OVERALL			
	ADV	PPG	PCT	ADV	PPG	PCT	ADV	PPG	PP %	PK %
CALGARY	17	1	5.9	14	1	7.1	31	2	6.5	90.0
Vancouver	12	1	8.3	18	2	11.1	30	3	10.0	93.5

ALL-TIME: 115-72-40 at Calgary; 64-31-18 at Vancouver; 51-41-22

LAST WIN: in CALGARY Nov. 29, 2008 in Vancouver Nov. 27, 2008



FLAMES vs WASHINGTON



DATE	TEAMS		ATTND.	W/T GOAL	GOALTENDERS
Oct. 21, 2008	Washington	1 AT CALGARY 2	19289	Matthew Lombardi	Theodore - Kiprusoff

08-09	GP	W	L	OTL	SHOL	PTS	GF	GA	PPG	SHG	PEN	PIM
CALGARY	1	1	0	0	0	2	2	1	1	0	6	23
Washington	1	0	1	0	0	0	1	2	0	0	10	20

GOALS AND SHOTS BY PERIODS

	1st	2nd	3rd	OT	TOTALS	PCT
CALGARY	0 - 11	2 - 11	0 - 6	0 - 0	2 - 28	7.1
Washington	1 - 9	0 - 13	0 - 9	0 - 0	1 - 31	3.2

CALGARY	GP	G	A	PTS	PIM	+/-	PPG	SHG	ENG	WASHINGTON	GP	G	A	PTS	PIM	+/-	PPG	SHG	EN
Jarome Iginla	1	1	0	1	0	-1	1	0	0	Sergei Fedorov	1	1	0	1	2	1	0	0	0
Matthew Lombardi	1	1	0	1	0	1	0	0	0	Alexander Ovechkin	1	0	1	1	0	1	0	0	0
Dustin Boyd	1	0	1	1	0	1	0	0	0	Jeff Schultz	1	0	1	1	0	1	0	0	0
David Moss	1	0	1	1	0	0	0	0	0	Nicklas Backstrom	1	0	0	0	0	0	0	0	0
Adrian Aucoin	1	0	0	0	2	0	0	0	0	Matt Bradley	1	0	0	0	0	0	0	0	0
Todd Bertuzzi	1	0	0	0	0	-1	0	0	0	Donald Brashear	1	0	0	0	0	0	0	0	0
Rene Bourque	1	0	0	0	19	0	0	0	0	Chris Clark	1	0	0	0	2	0	0	0	0
Mike Cammalleri	1	0	0	0	0	0	0	0	0	John Erskine	1	0	0	0	2	0	0	0	0
Craig Conroy	1	0	0	0	0	1	0	0	0	Tomas Fleischmann	1	0	0	0	0	-1	0	0	0
Mark Giordano	1	0	0	0	0	0	0	0	0	Boyd Gordon	1	0	0	0	2	0	0	0	0
Curtis Glencross	1	0	0	0	2	0	0	0	0	Mike Green	1	0	0	0	4	-1	0	0	0
Miikka Kiprusoff	1	0	0	0	0	0	0	0	0	Milan Jurcina	1	0	0	0	0	0	0	0	0
Daymond Langkow	1	0	0	0	0	-1	0	0	0	Brooks Laich	1	0	0	0	0	-1	0	0	0
Dion Phaneuf	1	0	0	0	0	0	0	0	0	Shaone Morrisonn	1	0	0	0	2	-1	0	0	0
Wayne Primeau	1	0	0	0	0	0	0	0	0	Michael Nylander	1	0	0	0	2	0	0	0	0
Brandon Prust	1	0	0	0	0	0	0	0	0	Alexander Semin	1	0	0	0	0	1	0	0	0
Robyn Regehr	1	0	0	0	0	0	0	0	0	Tyler Sloan	1	0	0	0	2	1	0	0	0
Cory Sarich	1	0	0	0	0	0	0	0	0	David Steckel	1	0	0	0	2	-1	0	0	0
James Vandermeer	1	0	0	0	0	0	0	0	0	Jose Theodore	1	0	0	0	0	0	0	0	0
TOTALS	1	2	2	4	23	0	1	0	0	TOTALS	1	1	2	3	20	0	0	0	0

Goaltenders	GP	MP	GA	EN	SO	SVS	AVG	SAVE %	Goaltenders	GP	MP	GA	EN	SO	SVS	AVG	SAVE %
Miikka Kiprusoff (1-0-0-0)	1	60	1	0	0	30	1.01	96.8	Jose Theodore (0-1-0-0)	1	59	2	0	0	26	2.04	92.9
TOTALS	1	60	1	0	0	30	1.00	96.8	TOTALS	1	60	2	0	0	26	2.00	92.9

POWERPLAY	HOME			ROAD			OVERALL		
	ADV	PPG	PCT	ADV	PPG	PCT	ADV	PPG	PP %
CALGARY	9	1	11.1	0	0	0.0	9	1	11.1
Washington	5	0	0.0	0	0	0.0	5	0	0.0
									PK %
									88.9

ALL-TIME: 39-30-13 at Calgary; 25-8-7 at Washington; 14-22-6

LAST WIN: in CALGARY Oct. 21, 2008 in Washington Mar. 13, 1999



ALL TIME TEAM RECORDS

WE
ARE THE **C of RED**



ALL TIME RECORDS

Overall

SEASON	GP	W	L	T	OTL	PTS	GF	GA	%
2008-09	82	46	30	0	6	98	254	248	.598
2007-08	82	42	30	-	10	94	229	227	.573
2006-07	82	43	29	-	10	96	258	226	.585
2005-06	82	46	25	-	11	103	218	200	.628
2003-04	82	42	30	7	3	94	200	176	.573
2002-03	82	29	36	13	4	75	186	228	.457
2001-02	82	32	35	12	3	79	201	220	.482
2000-01	82	27	36	15	4	73	197	236	.445
1999-00	82	31	36	10	5	77	211	256	.470
1998-99	82	30	40	12	-	72	211	234	.439
1997-98	82	26	41	15	-	67	217	252	.409
1996-97	82	32	41	9	-	73	214	239	.445
1995-96	82	34	37	11	-	79	241	240	.482
1994-95	48	24	17	7	-	55	163	135	.573
1993-94	84	42	29	13	-	97	302	256	.577
1992-93	84	43	30	11	-	97	322	282	.577
1991-92	80	31	37	12	-	74	296	305	.463
1990-91	80	46	26	8	-	100	344	263	.625
1989-90	80	42	23	15	-	99	348	265	.619
1988-89	80	*54	*17	9	-	*117	354	*226	*.731
1987-88	80	48	23	9	-	105	*397	305	.656
1986-87	80	46	31	3	-	95	318	289	.594
1985-86	80	40	31	9	-	89	354	315	.556
1984-85	80	41	27	12	-	94	363	302	.588
1983-84	80	34	32	14	-	82	311	314	.513
1982-83	80	32	34	14	-	78	321	317	.488
1981-82	80	29	34	17	-	75	334	345	.469
1980-81	80	39	27	14	-	92	329	298	.575
1979-80	80	35	32	13	-	83	282	269	.519
1978-79	80	41	31	8	-	90	327	280	.563
1977-78	80	34	27	*19	-	87	274	252	.544
1976-77	80	34	34	12	-	80	264	265	.500
1975-76	80	35	33	12	-	82	262	237	.513
1974-75	80	34	31	15	-	83	243	233	.519
1973-74	78	30	34	14	-	74	214	238	.474
1972-73	78	25	38	15	-	65	191	239	.417
TOTALS	2796	1273	1099	379	45	2970	9532	9012	.531

(*Team Full Season Record)

ALL TIME RECORDS

HOME

SEASON	GP	W	L	T	OTL	PTS	GF	GA	%
2008-09	41	27	10	0	4	60	147	110	.732
2007-08	41	21	11	0	9	51	112	101	.622
2006-07	41	30	9	0	2	62	144	92	.756
2005-06	41	30	7	-	4	64	108	*73	*.780
2003-04	41	21	14	5	*1	48	93	85	.585
2002-03	41	14	16	*10	*1	39	95	111	.476
2001-02	41	20	14	5	2	47	103	100	.573
2000-01	41	12	18	9	2	35	94	110	.427
1999-00	41	20	14	6	*1	47	119	124	.573
1998-99	41	15	20	6	-	36	103	110	.439
1997-98	41	18	17	6	-	42	118	118	.512
1996-97	41	21	18	2	-	44	121	121	.537
1995-96	41	18	18	5	-	41	114	103	.500
1994-95	24	15	7	2	-	32	90	68	.667
1993-94	42	25	12	5	-	55	156	116	.655
1992-93	42	23	14	5	-	51	175	139	.607
1991-92	40	19	14	7	-	45	174	140	.563
1990-91	40	29	8	3	-	61	194	115	.763
1989-90	40	28	7	5	-	61	207	131	.763
1988-89	40	*32	*4	4	-	*68	200	103	.850
1987-88	40	26	11	3	-	55	*217	144	.688
1986-87	40	25	13	2	-	52	162	128	.650
1985-86	40	23	11	6	-	52	195	154	.650
1984-85	40	23	11	6	-	52	199	134	.650
1983-84	40	22	11	7	-	51	186	146	.638
1982-83	40	21	12	7	-	49	176	137	.613
1981-82	40	20	11	9	-	49	192	141	.613
1980-81	40	25	5	*10	-	60	198	127	.750
1979-80	40	18	15	7	-	43	147	132	.538
1978-79	40	25	11	4	-	54	179	126	.675
1977-78	40	20	13	7	-	47	152	132	.588
1976-77	40	22	11	7	-	51	151	111	.638
1975-76	40	19	14	7	-	45	138	98	.563
1974-75	40	24	9	7	-	55	150	96	.688
1973-74	39	17	15	7	-	41	121	115	.526
1972-73	39	16	16	7	-	39	106	105	.500
TOTALS	1439	784	441	188	26	1784	5336	4195	.620

AWAY

SEASON	GP	W	L	T	OTL	PTS	GF	GA	%
2008-09	41	19	20	0	2	40	107	138	.488
2007-08	41	21	19	0	1	43	117	126	.524
2006-07	41	13	20	0	8	34	114	134	.415
2005-06	41	16	18	-	7	39	110	127	.476
2003-04	41	21	16	2	2	46	107	*91	.561
2002-03	41	15	20	3	3	36	91	117	.439
2001-02	41	12	21	7	1	32	98	120	.390
2000-01	41	15	18	6	2	38	102	126	.463
1999-00	41	11	22	4	4	30	92	132	.366
1998-99	41	15	20	6	-	36	108	124	.439
1997-98	41	8	24	9	-	25	99	134	.305
1996-97	41	11	23	7	-	29	93	118	.354
1995-96	41	16	19	6	-	38	127	137	.463
1994-95	24	9	10	5	-	23	73	67	.479
1993-94	42	17	17	8	-	42	146	140	.500
1992-93	42	20	16	6	-	46	147	143	.548
1991-92	40	12	23	5	-	29	122	165	.363
1990-91	40	17	18	5	-	39	150	148	.488
1989-90	40	14	16	10	-	38	141	134	.475
1988-89	40	*22	13	5	-	49	154	123	.613
1987-88	40	*22	*12	6	-	*50	*180	161	*.625
1986-87	40	21	18	1	-	43	156	161	.538
1985-86	40	17	20	3	-	37	159	161	.463
1984-85	40	18	16	6	-	42	164	168	.525
1983-84	40	12	21	7	-	31	125	168	.388
1982-83	40	11	22	7	-	29	145	180	.363
1981-82	40	9	23	8	-	26	142	204	.325
1980-81	40	14	22	4	-	32	131	171	.400
1979-80	40	17	17	6	-	40	135	137	.500
1978-79	40	16	20	4	-	36	148	154	.450
1977-78	40	14	14	*12	-	40	122	120	.500
1976-77	40	12	23	5	-	29	113	154	.363
1975-76	40	16	19	5	-	37	124	139	.463
1974-75	40	10	22	8	-	28	93	137	.350
1973-74	39	13	19	7	-	33	93	123	.423
1972-73	39	9	22	8	-	26	85	134	.333
TOTALS	1439	535	683	191	30	1291	4413	5016	.449

*Team Full Season Record

FLAMES OVERTIME RESULTS

REGULAR SEASON OVERTIME RECORD

	Overall 1983-2009					2008-09					
	GP	W	L	T/SO	PTS	GP	W	L	SOW	SOL	PTS
Anaheim Ducks	263	54	53	156	264	19	5	4	7	3	31
Atlanta Thrashers	166	40	37	89	169	17	4	5	7	1	28
Boston Bruins	446	91	93	262	444	17	3	4	4	6	24
Buffalo Sabres	411	72	74	265	409	19	2	4	8	5	29
Carolina Hurricanes	410	77	79	254	408	12	3	4	3	2	18
Calgary Flames	391	81	81	229	391	17	7	2	3	5	27
Chicago Blackhawks	405	66	78	261	393	22	6	5	4	7	32
Columbus Blue Jackets	380	69	66	245	383	17	3	1	9	4	29
Colorado Avalanche	138	32	28	78	142	21	5	3	6	7	32
Dallas Stars	413	72	66	275	419	22	5	5	6	6	33
Detroit Red Wings	397	87	63	247	421	19	3	6	6	4	28
Edmonton Oilers	432	85	90	257	427	16	1	5	6	4	23
Florida Panthers	298	42	73	183	267	18	4	3	3	8	25
Los Angeles Kings	409	70	78	261	401	19	3	3	5	8	27
Minnesota Wild	161	30	32	99	159	17	3	6	5	3	25
Montreal Canadiens	409	72	87	250	394	22	4	4	7	7	33
New Jersey Devils	181	44	38	99	187	20	6	3	6	5	32
New York Islanders	417	90	71	256	436	19	9	2	6	2	34
New York Rangers	390	75	80	235	385	15	3	4	3	5	21
Nashville Predators	411	77	81	253	407	22	3	3	10	6	35
Ottawa Senators	237	36	52	149	221	18	3	5	4	6	25
Philadelphia Flyers	413	79	78	256	414	21	6	5	4	6	31
Phoenix Coyotes	401	77	74	250	404	11	1	4	3	3	15
Pittsburgh Penguins	388	90	76	222	402	21	6	3	6	6	33
San Jose Sharks	262	47	59	156	250	21	4	6	6	5	31
St. Louis Blues	428	84	78	266	434	20	4	4	6	6	30
Tampa Bay Lightning	261	43	68	150	236	23	2	8	3	10	28
Toronto Maple Leafs	377	87	69	221	395	23	4	6	6	7	33
Vancouver Canucks	424	90	73	261	441	18	5	3	3	7	26
Washington Capitals	371	80	64	227	387	18	6	3	4	5	28
Totals	10490	2039	2039	6412	10490	564	123	123	159	159	846

FLAME VS NHL IN OVERTIME/SHOOTOUT GAMES

OPPONENT	(shootouts not included in OT stats)																							
	HOME				Shootout				ROAD				Shootout				OVERALL				Shootout			
	GP	W	L	T	GP	W	L	T	GP	W	L	T	GP	W	L	T	GP	W	L	T	GP	W	L	T
Anaheim.....	3	1	1	1	-	-	-	-	9	-	3	6	-	-	-	-	12	1	4	7	-	-	-	-
Atlanta.....	-	-	-	-	-	-	-	-	1	-	-	1	-	-	-	-	1	-	-	1	-	-	-	-
Boston.....	4	-	1	3	-	-	-	-	4	1	-	3	-	-	-	-	8	1	1	6	-	-	-	-
Buffalo.....	5	-	1	4	-	-	-	-	3	-	1	2	1	-	1	-	8	-	2	6	1	-	1	-
Carolina.....	5	3	-	2	-	-	-	-	3	-	-	3	-	-	-	-	8	3	-	5	-	-	-	-
Calgary.....	-	-	-	-	-	-	-	-	-	-	-	-	-	-	-	-	-	-	-	-	-	-	-	-
Chicago.....	14	3	3	8	1	-	1	-	9	1	2	6	-	-	-	-	23	4	5	14	1	-	1	-
Columbus.....	2	-	1	1	2	1	1	2	1	-	1	1	1	-	1	-	4	1	1	2	3	1	2	2
Colorado.....	10	1	3	6	-	-	-	-	14	1	1	12	2	1	1	-	24	2	4	18	2	1	1	-
Dallas.....	14	3	3	8	-	-	-	-	13	2	3	8	-	-	-	-	27	5	6	16	-	-	-	-
Detroit.....	8	2	3	3	1	-	1	-	9	-	2	7	1	1	-	-	17	2	5	10	2	1	1	-
Edmonton.....	12	3	1	8	1	-	1	-	11	1	3	7	1	1	-	-	23	4	4	15	2	1	1	-
Florida.....	2	1	-	1	1	-	1	-	4	1	-	3	1	1	-	-	6	2	-	4	2	1	1	-
Los Angeles.....	14	4	4	6	-	-	-	-	10	1	2	7	1	-	1	-	24	5	6	13	1	-	1	-
Minnesota.....	5	-	1	4	1	1	-	-	9	3	1	5	4	2	2	-	14	3	2	9	5	3	2	-
Montreal.....	6	3	-	3	-	-	-	-	4	-	-	4	-	-	-	-	10	3	-	7	-	-	-	-
New Jersey.....	8	1	1	6	-	-	-	-	2	1	-	1	-	-	-	-	10	2	1	7	-	-	-	-
New York.....	4	-	1	3	1	-	1	2	2	1	-	1	-	-	-	-	6	1	1	4	1	-	1	-
New York.....	5	-	1	4	-	-	-	-	4	-	2	2	-	-	-	-	9	-	3	6	-	-	-	-
Nashville.....	8	3	2	3	-	-	-	-	1	-	-	1	-	-	-	-	9	3	2	4	-	-	-	-
Ottawa.....	2	1	-	1	-	-	-	-	4	1	-	3	-	-	-	-	6	2	-	4	-	-	-	-
Philadelphia.....	3	-	1	2	-	-	-	-	7	3	1	3	1	-	1	-	10	3	2	5	1	-	1	-
Phoenix.....	16	3	3	10	1	1	-	-	14	1	4	9	-	-	-	-	30	4	7	19	1	1	-	-
Pittsburgh.....	5	-	-	5	1	-	1	3	3	-	-	3	-	-	-	-	8	-	-	8	1	-	1	-
San Jose.....	8	2	2	4	-	-	-	-	8	3	-	5	1	-	1	-	16	5	2	9	1	-	1	-
St. Louis.....	8	3	2	3	1	1	-	-	11	1	3	7	1	-	1	-	19	4	5	10	2	1	1	-
Tampa Bay.....	4	2	2	-	-	-	-	2	-	1	1	-	-	-	-	-	6	2	3	1	-	-	-	-
Toronto.....	8	3	2	3	-	-	-	-	7	2	2	3	-	-	-	-	15	5	4	6	-	-	-	-
Vancouver.....	18	6	2	10	1	-	1	-	21	2	5	14	1	1	-	-	39	8	7	24	2	1	1	-
Washington.....	7	1	-	6	-	-	-	-	6	1	2	3	-	-	-	-	13	2	2	9	-	-	-	-
TOTALS.....	208	49	41	118	12	4	8	-	197	28	38	131	16	7	9	-	405	77	79	249	28	11	17	-

FLAMES OVERTIME RESULTS

FLAMES YEAR-BY-YEAR OVERTIME

SEASON	HOME		ROAD		OVERALL	
	GP	W-L-T-SOL	GP	W-L-T-SOL	GP	W-L-T-SOL
2008-09.....	5	1-2-0-2	7	5-2-0-0	12	6-4-0-2
2007-08.....	10	1-7-0-2	6	5-0-0-1	16	6-7-0-3
2006-07.....	5	3-1-0-1	9	1-4-0-4	14	4-5-0-5
2005-06.....	6	2-1-0-3	9	2-3-0-4	15	4-4-0-7
2003-04.....	8	2-1-5	5	1-2-2	13	3-3-7
2002-03.....	16	5-1-10	7	1-3-3	23	6-4-13
2001-02.....	7	0-2-5	10	2-1-7	17	2-3-12
2000-01.....	13	2-2-9	9	1-2-6	22	3-4-15
1999-00.....	13	6-1-6	13	5-4-4	26	*11-5-10
1998-99.....	9	2-1-6	7	1-0-6	16	3-1-12
1997-98.....	11	4-1-6	11	0-2-9	22	4-3-15
1996-97.....	7	2-3-2	9	1-1-7	16	3-4-9
1995-96.....	9	2-2-5	7	0-1-6	16	2-3-11
1994-95.....	4	1-1-2	5	0-0-5	9	1-1-7
1993-94.....	8	2-1-5	10	1-1-8	18	3-2-13
1992-93.....	11	3-3-5	8	1-1-6	19	4-4-11
1991-92.....	11	1-3-7	8	1-2-5	19	2-5-12
1990-91.....	8	3-2-3	7	0-2-5	15	3-4-8
1989-90.....	10	3-2-5	11	0-1-10	21	3-3-15
1988-89.....	7	2-1-4	10	3-2-5	17	5-3-9
1987-88.....	6	1-2-3	8	1-1-6	14	2-3-9
1986-87.....	2	0-0-2	2	1-0-1	4	1-0-3
1985-86.....	8	1-1-6	4	0-1-3	12	1-2-9
1984-85.....	7	1-0-6	7	0-1-6	14	1-1-12
1983-84.....	9	2-0-7	9	2-0-7	18	4-0-14
TOTALS.....	210...	52-41-109-8	199	35-38-117-9	409.....	87-79-226-17

(*11 OT wins **NHL Record**, ** Numbers in bold were T from previous years)

FLAMES PLAYOFF OVERTIME GAMES

DATE		OPPOSITION	SCORE		SCORER	TIME
April 16, 2009	at	Chicago	2-3	L	Martin Havlat	0:12
April 22, 2007	vs	Detroit	1-2	L	Johan Franzen	24:23
April 21, 2006	vs	Anaheim	2-1	W	Darren McCarty	9:45
April 27, 2006	at	Anaheim	2-3	L	Sean O'Donnell	1:36
June 5, 2004	vs	Tampa Bay	2-3	L	Martin St. Louis	20:33
June 3, 2004	at	Tampa Bay	3-2	W	Oleg Saprykin	14:40
May 9, 2004	at	San Jose	4-3	W	Steve Montador	18:43
May 3, 2004	vs	Detroit	1-0	W	Martin Gelin	19:13
Apr. 22, 2004	at	Detroit	2-1	W	Marcus Nilson	2:39
Apr. 19, 2004	at	Vancouver	3-2	W	Martin Gelin	1:25
Apr. 17, 2004	vs	Vancouver	4-5	L	Brendan Morrison	42:28
Apr 23, 1996	vs	Chicago	1-2	L	Joe Murphy	50:02
May 19, 1995	vs	San Jose	4-5	L	Ray Whitney	21:54
May 9, 1995	vs	San Jose	4-5	L	Ulf Dahlen	12:21
Apr 30, 1994	vs	Vancouver	3-4	L	Pavel Bure	22:20
Apr 28, 1994	at	Vancouver	2-3	L	Trevor Linden	16:43
Apr 26, 1994	vs	Vancouver	1-2	L	Geoff Courtnall	7:15
Apr 16, 1991	vs	Edmonton	4-5	L	Esa Tikkanen	6:58
Apr 14, 1991	at	Edmonton	2-1	W	Theoren Fleury	4:40
Apr 14, 1990	at	Los Angeles	3-4	L	Mike Krushelnyski	23:14
Apr 8, 1990	at	Los Angeles	1-2	L	Tony Granato	8:37
May 19, 1989	at	Montreal	3-4	L	Ryan Walter	38:08
May 8, 1989	at	Chicago	2-1	W	Al MacInnis	15:05
Apr 18, 1989	vs	Los Angeles	4-3	W	Doug Gilmour	7:47
Apr 15, 1989	vs	Vancouver	4-3	W	Joel Otto	19:21
Apr 5, 1989	vs	Vancouver	3-4	W	Paul Reinhart	2:47
Apr 15, 1988	vs	Edmonton	4-5	L	Wayne Gretzky	7:54
Apr 11, 1987	at	Winnipeg	3-2	W	Mike Bullard	3:53
May 18, 1986	vs	Montreal	2-3	L	Brian Skrudland	0:09
May 12, 1986	at	St. Louis	5-6	L	Doug Wickenheiser	7:30
Apr 20, 1986	at	Edmonton	5-6	L	Glenn Anderson	1:04
Apr 12, 1986	at	Winnipeg	4-3	W	Lanny McDonald	8:25
Apr 10, 1985	at	Winnipeg	4-5	L	Brian Mullen	7:56
Apr 20, 1984	vs	Edmonton	5-4	W	Lanny McDonald	1:04
Apr 13, 1984	at	Edmonton	6-5	W	Carey Wilson	3:42
Apr 10, 1983	at	Vancouver	4-3	W	Greg Meredith	1:06
Apr 6, 1983	vs	Vancouver	4-3	W	Eddy Beers	12:27
Apr 8, 1982	at	Vancouver	1-2	L	Dave Williams	14:20
Apr 11, 1981	at	Chicago	5-4	W	Willi Plett	35:17
Apr 8, 1980	at	NY Rangers	1-2	L	Steve Vickers	0:33
Apr 14, 1974	vs	Philadelphia	3-4	L	Dave Schultz	5:40

	GP	W	L		GP	W	L		GP	W	L
Home	19	6	13	Road	22	12	10	Overall	41	18	23

FLAMES ALL TIME RECORDS

MONTH-BY-MONTH RECORD

SEASON	OCTOBER		NOVEMBER		DECEMBER		JANUARY	
	GP	W-L-T-OTL	GP	W-L-T-OTL	GP	W-L-T-OTL	GP	W-L-T-OTL
2008-09	10	6-3-0-1	14	8-6-0-0	13	8-2-0-3	11	8-3-0-0
2007-08	12	6-3-0-3	14	4-10-0-0	14	9-1-0-4	11	7-3-0-1
2006-07	10	3-6-0-1	13	8-4-0-1	14	8-4-0-2	13	8-3-0-2
2005-06	13	4-7-0-2	13	10-2-0-1	13	9-3-0-1	13	7-4-0-2
2003-04	9	4-4-0-1	12	5-4-1-2	14	10-3-2-0	15	6-8-1-0
2002-03	10	3-3-2-2	14	3-9-1-1	14	5-6-3-0	14	6-7-1-0
2001-02	12	8-2-0-2	13	5-4-4-0	15	4-7-4-0	13	5-8-0-0
2000-01	13	3-8-1-0	15	3-4-4-4	12	7-3-2-0	12	4-6-2-0
1999-00	13	3-8-2-0	11	5-6-0-0	14	8-2-3-1	13	7-6-0-0
1998-99	9	2-5-2	14	6-8-0	13	4-8-1	12	4-6-2
1997-98	13	3-8-2	14	2-7-5	15	6-8-1	12	3-6-3
1996-97	13	7-5-1	13	3-9-1	13	3-7-3	11	5-5-1
1995-96	11	1-7-3	13	3-8-2	15	7-6-2	11	7-2-2
1994-95	-	-	-	-	-	-	5	2-2-1
1993-94	13	8-3-2	13	7-4-2	14	5-7-2	12	4-5-3
1992-93	12	8-4-0	13	6-5-2	13	10-1-2	14	3-9-2
1991-92	12	6-5-1	13	5-5-3	13	5-7-1	12	5-5-2
1990-91	13	9-4-0	13	5-5-3	14	8-5-1	12	5-6-1
1989-90	13	6-3-4	15	5-6-4	12	6-4-2	13	8-2-3
1988-89	12	6-3-3	12	10-1-1	14	8-4-2	15	10-3-2
1987-88	11	5-5-1	14	9-3-2	13	9-3-1	14	9-3-2
1986-87	10	3-7-0	14	10-4-0	14	9-4-1	14	6-7-1
1985-86	10	5-5-0	13	8-2-3	12	4-8-0	15	6-7-2
1984-85	11	7-4-0	12	7-4-1	14	5-7-2	15	7-4-4
1983-84	12	5-6-1	12	5-4-3	13	4-7-2	12	5-2-5
1982-83	13	4-7-2	14	5-6-3	14	5-7-2	12	7-5-0
1981-82	11	2-7-2	14	5-5-4	13	5-6-2	15	7-4-4
1980-81	11	5-4-2	13	5-5-3	12	6-3-3	16	6-7-3
1979-80	10	5-4-1	13	6-5-2	12	3-8-1	15	7-5-3
1978-79	10	8-0-2	14	7-7-0	15	5-9-1	13	8-4-1
1977-78	8	3-2-3	14	4-6-4	14	5-6-3	14	8-5-1
1976-77	13	5-6-2	12	6-2-4	13	7-5-1	13	5-4-4
1975-76	10	4-5-1	14	6-7-1	15	9-4-2	14	5-6-3
1974-75	11	5-4-2	14	8-3-3	12	3-8-1	14	5-5-4
1973-74	8	4-3-1	14	7-4-3	14	4-7-3	13	3-9-1
1972-73	11	4-6-1	15	6-6-3	13	5-6-2	13	6-4-3
TOTALS	392	170-166-44-12	468	207-180-72-9	473	218-186-58-11	466	214-180-67-5

SEASON	FEBRUARY		MARCH		APRIL/MAY	
	GP	W-L-T-OTL	GP	W-L-T-OTL	GPW-L-T-OTL	
2008-09	13	7-4-0-2	15	6-9-0-0	6	3-3-0-0
2007-08	14	7-6-0-1	14	7-6-0-1	3	2-1-0-0
2006-07	14	7-4-0-3	14	9-4-0-1	4	0-4-0-0
2005-06	6	3-2-0-1	15	8-6-0-1	9	5-1-0-3
2003-04	13	6-8-1-0	13	7-5-1-0	2	1-2-0-0
2002-03	12	2-6-3-1	15	8-5-2-0	3	2-0-1-0
2001-02	7	2-3-1-1	15	5-7-3-0	7	3-4-0-0
2000-01	7	2-3-1-1	15	5-7-3-0	7	3-4-0-0
1999-00	12	3-3-2-4	14	4-8-2-0	5	1-3-1-0
1998-99	12	5-2-5	14	7-5-2	8	2-6-0
1997-98	4	2-1-1	15	8-6-1	9	2-5-2
1996-97	14	8-5-1	12	6-5-1	6	0-5-1
1995-96	13	6-5-2	13	7-6-0	6	3-3-0
1994-95	14	8-4-2	15	6-7-2	14	8-4-2
1993-94	12	8-3-1	13	6-5-2	7	4-2-1
1992-93	12	6-2-4	12	4-8-0	8	6-1-1
1991-92	13	4-7-2	14	5-7-2	3	1-1-1
1990-91	12	8-2-2	16	11-4-1	0	0-0-0
1989-90	11	6-5-0	15	10-3-2	1	1-0-0
1988-89	13	10-3-0	13	9-3-1	1	1-0-0
1987-88	12	5-6-1	13	10-1-2	2	1-1-0
1986-87	12	9-3-0	14	9-4-1	2	0-1-1
1985-86	12	7-3-2	15	7-6-2	3	3-0-0
1984-85	11	5-6-0	14	9-2-3	3	1-0-2
1983-84	15	9-4-2	15	6-8-1	1	0-1-0
1982-83	12	5-5-2	14	6-4-4	1	0-0-1
1981-82	12	4-5-3	13	5-6-2	2	1-1-0
1980-81	12	9-2-1	14	6-6-2	2	2-0-0
1979-80	11	5-2-4	15	8-6-1	4	1-2-1
1978-79	10	6-2-2	13	5-7-1	5	2-2-1
1977-78	12	3-3-6	13	8-4-1	5	3-1-1
1976-77	12	3-9-0	15	7-8-0	2	1-0-1
1975-76	12	3-7-2	12	6-4-2	3	2-0-1
1974-75	11	4-4-3	14	8-5-1	4	1-2-1
1973-74	13	4-6-3	13	6-4-3	3	2-1-0
1972-73	11	2-6-3	14	2-10-2	1	0-0-1
TOTALS	422	197-149-63-13	507	247-203-54-3	149	66-58-22-3

HOME ATTENDANCE BY SEASON

SEASON	GAMES	ATTENDANCE	AVERAGE
2008-09	41	790,849	19,289
2007-08	41	790,849	19,289
2006-07	41	790,849	19,289
2005-06	41	790,849	19,289
2003-04	41	679,767	16,580
2002-03	41	665,808	16,239
2001-02	41	643,896	15,705
2000-01	41	681,535	16,623
1999-00	41	612,800	14,946
1998-99	*41	648,050	16,201
1997-98	41	694,557	16,940
1996-97	41	700,643	17,089
1995-96	41	737,996	18,000
1994-95	24	456,858	19,036
1993-94	*41	792,307	19,325
1992-93	*41	**800,677	19,529
1991-92	40	788,760	19,719
1990-91	40	799,434	**19,986
1989-90	40	794,444	19,861
1988-89	40	778,324	19,458
1987-88	40	755,252	18,881
1986-87	40	671,920	16,798
1985-86	40	670,480	16,762
1984-85	40	667,320	16,683
1983-84	40	666,960	16,674
1982-83	40	289,680	7,242
1981-82	40	289,258	7,231
1980-81	40	288,679	7,217
1979-80	40	400,961	10,024
1978-79	40	457,640	11,441
1977-78	40	420,026	10,501
1976-77	40	490,356	12,259
1975-76	40	478,500	11,963
1974-75	40	537,761	13,444
1973-74	39	552,314	14,162
1972-73	39	488,106	12,516
TOTALS	1437	22,564,465	15,703

*Does Not Include Neutral Site Home Game

**Team Season Record;

Calgary: Saddledome - 1983-2009; Stampede Corral - 1980-83; Atlanta: The Omni - 1972-80

OPENING GAME RESULTS

SEASON	SEASON OPENER			HOME OPENER			ROAD OPENER					
2008-09	CGY	0	VAN	6	VAN	5	CGY	4 OT	CGY	0	VAN	6
2007-08	PHI	3	CGY	2	PHI	3	CGY	2	DET	4	CGY	2
2006-07	EDM	3	CGY	1	CGY	2	EDM	1	EDM	3	CGY	1
2005-06	MIN	6	CGY	3	CGY	2	DAL	3	MIN	6	CGY	3
2003-04	VAN	1	CGY	4	CGY	3	SJ	2	VAN	1	CGY	4
2002-03	CGY	0	VAN	3	CGY	0	VAN	3	VAN	2	CGY	3
2001-02	CGY	1	EDM	0	CGY	1	EDM	0	DET	2	CGY	4
2000-01	CGY	3	DET	4	CGY	3	DET	4	NYI	0	CGY	2
1999-00	SJ	5	CGY	3	CGY	1	STL	4	SJ	5	CGY	3
1998-99	CGY	3	SJ	3	CGY	3	TOR	7	SJ	3	CGY	5
1997-98	CGY	1	DET	3	CGY	1	DET	3	DET	4	CGY	4
1996-97	VAN	3	CGY	1	CGY	3	BUF	0	VAN	3	CGY	1
1995-96	CGY*	3	T.B	3	COL	3	CGY	2	CGY*	3	T.B	3
1994-95	CGY*	3	WPG	3	CGY	6	STL	4	CGY*	3	WPG	3
1993-94	CGY	2	NYI	1	CGY	2	NYI	1	CGY	5	VAN	1
1992-93	LA*	5	CGY	4	LA*	5	CGY	4	CGY**	3	MIN	2
1991-92	CGY	9	EDM	2	CGY	9	EDM	2	WPG	5	CGY	3
1990-91	CGY	3	VAN	2	CGY	3	VAN	2	CGY	4	WPG	3
1989-90	CGY	10	DET	7	CGY	10	DET	7	CGY	4	N.J.	2
1988-89	CGY	4	NYI	4	CGY	4	NYI	4	LA	6	CGY	5
1987-88	CGY	5	DET	1	CGY	5	DET	1	WPG	3	CGY	2
1986-87	CGY	5	BOS	3	QUE	4	CGY	2	CGY	5	BOS	3
1985-86	CGY	8	WPG	3	CGY	8	WPG	3	CGY	9	LA	2
1984-85	STL	4	CGY	2	STL	4	CGY	2	CGY	7	VAN	5
1983-84	CGY	5	VAN	3	EDM	4	CGY	3	CGY	5	VAN	3
1982-83	EDM	7	CGY	5	NYI	5	CGY	4	EDM	7	CGY	5
1981-82	CGY	1	VAN	1	CGY	1	VAN	1	CGY	6	STL	4
1980-81	CGY	5	QUE	5	CGY	5	QUE	5	COL	6	CGY	2
1979-80	ATL	5	QUE	3	ATL	9	PHA	2	ATL	5	QUE	3
1978-79	ATL	4	CHI	4	ATL	4	WSH	3	ATL	4	CHI	4
1977-78	ATL	2	BOS	2	ATL	3	STL	1	ATL	2	BOS	2
1976-77	WSH	6	ATL	5	ATL	4	LA	2	WSH	6	ATL	5
1975-76	LA	4	ATL	3	LA	4	ATL	3	NYR	3	ATL	1
1974-75	ATL	3	VAN	3	ATL	4	Kan. City	2	ATL	3	VAN	3
1973-74	ATL	1	NYI	1	ATL	1	NYI	1	ATL	1	STL	0
1972-73	ATL	3	NYI	2	ATL	1	BUF	1	ATL	3	NYI	2
SEASON # OVERALL				HOME # OVERALL				ROAD # OVERALL				
Won 11, Lost 15, Tied 10				Win 16, Lost 15, Tied 5				Won 16, Lost 14, Tied 6				

YEARLY LEADERS

SEASON	GOALS	ASSISTS	POINTS	PENALTY MINUTES
2008-09	Michael Cammalleri 39	Jarome Iginla 54	Jarome Iginla 89	Cory Sarich 112
2007-08	Jarome Iginla 50	Jarome Iginla 48	Jarome Iginla 98	Dion Phaneuf 182
2006-07	Jarome Iginla 39	Alex Tanguay 59	Jarome Iginla 94	Dion Phaneuf 98
2005-06	Jarome Iginla 35	Daymond Langkow 34	Jarome Iginla 67	Darren McCarty 117
2003-04	Jarome Iginla 41	Craig Conroy 39	Jarome Iginla 73	Chris Simon 250
2002-03	Jarome Iginla 35	Craig Conroy 37	Jarome Iginla 67	Scott Nichol 149
2001-02	Jarome Iginla 52	Craig Conroy 48	Jarome Iginla 96	Bob Boughner 170
2000-01	Jarome Iginla 31	Marc Savard 42	Jarome Iginla 71	Jason Wiemer 177
1999-00	Valeri Bure 35	Phil Housley 44	Valeri Bure 75	Wade Belak 122
1998-99	Jarome Iginla 28	Phil Housley 43	Cory Stillman 57	Jason Weimer 177
1997-98	Theoren Fleury 27 Cory Stillman 27	Theoren Fleury 51	Theoren Fleury 78	Theoren Fleury 197
1996-97	Theoren Fleury 29	Theoren Fleury 38	Theoren Fleury 67	Todd Simpson 208
1995-96	Theoren Fleury 46	Theoren Fleury 50	Theoren Fleury 96	Sandy McCarthy 173
1994-95	Theoren Fleury 29	Phil Housley 35	Theoren Fleury 58	Ron Stern 163
1993-94	Gary Roberts 41	Al MacInnis 54	Robert Reichel 93	Ron Stern 243
1992-93	Robert Reichel 40	Theoren Fleury 66	Theoren Fleury 100	Craig Berube 209
1991-92	Gary Roberts 53	Al MacInnis 57	Gary Roberts 90	Ron Stern 338
1990-91	Theoren Fleury 51	Al MacInnis 75	Theoren Fleury 104	Gary Roberts 252
1989-90	Joe Nieuwendyk 45	Doug Gilmour 67	Joe Nieuwendyk 95	Tim Hunter 279
1988-89	Joe Nieuwendyk 51 Joe Mullen 51	Joe Mullen 59 Doug Gilmour 59	Joe Mullen 110	Tim Hunter** 375
1987-88	Joe Nieuwendyk 51	Gary Suter 70	Hakan Loob 106	Tim Hunter 337
1986-87	Joe Mullen 47	Al MacInnis 56	Joe Mullen 87	Tim Hunter 361
1985-86	Hakan Loob 31	Al MacInnis 57	Dan Quinn 72	Tim Hunter 291
1984-85	Nilsson/Loob 37	Kent Nilsson 62	Kent Nilsson 99	Tim Hunter 259
1983-84	Eddy Beers 36	Kent Nilsson 49	Kent Nilsson 80	Paul Baxter 182
1982-83	Lanny McDonald** 66	Guy Chouinard 59	Kent Nilsson 104	Doug Risebrough 138
1981-82	Lanny McDonald 34	Guy Chouinard 57	Guy Chouinard 80	Willi Plett 288
1980-81	Kent Nilsson 49	Kent Nilsson** 82	Kent Nilsson** 131	Willi Plett 239
1979-80	Kent Nilsson 40	Kent Nilsson 53	Kent Nilsson 93	Willi Plett 231
1978-79	Guy Chouinard 50	Bob MacMillan 71	Bob MacMillan 108	Willi Plett 213
1977-78	Bob MacMillan 31	Tom Lysiak 42	Tom Lysiak 69	Willi Plett 171
1976-77	Willi Plett 33	Tom Lysiak 51	Tom Lysiak 81	Willi Plett 123
1975-76	Curt Bennett 34	Tom Lysiak 51	Tom Lysiak 82	Pat Quinn 134
1974-75	Eric Vail 39	Tom Lysiak 52	Tom Lysiak 77	Pat Quinn 56
1973-74	Jacques Richard 27	Tom Lysiak 45	Tom Lysiak 64	Pat Quinn 94
1972-73	Bob Leiter 26	Bob Leiter 34	Bob Leiter 60	Pat Quinn 113

**Flames All-Time Individual Record

SCORELESS GAMES:

November 7, 1976, Atlanta at Detroit; Myre - Giacomini

October 26, 1996, Calgary at Los Angeles; Kidd - Fiset

October 30, 1998, Washington at Calgary; Wregget - Tabaracci

December 21, 1999, Dallas at Calgary; Brathwaite - Belfour

PENALTY SHOTS FOR: 24 Goals Against in 47 Attempts

Oct. 5, 2006 at Edmonton
Oct. 24, 2006 vs Phoenix
Mar. 31, 2006 vs Colorado
Dec. 1, 2005 at Detroit
Nov. 10, 2005 at Phoenix
Nov. 7, 2005 vs Vancouver
Oct. 29, 2005 at San Jose
Oct. 23, 2005 at Los Angeles
Mar. 5, 2004 at Dallas
Jan. 27, 2004 at Phoenix

Jarome Iginla failed vs. Dwayne Roloson, Edmonton
Daymond Langkow failed vs. Curtis Joseph, Phoenix
Matthew Lombardi scored vs. Peter Budaj, Colorado
Shean Donovan failed vs. Jimmy Howard, Detroit
Jarome Iginla scored vs. Curtis Joseph, Phoenix
Chuck Kobasew failed vs. Alex Auld, Vancouver
Tony Amonte failed vs. Nolan Schaefer, San Jose
Marcus Nilson failed vs. Mathieu Garon, Los Angeles
Shean Donovan failed vs. Marty Turco, Dallas
Shean Donovan scored vs. Sean Burke, Phoenix

PENALTY SHOTS FOR: (CONT'D)

Oct. 24, 2006	vs Phoenix	Daymond Langkow failed vs. Curtis Joseph, Phoenix
Oct. 5, 2006	vs Edmonton	Jarome Iginla failed vs. Dwayne Roloson, Edmonton
Jan. 3, 2004	vs Vancouver	Jarome Iginla failed vs. Alex Auld, Vancouver
Dec. 26, 2003	vs Vancouver	Oleg Saprykin failed vs. Dan Cloutier, Vancouver
Dec. 2, 2003	vs San Jose	Shean Donovan scored vs. Vesa Toskala, San Jose
Mar. 15, 2003	at San Jose	Jarome Iginla failed vs. Vesa Toskala, San Jose
Apr. 2, 2002	vs Atlanta	Scott Nichol scored vs. Milan Hnilicka, Atlanta
Jan. 22, 2002	vs Toronto	Jarome Iginla failed vs. Curtis Joseph, Toronto
Dec. 8, 2001	vs Anaheim	Jarome Iginla failed vs. Jean-Sebastien Giguere, Anaheim
Feb. 27, 1998	vs Vancouver	Hnat Domenichelli scored vs. Arturs Irbe, Vancouver
Oct. 24, 1996	vs Pittsburgh	Robert Reichel scored vs. Tom Barrasso, Pittsburgh
Oct. 22, 1996	vs Colorado	Theoren Fleury scored vs. Patrick Roy, Colorado, shorthanded
Dec. 11, 1995	vs Los Angeles	Steve Chiasson scored vs. Byron Dafoe, Los Angeles, powerplay
Feb. 7, 1994	vs Edmonton	Robert Reichel scored vs. Bill Ranford, Edmonton, powerplay
Oct. 31, 1993	at Winnipeg	Paul Ranheim scored vs. Bob Essensa, Winnipeg, shorthanded
Jan. 23, 1993	vs Pittsburgh	Joe Nieuwendyk failed vs. Ken Wregget, Pittsburgh
Dec. 27, 1992	at Edmonton	C.J. Young failed vs. Bill Ranford, Edmonton
Dec. 11, 1992	at Toronto	Theoren Fleury scored vs. Rick Wamsley, Toronto
Feb. 23, 1991	vs Quebec	Theoren Fleury scored vs. Jacques Cloutier, Quebec
Apr. 4, 1990	vs Los Angeles	Al MacInnis scored vs. Kelly Hrudey, Los Angeles (Playoffs)
Oct. 7, 1989	vs NY Islanders	Doug Gilmour failed vs. Mark Fitzpatrick, NY Islanders
Feb. 22, 1989	vs Toronto	Hakan Loob failed vs. Jeff Reese, Toronto
Dec. 16, 1988	at Vancouver	Joe Nieuwendyk scored vs. Steve Weeks, Vancouver
Dec. 12, 1988	at Toronto	Joe Nieuwendyk failed vs. Jeff Reese, Toronto
Mar. 19, 1988	at Quebec	Mike Bullard failed vs. Mario Brunetta, Quebec
Mar. 10, 1988	vs Winnipeg	Hakan Loob failed vs. Daniel Berthiaume, Winnipeg
Mar. 28, 1987	at Los Angeles	Joe Mullen scored vs. Al Jensen, Los Angeles, disallowed illegal stick
Feb. 14, 1987	at Minnesota	Joe Mullen scored vs. Kari Takko, Minnesota
Dec. 2, 1986	vs NY Islanders	Joe Mullen scored vs. Kelly Hrudey, NY Islanders
Oct. 28, 1986	at Minnesota	Perry Berezan scored vs. Don Beaupre, Minnesota
Oct. 13, 1984	vs Quebec	Jim Peplinski scored vs. Mario Gosselin, Quebec
Dec. 19, 1983	vs Winnipeg	Doug Risebrough scored vs. Doug Soetaert, Winnipeg
Mar. 14, 1983	at New Jersey	Paul Reinhart scored vs. Ron Low, New Jersey
Nov. 18, 1982	at Philadelphia	Lanny McDonald failed vs. Pelle Lindbergh, Philadelphia
Jan. 13, 1981	vs NY Rangers	Bob MacMillan failed vs. Doug Soetaert, NY Rangers
Jan. 8, 1981	vs Washington	Kent Nilsson failed vs. Rollie Boutin, Washington
Oct. 9, 1976	vs Philadelphia*	Curt Bennett scored vs. Bernie Parent, Philadelphia
Jan. 2, 1975	vs Montreal*	Jacques Richard failed vs. Ken Dryden, Montreal
Feb. 16, 1974	at Toronto	Bob Leiter scored vs. Dunc Wilson, Toronto

PENALTY SHOTS AGAINST: 12 Goals Against in 31 Attempts

Nov. 6, 2008	vs Nashville	Vernon Fiddler scored vs. Miikka Kiprusoff
Feb. 15, 2008	vs Los Angeles	Jeff Giuliano failed vs. Miikka Kiprusoff
Feb. 3, 2006	vs Vancouver	Alexandre Burrows failed vs. Miikka Kiprusoff
Dec. 29, 2005	vs Minnesota	Brian Rolston failed vs. Miikka Kiprusoff
Nov. 12, 2005	vs Colorado	Alex Tanguay scored vs. Miikka Kiprusoff
Oct. 17, 2005	vs Phoenix	Oleg Saprykin failed vs. Miikka Kiprusoff
Dec. 29, 2003	vs Minnesota	Richard Park, Minnesota, scored vs. Miikka Kiprusoff
Mar. 16, 2003	at Anaheim	Paul Kariya, Anaheim, failed to score vs. Jamie McLennan
Dec. 29, 2002	vs Anaheim	Petr Sykora, Anaheim, failed to score vs. Roman Turek
Apr. 9, 2002	at Atlanta	Jeff Cowan, Atlanta, failed vs. Roman Turek
Jan. 11, 2002	vs Phoenix	Michal Handzus, Phoenix, failed to score vs. Roman Turek
Apr. 7, 2001	vs Los Angeles	Zigmund Palffy, Los Angeles, failed vs. Fred Brathwaite
Dec. 7, 1998	vs Dallas	Mike Modano, Dallas, failed vs. Tyler Moss
Apr. 13, 1998	at Los Angeles	Rob Blake, Los Angeles, failed vs. Dwayne Roloson
Mar. 22, 1998	vs St. Louis	Darren Turcotte, St. Louis, failed vs. Rick Tabaracci
Nov. 1, 1997	at Colorado	Joe Sakic, Colorado, scored vs. Tyler Moss
Jan. 14, 1996	at Colorado	Joe Sakic, Colorado, scored vs. Trevor Kidd
Mar. 7, 1995	at Chicago	Jeremy Roenick, Chicago, failed vs. Andrei Trefilov
Feb. 6, 1995	vs Winnipeg	Teemu Selanne, Winnipeg, failed vs. Trevor Kidd
Nov. 24, 1993	vs Toronto	Wendel Clark, Toronto, scored vs. Trevor Kidd
Jan. 16, 1992	at NY Rangers	Paul Broten, NY Rangers, scored vs. Michael Vernon
Oct. 19, 1991	at Vancouver	Gino Odjick, Vancouver, scored vs. Michael Vernon
Mar. 14, 1989	at New Jersey	Kirk Muller, New Jersey, failed vs. Michael Vernon
Dec. 23, 1988	at Edmonton	Craig MacTavish, Edmonton, scored vs. Michael Vernon
Jan. 16, 1987	at Vancouver	Stan Smyl, Vancouver, scored vs. Michael Vernon
Jan. 1, 1985	at Winnipeg	Bengt Lundholm, Winnipeg, failed vs. Rejean Lemelin
Dec. 6, 1983	at Quebec	Dale Hunter, Quebec, scored vs. Rejean Lemelin
Oct. 23, 1983	at Chicago	Denis Savard, Chicago, failed vs. Don Edwards
Jan. 3, 1979	at Toronto	Dan Maloney, Toronto, failed vs. Dan Bouchard
Feb. 9, 1978	at Los Angeles*	Harland Monahan, Los Angeles, failed vs. Dan Bouchard
Feb. 10, 1974	vs Los Angeles*	Whitey Widing, Los Angeles, scored vs. Phil Myre

FLAMES ALL TIME LEADERS

GAMES PLAYED

Jarome Iginla.....	942	Tim Hunter.....	545	Tom Lysiak.....	445
Al MacInnis.....	803	Eric Vail.....	539	Bill Clement.....	444
Theoren Fleury.....	791	Mike Vernon (G).....	526	Craig Conroy.....	426
Joel Otto.....	730	Paul Reinhart.....	517	Kent Nilsson.....	425
Jim Peplinski.....	711	Guy Chouinard.....	514	Robert Reichel.....	425
Robyn Regehr.....	666	Lanny McDonald.....	492	Colin Patterson.....	416
Gary Suter.....	617	Rey Comeau.....	468	Curt Bennett.....	405
Jamie Macoun.....	586	Ken Houston.....	462	Dan Bouchard (G).....	398
Gary Roberts.....	585	Willi Plett.....	452	Ron Stern.....	396
Joe Nieuwendyk.....	577	Hakan Loob.....	450	Cory Stillman.....	393

POINTS

Jarome Iginla.....	851	Gary Suter.....	565	Eric Vail.....	452
Fleury, Theoren.....	830	Kent Nilsson.....	562	Paul Reinhart.....	444
Al MacInnis.....	822	Guy Chouinard.....	529	Tom Lysiak.....	431
Joe Nieuwendyk.....	616	Gary Roberts.....	505	Hakan Loob.....	429

GOALS

Jarome Iginla.....	409	Lanny McDonald.....	215	Joe Mullen.....	190
Theoren Fleury.....	364	Al MacInnis.....	213	Joel Otto.....	167
Joe Nieuwendyk.....	314	Eric Vail.....	206		
Gary Roberts.....	257	Guy Chouinard.....	193		
Kent Nilsson.....	229	Hakan Loob.....	193		

ASSISTS

Al MacInnis.....	609	Guy Chouinard.....	336	Tom Lysiak.....	276
Theoren Fleury.....	460	Paul Reinhart.....	335	Jim Peplinski.....	263
Jarome Iginla.....	442	Kent Nilsson.....	333	Joel Otto.....	261
Gary Suter.....	437	Joe Nieuwendyk.....	302	Gary Roberts.....	248

PENALTY MINUTES

Tim Hunter.....	2405	Theoren Fleury.....	1339	Gary Suter.....	872
Gary Roberts.....	1736	Ron Stern.....	1288	Sandy McCarthy.....	730
Joel Otto.....	1642	Willi Plett.....	1267	Neil Sheehy.....	725
Jim Peplinski.....	1467	Al MacInnis.....	944	Jarome Iginla.....	668

FIVE GOAL GAME - 1

Joe Nieuwendyk.....	1
---------------------	---

FOUR GOAL GAMES - 16

Kent Nilsson.....	2	Garry Unger.....	1	Brian MacLellan.....	1
Joe Nieuwendyk.....	2	Jim Peplinski.....	1	Gary Roberts.....	1
Joe Mullen.....	2	Hakan Loob.....	1	Marc Savard.....	1
Jarome Iginla.....	1	Jiri Hrdina.....	1		
Keith McCreary.....	1	Mark Hunter.....	1		

THREE GOAL GAMES - 167



(Totals include four and five goal games)

Kent Nilsson.....	13	Jiri Hrdina.....	2	Bob Leiter.....	1
Theoren Fleury.....	13	Gary McAdam.....	2	Matthew Lombardi.....	1
Joe Nieuwendyk.....	10	Keith McCreary.....	2	Tom Lysiak.....	1
Gary Roberts.....	10	Joel Otto.....	2	Al MacInnis.....	1
Lanny McDonald.....	9	Marc Savard.....	2	Brian MacLellan.....	1
Jarome Iginla.....	8	Cory Stillman.....	2	Marty McInnis.....	1
Hakan Loob.....	6	German Titov.....	2	David Moss.....	1
Eddy Beers.....	5	Carey Wilson.....	2	Dana Murzyn.....	1
Joe Mullen.....	5	Rene Bourque.....	1	Owen Nolan.....	1
Eric Vail.....	5	Valeri Bure.....	1	Jim Peplinski.....	1
Ken Houston.....	4	Rey Comeau.....	1	Jean Pronovost.....	1
Robert Reichel.....	4	Shean Donovan.....	1	Paul Ranheim.....	1
Mark Hunter.....	3	Barry Gibbs.....	1	Paul Reinhart.....	1
Bob MacMillan.....	3	Bobby Gould.....	1	Doug Risebrough.....	1
Sergei Makarov.....	3	Brett Hull.....	1	Larry Romanchych.....	1
Willi Plett.....	3	Kristian Huselius.....	1	Darcy Rota.....	1
Ron Stern.....	3	Olli Jokinen.....	1	Claude St. Sauveur.....	1
Curt Bennett.....	2	Chuck Kobasew.....	1	Steve Tambellini.....	1
Ivan Boldirev.....	2	Dave Kryskow.....	1	John Tonelli.....	1
Michael Cammalleri.....	2	Dan Labraaten.....	1	Gary Unger.....	1
Guy Chouinard.....	2	Daymond Langkow.....	1		
Bill Clement.....	2	Gary Leeman.....	1		

FLAMES ALL TIME LEADERS

MULTI-GOAL GAMES - 315

Jarome Iginla.....	72	Hilliard Graves.....	4	Hnat Domenichelli.....	1
Theoren Fleury.....	47	Dean McAmmond.....	4	Ted Drury.....	1
Joe Nieuwendyk.....	47	Keith McCreary.....	4	Kari Eloranta.....	1
Lanny McDonald.....	36	Owen Nolan.....	4	Paul Fenton.....	1
Guy Chouinard.....	33	Doug Risebrough.....	4	Andrew Ference.....	1
Eric Vail.....	33	Perry Berezan.....	3	Aaron Gavey.....	1
Gary Roberts.....	30	Rene Bourque.....	3	Mark Giodano.....	1
Kent Nilsson.....	29	Andrew Cassels.....	3	Marc Habscheid.....	1
Robert Reichel.....	22	Dave Gagner.....	3	Roman Hamrlik.....	1
Hakan Loob.....	21	John Gould.....	3	Paul Henderson.....	1
Tom Lysiak.....	21	Jamie Hislop.....	3	Jonas Hoglund.....	1
Joe Mullen.....	18	Phil Housley.....	3	Phil Housley.....	1
Willi Plett.....	18	Olli Jokinen.....	3	Cale Hulse.....	1
Bob MacMillan.....	16	Brian MacLellan.....	3	Jim Jackson.....	1
Joel Otto.....	15	Marty McInnis.....	3	Kari Jalonen.....	1
Curt Bennett.....	13	Michael Nylander.....	3	Ed Kea.....	1
Ken Houston.....	13	Jean Pronovost.....	3	Kelly Kisio.....	1
Kristian Huselius.....	12	Leon Rochefort.....	3	Paul Kruse.....	1
Daymond Langkow.....	12	Alex Tanguay.....	3	Dave Kryskow.....	1
Valeri Bure.....	11	Tony Amonte.....	2	Dan Labraaten.....	1
Rey Comeau.....	11	Brent Ashton.....	2	Bobby Lalonde.....	1
Al MacInnis.....	11	Ivan Boldirev.....	2	Gary Leeman.....	1
Germain Titov.....	11	Chris Drury.....	2	Jordan Leopold.....	1
Doug Gilmour.....	10	Bryan Hextall.....	2	Jocelyn Lemieux.....	1
Sergei Makarov.....	10	Ernie Hicke.....	2	Dave Lowry.....	1
Marc Savard.....	10	Jiri Hrdina.....	2	Jamie Lundmark.....	1
Cory Stillman.....	10	Tim Hunter.....	2	Toni Lydman.....	1
Carey Wilson.....	10	Sheldon Kennedy.....	2	Jamie Macoun.....	1
Craig Conroy.....	9	Chuck Kobasew.....	2	Randy Manery.....	1
Kevin Lavallee.....	9	Red Laurence.....	2	Gary McAdam.....	1
Colin Patterson.....	9	Gerry Meehan.....	2	Corey Millen.....	1
Jim Peplinski.....	9	David Moss.....	2	Derek Morris.....	1
Paul Ranheim.....	9	Dion Phaneuf.....	2	Lew Morrison.....	1
Mel Bridgman.....	8	Harold Phillipoff.....	2	Richard Mulhern.....	1
Mike Bullard.....	8	Steve Reinprecht.....	2	Murray Murray.....	1
Michael Cammalleri.....	8	Darcy Rota.....	2	Dana Murzyn.....	1
Matthew Lombardi.....	8	Oleg Saprykin.....	2	Rob Niedermayer.....	1
Dan Quinn.....	7	Jeff Shantz.....	2	Marcus Nilson.....	1
Paul Reinhart.....	7	Bobby Simpson.....	2	Eric Nystrom.....	1
Larry Romanchych.....	7	Ron Stern.....	2	Michel Petit.....	1
Gary Suter.....	7	Steve Tambellini.....	2	Ronald Petrovicky.....	1
Eddy Beers.....	6	Wes Walz.....	2	Wayne Primeau.....	1
Martin Gelinac.....	6	Clarke Wilm.....	2	Pat Quinn.....	1
Brett Hull.....	6	Paul Baxter.....	1	Byron Ritchie.....	1
Mike Eaves.....	5	Todd Bertuzzi.....	1	Phil Russell.....	1
Mark Hunter.....	5	Craig Berube.....	1	Chris Simon.....	1
Richard Kromm.....	5	Dustin Boyd.....	1	Martin St. Louis.....	1
Bob Leiter.....	5	Gino Cavallini.....	1	John Tonelli.....	1
Don Lever.....	5	Chris Clark.....	1	Jason Weimer.....	1
John Stewart.....	5	Rene Corbet.....	1	Jamie Wright.....	1
Steve Bozek.....	4	Denis Cyr.....	1	C.J. Young.....	1
Bill Clement.....	4	Bobby Dollas.....	1	Zarley Zalapski.....	1
Bill Flett.....	4	Shean Donovan.....	1		



Lanny McDonald (above left) currently ranks fourth all time in multi-goal games with 36. In seventh spot with 30 multi-goal games is Gary Roberts (above right).

FLAMES ALL TIME TOP SEASONS

MOST POINTS

131	Kent Nilsson.....	1980-81
110	Joe Mullen.....	1988-89
108	Bob MacMillan.....	1978-79
107	Guy Chouinard.....	1978-79
106	Hakan Loob.....	1987-88
104	Kent Nilsson.....	1982-83
	Theoren Fleury.....	1990-91
103	Mike Bullard.....	1987-88
	Al MacInnis.....	1990-91
100	Theoren Fleury.....	1992-93
99	Kent Nilsson.....	1984-85
98	Lanny McDonald.....	1982-83
	Jarome Iginla.....	2007-08
96	Theoren Fleury.....	1995-96
	Jarome Iginla.....	2001-02
95	Joe Nieuwendyk.....	1989-90
94	Jarome Iginla.....	2006-07
93	Kent Nilsson.....	1979-80
	Robert Reichel.....	1993-94
92	Joe Nieuwendyk.....	1987-88
91	Gary Suter.....	1987-88
	Doug Gilmour.....	1989-90
90	Al MacInnis.....	1989-90
	Gary Roberts.....	1991-92
89	Jarome Iginla.....	2008-09
88	Robert Reichel.....	1992-93
87	Joe Mullen.....	1986-87
86	Sergei Makarov.....	1989-90
85	Joe Mullen.....	1987-88
	Doug Gilmour.....	1988-89
	Hakan Loob.....	1988-89
	Joe Nieuwendyk.....	1990-91
	Theoren Fleury.....	1993-94
84	Gary Roberts.....	1993-94
83	Eric Vail.....	1978-79
	Guy Chouinard.....	1980-81
	Al MacInnis.....	1987-88
82	Tom Lysiak.....	1975-76
	Joe Nieuwendyk.....	1988-89
	Al MacInnis.....	1993-94
	Michael Cammalleri.....	2008-09
81	Tom Lysiak.....	1976-77
	Doug Gilmour.....	1990-91
	Gary Suter.....	1992-93
	Alex Tanguay.....	2006-07
80	Guy Chouinard.....	1981-82
	Kent Nilsson.....	1983-84
79	Sergei Makarov.....	1990-91
	Gary Roberts.....	1992-93
78	Theoren Fleury.....	1997-98
77	Tom Lysiak.....	1974-75
	Guy Chouinard.....	1979-80
	Al MacInnis.....	1991-92
	Kristian Huselius.....	2006-07
	Daymond Langkow.....	2006-07
76	Al MacInnis.....	1986-87
	Gary Suter.....	1989-90
75	Mel Bridgman.....	1981-82
	Paul Reinhart.....	1982-83
	Eddy Beers.....	1983-84
	Joe Nieuwendyk.....	1992-93
	Joe Nieuwendyk.....	1993-94
	Valeri Bure.....	1999-00
	Craig Conroy.....	2001-02

MOST GOALS

66	Lanny McDonald.....	1982-83
53	Gary Roberts.....	1991-92
52	Jarome Iginla.....	2000-01
51	Joe Nieuwendyk.....	1987-88
	Joe Mullen.....	1988-89
	Joe Nieuwendyk.....	1988-89
	Theoren Fleury.....	1990-91
50	Guy Chouinard.....	1978-79
	Hakan Loob.....	1987-88
	Jarome Iginla.....	2007-08
49	Kent Nilsson.....	1980-81
48	Mike Bullard.....	1987-88
47	Joe Mullen.....	1986-87
46	Kent Nilsson.....	1982-83
	Theoren Fleury.....	1995-96
45	Joe Nieuwendyk.....	1989-90
	Joe Nieuwendyk.....	1990-91
41	Gary Roberts.....	1993-94
	Jarome Iginla.....	2003-04
40	Kent Nilsson.....	1979-80
	Joe Mullen.....	1987-88
	Robert Reichel.....	1992-93
	Robert Reichel.....	1993-94
	Theoren Fleury.....	1993-94
39	Eric Vail.....	1974-75
	Gary Roberts.....	1989-90
	Jarome Iginla.....	2006-07
	Michael Cammalleri.....	2008-09
38	Willi Plett.....	1980-81
	Joe Nieuwendyk.....	1992-93
	Gary Roberts.....	1992-93
37	Bob MacMillan.....	1978-79
	Hakan Loob.....	1984-85
	Kent Nilsson.....	1984-85
36	Eddy Beers.....	1983-84
	Joe Mullen.....	1989-90
	Joe Nieuwendyk.....	1993-94
35	Eric Vail.....	1978-79
	Valeri Bure.....	1999-00
	Jarome Iginla.....	2002-03
	Jarome Iginla.....	2005-06
	Jarome Iginla.....	2008-09
34	Curt Bennett.....	1975-76
	Lanny McDonald.....	1981-82
	Theoren Fleury.....	1992-93
	Kristian Huselius.....	2006-07
33	Willi Plett.....	1976-77
	Lanny McDonald.....	1983-84
	Theoren Fleury.....	1991-92
	Daymond Lankow.....	2006-07
32	Eric Vail.....	1976-77
	Kevin Lavallee.....	1981-82
31	Curt Bennett.....	1974-75
	Tom Lysiak.....	1975-76
	Bob MacMillan.....	1977-78
	Guy Chouinard.....	1979-80
	Guy Chouinard.....	1980-81
	Kent Nilsson.....	1983-84
	Hakan Loob.....	1985-86
	Theoren Fleury.....	1989-90
	Jarome Iginla.....	2000-01
30	Tom Lysiak.....	1976-77
	Jim Peplinski.....	1981-82
	Hakan Loob.....	1983-84
	Dan Quinn.....	1985-86
	Sergei Makarov.....	1990-91
	Daymond Lankow.....	2007-08

MOST ASSISTS

82	Kent Nilsson.....	1980-81
75	Al MacInnis.....	1990-91
71	Bob MacMillan.....	1978-79
70	Gary Suter.....	1987-88
67	Doug Gilmour.....	1989-90
66	Theoren Fleury.....	1992-93
62	Kent Nilsson.....	1984-85
	Al MacInnis.....	1989-90
	Sergei Makarov.....	1989-90
61	Doug Gilmour.....	1990-91
60	Gary Suter.....	1989-90
59	Guy Chouinard.....	1982-83
	Doug Gilmour.....	1988-89
	Joe Mullen.....	1988-89
	Alex Tanguay.....	2006-07
58	Kent Nilsson.....	1982-83
	Paul Reinhart.....	1982-83
	Al MacInnis.....	1987-88
	Al MacInnis.....	1988-89
	Hakan Loob.....	1988-89
	Gary Suter.....	1990-91
	Gary Suter.....	1992-93
57	Guy Chouinard.....	1978-79
	Guy Chouinard.....	1981-82
	Al MacInnis.....	1985-86
	Al MacInnis.....	1991-92
56	Al MacInnis.....	1986-87
	Hakan Loob.....	1987-88
55	Mike Bullard.....	1987-88
	Jarome Iginla.....	2006-07
54	Al MacInnis.....	1993-94
	Jarome Iginla.....	2008-09
53	Kent Nilsson.....	1979-80
	Paul Reinhart.....	1986-87
	Theoren Fleury.....	1990-91
	Robert Reichel.....	1993-94
52	Tom Lysiak.....	1974-75
	Guy Chouinard.....	1980-81
	Al MacInnis.....	1984-85
51	Tom Lysiak.....	1975-76
	Tom Lysiak.....	1976-77
	Pekka Rautakallio.....	1981-82
	Theoren Fleury.....	1997-98
50	Gary Suter.....	1985-86
	Joe Nieuwendyk.....	1989-90
	Theoren Fleury.....	1995-96
49	Paul Reinhart.....	1980-81
	Mel Bridgman.....	1981-82
	Kent Nilsson.....	1983-84
	Gary Suter.....	1988-89
	Sergei Makarov.....	1990-91
48	Eric Vail.....	1978-79
	Paul Reinhart.....	1981-82
	Carey Wilson.....	1984-85
	Sergei Makarov.....	1991-92
	Robert Reichel.....	1992-93
	Craig Conroy.....	2001-02
	Jarome Iginla.....	2007-08

FLAMES ALL TIME TOP SEASONS (con't)

MOST PENALTY MINUTES

375	Tim Hunter.....	1988-89
361	Tim Hunter.....	1986-87
338	Ron Stern.....	1991-92
337	Tim Hunter.....	1987-88
291	Tim Hunter.....	1985-86
288	Willi Plett.....	1981-82
282	Gary Roberts.....	1987-88
279	Tim Hunter.....	1989-90
271	Neil Sheehy.....	1985-86
259	Tim Hunter.....	1984-85
252	Gary Roberts.....	1990-91
250	Gary Roberts.....	1988-89
	Chris Simon.....	2003-04
247	Krzysztof Oliwa.....	2003-04
243	Ron Stern.....	1993-94
241	Jim Peplinski.....	1988-89
239	Willi Plett.....	1980-81
234	Jim Peplinski.....	1987-88
231	Willi Plett.....	1979-80
222	Gary Roberts.....	1989-90
214	Jim Peplinski.....	1985-86
213	Willi Plett.....	1978-79
	Joel Otto.....	1988-89
209	Craig Berube.....	1992-93
208	Todd Simpson.....	1996-97
207	Gary Roberts.....	1991-92
	Ron Stern.....	1992-93
197	Theoren Fleury.....	1997-98
194	Paul Baxter.....	1985-86
	Mark Hunter.....	1988-89
192	Joel Otto.....	1987-88
188	Joel Otto.....	1985-86
186	Theoren Fleury.....	1993-94
185	Joel Otto.....	1986-87
	Paul Kruse.....	1993-94
183	Joel Otto.....	1990-91
182	Paul Baxter.....	1983-84
	Dion Phaneuf.....	2007-08
181	Jim Peplinski.....	1986-87

MOST WINS

45	Miikka Kiprusoff.....	2008-09
42	Miikka Kiprusoff.....	2005-06
40	Miikka Kiprusoff.....	2006-07
39	Michael Vernon.....	1987-88
	Miikka Kiprusoff.....	2007-08
37	Michael Vernon.....	1988-89
32	Dan Bouchard.....	1978-79
31	Michael Vernon.....	1990-91
30	Rejean Lemelin.....	1984-85
	Michael Vernon.....	1986-87
	Roman Turek.....	2001-02
29	Rejean Lemelin.....	1985-86
	Michael Vernon.....	1992-93
27	Roman Turek.....	2002-03
26	Michael Vernon.....	1993-94
25	Dan Bouchard.....	1977-78
	Fred Brathwaite.....	1999-00
24	Michael Vernon.....	1991-92
	Miikka Kiprusoff.....	2003-04
23	Dan Bouchard.....	1979-80
	Michael Vernon.....	1989-90
22	Trevor Kidd.....	1994-95
21	Pat Riffin.....	1980-81
	Rejean Lemelin.....	1983-84
	Trevor Kidd.....	1996-97
20	Dan Bouchard.....	1974-75
19	Dan Bouchard.....	1973-74
	Dan Bouchard.....	1975-76
	Dan Bouchard.....	1979-80
	Pat Riffin.....	1981-82
	Rick Tabaracci.....	1995-96

MOST LOSSES

30	Michael Vernon.....	1991-92
29	Roman Turek.....	2002-03
28	Roman Turek.....	2001-02
26	Michael Vernon.....	1992-93
	Miikka Kiprusoff.....	2007-08
25	Fred Brathwaite.....	1999-00
24	Rejean Lemelin.....	1985-86
	Miikka Kiprusoff.....	2006-07
	Miikka Kiprusoff.....	2008-09
23	Phil Myre.....	1972-73
	Trevor Kidd.....	1996-97
	Mike Vernon.....	2000-01
22	Rick Tabaracci.....	1997-98
21	Dan Bouchard.....	1978-79
	Michael Vernon.....	1986-87
	Trevor Kidd.....	1995-96
20	Miikka Kiprusoff.....	2005-06
19	Dan Bouchard.....	1979-80
	Pat Riffin.....	1981-82
	Don Edwards.....	1983-84
	Michael Vernon.....	1990-91



Miikka Kiprusoff – recorded a franchise record 45 wins in 2008-09

FLAMES CAREER SCORING

PLAYER	GP	G	A	PTS	PIM
1 Iginla, Jarome	912	409	442	851	668
2 Fleury, Theoren	791	364	466	830	1339
3 MacInnis, Al	803	213	609	822	944
4 Nieuwendyk, Joe	577	314	302	616	330
5 Suter, Gary	617	128	437	565	872
6 Nilsson, Kent	425	229	333	562	90
7 Chouinard, Guy	514	193	336	529	110
8 Roberts, Gary	585	257	248	505	1736
9 Vail, Eric	539	206	246	452	246
10 Reinhart, Paul	517	109	335	444	203
11 Lysiak, Tom	445	155	276	431	329
12 Loob, Hakan	450	193	236	429	189
13 Otto, Joel	730	167	261	428	1642
14 Peplinski, Jim	711	161	263	424	1467
15 McDonald, Lanny	492	215	191	406	408
16 Mullen, Joe	345	190	198	388	95
17 Reichel, Robert	425	153	201	354	217
18 Plett, Willi	452	150	149	299	1267
19 Gilmour, Doug	266	81	214	295	286
20 MacMillan, Bob	308	122	173	295	111
21 Makarov, Sergei	297	94	198	292	199
22 Conroy, Craig	426	92	199	291	243
23 Houston, Ken	462	128	145	273	516
24 Bennett, Curt	405	126	140	266	190
25 Wilson, Carey	355	102	161	263	160
26 Langkow, Daymond	316	109	141	250	129
27 Macoun, Jamie	586	62	184	246	664
28 Housley, Phil	328	50	188	238	140
29 Stillman, Cory	393	109	126	235	192
30 Titov, German	345	107	121	228	142
31 Clement, Bill	444	85	139	224	197
32 Comeau, Rey	468	88	126	214	153
33 Phaneuf, Dion	323	65	141	206	473
34 Ranheim, Paul	354	94	100	194	105
35 Beers, Eddy	226	87	105	192	232
36 Bure, Valeri	256	93	99	192	100
37 Quinn, Dan	222	72	119	191	100
38 Patterson, Colin	416	88	99	187	187
39 Huselius, Kristian	216	74	108	182	102
40 Manery, Randy	377	30	142	172	242
41 Risebrough, Doug	247	68	101	169	583
42 Lombardi, Matthew	347	65	102	167	225
43 Romanchych, Larry	288	68	95	163	100
44 Morris, Derek	343	34	129	163	385
45 Bullard, Mike	136	76	81	157	102
46 Savard, Marc	221	60	94	154	158
47 Rautakallio, Pekka	235	33	121	154	122
48 Leiter, Bobby	234	64	81	145	41
49 Bozek, Steve	261	64	79	143	80
50 Tanguay, Alex	159	40	99	139	92
51 Russell, Phil	322	29	103	132	469
52 Lavallee, Kevin	212	66	65	131	63
53 Regehr, Robyn	656	25	104	129	664
54 Stern, Ron	396	59	66	125	1288

PLAYER	GP	G	A	PTS	PIM
55 Bridgman, Mel	142	45	80	125	197
56 Tonelli, John	161	40	76	116	164
57 Kea, Ed	316	22	92	114	283
58 Pronovost, Jean	155	52	58	110	42
59 Nylander, Michael	168	34	74	108	54
60 Eloranta, Kari	255	12	96	108	149
61 Hunter, Tim	545	49	59	108	2405
62 Lever, Don	113	48	58	106	66
63 Kromm, Richard	189	43	61	104	90
64 Richard, Jacques	215	57	46	103	108
65 Konroyd, Steve	350	18	83	101	386
66 McCreary, Keith	231	49	50	99	91
67 Quinn, Pat	374	12	87	99	555
68 Hislop, Jamie	215	37	61	98	65
69 Yelle, Stephane	339	31	65	96	174
70 Lalonde, Bobby	155	38	56	94	54
71 Hrdina, Jiri	157	36	58	94	63
72 Eaves, Mike	117	28	65	93	30
73 Lydman, Toni	289	19	74	93	140
74 Mulhern, Richard	207	25	67	92	153
75 Graves, Hilliard	172	37	54	91	63
76 Ecclestone, Tim	220	28	62	90	92
77 Gelinis, Martin	157	38	49	87	121
78 Shantz, Jeff	256	33	53	86	151
79 Gould, John	194	35	50	85	47
80 McCrimmon, Brad	231	16	67	83	274
81 Cammalleri, Michael	81	39	43	82	44
82 McAmmond, Dean	137	38	43	81	78
83 Cassels, Andrew	151	29	52	81	50
84 Phillippoff, Harold	118	26	53	79	241
85 Murdoch, Bob	262	16	63	79	202
86 Shand, Dave	288	14	63	77	324
87 Zalapski, Zarley	178	21	55	76	220
88 Saprykin, Oleg	187	29	47	76	132
89 Chiasson, Steve	168	15	59	74	133
90 Berezan, Perry	152	31	42	73	154
91 Wilm, Clarke	303	31	42	73	250
92 Amonte, Tony	161	24	48	72	83
93 Kobasew, Chuck	210	34	37	71	160
94 Leopold, Jordan	233	16	55	71	110
95 Clark, Chris	278	35	36	71	363
96 Albelin, Tommy	339	12	59	71	92
97 MacLellan, Brian	134	35	35	70	95
98 Patrick, James	217	14	56	70	82
99 Aucoin, Adrian	157	20	49	69	83
100 Lowry, Dave	193	31	38	69	131
101 Moss, David	163	34	34	68	44
102 Gibbs, Barry	208	13	55	68	218
103 Stewart, John	142	35	32	67	71
104 Wiemer, Jason	252	34	32	66	567
105 Donovan, Shean	175	28	37	65	161
106 Hamrlík, Roman	126	14	50	64	144
107 Ference, Andrew	224	10	53	63	210
108 Musil, Frank	335	18	45	63	505

FLAMES CAREER SCORING

	PLAYER	GP	G	A	PTS	PIM
109	Nattress, Ric	226	9	53	62	204
110	Gagner, Dave	82	27	33	60	48
111	Hunter, Mark	133	34	26	60	358
112	Reinprecht, Steve	96	17	41	58	28
113	Gauthier, Denis	384	13	45	58	515
114	Walz, Wes	92	17	39	56	27
115	Yawney, Trent	274	11	45	56	368
116	Murzyn, Dana	201	16	39	55	404
117	Baxter, Paul	209	16	39	55	568
118	McCarthy, Sandy	276	30	25	55	730
119	Boldirev, Ivan	65	22	32	54	26
120	Tambellini, Steve	120	34	20	54	20
121	Drury, Chris	80	23	30	53	33
122	McInnis, Marty	91	23	30	53	42
123	Kruse, Paul	246	24	29	53	614
124	Hulse, Cale	277	10	43	53	449
125	Hull, Brett	57	27	24	51	12
126	Rocheft, Leon	110	19	30	49	23
127	Hoglund, Jonas	118	25	24	49	28
128	St. Sauveur, Claude	79	24	24	48	23
129	Flett, Bill	102	27	21	48	36
130	Petit, Michel	134	8	40	48	243
131	Lemieux, Jean	140	10	38	48	35
132	Sullivan, Mike	205	20	28	48	54
133	Sheehy, Neil	222	13	34	47	725
134	Nazarov, Andrei	112	15	31	46	108
135	Bourgeois, Charles	162	12	34	46	430
136	Jackson, Jim	107	15	30	45	20
137	Price, Noel	199	5	40	45	160
138	Bertuzzi, Todd	66	15	29	44	74
139	Harvey, Buster	80	17	27	44	16
140	Marsh, Brad	257	3	41	44	317
141	Domenichelli, Hnat	96	20	23	43	31
142	Ribble, Pat	203	12	31	43	188
143	Johansson, Roger	150	8	34	42	157
144	Nilson, Marcus	194	19	23	42	77
145	Meehan, Gerry	62	11	30	41	8
146	Kisio, Kelly	63	14	27	41	34
147	Simpson, Bobby	127	23	18	41	94
148	Bourque, Rene	58	21	19	40	70
149	Glencross, Curtis	74	13	27	40	42
150	Kryskow, Dave	79	15	25	40	65
151	Millen, Corey	92	15	25	40	42
152	Hextall, Bryan	114	20	20	40	117
153	Ward, Ed	215	16	24	40	284
154	Labraaten, Dan	70	19	19	38	19
155	Hindmarch, Dave	98	21	17	38	25
156	Niedermayer, Rob	111	14	24	38	91
157	Boyd, Dustin	132	20	18	38	20
158	Hicke, Ernie	58	14	23	37	37
159	Warrener, Rhett	231	11	26	37	239
160	Matteau, Stephane	82	16	19	35	112
161	Giordano, Mark	113	9	26	35	103
162	Laurence, Red	59	14	20	34	6

	PLAYER	GP	G	A	PTS	PIM
163	Kravchuk, Igor	115	4	30	34	23
164	Vernon, Mike (G)	526	0	34	34	192
165	Unger, Garry	79	17	16	33	39
166	Rota, Darcy	57	19	13	32	70
167	Cavallini, Gino	54	13	17	30	40
168	Lundmark, Jamie	78	12	18	30	68
169	Lindsay, Bill	132	9	21	30	183
170	Simpson, Todd	214	4	26	30	500
171	Bradley, Brian	45	10	19	29	16
172	Cyr, Denis	66	14	15	29	13
173	Dahl, Kevin	179	7	22	29	149
174	Lindberg, Chris	79	11	17	28	35
175	McAdam, Gary	46	12	15	27	18
176	Simon, Chris	85	11	16	27	119
177	Nichol, Scott	128	13	14	27	256
178	Sarich, Cory	156	4	23	27	247
179	Berube, Craig	234	10	17	27	628
180	Keczmer, Dan	98	3	23	26	72
181	Kennedy, Sheldon	71	10	15	25	81
182	MacMillan, Bill	78	10	15	25	52
183	Carriere, Larry	100	6	18	24	112
184	Leeman, Gary	59	11	12	23	37
185	Corbet, Rene	68	9	14	23	70
186	Ramage, Rob	80	4	19	23	193
187	Boughner, Bob	148	5	18	23	293
188	Dahlquist, Chris	151	4	18	22	118
189	Gavey, Aaron	67	9	12	21	58
190	Primeau, Wayne	94	6	15	21	76
191	Smith, Steve	102	1	20	21	139
192	Petrovicky, Ronald	107	9	12	21	139
193	Bouchard, Joel	126	9	12	21	106
194	Wright, Jamie	63	6	14	20	32
195	St. Louis, Martin	69	4	16	20	32
196	Zaharko, Miles	71	1	19	20	26
197	Hlushko, Todd	76	7	13	20	84
198	Ritchie, Byron	109	12	8	20	137
199	Nystrom, Eric	122	8	12	20	137
200	Morrison, Lew	130	7	13	20	19
201	Ashton, Brent	32	8	11	19	41
202	McDonough, Al	35	10	9	19	15
203	Sweeney, Tim	53	8	11	19	12
204	Glynn, Brian	68	5	14	19	87
205	Cowan, Jeff	83	14	5	19	130
206	Redmond, Dick	42	7	11	18	16
207	Habscheid, Marc	46	7	11	18	42
208	Torgaev, Pavel	50	6	12	18	18
209	Eriksson, Anders	61	1	17	18	36
210	Begin, Steve	123	11	7	18	192
211	Christoff, Steve	45	9	8	17	62
212	Forslund, Tomas	44	5	11	16	12
213	Racine, Yves	46	1	15	16	24
214	Huscroft, Jamie	109	3	13	16	279
215	Bouchard, Dan (G)	398	0	16	16	146
216	Jalonen, Kari	34	9	6	15	4

FLAMES CAREER SCORING

	PLAYER	GP	G	A	PTS	PIM
217	Jokinen, Olli	19	8	7	15	18
218	Fox, Greg	80	1	14	15	95
219	Dubinsky, Steve	84	4	11	15	18
220	Lemelin, Rejean (G)	324	0	15	15	53
221	Mokosak, Carl	42	7	7	14	87
222	Dowd, Jim	48	6	8	14	12
223	Evason, Dean	67	7	7	14	38
224	Dunn, Richie	80	3	11	14	47
225	DeGray, Dale	28	6	7	13	29
226	Henderson, Paul	30	7	6	13	6
227	Arnason, Chuck	33	7	6	13	13
228	O'Sullivan, Chris	49	2	11	13	14
229	Plager, Bill	76	2	11	13	92
230	McCarty, Darren	99	7	6	13	175
231	Allison, Jamie	101	3	10	13	163
232	Fenton, Paul	31	5	7	12	10
233	Drury, Ted	34	5	7	12	26
234	Bialowas, Dwight	48	3	9	12	22
235	Wilson, Bert	50	5	7	12	94
236	Friesen, Jeff	72	6	6	12	34
237	Sloan, Blake	74	2	10	12	32
238	Buzek, Petr	76	4	8	12	28
239	Krivokrasov, Sergei	12	1	10	11	4
240	Tkaczuk, Daniel	19	4	7	11	14
241	Paslawski, Greg	28	6	5	11	2
242	Carr, Gene	30	3	8	11	6
243	Priakin, Sergei	46	3	8	11	2
244	Smith, Brad	49	7	4	11	69
245	Picard, Noel	57	1	10	11	53
246	Johansson, Andreas	28	3	7	10	14
247	Meredith, Greg	36	6	4	10	8
248	Dollas, Bobby	49	3	7	10	28
249	Pardy, Adam	60	1	9	10	69
250	Kyte, Jim	63	0	10	10	260
251	Turek, Roman (G)	152	0	10	10	18
252	Shannon, Darryl	27	1	8	9	22
253	Gratton, Norm	29	3	6	9	12
254	Stiles, Tony	30	2	7	9	20
255	Lapointe, Claude	32	4	5	9	20
256	McKendry, Alex	36	3	6	9	19
257	Johansson, Mathias	46	4	5	9	12
258	Osiecki, Mark	50	2	7	9	24
259	Fotiu, Nick	51	5	4	9	166
260	Brown, Arnie	63	3	6	9	46
261	Vandermeer, Jim	67	1	8	9	149
262	Paradise, Bob	89	1	8	9	116
263	Montador, Steve	94	4	5	9	201
264	Murray, Bob	104	3	6	9	56
265	Kidd, Trevor (G)	178	0	9	9	12
266	Nieminen, Ville	19	3	5	8	18
267	Lemieux, Jocelyn	20	4	4	8	10
268	Godyniuk, Alexander	33	3	5	8	23
269	Betts, Blair	35	3	5	8	12
270	Deadmarsh, Butch	61	7	1	8	97

	PLAYER	GP	G	A	PTS	PIM
271	Kiprusoff, Miikka (G)	338	0	8	8	37
272	Courteau, Yves	18	2	5	7	4
273	Bergqvist, Jonas	22	2	5	7	10
274	Schlegel, Brad	26	1	6	7	4
275	Guy, Kevan	42	0	7	7	33
276	Werenka, Brad	45	2	5	7	37
277	Skrudland, Brian	16	2	4	6	10
278	Viitakoski, Vesa	23	2	4	6	8
279	Harris, Ron	24	2	4	6	8
280	Gratton, Benoit	24	1	5	6	24
281	Murray, Marty	26	3	3	6	6
282	Churla, Shane	34	1	5	6	158
283	Green, Josh	36	2	4	6	24
284	Simard, Martin	37	1	5	6	172
285	Roche, Dave	38	3	3	6	49
286	Zyuzin, Andrei	49	1	5	6	30
287	Dingman, Chris	72	3	3	6	166
288	Riggin, Pat (G)	119	0	6	6	11
289	Coxe, Craig	7	2	3	5	32
290	Borschevsky, Nikolai	8	0	5	5	0
291	Ingarfield, Earl, Jr.	17	2	3	5	6
292	Harkins, Todd	20	2	3	5	29
293	Leclerc, Mike	15	1	4	5	8
294	Talafous, Dean	18	1	4	5	13
295	Volcan, Mickey	19	1	4	5	18
296	Johnson, Terry	24	1	4	5	71
297	MacDonald, Craig	25	3	2	5	8
298	Sabourin, Ken	27	1	4	5	72
299	Stuart, Brad	27	0	5	5	18
302	Young, C.J.	28	3	2	5	20
303	Hentunen, Jukka	28	2	3	5	4
304	Reese, Jeff (G)	39	0	5	5	16
305	Smyth, Greg	42	2	3	5	110
306	Holt, Randy	56	0	5	5	174
307	Oliwa, Krzysztof	65	3	2	5	247
308	Myre, Phil (G)	211	0	5	5	23
309	Featherstone, Glen	13	1	3	4	19
310	Bureau, Marc	19	1	3	4	8
311	Regehr, Richie	20	1	3	4	6
312	Sutter, Ron	21	1	3	4	12
313	Engblom, Brian	32	0	4	4	28
314	Bowness, Rick	33	0	4	4	29
315	Selling, Rod	36	0	4	4	12
316	Hay, Dwayne	49	1	3	4	16
317	Smith, Mark	54	1	3	4	59
318	Rolosen, Dwayne (G)	70	0	4	4	12
319	Tabaracci, Rick (G)	97	0	4	4	22
320	Pelech, Matt	5	0	3	3	9
321	May, Alan	7	1	2	3	13
322	Esau, Len	7	0	3	3	7
323	Varlamov, Sergei	8	3	0	3	0
324	Eakin, Bruce	9	2	1	3	4
325	McTavish, Dale	9	1	2	3	2
326	Dwyer, Mike	9	0	3	3	4

FLAMES CAREER SCORING


	PLAYER	GP	G	A	PTS	PIM
327	Markwart, Nevin	10	2	1	3	25
328	Sarault, Yves	11	2	1	3	4
329	Andersson, Erik	12	2	1	3	8
330	Kohn, Ladislav	12	1	2	3	4
331	Rioux, Pierre	14	1	2	3	4
332	Pankewicz, Greg	17	0	3	3	20
333	Dupont, Micki	18	1	2	3	6
334	Gould, Bob	20	3	0	3	4
335	Mohns, Doug	28	0	3	3	10
336	Marchment, Bryan	37	1	2	3	75
337	Bassen, Bob	41	1	2	3	35
338	Roy, Andre	44	3	0	3	83
339	Belak, Wade	72	0	3	3	218
340	Edwards, Don (G)	114	0	3	3	6
341	Brathwaite, Fred (G)	138	0	3	3	45
342	Haas, David	2	1	1	2	7
343	Sweeney, Bob	6	1	1	2	6
344	Van der Gulik, David	6	0	2	2	0
345	Lessard, Rick	7	0	2	2	2
346	Greig, Mark	8	1	1	2	2
347	Korn, Jim	9	0	2	2	26
348	Byers, Jerry	12	1	1	2	9
349	Loyns, Lynn	12	0	2	2	2
350	Stefaniw, Morris	13	1	1	2	2
351	Morgan, Jason	13	0	2	2	2
352	Landry, Eric	15	1	1	2	4
353	Brigley, Travis	19	0	2	2	6
354	Wappel, Gord	20	1	1	2	10
355	Hanson, Keith	25	0	2	2	77
356	Dadswell, Doug (G)	27	0	2	2	2
357	Prust, Brandon	35	1	1	2	104
358	Ketter, Kerry	41	0	2	2	58
359	Hale, David	69	0	2	2	56
360	Wamsley, Rick (G)	111	0	2	2	12
361	O'Flaherty, Gerry	1	1	0	1	2
362	Lemieux, Richard	1	0	1	1	0
363	Bolduc, Dan	2	0	1	1	0
364	Botting, Cam	2	0	1	1	0
365	Negrin, John	3	0	1	1	2
366	Sutter, Brett	4	1	0	1	2
367	Malgunas, Stewart	4	0	1	1	2
368	Sabourin, Dany (G)	4	0	1	1	0
369	Zemlak, Richard	5	0	1	1	42
370	Botterill, Jason	6	1	0	1	2
371	Helenius, Sami	7	0	1	1	8
372	Larose, Guy	7	0	1	1	4
373	Miller, Brad	8	0	1	1	14
374	Andersson, Niklas	11	0	1	1	4
375	Chernomaz, Richard	14	1	0	1	6
376	Peters, Warren	16	1	0	1	12
377	Norwood, Lee	16	0	1	1	16
378	Eakins, Dallas	17	0	1	1	11
379	Moss, Tyler (G)	17	0	1	1	0
380	Commodore, Mike	18	0	1	1	44

	PLAYER	GP	G	A	PTS	PIM
381	Lakovic, Sasha	19	0	1	1	54
382	Giguere, JS (G)	22	0	1	1	6
383	Fata, Rico	27	0	1	1	10
384	Wregget, Ken (G)	27	0	1	1	8
385	Charron, Eric	35	0	1	1	55
386	McLennan, Jamie (G)	57	0	1	1	34
387	Backlund, Mikael	1	0	0	0	0
388	Bartel, Robin	1	0	0	0	0
389	Dome, Robert	1	0	0	0	0
390	Heaphy, Shawn	1	0	0	0	0
391	Keetley, Matt (G)	1	0	0	0	0
392	Lamb, Mark	1	0	0	0	0
393	Lebeau, Patrick	1	0	0	0	0
394	Maki, Tomi	1	0	0	0	0
395	Olsen, Darryl	1	0	0	0	0
396	Ramholt, Tim	1	0	0	0	0
397	Schulte, Paxton	1	0	0	0	2
398	Sharples, Scott (G)	1	0	0	0	0
399	Skalde, Jarrod	1	0	0	0	0
400	Turnbull, Randy	1	0	0	0	2
401	Whitmore, Kay (G)	1	0	0	0	0
402	Ahola, Peter	2	0	0	0	0
403	Bucyk, Randy	2	0	0	0	0
404	Christie, Ryan	2	0	0	0	0
405	Chucko, Kris	2	0	0	0	2
406	Curtale, Tony	2	0	0	0	0
407	Freer, Mark	2	0	0	0	4
408	Greentree, Kyle	2	0	0	0	0
409	Hogoboom, Bill	2	0	0	0	0
410	Letang, Alan	2	0	0	0	0
411	Mercredi, Vic	2	0	0	0	0
412	Mrozik, Rick	2	0	0	0	0
413	Muzzatti, Jason (G)	2	0	0	0	0
414	Reiersen, Dave	2	0	0	0	2
415	Sundblad, Niklas	2	0	0	0	0
416	Wilson, Rik	2	0	0	0	0
417	Adduono, Rick	3	0	0	0	2
418	Beaudoin, Serge	3	0	0	0	0
419	Bodak, Bob	3	0	0	0	22
420	Boucher, Bryan (G)	3	0	0	0	0
421	Eisenhut, Neil	3	0	0	0	0
422	Garner, Tyrone (G)	3	0	0	0	0
423	Gorman, Dave	3	0	0	0	0
424	Guenette, Steve (G)	3	0	0	0	2
425	Harrer, Tim	3	0	0	0	2
426	Jantunen, Marko	3	0	0	0	0
427	Nieckar, Barry	3	0	0	0	12
428	Sorochan, Lee	3	0	0	0	0
429	Walker, Howard	3	0	0	0	7
430	Brubaker, Jeff	4	0	0	0	19
431	Craig, Jim (G)	4	0	0	0	0
432	Germyn, Carsen	4	0	0	0	0
433	Grimson, Stu	4	0	0	0	22
434	Hampson, Gord	4	0	0	0	5

FLAMES CAREER SCORING

	PLAYER	GP	G	A	PTS	PIM
435	Martineau, Don	4	0	0	0	2
436	Morrow, Scott	4	0	0	0	0
437	Mottau, Mike	4	0	0	0	0
438	Struch, David	4	0	0	0	4
439	Ference, Brad	5	0	0	0	2
440	Sonnenberg, Martin	5	0	0	0	2
441	Wortman, Kevin	5	0	0	0	2
442	Bernhardt, Tim (G)	6	0	0	0	2
443	Scoville, Darrel	6	0	0	0	2
444	Chorske, Tom	7	0	0	0	2
445	Conacher, Pat	7	0	0	0	2

	PLAYER	GP	G	A	PTS	PIM
446	Ferguson, Craig	8	0	0	0	4
447	Sauve, Philippe (G)	8	0	0	0	21
448	Joseph, Curtis (G)	9	0	0	0	2
449	Thompson, Rocky	15	0	0	0	86
450	D'Amour, Marc (G)	16	0	0	0	22
451	McElhinney, Curtis (G)	19	0	0	0	2
452	Belanger, Yves (G)	22	0	0	0	0
453	Fuhr, Grant (G)	23	0	0	0	2
454	Peluso, Mike	23	0	0	0	113
455	Trefilov, Andrei (G)	23	0	0	0	6



The 2008-09 season was a record breaking campaign to remember for Jarome Iginla. He surpassed Theoren Fleury to become the franchise leader in both career goals and points. Through 942 games played, Iginla has registered 409 goals and 442 assists for a career total of 851 points.

FLAMES CAREER GOALTENDERS



Curtis McElhinney recorded his first career NHL victory in a 4–1 triumph over the visiting Edmonton Oilers at the Pengrowth Saddledome on April 11, 2009.

GOALTENDER	GP	MP	W	L	T	GA	SO	GAA	WIN %
Kiprusoff, Miikka	338	19,916	190	104	9	803	27	2.42	.575
Turek, Roman	152	8,934	63	68	20	376	12	2.53	.483
Wregget, Ken	27	1,589	10	12	4	67	1	2.53	.462
Brathwaite, Fred	138	7854	51	51	24	332	11	2.54	.500
Joseph, Curtis	9	399	3	2	0	17	0	2.55	.333
McLennan, Jamie	57	3144	17	25	7	143	4	2.73	.298
Tabaracci, Rick	97	5,373	36	42	10	252	4	2.81	.461
Moss, Tyler	17	919	5	10	1	43	0	2.81	.344
Kidd, Trevor	178	9,746	72	66	26	460	10	2.83	.518
Rolason, Dwayne	70	3,823	20	30	11	188	1	2.95	.418
Bouchard, Dan	398	22,853	168	139	75	1,154	20	3.03	.538
Giguere, J.S.	22	1,191	7	10	2	61	0	3.07	.421
Trefilov, Andrei	22	1,086	3	10	3	58	2	3.20	.281
Myre, Phil	211	12,230	76	95	32	654	11	3.21	.453
Wamsley, Rick	111	6,096	53	30	15	326	4	3.21	.617
McElhinney, Curtis	19	668	1	8	1	36	0	3.23	.079
Vernon, Michael	526	29,650	262	170	13	1613	13	3.26	.601
Sauve, Philippe	8	402	3	3	0	22	0	3.28	.375
Reese, Jeff	39	1,911	17	6	3	108	1	3.39	.712
D'Amour, Marc	15	560	2	4	2	32	0	3.43	.375
Sabouring, Dany	4	169	0	3	0	10	0	3.55	.000
Lemelin, Rejean	324	17,698	144	100	46	1,082	6	3.67	.576
Sharples, Scott	1	65	0	0	1	4	0	3.69	.500
Craig, Jim	4	206	1	2	1	13	0	3.79	.375
Fuhr, Grant	23	1,205	5	13	2	77	0	3.83	.300
Riggin, Pat	119	6,713	51	44	17	434	4	3.88	.531
Guenette, Steve	3	179	2	1	0	12	0	4.02	.667
Edwards, Don	114	6,203	40	49	13	420	2	4.06	.456
Belanger, Yves	22	1,119	8	10	0	76	1	4.08	.444
Dadswell, Doug	27	1,346	8	8	3	99	0	4.41	.500
Bernhardt, Tim	6	280	0	5	0	21	0	4.50	.000
Boucher, Brian	3	182	1	2	0	15	0	4.95	.333
Garner, Tyrone	3	139	0	2	0	12	0	5.18	.000
Muzzatti, Jason	2	70	0	1	0	8	0	6.86	.000
Keetley, Matt	1	9	0	0	0	0	0	0.00	.000

FLAMES LIFETIME SHUTOUTS

FOR: 144

AGAINST: 120

GOALTENDER	SCORE	DATE	TEAM	GOALTENDER	SCORE	DATE
M Vernon	3-0	Apr 11, 1994	ANAHEIM	G Hebert	5-0	Mar 15, 1995
M Kiprusoff	3-0	Apr. 11, 2006		G Hebert	7-0	Dec 20, 1996
M Kiprusoff	3-0	Nov. 10, 2006		G Hebert	1-0	Nov 14, 1998
				JS Giguere/S Shields	4-0	Dec 8, 2001
			ATLANTA	M. Hnilecka	1-0	Jan 11, 2002
D Bouchard	9-0	Mar 9, 1976	BOSTON	J Adams	4-0	Nov 14, 1972
J McLennan	5-0	Dec. 18, 2003		G Cheevers	3-0	Jan 23, 1977
M Kiprusoff	3-0	Dec. 17, 2005		B Ranford	6-0	Oct 26, 1986
				B Dafee	3-0	Oct 18, 1997
D Bouchard	3-0	Jan 9, 1974	BUFFALO	R Crozier	4-0	Nov 17, 1974
R Wamsley	9-0	Nov 5, 1988		B Sauve	4-0	Mar 4, 1981
R Tabaracci	3-0	Oct 6, 1996		D Hasek	2-0	Mar 24, 1998
R Turek	3-0	Oct 31, 2002		M Noronen	2-0	Oct. 18, 2003
P Myre	2-0	Oct 31, 1975	CALIFORNIA / CLEVELAND	G Simmons	3-0	Oct 11, 1974
M Kiprusoff	1-0	Dec. 11, 2003	CAROLINA / HARTFORD	S Burke	2-0	Mar 5, 1997
M. Kiprusoff	3-0	Dec. 5, 2006				
P Myre	2-0	Nov 8, 1974	CHICAGO	T Esposito	7-0	Mar 24, 1973
D Bouchard	2-0	Dec 7, 1975		T Esposito	3-0	Feb 8, 1974
M Vernon	4-0	Nov 30, 1987		T Esposito	4-0	Feb 23, 1975
R Tabaracci	1-0	Mar 27, 1996		T Esposito	3-0	Dec 18, 1977
R Turek	4-0	Oct 6, 2001		M Bannerman	3-0	Oct 11, 1981
R Turek	2-0	Mar 7, 2003		E Belfour	1-0	Mar 16, 1993
				A. Munro	2-0	Jan. 26, 2006
A Treflov	1-0	Jan 11, 1994	COLORADO / QUEBEC	R Sevigny	4-0	Jan 11, 1985
M Vernon	3-0	Dec 19, 2000		M Denis	4-0	Jan 5, 2000
R Turek	2-0	Nov 10, 2001		D Aebischer	1-0	Mar 29, 2001
M Kiprusoff	2-0	Feb. 24, 2004		D Aebischer	2-0	Jan 24, 2002
M Kiprusoff	2-0	Apr. 13, 2006		P Budaj	3-0	Mar. 12, 2006
M. Kiprusoff	3-0	Oct. 28, 2008		J Theodore	2-0	Mar. 24, 2008
M. Kiprusoff	1-0	Nov. 20, 2008				
F Brathwaite	3-0	Mar 27, 2001	COLUMBUS	R Tugnut	3-0	Mar 14, 2001
J McLennan	3-0	Nov. 1, 2003		M Denis	3-0	Dec. 19, 2002
M Kiprusoff	2-0	Mar. 18, 2004		F Norenna	3-0	Mar. 18, 2008
M Kiprusoff	1-0	Mar. 4, 2008		S. Mason	5-0	Mar. 26, 2009
P Myre	5-0	Dec 8, 1976	DALLAS / MINNESOTA	C Maniago	6-0	Oct 18, 1972
T Kidd	6-0	Feb 11, 1995		C Maniago	5-0	Nov 29, 1972
F Brathwaite	1-0	Jan 8, 1999		C Maniago	3-0	Mar 3, 1973
F Brathwaite	0-0	Dec 21, 1999		E Belfour	0-0	Dec 21, 1999
M Kiprusoff	1-0	Mar. 9, 2006		M Turco	2-0	Mar 31, 2001
M Kiprusoff	1-0	Feb. 22, 2008		M Turco	3-0	Nov 29, 2001
				M Turco	4-0	Mar. 22, 2004
D Bouchard	2-0	Dec 13, 1972	DETROIT	R Edwards	1-0	Feb 3, 1973
D Bouchard	2-0	Nov 4, 1973		E Giacomini	8-0	Mar 27, 1976
D Bouchard	4-0	Mar 10, 1974		E Giacomini	0-0	Nov 7, 1976
P Myre	0-0	Nov 7, 1976		C Osgood	3-0	Oct 27, 1995
R Lemelin	10-0	Jan 15, 1981		C Osgood	4-0	Feb 19, 1997
M Vernon	7-0	Jan 5, 1991		C Osgood	2-0	Oct 18, 1998
M Vernon	3-0	Dec 14, 1992		C Joseph	4-0	Oct. 21, 2002
M Vernon	2-0	Dec 10, 2001		C Joseph	5-0	Nov. 19, 2002
				C Joseph	3-0	Nov. 4, 2003
J Reese	4-0	Oct 25, 1992	EDMONTON	B Ranford	6-0	Jan 8, 1989
R Turek	1-0	Oct 3, 2001		T Salo	7-0	Jan 19, 2000
R Turek	2-0	Apr 12, 2002		T Salo	2-0	Nov 19, 2000
J McLennan	1-0	Oct. 14, 2003		M Garon	5-0	Feb. 4, 2008
M Kiprusoff	3-0	Oct. 15, 2005				
M Kiprusoff	4-0	Jan. 20, 2007				
R Tabaracci	2-0	Jan 6, 1996	FLORIDA	J Hurme	3-0	Nov. 9, 2002
D Bouchard	5-0	Jan 17, 1975	LOS ANGELES	R Vachon	3-0	Dec 8, 1973
R Lemelin	7-0	Mar 3, 1985		R Vachon	3-0	Jan 13, 1976
D Edwards	3-0	Mar 29, 1985		K Hrudey	4-0	Oct 15, 1992
R Lemelin	5-0	Dec 12, 1985		S Fiset	0-0	Oct 26, 1996
R Wamsley	5-0	Oct 25, 1989		J Storr	3-0	Jan 14, 1999
R Wamsley	5-0	Mar 5, 1990		J Storr	5-0	Jan 6, 2001
T Kidd	0-0	Oct 26, 1996		F Potvin	2-0	Feb 22, 2001
D Roloson	2-0	Nov 28, 1996				
F Brathwaite	3-0	Jan 25, 2001				
R Turek	2-0	Dec 3, 2001				
M. Kiprusoff	2-0	Feb. 12, 009				
M Vernon	1-0	Nov 8, 2000	MINNESOTA	M Fernandez	3-0	Mar 31, 2003
M Kiprusoff	3-0	Nov. 1, 2005		D Roloson	3-0	Nov. 7, 2003
M Kiprusoff	3-0	Jan. 9, 2007		N. Backstrom	4-0	Apr. 3, 2009
M Kiprusoff	1-0 SO	Mar. 27, 2007				
M Vernon	3-0	Nov 9, 1986	MONTREAL	K Dryden	3-0	Oct 12, 1972
				B Larocque	2-0	Dec 2, 1974
				K Dryden	4-0	Nov 25, 1975
				K Dryden	7-0	Jan 2, 1977
				B Larocque	6-0	Jan 25, 1979
				D Herron	4-0	Dec 18, 1980
				P Roy	4-0	Nov 11, 1995

FLAMES LIFETIME SHUTOUTS

GOALTENDER	SCORE	DATE	TEAM	GOALTENDER	SCORE	DATE
M Vernon	3-0	Dec 7, 2000	NASHVILLE	M Dunham	4-0	Apr 5, 2001
R Turek	3-0	Dec 17, 2002		M Dunham	1-0	Oct 11, 2001
R Turek	4-0	Jan. 22, 2004		C Mason	3-0	Jan. 15, 2008
M. Kiprusoff	3-0	Nov. 1, 2004				
P Myre	1-0	Nov 20, 1974	NEW JERSEY COLORADO / KANSAS CITY	M Dunham	5-0	Dec 16, 1996
D Bouchard	4-0	Mar 2, 1975		M Brodeur	1-0 OT	Dec. 23, 2007
P Riffin	11-0	Apr 1, 1982				
D Edwards	7-0	Mar 14, 1983				
P Myre	4-0	Nov 16, 1972	NY ISLANDERS	B Smith	2-0	Oct 17, 1975
P Myre	4-0	Dec 17, 1972		B Smith	7-0	Oct 12, 1976
F Brathwaite	5-0	Dec 2, 1999		B Smith /G. Hogosta	9-0	Nov 1, 1977
F Brathwaite	2-0	Oct 14, 2000		C Resch	5-0	Jan 20, 1981
P Myre	1-0	Mar 14, 1975	NY RANGERS	G Villemure	6-0	Feb 4, 1973
D Bouchard	6-0	Apr 1, 1978		J Vanbiesbrouck	4-0	Nov 4, 1991
M Vernon	3-0	Dec 15, 1992		D Blackburn	1-0 OT	Nov 7, 2002
J McLennan	5-0	Jan. 5, 2004				
M. Kiprusoff	3-0	Dec. 7, 2008				
A Trefilov	10-0	Jan 15, 1994	OTTAWA	P Lalime	1-0	Jan 9, 2003
M Kiprusoff	1-0	Oct. 12, 2006				
D Bouchard	3-0	Nov 1, 1978	PHILADELPHIA	B Parent	1-0	Jan 13, 1974
D Bouchard	5-0	Jan 16, 1979		B Parent	4-0	Nov 20, 1977
R Lemelin	5-0	Feb 16, 1987		P Peeters	8-0	Oct 28, 1980
M Vernon	6-0	Dec 4, 1993		B Froese	3-0	Jan 12, 1986
T Kidd	1-0	Oct 13, 1996		D Roussel	3-0	Feb 27, 1992
M Kiprusoff	1-0 L/SO	Dec. 6, 2005		A Niittymaki	1-0 L/SO	Dec. 6, 2005
D Bouchard	8-0	Nov 6, 1979	PHOENIX / WINNIPEG	D Berthiaume	9-0	Feb 3, 1988
R Riffin	2-0	Jan 8, 1980		B Essensa	1-0	Feb 26, 1989
R Turek	2-0	Mar 24, 2003		C Joseph	2-0	Oct. 17, 2005
R Turek	4-0	Mar. 24, 2004				
M Kiprusoff	1-0	Mar. 31, 2004				
D Bouchard	1-0	Jan 18, 1978	PITTSBURGH	J Hedberg	2-0	Dec 21, 2002
D Bouchard	2-0	Nov 3, 1978		M. Fleury	2-0	Mar. 25, 2009
P Riffin	4-0	Jan 16, 1982				
M Vernon	2-0	Mar 12, 1994	SAN JOSE	M Vernon / K Hrudef	6-0	Apr 7, 1998
T Kidd	3-0	Feb 24, 1995		E Nabokov	8-0	Dec 4, 2000
R Tabaracci	6-0	Apr 12, 1996		E Nabokov	2-0	Feb 6, 2002
F Brathwaite	3-0	Apr 1, 2000				
F Brathwaite	1-0	Jan 3, 2001				
M Kiprusoff	2-0	Mar. 4, 2006				
D Bouchard	1-0	Oct 13, 1973	ST LOUIS	E Johnston	9-0	Nov 2, 1974
D Bouchard	1-0	Dec 4, 1976		Y Belanger	3-0	Mar 11, 1975
D Bouchard	3-0	Oct 27, 1979		M Liut	7-0	Nov 10, 1981
R Turek/M Vernon	2-0	Nov 17, 2001		G Fuhr	2-0	Nov 16, 1996
R Turek	3-0	Mar. 14, 2004		B Johnson	4-0	Dec 15, 2001
M Kiprusoff	3-0	Nov. 14, 2006		T Barrasso	1-0	Nov 16, 2002
				M Legace	3-0	Nov. 25, 2007
T Kidd	10-0	Jan 2, 1996	TAMPA BAY	D Puppia	4-0	Feb 24, 1994
D Bouchard	1-0	Jan 12, 1973	TORONTO	M Palmateer	4-0	Nov 9, 1977
D Bouchard	3-0	Apr 2, 1975		D Puppia	4-0	Mar 28, 1993
Y Belanger	3-0	Dec 31, 1977				
T Kidd	4-0	Dec 27, 1995				
T Kidd	3-0	Feb 15, 1997				
F Brathwaite	4-0	Jan 15, 2000				
M Kiprusoff	1-0	Jan. 6, 2006				
D Bouchard	2-0	Dec 7, 1973	VANCOUVER	E Dyck	5-0	Feb 16, 1973
M Vernon	4-0	Feb 21, 1986		G Smith	3-0	Oct 23, 1973
R Lemelin	2-0	Feb 24, 1987		G Smith	3-0	Mar 15, 1974
R Wamsley	2-0	Dec 15, 1988		G Hanlon	3-0	Dec 5, 1978
T Kidd	2-0	Mar 26, 1995		R Brodeur	5-0	Nov 18, 1986
T Kidd	4-0	Mar 23, 1996		K McLean	11-0	Mar 1, 1992
T Kidd	3-0	Feb 1, 1997		K McLean	5-0	Apr 13, 1996
F Brathwaite	2-0	Dec 26, 1999		G Snow	2-0	Apr 12, 1999
F Brathwaite	5-0	Dec 29, 2000		P Skudra	2-0	Jan 26, 2002
M Kiprusoff	1-0	Nov. 5, 2005		D Cloutier	3-0	Oct 10, 2002
				D Cloutier	2-0	Dec. 26, 2003
				R. Luongo	6-0	Oct. 9, 2008
P Myre	3-0	Jan 5, 1975	WASHINGTON	R Tabaracci	0-0	Oct 30, 1998
P Myre	5-0	Mar 23, 1975				
P Myre	7-0	Nov 3, 1976				
P Riffin	3-0	Feb 21, 1980				
R Lemelin	6-0	Jan 8, 1981				
K Wregget	0-0	Oct 30, 1998				
M Kiprusoff	2-0	Feb. 12, 2009	LAST SHUTOUT	N. Backstrom	4-0	Apr. 3, 2009

153 games
Mar 14, 1983 through Mar 3, 1985

LONGEST TIME BETWEEN
SHUTOUTS

264 games
Nov 12, 1981 through Jan 11, 1985 (NHL RECORD)

GAMES SINCE
LAST SHUTOUT

FLAMES LIFETIME HOME AND AWAY VS NHL

HOME

FLAMES VS	GP	W	L	P	GF	GA	PTS	%
Anaheim	33	21	11	1	95	76	43	0.652
Atlanta	4	4	0	0	18	7	8	1
Boston	46	20	22	4	166	156	44	0.478
Buffalo	48	19	18	11	161	149	49	0.51
Carolina	30	22	6	2	143	92	46	0.767
Chicago	71	31	25	15	218	211	77	0.542
Columbus	16	11	3	2	47	32	24	0.75
Colorado	62	31	19	12	217	178	74	0.597
Dallas	70	37	17	16	224	170	90	0.643
Detroit	68	39	22	7	247	195	85	0.625
Edmonton	96	53	33	10	372	306	116	0.604
Florida	10	5	3	2	28	26	12	0.6
Los Angeles	102	62	28	12	447	328	136	0.667
Minnesota	25	19	2	4	70	47	42	0.84
Montreal	51	18	26	7	155	168	43	0.422
New Jersey	43	28	6	9	184	112	65	0.756
New York Islanders	51	25	14	12	181	151	62	0.608
New York Rangers	50	28	11	11	220	151	67	0.67
Nashville	20	10	5	5	61	48	25	0.625
Ottawa	13	8	4	1	46	29	17	0.654
Philadelphia	53	25	19	9	210	175	59	0.557
Phoenix	79	43	26	10	320	248	96	0.608
Pittsburgh	47	27	11	9	206	142	63	0.67
San Jose	40	23	13	4	141	109	50	0.625
St. Louis	70	36	27	7	229	195	79	0.564
Tampa Bay	12	6	5	1	40	35	13	0.542
Toronto	63	36	22	5	244	198	77	0.611
Vancouver	113	64	31	18	431	322	146	0.646
Washington	40	25	8	7	161	98	57	0.713
Totals	1426	776	437	213	5282	4154	1765	0.640

ROAD

FLAMES VS	GP	W	L	P	GF	GA	PTS	%
Anaheim	34	8	17	9	84	110	25	0.368
Atlanta	6	0	5	1	11	19	1	0.083
Boston	48	13	29	6	132	168	32	0.333
Buffalo	46	13	26	7	133	191	33	0.359
Carolina	30	14	11	5	108	100	33	0.55
Chicago	69	26	29	14	200	222	66	0.478
Columbus	16	4	11	1	30	48	9	0.281
Colorado	62	22	27	13	194	222	57	0.46
Dallas	70	24	34	12	212	249	60	0.429
Detroit	67	20	36	11	199	251	51	0.381
Edmonton	96	36	48	12	300	343	84	0.438
Florida	10	5	3	2	23	22	12	0.6
Los Angeles	99	41	47	11	340	359	93	0.47
Minnesota	26	13	9	4	50	59	30	0.577
Montreal	48	12	28	8	117	172	32	0.333
New Jersey	47	28	16	3	168	132	59	0.628
New York Islanders	52	17	26	9	145	194	43	0.413
New York Rangers	54	24	23	7	189	182	55	0.509
Nashville	21	7	13	1	50	73	15	0.357
Ottawa	12	4	5	3	31	30	11	0.458
Philadelphia	53	16	33	4	142	200	36	0.34
Phoenix	78	31	34	13	270	284	75	0.481
Pittsburgh	46	11	25	10	136	171	32	0.348
San Jose	42	21	16	5	123	126	47	0.56
St. Louis	72	30	32	10	226	249	70	0.486
Tampa Bay	11	5	5	1	41	37	11	0.5
Toronto	55	18	29	8	199	215	44	0.4
Vancouver	114	51	41	22	369	390	124	0.544
Washington	42	14	22	6	141	156	34	0.405
Totals	1426	528	680	218	4363	4974	1274	0.433

Phoenix includes games vs Winnipeg. Dallas includes games vs Minnesota.

New Jersey includes games vs Kansas City & Colorado.

Colorado includes games vs Quebec. Carolina includes games vs Hartford.

FLAMES LIFETIME HOME AND AWAY VS NHL

OVERALL

FLAMES VS	GP	W	L	P	GF	GA	PTS	%
Anaheim	67	29	28	10	179	186	68	0.507
Atlanta	10	4	5	1	29	26	9	0.45
Boston	94	33	51	10	298	324	76	0.404
Buffalo	94	32	44	18	294	340	82	0.436
Carolina	60	36	17	7	251	192	79	0.658
Chicago	140	57	54	29	418	433	143	0.511
Columbus	32	15	14	3	77	80	33	0.516
Colorado	124	53	46	25	411	400	131	0.528
Dallas	140	61	51	28	436	419	150	0.536
Detroit	135	59	58	18	446	446	136	0.504
Edmonton	192	89	81	22	672	649	200	0.521
Florida	20	10	6	4	51	48	24	0.6
Los Angeles	201	103	75	23	787	687	229	0.57
Minnesota	51	32	11	8	120	106	72	0.706
Montreal	99	30	54	15	272	340	75	0.379
New Jersey	90	56	22	12	352	244	124	0.689
New York Islanders	103	42	40	21	326	345	105	0.51
New York Rangers	104	52	34	18	409	333	122	0.587
Nashville	41	17	18	6	111	121	40	0.488
Ottawa	25	12	9	4	77	59	28	0.56
Philadelphia	106	41	52	13	352	375	95	0.448
Phoenix	157	74	60	23	590	532	171	0.545
Pittsburgh	93	38	36	19	342	313	95	0.511
San Jose	82	44	29	9	264	235	97	0.591
St. Louis	142	66	59	17	455	444	149	0.525
Tampa Bay	23	11	10	2	81	72	24	0.522
Toronto	118	54	51	13	443	413	121	0.513
Vancouver	227	115	72	40	800	712	270	0.595
Washington	82	39	30	13	302	254	91	0.555
Totals	2852	1304	1117	431	9645	9128	3039	0.533

Phoenix includes games vs Winnipeg. Dallas includes games vs Minnesota.

New Jersey includes games vs Kansas City & Colorado.

Colorado includes games vs Quebec. Carolina includes games vs Hartford



FLAMES ALL TIME TEAM RECORDS

LONGEST STREAKS:

Winning: 10 Games
Oct 14 through Nov 3, 1978

Losing: 11 Games
Dec 14, 1985 through Jan 7, 1986

Unbeaten: 13 Games
Nov 10 through Dec 8, 1988

Winless: 11 Games
Dec 14, 1985 through Jan 7, 1986

Home Winning: 10 Games
November 7 through December 12, 2006

Home Losing: 6 Games
Dec 5 through Dec 31, 1998

Home Unbeaten: 18 Games
Dec 29, 1990 through Mar 14, 1991

Home Winless: 10 Games
Oct 21 through Dec 4, 2000

Road Winning: 7 Games
Nov 10 through Dec 4, 1988

Road Losing: 9 Games
Dec 1, 1985 through Jan 12, 1986

Road Unbeaten: 9 Games
Feb 20 through Mar 21, 1988;
Nov 11 through Dec 16, 1990

Road Winless: 13 Games
Feb 3 through Mar 29, 1973

MOST:

Wins, One Season: 54
1988-89

Home Wins, One Season: 32
1988-89

Road Wins, One Season: 22
1987-88; 1988-89

Road Wins, One Trip: 6
Dec. 9-18, 2007

TIES NHL RECORD

Losses, One Season: 41
1996-97

Home Losses, One Season: 20
1998-99

Road Losses, One Season: 24
1997-98

Ties, One Season: 19
1977-78

FEWEST:

Wins, One Season: 25
1972-73

Home Wins, One Season: 12
2000-01

Road Wins, One Season: 8
1997-98

Losses, One Season: 17
1988-89

Home Losses, One Season: 4
1988-89

Road Losses, One Season: 12
1987-88

Ties, One Season: 3
1986-87

TIES NHL RECORD

MOST:

Points, One Season: 117
1988-89 (54 wins, 9 ties)

Home Points, One Season: 68
1988-89 (32 wins, 4 ties)

Road Points, One Season: 50
1987-88 (22 Wins, 6 Ties)

FEWEST:

Points, One Season: 65
1972-73 (25 Wins, 15 Ties)

Home Points, One Season: 35
2000-01 (12 Wins, 9 Ties, 2 OTL)

Road Points, One Season: 25
1997-98 (8 wins, 9 ties)

MOST:

Goals For, One Season: 397
1987-88

Home Goals For, One Season: 217
1987-88

Road Goals For, One Season: 180
1987-88

50-Goal Scorers, One Season: 2
1987-88 (Nieuwendyk, Loob);
1988-89 (Nieuwendyk, Mullen)

40-Goal Scorers, One Season: 4
1987-88 (Nieuwendyk, Loob, Bullard, Mullen)

TIES NHL RECORD

30-Goal Scorers, One Season: 4
1981-82 (McDonald, Bridgman, Lavallee, Peplinski);
1983-84 (Beers, McDonald, Nilsson, Loob);
1987-88 (Nieuwendyk, Loob, Bullard, Mullen);
1989-90 (Nieuwendyk, Roberts, Mullen, Fleury);
1993-94 (Roberts, Reichel, Fleury, Nieuwendyk)

20-Goal Scorers, One Season: 9
1989-90 (Nieuwendyk, Roberts, Mullen, Fleury,
MacInnis, Ranheim, Makarov, Gilmour, MacLellan)

Goals Against, One Season: 345
1981-82

Home Goals Against, One Season: 154
1985-86

Road Goals Against, One Season: 204
1981-82

FEWEST:

Goals For, One Season: 186
2002-03

Home Goals For, One Season: 93
2003-04

Road Goals For, One Season: 85
1972-73

Goals Against, One Season: 176
2003-04

Home Goals Against, One Season: 73
2005-06

Road Goals Against, One Season: 91
2003-04

MOST:

Goals For, One Game: 13
Feb 10, 1993, Flames 13 San Jose 1

Goals For, One Home Game: 13
Feb 10, 1993, Flames 13 San Jose 1

Goals For, One Road Game: 11
Jan 25, 1988, Flames 11 Toronto 3

Goals Against, One Game: 12
Oct 29, 1981, Flames 4 Detroit 12

Goals Against, One Home Game: 10;
Dec 28, 1978, Flames 4 NY Islanders 10;
Nov 26, 1996, Flames 1 Edmonton 10

Goals Against, One Road Game: 12
Oct 29, 1981, Flames 4 Detroit 12

Goals For, One Period: 7
Oct 17, 1988, 3rd period, Flames 11 Los Angeles 4

Goals Against, One Period: 6
Nov 8, 1981, 3rd period, Flames 4 Chicago 10;
Jan 18, 1983, 1st period, Flames 2 Montreal 7;
Nov 13, 1983, 3rd period, Flames 2 Buffalo 11;
Jan 3, 1984, 1st period, Flames 6 Edmonton 9;
Jan 7, 1984, 3rd period, Flames 1 Los Angeles 7

Total Goals, One Game: 18
Feb 23, 1991, Flames 10, Quebec 8

Total Goals, One Period: 10

FLAMES ALL TIME TEAM RECORDS (con't)

Jan 16, 1987 at Vancouver (5-9), 1st period, Flames 4,
Vancouver 6

LARGEST:

Winning Margin: 12 Goals

Feb 19, 1993, Flames 13 San Jose 1

Losing Margin: 11 Goals

Mar 1, 1992, Flames 0 Vancouver 11

Tie: 8-8

Oct 17, 1989 at Quebec

Shutout For: 11-0

Apr 1, 1982, Flames 11 Colorado 0

Shutout Against: 0-11

Mar 1, 1992, Flames 0 Vancouver 11

MOST:

Power Play Goals, One Season: 109

1987-88

Power Play Goals, One Game: 5

Jan 15, 1981, Flames 10 Detroit 0;

Apr 4, 1986, Flames 9 Edmonton 3;

Feb 25, 1990, Flames 10 Edmonton 4;

Oct 8, 1992, Flames 7 Edmonton 2

Power Play Goals, One Game Both Teams: 8

Mar 30, 1988, Flames 7 at

Los Angeles 9, (3-5)

Power Play Goals Against, One Game: 6

Mar 1, 1992, Flames 0 Vancouver 11

Shorthanded Goals, One Season: 23

1987-88

Shorthanded Goals Against, One Season: 21

1984-85

Shorthanded Goals For, One Game: 3

Mar 9, 1991, Flames 8 St. Louis 4;

Oct. 17, 1997, Flames 6 Colorado 5, OT

Shorthanded Goals Against, One Game: 3

Jan 13, 1985 Flames 1 Philadelphia 7

Oct 16, 1996 Flames 2 Montreal 4

Dec 20, 1996 Flames 0 Anaheim 7

Apr 9, 1998 Flames 3 Vancouver 6

Consecutive Games Scoring Shorthanded Goals, For: 4

Nov 13 through Nov 19, 1987, 5 goals

Consecutive Games Scoring Shorthanded Goals, Against: 4

Apr 9 through Apr 15, 1998, 6 goals

Consecutive Games Scoring Hat Tricks For: 4

Oct 31 through Nov 5, 1992, Makarov, Nieuwendyk,

Fleury, Leeman

FASTEST:

Two Goals For: 0:04

Oct 17, 1989 at Quebec, Doug Gilmour at 19:45 and

Paul Ranheim at 19:49, 3rd period

TIES NHL RECORD

Two Goals For, One Player: 0:06

Mar 22, 1984 vs Detroit, Lanny McDonald

at 16:23 and 16:29, 1st period

Two Goals For, Both Teams: 0:04

Mar 15, 1977 vs Pittsburgh, Wayne Bianchin (15:31)

and Flames Guy Chouinard (15:35), 3rd period

Nov 26th, 2006 @ Anaheim, Flames Daymond Langkow

(19:39) and Anaheim Todd Marchant (19:43), 3rd period

Three Goals For: 0:36

Feb 10, 1993 vs San Jose, Suter 0:17, Lindberg 0:40

and Stern 0:53, 3rd period

Four Goals For: 1:21

Feb 10, 1993 vs San Jose, Fleury 19:32, 2nd;

Suter 0:17, Lindberg 0:40 and Stern 0:53, 3rd,

2nd and 3rd periods

Five Goals For: 4:48

Mar 12, 1975 vs Vancouver

Six Goals For: 7:29

Feb 25, 1981 vs NY Islanders

Two Goals For, Start Of Game: 0:32

Mar 11, 1987, at Hartford, 0:09 Risebrough

and 0:32 Patterson

Three Goals For, Start Of Period: 0:53

Feb 10, 1993 vs San Jose, Suter 0:17, Lindberg 0:40

and Stern 0:53, 3rd period

Two Shorthanded Goals For: 0:04

Oct 17, 1989 at Quebec (8-8, OT), Gilmour (19:45) and

Ranheim (19:49), 3rd period

NHL RECORD

MOST:

Shots On Goal For, One Game: 59

Mar 15, 1977 vs Pittsburgh;

Feb 23, 1991 vs Quebec

Shots Against, One Game: 57

Jan 23, 1975 vs NY Rangers

Shots For, One Period: 25 (2 times)

Nov 5, 1988 vs Edmonton (4-4), 2nd period;

Nov. 14, 2005 vs. Minnesota (3-2), 3rd period

Shots Against, One Period: 28

Mar. 12, 2009 at Detroit (6-5) SO, 3rd period

FEWEST:

Shots On Goal For, One Game: 8

Oct 27, 1995 vs Detroit (0-3)

Shots Against, One Game: 12

Nov 9, 1988 at Buffalo (2-3);

Dec 6, 1988 vs Quebec (3-2);

Nov 24, 1993 vs Toronto (5-3);

Apr 6, 1994 vs Anaheim (4-2);

Mar. 21, 1999 vs NY Islanders (2-1)

Shots For, One Period: 1

Mar 7, 1982 at Pittsburgh (4-4), 1st period;

Apr 2, 1987 at Edmonton (4-4), 1st period;

Dec 11, 1998 at Tampa Bay (2-1), 3rd period;

Dec 14, 1999 at St. Louis (1-1), 1st period.

Mar. 16, 2004 at Detroit (4-1), 1st period

Apr. 2, 2009 at Dallas (2-1), 3rd period

Shots Against, One Period: 0

Nov. 27, 1974 vs Kansas City (4-2), 2nd period

Mar. 24, 2003 vs Phoenix (2-0), 1st period;

MOST:

Shutouts, One Season: 11

Miikka Kiprusoff (4), Jamie McLennan (4)

Roman Turek (3), 2003-04;

Penalty Shots, One Season: 5

2003-04

Penalty Shots Successful, One Season: 3

1986-87

LONGEST:

Non-Shutout Streak: 264 Games

Nov 12, 1981 through Jan 9, 1985

NHL RECORD

Consecutive Shutout Minutes, For: 161:11

Apr. 8, 2006, 2:27, overtime at Vancouver; Apr. 11,

2006 vs. Anaheim to Apr. 15, 2006, 3rd period

at Los Angeles

Consecutive Shutout Minutes, Against: 182:42

Nov 5, 2002, 3:21, 1st period to Nov 11, 2002,

15:12, 3rd period

Lowest Team Goals Against Average: 2.15

2003-04

Highest Team Save Percentage: 91.6

2003-04

FLAMES ALL TIME INDIVIDUAL RECORDS

MOST:

Most Seasons: 12
Jarome Iginla 1996-2009

Most Games Played: 942
Jarome Iginla 1996-2009

Most Points, Career: 851
Jarome Iginla (409 goals, 442 assists)

Most Goals, Career: 409
Jarome Iginla

Most Assists, Career: 609
Al MacInnis

Most Penalty Minutes, Career: 2405
Tim Hunter

Longest Consecutive Game Streak: 257
Brad Marsh, Oct 11, 1978 to Nov 10, 1981

Most Shutouts, Career: 27
Miikka Kiprusoff

Most Wins, Goaltender Career: 259
Michael Vernon

MOST POINTS:

One Season: 131
Kent Nilsson, 1980-81.

One Season, By A Center: 131
Kent Nilsson, 1980-81

One Season, By A Left Wing: 90
Gary Roberts, 1991-92

One Season, By A Right Wing: 110
Joe Mullen, 1988-89

One Season, By A Defenceman: 103
Al MacInnis, 1990-91

One Season, By A Rookie: 92
Joe Nieuwendyk, 1987-88

One Season Series: 21
Joe Mullen vs Los Angeles (8 games),
1988-89, 14 goals, 7 assists

Consecutive Games Scoring: 16
Gary Suter, 1987-88;
Gary Roberts, 1991-92;
Jarome Iginla, 1999-00

One Game: 7
Sergei Makarov, Feb 25, 1990 vs Edmonton,
2 goals, 5 assists

One Period: 4
Gary Suter, Apr 4, 1986 vs Edmonton, 2nd, 4 assists;
Joe Nieuwendyk, Jan 11, 1989 vs Winnipeg,
3rd, 4 goals;
Al MacInnis, Mar 28, 1991 vs Edmonton, 1st,
1 goal, 3 assists

One Game By A Goaltender: 3
Jeff Reese, Feb 10, 1993 vs San Jose, 3 assists

NHL RECORD

MOST GOALS:

One Season: 66
Lanny McDonald, 1982-83

One Season, By A Center: 51
Joe Nieuwendyk, 1987-88; 1988-89

One Season, By A Left Wing: 53
Gary Roberts, 1991-92

One Season, By A Right Wing: 66
Lanny McDonald, 1982-83

One Season, By A Defenceman: 28

Al MacInnis, 1989-90; 1990-91; 1993-94

One Season, By A Rookie: 51
Joe Nieuwendyk, 1987-88

One Season Series: 14
Joe Mullen vs Los Angeles (8 games), 1988-89

Consecutive Games Scoring: 8
Kent Nilsson, 1983-84; Gary Roberts, 1992-93

One Game: 5
Joe Nieuwendyk, Jan 11, 1989 vs Winnipeg

One Period: 4
Joe Nieuwendyk, Jan 11, 1989 vs Winnipeg, 3rd

TIES NHL RECORD

Power Play Goals, One Season: 31
Joe Nieuwendyk, 1987-88

Shorthanded Goals, One Season: 9
Kent Nilsson, 1984-85

Shorthanded Goals, One Game: 3
Theoren Fleury, Mar 9, 1991 at St. Louis

First Goals Of The Game, One Season: 14
Kent Nilsson, 1980-81

Game Winning Goals, One Season: 12
Joe Mullen, 1986-87

Game Tying Goals, One Season: 4
Eric Vail, 1974-75;
Jacques Richard, 1974-75;
Kent Nilsson, 1980-81;
Jim Peplinski, 1981-82

Overtime Goals, One Season: 3
Joe Nieuwendyk, 1988-89

MOST ASSISTS:

One Season: 82
Kent Nilsson, 1980-81

One Season, By A Center: 82
Kent Nilsson, 1980-81

One Season, By A Left Wing: 59
Alex Tanguay, 2006-07

One Season, By A Right Wing: 71
Bob MacMillan, 1978-79

One Season, By A Defenceman: 75
Al MacInnis, 1990-91

One Season, By A Rookie: 62
Sergei Makarov, 1989-90

One Season, Series: 13
Guy Chouinard vs Edmonton (7 games), 1982-83;
Guy Chouinard vs Edmonton (8 games), 1982-83

Consecutive Games Scoring: 9
Kent Nilsson, 1984-85;
Al MacInnis, 1986-87;
Gary Suter 1987-88

One Game: 6
Guy Chouinard, Feb 25, 1981 vs NY Islanders;
Gary Suter, Apr 4, 1986 vs Edmonton

One Period: 4
Gary Suter, Apr 4, 1986 vs Edmonton, 2nd period

MOST PENALTIES:

Minutes, One Season: 375
Tim Hunter, 1988-89

Minutes One Season, By A Center: 213
Joel Otto, 1988-89

FLAMES ALL TIME INDIVIDUAL RECORDS (con't)

Minutes One Season, By A Left Wing: 282

Gary Roberts, 1987-88

Minutes One Season, By A Right Wing: 375

Tim Hunter, 1988-89

Minutes One Season, By A Defenceman: 271

Neil Sheehy, 1985-86

Minutes One Season, By A Rookie: 208

Todd Simpson, 1996-97

Consecutive Games Penalized: 14

Willi Plett, 1977-78; Tim Hunter, 1986-87

One Game: 8

Charlie Bourgeois, Jan 27, 1986 vs Los Angeles,
(7 minors, 1-10 minute misconduct);

Theoren Fleury, Nov 9, 1997 at Detroit,
(5 minors, 3-10 minute misconducts)

Minutes, One Game: 41

Neil Sheehy, Mar 21, 1986 vs Vancouver,
(3 minors, 1 major, 3-10 minute misconducts)

Minutes, One Period: 37

Nick Fotiu, Mar 8, 1987 at NY Rangers,
(minor, major, 10-minute misconduct,
2 game misconducts)

MOST SHOTS:

One Season: 353

Theoren Fleury, 1995-96

One Game: 13

Al MacInnis, Mar 24, 1993 vs St. Louis;
Theoren Fleury, Mar 2, 1995 vs Vancouver

One Period: 8

Kari Eloranta, Oct 15, 1983 vs Edmonton, 2nd period

MISCELLANEOUS:

Shutouts, One Season: 10

Mikka Kiprusoff, 2005-06

Wins One Season, By A Goaltender: 45

Mikka Kiprusoff, 2008-09

Longest Undefeated Streak, By A Goaltender: 19 Games

Rejean Lemelin, 12 wins, 7 ties, 1983-84

Most Consecutive Shutout Minutes, For: 164:40

Mike Vernon December 12-19, 1992

Most Consecutive Games Played, Goaltender: 28

Trevor Kidd, Jan 20, 1995 to Mar 19, 1995

Lowest Goals Against Average: 1.69

Miikka Kiprusoff, 2003-04

Highest Save Percentage: .933

Miikka Kiprusoff, 2003-04

Penalty Shots, One Season: 3

Joe Mullen, 1986-87

Shean Donovan, 2003-04

Penalty Shots Successful, One Season: 2

Joe Mullen, 1986-87

Shean Donovan, 2003-04

3 Or More Goal Games, One Season: 5

Hakan Loob, 1987-88;

Theoren Fleury, 1990-91

Highest Plus-Minus, One Game: +9

Theoren Fleury, Feb 10, 1993 vs San Jose

Most 1st Goals of the Season: 3

Theoren Fleury, 1991-92, 1993-94, 1994-95

Most Consecutive Seasons with 30+ Goals: 8


Jarome Iginla, 2000-09

Most All-Stars in the starting line-up: 2

Jarome Iginla and Dion Phaneuf, 2008



Al MacInnis -
most shots in one game - 13,
Mar. 24, 1993 (shared with T. Fleury)



Mike Vernon -
most consecutive shutout minutes -
164:40, Dec. 12-19, 1992



PLAYOFF RECORDS

WE
ARE
THE
C of RED™





Olli Jokinen paced the attack for the Flames during the 2008-09 post-season, tallying 2 goals and adding 3 assists for a total of 5 points during their Western Conference Quarter-Final matchup vs. the Chicago Blackhawks.

2009 CALGARY FLAMES STANLEY CUP PLAYOFF SCORING

Player	GP	G	A	PTS	+/-	PIM	PP	SH	GW	OT	S	S%	TOI/G	Sft/G	FO%
Olli Jokinen	6	2	3	5	-1	4	0	0	0	0	23	8.7	19:24	26.8	48.7
Jarome Iginla	6	3	1	4	-4	0	2	0	0	0	18	16.7	20:56	26.7	57.9
Eric Nystrom	6	2	2	4	1	0	0	0	1	0	8	25.0	10:56	17.8	0.0
David Moss	6	3	0	3	0	0	0	0	1	0	17	17.6	12:50	23.7	0.0
Adrian Aucoin	6	2	1	3	-2	2	0	0	0	0	11	18.2	21:09	28.5	0.0
Michael Cammalleri	6	1	2	3	1	2	0	0	0	0	16	6.3	18:01	23.2	65.2
Daymond Langkow	6	0	3	3	4	2	0	0	0	0	12	0.0	17:06	23.2	33.9
Curtis Glencross	6	0	3	3	-1	12	0	0	0	0	8	0.0	15:00	23.8	50.0
Dion Phaneuf	5	0	3	3	2	4	0	0	0	0	8	0.0	24:48	32.6	0.0
Todd Bertuzzi	6	1	1	2	4	8	0	0	0	0	9	11.1	17:24	24.2	50.0
Adam Pardy	6	0	2	2	-2	5	0	0	0	0	7	0.0	14:51	22.7	0.0
Dustin Boyd	5	1	0	1	-2	0	0	0	0	0	5	20.0	9:51	15.8	36.4
Rene Bourque	5	1	0	1	-2	22	0	0	0	0	12	8.3	17:06	27.2	100.0
Jim Vandermeer	6	0	1	1	-1	4	0	0	0	0	3	0.0	16:33	26.0	0.0
Jordan Leopold	6	0	1	1	2	8	0	0	0	0	5	0.0	23:09	33.2	0.0
Cory Sarich	5	0	1	1	3	4	0	0	0	0	4	0.0	18:43	28.2	0.0
Craig Conroy	6	0	1	1	-2	0	0	0	0	0	5	0.0	12:35	21.2	48.1
Warren Peters	4	0	0	0	2	0	0	0	0	0	2	0.0	7:03	12.0	61.5
Jamie Lundmark	2	0	0	0	-2	0	0	0	0	0	1	0.0	7:06	12.0	33.3
Andre Roy	2	0	0	0	-1	0	0	0	0	0	0	0.0	4:05	7.5	0.0
Anders Eriksson	2	0	0	0	-1	0	0	0	0	0	2	0.0	18:42	27.5	0.0
Bench	-	-	-	-	-	2	-	-	-	-	-	-	-	-	-
TOTALS	6	16	25	41	-2	77	2	0	2	0	176	-	-	-	-

GOALTENDERS

GoAltender	GP	W	L	OT	SA	GA	GAA	SV	SV%	SO	TOI
Miikka Kiprusoff	6	2	3	1	164	19	3.52	145	.884	0	323:49
Curtis McElhinney	1	0	0	0	10	1	1.76	9	.900	0	33:46



FLAMES (5) vs CHICAGO (4)



DATE	TEAMS	ATTND.	W/T GOAL	GOALTENDERS
Apr. 16, 2009	CALGARY 2 AT Chicago 3 OT	22478	Martin Havlat	Kiprusoff - Khabibulin
Apr. 18, 2009	CALGARY 2 AT Chicago 3	22514	Jonathan Toews	Kiprusoff - Khabibulin
Apr. 20, 2009	Chicago 2 AT CALGARY 4	19289	David Moss	Khabibulin - Kiprusoff
Apr. 22, 2009	Chicago 4 AT CALGARY 6	19289	Eric Nystrom	Khabibulin - Kiprusoff
Apr. 25, 2009	CALGARY 1 AT Chicago 5	22563	Patrick Sharp	Kiprusoff/McElhinney - Khabibulin
Apr. 27, 2009	Chicago 4 AT CALGARY 1	19289	Adam Burish	Khabibulin - Kiprusoff

Chicago wins the Western Conference Quarter-Finals 4 games to 2

	GP	W	L	GF	GA	PPG	SHG	PIM
CALGARY	6	2	4	16	21	2	0	83
Chicago	6	4	2	21	16	7	0	81

GOALS AND SHOTS BY PERIODS

	1st	2nd	3rd	OT	TOTALS	PCT
CALGARY	5 - 64	5 - 58	6 - 54	0 - 0	16 - 176	9.1
Chicago	7 - 56	10 - 56	3 - 62	1 - 1	21 - 175	12.0

CALGARY	GP	G	A	PTS	+/-	PIM	PPG	SHG	GW	CHICAGO	GP	G	A	PTS	+/-	PIM	PPG	SHG	GW
Olli Jokinen	6	2	3	5	4	-1	0	0	0	Kris Versteeg	6	2	5	7	4	-1	1	0	0
Jarome Iginla	6	3	1	4	0	-4	2	0	1	Cameron Barker	6	3	3	6	0	-1	0	0	0
Eric Nystrom	6	2	2	4	0	1	0	0	0	Martin Havlat	6	3	3	6	4	-1	0	0	0
David Moss	6	3	0	3	0	0	0	0	0	Patrick Sharp	6	3	3	6	2	1	1	0	0
Adrian Aucoin	6	2	1	3	2	-2	0	0	0	Jonathan Toews	6	2	4	6	8	3	1	0	0
Mike Cammalleri	6	1	2	3	2	1	0	0	0	Brent Seabrook	6	1	5	6	2	1	1	0	0
Dion Phaneuf	5	0	3	3	4	2	0	0	0	Patrick Kane	5	2	2	4	2	0	1	0	0
Curtis Glencross	6	0	3	3	12	-1	0	0	0	Dustin Byfuglien	6	1	3	4	4	1	0	0	1
Daymond Langkow	6	0	3	3	2	4	0	0	0	Brian Campbell	6	1	3	4	0	0	1	0	0
Todd Bertuzzi	6	1	1	2	8	4	0	0	0	Samuel Pahlsson	6	1	2	3	0	0	1	0	0
Adam Pardy	6	0	2	2	5	-2	0	0	0	Dave Bolland	6	0	3	3	14	-1	0	0	0
Rene Bourque	5	1	0	1	22	-2	0	0	0	Adam Burish	6	1	0	1	12	0	0	0	0
Dustin Boyd	5	1	0	1	0	-2	0	0	0	Andrew Ladd	6	1	0	1	0	1	0	0	0
Cory Sarich	5	0	1	1	4	3	0	0	0	Niklas Hjalmarsson	6	0	1	1	2	-1	0	0	0
Craig Conroy	6	0	1	1	0	-2	0	0	0	Matt Walker	6	0	1	1	0	-2	0	0	0
Jordan Leopold	6	0	1	1	8	2	0	0	0	Colin Fraser	1	0	0	0	0	0	0	0	0
James Vandermeer	6	0	1	1	4	-1	0	0	0	Troy Brouwer	6	0	0	0	2	-2	0	0	0
Curtis McElhinney	1	0	0	0	0	0	0	0	0	Ben Eager	6	0	0	0	25	-1	0	0	0
Anders Eriksson	2	0	0	0	0	-1	0	0	0	Duncan Keith	6	0	0	0	0	3	0	0	0
Jamie Lundmark	2	0	0	0	0	-2	0	0	0	Nikolai Khabibulin	6	0	0	0	0	0	0	0	0
Andre Roy	2	0	0	0	0	-1	0	0	0										
Warren Peters	4	0	0	0	0	2	0	0	0										
Miikka Kiprusoff	6	0	0	0	2	0	0	0	0										
Bench					4														
TOTALS	6	16	25	41	83	-2	2	0	1	TOTALS	6	21	38	59	81	0	7	0	1
Goaltenders	GP	MP	GA	EN	SO	SVS	AVG	SAVE %		Goaltenders	GP	MP	GA	EN	SO	SVS	AVG	SAVE %	
Curtis McElhinney (0-0)	1	34	1	0	0	9	1.78	90.0		Nikolai Khabibulin (4-2)	6	357	15	1	0	160	2.52	91.4	
Miikka Kiprusoff (2-4)	6	324	19	1	0	145	3.52	88.4											
TOTALS	6	360	20	1	0	154	3.50	88.0		TOTALS	6	360	15	1	0	160	2.67	90.9	

Series Winning Goal: Adam Burish (CHI)

POWERPLAY	HOME			ROAD			OVERALL			
	ADV	PPG	PCT	ADV	PPG	PCT	ADV	PPG	PP %	PK %
CALGARY	7	1	14.3	11	1	9.1	18	2	11.1	70.8
Chicago	13	5	38.5	11	2	18.2	24	7	29.2	88.9

FLAMES ALL-TIME PLAYOFF RECORD VS. OTHER TEAMS

Opponent	Series	W	L	GP	W	L	GF	GA	Last Mtg.	Rnd.	Result
Anaheim	1	0	1	7	3	4	16	17	2006	CQF	L 3-4
Chicago	4	2	2	18	9	9	53	54	2009	CQF	L 2-4
Dallas	1	0	1	7	3	4	19	25	1981	SF	L 2-4
Detroit	3	1	2	14	6	8	26	38	2007	CQF	L 4-2
Edmonton	5	1	4	30	11	19	96	132	1991	DSF	L 3-4
Los Angeles	6	2	4	26	13	13	102	105	1993	DSF	L 2-4
Montreal	2	1	1	11	5	6	32	31	1989	F	W 4-2
NY Rangers	1	0	1	4	1	3	8	14	1980	PRE	L 1-3
Philadelphia	2	1	1	11	4	7	28	43	1981	QF	W 4-3
Phoenix	3	1	2	13	6	7	43	45	1987	DSF	L 2-4
St. Louis	1	1	0	7	4	3	28	22	1986	CF	W 4-3
San Jose	3	1	2	20	10	10	68	57	2008	CQF	L 4-3
Tampa Bay	1	0	1	7	3	4	14	13	2004	F	L 3-4
Toronto	1	0	1	2	0	2	5	9	1979	PRE	L 0-2
Vancouver	6	4	2	32	17	15	101	96	2004	CQF	W 4-3
TOTALS	34	15	19	191	90	96	616	639	-	-	-

FLAMES ALL-TIME SERIES RECORD VS. OTHER TEAMS

Opponent	Year	Series	Winner	W	L	GF	GA
Anaheim	2006	CQF	ANA	3	4	16	17
Chicago	1981	PRE	CGY	3	0	15	9
Chicago	1989	CF	CGY	4	1	15	8
Chicago	1996	CQF	CHI	0	4	7	16
Chicago	2009	CQF	CHI	2	4	16	21
Detroit	1978	PRE	DET	0	2	5	8
Detroit	2004	CSF	CGY	4	2	11	12
Detroit	2007	CQF	DET	2	4	10	18
Edmonton	1983	DF	EDM	1	4	13	35
Edmonton	1984	DF	EDM	3	4	27	33
Edmonton	1986	DF	CGY	4	3	25	24
Edmonton	1988	DF	EDM	0	4	11	18
Edmonton	1991	DSF	EDM	3	4	20	22
Los Angeles	1976	PRE	LA	0	2	1	3
Los Angeles	1977	PRE	LA	1	2	7	11
Los Angeles	1988	DSF	CGY	4	1	30	18
Los Angeles	1989	DF	CGY	4	0	22	11
Los Angeles	1990	DSF	LA	2	4	24	29
Los Angeles	1993	DSF	LA	2	4	28	33
Minnesota	1981	SF	MIN	2	4	18	25
Montreal	1986	F	MTL	1	4	13	15
Montreal	1989	F	CGY	4	2	19	16
NY Rangers	1980	PRE	NYR	1	3	8	14
Philadelphia	1974	QF	PHI	0	4	6	17
Philadelphia	1981	QF	CGY	4	3	22	26
St. Louis	1986	CF	CGY	4	3	28	22
San Jose	1995	CQF	SJ	3	4	35	26
San Jose	2004	CF	CGY	4	2	16	12
San Jose	2008	CQF	SJ	3	4	17	19
Tampa Bay	2004	F	TB	3	4	14	13
Toronto	1979	PRE	TOR	0	2	5	9
Vancouver	1982	DSF	VAN	0	3	5	10
Vancouver	1983	DSF	CGY	3	1	17	14
Vancouver	1984	DSF	CGY	3	1	14	13
Vancouver	1989	DSF	CGY	4	3	26	20
Vancouver	1994	CQF	VAN	3	4	20	23
Vancouver	2004	CQF	CGY	4	3	19	16
Winnipeg	1985	DSF	WPG	1	3	13	15
Winnipeg	1986	DSF	CGY	3	0	15	8
Winnipeg	1987	DSF	WPG	2	4	15	22

CALGARY FLAMES ALL-TIME PLAYOFF RESULTS

04/09/1974 ATL at PHI	1-4 L	04/16/1984 CGY vs EDM	3-5 L
04/11/1974 ATL at PHI	1-5 L	04/18/1984 CGY at EDM	5-4 W
04/12/1974 ATL vs PHI	1-4 L	04/20/1984 CGY vs EDM	5-4 W (OT)
04/14/1974 ATL vs PHI	3-4 L (OT)	04/22/1984 CGY at EDM	4-7 L
<hr/>			
04/06/1976 ATL at LA	1-2 L	04/10/1985 CGY at WPG	4-5 L (OT)
04/08/1976 ATL vs LA	0-1 L	04/11/1985 CGY at WPG	2-5 L
<hr/>			
04/05/1977 ATL at LA	2-5 L	04/13/1985 CGY vs WPG	4-0 W
04/07/1977 ATL vs LA	3-2 W	04/14/1985 CGY vs WPG	3-5 L
04/09/1977 ATL at LA	2-4 L	<hr/>	
<hr/>			
04/11/1978 ATL vs DET	3-5 L	04/09/1986 CGY vs WPG	5-1 W
04/13/1978 ATL at DET	2-3 L	04/10/1986 CGY vs WPG	6-4 W
<hr/>			
04/10/1979 ATL vs TOR	1-2 L	04/12/1986 CGY at WPG	4-3 W (OT)
04/12/1979 ATL at TOR	4-7 L	<hr/>	
<hr/>			
04/08/1980 ATL at NYR	1-2 L (OT)	04/18/1986 CGY at EDM	4-1 W
04/09/1980 ATL at NYR	1-5 L	04/20/1986 CGY at EDM	5-6 L (OT)
04/11/1980 ATL vs NYR	4-2 W	04/22/1986 CGY vs EDM	3-2 W
04/12/1980 ATL vs NYR	2-5 L	04/24/1986 CGY vs EDM	4-7 L
<hr/>			
04/08/1981 CGY vs CHI	4-3 W	04/26/1986 CGY at EDM	4-1 W
04/09/1981 CGY vs CHI	6-2 W	04/28/1986 CGY vs EDM	2-5 L
04/11/1981 CGY at CHI	5-4 W (2OT)	04/30/1986 CGY at EDM	3-2 W
<hr/>			
04/16/1981 CGY at PHI	0-4 L	05/02/1986 CGY vs STL	2-3 L
04/17/1981 CGY at PHI	5-4 W	05/04/1986 CGY vs STL	8-2 W
04/19/1981 CGY vs PHI	2-1 W	05/06/1986 CGY at STL	5-3 W
04/20/1981 CGY vs PHI	5-4 W	05/08/1986 CGY at STL	2-5 L
04/22/1981 CGY at PHI	4-9 L	05/10/1986 CGY vs STL	4-2 W
04/24/1981 CGY vs PHI	2-3 L	05/12/1986 CGY at STL	5-6 L (OT)
04/26/1981 CGY at PHI	4-1 W	05/14/1986 CGY vs STL	2-1 W
<hr/>			
04/28/1981 CGY vs MIN	1-4 L	05/16/1986 CGY vs MTL	5-2 W
04/30/1981 CGY vs MIN	3-2 W	05/18/1986 CGY vs MTL	2-3 L (OT)
05/03/1981 CGY at MIN	4-6 L	05/20/1986 CGY at MTL	3-5 L
05/05/1981 CGY at MIN	4-7 L	05/22/1986 CGY at MTL	0-1 L
05/07/1981 CGY vs MIN	3-1 W	05/24/1986 CGY vs MTL	3-4 L
05/09/1981 CGY at MIN	3-5 L	<hr/>	
<hr/>			
04/07/1982 CGY at VAN	3-5 L	04/08/1987 CGY vs WPG	2-4 L
04/08/1982 CGY at VAN	1-2 L (OT)	04/09/1987 CGY vs WPG	2-3 L
04/10/1982 CGY vs VAN	1-3 L	04/11/1987 CGY at WPG	3-2 W (OT)
<hr/>			
04/06/1983 CGY vs VAN	4-3 W (OT)	04/12/1987 CGY at WPG	3-4 L
04/07/1983 CGY vs VAN	5-3 W	04/14/1987 CGY vs WPG	4-3 W
04/09/1983 CGY at VAN	4-5 L	04/16/1987 CGY at WPG	1-6 L
04/10/1983 CGY at VAN	4-3 W (OT)	<hr/>	
<hr/>			
04/14/1983 CGY at EDM	3-6 L	04/06/1988 CGY vs LA	9-2 W
04/15/1983 CGY at EDM	1-5 L	04/07/1988 CGY vs LA	6-4 W
04/17/1983 CGY vs EDM	2-10 L	04/09/1988 CGY at LA	2-5 L
04/18/1983 CGY vs EDM	6-5 W	04/10/1988 CGY at LA	7-3 W
04/20/1983 CGY at EDM	1-9 L	04/12/1988 CGY vs LA	6-4 W
<hr/>			
04/04/1984 CGY vs VAN	5-3 W	04/19/1988 CGY vs EDM	1-3 L
04/05/1984 CGY vs VAN	4-2 W	04/21/1988 CGY vs EDM	4-5 L (OT)
04/07/1984 CGY at VAN	0-7 L	04/23/1988 CGY at EDM	2-4 L
04/08/1984 CGY at VAN	5-1 W	04/25/1988 CGY at EDM	4-6 L
<hr/>			
04/12/1984 CGY at EDM	2-5 L	04/05/1989 CGY vs VAN	3-4 L (OT)
04/13/1984 CGY at EDM	6-5 W (OT)	04/06/1989 CGY vs VAN	5-2 W
04/15/1984 CGY vs EDM	2-3 L	04/08/1989 CGY at VAN	4-0 W
<hr/>			
04/04/1984 CGY vs VAN	5-3 W	04/09/1989 CGY at VAN	3-5 L
04/05/1984 CGY vs VAN	4-2 W	04/11/1989 CGY vs VAN	4-0 W
04/07/1984 CGY at VAN	0-7 L	04/13/1989 CGY at VAN	3-6 L
04/08/1984 CGY at VAN	5-1 W	04/15/1989 CGY vs VAN	4-3 W (OT)
<hr/>			
04/12/1984 CGY at EDM	2-5 L	04/18/1989 CGY vs LA	4-3 W (OT)
04/13/1984 CGY at EDM	6-5 W (OT)	04/20/1989 CGY vs LA	8-3 W
04/15/1984 CGY vs EDM	2-3 L	04/22/1989 CGY at LA	5-2 W
<hr/>			
04/16/1984 CGY vs EDM	3-5 L	04/24/1989 CGY at LA	5-3 W

CALGARY FLAMES ALL-TIME PLAYOFF RESULTS

05/02/1989 CGY vs CHI	3-0 W	05/01/2004 CGY at DET	1-0 W
05/04/1989 CGY vs CHI	2-4 L	05/03/2004 CGY vs DET	1-0 W (OT)
05/06/1989 CGY at CHI	5-2 W	05/09/2004 CGY at SJ	4-3 W
05/08/1989 CGY at CHI	2-1 W (OT)	05/11/2004 CGY at SJ	4-1 W
05/10/1989 CGY vs CHI	3-1 W	05/13/2004 CGY vs SJ	0-3 L
05/14/1989 CGY vs MTL	3-2 W	05/16/2004 CGY vs SJ	2-4 L
05/17/1989 CGY vs MTL	2-4 L	05/17/2004 CGY at SJ	3-0 W
05/19/1989 CGY at MTL	3-4 L (2OT)	05/19/2004 CGY vs SJ	3-1 W
05/21/1989 CGY at MTL	4-2 W	05/25/2004 CGY at TB	4-1 W
05/23/1989 CGY vs MTL	3-2 W	05/27/2004 CGY at TB	1-4 L
05/25/1989 CGY at MTL	4-2 W	05/29/2004 CGY vs TB	3-0 W
04/04/1990 CGY vs LA	3-5 L	05/31/2004 CGY vs TB	0-1 L
04/06/1990 CGY vs LA	8-5 W	06/03/2004 CGY at TB	3-2 W (OT)
04/08/1990 CGY at LA	1-2 L (OT)	06/05/2004 CGY vs TB	2-3 L (2OT)
04/10/1990 CGY at LA	4-12 L	06/07/2004 CGY at TB	1-2 L
04/12/1990 CGY vs LA	5-1 W	04/21/2006 CGY vs. ANA	2-1 W
04/14/1990 CGY at LA	3-4 L (2OT)	04/23/2006 CGY vs. ANA	3-4 L
04/04/1991 CGY vs EDM	1-3 L	04/25/2006 CGY vs. ANA	5-2 W
04/06/1991 CGY vs EDM	3-1 W	04/27/2006 CGY vs. ANA	2-3 L
04/08/1991 CGY at EDM	3-4 L	04/29/2006 CGY vs. ANA	3-2 W
04/10/1991 CGY at EDM	2-5 L	05/01/2006 CGY vs. ANA	1-2 L
04/12/1991 CGY vs EDM	5-3 W	05/03/2006 CGY vs. ANA	0-3 L
04/14/1991 CGY at EDM	2-1 W (OT)	04/12/2007 CGY at DET	1-4 L
04/16/1991 CGY vs EDM	4-5 L (OT)	04/15/2007 CGY at DET	1-3 L
04/18/1993 CGY vs LA	3-6 L	04/17/2007 DET vs. CGY	3-2 W
04/21/1993 CGY vs LA	9-4 W	04/19/2007 DET vs. CGY	3-2 W
04/23/1993 CGY at LA	5-2 W	04/21/2007 CGY at DET	1-5 L
04/25/1993 CGY at LA	1-3 L	04/22/2007 DET vs. CGY	1-2 (2OTL)
04/27/1993 CGY vs LA	4-9 L	04/09/2008 CGY at SJ	3-2 W
04/29/1993 CGY at LA	6-9 L	04/10/2008 CGY at SJ	0-2 L
04/18/1994 CGY vs VAN	0-5 L	04/13/2008 SJ at CGY	4-3 W
04/20/1994 CGY vs VAN	7-5 W	04/15/2008 SJ at CGY	2-3 L
04/22/1994 CGY at VAN	4-2 W	04/17/2008 CGY at SJ	3-4 L
04/24/1994 CGY at VAN	3-2 W	04/20/2008 SJ at CGY	2-0 W
04/26/1994 CGY vs VAN	1-2 L (OT)	04/22/2008 CGY at SJ	3-5 L
04/28/1994 CGY at VAN	2-3 L (OT)	04/16/2009 CGY at CHI	2-3 L (OT)
04/30/1994 CGY vs VAN	3-4 L (2OT)	04/18/2009 CGY at CHI	2-3 L
05/07/1995 CGY vs SJ	4-5 L	04/20/2009 CHI at CGY	4-2 W
05/09/1995 CGY vs SJ	4-5 L (OT)	04/22/2009 CHI at CGY	6-4 W
05/11/1995 CGY at SJ	9-2 W	04/25/2009 CGY at CHI	1-5 L
05/13/1995 CGY at SJ	6-4 W	04/27/2009 CHI at CGY	1-4 L
05/15/1995 CGY vs SJ	5-0 W		
05/17/1995 CGY at SJ	3-5 L		
05/19/1995 CGY vs SJ	4-5 L (2OT)		
04/17/1996 CGY at CHI	1-4 L		
04/19/1996 CGY at CHI	0-3 L		
04/21/1996 CGY vs CHI	5-7 L		
04/23/1996 CGY vs CHI	1-2 L (3OT)		
04/07/2004 CGY at VAN	3-5 L		
04/09/2004 CGY at VAN	2-1 W		
04/11/2004 CGY vs VAN	1-2 L		
04/13/2004 CGY vs VAN	4-0 W		
04/15/2004 CGY at VAN	2-1 W		
04/17/2004 CGY vs VAN	5-4 L (3OT)		
04/19/2004 CGY at VAN	3-2 W (OT)		
04/22/2004 CGY at DET	2-1 W (OT)		
04/24/2004 CGY at DET	2-5 L		
04/27/2004 CGY vs DET	3-2 W		
04/29/2004 CGY vs DET	2-4 L		



In five games during the 2009 Stanley Cup Playoffs, Dion Phaneuf registered three assists and was a +4.

FLAMES PLAYOFF ALL-TIME LEADERS

GOALS

Mullen	35
Nieuwendyk.....	32
Fleury	29
Iginla	28
Loob	26
MacInnis	25
McDonald	24
Otto	23
Reinhart	21
Peplinski	15
Gilmour	15

ASSISTS

MacInnis	77
Reinhart	51
Otto	38
Fleury	33
Suter	33
Peplinski	31
Roberts	30
Loob	28
Nieuwendyk	28
Chouinard	26

POINTS

MacInnis	102
Reinhart	72
Fleury	62
Otto	61
Nieuwendyk	60
Mullen	55
Loob	54
Iginla	49
McDonald	47
Peplinski	46

PENALTY MINUTES

Peplinski	382
Hunter, T	352
Roberts	216
Plett	191
Otto	188
MacInnis	153
Baxter	120
Sheehy	104
McDonald	98
Fleury	96

GAMES PLAYED

Peplinski	99
MacInnis	95
Otto	87
Hunter, T	86
Macoun	84
Vernon (G).....	81
Reinhart	76
Loob	73
Patterson	72
McDonald	72
Nieuwendyk	66

Mullen	61
Fleury	59
Roberts	58
Iginla	54
Kiprusoff (G)	54
Risebrough	50
Suter	49
Conroy	45
Yelle	43
Regehr	41
Chouinard	41

FLAMES CAREER PLAYOFF POINT LEADERS

PLAYER	GP	G	A	PTS	PIM	PLAYER	GP	G	A	PTS	PIM
MacInnis	95	25	77	102	153	Housley	7	0	9	9	0
Reinhart	76	21	51	72	38	Bridgman	12	5	4	9	47
Fleury	59	29	33	62	96	Bullard	12	4	5	9	8
Otto	87	23	38	61	188	Lavallee	19	3	6	9	15
Nieuwendyk	66	32	28	60	36	Ranheim	19	3	6	9	2
Mullen	61	35	20	55	18	Murzyn	32	4	5	9	35
Loob	73	26	28	54	16	Yelle	43	6	3	9	32
Iginla	54	28	21	49	70	Tanguay	13	1	7	8	12
McDonald	72	24	23	47	98	Zalapski	18	0	8	8	16
Peplinski	99	15	31	46	382	Eloranta	21	1	7	8	19
Roberts	58	13	30	43	216	Simon	22	5	3	8	81
Suter	49	6	33	39	68	Nieminen	24	4	4	8	55
Chouinard	41	9	26	35	12	Makarov	9	1	6	7	0
Nilsson	33	4	24	28	8	Lysiak	11	2	5	7	12
Gilmour	35	15	13	28	28	Kisio	14	3	4	7	27
Risebrough	50	10	17	27	95	Berezan	20	2	5	7	30
Patterson	72	11	16	27	55	Rautakallio	23	2	5	7	8
Macoun	84	6	19	25	87	Murdoch	25	2	5	7	42
Quinn, D	29	11	12	23	14	MacLellan	28	3	4	7	27
Tonelli	31	9	14	23	61	Ference	33	0	7	7	37
Conroy	45	7	15	22	28	Chiasson	11	3	3	6	9
Reichel	26	5	14	19	6	Aucoin	13	2	4	6	6
Langkow	26	6	12	18	12	Nylander	13	0	6	6	2
Plett	27	12	6	18	191	Kruse	17	4	2	6	28
Houston	31	9	9	18	62	Moss	17	4	2	6	4
MacMillan, Bob	24	8	9	17	16	Marsh	22	0	6	6	27
Ramage	29	2	14	16	47	Clark	26	3	3	6	30
Russell	34	3	13	16	70	Saprykin	26	3	3	6	14
Gelinas	26	8	7	15	35	Clement	32	3	3	6	14
Regehr	41	3	12	15	28	Jokinen	6	2	3	5	4
Bozek	31	7	7	14	53	Nolan	7	3	2	5	2
Titov	18	7	6	13	14	Kennedy	10	4	1	5	18
Lever	20	5	8	13	20	Jackson	14	3	2	5	6
Huselius	20	2	10	12	14	Yawney	19	3	2	5	26
Phaneuf	25	5	7	12	22	Hislop	28	3	2	5	11
Stern	31	6	6	12	85	Meredith	5	3	1	4	4
Wilson, C	32	6	6	12	10	Dahlquist	7	3	1	4	4
Leopold	39	0	12	12	18	Romanchych	7	2	2	4	4
Hunter, T	86	5	7	12	352	Hunter, M	10	2	2	4	23
Vail	20	5	6	11	6	Gould, B	11	3	1	4	4
Konroyd	24	4	7	11	40	Amonte	13	2	2	4	10
Nilsson	34	4	7	11	14	Holt	13	2	2	4	52
Sullivan	18	4	6	10	10	Nystrom	13	2	2	4	2
Eaves	19	5	5	10	10	Musil	25	1	3	4	21
Beers	22	4	6	10	39	Baxter	30	0	4	4	120
Donovan	31	5	5	10	39	Hull	6	2	1	3	0
Lombardi	33	2	8	10	10	Paslowski	6	3	0	3	0
McCrimmon	37	2	8	10	60	Walz	7	3	0	3	2
Nattress	38	4	6	10	22						

FLAMES PLAYOFF ALL-TIME LEADERS

PLAYER	GP	G	A	PTS	PIM	PLAYER	GP	G	A	PTS	PIM
Unger	4	0	3	3	2	Shand	11	0	1	1	57
Mulhern	5	0	3	3	5	Vandermeer	13	0	1	1	8
Cammalleri	6	1	2	3	2	Bourgeois	15	0	1	1	51
Ashton	6	0	3	3	2	McCarthy	17	0	1	1	61
Glencross	6	0	3	3	12	Warner	37	0	1	1	30
Skrudland	6	0	3	3	12	Kiprusoff (G)	52	0	1	1	6
Comeau	9	2	1	3	8	Bolduc	1	0	0	0	0
Primeau	13	1	2	3	18	Bradley	1	0	0	0	0
Hamrlik	13	0	3	3	10	Carr	1	0	0	0	0
Kromm	14	1	2	3	13	Christoff	1	0	0	0	0
Johnson	17	0	3	3	64	Courteau	1	0	0	0	0
Montador	20	1	2	3	6	Glynn	1	0	0	0	0
Lemelin (G)	31	0	3	3	0	Hushko	1	0	0	0	2
Vernon (G)	81	0	3	3	18	Hulse	1	0	0	0	0
Stillman	2	1	1	2	0	MacDonald	1	0	0	0	0
Boldirev	2	0	2	2	0	McElhinney (G)	1	0	0	0	0
Lalonde	3	2	0	2	0	McLennan (G)	1	0	0	0	12
Lemieux, Jean	4	1	1	2	0	Priakin	1	0	0	0	0
Ecclestone	4	0	2	2	6	Sabourin	1	0	0	0	0
Pronovost	6	2	0	2	2	Torgajev	1	0	0	0	0
Bertuzzi	6	1	1	2	8	Turek (G)	1	0	0	0	0
Pardy	6	0	2	2	5	Wilson, B.	1	0	0	0	0
McCarthy	7	2	0	2	15	Zaharko	1	0	0	0	0
Bennett	9	1	1	2	45	Carriere	2	0	0	0	2
Dunn	9	1	1	2	8	Evans	2	0	0	0	0
Manery	9	0	2	2	4	Flett	2	0	0	0	0
Sarich	12	0	2	2	8	Hilliard	2	0	0	0	0
Dahl	16	0	2	2	12	Joseph (G)	2	0	0	0	0
Patrick	16	0	2	2	8	Kryskow	2	0	0	0	2
Oliwa	20	2	0	2	6	Lapointe	2	0	0	0	0
Commodore	20	0	2	2	19	Lemieux, R.	2	0	0	0	0
Sheehy	32	0	2	2	104	Roy	2	0	0	0	0
Kobasew	33	1	1	2	24	Selling	2	0	0	0	0
Dwyer	1	1	0	1	0	St. Sauveur	2	0	0	0	0
Coxe	2	1	0	1	16	Sweeney, B.	2	0	0	0	0
Redmond	2	1	0	1	0	Wappel	2	0	0	0	4
Fox	2	0	1	1	8	Cavallini	3	0	0	0	4
Ingarfield	2	0	1	1	0	Leclerc	3	0	0	0	2
Lindberg	2	0	1	1	2	McAdam	3	0	0	0	0
Phillipoff	2	0	1	1	2	Albelin	4	0	0	0	0
Rota	2	0	1	1	26	Brown	4	0	0	0	0
Tambellini	2	0	1	1	0	Deadmarsh	4	0	0	0	17
Evason	3	0	1	1	0	Henderson	4	0	0	0	0
Korn	4	1	0	1	12	Leiter	4	0	0	0	2
Murray	4	1	0	1	2	Lemieux, Jocelyn ..	4	0	0	0	0
Guy	4	0	1	1	23	McCreary	4	0	0	0	0
Hextall	4	0	1	1	16	McDonough	4	0	0	0	2
Huscroft	4	0	1	1	4	Peters	4	0	0	0	0
Ribble	4	0	1	1	8	Price	4	0	0	0	6
Simpson	4	0	1	1	2	Reese (G)	4	0	0	0	0
Bourque	5	1	0	1	22	Richard	4	0	0	0	2
Boyd	5	1	0	1	0	Stewart	4	0	0	0	10
Gibbs	5	1	0	1	4	Tabaracci (G)	4	0	0	0	0
Jalonen	5	1	0	1	0	Wamsley (G)	4	0	0	0	0
Zyuzin	5	1	0	1	2	Godard	5	0	0	0	0
Eriksson	5	0	1	1	2	Fenton	5	0	0	0	2
Johansson	5	0	1	1	2	Friesen	5	0	0	0	2
Matteau	5	0	1	1	0	Myre (G)	5	0	0	0	0
Berube	6	0	1	1	21	Bartel	6	0	0	0	16
Gauthier	6	0	1	1	4	Gould	7	0	0	0	4
Lundmark	6	0	1	1	7	Kyte	7	0	0	0	7
Lydman	6	0	1	1	2	Hale	8	0	0	0	8
Stuart	6	0	1	1	6	Ritchie	8	0	0	0	10
Churla	7	0	1	1	17	Kidd (G)	9	0	0	0	0
Quinn, P.	7	0	1	1	8	Hindmarch	10	0	0	0	6
Labraaten	8	1	0	1	4	Lowry	10	0	0	0	6
Kea	8	0	1	1	9	Edwards (G)	11	0	0	0	0
Keczmer	10	0	1	1	6	Bouchard (G)	12	0	0	0	0
Fotiu	11	0	1	1	34	Riggin (G)	14	0	0	0	0
Hrdina	11	0	1	1	2						

GOALTENDER	GP	MP	GA	EN	SO	GAA	W	L
Vernon	81	4,773	240	4	3	3.02	43	33
Kiprusoff	52	3,127	122	4	6	2.34	24	26
Lemelin	31	1,619	108	2	1	4.00	11	14
Riggin	14	823	47	1	0	3.43	6	7
Kidd	9	517	35	0	1	4.06	3	5
Edwards	11	443	34	1	0	4.60	3	3
Joseph	2	79	1	0	0	0.76	1	0
Reese	4	209	17	1	0	4.88	1	3
Myre	5	305	18	1	0	3.54	1	4
Bouchard	12	701	42	1	0	3.59	1	11
McElhinney	1	34	1	0	0	1.76	0	0
McLennan	1	1	0	0	0	0.00	0	0
Turek	1	19	0	0	0	0.00	0	0
Tabaracci	4	223	7	0	0	1.88	0	3
Wamsley	4	104	14	0	0	8.08	0	3

FLAMES PLAYOFF TEAM RECORDS



LONGEST STREAKS

Winning: 6 Games

Game 7, 1989 Smythe Division Semi-Finals to Game 1, Campbell Conference Championships, Apr 15 to May 2, 1989

Home Winning: 6 Games

Game 2, 1989 Smythe Division Semi-Finals to Game 1 Campbell Conference Championships, Apr 6 to May 2, 1989

Road Winning: 5 Games

Game 5, Western Conference Semi-Finals to Game 1, Stanley Cup Finals, May 1 to May 25, 2004

Losing: 7 Games

Game 1, 1974 Quarter-Finals vs Philadelphia to Game 1, 1977 Preliminary Round vs Los Angeles, Apr 9, 1974 to Apr 5, 1977;

Game 3, 1977 Preliminary Round vs Los Angeles to Game 2, 1980 Preliminary Round vs NY Rangers, Apr 9, 1977 to Apr 9, 1980

Home Losing: 3 Games

Game 3, 1974 Quarter-Finals vs Philadelphia to Game 2, 1976 Preliminary Round vs Los Angeles, Apr 12, 1974 to Apr 8, 1976;

Game 4, 1986 Smythe Division Finals to Game 3, 1986 Campbell Conference Finals vs St. Louis, Apr 24 to May 2, 1986

Road Losing: 9 Games

Game 1, 1974 Quarter-Finals vs Philadelphia to Game 2, 1980 Preliminary Round vs NY Rangers, Apr 9, 1974 to Apr 9, 1980

PLAYOFF YEAR - MOST

Games: 26, 2004

Home Games: 12, 1986, 1989, 2004

Road Games: 14, 2004

Wins: 16, 1989

Losses: 11, 2004

Goals, For: 82, 1989

Goals, Against: 69, 1986

Power Play Goals, For: 28, 1989

Power Play Goals, Against: 21, 2004

Shorthanded Goals, For: 5, 1986

Shorthanded Goals, Against: 5, 1983, 1986

PLAYOFF SERIES

Fewest Goals Both Teams 1 Game: 1

vs Los Angeles,
1976 Preliminary Round

Most Goals Both Teams 1 Game: 36

vs San Jose,
1995 Western Conference
Quarter-Finals

Most Goals 2 Game Series: 5 (2x)

vs Detroit,
1977 Preliminary Round;
vs Toronto,
1979 Preliminary Round

Fewest Goals 2 Game Series: 1

vs Los Angeles,
1976 Preliminary Round

Most Goals 3 Game Series: 15 (2x)

vs Chicago,
1981 Preliminary Round;
vs Winnipeg,
1986 Smythe Division Finals

Fewest Goals 3 Game Series: 5

vs Vancouver,
1982 Smythe Division
Semi-Finals

Most Goals 4 Game Series: 22

vs Los Angeles,
1989 Smythe Division Finals

Fewest Goals 4 Game Series: 6

vs Philadelphia,
1974 Quarter-Finals

PLAYOFF SERIES (continued)

Most Goals 5 Game Series: 30

vs Los Angeles,
1988 Smythe Division Semi-Finals

Fewest Goals 5 Game Series: 13 (2x)

vs Edmonton,
1983 Smythe Division Finals;
vs Montreal,
1986 Stanley Cup Finals

Most Goals 6 Game Series: 28

vs Los Angeles,
1993 Smythe Division Semi-Finals

Fewest Goals 6 Game Series: 10

vs Detroit,
2007 Western Conference Quarter-Finals

Most Goals 7 Game Series: 36

vs San Jose,
1995 Western Conference Quarter-Finals

Fewest Goals 7 Game Series: 14

vs Tampa Bay,
2004 Stanley Cup Finals

Most Goals Against: 35

vs Edmonton,
1983 Smythe Division Finals

Fewest Goals Against: 3

vs Los Angeles,
1976 Preliminary Round

Most Goals Against 2 Game Series: 9

vs Toronto,
1979 Preliminary Round

Fewest Goals Against 2 Game Series: 3

vs Los Angeles,
1976 Preliminary Round

Most Goals Against 3 Game Series: 11

vs Los Angeles,
1977 Preliminary Round

Fewest Goals Against 3 Game Series: 9

vs Chicago,
1981 Preliminary Round

Most Goals Against 4 Game Series: 18

vs Edmonton,
1988 Smythe Division Finals

Fewest Goals Against 4 Game Series: 11

vs Los Angeles,
1989 Smythe Division Finals

Most Goals Against 5 Game Series: 35

vs Edmonton,
1983 Smythe Division Finals

NHL RECORD

Fewest Goals Against 5 Game Series: 8

vs Chicago,
1989 Campbell Conference Championship

Most Goals Against 6 Game Series: 33

vs Los Angeles,
1993 Smythe Division Semi-Finals

Fewest Goals Against 6 Game Series: 12 (2x)

vs Detroit,
2004 Western Conference Semi-Finals;
vs San Jose,
2004 Western Conference Finals

Most Goals Against 7 Game Series: 33

vs Edmonton,
1984 Smythe Division Finals

Fewest Goals Against 7 Game Series: 13

vs Tampa Bay,
2004 Stanley Cup Finals

Most Goals Both Teams: 62

vs San Jose,
1995 Western Conference Quarter-Finals
(Flames 36, San Jose 26)

Fewest Goals Both Teams: 4

vs Los Angeles,
1976 Preliminary Round
(Flames 1, Los Angeles 3)

Most Goals Both Teams 2 Game Series: 14

vs Toronto,
1979 Preliminary Round
(Flames 5, Toronto 9)

Fewest Goals Both Teams 2 Game Series: 4

vs Los Angeles,
1976 Preliminary Round
(Flames 1, Los Angeles 3)

Most Goals Both Teams 3 Game Series: 24

vs Chicago,
1981 Preliminary Round
(Flames 15, Chicago 9)

Fewest Goals Both Teams 3 Game Series: 15

vs Vancouver,
1982 Smythe Division Semi-Finals
(Flames 5, Vancouver 10)

Most Goals Both Teams 4 Game Series: 33

vs Los Angeles, 1989 Smythe Division
Semi-Finals (Flames, Los Angeles 11)

Fewest Goals Both Teams 4 Game Series: 22

vs NY Rangers,
1980 Preliminary Round
(Flames 8, Rangers 14)

Most Goals Both Teams 5 Game Series: 48 (2x)

vs Edmonton,
1983 Smythe Division Finals
(Flames 13, Edmonton 35);
vs Los Angeles,
1988 Smythe Division Semi-Finals
(Flames 30, Los Angeles 18)

Fewest Goals Both Teams 5 Game Series: 23

vs Chicago,
1989 Campbell Conference Championship
(Flames 15, Chicago 8)

Most Goals Both Teams 6 Game Series: 61

vs Los Angeles,
1993 Smythe Division Semi-Finals
(Flames 28, Los Angeles 33)

Fewest Goals Both Teams 6 Game Series: 23

vs Detroit,
2004 Western Conference Semi-Finals
(Flames 11, Detroit 12)

Most Goals Both Teams 7 Game Series: 62

vs San Jose,
1995 Western Conference Quarter-Finals
(Flames 36, San Jose 26)

NHL RECORD

PLAYOFF SERIES (continued)

Fewest Goals Both Teams 7 Game Series: 27

vs Tampa Bay,
2004 Stanley Cup Finals
(Flames 14, Tampa Bay 13)

Most Power Play Goals For: 13

vs St. Louis,
1986 Campbell Conference Finals

Most Power Play Goals Against: 10

vs Los Angeles,
1990 Smythe Division Semi-Finals

Most Power Play Goals Both Teams: 18

vs St. Louis,
1986 Campbell Conference Finals
(Flames 13, St. Louis 5)

Most Shorthanded Goals For: 6

vs San Jose,
1995 Western Conference Quarter-Finals

TIES NHL RECORD

Most Shorthanded Goals Against: 5

vs Edmonton,
1983 Smythe Division Finals

Most Shorthanded Goals Both Teams: 7

vs Edmonton,
1983 Smythe Division Finals
(Flames 2, Edmonton 5)

TIES NHL RECORD

Most Shutouts For: 2 (2x)

vs Vancouver,
1989 Smythe Division Semi-Finals,

con't

Apr 8, 1989 (Vernon);
Apr 11, 1989 (Vernon)
vs Detroit,
2004 Western Conference Semi-Finals,
May 1, 2004 (Kiprusoff);
May 8, 2004 (Kiprusoff)

Most Shutouts Against: 1 (10x)

vs LA, 1976 Preliminary Round,
Apr 8, 1976 (Vachon);

vs PHIL, 1981 Quarter-Finals,
Apr 16, 1981 (St. Croix);

vs VAN, 1984 Smythe Division SF, Apr 7,
1984 (Brodeur);

vs MTL, 1986 Stanley Cup Finals,
May 22, 1986 (Roy);

vs VAN, 1994 Western Conference QF,
Apr 18, 1994 (McLean);

vs CHI, 1996 Western Conference QF,
Apr 19, 1996, (Belfour);

vs SJ, 2004 Western Conference SF,
May 13, 2004, (Nabokov);

vs TB, 2004 Stanley Cup Finals,
May 31, 2004, (Khabibulin)

vs. ANA, 2006 Western Conference QF,
May 3, 2006 (Bryzgalov)

vs. SJ, 2008 Western Conference QF,
Apr 10, 2008 (Nabokov)

PLAYOFF GAME

Most Goals: 9 (3x)

Apr 6, 1988 vs Los Angeles, 9-2;
Apr 21, 1993 vs Los Angeles, 9-4;
May 11, 1995 at San Jose, 9-2

Most Goals At Home: 9 (2x)

Apr 6, 1988 vs Los Angeles, 9-2;
Apr 21, 1993 vs Los Angeles, 9-4

Most Goals On Road: 9

May 11, 1995 at San Jose, 9-2

Most Goals Against: 12

Apr 10, 1990 at Los Angeles, 4-12

Most Goals Against At Home: 10

Apr 17, 1983 vs Edmonton, 2-10

Most Goals Against On Road: 12

Apr 10, 1990 at Los Angeles, 4-12

Most Decisive Win: 7 Goals (2x)

Apr 6, 1988 vs Los Angeles, 9-2;
May 11, 1995 at San Jose, 9-2

Most Decisive Win At Home: 7 Goals

Apr 6, 1988 vs Los Angeles, 9-2

Most Decisive Win On Road: 7 Goals

May 11, 1995 at San Jose, 9-2

Most Decisive Loss: 8 Goals (3x)

Apr 17, 1983 vs Edmonton, 2-10;

con't

Apr 20, 1983 at Edmonton, 1-9;
Apr 10, 1990 at Los Angeles, 4-12

Most Decisive Loss At Home: 8 Goals

Apr 17, 1983 vs Edmonton, 2-10

Most Decisive Loss On Road: 8 Goals (2x)

Apr 20, 1983 at Edmonton, 1-9;
Apr 10, 1990 at Los Angeles, 4-12

Most Power Play Goals For: 4 (2x)

May 4, 1986 vs St. Louis, 8-2;
Apr 20, 1994 vs Vancouver, 7-5

Most Power Play Goals Against: 4 (2x)

Apr 9, 1989 at Vancouver, 3-5;
Apr 7, 2004 at Vancouver, 3-5

Most Power Play Goals, Both Teams: 7

Apr 9, 1989 at Vancouver, 3-5,
Flames 3, Vancouver 4

Most Shorthanded Goals For: 2 (2x)

Apr 6, 1990 vs Los Angeles, 8-5;
May 11, 1995 at San Jose, 9-2

Most Shorthanded Goals Against: 3 (2x)

Apr 17, 1983 vs Edmonton, 2-10,
Apr 21, 2007 at Detroit, 1-5

TIES NHL RECORD

Fastest Opening Goal For: 0:20 (2x)

May 6, 1986 at St. Louis, 5-3, Joe Mullen;
May 11, 2004 at San Jose, 4-1, Marcus Nilson

PLAYOFF GAME (continued)

Fastest Opening Goal Against: 0:08

Apr 7, 1982 at Vancouver, 1-2,
Stan Smyl

Fastest Two Goals For: 0:15

May 5, 1981 at Minnesota, 4-7
3rd period, Gould (10:22)
and Dwyer (10:37)

Fastest Two Goals Against: 0:08

Apr 14, 1983 at Edmonton, 3-6,
3rd period, Messier (2:00)
and Hughes (2:08)

Fastest Two Goals Both Teams: 0:15

Apr 17, 1983 vs Edmonton, 2-10,
1st period, Gretzky (13:42)
and Reinhart (13:57)

Fastest Three Goals For: 3:14

Apr 21, 1993 vs Los Angeles, 9-4,
3rd period, Reichel (7:23),
Paslawski (8:14), and Fleury (10:37)

Fastest Three Goals Against: 0:23

Apr 12, 1979 at Toronto, 4-7,
1st period, Sittler (4:04 & 4:16)
and Ellis (4:27)

NHL RECORD

Fastest Three Goals Both Teams: 0:55

Apr 17, 1983 vs Edmonton, 2-10,
1st period, Gretzky (13:42),
Reinhart (13:57) and Gretzky (14:37)

Most Penalty Minutes For: 110

Apr 10, 1979 vs Toronto

Most Penalty Minutes Against: 110

Apr 24, 1986 vs Edmonton

Most Penalty Minutes Both Teams: 219

Apr 10, 1979 vs Toronto

Fewest Penalty Minutes For: 4 (5x)

May 19, 1995 vs San Jose (2 OT);
Apr 27, 2004 vs Detroit;
Jun 3, 2004 vs Tampa Bay
Apr 9, 2008 vs San Jose
Apr. 27, 2009 vs Chicago

Fewest Penalty Minutes Against: 2 (2x)

May 19, 1995 vs San Jose (2 OT)
Apr. 27 2009 vs Chicago

Fewest Penalty Minutes Both Teams: 6

May 19, 1995 vs San Jose (2 OT),
(Flames 4, San Jose 2)

Most Shots On Goal For: 60

May 19, 1995 vs San Jose, 4-5 (2 OT)

Most Shots On Goal Against: 65

Apr 11, 1981 at Chicago, 5-4 OT;
Apr 6, 1988 vs Los Angeles, 9-2

Most Shots On Goal Both Teams: 113

Apr 11, 1981 at Chicago, 5-4 OT,
(Flames 48, Chicago 65)

Fewest Shots On Goal For: 10

Apr 15, 2008 vs San Jose, 2-3

Fewest Shots On Goal Against: 15

Jun 7, 2004 at Tampa Bay, 1-2

Fewest Shots On Goal Both Teams: 32

Jun 7, 2004 at Tampa Bay, 1-2

PLAYOFF PERIOD

Most Goals For: 5

Apr 21, 1993 vs Los Angeles,

Most Goals Against: 5 (3x)

Apr 22, 1981 at Philadelphia,
4-9, 1st period;

Apr 20, 1983 at Edmonton,
1-9, 2nd period;

Apr 10, 1990 at Los Angeles,
4-12, 2nd period

Most Goals Both Teams: 9

Apr 10, 1990 at Los Angeles,
4-12, 2nd period, Flames 4, Los Angeles 5

Most Shots For: 22

Apr 6, 1988 vs Los Angeles,
9-2, 1st period, 4 goals

Most Shots Against: 27

Apr 10, 2008 at San Jose,
0-2, 2nd period, 2 goals

Most Shots Both Teams: 36

Apr 28, 1981 vs Minnesota,
1-4, 2nd period, Flames 18 shots, 1 goal,
Minnesota 18 shots, 2 goals

Fewest Shots For: 2 (7x)

Apr 17, 1981 at Philadelphia,
5-4, 3rd period, no goals;

May 14, 1986 vs St. Louis,
2-1, 3rd period, no goals;

May 22, 1986 at Montreal,

con't

0-1, 2nd period, no goals;

May 6, 1989 at Chicago,
5-2, 3rd period, two goals

Apr 15, 2004 at Vancouver,
2-1, 3rd period, one goal

May 29, 2004 vs Tampa Bay,
3-0, 1st period, no goals

Apr 15, 2008 vs San Jose,
2-3, 1st period, no goals

Fewest Shots Against: 2 (3x)

Apr 7, 1977 vs Los Angeles,
3-2, 2nd period, 1 goal;

Apr 7, 1988 vs Los Angeles,
6-4, 3rd period, 1 goal;

Apr 28, 1994 at Vancouver,
2-3 OT, 3rd period, no goals

Fewest Shots Both Teams: 7

May 29, 2004 vs Tampa Bay,
3-0, 1st period, Flames 2 shots, 0 goals,
Tampa Bay 5 shots, 0 goals

Most Power Play Goals For: 3 (3x)

May 4, 1986 vs St. Louis,
8-2, 3rd period, Patterson, Quinn, MacInnis;

May 12, 1986 at St. Louis,
5-6 OT, 2nd period, Quinn (2), Tonelli;

Apr 9, 1989 at Vancouver,
3-5, 3rd period, Otto, Fleury, Nieuwendyk

PLAYOFF PERIOD (continued)

Most Power Play Goals Against: 3

Apr 11, 1978 vs Detroit, 3-5, 1st period

Most Power Play Goals Both Teams: 5

Apr 9, 1989 at Vancouver, 3-5, 3rd period,
Flames (Otto, Fleury, Nieuwendyk),
Vancouver (Reinhart, Nordmark)

Most Shorthanded Goals For: 2

May 11, 1995 at San Jose, 9-2, 1st period,
Mike Sullivan and Ron Stern

Most Shorthanded Goals Against: 2 (2x)

Apr 14, 1985 vs Winnipeg, 3-5, 2nd period,
Smail, Boschman
Apr 21, 2007 at Detroit, 1-5, 2nd period,
Cleary (SH PS), Chelios

Most Shorthanded Goals Both Teams: 2 (4x)

Apr 14, 1983 at Edmonton, 3-6, 3rd period
(Flames, Reinhart - Edmonton, Messier);
Apr 14, 1985 vs Winnipeg, 3-5, 2nd period
(Winnipeg Smail, Boschman);
May 11, 1995 at San Jose, 9-2, 1st period,
Mike Sullivan and Ron Stern

con't

Apr 21, 2007 @ Detroit, 1-5, 2nd period,
Cleary (SH PS), Chelios

Most Penalty Minutes For: 94

Apr 10, 1979 vs Toronto, 1-2, 2nd period

Most Penalty Minutes Against: 87

Apr 10, 1979 vs Toronto, 1-2, 2nd period

Most Penalty Minutes Both Teams: 181

Apr 10, 1979 vs Toronto, 1-2, 2nd period
(Flames 94, Toronto 87)

Fewest Penalty Minutes For: 0 (54x),

Last time: Apr 27, 2009
vs Chicago, 1-4, 3rd period

Fewest Penalty Minutes Against: 0 (54x)

Last time: Apr 27, 2009
vs Chicago, 1-4, 3rd period

Fewest Penalty Minutes Both Teams: 0

Last time: Apr 22, 2007 vs Detroit, 1-2
(OTL), 2nd period
vs Tampa Bay, 2-3 (2 OT), 1st OT

OVERTIME

Most Overtime Games Playoff Year: 7 2004

Apr 17, vs Vancouver, 4-5 (3 OT), Morrison;
Apr 19, vs Vancouver, 3-2, Gelinias;
Apr 22, at Detroit, 2-1, Gelinias;
May 3, vs Detroit, 1-0, Gelinias;
May 9, at San Jose, 4-3, Montador;
Jun 3, at Tampa Bay, 3-2, Saprykin;
Jun 5, vs Tampa Bay, 2-3 (2 OT), St. Louis

Most Overtime Wins Playoff Year: 5 2004

Apr 19, vs Vancouver, 3-2, Gelinias;
Apr 22, at Detroit, 2-1, Gelinias;
May 3, vs Detroit, 1-0, Gelinias;
May 9, at San Jose, 4-3, Montador;
Jun 3, at Tampa Bay, 3-2, Saprykin

Most Overtime Losses Playoff Year: 3 (2x) 1986

Apr 20, at Edmonton, 5-6, Anderson;
May 12, at St. Louis, 5-6, Wickenheiser;
May 18, vs Montreal, 2-3, Skrudland

1994

Apr 26, vs Vancouver, 1-2, G Courtnall;
Apr 28, at Vancouver, 2-3, Linden;
Apr 30, vs Vancouver, 3-4, Bure

Longest Overtime Game: 50:02 OT

Apr 23, 1996 vs Chicago, 1-2, Joe Murphy

Longest Overtime Game At Home: 50:02 OT

Apr 23, 1996 vs Chicago, 1-2, Joe Murphy

Longest Overtime Game On Road: 38:08 OT

May 19, 1989 at Montreal, 3-4, Ryan Walter

Shortest Overtime Game: 0:09 OT

May 18, 1986 vs Montreal, 2-3,
Brian Skrudland
NHL RECORD

Shortest Overtime Game At Home: 0:09 OT

May 18, 1986 vs Montreal, 2-3,
Brian Skrudland
NHL RECORD

Shortest Overtime Game On Road: 0:12 OT

Apr 16, 2009 at Chicago, 2-3,
Martin Havlat

20 MINUTE OVERTIME

Most Shots For: 17

May 19, 1995 vs San Jose, 4-5 (2 OT),
1st OT period

Most Shots Against: 17

Apr 22, 2007 vs. Detroit, 1-2,
1st OT period

Most Shots Both Teams: 25

Apr 11, 1981 at Chicago, 5-4,
1st OT period;

May 19, 1995 vs San Jose, 4-5 (2 OT),
1st OT period

OTHER OVERTIME PERIODS

Most Shots For: 11 (3x)

Apr 11, 1981 at Chicago, 5-4, 2nd OT
Apr 15, 1989 vs Vancouver, 4-3, 1st OT
May 3, 2004 vs Detroit, 1-0, 1st OT

Most Shots Against: 12 (2x)

May 3, 2004 vs Detroit, 1-0, 1st OT
May 9, 2004 at San Jose, 4-3, 1st OT

Most Shots Both Teams: 22

Apr 15, 1989 vs Vancouver, 4-3,
1st OT, Flames 11, Vancouver 11

Fewest Shots For: 0 (7x)

Apr 8, 1980 at NY Rangers, 1-2, 1st OT;
Apr 20, 1986 at Edmonton, 5-6, 1st OT;
May 18, 1986 vs Montreal, 2-3, 1st OT;
Apr 17, 2004 vs Vancouver, 4-5, 3rd OT;
Jun 5, 2004 vs Tampa Bay, 2-3, 2nd OT
Apr 27, 2006 vs Anaheim, 2-3, 1st OT
Apr. 22, 2009 vs Chicago, 2-3, 1st OT

Fewest Shots Against: 0 (4x)

Apr 10, 1983 at Vancouver, 4-3, 1st OT;
Apr 13, 1984 at Edmonton, 6-5, 1st OT;
Apr 20, 1984 vs Edmonton, 5-4, 1st OT;
Apr 19, 2004 at Vancouver, 3-2, 1st OT

Fewest Shots Both Teams: 1 (5x)

Apr 20, 1984 vs Edmonton, 5-4,
1st OT period, Flames 1, Edmonton 0;
Apr 20, 1986 at Edmonton, 5-6,
1st OT period, Flames 0, Edmonton 1;
May 18, 1986 vs Montreal, 2-3,
1st OT period, Flames 0, Montreal 1
Apr 27, 2006 vs Anaheim, 2-3,
1st OT period, Flames 0, Anaheim 1
Apr. 22, 2009 vs Chicago, 2-3
1st OT period, Flames 0, Chicago 1

INDIVIDUAL RECORDS

PLAYOFF CAREERS

Most Games: 99

Jim Peplinski, 1980-89

Most Goals: 35

Joe Mullen, 1986-90

Most Assists: 77

Al MacInnis, 1983-94

Most Points: 102

Al MacInnis, 1983-94

Most Penalty Minutes: 382

Jim Peplinski, 1980-89

Most Wins By A Goaltender: 43

Mike Vernon, 1986-94

PLAYOFF YEAR

Most Goals: 16

Joe Mullen, 1989

Most Assists: 24

Al MacInnis, 1989

Most Penalty Minutes: 108

Tim Hunter, 1986

Most Points: 31

Al MacInnis, 1989, 7 goals, 24 assists

Most Wins By A Goaltender: 16

Mike Vernon, 1989,
TIES NHL RECORD

Most Consecutive Games Scoring Points: 19

Al MacInnis, 1989-90 Apr 13,
1989 to May 25, 1989 (17 games), and
Apr 4, 1990 to Apr 6, 1990
(2 games), 9 goals, 20 assists,
29 points

PLAYOFF SERIES

Most Goals For: 7 (2x)

Hakan Loob vs Los Angeles,
1988 Smythe Division Semi-Finals
(5 games);

Theoren Fleury vs San Jose, 1995
Western Conference Quarter-Finals
(7 games)

Most Goals Against: 8

Mark Messier, Edmonton, 1984
Smythe Division Finals (7 games)

Most Powerplay Goals For: 5

Ken Houston, 1981
Quarter Finals vs Philadelphia
TIES NHL RECORD

Most Assists For: 11

Al MacInnis vs Edmonton,
1984 Smythe Division Finals
(7 games)

Most Assists Against: 9 (2x)

Ken Linseman, Philadelphia,
1981 Quarter-Finals (7 games);
Wayne Gretzky, Edmonton,
1984 Smythe Division Finals (7 games)

PLAYOFF SERIES (continued)

Most Points For: 14

Theoren Fleury vs San Jose,
1995 Western Conference Quarter-Finals
(7 games), 7 goals, 7 assists

Most Points Against: 14

Wayne Gretzky, Edmonton,
1983 Smythe Division Finals (5 games),
6 goals, 8 assists

Most Penalty Minutes For: 61

Willi Plett vs Philadelphia,
1981 Quarter-Finals (7 games)

Most Penalty Minutes Against: 53

Charlie Bourgeois, St. Louis,
1986 Campbell Conference Finals
(7 games)

PLAYOFF GAME

Most Goals For: 4

Theoren Fleury at San Jose,
1995 Western Conference Quarter-Finals,
Game 4, May 13, 1995

Most Goals Against: 4 (2x)

Mark Messier, Edmonton,
1983 Smythe Division Finals,
Game 1, Apr 14, 1983;

Wayne Gretzky, Edmonton,
1983 Smythe Division Finals,
Game 3, Apr 17, 1983

Most Assists For: 4 (2x)

Kent Nilsson vs Vancouver,
1983 Smythe Division Semi-Finals,
Game 2, Apr 7, 1983;

Theoren Fleury at San Jose,
1995 Western Conference Quarter-Finals,
Game 3, May 11, 1995

Most Assists Against: 4 (2x)

Ken Linseman, Philadelphia,
1981 Quarter-Finals,
Game 5, Apr 22, 1981;

Wayne Gretzky, Los Angeles,
1990 Smythe Division Semi-Finals,
Game 4, Apr 10, 1990

Most Points For: 5 (2x)

Al MacInnis vs Vancouver,
1994 Western Conference Quarter-Finals,
Game 2, Apr 20, 1994, 2 goals, 3
assists;

Theoren Fleury at San Jose,
1995 Western Conference Quarter-Finals,
Game 3, May 11, 1995, 4 goals, 1
assist

Most Points Against: 7

Wayne Gretzky, Edmonton,
1983 Smythe Division Finals,
Game 3, Apr 17, 1983, 4 goals, 3
assists

NHL RECORD

Most Penalty Minutes For: 31

Willi Plett vs Philadelphia,
1981 Quarter-Finals,
Game 5, Apr 22, 1981, 3 minors, 1
major, 2 game misconducts

Most Penalty Minutes Against: 32

Dave Williams, Toronto,
1979 Preliminary Round,
Game 1, Apr 10, 1979, 1 minor, 2
majors,
1-10 minute misconduct, 1 game
misconduct

PLAYOFF PERIOD

Most Goals For: 2 (18x)

Al MacInnis, (3x)
vs Montreal,
1989 Stanley Cup Championship,
Game 1, 1st period, May 14, 1989;
vs Los Angeles,
1990 Smythe Division Semi-Finals,
Game 1, 1st period, Apr 4, 1990;
vs Vancouver,
1994 Western Conference Quarter-Finals,
Game 2, 1st period, Apr 20, 1994;

Doug Gilmour, (2x)
vs Los Angeles,
1989 Smythe Division Finals,
Game 2, 1st period, Apr 20, 1989;
at Los Angeles,
1989 Smythe Division Finals,
Game 3, 3rd period, Apr 22, 1989;

Dan Quinn, (2x)
vs St. Louis,
1986 Campbell Conference Finals,
Game 5, 2nd period, May 10, 1986;

at St. Louis,
1986 Campbell Conference Finals,
Game 6, 2nd period, May 12, 1986;

Eric Vail vs NY Rangers,
1980 Preliminary Round,
Game 3, 2nd period, Apr 11, 1980;

Randy Holt vs Philadelphia,
1981 Quarter-Finals,
Game 4, 3rd period, Apr 20, 1981;

Paul Reinhart at Edmonton,
1983 Smythe Division Finals,
Game 1, 3rd period, Apr 14, 1983;

Doug Risebrough vs St. Louis,
1986 Campbell Conference Finals,
Game 2, 1st period, May 2, 1986;

Mike Bullard,
1987 Smythe Division Semi-Finals,
Game 2, 2nd period, Apr 9, 1987;

PLAYOFF PERIOD (continued)

con't

Mike Sullivan at San Jose,
1995 Western Conference Quarter-Finals,
Game 3, May 11, 1995;

Theoren Fleury at San Jose,
1995 Western Conference Quarter-Finals,
Game 4, May 13, 1995;

Steve Chiasson vs Chicago,
1996 Western Conference Quarter-Finals,
Game 3, Apr 21, 1996;

Jarome Iginla vs Anaheim
2006 Western Conference Quarter-Finals,
Game 4, 3rd period, Apr 27, 2006;

David Moss vs Chicago
2009 Western Conference Quarter-Finals
Game 3, 3rd period, Apr 20, 2009;

Olli Jokinen vs Chicago
2009 Western Conference Quarter-Finals
Game 4, 2nd period, Apr 22, 2009

Most Goals Against: 3

Rick MacLeish, Philadelphia,
1974 Quarter-Finals,
Game 2, 2nd period, Apr 11, 1974;

Brian Propp, Philadelphia,
1981 Quarter-Finals,
Game 5, 1st period, Apr 22, 1982
TIES NHL RECORD

Most Assists For: 2 (42x)

Al MacInnis, (7x)
vs Edmonton,
1984 Smythe Division Finals,
Game 5, 2nd period, Apr 18, 1984;

vs Edmonton,
1984 Smythe Division Finals,
Game 6, 1st period, Apr 20, 1984;

vs St. Louis,
1986 Campbell Conference Finals,
Game 1, 2nd period, May 2, 1986;

vs St. Louis,
1986 Campbell Conference Finals,
Game 2, 3rd period, May 4, 1986;

vs Vancouver,
1989 Smythe Division Semi-Finals,
Game 4, 3rd period, Apr 9, 1989;

vs Vancouver,
1989 Smythe Division Semi-Finals,
Game 7, 1st period, Apr 15, 1989;

vs Los Angeles,
1993 Smythe Division Semi-Finals,
Game 2, 3rd period, Apr 21, 1993;

Gary Roberts, (4x)
at Los Angeles,
1989 Smythe Division Finals,
Game 3, 3rd period, Apr 22, 1989;

at Los Angeles,
1990 Smythe Division Semi-Finals,
Game 4, 2nd period, Apr 10, 1990;

at Edmonton,
1991 Smythe Division Semi-Finals,
Game 4, 1st period, Apr 10, 1991;

vs Los Angeles,
1993 Smythe Division Semi-Finals,
Game 2, 2nd period, Apr 21, 1993;

Guy Chouinard, (4x)

con't

vs NY Rangers,
1980 Preliminary Round,
Game 3, 2nd period, Apr 11, 1980;

vs Philadelphia,
1981 Quarter-Finals,
Game 2, 2nd period, Apr 17, 1981;

vs Philadelphia,
1981 Quarter-Finals,
Game 7, 1st period, Apr 26, 1981;

vs Vancouver,
1983 Smythe Division Semi-Finals,
Game 2, 2nd and 3rd periods;

Paul Reinhart, (3x)
vs Chicago,
1981 Preliminary Round,
Game 1, 3rd period, Apr 8, 1981;
vs St. Louis,
1986 Campbell Conference Finals,
Game 2, 3rd period, May 4, 1986;
at St. Louis,
1986 Campbell Conference Finals,
Game 6, 2nd period, May 12, 1986;

Gary Suter, (3x)
vs Los Angeles,
1988 Smythe Division Semi-Finals,
Game 1, 1st period, Apr 6, 1988;

vs Vancouver,
1989 Smythe Division Semi-Finals,
Game 4, 1st period, Apr 9, 1989;

vs Edmonton,
1991 Smythe Division Semi-Finals,
Game 5, 1st period, Apr 12, 1991;

Jim Peplinski, (2x)
vs Philadelphia,
1981 Quarter-Finals,
Game 4, 3rd period, Apr 20, 1981;
vs Montreal,
1986 Stanley Cup Finals,
Game 1, 3rd period, May 16, 1986;

Rob Ramage, (2x)
vs Los Angeles,
1989 Smythe Division Finals,
Game 4, 1st period, Apr 24, 1989;
vs Montreal,
1989 Stanley Cup Championship,
Game 5, 1st period, May 23, 1989;

Sergei Makarov, (2x)
vs Los Angeles,
1990 Smythe Division Semi-Finals,
Game 2, 2nd period, Apr 6, 1990;
at Los Angeles,
1990 Smythe Division Semi-Finals,
Game 4, 2nd period;

Kent Nilsson,
vs Chicago,
1981 Preliminary Round,
Game 1, 2nd period, Apr 8, 1981;

Bob Murdoch
vs Minnesota,
1981 Semi-Finals,
Game 4, 3rd period, May 5, 1981;

Doug Risebrough vs Winnipeg,
1985 Smythe Division Semi-Finals,
Game 1, 2nd period, Apr 10, 1985;

PLAYOFF PERIOD (continued)

con't

Terry Johnson at Winnipeg,
1986 Smythe Division Semi-Finals,
Game 3, 1st period, Apr 12, 1986;

John Tonelli at Edmonton,
1986 Smythe Division Finals,
Game 1, 1st period, Apr 18, 1986;

Neil Sheehy vs St. Louis,
1986 Campbell Conference Finals,
Game 2, 1st period, May 4, 1986;

Joel Otto vs Montreal,
1989 Stanley Cup Championship,
Game 1, 1st period, May 14, 1989;

Phil Housley vs San Jose,
1995 Western Conference Quarter-Finals,
Game 1, 3rd period, May 7, 1995;

Mike Sullivan vs San Jose,
1995 Western Conference Quarter-Finals,
Game 2, 1st period, May 9, 1995;

German Titov at San Jose,
1995 Western Conference Quarter-Finals,
Game 3, 3rd period, May 11, 1995;

Ron Stern vs Chicago,
1996 Western Conference Quarter-Finals,
Game 3, Apr 21, 1996;

Robyn Regehr vs Vancouver,
2004 Western Conference Quarter-Finals,
Game 6, 2nd Period, Apr 17, 2004;

Martin Gelas vs Detroit,
2004 Western Conference Semi-Finals,
Game 3, 2nd Period, Apr 27, 2004;

Andrew Ference vs Anaheim
2006 Western Conference Quarter Finals
Game 4, 3rd period, April 27, 2006;

Eric Nystrom vs Chicago
2009 Western Conference Quarter-Finals
Game 4, 2nd period, Apr 22, 2009;

Most Assists Against: 3 (2x)

Ken Linseman, Philadelphia,
1981 Quarter-Finals,
Game 5, 1st period, Apr 22, 1981;

Dave Ellett, Winnipeg,
1987 Smythe Division Semi-Finals,
Game 6, 1st period, Apr 16, 1987

TIES NHL RECORD

Most Points For: 3 (6x)

Al MacInnis vs St. Louis,
1986 Campbell Conference Finals,
Game 2, 3rd period, May 4, 1986,
1 goal, 2 assists;

Dan Quinn at St. Louis,
1986 Campbell Conference Finals,
Game 6, 2nd period, May 12, 1986,
2 goals, 1 assist;

Theoren Fleury vs Edmonton,
1991 Smythe Division Semi-Finals,
Game 7, 1st period, Apr 16, 1991,
1 goal, 2 assists;

Al MacInnis vs Vancouver,
1994 Western Conference Quarter-Finals,
Game 2, 1st period, Apr 20, 1994,
2 goals, 1 assist;

Steve Chiasson vs Chicago,
1996 Western Conference Quarter-Finals,
Game 3, Apr 21, 1996,
2 goals, 1 assist

Olli Jokinen vs Chicago
2009 Western Conference Quarter-Finals

con't

Game 4, 2nd period, Apr 22, 2009
2 goals, 1 assist

Most Points Against: 3 (12x)

Wayne Gretzky, Edmonton, (2x)
1983 Smythe Division Finals,
Game 3, 1st period, Apr 17, 1983,
2 goals, 1 assist;

1990 Smythe Division Semi-Finals,
Game 4, 2nd period, Apr 10, 1990,
1 goal, 2 assists;

Rick MacLeish, Philadelphia,
1974 Quarter-Finals,
Game 2, 2nd period, Apr 11, 1974,
3 goals;

Vaclav Nedomansky, Detroit,
1978 Preliminary Round,
Game 1, 1st period, Apr 11, 1978,
1 goal, 2 assists;

Brian Propp, Philadelphia,
1981 Quarter-Finals,
Game 5, 1st period, Apr 22, 1981,
3 goals;

Ken Linseman, Philadelphia,
1981 Quarter-Finals,
Game 5, 1st period, Apr 22, 1981,
3 assists;

Greg Paslawski, St. Louis,
1986 Campbell Conference Finals,
Game 6, 3rd period, May 12, 1986,
2 goals, 1 assist;

Mats Naslund, Montreal,
1986 Stanley Cup Finals,
Game 3, 1st period, May 20, 1986,
2 goals, 1 assist;

Dave Ellett, Winnipeg,
1987 Smythe Division Semi-Finals,
Game 6, 1st period,
3 assists;

Tomas Sandstrom, Los Angeles,
1990 Smythe Division Semi-Finals,
Game 4, 2nd period, Apr 10, 1990,
1 goal, 2 assists

Jeremy Roenick, San Jose,
2008 Western Conference Quarter-Finals,
Game 7, 2nd period, Apr 22, 2008,
2 goals, 1 assist

Kris Versteeg, Chicago
2009 Western Conference Quarter-Finals
Game 4, 2nd period, Apr 22, 2009
1 goal, 2 assists

Most Penalty Minutes For: 30

Curt Bennett vs Philadelphia,
1974 Quarter-Finals,
Game 3, 2nd period, Apr 12, 1974,
2 majors, 1 10-minute misconduct,
1 game misconduct

Most Penalty Minutes Against: 35

Dave Semenko, Edmonton,
1983 Smythe Division Finals,
Game 3, 1st period, Apr 17, 1983,
1 major, 1 10-minute misconduct,
1 game misconduct, 1 match penalty

Fastest Two Goals, One Player: 1:37

Dan Quinn at St. Louis,
1986 Campbell Conference Finals,
Game 6, 2nd period, May 12, 1986,
0:20 and 1:57 vs Rick Wamsley

FLAMES ALL TIME SERIES RECORD

2008-09	Lost to Chicago	2 - 4	Western Conference Quarter-Final
2007-08	Lost to San Jose	3 - 4	Western Conference Quarter-Final
2006-07	Lost to Detroit	2 - 4	Western Conference Quarter-Final
2005-06	Lost to Anaheim	3 - 4	Western Conference Quarter-Final
2004-05	NHL Lockout		
2003-04	Defeated Vancouver	4 - 3	Western Conference Quarter-Final
	Defeated Detroit	4 - 2	Western Conference Semi-Final
	Defeated San Jose	4 - 2	Western Conference Final
	Lost to Tampa Bay	3 - 4	Stanley Cup Final
2002-03	Missed Playoffs		
2001-02	Missed Playoffs		
2000-01	Missed Playoffs		
1999-00	Missed Playoffs		
1998-99	Missed Playoffs		
1997-98	Missed Playoffs		
1996-97	Missed Playoffs		
1995-96	Lost to Chicago	0 - 4	Western Conference Quarter-Final
1994-95	Lost to San Jose	3 - 4	Western Conference Quarter-Final
1993-94	Lost to Vancouver	3 - 4	Western Conference Quarter-Final
1992-93	Lost to Los Angeles	2 - 4	Division Semi-Final
1991-92	Missed Playoffs		
1990-91	Lost to Edmonton	3 - 4	Division Semi-Final
1989-90	Lost to Los Angeles	2 - 4	Division Semi-Final
1988-89	Defeated Vancouver	4 - 3	Division Semi-Final
	Defeated Los Angeles	4 - 0	Smythe Division Final
	Defeated Chicago	4 - 1	Campbell Conference Final
	Defeated Montreal	4 - 2	Stanley Cup Final
1987-88	Defeated Los Angeles	4 - 1	Division Semi-Final
	Lost to Edmonton	0 - 4	Smythe Division Final
1986-87	Lost to Winnipeg	2 - 4	Division Semi-Final
1985-86	Defeated Winnipeg	3 - 0	Division Semi-Final
	Defeated Edmonton	4 - 3	Smythe Division Final
	Defeated St. Louis	4 - 3	Campbell Conference Final
	Lost to Montreal	1 - 4	Stanley Cup Final
1984-85	Lost to Winnipeg	1 - 3	Division Semi-Final
1983-84	Defeated Vancouver	3 - 1	Division Semi-Final
	Lost to Edmonton	3 - 4	Smythe Division Final
1982-83	Defeated Vancouver	3 - 1	Division Semi-Final
	Lost to Edmonton	1 - 4	Smythe Division Final
1981-82	Lost to Vancouver	0 - 3	Division Semi-Final
1980-81	Defeated Chicago	3 - 0	Preliminary Round
	Defeated Philadelphia	4 - 3	Quarter-Finals
	Lost to Minnesota	2 - 4	Semi-Finals
1979-80	Lost to NY Rangers	1 - 3	Preliminary Round
1978-79	Lost to Toronto	0 - 2	Preliminary Round
1977-78	Lost to Detroit	0 - 2	Preliminary Round
1976-77	Lost to Los Angeles	1 - 2	Preliminary Round
1975-76	Lost to Los Angeles	0 - 2	Preliminary Round
1974-75	Missed Playoffs		
1973-74	Lost to Philadelphia	0 - 4	Quarter-Finals
1972-73	Missed Playoffs		

WON-LOSS
RECORD

SERIES
RECORD

RECORD IN
1st ROUND

RECORD IN
2nd ROUND

RECORD IN
3rd ROUND

RECORD IN
CUP FINALS

92-99

15-19

7-13

4-3

3-1

1-2

CONFERENCE CHAMPIONSHIPS

STANLEY CUP CHAMPIONSHIPS

3

1

YEARS IN PLAYOFFS ~ 20 OF 28 YEARS (0.714%)

* excludes Atlanta Flames

CALGARY FLAMES ALL TIME ROSTER

PLAYER	SEASONS	FLAMES CAREER SCORING					PLAYOFF CAREER SCORING					NO.
		GP	G	A	PTS	PIM	GP	G	A	PTS	PIM	
Adduono, Rick	1979-80	3	0	0	0	2	-	-	-	-	-	17
Ahola, Peter	1993-94	2	0	0	0	2	-	-	-	-	-	38
Albelin, Tommy	1995-96 to 2000-01	339	12	59	71	92	4	0	0	0	0	5
Allison, Jamie	2001-02	101	3	10	13	163	-	-	-	-	-	7, 2, 33
Amonte, Tony	2005-06 to 2006-07	161	24	48	72	83	13	2	2	4	10	10
Andersson, Erik	1997-98	12	2	1	3	8	-	-	-	-	-	29
Andersson, Niklas	2000-01	11	0	1	1	4	-	-	-	-	-	25
Arnason, Chuck	1973-74	33	7	6	13	13	-	-	-	-	-	14
Ashton, Brent	1992-93	32	8	11	19	41	6	0	3	3	2	15
Aucoin, Adrian	2007-08 to 2008-09	157	20	49	69	83	13	2	4	6	6	33
Backlund, Mikael	2008-09	1	0	0	0	0	0	0	0	0	0	60
Bartel, Robin	1985-86	1	0	0	0	0	6	0	0	0	16	15
Bassen, Bob	1998-99	41	1	2	3	35	-	-	-	-	-	28
Baxter, Paul	1983-84 to 1986-87	209	16	39	55	568	30	0	4	4	120	4
Beaudoin, Serge	1979-80	3	0	0	0	0	-	-	-	-	-	24
Beers, Eddy	1981-82 to 1985-86	226	87	105	192	232	22	4	6	10	39	27
Begin, Steve	1997-98 & 1999-00 to 2002-03	123	11	7	18	192	-	-	-	-	-	57, 7, 26, 33
Belak, Wade	1998-99 to 2000-01	72	0	3	3	218	-	-	-	-	-	29, 4
Belanger, Yves	1977-78 to 1978-79	22	0	0	0	0	-	-	-	-	-	31
Bennett, Curt	1972-73 to 1977-78 & 1979-80	405	126	140	266	190	9	1	1	2	45	5, 2
Berezan, Perry	1984-85 to 1988-89	152	31	42	73	154	20	2	5	7	30	21
Bergqvist, Jonas	1989-90	22	2	5	7	10	-	-	-	-	-	18
Bernhardt, Tim	1982-83	6	0	0	0	0	-	-	-	-	-	29
Bertuzzi, Todd	2008-09	66	15	29	44	74	6	1	1	2	8	7
Berube, Craig	2001-02 to 2002-03	234	10	17	27	628	6	0	1	1	21	23, 16, 27
Betts, Blair	2001-02 to 2003-04	35	3	5	8	12	-	-	-	-	-	15
Bialowas, Dwight	1973-74 to 1974-75	48	3	9	12	22	-	-	-	-	-	22
Bodak, Bob	1987-88	3	0	0	0	22	-	-	-	-	-	28
Boldirev, Ivan	1978-79 to 1979-80	65	22	32	54	26	2	0	2	2	2	12
Bolduc, Dan	1983-84	2	0	1	1	0	1	0	0	0	0	32
Borschevsky, Nikolai	1994-95	8	0	5	5	7	-	-	-	-	-	16
Botterill, Jason	1999-00 & 2001-02	6	1	0	1	2	-	-	-	-	-	17, 20
Botting, Cam	1975-76	2	0	1	1	0	-	-	-	-	-	24
Bouchard, Dan	1972-73 to 1980-81	398	0	16	16	146	12	0	0	0	0	30
Bouchard, Joel	1994-95 to 1997-98	126	9	12	21	106	-	-	-	-	-	34, 5, 6
Boucher, Bryan	2005-06	3	0	0	0	0	-	-	-	-	-	33
Boughner, Bob	2001-02 to 2002-03	148	5	18	23	293	-	-	-	-	-	6
Bourgeois, Charles	1981-82 to 1985-86	162	12	34	46	430	15	0	1	1	51	2, 28
Bourque, Rene	2008-09	58	21	19	40	70	5	1	0	1	22	17
Bowness, Rick	1975-76 to 1976-77	33	0	4	4	29	-	-	-	-	-	15
Boyd, Dustin	2006-07 to 2008-09	132	20	18	38	30	5	1	0	1	0	41, 16
Bozek, Steve	1983-84 to 1987-88	261	64	79	143	80	31	7	7	14	53	26
Bradley, Brian	1985-86 to 1987-88	45	10	19	29	16	1	0	0	0	0	14
Brathwaite, Fred	1998-99 to 2000-01	138	0	3	3	45	-	-	-	-	-	40
Bridgman, Mel	1981-82 to 1982-83	142	45	80	125	197	12	5	4	9	47	26
Brigley, Travis	1997-98 & 1999-00	19	0	2	2	6	-	-	-	-	-	43, 26
Brochu, Martin	2000-01	0	0	0	0	0	-	-	-	-	-	30
Brown, Arnie	1972-73 to 1973-74	63	3	6	9	46	4	0	0	0	0	19
Brubaker, Jeff	1983-84	4	0	0	0	19	-	-	-	-	-	29
Bucyk, Randy	1987-88	2	0	0	0	0	-	-	-	-	-	18
Bullard, Mike	1986-87 to 1987-88	136	76	81	157	102	12	4	5	9	8	22, 25
Bure, Valeri	1997-98 to 2000-01	256	93	99	192	100	-	-	-	-	-	8
Bureau, Marc	1989-90 to 1990-91 & 1999-00	19	1	3	4	8	-	-	-	-	-	33, 7

CALGARY FLAMES ALL TIME ROSTER

PLAYER	SEASONS	FLAMES CAREER SCORING					PLAYOFF CAREER SCORING					NO.
		GP	G	A	PTS	PIM	GP	G	A	PTS	PIM	
Buzek, Petr	2001-02 to 2002-03	76	4	8	12	28	-	-	-	-	-	8
Byers, Jerry	1974-75	12	1	1	2	9	-	-	-	-	-	10
Cammalleri, Michael	2008-09	81	39	43	82	44	6	1	2	3	2	13
Carr, Gene	1978-79	30	3	8	11	6	1	0	0	0	0	14
Carriere, Larry	1975-76 to 1976-77	100	6	18	24	112	1	0	0	0	2	23
Cassels, Andrew	1997-98 to 1998-99	151	29	52	81	50	-	-	-	-	-	21
Cavallini, Gino	1984-85 to 1985-86	54	13	17	30	40	3	0	0	0	4	6
Charron, Eric	1997-98 to 1999-00	35	0	1	1	55	-	-	-	-	-	38, 36
Chernomaz, Richard	1987-88 to 1988-89 & 1991-92	14	1	0	1	6	-	-	-	-	-	15, 33 16
Chiasson, Steve	1994-95 to 1996-97	168	15	59	74	133	11	3	3	6	9	21
Chorske, Tom	1998-99	7	0	0	0	2	-	-	-	-	-	26
Chouinard, Guy	1974-75 to 1982-83	514	193	336	529	110	41	9	26	35	12	10, 16, 7
Christie, Ryan	2001-02	2	0	0	0	0	-	-	-	-	-	39
Christoff, Steve	1982-83	45	9	8	17	4	1	0	0	0	0	11
Chucko, Kris	2008-09	2	0	0	0	2	0	0	0	0	0	62
Churla, Shane	1987-88 to 1988-89	34	1	5	6	158	7	0	1	1	17	15
Clark, Chris	1999-00 to 2003-04	278	35	36	71	363	26	3	3	6	30	7, 17, 26
Clement, Bill	1975-76 to 1981-82	444	85	139	224	197	32	3	3	6	14	10
Comeau, Rey	1972-73 to 1977-78	468	88	126	214	153	9	2	1	3	8	18
Commodore, Mike	2002-03 to 2003-04	18	0	1	1	44	20	0	2	2	19	2
Conacher, Pat	1995-96	7	0	0	0	0	-	-	-	-	-	11
Conroy, Craig	2000-01 to 2003-04 & 2006-07 to 2008-09	426	92	199	291	243	45	7	15	22	28	22, 24
Corbet, Rene	1998-99 to 1999-00	68	9	14	23	70	-	-	-	-	-	20
Courteau, Yves	1984-85	18	2	5	7	4	1	0	0	0	0	25
Cowan, Jeff	1999-00 to 2001-02	83	14	5	19	130	-	-	-	-	-	38
Coxe, Craig	1987-88	7	2	3	5	32	2	1	0	1	16	18
Craig, Jim	1979-80	4	0	0	0	0	-	-	-	-	-	1
Curtale, Tony	1980-81	2	0	0	0	0	-	-	-	-	-	3
Cyr, Denis	1980-81 to 1982-83	66	14	15	29	13	-	-	-	-	-	9, 12
D'Amour, Marc	1985-86	16	0	0	0	22	-	-	-	-	-	1
Dadswell, Doug	1986-87 to 1987-88	27	0	2	2	2	-	-	-	-	-	36
Dahl, Kevin	1992-93 to 1995-96 & 1997-98	179	7	22	29	149	16	0	2	2	12	4
Dahlquist, Chris	1992-93 to 1993-94	151	4	18	22	118	7	3	1	4	4	5
Deadmarsh, Butch	1972-73 to 1973-74	61	7	1	8	97	4	0	0	0	17	10
DeGray, Dale	1985-86 to 1986-87	28	6	7	13	29	-	-	-	-	-	28
Dingman, Chris	1997-98 to 1998-99	72	3	3	6	166	-	-	-	-	-	7
Dollas, Bobby	1999-00	49	3	7	10	28	-	-	-	-	-	4
Dome, Robert	2002-03	1	0	0	0	0	-	-	-	-	-	38
Domenichelli, Hnat	1996-97 to 1999-00	96	20	23	43	31	-	-	-	-	-	17
Donovan, Shean	2002-03 to 2005-06	175	28	37	65	161	31	5	5	10	29	16
Dowd, Jim	1997-98	48	6	8	14	12	-	-	-	-	-	34
Dubinsky, Steve	1998-99 to 1999-00	84	4	11	15	18	-	-	-	-	-	18
Drury, Chris	2002-03	80	23	30	53	33	-	-	-	-	-	37, 18
Drury, Ted	1993-94	34	5	7	12	26	-	-	-	-	-	27
Dunn, Richie	1982-83	80	3	11	14	47	9	1	1	2	8	6
DuPont, Micki	2001-02 to 2002-03	18	1	2	3	6	-	-	-	-	-	42
Dwyer, Mike	1980-81 to 1981-82	9	0	3	3	4	1	1	0	1	0	29, 26
Eakin, Bruce	1981-82 & 1983-84 to 1984-85	9	2	1	3	4	-	-	-	-	-	19, 22, 25, 32
Eakins, Dallas	2000-01 to 2001-02	20	0	1	1	15	-	-	-	-	-	4, 20, 26

CALGARY FLAMES ALL TIME ROSTER

PLAYER	SEASONS	FLAMES CAREER SCORING					PLAYOFF CAREER SCORING					NO.
		GP	G	A	PTS	PIM	GP	G	A	PTS	PIM	
Eaves, Mike	1983-84 to 1985-86	117	28	65	93	30	19	5	5	10	10	7, 17
Ecclestone, Tim	1974-75 to 1977-78	220	28	62	90	92	4	0	2	2	6	14
Edwards, Don	1982-83 to 1984-85	114	0	3	3	6	11	0	0	0	0	1
Eisenhut, Neil	1994-95	3	0	0	0	0	-	-	-	-	-	35
Eloranta, Kari	1981-82 to 1984-85 & 1985-86	255	12	96	108	149	21	1	7	8	19	8, 20, 32
Engblom, Brian	1986-87	32	0	4	4	28	-	-	-	-	-	6
Eriksson, Anders	2007-08 to 2008-09	61	1	17	18	36	5	0	1	1	2	8
Esau, Len	1993-94 to 1994-95	7	0	3	3	7	-	-	-	-	-	36, 28
Evans, Brennan	2003-04	-	-	-	-	-	2	0	0	0	0	43
Evason, Dean	1995-96	67	7	7	14	38	3	0	1	1	0	20
Fata, Rico	1998-99 to 2000-01	27	0	1	1	10	-	-	-	-	-	62, 44, 15
Feasterstone, Glen	1996-97	13	1	3	4	19	-	-	-	-	-	4
Fenton, Paul	1990-91	31	5	7	12	10	5	0	0	0	2	12
Ference, Brad	2006-07	5	0	0	0	2	0	0	0	0	0	8
Ference, Andrew	2002-03 to 2006-07	224	10	53	63	210	33	0	7	7	37	21
Ferguson, Craig	1995-96	8	0	0	0	4	-	-	-	-	-	38
Flett, Bill	1975-76 to 1976-77	102	27	21	48	36	2	0	0	0	0	9
Fleury, Theoren	1988-89 to 1998-99	791	364	466	830	1339	59	29	33	62	97	14
Forslund, Tomas	1991-92 to 1992-93	44	5	11	16	12	-	-	-	-	-	27
Foti, Nick	1985-86 to 1986-87	51	5	4	9	166	11	0	1	1	34	22
Fox, Greg	1977-78 to 1978-79	80	1	14	15	95	2	0	1	1	8	2
Friesen, Jeff	2006-07	72	6	6	12	34	5	0	0	0	2	16
Freer, Mark	1993-94	2	0	0	0	4	-	-	-	-	-	16
Fuhr, Grant	1999-00	23	0	0	0	2	-	-	-	-	-	31
Gagner, Dave	1996-97	82	27	33	60	48	-	-	-	-	-	51
Garner, Tyrone	1997-98 to 1998-99	3	0	0	0	0	-	-	-	-	-	37, 1
Gauthier, Denis	1997-98 to 2003-04	384	13	45	58	515	6	0	1	1	4	24, 3
Gavey, Aaron	1996-97 to 1997-98	67	9	12	21	58	-	-	-	-	-	23
Gelinas, Martin	2002-03 to 2003-04	157	38	49	87	121	26	8	7	15	35	23
Germyn, Carsen	2005-06 to 2006-07	4	0	0	0	0	-	-	-	-	-	39
Gibbs, Barry	1974-75 to 1977-78	208	13	55	68	218	5	1	0	1	4	2
Giguere, Jean-Sebastien	1998-99 to 1999-00	22	0	1	1	6	-	-	-	-	-	47
Gilmour, Doug	1988-89 to 1991-92	266	81	214	295	286	35	15	13	28	28	39
Giordano, Mark	2005-06 to 2006-07 2008-09	113	9	26	35	103	-	-	-	-	-	46, 5
Glencross, Curtis	2008-09	74	13	27	40	42	6	0	3	3	12	20
Glynn, Brian	1987-88 & 1989-90	68	5	14	19	87	1	0	0	0	0	32
Godard, Eric	2006-07 to 2007-08	83	1	2	3	221	5	0	0	0	0	17
Godnyuk, Alexander	1991-92 to 1992-93	33	3	5	8	23	-	-	-	-	-	21
Gorman, Dave	1979-80	3	0	0	0	0	-	-	-	-	-	15
Gould, Bob	1979-80 to 1981-82	20	3	0	3	4	11	3	1	4	4	22, 19
Gould, John	1976-77 to 1978-79	194	35	50	85	47	7	0	0	0	4	21
Gratton, Benoit	1999-00 to 2000-01	24	1	5	6	24	-	-	-	-	-	37, 39
Gratton, Norm	1972-73	29	3	6	9	12	-	-	-	-	-	10
Graves, Hilliard	1974-75 to 1976-77	172	37	54	91	63	-	-	-	-	-	17
Green, Josh	2003-04	36	2	4	6	24	-	-	-	-	-	26
Greentree, Kyle	2008-09	2	0	0	0	0	0	0	0	0	0	47
Greig, Mark	1994-95	8	1	1	2	2	-	-	-	-	-	16
Grimson, Stu	1988-89 to 1989-90	4	0	0	0	22	-	-	-	-	-	18, 35
Guenette, Steve	1989-90 to 1990-91	3	0	0	0	2	-	-	-	-	-	1
Guy, Kevan	1986-87 to 1987-88 & 1990-91 to 1991-92	42	0	7	7	33	4	0	1	1	23	3, 5
Haas, David	1993-94	2	1	1	2	7	-	-	-	-	-	19

CALGARY FLAMES ALL TIME ROSTER

PLAYER	SEASONS	FLAMES CAREER SCORING					PLAYOFF CAREER SCORING					NO.
		GP	G	A	PTS	PIM	GP	G	A	PTS	PIM	
Habscheid, Marc	1991-92	46	7	11	18	42	-	-	-	-	-	17
Hale, David	2006-07 to 2007-08	69	0	2	2	56	8	0	0	0	8	21
Hampson, Gord	1982-83	4	0	0	0	5	-	-	-	-	-	27
Hamrik, Roman	2005-06 to 2006-07	126	14	50	64	144	13	0	3	3	10	4
Hanson, Keith	1983-84	25	0	2	2	77	-	-	-	-	-	6
Harkins, Todd	1991-92 to 1992-93	20	2	3	5	29	-	-	-	-	-	37, 19
Harrer, Tim	1982-83	3	0	0	0	2	-	-	-	-	-	12
Harris, Ron	1972-73	24	2	4	6	8	-	-	-	-	-	5
Harvey, Buster	1974-75 to 1975-76	80	17	27	44	16	-	-	-	-	-	8
Hay, Dwayne	2000-01	49	1	3	4	16	-	-	-	-	-	21
Heaphy, Shawn	1992-93	1	0	0	0	0	-	-	-	-	-	13
Helenius, Sami	1996-97 & 1998-99	7	0	1	1	8	-	-	-	-	-	8, 4
Henderson, Paul	1979-80	30	7	6	13	6	4	0	0	0	0	15, 19
Hentunen, Jukka	2001-02	28	2	3	5	4	-	-	-	-	-	24
Hextall, Bryan	1973-74 to 1974-75	114	20	20	40	117	4	0	1	1	16	20
Hicke, Ernie	1972-73	58	14	23	37	37	-	-	-	-	-	12
Hindmarch, Dave	1980-81 to 1984-85	98	21	17	38	25	10	0	0	0	6	18
Hislop, Jamie	1980-81 to 1983-84	215	37	61	98	65	28	3	2	5	11	17
Hlushko, Todd	1994-95 to 1997-98	76	7	13	20	84	1	0	0	0	2	38, 17, 20
Hoglund, Jonas	1996-97 to 1997-98	118	25	24	49	28	-	-	-	-	-	44
Hogoboam, Bill	1972-73	2	0	0	0	0	-	-	-	-	-	11
Holt, Randy	1980-81 to 1981-82	56	0	5	5	174	13	2	2	4	52	7
Housley, Phil	1994-95 to 1995-96 & 1998-99 to 2000-01	328	50	188	238	140	7	0	9	9	0	6
Houston, Ken	1975-76 to 1981-82	462	128	145	273	516	31	9	9	18	64	24, 6
Hrdina, Jiri	1987-88 to 1990-91	157	36	58	94	63	11	0	1	1	2	17
Hull, Brett	1985-86 to 1987-88	57	27	24	51	12	6	2	1	3	0	16
Hulse, Cale	1995-96 to 1999-00 & 2005-06	277	10	43	53	449	1	0	0	0	0	29, 32
Hunter, Mark	1988-89 to 1990-91	133	34	26	60	358	10	2	2	4	23	22
Hunter, Tim	1981-82 to 1991-92	545	49	59	108	2405	86	5	6	11	352	19
Huscroft, Jamie	1995-96 to 1996-97	109	3	13	16	279	4	0	1	1	4	7
Huselius, Kristian	2005-06 to 2007-08	216	74	108	182	102	20	2	10	12	14	20
Iginla, Jarome	1995-96 to 2008-09	942	409	442	851	668	54	28	21	49	70	24, 12
Ingarfield, Earl Jr.	1979-80 to 1980-81	17	2	3	5	6	2	0	1	1	0	21
Jackson, Jim	1982-83 to 1984-85	107	15	30	45	20	14	3	2	5	6	16
Jalonen, Kari	1982-83 to 1983-84	34	9	6	15	4	5	1	0	1	0	21
Jantunen, Marko	1996-97	3	0	0	0	0	-	-	-	-	-	45
Johansson, Andreas	1999-00	28	3	7	10	14	-	-	-	-	-	21
Johansson, Matthias	2002-03	46	4	5	9	12	-	-	-	-	-	20
Johansson, Roger	1989-90 to 1990-91 & 1992-93	150	8	34	42	157	5	0	1	1	2	21, 34
Johnson, Terry	1985-86	24	1	4	5	71	17	0	3	3	64	6
Jokinen, Olli	2008-09	19	8	7	15	18	6	2	3	5	4	21
Joseph, Curtis	2007-08	9	0	0	0	2	2	0	0	0	0	31
Karpenko, Igor	1998-99	-	-	-	-	-	-	-	-	-	-	29
Kea, Ed	1973-74 to 1978-79	316	22	92	114	283	8	0	1	1	9	24, 19
Keczmer, Dan	1993-94 to 1995-96	98	3	23	26	72	10	0	1	1	6	39
Keetley, Matt	2007-08	1	0	0	0	0	-	-	-	-	-	36
Kennedy, Sheldon	1994-95 to 1995-96	71	10	15	25	81	10	2	3	5	18	23
Ketter, Kerry	1972-73	41	0	2	2	58	-	-	-	-	-	24
Kidd, Trevor	1991-92 to 1996-97	123	0	9	9	26	9	0	0	0	0	37
Kiprusoff, Miikka	2003-04 to 2008-09	338	0	8	8	37	54	0	1	1	6	34
Kisio, Kelly	1993-94 to 1994-95	63	14	27	41	34	14	3	4	7	27	11

CALGARY FLAMES ALL TIME ROSTER

PLAYER	SEASONS	FLAMES CAREER SCORING					PLAYOFF CAREER SCORING					NO.
		GP	G	A	PTS	PIM	GP	G	A	PTS	PIM	
Kobasew, Chuck	2002-03 to 2006-07	210	34	37	71	160	33	1	1	1	24	7, 19
Kohn, Ladislav	1995-96 to 1997-98 & 2002-03	12	1	2	3	4	-	-	-	-	-	46, 43
Konroyd, Steve	1980-81 to 1985-86 & 1994-95	350	18	83	101	386	24	4	7	11	40	3, 7
Korn, Jim	1989-90	9	0	2	2	26	4	1	0	1	12	26
Kravchuk, Igor	2000-01 to 2001-02	115	4	30	34	23	-	-	-	-	-	25
Krivokrasov, Sergei	1999-00	12	1	10	11	4	-	-	-	-	-	17, 25
Kromm, Richard	1983-84 to 1985-86	189	43	61	104	90	14	1	2	3	13	22
Kruse, Paul	1990-91 to 1996-97	246	24	29	53	614	17	2	4	6	28	18, 12
Kryskow, Dave	1975-76	79	15	25	40	65	2	0	0	0	2	8, 20
Kyte, Jim	1990-91 to 1991-92	63	0	10	10	260	7	0	0	0	7	4
Labraaten, Dan	1980-81 to 1981-82	70	19	19	38	19	8	1	0	1	4	21
Lalonde, Bobby	1977-78 to 1979-80 & 1981-82	155	38	56	94	54	3	2	0	2	0	7, 11
Lakovic, Sasha	1996-97	19	0	1	1	54	-	-	-	-	-	38
Lamb, Mark	1985-86	1	0	0	0	0	-	-	-	-	-	16
Landry, Eric	1997-98 to 1998-99	15	1	1	2	4	-	-	-	-	-	11, 26
Langkow, Daymond	2005-06 to 2008-09	316	109	141	250	129	26	6	12	18	12	22
Lapointe, Claude	1995-96	32	4	5	9	20	2	0	0	0	0	47
Larose, Guy	1993-94	7	0	1	1	4	-	-	-	-	-	42
Laurence, Red	1978-79	59	14	20	34	6	-	-	-	-	-	17
Lavallee, Kevin	1980-81 to 1982-83	212	66	65	131	63	19	3	6	9	15	15
Lebeau, Patrick	1992-93	1	0	0	0	0	-	-	-	-	-	38
Leclerc, Mike	2005-06	15	1	4	5	8	3	0	0	0	2	27
Leeman, Gary	1991-92 to 1992-93	59	11	12	23	37	-	-	-	-	-	11
Leiter, Bobby	1972-73 to 1974-75	234	64	81	145	41	4	0	0	0	2	16
Lemelin, Rejean	1978-79 to 1986-87	324	0	15	15	53	31	0	3	3	0	1, 31
Lemieux, Jean	1973-74 to 1975-76	140	10	38	48	35	4	1	1	2	0	20, 6
Lemieux, Jocelyn	1995-96	20	4	4	8	10	4	0	0	0	0	45
Lemieux, Richard	1975-76	1	0	1	1	0	2	0	0	0	0	20
Leopold, Jordan	2002-03 to 2005-06 2008-09	233	16	55	71	110	39	0	12	12	18	4, 6, 40
Lessard, Rick	1988-89 & 1990-91	7	0	2	2	2	-	-	-	-	-	3, 32
Letang, Alan	2001-02	2	0	0	0	0	-	-	-	-	-	2
Lever, Don	1979-80 to 1981-82	113	48	58	106	66	20	5	8	13	20	12, 9
Lindberg, Chris	1991-92 to 1992-93	79	11	17	28	35	2	0	1	1	2	32, 11
Lindsay, Bill	1999-00 to 2000-01	132	9	21	30	183	-	-	-	-	-	22
Lombardi, Matthew	2003-04 to 2008-09	347	65	102	167	225	33	2	8	10	10	49, 18
Loob, Hakan	1983-84 to 1988-89	450	193	236	429	189	73	26	28	54	16	12
Lowry, Dave	2000-01 to 2003-04	193	31	38	69	131	10	0	0	0	6	10
Loynes, Lynn	2003-04 to 2005-06	13	0	2	2	2	-	-	-	-	-	20, 37
Lundmark, Jamie	2005-06 to 2006-07 2008-09	78	12	18	30	68	6	0	1	1	7	24, 27, 45
Lydman, Toni	2000-01 to 2003-04	289	19	74	93	140	6	0	1	1	2	32
Lysiak, Tom	1973-74 to 1978-79	445	155	276	431	329	11	2	5	7	12	12
MacDonald, Craig	2005-06	25	3	2	5	8	1	0	0	0	0	29
MacInnis, Al	1981-82 to 1993-94	803	213	609	822	944	95	25	77	102	153	11, 22, 2
MacLellan, Brian	1988-89 to 1990-91	134	35	35	70	95	28	3	4	7	27	27
MacMillan, Bill	1972-73	78	10	15	25	52	-	-	-	-	-	20
MacMillan, Bob	1977-78 to 1981-82	308	122	173	295	111	24	8	9	17	16	11
Macoun, Jamie	1982-83 to 1991-92	586	62	184	246	664	84	6	19	25	87	34
Makarov, Sergei	1989-90 to 1992-93	297	94	198	292	199	9	1	6	7	0	42

CALGARY FLAMES ALL TIME ROSTER

PLAYER	SEASONS	FLAMES CAREER SCORING					PLAYOFF CAREER SCORING					NO.
		GP	G	A	PTS	PIM	GP	G	A	PTS	PIM	
Maki, Tomi	2006-07	1	0	0	0	0	0	0	0	0	0	57
Malgunas, Stewart	1999-00	4	0	1	1	2	-	-	-	-	-	34
Manery, Randy	1972-73 to 1976-77	377	30	142	172	242	9	0	2	2	4	7
Marchment, Bryan	2005-06	37	1	2	3	75	-	-	-	-	-	7
Markwart, Nevin	1991-92	10	2	1	3	25	-	-	-	-	-	23
Marsh, Brad	1978-79 to 1981-82	257	3	41	44	317	22	0	6	6	27	5, 22
Martineau, Don	1973-74	4	0	0	0	2	-	-	-	-	-	24
Matteau, Stephane	1990-91 to 1991-92	82	16	19	35	112	5	0	1	1	0	23
May, Alan	1994-95	7	1	2	3	13	-	-	-	-	-	41
McAdam, Gary	1981-82	46	12	15	27	18	3	0	0	0	0	28
McAmmond, Dean	2001-02 to 2003-04	137	38	43	81	78	-	-	-	-	-	37
McCarthy, Sandy	1993-94 to 1997-98	276	30	25	55	730	17	0	1	1	61	15
McCarty, Darren	2005-06 to 2006-07	99	7	6	13	175	7	2	0	2	15	25
McCreary, Keith	1972-73 to 1974-75	231	49	50	99	91	4	0	0	0	0	9
McCrimmon, Brad	1987-88 to 1989-90	231	16	67	83	274	37	2	8	10	60	4
McDonald, Lanny	1981-82 to 1988-89	492	215	191	406	408	72	24	23	47	98	9
McDonough, Al	1973-74	35	10	9	19	15	4	0	0	0	2	14
McElhinney, Curtis	2007-08 to 2008-09	19	0	0	0	2	1	0	0	0	0	31, 1
McInnis, Marty	1996-97 to 1998-99	91	23	30	53	42	-	-	-	-	-	18
McKendry, Alex	1980-81	36	3	6	9	19	-	-	-	-	-	26
McLennan, Jamie	2002-03 to 2003-04 2006-07	57	0	1	1	34	1	0	0	0	12	33, 29
McTavish, Dale	1996-97	9	1	2	3	2	-	-	-	-	-	41
Meehan, Gerry	1974-75 to 1975-76	62	11	30	41	8	-	-	-	-	-	10
Mercredi, Vic	1974-75	2	0	0	0	0	-	-	-	-	-	10
Meredith, Greg	1980-81 & 1982-83	36	6	4	10	8	5	3	1	4	4	29, 25
Millen, Corey	1995-96 to 1996-97	92	15	25	40	42	-	-	-	-	-	34
Miller, Brad	1993-94	8	0	1	1	14	-	-	-	-	-	55, 34
Mohns, Doug	1973-74	28	0	3	3	10	-	-	-	-	-	2
Mokosak, Carl	1981-82 to 1982-83	42	7	7	14	87	-	-	-	-	-	19, 10
Montador, Steve	2001-02 to 2005-06	94	4	5	9	201	20	1	2	3	6	58, 5
Morgan, Jason	2003-04	13	0	2	2	2	-	-	-	-	-	46
Morris, Derek	1997-98 to 2001-02	343	34	129	163	385	-	-	-	-	-	53
Morrison, Lew	1972-73 to 1973-74	130	7	13	20	19	-	-	-	-	-	8
Morrow, Scott	1994-95	4	0	0	0	0	-	-	-	-	-	27
Moss, David	2006-07 to 2008-09	163	34	34	68	44	17	4	2	6	4	58, 25
Moss, Tyler	1997-98 to 1998-99	17	0	1	1	0	-	-	-	-	-	30
Mottau, Mike	2002-03	4	0	0	0	0	-	-	-	-	-	36
Mrozik, Rick	2002-03	2	0	0	0	0	-	-	-	-	-	51
Mulhern, Richard	1975-76 to 1978-79	207	25	67	92	153	5	0	3	3	5	4
Mullen, Joe	1985-86 to 1989-90	345	190	198	388	95	61	35	20	55	18	7
Murdoch, Bob	1978-79 to 1981-82	262	16	63	79	202	25	2	5	7	42	20
Murray, Bob	1973-74 to 1974-75	104	3	6	9	56	4	1	0	1	2	23
Murray, Marty	1995-96 to 2000-01	26	3	3	6	6	-	-	-	-	-	45, 28, 20
Murzyn, Dana	1987-88 to 1990-91	201	16	39	55	404	32	4	5	9	35	5
Musil, Frank	1990-91 to 1994-95	335	18	45	63	505	25	1	3	4	21	3
Muzzatti, Jason	1992-93 to 1994-95	2	0	0	0	0	-	-	-	-	-	31, 36
Myre, Phil	1972-73 to 1977-78	211	0	5	5	23	5	0	0	0	0	1
Nattress, Ric	1987-88 to 1991-92	226	9	53	62	204	38	4	6	10	30	6
Nazarov, Andrei	1998-99 to 1999-00	112	15	31	46	108	-	-	-	-	-	62
Negrin, John	2008-09	3	0	1	1	2	0	0	0	0	0	61
Nichol, Scott	2001-02 to 2002-03	128	13	14	27	256	-	-	-	-	-	40
Nieckar, Barry	1994-95	3	0	0	0	12	-	-	-	-	-	28

CALGARY FLAMES ALL TIME ROSTER

PLAYER	SEASONS	FLAMES CAREER SCORING					PLAYOFF CAREER SCORING					NO.
		GP	G	A	PTS	PIM	GP	G	A	PTS	PIM	
Niedermayer, Rob	2001-02 to 2002-03	111	14	24	38	91	-	-	-	-	-	44
Nieuwendyk, Joe	1986-87 to 1994-95	577	314	302	616	330	66	32	28	60	36	18, 25
Nieminen, Ville	2003-04	19	3	5	8	18	24	4	4	8	55	24
Nilson, Marcus	2003-04 to 2007-08	194	19	23	42	77	34	4	7	11	14	26
Nilsson, Kent	1979-80 to 1984-85	425	229	333	562	90	33	4	24	28	8	14
Nolan, Owen	2007-08	77	16	16	32	71	7	3	2	5	2	11
Norwood, Lee	1993-94	16	0	1	1	16	-	-	-	-	-	6
Nylander, Michael	1993-94 to 1995-96 & 1997-98 to 1998-99	168	34	74	108	54	13	0	6	6	2	92, 26
Nystrom, Eric	2005-06, 2008-09	122	8	12	20	137	13	2	2	4	2	23
O'Flaherty, Gerry	1978-79	1	1	0	1	2	-	-	-	-	-	18
Oliwa, Krzysztof	2003-04	65	3	2	5	247	20	2	0	2	6	33
Olsen, Darryl	1991-92	1	0	0	0	0	-	-	-	-	-	32
Osiecki, Mark	1991-92	50	2	7	9	24	-	-	-	-	-	55
O'Sullivan, Chris	1996-97 to 1998-99	49	2	11	13	14	-	-	-	-	-	19
Otto, Joel	1984-85 to 1994-95	730	167	261	428	1642	87	23	38	61	188	29
Pankewicz, Greg	1998-99	17	0	3	3	20	-	-	-	-	-	33
Paradise, Bob	1972-73 to 1973-74	89	1	8	9	116	-	-	-	-	-	6
Pardy, Adam	2008-09	60	1	9	10	69	6	0	2	2	5	55
Paslawski, Greg	1992-93 to 1993-94	28	6	5	11	2	6	3	0	3	0	23
Patrick, James	1993-94 to 1997-98	217	14	56	70	82	16	0	2	2	8	6, 5, 3
Patterson, Colin	1983-84 to 1990-91	416	88	99	187	187	72	11	16	27	55	11
Pelech, Matt	2008-09	5	0	3	3	9	0	0	0	0	0	56
Peluso, Mike	1997-98	23	0	0	0	113	-	-	-	-	-	8
Peplinski, Jim	1980-81 to 1989-90 & 1994-95	711	161	263	424	1467	99	15	31	46	382	24
Peters, Warren	2008-09	16	1	0	1	12	4	0	0	0	0	63
Petit, Michel	1991-92 to 1993-94	134	8	40	48	243	-	-	-	-	-	7
Petrovicky, Ronald	2000-01 to 2001-02	107	9	12	21	139	-	-	-	-	-	36
Phaneuf, Dion	2005-06 to 2008-09	323	65	141	206	473	25	5	7	12	22	3
Phillipoff, Harold	1977-78 to 1978-79	118	26	53	79	241	2	0	1	1	2	24
Picard, Noel	1972-73	57	1	10	11	53	-	-	-	-	-	22
Plager, Bill	1972-73	76	2	11	13	92	-	-	-	-	-	2
Plett, Willi	1975-76 to 1981-82	452	150	149	299	1267	27	12	6	18	191	22, 25
Priakin, Sergei	1988-89 to 1990-91	46	3	8	11	2	3	0	0	0	0	16
Price, Noel	1972-73 to 1974-75	199	5	40	45	160	4	0	0	0	6	4
Primeau, Wayne	2006-07 to 2008-09	94	6	15	21	76	13	1	2	3	18	19
Pronovost, Jean	1978-79 to 1979-80	155	52	58	110	42	6	2	0	2	4	9
Prust, Brandon	2006-07	10	0	0	0	25	0	0	0	0	0	37
Quinn, Dan	1983-84 to 1986-87	222	72	119	191	100	29	11	12	23	14	10
Quinn, Pat	1972-73 to 1976-77	374	12	87	99	555	7	0	1	1	8	3
Racine, Yves	1996-97	46	1	15	16	24	-	-	-	-	-	36
Ramage, Rob	1987-88 to 1988-89	80	4	19	23	193	29	2	14	16	47	55
Ramholt, Tim	2007-08	1	0	0	0	0	-	-	-	-	-	47
Ranheim, Paul	1988-89 to 1993-94	354	94	100	194	105	19	3	6	9	2	26, 28
Rautakallio, Pekka	1979-80 to 1981-82	235	33	121	154	122	23	2	5	7	8	4
Redmond, Dick	1977-78	42	7	11	18	16	2	1	0	1	0	5
Reese, Jeff	1991-92 to 1993-94	39	0	5	5	16	4	0	0	0	0	35
Regehr, Richie	2006-07	20	1	3	4	6	-	-	-	-	-	49
Regehr, Robyn	1999-00 to 2008-09	656	25	104	129	664	41	3	12	15	28	28
Reichel, Robert	1990-91 to 1996-97	425	153	201	354	217	26	5	14	19	6	26
Reiersen, Dave	1988-89	2	0	0	0	2	-	-	-	-	-	8
Reinhart, Paul	1979-80 to 1987-88	517	109	335	444	203	76	21	51	72	38	23
Reinprecht, Steve	2003-04 to 2005-06	96	17	41	58	28	-	-	-	-	-	27
Ribble, Pat	1976-77 to 1978-79 & 1981-82 to 1982-83	203	12	31	43	188	4	0	1	1	8	23, 3, 22, 8, 28

CALGARY FLAMES ALL TIME ROSTER

PLAYER	SEASONS	FLAMES CAREER SCORING					PLAYOFF CAREER SCORING					NO.
		GP	G	A	PTS	PIM	GP	G	A	PTS	PIM	
Richard, Jacques	1972-73 to 1974-75	215	57	46	103	108	4	0	0	0	2	15
Riggin, Pat	1979-80 to 1981-82	119	0	6	6	11	14	0	0	0	0	31, 1
Rioux, Pierre	1982-83	14	1	2	3	4	-	-	-	-	-	32
Risebrough, Doug	1982-83 to 1986-87	247	68	101	169	583	50	10	17	27	95	8
Ritchie, Byron	2005-06 to 2006-07	109	12	8	20	137	8	0	0	0	10	15
Roberts, Gary	1986-87 to 1995-96	585	257	248	505	1736	58	13	30	43	216	32, 10
Roche, Dave	1998-99 to 1999-00	38	3	3	6	49	-	-	-	-	-	25
Rochefort, Leon	1972-73 to 1973-74	110	19	30	49	23	-	-	-	-	-	11
Roloson, Dwayne	1996-97 to 1997-98	70	0	4	4	12	-	-	-	-	-	30
Romanchych, Larry	1972-73 to 1976-77	288	68	95	163	100	7	2	2	4	4	21, 9
Rota, Darcy	1978-79 to 1979-80	57	19	13	32	70	2	0	1	1	26	18
Roy, Andre	2008-09	44	3	0	3	83	2	0	0	0	0	27
Russell, Phil	1978-79 to 1982-83	322	29	103	132	469	34	3	13	16	70	2, 3, 5
St. Sauveur, Claude	1975-76	79	24	24	48	23	2	0	0	0	0	11
Sabourin, Dany	2003-04	4	0	1	1	0	-	-	-	-	-	50
Sabourin, Ken	1988-89 to 1990-91	27	1	4	5	72	1	0	0	0	0	23, 55
Saprykin, Oleg	1999-00 to 2003-04	187	29	47	76	132	26	3	3	6	14	19
Sarault, Yves	1995-96	11	2	1	3	4	-	-	-	-	-	36
Sarich, Cory	2007-08 to 2008-09	156	4	23	27	247	12	0	2	2	8	6
Sauve, Philippe	2005-06	8	0	0	0	21	-	-	-	-	-	30
Savard, Marc	1999-00 to 2001-02	221	60	94	154	158	-	-	-	-	-	27
Schlegel, Brad	1993-94	26	1	6	7	4	-	-	-	-	-	21
Schulte, Paxton	1996-97	1	0	0	0	2	-	-	-	-	-	35
Scoville, Darrel	1999-00	6	0	0	0	2	-	-	-	-	-	2, 4, 45
Selling, Rod	1978-79	36	0	4	4	12	2	0	0	0	0	15
Shand, Dave	1976-77 to 1979-80	288	14	63	77	324	11	0	1	1	57	8
Shannon, Darryl	1999-00	27	1	8	9	22	-	-	-	-	-	2
Shantz, Jeff	1998-99 to 2001-02	256	33	53	86	151	-	-	-	-	-	11
Sharples, Scott	1991-92	1	0	0	0	0	-	-	-	-	-	1
Sheehy, Neil	1983-84 to 1987-88 & 1991-92	222	13	34	47	725	32	0	2	2	104	5, 15
Simard, Martin	1990-91 to 1991-92	37	1	5	6	172	-	-	-	-	-	38, 13
Simon, Chris	2003-04 to 2005-06	85	11	16	27	119	22	5	3	8	81	15, 17
Simpson, Bobby	1976-77 to 1980-81	127	23	18	41	94	4	0	1	1	2	11, 22
Simpson, Todd	1995-96 to 1998-99	214	4	26	30	500	-	-	-	-	-	40, 27
Skalde, Jarrod	1995-96	1	0	0	0	0	-	-	-	-	-	38
Skrudland, Brian	1992-93	16	2	4	6	10	6	0	3	3	12	39
Sloan, Blake	2001-02 to 2002-03	74	2	10	12	32	-	-	-	-	-	24
Smith, Brad	1979-80 to 1980-81	49	7	4	11	69	-	-	-	-	-	24, 18
Smith, Mark	2007-08	54	1	3	4	59	-	-	-	-	-	16
Smith, Steve	1998-99 to 2000-01	102	1	20	21	139	-	-	-	-	-	55
Smyth, Greg	1991-92 to 1992-93	42	2	3	5	110	-	-	-	-	-	6
Sonnenberg, Martin	2003-04	5	0	0	0	2	-	-	-	-	-	25
Sorochan, Lee	1998-99 to 1999-00	3	0	0	0	0	-	-	-	-	-	33, 32
Stefaniw, Morris	1972-73	13	1	1	2	2	-	-	-	-	-	19
Stern, Ron	1990-91 to 1997-98	396	59	66	125	1288	31	6	6	12	85	22
Stewart, John	1972-73 to 1973-74	142	35	32	67	71	4	0	0	0	10	17
Stiles, Tony	1983-84	30	2	7	9	20	-	-	-	-	-	21
Stillman, Cory	1994-95 to 2000-01	393	109	126	235	192	2	1	1	2	0	20, 16
St. Louis, Martin	1998-99 to 1999-00	69	4	16	20	32	-	-	-	-	-	46, 15
Struch, David	1993-94	4	0	0	0	4	-	-	-	-	-	33
Stuart, Brad	2006-07	27	0	5	5	18	6	0	1	1	6	6
Sullivan, Mike	1993-94 to 1996-97	205	20	28	48	54	18	4	6	10	10	32
Sundblad, Niklas	1995-96	2	0	0	0	0	-	-	-	-	-	35

CALGARY FLAMES ALL TIME ROSTER

PLAYER	SEASONS	FLAMES CAREER SCORING					PLAYOFF CAREER SCORING					NO.
		GP	G	A	PTS	PIM	GP	G	A	PTS	PIM	
Suter, Gary	1985-86 to 1993-94	617	128	437	565	872	49	6	33	39	66	20
Sutter, Brett	2008-09	4	1	0	1	2	0	0	0	0	0	42
Sutter, Ron	2000-01	21	1	3	4	12	-	-	-	-	-	20
Sweeney, Bob	1995-96	6	1	1	2	6	2	0	0	0	0	17
Sweeney, Tim	1990-91 to 1991-92	53	8	11	19	12	-	-	-	-	-	7
Tabaracci, Rick	1994-95 to 1996-97 & 1997-98	97	0	4	4	22	4	0	0	0	0	31
Talafous, Dean	1974-75	18	1	4	5	13	-	-	-	-	-	24
Tambellini, Steve	1983-84 to 1984-85	120	34	20	54	20	2	0	1	1	0	15
Tanguay, Alex	2006-07 to 2007-08	159	40	99	139	92	13	1	7	8	12	40
Thompson, Rocky	1997-98 to 1998-99	15	0	0	0	86	-	-	-	-	-	55,22
Titov, German	1993-94 to 1997-98	345	107	121	228	142	18	7	6	13	14	13
Tkaczuk, Daniel	2000-01	19	4	7	11	14	-	-	-	-	-	18
Tonelli, John	1985-86 to 1987-88	161	40	76	116	164	31	9	14	23	61	27
Torgaev, Pavel	1995-96 & 1999-00	50	6	12	18	18	1	0	0	0	0	35, 18, 50
Trefilov, Andrei	1992-93 to 1994-95 & 1998-99	23	0	0	0	6	-	-	-	-	-	1, 35
Turek, Roman	2001-02 to 2003-04	152	0	10	10	18	1	0	0	0	0	1
Turnbull, Randy	1981-82	1	0	0	0	2	-	-	-	-	-	22
Unger, Garry	1979-80	79	17	16	33	39	4	0	3	3	2	17, 7
Vail, Eric	1973-74 to 1981-82	539	206	246	452	246	20	5	6	11	6	22, 25, 27
Van der Gulik, David	2008-09	6	0	2	2	0	0	0	0	0	0	59
Vandermeer, James	2007-08 to 2008-09	67	1	8	9	149	13	0	1	1	8	4
Varlamov, Sergei	1997-98 & 1999-00	8	3	0	3	0	-	-	-	-	-	24, 37
Vernon, Mike	82-83 to 83-84, 85-86 to 93-94 & 00-01 to 01-02	526	0	34	34	192	81	0	3	3	18	30, 29
Viitakoski, Vesa	1993-94 to 1995-96	23	2	4	6	8	-	-	-	-	-	32, 19
Volcan, Mickey	1983-84	19	1	4	5	18	-	-	-	-	-	5
Walker, Howard	1982-83	3	0	0	0	7	-	-	-	-	-	12
Walz, Wes	1993-94 to 1994-95	92	17	39	56	27	7	3	0	3	2	17
Wamsley, Rick	1987-88 to 1991-92	111	0	2	2	12	4	0	0	0	0	31
Wappel, Gord	1979-80 to 1981-82	20	1	1	2	10	2	0	0	0	4	24, 2, 21
Ward, Ed	1994-95 to 1998-99	215	16	24	40	284	-	-	-	-	-	42
Warrener, Rhett	2003-04 to 2008-09	231	11	26	37	239	37	0	1	1	30	44
Werenska, Brad	1999-00 to 2000-01	45	2	5	7	37	-	-	-	-	-	33, 2
Whitmore, Kay	2001-02	1	0	0	0	0	-	-	-	-	-	35
Wiemer, Jason	1997-98 to 2000-01 & 2005-06	252	34	32	66	567	-	-	-	-	-	24
Wilm, Clarke	1998-99 to 2001-02	303	31	42	73	250	-	-	-	-	-	23
Wilson, Bert	1980-81	50	5	7	12	94	1	0	0	0	0	8
Wilson, Carey	1983-84 to 1987-88 & 1990-91 to 1992-93	355	102	161	263	160	32	6	6	12	10	33
Wilson, Rik	1985-86	2	0	0	0	0	-	-	-	-	-	32
Wortman, Kevin	1993-94	5	0	0	0	2	-	-	-	-	-	34
Wregget, Ken	1998-99	27	0	1	1	8	-	-	-	-	-	31
Wright, Jamie	2001-02 to 2002-03	63	6	14	20	32	-	-	-	-	-	18
Yawney, Trent	1991-92 to 1995-96	274	11	45	56	368	19	3	2	5	26	18, 8
Yelle, Stephane	2002-03 to 2007-08	339	31	65	96	174	43	6	3	9	32	11, 7
Young, C.J.	1992-93	28	3	2	5	20	-	-	-	-	-	23
Zaharko, Miles	1977-78	71	1	19	20	26	1	0	0	0	0	23
Zalapski, Zarley	1993-94 to 1997-98	178	21	55	76	220	18	0	8	8	16	33
Zemlak, Richard	1991-92	5	0	1	1	42	-	-	-	-	-	21
Zyzun, Andrei	2006-07	49	1	5	6	30	5	1	0	1	2	7

FLAMES ALL TIME SWEATER ROSTER

1

Myre, Phil	1972-73 to 1977-78
Lemelin, Rejean	1978-79 & 1986-87
Craig, Jim	1979-80
Riggin, Pat	1979-80 to 1981-82
Edwards, Don	1982-83 to 1984-85
D'Amour, Marc	1985-86
Guenette, Steve	1989-90 to 1990-91
Sharples, Scott	1991-92
Trefilov, Andrei	1992-93 to 1994-95
Moss, Tyler	1997-98
Garner, Tyrone	1998-99
Turek, Roman	2001-02 to 2003-04
McElhinney, Curtis	2008-09

2

Bennett, Curt	1972-73 to 1977-78 & 1979-80
Plager, Bill	1972-73
Mohns, Doug	1973-74
Gibbs, Barry	1974-75 to 1977-78
Fox, Greg	1977-78 to 1978-79
Russell, Phil	1978-79 to 1982-83
Wappel, Gord	1979-80 to 1981-82
Bourgeois, Charles	1981-82
MacInnis, Al	1983-84 to 1993-94
Allison, Jamie	1996-97 to 1997-98
Scoville, Darrel	1999-00
Shannon, Darryl	1999-00
Werenka, Brad	2000-01
Letang, Alan	2001-02
Commodore, Mike	2002-03 to 2003-04

3

Quinn, Pat	1972-73 to 1976-77
Ribble, Pat	1976-77 to 1978-79 & 1981-82 to 1982-83
Russell, Phil	1978-79 to 1982-83
Curtale, Tony	1980-81
Konroyd, Steve	1980-81 to 1985-86
Guy, Kevan	1986-87 to 1987-88
Lessard, Rick	1988-89 & 1990-91
Musil, Frank	1990-91 to 1994-95
Patrick, James	1995-96 to 1997-98
Gauthier, Denis	1998-99 to 2003-04
Phaneuf, Dion	2005-06 to 2008-09

4

Price, Noel	1972-73 to 1974-75
Mulhern, Richard	1975-76 to 1978-79
Rautakallio, Pekka	1979-80 to 1981-82
Baxter, Paul	1983-84 to 1986-87
McCrimmon, Brad	1987-88 to 1989-90
Kyte, Jim	1990-91 to 1991-92
Dahl, Kevin	1992-93 to 1995-96 & 1997-98
Featherstone, Glen	1996-97
Helenius, Sami	1998-99
Dollas, Bobby	1999-00
Scoville, Darrel	1999-00
Belak, Wade	2000-01
Eakins, Dallas	2000-01 to 2001-02
Leopold, Jordan	2002-03 to 2003-04
Hamrik, Roman	2005-06 to 2006-07
Vandermeer, Jim	2007-08 to 2008-09

5

Harris, Ron	1972-73
Bennett, Curt	1972-73 to 1977-78 & 1979-80

Redmond, Dick	1977-78
Marsh, Brad	1978-79 to 1981-82
Russell, Phil	1978-79 to 1982-83
Volcan, Mickey	1983-84
Sheehy, Neil	1983-84 to 1987-88
Murzyn, Dana	1987-88 to 1990-91
Guy, Kevan	1990-91 to 1991-92
Dahlquist, Chris	1992-93 to 1993-94
Patrick, James	1994-95
Bouchard, Joel	1995-96
Albelin, Tommy	1995-96 to 2000-01
Montador, Steve	2002-03 to 2005-06
Giordano, Mark	2005-06 to 2006-07, 2008-09

6

Paradise, Bob	1972-73 to 1973-74
Lemieux, Jean	1973-74 to 1975-76
Houston, Ken	1975-76 to 1981-82
Dunn, Richie	1982-83
Hanson, Keith	1983-84
Cavallini, Gino	1984-85 to 1985-86
Johnson, Terry	1985-86
Engblom, Brian	1986-87
Nattress, Ric	1987-88 to 1991-92
Smyth, Greg	1991-92 to 1992-93
Norwood, Lee	1993-94
Wortman, Kevin	1993-94
Patrick, James	1993-94
Bouchard, Joel	1996-97 to 1997-98
Housley, Phil	1994-95 to 1995-96 & 1998-99 to 2000-01
Boughner, Bob	2001-02 to 2002-03
Leopold, Jordan	2005-06
Stuart, Brad	2006-07
Sarich, Cory	2007-08 to 2008-09

7

Manery, Randy	1972-73 to 1976-77
Chouinard, Guy	1974-75 to 1982-83
Lalonde, Bobby	1977-78 to 1979-80 & 1981-82
Unger, Gary	1979-80
Holt, Randy	1980-81 to 1981-82
Eaves, Mike	1983-84 to 1985-86
Mullen, Joe	1985-86 to 1989-90
Sweeney, Tim	1990-91 to 1991-92
Petit, Michel	1991-92 to 1993-94
Allison, Jamie	1994-95
Konroyd, Steve	1994-95
Huscroft, Jamie	1995-96 to 1996-97
Dingman, Chris	1997-98 to 1998-99
Begin, Steve	1999-00
Clark, Chris	1999-00
Bureau, Marc	1999-00
Kobasew, Chuck	2002-03 to 2003-04
Marchmont, Bryan	2005-06
Zyzun, Andrei	2006-07
Yelle, Stephane	2007-08
Bertuzzi, Todd	2008-09

8

Morrison, Lew	1972-73 to 1973-74
Harvey, Buster	1974-75 to 1975-76
Kryskow, Dave	1975-76
Shand, Dave	1976-77 to 1979-80
Ribble, Pat	1976-77 to 1978-79 & 1981-82 to 1982-83
Wilson, Bert	1980-81
Eloranta, Kari	1981-82 to 1982-83
Risebrough, Doug	1982-83 to 1986-87
Reiersen, Dave	1988-89
Yawney, Trent	1995-96

FLAMES ALL TIME SWEATER ROSTER

Helenius, Sami	1996-97
Peluso, Mike	1997-98
Bure, Valeri	1997-98 to 2000-01
Buzek, Petr	2001-02 to 2002-03
Ference, Brad	2006-07
Eriksson, Anders	2007-08 to 2008-09

9

McCreary, Keith	1972-73 to 1974-75
Romanchych, Larry	1972-73 to 1976-77
Flett, Bill	1975-76 to 1976-77
Pronovost, Jean	1978-79 to 1979-80
Lever, Don	1979-80 to 1981-82
Cyr, Denis	1980-81 to 1982-83
McDonald, Lanny	1981-82 to 1988-89

10

Gratton, Norm	1972-73
Deadmarsh, Butch	1972-73 to 1973-74
Byers, Jerry	1974-75
Chouinard, Guy	1974-75 to 1982-83
Meehan, Gerry	1974-75 to 1975-76
Mercredi, Vic	1974-75
Clement, Bill	1975-76 to 1981-82
Mokosak, Carl	1981-82 to 1982-83
Quinn, Dan	1983-84 to 1986-87
Roberts, Gary	1986-87 to 1995-96
Lowry, Dave	2000-01 to 2003-04
Amonte, Tony	2005-06 to 2006-07

11

Hogoboam, Bill	1972-73
Rocheport, Leon	1972-73 to 1973-74
St. Sauveur, Claude	1975-76
Simpson, Bobby	1976-77 to 1980-81
MacMillan, Bob	1977-78 to 1981-82
Lalonde, Bobby	1977-78 to 1979-80
	& 1981-82
MacInnis, Al	1981-82
Christoff, Steve	1982-83
Patterson, Colin	1983-84 to 1990-91
Leeman, Gary	1991-92 to 1992-93
Lindberg, Chris	1992-93
Kisio, Kelly	1993-94 to 1994-95
Conacher, Pat	1995-96
Landry, Eric	1997-98
Shantz, Jeff	1998-99 to 2001-02
Yelle, Stephane	2002-03 to 2006-07
Nolan, Owen	2007-08

12

Hicke, Ernie	1972-73
Lysiak, Tom	1973-74 to 1978-79
Boldirev, Ivan	1978-79 to 1979-80
Lever, Don	1979-80 to 1981-82
Cyr, Denis	1980-81 to 1982-83
Harrier, Tim	1982-83
Walker, Howard	1982-83
Loob, Hakan	1983-84 to 1988-89
Fenton, Paul	1990-91
Kruse, Paul	1991-92 to 1996-97
Iginla, Jarome	1996-97 to 2008-09

13

Simard, Martin	1990-91 to 1991-92
Heaphy, Shawn	1992-93
Titov, German	1993-94 to 1997-98
Cammalleri, Michael	2008-09

14

Anason, Chuck	1973-74
McDonough, Al	1973-74
Ecclestone, Tim	1974-75 to 1977-78
Carr, Gene	1978-79
Nilsson, Kent	1979-80 to 1984-85
Bradley, Brian	1985-86 to 1987-88
Fleury, Theoren	1988-89 to 1998-99

15

Richard, Jacques	1972-73 to 1974-75
Bowness, Rick	1975-76 to 1976-77
Selling, Rod	1978-79
Gorman, Dave	1979-80
Henderson, Paul	1979-80
Lavallee, Kevin	1980-81 to 1982-83
Tambellini, Steve	1983-84 to 1984-85
Bartel, Robin	1985-86
Churla, Shane	1987-88 to 1988-89
Chernomaz, Richard	1987-88 to 1988-89
Sheehy, Neil	1991-92
Ashton, Brent	1992-93
McCarthy, Sandy	1993-94 to 1997-98
St. Louis, Martin	1999-00
Fata, Rico	1999-00 to 2000-01
Betts, Blair	2001-02 to 2003-04
Simon, Chris	2003-04
Ritchie, Byron	2005-06 to 2006-07

16

Leiter, Bobby	1972-73 to 1974-75
Chouinard, Guy	1974-75 to 1981-82
Jackson, Jim	1982-83 to 1984-85
Lamb, Mark	1985-86
Hull, Brett	1985-86 to 1987-88
Priakin, Sergei	1988-89 to 1990-91
Chernomaz, Richard	1991-92
Berube, Craig	1991-92 to 1992-93
Freer, Mark	1993-94
Greig, Mark	1994-95
Borschevsky, Nikolai	1994-95
Stillman, Cory	1995-96 to 2000-01
Berube, Craig	1991-92 to 1992-93
	& 2001-02 to 2002-03
Donovan, Shean	2002-03 to 2005-06
Friesen, Jeff	2006-07
Smith, Mark	2007-08
Boyd, Dustin	2008-09

17

Stewart, John	1972-73 to 1973-74
Graves, Hilliard	1974-75 to 1976-77
Laurence, Red	1978-79
Unger, Garry	1979-80
Adduono, Rick	1979-80
Hislop, Jamie	1980-81 to 1983-84
Eaves, Mike	1985-86
Hrdina, Jiri	1987-88 to 1990-91
Habscheid, Marc	1991-92
Walz, Wes	1993-94 to 1994-95
Hlushko, Todd	1995-96
Sweeney, Bob	1995-96
Domenichelli, Hnat	1996-97 to 1999-00
Botterill, Jason	1999-00
Krivokrasov, Sergei	1999-00
Clark, Chris	1999-00 to 2003-04
Simon, Chris	2005-06
Godard, Eric	2007-08
Bourque, Rene	2008-09

18

Comeau, Rey	1972-73 to 1977-78
O'Flaherty, Gerry	1978-79
Rota, Darcy	1978-79 to 1979-80
Smith, Brad	1979-80 to 1980-81

FLAMES ALL TIME SWEATER ROSTER

Hindmarch, Dave . 1980-81 to 1984-85
 Nieuwendyk, Joe . 1986-87
 Bucyk, Randy 1987-88
 Cox, Craig 1987-88
 Grimson, Stu 1988-89 to 1989-90
 Bergqvist, Jonas . . 1989-90
 Kruse, Paul 1990-91
 Yawney, Trent 1991-92 to 1994-95
 Torgajev, Pavel . . . 1995-96
 McInnis, Marty . . . 1996-97 to 1998-99
 Dubinsky, Steve . . 1998-99 to 1999-00
 Tkaczuk, Daniel . . . 2000-01
 Wright, Jamie 2001-02 to 2002-03
 Drury, Chris 2002-03
 Lombardi, Matthew 2003-04 to 2008-09

19

Brown, Arnie 1972-73 to 1973-74
 Stefaniw, Morris . . 1972-73
 Kea, Ed 1973-74 to 1978-79
 Henderson, Paul . . 1979-80
 Gould, Bob 1979-80 to 1981-82
 Mokosak, Carl 1981-82 to 1982-83
 Eakin, Bruce 1981-82
 Hunter, Tim 1981-82 to 1991-92
 Harkins, Todd 1992-93
 Haas, David 1993-94
 Viitakoski, Vesa . . . 1993-94 to 1995-96
 O'Sullivan, Chris . . 1996-97 to 1998-99
 Saprykin, Oleg 1999-00 to 2003-04
 Kobasew, Chuck . . . 2005-06 to 2006-07
 Primeau, Wayne . . . 2006-07 to 2008-09

20

MacMillan, Bill . . . 1972-73
 Hextall, Bryan 1973-74 to 1974-75
 Lemieux, Jean 1973-74 to 1975-76
 Lemieux, Richard . . 1975-76
 Kryskow, Dave 1975-76
 Murdoch, Bob 1978-79 to 1981-82
 Eloranta, Kari 1981-82 to 1984-85
 Suter, Gary 1985-86 to 1993-94
 Stillman, Cory 1994-95
 Evason, Dean 1995-96
 Hlushko, Todd 1996-97 to 1997-98
 Corbet, Rene 1998-99 to 1999-00
 Murray, Marty 2000-01
 Eakins, Dallas 2000-01
 Sutter, Ron 2000-01
 Botterill, Jason 2001-02
 Johansson, Mathias 2002-03
 Loynes, Lynn 2003-04
 Huselius, Kristian . . 2005-06 to 2007-08
 Glencross, Curtis . . 2008-09

21

Romanchych, Larry 1972-73 to 1976-77
 Gould, John 1976-77 to 1978-79
 Wappel, Gord 1979-80 to 1981-82
 Ingarfield, Earl Jr. . 1979-80 to 1980-81
 Labraaten, Dan 1980-81 to 1981-82
 Jalonen, Kari 1982-83 to 1983-84
 Stiles, Tony 1983-84
 Berezan, Perry 1984-85 to 1988-89
 Johansson, Roger . . 1989-90 to 1990-91
 Zemlak, Richard . . . 1991-92
 Godnyuk, Alexander 1991-92 to 1992-93
 Schlegel, Brad 1993-94
 Chiasson, Steve . . . 1994-95 to 1996-97
 Cassels, Andrew . . . 1997-98 to 1998-99

Johansson, Andreas 1999-00
 Hay, Dwayne 2000-01
 Ference, Andrew . . . 2002-03 to 2006-07
 Hale, David 2006-07 to 2007-08
 Jokinen, Olli 2008-09

22

Picard, Noel 1972-73
 Vail, Eric 1973-74 to 1981-82
 Bialowas, Dwight . . 1973-74 to 1974-75
 Plett, Willi 1975-76 to 1981-82
 Ribble, Pat 1976-77 to 1978-79
 & 1981-82 to 1982-83
 Simpson, Bobby . . . 1976-77 to 1980-81
 Marsh, Brad 1978-79 to 1981-82
 Gould, Bob 1979-80 to 1981-82
 Wappel, Gord 1979-80 to 1981-82
 Turnbull, Randy . . . 1981-82
 MacInnis, Al 1982-83
 Eakin, Bruce 1983-84
 Kromm, Richard . . . 1983-84 to 1985-86
 Fotiu, Nick 1985-86 to 1986-87
 Bullard, Mike 1986-87 to 1987-88
 Hunter, Mark 1988-89 to 1990-91
 Stern, Ron 1990-91 to 1997-98
 Thompson, Rocky . . 1998-99
 Lindsay, Bill 1999-00 to 2000-01
 Conroy, Craig 2000-01 to 2003-04
 Langkow, Daymond 2005-06 to 2008-09

23

Murray, Bob 1973-74 to 1974-75
 Carriere, Larry 1975-76 to 1976-77
 Ribble, Pat 1976-77 to 1978-79
 & 1981-82 to 1982-83
 Zaharko, Miles 1977-78
 Reinhart, Paul 1979-80 to 1987-88
 Sabourin, Ken 1988-89
 Matteau, Stephane 1990-91 to 1991-92
 Berube, Craig 1991-92
 Markwart, Nevin . . . 1991-92
 Young, C.J. 1992-93
 Paslawski, Greg . . . 1992-93 to 1993-94
 Kennedy, Sheldon . . 1994-95 to 1995-96
 Gavey, Aaron 1996-97 to 1997-98
 Wilm, Clarke 1998-99 to 2001-02
 Gelinas, Martin . . . 2002-03 to 2003-04
 Nystrom, Eric 2007-08 to 2008-09

24

Ketter, Kerry 1972-73
 Martineau, Don 1973-74
 Kea, Ed 1973-74 to 1978-79
 Talafous, Dean 1974-75
 Botting, Cam 1975-76
 Houston, Ken 1975-76 to 1981-82
 Phillipoff, Harold . . 1977-78 to 1978-79
 Beaudoin, Serge . . . 1979-80
 Wappel, Gord 1979-80
 Smith, Brad 1979-80
 Peplinski, Jim 1980-81 to 1989-90
 & 1994-95
 Iginla, Jarome 1995-96 to 1996-97
 Gauthier, Denis 1997-98
 Hentunen, Jukka 2001-02
 Sloan, Blake 2001-02 to 2002-03
 Nieminen, Ville 2003-04
 Wierner, Jason 1997-98 to 2000-01
 & 2005-06
 Lundmark, Jamie . . . 2005-06
 Conroy, Craig 2006-07 to 2008-09

FLAMES ALL TIME SWEATER ROSTER

25

Vail, Eric	1973-74 to 1981-82
Plett, Willi	1975-76 to 1981-82
Meredith, Greg	1982-83
Eakin, Bruce	1983-84 to 1984-85
Courteau, Yves	1984-85
Bullard, Mike	1986-87 to 1987-88
Nieuwendyk, Joe	1986-87 to 1994-95
Roche, Dave	1998-99 to 1999-00
Krivokrasov, Sergei	1999-00
Andersson, Niklas	2000-01
Kravchuk, Igor	2000-01 to 2001-02
Sonnenberg, Martin	2003-04
McCarty, Darren	2005-06 to 2006-07
Moss, David	2007-08 to 2008-09

26

McKendry, Alex	1980-81
Dwyer, Mike	1980-81 to 1981-82
Bridgman, Mel	1981-82 to 1982-83
Bozek, Steve	1983-84 to 1987-88
Ranheim, Paul	1988-89
Korn, Jim	1989-90
Reichel, Robert	1990-91 to 1994-95
	& 1996-97
Kohn, Ladislav	1997-98
Nylander, Michael	1998-99
Landry, Eric	1998-99
Begin, Steve	1999-00 to 2001-02
Brigley, Travis	1999-00
Clark, Chris	1999-00
Eakins, Dallas	2000-01
Begin, Steve	1999-00 to 2002-03
Green, Josh	2003-04
Nilson, Marcus	2003-04 to 2007-08

27

Vail, Eric	1973-74 to 1981-82
Beers, Eddy	1981-82 to 1985-86
Hampson, Gord	1982-83
Tonelli, John	1985-86 to 1987-88
MacLellan, Brian	1988-89 to 1990-91
Forslund, Tomas	1991-92 to 1992-93
Drury, Ted	1993-94
Morrow, Scott	1994-95
Simpson, Todd	1995-96 to 1998-99
Savard, Marc	1999-00 to 2002-03
Berube, Craig	2002-03
Reinprecht, Steve	2003-04 to 2005-06
Leclerc, Mike	2005-06
Roy, Andre	2008-09

28

Ribble, Pat	1976-77 to 1978-79
	& 1981-82 to 1982-83
McAdam, Gary	1981-82
Bourgeois, Charles	1981-82 to 1985-86
DeGray, Dale	1985-86 to 1986-87
Bodak, Bob	1987-88
Ranheim, Paul	1988-89 to 1993-94
Nieckar, Barry	1994-95
Esau, Len	1994-95
Murray, Marty	1995-96 to 1997-98
Bassen, Bob	1998-99
Regehr, Robyn	1999-00 to 2008-09

29

Dwyer, Mike	1980-81 to 1981-82
Meredith, Greg	1980-81
Bernhardt, Tim	1982-83

Brubaker, Jeff	1983-84
Otto, Joel	1984-85 to 1994-95
Hulse, Cale	1995-96 to 1996-97
Andersson, Erik	1997-98
Karpenko, Igor	1998-99
Belak, Wade	1998-99 to 1999-00
Vernon, Mike	2000-01 to 2001-02
McLennan, Jamie	2003-04 & 2006-07

30

Bouchard, Dan	1972-73 to 1980-81
Vernon, Mike	1982-83 to 1983-84
	& 1985-86 to 1993-94
Roloson, Dwayne	1996-97 to 1997-98
Moss, Tyler	1998-99
Brochu, Martin	2000-01

31

Belanger, Yves	1977-78 to 1978-79
Lemelin, Rejean	1978-79 to 1986-87
Riggin, Pat	1979-80 to 1981-82
Wamsley, Rick	1987-88 to 1991-92
Muzzatti, Jason	1993-94
Tabaracci, Rick	1994-95 to 1997-98
Wregget, Ken	1998-99
Fuhr, Grant	1999-00
Szuper, Levente	2002-03
Joseph, Curtis	2007-08
McElhinney, Curtis	2007-08

32

Rioux, Pierre	1982-83
Eakin, Bruce	1983-84 to 1984-85
Bolduc, Dan	1983-84
Wilson, Rik	1985-86
Eloranta, Kari	1985-86
Roberts, Gary	1986-87
Glynn, Brian	1987-88 & 1989-90
Lessard, Rick	1988-89 & 1990-91
Olsen, Darryl	1991-92
Lindberg, Chris	1991-92 to 1992-93
Vitakoski, Vesa	1993-94
Sullivan, Mike	1993-94 to 1996-97
Sorochan, Lee	1999-00
Lydman, Toni	2000-01 to 2003-04
Hulse, Cale	1997-98 to 1999-00
	& 2005-06

33

Wilson, Carey	1983-84 to 1987-88
	& 1990-91 to 1992-93
Chernomaz, Richard	1987-88 to 1988-89
Bureau, Marc	1989-90 to 1990-91
Struch, David	1993-94
Zalapski, Zarley	1993-94 to 1997-98
Pankewicz, Greg	1998-99
Sorochan, Lee	1998-99
Begin, Steve	1999-00
Werenka, Brad	1999-00
Allison, Jamie	2001-02
McLennan, Jamie	2002-03
Oliwa, Krzysztof	2003-04
Aucoin, Adrian	2007-08 to 2008-09

34

Macoun, Jamie	1982-83 to 1991-92
Johansson, Roger	1992-93
Miller, Brad	1993-94
Wortman, Kevin	1993-94
Bouchard, Joel	1994-95 to 1995-96
Millen, Corey	1995-96 to 1996-97
Dowd, Jim	1997-98
Malgunas, Stewart	1999-00
Kiprusoff, Miikka	2003-04 to 2008-09

FLAMES ALL TIME SWEATER ROSTER

35

Grimson, Stu 1988-89 to 1989-90
 Reese, Jeff 1991-92 to 1993-94
 Eisenhut, Neil 1994-95
 Torgajev, Pavel 1995-96
 Sundblad, Niklas . . . 1995-96
 Schulte, Paxton 1996-97
 Trefilov, Andrei 1998-99
 Whitmore, Kay 2001-02
 Krahn, Brent 2003-04

36

Dadswell, Doug 1986-87 to 1987-88
 Muzzatti, Jason 1992-93 to 1994-95
 Esau, Len 1993-94
 Sarault, Yves 1995-96
 Racine, Yves 1996-97
 Charron, Eric 1999-00
 Petrovicky, Ronald 2000-01 to 2001-02
 Mottau, Mike 2002-03
 Keetley, Matt 2007-08

37

Harkins, Todd 1991-92
 Kidd, Trevor 1991-92 to 1996-97
 Gagner, Tyrone 1997-98
 Gratton, Benoit 1999-00
 Varlamov, Sergei 1999-00
 Drury, Chris 2002-03
 McAmmond, Dean 2001-02 & 2003-04
 Prust, Brandon 2006-07

38

Simard, Martin 1990-91 to 1991-92
 Lebeau, Patrick 1992-93
 Cowan, Jeff 1999-00 to 2001-02
 Dome, Robert 2002-03

39

Ahola, Peter 1993-94
 Hlushko, Todd 1994-95
 Ferguson, Craig 1995-96
 Skalde, Jarrod 1995-96
 Lakovic, Sasha 1996-97
 Charron, Eric 1997-98 to 1998-99
 Gilmour, Doug 1988-89 to 1991-92
 Skrudland, Brian 1992-93
 Keczmer, Dan 1993-94 to 1995-96
 Gratton, Benoit 1999-00 to 2000-01
 Christie, Ryan 2001-02
 Germyn, Carson 2005-06 to 2006-07

40

Simpson, Todd 1995-96
 Brathwaite, Fred 1998-99 to 2000-01
 Nichol, Scott 2001-02 to 2002-03
 Tangauy, Alex 2006-07 to 2007-08
 Leopold, Jordan 2008-09

41

May, Alan 1994-95
 McTavish, Dale 1996-97
 Boyd, Dustin 2006-07 to 2007-08

42

Makarov, Sergei 1989-90 to 1992-93
 Larose, Guy 1993-94
 Ward, Ed 1994-95 to 1998-99
 DuPont, Micki 2001-02 to 2002-03
 Sutter, Brett 2008-09

43

Brigley, Travis 1997-98
 Kohn, Ladislav 2002-03

44

Hoglund, Jonas 1996-97
 Fata, Rico 1998-99
 Niedermayer, Rob 2001-02 to 2002-03
 Warren, Rhett 2003-04 to 2008-09

45

Murray, Marty 1995-96
 Lemieux, Jocelyn . . . 1995-96
 Jantunen, Marko 1996-97
 Scoville, Darrel 1999-00
 Lundmark, Jamie 2008-09

46

Kohn, Ladislav 1995-96
 St. Louis, Martin 1998-99
 Morgan, Jason 2003-04
 Giordano, Mark 2005-06 to 2006-07

47

Lapointe, Claude 1995-96
 Giguere, J.S. 1998-99 o 1999-00
 Ramholt, Tim 2007-08
 Greentree, Kyle 2008-09

49

Lombardi, Matthew 2003-04
 Regehr, Richie 2005-06 to 2006-07

50

Torgajev, Pavel 1999-00
 Sabourin, Dany 2002-03 to 2003-04

51

Gagner, Dave 1996-97
 Mrozik, Rick 2002-03

53

Morris, Derek 1997-98 to 2001-02

55

Ramage, Rob 1987-88 to 1988-89
 Sabourin, Ken 1990-91
 Osiecki, Mark 1991-92
 Miller, Brad 1993-94
 Thompson, Rocky 1997-98
 Smith, Steve 1998-99 to 2000-01
 Pardy, Adam 2008-09

56

Pelech, Matt 2008-09

57

Begin, Steve 1997-98
 Maki, Tomi 2006-07

58

Varlamov, Sergei 1997-98
 Montador, Steve 2001-02
 Moss, David 2006-07

59

Van der Gulik, David 2008-09

60

Backlund, Michael 2008-09

61

Negrin, John 2008-09

62

Fata, Rico 1998-99
 Nazarov, Andrei 1998-99 to 1999-00
 Chucko, Kris 2008-09

63

Peters, Warren 2008-09

92

Nylander, Michael . 1993-94 to 1997-98

2009-10 NHL ON-ICE OFFICIALS

REFEREES

AUGER, Stephane.....	15
*BANFIELD, David	44
*CHARRON, Frances.....	46
*CIAMAGA, Chris	41
DEVORSKI, Paul.....	10
DWYER, Gord.....	19
FRASER, Kerry	2
FURLATT, Eric.....	27
HASENFRATZ, Mike	30
*HEBERT, Ghislain	49
JACKSON, Dave	8
JOANNETTE, Marc.....	25
KIMMERLY, Greg	18
KOWAL, Tom	32
KOZARI, Steve	40
*L'ECUYER, Frederick	48
LARUE, Dennis.....	14
LEE, Chris.....	28
LEGGO, Mike	3
MARQUELLI, Dan.....	6
MARTELL, Rob.....	26
McCAULEY, Wes	4
McCREARY, Bill.....	7
MEIER, Brad.....	34
MORTON, Dean	36
O'HALLORAN, Dan	13
O'ROURKE, Dan	9
PEEL, Tim.....	20
POCHMARA, Brian.....	43
POLLOCK, Kevin.....	33
*REHMAN, Kyle	37
ROONEY, Chris.....	5
ST. LAURENT, Francois.....	38
ST. PIERRE, Justin	45
SUTHERLAND, Kelly	11
VAN MASSENHOVEN, Don.....	21
WALSH, Ian	29
WATSON, Brad.....	23

*minor league official

LINESMEN

AMELL, Derek	75
BARTON, Steve.....	59
BRISEBOIS, David	96
CAMERON, Lonnie.....	74
CHAMPOUX, Pierre.....	67
CHERREY, Scott.....	50
CORMIER, Michel	76
CVIK, Mike.....	88
DEVORSKI, Greg	54
DRISCOLL, Scott	68
GALLOWAY, Ryan	82
GIBBS, Darren.....	66
HENDERSON, Don.....	91
HEYER, Shane.....	55
KOVACHIK, Brad.....	71
LAZAROWICH, Brad	86
MACH, Brian	78
McELMAN, Andy	90
MILLER, Steve.....	89
MORIN, Jean	97
MURPHY, Brian	93
MURRAY, Jonny	95
NANSEN, Derek	70
NELSON, Thor.....	80
NOWAK, Tim	77
*PANCICH, Bryan	94
PARÉ, Mark	79
RACICOT, Pierre.....	65
RODY, Vaughan	73
SCHACHTE, Dan.....	52
SEITZ, Lyle	61
SERICOLO, Anthony	84
SHARRERS, Jay.....	57
SHEWCHYK, Mark	92
WALKOM, Stephen	24
WHELER, Mark.....	56





ABBOTSFORD HEAT

33800 King Road
Abbotsford, BC V2S 8H8

Phone: (604) 743-4328

Fax: (604) 743-5069

Web Site: www.abbotsfordheat.com



TEAM DIRECTORY

Owner	Lane Sweeting
President	Tom Mauthie
Director of Communications/Broadcast	Dave Sheldon
Director of Marketing/Promotions & Merchandising Manager	Terri Breker
Controller	Amber Magee
VP/Ticket Sales & Service	Justin McIntyre
Head Coach	Jim Playfair
Assistant Coaches	Jared Bednar, Steve O'Rourke
Athletic Trainer	D.J. Amadio
Equipment Manager	Shawn Smith

2008-09 AHL FINAL STANDINGS

EASTERN CONFERENCE

Atlantic Division	GP	W	L	OTL	SOL	PTS	GF	GA
1 y Hartford	80	46	27	3	4	99	243	216
2 x Providence	80	43	29	2	6	94	238	232
3 x Portland	80	39	31	3	7	88	249	239
4 x Worcester	80	42	35	1	2	87	223	223
5 Manchester	80	37	35	0	8	82	211	218
6 Lowell	80	35	36	2	7	79	213	243
7 Springfield	80	24	44	8	4	60	188	258

East Division	GP	W	L	OTL	SOL	PTS	GF	GA
1 y Hershey	80	49	23	2	6	106	296	240
2 x Bridgeport	80	49	23	3	5	106	241	212
3 x Wilkes-Barre	80	49	25	3	3	104	274	212
4 x Philadelphia	80	43	30	2	5	93	234	232
5 Binghamton	80	41	30	5	4	91	232	238
6 Norfolk	80	33	38	4	5	75	236	269
7 Albany	80	33	40	3	4	73	219	258

WESTERN CONFERENCE

North Division	GP	W	L	OTL	SOL	PTS	GF	GA
1 y Manitoba	80	50	23	1	6	107	239	188
2 x Hamilton	80	49	27	4	0	102	263	201
3 x Grand Rapids	80	43	25	6	6	98	255	226
4 x Toronto	80	39	29	5	7	90	240	229
5 Syracuse	80	40	32	5	3	88	214	226
6 Lake Erie	80	34	38	3	5	76	199	218
7 Rochester	80	29	43	0	8	66	184	259

West Division	GP	W	L	OTL	SOL	PTS	GF	GA
1 y Milwaukee	80	49	22	3	6	107	229	195
2 x Peoria	80	43	31	2	4	92	215	211
3 x Houston	80	38	31	2	9	87	218	230
4 x Rockford	80	40	34	0	6	86	229	220
5 Quad City	80	36	31	6	7	85	212	216
6 Chicago	80	38	37	3	2	81	226	222
7 Iowa	80	33	33	4	10	80	209	260
8 San Antonio	80	36	38	2	4	78	205	243

x = Teams who have clinched a playoff spot.
y = Teams who have clinched the division title

NATIONAL HOCKEY LEAGUE AFFILIATE

Calgary Flames

WEB SITE

www.abbotsfordheat.com

ARENA

Abbotsford Entertainment
and Sports Centre

CAPACITY

7046

DIMENSIONS

200' x 85'

FLAGSHIP RADIO STATION

Country 107.1 FM





ABBOTSFORD HEAT

2009-10 REGULAR SEASON SCHEDULE



OCTOBER '09

SUN	MON	TUES	WED	THURS	FRI	SAT
				1	2	3
4	5	6	7	8	9 SA 7:30	10 SA 6:00
11	12	13 MAN 5:30	14 MAN 5:30	15	16 MIL 7:30	17 MIL 6:00
18	19	20 TOR 7:30	21 TOR 7:30	22	23 GRA 4:00	24 CHI 5:00
25 GRA 1:00	26	27	28 MIL 5:00	29	30 HAM 4:30	31

NOVEMBER '09

SUN	MON	TUES	WED	THURS	FRI	SAT
1 LE 4:00	2	3	4	5	6 RFD 5:30	7 RFD 4:00
8	9	10	11	12 MIL 5:00	13 PEO 5:00	14 RFD 5:05
15	16	17 HAM 7:30	18 HAM 7:30	19	20 BRI 7:30	21 BRI 6:00
22	23	24	25 PEO 5:00	26	27 CHI 5:30	28 RFD 5:05
29	30					

DECEMBER '09

SUN	MON	TUES	WED	THURS	FRI	SAT
		1 TOR 4:00	2	3	4	5 ROC 6:00
6 ROC 6:00	7	8	9 HAM 4:30	10	11 ROC 4:05	12 HAM 4:00
13	14	15	16	17	18	19 PEO 6:00
20 PEO 6:00	21	22	23	24	25	26
27 MTB 5:30	28 MTB 5:30	29	30	31		

JANUARY '10

SUN	MON	TUES	WED	THURS	FRI	SAT
					1 SA 5:00	2 SA 5:00
3 HOU 2:00	4	5	6	7	8 TEX 7:30	9 TEX 4:00
10	11	12 MTB 7:30	13 MTB 7:30	14	15 LE 7:30	16 LE 4:00
17	18	19	20	21	22 HOU 7:30	23 HOU 4:00
24 31	25	26	27	28	29 TEX 5:30	30 TEX 5:00

FEBRUARY '10

SUN	MON	TUES	WED	THURS	FRI	SAT
	1 HOU 5:00	2	3	4 CHI 7:30	5 CHI 7:30	6
7	8 TOR 7:30	9 TOR 7:30	10	11	12 ROC 4:05	13 HAM 4:00
14	15 TOR 1:00	16	17	18	19 PRO 4:05	20 BRI 4:00
21 PRO 1:05	22	23	24 BRI 4:00	25	26 WOR 4:05	27 WOR 4:05

MARCH '10

SUN	MON	TUES	WED	THURS	FRI	SAT
	1	2 PRO 7:30	3 PRO 7:30	4	5 WOR 7:30	6 WOR 6:00
7	8	9	10	11	12 LE 7:30	13 LE 4:00
14	15	16	17	18	19	20 LE 4:30
21 TOR 1:00	22	23	24	25	26 HAM 7:30	27 HAM 4:00
28	29 MTB 7:30	30 MTB 7:30	31			

APRIL '10

SUN	MON	TUES	WED	THURS	FRI	SAT
				1	2 GR 7:30	3 GR 6:00
4	5	6	7 LE 4:00	8	9	10 LE 4:30
11 TOR 1:00	12	13	14	15	16	17
18	19	20	21	22	23	24
25	26	27	28	29	30	

● HOME ● AWAY * ALL TIMES PACIFIC



ABBOTSFORDHEAT.COM

1.877.452.HEAT (4328)



QUAD CITY FLAMES

2008-09 SCORING

REGULAR SEASON



#	PLAYER	POS	GP	G	A	PTS	+/-	PIM	PFG	SHG
12	Kyle Greentree	LW	79	39	37	76	-4	63	20	1
18	Carson Gernym	RW	75	13	47	60	-2	57	6	0
21	Jamie Lundmark	C	54	15	37	52	-13	31	8	0
9	Kris Chucko	RW	74	28	23	51	-8	59	7	1
3	Anders Eriksson	D	64	4	45	49	+8	60	2	0
24	David Van der Gulik	RW	73	17	19	36	+5	58	8	1
16	John Vigilante	LW	24	7	8	15	-4	2	3	1
26	Adam Cracknell	RW	79	10	16	26	-12	36	3	0
27	Brett Sutter	C	71	10	15	25	-3	50	0	3
8	Cam Cunning	LW	63	7	14	21	+2	38	0	0
22	John Armstrong	C	68	5	15	20	-2	72	0	0
10	Ryan Wilson	D	60	4	16	20	-6	56	4	0
25	Warren Peters	C	62	11	6	17	-8	51	0	1
7	Brett Palin	D	57	5	10	15	-1	40	1	0
4	Brad Cole	D	73	3	8	11	+9	53	1	1
41	Justin Bowers	C	18	4	3	7	0	11	1	0
29	Dan Ryder	C	19	3	6	9	0	14	0	0
17	Matt Pelech	D	59	3	6	9	-3	130	0	0
14	Brandon Roach	D	20	1	7	8	0	8	1	0
6	Dan Spang	D	30	1	7	8	-14	10	0	0
75	Peter Vandermeer	LW	80	5	1	6	-3	185	0	0
15	Aki Seitsonen	C	45	4	2	6	+1	10	0	0
11	Gord Baldwin	D	55	2	4	6	+6	39	0	0
28	Hugo Carpentier	C	17	2	2	4	0	8	1	0
20	Brad Farynuk	D	17	1	2	3	+1	12	0	0
10	Dustin Boyd	C	5	2	0	2	+1	2	0	0
5	Brad Brown	D	46	1	1	2	+2	96	0	0
19	J.D. Watt	RW	42	0	2	2	-1	146	0	0
38	Kevin Lalande	G	6	0	1	1	0	0	0	0
5	Craig Switzer	D	2	0	0	0	-3	0	0	0
40	Brandon Straub	D	4	0	0	0	0	6	0	0
34	Jonathan Tremblay	RW	5	0	0	0	0	0	0	0
36	Matt Keetley	G	33	0	0	0	0	0	0	0
35	Leland Irving	G	47	0	0	0	0	2	0	0
TOTALS		-	80	212	360	572	-52	1417	66	9

#	GOALIE	GP	MINS	GA	SO	AVG	W	L	SOL	SA	SVS	SV%
35	Leland Irving	47	2658	99	1	2.23	24	18	2	1119	1020	.912
36	Matt Keetley	33	1853	88	2	2.85	8	18	4	817	729	.892
38	Kevin Lalande	6	340	11	1	1.94	4	1	1	156	145	.929
TOTALS		80	4851	198	4	2.45	36	37	7	2092	1894	.905



2009-10 CALGARY HITMEN



P.O. Box 1540 Station "M"
Calgary, AB, Canada T2P 3B9

Email: info@hitmenhockey.com • Website: www.hitmenhockey.com

PHONE: (403) 571-2200 FAX: Business (403) 571-2211 Hockey (403) 571-2221

GENERAL MANAGER



Kelly Kisio

HEAD COACH



Mike Williamson

Directory

President/CEO/Governor	Ken King
General Manager/Alternate Governor	Kelly Kisio
Director of Business Operations	Mike Moore
Head Coach	Mike Williamson
Assistant Coaches	Joel Otto,
.....	Brent Kisio
Goaltending Coach	Darcy Wakaluk
Athletic Therapist	Will McMillan
Assistant Trainer	Jan Antons
Head Scout	Brad Whelen
Travelling Scout	Dan Bonar
Assistant to the GM/Education Advisor	Bernie Bajnok
Broadcast/Communications Coordinator	Brad Curle

Information

Gameday Ticket Sales	Phone (403) 777-0000
Group Sales/Flex Packs	Phone (403) 777-4646
Home Arena	Pengrowth Saddledome
Seating Capacity	16,337
Rink Dimensions	200' x 85'
Training Camp	Don Hartman Sportsplex, Calgary AB.
Colours	Black, Copper, Red and White
Team Uniforms (Home) - White Base with Copper, Red and White	
..... (Away) - Black Base with Copper, Red and White	
Conference	Eastern
Division	Central

Press Guide

Location of Press Box	South and North Side
Press Entry	From Lot D, Southeast Entrance
Radio Station	The FAN 960
Broadcasters	Brad Curle
.....	Ken Thrower
Local Newspaper	Calgary Herald, Calgary Sun

2009-2010 Roster

NUMBER	NAME	POSITION	NUMBER	NAME	POSITION
FORWARDS			DEFENCEMAN		
32	Beach, Cody	RW	27	Aschim, Kyle	D
25	Burgart, Rigby	LW	3	Bonsor, Erik	D
26	Broda, Joel	C	4	Kerr, Ryan	D
23	Fiddler, Tyler	LW	7	Kosterman, Peter	D
10	Fisenko, Misha	C	5	MacKenzie, Matt	D
18	Foucault, Kris	LW/RW	6	Madaisky, Austin	D
8	Gross, Cody	C	9	Rissling, Jaynen	D
14	Hilton, Jessi	RW	2	Wilson, Ben	D
12	Kirsch, Justin	LW	28	Stone, Michael	D
15	Kozun, Brandon	RW	GOALTENDERS		
21	Lawrence, John	LC/W	33	Komistek, Chase	G
24	MacDonald, Jason	C	1	Snider, Michael	G
22	Royer, Mackenzie	LW	31	Jones, Martin	G
11	Schaber, Chase	C			
19	Schultz, Ian	RW			
16	Sylvester, Cody	C			

CALGARY HITMEN 2009-2010 REGULAR SEASON SCHEDULE

SEPT '09

SUN	MON	TUES	WED	THURS	FRI	SAT
13	14	15	16	17	18 RD 7:30	19 EDM 7:00
20	21	22	23	24	25 MH 7:30	26
27 RD 2:00	28	29	30			

OCTOBER '09

SUN	MON	TUES	WED	THURS	FRI	SAT
				1	2 KTN 7:00	3
4 MJ 2:00	5	6	7 BDN 7:00	8	9 REG 7:00	10 MJ 7:00
11	12	13	14	15	16	17 SAS 7:00
18 POR 2:00	19	20 RD 7:00	21 EDM 7:00	22	23 EDM 7:00	24
25 SEA 2:00	26	27	28 KEL 7:00	29	30 VAN 7:30	31 CWK 2:00

NOVEMBER '09

SUN	MON	TUES	WED	THURS	FRI	SAT
1	2	3	4 EDM 7:00	5	6 EVT 7:00	7
8 SC 5:00	9	10 LET 7:00	11 KTN 2:00	12	13 MH 7:00	14
15	16	17	18 MJ 7:00	19	20 BDN 7:30	21
22 SPO 5:00	23	24	25	26	27 PA 7:00	28 SAS 7:05
29	30					

DECEMBER '09

SUN	MON	TUES	WED	THURS	FRI	SAT
		1	2 PG 7:00	3	4 VAN 7:30	5 CWK 2:00
6	7	8	9	10	11 KTN 7:00	12 MH 7:00
13 KTN 5:00	14	15	16	17	18 REG 7:00	19 MH 7:30
20	21	22	23	24	25	26
27 KTN 6:00	28	29 REG 7:00	30	31		

JANUARY '10

SUN	MON	TUES	WED	THURS	FRI	SAT
					1	2
3 LET 5:00	4	5	6	7 KTN 7:00	8	9 VAN 7:00
10	11	12 PA 7:00	13 SAS 7:05	14	15	16 LET 7:00
17 KTN 5:00	18	19 LET 7:00	20	21	22 MJ 7:00	23
24 LET 2:00	25	26	27	28	29 BDN 7:00	30

FEBRUARY '10

SUN	MON	TUES	WED	THURS	FRI	SAT
	1	2	3 SC 7:30	4 MH 7:00	5	6 MH 7:00
7	8	9 SC 7:30	10 REG 7:00	11	12 PA 7:00	13
14 LET 2:00	15 BDN 2:00	16	17 PG 7:00	18	19 KEL 7:00	20 KAM 7:00
21	22	23	24 RD 7:00	25	26 RD 7:30	27 KEL 7:00

MARCH '10

SUN	MON	TUES	WED	THURS	FRI	SAT
	1	2 PA 7:00	3	4 SC 7:00	5	6 KTN 7:00
7 SAS 2:00	8	9	10 EDM 7:00	11	12 EDM 7:00	13
14 RD 2:00	15	16	17	18	19	20

2009-2010 HITMEN SPECIAL EVENTS

- Sept. 27/09 CREN Home Opener/Game Worn Jersey Auction
- Oct. 4/09 15th Birthday Party Celebration
- Oct. 17/09 Date Night/Student Night
- Nov. 6/09 Safeway Movember Game – The Fight Against Prostate Cancer/Student Night
- Nov. 8/09 Coaching Day in Alberta powered by NSD
- Nov. 11/09 Remembrance Day
- Nov. 22/09 Kids Day
- Dec. 12/09 City TV/Kraft Shake Up the 'Dome for the Food Bank/Student Night
- Dec. 13/09 Petro-Canada Teddy Bear Toss
- Dec. 18/09 Fan Appreciation/Teddy Bear Jersey Auction
- Dec. 29/09 Flight Centre Winter Escape
- Jan. 3/10 Dodge Skate with the Hitmen
- Jan. 9/10 Cardel Rockin' Rally
- Jan. 17/10 Schlumberger Hitmen Book Launch/Book Exchange
- Jan. 22/10 Mavericks Western Night
- Jan. 24/10 Tim Hortons Minor Hockey Night
- Jan. 29/10 Husky Hitmen 7th Man/Student Night
- Jan. 31/10 Wendy's/Hockey Calgary Novice Development Day
- Feb. 6/10 Subway Soccer Centre Soccer Day
- Feb. 12/10 Valentine's Day Game/Student Night
- Feb. 15/10 Co-op Family Day
- Feb. 27/10 Calgary Stampede/Trico Homes Lunar Celebration
- Mar. 7/10 Hockey Mums Fight Breast Cancer/ Great Clips Hitmen Head Shave
- Mar. 12/10 Student Night
- Mar. 14/10 Flight Centre Fan Appreciation/Trip of a Lifetime

● HOME ● AWAY

All start times are in home team's time zone.
Game times are subject to change.



☆ FAN 960 AM RADIO BROADCASTS

☾ SHAW TELEVISION BROADCAST

For more information on game times and events visit www.hitmenhockey.com

2009-2010 CRITICAL DATES CALENDAR

SEPTEMBER

- 5 Opening Day of Rookie Camp
- 12 Opening Day of NHL Training Camps
- 14 Pre-season schedule begins
- 14 Kraft Hockeyville Game - NY Islanders vs. Vancouver Canucks (Terrace, B.C.)
- 28 Victoria Cup - Chicago Blackhawks vs. HC Davos (Zurich, Switzerland)
- 28 NHL Premiere Challenge (pre-season) Florida Panthers vs. Tappara Tampere (Tampere, Finland)
- 29 Victoria Cup - Chicago Blackhawks vs. Zurich Lions (Zurich, Switzerland)
- 29 NHL Premiere Challenge (pre-season) St. Louis Blues vs. Linköping (Linköping, Sweden)
- 30 NHL Premiere Challenge (pre-season) Detroit Red Wings vs. Farjestad (Karlstad, Sweden)
- 30 NHL Premiere Challenge (pre-season) Florida Panthers vs. Jokerit (Helsinki, Finland)
- 30 Opening Day Playing Rosters set (3:00 p.m. ET)

OCTOBER

- 1 Hockey Fights Cancer Awareness Month
- 1 Opening Night - 92nd NHL Regular Season begins
- 1 San Jose @ Colorado - Joe Sakic's number #19 retired
- 2 NY Rangers at Pittsburgh (Stanley Cup Banner raised)
- 2 NHL Premiere - Chicago Blackhawks vs. Florida Panthers (Helsinki, Finland)
- 2 NHL Premiere - Detroit Red Wings vs. St. Louis Blues (Stockholm, Sweden)
- 3 NHL Premiere - Chicago Blackhawks vs. Florida Panthers (Helsinki, Finland)
- 3 NHL Premiere - Detroit Red Wings vs. St. Louis Blues (Stockholm, Sweden)
- 3 All 30 teams in action
- 24 All 30 teams in action
- TBA Lester Patrick Award luncheon (New York, NY)

NOVEMBER

- 4-7 U20 4 Nations Cup
- 7 Hockey Hall of Fame Game (Detroit Red Wings at Toronto Maple Leafs)
- 8 Hockey Hall of Fame Legends Game (Canada vs. World)
- 9 Hockey Hall of Fame Induction Ceremony (Toronto, ON)
- Inductees: Brett Hull, Brian Leetch, Luc Robitaille, Steve Yzerman (Player category); Lou Lamoriello (Builder category)

DECEMBER

- 1 Signing deadline for Group 2 free agents
- 19-27 Holiday Roster Freeze in effect. For all players on an NHL active roster, injured reserve, or players with non-roster and injured non-roster status as of midnight, local time, December 19, a roster freeze shall apply through midnight local time December 27, with respect to waivers, trades and loans, subject to the exceptions provided for in CBA Article 16.10.
- 24-25 No scheduled practices - dressing rooms closed
- 26-Jan.5 IIHF World U20 Championship (Saskatoon & Regina, Canada)

JANUARY

- 1 2010 Bridgestone NHL Winter Classic - Philadelphia at Boston (Fenway Park, Boston)
- 17 NHL on NBC (game of the week coverage begins)
- 29-31 Hockey Weekend Across America (USA Hockey)
- 30 CBC's Hockey Day in Canada (Host: Stratford, ON)
- Montreal at Ottawa, Vancouver at Toronto, Edmonton at Calgary

FEBRUARY

- 1 Hockey is for Everyone Month
- 14 Last NHL games before Olympic break
- 15-23 2010 Winter Olympic Break: No scheduled practices - dressing rooms closed
- 16 Olympic Hockey tournament begins (Vancouver, Canada)
- 22 30th Anniversary of 'Miracle on Ice' game (1980)
- 26 Olympic Bronze medal game
- 28 Olympic Gold medal game

MARCH

- 1 NHL Regular season resumes after Olympic break
- 3 Trade deadline (3:00 p.m. ET)

APRIL

- 8-10 NCAA Frozen Four (Ford Field, Detroit)
- 11 Last day of 2009-2010 regular season
- 13-23 IIHF U18 World Championship (Mogilev & Bobruisk, Belarus)
- 14 Stanley Cup Playoffs begin

MAY

- 25-30 NHL Combine (Toronto, ON)

JUNE

- 18 Last possible day for 2009 Stanley Cup Final
- TBA Deadline for first club-elected salary arbitration (later of June 15 or 48 hours after the conclusion of the Stanley Cup Final, 5:00 p.m. ET)
- TBA 2010 NHL Awards (Las Vegas, Nevada)
- TBA NHL Entry Draft (Location: TBA)

JULY

- 1 Free Agency period begins
- 5 Deadline for player-elected salary arbitration notification (5:00 p.m. ET)
- 6 Deadline for club-elected salary arbitration notification (5:00 p.m. ET)

AUGUST

- 6 Deadline for salary arbitration decisions to be rendered

PENGROWTH SADDLEDOME SEATING BOWL



Season Ticket Prices

SECTION		*DOOR PRICES	SEASON TICKETS
Club**	(Club) 115-122, Rows 1-13	\$228.76	\$7,092.00
Gold**	201-202, Row 1 / 208-228, Row 1	\$239.03	\$7,390.80
Rest.	Saddleroom Restaurant	\$152.19	\$5,060.25
Silver	201-202, Row 2 / 207-228, Row 2	\$168.07	\$4,856.36
Red 1	101-114 / 200 Level Rows 3-4 / 204-206, Row 9	\$146.59	\$4,701.60
Red 2	209-215, Rows 5-10 / 223-228, Rows 5-10 / 201, Rows 5-10 / 204-206, Row 10 only	\$122.32	\$4,118.85
White	201 Rows 11+ / 209-215, Rows 11+ / 223-228, Rows 11+ / 202-203, Rows 5-10 / 207-208, Rows 5-10 / 216-222, Rows 5-10	\$92.44	\$2,552.40
Orange	202-208, Rows 11-16 / 216-222, Rows 11-16	\$66.29	\$2,007.45
Green	202-208, Rows 17+ / 216-222, Rows 17+	\$49.49	\$1,443.15
Black	Level 3, Rows 1-3	\$33.61	\$897.30
WC	WC	\$78.43	\$2,452.95
WC1	WC1	\$86.83	\$2,758.95
WC2	WC2	\$56.96	\$1,658.25
UFZ/SC	UFZ/SC	\$31.75	

Call (403) 777-4646

* Premium pricing may apply

** Club membership required

Prices do not include GST or SPFF



CALGARY FLAMES 2009-10 REGULAR SEASON SCHEDULE

SEPT⁰⁹

SUN	MON	TUES	WED	THURS	FRI	SAT
13	14	15 EDM 7:00	16	17 NYI 7:00	18	19 NYI (SK) 7:00
20 FLA 7:00	21 VAN 8:00	22	23 EDM 7:00	24	25	26 VAN 7:00
27	28	29	30			

OCTOBER⁰⁹

SUN	MON	TUES	WED	THURS	FRI	SAT
				1 VAN 8:00	2	3 EDM 8:00
4	5	6 MTL 7:00	7	8 EDM 7:30	9 DAL 7:00	10
11	12 CHI 6:00	13 CBJ 5:00	14	15	16 VAN 7:00	17
18	19	20 CBJ 7:30	21	22	23	24 EDM 8:00
25	26	27	28 COL 7:30	29	30	31 DET 8:00

NOVEMBER⁰⁹

SUN	MON	TUES	WED	THURS	FRI	SAT
1	2	3	4 DAL 6:30	5 STL 6:30	6	7 NYR 8:00
8	9	10 MTL 5:30	11	12	13 BUF 5:30	14 TOR 5:00
15	16	17 COL 7:30	18	19 CHI 7:30	20	21 LAK 2:00
22	23 ANA 8:00	24	25 PHX 7:30	26	27 DET 5:00	28 CBJ 5:00
29	30 NSH 6:00					

DECEMBER⁰⁹

SUN	MON	TUES	WED	THURS	FRI	SAT
		1	2	3 PHX 7:30	4	5 SJS 8:00
6	7 LAK 8:30	8	9 ATL 7:30	10	11 MIN 7:00	12
13 COL 6:00	14	15 STL 6:00	16	17 LAK 7:30	18	19 NAS 2:00
20	21	22	23 STL 7:30	24	25	26
27 VAN 6:00	28 EDM 7:00	29	30 LAK 7:30	31 EDM 7:00		

JANUARY¹⁰

SUN	MON	TUES	WED	THURS	FRI	SAT
					1	2 TOR 5:00
3	4	5 NAS 6:00	6 MIN 6:00	7	8 CBJ 7:00	9 VAN 8:00
10	11 COL 8:00	12	13 PIT 7:30	14	15 NAS 7:00	16
17 ANA 6:00	18 SJS 8:00	19	20	21 CHI 7:30	22	23
24	25 STL 7:30	26	27 DAL 6:30	28 PHX 7:00	29	30 EDM 8:00

FEBRUARY¹⁰

SUN	MON	TUES	WED	THURS	FRI	SAT
	1 PHI 7:30	2	3 CAR 7:00	4	5 FLA 5:30	6 TBL 5:00
7	8	9 OTT 5:30	10	11 DAL 7:30	12	13 ANA 8:00
14	15	16	17	18	19	20
VANCOUVER 2010						
21	22	23	24	25	26	27
OLYMPIC GAMES						

MARCH¹⁰

SUN	MON	TUES	WED	THURS	FRI	SAT
	1	2	3 MIN 8:00	4	5 NJD 7:00	6
7 MIN 1:00	8	9 DET 5:00	10	11 OTT 7:30	12	13
14 VAN 8:00	15 DET 7:30	16	17 COL 7:00	18	19 SJS 7:00	20
21 MIN 1:00	22	23 ANA 7:00	24	25 NYI 5:00	26	27 BOS 11:00am
28 WAS 1:00	29	30	31 PHX 7:30			

APRIL¹⁰

SUN	MON	TUES	WED	THURS	FRI	SAT
				1	2 COL 7:30	3
4 CHI 1:00	5	6 SJS 7:30	7	8 MIN 7:30	9	10 VAN 8:00



Flames TV Broadcasts

- CBC (Hockey Night in Canada)
- ◆ Sportsnet ▲ TSN



pengrowthsaddledome.com



hitmenhockey.com

Group Tickets Call 403-777-4646
Individual Tickets Call 403-777-0000

www.calgaryflames.com




INVEST IN OUR ENERGY

PGF.UN
LISTED
TSX

PGH
LISTED
NYSE

WWW.PENGROWTH.COM



PENGROWTH

GIVE



In this country there's a word for getting things done. It means we don't give up.
And we don't give in. Here's to the athletes who know it, and all Canadians who show it.
Molson Canadian is proud to be the official beer supplier of the 2010 Winter Games.

