



OTTAWA SENATORS | LES SÉNATEURS D'OTTAWA

2020-21 SEASON IN REVIEW

LA SAISON 2020-2021 EN RENUE

TABLE OF CONTENTS

Media information.....	3
Season in review.....	4
A look back on the 2020-21 regular season.....	5
2020-21 game-by-game summary.....	7
Senators end-of-season statistics.....	8
Opening and closing rosters.....	9
Regular season transactions.....	10
Injury summary.....	13
Regular season record analysis.....	14
Special teams scoring.....	15
Shootout summary.....	15
2020-21 Molson Cup Award.....	16
2020-21 team highs and lows.....	17
The last time the Senators.....	18
Players all-time statistics with the Senators.....	19
All-time leaders.....	20
All-time pre-season record – 1992-93 to 2020-21.....	21
2020-21 Belleville Senators game-by-game summary.....	22
2020-21 Belleville Senators regular season statistics.....	23
2020-21 regular season game summaries.....	24
Regular season series summaries.....	32
Ottawa Senators bios and statistics.....	42
2020-21 game-by-game player log.....	62

Completed: May 21, 2021

MEDIA INFORMATION

Canadian Tire Centre 1000 Palladium Dr., Ottawa, Ont., K2V 1A5
Press box phone (613) 599-0436
Media relations fax (613) 599-5562
Capacity 18,652
Venue construction began July 7, 1994
First game Jan. 17, 1996 (3-0 loss to Montreal)
First playoff game April 21, 1997 (3-2 loss to Buffalo)
Venue website www.canadiantirecentre.com
Venue Twitter feed @CdnTireCtr

COMMUNICATIONS STAFF

Chris Moore, Director

e-mail: moorec@ottawasenators.com
Office: 613-599-0326
Cell: 613-791-0814

Brett Varey, Coordinator

e-mail: vareyb@ottawasenators.com
Office: 613-599-0261
Cell: 613-298-9484

Media Twitter feed @Media_Sens
NHL Media website media.nhl.com
Senators Twitter feed @Senators
Team website www.ottawasenators.com

Media information line (613-599-0275)

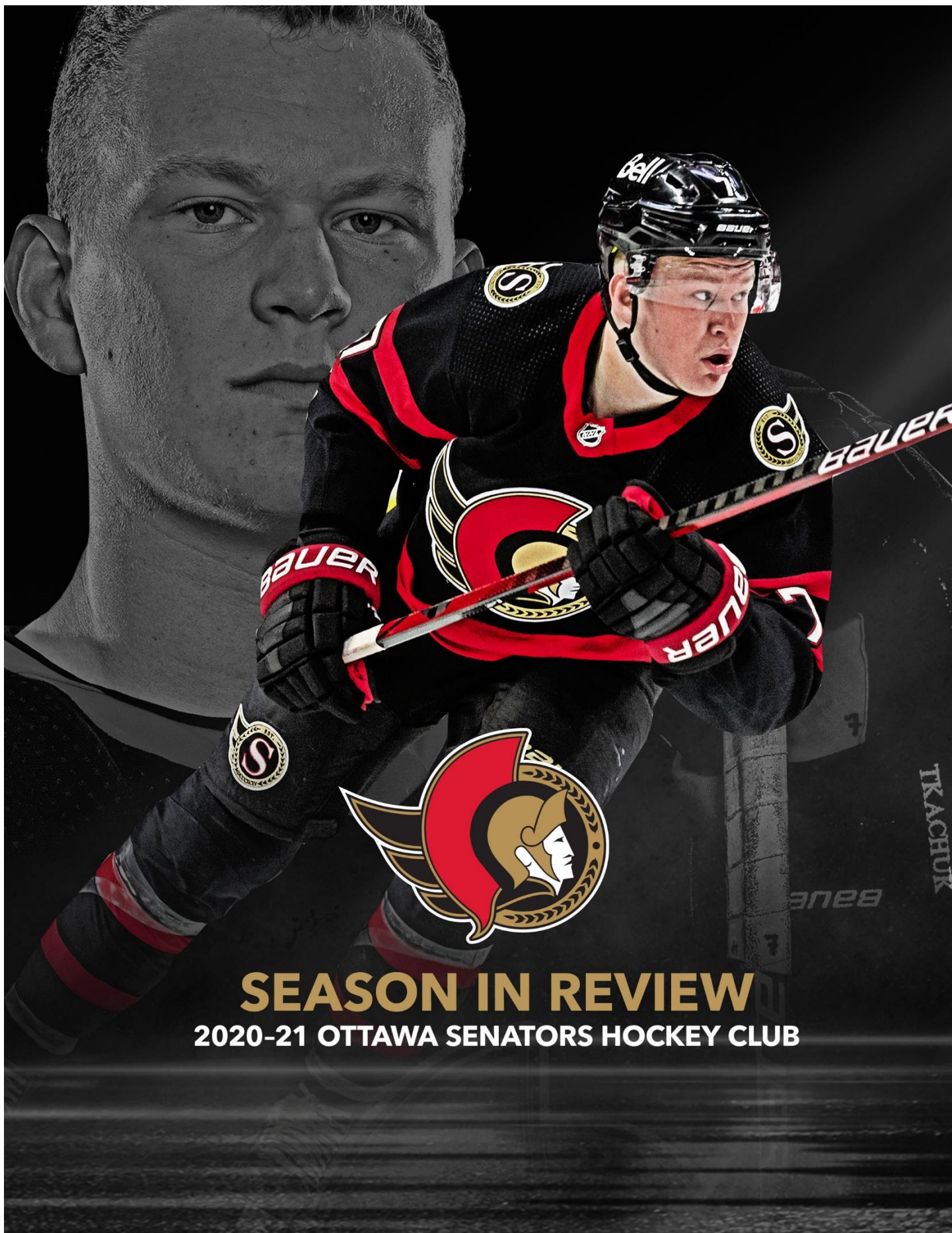
The Senators media information line is available at 613-599-0275. The media information line is updated by the Senators communications department. The service provides media with the latest Senators information, including practice schedules, roster moves, injury updates, ticket information, broadcast information, team announcements and visiting team information.

Senators Twitter feed (@Senators)

The account is updated frequently and aims to provide detailed information pertaining to team news, organizational events, OttawaSenators.com content, Sens TV videos, behind-the-scenes photos and more.

Senators communications Twitter feed (@Media_Sens)

The account is primarily updated on game days with a goal of providing up-to-the-minute information pertaining to statistical accomplishments and real-time team-related information (injury status, scoring changes, etc.) while also aiming to inform media about upcoming availabilities and opportunities in addition to providing practice times and locations.



SEASON IN REVIEW
2020-21 OTTAWA SENATORS HOCKEY CLUB

A LOOK BACK ON THE 2020-21 SEASON

TEAM NOTES

Season recap: The Senators concluded the 2020-21 regular season with a record of 23-28-5 and 51 points to rank sixth in the Scotia North Division and 23rd overall in the NHL.

Home on the range The Senators posted a record of 14-10-4 at home this season ... Connor Brown, Josh Norris and Brady Tkachuk were the Senators' leaders with 10 goals each at home while Thomas Chabot maintained the club lead with 14 assists at Canadian Tire Centre ... In 28 home games, Tkachuk led the team with 21 points on home ice ... The Senators earned a record of 18-13-6 through 37 home contests in 2019-20.

Road scholars: The Senators posted a record of 9-18-1 on the road this season ... Connor Brown and Tim Stützle were the team leaders with 11 goals each on the road while Thomas Chabot ranked first with 11 assists while the Senators served as visitors ... Stützle (11 goals, nine assists) led the club with 20 points over the team's 28 road games ... The Senators registered a 7-21-6 record over 34 road contests in 2019-20.

Franchise record: Ottawa has posted an all-time record of 971-940-115-169 over 2,195 games ... The Senators are 533-413-60-93 through 1,099 all-time home games and 438-527-55-76 through 1,096 all-time road games.

Back-to-back games: Ottawa played back-to-back games on 10 occasions in 2020-21 and concluded its final set when the team opposed the Flames at Calgary's Scotiabank Saddledome on May 9 (6-1 loss) ... The Senators posted a record of 6-4-0 in the first half of contests on consecutive nights after registering a mark of 3-6-4 over 13 such games in 2019-20. The team's record in the second half of games in back-to-back sets was 0-8-2 on the heels of a mark of 4-6-3 during the previous campaign.

On the power play: The Senators were 27-for-174 (15.5%) on the power play in 2020-21 ... Josh Norris was the team leader with six power-play goals while Drake Batherson (five goals, 10 assists) maintained the Senators lead with 15 points on the power play ... Ottawa tallied multiple power-play goals in an individual contest on five occasions in 2020-21 after having done so six times in 2019-20.

On the penalty kill: Ottawa overcame 135 of the 171 occasions it was shorthanded in 2020-21 to maintain an efficiency rating of 79.0% through its 56 regular-season games ... The team registered seven (Connor Brown x 5, Alex Formenton, Nick Paul) shorthanded markers after also recording 15 such goals in 2019-20.

New sweater: The Senators debuted a new primary logo this season which saw the organization return to its roots with the implementation of the modified original "2D" logo. The team has earned an 22-25-4 all-time record while wearing its current sweater. The Senators also unveiled their Reverse Retro sweater and wore it on five occasions in 2020-21 (1-3-1 this season). The Senators hold an all-time record of 112-75-7-25 when wearing an alternate; 26-17-2-4 when wearing a red alternate, 84-55-5-19 when wearing a black alternate and 1-1-0-1 when wearing a cream alternate.

Overtime and shootouts: The Senators earned a record of five wins, four losses and one shootout loss over 10 games which were decided beyond regulation time in 2020-21 ... Ottawa posted a mark of 4-3 over seven contests which were decided in overtime and a record of 2-1 in three shootout games. Matt Murray (2-0) and Filip Gustavsson (0-1) were the goaltenders of record in the team's three shootout contests – a 5-4 victory vs Montreal at Canadian Tire Centre on Feb. 23, a 4-3 win at Calgary's Scotiabank Saddledome on March 7 and a 3-2 setback vs Vancouver on March 17.

INDIVIDUAL NOTES

Coach Smith: D.J. Smith was introduced as the Senators' 14th head coach in franchise history on 5/23/19. A native of Windsor, Ont., Smith spent the four previous NHL seasons as an assistant coach with the Toronto Maple Leafs. Prior to joining the Maple Leafs (which was also the team for which he made his NHL playing debut in 1996-97), Smith guided the Ontario Hockey League's Oshawa Generals to a record of 135-53-3-13 over three campaigns which included his having been recognized as the OHL's Coach of the Year in 2013-14. One year later, he helped the team capture the Mastercard Memorial Cup. His 48 head coaching victories with Ottawa see him rank seventh in franchise history.

Four-plus alternates for now: In conjunction with the start of the team's 2020-21 training camp, the Senators announced that the team would deploy four full-time alternate captains during the campaign in Thomas Chabot, Erik Gudbranson, Derek Stepan and Brady Tkachuk. For Stepan, the Senators marked the third club for which he sported the 'A' following his time with the New York Rangers and Arizona Coyotes. For Gudbranson, the Orleans, Ont. native and third overall selection in the 2010 NHL Draft, the Senators represented the first NHL club for which he had worn an 'A'. Chabot and Tkachuk, who were selected by the club (in 2015 and 2018) served as fulltime alternates for the first time in their respective careers. Both players concluded the 2019-20 season as alternates following the 2/24/20 trade of Jean-Gabriel Pageau and the mid-February injury of Mark Borowiecki. Following Gudbranson's mid-April trade, Nick Paul served as an alternate while Connor Brown and Nikita Zaitsev also both served as alternates following the injury of Thomas Chabot on May 3.

Iron men: For the first time since the 2012-13 season, the Senators saw at least five players appear in each of the team's regular-season contests ... Drake Batherson, Connor Brown, Josh Norris, Nick Paul and Brady Tkachuk each skated in all of Ottawa's 56 regular-season games while Evgenii Dadonov, Chris Tierney and Nikita Zaitsev appeared in 55 of the team's 56 games. The 2021-22 season will see forward Brady Tkachuk enter the campaign as the team's current Iron Man by way of having skated in 194 consecutive contests for the club dating to his return from a torn left leg ligament on 11/8/18 vs Vegas (5-3 loss). Should he appear in the Senators' first eight games in 2021-22, he would move into a tie (with Chris Neil at 202) for 8th place among all-time Senators Iron men. Additionally, forward Connor Brown has yet to miss a regular-season NHL game since becoming a regular skater during the 2016-17 season with Toronto. He has appeared in 127 consecutive games since being acquired by Ottawa ahead of the 2019-20 season and has skated in 373 consecutive games with both Toronto and Ottawa to sit fifth overall in consecutive games played by active league skaters and 28th among all-time Senators Iron men.

Can't shut them down: With a goal by Nikita Zaitsev at the 18:52 mark of the first period, the Senators guaranteed themselves at least one goal in each of the team's 56 regular-season games this season, thus becoming the lone NHL club to not be shutout during the 2020-21 season. It marked the first time since the 2014-15 campaign that the club managed to register at least one goal in each of the team's regular-season contests. Ottawa registered a single goal in 13 of their 56 games including four times during their first nine games in the month of January while a power-play goal from Connor Brown at 18:13 of the third period on April 1 vs Montreal (4-1 loss) marked the closest the team came to not registering a marker. With two shutouts on the season (both by Matt Murray), the Senators were +2 in shutouts for to shutouts against, their greatest total since the 2016-17 season (10 shutouts for to four shutouts against). The club was last shut out on 2/22/20 when they suffered a 3-0 setback to Montreal at Canadian Tire Centre.

Tkachuk earns impressive mark: Senators forward Brady Tkachuk became the first skater since the 2005-06 season (when hits became an officially tracked league statistic) to sit in the top five league-wide in both hits and shots-on-goal. He concluded the season with 220 shots on goal, two shy of Toronto's Auston Matthews for the league lead and with 248 hits, two shy of Florida's Radko Gudas for tops in the NHL. His second overall ranking marked the highest an Ottawa skater has finished in the league in shots-on-goal since Erik Karlsson ranked fourth overall with 292 shots-on-goal during the 2014-15 season. Tkachuk has now finished second in hits among all NHL skaters for two consecutive seasons, after previously recording 303 in 2019-20 to sit one spot below Vegas' Ryan Reaves. A Senator has finished in the top five in league-wide hits three times in the last five seasons after defenceman Mark Borowiecki led the league in 2016-17 with 364.

All-time leaders: Chris Phillips is the Senators' all-time leader in games played (1,179) ... Daniel Alfredsson leads in goals (426), assists (682) and points (1,108) ... Following Phillips is Alfredsson (1,178), Chris Neil (1,026), Wade Redden (838), Radek Bonk (689), Jason Spezza (686) and Mike Fisher (675) ... Neil leads in penalty minutes (2,522) while Patrick Lalime holds the lead in shutouts (30) and ranks second (283) to Craig Anderson (435) in games played among goaltenders. Anderson leads in wins (202).

ROSTER NOTES

Building from within: Of the 42 Senators who played for Ottawa in 2020-21, 13 were drafted by the team ... The list includes: Drake Batherson, Jacob Bernard-Docker, Logan Brown, Thomas Chabot, Filip Chlapik, Joey Daccord, Alex Formenton, Marcus Hogberg, Shane Pinto, Tim Stützle, Brady Tkachuk, Colin White and Christian Wolanin while Parker Kelly was signed as an undrafted free agent. Originally drafted by the Senators in the 2011 NHL Draft, Ryan Dzingel returned to the club following a mid-season trade from Carolina.

Fourteen (14) rookie Sens: Fourteen (14) different rookies played regular-season games for the Senators this season ... The list includes: Vitaly Abramov, Olle Alsing, Bernard-Docker, Clark Bishop, Brown, Daccord, Formenton, Filip Gustavsson, Hogberg, Kelly, Josh Norris, Pinto, Stützle and Artem Zub ... Of those players, Alsing, Bernard-Docker, Kelly, Pinto, Stützle and Zub made their respective NHL debuts. Additionally, Kelly, Norris, Pinto, Stützle and Zub scored their first NHL goals while Gustavsson made his first start and also earned his first win as a member of the Senators.

How the Senators season-ending roster was built (31):

Draft (11): Batherson, Bernard-Docker, L. Brown, Chabot, Daccord, Formenton, Hogberg, Pinto, Stützle, Tkachuk, White

Trade (14): Amadio, Anisimov, Brannstrom, C. Brown, J. Brown, Dzingel, Gustavsson, Murray, Norris, Paul, Stepan, Tierney, Watson, Zaitsev

Free Agency (4): Alsing, Dadonov, Kelly, Zub

Waivers (2): Forsberg, Mete

2020-21 GAME-BY-GAME SUMMARY

#	DATE	TEAM	W/L/O	Record	GF-GA	OTT Scorers	W Goal	PP	PK	SF-SA	W-L Gtldr	Attendance
1	Jan. 15	Toronto	W	1-0-0	5-3	72p, 7, 16, 71, 15	71	1-5	3-5	24-23	30 - 31	N/A
2	Jan. 16	Toronto	L	1-1-0	2-3	13, 18	34	0-5	3-4	19-40	36 - 30	N/A
3	Jan. 19	Winnipeg	O*	1-1-1	3-4	9p, 71, 17p	27	2-5	4-5	41-28	30 - 30	N/A
4	Jan. 21	Winnipeg	L	1-2-1	1-4	71	55	0-5	7-7	29-29	37 - 30	N/A
5	Jan. 23	@ Winnipeg	L	1-3-1	3-6	63, 7, 13	25	0-2	1-3	21-38	37 - 1	N/A
6	Jan. 25	@ Vancouver	L	1-4-1	1-7	16	64	0-5	2-2	36-35	35 - 30	N/A
7	Jan. 27	@ Vancouver	L	1-5-1	1-5	9p	9	1-4	2-3	43-35	35 - 1	N/A
8	Jan. 28	@ Vancouver	L	1-6-1	1-4	72	40	0-5	3-4	37-25	49 - 30	N/A
9	Jan. 31	@ Edmonton	L	1-7-1	5-8	36, 7, 19p, 18p, 16	97	2-5	1-5	38-31	50 - 1	N/A
10	Feb. 2	@ Edmonton	L	1-8-1	2-4	23, 18	29	0-5	2-2	25-25	19 - 1	N/A
11	Feb. 4	@ Montreal	W	2-8-1	3-2	72, 18p, 28	28	1-4	4-4	22-38	30 - 31	N/A
12	Feb. 6	Montreal	L	2-9-1	1-2	36p	17	1-6	2-3	35-32	34 - 30	N/A
13	Feb. 8	Edmonton	L	2-10-1	1-3	63	63	0-2	4-4	28-35	41 - 30	N/A
14	Feb. 9	Edmonton	L	2-11-1	2-3	28, 63	22	0-2	1-1	42-22	19 - 1	N/A
15	Feb. 11	@ Winnipeg	L	2-12-1	1-5	9	2	0-2	1-2	42-26	37 - 30	N/A
16	Feb. 13	@ Winnipeg	W	3-12-1	2-1	63, 7	7	0-1	1-1	29-31	1 - 37	N/A
17	Feb. 15	@ Toronto	W*	4-12-1	6-5	19, 13s, 2, 28, 63, 63	63	0-3	1-2	31-38	1 - 31	N/A
18	Feb. 17	@ Toronto	L	4-13-1	1-2	7	15	0-3	3-3	28-28	31 - 30	N/A
19	Feb. 18	@ Toronto	L	4-14-1	3-7	18, 28, 19	65	0-2	1-3	37-31	30 - 30	N/A
20	Feb. 21	Montreal	W*	5-14-1	3-2	19, 9, 7	7	0-4	3-3	39-32	30 - 34	N/A
21	Feb. 23	Montreal	W**	6-14-1	5-4	19, 7p, 26p, 7	18	2-4	3-3	39-36	30 - 31	N/A
22	Feb. 25	Calgary	W	7-14-1	6-1	19, 44, 28, 26, 36, 36	44	0-0	0-0	31-30	30 - 33	N/A
23	Feb. 27	Calgary	L	7-15-1	3-6	19p, 36p, 7p	23	3-6	3-4	34-38	33 - 30	N/A
24	March 1	Calgary	W	8-15-1	5-1	51, 19, 19, 36, 63	19	0-1	2-3	36-28	30 - 33	N/A
25	March 2	@ Montreal	L	8-16-1	1-3	2	26	0-3	1-3	27-33	31 - 34	N/A
26	March 4	@ Calgary	L	8-17-1	3-7	9, 51p, 10	27	1-6	1-1	32-29	33 - 30	N/A
27	March 7	@ Calgary	W**	9-17-1	4-3	28, 10, 36	19	0-2	7-8	22-34	30 - 25	N/A
28	March 8	@ Edmonton	L	9-18-1	2-3	63, 18	29	0-2	2-3	28-37	19 - 34	N/A
29	March 10	@ Edmonton	L	9-19-1	1-7	63	16	0-1	2-4	22-36	41 - 30	N/A
30	March 12	@ Edmonton	L	9-20-1	2-6	72, 7p	25	1-2	3-4	25-37	41 - 34	N/A
31	March 14	Toronto	W	10-20-1	4-3	7, 10, 19p, 19	19	1-3	1-1	31-36	34 - 31	N/A
32	March 15	Vancouver	O*	10-20-2	2-3	9, 36	9	0-4	1-1	46-28	35 - 34	N/A
33	March 17	Vancouver	O**	10-20-3	2-3	10, 9	96	0-2	2-2	32-29	35 - 32	N/A
34	March 22	Calgary	W	11-20-3	2-1	10, 71	71	0-2	1-1	23-36	32 - 25	N/A
35	March 24	Calgary	W	12-20-3	3-1	9, 71, 22	71	0-3	3-3	31-29	32 - 25	N/A
36	March 25	Toronto	O*	12-20-4	2-3	28s, 59	3	0-3	3-3	31-41	36 - 31	N/A
37	April 1	Montreal	L	12-21-4	1-4	28p	41	1-2	3-3	23-38	34 - 32	N/A
38	April 3	@ Montreal	W	13-21-4	6-3	7p, 28s, 63, 63, 59, 19	63	1-2	4-5	32-38	31 - 31	N/A
39	April 5	@ Winnipeg	L	13-22-4	3-4	10, 9p, 28	81	1-4	2-3	23-46	37 - 31	N/A
40	April 7	Edmonton	L	13-23-4	2-4	9, 28	97	0-2	2-3	30-35	19 - 1	N/A
41	April 8	Edmonton	L	13-24-4	1-3	28	14	0-2	0-1	40-23	41 - 31	N/A
42	April 10	@ Toronto	L	13-25-4	5-6	19, 59s, 18, 28, 9p	11	1-2	1-1	32-38	36 - 31	N/A
43	April 12	Winnipeg	W	14-25-4	4-2	7p, 28, 63, 7	63	1-2	4-5	24-26	31 - 37	N/A
44	April 14	Winnipeg	L	14-26-4	2-3	13, 9p	23	1-5	2-3	29-35	30 - 30	N/A
45	April 17	@ Montreal	W	15-26-4	4-0	2, 19, 19p, 22	2	1-4	4-4	15-23	30 - 31	N/A
46	April 19	@ Calgary	W	16-26-4	4-2	7, 28s, 9p, 28	9	1-2	4-4	20-28	30 - 25	N/A
47	April 22	@ Vancouver	W	17-26-4	3-0	18p, 19p, 28s	18	2-4	4-4	25-31	30 - 35	N/A
48	April 24	@ Vancouver	L	17-27-4	2-4	36, 63	70	0-6	3-4	28-34	49 - 1	N/A
49	April 26	Vancouver	W	18-27-4	2-1	9, 19	19	0-1	1-1	27-26	1 - 49	N/A
50	April 28	Vancouver	W	19-27-4	6-3	98, 71, 9, 72, 7, 36	72	0-2	3-3	33-22	1 - 35	N/A
51	May 1	@ Montreal	O*	19-27-5	2-3	18, 72	22	0-2	2-3	23-39	30 - 32	N/A
52	May 3	Winnipeg	W	20-27-5	2-1	28s, 22	22	0-3	6-6	18-29	32 - 30	N/A
53	May 5	Montreal	W	21-27-5	5-1	57, 7, 13, 28, 59	7	0-2	1-1	34-31	31 - 34	N/A
54	May 8	@ Winnipeg	W	22-27-5	4-2	28, 18, 18, 18p	18	1-2	2-2	23-29	32 - 37	N/A
55	May 9	@ Calgary	L	22-28-5	1-6	9	11	0-3	0-1	20-36	25 - 31	N/A
56	May 12	Toronto	W*	23-28-5	4-3	22, 28s, 45, 9	9	0-4	4-5	28-33	32 - 31	N/A

(* = overtime, ** = shootout, x = game-deciding goal, p = power play, s = shorthanded, + = venue sell-out)

2020-21 SENATORS END-OF-SEASON STATISTICS

#	SKATER	POS	GP	G	A	PTS	+/-	PIM	PPG	SHG	GW	S	S%	TOI/G	FO%
7	Brady Tkachuk	LW	56	17	19	36	-17	69	5	0	3	220	7.7	18:13	47.4
28	Connor Brown	RW	56	21	14	35	1	12	1	5	1	123	17.1	18:14	44.4
9	Josh Norris	C	56	17	18	35	-12	13	6	0	2	96	17.7	16:28	52.4
19	Drake Batherson	RW	56	17	17	34	-17	8	5	0	3	111	15.3	16:28	38.5
72	Thomas Chabot	D	49	6	25	31	-15	36	1	1	1	120	5.0	26:17	--
18	Tim Stützle	LW	53	12	17	29	-18	14	4	0	2	111	10.8	15:44	29.6
63	Evgenii Dadonov	RW	55	13	7	20	-9	4	0	0	3	89	14.6	15:34	0.0
13	Nick Paul	LW	56	5	15	20	5	19	0	1	0	105	4.8	16:04	52.1
71	Chris Tierney	C	55	6	13	19	-12	8	0	0	3	53	11.3	14:59	45.6
5	Mike Reilly	D	40	0	19	19	-2	18	0	0	0	67	0.0	18:36	--
36	Colin White	C	45	10	8	18	-6	16	2	0	0	69	14.5	14:41	42.3
22	Nikita Zaitsev	D	55	4	13	17	-13	26	0	0	1	70	5.7	22:44	--
2	Artem Zub	D	47	3	11	14	4	26	0	0	1	39	7.7	18:22	--
26	Erik Brannstrom	D	30	2	11	13	3	25	1	0	0	42	4.8	16:21	--
16	Austin Watson	RW	34	3	7	10	-7	40	0	0	0	41	7.3	12:00	26.1
10	Ryan Dzingel	LW	29	6	3	9	-3	19	0	0	0	39	15.4	12:31	30.0
51	Artem Anisimov	C	19	2	7	9	1	2	1	0	0	30	6.7	12:01	40.9
57	Shane Pinto	C	12	1	6	7	6	10	0	0	0	11	9.1	12:31	40.9
59	Alex Formenton	LW	20	4	2	6	6	6	0	1	0	27	14.8	11:59	20.0
21	Derek Stepan	C	20	1	5	6	-6	8	0	0	0	44	2.3	15:03	50.0
44	Erik Gudbranson	D	36	1	2	3	-13	47	0	0	1	53	1.9	18:04	--
62	Clark Bishop	C	13	0	3	3	2	4	0	0	0	16	0.0	9:28	50.7
24	Christian Wolanin	D	15	0	3	3	-7	6	0	0	0	14	0.0	13:00	--
98	Victor Mete	D	14	1	1	2	5	2	0	0	0	12	8.3	17:27	--
55	Braydon Coburn	D	16	0	2	2	-3	10	0	0	0	15	0.0	16:25	--
45	Parker Kelly	LW	1	1	0	1	1	0	0	0	0	1	100.0	7:32	100.0
17	Alex Galchenyuk	LW	8	1	0	1	-6	6	1	0	0	17	5.9	9:30	--
23	Cedric Paquette	C	9	1	0	1	-8	4	0	0	0	4	25.0	10:15	42.9
29	Mike Amadio	C	5	0	1	1	2	2	0	0	0	5	0.0	12:59	46.3
53	Matthew Peca	C	5	0	1	1	1	0	0	0	0	3	0.0	8:53	0.0
3	Josh Brown	D	26	0	1	1	-1	30	0	0	0	8	0.0	14:08	--
48	Jacob Bernard-Docker	D	5	0	0	0	0	2	0	0	0	6	0.0	13:39	--
52	Olle Alsing	D	4	0	0	0	-1	0	0	0	0	1	0.0	10:49	--
38	Micheal Haley	LW	4	0	0	0	-1	5	0	0	0	0	--	6:02	0.0
85	Vitaly Abramov	LW	2	0	0	0	0	0	0	0	0	0	--	9:43	--
27	Logan Brown	C	1	0	0	0	0	2	0	0	0	0	--	9:40	0.0
78	Filip Chlapik	C	1	0	0	0	1	0	0	0	0	1	0.0	7:11	--

#	GOALTENDERS	GP	W	L	OT	SA	GA	GAA	SV	SV%	EN	A	SO	TOI
30	Matt Murray	27	10	13	1	738	79	3.38	659	.893	1	1	2	1,404:11
1	Marcus Hogberg	14	4	7	0	322	40	3.74	282	.876	3	0	0	641:51
32	Filip Gustavsson	9	5	1	2	254	17	2.16	237	.933	0	0	0	471:34
31	Anton Forsberg	8	3	4	1	264	24	3.21	240	.909	2	0	0	448:33
34	Joey Daccord	8	1	3	1	214	22	3.27	192	.897	1	0	0	403:22

2020-21 OPENING AND CLOSING ROSTERS

Jan. 15 vs Toronto, 5-3 win		
#	PLAYERS	POS
1	Marcus Hogberg	G
30	Matt Murray	G
3	Josh Brown	D
5	Mike Reilly	D
7	Brady Tkachuk	LW
9	Josh Norris	C
13	Nick Paul	LW
15	Derek Stepan	C
16	Austin Watson	RW
17	Alex Galchenyuk	LW
18	Tim Stützle	LW
19	Drake Batherson	RW
22	Nikita Zaitsev	D
23	Cedric Paquette	C
24	Christian Wolanin	D
28	Connor Brown	RW
36	Colin White	C
44	Erik Gudbranson	D
51	Artem Anisimov	C
55	Braydon Coburn	D
63	Evgenii Dadonov	RW
71	Chris Tierney	C
72	Thomas Chabot	D

(# = injured)

May 12 vs Toronto, 4-3 OT win		
#	PLAYERS	POS
1	Marcus Hogberg	G
30	# Matt Murray	G
31	Anton Forsberg	G
32	Filip Gustavsson	G
2	Artem Zub	D
3	# Josh Brown	D
7	Brady Tkachuk	LW
9	Josh Norris	C
10	Ryan Dzingel	LW
13	Nick Paul	LW
16	# Austin Watson	RW
18	Tim Stützle	LW
19	Drake Batherson	RW
22	Nikita Zaitsev	D
26	Erik Brannstrom	D
27	Logan Brown	C
28	Connor Brown	RW
29	Mike Amadio	C
36	# Colin White	C
45	Parker Kelly	LW
48	Jacob Bernard-Docker	D
51	Artem Anisimov	C
52	Olle Alsing	D
57	Shane Pinto	C
59	Alex Formenton	LW
63	Evgenii Dadonov	RW
71	Chris Tierney	C
72	# Thomas Chabot	D
98	Victor Mete	D

2020-21 REGULAR SEASON TRANSACTIONS

From Jan. 13 (start of NHL season) to May 13 (one day after the completion of the Senators' regular season)

DATE	PLAYER	TRANSACTION
Jan. 23	Micheal Haley	Recalled from taxi squad
Jan. 24	Micheal Haley	Re-assigned to taxi squad
Jan. 27	Christian Jaros	Traded to San Jose (NHL)
Jan. 27	Jack Kopacka	Acquired in a trade with San Jose (NHL); re-assigned to taxi squad
Jan. 28	Filip Chlapik	Recalled from taxi squad
Jan. 29	Filip Chlapik	Re-assigned to taxi squad
Jan. 31	Artem Zub	Recalled from taxi squad
Feb. 1	Vitaly Abramov	Assigned to Belleville (AHL)
Feb. 3	Jonathan Aspirot	Re-assigned to Belleville (AHL)
Feb. 3	Erik Brannstrom	Recalled from Belleville (AHL); re-assigned to taxi squad
Feb. 4	Erik Brannstrom	Recalled from taxi squad
Feb. 4	Braydon Coburn	Assigned to taxi squad
Feb. 6	Filip Chlapik	Re-assigned to Belleville (AHL)
Feb. 6	Matthew Peca	Re-assigned to Belleville (AHL)
Feb. 6	Logan Brown	Recalled from Belleville (AHL); re-assigned to taxi squad
Feb. 9	Joey Daccord	Re-assigned to Belleville (AHL)
Feb. 9	Filip Gustavsson	Recalled from Belleville (AHL); re-assigned to taxi squad
Feb. 10	Logan Brown	Re-assigned to Belleville (AHL)
Feb. 10	Matthew Peca	Recalled from Belleville (AHL); re-assigned to taxi squad
Feb. 13	Filip Gustavsson	Recalled from taxi squad
Feb. 13	Artem Anisimov	Assigned to taxi squad
Feb. 13	Alex Galchenyuk	Traded to Carolina (NHL)
Feb. 13	Cedric Paquette	Traded to Carolina (NHL)
Feb. 13	Ryan Dzingel	Acquired in a trade with Carolina (NHL)
Feb. 13	Artem Anisimov	Recalled from taxi squad
Feb. 15	Joey Daccord	Recalled from Belleville (AHL); re-assigned to taxi squad
Feb. 15	Filip Gustavsson	Re-assigned to Belleville (AHL)
Feb. 15	Joey Daccord	Re-assigned to taxi squad
Feb. 18	Matthew Peca	Recalled from taxi squad
Feb. 18	Artem Anisimov	Re-assigned to taxi squad
Feb. 19	Joey Daccord	Re-assigned to Belleville (AHL)
Feb. 19	Kevin Mandolese	Recalled from Belleville (AHL); re-assigned to taxi squad
Feb. 19	Artem Anisimov	Recalled from taxi squad
Feb. 19	Matthew Peca	Re-assigned to taxi squad
Feb. 20	Joey Daccord	Recalled from Belleville (AHL)
Feb. 21	Joey Daccord	Recalled from taxi squad * emergency recall
Feb. 21	Micheal Haley	Recalled from taxi squad
Feb. 21	Artem Anisimov	Re-assigned to taxi squad
Feb. 21	Braydon Coburn	Recalled from taxi squad
Feb. 21	Logan Shaw	Recalled from Belleville (AHL); re-assigned to taxi squad
Feb. 22	Artem Anisimov	Recalled from taxi squad
Feb. 22	Micheal Haley	Re-assigned to taxi squad
Feb. 22	Braydon Coburn	Re-assigned to taxi squad
Feb. 22	Logan Shaw	Re-assigned to Belleville (AHL)
Feb. 23	Micheal Haley	Recalled from taxi squad
Feb. 23	Artem Anisimov	Re-assigned to taxi squad
Feb. 24	Artem Anisimov	Recalled from taxi squad
Feb. 24	Micheal Haley	Re-assigned to taxi squad
Feb. 24	Erik Brannstrom	Re-assigned to taxi squad
Feb. 25	Matthew Peca	Recalled from taxi squad
Feb. 25	Erik Brannstrom	Recalled from taxi squad
Feb. 25	Logan Brown	Recalled from Belleville (AHL); re-assigned to taxi squad
Feb. 26	Erik Brannstrom	Re-assigned to taxi squad
Feb. 26	Filip Gustavsson	Recalled from Belleville (AHL); re-assigned to taxi squad
Feb. 26	Kevin Mandolese	Re-assigned to Belleville (AHL)
Feb. 26	Filip Chlapik	Contract terminated, released by Ottawa (NHL)
Feb. 27	Erik Brannstrom	Recalled from taxi squad
Feb. 28	Erik Brannstrom	Re-assigned to taxi squad
March 1	Logan Brown	Re-assigned to Belleville (AHL)
March 1	Filip Gustavsson	Re-assigned to Belleville (AHL)
March 1	Clark Bishop	Recalled from Belleville (AHL); re-assigned to taxi squad
March 1	Kevin Mandolese	Recalled from Belleville (AHL); re-assigned to taxi squad
March 1	Braydon Coburn	Recalled from taxi squad
March 2	Braydon Coburn	Re-assigned to taxi squad
March 2	Matthew Peca	Re-assigned to taxi squad
March 2	Erik Brannstrom	Recalled from taxi squad
March 2	Micheal Haley	Recalled from taxi squad
March 2	Filip Gustavsson	Recalled from Belleville (AHL)
March 3	Micheal Haley	Re-assigned to taxi squad
March 3	Filip Gustavsson	Re-assigned to Belleville (AHL)
March 4	Braydon Coburn	Recalled from taxi squad
March 5	Erik Brannstrom	Re-assigned to taxi squad
March 7	Braydon Coburn	Re-assigned to taxi squad
March 7	Erik Brannstrom	Recalled from taxi squad
March 8	Matthew Peca	Recalled from taxi squad * emergency recall
March 9	Matthew Peca	Re-assigned to taxi squad

March 11	Erik Brannstrom	Re-assigned to taxi squad
March 12	Clark Bishop	Recalled from taxi squad * emergency recall
March 13	Clark Bishop	Re-assigned to taxi squad
March 14	Kevin Mandolese	Recalled from taxi squad * emergency recall
March 15	Kevin Mandolese	Re-assigned to taxi squad
March 15	Filip Gustavsson	Recalled from taxi squad
March 16	Filip Gustavsson	Re-assigned to taxi squad
March 16	Matthew Peca	Re-assigned to taxi squad
March 16	Clark Bishop	Re-assigned to taxi squad
March 16	Kevin Mandolese	Re-assigned to Belleville (AHL)
March 17	Kevin Mandolese	Recalled from Belleville (AHL), re-assigned to taxi squad
March 17	Clark Bishop	Recalled from taxi squad
March 17	Anton Forsberg	Claimed off waivers from Winnipeg (NHL)
March 17	Filip Gustavsson	Recalled from taxi squad * emergency recall
March 18	Erik Brannstrom	Re-assigned to Belleville (AHL)
March 18	Matthew Peca	Re-assigned to Belleville (AHL)
March 18	Clark Bishop	Re-assigned to taxi squad
March 18	Filip Gustavsson	Re-assigned to taxi squad
March 18	Artem Zub	Re-assigned to taxi squad
March 19	Kevin Mandolese	Re-assigned to Belleville (AHL)
March 20	Anton Forsberg	Assigned to Belleville (AHL) * conditioning loan
March 21	Anton Forsberg	Recalled from Belleville (AHL)
March 22	Clark Bishop	Recalled from taxi squad
March 22	Filip Gustavsson	Recalled from taxi squad * emergency recall (terminated March 24; remains regular onwards)
March 22	Artem Zub	Recalled from taxi squad
March 22	Vitaly Abramov	Recalled from Belleville (AHL); re-assigned to taxi squad
March 22	Kevin Mandolese	Recalled from Belleville (AHL); re-assigned to taxi squad
March 23	Clark Bishop	Re-assigned to taxi squad
March 23	Alex Formenton	Recalled from Belleville (AHL); re-assigned to taxi squad
March 24	Clark Bishop	Recalled from taxi squad
March 24	Alex Formenton	Recalled from taxi squad * emergency recall
March 24	Kevin Mandolese	Re-assigned to Belleville (AHL)
March 24	Olle Alsing	Recalled from Belleville (AHL); re-assigned to taxi squad
March 24	Jack Kopacka	Recalled from Belleville (AHL); re-assigned to taxi squad
March 25	Jack Kopacka	Re-assigned to Belleville (AHL)
March 25	Mark Kastelic	Recalled from Belleville (AHL); re-assigned to taxi squad
March 25	Braydon Coburn	Recalled from taxi squad
March 26	Filip Gustavsson	Re-assigned to taxi squad
March 26	Alex Formenton	Re-assigned to taxi squad
March 26	Christian Wolanin	Re-assigned to taxi squad
March 26	Vitaly Abramov	Re-assigned to Belleville (AHL)
March 26	Mark Kastelic	Re-assigned to Belleville (AHL)
March 26	Olle Alsing	Re-assigned to Belleville (AHL)
March 26	Marcus Hogberg	Assigned to Belleville (AHL) * conditioning loan
March 27	Erik Brannstrom	Recalled from Belleville (AHL), re-assigned to taxi squad
March 27	Jack Kopacka	Recalled from Belleville (AHL), re-assigned to taxi squad
March 27	Alex Formenton	Re-assigned to Belleville (AHL)
March 27	Christian Wolanin	Re-assigned to Belleville (AHL)
March 28	Alex Formenton	Recalled from Belleville (AHL), re-assigned to taxi squad
March 28	Jack Kopacka	Re-assigned to Belleville (AHL)
March 29	Clark Bishop	Re-assigned to taxi squad
March 29	Christian Wolanin	Traded to Los Angeles (NHL)
March 29	Mike Amadio	Acquired in a trade with Los Angeles (NHL); re-assigned to taxi squad
April 1	Artem Anisimov	Re-assigned to taxi squad
April 1	Clark Bishop	Recalled from taxi squad
April 1	Alex Formenton	Recalled from taxi squad
April 1	Filip Gustavsson	Recalled from taxi squad
April 1	Jacob Bernard-Docker	Signed to a three-year entry-level contract
April 1	Shane Pinto	Signed to a three-year entry-level contract
April 2	Clark Bishop	Re-assigned to taxi squad
April 2	Alex Formenton	Re-assigned to taxi squad
April 2	Olle Alsing	Recalled from Belleville (AHL); re-assigned to taxi squad
April 2	Logan Shaw	Recalled from Belleville (AHL); re-assigned to taxi squad
April 2	Artem Anisimov	Recalled from taxi squad
April 3	Clark Bishop	Recalled from taxi squad
April 3	Alex Formenton	Recalled from taxi squad
April 3	Maxence Guénette	Signed to a three-year entry-level contract
April 4	Alex Formenton	Re-assigned to taxi squad
April 4	Filip Gustavsson	Re-assigned to taxi squad
April 5	Alex Formenton	Recalled from taxi squad
April 5	Filip Gustavsson	Recalled from taxi squad
April 6	Filip Gustavsson	Re-assigned to Belleville (AHL)
April 6	Alex Formenton	Re-assigned to taxi squad
April 6	Marcus Hogberg	Recalled from Belleville (AHL) * conditioning loan cancelled
April 6	Jack Kopacka	Recalled from Belleville (AHL), re-assigned to taxi squad
April 7	Alex Formenton	Recalled from taxi squad
April 8	Braydon Coburn	Re-assigned to taxi squad
April 8	Erik Brannstrom	Recalled from taxi squad
April 8	Michael Amadio	Recalled from taxi squad
April 9	Alex Formenton	Re-assigned to taxi squad
April 10	Alex Formenton	Recalled from taxi squad
April 11	Clark Bishop	Re-assigned to taxi squad
April 11	Alex Formenton	Re-assigned to taxi squad

April 11	Cody Goloubef	Signed to one-year, two-way contract
April 11	Mike Reilly	Traded to Boston (NHL)
April 11	Braydon Coburn	Traded to N.Y. Islanders (NHL)
April 11	Alex Formenton	Recalled from taxi squad
April 12	Victor Mete	Claimed off waivers from Montreal (NHL)
April 12	Erik Gudbranson	Traded to Nashville (NHL)
April 12	Brandon Fortuanto	Acquired in a trade with Nashville (NHL); assigned to Belleville (AHL)
April 18	Jack Kopacka	Re-assigned to Belleville (AHL)
April 18	Vitaly Abramov	Recalled from Belleville (AHL), re-assigned to taxi squad
April 18	Cody Goloubef	Recalled from Belleville (AHL), re-assigned to taxi squad
April 26	Cody Goloubef	Re-assigned to Belleville (AHL)
April 26	Logan Shaw	Re-assigned to Belleville (AHL)
April 26	Filip Gustavsson	Recalled from Belleville (AHL) * emergency recall
April 26	Kevin Mandolese	Recalled from Belleville (AHL), re-assigned to taxi squad
April 29	Kevin Mandolese	Re-assigned to Belleville (AHL)
April 29	Filip Gustavsson	Re-assigned to taxi squad
April 30	Filip Gustavsson	Recalled from Belleville (AHL) * emergency recall
April 30	Kevin Mandolese	Recalled from Belleville (AHL), re-assigned to taxi squad
May 4	Kevin Mandolese	Re-assigned to Belleville (AHL)
May 4	Filip Gustavsson	Re-assigned to taxi squad (terminated May 5; remained regular recall to taxi squad onwards)
May 5	Olle Alsing	Recalled from taxi squad * emergency recall
May 5	Jonathan Aspirot	Recalled from Belleville (AHL), re-assigned to taxi squad
May 5	Vitaly Abramov	Recalled from taxi squad
May 5	Parker Kelly	Recalled from Belleville (AHL), re-assigned to taxi squad
May 7	Cody Goloubef	Recalled from Belleville (AHL), re-assigned to taxi squad
May 8	Filip Gustavsson	Recalled from taxi squad
May 9	Vitaly Abramov	Re-assigned to taxi squad
May 11	Vitaly Abramov	Re-assigned to Belleville (AHL)
May 11	Cody Goloubef	Re-assigned to Belleville (AHL)
May 11	Logan Brown	Recalled from Belleville (AHL), re-assigned to taxi squad
May 12	Logan Brown	Recalled from taxi squad
May 12	Parker Kelly	Recalled from taxi squad
May 12	J-C Beaudin	Recalled from Belleville (AHL), re-assigned to taxi squad
May 12	Lassi Thomson	Recalled from Belleville (AHL), re-assigned to taxi squad
May 13	Olle Alsing	Re-assigned to Belleville (AHL)
May 13	Jonathan Aspirot	Re-assigned to Belleville (AHL)
May 13	J-C Beaudin	Re-assigned to Belleville (AHL)
May 13	Clark Bishop	Re-assigned to Belleville (AHL)
May 13	Logan Brown	Re-assigned to Belleville (AHL)
May 13	Filip Gustavsson	Re-assigned to Belleville (AHL)
May 13	Parker Kelly	Re-assigned to Belleville (AHL)
May 13	Lassi Thomson	Re-assigned to Belleville (AHL)

INJURY SUMMARY

PLAYER	INJURY	DATE OF INJURY	GAMES MISSED	NOTES
Artem Anisimov	Flu	March 7	1*	Returned March 10 at Edmonton
	Flu	March 12	7*	Was eligible to return April 1 vs. Montreal
Erik Brannstrom	Left shoulder sprain	Feb. 8	4	Returned Feb. 17 at Toronto
Josh Brown	Fractured right foot	May 3	4	Missed the remainder of the regular season
Thomas Chabot	Left knee	Jan. 28	1	Returned Feb. 2 at Edmonton
	Back	Feb. 17	2	Returned Feb. 23 vs. Montreal
	Separated left shoulder	May 3	4	Missed the remainder of the regular season
Joey Daccord	High left ankle sprain	March 17	23	Missed the remainder of the regular season
Evgenii Dadonov	Neck	May 4	1	Returned May 8 at Winnipeg
Ryan Dzingel	Neck	April 8	1	Returned April 10 at Toronto
Alex Formenton	Flu	April 30	1*	Returned May 3 vs. Winnipeg
	Left elbow	May 5	1	Returned May 9 at Calgary
Anton Forsberg	Left ankle	April 24	3	Was eligible to return May 1 vs. Montreal
	Flu	April 30	2*	Returned May 5 vs. Montreal
Marcus Hogberg	Right groin strain	Feb. 18	15	Was eligible to return March 24 vs. Calgary
Matt Murray	Neck strain	Feb. 11	2	Returned Feb. 17 at Toronto
	Left shoulder	March 14	13	Returned April 14 vs. Winnipeg
	Right hamstring	April 24	8	Missed the remainder of the regular season
Cedric Paquette	Left knee	Jan. 23	1	Returned Jan. 27 at Vancouver
Mike Reilly	Left shoulder	March 2	1	Returned March 7 at Calgary
Derek Stepan	Separated left shoulder	Feb. 23	35	Missed the remainder of the regular season
Tim Stützle	Left knee contusion	Jan. 18	3	Returned Jan. 25 at Vancouver
Austin Watson	Broken left thumb	March 22	22	Missed the remainder of the regular season
Colin White	Left hamstring	March 10	1	Returned March 14 vs. Toronto
	Concussion	April 1	5	Returned April 12 vs. Winnipeg
	Left ankle	May 9	1	Missed the remainder of the regular season
Christian Wolanin	Left hip muscle	Jan. 27	6	Returned Feb. 9 vs. Edmonton
Nikita Zaitsev	Left knee	April 12	1	Returned April 17 at Montreal
Total games lost:			158	* = not included in games lost

2020-21 REGULAR SEASON RECORD ANALYSIS

TEAM RECORDS	OTTAWA SENATORS
Overall record	23 - 28 - 5
Home record	14 - 10 - 4
Road record	9 - 18 - 1
Last 5 games	3 - 1 - 1
Last 10 games	7 - 2 - 1
1-goal games	11 - 8 - 5
2-goal games	5 - 6
3-goal (or more) games	7 - 14
Scoring first	16 - 5 - 3
Opponent scoring first	7 - 23 - 2
Leading after 1 period	13 - 0 - 2
Trailing after 1 period	1 - 17 - 2
Tied after 1 period	9 - 11 - 1
Leading after 2 periods	17 - 1 - 2
Trailing after 2 periods	2 - 22 - 2
Tied after 2 periods	4 - 5 - 1
Overtime (incl. SO) record – this season	5 - 5
Overtime (incl. SO) record – franchise	151 - 187 - 115
Shootout record – this season	2 - 1
Shootout record – franchise	58 - 79
Outshooting opponent	9 - 10 - 3
Outshot by opponent	14 - 15 - 2
Even shots	0 - 3 - 0
vs. Atlantic	0 - 0 - 0
vs. Metropolitan	0 - 0 - 0
vs. Eastern Conference	0 - 0 - 0
vs. Central	0 - 0 - 0
vs. Pacific	0 - 0 - 0
vs. Western Conference	0 - 0 - 0

MONTH BY MONTH RECORD	W - L - OT	POINTS
January	1 - 7 - 1	3
February	6 - 8 - 0	12
March	5 - 5 - 3	13
April	7 - 7 - 0	14
May	4 - 1 - 1	9
Totals	23 - 28 - 5	51

GOALS BY PERIOD	1	2	3	OT	T	AVG
Senators	46	52	54	3	155	2.77/game
Opponents	62	68	55	4	189	3.38/game

SHOTS BY PERIOD	1	2	3	OT	T	AVG
Senators	546	602	498	17	1,663	29.7/game
Opponents	570	665	546	18	1,799	32.1/game

POWER PLAY	G	ATT	PCT
Overall	27	174	15.5 (26th NHL)
Home	13	86	15.1 (26th NHL)
Road	14	88	15.9 (21st NHL)
Five shorthanded goals allowed (T-21st NHL)			

PENALTY KILL	G	ATT	PCT
Overall	36	171	79.0 (T-20th NHL)
Home	12	83	85.5 (6th NHL)
Road	24	88	72.7 (26th NHL)
Scored four shorthanded goals (T-4th NHL)			

PENALTIES	GP	MINS	AVG
	56	509	9.1 (9th NHL)

TEAM LEADERS	
Points	Tkachuk (36), C. Brown (35), Norris (35)
Goals	C. Brown (21), Batherson/Norris/Tkachuk (17)
Assists	Chabot (25), Tkachuk (19), Norris (18)
PP goals	Norris (6), Batherson/Tkachuk (5)
SH goals	C. Brown (5), Formenton/Paul (1)
GW goals	Batherson/Dadonov/Tierney/Tkachuk (3)
3+ goals	Stützle (1)
PIM	Tkachuk (69), Watson (40), Chabot (36)
Shots	Tkachuk (220), C. Brown (123), Chabot (120)
Plus/Minus	Mete (+8), Formenton/Pinto (+6)

	FOR	AGAINST
6-on-5	3	7
6-on-4	1	0
6-on-3	1	0
5-on-5	106	132
5-on-4	23	5
5-on-3	1	0
4-on-4	3	1
4-on-3	0	0
3-on-3	3	4
3-on-4	0	0
3-on-5	0	1
4-on-5	8	35
4-on-6	0	0
5-on-6	6	4
Penalty shot	0	0
Total	155	189
*Empty net	8	7

2020-21 SPECIAL TEAMS SCORING

POWER PLAY	G	A	PTS	SHORTHANDED	G	A	PTS
Drake Batherson	5	10	15	Connor Brown	5	0	5
Josh Norris	6	8	14	Nick Paul	1	3	4
Brady Tkachuk	5	5	10	Alex Formenton	1	0	1
Tim Stützle	4	5	9	Braydon Coburn	0	1	1
Thomas Chabot	1	6	7	Chris Tierney	0	1	1
Colin White	2	2	4	Austin Watson	0	1	1
Connor Brown	1	3	4	Nikita Zaitsev`	0	1	1
Mike Reilly	0	4	4				
Erik Brannstrom	1	2	3				
Nick Paul	0	2	2				
Derek Stepan	0	2	2				
Artem Anisimov	1	0	1				
Alex Galchenyuk	1	0	1				
Evgenii Dadonov	0	1	1				
Ryan Dzingel	0	1	1				

2020-21 SHOOTOUT SUMMARY

Senators shootout record

OVERALL			HOME			ROAD		
GP	W	L	GP	W	L	GP	W	L
3	2	1	2	1	1	1	1	0

Senators team goals/shots taken

OVERALL			HOME			ROAD		
G	S	S%	G	S	S%	G	S	S%
4	11	36.4	2	7	28.6	2	4	50.0

Senators team goals against/shots against

OVERALL			HOME			ROAD		
GA	SA	Sv%	GA	SA	Sv%	GA	SA	Sv%
2	10	.800	1	6	.833	1	4	.750

Shootout goalie statistics

GOALTENDER	W	L	GA	SA	Sv%
Filip Gustavsson	0	1	1	4	.750
Matt Murray	2	0	1	6	.833

Shootout player statistics

PLAYER	G	S	GOAL %	GAME-DECIDING GOALS
Tim Stützle	2	3	66.7	1
Drake Batherson	1	2	50.0	1
Josh Norris	1	3	33.3	0
Artem Anisimov	0	1	00.0	0
Ryan Dzingel	0	1	00.0	0
Brady Tkachuk	0	1	00.0	0

2020-21 MOLSON CUP AWARD

PLAYER	SEASON			
	1st	2nd	3rd	TOTAL
Brady Tkachuk	6	3	2	26
Connor Brown	1	6	5	20
Drake Batherson	4	2	1	17
Matt Murray	1	7	0	17
Filip Gustavsson	3	1	1	12
Tim Stützle	2	0	4	10
Thomas Chabot	0	3	4	10
Marcus Hogberg	2	0	0	6
Evgenii Dadonov	1	1	1	6
Josh Norris	1	0	2	5
Joey Daccord	0	1	2	4
Artem Anisimov	1	0	0	3
Erik Brannstrom	1	0	0	3
Nick Paul	0	1	1	3
Ryan Dzingel	0	1	0	2
Alex Galchenyuk	0	1	0	2
Anton Forsberg	0	0	2	2
Chris Tierney	0	1	0	2
Austin Watson	0	1	0	2
Colin White	0	1	0	2
Alex Formenton	0	0	1	1
Erik Gudbranson	0	0	1	1

MONTHLY WINNERS	
MONTH	WINNER
January	Thomas Chabot/Brady Tkachuk
February	Brady Tkachuk
March	Drake Batherson
April	Brady Tkachuk
May	Filip Gustavsson
Season	Brady Tkachuk

2020-21 HIGHS AND LOWS

GOALS	2020-21 SEASON		SENATORS ALL-TIME	
Most in a game	6	4x, last: 4/28/21 vs VAN (6-3 W)	11	11/13/01 at WSH (11-5 W)
Most allowed in a game	8	1/31/21 at EDM (8-5 L)	12	10/30/92 at BUF (12-3 L)
Most in a period	4	4/28/21 vs VAN (6-3 W), 2nd	6	3/21/00 vs ATL (7-1 W), 1st
Most allowed in a period	5	1/31/21 at EDM (8-5 L), 1st	7	12/17/93 at WSH (11-2 L), 2nd
Fewest in a game	1	13x, last: 5/9/21 at CGY (6-1 L)	0	121x, last: 2/22/19 vs CBJ (3-0 L)
Fewest allowed in a game	0	2x, last: 4/22/21 at VAN (3-0 W)	0	137x, last: 4/22/21 at VAN (3-0 W)

SHOTS				
Most in a game	46	3/15/21 vs VAN (3-2 L)	53	3/22/98 vs ANA (5-2 L)
Most allowed in a game	46	4/5/21 at WPG (4-3 L)	57	11/1/13 vs NYI (5-4 SOL)
Most in a period	23	1/27/21 at VAN (5-1 L), 1st	26	10/22/08 vs FLA (3-1 L), 3rd
Most allowed in a period	22	4/5/21 at WPG (4-3 L), 2nd	27	12/12/15 at MTL (3-1 L), 1st
Fewest in a game	15	4/17/21 at MTL (4-0 W)	10	1/5/02 at TOR (3-1 L)
Fewest in a period	3	3x, last: 5/9/21 at CGY (6-1 L), 1st	1	9x, last: 1/30/08 at CBJ (1-0 L), 2nd
Fewest allowed in a game	22	2x, last: 4/28/21 vs VAN (6-3 W)	11	2x, last: 12/26/03 vs PIT (3-3)
Fewest allowed in a period	3	3x, last: 4/17/21 at MTL (4-0 W), 1st	0	3x, last: 1/18/07 vs VAN (2-1 L), 3rd

PENALTIES BY OTTAWA				
Most in a game	12	1/21/21 vs WPG (4-1 L)	32	3/5/04 at PHI (5-3 L)
Most in a period	7	1/21/21 vs WPG (4-1 L), 3rd	29	3/5/04 at PHI (5-3 L), 3rd
Fewest in a game	0	2/25/21 vs CGY (6-1 W)	0	14x, last: 2/25/21 vs CGY (6-1 W)
Most minutes in a game	27	1/21/21 vs WPG (4-1 L)	206	3/5/04 at PHI (5-3 L)
Most minutes in a period	19	3/8/21 at EDM (3-2 L), 1st	200	3/5/04 at PHI (5-3 L), 3rd
Fewest minutes in a game	0	2/25/21 vs CGY (6-1 W)	0	14x, last: 2/25/21 vs CGY (6-1 W)

SPECIAL TEAMS				
Most PP attempts in a game	6	4x, last: 4/24/21 at VAN (4-2 L)	14	1/31/04 at TOR (5-1 L)
Most PP attempts allowed in a game	8	3/7/21 at CGY (4-3 SOW)	14	2x, last: 1/8/03 at VAN (6-4 L)
Most PP goals in a game	3	2/27/21 vs CGY (6-3 L)	6	12/17/05 vs TOR (8-2 W)
Most PP goals allowed in a game	4	1/31/21 at EDM (8-5 L)	5	5x, last: 12/10/06 at CBJ (6-2 L)
Most SH goals in a game	1	6x, last: 5/12/21 vs TOR (4-3 OTW)	3	4x, last: 3/19/16 vs MTL (5-0 W)
Most SH goals allowed in a game	1	5x, last: 4/14/21 vs WPG (3-2 L)	3	3/2/00 at NYI (5-5 T)

RESULTS				
Largest margin of victory	5	2/25/21 vs CGY (6-1 W)	8	2x, last: 10/29/05 at TOR (8-0 W)
Largest margin of defeat	6	1/25/21 at VAN (7-1 L)	10	2x, last: 2/26/94 vs STL (11-1 L)
Longest winning streak (overall)	3	3x, last: 5/3/21 to 5/8/21	11	1/14/10 to 2/4/10
Longest losing streak (overall)	9	1/16/21 to 2/4/21	14	3/2/93 to 4/7/93
Longest winning streak (home)	3	2/21/21 to 2/27/21	9	3/5/09 to 4/7/09
Longest losing streak (home)	6	1/16/21 to 2/21/21	11	10/27/93 to 12/8/93
Longest winning streak (road)	3	4/17/21 to 4/22/21	6	2x, 1/14/10 to 2/3/10 and 3/18/03 to 4/5/03
Longest losing streak (road)	6	1/23/21 to 2/4/21	38	10/10/92 to 4/3/93

INDIVIDUAL – GAME				
Most goals in a game	3	Stützle, 5/8/21 at WPG (4-2 W)	4	5x, last: Kovalev, 1/3/10 vs PHI (7-4 W)
Most assists in a game	3	2x, last: Brannstrom, 5/5/21 vs MTL (5-1 W)	5	Hossa, 1/4/01 vs TB (8-3 W)
Most points in a game	3	7x, last: Stützle, 5/8/21 at WPG (4-2 W), (3-0)	7	Alfredsson, 1/24/08 at TB (8-4 W), (3-4)
Most shots in a game	8	2x, last: Tkachuk, 2/21/21 vs MTL (3-2 OTW)	12	2x, last: Tkachuk, 3/28/19 vs FLA, (5-2 L)
Most power-play goals in a game	1	27x, last: Stützle, 5/8/21 at WPG (4-2 W)	2	25x, last: Lajoie, 10/10/18 vs PHI (7-4 L)
Most shorthanded goals in a game	1	6x, last: C. Brown, 5/12/21 vs TOR (4-3 OTW)	2	2x, last: Michalek, 10/15/09 vs TB (7-1 W)
Most penalty minutes in a game	17	Gudbranson, 3/8/21 at EDM (3-2 L)	35	Spezza, 3/5/04 at PHI (5-3 L)
Most saves by a goalie in a game	42	Forsberg, 4/5/21 at WPG (4-3 L)	53	Lehner, 11/1/13 vs NYI (5-4 SOL)

INDIVIDUAL – PERIOD				
Most goals in a period	2	5x, last: Stützle, 5/8/21 at WPG (4-2 W), 3rd	3	10x, last: Zibanejad, 2/27/16 at CGY (6-4 W), 3rd
Most assists in a period	2	6x, last: C. Brown, 5/8/21 at WPG (4-2 W), 3rd	4	Spezza, 10/26/06 vs TOR (7-2 W), 2nd
Most points in a period	2	21x, last: Stützle, 5/8/21 at WPG (4-2 W), 3rd	4	3x, last: Heatley, 1/3/07 vs BUF (6-3 W), 2nd
Most saves by a goalie in a period	20	Forsberg, 4/5/21 at WPG (4-3 L), 2nd	25	Anderson, 12/12/15 at MTL (3-1 L), 1st

THE LAST TIME THE SENATORS

Senators recorded a shutout	Home: 3/26/19 Away: 4/22/21	4-0 W vs BUF 3-0 W at VAN	Craig Anderson: 35 saves Matt Murray: 31 saves
Senators were shutout	Home: 2/22/20 Away: 2/11/20	3-0 L vs MTL 3-0 L at COL	Carey Price: 30 saves Philipp Grubauer: 34 saves
Senators won in overtime (excluding shootouts)	Home: 5/12/21 Away: 2/15/21	4-3 vs TOR 6-5 at TOR	Josh Norris (0:09) Evgenii Dadonov (2:19)
Senators lost in overtime (excluding shootouts)	Home: 3/25/21 Away: 5/1/21	3-2 vs TOR 3-2 at MTL	Justin Holl (4:42) Cole Caufield (2:25)
Senators won a shootout	Home: 2/23/21 Away: 3/7/21	5-4 vs MTL 4-3 at CGY	Tim Stützle Drake Batherson
Senators lost a shootout	Home: 3/17/21 Away: 3/5/19	3-2 vs VAN 5-4 at NYI	Adam Gaudette Jordan Eberle
Senators took a 4-goal or more lead	Home: 5/5/21 Away: 4/17/21	5-1 W vs MTL 4-0 W at MTL	5-1 lead 4-0 lead
Opponent took a 4-goal or more lead	Home: 2/27/21 Away: 5/9/21	6-3 L vs CGY 6-1 L at CGY	5-1 lead 6-1 lead
Senators scored a shorthanded goal	Home: 5/12/21 Away: 4/19/21	4-3 OTW vs TOR 4-2 W at CGY	Connor Brown (9:07, 2nd) Connor Brown (19:04, 2nd)
Opponent scored a shorthanded goal	Home: 4/14/21 Away: 2/2/21	3-2 L vs WPG 3-2 W at MTL	Trevor Lewis (9:39, 3rd) Josh Anderson (18:31, 3rd)
Senators player had a hat-trick	Home: 11/29/16 Away: 5/8/21	5-4 L vs BUF 4-2 W at WPG	Mike Hoffman (3-1) Tim Stützle (3-0)
Opposing player had a hat-trick	Home: 4/7/21 Away: 4/10/21	4-2 L vs EDM 6-5 L at TOR	Leon Draisaitl (3-1) Auston Matthews (3-1)
Senators player had a 5-point game	Home: 11/6/18 Away: 1/24/08	7-3 W vs NJ 8-4 W at TB	Mark Stone (2-3) Daniel Alfredsson (3-4)
Opposing player had a 5-point game	Home: 10/10/18 Away: 3/10/21	7-4 L vs PHI 7-1 L at EDM	Jakub Voracek (2-3) Leon Draisaitl (3-2)
Senators player had a penalty shot	Home: 3/29/18 Away: 4/24/21	3-2 OTW vs FLA 4-2 L at VAN	J-G Pageau (scored vs J. Reimer) Alex Formenton (missed vs Holtby)
Opposing player had a penalty shot	Home: 11/15/18 Away: 2/14/19	2-1 W vs DET 3-2 L at DET	M. Rasmussen (missed vs Anderson) A. Athanasiou (scored vs Nilsson)
Senators scored an empty net goal	Home: 4/28/21 Away: 5/8/21	6-3 W vs VAN 4-2 W at WPG	Colin White (14:33, 3rd) Tim Stützle (19:54, 3rd)
Opponent scored an empty net goal	Home: 4/8/21 Away: 4/24/21	3-1 L vs EDM 4-2 L at VAN	Jesse Puljujarvi (19:50, 3rd) J.T. Miller (19:06, 3rd)
Senators scored with an extra attacker	Home: 4/14/21 Away: 4/10/21	3-2 L vs WPG 6-5 L at TOR	Josh Norris (19:50, 3rd) Josh Norris (19:43, 3rd)
Opponent scored with an extra attacker	Home: 3/14/21 Away: 12/7/19	4-3 W vs TOR 4-3 W at PHI	John Tavares (17:48, 3rd) Shayne Gostisbehere (6:16, 1st)

PLAYERS ALL-TIME STATISTICS WITH THE SENATORS

PLAYER	GP	G	A	PTS	PIM
Vitaly Abramov	5	1	0	1	2
Olle Alsing	4	0	0	0	0
Michael Amadio	5	0	1	1	2
Artem Anisimov	68	17	12	29	10
Drake Batherson	99	23	30	53	27
Jacob Bernard-Docker	5	0	0	0	0
Clark Bishop	13	0	3	3	4
Erik Brannstrom	63	2	15	17	41
Connor Brown	127	37	41	78	36
Josh Brown	26	0	1	1	30
Logan Brown	30	1	8	9	6
Thomas Chabot	254	35	115	150	124
Joey Daccord	9	0	0	0	0
Evgenii Dadonov	55	13	7	20	4
Ryan Dzingel	276	68	67	135	124
Alex Formenton	30	5	2	7	12
Anton Forsberg	8	0	0	0	0
Filip Gustavsson	9	0	0	0	0
Micheal Haley	4	0	0	0	5
Marcus Hogberg	42	0	0	0	0
Parker Kelly	1	1	0	1	0
Victor Mete	14	1	1	2	2
Matt Murray	27	0	1	1	2
Josh Norris	59	17	18	35	13
Nick Paul	168	18	30	48	53
Matthew Peca	14	0	3	3	0
Shane Pinto	12	1	6	7	10
Derek Stepan	20	1	5	6	8
Tim Stützle	53	12	17	29	14
Chris Tierney	207	26	78	104	54
Brady Tkachuk	198	60	65	125	250
Austin Watson	34	3	7	10	40
Colin White	200	33	55	88	87
Nikita Zaitsev	113	5	24	29	48
Artem Zub	47	3	11	24	26

GOALTENDER	GP	MINS	W	L	OTL	GAA	GA	SO
Joey Daccord	9	463:22	1	4	1	3.50	27	0
Anton Forsberg	8	448:33	3	4	1	3.21	24	0
Filip Gustavsson	9	471:34	5	1	2	2.16	17	0
Marcus Hogberg	42	2,191:54	9	17	9	3.39	124	0
Matt Murray	27	1,404:11	10	13	1	3.38	79	2

SENATORS ALL-TIME LEADERS

GAMES PLAYED		GOALS		ASSISTS		POINTS	
Chris Phillips	1,179	Daniel Alfredsson	426	Daniel Alfredsson	682	Daniel Alfredsson	1,108
Daniel Alfredsson	1,178	Jason Spezza	251	Jason Spezza	436	Jason Spezza	687
Chris Neil	1,026	Alexei Yashin	218	Erik Karlsson	392	Erik Karlsson	518
Wade Redden	838	Marian Hossa	188	Wade Redden	309	Alexei Yashin	491
Radek Bonk	689	Dany Heatley	180	Alexei Yashin	273	Wade Redden	410
Jason Spezza	686	Mike Fisher	167	Radek Bonk	247	Radek Bonk	399
Mike Fisher	675	Radek Bonk	152	Chris Phillips	217	Marian Hossa	390
Erik Karlsson	627	Shawn McEachern	142	Marian Hossa	202	Dany Heatley	362
Zack Smith	612	Erik Karlsson	126	Mark Stone	188	Mike Fisher	348
Chris Kelly	545	Mark Stone	123	Dany Heatley	182	Mark Stone	311

PENALTY MINUTES		GOALTENDERS – GP		WINS		SHUTOUTS	
Chris Neil	2,522	Craig Anderson	435	Craig Anderson	202	Patrick Lalime	30
Chris Phillips	756	Patrick Lalime	283	Patrick Lalime	146	Craig Anderson	28
Zack Smith	693	Damian Rhodes	181	Ron Tugnutt	72	Ron Tugnutt	13
Mark Borowiecki	647	Ron Tugnutt	166	Ray Emery	71	Damian Rhodes	11
Dennis Vial	625	Ray Emery	134	Damian Rhodes	65	Brian Elliott	9
Wade Redden	576	Brian Elliott	130	Brian Elliott	59	Ray Emery	8
Zdeno Chara	554	Martin Gerber	100	Martin Gerber	49	Mike Condon	5
Mike Fisher	554	Robin Lehner	86	Robin Lehner	30	Dominik Hasek	5
Daniel Alfredsson	500	Mike Condon	73	Dominik Hasek	28	Jani Hurme	5
Denny Lambert	467	Craig Billington	72	Martin Prusek	28	M. Gerber/A. Hammond	4

ALL-TIME PRE-SEASON RECORD – 1992-93 TO 2020-21

SEASON	GP	W	L	T	OT	GF	GA	PTS
1992-93	9	1	7	1	-	21	33	3
1993-94	9	2	6	1	-	22	33	5
1994-95	9	3	6	0	-	33	40	6
1995-96	8	4	3	1	-	19	19	9
1996-97	8	5	3	0	-	25	15	10
1997-98	8	3	3	2	-	23	22	8
1998-99	8	5	3	0	-	27	17	10
1999-00	7	5	1	1	0	24	18	11
2000-01	9	3	3	1	2	25	26	9
2001-02	8	4	3	1	0	23	19	9
2002-03	7	2	5	0	0	22	31	4
2003-04	9	7	1	1	0	26	18	15
2004-05	-	-	-	-	-	-	-	-
2005-06	8	7	1	-	0	36	17	14
2006-07	9	5	4	-	0	34	32	10
2007-08	7	7	0	-	0	26	15	14
2008-09*	6	4	2	-	0	14	12	8
2009-10	6	2	4	-	0	13	11	4
2010-11	8	3	4	-	1	30	26	7
2011-12	7	3	3	-	1	16	20	7
2012-13	-	-	-	-	-	-	-	-
2013-14	8	4	4	-	0	21	22	8
2014-15	7	4	2	-	1	20	18	9
2015-16	8	3	3	-	2	27	28	8
2016-17	7	3	2	-	2	21	22	8
2017-18	6	3	3	-	0	22	27	6
2018-19	6	2	4	-	0	11	17	4
2019-20	6	3	2	-	1	20	20	7
2020-21	-	-	-	-	-	-	-	-
TOTALS	198	97	82	9	10	601	578	213

(* = includes exhibition game played on Oct. 2, 2008, at Frolunda, Sweden -- a 4-1 Senators victory)

2020-21 BELLEVILLE SENATORS GAME-BY-GAME SUMMARY

#	DATE	TEAM	W/L/O	Record	GF-GA	BEL Scorers	W Goal	PP	PK	SF-SA	W-L GltDr	Attend.
1	Feb. 12	@ Laval (M)	L	0-1-0-0	1-5	22	46	0-4	4-5	23-36	31 - 35	N/A
2	Feb. 13	@ Laval (M)	L	0-2-0-0	1-5	27	38	0-1	2-3	26-41	3- 31	N/A
3	Feb. 16	@ Laval (M)	W	1-2-0-0	4-1	22, 11, 15, 10	11	0-3	1-1	19-26	30 - 31	N/A
4	Feb. 19	@ Laval (M)	L	1-3-0-0	2-5	29, 12 p	11	1-4	3-4	26-39	31 - 35	N/A
5	March 3	Stockton (O)	L	1-4-0-0	1-4	13	47	0-3	1-2	39-30	30 - 40	N/A
6	March 5	Manitoba (O)	L	1-5-0-0	1-3	29	41	0-2	2-3	22-27	40 - 30	N/A
7	March 6	Manitoba (O)	L	1-6-0-0	2-6	13, 10p	29	1-2	1-5	31-28	40 - 30	N/A
8	March 8	Laval (O)	W	2-6-0-0	3-0	10, 13, 22	10	0-2	1-1	28-18	30 - 31	N/A
9	March 10	Laval (O)	L	2-7-0-0	1-3	11p	18	1-2	2-2	17-48	31 - 30	N/A
10	March 15	@ Laval (M)	L	2-8-0-0	2-3	23p, 16	41	1-7	5-6	27-24	31 - 50	N/A
11	March 19	Toronto (O)	W	3-8-0-0	3-2	20, 10p, 29	29	1-5	9-9	32-45	31 - 35	N/A
12	March 20	Toronto (O)	W	4-8-0-0	5-1	13, 20p, 25, 12p, 16	20	2-5	8-8	27-34	40 - 35	N/A
13	March 24	@ Toronto	L	4-9-0-0	0-3		41	0-6	3-3	23-30	35 - 31	N/A
14	March 26	Stockton (O)	W	5-9-0-0	2-1	22p, 11p	11	2-4	4-4	34-31	1- 40	N/A
15	March 27	Stockton (O)	L	5-10-0-0	1-7	22	22	0-2	2-2	35-40	50 - 31	N/A
16	April 3	@ Toronto	W	6-10-0-0	7-2	13, 27, 13, 11, 13p, 23, 48p	13	2-3	3-4	31-29	1- 35	N/A
17	April 7	@ Manitoba (I)	W	7-10-0-0	3-2	27p, 16, 11	11	1-3	6-6	16-37	30 - 40	N/A
18	April 8	@ Manitoba (I)	L	7-11-0-0	5-8	13, 20p, 16, 13, 9	24	1-2	4-4	25-49	31 - 31	N/A
19	April 10	@ Manitoba (I)	O*	7-11-1-0	2-3	11, 39	39	0-4	2-3	26-33	40 - 30	N/A
20	April 12	@ Manitoba (I)	L	7-12-1-0	1-5	48p	46	1-3	5-7	16-41	40 - 30	N/A
21	April 14	@ Stockton (C)	W	8-12-1-0	4-2	33p, 13, 12, 27	12	1-3	2-3	32-32	30 - 40	N/A
22	April 15	@ Stockton (C)	W	9-12-1-0	4-2	23, 17, 27s, 13p	27	1-8	5-6	22-26	31 - 40	N/A
23	April 17	@ Stockton (C)	W	10-12-1-0	4-1	46p, 17, 25, 16	17	1-5	6-6	14-29	30 - 40	N/A
24	April 21	Laval (O)	L	10-13-1-0	4-5	12, 9p, 23p, 27	12	2-7	5-5	30-37	3- 30	N/A
25	April 23	Laval (O)	L	10-14-1-0	0-3		38	0-2	3-3	12-25	3- 30	N/A
26	April 24	Laval (O)	L	10-15-1-0	1-4	13	16	0-1	1-3	21-34	33- 31	N/A
27	May 1	@ Toronto	W	11-15-1-0	5-3	17, 48, 17, 23, 13	23	0-2	3-3	33-27	40 - 35	N/A
28	May 2	@ Toronto	W	12-15-1-0	4-1	9, 27s, 16s, 19	27	0-4	7-8	28-30	40 - 32	N/A
29	May 7	@ Laval (M)	W	13-15-1-0	4-3	25, 13p, 17, 21	21	1-4	2-2	24-29	40 - 3	N/A
30	May 11	Manitoba (O)	W**	14-15-1-0	4-3	11p, 14, 19	13	1-4	3-4	28-40	40 - 40	N/A
31	May 14	Manitoba (O)	W*	15-15-1-0	3-2	21, 48, 23	23	0-3	6-7	40-28	40 - 40	N/A
32	May 15	Manitoba (O)	W	16-15-1-0	3-2	22, 48p, 27	27	1-5	2-3	19-32	31 - 31	N/A
33	May 16	Manitoba (O)	W	17-15-1-0	6-1	34, 9p, 19, 34p, 19, 48p	9	3-5	5-5	30-25	40 - 40	N/A
34	May 19	Toronto (O)	W	18-15-1-0	6-4	16, 17, 13, 15, 27, 9	27	0-1	1-1	33-27	40 - 32	N/A
35	May 20	Toronto (O)	L	18-16-1-0	3-6	29, 19, 27	38	0-1	2-4	39-27	32 - 31	N/A

(* = overtime, ** = shootout, x = game-deciding goal, p = power play, s = shorthanded)

(O = Canadian Tire Centre, Ottawa, M = Bell Centre, Montreal, I = Bell MTS Iceplex, Winnipeg, C = Scotiabank Saddledome, Calgary)

2020-21 BELLEVILLE SENATORS REGULAR SEASON STATISTICS

#	SKATERS	POS	GP	G	A	P	+/-	PIM	PPG	SHG	GW	OT	EN	S	S%
13	Egor Sokolov	RW	35	15	10	25	-13	14	3	0	1	0	1	75	20.0
11	Vitaly Abramov	LW	23	7	12	19	-4	10	3	0	3	0	0	54	13.0
27	Parker Kelly	RW	33	10	8	18	-3	32	1	2	4	0	1	62	16.1
19	Cole Cassels	C	31	5	12	17	6	26	0	0	0	0	0	37	13.5
17	J.C. Beaudin	C	34	6	10	16	9	11	0	0	1	0	0	38	15.8
9	Angus Crookshank	LW	19	5	11	16	-8	6	2	0	1	0	1	49	10.2
22	Logan Shaw	RW	24	6	9	15	-6	8	1	0	0	0	0	48	12.5
48	Jonathan Aspirot	D	27	7	6	13	0	32	5	0	0	0	0	37	18.9
16	Joseph LaBate	LW	34	7	6	13	5	64	0	1	0	0	1	50	14.0
33	Lassi Thomson	D	35	1	12	13	-11	12	1	0	0	0	0	56	1.8
23	Cole Reinhardt	LW	33	6	6	12	2	8	2	0	2	1	0	49	12.2
20	Matthew Peca	C	21	3	8	11	-9	5	2	0	1	0	0	28	10.7
12	Mark Kastelic	C	31	4	6	10	0	18	2	0	1	0	0	51	7.8
25	Colby Williams	D	27	3	7	10	3	24	0	0	0	0	0	20	15.0
21	Logan Brown	C	13	2	7	9	0	8	0	0	1	0	0	23	8.7
29	Cody Gloubef	D	31	4	2	6	-8	33	0	0	1	0	0	50	8.0
15	Clark Bishop	C	8	2	3	5	1	6	0	0	0	0	0	19	10.5
26	Erik Brannstrom	D	4	0	5	5	-1	6	0	0	0	0	0	4	0.0
5	Jack Dougherty	D	29	0	5	5	6	6	0	0	0	0	0	37	0.0
10	Alex Formenton	LW	13	4	0	4	-10	22	2	0	1	0	0	31	12.9
39	Curtis Douglas	C	11	1	3	4	6	8	0	0	0	0	0	7	14.3
34	Roby Jarventie	LW	4	2	1	3	1	4	1	0	0	0	0	6	33.3
14	Ridly Greig	C	7	1	2	3	-5	2	0	0	0	0	0	11	9.1
6	Hubert Labrie	D	29	0	3	3	4	33	0	0	0	0	0	14	0.0
38	Olle Alsing	D	11	0	2	2	-11	0	0	0	0	0	0	6	0.0
2	Robert Calisti	D	1	0	1	1	0	0	0	0	0	0	0	1	0.0
28	Mitchell Hoelscher	C	7	0	1	1	-6	0	0	0	0	0	0	3	0.0
52	Jack Kopacka	LW	9	0	1	1	-2	6	0	0	0	0	0	15	0.0
47	Merrick Rippon	D	1	0	0	0	0	0	0	0	0	0	0	0	0.0
24	Christian Wolanin	D	1	0	0	0	-2	0	0	0	0	0	0	4	0.0
14	Filip Chlapik	C	2	0	0	0	0	6	0	0	0	0	0	4	0.0
36	Joe Carroll	LW	3	0	0	0	-2	2	0	0	0	0	0	1	0.0
18	Zach Magwood	LW	9	0	0	0	0	4	0	0	0	0	0	9	0.0
7	Jonathan Davidsson	RW	12	0	0	0	-1	2	0	0	0	0	0	13	0.0
2	Brandon Fortunato	D	4	0	0	0	2	0	0	0	0	0	0	3	0.0

#	GOALTENDERS	GP	W	L	OT	SA	GA	GAA	SV	SV%	EN	A	SO	MINS
30	Filip Gustavsson	13	5	7	2	410	37	2.86	373	.910	1	0	1	775:46
31	Kevin Mandolese	9	3	6	0	304	34	4.03	270	.888	3	1	0	505:45
40	Mads Sogaard	7	7	0	0	206	17	2.40	189	.917	0	0	0	424:32
50	Cedrick Andree	2	0	1	0	41	5	3.34	36	.878	0	0	0	89:42
35	Joey Daccord	2	0	2	0	75	10	5.00	65	.867	0	0	0	119:55
1	Marcus Hogberg	2	2	0	0	60	3	1.51	57	.950	0	0	0	119:32
40	Anton Forsberg	1	1	0	0	34	1	1.00	33	.971	0	0	0	60:00

2020-21 SENATORS REGULAR SEASON GAME SUMMARIES

Jan. 15, 5-3 win vs Toronto: Tkachuk posted one goal and two assists to become the fifth Senator in franchise history to record three points in a season-opening game to help propel Ottawa to a 5-3 victory at Canadian Tire Centre. The Senators overcame a 2-1 Maple Leafs lead halfway through the middle stanza as three goals in four minutes and thirty-five seconds during the second period from Tkachuk, Watson and Tierney propelled the Senators to a lead they would not relinquish. After Hyman opened the scoring for Toronto, Chabot notched Ottawa's first power-play goal of the year in their first game of the season after having previously gone until the seventh game of the 2019-20 season before recording a goal with the extra attacker. Kerfoot provided Toronto with a short-lived lead at 9:15 of the second period before Tkachuk's marker at 10:28 began the Senators surge to victory. Stepan would add to the Ottawa lead at 6:15 of the third period with his first in a Senators uniform before Tavares replied for the visitors at 7:07 on the power-play. Murray made 20 saves to register his first victory in a Senators uniform while Andersen made 19 saves in taking the loss for Toronto. **Scratches:** Galchenyuk, Reilly, White; **Injuries:** None; **Shots:** OTT - 24, TOR - 23; **PP:** OTT - 1-5, TOR - 2-5.

Jan. 16, 3-2 loss vs Toronto: Marner contributed a game-high three points (one goal, two assists) while Thornton became the oldest forward (41 years, 189 days) to score a goal in Maple Leafs franchise history in a 3-2 Toronto victory over Ottawa at Canadian Tire Centre. Paul opened the scoring for the home side with his first of the season at 10:55 of the first period before the Maple Leafs responded with three unanswered tallies capped by Matthews' eventual game-winner at 2:42 of the final stanza on the power-play. The Senators closed to within one when Stützle registered his first career NHL goal at 11:44 of the third period. At 19 years and one day old, he became the third-youngest Senators skater at the time of his first career goal behind Alexandre Daigle (18 years, 244 days) and Pavol Demitra (18 years, 314 days). Campbell turned aside 17 shots in earning the win for Toronto while Murray made 37 saves in taking the loss for Ottawa. **Scratches:** Anisimov, Galchenyuk, Wolanin; **Injuries:** None; **Shots:** OTT - 19, TOR - 40; **PP:** OTT - 0-5, TOR - 1-4.

Jan. 19, 4-3 OT loss vs Winnipeg: Winnipeg took its only lead when Ehlers scored the 21st game-winning goal of his NHL career at 2:20 of the extra period to propel the Jets to a 4-3 overtime victory at Canadian Tire Centre. Morrissey, Scheifele and Wheeler earned two points apiece as Winnipeg registered their third consecutive victory against the Senators. Ottawa jumped out to a 2-0 lead halfway through the first period on goals by Norris (his first career NHL marker) and Tierney before Lowry replied for the Jets to give the home side a 2-1 lead heading into the first intermission. Galchenyuk's first in an Ottawa uniform at 11:47 of the second period would prove to be the club's final tally of the evening as three unanswered goals from the Jets, capped by Ehlers' first-career overtime game-winner, saw the visitors emerge victorious. Broissot made 38 saves in earning the win for Winnipeg, while Murray made 24 saves in taking the loss for Ottawa. **Scratches:** Wolanin, White; **Injuries:** Stützle; **Shots:** OTT - 41, WPG - 28; **PP:** OTT - 2-5, WPG - 1-5.

Jan. 21, 4-1 loss vs Winnipeg: The Jets received goals from Ehlers, Scheifele, Lowry and Wheeler en route to a 4-1 win over Ottawa at Canadian Tire Centre. The Winnipeg victory was its fourth consecutive over the Senators and saw Connor record two second period assists to reach 100 in his NHL career while earning at least one point in Winnipeg's first four games of the season. Ehlers and Scheifele also contributed assists in the contest to register multi-point games for the Jets in what would prove to be the third consecutive multi-point game against Ottawa for the latter. Tierney registered his team high third goal of the season at 17:03 of the third period while Zaitsev's fifth assist of the campaign saw him maintain the club lead in scoring. Hellebuyck made 28 saves to earn the win for Winnipeg. Murray turned aside 22 shots in two periods in taking the loss for Ottawa while Hogberg stopped all three shots he saw over 20 minutes of relief. **Scratches:** Anisimov, Wolanin; **Injuries:** Stützle; **Shots:** OTT - 29, WPG - 29; **PP:** OTT - 0-3, WPG - 0-7.

Jan. 23, 6-3 loss at Winnipeg: The Jets recovered from a 3-2 third period deficit by way of four unanswered goals in the final stanza to earn their fifth consecutive victory over the Senators at Bell MTS Place on Saturday. With his first of three assists on the evening Wheeler became the third active American born skater to record 500 career regular-season helpers, while Scheifele (one goal, two assists) and Stastny (one goal, two assists) also each registered three-point nights. Connor's two-point (one goal, one assist) evening saw him extend his season-opening point streak to five games, while the Jets also received goals from Copp (two) and Ehlers. Dadonov (with his first in an Ottawa uniform), Tkachuk and Paul replied for the Senators. Hellebuyck made 18 saves in recording the win for Winnipeg, while Hogberg made 32 saves in taking the loss for Ottawa. **Scratches:** Coburn, Galchenyuk, White; **Injuries:** Stützle; **Shots:** OTT - 21, WPG - 38; **PP:** OTT - 0-2, WPG - 2-3.

Jan. 25, 7-1 loss at Vancouver: Sutter scored his first career NHL hat trick while nine other Canucks recorded at least one point in Vancouver's 7-1 victory over Ottawa at Rogers Arena. Motte, Pearson, Hughes and Juolevi also replied for Vancouver in what proved to be their third consecutive victory over Ottawa on home ice. Sutter would open and close the scoring on the evening in a game which would see him become the seventh member of the Sutter family to record a regular season or playoff hat trick in the league. Watson tallied for the visitors at 11:58 of the second period to make it a 2-1 contest before Vancouver registered five consecutive goals en route to victory. Demko made 35 saves in securing the victory for the Canucks while Murray recorded 28 saves in taking the loss for Ottawa. **Scratches:** Coburn, White; **Injuries:** Paquette; **Shots:** OTT - 36, VAN - 35; **PP:** OTT - 0-5, VAN - 0-2.

Jan. 27, 5-1 loss at Vancouver: The Canucks received multi-goal games from Miller and Motte to help pace Vancouver to a 5-1 victory over Ottawa at Rogers Arena. Pettersson also provided a tally for the home side who joined Hughes and Beagle in registering multi-point games on the evening to power Vancouver to a fourth consecutive victory over Ottawa in British Columbia. The Senators would record their lone tally of the evening on the power-play when Norris registered his second goal of the season at 8:16 of the opening stanza, one of 24 shots the team would record in helping Vancouver match a club record for shots on goal allowed in an opening period. Demko made 42 saves in securing the victory for the Canucks while Hogberg recorded 30 saves in taking the loss for Ottawa. **Scratches:** Anisimov, J. Brown, Galchenyuk; **Injuries:** None; **Shots:** OTT - 43, VAN - 35; **PP:** OTT - 1-4, VAN - 1-3.

Jan. 28, 4-1 loss at Vancouver: The Canucks received multi-point efforts from three players, including Boeser's game-high three points (two goals, one assist) en route to a 4-1 victory over Ottawa at Rogers Arena. The Vancouver win was its fifth consecutive over the Senators dating back to the 2017-18 season. Pettersson (one goal, one assist) and Hughes (two assists) also tallied multi-point contests for the home side who also saw Pearson notch a goal for the club. Chabot earned the Senators lone tally of the contest as Ottawa notched a single goal in a game for the third consecutive time. Murray made 21 saves in taking the loss for the Senators while Holtby made 36 saves in securing the victory for Vancouver. **Scratches:** Anisimov, Galchenyuk; **Injuries:** Stepan, Wolanin; **Shots:** OTT - 37, VAN- 25; **PP:** OTT - 0-5, VAN- 1-4.

Jan. 31, 8-5 loss at Edmonton: The Oilers established a new franchise record against the Senators by way of recording eight goals in an 8-5 victory over the Senators at Rogers Place on Sunday. Draisaitl became the first skater since 1997 to record at least six assists in a game while McDavid (one goal, four assists), Neal (two goals), Barrie (one goal, one assist) and Nugent-Hopkins (one goal, two assists) also added multi-point games for the Oilers. Kahun began the evening by equaling an Oilers franchise record with a tally eight seconds into the contest in a game which also saw Edmonton receive goals from Nurse and Yamamoto. The Senators received multi-point nights from Tkachuk (one goal, one assist) and White (one goal, one assist) while also receiving tallies from Batherson, Stützle and Watson. Murray began the evening in recording six saves on nine Edmonton shots while Hogberg took the loss in registering 17 saves in relief for Ottawa. Skinner (in his first career NHL start) earned the win for Edmonton by way of logging 33 saves. **Scratches:** Anisimov, Galchenyuk; **Injuries:** Chabot, Wolanin; **Shots:** OTT - 38, EDM- 31; **PP:** OTT - 2-5, EDM- 4-5.

Feb. 2, 4-2 loss at Edmonton: The Oilers received a multi-goal game from Puljujarvi while Barrie and McDavid added two assists apiece as Edmonton claimed a 4-2 victory over Ottawa at Rogers Place. Nurse and Draisaitl also provided goals for the Oilers in a game which would see the duo of McDavid and Draisaitl become the sixth set of teammates to each record at least 22 points through their club's first 12 games in a season. The Senators received tallies from Paquette (with his first in an Ottawa uniform) and Stützle, who became the fourth different teenager (Tkachuk, Zibanejad, Havlat) over the last 20 years to score a goal in consecutive games for the Senators franchise. Koskinen registered 23 saves in earning the win for Edmonton while Hogberg made 21 saves in taking the loss for Ottawa. **Scratches:** Anisimov, J. Brown, Galchenyuk; **Injuries:** Wolanin; **Shots:** OTT - 25, EDM- 25; **PP:** OTT - 0-5, EDM- 0-2.

Feb. 4, 3-2 win at Montreal: Stützle factored in on each of the Senators three goals to record his first multi-point game in an Ottawa uniform as the Senators earned a 3-2 victory over Montreal at Bell Centre. Gallagher opened the scoring for the Canadiens before two goals in 18 seconds from Chabot and Stützle staked the Sens to a 2-1 lead heading into the first intermission. The power-play tally from the Senators German rookie would see him become the third teenager (Daigle, Yashin) in franchise history to record a three-game goal streak. Connor Brown would earn what would prove to be the game-winning goal for the Senators at 8:12 of the second stanza ahead of a late third period marker from Anderson. The victory saw the Senators end a nine-game winless skid while also earning at least one point for a third consecutive game in Montreal. Murray recorded 36 saves in earning the win for Ottawa while Price turned aside 19 shots in taking the loss. **Scratches:** Anisimov, J. Brown, Paquette; **Injuries:** Wolanin; **Shots:** OTT - 22, MTL- 38; **PP:** OTT - 1-4, MTL - 0-4.

Feb. 6, 2-1 loss vs Montreal: The Canadiens received an early third period goal from Anderson to break a 1-1 tie before holding on to secure the victory over Ottawa 2-1 at Canadian Tire Centre. Montreal opened the scoring on the afternoon when Petry notched his sixth goal of the campaign to maintain the goal scoring lead among all league defencemen on the season. White responded with his second of the season on the power-play for the home side before Anderson's marker at 1:35 of the final period gave the Canadiens a point in their first seven-plus road games to open a season for the fourth time in franchise history. Allen turned aside 34 shots to earn the win for Montreal while Murray made 30 saves in taking the loss for Ottawa. **Scratches:** Anisimov, J. Brown, Paquette; **Injuries:** Wolanin; **Shots:** OTT - 35, MTL- 32; **PP:** OTT - 1-6, MTL - 1-3.

Feb. 8, 3-1 loss vs Edmonton: The Oilers received a multi-point (one goal, one assist) night from Draisaitl for the seventh time on the season in a 3-1 Edmonton victory over Ottawa. Following a scoreless first period, the Senators earned the first goal of a game for only the third time this year on an unassisted marker from Dadonov at 5:33 of the middle stanza. Following Draisaitl's eighth goal of the campaign to tie the game, former Senator Ennis would give Edmonton their first lead of the night at 6:09 of the third period. An empty net goal by Archibald would conclude the scoring for the evening on a goal which would see McDavid record the primary assist to join Draisaitl in extending their point streaks to ten games apiece. Smith, making his first regular season start since 3/11/20, recorded 27 saves in earning the win for Edmonton while Murray turned aside 32 shots in taking the loss for Ottawa. **Scratches:** Anisimov, J. Brown, Paquette; **Injuries:** Wolanin; **Shots:** OTT - 28, EDM- 35; **PP:** OTT - 0-2, EDM - 0-4.

Feb. 9, 3-2 loss vs Edmonton: Defencemen accounted for each of the Oilers' three goals, while Khaira earned the game's lone multi-point (two assists) effort in a 3-2 Oilers victory over the Senators at Canadian Tire Centre. Connor Brown opened the scoring for the Senators 26 seconds into the game before Nurse replied for the Oilers becoming the third Edmonton rearguard to record at least five goals through his club's first 15 games. Bouchard, with his first tally since the 2018-19 season, and Barrie also found the back of the net for Edmonton to bring their blueline into a tie for first in league scoring from the backend. Dadonov replied with his second goal in as many games at 1:20 of the third period as the Senators outshot Edmonton 30-10 over the contest's final two frames. Koskinen turned aside 40 shots in earning the win for the Oilers while Hogberg began the evening recording ten saves on 13 shots in taking the loss for Ottawa. Murray stopped all nine shots he faced in relief while also adding his first assist in a Senators uniform and fifth all-time. **Scratches:** Anisimov, J. Brown, Paquette; **Injuries:** Brannstrom; **Shots:** OTT - 42, EDM - 22; **PP:** OTT - 0-2, EDM - 0-1.

Feb. 11, 5-1 loss at Winnipeg: The Jets earned their sixth consecutive victory, and seventh consecutive game with at least one point, over Ottawa with a 5-1 win at Bell MTS Place. Following a scoreless first period, Stastny opened the scoring eight seconds into the second period to fall one second short of the Winnipeg/Atlanta franchise record for quickest goal to open a period. Following a tally from Ehlers, Wheeler would earn the 218th goal of his career to move into second place on the franchise's all-time list and provide Winnipeg a 3-0 lead. The Jets added markers from Perreault and Pionk while Norris at 11:42 of the third period would earn Ottawa's lone marker of the game. Hellebuyck registered 41 saves in earning the win for Winnipeg. Murray turned aside 12 shots through 40 minutes in taking the loss for Ottawa while Hogberg recorded nine saves in relief in the third period. **Scratches:** Anisimov, Paquette, Zub; **Injuries:** Brannstrom; **Shots:** OTT - 42, WPG - 26; **PP:** OTT - 0-2, WPG - 1-2.

Feb. 13 2-1 win at Winnipeg: Tkachuk buried the game-winner for the Senators with only 8.2 seconds remaining in regulation time to help Ottawa to a 2-1 victory at Bell MTS Place. Following a scoreless first period, Scheifele opened the scoring for the Jets with his third goal, and tenth point, of the season against the Senators. A reply from Dadonov, with his third goal in the last four games, at 7:29 of the second period would prove to be the game's final tally until Tkachuk's marker at 19:51 (the fifth latest game-winning goal in regulation time in franchise history) would send Ottawa to the fifth win in their last seven games on Hockey Day in Canada and see Tkachuk move into a tie for fifth most goals (47) by a Senators skater within their first three seasons. Hogberg turned aside 30 shots in earning the win for Ottawa while Hellebuyck made 27 saves in taking the loss for Winnipeg. **Scratch:** J. Brown; **Injuries:** Brannstrom, Murray; **Shots:** OTT - 29, WPG - 31; **PP:** OTT - 0-1, WPG - 0-1.

Feb. 15, 6-5 OT win at Toronto: Dadonov became the fourth Senator to score the game-tying goal in the final 5:00 of regulation and the OT winner in the same game as the Senators recovered from a four-plus goal deficit for the first time in club history en route to a 6-5 OT victory over the Maple Leafs at Scotiabank Arena. A marker from Batherson between tallies from Matthews (2), Boyd, Engvall and Thornton saw Toronto staked to a 5-1 lead at 19:01 of the second period. Paul's shorthanded goal at 19:51 of the middle stanza would begin the Senators run of five unanswered goals. Zub became the 266th different player in franchise history to score a goal 41 seconds into the third ahead of a goal from Connor Brown that would set up Dadonov's tying marker at 17:59 of the third before his second of the contest at 2:19 of the extra session would send Ottawa to their first overtime victory of the season. Hogberg recorded 33 saves in earning the win for Ottawa while Andersen stopped 25 shots to take the loss for Toronto. **Scratch:** J. Brown; **Injuries:** Brannstrom, Murray; **Shots:** OTT - 31, TOR - 38; **PP:** OTT - 0-3, TOR - 1-2.

Feb. 17, 2-1 loss at Toronto: Muzzin had the game's lone multi-point (two assists) contest as the Maple Leafs earned a 2-1 victory over Ottawa at Scotiabank Arena. Following a scoreless first period, Matthews extended his point streak to each of the last 14 games in which he has appeared - tied for the sixth-longest such streak in club history. Tkachuk, with his 100th career point, would send the Senators into the third period knotted at 1-1 before a Kerfoot marker at 10:46 of the final stanza would prove to be the difference. Andersen turned aside 27 shots in earning the win for Toronto while Murray made 26 saves in taking the loss for Ottawa. **Scratches:** J. Brown, Wolanin; **Injuries:** None; **Shots:** OTT - 28, TOR - 28; **PP:** OTT - 0-3, TOR - 0-3.

Feb. 18, 7-3 loss at Toronto: Matthews (two goals, two assists) and Marner (one goal, three assists) both registered four-point nights as the Maple Leafs claimed a 7-3 victory over Ottawa at Scotiabank Arena. A three-point (one goal, two assists) game from Thornton would see him become the oldest player in Maple Leafs' franchise history (41 years, 231 days) to record three-plus points in a regular-season game while Kerfoot (two assists), Reilly (two assists) and Nylander (one goal, one assist) would also claim multi-point games for Toronto as the Maple Leafs earned seven goals in a game against Ottawa for the first time in franchise history. Mikheyev and Tavares added solo markers for the Maple Leafs while Stützle, Connor Brown and Batherson replied for the visitors. Hutchinson made 34 saves to earn the win for Toronto while Hogberg made the start for the Senators turning aside four of the five shots he faced before leaving with a lower-body injury. Murray registered 20 saves in taking the loss in relief for Ottawa. **Scratch:** J. Brown; **Injuries:** Chabot; **Shots:** OTT - 37, TOR - 31; **PP:** OTT - 0-2, TOR - 2-3.

Feb. 21, 3-2 OT win vs Montreal: Tkachuk earned the overtime-winning tally at 3:30 of the extra session to cap a two-point evening as Ottawa claimed their first home victory over the Canadiens since 10/20/18 (4-3 OT). Suzuki opened the scoring for Montreal 1:17 into the contest before Batherson and Norris replied for Ottawa with their respective fourth goals of the season. Perry's second of the campaign at 14:35 of the final stanza would set up Tkachuk's third career overtime game-winner and see the Senators claim their first victory at Canadian Tire Centre since the season-opener on Jan. 15 vs Toronto (5-3 win). The tally would also see Tkachuk move into a tie for fourth in career game-winning goals for the club before the age of 22 (eight). Murray turned aside 30 shots to earn the win for Ottawa while Allen made 36 saves to take the loss for Montreal. **Scratches:** J. Brown, Wolanin; **Injuries:** Chabot, Hogberg; **Shots:** OTT - 39, MTL - 32; **PP:** OTT - 0-4, MTL - 0-3.

Feb. 23, 5-4 SO win vs Montreal: The Senators received each of their goals from players under the age of 22, including the game-deciding goal in the shootout from Stützle, as Ottawa earned a 5-4 win over Montreal at Canadian Tire Centre. The game marked Ottawa's first shootout victory since 2/29/20 vs Detroit and the first time they scored multiple goals in the same shootout since 10/17/19 at Vegas. The Senators saw Tkachuk earn a multi-goal game, including the game-tying goal at 10:11 of the third period, while also receiving single markers from Batherson and Brannstrom (with his first NHL goal). A multi-goal game from Weber, along with tallies from Drouin and Toffoli, would see the two clubs head to the extra period for the second consecutive game before Stützle and Norris each scored in the first shootout attempts of their NHL careers to power Ottawa to victory. Murray made 32 saves including both Montreal attempts in the shootout to earn the victory for Ottawa while Price made 35 saves and one of three shootout attempts to take the loss for Montreal. **Scratches:** J. Brown, Wolanin; **Injuries:** Hogberg; **Shots:** OTT - 39, MTL - 36; **PP:** OTT - 2-4, MTL - 0-3.

Feb. 25, 6-1 win vs Calgary: White earned his first multi-goal game of the season as Ottawa equaled a club record by way of tallying six goals in a contest against Calgary in a 6-1 victory at Canadian Tire Centre. Batherson opened the scoring for the Senators, his fourth consecutive game with a goal and the ninth consecutive tally by a skater under the age of 22, before Gudbranson earned his first in an Ottawa uniform at 9:27 of the first period. Connor Brown and Brannstrom also earned markers for the Senators while Lucic would provide the Flames with their lone goal of the evening. The game also marked only the second contest in franchise history in which neither team was assessed a penalty (and the first since 4/6/19 vs Columbus). Murray made 29 saves in earning the win for Ottawa. Rittich turned aside 16 shots in taking the loss for Calgary while Zagidulin (in his NHL debut) stopped nine of 11 shots in relief. **Scratches:** J. Brown, Wolanin; **Injuries:** Hogberg, Stepan; **Shots:** OTT - 31, CGY- 30; **PP:** OTT - 0-0, CGY- 0-0.

Feb. 27, 6-3 loss vs Calgary: The Flames received goals from six different skaters in earning a 6-3 win over Ottawa at Canadian Tire Centre. Valimaki, Backlund, Lindholm, Monahan, Mangiapane (shorthanded) and Tkachuk earned solo markers for the Flames. The Senators recorded each of their tallies on the afternoon via the man advantage to earn their most power-play goals in a game since 1/28/20 (at Buffalo). Batherson (with a goal in his fifth consecutive game), White and Tkachuk found the back of the net for the Senators in a game which saw the club record at least three goals for the fifth consecutive contest. Rittich made 31 saves in earning the win for Calgary. Murray made 27 saves in taking the loss for Ottawa while Daccord turned aside each of the five shots he faced in the third period in relief. **Scratches:** J. Brown, Wolanin; **Injuries:** Hogberg, Stepan; **Shots:** OTT - 34, CGY- 38; **PP:** OTT - 3-6, CGY- 1-4.

March 1, 5-1 win vs Calgary: Batherson recorded the first multi-goal game of his NHL career, while also equaling a franchise record by way of registering a tally in a sixth straight game, in a 5-1 win at Canadian Tire Centre. Anisimov opened the scoring for Ottawa with his first marker of the season at 6:22 of the second period, ahead of the first of Batherson's two goals on the evening two minutes and four seconds later. White and Dadonov (into an empty net) would also find the back of the net for the Senators. The goal saw Dadonov score against the Flames for the seventh time in his ninth career game against the club. Lucic would earn the lone goal for the Flames on the power-play. Murray turned aside 27 shots to earn the win for Ottawa while Rittich made 31 saves in taking the loss for Calgary. **Scratches:** J. Brown, Wolanin; **Injuries:** Hogberg, Stepan; **Shots:** OTT - 36, CGY- 28; **PP:** OTT - 0-1, CGY- 1-3.

March 2, 3-1 loss at Montreal: Two power-play markers from the Canadiens two minutes and four seconds apart in the second period proved to be the difference as Montreal earned a 3-1 victory over Ottawa at Bell Centre. Gallagher opened the scoring for Montreal at 9:26 of the middle stanza with the extra attacker before Petry joined Robinson and Subban in becoming the sixth fastest Montreal rearguards to reach 20 points in a season with a goal at 11:30 of the second. Zub's second goal of the season would prove to be Ottawa's only marker of the contest ahead of an empty net goal by Toffoli to close out the evening's scoring. Price made 26 saves in earning the win for Montreal while Daccord (making his first start of the season) made 30 saves to take the loss for Ottawa. **Scratches:** J. Brown, Murray, Wolanin; **Injuries:** Hogberg, Stepan; **Shots:** OTT - 27, MTL- 33; **PP:** OTT - 0-3, MTL- 2-3.

March 4, 7-3 loss at Calgary: Dube's first career hat-trick helped power the Flames to a 7-3 win over Ottawa at Scotiabank Saddledome. The hat-trick was the first by a Flames player against Ottawa since 3/3/09 (Moss). Calgary also earned solo markers from Ritchie, Monahan, Leivo and Ryan while Tkachuk added three assists in the contest for the Flames to earn his seventh career three-plus assist game, tied for most by a Flames player aged 23 or younger. Norris, Anisimov and Dzingel (in his first game with Ottawa since 2/18/19) provided the offence for the Senators. Rittich made 29 saves to earn the win for Calgary. Murray made seven saves on 11 shots in 20 minutes of action to take the loss for Ottawa while Daccord turned aside 15 of 18 shots in two periods of relief. **Scratches:** J. Brown, Wolanin; **Injuries:** Hogberg, Reilly, Stepan; **Shots:** OTT - 32, CGY- 29; **PP:** OTT - 1-6, CGY- 0-1.

March 7, 4-3 SO win at Calgary: Batherson earned the game-deciding goal in the shootout for the Senators in a 4-3 win over Calgary at Scotiabank Saddledome. Ottawa jumped out to a 2-0 lead at 15:56 of the first period behind goals from Connor Brown and Dzingel (extending his point streak in a Senators uniform to four games dating back to 2/18/19) two minutes and eight seconds apart. White's sixth goal in his last six games against Calgary would provide the third Ottawa tally while the Flames received solo markers from Giordano, Gaudreau and Hanifin. Stützle and Batherson would both notch goals in the shootout to help push Ottawa to their second shootout victory in as many opportunities this season in a game which saw the club successfully kill seven of eight power-play opportunities for the Flames. Murray made 31 saves while turning aside three of four shootout attempts to earn the win for Ottawa. Markstrom made 19 saves and stopped two of four shootout attempts to take the loss for Calgary. **Scratches:** J. Brown, Wolanin; **Injuries:** Hogberg, Stepan; **Shots:** OTT - 22, CGY- 34; **PP:** OTT - 0-2, CGY- 1-8.

March 8, 3-2 loss at Edmonton: A multi-point effort (two assists) from McDavid helped propel the Oilers to their fifth victory of the season over Ottawa 3-2 at Rogers Place. Dadonov opened the scoring for the Senators just 56 seconds into the game before three consecutive tallies from Edmonton courtesy of Yamamoto, Chiasson and Draisaitl saw Edmonton open a 3-1 lead at 14:41 of the second period. Stützle added his third goal of the campaign against the Oilers this season at 17:57 of the second before a scoreless third period concluded the evening's scoring. Koskinen made 26 saves in earning the win for Edmonton while Daccord turned aside 34 shots to take the loss for Ottawa. **Scratches:** J. Brown, Wolanin; **Injuries:** Anisimov, Hogberg, Stepan; **Shots:** OTT - 28, EDM- 37; **PP:** OTT - 0-2, EDM- 1-3.

March 10, 7-1 loss at Edmonton: Draisaitl's five-point game (three goals, two assists) helped lead Edmonton to a 7-1 victory over Ottawa at Rogers Place. The game saw Draisaitl record his second five-point contest of the season against Ottawa and the third hat-trick of his career. The Oilers also received single tallies from Nurse, Khaira, McDavid and Neal to establish a 7-0 lead before Dadonov's 100th career NHL goal at 11:11 of the third period provided Ottawa's lone marker of the night and established the night's final score. The game was the 100th career contest as head coach for Ottawa bench boss Smith while Barrie also recorded three assists for Edmonton in a game which saw four Oilers players register at least two points. Smith made 21 saves to earn the win for Edmonton while Murray turned aside 29 shots in taking the loss for Ottawa. **Scratches:** J. Brown, Wolanin; **Injuries:** Anisimov, Hogberg, Stepan; **Shots:** OTT - 22, EDM- 36; **PP:** OTT - 0-1, EDM- 2-4.

March 12, 6-2 loss at Edmonton: The Oilers received markers from six different skaters en route to a 6-2 victory over Ottawa at Rogers Place, their seventh consecutive victory over the Senators this season. The two clubs began the game by alternating goals as markers from McDavid and Barrie for Edmonton and Chabot and Tkachuk for Ottawa saw the game knotted at 2-2 at 9:19 of the second period. Nurse's eighth goal of the year began a stretch of four unanswered markers from the Oilers as Draisaitl, Ennis and Haas also found the back of the net to provide the night's final score. A three-point (one goal, two assists) night from McDavid saw the Oiler become the first player this season to reach the 50-point plateau in the club's 29th game of the season, tied for seventh fastest among league skaters since 1993-94. Smith made 23 saves to earn the win for Edmonton while Daccord turned aside 31 shots in taking the loss for Ottawa. **Scratches:** None; **Injuries:** Anisimov, Hogberg, Stepan, White; **Shots:** OTT - 25, EDM - 37; **PP:** OTT - 1-2, EDM - 1-4.

March 14, 4-3 win vs Toronto: The Senators received a two-goal game from Batherson in their first contest at Canadian Tire Centre since March 1 to earn a 4-3 victory over Toronto. Goals from Tkachuk and Dzingel seven seconds apart in the first period (the second fastest two goals in club history) followed by consecutive tallies from Batherson 53 seconds apart in the second period (the fastest two goals by one player against the Maple Leafs in franchise history) proved to be the difference as Ottawa earned at least four goals against Toronto for the third time this season. Hyman (two) and Tavares each registered tallies for the Maple Leafs on a night which saw eight Senators skaters earn at least one point. Daccord stopped 33 shots to earn his first NHL victory. Hutchinson began the game for the Maple Leafs allowing two goals on three shots while Andersen turned aside 26 shots in taking the loss for Toronto. **Scratches:** J. Brown, Peca; **Injuries:** Anisimov, Hogberg, Murray, Stepan; **Shots:** OTT - 31, TOR - 36; **PP:** OTT - 1-3, TOR - 0-1.

March 15, 3-2 OT loss vs Vancouver: The Senators put a season-high 46 shots on goal before an overtime tally from Miller at 1:40 of the extra session sent Vancouver to a 3-2 victory at Canadian Tire Centre. The Canucks jumped out to a 2-0 lead in the first period behind goals from former Senator Hawryluk and Pearson. Norris at 3:52 of the second brought Ottawa to within one before White earned the equalizing tally with only 2:10 left in regulation, the club's first goal at home with the extra attacker since 1/2/19 (4-3 OTL vs. Vancouver). The goal provided the Senators with their first point in four games this season against Vancouver. Demko made 44 saves to earn the win for Vancouver while Daccord turned aside 25 shots in taking the loss for Ottawa. **Scratches:** J. Brown, Peca; **Injuries:** Anisimov, Hogberg, Murray, Stepan; **Shots:** OTT - 46, VAN - 28; **PP:** OTT - 0-4, VAN - 0-1.

March 17, 3-2 SO loss vs Vancouver: Gaudette scored the lone goal in the shootout as the Canucks defeated Ottawa for the ninth time in their last 10 meetings with a 3-2 victory at Canadian Tire Centre. Vancouver established a 2-0 lead for the second consecutive game as Boeser and Horvat scored for the Canucks in the first period. Dzingel registered his fourth goal in eight games with the Senators at 3:00 of the second before Norris' seventh of the campaign evened the score 2-2 at 5:34 of the third period setting up Gaudette's shootout-deciding goal. Demko stopped 30 shots and four of four shootout attempts to earn the win for Vancouver. Daccord turned aside 19 of 21 shots before leaving the game due to injury at 14:53 of the third. Gustavsson (in his first NHL appearance) stopped each of the eight shots he faced and three of four shootout attempts in taking the loss for Ottawa. **Scratch:** J. Brown; **Injuries:** Anisimov, Hogberg, Murray, Stepan; **Shots:** OTT - 32, VAN - 29; **PP:** OTT - 0-2, VAN - 0-2.

March 22, 2-1 win vs Calgary: Tierney broke a 1-1 tie with 2:36 remaining in the third period to help lead the Senators to a 2-1 victory at Canadian Tire Centre. Dzingel's fifth goal in nine games with Ottawa opened the scoring at 10:23 of the first period to establish a 1-0 lead which held until 14:54 of the third when Gaudreau's 13th of the season knotted the score 1-1. The marker set up Tierney's game-winning goal two minutes and 30 seconds later and helped netminder Gustavsson earn his first NHL win in his first career start by way of turning aside 35 Calgary shots. Markstrom made 21 saves to take the loss for Calgary. **Scratch:** Gudbranson; **Injuries:** Anisimov, Daccord, Hogberg, Murray, Stepan; **Shots:** OTT - 23, CGY - 36; **PP:** OTT - 0-2, CGY - 0-1.

March 24, 3-1 win vs Calgary: Gustavsson turned aside 28 shots to become the fifth goaltender in club history to win each of his first two starts with the franchise in Ottawa's 3-1 victory over Calgary at Canadian Tire Centre. Gioradno's fifth of the campaign at 13:37 of the second period saw the Senators head into the final stanza with a 1-0 deficit before Norris' eighth of the season began a run of three unanswered tallies. Tierney registered the game-winning goal for the second consecutive game at 12:01 of the third before Zaitsev into an empty net provided his first of the year in a game which the saw the team who scored first suffer a defeat for the first time in the seven-game season-series to this point. Markstrom made 28 saves in taking the loss for Calgary. **Scratches:** Gudbranson, Hogberg; **Injuries:** Anisimov, Daccord, Murray, Stepan, Watson; **Shots:** OTT - 31, CGY - 29; **PP:** OTT - 0-3, CGY - 0-3.

March 25, 3-2 OT loss vs Toronto: Holl registered the game-winning goal with 18 seconds remaining in overtime as the Senators earned a point for the seventh consecutive home game in the Maple Leafs' 3-2 win over Ottawa at Canadian Tire Centre. Connor Brown opened the night's scoring with Ottawa's second shorthanded maker of the season before Mikheyev and Spezza established a 2-1 Maple Leafs lead at 10:41 of the third period. Formenton's first NHL marker since 10/30/18 two minutes and 33 seconds later propelled Ottawa to their third overtime game in their last five. Campbell made 29 saves to earn the win for Toronto while Forsberg (making his first start for the Senators and first NHL start since 3/7/20) made 38 saves in taking the loss for Ottawa. **Scratches:** Gudbranson, Hogberg; **Injuries:** Anisimov, Daccord, Murray, Stepan, Watson; **Shots:** OTT - 31, TOR - 41; **PP:** OTT - 0-3, TOR - 0-3.

April 1, 4-1 loss vs Montreal: The Canadiens saw four players earn multi-point games in a 4-1 victory over Ottawa at Canadian Tire Centre. Danault's third of the campaign opened the scoring for Montreal before Byron propelled the Canadiens to a 2-0 lead with the club's league leading eighth shorthanded marker of the year 48 seconds into the middle stanza. Perry and Gallagher would follow in earning tallies on the evening ahead of Connor Brown's first power-play goal of the season at 18:13 of the third to spoil Montreal's shutout bid. Evans (with his first multi-point game) and Tatar both registered two assists. Allen made 22 saves to earn the win for the Canadiens while Gustavsson turned away 34 shots in taking the loss for Ottawa. **Scratches:** Gudbranson, Hogberg; **Injuries:** Daccord, Murray, Stepan, Watson; **Shots:** OTT - 23, MTL - 38; **PP:** OTT - 1-2, MTL - 0-3.

April 3, 6-3 win at Montreal: Anisimov registered his first three assist game since 2/6/16 to lead all skaters as Ottawa earned a 6-3 win over Montreal at Bell Centre. Alternating goals from Tkachuk and Connor Brown (shorthanded) for the Senators and Toffoli and Anderson for Montreal saw the game knotted 2-2 at 6:58 of the second period. Consecutive tallies from Dadonov eight minutes and 13 seconds apart in the middle stanza provided Ottawa with a lead they would not relinquish. Formenton and Batherson (into an empty net) would add to the Senators lead in the third period. Anderson provided a second tally for Montreal. The victory saw Ottawa earn their fourth win of the season against Montreal, their most in one campaign against the Canadiens since the 2009-10 season. Forsberg earned his first victory in a Senators uniform by way of turning aside 35 shots while Price took the loss for Montreal earning 27 saves. **Scratches:** J. Brown, Hogberg; **Injuries:** Daccord, Murray, Stepan, Watson, White; **Shots:** OTT - 32, MTL - 38; **PP:** OTT - 1-2, MTL- 1-5.

April 5, 4-3 loss at Winnipeg: Dubois earned two of the Jets' four goals to help power Winnipeg to their fifth victory in six games against Ottawa this season with a 4-3 win over the Senators at Bell MTS Place. Goals from Lowry and Connor (his 123rd all-time to move into ninth in Jets franchise history) for Winnipeg and Dzingel for Ottawa saw the home side establish a 4-1 lead by the 16:12 mark of the second stanza. The period saw Winnipeg fire 22 shots on goal, tied for the franchise's seventh most in club history. A power-play goal from Norris ahead of Connor Brown's 10th of the campaign at 16:51 of the third made it a 4-3 game. Ehlers and Copp both added two assists for Winnipeg while Dzingel and Connor Brown both also tallied helpers to register multi-point nights for the Senators. Hellebuyck made 20 saves in earning the win for Winnipeg while Forsberg turned aside 42 shots in taking the loss for Ottawa. **Scratches:** Gudbranson, Hogberg; **Injuries:** Daccord, Murray, Stepan, Watson, White; **Shots:** OTT - 23, WPG- 46; **PP:** OTT - 1-4, WPG- 1-3.

April 7, 4-2 loss vs Edmonton: Draisaitl registered his second hat-trick of the season against the Senators as the Oilers earned a 4-2 victory over Ottawa at Canadian Tire Centre. The combination of Draisaitl (three goals, one assist) and McDavid (one goal, three assists) recorded four points each as the winning marker from McDavid at 13:54 of the third period broke a 2-2 tie and saw the duo become the first Oilers teammates to record 20 goals through the clubs first 40 games since the 1987-88 season. Norris and Connor Brown would tally goals for the Senators with Brown's marker seeing the winger become the 16th skater in franchise history to score a goal in five consecutive games. Draisaitl completed the hat-trick into an empty net and became the first Oiler player to score 10 goals in one season against one opponent since 1986-87. Koskinen made 28 saves to earn the win for Edmonton while Hogberg turned aside 31 shots to take the loss for Ottawa. **Scratch:** Gudbranson; **Injuries:** Daccord, Murray, Stepan, Watson, White; **Shots:** OTT - 30, EDM - 35; **PP:** OTT - 0-2, EDM - 1-3.

April 8, 3-1 loss vs Edmonton: The Oilers received a game-winning tally from Shore with 7:02 remaining in the third period to sweep the nine-game season series from Ottawa with a 3-1 win at Canadian Tire Centre. The victory saw Edmonton become the second team to sweep a season-series of at least nine games since the 1944-45 season. Following a scoreless first period, Yamamoto opened the evening's scoring with a power-play marker at 11:00 of the middle stanza before Connor Brown registered a marker in a sixth consecutive game at 18:03 of the second period to match the franchise record for longest goal streak, becoming the second player this season to equal the mark (Batherson). Puljujarvi would add an empty netter to conclude the evening's scoring at 19:50 of the third. Smith made 39 saves to earn the win for Edmonton while Forsberg turned aside 20 shots to take the loss for Ottawa. **Scratch:** J. Brown; **Injuries:** Daccord, Dzingel, Murray, Stepan, Watson, White; **Shots:** OTT - 40, EDM - 23; **PP:** OTT - 0-2, EDM - 1-1.

April 10, 6-5 loss at Toronto: Matthews recorded the third hat-trick of his NHL career as Toronto earned a 6-5 victory over the Senators at Scotiabank Arena. The first two markers from Matthews established a 2-0 lead for the Maple Leafs and saw the Toronto forward become the first skater this season to reach the 30-goal plateau. Three consecutive goals by Ottawa from Batherson, Formenton (shorthanded) and Stützle in the second period realized a 3-2 Sens lead before Marner (23 seconds after Stützle) and Matthews replied for Toronto to conclude a five-goal period. Mikheyev re-established Toronto's two goal lead at 4:44 of the final stanza before Connor Brown earned a goal in a seventh consecutive game to establish a new Senators franchise record. Hyman and Norris (on the power-play) would also register third period goals to conclude the evening's scoring on a night which saw Campbell make 27 saves for his 11th consecutive win to start the season, extending the NHL record for longest winning streak to begin a campaign. Forsberg turned aside 32 shots to take the loss for Ottawa. **Scratches:** Anisimov, J. Brown; **Injuries:** Daccord, Murray, Stepan, Watson, White; **Shots:** OTT - 32, TOR - 38; **PP:** OTT - 1-2, TOR - 0-1.

April 12, 4-2 win vs Winnipeg: The Senators scored four unanswered goals to recover from a 2-0 deficit and earn a 4-2 victory over Winnipeg at Canadian Tire Centre. Connor and Ehlers scored for Winnipeg to establish a two-goal lead by 8:25 of the first period. Tkachuk on the power-play scored the first of the game for Ottawa two minutes and 48 seconds later before Connor Brown added to his franchise record by scoring for an eighth consecutive game at 18:38 of the opening stanza. A scoreless second period would lead to Dadonov and Tkachuk (with his second of the game) adding to the Ottawa lead with third period markers and establishing the evening's final score. Norris and Chabot both earned two assists apiece for the Senators. Forsberg made 24 saves to earn the win for Ottawa while Hellebuyck turned aside 20 shots in taking the loss for Winnipeg. **Scratches:** Anisimov, Bernard-Docker, Pinto; **Injuries:** Daccord, Murray, Stepan, Watson; **Shots:** OTT - 24, WPG- 26; **PP:** OTT - 1-2, WPG - 1-5.

April 14, 3-2 loss vs Winnipeg: A shorthanded marker from Lewis at 9:39 of the third proved the difference as Winnipeg earned a 3-2 victory over Ottawa at Canadian Tire Centre. Scheifele and Perrault also provided goals for the Jets while Ehlers earned an assist to reach the 300-point mark becoming the fifth skater in Jets/Thrashers franchise history to reach the milestone. Paul and Norris (on the power-play) replied for the Senators. Connor Brown added an assist to extend his point streak to nine games while Chabot had the night's lone multi-point evening (two assists) to move into fourth in club history in defencemen scoring with 147 points. Brossoit made 27 saves to earn the win for Winnipeg while Murray turned aside 32 shots in taking the loss for Ottawa. **Scratches:** Anisimov, Hogberg, Pinto; **Injuries:** Daccord, Stepan, Watson, Zaitsev; **Shots:** OTT - 29, WPG - 35; **PP:** OTT - 1-5, WPG - 1-3.

April 17, 4-0 win at Montreal: Batherson earned a career-high three points (two goals, one assist) as the Senators earned their first shutout of the season in a 4-0 win over Montreal at Bell Centre. Zub and Zaitsev also found the back of the net for Ottawa on a night where they generated four goals on only 15 shots. The shutout marked the first for the club since 3/26/19 vs Buffalo. Norris and Tkachuk each registered two-assist games while Pinto earned his first NHL point (an assist) in his debut game becoming the second alumnus of the University of North Dakota (Bernard-Docker) to make his debut for the Senators in as many games. Murray stopped all 23 shots he faced to earn the win and his first shutout in an Ottawa uniform while Price turned aside 11 shots to take the loss for Montreal. **Scratches:** Amadio, Anisimov, Bernard-Docker, Hogberg; **Injuries:** Daccord, Stepan, Watson; **Shots:** OTT - 15, MTL - 23; **PP:** OTT - 1-4, MTL - 0-4.

April 19, 4-2 win at Calgary: Connor Brown had his first multi-goal (two) game of the season as the Senators defeated Calgary 4-2 at Scotiabank Saddledome. The two goals saw Brown earn his 12th point over Ottawa's last 13 games. Tkachuk and Norris (on the power-play) also earned markers for the Senators. The game marked the fifth consecutive with a point for Norris who also added an assist for his second consecutive multi-point contest. Lindholm earned his 13th of the season while Lucic also replied for the home side on a night which saw him honoured for reaching 1,000 games played on April 13. Ottawa now sees their record sit at 9-1-1 when leading after two periods. Murray made 26 saves to earn the win for the Senators while Markstrom made 16 saves to take the loss for the Flames. **Scratches:** Amadio, Anisimov, Bernard-Docker, Hogberg; **Injuries:** Daccord, Stepan, Watson; **Shots:** OTT - 20, CGY - 28; **PP:** OTT - 1-2, CGY - 0-4.

April 22, 3-0 win at Vancouver: The Senators earned their second shutout in the last three games to defeat Vancouver for the first time this season with a 3-0 victory at Rogers Arena. The win marked the first time this season Ottawa has won three consecutive games. Batherson earned the game's lone multi-point (one goal, one assist) contest, his third over Ottawa's last six games. Stützle opened the scoring for the Senators on the power-play at 9:17 of the first period to register the first game-winning goal of his career and become the fourth youngest skater in club history to earn such a tally. Connor Brown added an empty net goal at 18:30 of the third period to record his 10th goal in the month of April, the 10th player in league history to do so. Murray made 31 stops to earn the win for Ottawa while Demko turned aside 22 shots in taking the loss for Vancouver. **Scratches:** Amadio, Anisimov, Bernard-Docker, Hogberg; **Injuries:** Daccord, Stepan, Watson; **Shots:** OTT - 25, VAN - 31; **PP:** OTT - 2-4, VAN - 0-4.

April 24, 4-2 loss at Vancouver: Pearson broke a 2-2 tie with 6:15 remaining in the third period to propel Vancouver to a 3-2 victory over Ottawa at Rogers Arena. The loss saw Ottawa's season-long winning streak end at three. Miller had a multi-point (one goal, one assist) game for the Canucks while Schmidt and Boeser also found the back of the net for Vancouver. White and Dadonov (who also added an assist to register Ottawa's lone multi-point game of the evening) earned goals for the Senators who suffered their sixth loss in seven games against the Canucks this season. Holtby made 26 saves to earn the win for Vancouver. Murray started the game for Ottawa making 12 saves on 13 shots before leaving due to injury in the second period. Hogberg took the loss in relief for the Senators by way of turning aside 18 shots in 35:00 of action. **Scratches:** Amadio, Anisimov, Bernard-Docker; **Injuries:** Daccord, Forsberg, Stepan, Watson; **Shots:** OTT - 28, VAN - 33; **PP:** OTT - 0-6, VAN - 1-4.

April 26, 2-1 win vs Vancouver: Tkachuk earned the evening's lone multi-point (two assists) game, his seventh and eighth points over his last seven contests, to help lead Ottawa to a 2-1 victory over Vancouver at Canadian Tire Centre. The Senators saw goals from Batherson (with his fourth tally over his last five games) and Norris, who earned his 14th of the season to move into a tie for second among all league rookies (Robertson). Juolevi provided the Canucks with their lone goal of the night. Hogberg made 25 saves to earn his first win since Feb. 15 for Ottawa while Holtby turned aside 25 shots to suffer his first loss to the Senators since 4/4/15 (4-3 OT win vs Washington) and his first regulation-time defeat to Ottawa since 1/21/14 (2-0 win at Washington). **Scratches:** Amadio, Anisimov, Bernard-Docker; **Injuries:** Daccord, Forsberg, Murray, Stepan, Watson; **Shots:** OTT - 27, VAN - 26; **PP:** OTT - 0-1, VAN - 0-1.

April 28, 6-3 win vs Vancouver: The Senators saw 12 skaters record at least one point as Ottawa earned a 6-3 victory over Vancouver in their final matchup of the season at Canadian Tire Centre. Multi-point nights from Chabot (one goal, one assist), Formenton (two assists - including the first helper of his NHL career) and Tkachuk (one goal, one assist plus one fight for the first "Gordie Howe hat trick" of his NHL career) helped pull Ottawa to over .500 at home. Mete (with his first in an Ottawa uniform), Tierney, Norris (with his fifth goal in nine games against Vancouver this season) and White (into an empty net) rounded out the scoring for Ottawa to equal their highest goal scoring effort of the season. Myers, Virtanen (with his 100th career point) and Sutter found the back of the net for the Canucks. Hogberg made 19 saves to earn the win for Ottawa while Demko turned aside 27 shots to take the loss for Vancouver. **Scratches:** Amadio, Anisimov, Bernard-Docker; **Injuries:** Daccord, Forsberg, Murray, Stepan, Watson; **Shots:** OTT - 33, VAN - 22; **PP:** OTT - 0-3, VAN - 0-2.

May 1, 3-2 OT loss at Montreal: Caufield became the second skater in Canadiens history to earn their first career NHL goal in overtime as Montreal earned a 3-2 overtime victory over Ottawa at Bell Centre. Goals from Stützle and Chabot (with his 150th point in a Senators uniform) helped the Senators to a 2-0 lead at the 5:51 mark of the third period. Petry scored the first of Montreal's three unanswered goals at 8:12 of the final stanza before Toffoli (with his team leading 27th of the season) sent a contest between the two clubs to an extra session for the third time this season. Primeau made 21 saves to earn the win for Montreal while Gustavsson turned aside 36 shots in taking the loss for Ottawa. **Scratches:** Anisimov, Bernard-Docker, Forsberg; **Injuries:** Daccord, Formenton, Murray, Stepan, Watson; **Shots:** OTT - 23, MTL - 39; **PP:** OTT - 0-2, MTL - 1-3.

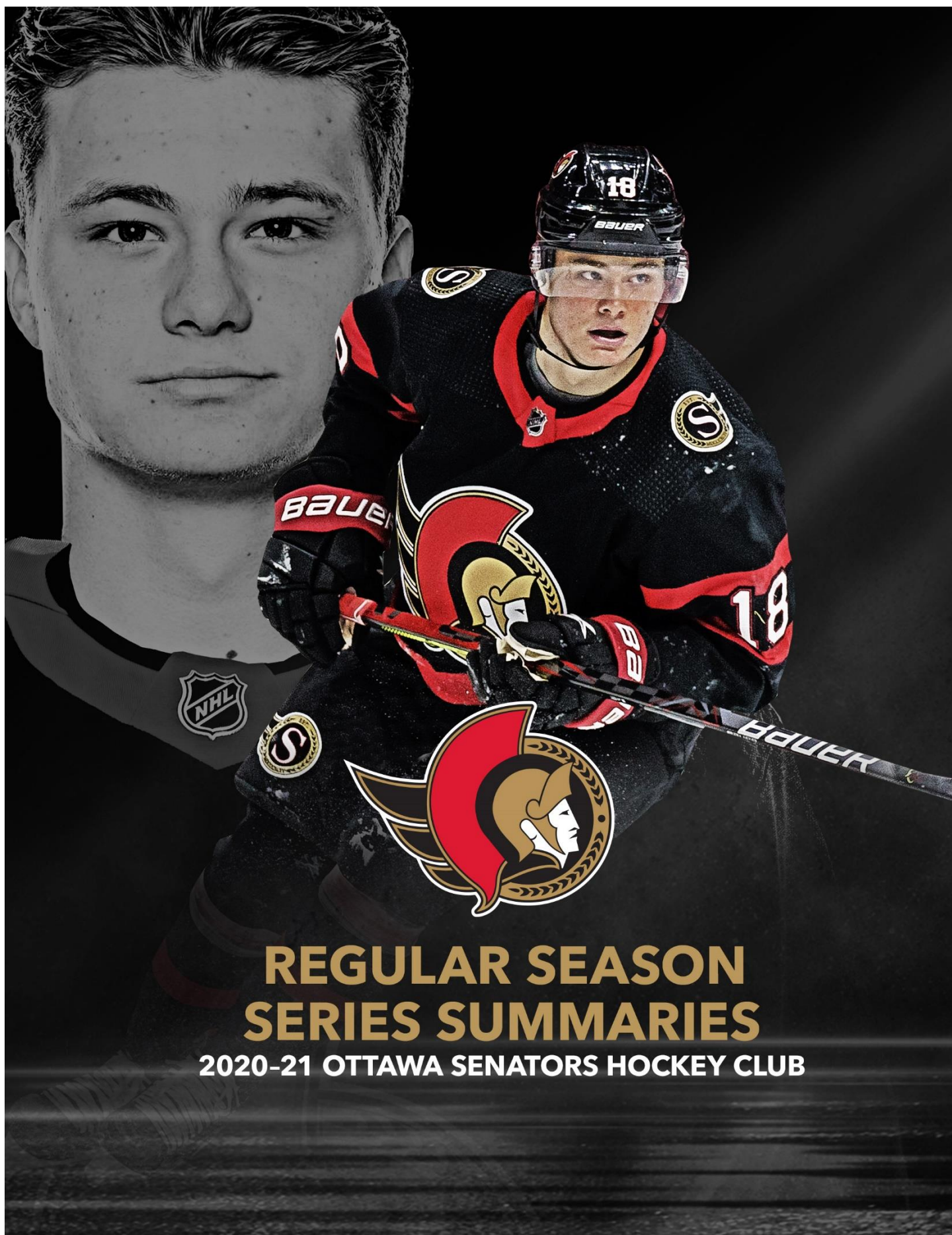
May 3, 2-1 win vs Winnipeg: Zaitsev broke a 1-1 tie with 1:13 remaining in the third period to register his first game-winning goal in a Senators uniform and help propel Ottawa to a 2-1 victory over Winnipeg at Canadian Tire Centre. Connor Brown opened the night's scoring with his fourth shorthanded goal of the season at 11:31 of the first period. The marker moved Brown into a tie for first among all league skaters in shorthanded tallies (Atkinson, Marchand). Morrissey knotted the game at 1-1 with one of his career high nine shots-on-goal at 9:46 of the third period before Zaitsev earned his first marker on a goaltender with Ottawa (each of the defenders three previous goals with the club came into an empty net). The loss marked the Jets' seventh consecutive regulation defeat, the third longest in Winnipeg NHL history. Gustavsson made 28 saves to earn the win for Ottawa while Brossoit turned aside 16 shots to take the loss for Winnipeg. **Scratches:** Amadio, Anisimov, Bernard-Docker, Forsberg; **Injuries:** Daccord, Murray, Stepan, Watson; **Shots:** OTT - 18, WPG - 29; **PP:** OTT - 0-3, WPG - 0-6.

May 5, 5-1 win vs Montreal: Ottawa rearguards Brannstrom (three assists) and Zub (two assists) both had the first multi-point contests of their NHL careers to help the Senators to a 5-1 victory over Montreal at Canadian Tire Centre. Pinto opened the evening's scoring at 11:35 of the first period with the first marker of his NHL career, becoming the 271st different Senator to score a goal. Edmundson pulled the Canadiens even with 32 seconds remaining in the opening stanza before Tkachuk at 3:44 of the second began Ottawa's run of four unanswered tallies. Paul, Connor Brown (with his 13th goal since March 25) and Formenton also found the back of the net for the Senators. The win pushed Ottawa's record to 7-1-1 in their last nine games, the second best record in the league since April 17. Forsberg made 30 saves to earn the win for Ottawa while Allen turned aside 29 shots in taking the loss for Montreal. **Scratches:** Amadio, Anisimov; **Injuries:** J. Brown, Chabot, Daccord, Dadonov, Murray, Stepan, Watson; **Shots:** OTT - 34, MTL - 31; **PP:** OTT - 0-2, MTL - 0-1.

May 8, 4-2 win at Winnipeg: Stützle earned the first hat-trick of his NHL career as the Senators earned a 4-2 victory over Winnipeg at Bell MTS Place. The three goals saw Stützle become the youngest skater in franchise history to earn a hat-trick which was capped by an empty net marker at 19:54 of the third period. Connor Brown (one goal, two assists) and Pinto (two assists) also earned multi-point nights as the line of Stützle-Pinto-Brown registered eight of the 10 points for Ottawa on the evening. Appleton and Scheifele (with the 200th of his NHL career) found the back of the net for Winnipeg on a night which saw the Senators improve to 5-0-1 over their last six games. Gustavsson made 27 saves to earn the win for Ottawa while Hellebuyck turned aside 19 shots in taking the loss for Winnipeg. **Scratches:** Amadio, Anisimov, Hogberg; **Injuries:** J. Brown, Chabot, Daccord, Formenton, Murray, Stepan, Watson; **Shots:** OTT - 23, WPG - 29; **PP:** OTT - 1-2, WPG - 0-2.

May 9, 6-1 loss at Calgary: Gaudreau and Tkachuk each posted one goal, two assist evenings to lead Calgary to a 6-1 victory over Ottawa in the club's final road contest of the season at Scotiabank Saddledome. Backlund, Stone, Dube and Giordano also registered tallies for the Flames on the evening. Norris had the lone marker for the Senators, moving him into a tie for third in rookie goals (16) league wide. The game marked White's 200th for the club which saw him become the 59th player to reach the milestone in team history. Markstrom made 19 saves to earn the win for Calgary while Forsberg took the loss for Ottawa turning aside 19 shots in 30:05 of action. Gustavsson made 11 saves on 13 shots in relief. **Scratches:** Amadio, Anisimov, Hogberg; **Injuries:** J. Brown, Chabot, Daccord, Murray, Stepan, Watson; **Shots:** OTT - 20, CGY - 36; **PP:** OTT - 0-3, CGY - 1-1.

May 12, 4-3 OT win vs Toronto: Norris scored nine seconds into overtime to register the first extra session goal of his career as the Senators wrapped up the regular-season with a 4-3 victory over Toronto at Canadian Tire Centre. Zaitsev opened the scoring for Ottawa with his second goal in his last five games at 18:52 of the first period. Following a game-tying goal from Muzzin, Connor Brown earned his sixth shorthanded marker of the season to become the fifth Senator in franchise history to reach the mark. Kelly, in his NHL debut, found the back of the net at 12:12 of the second period becoming the eighth Senator in franchise history to score in his debut. Tavares and Matthews (with his league leading 41st) knotted the game at three by 16:29 of the third period setting up Norris' game-winner. The win saw Ottawa conclude the season with a 10-3-1 record, tied for the fifth best mark in the league from April 12 on. Gustavsson made 30 saves to earn the win for Ottawa while Andersen turned aside 24 shots in taking the loss for Toronto. **Scratches:** Amadio, Dzingel, Hogberg, Tierney; **Injuries:** J. Brown, Chabot, Daccord, Murray, Stepan, Watson, White; **Shots:** OTT - 28, TOR - 33; **PP:** OTT - 0-4, TOR - 1-5.



REGULAR SEASON SERIES SUMMARIES

2020-21 OTTAWA SENATORS HOCKEY CLUB

CALGARY FLAMES vs. OTTAWA SENATORS

2020-2021 REGULAR SEASON

at CALGARY FLAMES

Date	Score	W Goal
09 May '21	OTT 1 @ CGY 6	Mikael Backlund
19 Apr '21	OTT 4 @ CGY 2	Josh Norris
07 Mar '21 **	OTT 4 @ CGY 3	Drake Batherson
04 Mar '21	OTT 3 @ CGY 7	Josh Leivo

at OTTAWA SENATORS

Date	Score	W Goal
24 Mar '21	CGY 1 @ OTT 3	Chris Tierney
22 Mar '21	CGY 1 @ OTT 2	Chris Tierney
01 Mar '21	CGY 1 @ OTT 5	Drake Batherson
27 Feb '21	CGY 6 @ OTT 3	Sean Monahan
25 Feb '21	CGY 1 @ OTT 6	Erik Gudbranson

Individual Scoring

FLAMES

Player	GP	G	A	P	+/-	PIM	PP	SH
Matthew Tkachuk	9	2	8	10	3	4	0	0
Johnny Gaudreau	9	3	6	9	3	0	1	0
Dillon Dube	9	4	3	7	0	2	0	0
Mark Giordano	9	3	4	7	1	0	1	0
Mikael Backlund	9	2	4	6	-3	6	0	0
Milan Lucic	9	3	2	5	-4	7	1	0
Elias Lindholm	9	2	2	4	2	2	0	0
Sean Monahan	9	2	2	4	-2	2	1	0
Andrew Mangiapane	9	1	3	4	-2	2	0	1
Derek Ryan	6	1	2	3	2	0	0	0
Rasmus Andersson	9	0	3	3	-6	10	0	0
Brett Ritchie	4	1	1	2	1	11	0	0
Michael Stone	2	1	1	2	1	0	0	0
Nikita Nesterov	7	0	2	2	4	6	0	0
Noah Hanifin	8	1	0	1	-3	2	0	0
Juuso Valimaki	8	1	0	1	1	6	0	0
Josh Leivo	5	1	0	1	-1	2	0	0
Christopher Tanev	9	0	1	1	3	2	0	0
Joakim Nordstrom	6	0	1	1	3	0	0	0
Glenn Gawdin	3	0	1	1	0	0	0	0
Sam Bennett	6	0	0	0	-6	2	0	0
Zac Rinaldo	3	0	0	0	-1	5	0	0
Oliver Kyllington	2	0	0	0	-2	0	0	0
Buddy Robinson	2	0	0	0	-1	0	0	0
Dominik Simon	1	0	0	0	0	0	0	0

Power Play: 4-25 16.0% / Penalty Killing: 20-25 80.0%

SENATORS

Player	GP	G	A	P	+/-	PIM	PP	SH
Thomas Chabot	8	0	8	8	1	8	0	0
Josh Norris	9	4	3	7	-2	0	1	0
Drake Batherson	9	4	2	6	1	0	1	0
Tim Stützle	9	0	6	6	-1	4	0	0
Colin White	9	5	0	5	-1	8	1	0
Connor Brown	9	4	1	5	1	2	0	1
Nick Paul	9	0	5	5	-1	2	0	0
Chris Tierney	9	2	2	4	3	0	0	0
Brady Tkachuk	9	2	2	4	-1	8	1	0
Mike Reilly	6	0	4	4	5	4	0	0
Ryan Dzingel	6	3	0	3	-1	2	0	0
Artem Anisimov	5	2	1	3	1	0	1	0
Nikita Zaitsev	9	1	2	3	-6	6	0	0
Erik Brannstrom	6	1	2	3	0	6	0	0
Evgenii Dadonov	9	1	1	2	-1	0	0	0
Erik Gudbranson	5	1	0	1	3	2	0	0
Artem Zub	9	0	1	1	0	4	0	0
Austin Watson	6	0	1	1	2	10	0	0
Josh Brown	3	0	0	0	2	5	0	0
Alex Formenton	3	0	0	0	-1	0	0	0
Matthew Peca	3	0	0	0	1	0	0	0
Clark Bishop	2	0	0	0	0	0	0	0
Braydon Coburn	2	0	0	0	-2	2	0	0
Victor Mete	2	0	0	0	0	0	0	0
Shane Pinto	2	0	0	0	-1	0	0	0
Christian Wolanin	2	0	0	0	1	2	0	0
Olle Alsing	1	0	0	0	-2	0	0	0
Jacob Bernard-Docker	1	0	0	0	1	0	0	0

Power Play: 5-25 20.0% / Penalty Killing: 21-25 84.0%

Goaltending

FLAMES

Goalie	GP	Min	WLOT	GA	SA	SV	GAA	SV%
David Rittich	4	211	2-2-0	14	121	107	3.97	.884
Jacob Markstrom	5	301	1-3-1	11	114	103	2.19	.904
Artyom Zagidulin	1	28	0-0-0	2	11	9	4.25	.818

SENATORS

Goalie	GP	Min	WLOT	GA	SA	SV	GAA	SV%
Matt Murray	6	305	4-2-0	17	164	147	3.34	.896
Filip Gustavsson	3	149	2-0-0	4	78	74	1.61	.949
Joey Daccord	2	60	0-0-0	3	23	20	3.00	.870
Anton Forsberg	1	30	0-1-0	4	23	19	7.98	.826

Goals by Period

FLAMES

	1st	2nd	3rd	OT	Total
Goals	9	11	8	0	28

SENATORS

	1st	2nd	3rd	OT	Total
Goals	8	9	13	0	30

Shots by Period

FLAMES

	1st	2nd	3rd	OT	Total
Shots	98	100	87	3	288

SENATORS

	1st	2nd	3rd	OT	Total
Shots	81	98	69	1	249

OTTAWA SENATORS vs. EDMONTON OILERS

2020-2021 REGULAR SEASON

at OTTAWA SENATORS

Date	Score	W Goal
08 Apr '21	EDM 3 @ OTT 1	Devin Shore
07 Apr '21	EDM 4 @ OTT 2	Connor McDavid
09 Feb '21	EDM 3 @ OTT 2	Tyson Barrie
08 Feb '21	EDM 3 @ OTT 1	Tyler Ennis

at EDMONTON OILERS

Date	Score	W Goal
12 Mar '21	OTT 2 @ EDM 6	Darnell Nurse
10 Mar '21	OTT 1 @ EDM 7	Jujhar Khaira
08 Mar '21	OTT 2 @ EDM 3	Leon Draisaitl
02 Feb '21	OTT 2 @ EDM 4	Leon Draisaitl
31 Jan '21	OTT 5 @ EDM 8	Connor McDavid

Individual Scoring

SENATORS

Player	GP	G	A	P	+/-	PIM	PP	SH
Evgenii Dadonov	9	4	1	5	-2	2	0	0
Brady Tkachuk	9	2	3	5	-6	4	1	0
Thomas Chabot	8	1	4	5	-6	2	0	0
Mike Reilly	9	0	5	5	-1	6	0	0
Connor Brown	9	3	1	4	-6	0	0	0
Tim Stützle	9	3	1	4	-11	4	1	0
Austin Watson	7	1	3	4	-4	7	0	0
Colin White	6	1	2	3	-3	0	0	0
Nikita Zaitsev	9	0	3	3	-4	6	0	0
Artem Zub	9	0	3	3	-1	6	0	0
Drake Batherson	9	1	1	2	-8	4	1	0
Josh Norris	9	1	1	2	-5	2	0	0
Chris Tierney	9	0	2	2	-5	2	0	0
Cedric Paquette	2	1	0	1	-2	0	0	0
Nick Paul	9	0	1	1	1	0	0	0
Erik Gudbranson	8	0	1	1	-7	24	0	0
Derek Stepan	4	0	1	1	0	2	0	0
Erik Brannstrom	4	0	0	0	-5	0	0	0
Ryan Dzingel	4	0	0	0	-2	6	0	0
Artem Anisimov	3	0	0	0	0	0	0	0
Clark Bishop	3	0	0	0	1	2	0	0
Josh Brown	3	0	0	0	0	0	0	0
Braydon Coburn	3	0	0	0	-3	0	0	0
Alex Formenton	2	0	0	0	-1	0	0	0
Alex Galchenyuk	2	0	0	0	-1	0	0	0
Christian Wolanin	2	0	0	0	-2	0	0	0
Michael Amadio	1	0	0	0	0	0	0	0
Matthew Peca	1	0	0	0	0	0	0	0

Power Play: 3-23 13.0% / Penalty Killing: 17-27 63.0%

OILERS

Player	GP	G	A	P	+/-	PIM	PP	SH
Leon Draisaitl	9	10	11	21	12	0	4	0
Connor McDavid	9	4	17	21	7	2	1	0
Tyson Barrie	9	3	11	14	9	0	1	0
Darnell Nurse	9	5	2	7	11	2	0	0
Kailer Yamamoto	9	3	2	5	1	4	1	0
Ryan Nugent-Hopkins	8	1	4	5	-2	2	1	0
Jujhar Khaira	7	1	3	4	7	16	0	0
Jesse Puljujarvi	9	3	0	3	3	2	0	0
James Neal	5	3	0	3	1	0	1	0
Tyler Ennis	5	2	1	3	5	2	0	0
Alex Chiasson	8	1	2	3	3	0	1	0
Devin Shore	6	1	2	3	2	0	0	0
Josh Archibald	6	1	1	2	6	8	0	0
Dominik Kahun	6	1	1	2	0	0	0	0
Evan Bouchard	3	1	1	2	1	0	0	0
Kyle Turris	7	0	2	2	1	2	0	0
Gaetan Haas	6	1	0	1	0	4	0	0
Adam Larsson	9	0	1	1	3	4	0	0
Kris Russell	7	0	1	1	-1	2	0	0
William Lagesson	6	0	1	1	4	0	0	0
Ethan Bear	5	0	1	1	4	2	0	0
Caleb Jones	5	0	1	1	1	2	0	0
Patrick Russell	2	0	1	1	2	0	0	0
Zack Kassian	5	0	0	0	0	5	0	0
Slater Koekkoek	2	0	0	0	0	0	0	0

Power Play: 10-27 37.0% / Penalty Killing: 20-23 87.0%

Goaltending

SENATORS

Goalie	GP	Min	WLOT	GA	SA	SV	GAA	SV%
Anton Forsberg	1	57	0-1-0	2	22	20	2.09	.909
Joey Daccord	2	118	0-2-0	9	74	65	4.59	.878
Matt Murray	4	160	0-2-0	12	88	76	4.49	.864
Marcus Hogberg	4	195	0-4-0	15	94	79	4.62	.840

OILERS

Goalie	GP	Min	WLOT	GA	SA	SV	GAA	SV%
Mike Smith	4	240	4-0-0	5	115	110	1.25	.957
Mikko Koskinen	4	240	4-0-0	8	125	117	2.00	.936
Stuart Skinner	1	60	1-0-0	5	38	33	5.03	.868

Goals by Period

SENATORS

	1st	2nd	3rd	OT	Total
Goals	6	6	6	0	18

OILERS

	1st	2nd	3rd	OT	Total
Goals	18	14	9	0	41

Shots by Period

SENATORS

	1st	2nd	3rd	OT	Total
Shots	77	97	104	0	278

OILERS

	1st	2nd	3rd	OT	Total
Shots	104	106	71	0	281

OTTAWA SENATORS vs. MONTRÉAL CANADIENS

2020-2021 REGULAR SEASON

at OTTAWA SENATORS

Date	Score	W Goal
05 May '21	MTL 1 @ OTT 5	Brady Tkachuk
01 Apr '21	MTL 4 @ OTT 1	Paul Byron
23 Feb '21 **	MTL 4 @ OTT 5	Tim Stützle
21 Feb '21 *	MTL 2 @ OTT 3	Brady Tkachuk
06 Feb '21	MTL 2 @ OTT 1	Josh Anderson

at MONTRÉAL CANADIENS

Date	Score	W Goal
01 May '21 *	OTT 2 @ MTL 3	Cole Caufield
17 Apr '21	OTT 4 @ MTL 0	Artem Zub
03 Apr '21	OTT 6 @ MTL 3	Evgenii Dadonov
02 Mar '21	OTT 1 @ MTL 3	Jeff Petry
04 Feb '21	OTT 3 @ MTL 2	Connor Brown

Individual Scoring

SENATORS

Player	GP	G	A	P	+/-	PIM	PP	SH
Drake Batherson	10	5	6	11	2	2	1	0
Brady Tkachuk	10	5	3	8	-1	14	2	0
Tim Stützle	10	2	5	7	-1	0	1	0
Artem Zub	10	2	5	7	4	6	0	0
Josh Norris	10	1	6	7	3	7	0	0
Thomas Chabot	8	2	4	6	-3	6	0	0
Erik Brannstrom	8	1	5	6	4	6	1	0
Connor Brown	10	4	1	5	2	2	1	1
Colin White	9	1	3	4	-1	2	1	0
Evgenii Dadonov	9	2	1	3	-1	0	0	0
Nick Paul	10	1	2	3	3	8	0	0
Shane Pinto	3	1	2	3	2	2	0	0
Mike Reilly	7	0	3	3	2	4	0	0
Artem Anisimov	2	0	3	3	3	0	0	0
Alex Formenton	4	2	0	2	4	4	0	0
Nikita Zaitsev	10	1	1	2	1	6	0	0
Chris Tierney	10	0	2	2	-3	0	0	0
Derek Stepan	4	0	2	2	1	2	0	0
Braydon Coburn	3	0	1	1	3	4	0	0
Erik Gudbranson	6	0	0	0	-1	9	0	0
Ryan Dzingel	5	0	0	0	-2	2	0	0
Austin Watson	5	0	0	0	-1	0	0	0
Josh Brown	3	0	0	0	-1	2	0	0
Micheal Haley	3	0	0	0	-1	0	0	0
Victor Mete	3	0	0	0	1	0	0	0
Clark Bishop	2	0	0	0	-2	0	0	0
Alex Galchenyuk	2	0	0	0	0	0	0	0
Vitaly Abramov	1	0	0	0	0	0	0	0
Olle Alsing	1	0	0	0	0	0	0	0
Michael Amadio	1	0	0	0	1	0	0	0
Jacob Bernard-Docker	1	0	0	0	0	0	0	0

Power Play: 7-33 21.2% / Penalty Killing: 27-32 84.4%

CANADIENS

Player	GP	G	A	P	+/-	PIM	PP	SH
Nick Suzuki	10	1	6	7	-1	2	0	0
Tyler Toffoli	9	4	2	6	-1	4	2	0
Jeff Petry	10	3	3	6	-2	6	2	0
Phillip Danault	10	1	5	6	0	4	0	0
Josh Anderson	9	4	1	5	-3	6	0	1
Brendan Gallagher	7	3	2	5	2	6	1	0
Corey Perry	10	2	3	5	-2	5	0	0
Shea Weber	8	2	2	4	4	9	0	0
Jake Evans	9	0	4	4	2	6	0	0
Tomas Tatar	8	0	4	4	-1	2	0	0
Joel Edmundson	10	1	1	2	4	2	0	0
Jonathan Drouin	8	1	1	2	-1	0	0	0
Jesper Kotkaniemi	10	0	2	2	-5	2	0	0
Victor Mete	3	0	2	2	3	0	0	0
Paul Byron	8	1	0	1	0	2	0	1
Cole Caufield	2	1	0	1	-1	0	0	0
Brett Kulak	9	0	1	1	-5	4	0	0
Artturi Lehkonen	8	0	1	1	-3	2	0	0
Alexander Romanov	10	0	0	0	-3	7	0	0
Ben Chiarot	8	0	0	0	-5	15	0	0
Joel Armia	6	0	0	0	-1	4	0	0
Michael Frolik	3	0	0	0	-1	0	0	0
Eric Staal	3	0	0	0	-2	0	0	0
Jon Merrill	2	0	0	0	-2	2	0	0

Power Play: 5-32 15.6% / Penalty Killing: 26-33 78.8%

Goaltending

SENATORS

Goalie	GP	Min	WLOT	GA	SA	SV	GAA	SV%
Matt Murray	5	308	4-1-0	10	161	151	1.95	.938
Anton Forsberg	2	120	2-0-0	4	69	65	2.00	.942
Filip Gustavsson	2	122	0-1-1	7	77	70	3.43	.909
Joey Daccord	1	59	0-1-0	2	32	30	2.02	.938

CANADIENS

Goalie	GP	Min	WLOT	GA	SA	SV	GAA	SV%
Jake Allen	4	243	2-1-1	10	131	121	2.46	.924
Carey Price	5	303	1-3-1	16	133	117	3.17	.880
Cayden Primeau	1	62	1-0-0	2	23	21	1.93	.913

Goals by Period

SENATORS

	1st	2nd	3rd	OT	Total
Goals	10	9	10	1	30

CANADIENS

	1st	2nd	3rd	OT	Total
Goals	7	7	9	1	24

Shots by Period

SENATORS						CANADIENS					
	1st	2nd	3rd	OT	Total		1st	2nd	3rd	OT	Total
Shots	100	110	71	8	289	Shots	115	106	113	6	340

* - Overtime ** - Shootout

OTTAWA SENATORS vs. TORONTO MAPLE LEAFS

2020-2021 REGULAR SEASON

at OTTAWA SENATORS

Date	Score	W Goal
12 May '21 *	TOR 3 @ OTT 4	Josh Norris
25 Mar '21 *	TOR 3 @ OTT 2	Justin Holl
14 Mar '21	TOR 3 @ OTT 4	Drake Batherson
16 Jan '21	TOR 3 @ OTT 2	Auston Matthews
15 Jan '21	TOR 3 @ OTT 5	Chris Tierney

at TORONTO MAPLE LEAFS

Date	Score	W Goal
10 Apr '21	OTT 5 @ TOR 6	Zach Hyman
18 Feb '21	OTT 3 @ TOR 7	Ilya Mikheyev
17 Feb '21	OTT 1 @ TOR 2	Alexander Kerfoot
15 Feb '21 *	OTT 6 @ TOR 5	Evgenii Dadonov

Individual Scoring

SENATORS

Player	GP	G	A	P	+/-	PIM	PP	SH
Drake Batherson	9	5	3	8	-3	0	1	0
Brady Tkachuk	9	3	5	8	-3	9	0	0
Connor Brown	9	5	2	7	1	6	0	2
Tim Stützle	9	3	4	7	2	2	0	0
Chris Tierney	8	1	6	7	3	0	0	0
Josh Norris	9	2	4	6	-5	0	1	0
Nikita Zaitsev	9	1	4	5	0	2	0	0
Nick Paul	9	2	2	4	0	0	0	1
Thomas Chabot	7	1	3	4	-1	12	1	0
Evgenii Dadonov	9	2	1	3	-2	0	0	0
Alex Formenton	3	2	0	2	2	0	0	1
Austin Watson	6	1	1	2	0	7	0	0
Derek Stepan	5	1	1	2	1	2	0	0
Ryan Dzingel	3	1	1	2	1	0	0	0
Mike Reilly	7	0	2	2	0	0	0	0
Colin White	6	0	2	2	0	0	0	0
Erik Brannstrom	4	0	2	2	0	4	0	0
Clark Bishop	3	0	2	2	2	2	0	0
Artem Zub	7	1	0	1	1	2	0	0
Parker Kelly	1	1	0	1	1	0	0	0
Artem Anisimov	4	0	1	1	-2	0	0	0
Christian Wolanin	4	0	1	1	-2	2	0	0
Braydon Coburn	3	0	1	1	2	0	0	0
Michael Amadio	1	0	1	1	1	0	0	0
Matthew Peca	1	0	1	1	0	0	0	0
Shane Pinto	1	0	1	1	1	6	0	0
Erik Gudbranson	7	0	0	0	-2	2	0	0
Josh Brown	3	0	0	0	2	2	0	0
Cedric Paquette	2	0	0	0	-1	4	0	0
Olle Alsing	1	0	0	0	0	0	0	0
Jacob Bernard-Docker	1	0	0	0	-1	0	0	0
Logan Brown	1	0	0	0	0	2	0	0
Victor Mete	1	0	0	0	2	0	0	0

Power Play: 3-30 10.0% / Penalty Killing: 20-27 74.1%

MAPLE LEAFS

Player	GP	G	A	P	+/-	PIM	PP	SH
Auston Matthews	9	10	7	17	3	2	3	0
Mitchell Marner	9	3	11	14	9	8	0	0
Joe Thornton	9	3	6	9	1	4	0	0
John Tavares	9	4	4	8	-1	6	1	0
Zach Hyman	7	4	3	7	0	10	1	0
Alexander Kerfoot	9	2	5	7	1	0	0	0
Ilya Mikheyev	9	3	2	5	0	2	0	0
Jake Muzzin	9	1	4	5	2	5	1	0
William Nylander	8	1	4	5	-3	4	1	0
Morgan Rielly	9	0	5	5	-2	2	0	0
Justin Holl	9	1	2	3	0	0	0	0
Jason Spezza	9	1	2	3	-4	2	0	0
TJ Brodie	9	0	3	3	6	4	0	0
Alex Galchenyuk	3	0	2	2	2	2	0	0
Pierre Engvall	7	1	0	1	-1	2	0	0
Travis Boyd	4	1	0	1	-2	0	0	0
Travis Dermott	9	0	1	1	0	6	0	0
Zach Bogosian	7	0	0	0	-1	19	0	0
Jimmy Vesey	6	0	0	0	-4	2	0	0
Wayne Simmonds	5	0	0	0	-3	10	0	0
Alexander Barabanov	2	0	0	0	-1	0	0	0
Nick Foligno	1	0	0	0	1	2	0	0
Ben Hutton	1	0	0	0	-1	0	0	0
Mikko Lehtonen	1	0	0	0	-2	0	0	0
Nic Petan	1	0	0	0	-1	0	0	0
Nicholas Robertson	1	0	0	0	0	0	0	0

Power Play: 7-27 25.9% / Penalty Killing: 27-30 90.0%

Goaltending

SENATORS

Goalie	GP	Min	WLOT	GA	SA	SV	GAA	SV%
Joey Daccord	1	60	1-0-0	3	36	33	3.00	.917
Filip Gustavsson	1	60	1-0-0	3	33	30	3.00	.909
Matt Murray	4	226	1-3-0	14	117	103	3.72	.880
Marcus Hogberg	2	74	1-0-0	6	43	37	4.88	.860
Anton Forsberg	2	123	0-1-1	8	78	70	3.90	.897

MAPLE LEAFS

Goalie	GP	Min	WLOT	GA	SA	SV	GAA	SV%
Jack Campbell	3	184	3-0-0	9	82	73	2.93	.890
Frederik Andersen	5	288	1-2-2	18	139	121	3.75	.871
Michael Hutchinson	2	66	1-0-0	5	40	35	4.53	.875

Goals by Period

SENATORS

	1st	2nd	3rd	OT	Total
Goals	8	13	9	2	32

MAPLE LEAFS

	1st	2nd	3rd	OT	Total
Goals	10	14	10	1	35

Shots by Period

SENATORS						MAPLE LEAFS					
	1st	2nd	3rd	OT	Total		1st	2nd	3rd	OT	Total
Shots	81	102	74	4	261	Shots	86	131	85	6	308

* - Overtime ** - Shootout

OTTAWA SENATORS vs. VANCOUVER CANUCKS

2020-2021 REGULAR SEASON

at OTTAWA SENATORS

Date	Score	W Goal
28 Apr '21	VAN 3 @ OTT 6	Thomas Chabot
26 Apr '21	VAN 1 @ OTT 2	Drake Batherson
17 Mar '21 **	VAN 3 @ OTT 2	Adam Gaudette
15 Mar '21 *	VAN 3 @ OTT 2	J.T. Miller

at VANCOUVER CANUCKS

Date	Score	W Goal
24 Apr '21	OTT 2 @ VAN 4	Tanner Pearson
22 Apr '21	OTT 3 @ VAN 0	Tim Stützle
28 Jan '21	OTT 1 @ VAN 4	Elias Pettersson
27 Jan '21	OTT 1 @ VAN 5	J.T. Miller
25 Jan '21	OTT 1 @ VAN 7	Tyler Motte

Individual Scoring

SENATORS

Player	GP	G	A	P	+/-	PIM	PP	SH
Brady Tkachuk	9	1	6	7	0	21	0	0
Josh Norris	9	5	1	6	2	2	1	0
Drake Batherson	9	2	3	5	-2	0	1	0
Thomas Chabot	9	2	2	4	2	6	0	0
Colin White	8	3	0	3	-2	4	0	0
Connor Brown	9	1	1	2	-1	0	0	0
Evgenii Dadonov	9	1	1	2	-4	0	0	0
Tim Stützle	9	1	1	2	-5	0	1	0
Ryan Dzingel	6	1	1	2	0	9	0	0
Nick Paul	9	0	2	2	-1	7	0	0
Alex Formenton	4	0	2	2	1	2	0	0
Chris Tierney	9	1	0	1	-4	0	0	0
Austin Watson	5	1	0	1	-2	12	0	0
Victor Mete	4	1	0	1	2	0	0	0
Nikita Zaitsev	9	0	1	1	-2	0	0	0
Josh Brown	6	0	1	1	-2	8	0	0
Artem Zub	6	0	1	1	-2	4	0	0
Mike Reilly	5	0	1	1	-7	2	0	0
Erik Brannstrom	4	0	1	1	1	7	0	0
Shane Pinto	4	0	1	1	1	2	0	0
Christian Wolanin	4	0	1	1	-3	2	0	0
Clark Bishop	2	0	1	1	0	0	0	0
Erik Gudbranson	5	0	0	0	-4	2	0	0
Braydon Coburn	2	0	0	0	-2	2	0	0
Cedric Paquette	2	0	0	0	-1	0	0	0
Derek Stepan	2	0	0	0	-5	0	0	0
Artem Anisimov	1	0	0	0	-1	0	0	0
Filip Chlapik	1	0	0	0	1	0	0	0
Alex Galchenyuk	1	0	0	0	-3	0	0	0

Power Play: 3-34 8.8% / Penalty Killing: 20-23 87.0%

CANUCKS

Player	GP	G	A	P	+/-	PIM	PP	SH
Quinn Hughes	9	1	7	8	-1	8	0	0
J.T. Miller	9	4	3	7	1	12	0	0
Bo Horvat	9	1	6	7	4	4	0	0
Brandon Sutter	9	4	2	6	2	0	0	1
Brock Boeser	9	4	1	5	-1	0	2	0
Tanner Pearson	9	4	1	5	3	2	0	0
Tyler Motte	7	3	2	5	6	0	0	0
Tyler Myers	9	1	4	5	6	4	0	0
Elias Pettersson	3	2	2	4	2	0	1	0
Nils Hoglander	9	0	4	4	4	0	0	0
Olli Juolevi	5	2	1	3	1	0	0	0
Jay Beagle	3	0	3	3	3	0	0	0
Nate Schmidt	9	1	1	2	1	0	0	0
Jordie Benn	5	0	2	2	8	2	0	0
Jake Virtanen	8	1	0	1	0	15	0	0
Jayce Hawryluk	6	1	0	1	0	9	0	0
Alexander Edler	8	0	1	1	4	4	0	0
Travis Hamonic	6	0	1	1	-2	24	0	0
Antoine Roussel	3	0	1	1	5	11	0	0
Zack MacEwen	7	0	0	0	-1	19	0	0
Travis Boyd	4	0	0	0	-2	0	0	0
Jalen Chatfield	4	0	0	0	1	4	0	0
Matthew Highmore	4	0	0	0	-1	2	0	0
Adam Gaudette	3	0	0	0	-1	4	0	0
Marc Michaelis	2	0	0	0	1	0	0	0
Jimmy Vesey	2	0	0	0	-2	0	0	0
Loui Eriksson	1	0	0	0	-1	0	0	0

Power Play: 3-23 13.0% / Penalty Killing: 31-34 91.2%

Goaltending

SENATORS

Goalie	GP	Min	WLOT	GA	SA	SV	GAA	SV%
Marcus Hogberg	4	214	2-2-0	11	103	92	3.09	.893
Matt Murray	4	204	1-2-0	12	104	92	3.53	.885
Filip Gustavsson	1	20	0-0-1	0	8	8	0.00	1.000
Joey Daccord	2	106	0-0-1	5	49	44	2.82	.898

CANUCKS

Goalie	GP	Min	WLOT	GA	SA	SV	GAA	SV%
Thatcher Demko	6	364	4-2-0	13	213	200	2.15	.939
Braden Holtby	3	178	2-1-0	5	92	87	1.68	.946

Goals by Period

SENATORS

	1st	2nd	3rd	OT	Total
Goals	6	9	5	0	20

CANUCKS

	1st	2nd	3rd	OT	Total
Goals	11	9	8	1	29

Shots by Period

SENATORS

	1st	2nd	3rd	OT	Total
Shots	108	110	86	3	307

CANUCKS

	1st	2nd	3rd	OT	Total
Shots	80	96	87	2	265

OTTAWA SENATORS vs. WINNIPEG JETS

2020-2021 REGULAR SEASON

at OTTAWA SENATORS

Date	Score	W Goal
03 May '21	WPG 1 @ OTT 2	Nikita Zaitsev
14 Apr '21	WPG 3 @ OTT 2	Trevor Lewis
12 Apr '21	WPG 2 @ OTT 4	Evgenii Dadonov
21 Jan '21	WPG 4 @ OTT 1	Mark Scheifele
19 Jan '21 *	WPG 4 @ OTT 3	Nikolaj Ehlers

at WINNIPEG JETS

Date	Score	W Goal
08 May '21	OTT 4 @ WPG 2	Tim Stützle
05 Apr '21	OTT 3 @ WPG 4	Kyle Connor
13 Feb '21	OTT 2 @ WPG 1	Brady Tkachuk
11 Feb '21	OTT 1 @ WPG 5	Nikolaj Ehlers
23 Jan '21	OTT 3 @ WPG 6	Paul Stastny

Individual Scoring

SENATORS										JETS									
Player	GP	G	A	P	+/-	PIM	PP	SH		Player	GP	G	A	P	+/-	PIM	PP	SH	
Connor Brown	10	4	8	12	4	2	0	1		Mark Scheifele	10	5	10	15	3	0	0	0	
Josh Norris	10	4	3	7	-5	2	3	0		Nikolaj Ehlers	8	5	6	11	6	2	1	0	
Evgenii Dadonov	10	3	2	5	1	2	0	0		Blake Wheeler	8	3	7	10	1	8	1	0	
Nick Paul	10	2	3	5	3	2	0	0		Kyle Connor	10	4	4	8	1	0	2	0	
Brady Tkachuk	10	4	0	4	-6	13	1	0		Andrew Copp	10	2	5	7	-1	6	0	0	
Thomas Chabot	9	0	4	4	-8	2	0	0		Josh Morrissey	10	1	5	6	9	6	0	0	
Mike Reilly	6	0	4	4	-1	2	0	0		Paul Stastny	10	2	3	5	4	8	1	0	
Tim Stützle	7	3	0	3	-2	4	1	0		Neal Pionk	9	1	4	5	-2	2	0	0	
Chris Tierney	10	2	1	3	-6	6	0	0		Adam Lowry	10	3	1	4	2	0	0	0	
Nikita Zaitsev	9	1	2	3	-2	6	0	0		Pierre-Luc Dubois	6	2	2	4	-1	6	1	0	
Ryan Dzingel	5	1	1	2	1	0	0	0		Derek Forbort	10	0	4	4	-6	4	0	0	
Drake Batherson	10	0	2	2	-7	2	0	0		Mason Appleton	10	1	2	3	2	2	0	0	
Austin Watson	5	0	2	2	-2	4	0	0		Trevor Lewis	10	1	2	3	3	0	0	1	
Artem Anisimov	4	0	2	2	0	2	0	0		Mathieu Perreault	10	2	0	2	1	2	1	0	
Shane Pinto	2	0	2	2	3	0	0	0		Dylan DeMelo	8	0	2	2	3	4	0	0	
Alex Galchenyuk	3	1	0	1	-2	6	1	0		Logan Stanley	9	0	1	1	4	13	0	0	
Colin White	7	0	1	1	1	2	0	0		Nate Thompson	7	0	1	1	-1	0	0	0	
Artem Zub	6	0	1	1	2	4	0	0		Nathan Beaulieu	5	0	1	1	2	12	0	0	
Erik Gudbranson	5	0	1	1	-2	8	0	0		Kristian Vesalainen	3	0	1	1	1	0	0	0	
Derek Stepan	5	0	1	1	-3	2	0	0		Tucker Poolman	7	0	0	0	1	0	0	0	
Erik Brannstrom	4	0	1	1	3	2	0	0		Jansen Harkins	6	0	0	0	-1	4	0	0	
Victor Mete	4	0	1	1	0	2	0	0		Ville Heinola	2	0	0	0	1	0	0	0	
Christian Wolanin	3	0	1	1	-1	0	0	0		Jordie Benn	1	0	0	0	-1	0	0	0	
Josh Brown	8	0	0	0	-2	13	0	0		Sami Niku	1	0	0	0	-1	4	0	0	
Alex Formenton	4	0	0	0	1	0	0	0		Power Play: 7-37 18.9% / Penalty Killing: 23-29 79.3%									
Braydon Coburn	3	0	0	0	-1	2	0	0											
Cedric Paquette	3	0	0	0	-4	0	0	0											
Michael Amadio	2	0	0	0	0	2	0	0											
Jacob Bernard-Docker	2	0	0	0	2	0	0	0											
Vitaly Abramov	1	0	0	0	0	0	0	0											
Olle Alsing	1	0	0	0	1	0	0	0											
Clark Bishop	1	0	0	0	1	0	0	0											
Micheal Haley	1	0	0	0	0	5	0	0											

Power Play: 6-29 20.7% / Penalty Killing: 30-37 81.1%

Goaltending

SENATORS										JETS									
Goalie	GP	Min	WLOT	GA	SA	SV	GAA	SV%		Goalie	GP	Min	WLOT	GA	SA	SV	GAA	SV%	
Filip Gustavsson	2	120	2-0-0	3	58	55	1.50	.948		Connor Hellebuyck	7	417	4-3-0	17	190	173	2.45	.911	
Anton Forsberg	2	118	1-1-0	6	72	66	3.04	.917		Laurent Brossoit	3	180	2-1-0	7	88	81	2.33	.920	
Marcus Hogberg	4	159	1-1-0	8	82	74	3.01	.902											
Matt Murray	4	201	0-3-1	14	104	90	4.17	.865											

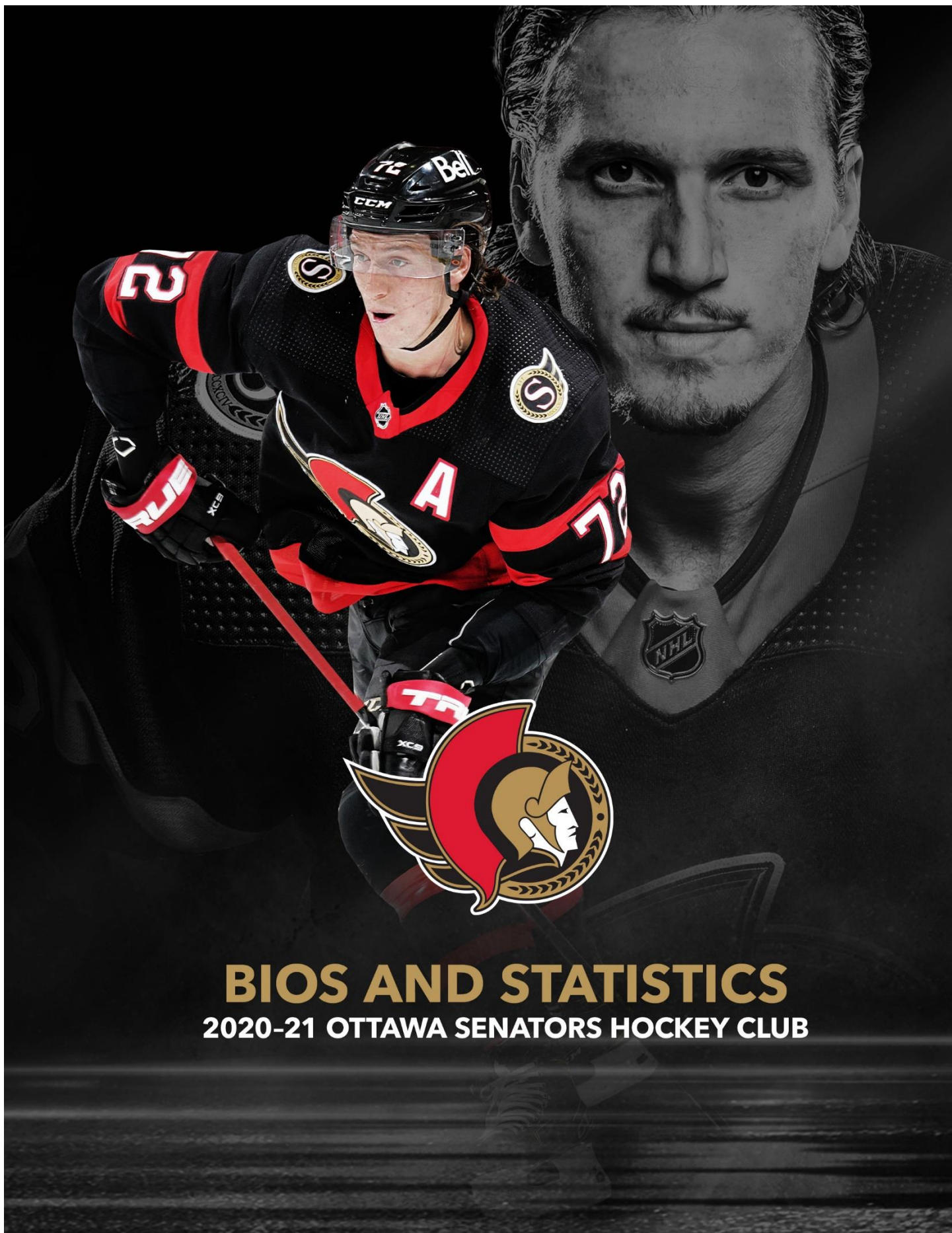
Goals by Period

SENATORS						JETS					
	1st	2nd	3rd	OT	Total		1st	2nd	3rd	OT	Total
Goals	8	6	11	0	25	Goals	7	13	11	1	32

Shots by Period


SENATORS						JETS					
	1st	2nd	3rd	OT	Total		1st	2nd	3rd	OT	Total
Shots	99	85	94	1	279	Shots	87	126	103	1	317

* - Overtime ** - Shootout



BIOS AND STATISTICS

2020-21 OTTAWA SENATORS HOCKEY CLUB

	D.J. SMITH – Head coach	
	Birthdate: May 13, 1977	Birthplace: Windsor, Ont.
	2nd NHL season 2nd with Ottawa	Hired: Was named the 14th head coach in Senators franchise history on 5/23/19.

NHL EXPERIENCE		REGULAR SEASON					PLAYOFFS			PLAYOFF NOTES
Season	Team	G	W	L	T	OT	G	W	L	
2019-20	Ottawa	71	25	34	-	12	-	-	-	Did not qualify for NHL post-season play
2020-21	Ottawa	56	23	28	-	5	-	-	-	Did not qualify for NHL post-season play
	NHL totals	127	48	62	-	17	-	-	-	

2020-21 NOTES:

- Completed his second full season as the 14th head coach (and the 13th different individual to occupy the post) in Senators franchise history
 - o Has completed two seasons as Senators head coach but has yet to participate in a full 82 game season as the team's bench boss
- Became the eighth head coach in franchise history to coach in a 100th game on March 10 at Edmonton (7-1 loss)
 - o By way of reaching the 100-game milestone, he became the 247th head coach all-time to reach the mark and the third current head coach from Windsor, Ont. to do so joining Joel Quenneville (Florida) and Bob Boughner (San Jose)
- Surpassed both John Paddock (36) and Rick Bowness (39) during the season to conclude the campaign with 48 career victories for the Senators
 - o Moved into sole possession of seventh all-time in head coaching victories for the club on April 17 at Montreal (4-0 win)
- Will move into a tie for sixth in head coaching victories with Ottawa with his 22nd victory of the 2021-22 season (Dave Cameron – 70)

	1 MARCUS HOGBERG – Goaltender			
	Height: 6-5	Weight: 222 lbs.	Birthdate: Nov. 25, 1994	Birthplace: Orebro, Sweden
	2nd NHL season 2nd with Ottawa	Acquired: Ottawa's third-round pick, 78th overall, in the 2013 NHL Draft.		

2020-21	GP	W	L	T	OT	GA	SA	SV	Sv%	GAA	SO	MINS
Belleville (AHL)	2	2	0	-	0	3	60	57	.950	1.51	0	119
Season	14	4	7	-	0	40	322	282	.876	3.74	0	642
NHL Career	42	9	17	-	9	124	1,171	1,047	.894	3.39	0	2,193


2020-21 NOTES:

Senators notables:

- Appeared in 14 games for Ottawa earning a 4-7-0 record while also making two starts for Belleville (AHL) where he went 2-0-0
- Allowed one goal against in two of his four wins while also earning the second overtime victory of his career on Feb. 15 at Toronto (6-5 OT win)
- Turned aside 25 of 26 shots to earn the win (2-1) on April 26 vs Vancouver to help hand Braden Holtby his first regulation time loss to Ottawa since 1/21/14 (2-0 loss at Washington)

Season game highs:

- **Shots:** 38, Feb. 15 at Toronto (6-5 OT win); **Saves:** 33, Feb. 15 at Toronto (6-5 OT win)

	30 MATT MURRAY – Goaltender			
	Height: 6-4	Weight: 178 lbs.	Birthdate: May 25, 1994	Birthplace: Thunder Bay, Ont.
	6th NHL season 1st with Ottawa	Acquired: Traded from Pittsburgh in exchange for forward prospect Jonathan Gruden and a second-round draft pick (Joel Blomqvist) in the 2020 NHL Draft on Oct. 7, 2020.		

2020-21	GP	W	L	T	OT	GA	SA	SV	Sv%	GAA	SO	MINS
Season	27	10	13	-	1	79	738	659	.893	3.38	2	1,404
NHL Career	226	127	66	-	20	584	6,615	6,031	.912	2.74	13	12,770

2020-21 NOTES:

Milestones:


- Played in the 200th game of his NHL career on Jan. 15 vs Toronto (5-3 win)

Senators notables:

- Led Senators goaltenders in games played (27), wins (10) and shutouts (two)
- Earned his first win in an Ottawa uniform while skating in the 200th game of his career in the Senators' season opening 5-3 victory vs Toronto on Jan. 15
- Registered his first assist with Ottawa (and the fifth of his career) on Evgenii Dadonov's third goal of the season on Feb. 9 vs Edmonton (3-2 loss)
 - o The game marked the first victory for Edmonton in which Connor McDavid and Leon Draisaitl did not record a point since 11/28/17 vs Arizona (3-2 OT win) and ended Draisaitl's run as the third player in league history (Jagr, Gretzky) to factor in on each of his team's first seven game-winning goals in a season
- Stopped each of Montreal's two shootout attempts on Feb. 23 (5-4 SO win) to help Ottawa to their first shootout victory since 2/29/20 vs Detroit
 - o Turned aside five of six shootout attempts against this season to help the Senators to both of their shootout wins
- Stopped each of Montreal's 23 shots on April 17 (4-0 win) to earn his first shutout in an Ottawa uniform and the 12th of his career
 - o The shutout was the club's first of the season and was their first blanking since 3/26/19 vs Buffalo following a 2019-20 season in which the team failed to record a shutout for the third time in club history
- Registered his second shutout of the season, and third consecutive victory, when he turned aside each of the Canucks' 31 shots on April 22 at Vancouver (3-0 win)
 - o The shutout marked the 13th of his NHL career, tied for 30th among all active goaltenders

Season game highs:

- **Shots:** 40, Jan. 16 vs Toronto (3-2 loss); **Saves:** 37, Jan. 16 vs Toronto (3-2 loss)

	2 ARTEM ZUB – Defenceman			
	Height: 6-2	Weight: 203 lbs.	Birthdate: Oct. 3, 1995	Birthplace: Khabarovsk, Russia
	1st NHL season 1st with Ottawa	Acquired: Signed to a one-year, entry-level contract on 5/1/20.		

2020-21	GP	G	A	P	+/-	PIM	PPG	SHG	GW	S	S %	TOI/G
Season	47	3	11	14	4	26	0	0	1	39	7.7%	18:23
NHL Career	47	3	11	14	4	26	0	0	1	39	7.7%	18:23

2020-21 NOTES:

Milestones:


- Made his NHL debut and earned his first point (an assist) on Jan. 31 at Edmonton (8-5 loss)
- Scored the first goal of his NHL career on Feb. 15 at Toronto (6-5 OT win)

Senators notables:

- Earned 14 points (three goals, 11 assists) to sit third among Senators' defencemen in scoring while skating in his first full NHL campaign following seven seasons in the KHL
- Ranked third on the club among all Senators who concluded the season on the team in average time-on-ice per-game (18:23)
- Among all rookie defenders in the league he ranked in a tie for second in assists (11), second in points (14), tied for sixth in plus/minus rating (+6) and tied for first in game-winning goals (one)
- Skated in 47 of the club's final 48 games upon making his NHL debut on Jan. 31 at Edmonton (8-5 loss), including 41 consecutive games from Feb. 13 at Winnipeg (2-1 win) to the end of the season
- Earned the first multi-point and multi-assist game of his NHL career, while also establishing a new single-game high in plus/minus rating (+4) on May 5 vs Montreal (5-1 win)
- Was named to Team Russia's 2021 IIHF World Championship roster ahead of the May 21 – June 6 tournament in Latvia on May 15

Season game highs:

- **Goals:** 1 (3x), **Assists:** 2, May 5 vs Montreal (5-1 win), **Points:** 2, May 5 vs Montreal (5-1 win), **PIM:** 4, April 7 vs Edmonton (4-2 loss), **TOI:** 26:08, May 8 at Winnipeg (4-2 win), **Shots:** 3 (2x), **Hits:** 6, March 10 at Edmonton (7-1 loss), **Plus/minus:** +4, May 5 vs Montreal (5-1 win), **Blocked shots:** 4 (2x)

	3 JOSH BROWN – Defenceman			
	Height: 6-5	Weight: 221 lbs.	Birthdate: Jan. 21, 1994	Birthplace: London, Ont.
	3rd NHL season 1st with Ottawa	Acquired: Traded from Florida in exchange for a fourth-round draft pick (Michael Benning) in the 2020 NHL Draft on Oct. 2, 2020.		

2020-21	GP	G	A	P	+/-	PIM	PPG	SHG	GW	S	S %	TOI/G
Season	26	0	1	1	-1	30	0	0	0	8	0.0%	14:08
NHL Career	119	4	7	11	-3	97	0	0	1	84	4.8%	13:32

Milestones:


- Played in the 100th game of his NHL career on Jan. 28 at Vancouver (4-1 loss)

Senators notables:

- Established a new single season high in average time-on-ice per-game (14:08) while skating in 26 of the club's 56 regular-season games
- Ranked fourth among Senators' rearguards in hits (71) and led all team defencemen in hits per-game (11.58)
- Registered 40 blocked shots on the season to rank sixth on the club and ranked second in blocks per-game (6.52)
- Earned his lone point of the season on April 24 at Vancouver (4-2 loss) when he registered the primary assist on Colin White's ninth goal of the season to open the scoring for Ottawa
- Suffered a broken foot on May 3 vs Winnipeg (2-1 win) that required him to miss the final four games of the regular-season

Season game highs:

- **Goals:** 0, **Assists:** 1, April 24 at Vancouver (4-2 loss), **Points:** 1, April 24 at Vancouver (4-2 loss), **PIM:** 7, April 12 vs Winnipeg (4-2 win), **TOI:** 20:12, April 14 vs Winnipeg (3-2 loss), **Shots:** 3, April 14 vs Winnipeg (3-2 loss), **Hits:** 5 (5x), **Plus/minus:** +2, (2x), **Blocked shots:** 6, Jan. 21 vs Winnipeg (4-1 loss)

	7 BRADY TKACHUK – Left wing			
	Height: 6-4	Weight: 211 lbs.	Birthdate: Sept. 16, 1999	Birthplace: Scottsdale, Ariz.
	3rd NHL season 3rd with Ottawa	Acquired: Ottawa's first first-round pick, 4th overall, in the 2018 NHL Draft.		

2020-21	GP	G	A	P	+/-	PIM	PPG	SHG	GW	S	S %	TOI/G
Season	56	17	19	36	-17	69	5	0	3	220	7.7%	18:14
NHL Career	198	60	65	125	-41	250	11	0	9	693	8.7%	17:42

2020-21 NOTES:

Milestones:


- Registered the 100th point of his NHL career on Feb. 17 at Toronto (2-1 loss)

Senators notables:

- Was appointed to the role of alternate captain ahead of the season for the first time in his NHL career
- Led all Senators in points (17 goals, 19 assists) and penalty minutes (69)
- Ranked second in the league in both shots on goal (220) and hits (248) while also pacing the entire NHL in fights (seven)
- Became the fifth Senator in franchise history to record three points (one goal, two assists) in a season-opening game in Ottawa's 5-3 victory over Toronto on Jan. 15
- Helped Ottawa to their fifth win over their last seven games on Hockey Day in Canada when he scored the fifth latest game-winning goal in regulation time in franchise history (8.2 seconds remaining) on Feb. 13 at Winnipeg (2-1 win)
 - o The goal saw him move into a tie for the fifth most goals (47) by a Senators skater within their first three seasons
- Became the third-youngest skater in franchise history at the time of his 100th career point (21 years, 154 days) on Feb. 17 at Toronto (2-1 loss)
 - o Became the seventh-fastest skater in club history to reach the milestone and joined his brother Matthew and father Keith in reaching the milestones before their 22nd birthdays
- Earned the third overtime game-winning goal of his career on Feb. 21 vs Montreal (3-2 OT win) to move into a tie for fourth in career game-winning goals for the Senators before the age of 22 (eight)
 - o The game saw him break a tie with Jason Spezza to move into sole possession of 15th place among all-time Senators in consecutive games played with his 159th straight contest
- Recorded a goal at the 6:06 mark of the first period on March 14 vs Toronto (4-3 win) to help establish the record for second fastest two goals in club history after Ryan Dzingel followed his marker with a goal at the 6:13 mark of the first period
- Registered a power-play goal 42 seconds into the game on April 3 at Montreal (6-3 win) to move into a tie with Mika Zibanejad for the fifth most power-play goals (10) before the age of 22 before eclipsing him with his final power-play goal of the season on April 12 vs Winnipeg (4-2 win)
 - o A first period fight with Shea Weber saw him eclipse the 200-career penalty minute mark to become one of seven U.S. born players to record 55-plus goals and 200-plus penalty minutes within their first three seasons
- Became the second active Senator (Austin Watson) to record a "Gordie Howe hat-trick" when he registered a goal, an assist and a fight on April 28 vs Vancouver (6-3 win)

Season game highs:

- **Goals:** 2 (2x), **Assists:** 2 (3x), **Points:** 3, Jan. 15 vs Toronto (5-3 win), **PIM:** 9 (2x), **TOI:** 22:01, March 14 vs Toronto (4-3 win), **Shots:** 8 (2x), **Hits:** 12, Jan. 28 at Vancouver (4-1 loss), **Plus/minus:** +3, Jan. 15 vs Toronto (5-3 win)



9 JOSH NORRIS – Centre

Height: 6-1

Weight: 201 lbs.

Birthdate: May 5, 1999

Birthplace: Oxford, Mich.

2nd NHL season
2nd with Ottawa

Acquired: Traded from San Jose along with Rudolfs Balcers, Dylan DeMelo, Chris Tierney, a first-round draft pick in 2020 (Tim Stützle), a second-round draft pick in 2019 (later traded to Carolina, Jamieson Rees) and two conditional draft picks in exchange for defenceman Erik Karlsson and Francis Perron on 9/13/18.

2020-21	GP	G	A	P	+/-	PIM	PPG	SHG	GW	S	S %	TOI/G
Season	56	17	18	35	-12	13	6	0	2	96	17.7%	16:28
NHL Career	59	17	18	35	-10	13	6	0	2	105	16.2%	16:33

2020-21 NOTES:

Milestones:


- Recorded the first point (an assist) of his NHL career and registered his first multi-point game on Jan. 15 vs Toronto (5-3 win)
- Scored the first goal of his NHL career on Jan. 19 vs Winnipeg (4-3 OT loss)

Senators notables:

- Led all Senators rookies in goals (17), assists (17) and points (35) and ranked in a tie for second in goals and third in points among all first-year skaters
- Led Ottawa in power-play goals (six) and led all league rookies in power-play points (14)
- Paced both the Senators and all first-year players in face-offs taken (724) while also leading Ottawa in face-off winning percentage (52.4%)
- Helped Ottawa to a 5-4 SO win vs Montreal on Feb. 23 by scoring in the first shootout attempt of his NHL career
 - o The game marked Ottawa's first shootout victory since 2/29/20 vs Detroit and the first time they scored multiple goals in a shootout since 10/17/19 at Vegas
- Earned a season-high six game point streak from April 10 to April 22 which saw him record three goals and six assists during the stretch
 - o With 14 points (nine goals, eight assists) in 14 games during the month of April, he led all Ottawa skaters and tied for fifth league-wide in power-play points (eight)
- Scored the first overtime game-winning goal of his NHL career on May 12 vs Toronto (4-3 OT win) to conclude the season with 17 goals in 56 games which saw him end the season with 0.29 goals-per-game, tied for the fifth best mark among rookies in franchise history (minimum 21 games played)

Season game highs:

- **Goals:** 1 (17x), **Assists:** 2 (3x), **Points:** 2 (5x), **PIM:** 5, May 1 at Montreal (3-2 OT loss) **TOI:** 20:10, March 25 vs Toronto (3-2 OT loss), **Shots:** 7, Jan. 27 at Vancouver (5-1 loss), **Hits:** 4 (3x), **Plus/minus:** +2 (4x), **Face-offs:** 9/11 (81.8%), Feb. 15 at Toronto (6-5 OT win)

	10 RYAN DZINGEL – Left wing			
	Height: 6-0	Weight: 190 lbs.	Birthdate: March 9, 1992	Birthplace: Wheaton, Ill.
	6th NHL season 5th with Ottawa	Acquired: Traded from Carolina in exchange for Alex Galchenyuk and Cedric Paquette on Feb. 13, 2021.		

2020-21	GP	G	A	P	+/-	PIM	PPG	SHG	GW	S	S %	TOI/G
Carolina (NHL)	11	2	2	4	-2	2	2	0	0	9	22.2%	13:12
Season	29	6	3	9	-3	19	0	0	0	39	15.4%	12:31
NHL Career	372	82	98	180	-17	156	16	1	9	587	14.0%	14:50


2020-21 NOTES:

Senators notables:

- Began the season with Carolina where he recorded four points (two goals, two assists) in 11 games before registering nine points (six goals, three assists) in 29 games with Ottawa following his acquisition from the Hurricanes on Feb. 13
- Registered a goal in his first game with the club following a trade from Carolina on March 4 at Calgary (7-3 loss). The marker was his first for the team since 2/16/19 at Winnipeg and continued a streak of three consecutive games in which he earned a point in a Senators uniform after earning at least one in his final two games with the club prior to be trading to Columbus on 2/23/19
 - o He would extend the mark to four consecutive games with an assist on March 7 at Calgary (4-3 SO win)
 - o The goal marked his 63rd with the Senators moving him into 27th all-time in franchise history. He would conclude the season with 68 career goals in an Ottawa uniform to sit 25th all-time.
- Recorded a goal at the 6:13 mark of the first period on March 14 vs Toronto (4-3 win) to help establish the record for second fastest two goals in club history after Brady Tkachuk had previously scored at the 6:06 mark of the first period to open the night's scoring
- Earned his lone multi-point (one goal, one assist) game of the season while skating in a Senators season-high 17:21 time-on-ice on April 5 at Winnipeg (4-3 loss)

Season game highs:

- **Goals:** 1 (8x), **Assists:** 2, Feb. 7 at Columbus (with Carolina), **Points:** 2 (2x), **PIM:** 7, April 26 vs Vancouver (2-1 win) **TOI:** 18:43, Feb. 8 at Columbus (with Carolina), **Shots:** 5, March 14 vs Toronto (4-3 win), **Hits:** 4 (2x), **Plus/minus:** +2, Feb. 7 at Columbus (with Carolina)

	13 NICK PAUL – Left wing			
	Height: 6-3	Weight: 225 lbs.	Birthdate: Mar. 20, 1995	Birthplace: Mississauga, Ont.
	6th NHL season 6th with Ottawa		Acquired: Traded from Dallas along with Alex Chiasson and Alex Guptill in exchange for Jason Spezza and Ludwig Karlsson on 7/1/14.	

2020-21	GP	G	A	P	+/-	PIM	PPG	SHG	GW	S	S %	TOI/G
Season	56	5	15	20	5	19	0	1	0	105	4.8%	16:05
NHL Career	168	18	30	48	-14	53	0	1	2	281	6.4%	13:32

2020-21 NOTES:

Milestones:


- Scored the first shorthanded goal of his NHL career on Feb. 15 at Toronto (6-5 OT win)

Senators notables:

- Spent the entire year in the NHL for the first time in his career while establishing a new career high in assists (15) and equaling his career high in points (20) skating in each of the club's 56 games this season
- Tied for first among all NHL skaters with three shorthanded assists (the first three of his career) and tied for third in the league in shorthanded points (four)
 - o Earned each of his three assists on Connor Brown shorthanded goals
- Led all Senators who appeared in at least 21 games with a career-high +5 plus/minus rating
- Was appointed to the role of alternate captain for the first time in his career upon the trade of defenceman Erik Gudbranson on April 12
- Recognized as the team's nominee for the 2020-21 Bill Masterton trophy on May 10
 - o He is looking to become the second consecutive Senator to earn the award after Bobby Ryan was bestowed the honour for 2019-20
- Was named to Team Canada's 2021 IIHF World Championship roster ahead of the May 21 – June 6 tournament in Latvia on May 14

Season game highs:

- **Goals:** 1 (5x), **Assists:** 1 (15x), **Points:** 2 (3x), **PIM:** 7, April 28 vs Vancouver (6-3 win), **TOI:** 20:42, Feb. 23 vs Montreal (5-4 SO win), **Shots:** 5 (2x), **Hits:** 4 (4x), **Plus/minus:** +2 (5x)

	16 AUSTIN WATSON – Left wing			
	Height: 6-4	Weight: 198 lbs.	Birthdate: Jan. 13, 1992	Birthplace: Ann Arbor, Mich.
	7th NHL season 1st with Ottawa	Acquired: Traded from Nashville in exchange for a fourth-round pick (previously acquired from Colorado) in the 2021 NHL Draft on Oct. 10, 2020.		

2020-21	GP	G	A	P	+/-	PIM	PPG	SHG	GW	S	S %	TOI/G
Season	34	3	7	10	-7	40	0	0	0	41	7.3%	12:00
NHL Career	340	39	48	87	5	398	1	4	5	400	9.8%	12:04


2020-21 NOTES:

Season notables:

- Ranked third on the club in penalty minutes (40) and registered 10 points (three goals, seven assists) while skating in his first season for Ottawa
- Totaled 100 hits on the season to rank fourth on the club while his 49 blocked shots paced all Ottawa forwards despite appearing in just 34 of the Senators' 56 games
 - o His 14.70 hits-per-60 established a new career high and led all Senators who appeared in at least 10 games for the team
- Ranked third among Senators' forwards who concluded the season on the club with the second highest average shorthanded time-on-ice of his career (2:07)
- Missed 22 games due to a broken left thumb suffered on March 22 vs Calgary (2-1 win) which ended his season

Season game highs:

- **Goals:** 1 (3x), **Assists:** 1 (7x), **Points:** 1 (10x), **PIM:** 10, Jan. 25 at Vancouver (7-1 loss), **TOI:** 18:31, March 12 at Edmonton (6-2 loss), **Shots:** 4, Feb. 18 at Toronto (7-3 loss), **Hits:** 7, March 22 vs Calgary (2-1 win), **Plus/minus:** +2, March 1 vs Calgary (5-1 win)

	18 TIM STÜTZLE – Left wing			
	Height: 6-1	Weight: 187 lbs.	Birthdate: Jan. 15, 2002	Birthplace: Viersen, Germany
	1st NHL season 1st with Ottawa	Acquired: Ottawa's first first-round pick, 3rd overall, in the 2020 NHL Draft.		

2020-21	GP	G	A	P	+/-	PIM	PPG	SHG	GW	S	S %	TOI/G
Season	53	12	17	29	-18	14	4	0	2	111	10.8%	15:44
NHL Career	53	12	17	29	-18	14	4	0	2	111	10.8%	15:44

2020-21 NOTES:

Milestones:


- Scored the first goal of his NHL career (which was also his first point) on Jan. 16 vs Toronto (3-2 loss)
- Recorded the first assist of his NHL career and registered his first multi-point game on Feb. 4 at Montreal (3-2 win)
- Recorded the first hat-trick of his NHL career on May 8 at Winnipeg (4-2 win)

Senators notables:

- Ranked sixth on the Senators in scoring (12 goals, 17 assists) as one of three members of the 2020 NHL Draft class to appear in at least 20 games this season
 - o Sat fifth among all rookie skaters in points earning 20 of his 29 points (11 goals, nine assists) on the road with his lone goal at Canadian Tire Centre coming in the club's second game of the year on Jan. 16 vs Toronto (3-2 loss) becoming the 261st player in Senators history to score a regular-season goal
- Became the fourth teenager in NHL history to skate in his first game on his birthday when he became the 143rd player in Senators history to debut for the Senators and the 15th to do so against Toronto on Jan. 15 (5-3 win)
- Became the third-youngest Senator at the time of his first career goal (19 years, one day) behind Alexandre Daigle (18 years, 244 days) and Pavol Demitra (18 years, 314 days) when he scored at 11:44 of the third period on Jan. 16 vs Toronto (3-2 loss)
- Earned goals on Jan. 31 at Edmonton (8-5 loss) and Feb. 2 at Edmonton (4-2 loss) to become the fourth teenager in club history (Tkachuk, Zibanejad, Havlat) over the last 20 years to score a goal in consecutive games
 - o Added a goal on Feb. 4 at Montreal (3-2 win) to become the third teenager (Daigle, Yashin) in franchise history to record a three-game goal streak. The goal was part of a one goal, two assist outing which saw him become the first teenager with a three-point game at Montreal since 1997 and to become the second youngest (Daigle) Senator all-time to record a three-plus point regular-season game
- Scored the game deciding goal in the shootout during the first attempt of his career on Feb. 23 vs Montreal (5-4 SO win)
 - o The game marked Ottawa's first shootout victory since 2/29/20 vs Detroit and the first time they scored multiple goals in a shootout since 10/17/19 at Vegas
- Named the NHL's Rookie of the Month for February becoming the first Ottawa player to earn the honour since Ray Emery in March of 2006
- Scored the first game-winning goal of his NHL career on April 22 at Vancouver (3-0 win) becoming the fourth youngest player (19 years, 97 days) in team history to register a game-winning tally
- Became the youngest Senator in franchise history (19 years, 113 days) to earn a hat-trick when he earned the first of his NHL career on May 8 at Winnipeg (4-2 win), while also becoming the seventh teenager in Senators history to earn a multi-goal game
 - o Joined Daigle, Tkachuk and Martin Havlat as the only players in club history to record ten-plus goals as a teenager when he earned his first marker of the game

Season game highs:

- **Goals:** 3 (1x), **Assists:** 2 (2x), **Points:** 3 (2x), **PIM:** 2 (7x), **TOI:** 19:41, Feb. 15 at Toronto (6-5 OT win), **Shots:** 6 (2x), **Hits:** 3 (3x), **Plus/minus:** +3, May 8 at Winnipeg (4-2 win)

	19 DRAKE BATHERSON – Right wing			
	Height: 6-1	Weight: 204 lbs.	Birthdate: April 27, 1998	Birthplace: Fort Wayne, Ind.
	3rd NHL season 3rd with Ottawa	Acquired: Ottawa's fourth-round pick, 121st overall, in the 2017 NHL Draft.		

2020-21	GP	G	A	P	+/-	PIM	PPG	SHG	GW	S	S %	TOI/G
Season	56	17	17	34	-17	8	5	0	3	111	15.3%	16:28
NHL Career	99	23	30	53	-31	27	8	0	5	161	14.3%	15:39

2020-21 NOTES:

Milestones:


- Registered the first multi-goal game of his NHL career on March 1 vs Calgary (5-1 win)
- Registered the first three-point game of his NHL career on April 17 at Montreal (4-0 win)

Senators notables:

- Established new career highs in goals (17), assists (17), points (34) and games played (56)
- Led all Senators in power-play points (15) and ranked in a tie for second in power-play goals (five)
- Became the first Senator since Jean-Gabriel Pageau to score in four consecutive games while also becoming the sixth different Senator under the age of 22 to accomplish the feat when he opened the night's scoring on Feb. 25 vs Calgary (6-1 win)
 - o The goal marked the ninth consecutive by a player under the age of 22 which began when he earned the club's third goal of the game at 11:11 of the third period on Feb. 18 at Toronto (7-3 loss)
- Equaled a franchise record by way of scoring in a sixth consecutive game on March 1 vs Calgary (5-1 win) in what was the first multi-goal game of his NHL career
 - o Became the fifth skater in club history to equal the mark and became one of just seven other skaters in league history to reach the mark under the age of 22
- Earned the first game-deciding goal of his career to help Ottawa earn their second shootout victory of the season on March 7 at Calgary (4-3 SO win)
- Registered two goals 53 seconds apart on March 14 vs Toronto (4-3 win) to establish the record for the fastest two goals by one skater against the Maple Leafs in franchise history
 - o The goals also saw him become the fourth-youngest Senator (22 years, 351 days) to earn a multi-goal game against Toronto

Season game highs:

- **Goals:** 2 (3x), **Assists:** 2, Jan. 15 vs Toronto (5-3 win), **Points:** 3, April 17 at Montreal (4-0 win), **PIM:** 4, Jan. 31 at Edmonton (8-5 loss), **TOI:** 21:00, March 15 vs Vancouver (3-2 OT loss), **Shots:** 7, Jan. 19 vs Winnipeg (4-3 OT loss), **Hits:** 5, May 12 vs Toronto (4-3 OT win), **Plus/minus:** +2 (5x)

	22 NIKITA ZAITSEV – Defenceman			
	Height: 6-2	Weight: 199 lbs.	Birthdate: Oct. 29, 1991	Birthplace: Moscow, Russia
	5th NHL season 2nd with Ottawa	Acquired: Traded from Toronto along with Connor Brown and Michael Carcone in exchange for Cody Ceci, Ben Harpur, Aaron Luchuk and a third-round pick (Toni Niemela) in 2020 on 7/1/19.		

2020-21	GP	G	A	P	+/-	PIM	PPG	SHG	GW	S	S %	TOI/G
Season	55	4	13	17	-13	26	0	0	1	70	5.7%	22:44
NHL Career	336	17	75	92	-33	135	1	0	2	365	4.7%	21:49

2020-21 NOTES:

Milestones:


- Played in the 300th game of his NHL career on Feb. 18 at Toronto (7-3 loss)

Senators notables:

- Led Senators defencemen in shorthanded time-on-ice (158:32) and ranked second in average time-on-ice per-game (22:44), which established a new career high
- Ranked second among Senators defencemen in points (four goals, 13 assists) which marked his highest total since the 2016-17 campaign
- Recorded 110 blocked shots to pace all Senators and rank sixth among all league skaters
- Sat 17th in the league in shifts taken (1,506) to lead all Ottawa skaters
- Opened and closed the season with his lone multi-point games of the campaign when he earned two assists on Jan. 15 vs Toronto (5-3 win) and May 12 vs Toronto (4-3 OT win)
- Scored his first game-winning goal in an Ottawa uniform on May 3 vs Winnipeg (2-1 win)
 - o The goal marked his first with the Senators on a goaltender after his three previous tallies for the club came on an empty net and was the first of two goals he earned in his final five games of the season

Season game highs:

- **Goals:** 1 (4x), **Assists:** 2, Jan. 15 vs Toronto (5-3 win), **Points:** 2 (2x), **PIM:** 4 (2x), **TOI:** 28:17, April 12 vs Winnipeg (4-2 win), **Shots:** 4 (2x), **Hits:** 6 (3x), **Plus/minus:** +3, Jan. 15 vs Toronto (5-3 win), **Blocked Shots:** 6, March 24 vs Calgary (3-1 win)

	26 ERIK BRANNSTROM – Defenceman			
	Height: 5-9	Weight: 181 lbs.	Birthdate: Feb. 9, 1999	Birthplace: Almesakra, Sweden
	3rd NHL season 3rd with Ottawa	Acquired: Traded from Vegas along with Oscar Lindberg and a second-round draft pick (previously acquired from Dallas, Egor Sokolov) in 2020 in exchange for Mark Stone on 2/25/19.		

2020-21	GP	G	A	P	+/-	PIM	PPG	SHG	GW	S	S %	TOI/G
SC Langnau (NLA)	10	2	6	8	5	6	2	0	1	-	-	-
Belleville (AHL)	4	0	5	5	-1	6	0	0	0	4	0.0%	-
Season	30	2	11	13	3	25	1	0	0	42	4.8%	16:21
NHL Career	63	2	15	17	-6	41	1	0	0	80	2.5%	15:40

2020-21 NOTES:

Milestones:


- Scored the first goal of his NHL career on Feb. 23 at Montreal (5-4 SO loss)
- Registered the first multi-point game of his NHL career on May 5 vs Montreal (5-1 win)

Senators notables:

- Began the season skating for SC Langnau in the Swiss National League where he registered eight points (two goals, six assists)
 - o Ranked fifth in defencemen scoring for the club despite appearing in only 10 games
- Earned five assists in four games for Belleville (AHL) to sit tied for fourth among B-Sens rearguards in assists
- Spent the majority of the season in the NHL for the first time where he ranked fourth in defencemen scoring (two goals, 11 assists) with Ottawa
- Was the lone Senators defenceman to record a three-assist game this season when he earned the first multi-point game of his NHL career on May 5 vs Montreal (5-1 win)
 - o The game saw him become the fourth youngest (21 years, 245 days) defenceman in club history at the time of their first three-plus assist game

Season game highs:

- **Goals:** 1 (2x), **Assists:** 3, May 5 vs Montreal (5-1 win), **Points:** 3, May 5 vs Montreal (5-1 win), **PIM:** 7, April 24 at Vancouver (4-2 loss), **TOI:** 24:49, May 8 at Winnipeg (4-2 win), **Shots:** 5, Feb. 23 vs Montreal (5-4 SO win), **Hits:** 4, Feb. 17 at Toronto (2-1 loss), **Plus/minus:** +3 (3x), **Blocked shots:** 3, March 2 at Montreal (3-1 loss)

	28 CONNOR BROWN – Right wing			
	Height: 6-0	Weight: 185 lbs.	Birthdate: Jan. 14, 1994	Birthplace: Toronto
	6th NHL season 2nd with Ottawa	Acquired: Traded from Toronto along with Nikita Zaitsev and Michael Carcone in exchange for Cody Ceci, Ben Harpur, Aaron Luchuk and a third-round pick (Topi Niemela) in the 2020 NHL Draft on 7/1/19.		

2020-21	GP	G	A	P	+/-	PIM	PPG	SHG	GW	S	S %	TOI/G
Season	56	21	14	35	1	12	1	5	1	123	17.1%	18:15
NHL Career	380	80	97	177	7	80	8	7	8	650	12.3%	16:26


2020-21 NOTES:

Senators notables:

- Paced all Ottawa skaters in goals (21) to establish a new career high while skating in all 56 regular-season games
 - o Has yet to miss a regular-season game in his NHL career where he sits fifth among active players in consecutive games played (373)
- Led all Senators forwards in average shorthanded time-on-ice per-game with a career high 2:55 which also saw him rank third league-wide among forwards and first among all wingers
- Registered a goal on April 7 vs Edmonton (4-2 loss) to become the 16th skater in club history to score a goal in five consecutive games
- Matched the franchise record for longest goal streak in club history when he scored in a sixth consecutive game on April 8 vs Edmonton (3-1 loss), equaling the mark achieved five other times in team history including earlier in the season by teammate Drake Batherson
 - o He earlier combined with Batherson to become the third set of teammates in team history to each record a streak of at least five consecutive games with a goal in the same season
 - o The victory by Edmonton saw the Oilers sweep the nine-game season series from Ottawa to become the second team since the 1944-45 season to sweep a season series of at least nine games
- Established the team record for goals in consecutive games when he pulled the Senators even with 1:22 remaining in the first period on April 12 vs Winnipeg (4-2 win)
 - o Became the first skater since Mike Green in the 2008-09 season to record a goal in at least eight consecutive games
 - o Joined Jason Spezza in becoming the only Senators to earn a goal in eight consecutive appearances after Spezza did so from 12/12/09 to 2/4/10, missing 20 games in between due to injury
- Extended his point streak to a career-high nine games with an assist on April 14 vs Winnipeg (3-2 loss)
- Registered a shorthanded goal on April 19 at Calgary (4-2 win) to become the sixth Senator in franchise history to earn two shorthanded goals on the road in one month
- Established a new franchise record for goals during the month of April (10) when he scored at 18:30 of the third period on April 22 (3-0 win at Vancouver)
- Earned his league-leading fifth shorthanded goal of the season on May 12 vs Toronto (4-3 OT win) to become the sixth player in franchise history to reach the mark
- From March 25 to May 12, he earned 20 points (15 goals, five assists) to rank in a tie for sixth league-wide in goals while also earning each of his five shorthanded tallies to pace all skaters in shorthanded goals and points
- Was named to Team Canada's 2021 IIHF World Championship roster ahead of the May 21 – June 6 tournament in Latvia where he was named as an alternate captain on May 20

Season game highs:

- **Goals:** 2, April 19 at Calgary (4-2 win), **Assists:** 2, May 8 at Winnipeg (4-2 win), **Points:** 3, May 8 at Winnipeg (4-2 win), **PIM:** 2 (6x), **TOI:** 21:57, May 12 vs Toronto (4-3 OT win), **Shots:** 6 (2x), **Hits:** 2 (3x), **Plus/minus:** +3 (2x)

	36 COLIN WHITE – Centre			
	Height: 6-1	Weight: 197 lbs.	Birthdate: Jan. 30, 1997	Birthplace: Boston
	5th NHL season 5th with Ottawa		Acquired: Ottawa’s second first-round pick, 21st overall, in the 2015 NHL Draft.	

2020-21	GP	G	A	P	+/-	PIM	PPG	SHG	GW	S	S %	TOI/G
Season	45	10	8	18	-6	16	2	0	0	69	14.5%	14:41
NHL Career	200	33	55	88	-41	87	8	0	3	300	11.0%	15:23

2020-21 NOTES:

Milestones:


- Skated in the 200th game of his career on May 9 at Calgary (6-1 loss)

Senators notables:

- Ranked seventh on the club in goals (10) and fourth in face-offs won (170)
- Established a new career-high in hits (58) to rank sixth among Ottawa forwards
- Earned his lone multi-goal game of the season on Feb. 25 vs Calgary to help the club earn six goals in a contest against the Flames for the first time in franchise history
 - o The game marked the second contest in franchise history in which neither team was assessed a penalty (4/6/19 vs Columbus)
- Recorded his fifth goal of the season against the Flames when he put the Senators up 3-1 on March 7 at Calgary (4-3 SO win)
 - o The goal marked his sixth through his last six games against Calgary going back to the 2019-20 season
- Scored his eighth goal of the season at the 17:50 mark of the third period on March 15 vs Vancouver (3-2 OT loss) with the goaltender pulled, marking the first occasion the club had scored in such a scenario at home since 1/2/19 vs Vancouver

Season game highs:

- **Goals:** 2, Feb. 25 vs Calgary (6-1 win), **Assists:** 1 (8x), **Points:** 2 (2x), **PIM:** 2 (8x), **TOI:** 18:37, Feb. 23 vs Montreal (5-4 SO win), **Shots:** 4 (3x), **Hits:** 4, Feb. 21 vs Montreal (3-2 OT win), **Plus/minus:** +2 (3x), **Face-offs:** 5/7 (71.4%), Feb. 27 vs Calgary (6-3 loss)

	63 EVGENII DADONOV – Right wing			
	Height: 5-11	Weight: 185 lbs.	Birthdate: March 12, 1989	Birthplace: Chelyabinsk, Russia
	7th NHL season 1st with Ottawa	Acquired: Signed to a three-year contract on Oct. 15, 2020.		

2020-21	GP	G	A	P	+/-	PIM	PPG	SHG	GW	S	S %	TOI/G
Season	55	13	7	20	-9	4	0	0	3	89	14.6%	15:35
NHL Career	335	104	118	222	-17	46	26	0	15	724	14.4%	16:51

2020-21 NOTES:

Milestones:


- Played in the 300th game of his NHL career on Feb. 21 vs Montreal (3-2 OT win)
- Scored the 100th goal of his NHL career on March 10 at Edmonton (7-1 loss)

Senators notables:

- Skated in 55 of Ottawa's 56 regular-season games and ranked fifth in goals (13) and tied for seventh in points (20)
- Became the fourth Senator to score the game-tying goal in the final 5:00 of regulation and the overtime winner in the same game on Feb. 15 at Toronto (6-5 OT win)
 - o The game saw Ottawa recover from a four-plus goal deficit for the first time in team history after Toronto was staked to a 5-1 lead at 19:01 of the second period. The game marked the first time since 1/15/04 vs the N.Y. Islanders (4-4 tie) that the team had climbed back to even tie a game when down by four-plus goals
- Was one of 12 NHL skaters to skate in at least 50 regular-season games and earn four penalty minutes or less after not recording his first penalty with the club until March 12 at Edmonton (6-2 loss), his 30th game with the team
- Tied for the club lead with three game-winning goals, including two in a six-game span on April 3 at Montreal (6-3 win) and April 12 vs Winnipeg (4-2 win)

Season game highs:

- **Goals:** 2 (2x), **Assists:** 1 (7x), **Points:** 2 (3x), **PIM:** 2 (2x), **TOI:** 20:00, March 15 vs Vancouver (3-2 OT loss), **Shots:** 6, Feb. 9 vs Edmonton (3-2 loss), **Hits:** 4 (2x), **Plus/minus:** +3, April 3 at Montreal (6-3 win), **Blocked shots:** 3, April 3 at Montreal (6-3 win)

	71 CHRIS TIERNEY – Centre		
	Height: 6-1	Weight: 204 lbs.	Birthdate: July 1, 1994
	Birthplace: Keswick, Ont.		
	Acquired: Traded from San Jose along with Rudolfs Balcers, Dylan DeMelo, Josh Norris, a first-round draft pick in 2020 (Tim Stützle), a second-round draft pick in 2019 (later traded to Carolina, Jamieson Rees) and two conditional draft picks in exchange for defenceman Erik Karlsson and Francis Perron on 9/13/18.		
7th NHL season 3rd with Ottawa			

2020-21	GP	G	A	P	+/-	PIM	PPG	SHG	GW	S	S %	TOI/G
Season	55	6	13	19	-12	8	0	0	3	53	11.3%	14:59
NHL Career	491	67	141	208	-53	94	7	8	13	623	10.8%	15:13

2020-21 NOTES:

Milestones:


- Registered the 200th point of his NHL career on March 14 vs Toronto (4-3 win)

Senators notables:

- Skated in 55 of the Senators' 56 games registering 19 points (six goals, 13 assists)
 - o 12 of his 19 points were earned on home ice where he sat tied for first in game-winning goals (three)
- Ranked second on the team in faceoffs taken (590) and faceoffs won (269)
- Averaged over two minutes of shorthanded time-on-ice per-game for the second consecutive season (2:01)
- Earned three goals in the team's first four games including registering Ottawa's first game-winning goal of the campaign on Jan. 15 vs Toronto (5-3 win)
 - o Recorded six of his 19 points on the season against the Maple Leafs, pacing all Senators in assists against Toronto (six)
- Scored two of his three game-winning goals on the season in consecutive games on March 22 vs Calgary (2-1 win) and March 24 vs Calgary (3-1 win)

Season game highs:

- **Goals:** 1 (6x), **Assists:** 1 (13x), **Points:** 1 (19x), **PIM:** 2 (4x), **TOI:** 21:21, March 7 at Calgary (4-3 SO win), **Shots:** 5, April 28 vs Vancouver (6-3 win), **Hits:** 2 (5x), **Plus/minus:** +2 (3x), **Face-offs:** 75% (2x)

	72 THOMAS CHABOT – Defenceman			
	Height: 6-2	Weight: 190 lbs.	Birthdate: Jan. 30, 1997	Birthplace: Sainte-Marie, Que.
	5th NHL season 5th with Ottawa	Acquired: Ottawa's first first-round pick, 18th overall, in the 2015 NHL Draft.		

2020-21	GP	G	A	P	+/-	PIM	PPG	SHG	GW	S	S %	TOI/G
Season	49	6	25	31	-15	36	1	0	1	120	5.0%	26:17
NHL Career	254	35	115	150	-59	124	2	1	3	586	6.0%	23:24

2020-21 NOTES:

Milestones:

- Registered the 100th assist of his NHL career on Feb. 27 vs Calgary (6-3 loss)

Senators notables:


- Paced all Senators in assists (25) and led all defencemen in points (31)
- Led all Senators in average time-on-ice per-game (26:17) for the third consecutive season, while ranking second in the league behind Los Angeles' Drew Doughty (26:23)
- With a goal on Feb. 4 at Montreal (3-2 win), he moved into fifth in scoring among defencemen in Senators history with the 125th point of his career
- Became the second-fastest defenceman in Senators history (225 games) to reach the 100-assist milestone on Feb. 27 vs Calgary (6-3 loss). He added an additional assist in the game to reach 101 and move past Jason York for fifth on the franchises all-time list among rearguards
 - o The game saw the Senators earn each of their goals on the power-play marking the most they earned in a game since 1/28/20 at Buffalo
- Registered an assist on both of Ottawa's goals on March 8 at Edmonton (3-2 loss) to become the sixth defenceman in Senators history to record 10-plus multi-point games on the road
 - o The first of his two helpers saw him earn the 47th road assist of his career to pass Andrej Meszaros for fourth most career road assists among defencemen while his second assist saw him pass Zdeno Chara for fourth most points (63) on the road among rearguards
- Skated in a season-high 34:50 on March 17 vs Vancouver (3-2 SO loss) to register the highest single-game time-on-ice total in the league this season
 - o It marked the second consecutive season he posted the highest time-on-ice mark in the league after he recorded the three highest time-on-ice totals during the 2019-20 season: 12/17/19 at Tampa Bay (37:50), 12/21/19 vs Philadelphia (33:49) and 12/19/19 vs Nashville (33:49).
 - o The 37:50 he skated on 12/17/19 represented the highest single game total since Dennis Wideman skated in 38:05 for Calgary at Vancouver on 1/18/14
- Recorded the primary assist on Chris Tierney's game-winning goal on March 24 vs Calgary (3-1 win) to become the fifth defenceman in team history to earn 100 career even strength points
- Moved into fourth all-time in defencemen scoring for the club when he earned the 146th and 147th points of his career in a two-assist performance on April 14 vs Winnipeg (3-2 loss)
 - o Concluded the season with 150 career points in 254 career games, one of just four defencemen in team history to reach the mark
- Recognized as the team's nominee for the 2020-21 King Clancy Memorial trophy on May 18

Season game highs:


- **Goals:** 1 (6x), **Assists:** 2 (7x), **Points:** 2 (9x), **PIM:** 6, March 7 at Calgary (4-3 SO win), **TOI:** 34:50, March 17 vs Vancouver (3-2 SO loss), **Shots:** 7, Feb. 9 vs Edmonton (3-2 loss), **Hits:** 6, Feb. 4 at Montreal (3-2 win), **Plus/minus:** +4, Jan. 15 vs Toronto (5-3 win), **Blocked Shots:** 5, March 24 vs Calgary (3-1 win)

	31 ANTON FORSBERG – Goaltender			
	Height: 6-2	Weight: 176 lbs.	Birthdate: Nov. 27, 1992	Birthplace: Harnosand, Sweden
	6th NHL season 1st with Ottawa	Acquired: Claimed off waivers from Winnipeg on March 17, 2021.		


2020-21	GP	W	L	T	OT	GA	SA	SV	Sv%	GAA	SO	MINS
Belleville (AHL)	1	1	0	-	0	1	34	33	.971	1.00	0	60
Season	8	3	4	-	1	24	264	240	.909	3.21	0	449
NHL Career	56	15	29	-	5	150	1,536	1,386	.902	3.22	0	2,800

	32 FILIP GUSTAVSSON – Goaltender			
	Height: 6-2	Weight: 184 lbs.	Birthdate: June 7, 1998	Birthplace: Skelleftea, Sweden
	1st NHL season 1st with Ottawa	Acquired: Traded from Pittsburgh along with Ian Cole, a first-round draft pick (later traded to N.Y. Rangers, K'Andre Miller) in the 2018 NHL Draft, and a third-round draft pick (later traded to Colorado, Matthew Stienburg) in the 2019 NHL Draft in exchange for Derick Brassard, Vincent Dunn, and a third-round draft pick (later traded to Colorado, Justus Annunen) in the 2018 NHL Draft on 2/23/18.		


2020-21	GP	W	L	T	OT	GA	SA	SV	Sv%	GAA	SO	MINS
Sodertalje (Allsvenskan)	19	11	7	-	0	43	531	488	.919	2.30	1	1,123
Belleville (AHL)	13	5	7	-	1	37	410	373	.910	2.86	1	776
Season	9	5	1	-	2	17	254	237	.933	2.16	0	472
NHL Career	9	5	1	-	2	17	254	237	.933	2.16	0	472

	34 JOEY DACCORD – Goaltender			
	Height: 6-2	Weight: 197 lbs.	Birthdate: Aug. 19, 1996	Birthplace: North Andover, Mass.
	2nd NHL season 2nd with Ottawa	Acquired: Ottawa’s seventh-round pick, 199th overall, in 2015 NHL Draft.		


2020-21	GP	W	L	T	OT	GA	SA	SV	Sv%	GAA	SO	MINS
Belleville (AHL)	2	0	2	-	0	10	75	65	.867	5.00	0	120
Season	8	1	3	-	1	22	214	192	.897	3.27	0	403
NHL Career	9	1	4	-	1	27	254	227	.894	3.50	0	463

	21 DEREK STEPAN – Centre			
	Height: 5-11	Weight: 196 lbs.	Birthdate: June 18, 1990	Birthplace: Hastings, Minn.
	11th NHL season 1st with Ottawa	Acquired: Traded from Arizona in exchange for a second-round draft pick (previously acquired from Columbus) in the 2021 NHL Draft on Dec. 27, 2020.		


2020-21	GP	G	A	P	+/-	PIM	PPG	SHG	GW	S	S %	TOI/G
Season	20	1	5	6	-6	8	0	0	0	44	2.3%	15:04
NHL Career	759	168	317	485	90	194	33	13	32	1,804	9.3%	18:20

	27 LOGAN BROWN – Centre			
	Height: 6-6	Weight: 220 lbs.	Birthdate: March 5, 1998	Birthplace: Raleigh, N.C.
	4th NHL season 4th with Ottawa Acquired: Ottawa's first-round draft pick, 11th overall, in the 2016 NHL Draft.			


2020-21	GP	G	A	P	+/-	PIM	PPG	SHG	GW	S	S %	TOI/G
Belleville (AHL)	13	2	7	9	0	8	0	0	1	23	8.7%	-
Season	1	0	0	0	0	2	0	0	0	0	0.0%	9:40
NHL Career	30	1	8	9	-2	6	1	0	1	29	3.4%	11:07

	29 MICHAEL AMADIO – Centre			
	Height: 6-1	Weight: 204 lbs.	Birthdate: May 13, 1996	Birthplace: Sault Ste. Marie, Ont.
	4th NHL season 1st with Ottawa	Acquired: Traded from Los Angeles in exchange for Christian Wolanin on March 29, 2021.		


2020-21	GP	G	A	P	+/-	PIM	PPG	SHG	GW	S	S %	TOI/G
Ontario (AHL)	2	0	2	2	0	0	0	0	0	2	0.0%	-
Los Angeles (NHL)	20	0	2	2	-5	2	0	0	0	19	0.0%	12:26
Season	5	0	1	1	2	2	0	0	0	5	0.0%	12:59
NHL Career	173	16	24	40	-17	28	1	0	0	188	8.5%	11:28

	38 MICHEAL HALEY – Left wing			
	Height: 5-11	Weight: 213 lbs.	Birthdate: March 30, 1986	Birthplace: Guelph, Ont.
	11th NHL season 1st with Ottawa		Acquired: Signed to a one-year, two-way contract on Nov. 13, 2020.	


2020-21	GP	G	A	P	+/-	PIM	PPG	SHG	GW	S	S %	TOI/G
Season	4	0	0	0	-1	5	0	0	0	0	0.0%	6:03
NHL Career	274	11	21	32	-29	692	0	0	2	176	6.3%	7:52

	45 PARKER KELLY – Left wing			
	Height: 5-11	Weight: 168 lbs.	Birthdate: June 14, 1999	Birthplace: Camrose, Alta.
	1st NHL season 1st with Ottawa	Acquired: Signed a three-year, entry-level contract on 9/19/17.		


2020-21	GP	G	A	P	+/-	PIM	PPG	SHG	GW	S	S %	TOI/G
Belleville (AHL)	33	10	8	18	-3	32	1	2	4	62	16.1%	-
Season	1	1	0	1	1	0	0	0	0	1	100.0%	7:32
NHL Career	1	1	0	1	1	0	0	0	0	1	100.0%	7:32

	48 JACOB BERNARD-DOCKER – Defenceman			
	Height: 6-0	Weight: 190 lbs.	Birthdate: June 30, 2000	Birthplace: Canmore, Alta.
	1st NHL season 1st with Ottawa	Acquired: Ottawa's second first-round pick, 26th overall, in the 2018 NHL Draft.		


2020-21	GP	G	A	P	+/-	PIM	PPG	SHG	GW	S	S %	TOI/G
North Dakota (NCHC)	27	3	15	18	17	20	0	0	0	62	4.8%	-
Season	5	0	0	0	2	0	0	0	0	0	0.0%	13:40
NHL Career	5	0	0	0	2	0	0	0	0	0	0.0%	13:40

	51 ARTEM ANISIMOV – Centre			
	Height: 6-4	Weight: 199 lbs.	Birthdate: May 24, 1988	Birthplace: Yaroslavl, Russia
	13th NHL season 2nd with Ottawa	Acquired: Traded from Chicago in exchange for Zack Smith on 7/16/19.		


2020-21	GP	G	A	P	+/-	PIM	PPG	SHG	GW	S	S %	TOI/G
Season	19	2	7	9	1	2	1	0	0	30	6.7%	12:02
NHL Career	771	180	196	376	-17	214	39	8	31	1,380	13.0%	15:58

	52 OLLE ALSING – Defenceman			
	Height: 5-11	Weight: 175 lbs.	Birthdate: May 1, 1996	Birthplace: Uppsala, Sweden
	1st NHL season 1st with Ottawa	Acquired: Signed to a two-year, entry-level contract on 5/10/19.		


2020-21	GP	G	A	P	+/-	PIM	PPG	SHG	GW	S	S %	TOI/G
Graz EC (ICEHL)	13	0	5	5	2	2	0	0	0	-	-	-
Belleville (AHL)	11	0	2	2	-11	0	0	0	0	6	0.0%	-
Season	4	0	0	0	-1	0	0	0	0	1	0.0%	10:50
NHL Career	4	0	0	0	-1	0	0	0	0	1	0.0%	10:50

	53 MATTHEW PECCA – Centre			
	Height: 5-9	Weight: 182 lbs.	Birthdate: April 27, 1993	Birthplace: Petawawa, Ont.
	5th NHL season 2nd with Ottawa	Acquired: Was originally traded from Montreal in exchange for Aaron Luchuk and a 2020 seventh-round draft pick (Louis Crevier) on 2/24/20; signed to a one-year, two-way contract on Oct. 9, 2020.		


2020-21	GP	G	A	P	+/-	PIM	PPG	SHG	GW	S	S %	TOI/G
Belleville (AHL)	21	3	8	11	-9	5	2	0	1	28	10.7%	-
Season	5	0	1	1	1	0	0	0	0	3	0.0%	8:53
NHL Career	78	6	14	20	-14	6	0	0	0	71	8.5%	10:56

	57 SHANE PINTO – Centre			
	Height: 6-2	Weight: 192 lbs.	Birthdate: Nov. 12, 2000	Birthplace: Franklin Square, N.Y.
	1st NHL season 1st with Ottawa	Acquired: Ottawa's first second-round pick, 32nd overall, in the 2019 NHL Draft.		


2020-21	GP	G	A	P	+/-	PIM	PPG	SHG	GW	S	S %	TOI/G
North Dakota (NCHC)	28	15	17	32	19	4	7	1	3	94	16.0%	-
Season	12	1	6	7	6	10	0	0	0	11	9.1%	12:31
NHL Career	12	1	6	7	6	10	0	0	0	11	9.1%	12:31

	59 ALEX FORMENTON – Left wing			
	Height: 6-2	Weight: 165 lbs.	Birthdate: Sept. 13, 1999	Birthplace: Barrie, Ont.
	3rd NHL season 3rd with Ottawa	Acquired: Ottawa's second-round pick, 47th overall in the 2017 NHL Draft.		


2020-21	GP	G	A	P	+/-	PIM	PPG	SHG	GW	S	S %	TOI/G
Belleville (AHL)	13	4	0	4	-10	22	2	0	1	31	12.9%	-
Season	20	4	2	6	6	6	0	1	0	27	14.8%	12:00
NHL Career	30	5	2	7	4	12	0	1	0	43	11.6%	11:40

	62 CLARK BISHOP – Centre			
	Height: 6-1	Weight: 199 lbs.	Birthdate: March 29, 1996	Birthplace: St. John's, Nfld.
	3rd NHL season 1st with Ottawa	Acquired: Traded from Carolina in exchange for Max Lajoie on Jan. 12, 2021.		

2020-21	GP	G	A	P	+/-	PIM	PPG	SHG	GW	S	S %	TOI/G
Belleville (AHL)	8	2	3	5	1	6	0	0	0	19	10.5%	-
Season	13	0	3	3	2	4	0	0	0	16	0.0%	9:28
NHL Career	38	1	6	7	-3	14	0	0	0	36	2.8%	9:13

	85 VITALY ABRAMOV – Right wing			
	Height: 5-10	Weight: 180 lbs.	Birthdate: May 8, 1998	Birthplace: Chelyabinsk, Russia
	3rd NHL season 3rd with Ottawa			
	Acquired: Traded from Columbus along with Jonathan Davidsson, a first-round draft pick (Lassi Thomson) in the 2019 NHL Draft and a conditional first-round pick in the 2020 NHL Draft in exchange for Matt Duchene and Julius Bergman on 2/22/19.			

2020-21	GP	G	A	P	+/-	PIM	PPG	SHG	GW	S	S %	TOI/G
Jukurit (SM-liiga)	8	5	2	7	-5	2	2	0	2	-	-	-
Belleville (AHL)	23	7	12	19	-4	10	3	0	3	54	13.0%	-
Season	2	0	0	0	0	0	0	0	0	0	0.0%	9:43
NHL Career	5	1	0	0	-3	2	0	0	0	3	33.3%	8:58

	98 VICTOR METE – Defenceman			
	Height: 5-9	Weight: 184 lbs.	Birthdate: June 7, 1998	Birthplace: Woodbridge, Ont.
	3rd NHL season 3rd with Ottawa	Acquired: Claimed off waivers from Montreal on April 12, 2021.		

2020-21	GP	G	A	P	+/-	PIM	PPG	SHG	GW	S	S %	TOI/G
Montreal (NHL)	14	0	3	3	3	6	0	0	0	8	0.0%	14:09
Season	14	1	1	2	5	2	0	0	0	12	8.3%	17:27
NHL Career	199	5	31	36	35	38	0	0	1	185	2.7%	16:30

DATE	OPPONENT	NO. 2 ARTEM ZUB	NO. 3 JOSH BROWN	NO. 5 MIKE REILLY	NO. 7 BRADY TKACHUK
Jan.15	Toronto	TAXI	0-0,0/0 14:21	DND	1-2,5/3 16:53
Jan. 16	Toronto	TAXI	0-0,0/0 15:27	0-0,0/-1 17:04	0-0,2/-2 18:53
Jan. 19	Winnipeg	TAXI	0-0,1/0 15:35	0-1,3/-1 15:36	0-0,7/-1 19:14
Jan. 21	Winnipeg	TAXI	0-0,0/0 18:38	0-0,2/0 16:39	0-0,2/-1 14:17
Jan. 23	@ Winnipeg	TAXI	0-0,0/-1 14:37	0-1,0/1 17:15	1-0,3/0 17:43
Jan. 25	@ Vancouver	TAXI	0-0,0/-3 15:37	0-1,4/-3 18:06	0-0,5/-2 18:16
Jan. 27	@ Vancouver	TAXI	DND	0-0,1/-3 20:25	0-1,6/0 18:31
Jan. 28	@ Vancouver	TAXI	0-0,0/-1 11:33	0-0,3/-1 16:40	0-0,5/-1 15:22
Jan. 31	@ Edmonton	0-1,1/0 13:32	0-0,0/0 16:30	0-1,3/-2 21:21	1-1,8/0 17:07
Feb. 2	@ Edmonton	0-1,0/0 12:24	DND	0-0,2/-1 15:48	0-0,3/0 20:28
Feb. 4	@ Montreal	0-0,0/0 17:55	DND	0-0,1/0 15:44	0-0,2/-1 16:35
Feb. 6	Montreal	0-0,0/-1 14:59	DND	0-0,2/0 14:34	0-0,3/0 20:53
Feb. 8	Edmonton	0-0,1/0 18:57	DND	0-0,3/1 19:17	0-0,3/-1 18:56
Feb. 9	Edmonton	0-0,1/1 17:40	DND	0-1,1/0 17:50	0-1,4/1 21:27
Feb. 11	@ Winnipeg	DND	0-0,2/-1 15:16	0-0,2/-1 19:35	0-0,4/0 19:13
Feb. 13	@ Winnipeg	0-0,0/1 15:43	DND	0-1,3/2 16:43	0-0,2/1 18:54
Feb. 15	@ Toronto	1-0,3/1 12:14	DND	0-0,0/0 18:15	0-1,4/0 16:44
Feb. 17	@ Toronto	0-0,0/-1 15:16	DND	0-0,2/0 16:52	1-0,7/1 17:26
Feb. 18	@ Toronto	0-0,0/-1 18:22	DND	0-1,1/0 17:50	0-0,2/0 16:11
Feb. 21	Montreal	0-1,0/0 14:56	DND	0-0,1/0 25:32	1-1,8/1 20:11
Feb. 23	Montreal	0-1,1/0 15:55	DND	0-0,1/0 19:19	2-0,4/0 18:26
Feb. 25	Calgary	0-0,0/2 21:29	DND	0-0,2/1 21:42	0-0,6/1 19:52
Feb. 27	Calgary	0-0,2/0 15:11	DND	0-0,0/0 16:15	1-0,3/-3 19:00
March 1	Calgary	0-0,0/1 16:50	DND	0-0,3/2 17:49	0-0,4/1 17:52
March 2	@ Montreal	1-0,2/1 15:21	DND	0-1,0/1 16:13	0-0,6/-1 20:38
March 4	@ Calgary	0-0,0/-1 19:45	DND	INJ	0-1,6/-2 17:48
March 7	@ Calgary	0-0,1/0 20:13	DND	0-1,0/0 24:08	0-1,3/1 20:33
March 8	@ Edmonton	0-0,1/-1 17:56	DND	0-0,0/-1 16:56	0-0,5/-1 18:33
March 10	@ Edmonton	0-0,1/-1 17:46	DND	0-1,0/1 15:44	0-0,2/-2 16:47
March 12	@ Edmonton	0-0,1/0 16:13	0-0,0/0 4:52	0-0,5/0 18:47	1-0,2/-2 18:14
March 14	Toronto	0-0,0/1 17:33	DND	0-1,1/1 15:31	1-1,6/0 22:01
March 15	Vancouver	0-1,2/-1 19:02	DND	0-0,0/0 20:34	0-1,6/1 20:37
March 17	Vancouver	0-0,1/0 19:56	DND	0-0,4/0 21:21	0-0,3/0 20:55
March 22	Calgary	0-0,0/2 21:09	0-0,0/-1 8:05	0-2,2/1 21:07	0-0,1/-1 16:26
March 24	Calgary	0-1,0/1 22:18	0-0,1/1 10:11	0-1,4/1 22:51	0-0,2/1 18:50
March 25	Toronto	0-0,2/0 20:10	0-0,0/2 12:31	0-0,0/0 19:50	0-0,6/-2 17:57
April 1	Montreal	0-0,1/-2 20:51	0-0,0/-1 16:44	0-1,4/0 17:27	0-0,2/-1 16:10
April 3	@ Montreal	0-0,1/-1 15:00	DND	0-1,0/1 19:33	1-0,2/-1 14:14
April 5	@ Winnipeg	0-0,1/-1 17:45	0-0,0/-1 11:38	0-1,1/-2 19:59	0-0,1/-1 19:23
April 7	Edmonton	0-1,0/0 17:37	0-0,0/0 9:38	0-1,2/0 20:39	0-1,6/0 19:15
April 8	Edmonton	0-0,0/0 15:02	DND	0-1,2/1 17:02	0-0,6/-1 19:58
April 10	@ Toronto	0-0,1/0 20:41	DND	0-0,2/0 20:20	0-0,2/-4 19:33
April 12	Winnipeg	0-0,1/3 22:16	0-0,1/0 12:50	TRADED TO BOS	2-0,5/0 16:15
April 14	Winnipeg	0-0,2/-1 17:35	0-0,3/1 20:12		0-0,6/-1 16:58
April 17	@ Montreal	1-0,1/2 20:28	0-0,0/0 13:33		0-2,2/2 16:57
April 19	@ Calgary	0-0,1/-2 23:10	0-0,0/2 14:16		1-0,3/2 18:38
April 22	@ Vancouver	0-0,0/0 19:12	0-0,0/0 12:01		0-1,4/0 17:03
April 24	@ Vancouver	0-0,1/0 16:09	0-1,0/1 14:27		0-0,5/-2 19:53
April 26	Vancouver	0-0,2/-1 18:51	0-0,0/0 17:39		0-2,1/2 18:27
April 28	Vancouver	0-0,1/0 17:35	0-0,0/1 16:23		1-1,6/2 14:39
May 1	@ Montreal	0-1,0/1 16:37	0-0,0/0 16:44		0-0,0/-1 19:56
May 3	Winnipeg	0-0,0/1 24:07	0-0,0/0 18:21		0-0,2/-1 16:51
May 5	Montreal	0-2,1/4 22:12	INJ		1-0,4/1 17:20
May 8	@ Winnipeg	0-1,1/-1 26:08	INJ		0-0,1/-2 16:05
May 9	@ Calgary	0-0,1/-3 22:22	INJ		0-0,6/-1 17:27
May 12	Toronto	0-0,3/1 21:35	INJ		0-1,6/1 18:06

DATE	OPPONENT	NO. 9 JOSH NORRIS	NO. 10 RYAN DZINGEL	NO. 13 NICK PAUL	NO. 16 AUSTIN WATSON
Jan.15	Toronto	0-2,0/1 16:07		0-1,0/1 14:27	1-0,1/0 12:04
Jan. 16	Toronto	0-0,0/-1 15:33		1-0,2/1 12:35	0-0,1/0 10:28
Jan. 19	Winnipeg	1-0,6/0 16:45		0-0,0/1 16:24	0-0,1/0 8:15
Jan. 21	Winnipeg	0-0,3/-1 16:06		0-0,3/0 18:24	0-0,1/-1 11:32
Jan. 23	@ Winnipeg	0-1,0/0 16:53		1-1,2/0 16:32	0-1,0/0 13:47
Jan. 25	@ Vancouver	0-0,2/-1 16:37		0-0,3/1 15:14	1-0,2/0 10:53
Jan. 27	@ Vancouver	1-0,7/0 16:59		0-0,2/-1 13:50	0-0,3/-1 12:41
Jan. 28	@ Vancouver	0-0,1/-1 17:14		0-0,2/-1 16:48	0-0,2/0 8:45
Jan. 31	@ Edmonton	0-1,3/0 13:45		0-1,3/1 15:56	1-0,3/0 12:28
Feb. 2	@ Edmonton	0-0,0/-1 14:06		0-0,3/0 13:34	0-1,0/-1 13:06
Feb. 4	@ Montreal	0-0,0/0 14:25		0-0,2/0 13:17	0-0,1/0 11:05
Feb. 6	Montreal	0-1,1/0 15:46		0-0,1/0 13:32	0-0,0/0 8:49
Feb. 8	Edmonton	0-0,0/0 13:34		0-0,2/0 15:44	0-0,0/-1 12:22
Feb. 9	Edmonton	0-0,0/-3 12:19		0-0,3/1 15:13	0-0,1/-2 7:46
Feb. 11	@ Winnipeg	1-0,3/0 12:34		0-0,3/-1 15:57	0-1,1/0 13:22
Feb. 13	@ Winnipeg	0-0,2/0 12:58		0-1,3/1 17:42	0-0,1/-1 9:48
Feb. 15	@ Toronto	0-1,2/1 16:41		1-1,2/2 18:05	0-1,1/-1 8:43
Feb. 17	@ Toronto	0-1,5/1 17:29		0-0,0/-2 17:36	0-0,0/0 9:13
Feb. 18	@ Toronto	0-0,1/0 16:16		0-0,2/0 17:18	0-0,4/0 14:16
Feb. 21	Montreal	1-0,2/1 17:48		0-0,5/-1 17:58	0-0,0/-1 9:29
Feb. 23	Montreal	0-1,1/0 19:46		0-0,4/0 20:42	0-0,1/0 12:56
Feb. 25	Calgary	0-0,2/1 16:27		0-1,2/2 13:23	0-0,1/1 14:22
Feb. 27	Calgary	0-0,2/-2 16:56	ACQUIRED FROM CAR	0-1,1/-1 15:30	0-0,2/-1 13:07
March 1	Calgary	0-1,1/1 13:49	DND	0-0,1/2 16:55	0-0,2/2 12:45
March 2	@ Montreal	0-0,1/1 17:36	DND	0-0,1/0 14:34	0-0,0/0 11:59
March 4	@ Calgary	1-1,2/-2 16:25	1-0,3/0 15:14	0-0,2/-2 14:25	0-0,1/-1 14:27
March 7	@ Calgary	0-0,0/-1 11:30	1-0,1/0 12:39	0-1,1/0 15:37	0-0,2/0 15:25
March 8	@ Edmonton	0-0,0/0 14:52	0-0,2/0 13:44	0-0,0/1 12:57	0-0,0/0 13:43
March 10	@ Edmonton	0-0,3/0 14:44	0-0,1/-2 11:40	0-0,0/-1 16:55	0-1,1/0 15:27
March 12	@ Edmonton	0-0,2/-1 17:05	0-0,1/0 16:19	0-0,1/0 20:11	0-1,2/0 18:31
March 14	Toronto	0-0,0/-1 17:44	1-0,5/1 11:06	0-0,2/-2 14:32	0-0,1/1 12:41
March 15	Vancouver	1-0,2/2 17:58	0-0,1/0 13:18	0-0,4/-1 15:34	0-0,3/0 9:21
March 17	Vancouver	1-0,4/0 19:38	1-0,4/0 15:21	0-0,2/0 17:41	0-0,1/-1 11:45
March 22	Calgary	0-0,3/0 14:08	1-0,2/1 12:24	0-0,1/0 18:21	0-1,1/1 12:44
March 24	Calgary	1-0,3/1 16:51	0-0,0/0 13:23	0-1,5/0 14:19	INJ
March 25	Toronto	0-0,3/-2 20:10	0-1,1/1 12:11	0-0,0/0 20:01	INJ
April 1	Montreal	0-1,0/0 16:48	0-0,3/0 11:45	0-0,1/-1 18:03	INJ
April 3	@ Montreal	0-0,2/-1 16:08	0-0,0/-1 10:13	0-1,3/1 17:18	INJ
April 5	@ Winnipeg	1-0,2/-1 17:39	1-1,1/1 17:21	0-0,1/-1 15:05	INJ
April 7	Edmonton	1-0,2/0 19:38	0-0,0/0 13:17	0-0,0/0 18:54	INJ
April 8	Edmonton	0-0,0/0 19:14	INJ	0-0,4/-1 19:24	INJ
April 10	@ Toronto	0-0,1/-4 18:58	0-0,1/-1 9:51	0-0,1/-1 19:15	INJ
April 12	Winnipeg	0-2,0/-1 16:25	0-0,0/0 9:39	0-0,1/1 17:20	INJ
April 14	Winnipeg	1-0,2/-1 17:36	0-0,3/0 13:37	1-0,1/1 15:34	INJ
April 17	@ Montreal	0-2,0/2 16:47	0-0,0/0 10:43	0-0,0/1 18:37	INJ
April 19	@ Calgary	1-1,1/1 17:53	0-0,1/-2 11:06	0-1,4/0 15:50	INJ
April 22	@ Vancouver	0-1,2/0 18:33	0-0,0/0 10:14	0-1,2/0 9:16	INJ
April 24	@ Vancouver	0-0,1/-2 20:01	0-0,1/0 11:50	0-0,1/0 12:34	INJ
April 26	Vancouver	1-0,4/2 15:22	0-0,2/0 12:28	0-0,4/-1 15:30	INJ
April 28	Vancouver	1-0,1/2 14:31	0-1,0/0 15:56	0-1,1/2 12:09	INJ
May 1	@ Montreal	0-0,0/-1 16:29	0-0,2/-1 14:10	0-0,2/1 14:43	INJ
May 3	Winnipeg	0-0,2/0 15:56	0-0,1/0 9:01	0-1,1/1 17:50	INJ
May 5	Montreal	0-1,4/1 16:21	0-0,2/0 12:49	1-1,2/2 15:36	INJ
May 8	@ Winnipeg	0-0,2/-1 16:21	0-0,1/0 10:34	0-0,4/0 18:15	INJ
May 9	@ Calgary	1-0,1/-1 18:01	0-0,0/0 11:07	0-0,1/-2 16:23	INJ
May 12	Toronto	1-0,2/0 17:59	DND	0-0,1/1 15:17	INJ

DATE	OPPONENT	NO. 17	NO. 18	NO. 19	NO. 21
		ALEX GALCHENYUK	TIM STÜTZLE	DRAKE BATHERSON	DEREK STEPAN
Jan.15	Toronto	DND	0-0,1/0 12:11	0-2,5/2 17:08	1-0,3/2 16:28
Jan. 16	Toronto	DND	1-0,3/1 14:52	0-0,1/-2 19:29	0-0,2/-1 16:04
Jan. 19	Winnipeg	1-0,3/0 11:38	INJ	0-1,7/-1 17:17	0-1,3/0 17:13
Jan. 21	Winnipeg	0-0,2/-1 11:24	INJ	0-0,3/-1 15:04	0-0,3/-1 16:42
Jan. 23	@ Winnipeg	DND	INJ	0-0,2/-1 17:01	0-0,1/-1 17:52
Jan. 25	@ Vancouver	0-0,2/-3 11:09	0-0,1/-4 12:37	0-0,0/-1 16:02	0-0,1/-4 14:37
Jan. 27	@ Vancouver	DND	0-0,0/-2 12:29	0-1,4/0 17:54	0-0,3/-1 12:48
Jan. 28	@ Vancouver	DND	0-0,0/0 15:42	0-0,1/-1 16:41	INJ
Jan. 31	@ Edmonton	DND	1-0,2/-2 13:01	1-0,2/-1 16:05	0-0,0/0 16:26
Feb. 2	@ Edmonton	DND	1-0,2/0 15:08	0-0,1/0 16:10	0-1,2/0 16:10
Feb. 4	@ Montreal	0-0,2/0 7:59	1-2,1/1 14:51	0-1,3/0 15:54	0-0,3/-1 14:46
Feb. 6	Montreal	0-0,5/0 10:17	0-0,3/-1 17:37	0-0,1/0 19:10	0-1,3/0 15:37
Feb. 8	Edmonton	0-0,2/-1 5:59	0-0,3/-1 17:25	0-0,1/-1 12:51	0-0,1/0 15:06
Feb. 9	Edmonton	0-0,1/0 8:41	0-0,1/-3 17:28	0-0,3/0 11:41	0-0,1/0 11:41
Feb. 11	@ Winnipeg	0-0,0/-1 8:50	0-0,3/-1 16:09	0-0,4/0 14:32	0-0,5/0 15:49
Feb. 13	@ Winnipeg	TRADED TO CAR	0-0,2/-1 15:56	0-0,0/0 12:55	0-0,3/-1 14:36
Feb. 15	@ Toronto		0-1,3/1 19:41	1-0,1/0 14:44	0-0,0/1 18:31
Feb. 17	@ Toronto		0-0,2/0 16:27	0-0,1/0 13:44	0-0,2/0 15:21
Feb. 18	@ Toronto		1-1,4/-2 15:32	1-0,3/-2 12:51	0-1,5/-1 14:43
Feb. 21	Montreal		0-0,4/1 17:50	1-1,4/2 15:25	0-0,4/1 18:17
Feb. 23	Montreal		0-1,6/-1 17:03	1-1,1/0 15:40	0-1,0/1 2:30
Feb. 25	Calgary		0-1,3/1 14:54	1-0,2/1 15:41	INJ
Feb. 27	Calgary		0-1,5/-2 18:22	1-1,2/-1 19:04	INJ
March 1	Calgary		0-2,1/2 13:55	2-0,3/2 14:53	INJ
March 2	@ Montreal		0-0,2/0 19:19	0-1,1/0 18:23	INJ
March 4	@ Calgary		0-0,0/-1 16:41	0-0,1/-1 17:55	INJ
March 7	@ Calgary		0-0,1/0 12:16	0-0,3/-1 16:34	INJ
March 8	@ Edmonton		1-0,5/0 17:39	0-0,1/0 14:46	INJ
March 10	@ Edmonton		0-0,1/-1 15:25	0-0,2/-1 16:31	INJ
March 12	@ Edmonton		0-1,1/-1 14:36	0-1,2/-3 14:21	INJ
March 14	Toronto		0-1,2/1 15:58	2-0,4/0 15:28	INJ
March 15	Vancouver		0-1,3/1 19:20	0-0,2/-1 21:00	INJ
March 17	Vancouver		0-0,2/0 15:20	0-0,1/1 19:02	INJ
March 22	Calgary		0-1,1/1 15:29	0-0,1/1 15:32	INJ
March 24	Calgary		0-0,4/1 16:52	0-0,2/1 15:49	INJ
March 25	Toronto		0-0,3/0 16:09	0-0,2/-1 17:11	INJ
April 1	Montreal		0-0,1/-3 13:50	0-0,1/-3 14:59	INJ
April 3	@ Montreal		0-1,1/1 14:35	1-1,2/1 15:19	INJ
April 5	@ Winnipeg		0-0,1/-2 15:10	0-0,2/-1 16:33	INJ
April 7	Edmonton		0-0,2/-2 15:32	0-0,1/-1 15:06	INJ
April 8	Edmonton		0-0,6/-1 18:23	0-0,0/-1 18:59	INJ
April 10	@ Toronto		1-1,3/1 16:32	1-1,5/0 14:47	INJ
April 12	Winnipeg		0-0,1/0 12:25	0-0,1/-1 15:42	INJ
April 14	Winnipeg		0-0,1/-1 17:18	0-0,2/-1 16:06	INJ
April 17	@ Montreal		0-1,1/0 15:28	2-1,2/2 16:38	INJ
April 19	@ Calgary		0-1,1/-1 13:07	0-0,3/0 18:30	INJ
April 22	@ Vancouver		1-0,4/0 14:27	1-1,2/0 19:19	INJ
April 24	@ Vancouver		0-0,1/0 18:58	0-0,1/-2 19:18	INJ
April 26	Vancouver		0-0,1/0 15:22	1-0,2/2 16:53	INJ
April 28	Vancouver		0-0,2/0 16:29	0-1,2/0 17:47	INJ
May 1	@ Montreal		1-0,2/0 13:59	0-0,1/-1 18:46	INJ
May 3	Winnipeg		0-0,1/0 14:31	0-1,1/1 13:57	INJ
May 5	Montreal		0-0,2/1 16:27	0-0,2/1 17:54	INJ
May 8	@ Winnipeg		3-0,5/3 14:29	0-0,0/-2 15:12	INJ
May 9	@ Calgary		0-0,0/-2 16:00	0-1,2/-1 17:14	INJ
May 12	Toronto		0-0,0/0 16:56	0-0,2/0 18:41	INJ

DATE	OPPONENT	NO. 22 NIKITA ZAITSEV	NO. 23 CEDRIC PAQUETTE	NO. 24 CHRISTIAN WOLANIN	NO. 26 ERIK BRANNSTROM
Jan.15	Toronto	0-2,0/3 21:35	0-0,1/-1 11:11	0-0,0/-1 15:50	MIN
Jan. 16	Toronto	0-1,0/2 21:48	0-0,0/0 10:46	DND	MIN
Jan. 19	Winnipeg	0-1,2/0 20:15	0-0,0/-1 11:09	DND	MIN
Jan. 21	Winnipeg	0-1,1/0 21:38	0-0,1/-2 11:06	DND	MIN
Jan. 23	@ Winnipeg	0-0,0/0 22:03	0-0,0/-1 5:31	0-0,2/1 17:13	MIN
Jan. 25	@ Vancouver	0-0,2/-3 18:36	INJ	0-0,1/-1 17:24	MIN
Jan. 27	@ Vancouver	0-0,1/0 22:41	0-0,0/-1 12:20	0-0,1/-2 7:35	MIN
Jan. 28	@ Vancouver	0-0,2/-1 22:54	0-0,0/0 10:16	INJ	MIN
Jan. 31	@ Edmonton	0-0,2/-2 20:10	0-0,1/0 10:14	INJ	MIN
Feb. 2	@ Edmonton	0-0,2/1 18:23	1-0,1/-2 9:39	INJ	MIN
Feb. 4	@ Montreal	0-0,1/-1 23:51	DND	INJ	0-1,0/2 16:22
Feb. 6	Montreal	0-0,3/0 20:23	DND	INJ	0-0,1/0 15:59
Feb. 8	Edmonton	0-0,4/0 19:40	DND	INJ	0-0,2/-1 15:07
Feb. 9	Edmonton	0-1,4/0 22:05	DND	0-0,1/-1 13:49	INJ
Feb. 11	@ Winnipeg	0-0,1/-2 22:16	DND	0-1,1/-1 14:35	INJ
Feb. 13	@ Winnipeg	0-0,1/0 26:50	TRADED TO CAR	0-0,2/-1 13:50	INJ
Feb. 15	@ Toronto	0-0,0/1 22:42		0-0,1/-1 15:46	INJ
Feb. 17	@ Toronto	0-0,2/-2 22:32		DND	0-0,0/0 14:18
Feb. 18	@ Toronto	0-0,2/0 22:19		0-0,2/-1 19:30	0-0,1/-1 17:18
Feb. 21	Montreal	0-1,2/1 23:39		DND	0-1,1/0 15:33
Feb. 23	Montreal	0-0,2/0 23:13		DND	1-0,5/-2 12:18
Feb. 25	Calgary	0-0,0/0 22:46		DND	1-0,3/3 12:40
Feb. 27	Calgary	0-0,3/-3 23:12		DND	0-0,1/-1 13:42
March 1	Calgary	0-1,1/2 23:18		DND	TAXI
March 2	@ Montreal	0-0,3/0 23:22		DND	0-0,2/0 14:55
March 4	@ Calgary	0-0,0/-3 16:02		DND	0-1,3/-1 16:39
March 7	@ Calgary	0-1,1/0 25:47		DND	0-0,0/1 5:19
March 8	@ Edmonton	0-1,0/1 20:32		DND	0-0,4/0 19:50
March 10	@ Edmonton	0-0,0/-2 23:32		DND	0-0,3/-3 18:14
March 12	@ Edmonton	0-1,0/-3 24:17		0-0,0/-1 11:57	TAXI
March 14	Toronto	0-0,2/-2 24:06		0-1,1/1 11:24	TAXI
March 15	Vancouver	0-0,3/0 19:04		0-0,1/0 11:14	TAXI
March 17	Vancouver	0-0,1/0 22:55		0-1,0/0 9:38	TAXI
March 22	Calgary	0-0,2/0 27:56		0-0,1/0 7:17	MIN
March 24	Calgary	1-0,1/0 24:56		0-0,0/1 8:03	MIN
March 25	Toronto	0-0,2/-1 25:56		DND	MIN
April 1	Montreal	0-0,0/-1 25:34		TRADED TO LAK	TAXI
April 3	@ Montreal	0-0,2/1 22:40			TAXI
April 5	@ Winnipeg	0-0,1/1 17:23			TAXI
April 7	Edmonton	0-0,3/1 25:16			TAXI
April 8	Edmonton	0-0,0/0 26:14			0-0,2/-1 10:06
April 10	@ Toronto	0-0,1/-2 20:53			0-1,0/1 14:07
April 12	Winnipeg	0-0,0/-1 28:17			0-1,1/3 15:16
April 14	Winnipeg	INJ			0-0,1/0 18:14
April 17	@ Montreal	1-0,1/1 25:19			0-0,1/2 18:35
April 19	@ Calgary	0-0,0/0 25:16			0-1,1/-1 15:33
April 22	@ Vancouver	0-1,0/1 22:30			0-0,0/0 17:42
April 24	@ Vancouver	0-0,2/-1 18:06			0-0,0/0 12:59
April 26	Vancouver	0-0,0/2 21:33			0-0,0/-1 17:13
April 28	Vancouver	0-0,1/0 22:04			0-1,2/2 17:12
May 1	@ Montreal	0-0,1/0 24:52			0-0,1/-1 12:56
May 3	Winnipeg	1-0,1/0 25:26			0-0,2/1 20:37
May 5	Montreal	0-0,1/0 23:10			0-3,2/3 22:32
May 8	@ Winnipeg	0-0,0/0 24:37			0-0,1/-1 24:49
May 9	@ Calgary	0-0,1/-2 19:51			0-0,1/-1 22:10
May 12	Toronto	1-1,2/1 24:27			0-1,1/0 22:29

DATE	OPPONENT	NO. 27 LOGAN BROWN	NO. 28 CONNOR BROWN	NO. 29 MICHAEL AMADIO	NO. 36 COLIN WHITE
Jan.15	Toronto	MIN	0-0,0/1 19:20		DND
Jan. 16	Toronto	MIN	0-1,0/1 21:26		0-1,1/1 11:24
Jan. 19	Winnipeg	MIN	0-1,2/-1 19:17		DND
Jan. 21	Winnipeg	MIN	0-1,3/0 18:09		0-0,0/-1 8:37
Jan. 23	@ Winnipeg	MIN	0-0,2/0 19:29		DND
Jan. 25	@ Vancouver	MIN	0-0,5/-1 18:24		DND
Jan. 27	@ Vancouver	MIN	0-0,1/-2 14:15		0-0,4/-1 16:55
Jan. 28	@ Vancouver	MIN	0-0,2/0 19:04		0-0,4/-1 16:29
Jan. 31	@ Edmonton	MIN	0-1,3/0 18:49		1-1,3/0 15:03
Feb. 2	@ Edmonton	MIN	0-0,2/-1 20:30		0-0,1/-1 15:54
Feb. 4	@ Montreal	MIN	1-0,3/2 17:47		0-0,1/-1 15:13
Feb. 6	Montreal	MIN	0-0,1/-1 15:02		1-0,2/0 16:19
Feb. 8	Edmonton	TAXI	0-0,1/0 18:10		0-0,0/-2 14:22
Feb. 9	Edmonton	TAXI	1-0,2/0 19:03		0-0,2/-1 16:49
Feb. 11	@ Winnipeg	MIN	0-0,4/-2 16:04		0-0,1/0 14:05
Feb. 13	@ Winnipeg	MIN	0-1,0/1 18:33		0-1,1/1 16:06
Feb. 15	@ Toronto	MIN	1-1,2/0 18:25		0-1,1/1 16:25
Feb. 17	@ Toronto	MIN	0-0,3/-1 18:11		0-0,1/-1 17:09
Feb. 18	@ Toronto	MIN	1-0,2/1 18:09		0-0,2/0 14:54
Feb. 21	Montreal	MIN	0-0,3/1 20:07		0-0,1/-1 16:22
Feb. 23	Montreal	MIN	0-1,3/-2 21:02		0-1,3/0 19:51
Feb. 25	Calgary	TAXI	1-0,2/1 18:06		2-0,4/2 12:05
Feb. 27	Calgary	MIN	0-0,1/-2 16:30		1-0,2/-1 14:53
March 1	Calgary	MIN	0-0,3/0 18:57		1-0,3/2 15:56
March 2	@ Montreal	MIN	0-0,2/0 16:15		0-0,0/-1 16:00
March 4	@ Calgary	MIN	0-1,1/-1 12:29		0-0,0/-1 15:10
March 7	@ Calgary	MIN	1-0,1/1 19:36		1-0,3/0 11:43
March 8	@ Edmonton	MIN	0-0,0/-1 17:41		0-1,1/1 17:09
March 10	@ Edmonton	MIN	0-0,2/-1 19:51		0-0,0/-2 5:02
March 12	@ Edmonton	MIN	0-0,2/-2 15:44		INJ
March 14	Toronto	MIN	0-0,1/0 19:18		0-0,3/-1 17:26
March 15	Vancouver	MIN	0-0,5/0 17:03		1-0,3/-1 16:41
March 17	Vancouver	MIN	0-1,0/0 17:01		0-0,2/0 10:53
March 22	Calgary	MIN	0-0,3/-1 16:50		0-0,2/0 17:58
March 24	Calgary	MIN	0-0,2/1 17:55		0-0,0/0 15:02
March 25	Toronto	MIN	1-0,2/1 18:19		0-0,1/0 12:55
April 1	Montreal	MIN	1-0,2/-1 19:58	AQUIRED FROM LAK	0-0,2/-1 10:07
April 3	@ Montreal	MIN	1-0,2/0 17:41	TAXI	INJ
April 5	@ Winnipeg	MIN	1-1,5/1 21:19	TAXI	INJ
April 7	Edmonton	MIN	1-0,4/0 16:50	TAXI	INJ
April 8	Edmonton	MIN	1-0,6/-1 15:46	0-0,0/0 18:23	INJ
April 10	@ Toronto	MIN	1-0,3/-2 19:51	0-1,1/1 13:48	INJ
April 12	Winnipeg	MIN	1-0,1/1 17:46	0-0,1/0 10:00	0-0,2/1 12:57
April 14	Winnipeg	MIN	0-1,1/-1 17:36	0-0,1/0 11:32	0-0,0/1 14:20
April 17	@ Montreal	MIN	0-0,1/1 18:35	DND	0-0,0/0 14:18
April 19	@ Calgary	MIN	2-0,2/3 17:23	DND	0-0,1/-1 12:56
April 22	@ Vancouver	MIN	1-0,4/1 19:57	DND	0-0,0/0 15:27
April 24	@ Vancouver	MIN	0-0,3/0 17:56	DND	1-0,1/1 15:02
April 26	Vancouver	MIN	0-0,1/0 18:26	DND	0-0,1/0 15:02
April 28	Vancouver	MIN	0-0,2/1 18:54	DND	1-0,3/0 15:29
May 1	@ Montreal	MIN	0-0,0/0 18:29	0-0,2/1 11:14	0-1,3/1 12:58
May 3	Winnipeg	MIN	1-1,4/2 20:51	DND	0-0,0/0 15:52
May 5	Montreal	MIN	1-0,2/2 17:59	DND	0-1,2/2 14:14
May 8	@ Winnipeg	MIN	1-2,2/3 15:57	DND	0-0,1/-1 15:59
May 9	@ Calgary	MIN	0-0,1/-1 17:31	DND	0-0,1/-2 16:49
May 12	Toronto	0-0,0/0 9:40	1-0,6/0 21:57	DND	INJ

DATE	OPPONENT	NO. 38	NO. 44	NO. 45	NO. 48
		MICHEAL HALEY	ERIK GUDBRANSON	PARKER KELLY	JACOB BERNARD-DOCKER
Jan.15	Toronto	TAXI	0-0,1/-1 19:51	MIN	
Jan. 16	Toronto	TAXI	0-0,2/-2 19:12	MIN	
Jan. 19	Winnipeg	TAXI	0-0,1/0 18:25	MIN	
Jan. 21	Winnipeg	TAXI	0-0,2/-2 18:31	MIN	
Jan. 23	@ Winnipeg	0-0,0/0 7:39	0-1,0/0 20:31	MIN	
Jan. 25	@ Vancouver	TAXI	0-0,0/-2 19:50	MIN	
Jan. 27	@ Vancouver	TAXI	0-0,3/-1 22:46	MIN	
Jan. 28	@ Vancouver	TAXI	0-0,3/0 21:15	MIN	
Jan. 31	@ Edmonton	TAXI	0-1,1/1 20:26	MIN	
Feb. 2	@ Edmonton	TAXI	0-0,0/-2 17:31	MIN	
Feb. 4	@ Montreal	TAXI	0-0,0/0 19:31	MIN	
Feb. 6	Montreal	TAXI	0-0,2/-1 18:04	MIN	
Feb. 8	Edmonton	TAXI	0-0,0/-1 18:38	MIN	
Feb. 9	Edmonton	TAXI	0-0,3/-2 16:12	MIN	
Feb. 11	@ Winnipeg	TAXI	0-0,3/0 20:21	MIN	
Feb. 13	@ Winnipeg	TAXI	0-0,4/0 16:08	MIN	
Feb. 15	@ Toronto	TAXI	0-0,2/0 19:47	MIN	
Feb. 17	@ Toronto	TAXI	0-0,0/1 19:05	MIN	
Feb. 18	@ Toronto	TAXI	0-0,2/-1 21:05	MIN	
Feb. 21	Montreal	0-0,0/0 3:32	0-0,0/-1 19:15	MIN	
Feb. 23	Montreal	0-0,0/-1 6:36	0-0,1/-1 19:51	MIN	
Feb. 25	Calgary	TAXI	1-0,2/3 17:06	MIN	
Feb. 27	Calgary	TAXI	0-0,1/-1 17:37	MIN	
March 1	Calgary	TAXI	0-0,4/1 21:26	MIN	
March 2	@ Montreal	0-0,0/0 6:23	0-0,0/0 16:38	MIN	
March 4	@ Calgary	TAXI	0-0,2/-1 14:09	MIN	
March 7	@ Calgary	TAXI	0-0,1/1 18:28	MIN	
March 8	@ Edmonton	TAXI	0-0,3/0 13:58	MIN	
March 10	@ Edmonton	TAXI	0-0,1/0 19:16	MIN	
March 12	@ Edmonton	TAXI	0-0,1/-2 17:42	MIN	
March 14	Toronto	TAXI	0-0,2/0 16:43	MIN	
March 15	Vancouver	TAXI	0-0,1/-1 13:04	MIN	
March 17	Vancouver	TAXI	0-0,0/0 12:21	MIN	
March 22	Calgary	TAXI	DND	MIN	
March 24	Calgary	TAXI	DND	MIN	
March 25	Toronto	TAXI	DND	MIN	
April 1	Montreal	TAXI	DND	MIN	
April 3	@ Montreal	TAXI	0-0,1/2 19:30	MIN	
April 5	@ Winnipeg	TAXI	DND	MIN	
April 7	Edmonton	TAXI	DND	MIN	
April 8	Edmonton	TAXI	0-0,2/-1 12:42	MIN	
April 10	@ Toronto	TAXI	0-0,2/1 13:40	MIN	
April 12	Winnipeg	TAXI	TRADED TO NSH	MIN	DND
April 14	Winnipeg	TAXI		MIN	0-0,0/0 15:33
April 17	@ Montreal	TAXI		MIN	DND
April 19	@ Calgary	TAXI		MIN	DND
April 22	@ Vancouver	TAXI		MIN	DND
April 24	@ Vancouver	TAXI		MIN	DND
April 26	Vancouver	TAXI		MIN	DND
April 28	Vancouver	TAXI		MIN	DND
May 1	@ Montreal	TAXI		MIN	DND
May 3	Winnipeg	TAXI		MIN	DND
May 5	Montreal	TAXI		TAXI	0-0,1/0 12:31
May 8	@ Winnipeg	TAXI		TAXI	0-0,2/2 11:53
May 9	@ Calgary	TAXI		MIN	0-0,3/1 17:42
May 12	Toronto	TAXI		1-0,1/1 7:32	0-0,0/-1 10:39

DATE	OPPONENT	NO. 51 ARTEM ANISIMOV	NO. 52 OLLE ALSING	NO. 53 MATTHEW PECA	NO. 55 BRAYDON COBURN
Jan.15	Toronto	0-0,1/-1 10:17	MIN	TAXI	0-1,2/1 14:35
Jan. 16	Toronto	DND	MIN	TAXI	0-0,0/0 14:36
Jan. 19	Winnipeg	0-0,1/-1 10:37	MIN	TAXI	0-0,0/-1 19:44
Jan. 21	Winnipeg	DND	MIN	TAXI	0-0,0/-1 19:57
Jan. 23	@ Winnipeg	0-1,2/0 15:22	MIN	TAXI	DND
Jan. 25	@ Vancouver	0-0,3/-1 13:53	MIN	TAXI	DND
Jan. 27	@ Vancouver	DND	MIN	TAXI	0-0,0/-2 15:25
Jan. 28	@ Vancouver	DND	MIN	TAXI	0-0,1/0 16:22
Jan. 31	@ Edmonton	DND	MIN	TAXI	0-0,1/1 19:41
Feb. 2	@ Edmonton	DND	MIN	TAXI	0-0,1/-3 18:26
Feb. 4	@ Montreal	DND	MIN	TAXI	TAXI
Feb. 6	Montreal	DND	MIN	TAXI	TAXI
Feb. 8	Edmonton	DND	MIN	TAXI	TAXI
Feb. 9	Edmonton	DND	MIN	TAXI	TAXI
Feb. 11	@ Winnipeg	DND	MIN	TAXI	TAXI
Feb. 13	@ Winnipeg	0-0,0/0 9:53	MIN	TAXI	TAXI
Feb. 15	@ Toronto	0-0,3/-1 8:48	MIN	TAXI	TAXI
Feb. 17	@ Toronto	0-0,0/0 10:11	MIN	TAXI	TAXI
Feb. 18	@ Toronto	TAXI	MIN	0-1,1/0 11:20	TAXI
Feb. 21	Montreal	TAXI	MIN	TAXI	0-0,1/1 17:23
Feb. 23	Montreal	TAXI	MIN	TAXI	TAXI
Feb. 25	Calgary	0-1,0/1 15:48	MIN	0-0,1/1 12:02	TAXI
Feb. 27	Calgary	0-0,1/0 12:19	MIN	0-0,0/0 6:36	TAXI
March 1	Calgary	1-0,1/1 7:44	MIN	0-0,0/0 8:32	0-0,2/1 16:58
March 2	@ Montreal	0-0,2/0 11:41	MIN	TAXI	TAXI
March 4	@ Calgary	1-0,3/-1 16:34	MIN	TAXI	0-0,2/-3 17:00
March 7	@ Calgary	0-0,0/0 6:21	MIN	TAXI	TAXI
March 8	@ Edmonton	INJ	MIN	0-0,1/0 5:57	TAXI
March 10	@ Edmonton	0-0,2/0 14:49	MIN	TAXI	TAXI
March 12	@ Edmonton	INJ	MIN	TAXI	TAXI
March 14	Toronto	INJ	MIN	DND	TAXI
March 15	Vancouver	INJ	MIN	DND	TAXI
March 17	Vancouver	INJ	MIN	TAXI	TAXI
March 22	Calgary	INJ	MIN	MIN	TAXI
March 24	Calgary	INJ	TAXI	MIN	TAXI
March 25	Toronto	INJ	TAXI	MIN	0-0,1/1 10:57
April 1	Montreal	TAXI	MIN	MIN	0-0,0/0 14:50
April 3	@ Montreal	0-3,4/3 12:20	TAXI	MIN	0-1,2/2 17:44
April 5	@ Winnipeg	0-1,2/1 13:14	TAXI	MIN	0-0,1/1 15:57
April 7	Edmonton	0-0,2/0 13:06	TAXI	MIN	0-0,1/-1 13:00
April 8	Edmonton	0-0,2/0 12:05	TAXI	MIN	TAXI
April 10	@ Toronto	DND	TAXI	MIN	TAXI
April 12	Winnipeg	DND	TAXI	MIN	TRADED TO NYI
April 14	Winnipeg	DND	TAXI	MIN	
April 17	@ Montreal	DND	TAXI	MIN	
April 19	@ Calgary	DND	TAXI	MIN	
April 22	@ Vancouver	DND	TAXI	MIN	
April 24	@ Vancouver	DND	TAXI	MIN	
April 26	Vancouver	DND	TAXI	MIN	
April 28	Vancouver	DND	TAXI	MIN	
May 1	@ Montreal	DND	TAXI	MIN	
May 3	Winnipeg	DND	TAXI	MIN	
May 5	Montreal	DND	0-0,0/0 12:05	MIN	
May 8	@ Winnipeg	DND	0-0,1/1 9:24	MIN	
May 9	@ Calgary	DND	0-0,0/-2 13:17	MIN	
May 12	Toronto	0-1,1/0 13:27	0-0,0/0 8:33	MIN	

DATE	OPPONENT	NO. 57 SHANE PINTO	NO. 59 ALEX FORMENTON	NO. 62 CLARK BISHOP	NO. 63 EVGENII DADONOV
Jan.15	Toronto		MIN	MIN	0-0,0/0 15:31
Jan. 16	Toronto		MIN	MIN	0-0,3/1 14:06
Jan. 19	Winnipeg		MIN	MIN	0-1,3/0 19:57
Jan. 21	Winnipeg		MIN	MIN	0-0,1/-1 15:14
Jan. 23	@ Winnipeg		MIN	MIN	1-0,4/-1 15:33
Jan. 25	@ Vancouver		MIN	MIN	0-0,1/-1 18:16
Jan. 27	@ Vancouver		MIN	MIN	0-0,4/-1 19:01
Jan. 28	@ Vancouver		MIN	MIN	0-0,2/-1 19:08
Jan. 31	@ Edmonton		MIN	MIN	0-1,0/0 17:40
Feb. 2	@ Edmonton		MIN	MIN	0-0,2/0 15:14
Feb. 4	@ Montreal		MIN	MIN	0-0,0/-2 14:01
Feb. 6	Montreal		MIN	MIN	0-0,2/0 19:11
Feb. 8	Edmonton		MIN	MIN	1-0,2/-1 17:26
Feb. 9	Edmonton		MIN	MIN	1-0,6/1 18:37
Feb. 11	@ Winnipeg		MIN	MIN	0-0,1/-1 16:15
Feb. 13	@ Winnipeg		MIN	MIN	1-0,3/1 17:14
Feb. 15	@ Toronto		MIN	MIN	2-0,3/2 17:46
Feb. 17	@ Toronto		MIN	MIN	0-0,1/-1 15:35
Feb. 18	@ Toronto		MIN	MIN	0-0,2/0 15:19
Feb. 21	Montreal		MIN	MIN	0-0,2/-1 17:59
Feb. 23	Montreal		MIN	MIN	0-0,2/0 18:16
Feb. 25	Calgary		MIN	MIN	0-0,0/2 11:40
Feb. 27	Calgary		MIN	MIN	0-0,3/-2 16:05
March 1	Calgary		MIN	TAXI	1-0,3/1 14:21
March 2	@ Montreal		MIN	TAXI	0-0,3/-1 17:37
March 4	@ Calgary		MIN	TAXI	0-0,1/-2 16:55
March 7	@ Calgary		MIN	TAXI	0-0,0/0 13:52
March 8	@ Edmonton		MIN	TAXI	1-0,3/1 17:33
March 10	@ Edmonton		MIN	TAXI	1-0,2/-1 16:08
March 12	@ Edmonton		MIN	0-0,2/0 8:51	0-0,1/-1 15:45
March 14	Toronto		MIN	0-1,1/1 8:27	0-0,0/-1 13:28
March 15	Vancouver		MIN	0-0,2/0 7:42	0-0,4/-2 20:00
March 17	Vancouver		MIN	0-1,2/0 8:37	0-0,2/0 16:01
March 22	Calgary		MIN	0-0,0/1 8:37	0-0,0/0 16:33
March 24	Calgary		0-0,1/-1 10:00	0-0,0/-1 8:17	0-1,1/1 15:36
March 25	Toronto		1-0,3/0 12:44	0-1,1/1 8:53	0-0,1/-2 16:00
April 1	Montreal		0-0,0/0 10:43	0-0,2/-1 11:21	0-0,0/-1 16:03
April 3	@ Montreal		1-0,1/3 13:25	0-0,4/-1 12:07	2-0,2/3 13:07
April 5	@ Winnipeg		0-0,1/0 9:30	0-0,0/1 11:00	0-1,0/1 14:21
April 7	Edmonton		0-0,0/-1 12:12	0-0,2/1 10:30	0-0,1/-1 12:56
April 8	Edmonton		0-0,1/0 11:19	0-0,0/0 8:30	0-0,2/0 13:50
April 10	@ Toronto		1-0,4/1 9:03	0-0,0/0 10:16	0-1,2/0 15:10
April 12	Winnipeg	DND	0-0,2/2 16:09	TAXI	1-0,3/1 15:17
April 14	Winnipeg	DND	0-0,2/-1 13:15	TAXI	0-0,0/1 15:58
April 17	@ Montreal	0-1,0/1 9:24	0-0,1/0 13:58	TAXI	0-0,4/0 13:22
April 19	@ Calgary	0-0,1/0 10:49	0-0,0/0 12:05	TAXI	0-0,0/0 11:26
April 22	@ Vancouver	0-0,2/1 14:58	0-0,0/1 13:47	TAXI	0-0,0/0 12:21
April 24	@ Vancouver	0-0,1/0 9:38	0-0,2/0 10:40	TAXI	1-1,2/1 16:27
April 26	Vancouver	0-0,0/-1 9:37	0-0,2/-1 10:34	TAXI	0-0,1/0 14:19
April 28	Vancouver	0-1,0/1 11:53	0-2,1/1 13:11	TAXI	0-0,2/0 15:22
May 1	@ Montreal	0-1,2/1 13:59	INJ	TAXI	0-1,1/1 10:37
May 3	Winnipeg	0-0,0/0 10:06	0-0,0/0 12:02	TAXI	0-0,1/0 12:15
May 5	Montreal	1-0,4/0 15:46	1-0,3/1 13:17	TAXI	INJ
May 8	@ Winnipeg	0-2,0/3 15:07	INJ	TAXI	0-0,0/0 15:56
May 9	@ Calgary	0-0,1/-1 15:07	0-0,0/0 11:20	TAXI	0-0,0/-1 14:01
May 12	Toronto	0-1,0/1 13:51	0-0,3/1 10:39	TAXI	0-0,0/-1 12:39

DATE	OPPONENT	NO. 71	NO. 72	NO. 78	NO. 85
		CHRIS TIERNEY	THOMAS CHABOT	FILIP CHLAPIK	VITALY ABRAMOV
Jan.15	Toronto	1-0,1/2 17:31	1-0,3/4 27:12	TAXI	MIN
Jan. 16	Toronto	0-0,0/1 17:17	0-1,2/1 24:22	TAXI	MIN
Jan. 19	Winnipeg	1-0,1/-1 16:58	0-0,0/-1 24:14	TAXI	MIN
Jan. 21	Winnipeg	1-0,1/0 12:30	0-0,2/-3 20:54	TAXI	MIN
Jan. 23	@ Winnipeg	0-0,0/-1 16:08	0-0,3/-2 24:14	TAXI	MIN
Jan. 25	@ Vancouver	0-0,2/0 16:22	0-1,2/-1 22:13	TAXI	MIN
Jan. 27	@ Vancouver	0-0,0/-2 13:25	0-0,3/0 24:58	TAXI	MIN
Jan. 28	@ Vancouver	0-0,4/-1 17:19	1-0,4/-1 24:00	0-0,1/1 7:11	MIN
Jan. 31	@ Edmonton	0-1,2/-1 15:45	INJ	TAXI	MIN
Feb. 2	@ Edmonton	0-0,1/0 15:32	0-1,2/1 28:03	TAXI	MIN
Feb. 4	@ Montreal	0-1,0/2 15:20	1-1,3/-1 26:05	TAXI	MIN
Feb. 6	Montreal	0-0,0/-1 13:34	0-0,5/0 26:18	TAXI	MIN
Feb. 8	Edmonton	0-0,0/0 15:02	0-0,3/-2 25:17	MIN	MIN
Feb. 9	Edmonton	0-0,1/1 18:55	0-0,7/0 27:34	MIN	MIN
Feb. 11	@ Winnipeg	0-0,2/-3 16:58	0-0,2/-1 25:00	MIN	MIN
Feb. 13	@ Winnipeg	0-0,0/1 15:28	0-0,2/0 28:43	MIN	MIN
Feb. 15	@ Toronto	0-1,2/-1 12:37	0-2,1/2 27:58	MIN	MIN
Feb. 17	@ Toronto	0-1,1/1 13:08	0-0,1/-1 26:09	MIN	MIN
Feb. 18	@ Toronto	0-1,1/-2 12:20	INJ	MIN	MIN
Feb. 21	Montreal	0-0,1/-1 11:14	INJ	MIN	MIN
Feb. 23	Montreal	0-0,1/-3 17:24	0-1,3/-1 29:26	MIN	MIN
Feb. 25	Calgary	0-1,0/1 15:40	0-2,1/1 24:17	MIN	MIN
Feb. 27	Calgary	0-0,0/-1 12:58	0-2,5/-4 26:04	RELEASED	MIN
March 1	Calgary	0-0,2/1 18:11	0-1,2/3 22:09		MIN
March 2	@ Montreal	0-0,0/0 14:44	0-0,2/-1 26:35		MIN
March 4	@ Calgary	0-0,2/-1 13:16	0-1,3/-1 27:06		MIN
March 7	@ Calgary	0-1,3/2 21:21	0-1,1/0 28:08		MIN
March 8	@ Edmonton	0-0,1/-1 17:22	0-2,1/1 25:23		MIN
March 10	@ Edmonton	0-0,0/-1 12:38	0-0,1/-3 23:28		MIN
March 12	@ Edmonton	0-0,0/-2 15:46	1-0,2/-2 24:05		MIN
March 14	Toronto	0-1,0/1 14:46	0-0,0/-1 29:48		MIN
March 15	Vancouver	0-0,0/0 10:34	0-0,4/1 31:11		MIN
March 17	Vancouver	0-0,2/0 17:43	0-0,1/0 34:50		MIN
March 22	Calgary	1-0,1/0 17:02	0-0,2/0 30:22		TAXI
March 24	Calgary	1-0,3/1 15:55	0-1,2/0 28:03		TAXI
March 25	Toronto	0-1,1/1 14:54	0-0,2/-3 31:18		TAXI
April 1	Montreal	0-0,0/-1 15:33	0-0,4/-3 23:14		MIN
April 3	@ Montreal	0-0,2/0 15:28	0-2,1/1 23:54		MIN
April 5	@ Winnipeg	0-0,1/-2 14:10	0-0,2/0 28:07		MIN
April 7	Edmonton	0-0,1/-1 13:43	0-1,3/-1 28:41		MIN
April 8	Edmonton	0-1,1/0 12:51	0-0,6/0 32:24		MIN
April 10	@ Toronto	0-1,0/0 15:39	0-0,3/-3 27:13		MIN
April 12	Winnipeg	0-1,2/1 15:17	0-2,2/-1 29:15		MIN
April 14	Winnipeg	0-0,0/-1 12:48	0-2,2/0 26:39		MIN
April 17	@ Montreal	0-0,0/0 14:35	0-0,0/1 25:20		MIN
April 19	@ Calgary	0-0,0/0 15:16	0-0,1/2 25:48		TAXI
April 22	@ Vancouver	0-0,1/0 12:40	0-0,4/1 27:56		MIN
April 24	@ Vancouver	0-0,0/-1 13:57	0-0,6/-2 28:38		MIN
April 26	Vancouver	0-0,2/0 18:22	0-0,3/2 25:54		MIN
April 28	Vancouver	1-0,5/0 15:48	1-1,3/2 26:12		MIN
May 1	@ Montreal	0-0,1/0 17:20	1-0,31 30:16		MIN
May 3	Winnipeg	0-0,0/0 11:34	0-0,1/0 2:57		MIN
May 5	Montreal	0-1,1/1 12:31	INJ		0-0,0/0 9:38
May 8	@ Winnipeg	0-0,0/0 11:56	INJ		0-0,0/0 9:48
May 9	@ Calgary	0-0,0/0 11:22	INJ		TAXI
May 12	Toronto	DND	INJ		MIN

NO. 98		
DATE	OPPONENT	VICTOR METE
Jan.15	Toronto	
Jan. 16	Toronto	
Jan. 19	Winnipeg	
Jan. 21	Winnipeg	
Jan. 23	@ Winnipeg	
Jan. 25	@ Vancouver	
Jan. 27	@ Vancouver	
Jan. 28	@ Vancouver	
Jan. 31	@ Edmonton	
Feb. 2	@ Edmonton	
Feb. 4	@ Montreal	
Feb. 6	Montreal	
Feb. 8	Edmonton	
Feb. 9	Edmonton	
Feb. 11	@ Winnipeg	
Feb. 13	@ Winnipeg	
Feb. 15	@ Toronto	
Feb. 17	@ Toronto	
Feb. 18	@ Toronto	
Feb. 21	Montreal	
Feb. 23	Montreal	
Feb. 25	Calgary	
Feb. 27	Calgary	
March 1	Calgary	
March 2	@ Montreal	
March 4	@ Calgary	
March 7	@ Calgary	
March 8	@ Edmonton	
March 10	@ Edmonton	
March 12	@ Edmonton	
March 14	Toronto	
March 15	Vancouver	
March 17	Vancouver	
March 22	Calgary	
March 24	Calgary	
March 25	Toronto	
April 1	Montreal	
April 3	@ Montreal	
April 5	@ Winnipeg	
April 7	Edmonton	
April 8	Edmonton	
April 10	@ Toronto	CLAIMED FROM MTL
April 12	Winnipeg	0-0,0/0 9:43
April 14	Winnipeg	0-0,2/-1 14:53
April 17	@ Montreal	0-0,1/0 10:21
April 19	@ Calgary	0-0,0/1 12:58
April 22	@ Vancouver	0-0,0/0 14:06
April 24	@ Vancouver	0-0,0/1 17:55
April 26	Vancouver	0-0,1/0 16:48
April 28	Vancouver	1-0,1/1 14:26
May 1	@ Montreal	0-0,2/0 17:57
May 3	Winnipeg	0-0,1/0 23:46
May 5	Montreal	0-0,1/1 23:48
May 8	@ Winnipeg	0-1,2/1 23:30
May 9	@ Calgary	0-0,1/-1 19:08
May 12	Toronto	0-0,0/2 25:02

DATE	OPPONENT	NO. 1 MARCUS HOGBERG	NO. 30 MATT MURRAY	NO. 31 ANTON FORSBERG	NO. 32 FILIP GUSTAVSSON
Jan.15	Toronto	DNP	3/23 W 59:42		MIN
Jan. 16	Toronto	DNP	3/40 L 59:40		MIN
Jan. 19	Winnipeg	DNP	4/28 O 62:20		MIN
Jan. 21	Winnipeg	0/3 20:00	4/26 L 40:00		MIN
Jan. 23	@ Winnipeg	3/38 L 59:28	DNP		MIN
Jan. 25	@ Vancouver	DNP	7/35 L 59:54		MIN
Jan. 27	@ Vancouver	5/35 L 59:01	DNP		MIN
Jan. 28	@ Vancouver	DNP	4/25 L 59:51		MIN
Jan. 31	@ Edmonton	5/22 L 52:37	3/9 7:20		MIN
Feb. 2	@ Edmonton	4/21 L 59:54	DNP		MIN
Feb. 4	@ Montreal	DNP	2/38 W 60:00		MIN
Feb. 6	Montreal	DNP	2/32 L 59:23		MIN
Feb. 8	Edmonton	DNP	2/34 L 58:11		MIN
Feb. 9	Edmonton	3/13 L 23:53	0/9 34:54		TAXI
Feb. 11	@ Winnipeg	2/11 20:00	3/15 L 40:00		TAXI
Feb. 13	@ Winnipeg	1/31 W 60:00	INJ		DNP
Feb. 15	@ Toronto	5/38 W 61:47	INJ		TAXI
Feb. 17	@ Toronto	DNP	2/28 L 58:18		MIN
Feb. 18	@ Toronto	1/5 12:00	6/26 L 48:00		MIN
Feb. 21	Montreal	INJ	2/32 W 63:30		MIN
Feb. 23	Montreal	INJ	4/36 W 65:00		MIN
Feb. 25	Calgary	INJ	1/30 W 60:00		MIN
Feb. 27	Calgary	INJ	6/33 L 40:00		TAXI
March 1	Calgary	INJ	1/28 W 60:00		MIN
March 2	@ Montreal	INJ	DND		DNP
March 4	@ Calgary	INJ	4/11 L 20:00		MIN
March 7	@ Calgary	INJ	3/34 W 65:00		MIN
March 8	@ Edmonton	INJ	DNP		MIN
March 10	@ Edmonton	INJ	7/36 L 60:00		MIN
March 12	@ Edmonton	INJ	DNP		MIN
March 14	Toronto	INJ	INJ		MIN
March 15	Vancouver	INJ	INJ		DNP
March 17	Vancouver	INJ	INJ	CLAIMED FROM WPG	0/8 O 19:53
March 22	Calgary	INJ	INJ	DNP	1/36 W 60:00
March 24	Calgary	DND	INJ	DNP	1/29 W 59:19
March 25	Toronto	DND	INJ	3/41 O 64:42	DNP
April 1	Montreal	DND	INJ	DNP	4/38 L 60:00
April 3	@ Montreal	DND	INJ	3/38 W 60:00	DNP
April 5	@ Winnipeg	DND	INJ	4/46 L 58:27	DNP
April 7	Edmonton	3/34 L 58:30	INJ	DNP	MIN
April 8	Edmonton	DNP	INJ	2/22 L 57:17	MIN
April 10	@ Toronto	DNP	INJ	5/37 L 58:23	MIN
April 12	Winnipeg	DNP	INJ	2/26 W 59:49	MIN
April 14	Winnipeg	DND	3/35 L 58:55	DNP	MIN
April 17	@ Montreal	DND	0/23 W 60:00	DNP	MIN
April 19	@ Calgary	DND	2/28 W 60:00	DNP	MIN
April 22	@ Vancouver	DND	0/31 W 60:00	DNP	MIN
April 24	@ Vancouver	2/20 L 35:00	1/13 24:13	INJ	MIN
April 26	Vancouver	1/26 W 59:40	INJ	INJ	DNP
April 28	Vancouver	3/22 W 60:00	INJ	INJ	DNP
May 1	@ Montreal	DNP	INJ	DND	3/39 O 62:25
May 3	Winnipeg	DNP	INJ	DND	1/29 W 60:00
May 5	Montreal	DNP	INJ	1/31 W 59:50	TAXI
May 8	@ Winnipeg	DND	INJ	DNP	2/29 W 60:00
May 9	@ Calgary	DND	INJ	4/23 L 30:05	2/13 29:55
May 12	Toronto	DND	INJ	DNP	3/33 W 60:02

NO. 34		
DATE	OPPONENT	JOEY DACCORD
Jan.15	Toronto	TAXI
Jan. 16	Toronto	TAXI
Jan. 19	Winnipeg	TAXI
Jan. 21	Winnipeg	TAXI
Jan. 23	@ Winnipeg	TAXI
Jan. 25	@ Vancouver	TAXI
Jan. 27	@ Vancouver	TAXI
Jan. 28	@ Vancouver	TAXI
Jan. 31	@ Edmonton	TAXI
Feb. 2	@ Edmonton	TAXI
Feb. 4	@ Montreal	TAXI
Feb. 6	Montreal	TAXI
Feb. 8	Edmonton	TAXI
Feb. 9	Edmonton	MIN
Feb. 11	@ Winnipeg	MIN
Feb. 13	@ Winnipeg	MIN
Feb. 15	@ Toronto	DNP
Feb. 17	@ Toronto	TAXI
Feb. 18	@ Toronto	TAXI
Feb. 21	Montreal	DNP
Feb. 23	Montreal	DNP
Feb. 25	Calgary	DNP
Feb. 27	Calgary	0/5 20:00
March 1	Calgary	DNP
March 2	@ Montreal	2/32 L 59:18
March 4	@ Calgary	3/18 40:00
March 7	@ Calgary	DNP
March 8	@ Edmonton	3/37 L 57:34
March 10	@ Edmonton	DNP
March 12	@ Edmonton	6/37 L 60:00
March 14	Toronto	3/36 W 60:00
March 15	Vancouver	3/28 L 61:23
March 17	Vancouver	2/21 45:07
March 22	Calgary	INJ
March 24	Calgary	INJ
March 25	Toronto	INJ
April 1	Montreal	INJ
April 3	@ Montreal	INJ
April 5	@ Winnipeg	INJ
April 7	Edmonton	INJ
April 8	Edmonton	INJ
April 10	@ Toronto	INJ
April 12	Winnipeg	INJ
April 14	Winnipeg	INJ
April 17	@ Montreal	INJ
April 19	@ Calgary	INJ
April 22	@ Vancouver	INJ
April 24	@ Vancouver	INJ
April 26	Vancouver	INJ
April 28	Vancouver	INJ
May 1	@ Montreal	INJ
May 3	Winnipeg	INJ
May 5	Montreal	INJ
May 8	@ Winnipeg	INJ
May 9	@ Calgary	INJ
May 12	Toronto	INJ