



# MEDIA GUIDE

2011-12



# TORONTO MAPLE LEAFS 2011-12 SCHEDULE

SUN	MON	TUE	WED	THU	FRI	SAT
<b>OCT</b>						1
2	3	4	5	6 <b>MTL</b> 7:00 CBC	7	8 <b>OTT</b> 7:00 CBC
9	10	11	12	13	14	15 <b>CGY</b> 7:00 CBC
16	17 <b>COL</b> 7:00 RSN	18	19 <b>WPG</b> 7:30 TSN	20 <b>BOS</b> 7:00 TSN	21	22 <b>MTL</b> 7:00 CBC
23	24 <b>PHI</b> 7:00 LTV	25	26	27 <b>NYR</b> 7:00 TSN	28	29 <b>PIT</b> 7:00 CBC
30 <b>OTT</b> 7:30 RSN	31					
<b>NOV</b>						5 <b>BOS</b> 7:00 CBC
6	7	8 <b>FLA</b> 7:00 RSN	9	10 <b>STL</b> 8:00 TSN	11	12 <b>OTT</b> 7:00 CBC
13	14	15 <b>PHX</b> 7:00 RSN	16	17 <b>NSH</b> 8:00 LTV	18	19 <b>WSH</b> 7:00 CBC
20 <b>CAR</b> 5:00 LTV	21	22 <b>TBL</b> 7:30 RSN	23	24	25 <b>DAL</b> 8:30 RSN	26
27 <b>ANA</b> 8:00 RSN	28	29	30 <b>BOS</b> 7:00 TSN			
<b>DEC</b>						3 <b>BOS</b> 7:00 CBC
4	5 <b>NYR</b> 7:00 LTV	6 <b>NJD</b> 7:00 RSN	7	8	9 <b>WSH</b> 7:00 RSN	10
11	12	13 <b>CAR</b> 7:00 RSN	14	15	16 <b>BUF</b> 7:30 TSN	17 <b>VAN</b> 7:00 CBC
18	19 <b>LAK</b> 7:00 RSN	20	21	22 <b>BUF</b> 7:00 LTV	23 <b>NYI</b> 7:00 TSN	24
25	26	27 <b>FLA</b> 7:30 RSN	28	29 <b>CAR</b> 7:00 LTV	30	31 <b>WPG</b> 7:00 CBC
<b>JAN</b>						7 <b>DET</b> 7:00 CBC
1	2	3 <b>TBL</b> 7:00 RSN	4	5 <b>WPG</b> 7:00 LTV	6	7 <b>NYR</b> 7:00 CBC
8	9	10 <b>BUF</b> 7:00 RSN	11	12	13 <b>BUF</b> 7:30 TSN	14 <b>MTL</b> 7:00 CBC
15	16	17 <b>OTT</b> 7:00 RSN	18	19 <b>MIN</b> 7:00 TSN	20	21 <b>MTL</b> 7:00 CBC
22	23 <b>NYI</b> 7:00 LTV	24 <b>NYI</b> 7:00 RSN	25	26	27	28
29	30	31 <b>PIT</b> 7:00 TSN				
<b>FEB</b>						4 <b>OTT</b> 7:00 CBC
5	6 <b>EDM</b> 7:00 RSN	7 <b>WPG</b> 8:30 RSN	8	9 <b>PHI</b> 7:00 TSN	10	11 <b>MTL</b> 7:00 CBC
12	13	14 <b>CGY</b> 9:00 RSN	15 <b>EDM</b> 10:00 LTV	16	17	18 <b>VAN</b> 7:00 CBC
19	20	21 <b>NJD</b> 7:00 RSN	22	23 <b>SJS</b> 7:00 TSN	24	25 <b>WSH</b> 7:00 CBC
26	27	28 <b>FLA</b> 7:00 RSN	29 <b>CHI</b> 8:00 TSN			
<b>MAR</b>						3 <b>MTL</b> 7:00 CBC
4	5	6 <b>BOS</b> 7:00 RSN	7 <b>PIT</b> 7:30 TSN	8	9	10 <b>PHI</b> 7:00 CBC
11 <b>WSH</b> 5:00 RSN	12	13 <b>FLA</b> 7:30 RSN	14	15 <b>TBL</b> 7:30 LTV	16	17 <b>OTT</b> 7:00 CBC
18	19 <b>BOS</b> 7:00 RSN	20 <b>NYI</b> 7:00 RSN	21	22	23 <b>NJD</b> 7:00 LTV	24 <b>NYR</b> 7:00 CBC
25	26	27 <b>CAR</b> 7:00 RSN	28	29 <b>PHI</b> 7:00 TSN	30	31 <b>BUF</b> 7:00 CBC
<b>APR</b>						7 <b>MTL</b> 7:00 CBC
1	2	3 <b>BUF</b> 7:00 RSN	4	5 <b>TBL</b> 7:00 LTV	6	7 <b>MTL</b> 7:00 CBC
8	9	10	11	12	13	14
15	16	17	18	19	20	21
22	23	24	25	26	27	28
29	30					

ALL START TIMES EASTERN

ALL GAMES ARE BROADCAST ON TALK RADIO AM 640



LTV - LEAFS TV (12 GAMES)

TSN - THE SPORTS NETWORK (17 GAMES)

HOME GAMES

CBC - (24 GAMES)

RSN - ROGERS SPORTSNET (29 GAMES)


ROAD GAMES



# BOARD OF DIRECTORS



LAWRENCE M. TANENBAUM  
Chairman of the Board  
NHL Governor



ROBERT G. BERTRAM



JANE ROWE



GLEN SILVESTRI  
Alternate  
NHL Governor



ASHVIN MALKANI



DALE H. LASTMAN  
Alternate  
NHL Governor



RICHARD PEDDIE  
Alternate  
NHL Governor

## LEAFS MANAGEMENT

Leafs 2011-12 Schedule .....	IFC
Board of Directors .....	1
Contents .....	2
Directory .....	4
Lawrence M. Tanenbaum .....	8
Richard A. Peddie .....	10
Brian Burke .....	12
Ron Wilson .....	14
Hockey Operations .....	16
Scouting Staff .....	22
Elite Leadership Team .....	23
Hockey Staff .....	24
Community Partnerships Staff .....	25
Team Up Foundation Staff .....	25
In the Community .....	26
Luke's Troops .....	30
Alumni Association .....	32

## THE PLAYERS

Colby Armstrong .....	38
Keith Aulie .....	40
Tyler Bozak .....	42
Mike Brown .....	44
Tim Connolly .....	46
Philippe Dupuis .....	48
Cody Franson .....	50
Mikhail Grabovski .....	52
Carl Gunnarsson .....	54
Jonas Gustavsson .....	56
Phil Kessel .....	58
Mike Komisarek .....	60
Nikolai Kulemin .....	62
John-Michael Liles .....	64
Matthew Lombardi .....	66
Joffrey Lupul .....	68
Clarke MacArthur .....	70
Colton Orr .....	72
Dion Phaneuf .....	74
James Reimer .....	78
Jay Rosehill .....	80
Luke Schenn .....	82
Jesse Blacker .....	84
Darryl Boyce .....	85
Tyler Brenner .....	86
Luca Caputi .....	87
Joe Colborne .....	88
Joey Crabb .....	89
Jerry D'Amigo .....	90
Josh Engel .....	91
Jeff Finger .....	92
Matt Frattin .....	93
Jake Gardiner .....	94
Richard Greenop .....	95
Simon Gysbers .....	96
Ryan Hamilton .....	97
Korbinian Holzer .....	98
Nazem Kadri .....	99
Matt Lashoff .....	100
Juraj Mikus .....	101
Dale Mitchell .....	102
Marcel Mueller .....	103
Jussi Rynnäs .....	104
Greg Scott .....	105
Ben Scrivens .....	106
Kelsey Wilson .....	107
Mike Zigomanis .....	108
Players in the System .....	110

2011-12 Player Personnel .....	114
All-Time Draft Choices .....	116

## 2010-11 REVIEW

2010-11 Game-By-Game Results .....	122
2010-11 Player Game-By-Game Results .....	124
2010-11 Transactions .....	128
2010-11 Individual Records .....	130
2010-11 Team Records .....	131
2010-11 Regular Season Scoring .....	132
2010-11 Shootout Statistics .....	133
Last Time The Leafs .....	134
2010-11 Miscellaneous Statistics .....	136
NHL Team Standings / League Leaders .....	137

## OPPONENTS

Leafs vs. Anaheim Ducks .....	140
Leafs vs. Atlanta Thrashers .....	141
Leafs vs. Boston Bruins .....	142
Leafs vs. Buffalo Sabres .....	143
Leafs vs. Calgary Flames .....	144
Leafs vs. Carolina Hurricanes .....	145
Leafs vs. Chicago Blackhawks .....	146
Leafs vs. Colorado Avalanche .....	147
Leafs vs. Columbus Blue Jackets .....	148
Leafs vs. Dallas Stars .....	149
Leafs vs. Detroit Red Wings .....	150
Leafs vs. Edmonton Oilers .....	151
Leafs vs. Florida Panthers .....	152
Leafs vs. Los Angeles Kings .....	153
Leafs vs. Minnesota Wild .....	154
Leafs vs. Montreal Canadiens .....	155
Leafs vs. Nashville Predators .....	156
Leafs vs. New Jersey Devils .....	157
Leafs vs. New York Islanders .....	158
Leafs vs. New York Rangers .....	159
Leafs vs. Ottawa Senators .....	160
Leafs vs. Philadelphia Flyers .....	161
Leafs vs. Phoenix Coyotes .....	162
Leafs vs. Pittsburgh Penguins .....	163
Leafs vs. St. Louis Blues .....	164
Leafs vs. San Jose Sharks .....	165
Leafs vs. Tampa Bay Lightning .....	166
Leafs vs. Vancouver Canucks .....	167
Leafs vs. Washington Capitals .....	168
NHL Team Directories .....	170

## HISTORY

A Brief History of the	
Toronto Maple Leaf Hockey Club .....	174
Record Year-By-Year .....	178
Opening Night History .....	180
All-Time Home & Road Records .....	182
Leadership .....	183
Stats and Game Results Year-by-Year .....	184
All-Time Player Roster .....	278
All-Time Goaltender Roster .....	290
Goaltending Records .....	292
All-Time Scoring Leaders .....	295
Individual Leaders Year by Year .....	296
All-Time Stats Leaders .....	298
Team Records (Season) .....	302
Team Records (Game) .....	304
Team Records (Period) .....	306
Team Records (Career) .....	307
Individual/Goaltending Records (Career) .....	308
Individual Records (Season) .....	309

Individual/Goaltending Records (Season) .....	310
Individual Records (Game/Period) .....	311
Individual/Goaltending Rookie Records .....	312
All-Time Hat Tricks .....	314
All-Time Opponents Hat Tricks .....	318
All-Time Penalty Shots .....	322
All-Time Shootout Results .....	324
Game-By-Game Overtime Results .....	326
Wins with 10 or more goals .....	330
Largest Margins of Defeat (Since 1981) .....	332
Team Streaks and Records for	
Toronto Franchise .....	332
Postponed Games Since 1951-52/	
New Year's Day Record .....	334
All-Time Player Transactions .....	335
This Date in Leafs History .....	342
Conn Smythe Trophy .....	345
Trophy Winners .....	346
NHL Awards .....	348
All-Star Game Participation .....	349
All-Stars .....	350
All-Time Sweater Numbers .....	352
Hockey Hall of Fame Inductees .....	356
Uniform History .....	360

## MAPLE LEAFS FOREVER

The Story Behind the Honoured Numbers .....	366
Syl Apps .....	368
George Armstrong .....	369
Irvine "Ace" Bailey .....	370
Bill Barilko .....	371
Johnny Bower .....	372
Walter "Turk" Broda .....	373
Frank "King" Clancy .....	374
Wendel Clark .....	375
Charlie Conacher .....	376
Clarence "Hap" Day .....	377
Doug Gilmour .....	378
Tim Horton .....	379
Leonard "Red" Kelly .....	380
Ted "Teeder" Kennedy .....	381
Frank Mahovlich .....	382
Borje Salming .....	383
Darryl Sittler .....	384
Top 25 Maple Leafs of All-Time .....	385

## PLAYOFF HISTORY

All-Time Playoff Game-By-Game Results .....	388
All-Time Playoff Record by Team .....	394
Summary of Toronto Maple Leafs	
Playoff Series .....	397
All-Time Playoff Player Roster .....	398
All-Time Playoff Goaltender Roster .....	405
Individual Playoff Leaders By Year .....	406
All-Time Playoff Shutouts .....	408
All-Time Playoff Scoring Leaders .....	409
All-Time Playoff Overtime Results .....	410
Team Playoff Records (Series) .....	412
Team Playoff Records (Game) .....	414
Team Playoff Records (Period) .....	415
Individual Playoff Records (Career) .....	416
Individual Playoff Records (Season) .....	417
Individual Playoff Records (Series) .....	418
Individual Playoff Records (Game) .....	419
Individual Playoff Records (Period) .....	420
Miscellaneous Playoff Statistics .....	421

## STANLEY CUP CHAMPIONSHIPS

1918 Stanley Cup Champions .....	424
1922 Stanley Cup Champions .....	425
1932 Stanley Cup Champions .....	426
1942 Stanley Cup Champions .....	427
1945 Stanley Cup Champions .....	428
1947 Stanley Cup Champions .....	429
1948 Stanley Cup Champions .....	430
1949 Stanley Cup Champions .....	431
1951 Stanley Cup Champions .....	432
1962 Stanley Cup Champions .....	433
1963 Stanley Cup Champions .....	434
1964 Stanley Cup Champions .....	435
1967 Stanley Cup Champions .....	436
Statistics in Stanley Cup Finals .....	437

## MEDIA INFORMATION

General Media Information .....	440
Air Canada Centre .....	441
Maple Leaf Square .....	444
MasterCard Centre .....	446
2011-12 NHL Directory .....	448
2011-12 NHL Hockey Operations .....	449
2011-12 Critical Dates .....	452
How to Figure .....	454
Medical Glossary .....	455
Leafs TV / mapleleafs.com .....	458
On-Air Broadcast Team Bios .....	460

Editor-In-Chief: Pat Park

Editor: Craig Downey

Associate Editor: Aaron Gogishvili

Editorial Contributions by Trevor Van  
Knotsenburg, MLSE Design Group (Lindsay  
Carter, Matt Coyle, Andrea Hucal), Mike  
Ferriman, John Iaboni, Adam Jancelewicz,  
Rajani Kamath and Jamie Deans

Published by the Toronto Maple Leaf  
Hockey Club

Graphic Design and Layout by PixellFox  
Production Design (Marnie van der Laan)

Player Action Photos and Headshots courtesy  
of Graig Abel Photography and Getty Images  
Staff Photos by Ron Turenne and Dennis Miles

Archival Photos courtesy of the Hockey Hall  
of Fame (Craig Campbell)

Illustrations by Andrew M. Greenstein, The  
Hockey Uniform Database, nhluniforms.com

NHL Archives, Julie Young

Special thanks to Bob Waterman and Randy  
Robles of Elias Sports Bureau

Printing by Spalding Creative Communications Inc.



**PixellFox**  
Production Design  
www.pixellfox.com info@pixellfox.com  
t. 519.807.1833

Legend: new content =

## DIRECTORY

### MAPLE LEAF SPORTS & ENTERTAINMENT LTD.

50 Bay Street, Suite 500, Toronto, ON, M5J 2L2

Website: [www.theaircanadacentre.com](http://www.theaircanadacentre.com)

#### BOARD OF DIRECTORS

Lawrence M. Tanenbaum (Chairman of the Board), Robert G. Bertram, Jane Rowe, Glen Silvestri, Ashvin Malkani, Dale H. Lastman, Richard Peddie

#### MAPLE LEAF SPORTS & ENTERTAINMENT

Chairman, NHL Governor ..... Lawrence M. Tanenbaum  
 Alternate NHL Governor ..... Glen Silvestri  
 President, Chief Executive Officer and Alternate NHL Governor ..... Richard Peddie  
 Alternate NHL Governor ..... Brian Burke  
 Alternate NHL Governor ..... Dale H. Lastman  
 Executive Vice-President and Chief Operating Officer ..... Tom Anselmi  
 Executive Vice-President, Chief Financial Officer and Business Development ..... Ian Clarke  
 Executive Vice-President, Venues and Entertainment ..... Bob Hunter  
 Executive Vice-President, General Counsel and Corporate Secretary ..... Robin Brudner  
 Senior Vice-President, People ..... Mardi Walker  
 Senior Vice-President, Broadcast and Content ..... Chris Hebb  
 Senior Vice-President, Business Partnerships ..... Dave Hopkinson  
 Senior Vice-President, Finance ..... Kevin Nonomura  
 Senior Vice-President, Ticket Sales and Service ..... Beth Robertson  
 Vice-President and General Manager, Live Entertainment ..... Patti-Anne Tarlton  
 President, General Manager and Alternate NHL Governor ..... Brian Burke  
 President, General Manager, Toronto Raptors ..... Bryan Colangelo

#### TORONTO MAPLE LEAF HOCKEY CLUB

Phone: (416) 815-5700 Fax: (416) 359-9331

Team Website: [www.mapleleafs.com](http://www.mapleleafs.com)

#### MAPLE LEAFS MANAGEMENT

President, General Manager and Alternate NHL Governor ..... Brian Burke  
 Senior Vice-President of Hockey Operations ..... David Nonis  
 Vice-President of Hockey Operations ..... Dave Poulin  
 Assistant General Manager ..... Claude Loiselle  
 Senior Advisor ..... Cliff Fletcher  
 Director of Player Personnel ..... Rick Dudley  
 Head Coach ..... Ron Wilson  
 Assistant Coaches ..... Greg Cronin, Scott Gordon, Rob Zettler  
 Assistant Coach, Video ..... Chris Dennis  
 Goaltending Consultant ..... Francois Allaire  
 Skating Coach ..... Graeme Townshend  
 Director of Player Development ..... Jim Hughes  
 Player Development Coordinator ..... Bobby Carpenter  
 Sports Psychologist ..... Dana Sinclair  
 Director, Hockey and Scouting Administration ..... Reid Mitchell  
 Strength and Conditioning Coordinator ..... Anthony Belza  
 Manager, Team Services ..... Dave Griffiths  
 Video Coordinator ..... Adam Jancelewicz  
 Director of Amateur Scouting ..... Dave Morrison  
 Pro Scouts ..... Rob Cowie, Steve Kasper, Mike Penny, Tom Watt  
 Amateur Scouts ..... Scott Carter, Gary Harker, John Lilley, Garth Malarchuk, Mike Palmateer, Allan Power, George Armstrong, Pierre Rioux, Roy Stasiuk, John McMorro, Dave Starman, Darryl Stanley, Bud Stefanski  
 European Scouts ..... Thommie Bergman, Joe Gibbs, Peter Ihnacac, Nikolai Ladygin, Jari Gronstrand  
 Community Representatives ..... Wendel Clark, Darryl Sittler  
 Executive Assistant, Hockey Operations ..... Sandi Dunn  
 Executive Assistant to the President & General Manager ..... Catherine Grey

#### MAPLE LEAFS MEDICAL AND TRAINING STAFF

Head Athletic Therapist ..... Andy Playter  
 Athletic Therapist ..... Marty Dudgeon  
 Massage Therapist ..... Todd Bean  
 Equipment Manager ..... Brian Papineau  
 Assistant Equipment Managers ..... Tom Blatchford, Bobby Hastings

## DIRECTORY

Medical Director, Maple Leafs and Marlies ..... Dr. Noah Forman  
 Orthopedic Consultant ..... Dr. John Theodoropoulos  
 Team Dentists ..... Dr. Marvin Lean, Dr. Charles Goldberg

#### MAPLE LEAFS COMMUNICATIONS

Director, Media Relations ..... Pat Park  
 Manager, Media ..... Craig Downey  
 Coordinator, Media Relations ..... Aaron Gogishvili  
 Director, Corporate Communications ..... Rajani Kamath  
 Manager, Corporate Communications ..... Jamie Deans  
 Executive Assistant ..... Laura Leite  
 Head Audio Engineer ..... Courtney Ross  
 Team Photographer ..... Graig Abel

#### MLSE TEAM UP FOUNDATION

Executive Director ..... Michael Bartlett  
 Manager, Community Investment & Communications ..... Tanya Mruck  
 Manager, Fundraising ..... Jillian Svensson  
 Interim Manager, Fundraising ..... James King  
 Specialist, 50/50 Programs ..... Shellie Thomas  
 Coordinator, Communications & Charitable Partnerships ..... Alicia Erz  
 Coordinator, Community Investment ..... Bridgette Estrela  
 Coordinator, Fundraising ..... Eleanor McDonald  
 Coordinator, Fundraising ..... Jessica Lee  
 Assistant, Development ..... Kayla Foster

#### COMMUNITY & SPORTS PARTNERSHIPS

Director, Community & Sports Partnerships ..... David De Freitas  
 Coordinators, Sports Partnerships ..... Melanie Gerin-Lajoie, Rebecca Davies  
 Coordinators, Community & Player Programming ..... Jason Schwabe, Kristina Flynn  
 Coordinator, Hockey Development ..... Greg Schell

#### MAPLE LEAFS GAME PRESENTATION

Manager, Game Presentation ..... Mike Ferriman  
 Coordinators, Game Presentation ..... Taylor Dean, Fraser Gillan

#### AIR CANADA CENTRE

Senior Director, Culinary, Executive Chef ..... Robert Bartley  
 Senior Director, Corporate Partnerships ..... Jeff Deline  
 Senior Director, Executive Suite Services ..... Kristy Fletcher  
 Senior Director, Marketing ..... Shannon Hosford  
 Senior Director, Finance ..... Bob Karabatsos  
 Senior Director, Ticket Service ..... Tom McDonald  
 Senior Director and Associate General Counsel ..... Peter Miller  
 Senior Director, Ticket Sales ..... Tom Pistore  
 Senior Director, Information Technology ..... Sasha Puric  
 Senior Director, Live Entertainment & Broadcast Finance ..... Wayne Zronik  
 Director, Project Development and Building Operations ..... Dan Arts  
 Director, Media Sales ..... Anthony Attard  
 Director, Corporate Sales ..... Jordan Vader  
 Director, Executive Suite Sales ..... Lloyd Oliver  
 Director, Fan Experience ..... Vince Bozzo  
 Director, Food and Beverage/Retail Finance ..... Alldrick Britto  
 Director, Merchandising and Retail Operations ..... Jeff Budway  
 Director, Restaurants & Catering, ACC ..... Rik Ocivrik  
 Director, Security Services ..... Michael Burns  
 Director, Quick Service ..... Doug Collier  
 Director, Event Personnel ..... Brendan Costigan

Director, Labour Relations and Health and Safety .....	Les Fisher
Director, Payroll .....	Randi Jakobsen
Director, Building Operations .....	Bryan Leslie
Director, Marketing .....	Jennifer Millard
Director, Accounting .....	Joe Piruzza
Director, Venue Programming and Live Event Management .....	Tricia Silliphant
Director, Live Production and Venue Technology .....	Jim Steele
Director, Fan Loyalty .....	Caroline Wright

## TELEVISION AND RADIO BROADCAST INFORMATION

Senior Vice-President, Broadcast and Content .....	Chris Hebb
Senior Director, Content .....	Liana Bristol
Executive Producer & GM, Broadcast and Networks .....	Frank Hayward
Director, Business Development .....	Aaron Lafontaine
Director, Networks Development and Operations .....	Dale Taylor
Director, Digital .....	John McCauley
Senior Producer, Networks – Broadcast and Content .....	Mark Askin
Associate Producer, Broadcast and Content .....	Amy Shields
Executive Assistant .....	Pina Dell'Anno
Manager, Networks Production and Programming .....	Peter Papulkas
Supervising Producer, Networks .....	Jamie Arnold
Manager, Content and Broadcast Engineering .....	Drew Kikauka
Producer, Networks .....	Scott Wallace
Associate Producers, Networks .....	Amanda Fournier, Rebecca Waters, Chris McWade, Jeff Landicho, .....David Leiter, Nicole Burns, Chris Phillips
Supervisor, Operations and Facilities .....	Tom Domanski
Supervisor, Networks Programming .....	Sara Neale
Supervisor, Broadcast Resources .....	Tanya Dalla-Nora
Creative Producer .....	Ashley Boland
Talent, Leafs TV .....	Joe Bowen, Paul Hendrick, Bob McGill, Greg Millen, Andi Petrillo
AM 640, Play-By-Play .....	Joe Bowen, Dan Dunleavy (mid-week)
AM 640, Analyst .....	Jim Ralph
Television Play-By-Play .....	Joe Bowen (mid-week)
Television Analysts .....	Bob McGill, Greg Millen
Senior Writer, Digital .....	Mike Ulmer
Manager, Digital – Video and Social Content .....	Chris Clarke
Manager, Digital -, Online and Mobile Content .....	Mike Ball
Supervising Producer – Special Events and Digital Video .....	Mike Brock
Producer, Video and Social Content .....	Akil Augustine
Producer, Interactive Content and Production .....	Matthew Iaboni, Jason Satur
Creative Producer, Interactive .....	JP Lopez
Content Producer, New Media .....	Asif Hossain

## TEAM INFORMATION

Arena .....	Air Canada Centre
First Game – Air Canada Centre .....	February 20, 1999
Capacity .....	18,819
Team Colours .....	Blue and White

GO FAR

Welcome to our  
professional circle.

Over 175 destinations worldwide.



aeroplan



AIR CANADA 

A STAR ALLIANCE MEMBER 

Flights operated by Air Canada or Air Canada Express™.™Air Canada Express is a trademark of Air Canada.



**LARRY TANENBAUM**

Chairman of the Board,  
Maple Leaf Sports & Entertainment  
NHL Governor, Toronto Maple Leaf Hockey Club

Larry Tanenbaum was appointed Chairman of Maple Leaf Sports & Entertainment in July 2003. He also serves as a Governor of the NBA for the Toronto Raptors, of the NHL for the Toronto Maple Leafs and of Major League Soccer for Toronto FC. Toronto FC is the latest addition to the MLSE sports family, and began play in spring 2007 at the new 21,000 seat BMO Field located on the Exhibition grounds.

Mr. Tanenbaum was the primary force in bringing an NBA franchise to Toronto. In the early 1990's, Tanenbaum attempted to move established NBA clubs to Toronto and then, as head of the Palestra Group, he initiated the expansion process that opened the eyes of the NBA to Canada. Although he was unsuccessful in being awarded the initial expansion franchise, Tanenbaum established himself in NBA circles and the city as a legitimate NBA home.

In 1996, Mr. Tanenbaum acquired an interest in the Toronto Maple Leafs of the National Hockey League and Maple Leaf Gardens, Limited (now Maple Leaf Sports & Entertainment). With MLG's purchase of the Raptors and Air Canada Centre in February 1998, Tanenbaum fulfilled his goal of NBA and NHL ownership in Toronto under the same group.

In 2000, Mr. Tanenbaum was appointed to the Planning Committee of the NBA Board of Governors, a group that charts the course of future direction for the league. In addition to that prestigious posting, he also serves on an NBA task force comprised of players and Board members to further the league's community outreach efforts. Mr. Tanenbaum also serves on the Advisory/Finance Committee - the senior most committee of the NBA Board of Governors which considers and makes recommendations to the Board concerning a wide range of financial and league business matters.

Mr. Tanenbaum is currently Chairman and Chief Executive Officer of Kilmer Van Nostrand Co. Limited (KVN), having served as President & CEO from 1968 to 2000. Under his direction, Kilmer developed into a multi-faceted construction operation with operating divisions and subsidiaries covering road building and paving, ready-mix concrete, aggregates, heavy construction, trucking and pipe manufacturing. Through December 2000, Kilmer's road building, paving and aggregates operations were conducted through Kilmer's wholly owned subsidiary, The Warren Paving & Materials Group Limited. Mr. Tanenbaum served as Chairman of Warren, which was Canada's largest asphalt paving company. Warren's activities also included major commercial aggregates operations, liquid asphalt trading and distribution and road maintenance. In December 2000, Warren was merged into Lafarge Corporation, North America's largest diversified supplier of construction materials. As a result of this merger, Kilmer became a significant shareholder in Lafarge NA, and Mr. Tanenbaum served on the Board and chaired its Finance Committee until the 2006 buyout by Lafarge SA. Kilmer today manages infrastructure investments through Kilmer Brownfield Equity Fund LP, Quickload CEF Inc. and Host Kilmer Service Centres Inc. (ONroute).

Kilmer also has significant investments in various sports-related entities, including Insight Sports Ltd, which is a leading sports media company involved in the creation, production and broadcasting, on all platforms, of sports and related lifestyle content. Insight Sports holds equity positions in several Canadian specialty television services including The NHL Network and Score Media and owns and/or operates the World Fishing Network (WFN) and Game TV. In 2003, through Plaza Gaming and Entertainment, Kilmer invested in the charitable gaming industry in Canada. Through its operations in Ontario and BC, Plaza's facilities raise over \$20 million per year for local municipal charities.

In addition, Mr. Tanenbaum serves as Chairman of Kilmer Capital Partners, a private equity investment fund, which provides equity capital to small to mid-market companies, and is dedicated to building leading companies in partnership with management. Kilmer Capital's portfolio includes Unisync Group Ltd., Algorithme Pharma Inc., Coalision and Tribal Sportswear.

Mr. Tanenbaum served as National Revenue Chair of the Liberal Party of Canada during Prime Minister Paul Martin's term of office. He currently serves as a member of the Ontario Investment and Trade Advisory Council, and recently served as a member of the Toronto Prosperity Initiative. He has also served on the Independent Fiscal Review Panel of the City of Toronto and the Mayor's Economic Competitiveness Advisory Committee of the City of Toronto.

Mr. Tanenbaum's involvement in Community Associations includes the following: Vice-Chairman, Board of Directors, Mount Sinai Hospital - a tertiary care teaching hospital associated with the University of Toronto; Co-Chairman of the Samuel Lunenfeld Research Institute; Member, Board of Directors, Brain Canada; Member, University Council, Cornell University; Member, Honourary Board & Advisory Board, Baycrest Centre for Geriatric Care; Member, Dean's Advisory Council, Schulich School of Business, York University; Member, National Board of The Canadian Council of Christians & Jews; Member, Board of Directors, Miller Thomson Foundation; Founding Member, Canadian Council for Israel and Jewish Advocacy (CIJA), and Co-Chair, Tomorrow Campaign for UJA Federation.

In recognition of his contributions in the areas of business, philanthropy, and volunteerism, Mr. Tanenbaum was appointed an Officer of the Order of Canada on October 25, 2007. The Order of Canada is the centrepiece of Canada's honors system and represents its highest civilian award.

Mr. Tanenbaum has a Bachelor of Science degree in Economics from Cornell University (1968).







## RICHARD A. PEDDIE

President and CEO, Maple Leaf Sports & Entertainment  
Alternate NHL Governor, Toronto Maple Leaf Hockey Club

For Richard Peddie the concept of a winning organization at Maple Leaf Sports & Entertainment (MLSE) reflects winning on the ice, on the court and on the pitch and being a winner off it as well. Peddie's company vision is clear – WIN. Accordingly, the company's core values are: Excite Every Fan, Inspire Our People, be Dedicated To Our Teams, and be Leaders In Our Community.

It is a personal practice of this vision and values that has enabled Peddie to continually place his mark on the North American professional sports and entertainment scene. In his 13th year as

President and Chief Executive Officer of MLSE, Peddie, who will retire at the end of 2011, oversees all business operations related to the Maple Leafs, Raptors, Toronto FC, Marlies, the operations of Air Canada Centre, BMO Field and Ricoh Coliseum, the organization's three digital channels – Leafs TV, Raptors NBA TV and GOLTV – and Maple Leaf Square, a sports and entertainment destination adjacent to Air Canada Centre.

Peddie was named president of the Raptors on November 22, 1996, but his first foray into professional team sports came in 1993 with the Palestra Group, a consortium of local businessmen seeking to bring an NBA expansion franchise to Toronto. The group, headed by Larry Tanenbaum, current Chairman of the Board of MLSE, was unsuccessful in securing the rights to the franchise but did establish Toronto as a viable entry into the NBA marketplace. It showcased the city's overwhelming capability to support a new franchise in uncharted waters. In 1998, when the merger of Maple Leaf Gardens Limited and Toronto Raptors created Maple Leaf Sports & Entertainment Ltd. (MLSE), Peddie moved over to become the organization's president. Peddie was appointed to MLSE's Board of Directors in July 2003.

Under his vibrant leadership MLSE has become one of the premier sports and entertainment companies in the world. In 2001, MLSE became the first North American sports franchise to unveil separate television channels dedicated to coverage of its hockey and basketball entities. The stations have witnessed substantial growth in programming and viewership. In 2009, MLSE acquired GOLTV Canada, a network dedicated to soccer, to complement its existing broadcast portfolio and to support its aspiration to grow soccer in Canada. Today, MLSE is one of the largest producers of live sports broadcasts in Canada. Developing innovative digital platforms to deliver Leafs, Raptors, Marlies and Toronto FC content to fans is one of MLSE's primary initiatives for the coming years.

MLSE launched its first venture into outside building operations and management in 2004 with an agreement to lease Toronto's Ricoh Coliseum, which is now the home of the Marlies, the Leafs' AHL affiliate.

On April 19, 2005 the company announced a major expansion initiative with the development of a \$500 million Maple Leaf Square – a premier sports and entertainment destination located next to Air Canada Centre. Completed in 2010, the development's anchor brand Real Sports includes – the 1,000-seat Real Sports Bar & Grill, named the best sports bar in North America by ESPN Mobile within three months of opening and Real Sports Apparel, a 9,000 square-foot themed store for sports enthusiasts. A casual fine dining restaurant, e11even, Hôtel Le Germain Maple Leaf Square, a 168-room boutique hotel, a 48,000-square-foot store Longo's grocery store, 872 condominiums and retail/office space are also integral properties at Maple Leaf Square.

In May 2006, the organization unveiled its newest sports team – Toronto FC. Toronto FC, the 13th team in Major League Soccer and the first outside the United States, has proven to be one of the most successful start-up teams in professional sports history. Since opening play in April 2007 in the new 21,000 seat BMO Field at Exhibition Place, Toronto FC established league standards in several areas of business operation, creating a successful blueprint for subsequent MLS expansion franchises. It was runner-up to the Boston Red Sox as Sports Business Journal's Professional Sports Franchise of the Year in 2007. Pivotal to growing soccer in Canada, BMO Field

is operated by MLSE and a successful example of a private-public sector partnership between MLSE and the three levels of government. BMO Field's success has created economic growth for Exhibition Place and the City of Toronto. Its high-profile events outside of the Toronto FC games such as the FIFA Under 20 World Cup, 2008 Major League Soccer All-Star Game, 2009 Real Madrid friendly match and the 2010 MLS Cup Final have generated an economic impact of more than \$160 million for Toronto.

In 2009, MLSE unveiled two major city building initiatives. An investment of \$48 million has created a newly revitalized and expanded Air Canada Centre. Air Canada Centre now boasts multiple entry points on its west side, additional retail areas, concessions stands and a High-Definition broadcast studio all located on a multi-level spacious area known as the Atrium. The Maple Leafs and Marlies also opened their new practice and training facilities in the MasterCard Centre for Hockey Excellence, Toronto's first community arena built since 1982.

In 2011, MLSE announced another city building investment in a new soccer academy and training facility that supports the sport's development in Canada. The \$20 million facility that opens in Spring 2012 will serve as the primary practice, training and development facility for Toronto FC and its Junior and Senior Academy teams. More recently, MLSE has deepened its roots in the entertainment industry with plans to launch a new live music channel in an alliance with Live Nation and build a new concert venue in Toronto.

His accomplishments in community leadership have set an example for his company and peers through his active participation in various charity and community initiatives including serving dinner at the Yonge Street Mission, building homes for Habitat for Humanity, and helping to refurbish city-owned sports facilities including Trinity Bellwoods hockey rink. He was a pivotal force in the creation of the MLSE Team Up Foundation, which combines the philanthropic efforts of MLSE's four sports teams, strives to improve the lives of youth by building facilities, giving to sustainable programs and empowering youth through sports and recreation. The Foundation has been responsible for refurbishing more than 30 sports facilities in the Greater Toronto Area.

Prior to joining the Raptors, Peddie was President and COO of NetStar Communications, formerly Labatt Communications, the parent company for The Sports Network (TSN), Le Réseau des sports (RDS), The Discovery Channel and Dome Productions. In July 1995, he was one of the key individuals in the management-led consortium that purchased the company.

In 1989, after 19 years in the packaged goods industry, Peddie accepted the post of president and chief executive officer of the Stadium Corporation of Ontario (SkyDome). During his five years at SkyDome, he helped to host more than 1,000 events and entertain more than 29 million guests. The facility was chosen Stadium of the Year four consecutive years by the Sports and Entertainment Industry and in 1992, Peddie was honoured as the North American Facility Manager of the Year.

Peddie began his business career with Colgate Palmolive in 1970 and moved to General Foods three years later. In the spring of 1983 he was promoted to the position of president of Hostess Foods. In 1985, he left to become the president and CEO of Pillsbury Canada, and during his tenure the company displayed record growth and was recognized as one of Canada's "100 Best Companies" by The Financial Post. Peddie received the Donald B. McCaskill Award for Marketing Excellence in Canada for his efforts with Pillsbury.

A native of Windsor, Ontario, Peddie graduated from the University of Windsor in 1970 and received an honorary doctorate from the institution in 2001. Peddie accepted an invitation to teach a bachelor of commerce course in strategic leadership to fourth year students at the University of Windsor in the fall of 2002. Peddie remains one of the University's most philanthropic and active donors.





**BRIAN BURKE**

President and General Manager  
Alternate NHL Governor

Brian Burke was named the President and General Manager of the Toronto Maple Leafs on November 29, 2008. The 56-year-old Burke became the 13th General Manager in Maple Leafs history and brings over 20 years of National Hockey League experience in various roles to the franchise. Since taking over the Maple Leafs, Burke has acquired talented players such as Dion Phaneuf, Phil Kessel, John-Michael Liles, Tim Connolly and Joffrey Lupul, and has turned the hockey club into one of the youngest in the NHL. In 224 games as General Manager, the club has compiled a record of 94-98-32.

The Maple Leafs game on November 20, 2010 at Montreal marked Burke's 1000th game as a General Manager in the NHL. In 1,063 games to date as a GM in Hartford (84 games: 1992-93), Vancouver (492 games: 1998-99 to 2003-04), Anaheim (263 games: 2005-06 to 2008-09) and Toronto (224 games: 2008-09 to present), Burke has accumulated a record of 486-412-74-91.

Burke was on the U.S. National Team Advisory Committee that was charged with leading the selection of players for the U.S. Men's National Team that competed at the 2011 World Championships in Slovakia. As well, Burke was the General Manager of the 2010 U.S. Olympic Hockey Team, which won a silver medal at the 2010 Winter Olympic Games in Vancouver. In 1993, 2009 and 2010, Burke was the General Manager of the U.S. World Championships teams. On August 7, 2008, Burke was recognized for his outstanding service to hockey in the United States when he was named the recipient of the 2008 Lester Patrick Award.

Previously, Burke served as Executive Vice President and General Manager of the Anaheim Ducks from 2005 to 2008. In just over three seasons in Anaheim, Burke guided the Ducks to their first Stanley Cup (2007), first Pacific Division title (2007), and first-two 100+ point seasons (2006-07 & 2007-08). The Ducks also qualified for postseason contention in all three seasons, winning six-of-eight playoff series over that span.

Burke was ranked No. 1 by The Hockey News in the magazine's Annual GM Rankings in March of 2008, and was a finalist for The Hockey News Executive of the Year in 2006. He was named the Sporting News Executive of the Year in 2001, and was a runner-up for the same award following the 2005-06 season.

Burke joined the Ducks after a six-year stint (1998-2004) as President and General Manager of the Vancouver Canucks where he revitalized the team and the community en route to consecutive 100+ point seasons and the 2004 Northwest Division title. Under Burke's leadership, the Canucks improved their point total in four consecutive years from 1999-2003.

Since the 2000-01 season, Burke's teams have qualified for the Stanley Cup playoffs seven times, playing in 13 total postseason series. In addition, those seven clubs recorded at least 90+ points, including four 100-point seasons.

Born in Providence, Rhode Island and raised in Edina, Minnesota, Burke was named the Vice President and Director of Hockey Operations by the Vancouver Canucks in June of 1987. Burke left Vancouver to serve as General Manager of the Hartford Whalers for one season in 1992, before joining the NHL front office as Senior Vice President and Director of Hockey Operations in September of 1993. Some of his duties with the NHL included acting as chief disciplinarian by ruling on violations for on-ice player conduct, and working closely with Commissioner Gary Bettman on league direction and collective bargaining matters.

After earning his Bachelor of Arts in History from Providence College in 1977, Burke signed with the Philadelphia Flyers prior to the 1977-78 season and won a Calder Cup Championship with the Flyers' American Hockey League affiliate, the Maine Mariners. He then returned to school and graduated from Harvard Law in 1981. Burke practiced law in Boston for the next six years, representing professional hockey players until joining the Canucks in 1987. Brian resides with his wife Jennifer and has five children: Katie, Patrick, Molly, Mairin and Gracie.



**BRIAN BURKE'S RECORD AS A GENERAL MANAGER**

			REGULAR SEASON								PLAYOFFS			
YEAR	TEAM	LGE	G	W	L	T	OTL	PTS	%	G	W	L	%	
1992-93	Hartford	NHL	84	26	52	6	--	58	0.345	--	--	--	--	
	United States	WC	--	--	--	--	--	--	--	--	--	--	--	
1998-99	Vancouver	NHL	82	23	47	12	--	58	0.354	--	--	--	--	
1999-00	Vancouver	NHL	82	30	29	15	8	83	0.506	--	--	--	--	
2000-01	Vancouver	NHL	82	36	28	11	7	90	0.549	4	0	4	0.000	
2001-02	Vancouver	NHL	82	42	30	7	3	94	0.573	6	2	4	0.333	
2002-03	Vancouver	NHL	82	45	23	13	1	104	0.634	14	7	7	0.500	
2003-04 <sup>A</sup>	Vancouver	NHL	82	43	24	10	5	101	0.616	7	3	4	0.429	
2005-06	Anaheim	NHL	82	43	27	--	12	98	0.598	16	9	7	0.563	
2006-07**	Anaheim	NHL	82	48	20	--	14	110	0.671	21	16	5	0.762	
2007-08	Anaheim	NHL	82	47	27	--	8	102	0.622	6	2	4	0.333	
2008-09	Anaheim	NHL	17	9	7	--	1	19	0.559	--	--	--	--	
	Toronto	NHL	60	27	26	--	7	61	0.565	--	--	--	--	
2009-10	United States	WC	8	3	3	0	2	--	--	--	--	--	--	
	Toronto	NHL	82	30	38	--	14	74	0.451	--	--	--	--	
	United States	OLY	6	5	0	0	1	--	--	--	--	--	--	
	United States	WC	6	2	3	0	1	--	--	--	--	--	--	
2010-11	Toronto	NHL	82	37	34	--	11	85	0.518	--	--	--	--	
	NHL TOTALS		1063	486	412	74	91	1137	0.535	74	39	35	0.527	

<sup>\*</sup>Division Champion

<sup>\*\*</sup>Won Stanley Cup





## RON WILSON Head Coach

Ron Wilson was named the 27th head coach in Toronto Maple Leafs history on June 10, 2008. In his first three seasons in Toronto, the Maple Leafs compiled a record of 101-107-38. Among active NHL coaches, the 55-year-old currently sits first in all-time games coached (1337) and all-time wins (619). On January 11, 2011 at San Jose, Wilson became the seventh coach in NHL history to record 600 career wins, when the Maple Leafs defeated the Sharks 4-2. Wilson previously held NHL head coaching duties with Anaheim, Washington, and San Jose.

Throughout his professional and amateur career, Wilson has enjoyed a long-standing relationship with USA Hockey. Wilson was the head coach of the U.S. Olympic Hockey Team that won the silver medal at the 2010 Winter Olympic Games in Vancouver. Wilson has coached the U.S. National team three times at the World Championships (1994, 1996 & 2009), advancing to the semifinals in each tournament. He led Team USA to the gold medal in 1996 at the inaugural World Cup of Hockey and he coached the team again at the 2004 tournament. Wilson also served as head coach for Team USA at the 1998 Nagano Winter Olympics.

Under Wilson's guidance, the San Jose Sharks were the only NHL team to have won at least one playoff round from 2003-04 to 2007-08. In his first four full seasons behind the Sharks bench, the team advanced to the Western Conference Final for the first time ever in 2004, and reached the Conference Semifinals in 2006, 2007 and 2008. His Sharks teams garnered two Pacific Division championships (2004 and 2008); twice finished second in their division, and twice posted the second-best point total in the conference. Between 2003-04 and 2007-08, no team appeared in more Stanley Cup playoff rounds (nine) other than the Detroit Red Wings (10). Wilson's team had the third-most NHL playoff series victories (five) behind Detroit (seven) and Anaheim (six) during that time.

With a record of 206-134-45 (W-L-O/T) Wilson surpassed Darryl Sutter as the Sharks' all-time wins leader on March 1, 2008. He is also the team's leader in postseason games coached with a 28-24 mark in 52 playoff games.

Wilson coached the Washington Capitals from 1997 until 2002 where he compiled a record of 192-167-51. His tenure in the United States' capital was highlighted by the team's only trip to the Stanley Cup Final in 1998.

Prior to spending five seasons with the Capitals, Wilson had served as the first head coach of the expansion Mighty Ducks of Anaheim in 1993, and he led the team to the post-season for the very first time in 1996-97.

In 15 NHL full seasons (minimum 82 games in a season) as head coach, Wilson's teams have reached the post-season eight times; won four division titles; won one playoff conference title; reached at least 90 points seven times; reached at least 100 points four times; reached at least 40 wins seven times; and reached 50 wins once (51 in 2006-07).

Wilson was a seventh-round selection of the Toronto Maple Leafs (132nd overall) in the 1975 NHL Amateur Draft. He made his NHL debut by playing in 13 games for Toronto in 1977-78, followed by 46 games in 1978-79 and five games in 1979-80. He recorded seven goals and 15 assists to go along with six penalty minutes in 64 total games with the Blue and White. He recorded a goal and three assists in six career Maple Leafs playoff games. In 117 career NHL games as a player with Toronto and Minnesota, Wilson recorded 26 goals and 67 assists for 93 points. In 2010, Wilson was named one of the top 50 ECAC players of all-time for his outstanding career from 1973-77 at Providence College.

Wilson is one of 15 individuals that have both played for the Maple Leafs and then went on to coach at least one game for the Original Six franchise.

Born in Windsor, Ontario, Ron is the son of Larry Wilson and the nephew of Johnny Wilson, both former players on Stanley Cup winning teams from Detroit.

Ron, and his wife Maureen, have two daughters Lauren and Kristen, and two granddaughters Riley and Kingsley.

## RON WILSON'S HEAD COACHING RECORD

YEAR	TEAM	LGE	G	W	L	T	OTL	PTS	%	PLAYOFFS			
										G	W	L	%
1993-94	Anaheim	NHL	84	33	46	5	--	71	0.423	--	--	--	
	United States	WC	8	4	4	0							
1994-95	Anaheim	NHL	48	16	27	5	--	37	0.385	--	--	--	
1995-96	Anaheim	NHL	82	35	39	8	--	78	0.476	--	--	--	
	United States	WCup	7	6	1	0							
	United States	WC	8	5	3	0							
1996-97	Anaheim	NHL	82	36	33	13	--	85	0.518	11	4	7	0.364
1997-98**	Washington	NHL	82	40	30	12	--	92	0.561	21	12	9	0.571
	United States	OLY	4	1	3	0							
1998-99	Washington	NHL	82	31	45	6	--	68	0.415	--	--	--	
1999-00^	Washington	NHL	82	44	24	12	2	102	0.622	5	1	4	0.200
2000-01^	Washington	NHL	82	41	27	10	4	96	0.585	6	2	4	0.333
2001-02	Washington	NHL	82	36	33	11	2	85	0.518	--	--	--	
2002-03	San Jose	NHL	57	19	25	7	6	51	0.447	--	--	--	
2003-04^	San Jose	NHL	82	43	21	12	6	104	0.634	17	10	7	0.588
	United States	WCup	5	2	3	0							
2005-06	San Jose	NHL	82	44	27	0	11	99	0.604	11	6	5	0.545
2006-07	San Jose	NHL	82	51	26	0	5	107	0.652	11	6	5	0.545
2007-08^	San Jose	NHL	82	49	23	0	10	108	0.659	13	6	7	0.460
2008-09	Toronto	NHL	82	34	35	0	13	81	0.494	--	--	--	
	United States	WC	8	3	3	0	2						
2009-10	Toronto	NHL	82	30	38	0	14	74	0.451	--	--	--	
	United States	OLY	6	5	0	0	1						
2010-11	Toronto	NHL	82	37	34	--	11	85	0.518				
<b>NHL TOTALS</b>			<b>1337</b>	<b>619</b>	<b>533</b>	<b>101</b>	<b>84</b>	<b>1423</b>	<b>0.532</b>	<b>95</b>	<b>47</b>	<b>48</b>	<b>0.490</b>

^Division Champion

\*\*Eastern Conference Playoff Champion

## WILSON SITS FIRST AMONG ACTIVE NHL COACHES IN GAMES AND WINS

Maple Leafs' head coach Ron Wilson's 1337 NHL games coached and 619 wins rank him sixth and seventh all-time, and first among active NHL coaches respectively in both categories. The charts listed below are as at the start of the 2011-12 season.

COACH	GAMES
1. Scotty Bowman	2141
2. Al Arbour	1607
3. Dick Irvin	1449
4. Pat Quinn	1399
5. Mike Keenan	1386
6. <b>*Ron Wilson - TOR</b>	<b>1337</b>
T-7. *Jacques Martin - MTL	1262
T-7. Jacques Lemaire	1262
9. Bryan Murray	1239
10. Billy Reay	1102

COACH	WINS
1. Scotty Bowman	1244
2. Al Arbour	782
3. Dick Irvin	692
4. Pat Quinn	685
5. Mike Keenan	672
6. Bryan Murray	620
7. <b>*Ron Wilson - TOR</b>	<b>619</b>
8. Jacques Lemaire	617
9. *Jacques Martin - MTL	600
10. Billy Reay	542

\*Active





**DAVID  
NONIS**

Senior  
Vice-President  
of Hockey  
Operations

David Nonis was named the Toronto Maple Leafs' senior vice president of hockey operations on December 6, 2008. Nonis also serves as the general manager of the Toronto Marlies, the American Hockey League affiliate of the Maple Leafs.

Nonis, 45, most recently was the general manager of Canada's National Men's Team for the 2011 IIHF World Championship in Slovakia. Team Canada finished fifth in the tournament and featured current Maple Leaf players Dion Phaneuf, James Reimer and Luke Schenn. Nonis' appointment as general manager marked his first experience with Hockey Canada.

Prior to joining the Maple Leafs, Nonis was the Anaheim Ducks' senior advisor of hockey operations and held that position since June 20, 2008. In the previous four years he was the senior vice president and general manager of the Vancouver Canucks. He joined the Canucks in 1998 as senior vice president, director of hockey operations after serving four seasons as the National Hockey League's manager of hockey operations. With the NHL, Nonis helped craft the 1994 Collective Bargaining Agreement and worked with the league's arbitration team, assisting clubs in preparing for arbitration, researching salaries and interpreting contract language.

A native of Burnaby, British Columbia, Nonis played hockey for the University of Maine where he served as captain for two seasons, leading his team to back-to-back NCAA championship tournaments and graduating with a B.A. in 1988. He played one season professionally in Denmark before returning to Maine in 1989 to serve on the coaching staff of his alma mater. He earned his M.B.A. from Maine in 1990 before joining the Vancouver Canucks staff that year working with corporate contracts, computer scouting and team services. Nonis became the Canucks' chief negotiator of player contracts and assumed responsibility for Vancouver's minor league affiliate agreement with the Manitoba Moose of the American Hockey League. He directed all areas of the Canucks' hockey operations department before being tapped as the ninth, and youngest-ever, general manager of the club May 6, 2004.



**DAVE  
POULIN**

Vice-President  
of Hockey  
Operations

Dave Poulin was named the Toronto Maple Leafs vice-president of hockey operations on July 23, 2009. Poulin previously worked in a scouting capacity under Brian Burke while with Anaheim in 2006-07 and at the beginning of the 2008-09 season.

Poulin played in 724 career NHL games and he scored 205 goals and added 325 assists for 530 points. He originally signed as a free agent with the Philadelphia Flyers late in the 1982-83 season and then appeared in 16 games with the Maine Mariners of the American Hockey League (AHL). He joined the Flyers later that year and then went on to play the next 12 seasons in the NHL with the Flyers, Boston Bruins and Washington Capitals before retiring at the conclusion of the 1994-95 campaign.

The Timmins, Ontario native served as the captain during his time with all three NHL teams, was selected to the All-Star Game three times, and he played in the Stanley Cup Final on three occasions. He is a member of the Flyers Hall of Fame and he captured the 1986-87 Frank J. Selke Trophy ('top NHL defensive forward') and the King Clancy Memorial Trophy ('leadership qualities on and off the ice') in 1992-93.

Poulin, 52, played four seasons of college hockey and earned his B.B.A. at the University of Notre Dame from 1978 to 1982. Thirteen years later he returned as the head coach at his alma mater and led the team to its first NCAA tournament experience. After 10 seasons, he stepped down to take on the new challenge at Notre Dame as Assistant Athletic Director in a development capacity. After occupying the role for two years he joined Reilly Partners, an executive search firm located in Chicago, as a managing director and partner in 2007.



**CLAUDE  
LOISELLE**

Assistant  
General  
Manager

Claude Loiselle was appointed to the position of Assistant General Manager of the Toronto Maple Leafs on June 1, 2010.

Loiselle's responsibilities include; collective bargaining related duties, various contract negotiations, salary arbitration and cap management.

Loiselle, 48, previously served as Assistant General Manager of the Tampa Bay Lightning from 2005 to 2009, and General Manager of the American Hockey League's (AHL) Norfolk Admirals during the 2007-08 season. Prior to that, he spent seven years as Associate Director of Hockey Operations for the NHL and was involved in salary arbitration, discipline and collective bargaining, while also serving as the liaison on hockey operation matters between the NHL and the AHL.

The Ottawa native played 13 seasons in the NHL from 1981-82 to 1993-94. In 616 career games with the Red Wings, Devils, Nordiques, Maple Leafs and Islanders, Loiselle recorded 92 goals, 117 assists and 1,149 minutes in penalties. He also competed in 41 career NHL playoff games and was a member of two Patrick Division Championship teams (New Jersey-1988; Islanders-1993). Loiselle played with the Ontario Hockey League's Windsor Spitfires and won a Calder Cup in 1986 as a member of the AHL's Adirondack Red Wings before embarking on his NHL career.

A second round draft choice, 23rd overall, of the Detroit Red Wings in the 1981 Entry Draft, Loiselle would join the Maple Leafs on March 5, 1991. He collected seven goals and 10 assists with 104 penalty minutes in 71 games through parts of two seasons with the Blue and White.

Loiselle earned his law degree from McGill University in 1998, the same year he was admitted to the New York State Bar.



**CLIFF  
FLETCHER**

Senior  
Advisor

Cliff Fletcher, who was inducted into the Hockey Hall of Fame in the Builder category in 2004, brings more than 50 years of experience to the Maple Leafs. He rejoined the Maple Leafs on January 22, 2008 as general manager and the team fashioned a record of 17 wins, 13 losses and three overtime/shootout losses after his arrival to finish the 2007-08 season. Fletcher became the hockey club's senior advisor upon the naming of Brian Burke as president and general manager of the Maple Leafs on November 29, 2008.

Fletcher took over an underachieving Maple Leafs franchise on July 1, 1991 as chief operating officer, president and general manager and presided over a turnaround that saw the team advance to the conference finals (1993 and 1994) for the first time since 1978. He was chosen "Man of the Year" and "Executive of the Year" in 1993 by The Hockey News. Fletcher and the team parted ways May 24, 1997.

A native of Montreal, Quebec, Fletcher was a scout with the Montreal Canadiens for 10 years beginning in 1956 under legendary Sam Pollock. He later became the general manager of the Verdun Blues junior hockey team. Fletcher served as a scout and assistant general manager with the St. Louis Blues from 1966-72 before being named general manager of the expansion Atlanta Flames in 1972.

Fletcher was the Flames' general manager in the team's first 19 years of existence. He oversaw the beginning of the Atlanta Flames franchise in 1972, and in 1980, he organized the transfer of the franchise to Calgary. In 11 seasons with Calgary, the team won two President's Trophies, two Campbell Conference crowns and two Smythe Division titles. In 1989, the Flames defeated the Canadiens to capture the Stanley Cup on Montreal Forum ice.

In 1999 Fletcher served as senior advisor to the general manager of the Tampa Bay Lightning for two seasons. He joined the Phoenix Coyotes in February 2001 as general manager and executive vice president, moving up to senior executive vice president of hockey operations the following year. He and the club's general manager were relieved of their duties in Phoenix in April 2007.

Fletcher's stature in hockey led to his place on the Hockey Hall of Fame's Selection Committee. He served seven seasons as one of the 18 members on the committee before stepping down in 2002-03.



**RICK DUDLEY**

Director,  
Player  
Personnel

Rick Dudley joined the Toronto Maple Leafs organization on June 24, 2011 and was appointed the position of Director, Player Personnel. He brings more than 40 years of experience in professional hockey as a player, coach and executive to the organization.

Prior to coming to the Leafs organization, Dudley was with the Atlanta Thrashers beginning as the associate general manager in June of 2009 and was promoted to the position of general manager on April 14, 2010. He held that position with the Thrashers until the team moved to Winnipeg in the spring of 2011.

Dudley, 62, joined Atlanta after five years with the Chicago Blackhawks, where he served as the team's assistant general manager for the last three seasons. Before joining the Blackhawks in 2004, Dudley served as the general manager of the Florida Panthers for two seasons from 2002-03 to 2003-04. With the Panthers, he guided the team to improved records both seasons while drafting players such as Jay Bouwmeester and Nathan Horton. From 1999-00 to 2001-02, Dudley was the Tampa Bay Lightning's general manager. Prior to joining the Lightning, Dudley served as the general manager of the Ottawa Senators for one season in 1998-99. Dudley was the general manager for the Detroit Vipers of the former International Hockey League for four seasons before joining the Senators. With the Vipers, Dudley led the team to a 200-93-35 record and the 1997 Turner Cup championship. Overall, as a general manager he has led his teams to the league finals eight times and won four championships in the American Hockey League, IHL and ECHL. Dudley also had a lengthy and successful record as a head coach in both the NHL and minor leagues. He spent two-and-a-half seasons as a head coach of the Buffalo Sabres from 1989-90 to 1991-92, posting an 85-72-31 record while leading them to the playoffs twice. During the 2003-04 season, he spent 40 games behind the bench of the Florida Panthers.

The Toronto native played seven NHL seasons with Buffalo and Winnipeg, recording 174 points (75 goals, 99 assists) in 309 games. He also played in 270 World Hockey Association games over four seasons with the Cincinnati Stingers, where he earned 277 points (131 goals, 146 assists) and tallied back-to-back 40-goal seasons in 1975-76 and 1976-77.



**GREG CRONIN**

Assistant  
Coach

Greg Cronin enters his first season as an assistant coach with the Maple Leafs.

Cronin, 48, brings a wealth of professional and collegiate coaching experience to the Maple Leafs. Most recently, he completed his sixth season as head coach of Northeastern University. He led the team to their first consecutive seasons of posting a .500 record or better since the 1993-94 and 1994-95 seasons. He served as the head coach of the American Hockey League's (AHL) Bridgeport Sound Tigers from 2003 to 2005, following a five-year stint as an assistant coach with the New York Islanders from 1998 to 2003.

The native of Boston, Massachusetts was an assistant coach for Team USA's entries at the 1997 and 2011 World Hockey Championship. In addition, he served as an assistant coach for two U.S. National Junior Teams (1997-98) and earned a silver medal with Team USA at the 1997 IIHF World Junior Championship. Cronin's coaching background also includes assistant coaching and interim head coach posts for both the University of Maine and Colorado College. He played four years at Colby College from 1982-86 and he spent the 1987-88 season as an assistant coach at his alma mater. Cronin played an integral role in the institution of USA Hockey's National Team Development Program by serving at the helm of the inaugural National Under-18 team in 1997-98.



**SCOTT GORDON**

Assistant  
Coach

Scott Gordon enters his first season as an assistant coach with the Maple Leafs.

Gordon, 48, is a former head coach of the New York Islanders (2008-10) and the U.S. National Team in 2010 and 2011. He was an assistant coach on Ron Wilson's silver-medal winning U.S. Olympic Team in 2010. A former goaltender, Gordon's international resume also includes his participation as a player for his home country in the 1992 Winter Olympics in Albertville, France.

Gordon earned the Louis A.R. Pieri Memorial Award as the American Hockey League's 'Coach of the Year' in 2007-08 as the Providence Bruins registered an AHL-best 55-18-3 record. He originally joined Providence as an assistant in 2000 and ascended to the head coach position near the end of the 2002-03 campaign. He fashioned a record of 221-141-20-27 (W-L-T-OT/SOL) in the five seasons running the bench of Providence.

Gordon's coaching career began with the International Hockey League's (IHL) Atlanta Knights from 1994 to 1996 and another two with that league's Quebec Rafales. He has the distinction of being the IHL's youngest head coach in their league's history when he became the bench boss of the Knights on January 5, 1996 at the age of 32. He is also a former coach of the ECHL's Roanoke Express (1998-99).

A native of Easton, Massachusetts, Gordon was a goaltender for Boston College from 1982 to 1986, posting a career mark of 64-35-3. He's a former Hockey East First-Team All-Star in 1986 and he played a huge role in the Eagles' first place finish in the ECAC East Region in 1983-84. The Eagles would go on to first-place finishes in 1984-85 and 1985-86.

Gordon signed with the Quebec Nordiques in 1986-87. He made his NHL debut in 1989-90 with Quebec and he played a total of 23 NHL games, all with the Nordiques. He retired as a player following the 1993-94 season.



**ROB ZETTLER**

Assistant  
Coach

Rob Zettler enters his fourth season as an assistant coach with the Maple Leafs.

Zettler, 43, spent six seasons (2002-08) as an assistant coach with Ron Wilson's staff on the San Jose Sharks. He spent parts of the final three years of his career playing for Wilson in Washington, prior to joining the San Jose coaching staff.

In 2002, following his retirement, Zettler returned to San Jose as the Sharks radio hockey analyst. He also helped create the Sharks Alumni Association, in addition to assisting The Sharks Foundation and the team's Fan Development Department with its programs, clinics and events.

Zettler became one of the first professional sports coaches to receive certification from the Positive Coaching Alliance, an organization dedicated to using sports as a character-building experience based in Stanford, California. In the summer of 2007 he created Zettler Pro Hockey Camps, a week-long camp in South Lake Tahoe for youngsters ages 8-11.

The Sept. 1les, Quebec native played 14 seasons in the NHL for Minnesota, San Jose, Philadelphia, Toronto, Nashville and Washington prior to joining the coaching ranks. Zettler played 569 career NHL games collecting five goals, 65 assists for 70 points.

For three seasons, from 1995-96 to 1997-98, he played in 136 games for the Maple Leafs registering two goals and 20 assists for 22 points and 207 penalty minutes.





**FRANCOIS  
ALLAIRE**

Goaltending  
Consultant

Francois Allaire enters his third season as the Toronto Maple Leafs goaltending consultant. Allaire works extensively with the goaltenders at all levels of the Maple Leafs' organization.

Prior to joining the Maple Leafs, Allaire spent 13 seasons as Anaheim's goaltending consultant which included the 2007 Stanley Cup championship team. He worked with former Leafs' goaltender Jean-Sebastien Giguere who backstopped Anaheim in 2007 and won the Conn Smythe Trophy as the 2003 NHL Playoff MVP.

A three-time Stanley Cup champion, Allaire spent 12 seasons with the Montreal Canadiens organization prior to joining Anaheim. As the Canadiens' goaltending coach, he helped the club win the Stanley Cup in 1986 & 1993, working with goaltender Patrick Roy beginning in 1984-85 until 1995-96. During that period, Roy won two Conn Smythe Trophies, four William Jennings Trophies, three Vezina Trophies and was named to the NHL's end of season All-Star Team five times. Roy also appeared in six NHL All-Star Games during that time.

Allaire was also instrumental in developing the Montreal Canadiens young goalies, who won the Harry 'Hap' Holmes Trophy (AHL team with fewest goals against) on four occasions and the Baz Bastien Trophy (AHL's best goaltender) on three occasions.

A graduate of the University of Sherbrooke with a degree in physical education, he has also published four books on goaltending, pre-season physical preparation and sports psychology.

The 56-year-old Allaire resides in Boisbriand, Quebec.



**GRAEME  
TOWNSHEND**

Skating  
Coach

Graeme Townshend enters his fourth season with the Toronto Maple Leafs. Townshend, 45, works with players on both the Maple Leafs and the AHL's Toronto Marlies, as well as with the organization's drafted prospects in North America.

Prior to joining the Maple Leafs, Townshend spent four seasons with the San Jose Sharks as the team's skating coach under the guidance of Ron Wilson and his coaching staff.

Townshend's coaching experience also includes being the head coach of the Macon Whoopee in the Central Hockey League (1999-01) and the Greensboro Generals in the ECHL (2001-02).

Townshend, who was the first NHL player born in Jamaica, played 45 career NHL games (1989-94) for Boston, the New York Islanders and Ottawa collecting three goals and seven assists. Also during his playing career, Townshend was named Man of the Year in the International Hockey League in 1996 and the Western Professional Hockey League in 1999 for his strong leadership qualities on and off the ice, while making significant and noteworthy humanitarian contributions to his community.



**JIM  
HUGHES**

Director of Player  
Development

Jim Hughes is entering his third season as director of player development for the Toronto Maple Leafs.

Hughes was an assistant coach with the Maple Leafs' AHL affiliate, the Toronto Marlies, from 2006-08. He was responsible for the AHL's number one ranked penalty kill in 2007-08. In 2008-09 he began the season as head coach of Minsk Dynamo of the KHL. Hughes left Minsk and rejoined the Marlies once again as an assistant coach on November 19, 2008.

Hughes, 44, was the head coach of the Manchester Monarchs during the 2005-06 campaign leading the team to a record of 43-30-3-4 and a third place finish in the Atlantic Division. He served as the Monarch's assistant coach for two seasons prior to 2005-06. Before his arrival in Manchester, Hughes spent two seasons as an assistant coach with the Boston Bruins. In his first year with the team (2001-02), the Bruins finished atop the NHL's Eastern Conference standings.

The Bronx, New York native joined the coaching ranks in 1992 as an assistant coach at Providence College. After two seasons with the Friars, he moved onto Rensselaer Polytechnic Institute (R.P.I.) as an assistant coach and helped lead the Engineers to the 1994-95 ECAC title. Following three seasons in private business, he returned to coaching and joined the International Hockey League's Orlando Solar Bears in 1999, and eventually won the Turner Cup championship in 2001.

As a player, Hughes played four seasons at Providence College (1985-89). In his senior season he served as team captain, was the Friars' Most Valuable Player, a Hockey East All-Star and the Providence College Male Athlete of the Year. Internationally he represented his country as a member of Team USA at the Spengler Cup in Davos, Switzerland and the Pravada Cup in Russia.



**DAVE  
MORRISON**

Director of  
Amateur Scouting

Dave Morrison was named the director of amateur scouting for the Maple Leafs on June 23, 2006. He originally joined the organization as an amateur scout on September 10, 2004.

Morrison, 49, is responsible for supervising and directing all Maple Leafs amateur scouting activities for the Maple Leafs' scouting staff.

Morrison previously held the position of amateur scout with the Vancouver Canucks for parts of five seasons from 1999-2000 to 2003-04 covering eligible amateur players around the globe.

The native of Toronto, Ontario was originally selected by the Los Angeles Kings 34th overall in the 1980 NHL Draft and he played 39 career NHL games for Los Angeles and Vancouver collecting six points (three goals, three assists) with four penalty minutes. He also played 206 career American Hockey League games collecting 126 points (58 goals, 68 assists) with 141 penalty minutes.

After the 1984-85 season, Morrison spent the next 13 seasons playing hockey in Europe for teams such as Berlin and Kassel of the German Elite League as well as Manchester of the British Super League.

Morrison's playing experience also includes playing for Canada at two Spengler Cup Tournaments and the 1982 gold medal winning world junior national team.

## SCOUTING STAFF



**George Armstrong**  
Amateur Scout



**Thommie Bergman**  
European Scout



**Scott Carter**  
Amateur Scout



**Rob Cowie**  
Pro Scout



**Joe Gibbs**  
European Scout



**Jari Gronstrand**  
European Scout



**Gary Harker**  
Amateur Scout



**Peter Ihnacak**  
European Scout



**Steve Kasper**  
Pro Scout



**Nikolai Ladygin**  
European Scout



**John Lilley**  
Amateur Scout



**Garth Malarchuk**  
Amateur Scout



**John McMorrow**  
Amateur Scout



**Mike Palmateer**  
Amateur Scout



**Mike Penny**  
Pro Scout



**Allan Power**  
Amateur Scout



**Pierre Rioux**  
Amateur Scout



**Daryl Stanley**  
Amateur Scout



**Dave Starman**  
Amateur Scout



**Roy Stasiuk**  
Amateur Scout



**Bud Stefanski**  
Amateur Scout



**Tom Watt**  
Pro Scout

## ELITE LEADERSHIP TEAM



**Tom Anselmi**  
Executive Vice-President &  
Chief Operating Officer



**Robin Brudner**  
Executive Vice-President  
General Counsel &  
Corporate Secretary



**Brian Burke**  
President, General  
Manager & Alternate  
NHL Governor



**Ian Clarke**  
Executive Vice-President &  
Chief Financial Officer,  
Business Development



**Bryan Colangelo**  
President &  
General Manager  
Toronto Raptors



**Chris Hebb**  
Senior Vice-President  
Broadcast & Content



**Dave Hopkinson**  
Executive Vice-President  
Business Partnerships



**Bob Hunter**  
Executive Vice-President  
Venues & Entertainment



**Kevin Nonomura**  
Senior Vice-President  
Finance



**Richard Peddie**  
President,  
Chief Executive Officer  
& Alternate NHL  
Governor




**Beth Robertson**  
Senior Vice-President  
Ticket Sales & Service



**Patti-Anne Tarlton**  
Vice-President &  
General Manager,  
Live Entertainment



**Mardi Walker**  
Senior Vice-President  
People





## HOCKEY STAFF



**Todd Bean**  
Massage  
Therapist



**Anthony Belza**  
Strength &  
Conditioning  
Coordinator



**Tom Blatchford**  
Assistant  
Equipment  
Manager



**Taylor Dean**  
Coordinator,  
Game  
Presentation



**Jamie Deans**  
Manager,  
Corporate  
Communications



**Chris Dennis**  
Assistant  
Coach/Video



**Craig Downey**  
Manager,  
Media Relations



**Marty Dudgeon**  
Athletic  
Therapist



**Sandi Dunn**  
Executive  
Assistant, Hockey  
Operations



**Mike Ferriman**  
Manager,  
Game  
Presentation



**Fraser Gillan**  
Coordinator,  
Game  
Presentation



**Aaron Gogishvili**  
Coordinator,  
Media Relations



**Catherine Grey**  
Executive  
Assistant, General  
Manager's Office



**Dave Griffiths**  
Manager,  
Team Services



**Bobby Hastings**  
Assistant  
Equipment  
Manager



**Adam  
Jancelewicz**  
Video  
Coordinator



**Rajani Kamath**  
Director,  
Corporate  
Communications



**Laura Leite**  
Executive  
Assistant,  
Communications



**Reid Mitchell**  
Director, Hockey  
& Scouting  
Administration



**Brian Papineau**  
Equipment  
Manager



**Pat Park**  
Director,  
Media Relations



**Andy Playter**  
Head Athletic  
Therapist

## COMMUNITY PARTNERSHIPS STAFF



**Rebecca Davies**  
Coordinator,  
Community Partnerships



**Dave De Freitas**  
Director, Community &  
Sports Partnerships



**Kristina Flynn**  
Coordinator,  
Community &  
Player Programming



**Melanie Gerin-Lajoie**  
Director, Community  
& Sports Partnerships



**Shannon Hosford**  
Senior Director,  
Marketing



**Greg Schell**  
Coordinator,  
Youth Hockey  
Development



**Jason Schwabe**  
Coordinator,  
Community &  
Player Programming

## TEAM UP FOUNDATION STAFF



**Michael Bartlett**  
Executive Director



**Alicia Erz**  
Coordinator,  
Communications &  
Charitable Partnerships



**Bridgette Estrela**  
Coordinator,  
Community Investment



**Kayla Foster**  
Development  
Assistant



**James King**  
Manager, Fundraising



**Jessica Lee**  
Coordinator,  
Fundraising



**Eleanor McDonald**  
Coordinator,  
Fundraising



**Tanya Mruck**  
Manager, Community  
Investment &  
Communications



**Jillian Svensson**  
Manager, Fundraising



Maple Leaf Sports & Entertainment Ltd. strives to be a leader by bringing pride to our community, its people and making it a better place for everyone to live, work and play.

### COMMUNITY PROGRAMS

The Toronto Maple Leafs are committed to making a difference in the community. For more information on our community programs, please visit the Community section at [www.mapleleafs.com](http://www.mapleleafs.com)



#### MLSE Shape Up

Maple Leafs Sports & Entertainment (MLSE) has a focus on bringing educational programs into schools within the community, and this Fall marks the second year of **Shape Up** – a free program focused on using professional sports to create healthy, active living opportunities for children and youth in grades 1-8.

In partnership with OPHEA (Ontario Physical Health and Education Association), **Shape Up** provides teachers with access to online DPA (Daily Physical Activity) resources such as video demonstrations, activity cards, circuits and missions from the Raptors, Leafs, Marlies and Toronto FC. Participating classes are also eligible for school visits and clinics with players as well as an exclusive Shape Up event highlighting our four teams.

To learn more and register for **Shape Up** visit [www.mlsseshapeup.com](http://www.mlsseshapeup.com).



#### Player Appearance Programs Back

Toronto Maple Leaf players and personnel make over 500 appearances in the community every year. These appearances consist of visits to local hospitals, schools & community centres.

To download the 2011-2012 player appearance request form, please visit [www.mapleleafs.com](http://www.mapleleafs.com)



#### Ticket Programs

The Toronto Maple Leafs are committed to giving back to the community through various ticket donation programs. The generous contributions of players and management will allow close to 1,800 youth to attend a Maple Leafs game this season. Over 20 organizations benefit from this program, including Camp Oochigeas, The Canadian Forces, SickKids, Big Brothers and Sisters, Bloorview Kids Rehab and the Starlight Children's Foundation.

#### Donations

The Toronto Maple Leafs are invested in supporting the fundraising efforts of Ontario's various children's charities, educational initiatives and programs related to sport development. During the 2010-2011 season the Leafs donated over 1,200 items to these charities' fundraising initiatives.

For more information regarding donation requests, please visit [www.mlse donations.com](http://www.mlse donations.com).

### SPORT PARTNERSHIPS

#### Toronto Maple Leafs Hockey School

A one week full-day hockey camp at MasterCard Centre for Hockey Excellence that aims to provide boys and girls the opportunity to develop all areas of their game including skating, puck handling, passing, shooting and off-ice strength and conditioning.

The Toronto Maple Leafs Hockey School is a must for players who want to develop proper habits as well as those who want to build their confidence and take their game to the next level.

For more information, please visit [www.leafshockeyschool.com](http://www.leafshockeyschool.com)

#### Learn to Skate

Building off its success last season, the Learn to Skate program will be expanding to include sessions both in the community and at Air Canada Centre.

Learn to Skate is a cost-free clinic program for youths ages 6-13 developed to introduce both first time and beginner skaters to basic skills in a fun, encouraging atmosphere that will reflect positively on the experience of skating as well as the sport of hockey.

#### Leafs Clinics Series

Unique sessions that offer an exciting opportunity for youths to participate in one-day position-specific clinics at MasterCard Centre for Hockey Excellence. These sessions incorporate fundamental skill development with interactive demonstrations from favourite Leafs players and coaches.

For more information, visit [www.leafsclinics.com](http://www.leafsclinics.com).



#### Coaches Open House

The Toronto Maple Leafs host their annual coaching clinic at Air Canada Centre that offers coaches of all levels a unique opportunity to watch, listen and learn from team coaches and special guests as they take to the ice to demonstrate and share drills, tips and knowledge on hot topics in the games today.

For more information, visit [www.coachesopenhouse.ca](http://www.coachesopenhouse.ca)



## Leafs Mobile Fan Zone

An exact replica of the Maple Leafs dressing room brings a piece of Air Canada Centre to a variety of community events. The Tour allows patrons to sit in their favourite players' stall, take pictures, listen to pre-game music, and watch highlight videos.

For more information, visit [www.leafsmobilefanzone.com](http://www.leafsmobilefanzone.com).



## Hockey in the Neighborhood

Hockey in the Neighborhood is a free program that provides a unique hockey opportunity for hundreds of boys and girls in the City of Toronto. Every weekend from September to March, hockey is in a new neighbourhood teaching youths the fundamentals of the game.

## GIVING BACK

During the 2010-2011 season MLSE employees volunteered nearly 3,000 hours toward community initiatives in the Greater Toronto Area.

Highlights from this past year include the Big Save, where on June 20, 2011 MLSE teamed up with Canadian Blood Services to hold a record-breaking event: Air Canada Centre set the record for the largest blood donor clinic in the history of CBS for a single day collection with an astounding 574 units, which translates to close to 1,700 lives saved.

Additional initiatives include the City of Toronto's 20 Minute Makeover, disaster relief gate collections, and various rink, court & pitch refurbishments across the GTA.

To find out more about the MLSE community initiatives, please visit [www.mlse.com/making\\_a\\_difference/team\\_up\\_blog.aspx](http://www.mlse.com/making_a_difference/team_up_blog.aspx).

## TEAM UP FOUNDATION

The MLSE Team Up Foundation is committed to improving the lives of youth by building facilities, giving to sustainable programs and empowering youth through sports and recreation.

With a four team, three sport approach, the Team Up Foundation's efforts will provide children and youth, of all abilities, access to sport and recreational opportunities.

Through the legacy program, MLSE and the Team Up Foundation have refurbished more than 29 facilities. The results of our legacy program highlight the importance that recreational facilities play in shaping the lives of people in a community by promoting physical activity and by creating an inclusive environment.

To learn more about the Team Up Foundation and their community initiatives, please visit [www.mlseteamupfoundation.org](http://www.mlseteamupfoundation.org)



## Events

MLSE Team Up Foundation supports Camp Trillium for Hockey Fights Cancer Night - Monday, October 17th, 2011




Maple Leafs Have a Heart Dinner - Tuesday, November 29th, 2011

MLSE Team Up Foundation Awareness Night - Saturday, December 17th, 2011

Outdoor Practice - Wednesday, January 4th, 2012

MLSE Team Up Foundation Awareness Night - Tuesday, March 20th, 2012

4 Team Event - March 2012



**e11even** is a restaurant that embraces Toronto's energy in the heart of the sports & entertainment district.

Modern, sophisticated and elegant, at e11even you will enjoy an unsurpassed dining experience that will dazzle the senses.

Enjoy exceptional and approachable North American cuisine complemented with the perfect pairings selected by our very own Jennifer Huether, Canada's only female Master Sommelier.

**Join us today for lunch, dinner or private dining and experience a culinary social affair that will not soon be forgotten.**

**e11even**  
the perfect time

MAPLE LEAF SQUARE • 15 YORK ST. • OUTSIDE AIR CANADA CENTRE

[e11even.ca](http://e11even.ca) • 416.815.1111 • [f](#) [t](#)

18:11  
19:11  
20:11  
21:11  
22:11  
23:11  
24:11  
01:11  
02:11  
03:11  
04:11  
05:11  
06:11  
07:11  
08:11  
09:11  
10:11  
11:11  
12:11



## SALUTE TO THE TROOPS



The Toronto Maple Leaf Hockey Club has been linked with our country's military throughout the team's long history. Conn Smythe, as founder of the Maple Leafs in 1927, made the maple leaf the logo for his new hockey team when he gained control of the Toronto St. Pats. He had worn the maple leaf proudly on his uniform as a soldier in the Great War and he was determined to put his stamp on his new-look National Hockey League member club. The maple leaf, as Canada's iconic symbol, became front and centre on the sweaters of Smythe's hockey team. The patriotic Smythe later sustained significant injuries

while serving in the Canadian Army at the age of 45 in the Second World War but he would return to guide the Maple Leafs to future championships.

Numerous Toronto Maple Leafs had their playing careers interrupted or cut short in order to serve in the military during the 1940s. Legendary hockey players Walter 'Turk' Broda and Syl Apps were among many that served overseas during the prime of their hockey careers. Both recaptured individual and Stanley Cup glory upon their return to the NHL. The courageous Maple Leafs that served our country are displayed on the opposite page.

Since January 3, 2009, current members of our Canadian Forces have been saluted at games at Air Canada Centre as part of the special 'Luke's Troops' program. As guests of Maple Leafs defenceman Luke Schenn, dedicated men and women of the military are recognized with standing ovations from the patrons, and on some occasions, both teams, when introduced at each home game.

On January 14, 2012, the Toronto Maple Leafs will host Canadian Forces Night for the sixth consecutive season at Air Canada Centre.



Major Conn Smythe

### WORLD WAR I

Amos Arbour William George Barker Arthur Brooks George Carey Art Duncan Sammy Hebert  
Dick Irvin Howie Lockhart Ivan Mitchell Goldie Producers Conn Smythe

### WORLD WAR II

Tommy Anderson Syl Apps Doug Baldwin Andy Barbe Baz Bastien Max Bentley J.P. Bickell  
E.W. Bickle Gus Bodnar Garth Boesch Turk Broda Bill Brown Lex Chisholm Jack Church  
Bob Clyde Dr. Bobby Copp Chuck Corrigan G.R. Cottrell Ernie Dickens Ken Dixon Gord Drillon  
Gordon Finn Jack Forsey Jack Fox Cal Gardner D. Garrett Bob Goldham Victor Grigg  
Jack Hamilton Buddy Hellyer Jack Hoult Punch Imlach Johnny Ingoldsby James Jarvis  
Buck Jones Bingo Kampman Joe Klukay Nick Knott Peter Langelie W.A.H. MacBrien Norm Mann  
Frank Mathers Shep Mayer John McCreedy Howie Meeker Don Metz Nick Metz Gus Mortson  
J.Y. Murdoch Bud Poile Walter Pratt Al Rennick Sweeney Schriener Glenn Smith Wally Stanowski  
Gaye Stewart Billy Taylor Rhys Thompson Albert Tilson Harry Watson Bill Woan

### CONN SMYTHE'S 30TH BATTERY (WWII)

Ernie Aiken Jack Bland Bob Bridger Gaylord Spencer Evans Jack Hewit Allan Houle  
John Houle Jess James Alf Jones Ed Kilgore George Kilgore Billy McColgan David G. Prentice  
Don McKenzie Harold Pitman Vic Roseborough Art Rossiter Conn Smythe Bev Wright Jack Williams



### MAPLE LEAF SPORTS + ENTERTAINMENT

FROM ITS BEGINNINGS IN 1927  
UNDER MAJOR CONN SMYTHE,  
THE COMPANY THAT WOULD BECOME  
MAPLE LEAF SPORTS + ENTERTAINMENT  
HAS BEEN INDELIBLY LINKED WITH OUR  
NATIONAL SYMBOL, THE MAPLE LEAF.  
AND SO THIS PLAQUE IS MEANT  
TO HONOR THOSE WHO HAVE SERVED  
AT HOME AND ABROAD, OFTEN  
AT GREAT RISK AND SOMETIMES  
AT THE ULTIMATE COST.  
MAPLE LEAF SPORTS + ENTERTAINMENT  
CONTINUES THIS SUPPORT WITH  
A SPECIAL RELATIONSHIP  
WITH OUR MEN AND WOMEN  
OF THE CANADIAN FORCES.







Johnny Bower



Dave 'Tiger' Williams



Howie Meeker (centre) with former Leaf Tomas Kaberle (left) and Leafs captain Dion Phaneuf (right)



Paul Henderson



Wendel Clark at Easter Seals skate



## TORONTO MAPLE LEAFS ALUMNI

Founded in 1995 by Red Kelly, Allan Stanley, Eddie Shack and Frank Mahovlich, the Toronto Maple Leafs Alumni (TMLA), is the largest association of its kind in the NHL with over 190 members. From its first sitting president, Billy Harris, to current head, Kevin Maguire, the TMLA is dedicated to creating and maintaining ties between current and past players in an effort to promote wellness and participation in the community.

In its 16th year of existence, it has expanded its participation to include a variety of team events including the Easter Seals Skate, Leafs Open Practice, School Visits and Hockey Schools. This is in addition to numerous charity hockey games, golf tournaments, autograph signings, dinners, and other special functions.

Many charitable organizations benefit from the dedicated efforts of the TMLA, including the Team Up Foundation, Camp Maple Leaf, OFSAA, and most recently the Family Fund of the Canadian Armed Forces. Their commitment to the Family Fund was highlighted when several of the Leafs Alumni accompanied the Stanley Cup to Kandahar, Afghanistan to help support Canadian Troops in each of the past five seasons.

In honour of the late Ted "Teeder" Kennedy, the TMLA has created a scholarship program in his name that exclusively helps the children/grandchildren of former Maple Leaf players through their post secondary education.

## BOARD OF DIRECTORS

Kevin Maguire-President  
Mark Osborne-Past President  
Mike Pelyk  
Jim Dorey  
Greg Hotham  
Rod Seiling

Pat Boutette  
Dan Daoust  
Stew Gavin  
Peter Ing  
Gary Leeman

## BAYCREST INTERNATIONAL PRO-AM HOCKEY TOURNAMENT

Entering its seventh year the Baycrest International Pro-AM Hockey Tournament in association with the Maple Leafs and NHL Alumni has raised over ten million dollars for Alzheimer's research and education. With 50 teams and over 25 Leafs alumni, it is one of the largest charity hockey tournaments in North America.

## PROSTATE CANCER CANADA

The TMLA has recently teamed up with Prostate Cancer Canada to help raise funds and awareness for a cause close to home. Look for many former Leafs to be involved in community initiatives such as the Father's Day Walk/Run and Movember.

## LEAFS & LEGENDS CHARITY GOLF CLASSIC

Leafs Alumni join current and future Leafs annually at the Leafs & Legends Charity Golf Classic to raise funds for the TeamUp Foundation and Camp Maple Leaf.



Homecoming 2010



Gary Aldcorn  
 Claire Alexander  
 Glenn Anderson  
 John Anderson  
 Dave Andreychuk  
 Al Arbour  
 George Armstrong  
 Andy Bathgate  
 Bob Baun  
 Ken Relanger  
 Bill Berg  
 Tim Bernhardt  
 Allan Bester  
 Fred Boimistruck  
 Nikolai Borschevsky  
 Laurie Boschman  
 Bruce Boudreau  
 Pat Boutette  
 Johnny Bower  
 Dave Burrows  
 Jerry Butler  
 Wayne Carleton  
 Randy Carlyle  
 Ed Chadwick  
 Terry Clancy  
 Wendel Clark  
 Gary Collins  
 Brian Conacher  
 Russ Courtnall  
 Jiri Crha  
 Barry Cullen  
 Brian Cullen  
 Vincent Damphousse  
 Dan Daoust  
 Lucien DeBlois  
 Dale DeGray  
 Bill Derlago  
 Jim Dorey  
 Dick Duff  
 Denis Dupere  
 Mike Eastwood  
 Tim Ecclestone  
 Gary Edmundson  
 Don Edwards  
 Dave Ellett  
 Ron Ellis  
 Dave Farrish  
 Doug Favell  
 Tom Fergus  
 Tom Fitzgerald  
 Fern Flaman  
 Mike Foligno  
 Lou Franceschetti  
 Miroslav Frycer  
 Mike Gartner  
 Stew Gavin  
 Todd Gill  
 Doug Gilmour  
 Gaston Gingras  
 Brian Glennie  
 John Grisdale  
 Paul Harrison

Jim Harrison  
 Glenn Healy  
 Paul Henderson  
 Pat Hickey  
 Paul Higgins  
 Larry Hillman  
 Greg Hotham  
 Ron Hurst  
 Dave Hutchison  
 Al Iafate  
 Peter Ihnacak  
 Peter Ing  
 Jeff Jackson  
 Gerry James  
 Wes Jarvis  
 Larry Jeffrey  
 Trevor Johansen  
 Jimmy Jones  
 Curtis Joseph  
 Mike Kaszycki  
 Red Kelly  
 Mike Kennedy  
 Dave Keon  
 Trevor Kidd  
 Kris King  
 Mike Krushelnyski  
 Tom Kurvers  
 Nick Kypreos  
 Mark Laforest  
 Paul Lawless  
 Gary Leeman  
 Sylvain Lefebvre  
 Danny Lewicki  
 Joe Lundrigan  
 Fleming Mackell  
 Bill MacMillan  
 John MacMillan  
 Jamie Macoun  
 Kevin Maguire  
 Frank Mahovlich  
 Dan Maloney  
 Bob Manno  
 Milan Marcetta  
 Daniel Marois  
 Brad Marsh  
 Matt Martin  
 Terry Martin  
 Brad May  
 John McCormack  
 Lanny McDonald  
 Bob McGill  
 John McIntyre  
 Larry McIntyre  
 Walt McKechnie  
 Jim McKenny  
 Dave McLlwain  
 Howie Meeker  
 Berry Melrose  
 Rudy Migay  
 Dmitri Mironov  
 Garry Monahan  
 Jim Morrison

Gus Mortonson  
 Kirk Muller  
 Craig Muni  
 Ric Nattress  
 Bob Neely  
 Bob Nevin  
 Gary Nylund  
 Murray Oliver  
 Bert Olmstead  
 Mark Osborne  
 Wilf Paiement  
 Mike Palmateer  
 Jim Pappin  
 Rob Pearson  
 Mike Pelyk  
 Pierre Pilote  
 Felix Potvin  
 Noel Price  
 Marcel Pronovost  
 Bob Pulford  
 Joel Quenneville  
 Rob Ramage  
 Marc Reaume  
 Dave Reid  
 Rene Robert  
 Gary Roberts  
 Bill Root  
 Gary Sabourin  
 Borje Salming  
 Al Secord  
 Rod Seiling  
 Brit Selby  
 Brad Selwood  
 Eddie Shack  
 Darryl Shannon  
 Doug Shedden  
 Darryl Sittler  
 Brad Smith  
 Rick St. Croix  
 Allan Stanley  
 Marian Stastny  
 Pete Stenkowski  
 Ron Stewart  
 Greg Terrier  
 Steve Thomas  
 Errol Thompson  
 Scott Thornton  
 Guy Trottier  
 Darcy Tucker  
 Ian Turnbull  
 Norm Ullman  
 Rick Vaive  
 Jack Valiquette  
 Garry Valk  
 Kurt Walker  
 Mike Walton  
 Stan Weir  
 Dave Williams  
 John Wilson  
 Randy Wood













# LEAFSTV

OFFICIAL STATION. LEAFS NATION.

## 12 LIVE LEAFS GAMES

ALL AVAILABLE IN HD!

PLUS PRE & POST GAME SHOWS  
**EVERY GAME NIGHT**

AT		MON. OCT. 24 @ 7:00P
AT		THURS. NOV. 17 @ 8:00P
AT		SUN. NOV. 20 @ 5:00P
AT		MON. DEC. 5 @ 7:00P
VS		THURS. DEC. 22 @ 7:00P
AT		THURS. DEC. 29 @ 7:00P
VS		THURS. JAN. 5 @ 7:00P
VS		MON. JAN. 23 @ 7:00P
AT		WED. FEB. 15 @ 10:00P
AT		THURS. MAR. 15 @ 7:30P
AT		FRI. MAR. 23 @ 7:00P
VS		THURS. APR. 5 @ 7:00P



**ROGERS**  
 CHANNEL  
 97/500 HD

**Bell**  
 CHANNEL  
 422/1422 HD

**SHAW DIRECT**  
 CLASSIC 454  
 ADVANCED 398

**COGECO**  
 CHANNEL  
 155/739 HD

**FOLLOW US**  
 @LEAFSTV  
 MAPLELEAFS.COM





## THE PLAYERS

PAGES 36-119





**BORN:** Lloydminster, Saskatchewan, CAN

**DATE:** November 23, 1982

**HEIGHT:** 6' 2"

**WEIGHT:** 195 lbs.

**SHOOTS:** Right

**POSITION:** Right Wing

Vs. NHL	GP	G	A	P	PIM
ANAHEIM	5	3	0	3	2
ATLANTA	12	4	3	7	2
BOSTON	19	1	8	9	14
BUFFALO	17	3	4	7	16
CALGARY	6	2	1	3	7
CAROLINA	28	1	10	11	12
CHICAGO	5	1	1	2	8
COLORADO	5	1	1	2	0
COLUMBUS	6	0	0	0	9
DALLAS	4	0	3	3	4
DETROIT	4	0	1	1	8
EDMONTON	5	1	2	3	2
FLORIDA	27	6	6	12	10
LOS ANGELES	5	0	2	2	4
MINNESOTA	4	1	1	2	0
MONTREAL	21	5	8	13	6
NASHVILLE	6	2	2	4	2
NEW JERSEY	25	6	2	8	18
NY ISLANDERS	30	6	14	20	20
NY RANGERS	28	8	8	16	34
OTTAWA	21	8	10	18	10
PHILADELPHIA	29	5	4	9	69
PHOENIX	5	1	0	1	7
PITTSBURGH	12	2	1	3	21
SAN JOSE	5	0	1	1	0
ST LOUIS	5	2	3	5	0
TAMPA BAY	23	6	4	10	15
TORONTO	19	4	5	9	20
VANCOUVER	5	1	1	2	7
WASHINGTON	24	6	9	15	28
<b>NHL TOTALS:</b>	<b>410</b>	<b>86</b>	<b>115</b>	<b>201</b>	<b>355</b>

to foot injury Mar. 14 vs. Tampa Bay. Missed final 12 games of season (Mar. 16 - Apr. 9) due to foot injury. Scored 2 goals on 2 shootout attempts.

★ **CAREER:** **2009-10:** Played 79 games for Atlanta collecting 29 points (15 goals, 14 assists) with 61 penalty minutes. Missed opening game of season with groin injury. Collected 150th career point (1 assist) Oct. 8 at St. Louis. Played 300th career NHL game Nov. 22 vs. Tampa Bay. Registered a 4-game goal-streak (Dec. 9 - 14) with 4 goals. Collected a career-high (tie) 3 points (2 goals, 1 assist) Mar. 18 vs. Ottawa. Collected 100th career assist Apr. 1 at Washington. Missed 2 games due to suspension. **2008-09:** Played 82 games for Atlanta collecting a career-high (tie) 40 points (22 goals, 18 assists) with 75 penalty minutes. Scored a career-high 22 goals. Ranked 4th on Atlanta in goals and 5th in points. Played 200th career NHL game and scored a goal in season-opener Oct. 10 vs. Washington. Set new career-high with 17th goal of season Mar. 16 vs. Washington. Registered a season-high 7-game point-streak (Mar. 21 - Apr. 5) with 10 points (3 goals, 7 assists). Played 9 games for Canada at IIHF World Championship collecting 3 assists and 4 penalty minutes. Won silver medal with Canada. **2007-08:** Split season between Pittsburgh and Atlanta playing in 72 games collecting 35 points (13 goals, 22 assists) with 56 penalty minutes. Scored 1st goal with Atlanta Mar. 7 vs. Minnesota. **2006-07:** Played 80 games during 1st full NHL season with Pittsburgh collecting 34 points

★ **BECAME A LEAF:** Signed as a free agent by Toronto July 1, 2010.

**TRANSACTIONS:** Originally Pittsburgh's first choice, 21st overall, in the 2001 Entry Draft. Traded to Atlanta by Pittsburgh with Erik Christensen, Angelo Esposito and Pittsburgh's first round pick (Daultan Leveille) in the 2008 Entry Draft for Marian Hossa and Pascal Dupuis, February 26, 2008.

★ **2010-11 SEASON:** Played 50 games for the Maple Leafs collecting 23 points (8 goals, 15 assists) with 38 penalty minutes. Made Maple Leafs debut Oct. 7 vs. Montreal. Scored 1st Maple Leafs goal and point Oct. 21 vs. NY Rangers. Missed 16 games (Oct. 28 - Dec. 2) due to finger injury. Collected 1st Maple Leafs assist Dec. 14 at Edmonton. Tied a career-high with 2 goals and registered a (+3) rating Dec. 26 at New Jersey. Collected a goal and an assist in back-to-back games (Jan. 6 - 7). Registered a 5-game point-streak (Jan. 6 - 13) with 7 points (3 goals, 4 assists). Collected an assist, scored game-deciding shootout goal and named 1st star Feb. 1 vs. Florida. Tied a career-high with 3 points (1 goal, 2 assists) and named 1st star Feb. 8 at NY Islanders. Registered a 5-game point and assist streak (Feb. 1 - 8) with 7 points (1 goal, 6 assists). Missed 4 games (Feb. 12 - 19) due to eye injury. Played in 400th career NHL game Feb. 22 vs. NY Islanders. Collected 200th career NHL point (assist) Mar. 3 at Philadelphia. Left game due

#### FIRST JOB:

Paper Boy

#### FAVOURITE HOCKEY MEMORY:

Winning the Memorial Cup (2001)

#### FIRST CAR:

1978 Chevy Nova

#### FAVOURITE ROAD CITY:

Los Angeles

(12 goals, 22 assists) with 67 penalty minutes. Scored 3 overtime goals which tied a Pittsburgh season record. Played 9 games for Canada at World Championship collecting 2 points (1 goal, 1 assist). Won gold medal with Canada. **2005-06:** Played 47 games for Pittsburgh collecting 40 points (16 goals, 24 assists) 58 penalty minutes. Ranked 1st on Pittsburgh with a (+15) rating. Registered a career-high 8-game point-streak (Feb. 10 - Mar. 12) with 12 points (5 goals, 7 assists). Played 31 games for Wilkes-Barre (AHL) collecting 29 points (11 goals, 18 assists) with 44 penalty minutes. **2004-05:** Played in all 80 games for Wilkes-Barre collecting 55 points (18 goals, 37 assists) with 89 penalty minutes. Ranked 3rd on Wilkes-Barre in points. Played 10 playoff games for Wilkes-Barre collecting 6 points (4 goals, 2 assists) with 14 penalty minutes. **2003-04:** Played 67 games for Wilkes-Barre collecting 27 points (10 goals, 17 assists) 71 penalty minutes. Played in all 24 playoff games en route to Calder Cup Final for Wilkes-Barre collecting 4 points (3 goals, 1 assist) with 45 penalty

minutes. **2002-03:** Played 73 games for Wilkes-Barre/Scranton in 1st professional season collecting 18 points (7 goals, 11 assists). **2001-02:** Served as team captain for Red Deer (WHL). Played 64 games collecting 68 points (27 goals, 41 assists) with 115 penalty minutes. Ranked 1st (tie) on Red Deer in GWGs (8), and 3rd in points. Played 23 playoff games for Red Deer collecting 16 points (6 goals, 10 assists) with 32 penalty minutes. **2000-01:** Played 72 games for Red Deer collecting 78 points (36 goals, 42 assists) with 156 penalty minutes. Ranked 4th on Red Deer in points. Won Memorial Cup Championship. Collected 2 points (1 goal, 1 assist) in CHL Top Prospects Game. **1999-00:** Played 68 games for Red Deer collecting 38 points (13 goals, 25 assists) with 122 penalty minutes. Ranked 1st on Red Deer in plus-minus (+30) and 4th in points.

AMATEUR AND PRO RECORD			REGULAR SEASON											PLAYOFFS					
SEASON	CLUB	LEAGUE	GP	G	A	PTS	+/-	PIM	PP	SH	GW	S	5%	GP	G	A	PTS	PIM	
1998-99	SASKATOON	SMHL	33	21	19	40	--	103	--	--	--	--	--	--	--	--	--	--	
	RED DEER	WHL	1	0	1	1	--	0	--	--	--	--	--	--	--	--	--	--	
1999-00	RED DEER	WHL	68	13	25	38	--	122	--	--	--	--	--	2	0	1	1	11	
2000-01	RED DEER	WHL	72	36	42	78	--	156	--	--	--	--	--	21	6	6	12	29	
	MEMORIAL CUP		4	1	0	1	--	12	--	--	--	--	--	--	--	--	--	--	
2001-02	RED DEER	WHL	64	27	41	68	--	115	--	--	--	--	--	23	6	10	16	32	
2002-03	WILKES-BARRE	AHL	73	7	11	18	--	76	--	--	--	--	--	3	0	0	0	4	
2003-04	WILKES-BARRE	AHL	67	10	17	27	--	71	--	--	--	--	--	24	3	1	4	45	
2004-05	WILKES-BARRE	AHL	80	18	37	55	--	89	--	--	--	--	--	10	4	2	6	14	
2005-06	PITTSBURGH	NHL	47	16	24	40	15	58	7	2	3	86	18.6	--	--	--	--	--	
	WILKES-BARRE	AHL	31	11	18	29	--	44	--	--	--	--	--	--	--	--	--	--	
2006-07	PITTSBURGH	NHL	80	12	22	34	2	67	1	1	3	145	8.3	5	0	1	1	11	
	CANADA	WC	9	1	1	2	--	4	--	--	--	--	--	--	--	--	--	--	
2007-08	PITTSBURGH	NHL	54	9	15	24	6	50	0	0	2	84	10.7	--	--	--	--	--	
	ATLANTA	NHL	18	4	7	11	-2	6	1	0	1	29	13.8	--	--	--	--	--	
2008-09	ATLANTA	NHL	82	22	18	40	5	75	3	0	2	141	15.6	--	--	--	--	--	
	CANADA	WC	9	0	3	3	--	4	--	--	--	--	--	--	--	--	--	--	
2009-10	ATLANTA	NHL	79	15	14	29	6	61	0	1	1	101	14.9	--	--	--	--	--	
2010-11	TORONTO	NHL	50	8	15	23	-1	38	0	0	0	69	11.6	--	--	--	--	--	
	NHL TOTALS		410	86	115	201	31	355	12	4	12	655	13.1	5	0	1	1	11	
	LEAF TOTALS		50	8	15	23	-1	38	0	0	0	69	11.6	--	--	--	--	--	

#### NHL SINGLE GAME MILESTONES

HAT TRICKS None  
 MOST GOALS 2(9) - Last: Dec. 26, 2010 (TOR) at NJD  
 MOST ASSISTS 3(1) - Last: Dec. 20, 2007 (PIT) at BOS  
 MOST POINTS 3(4) - Last: Feb. 8, 2011 (TOR) at NYI (1G,2A)  
 \*number of times occurred in parenthesis (.)

#### LONGEST NHL STREAKS

POINTS 8 - Last: Feb. 10 - Mar. 12, 2006 (PIT) (5G,7A)  
 GOALS 4 - Last: Dec. 9 - Dec. 14, 2009 (ATL) (4G)  
 ASSISTS 6 - Last: Mar. 21 - Apr. 3, 2009 (ATL) (7A)

#### REGULAR SEASON OT GOALS

- Dec. 9, 2006 (PIT) at Atlanta (Lehtonen)
- Feb. 22, 2007 (PIT) at Florida (Belfour)
- Mar. 10, 2007 (PIT) vs. NY Rangers (Lundqvist)

#### REGULAR SEASON PENALTY SHOTS

- Mar. 23, 2010 (ATL) vs. Boston (Rask, unsuccessful)

#### LEAFS SINGLE GAME MILESTONES

None  
 2(1) - Last: Dec. 26, 2010 at NJD  
 2(1) - Last: Feb. 8, 2011 at NYI  
 3(1) - Last: Feb. 8, 2011 at NYI (1G,2A)

#### LONGEST LEAFS STREAKS

5 - Last: Feb. 1 - 8, 2011 (1G,6A)  
 2 - Last: Jan. 6 - 7, 2011 (2G)  
 5 - Last: Feb. 1 - 8, 2011 (6A)

#### REGULAR SEASON SHOOTOUT ATTEMPTS

2005-06: None  
 2006-07: None  
 2007-08: None  
 2008-09: Did not score in 1 attempt  
 2009-10: None  
 2010-11: Scored 2 goals in 2 attempts  
 CAREER: Scored 2 goals in 3 attempts





**BORN:** Rouleau, Saskatchewan, CAN

**DATE:** June 11, 1989

**HEIGHT:** 6' 5"

**WEIGHT:** 217 lbs.

**SHOOTS:** Left

**POSITION:** Defence

Vs. NHL	GP	G	A	P	PIM
ANAHEIM	0	0	0	0	0
ATLANTA	1	0	0	0	2
BOSTON	4	1	0	1	4
BUFFALO	4	0	0	0	0
CALGARY	1	0	0	0	2
CAROLINA	1	0	0	0	0
CHICAGO	1	0	0	0	2
COLORADO	1	0	0	0	0
COLUMBUS	0	0	0	0	0
DALLAS	1	0	0	0	0
DETROIT	1	0	0	0	0
EDMONTON	0	0	0	0	0
FLORIDA	1	0	0	0	5
LOS ANGELES	0	0	0	0	0
MINNESOTA	1	0	0	0	4
MONTREAL	4	0	0	0	2
NASHVILLE	1	0	0	0	0
NEW JERSEY	3	0	0	0	2
NY ISLANDERS	2	1	0	1	2
NY RANGERS	0	0	0	0	0
OTTAWA	2	0	0	0	0
PHILADELPHIA	3	0	0	0	5
PHOENIX	0	0	0	0	0
PITTSBURGH	3	0	0	0	2
SAN JOSE	0	0	0	0	0
ST LOUIS	0	0	0	0	0
TAMPA BAY	2	0	0	0	0
TORONTO	0	0	0	0	0
VANCOUVER	1	0	0	0	0
WASHINGTON	2	0	0	0	0
<b>NHL TOTALS:</b>	<b>40</b>	<b>2</b>	<b>0</b>	<b>2</b>	<b>32</b>

★ **BECAME A LEAF:** Acquired from Calgary with Dion Phaneuf and Fredrik Sjöström for Matt Stajan, Niklas Hagman, Ian White and Jamal Mayers, January 31, 2010.

**TRANSACTIONS:** Originally Calgary's third choice, 116th overall, in the 2007 Entry Draft.

★ **2010-11 SEASON:** Played 40 games for the Maple Leafs scoring 2 goals with 32 penalty minutes. Played 36 games for the Toronto Marlies (AHL) collecting 9 points (3 goals, 6 assists) with 61 penalty minutes. Registered over 20 minutes of ice time in a game 23 times for Maple Leafs. Recalled from the Marlies Nov. 12. Made NHL debut Nov. 13 vs. Vancouver. Assigned to the Marlies Dec. 17. Recalled from the Marlies Feb. 10. Scored 1st career NHL goal and point Mar. 8 at NY Islanders (AI Montoya). Registered a career-high (26:26) of ice time Mar. 16 at Carolina. Scored a goal Mar. 19 vs. Boston. Healthy scratch 4 times this season, most recently Dec. 14 at Edmonton.

★ **CAREER:** **2009-10:** Played 43 games for Abbotsford (AHL) collecting 6 points (2 goals, 4 assists) with 32 penalty minutes. Acquired by Toronto from Calgary January 31. Played 5 games for the Toronto Marlies (AHL) collecting 6 penalty

minutes. Played 1st career professional game for Abbotsford Oct. 9 vs. San Antonio. Scored 1st AHL goal and point Oct. 16 vs. Milwaukee. Played 1st Marlies game Feb. 5 at Grand Rapids. Sustained a shoulder injury Feb. 13 at Manitoba. Missed final 25 games of season with shoulder injury. **2008-09:** Played 58 games for Brandon (WHL) collecting 33 points (6 goals, 27 assists) with 83 penalty minutes. Ranked 2nd in points among Brandon defencemen. Brandon's team captain. For the 2nd time won Daryl K. (Doc) Seaman Trophy (former Calgary Flames owner) as the Scholastic Player of the Year in WHL. Named to WHL East First All-Star Team. Played 12 playoff games for Brandon collecting 9 points (2 goals, 7 assists) with 12 penalty minutes. Played 6 games for Team Canada at IIHF World Junior Championship collecting 1 assist and 2 penalty minutes. Won gold medal with Team Canada. **2007-08:** Played 72 games for Brandon collecting 17 points (5 goals, 12 assists) with 81 penalty minutes. Played 6 playoff games for Brandon collecting 3 assists with 11 penalty minutes. **2006-07:** Played 66 games for Brandon collecting 9 points (1 goal, 8 assists) with 82 penalty minutes. Played 11 playoff games for Brandon collecting 2 assists with 14 penalty minutes. **2005-06:** Played 38 games for Brandon collecting 2 assists with 32 penalty minutes. Played 4 playoff games collecting 4 penalty minutes.

#### FAVOURITE ROAD CITY:

Calgary

#### FIRST CAR:

A white Camaro

#### FAVOURITE GENRE OF MUSIC:

Country

#### FIRST JOB:

Helping my Dad on the farm

AMATEUR AND PRO RECORD		REGULAR SEASON													PLAYOFFS				
SEASON	CLUB	LEAGUE	GP	G	A	PTS	+/-	PIM	PP	SH	GW	S	S%	GP	G	A	PTS	PIM	
2004-05	NOTRE DAME	SJHL	38	2	7	9	--	53	--	--	--	--	--	--	--	--	--	--	
2005-06	BRANDON	WHL	38	0	2	2	--	32	--	--	--	--	--	4	0	0	0	4	
2006-07	BRANDON	WHL	66	1	8	9	--	82	--	--	--	--	--	11	0	2	2	14	
2007-08	BRANDON	WHL	72	5	12	17	--	81	--	--	--	--	--	6	0	3	3	11	
2008-09	BRANDON	WHL	58	6	27	33	--	83	--	--	--	--	--	12	2	7	9	12	
2009-10	CANADA	WJC	6	0	1	1	--	2	--	--	--	--	--	--	--	--	--	--	
	ABBOTSFORD	AHL	43	2	4	6	--	32	--	--	--	--	--	--	--	--	--	--	
2010-11	TORONTO	AHL	5	0	0	0	--	6	--	--	--	--	--	--	--	--	--	--	
	TORONTO	NHL	40	2	0	2	-1	32	0	0	0	32	6.3	--	--	--	--	--	
	TORONTO	AHL	36	3	6	9	--	61	--	--	--	--	--	--	--	--	--	--	
	NHL TOTALS		40	2	0	2	-1	32	0	0	0	32	6.3	--	--	--	--	--	

#### NHL SINGLE GAME MILESTONES

HAT TRICKS None  
 MOST GOALS 1(2) – Last: Mar. 19, 2011 vs. BOS (1G)  
 MOST ASSISTS None  
 MOST POINTS 1(2) – Last: Mar. 19, 2011 vs. BOS (1G)  
 \*number of times occurred in parenthesis ( ).

#### LONGEST NHL STREAKS

POINTS 1 – Last: Mar. 19, 2011 (1G)  
 GOALS 1 – Last: Mar. 19, 2011 (1G)  
 ASSISTS None

#### REGULAR SEASON OT GOALS

None

#### REGULAR SEASON PENALTY SHOTS

None

#### LEAFS SINGLE GAME MILESTONES

See NHL Single Game Milestones  
 See NHL Single Game Milestones  
 See NHL Single Game Milestones  
 See NHL Single Game Milestones

#### LONGEST LEAFS STREAKS

See Longest NHL Streaks  
 See Longest NHL Streaks  
 See Longest NHL Streaks

#### REGULAR SEASON SHOOTOUT ATTEMPTS

2010-11: None



**BORN:** Regina, Saskatchewan, CAN

**DATE:** March 19, 1986

**HEIGHT:** 6' 1"

**WEIGHT:** 195 lbs.

**SHOOTS:** Right

**POSITION:** Centre

Vs. NHL	GP	G	A	P	PIM
ANAHEIM	1	1	1	2	0
ATLANTA	7	0	3	3	2
BOSTON	9	1	3	4	0
BUFFALO	7	1	1	2	2
CALGARY	2	0	0	0	0
CAROLINA	6	1	2	3	0
CHICAGO	1	0	0	0	0
COLORADO	2	1	1	2	0
COLUMBUS	1	1	0	1	0
DALLAS	1	1	0	1	0
DETROIT	1	0	0	0	0
EDMONTON	3	1	3	4	2
FLORIDA	6	1	0	1	2
LOS ANGELES	2	0	2	2	0
MINNESOTA	1	0	1	1	0
MONTREAL	8	3	5	8	2
NASHVILLE	2	0	1	1	0
NEW JERSEY	8	1	2	3	2
NY ISLANDERS	5	0	0	0	0
NY RANGERS	6	0	2	2	0
OTTAWA	9	4	3	7	2
PHILADELPHIA	7	1	1	2	4
PHOENIX	1	0	0	0	0
PITTSBURGH	5	2	2	4	2
SAN JOSE	2	1	1	2	0
ST LOUIS	2	0	0	0	0
TAMPA BAY	6	1	2	3	0
TORONTO	0	0	0	0	0
VANCOUVER	3	0	0	0	0
WASHINGTON	5	1	0	1	0
<b>NHL TOTALS:</b>	<b>119</b>	<b>23</b>	<b>36</b>	<b>59</b>	<b>20</b>

★ **BECAME A LEAF:** Signed as a free agent by Toronto April 4, 2009.

**TRANSACTIONS:** None.

★ **2010-11 SEASON:** Played 82 games for the Maple Leafs collecting 32 points (15 goals, 17 assists) with 14 penalty minutes. Ranked 1st on Maple Leafs in faceoff win percentage (54.6), 1st (tie) in shorthanded goals (1), and 3rd (tie) in powerplay goals (6) and game-winning goals (4). 1 of 5 Maple Leafs players to play in all 82 games. Tied a career-high with 2 assists Oct. 15 at NY Rangers. Scored a goal and named 1st star Oct. 26 vs. Florida. Scored a career-high 2 goals (tie) and named 1st star Jan. 1 at Ottawa. Scored game-deciding goal in the shootout and named 1st star Jan. 6 vs. St. Louis. Registered a 3-game assist streak (Jan. 7 - 11) with 3 assists. Scored game-winning goal and added an assist Jan. 20 vs. Anaheim. Tied a career-high in goals (2) and points (3) Feb. 24 at Montreal. Played 100th career NHL game Feb. 27 at Atlanta. Collected a point in 3 consecutive games (Mar. 19 -24) with 3 points (1 goal, 2 assists). Scored game-winning goal Apr. 2 at Ottawa. Became 2nd player in franchise history to score a 3-on-5 shorthanded goal Apr. 6 at New Jersey - Darryl Sittler accomplished same feat Mar. 19, 1980 vs. Winnipeg. Scored 3 goals on 4 shootout attempts.

★ **CAREER:** **2009-10:** Played 37 games for the Maple Leafs collecting 27 points (8 goals, 19 assists) with 6 penalty minutes. Played 32 games for the Toronto Marlies (AHL) collecting 20 points (4 goals, 16 assists) with 6 penalty minutes. Ranked 11th in NHL rookie scoring. Recalled from Marlies Oct. 13. Made NHL debut and collected an assist Oct. 13 vs. Colorado. Assigned to the Marlies Oct. 14. Recalled from the Marlies Jan. 11. Scored 1st NHL goal, added an assist and named 1st star Jan. 14 vs. Philadelphia (Michael Leighton). Collected 2 points (1 goal, 1 assist) Feb. 6 vs. Ottawa. Registered a 4-game point streak (Feb. 2 - 8) with 5 points (2 goals, 3 assists). Collected a career-high (tie) 3 points (1 goal, 2 assists) Mar. 13 vs. Edmonton. **2008-09:** Played 19 games for the University of Denver (WCHA) collecting 23 points (8 goals, 15 assists) with 10 penalty minutes. Ranked 2nd on Denver with a (+14) plus/minus. Missed 21 games due to knee injury. Named to the WCHA All-Academic Team. **2007-08:** Played 41 games for the University of Denver collecting 34 points (18 goals, 16 assists) with 22 penalty minutes. Ranked 1st on Denver in goals and points. Ranked 2nd on Denver in plus/minus (+12). Ranked 3rd on Denver in assists. Ranked 2nd in NCAA shorthanded goals (5). Became 3rd freshman since 1986-87 to lead team in scoring. Named to All-WCHA third team and All-WCHA rookie team. **2006-07:** Played 59 games for Victoria (BCHL) collecting 128 points (45 goals, 83 assists) with 45 penalty minutes. Won Brett Hull scorer as BCHL's

**FAVOURITE RESTAURANT IN TORONTO:**

Sotto Sotto

**FAVOURITE ATHLETE GROWING UP:**

Pavel Bure

**FAVOURITE PRE-GAME MEAL:**

Chicken Parmesan

**FAVOURITE GENRE OF MUSIC:**

Country

Top Scorer. Ranked 1st in BCHL assists. Ranked 4th in BCHL goals. Ranked 1st on Victoria in goals, assists, points and shorthanded goals (5). Played 11 playoff games for Victoria collecting 13 points (4 goals, 9 assists) with 6 penalty minutes. Ranked 1st on Victoria in playoff assists and points. **2005-06:** Played 56 games for Victoria (BCHL) collecting 69 points (31 goals, 38 assists) with 26 penalty minutes. Ranked 1st on Victoria in goals, assists, points, powerplay goals (10) and

shorthanded goals (6). Played 16 playoff games for Victoria collecting 16 points (8 goals, 8 assists) with 14 penalty minutes. Ranked 2nd on Victoria in playoff points. **2004-05:** Played 55 games for Victoria (BCHL) collecting 31 points (15 goals, 16 assists) with 24 penalty minutes. Played 5 playoff games for Victoria collecting 2 assists with 2 penalty minutes.

AMATEUR AND PRO RECORD			REGULAR SEASON													PLAYOFFS				
SEASON	CLUB	LEAGUE	GP	G	A	PTS	+/-	PIM	PP	SH	GW	S	5%	GP	G	A	PTS	PIM		
2004-05	VICTORIA	BCHL	55	15	16	31	--	24	--	--	--	--	---	5	0	2	2	2		
2005-06	VICTORIA	BCHL	56	31	38	69	--	26	--	--	--	--	---	16	8	8	16	14		
2006-07	VICTORIA	BCHL	59	45	83	128	--	45	--	--	--	--	---	11	4	9	13	6		
2007-08	U. OF DENVER	WCHA	41	18	16	34	--	22	--	--	--	--	---	--	--	--	--	--		
2008-09	U. OF DENVER	WCHA	19	8	15	23	--	10	--	--	--	--	---	--	--	--	--	--		
2009-10	TORONTO	NHL	37	8	19	27	-5	6	2	0	1	51	15.7	--	--	--	--	--		
	TORONTO	AHL	32	4	16	20	--	6	--	--	--	--	---	--	--	--	--	--		
2010-11	TORONTO	NHL	82	15	17	32	-29	14	6	1	4	120	12.5	--	--	--	--	--		
	NHL TOTALS		119	23	36	59	-34	20	8	1	5	171	13.5	--	--	--	--	--		

#### NHL SINGLE GAME MILESTONES

HAT TRICKS None  
 MOST GOALS 2(2) - Last: Feb. 24, 2011 at MTL  
 MOST ASSISTS 2(2) - Last: Oct. 15, 2010 at NYR  
 MOST POINTS 3(2) - Last: Feb. 24, 2011 at MTL (2G,1A)  
 \*number of times occurred in parenthesis ( ).

#### LONGEST NHL STREAKS

POINTS 4 - Last: Feb. 2 - 8, 2010 (2G,3A)  
 GOALS 2 - Last: Dec. 30, 2010 - Jan. 1, 2011 (3G)  
 ASSISTS 3 - Last: Jan. 7 - 11, 2011 (3A)

#### REGULAR SEASON OT GOALS

None

#### REGULAR SEASON PENALTY SHOTS

None

#### LEAFS SINGLE GAME MILESTONES

See NHL Single Game Milestones  
 See NHL Single Game Milestones  
 See NHL Single Game Milestones  
 See NHL Single Game Milestones

#### LONGEST LEAFS STREAKS

See Longest NHL Streaks  
 See Longest NHL Streaks  
 See Longest NHL Streaks

#### REGULAR SEASON SHOOTOUT ATTEMPTS

2009-10: Did not score in 1 attempt  
 2010-11: Scored 3 goals in 4 attempts  
 CAREER: Scored 3 goals in 5 attempts



**BORN:** Chicago, Illinois, USA

**DATE:** June 24, 1985

**HEIGHT:** 5' 11"

**WEIGHT:** 205 lbs.

**SHOOTS:** Right

**POSITION:** Right Wing

Vs. NHL	GP	G	A	P	PIM
ANAHEIM	4	0	0	0	24
ATLANTA	4	0	0	0	19
BOSTON	6	1	0	1	21
BUFFALO	5	2	0	2	4
CALGARY	9	0	1	1	21
CAROLINA	3	1	1	2	0
CHICAGO	7	0	0	0	13
COLORADO	8	0	0	0	14
COLUMBUS	9	0	0	0	27
DALLAS	11	1	0	1	12
DETROIT	8	0	0	0	5
EDMONTON	8	0	0	0	48
FLORIDA	7	0	0	0	12
LOS ANGELES	7	0	0	0	14
MINNESOTA	10	1	1	2	9
MONTREAL	5	0	0	0	7
NASHVILLE	9	1	0	1	70
NEW JERSEY	4	0	0	0	7
NY ISLANDERS	4	0	0	0	17
NY RANGERS	5	0	0	0	12
OTTAWA	6	0	0	0	7
PHILADELPHIA	5	0	1	1	7
PHOENIX	11	2	2	4	10
PITTSBURGH	5	0	2	2	0
SAN JOSE	9	1	0	1	14
ST LOUIS	5	0	0	0	10
TAMPA BAY	6	0	0	0	12
TORONTO	1	0	0	0	2
VANCOUVER	7	1	0	1	10
WASHINGTON	4	1	0	1	10
<b>NHL TOTALS:</b>	<b>192</b>	<b>12</b>	<b>8</b>	<b>20</b>	<b>375</b>

★ **BECAME A LEAF:** Acquired from Anaheim for Toronto's fifth round pick (Chris Wagner) in the 2010 Entry Draft, June 25, 2010.

**TRANSACTIONS:** Originally Vancouver's fourth choice, 159th overall, in the 2004 Entry Draft. Traded to Anaheim by Vancouver for Nathan McLver, February 4, 2009.

★ **2010-11 SEASON:** Played 50 games for the Maple Leafs collecting 8 points (3 goals, 5 assists) with 69 penalty minutes. Established career highs for assists, points and powerplay goals (1). Made Maple Leafs debut Oct. 7 vs. Montreal. Collected 1st Maple Leafs point (assist) Oct. 13 at Pittsburgh. Scored 1st Maple Leafs goal Nov. 3 at Washington. Missed game due to injury Nov. 26 at Buffalo. Missed 19 games (Dec. 2 – Jan. 11) due to finger injury. Returned to lineup and collected an assist Jan. 13 at Phoenix. Served a 3-game suspension (Jan. 15 – 20) for delivering a lateral hit to the head of an opponent Jan. 13 at Phoenix. Collected a career-high 2 points (1 goal, 1 assist) Jan. 24 at Carolina. Missed 9 games (Feb. 3 – 19) due to upper body injury. Scored a goal Mar. 19 at Boston. Selected to play for Team USA at 2011 IIHF World Championship in Slovakia. Named alternate captain for Team USA. Played 7 games for Team USA.

★ **CAREER:** **2009-10:** Played 75 games for Anaheim collecting 7 points (6 goals, 1 assists) with 106 penalty minutes. Ranked 4th in Anaheim penalty minutes. Registered career-highs for games played, goals, shorthanded goals (1) and shots (82). Collected career-high 6th point (assist) of season Jan. 2 at Nashville. **2008-09:** Split second NHL season between Anaheim and Vancouver. Both goals scored were game-winning goals (Feb. 24 at Buffalo & Apr 4 at San Jose). Registered a career-high 17 penalty minutes Dec. 17 with Vancouver vs. Edmonton & Feb. 26 with Anaheim at Boston. Played 1st game with Anaheim Feb. 5 at Nashville, going scoreless on 2 shots with 11:38 TOI. Scored 1st Anaheim goal, also 1st career GWG, Feb. 24 at Buffalo (Patrick Lalime). Registered 1st Anaheim assist Mar. 22 at Phoenix. Played all 13 playoff games for Anaheim collecting 2 assists with 25 penalty minutes. Played 1st career NHL playoff game and collected 1st assist in GM #1 of CQF Apr. 16 at San Jose. Collected assist in GM #6 of CQF Apr. 27 vs. San Jose. **2007-08:** Played 19 games for Vancouver. Played 1st career NHL game Nov. 21 vs. Minnesota. Scored 1st NHL goal Dec. 2 at Minnesota (Niklas Backstrom). Played 54 games for Manitoba (AHL) and led team with 201 penalty minutes. Played 6 playoff games with Manitoba scoring 2 goals with 11 penalty minutes. **2006-07:** Led Manitoba in penalty minutes (194). **2005-06:** Played 1st professional season with Manitoba. Ranked 1st on team in penalty minutes

#### FIRST JOB:

Working at my Dad's Harley shop

#### BEST PART OF BEING A PRO ATHLETE:

The competitiveness

#### FAVOURITE ROAD CITY:

Chicago

#### BEST PART OF LIVING IN TORONTO:

The passion the city has for hockey

(139). **2003-05:** Played 77 games over 2 seasons at University of Michigan collecting 21 points (11 goals, 10 assists) with 146 penalty minutes. **2001-03:** Played 55 games over 2 seasons with U.S. National

Under-18 team collecting 19 points (5 goals, 14 assists) with 84 penalty minutes.

AMATEUR AND PRO RECORD			REGULAR SEASON											PLAYOFFS				
SEASON	CLUB	LEAGUE	GP	G	A	PTS	+/-	PIM	PP	SH	GW	S	5%	GP	G	A	PTS	PIM
2001-02	USNTDP	NAHL	46	5	11	16	--	56	--	--	--	--	--	--	--	--	--	--
2002-03	USNTDP	NAHL	9	0	3	3	--	29	--	--	--	--	--	--	--	--	--	--
2003-04	U. OF MICHIGAN	CCHA	42	8	5	13	--	51	--	--	--	--	--	--	--	--	--	--
2004-05	U. OF MICHIGAN	CCHA	35	3	5	8	--	95	--	--	--	--	--	--	--	--	--	--
2005-06	MANITOBA	AHL	73	7	8	15	--	139	--	--	--	--	--	13	1	2	3	17
2006-07	MANITOBA	AHL	62	3	0	3	--	194	--	--	--	--	--	13	0	2	2	16
2007-08	VANCOUVER	NHL	19	1	0	1	-2	55	0	0	0	9	11.1	--	--	--	--	--
	MANITOBA	AHL	54	10	3	13	--	201	--	--	--	--	--	6	2	0	2	11
2008-09	VANCOUVER	NHL	20	0	1	1	-5	85	0	0	0	6	0.0	--	--	--	--	--
	ANAHEIM	NHL	28	2	1	3	-2	60	0	0	2	38	5.3	13	0	2	2	25
2009-10	ANAHEIM	NHL	75	6	1	7	1	106	0	1	2	82	7.3	--	--	--	--	--
2010-11	TORONTO	NHL	50	3	5	8	1	69	1	0	0	59	5.1	--	--	--	--	--
	UNITED STATES	WC	7	0	0	0	--	0	--	--	--	--	--	--	--	--	--	--
NHL TOTALS			192	12	8	20	-7	375	1	1	4	194	6.2	13	0	2	2	25
LEAF TOTALS			50	3	5	8	1	69	1	0	0	59	5.1	--	--	--	--	--

#### NHL SINGLE GAME MILESTONES

HAT TRICKS None  
 MOST GOALS 1(12) – Last: Mar. 19, 2011 (TOR) vs. BOS  
 MOST ASSISTS 1(8) – Last: Mar. 10, 2011 (TOR) vs. PHI  
 MOST POINTS 2(1) – Last: Jan. 24, 2011 (TOR) at CAR (1G,1A)  
 \*number of times occurred in parenthesis ( ).

#### LONGEST NHL STREAKS

POINTS 2 – Last: Dec. 31, 2009 – Jan. 2, 2010 (ANA) (2G)  
 GOALS 2 – Last: Dec. 31, 2009 – Jan. 2, 2010 (ANA) (2G)  
 ASSISTS 1 – Last: Mar. 10, 2011 (TOR) (1A)

#### REGULAR SEASON OT GOALS

None

#### REGULAR SEASON PENALTY SHOTS

None

#### LEAFS SINGLE GAME MILESTONES

None  
 1(3) – Last: Mar. 19, 2011 vs. BOS  
 1(5) – Last: Mar. 10, 2011 vs. PHI  
 2(1) – Last: Jan. 24, 2011 at CAR (1G,1A)

#### LONGEST LEAFS STREAKS

1 – Last: Mar. 19, 2011 (1G)  
 1 – Last: Mar. 19, 2011 (1G)  
 1 – Last: Mar. 10, 2011 (1A)

#### REGULAR SEASON SHOOTOUT ATTEMPTS

2007-08: None  
 2008-09: None  
 2009-10: None  
 2010-11: None





**BORN:** Syracuse, New York, USA

**DATE:** May 7, 1981

**HEIGHT:** 6' 1"

**WEIGHT:** 190 lbs.

**SHOOTS:** Right

**POSITION:** Centre

Vs. NHL	GP	G	A	P	PIM
ANAHEIM	10	2	4	6	6
BOSTON	35	7	22	29	18
BUFFALO	8	2	1	3	6
CALGARY	9	2	2	4	4
CAROLINA	33	6	14	20	14
CHICAGO	11	2	6	8	4
COLORADO	9	2	6	8	2
COLUMBUS	10	0	1	1	2
DALLAS	11	1	2	3	6
DETROIT	12	1	6	7	4
EDMONTON	8	3	4	7	4
FLORIDA	31	4	11	15	14
LOS ANGELES	9	1	7	8	2
MINNESOTA	8	1	2	3	0
MONTREAL	42	11	18	29	18
NASHVILLE	9	3	3	6	0
NEW JERSEY	32	6	8	14	12
NY ISLANDERS	24	4	12	16	12
NY RANGERS	34	2	10	12	20
OTTAWA	40	7	18	25	14
PHILADELPHIA	35	5	14	19	16
PHOENIX	13	3	6	9	4
PITTSBURGH	31	3	13	16	20
SAN JOSE	12	3	3	6	0
ST LOUIS	10	4	5	9	2
TAMPA BAY	30	4	20	24	14
TORONTO	39	11	21	32	16
VANCOUVER	8	2	5	7	0
WASHINGTON	34	6	16	22	12
WINNIPEG	30	10	17	27	14

**NHL TOTALS:** 627 118 277 395 260

★ **BECAME A LEAF:** Signed as a free agent by Toronto, July 2, 2011.

**TRANSACTIONS:** Originally NY Islanders' first choice, fifth overall, in the 1999 Entry Draft. Traded to Buffalo by NY Islanders with Taylor Pyatt for Michael Peca, June 24, 2001.

★ **2010-11 SEASON:** Played 68 games for Buffalo collecting 42 points (13 goals, 29 assists) with 20 penalty minutes. Collected 40 points or more for the fourth consecutive season. Missed 8 games (Nov. 24 - Dec. 11) due to lower body injury. Missed 4 games (Dec. 21 - 28) with broken nose. Missed 2 games (Jan. 23 - 25) with a hip flexor injury. Played 600th career NHL game Feb. 15 at Montreal. Registered a 4-game point streak (Mar. 26 - Apr. 2) with 4 points (1 goal, 3 assists). Collected 3 points (1 goal, 2 assists) Apr. 5 vs. Tampa Bay Lightning. Played 6 playoff games for Buffalo collecting 2 assists with 2 penalty minutes. Did not score on 2 shootout attempts.

★ **CAREER:** **2009-10:** Played 73 games for Buffalo collecting 65 points (17 goals, 48 assists) with 28 penalty minutes. Established career highs in assists and points. Collected 300th career NHL point (assist) Nov. 6 vs. Philadelphia. Tied a career-high with 4 points (2 goals, 2 assists) Nov. 27 at Philadelphia. Registered a career-high 16-game point streak (Dec. 23 - Jan. 25) with 25 points (7 goals, 18 assists). Marked 3rd longest streak in franchise history and 3rd longest in NHL in 2009-10. Scored 100th career

NHL goal Jan. 19 at Anaheim. **2008-09:** Ranked 1st on Buffalo with a (+12) rating. Established a career-high for goals (18). Missed 10 games (Oct. 10 - Nov. 1) with a back injury. Missed 24 games (Nov. 15 - Jan. 9) due to rib injury. Registered a season-high 5-game point streak (Feb. 4 - 13) with 6 points (2 goals, 4 assists). Tied a career-high with 4 points (2 goals, 2 assists) Mar. 6 vs. Phoenix. Collected 200th career NHL assist Apr. 11 vs. Boston. **2007-08:** Ranked 3rd on team in assists (33) and 6th in points (40). Missed 34 games due to injury including: hip (27); abdominal strain (5); flu (2). Collected an assist in 400th career NHL game Oct. 27 vs. Tampa Bay. Collected a season-high 3 points (3 assists) Feb. 20 vs. Tampa Bay. **2006-07:** Missed 80 games due to injury. Placed on long-term IR (Oct. 31) while recovering from post-concussion symptoms related to head injury suffered in GM #2 of 2006 ECSF. Made season debut and scored 1st goal of year Apr. 7 at Washington. Played 16 playoff games for Buffalo collecting 9 assists. Ranked 2nd on team in playoff assists. **2005-06:** Played 63 games for Buffalo collecting 55 points (16 goals, 39 assists). Scored 1st goal of season and added an assist Oct. 20 at Boston. The game marked Connolly's 1st regular season game since Apr. 2, 2003 vs. Atlanta after serving a two-game suspension for high sticking and missing the entire 2003-04 season due to post-concussion syndrome. Played 8 playoff games for Buffalo collecting 11 points (5 goals, 6 assists). Sustained concussion in GM #2 of ECSF May 8 at Ottawa. **2004-05:** Played 16 games for Langnau SC (Swiss) collecting 11 points (8 goals, 3 assists) with 14 penalty minutes. **2003-04:** Missed

**FAVOURITE APP FOR BLACKBERRY/IPHONE:** iTunes  
**FAVOURITE ROAD CITY:** Boston

**FAVOURITE PRO SPORTS TEAM (BESIDES LEAFS):** Buffalo Bills  
**BEST PART OF LIVING IN TORONTO:** Atmosphere and the fans

entire regular season due to post-concussion. Concussion sustained in preseason game Oct. 2 vs. Chicago in Rochester, NY. **2002-03:** Registered 6 multi-point games including the 1st 2 games of the season. Suspended 4 games by the NHL for a high-sticking incident Apr. 2 vs. Atlanta. Served 2 games at end of season (Apr. 5, Boston & Apr. 6, New Jersey). Played in 286 consecutive games before suspension. **2001-02:** 1 of 5 Sabres to play in all 82 games for Buffalo collecting 45 points (10 goals, 35 assists) with 34 penalty minutes. Ranked 2nd on team in assists and 3rd in points. Played 1st game with Buffalo Oct. 4 vs. Atlanta. Scored 1st Sabres goal Oct. 6 vs. Ottawa (Lalime). Collected a season-high 3 assists Dec. 19 vs. Chicago. **2000-01:** Played 82 games for the NY Islanders collecting 41 points (10 goals, 31 assists) with 42 penalty minutes. Played 100th career NHL game Nov. 22 vs. NY Rangers. Collected a career-high 4 assists Jan. 13 vs. Pittsburgh. Registered a 7-game point streak (Jan. 6 - 19) with 10 points (4 goals, 6 assists). **1999-00:** In 1st NHL season played 81 games for NY Islanders collecting 34 points (14 goals, 20 assists)

with 44 penalty minutes. Ranked 3rd (tie) on team in assists, 3rd in points, 4th in goals and 5th in shots. Ranked 8th among NHL rookies in points, and 9th (tie) in assists. Played 1st career NHL game Oct. 2 at Tampa Bay. Scored 1st NHL goal and collected 1st NHL assist Oct. 10 vs. Colorado (Patrick Roy). Became only the 5th 18-year-old player to score an OT goal in the NHL (since 5 minute OT rule was instituted in 1983-84) when he scored GWG 3:49 into overtime Feb. 10 vs. Tampa Bay. Became the 4th youngest player ever to take a penalty shot and became the 3rd youngest ever to score Mar. 21 vs. Pittsburgh (Aubin). **1998-99:** Played 46 games for Erie (OHL) collecting 68 points (34 goals, 34 assists) with 50 penalty minutes. Ranked 1st on team in points and named Erie's MVP. Played 6 games for Team USA at IIHF World Junior Championship scoring 1 goal. **1997-98:** Played 59 games for Erie (OHL) collecting 62 points (30 goals, 32 assists) with 32 penalty minutes. Set Erie record for longest point streak with 26 points (12 goals, 14 assists) in 18 games. Named Erie's Rookie of the Year.

AMATEUR AND PRO RECORD		REGULAR SEASON														PLAYOFFS					
SEASON	CLUB	LEAGUE	GP	G	A	PTS	+/-	PIM	PP	SH	GW	S	5%	GP	G	A	PTS	PIM			
1996-97	SYRACUSE	OJHL	50	42	62	104	--	--	--	--	--	--	--	--	--	--	--	--	--	--	--
1997-98	ERIE	OHL	59	30	32	62	--	32	--	--	--	--	--	--	--	--	--	--	--	--	--
1998-99	ERIE	OHL	46	34	34	68	--	50	--	--	--	--	--	7	1	6	7	6			
	TEAM USA	WJC	6	1	0	1	--	8	--	--	--	--	--	--	--	--	--	--	--	--	--
1999-00	NY ISLANDERS	NHL	81	14	20	34	-25	44	2	1	1	114	12.3	--	--	--	--	--	--	--	--
2000-01	NY ISLANDERS	NHL	82	10	31	41	-14	42	5	0	0	171	5.8	--	--	--	--	--	--	--	--
2001-02	BUFFALO	NHL	82	10	35	45	4	34	3	0	3	126	7.9	--	--	--	--	--	--	--	--
2002-03	BUFFALO	NHL	80	12	13	25	-28	32	6	0	2	159	7.5	--	--	--	--	--	--	--	--
2003-04	BUFFALO	Missed Season Due to Injury																			
2004-05	LANGNAU SC	SWI	16	8	3	11	--	14	--	--	--	--	--	--	--	--	--	--	--	--	--
2005-06	BUFFALO	NHL	63	16	39	55	5	28	7	0	3	99	16.2	8	5	6	11	0			
2006-07	BUFFALO	NHL	2	1	0	1	0	2	0	0	0	2	50.0	16	0	9	9	4			
2007-08	BUFFALO	NHL	48	7	33	40	4	8	5	1	5	111	6.3	--	--	--	--	--	--	--	--
2008-09	BUFFALO	NHL	48	18	29	47	12	22	5	1	5	126	14.3	--	--	--	--	--	--	--	--
2009-10	BUFFALO	NHL	73	17	48	65	10	28	7	1	5	206	8.3	6	0	1	1	2			
2010-11	BUFFALO	NHL	68	13	29	42	-10	20	6	0	3	151	8.6	6	0	2	2	2			
<b>NHL TOTALS</b>			<b>627</b>	<b>118</b>	<b>277</b>	<b>395</b>	<b>-41</b>	<b>260</b>	<b>44</b>	<b>4</b>	<b>25</b>	<b>1265</b>	<b>9.3</b>	<b>36</b>	<b>5</b>	<b>18</b>	<b>23</b>	<b>8</b>			

#### NHL SINGLE GAME MILESTONES

HAT TRICKS None  
MOST GOALS 2(10) - Last: Oct. 22, 2010 (BUF) vs. OTT  
MOST ASSISTS 4(1) - Last: Jan. 13, 2001 (NYI) vs. PIT  
MOST POINTS 4(3) - Last: Nov. 27, 2009 (BUF) at PHI (2G, 2A)  
\*number of times occurred in parenthesis ( ).

#### LONGEST NHL STREAKS

POINTS 16 - Last: Dec. 23, 2009 - Jan. 25, 2010 (BUF) (7G, 18A)  
GOALS 3 - Last: Mar. 25 - 28, 2009 (BUF) (4G)  
ASSISTS 8 - Last: Jan. 6 - 21, 2010 (BUF) (13A)

#### REGULAR SEASON OT GOALS

1. Feb. 10, 2000 (NYI) vs. Tampa Bay (Parent)  
2. Oct. 30, 2009 (BUF) vs. Toronto (Gustavsson)  
3. Mar. 5, 2010 (BUF) vs. Philadelphia (Leighton)

#### REGULAR SEASON OT PENALTY SHOTS

1. Mar. 21, 2000 (NYI) vs. Pittsburgh (Aubin, Goal)  
2. Nov. 19, 2001 (BUF) at Atlanta (Hnlicka, Goal)

#### LEAFS SINGLE GAME MILESTONES

N/A  
N/A  
N/A  
N/A

#### LONGEST LEAFS STREAKS

N/A  
N/A  
N/A

#### REGULAR SEASON SHOOTOUT ATTEMPTS

2005-05: Scored 2 goals in 5 attempts  
2006-07: None  
2007-08: Did not score in 3 attempts  
2008-09: Scored 1 goal in 6 attempts  
2009-10: Scored 1 goal in 7 attempts  
2010-11: Did not score in 2 attempts  
CAREER: Scored 4 goals in 23 attempts





**BORN:** Laval, Quebec, Canada

**DATE:** April 24, 1985

**HEIGHT:** 6' 0"

**WEIGHT:** 196 lbs.

**SHOOTS:** Right

**POSITION:** Centre

Vs. NHL	GP	G	A	P	PIM
ANAHEIM	2	0	0	0	0
BOSTON	1	0	0	0	0
BUFFALO	1	0	0	0	0
CALGARY	6	0	0	0	20
CAROLINA	1	0	0	0	0
CHICAGO	6	0	1	1	6
COLORADO	0	0	0	0	0
COLUMBUS	4	2	0	2	0
DALLAS	4	1	4	5	0
DETROIT	5	0	0	0	2
EDMONTON	6	1	0	1	6
FLORIDA	1	0	0	0	0
LOS ANGELES	2	0	0	0	0
MINNESOTA	6	0	1	1	0
MONTREAL	1	0	1	1	2
NASHVILLE	5	0	0	0	2
NEW JERSEY	1	0	0	0	0
NY ISLANDERS	2	0	1	1	0
NY RANGERS	2	0	0	0	0
OTTAWA	1	0	2	2	0
PHILADELPHIA	2	0	0	0	0
PHOENIX	5	1	1	2	0
PITTSBURGH	2	0	0	0	0
SAN JOSE	4	0	0	0	0
ST LOUIS	5	0	0	0	0
TAMPA BAY	1	1	0	1	2
TORONTO	0	0	0	0	0
VANCOUVER	7	0	1	1	4
WASHINGTON	1	0	0	0	0
WINNIPEG	2	0	0	0	2
<b>NHL TOTALS:</b>	<b>86</b>	<b>6</b>	<b>12</b>	<b>18</b>	<b>46</b>

★ **BECAME A LEAF:** Signed as a free agent by Toronto July 7, 2011.

**TRANSACTIONS:** Originally Columbus' fifth choice, 104th overall, in the 2003 Entry Draft. Traded to Colorado by Columbus with Darcy Campbell for Mark Rycroft, January 22, 2008.

★ **2010-11 SEASON:** Played 74 games for Colorado collecting 17 points (6 goals, 11 assists) with 40 penalty minutes. Ranked 2nd on team among rookies in points. Ranked 2nd on team among forwards in hits (128). Collected 1st point of season (assist) Nov. 4 vs. Vancouver. Scored 1st NHL goal (shorthanded) and collected a career-high 3 points (1 goal, 2 assists) Nov. 6 vs. Dallas (Andrew Raycroft). Collected 2 assists Dec. 17 vs. Ottawa. Registered a season-high 6 hits Jan. 24 vs. St. Louis.

★ **CAREER:** **2009-10:** Played 4 games for Colorado collecting 1 assist with 2 penalty minutes. Made season debut Nov. 1 at Vancouver. Collected 1st career NHL point (assist) Nov. 4 vs. Phoenix. Played 68 games for Lake Erie (AHL) collecting 35 points (16 goals, 19 assists) with 47 penalty minutes. **2008-09:** Played 8 games for Colorado collecting 4 penalty minutes. Recalled from Lake Erie Dec. 11 and made NHL debut Dec. 12 vs. Chicago. Played 3 games for Colorado before being reassigned to Lake Erie Dec. 16. Recalled from Lake Erie Jan. 6 and played 5 games before sustaining a foot injury Jan. 16 vs. Edmonton. Reassigned to Lake Erie Jan. 19. Played 67 games for

Lake Erie collecting 46 points (17 goals, 29 assists) with 42 penalty minutes. Ranked 1st on Lake Erie in assists and plus/minus (+11). Ranked 2nd on Lake Erie in goals. **2007-08:** Played a combined 46 AHL games for Syracuse and Lake Erie. Played 29 games for Syracuse collecting 11 points (7 goals, 4 assists) with 2 penalty minutes. Played 17 games for Lake Erie collecting 8 points (5 goals, 3 assists) with 12 penalty minutes. **2006-07:** Played 51 games for Syracuse (AHL) collecting 22 points (11 goals, 11 assists) with 18 penalty minutes. Played 8 games for Dayton (ECHL) collecting 5 points (3 goals, 2 assists) with 8 penalty minutes. Played 19 playoff games for Dayton collecting 15 points (6 goals, 9 assists) with 28 penalty minutes. **2005-06:** Played 56 games for Moncton (QMJHL) collecting 108 points (32 goals, 76 assists) with 52 penalty minutes. Ranked 1st on team in assists and points. Ranked 3rd on team in goals. Played 19 playoff games for Moncton collecting 32 points (14 goals, 18 assists) with 14 penalty minutes. Ranked 3rd in QMJHL playoff points. Won QMJHL championship with Moncton. Played 5 games for Moncton at Memorial Cup collecting a team leading 7 points (2 goals, 5 assists) with 4 penalty minutes. **2004-05:** Played 62 games for Rouyn-Noranda (QMJHL) collecting 84 points (34 goals, 50 points) with 60 penalty minutes. Ranked 1st (tie) on team in points, 2nd in assists and 2nd in points. Played 10 playoff games for Rouyn-Noranda collecting 8 points (5 goals, 3 assists) with 8 penalty minutes. Ranked 2nd on Rouyn-Noranda in playoff points. **2003-04:** Played 60 games for Gatineau (QMJHL) collecting 55 points

#### FAVOURITE ROAD CITY:

Montreal

#### FAVOURITE ATHLETE GROWING UP:

Michael Jordan

#### WHAT IS YOUR PET PEEVE:

Red lights

#### FAVOURITE PRE-GAME MEAL:

Salmon/Pasta

(18 goals, 37 assists) with 77 penalty minutes. Played 15 playoff games for Gatineau (QMJHL) collecting 16 points (6 goals, 10 assists) with 14 penalty minutes. Won QMJHL championship with Gatineau. Played 5 games for Gatineau at Memorial Cup collecting 3 points (1 goal, 2 assists) with 6 penalty minutes. **2002-03:** Played 68 games for Hull (QMJHL) collecting 56 points (22 goals, 34 assists) with 89 penalty minutes. Ranked 3rd on team in

goals, assists (tie) and points. Played 20 playoff games for Hull collecting 6 points (2 goals, 4 assists) with 22 penalty minutes. Won QMJHL championship with Hull. Played 5 games for Hull at Memorial Cup collecting 3 assists with 12 penalty minutes. **2001-02:** Played 67 games for Hull collecting 21 points (7 goals, 14 assists) with 59 penalty minutes. Played 12 playoff games for Hull collecting 11 points (6 goals, 5 assists) with 14 penalty minutes.

AMATEUR AND PRO RECORD			REGULAR SEASON													PLAYOFFS				
SEASON	CLUB	LEAGUE	GP	G	A	PTS	+/-	PIM	PP	SH	GW	S	5%	GP	G	A	PTS	PIM		
2001-02	HULL	QMJHL	67	7	14	21	--	59	--	--	--	--	--	12	6	5	11	14		
2002-03	HULL	QMJHL	68	22	34	56	--	89	--	--	--	--	--	20	2	4	6	22		
2003-04	MEMORIAL CUP		5	0	3	3	--	12	--	--	--	--	--	--	--	--	--	--		
	GATINEAU	QMJHL	60	18	37	55	--	77	--	--	--	--	--	15	6	10	16	14		
2004-05	MEMORIAL CUP		5	1	2	3	--	6	--	--	--	--	--	--	--	--	--	--		
2004-05	ROUYN-NORANDA	QMJHL	62	34	50	84	--	60	--	--	--	--	--	10	5	3	8	8		
2005-06	MONCTON	QMJHL	56	32	76	108	--	52	--	--	--	--	--	19	14	18	32	14		
2005-06	MEMORIAL CUP		5	2	5	7	--	4	--	--	--	--	--	--	--	--	--	--		
	SYRACUSE	AHL	51	11	11	22	--	18	--	--	--	--	--	--	--	--	--	--		
2006-07	DAYTON	ECHL	8	3	2	5	--	8	--	--	--	--	--	19	6	9	15	28		
	SYRACUSE	AHL	29	7	4	11	--	2	--	--	--	--	--	--	--	--	--	--		
2007-08	LAKE ERIE	AHL	17	5	3	8	--	12	--	--	--	--	--	--	--	--	--	--		
	COLORADO	NHL	8	0	0	0	-1	4	0	0	0	11	0.0	--	--	--	--	--		
2008-09	LAKE ERIE	AHL	67	17	29	46	--	42	--	--	--	--	--	--	--	--	--	--		
2009-10	COLORADO	NHL	4	0	1	1	1	2	0	0	0	4	0.0	--	--	--	--	--		
	LAKE ERIE	AHL	68	16	19	35	--	47	--	--	--	--	--	--	--	--	--	--		
2010-11	COLORADO	NHL	74	6	11	17	-4	40	0	1	0	101	5.9	--	--	--	--	--		
	NHL TOTALS		86	6	12	18	-4	46	0	1	0	116	5.2	--	--	--	--	--		

#### NHL SINGLE GAME MILESTONES

HAT TRICKS None  
 MOST GOALS 1(6) - Last: Apr. 10, 2011 (COL) vs. EDM  
 MOST ASSISTS 2(2) - Last: Dec. 17, 2011 (COL) vs. OTT  
 MOST POINTS 3(1) - Last: Nov. 6, 2011 (COL) vs. DAL (1G, 2A)  
 \*number of times occurred in parenthesis ( ).

#### LONGEST NHL STREAKS

POINTS 3 - Last: Apr. 7 - 10, 2011 (COL) (1G, 2A)  
 GOALS 1 - Last: Apr. 10, 2011 (COL) (1G)  
 ASSISTS 2 - Last: Apr. 8 - 10, 2011 (COL) (2A)

#### REGULAR SEASON OT GOALS

None

#### REGULAR SEASON PENALTY SHOTS

None

#### LEAFS SINGLE GAME MILESTONES

N/A  
 N/A  
 N/A  
 N/A

#### LONGEST LEAFS STREAKS

N/A  
 N/A  
 N/A

#### REGULAR SEASON SHOOTOUT ATTEMPTS

None



**BORN:** Salmon Arm, BC, Canada

**DATE:** August 8, 1987

**HEIGHT:** 6' 5"

**WEIGHT:** 213 lbs.

**SHOOTS:** Right

**POSITION:** Defence

Vs. NHL	GP	G	A	P	PIM
ANAHEIM	8	1	3	4	4
BOSTON	2	0	1	1	2
BUFFALO	1	0	1	1	2
CALGARY	8	1	1	2	0
CAROLINA	2	0	1	1	0
CHICAGO	10	1	4	5	2
COLORADO	6	3	2	5	2
COLUMBUS	10	1	0	1	2
DALLAS	6	0	1	1	0
DETROIT	11	0	2	2	4
EDMONTON	6	0	2	2	4
FLORIDA	4	0	1	1	0
LOS ANGELES	6	1	2	3	0
MINNESOTA	8	1	0	1	80
MONTREAL	2	0	0	0	2
NASHVILLE	0	0	0	0	0
NEW JERSEY	1	0	0	0	0
NY ISLANDERS	1	0	2	2	0
NY RANGERS	1	0	0	0	0
OTTAWA	2	1	1	2	0
PHILADELPHIA	2	0	1	1	0
PHOENIX	8	0	1	1	4
PITTSBURGH	1	1	0	1	2
SAN JOSE	7	1	3	4	2
ST LOUIS	12	0	1	1	2
TAMPA BAY	1	1	0	1	0
TORONTO	2	1	1	2	0
VANCOUVER	7	0	1	1	0
WASHINGTON	2	0	1	1	2
WINNIPEG	4	0	3	3	2
<b>NHL TOTALS:</b>	<b>141</b>	<b>14</b>	<b>36</b>	<b>50</b>	<b>46</b>

NHL rookie defencemen in game-winning goals (3). Ranked 1st among NHL rookies and 2nd on the team in plus/minus (+15). Collected 1st career NHL point (assist) Oct. 21 at Boston. Scored 1st career NHL goal Oct. 22 at Ottawa (Pascal Leclaire). Missed 7 games due to injury. Began season playing for Milwaukee (AHL). Played 6 games for Milwaukee collecting 7 points (2 goals, 5 assists) with 4 penalty minutes during three stints with Admirals. Played 4 playoff games for Nashville collecting 1 assist with 4 penalty minutes. Made NHL playoff debut and collected 1st NHL playoff point (assist) in GM #1 of WCQF series vs. Chicago. **2008-09:** Played 76 games for Milwaukee (AHL) collecting 52 points (11 goals, 41 assists) with 47 penalty minutes. Named a Second Team AHL All-Star. Ranked 3rd among AHL defencemen in points, 6th in assists, and 7th (tie) in goals. Ranked 3rd on Milwaukee in assists and points. Ranked 4th (tie) among AHL defencemen in game-winning goals (3). Played for Canadian AHL All-Stars at 2009 AHL All-Star Game and collected an assist Jan. 26. Played 11 playoff games for Milwaukee collecting 8 points (3 goals, 5 assists) with 8 penalty minutes. Ranked 2nd on team in playoff plus/minus (+9) and 2nd (tie) in points. **2007-08:** Played 76 games for Milwaukee collecting 36 points (11 goals, 25 assists) with 40 penalty minutes. Named to the AHL All-Rookie Team. Ranked 1st among AHL rookie defencemen in goals and powerplay goals (8), and ranked 2nd in assists and points. Played 6 playoff games for Milwaukee collecting 2 assists and 2 penalty minutes. **2006-07:** Played 59 games for Vancouver (WHL) collecting 51 points (17 goals,

**FAVOURITE APP FOR BLACKBERRY/iPHONE:** Shazam

**FAVOURITE ATHLETE GROWING UP:** Wendel Clark

**BEST PART OF LIVING IN TORONTO:** Leafs Nation!

**FAVOURITE PRO SPORTS TEAM (BESIDES LEAFS):** Toronto Blue Jays

34 assists) with 88 penalty minutes. Ranked 6th (tie) among WHL defencemen in points. Played 19 playoff games for Vancouver collecting 7 points (3 goals, 4 assists) with 10 penalty minutes. Played 5 games for Vancouver at Memorial Cup collecting 2 points (1 goal, 1 assist). Named to WHL West First All-Star Team. Won Memorial Cup with Vancouver and named to tournament's all-star team. Played 6 games for Canada at IIHF World Junior Championship collecting 2 assists with 2 penalty minutes. Won gold medal with Canada. **2005-06:** Played 71 games for Vancouver collecting 55 points (15 goals, 40 assists) with 61 penalty minutes. Ranked 3rd (tie) among WHL defencemen in points. Played

18 playoff games for Vancouver collecting 20 points (5 goals, 15 assists) with 12 penalty minutes. Ranked 1st among WHL defencemen in playoff points. Won WHL Championship with Vancouver. Named to WHL West Second All-Star Team. Played 5 games for Vancouver at Memorial Cup collecting 5 points (3 goals, 2 assists). Ranked 1st among defencemen in Memorial Cup points. **2004-05:** Played 64 games for Vancouver collecting 13 points (2 goals, 11 assists) with 44 penalty minutes. Played 4 playoff games collecting 1 assist. Named team's Most Improved Player.

AMATEUR AND PRO RECORD			REGULAR SEASON													PLAYOFFS					
SEASON	CLUB	LEAGUE	GP	G	A	PTS	+/-	PIM	PP	SH	GW	S	%	GP	G	A	PTS	PIM			
2002-03	SICAMOUS	BCAHA	65	44	82	126	--	42	--	--	--	--	--	--	--	--	--	--			
	VANCOUVER	WHL	3	0	0	0	--	0	--	--	--	--	--	--	--	--	--	--			
2003-04	BEAVER VALLEY	KIJHL	48	10	22	32	--	70	--	--	--	--	--	--	--	--	--	--			
	TRAIL	BCHL	2	0	1	1	--	1	--	--	--	--	--	--	--	--	--	--			
2004-05	VANCOUVER	WHL	2	0	0	0	--	0	--	--	--	--	--	--	--	--	--	--			
	VANCOUVER	WHL	64	2	11	13	--	44	--	--	--	--	--	4	0	1	1	0			
2005-06	VANCOUVER	WHL	71	15	40	55	--	61	--	--	--	--	--	18	5	15	20	12			
	MEMORIAL CUP		5	3	2	5	--	8	--	--	--	--	--	--	--	--	--	--			
2006-07	VANCOUVER	WHL	59	17	34	51	--	88	--	--	--	--	--	19	3	4	7	10			
	MEMORIAL CUP		5	1	1	2	--	0	--	--	--	--	--	--	--	--	--	--			
2007-08	CANADA	WJC	6	0	2	2	--	4	--	--	--	--	--	--	--	--	--	--			
	MILWAUKEE	AHL	76	11	25	36	--	40	--	--	--	--	--	6	0	2	2	2			
2008-09	MILWAUKEE	AHL	76	11	41	52	--	47	--	--	--	--	--	11	3	5	8	8			
	NASHVILLE	NHL	61	6	15	21	15	16	1	0	3	90	6.7	4	0	1	1	2			
2009-10	MILWAUKEE	AHL	6	2	5	7	--	4	--	--	--	--	--	--	--	--	--	--			
	NASHVILLE	NHL	80	8	21	29	10	30	2	0	2	156	5.1	12	1	5	6	0			
2010-11	NHL TOTALS		141	14	36	50	25	46	3	0	5	246	5.7	16	1	6	7	2			

#### NHL SINGLE GAME MILESTONES

HAT TRICKS	None
MOST GOALS	1(14) – Last: Feb. 15, 2011 (NSH) vs. SJS
MOST ASSISTS	2(5) – Last: Apr. 5, 2011 (NSH) vs. ATL
MOST POINTS	2(10) – Last: Apr. 5, 2011 (NSH) vs. ATL (2A)

\*number of times occurred in parenthesis ( ).

#### LONGEST NHL STREAKS

POINTS	2 – Last: Feb. 12 – 15, 2011 (NSH) (2G)
GOALS	2 – Last: Feb. 12 – 15, 2011 (NSH) (2G)
ASSISTS	2 – Last: Jan. 20 – 23, 2011 (NSH) (3A)

#### REGULAR SEASON OT GOALS

1. Mar. 20, 2010 (NSH) vs. Columbus (Mason)

#### REGULAR SEASON PENALTY SHOTS

None

#### LEAFS SINGLE GAME MILESTONES

N/A
N/A
N/A
N/A

#### LONGEST LEAFS STREAKS

N/A
N/A
N/A

#### REGULAR SEASON SHOOTOUT ATTEMPTS

2009-10: Did not score in 1 attempt  
2010-11: Scored 1 goal in 3 attempts  
CAREER: Scored 1 goal in 4 attempts

★ **BECAME A LEAF:** Acquired from Nashville with Matthew Lombardi to Brett Lebda and Robert Slaney, July 3, 2011.

**TRANSACTIONS:** Originally Nashville's third choice, 79th overall, in the 2005 Entry Draft.

★ **2010-11 SEASON:** Played 80 games for Nashville collecting 29 points (8 goals, 21 assists) with 30 penalty minutes. Ranked 28th (tie) among NHL defencemen in goals and 24th in shots on goal. Ranked 3rd among Nashville defencemen in points and 2nd in both plus/minus (+10) and goals. 1 of 9 defencemen in NHL to have at least 20 points and a double-digit plus rating in each of last 2 seasons. Played 100th career NHL game Jan. 8 at San Jose. Scored 1 goal on 3 shootout attempts. Played 12 playoff games for Nashville collecting 6 points (1 goal, 5 assists). Ranked 4th on team, and 14th among NHL defencemen in playoff points. Tied the Nashville franchise record for playoff assists and points. Set a Nashville franchise record for assists by a defenceman in a playoff series (4) in WCQF vs. Anaheim.

★ **CAREER:** **2009-10:** Played 61 games for Nashville collecting 21 points (6 goals, 15 assists) with 16 penalty minutes. Became 2nd rookie defenceman in Nashville franchise history to reach 20-point mark, joining Dan Hamhuis (6 goals, 15 assists). Ranked 3rd among NHL rookie defencemen in goals and for 4th (tie) in points. Ranked 1st among





**BORN:** Potsdam, Germany

**DATE:** January 31, 1984

**HEIGHT:** 5' 11"

**WEIGHT:** 183 lbs.

**SHOOTS:** Left

**POSITION:** Centre

Vs. NHL	GP	G	A	P	PIM
ANAHEIM	4	3	1	4	0
ATLANTA	14	6	6	12	6
BOSTON	21	9	3	12	10
BUFFALO	19	4	9	13	6
CALGARY	6	4	2	6	6
CAROLINA	11	6	2	8	8
CHICAGO	3	0	1	1	0
COLORADO	3	1	2	3	0
COLUMBUS	2	0	2	2	0
DALLAS	3	1	3	4	2
DETROIT	3	0	1	1	2
EDMONTON	6	3	0	3	0
FLORIDA	11	3	2	5	2
LOS ANGELES	2	1	1	2	2
MINNESOTA	3	1	1	2	2
MONTRÉAL	18	2	10	12	56
NASHVILLE	2	1	1	2	0
NEW JERSEY	11	2	2	4	4
NY ISLANDERS	13	1	5	6	10
NY RANGERS	13	0	5	5	10
OTTAWA	20	3	6	9	20
PHILADELPHIA	8	3	1	4	8
PHOENIX	3	0	0	0	4
PITTSBURGH	11	2	5	7	0
SAN JOSE	3	0	3	3	0
ST LOUIS	3	2	1	3	0
TAMPA BAY	11	0	4	4	6
TORONTO	2	0	0	0	2
VANCOUVER	5	2	1	3	2
WASHINGTON	11	2	8	10	2
<b>NHL TOTALS:</b>	<b>245</b>	<b>62</b>	<b>88</b>	<b>150</b>	<b>170</b>

★ **BECAME A LEAF:** Acquired from Montreal for Greg Paterny and Toronto's second round pick (later obtained by Boston - Jared Knight) in the 2010 Entry Draft, July 3, 2008.

**TRANSACTIONS:** Originally Montreal's fourth choice, 150th overall, in the 2004 Entry Draft.

★ **2010-11 SEASON:** Played 81 games for the Maple Leafs collecting 58 points (29 goals, 29 assists) with 60 penalty minutes. Ranked 1st on Maple Leafs in plus/minus (+14); 1st (tie) in overtime goals (1); 2nd in powerplay goals (10) and shots (239); 3rd in goals and points; and 3rd (tie) in game-winning goals (4). Established career highs for games played, goals, assists, points, powerplay goals, game-winning goals and shots on goal. Collected 2 points (1 goal, 1 assist) including 100th career NHL point Nov. 6 vs. Buffalo. Registered a 4-game goal and point streak (Nov. 10 - 16) with 6 points (4 goals, 2 assists). Registered a 4-game goal streak (Dec. 14 - 20) with 4 goals. Registered a career-high (tie) 6-game point streak (Dec. 14 - 28) with 7 points (5 goals, 2 assists). Missed a game Dec. 30 vs. Columbus due to birth of daughter Leeliah. Played 200th career NHL game Jan. 1 at Ottawa. Collected a season-high 3 points (2 goals, 1 assist) Jan. 7 at Atlanta. Registered a 5-game point streak (Jan. 3 - 11) with 7 points (4 goals, 3 assists). Scored 2 goals Jan. 20 vs. Anaheim. Scored career-high 21st goal of the season and collected an assist Feb. 1 vs. Florida. Scored 2 goals, including game-winning goal, Feb. 15 at Boston. Scored game-winning goal in overtime, collected an assist and named 1st star Mar. 2 vs. Pittsburgh. Registered a 4-game point streak (Feb. 26 - Mar. 3) with 5 points (1 goal, 4 assists). Scored 2 goals on 6 shootout attempts. Selected to play for Belarus at 2011 IIHF World Championship in Slovakia. Named captain of Belarus. Played 6 games for Belarus collecting 4 points (2 goals, 2 assists) with 2 penalty minutes. Was 1 of 3 players on Belarus named 'Best Players of Each Team Selected by Coaches'.

★ **CAREER: 2009-10:** Played 59 games for the Maple Leafs collecting 35 points (10 goals, 25 assists) with 10 penalty minutes. Ranked 1st on team in shorthanded goals (1-tie), 2nd in game-winning goals (3-tie) and 3rd in plus/minus (+3). Collected a career-high (tie) 3 assists Oct. 31 at Montreal. Posted a 4-game point streak (Oct. 26 - 31) with 6 points (2 goals, 4 assists). Played 100th Maple Leafs game Nov. 23 vs. NY Islanders. Registered a career-high (tie) 6-game point streak (Dec. 3 - 12) with 7 points (3 goals, 4 assists). Named to Team Belarus for 2010 Olympic Winter Games Dec. 29. Did not participate in Olympics due to injury. Missed 23 games (Jan. 5 - Mar. 7) due to wrist injury. Returned to lineup and collected an assist on GWG in overtime (Kulemin) Mar. 9 vs. Boston. Scored GWG Mar. 13 vs. Edmonton. Registered a 5-game point-streak (Mar. 9 - 16) with 5 points (2 goals, 3 assists). Scored GWG in overtime Mar. 25 at Atlanta. Collected 2 assists and a (+3) rating Mar. 27 vs. NY Rangers. Played 6 games for Belarus at World Championship collecting 3 assists with 6 penalty minutes. **2008-09:** Played 78 games for the Maple Leafs collecting 48 points (20 goals, 28 assists) with 92 penalty minutes. Ranked 1st on the team in shooting percentage (16.1%). Ranked 2nd in penalty minutes and 2nd (tie) in power-play goals (6). Ranked 3rd (tie) in games played. Ranked 3rd among NHL rookies in assists and points. Played 1st Maple Leafs game Oct. 9 at Detroit. Scored 1st Maple Leafs goal and point Oct. 25 vs. Ottawa. Collected 1st Maple Leafs assist Oct. 28 vs. Tampa Bay. Registered a season-high 4-game goal streak (6 goals) Nov. 2 - 8. Registered a season-high 6-game point streak (7 goals, 3 assists) Nov. 2 - 13. Suspended 3 games (Jan. 10 - 15) as a result of an abuse of official incident Jan. 8 at Montreal. Did not dress and was a healthy scratch Feb. 4 at Buffalo. Collected a career-high 4 points (1 goal, 3 assists) Mar. 21 at Montreal. Played 100th career NHL game Apr. 1 vs. Philadelphia. 1st Leaf since Sergei Berezin (25 goals in 1996-97) to score 20 goals in rookie season. Played 7 games for Belarus at World Championship

## FAVOURITE ROAD CITY:

Montreal

## FAVOURITE ATHLETE GROWING UP:

Peter Forsberg

## FAVOURITE SPORT

(BESIDES HOCKEY): Soccer

## FAVOURITE GENRE OF MUSIC:

Rock & Roll

collecting 9 points (3 goals, 6 assists) with 2 penalty minutes. Ranked 1st on Belarus in goals (tie), assists and points. **2007-08:** Played 24 games for Montreal collecting 9 points (3 goals, 6 assists) with 8 penalty minutes. Collected 1st NHL point (assist) Oct. 20 vs. Buffalo. Scored 1st career NHL goal Oct. 22 vs. Boston (Manny Fernandez). Played 12 games for Hamilton (AHL) collecting 20 points (8 goals, 12 assists) with 6 penalty minutes. Assigned to Hamilton (AHL) Dec. 4. Missed 8 games due to ankle injury Dec. 8 - 27. Returned to Hamilton's lineup Dec. 28 at Rochester and re-aggravated ankle injury. Missed 18 games due to injury Dec. 29 - Feb. 6. Earned 1st star honours in 5 consecutive games with Hamilton, collecting 16 points (6 goals, 10 assists), including 3 game-winning goals Feb. 15 - 20. Named AHL Player of the Week for period ending February 17. Played 5 games for Belarus at World Championship collecting 3 assists. **2006-07:** Played 3 games for Montreal. Played 1st career NHL game Jan. 6 vs. the New York Rangers. Played 66 games for Hamilton (AHL) collecting 54 points (17 goals, 37 assists) with 34 penalty minutes. Played 1st career AHL game Oct. 13 vs. Hershey. Collected 1st career AHL point (assist) Oct. 21 vs. Peoria. Scored 1st career AHL goal Oct. 25 vs. Toronto. Recorded a 6-game point-streak collecting 12 points (3 goals, 9 assists). Played 20 playoff games for Hamilton

collecting 11 points (4 goals, 7 assists) with 21 penalty minutes. In 1st career AHL playoff game scored game-winning goal in double overtime in GM #3 North Division Semi-Final Apr. 22 vs. Rochester. Collected a goal and assist in Game #4 of Calder Cup Final Jun. 6 vs. Hershey. Won Calder Cup. **2005-06:** Ranked 3rd on Moscow Dynamo in goals (10), assists (17) and points (27). Played 7 games for Belarus at World Championship collecting 9 points (5 goals, 4 assists) in 7 games. **2004-05:** Ranked 1st on Nizhnekamsk of the Russian Hockey League in goals (16), assists (20) and points (36) in 60 games played. Played 6 games for Belarus at World Championship collecting 5 points (4 goals, 1 assist) with 2 penalty minutes. **2003-04:** Played 5 games for Belarus at World Championship collecting 3 points (2 goals, 1 assist) with 8 penalty minutes. **2002-03:** Played 6 games for Belarus at World Junior Championship collecting 2 goals and 2 penalty minutes. **2001-02:** Played 26 games for HC Minsk of Belarus League collecting 17 points (10 goals, 7 assists) with 16 penalty minutes. Played 6 games for Belarus at World Junior Championship collecting an assist. Played 8 games for Belarus at World Under-18 Championship collecting 3 points (2 goals, 1 assist) with 2 penalty minutes.

AMATEUR AND PRO RECORD		REGULAR SEASON													PLAYOFFS				
SEASON	CLUB	LEAGUE	GP	G	A	PTS	+/-	PIM	PP	SH	GW	S	5%	GP	G	A	PTS	PIM	
2001-02	HC MINSK	BYELARUS	26	10	7	17	--	16	--	--	--	--	--	--	--	--	--	--	
	BYELARUS	WJC	6	0	1	1	--	2	--	--	--	--	--	--	--	--	--	--	
	BYELARUS	WJC (U18)	8	2	1	3	--	2	--	--	--	--	--	--	--	--	--	--	
2002-03	HC MINSK	BYELARUS	STATISTICS NOT AVAILABLE													--	--	--	
	BYELARUS	WJC	6	2	0	2	--	2	--	--	--	--	--	--	--	--	--	--	
2003-04	NIZHNEKAMSK	RUSSIA	45	6	11	17	--	26	--	--	--	--	--	5	0	0	0	4	
	BYELARUS	WJC	5	2	1	3	--	8	--	--	--	--	--	--	--	--	--	--	
2004-05	NIZHNEKAMSK	RUSSIA	60	16	20	36	--	32	--	--	--	--	--	3	2	0	2	2	
	YUNOST-MINSK	BEL	--	--	--	--	--	--	--	--	--	--	--	5	2	4	6	6	
2005-06	BYELARUS	WJC	6	4	1	5	--	2	--	--	--	--	--	--	--	--	--	--	
	DYNAMO MOSCOW	RUSSIA	48	10	17	27	--	28	--	--	--	--	--	4	0	0	0	4	
2006-07	YUNOST-MINSK	BELOPEN	8	6	8	14	--	10	--	--	--	--	--	--	--	--	--	--	
	BYELARUS	WJC	7	5	4	9	--	2	--	--	--	--	--	--	--	--	--	--	
2007-08	MONTRÉAL	NHL	3	0	0	0	-2	0	0	0	0	5	0.0	--	--	--	--	--	
	HAMILTON	AHL	66	17	37	54	--	35	--	--	--	--	--	20	4	7	11	21	
2007-08	MONTRÉAL	NHL	24	3	6	9	-4	8	0	0	1	23	13.0	--	--	--	--	--	
	HAMILTON	AHL	12	8	12	20	--	6	--	--	--	--	--	--	--	--	--	--	
2008-09	BYELARUS	WJC	5	0	3	3	--	0	--	--	--	--	--	--	--	--	--	--	
	TORONTO	NHL	78	20	28	48	-8	92	6	0	2	120	16.7	--	--	--	--	--	
2009-10	BYELARUS	WJC	7	3	6	9	--	2	--	--	--	--	--	--	--	--	--	--	
	TORONTO	NHL	59	10	25	35	3	10	2	1	3	126	7.9	--	--	--	--	--	
2010-11	BYELARUS	WJC	6	0	3	3	--	6	--	--	--	--	--	--	--	--	--	--	
	TORONTO	NHL	81	29	29	58	14	60	10	0	4	239	12.1	--	--	--	--	--	
	BYELARUS	WJC	6	2	2	4	--	2	--	--	--	--	--	--	--	--	--	--	
	NHL TOTALS		245	62	88	150	9	170	18	1	10	513	12.1	--	--	--	--	--	
	LEAF TOTALS		218	59	82	141	9	162	18	1	9	485	8.2	--	--	--	--	--	

## NHL SINGLE GAME MILESTONES

HAT TRICKS None  
MOST GOALS 2(6) - Last: Feb. 15, 2011 (TOR) at BOS  
MOST ASSISTS 3(2) - Last: Oct. 31, 2009 (TOR) at MTL  
MOST POINTS 4(1) - Last: Mar. 21, 2009 (TOR) at MTL  
\*number of times occurred in parenthesis ( ).

## LONGEST NHL STREAKS

POINTS 6 - Last: Dec. 14 - 20, 2010 (TOR) (5G, 2A)  
GOALS 4 - Last: Dec. 14 - 20, 2010 (TOR) (4G)  
ASSISTS 4 - Last: Dec. 14 - 20, 2010 (TOR) (4G)

## REGULAR SEASON OT GOALS

1. Mar. 10, 2009 (TOR) VS NY Islanders (MacDonald)  
2. Mar. 25, 2010 (TOR) @ Atlanta (Pavelec)  
3. Mar. 2, 2011 (TOR) vs. Pittsburgh (Fleury)

## REGULAR SEASON PENALTY SHOTS

1. Mar. 5, 2011 (TOR) vs. Chicago (Crawford, No Goal)  
2. Mar. 31, 2011 (TOR) at Boston (Thomas, No Goal)

## LEAFS SINGLE GAME MILESTONES

None  
2(6) - Last: Feb. 15, 2011 at BOS  
3(2) - Last: Oct. 31, 2009 at MTL  
4(1) - Last: Mar. 21, 2009 at MTL

## LONGEST LEAFS STREAKS

See Longest NHL Streaks  
See Longest NHL Streaks  
See Longest NHL Streaks

## REGULAR SEASON SHOOTOUT ATTEMPTS

2006-07: None  
2007-08: None  
2008-09: Scored 1 goal in 3 attempts  
2009-10: None  
2010-11: Scored 2 goals in 6 attempts  
CAREER: Scored 3 goals in 9 attempts





**BORN:** Orebro, Sweden  
**DATE:** November 9, 1986  
**HEIGHT:** 6' 2"  
**WEIGHT:** 196 lbs.  
**SHOOTS:** Left  
**POSITION:** Defence

Vs. NHL	GP	G	A	P	PIM
ANAHEIM	1	1	0	1	0
ATLANTA	7	0	1	1	2
BOSTON	8	2	3	5	0
BUFFALO	7	0	3	3	2
CALGARY	2	0	0	0	0
CAROLINA	6	0	1	1	4
CHICAGO	1	0	0	0	0
COLORADO	1	0	1	1	0
COLUMBUS	1	0	0	0	0
DALLAS	1	0	0	0	0
DETROIT	1	0	0	0	0
EDMONTON	3	0	2	2	0
FLORIDA	6	0	0	0	0
LOS ANGELES	2	0	0	0	0
MINNESOTA	1	1	0	1	2
MONTREAL	7	0	1	1	0
NASHVILLE	1	0	0	0	0
NEW JERSEY	7	1	1	2	0
NY ISLANDERS	4	0	0	0	2
NY RANGERS	5	0	1	1	0
OTTAWA	10	0	2	2	4
PHILADELPHIA	6	0	1	1	4
PHOENIX	1	0	0	0	0
PITTSBURGH	5	1	3	4	0
SAN JOSE	2	1	0	1	0
ST LOUIS	1	0	0	0	2
TAMPA BAY	6	0	5	5	2
TORONTO	0	0	0	0	0
VANCOUVER	2	0	1	1	0
WASHINGTON	6	0	2	2	0
<b>NHL TOTALS:</b>	<b>111</b>	<b>7</b>	<b>28</b>	<b>35</b>	<b>24</b>

★ **BECAME A LEAF:** Toronto's sixth choice, 189th overall, in the 2007 Entry Draft.

**TRANSACTIONS:** None.

★ **2010-11 SEASON:** Played 68 games for the Maple Leafs collecting 20 points (4 goals, 16 assists) with 14 penalty minutes. Ranked 3rd on Maple Leafs in blocked shots (120). Scored 1st goal of season Dec. 4 vs. Boston. Missed game due to injury Dec. 16 at Calgary. Scored game-winning goal Jan. 11 at San Jose. Collected a season-high 2 assists Mar. 2 vs. Pittsburgh. Played 100th career NHL game and registered 7 blocked shots Mar. 16 at Carolina. Collected an assist and a (+3) rating Mar. 24 at Colorado. Collected an assist and registered a career-high (30:25) in ice-time Mar. 31 at Boston. Registered over 21 minutes of ice-time in 24 consecutive games (Feb. 19 - Apr. 9). Registered a 4-game assist streak (Mar. 29 - Apr. 5) with 4 assists. Healthy scratch 13 times this season, most recently Feb. 12 at Montreal. Selected to play for Sweden at 2011 IIHF World Championship in Slovakia. Played 9 games for Sweden collecting 2 assists with 2 penalty minutes and a (+5) rating. Won silver medal with Sweden.

★ **CAREER: 2009-10:** Played 43 games for the Maple Leafs collecting 15 points (3 goals, 12 assists) with 10 penalty minutes. Played 12 games for the Toronto Marlies (AHL) collecting 2 assists with 2 penalty minutes. Ranked 1st on Maple Leafs in plus/minus (+8). Recalled from the Marlies Nov. 12. Healthy scratch Nov. 13 at Chicago. Made NHL debut Nov. 14 vs. Calgary. Collected 1st NHL point (assist) Nov. 17 at Ottawa. Collected a season-high 3 assists and a (+3) rating at Tampa Bay. Missed 22 games (Dec. 1 - Jan. 12) due to elbow injury. Returned to lineup and posted a (+2) rating Jan. 14 vs. Philadelphia. Scored 1st NHL goal Jan. 29 at New Jersey (Martin Brodeur). Scored a goal and posted a (+3) rating Mar. 9 vs. Boston. Collected 2 assists and a (+2) rating Mar. 13 vs. Edmonton. Played 9 games for Sweden at World Championship collecting 2 points (1 goal, 1 assist) with 2 penalty minutes. Won bronze medal with Sweden. **2008-09:** Played 53 games for Linköping of Swedish Elite League collecting 16 points (6 goals, 10 assists) with 26 penalty minutes. Played 7 playoff games for Linköping collecting 1 assist and 2 penalty minutes. Played 6 games for Sweden at World Championship collecting 2 goals and 4 penalty minutes. Won bronze medal with Sweden. **2007-08:** Played 53 games for Linköping collecting 9 points (2 goals, 7 assists) with 28 penalty minutes. Played 16 playoff games for Linköping collecting 4 assists with 10 penalty minutes. **2006-07:** Played 30 games for Linköping collecting 4 points (2 goals, 2 assists) with 8 penalty minutes. Played 15 playoff games

#### FAVOURITE ROAD CITY:

Vancouver

#### FAVOURITE PERSON TO FOLLOW

ON TWITTER: @armdog

#### FAVOURITE PRO SPORTS TEAM

(BESIDES LEAFS): Liverpool

#### FAVOURITE APP FOR

BLACKBERRY/IPHONE: Twitter

for Linköping collecting 4 assists with 4 penalty minutes. Played 6 games for Linköping Jr. collecting 5 assists and 6 penalty minutes. Played 15 games for Vasteras of Sweden-2 collecting 5 points (2 goals, 3 assists) 14 penalty minutes. **2005-06:** Played 14 games for Linköping while going scoreless. Played

30 games for Linköping Jr. collecting 13 points (7 goals, 6 assists) with 26 penalty minutes. Played 4 playoff games for Linköping Jr. collecting 1 goal and 4 penalty minutes. Played 12 games for Arboga of Sweden-2 collecting 6 points (1 goal, 5 assists) with 8 penalty minutes.

AMATEUR AND PRO RECORD		REGULAR SEASON													PLAYOFFS				
SEASON	CLUB	LEAGUE	GP	G	A	PTS	+/-	PIM	PP	SH	GW	S	5%		GP	G	A	PTS	PIM
2005-06	LINKÖPING HC	SEL	14	0	0	0	--	0	--	--	--	--	--	--	--	--	--	--	--
	ARBOGA IFK	SWE-2	12	1	5	6	--	8	--	--	--	--	--	--	--	--	--	--	--
	LINKÖPING JR	SWE-JR.	30	7	6	13	--	26	--	--	--	--	--	--	4	1	0	1	4
2006-07	LINKÖPING HC	SEL	30	2	2	4	--	8	--	--	--	--	--	--	15	0	4	4	4
	VASTERAS	SWE-2	15	2	3	5	--	14	--	--	--	--	--	--	--	--	--	--	--
	LINKÖPING JR	SWE-JR.	6	0	5	5	--	6	--	--	--	--	--	--	--	--	--	--	--
2007-08	LINKÖPING HC	SEL	53	2	7	9	--	28	--	--	--	--	--	--	16	0	4	4	10
2008-09	LINKÖPING HC	SEL	53	6	10	16	--	26	--	--	--	--	--	--	7	0	1	1	2
	SWEDEN	WC	6	2	0	2	--	--	--	--	--	--	--	--	--	--	--	--	--
2009-10	TORONTO	NHL	43	3	12	15	8	10	0	0	0	45	6.7	--	--	--	--	--	--
	TORONTO	AHL	12	0	2	2	--	2	--	--	--	--	--	--	--	--	--	--	--
	SWEDEN	WC	9	1	1	2	--	2	--	--	--	--	--	--	--	--	--	--	--
2010-11	TORONTO	NHL	68	4	16	20	-2	14	1	0	1	69	5.8	--	--	--	--	--	--
	SWEDEN	WC	9	0	2	2	--	2	--	--	--	--	--	--	--	--	--	--	--
	<b>NHL TOTALS</b>		<b>111</b>	<b>7</b>	<b>28</b>	<b>35</b>	<b>6</b>	<b>24</b>	<b>1</b>	<b>0</b>	<b>1</b>	<b>114</b>	<b>6.1</b>	--	--	--	--	--	--

#### NHL SINGLE GAME MILESTONES

HAT TRICKS None  
 MOST GOALS 1(7) - Last: Mar. 23, 2011 at MIN  
 MOST ASSISTS 3(1) - Last: Nov. 25, 2009 at TBL  
 MOST POINTS 3(1) - Last: Nov. 25, 2009 at TBL (3A)  
 \*number of times occurred in parenthesis ( ).

#### LONGEST NHL STREAKS

POINTS 4 - Last: Mar. 29 - Apr. 5, 2011 (4A)  
 GOALS 1 - Last: Mar. 23, 2011 (1G)  
 ASSISTS 4 - Last: Mar. 29 - Apr. 5, 2011 (4A)

#### REGULAR SEASON OT GOALS

None

#### REGULAR SEASON PENALTY SHOTS

None

#### LEAFS SINGLE GAME MILESTONES

See NHL Single Game Milestones  
 See NHL Single Game Milestones  
 See NHL Single Game Milestones  
 See NHL Single Game Milestones

#### LONGEST LEAFS STREAKS

See Longest NHL Streaks  
 See Longest NHL Streaks  
 See Longest NHL Streaks

#### REGULAR SEASON SHOOTOUT ATTEMPTS

2009-10: None  
 2010-11: None



**BORN:** Danderyd, Sweden

**DATE:** October 24, 1984

**HEIGHT:** 6' 3"

**WEIGHT:** 192 lbs.

**CATCHES:** Catches Left

**POSITION:** Goaltender

Vs. NHL	GP	W-L-T-OT	SO	GA	GAA	Sv%
ANA	1	1-0-0-0	0	3	3.05	.893
ATL	3	1-2-0-0	0	9	3.29	.857
BOS	4	2-1-0-1	1	7	1.71	.940
BUF	5	0-2-0-2	0	13	2.90	.903
CGY	3	0-2-0-0	0	6	4.04	.875
CAR	4	1-2-0-1	0	14	3.47	.888
CHI	0	0-0-0-0	0	0	0.00	.000
COL	0	0-0-0-0	0	0	0.00	.000
CBJ	1	0-1-0-0	0	3	3.10	.906
DAL	2	1-0-0-1	0	5	2.44	.914
DET	1	1-0-0-0	0	1	1.00	.972
EDM	2	1-1-0-0	0	6	4.19	.829
FLA	4	2-2-0-0	0	12	3.03	.892
LAK	1	0-1-0-0	0	4	4.07	.875
MIN	1	0-1-0-0	0	4	4.14	.867
MTL	4	2-1-0-1	0	7	2.06	.928
NSH	2	1-0-0-0	0	3	2.47	.917
NJD	4	2-1-0-0	0	9	2.55	.916
NYI	2	0-1-0-1	0	3	2.09	.893
NYR	4	1-3-0-0	0	15	3.86	.882
OTT	4	2-2-0-0	0	7	1.72	.936
PHI	1	0-1-0-0	0	6	6.00	.812
PHX	0	0-0-0-0	0	0	0.00	.000
PIT	3	1-2-0-0	0	12	4.00	.867
SJS	0	0-0-0-0	0	0	0.00	.000
STL	1	1-0-0-0	0	5	4.62	.886
TBL	4	1-0-0-3	0	12	2.91	.910
TOR	0	0-0-0-0	0	0	0.00	.000
VAN	1	0-1-0-0	0	3	3.05	.893
WSH	3	1-1-0-1	0	11	3.93	.871
<b>TOTALS</b>	<b>65</b>	<b>22-28-0-11</b>	<b>1</b>	<b>180</b>	<b>3.02</b>	<b>.898</b>

Made 35 saves on 36 shots and was named 1st star Nov. 7 vs. Detroit. Left game due to injury, but recorded a combined shutout with Joey MacDonald Dec. 1 at Montreal. Missed 8 games (Dec. 3 - 16) due to injury. Made 25 saves and posted 1st NHL shutout Dec. 19 vs. Boston. Named to Team Sweden for 2010 Olympic Winter Games Dec. 29. Made 29 saves on 31 shots and named 1st star Jan. 5 vs. Florida. Appeared in 1 game for Team Sweden at 2010 Olympics posting a win, a 2.00 goals against average and a .895 save percentage. Registered a win Mar. 6 at Ottawa and became 1st Leafs rookie goaltender to record 10 wins in a season since Mikael Tellqvist (2005-06). Tied a franchise record for most consecutive wins by a rookie goaltender with a win in 7 straight starts (Mar. 6 - 27) stopping 183 of 197 shots, with a 1.93 goals against average and a .929 save percentage during that stretch. Nominated by the Toronto chapter of the Professional Hockey Writers Association for the 2010 Bill Masterton Trophy awarded for 'perseverance, sportsmanship and dedication to hockey'. Played 6 games for Sweden at IIHF World Championship compiling a record of 4-2-0, with a 1.79 goals against average and a .937 save percentage. Won a bronze medal with Sweden at World Championship. **2008-09:** Played 42 games for Farjestads of Swedish Elite League registering 4 shutouts and led the league with a 1.96 goals against average and a .932 save percentage. Played 13 playoff games for Farjestads registering a 1.03 goals against average,

**FAVOURITE PART OF LIVING IN TORONTO:** Culture of hockey

**FAVOURITE RESTAURANT IN TORONTO:** Real Sports Bar & Grill

**FAVOURITE HOCKEY MEMORY:** Playing in the Olympics

**FAVOURITE PRE-GAME MEAL:** Pasta

a .961 save percentage and 5 shutouts. Won Swedish Elite League championship with Farjestad. Played 5 games for Sweden at World Championship registering a record of 3-2-0, a 2.83 goals against average and a .914 save percentage. Won bronze medal with Sweden at World Championship. **2007-08:** Played 20 games for Farjestads (SEL) registering 2 shutouts and a 2.39 goals against average. Played 10 playoff games for Farjestads (SEL) registering a 3.73 goals against average. **2006-07:** Played 23 games for AIK (SWE-2) registering a 2.79 goals against average

and 2 shutouts. **2005-06:** Played 6 games for AIK (SWE-2) registering a 2.39 goals against average. Played 5 games for AIK (SWE-JR) registering a 3.26 goals against average. **2004-05:** Played 10 games for AIK (SWE-JR) registering a 3.45 goals against average. **2003-04:** Played 1 game for AIK (SWE-2) allowing 1 goal in 20 minutes. Played 9 games for AIK (SWE-JR) registering a 2.85 goals against average. **2002-03:** Played 25 games for AIK (SWE-JR) registering a 3.21 goals against average.

AMATEUR AND PRO RECORD			REGULAR SEASON								PLAYOFFS							
SEASON	CLUB	LEAGUE	GP	MINS	W	L	OT	GA	SO	AVG.	GP	MINS	W	L	GA	SO	AVG.	
2002-03	AIK	SWE-JR.	25	1459	--	--	--	78	0	3.21	--	--	--	--	--	--	--	
2003-04	AIK	SWE-2	1	20	--	--	--	1	0	2.95	--	--	--	--	--	--	--	
	AIK	SWE-JR.	9	505	--	--	--	24	0	2.85	--	--	--	--	--	--	--	
2004-05	AIK	SWE-JR.	10	557	--	--	--	32	0	3.45	--	--	--	--	--	--	--	
2005-06	AIK	SWE-2	6	351	--	--	--	14	0	2.39	--	--	--	--	--	--	--	
	AIK	SWE-JR.	5	258	--	--	--	14	0	3.26	--	--	--	--	--	--	--	
2006-07	AIK	SWE-2	23	1269	--	--	--	59	2	2.79	--	--	--	--	--	--	--	
2007-08	FARJESTADS	SEL	20	1102	--	--	--	44	2	2.39	10	517	--	--	31	0	3.73	
2008-09	FARJESTADS	SEL	42	2475	--	--	--	81	4	1.96	13	819	--	--	14	5	1.03	
	SWEDEN	WC	5	276	3	2	0	13	0	2.83	--	--	--	--	--	--	--	
2009-10	TORONTO	NHL	42	2340	16	15	9	112	1	2.87	--	--	--	--	--	--	--	
	SWEDEN	OLYMPICS	1	60	1	0	0	2	4	2.00	--	--	--	--	--	--	--	
	SWEDEN	WC	6	369	4	2	0	11	0	1.79	--	--	--	--	--	--	--	
2010-11	TORONTO	NHL	23	1242	6	13	2	68	0	3.29	--	--	--	--	--	--	--	
	TORONTO	AHL	5	263	3	1	1	5	0	1.14	--	--	--	--	--	--	--	
NHL TOTALS			65	3582	22	28	11	180	1	3.02	--	--	--	--	--	--	--	

★ **BECAME A LEAF:** Signed as a free agent by Toronto July 7, 2009.

**TRANSACTIONS:** None.

★ **2010-11 SEASON:** Played 23 games for the Maple Leafs compiling a record of 6-13-2 with a 3.29 goals against average and a .890 save percentage. Played 5 games for the Toronto Marlies (AHL) compiling a record of 3-1-1 with a 1.14 goals against average and a .955 save percentage. Relieved an injured Jean-Sebastien Giguere in 3rd period, made 6 saves to help preserve the win and named 3rd star Nov. 16 vs. Nashville. Made 29 saves on 30 shots and named 1st star Nov. 18 vs. New Jersey. Made a season-high 39 saves on 44 shots Jan. 6 vs. St. Louis. Assigned to the Marlies Feb. 4 for conditioning purposes. Missed 5 games (Feb. 12 - 22) with the Maple Leafs due to injury. Recalled from the Marlies Feb. 28. Made 6 saves on 10 shootout attempts. Registered a record of 2 wins and 1 loss in shootouts.

★ **CAREER:** **2009-10:** Played 42 games for the Maple Leafs compiling a record of 16-15-9, with a 2.87 goals against average, a .902 save percentage and 1 shutout. Made NHL debut in 2nd period Oct. 3 at Washington. Made 1st NHL start Oct. 6 vs. Ottawa. Missed 5 games (Oct. 10 - 24) due to groin injury. Registered 1st NHL win Oct. 26 at Anaheim.

#### NHL SINGLE GAME MILESTONES

MOST SAVES 40 - Nov. 19, 2009 at CAR  
MOST SHOTS 45 - Nov. 19, 2009 at CAR  
\* number of times occurred in parenthesis ( ).

#### LONGEST NHL STREAKS

WINNING STREAK 7 - Mar. 6 - 27, 2010  
LOSING STREAK 4 (2) - Nov. 26 - Dec. 10, 2010  
SHUTOUT STREAK (MINS) 75:01 - Dec. 18 - 21, 2010

#### REGULAR SEASON PENALTY SHOTS AGAINST

1. Oct. 6, 2009 vs. Ottawa (Alfredsson, goal)  
2. Oct. 13, 2010 at Pittsburgh (Malkin, no goal)  
3. Dec. 16, 2010 at Calgary (Iginla, no goal)

#### REGULAR SEASON SHOOTOUT ATTEMPTS AGAINST

2009-10: Stopped 4 shots in 7 shootout attempts  
Record: 2 wins, 1 loss  
2010-11: Stopped 6 shots in 10 shootout attempts  
Record: 2 wins, 1 loss

#### LEAFS SINGLE GAME MILESTONES

See NHL Single Game Milestones  
See NHL Single Game Milestones

#### LONGEST LEAF STREAKS

See NHL Longest NHL Streaks  
See NHL Longest NHL Streaks





**BORN:** Madison, Wisconsin, USA  
**DATE:** October 2, 1987  
**HEIGHT:** 6'  
**WEIGHT:** 202 lbs.  
**SHOOTS:** Right  
**POSITION:** Right Wing



**BECAME A LEAF:** Acquired from Boston for Toronto's first (Tyler Seguin) and second (Iared Knight) round picks in the 2010 Entry Draft and Toronto's first round pick (Dougie Hamilton) in the 2011 Entry Draft, September 18, 2009.

**TRANSACTIONS:** Originally Boston's first choice, fifth overall, in the 2006 Entry Draft.



**2010-11 SEASON:** Played 82 games for the Maple Leafs collecting 64 points (32 goals, 32 assists) with 24 penalty minutes. Ranked 1st on Maple Leafs in goals, points, shots (325), powerplay goals (12), powerplay points (23), game-winning goals (6), 1st (tie) in overtime goals (1) and shorthanded goals (1). Ranked 2nd in assists. 1 of 5 Maple Leafs players to play in all 82 regular season games. Established career highs for assists, powerplay goals, shorthanded goals and shots. Ranked 4th in NHL shots. Scored 2 goals, including game-winning goal in overtime and 100th career NHL goal, added an assist, and named 1st star Oct. 15 at NY Rangers. Played 300th career NHL game and scored a goal Oct. 26 vs. Florida. Scored 1st career shorthanded goal Nov. 26 at Buffalo. Collected 200th career NHL point with goal and an assist Dec. 14 at Edmonton. Registered a 4-game goal streak (Jan. 6 - 11) with 4 goals. Selected to play in 2011 NHL All-Star Game Jan. 11. Collected 100th career NHL assist Jan. 24 at Carolina. Tied a career-high with 4 points (2 goals, 2 assists) and named 1st star Feb. 24 at Montreal. Named NHL's First Star of the Week (Feb. 27) with 8 points (4 goals, 4 assists) in 4 games. Registered a 5-game point streak (Feb. 22 - Mar. 2) with 10 points (5 goals, 5 assists). Scored game-winning goal and added an assist Mar. 12 vs. Buffalo. Collected 2 assists and tied a career high with 60th point of season Mar. 31 at Boston. Scored a goal, set a career high with 61st point of the season, and named 1st star Apr. 2 at Ottawa. Finished season on a 10-game point streak (Mar. 19 - Apr. 9) with

Vs. NHL	GP	G	A	P	PIM
ANAHEIM	3	0	2	2	0
ATLANTA	20	7	10	17	6
BOSTON	12	2	4	6	4
BUFFALO	32	11	6	17	8
CALGARY	6	0	1	1	0
CAROLINA	20	3	5	8	2
CHICAGO	5	5	0	5	0
COLORADO	3	2	0	2	0
COLUMBUS	4	2	1	3	7
DALLAS	3	1	0	1	0
DETROIT	5	3	2	5	0
EDMONTON	6	4	2	6	0
FLORIDA	19	7	1	8	2
LOS ANGELES	4	4	2	6	0
MINNESOTA	5	2	1	3	0
MONTRÉAL	29	10	13	23	10
NASHVILLE	4	1	2	3	0
NEW JERSEY	19	4	12	16	8
NY ISLANDERS	19	9	7	16	8
NY RANGERS	17	3	3	6	4
OTTAWA	31	15	8	23	12
PHILADELPHIA	18	1	5	6	12
PHOENIX	4	1	1	2	0
PITTSBURGH	19	6	8	14	4
SAN JOSE	4	2	1	3	2
ST LOUIS	5	2	3	5	2
TAMPA BAY	19	7	6	13	6
TORONTO	18	8	4	12	2
VANCOUVER	4	3	0	3	2
WASHINGTON	17	3	7	10	0
<b>NHL TOTALS:</b>	<b>374</b>	<b>128</b>	<b>117</b>	<b>245</b>	<b>101</b>

11 points (4 goals, 7 assists). Scored 2 goals in a game on 5 occasions (Oct. 15, Dec. 28, Jan. 6, Feb. 15, Feb. 24). Tied a career-high with 2 assists on 6 occasions (Nov. 16, Jan. 1, Jan. 20, Feb. 24, Feb. 26, Mar. 31). Scored 1 goal on 8 shootout attempts.



**CAREER: 2009-10:** Played 70 games for the Maple Leafs collecting 55 points (30 goals, 25 assists) with 21 penalty minutes. Ranked 1st on team in goals, points, powerplay goals (8), game-winning goals (5) and shots (297). Ranked 2nd (tie) on team in assists. Ranked 6th in NHL shots. Missed 12 games (Oct. 1 - 31) due to shoulder injury. Made Maple Leafs debut and recorded 10 shots Nov. 3 vs. Tampa Bay. Collected 1st Maple Leafs point (assist) Nov. 6 at Carolina. Scored 1st Maple Leafs goal and added an assist Nov. 7 vs. Detroit (Chris Osgood). Registered a 6-game point streak (Nov. 6 - 17) with 8 points (5 goals, 3 assists). Named to Team USA for 2010 Olympic Winter Games Jan. 1. Registered a team-high 7-game point streak (Jan. 9 - 21) with 8 points (1 goal, 7 assists). Registered a 5-game point streak (Jan. 30 - Feb. 8) with 10 points (6 goals, 4 assists). Collected 3 points (2 goals, 1 assist) Feb. 6 vs. Ottawa. Won a silver medal with Team USA at the 2010 Olympics, collecting 2 points (1 goal, 1 assist) with a (+2) rating in 6 games. Collected 3 points (2 goals, 1 assist) Mar. 13 vs. Edmonton. **2008-09:** Played 70 games for Boston collecting 60 points (36 goals, 24 assists) with 16 penalty minutes. Established career-highs in goals. The 36 goals scored were the most by a Boston player since 2002-03. Registered 14 multi-point games. Registered 2nd career hat-trick and a career-high (tie) 4 points Apr. 12 at NY Islanders. Registered a career-high 18-game point streak (Nov. 13 - Dec. 21) with 28 points (14 goals, 14 assists). That was longest point streak in the NHL, tied him with Ed Olczyk for the longest point streak by a U.S. born player in NHL history, the 5th longest in Bruins history and the longest by a Bruin since 1996-97. Registered a career-high 6-game goal streak (Nov. 26

**FAVOURITE RESTAURANT IN TORONTO:** Harbour Sixty Steakhouse  
**FAVOURITE ATHLETE GROWING UP:** Joe Sakic

**BEST PART OF BEING A PRO ATHLETE:** My teammates and the fans  
**FAVOURITE GENRE OF MUSIC:** Country

- Dec. 8) with 7 goals. Collected 100th career NHL point (goal) Dec. 18 vs. Toronto. Played 200th career NHL game Feb. 7 vs. Philadelphia. Named NHL's First Star for the week ending Dec. 14, collecting 8 points (3 goals, 5 assists) in 4 games played. Named NHL's Third Star of the week ending Apr. 12 collecting 6 points (5 goals, 1 assist) in 3 games played. Missed 12 games due to injuries (mononucleosis, shoulder and flu-like symptoms) and underwent shoulder surgery May 21. Played 11 playoff games for Boston collecting 11 points (6 goals, 5 assists) with 4 penalty minutes. Ranked 3rd on Boston in playoff points. **2007-08:** Played in a career-high (tie) 82 games for Boston. Registered 5 multi-point games. Registered 1st career hat-trick and career-high (tie) 4 points Oct. 12 at Los Angeles. Registered 5 shootout deciding goals, which led the NHL. Played 1st NHL playoff game and collected 1st playoff point (assist) Apr. 10 at Montreal. Scored 1st NHL playoff goal Apr. 17 at Montreal. Scored 2 goals in GM #6 of ECQF vs. Montreal. Played 7 games for Team USA at IIHF World Championship collecting 10 points (6 goals, 4 assists) with 6 penalty minutes. **2006-07:** Registered 7 multi-point games. Ranked 1st among all NHL rookies and 2nd (tie) overall in shootout deciding goals (4). Played 1st NHL game Oct. 6 at Florida. Collected 1st NHL point (assist) Oct. 7 at Tampa Bay. Scored 1st NHL goal Oct.

21 vs. Buffalo (Martin Biron). Missed 11 games (Dec. 11 - Jan. 4) following a testicular cancer diagnosis and surgery. Won the NHL's Bill Masterton Trophy for 'perseverance, sportsmanship and dedication to hockey'. Played 7 games for United States at World Championship collecting 7 points (2 goals, 5 assists) with 6 penalty minutes. **2005-06:** Played 39 games for University of Minnesota (WCHA) collecting 51 points (18 goals, 33 assists) with 28 penalty minutes. Ranked 2nd on team in points and 6th in the WCHA. Ranked 13th in NCAA scoring and 1st among freshman players. Ranked 1st on team with a (+22) rating. Named WCHA's Rookie of the Year and WCHA All-Rookie Team. Scored 1st career college goal on a penalty shot Oct. 21 vs. Minnesota St. - 1st time in team history that had occurred. Played 7 games for Team USA at World Junior Championship collecting 11 points (1 goal, 10 assists) with 2 penalty minutes. Ranked 1st in tournament scoring. Played 7 games for Team USA at World Championship collecting 2 points (1 goal, 1 assist) with 2 penalty minutes. Was only college player on Team USA at World Championship. **2004-05:** Played 7 games for Team USA at World Junior Championship collecting 6 points (4 goals, 2 assists) with 2 penalty minutes.\*Holds USA Hockey's record for career points at the IIHF World Under-18 Championship with 26.

AMATEUR AND PRO RECORD		REGULAR SEASON													PLAYOFFS					
SEASON	CLUB	LEAGUE	GP	G	A	PTS	+/-	PIM	PP	SH	GW	S	5%	GP	G	A	PTS	PIM		
2003-04	USNTDP	U-17	32	31	18	49	--	8	--	--	--	--	--	--	--	--	--	--	--	--
	USNTDP	NAHL	30	21	12	33	--	18	--	--	--	--	--	--	--	--	--	--	--	--
	UNITED STATES	U-18	6	7	3	10	--	6	--	--	--	--	--	--	--	--	--	--	--	--
2004-05	USNTDP	U-18	31	41	32	73	--	16	--	--	--	--	--	--	--	--	--	--	--	--
	USNTDP	NAHL	14	11	14	25	--	21	--	--	--	--	--	--	--	--	--	--	--	--
	UNITED STATES	U-18	6	9	7	16	--	2	--	--	--	--	--	--	--	--	--	--	--	--
2005-06	UNITED STATES	WJC	7	4	2	6	--	2	--	--	--	--	--	--	--	--	--	--	--	--
	U. OF MINNESOTA	WCHA	39	18	33	51	--	28	--	--	--	--	--	--	--	--	--	--	--	--
	UNITED STATES	WJC	7	1	10	11	--	2	--	--	--	--	--	--	--	--	--	--	--	--
2006-07	UNITED STATES	WC	7	1	1	2	--	2	--	--	--	--	--	--	--	--	--	--	--	--
	BOSTON	NHL	70	11	18	29	-12	12	1	0	0	170	6.5	--	--	--	--	--	--	--
	PROVIDENCE	AHL	2	1	0	1	--	2	--	--	--	--	--	--	--	--	--	--	--	--
2007-08	UNITED STATES	WC	7	2	5	7	--	6	--	--	--	--	--	--	--	--	--	--	--	--
	BOSTON	NHL	82	19	18	37	-6	28	5	0	3	213	8.9	4	3	1	4	2		
	UNITED STATES	WC	7	6	4	10	--	6	--	--	--	--	--	--	--	--	--	--	--	--
2008-09	BOSTON	NHL	70	36	24	60	23	16	8	0	6	232	15.5	11	6	5	11	4		
	TORONTO	NHL	70	30	25	55	-8	21	8	0	5	297	10.1	--	--	--	--	--	--	--
	UNITED STATES	OLY	6	1	1	2	--	0	--	--	--	--	--	--	--	--	--	--	--	--
2010-11	TORONTO	NHL	82	32	32	64	-20	24	12	1	6	325	9.8	--	--	--	--	--	--	--
	<b>NHL TOTALS</b>		<b>374</b>	<b>128</b>	<b>117</b>	<b>245</b>	<b>-23</b>	<b>101</b>	<b>34</b>	<b>1</b>	<b>20</b>	<b>1237</b>	<b>10.3</b>	<b>15</b>	<b>9</b>	<b>6</b>	<b>15</b>	<b>6</b>		
	<b>LEAF TOTALS</b>		<b>152</b>	<b>62</b>	<b>57</b>	<b>119</b>	<b>-28</b>	<b>45</b>	<b>20</b>	<b>1</b>	<b>11</b>	<b>622</b>	<b>10.0</b>	--	--	--	--	--	--	--

#### NHL SINGLE GAME MILESTONES

HAT TRICKS 2 - Last: Apr. 12, 2009 (BOS) at NYI  
 MOST GOALS 3(2) - Last: Apr. 12, 2009 (BOS) at NYI  
 MOST ASSISTS 2(17) - Last: Mar. 31, 2011 (TOR) at BOS  
 MOST POINTS 4(3) - Last: Feb. 24, 2011 (TOR) at MTL (2G,2A)  
 \*number of times occurred in parenthesis ( ).

#### LONGEST NHL STREAKS

POINTS 18 - Last: Nov. 13 - Dec 21, 2008 (BOS) (14G, 14A)  
 GOALS 6 - Last: Nov. 26 - Dec. 8, 2008 (BOS) (7G)  
 ASSISTS 7 - Last: Dec. 8 - 21, 2008 (BOS) (9A)

#### REGULAR SEASON OT GOALS

1. Mar. 11, 2010 (TOR) vs. Tampa (Smith)  
 2. Oct. 15, 2010 (TOR) at NY Rangers (Lundqvist)

#### REGULAR SEASON PENALTY SHOTS

Oct. 27, 2007 (BOS) vs. Philadelphia (Biron, Unsuccessful)

#### LEAFS SINGLE GAME MILESTONES

None  
 2(11) - Last: Feb. 24, 2011 at MTL  
 2(10) - Last: Mar. 31, 2011 (TOR) at BOS  
 4(1) - Last: Feb. 24, 2011 at MTL (2G,2A)

#### LONGEST LEAFS STREAKS

10 - Last: Mar. 19 - Apr. 9, 2011 (4G,7A)  
 4 - Last: Jan. 6 - 11, 2011 (4G)  
 4 - Last: Jan. 9 - 15, 2010 (5A)

#### REGULAR SEASON SHOOTOUT ATTEMPTS

2006-07: Scored 4 goals in 7 attempts  
 2007-08: Scored 5 goals in 13 attempts  
 2008-09: Scored 1 goal in 8 attempts  
 2009-10: Scored 3 goals in 7 attempts  
 2010-11: Scored 1 goal in 8 attempts  
 CAREER: Scored 14 goals in 43 attempts





**BORN:** West Islip, New York, USA

**DATE:** January 19, 1982

**HEIGHT:** 6' 4"

**WEIGHT:** 243 lbs.

**SHOOTS:** Right

**POSITION:** Defence

Vs. NHL	GP	G	A	P	PIM
ANAHEIM	7	0	0	0	6
ATLANTA	24	0	2	2	23
BOSTON	38	3	9	12	59
BUFFALO	41	1	1	2	34
CALGARY	6	0	0	0	4
CAROLINA	21	1	2	3	37
CHICAGO	4	0	0	0	0
COLORADO	5	0	1	1	11
COLUMBUS	5	0	0	0	4
DALLAS	4	0	0	0	6
DETROIT	4	0	0	0	0
EDMONTON	6	0	0	0	12
FLORIDA	24	0	2	2	27
LOS ANGELES	5	0	1	1	8
MINNESOTA	5	1	1	2	6
MONTREAL	9	0	2	2	19
NASHVILLE	6	0	2	2	8
NEW JERSEY	23	0	5	5	14
NY ISLANDERS	24	1	0	1	52
NY RANGERS	24	1	2	3	51
OTTAWA	36	1	5	6	43
PHILADELPHIA	20	1	2	3	62
PHOENIX	6	0	1	1	2
PITTSBURGH	25	0	2	2	28
SAN JOSE	6	0	0	0	4
ST LOUIS	4	0	2	2	4
TAMPA BAY	25	0	6	6	232
TORONTO	31	2	6	8	38
VANCOUVER	8	0	0	0	14
WASHINGTON	24	1	5	6	230
<b>NHL TOTALS:</b>	<b>470</b>	<b>13</b>	<b>59</b>	<b>72</b>	<b>622</b>

★ **BECAME A LEAF:** Signed as a free agent by Toronto July 1, 2009.

**TRANSACTIONS:** Originally Montreal's first choice, seventh overall, in the 2001 Entry Draft.

★ **2010-11 SEASON:** Played 75 games for the Maple Leafs collecting 10 points (1 goal, 9 assists) with 86 penalty minutes. Ranked 3rd on Maple Leafs in hits (146) and penalty minutes. Scored 1st Maple Leafs goal Oct. 15 at NY Rangers. Played 400th career NHL game Oct. 18 vs. NY Islanders. Missed 4 games (Dec. 9 - 16) due to a finger injury. Collected an assist in consecutive games (Jan. 6 - 7). Registered 600th career penalty minute with a 5 minute major for boarding and a game misconduct Mar. 10 vs. Philadelphia. Left game due to groin injury Mar. 16 at Carolina. Missed 3 games (Mar. 17 - 22) due to groin injury. Selected to play for Team USA at 2011 IIHF World Championship in Slovakia. Named alternate captain for Team USA. Played 7 games for Team USA collecting 2 points (1 goal, 1 assist) with 6 penalty minutes.

★ **CAREER:** **2009-10:** Played 34 games for the Maple Leafs collecting 4 assists with 40 penalty minutes. Made Maple Leafs debut and recorded 500th career penalty minute Oct. 1 vs. Montreal. Missed 8 games (Nov. 13 - 27) due to leg injury. Collected 1st Maple

Leafs point (assist) Dec. 10 at Boston. Named to Team USA for 2010 Olympic Winter Games Jan. 1. Did not participate in Olympics due to injury. Left game Jan. 2 at Calgary due to shoulder injury. Had season ending shoulder surgery - missed final 40 games of season (Jan. 5 - Apr. 10). Nominated by Leafs players for the NHL's King Clancy Memorial Trophy, which is awarded to the player that best exemplifies leadership qualities on and off the ice and has made a noteworthy contribution in his community. **2008-09:** Played 66 games for Montreal collecting 11 points (2 goals, 9 assists) with 121 penalty minutes. Set a career-high for penalty minutes in a season. Named to the NHL All-Star Game starting lineup. Ranked 1st on team in October in hits (39) and blocked shots (38). Ranked 1st on team in January in plus/minus (+3), hits (46) and blocked shots (40). Ranked 1st on team in February in hits (34) and blocked shots (45). Ranked 1st on team in March in blocked shots (37). Played 4 playoff games for Montreal registering 20 penalty minutes. Ranked 2nd on team in playoff penalty minutes. **2007-08:** Ranked 1st in NHL hits (266) and 2nd in blocked shots (227). Ranked 1st on Montreal in hits and blocked shots in the months of Oct., Nov., Dec., Jan. and Feb. Tied a career-high with 4 goals. Voted Montreal's candidate for the Bill Masterton Memorial Trophy by the Montreal chapter of the Professional Hockey Writers Association (PHWA). Forced out of lineup March 22 with a lower-body injury, ending a streak of 196 consecutive games

## FAVOURITE RESTAURANT

IN TORONTO: Marben

## FAVOURITE ATHLETE GROWING UP:

Pat LaFontaine

## FAVOURITE HOCKEY MEMORY:

First NHL game/goal

## FIRST CAR:

Jeep Cherokee

played. Played a career-high 12 playoff games for Montreal collecting 3 points (1 goal, 2 assists) with 18 penalty minutes. **2006-07:** Established career-highs in games played (82), goals (4-tie), assists (15) and points (19). Ranked 4th in NHL and 2nd among league defencemen in hits (248). Ranked 2nd among Montreal players in blocked shots (147) and shorthanded goals (2). Ranked 3rd on team in plus/minus (+7) and average ice-time (19:15). **2005-06:** Ranked 3rd on Montreal in hits (154). Scored 1st NHL goal Mar. 20, 2006 at Washington (Olaf Kolzig). Posted an even or a positive plus/minus rating in 34 of last 36 games (January 25 to April 18). Registered 10 penalty minutes and a (+2) rating in 6 playoff games. **2004-05:** Played 20 games for Hamilton (AHL) collecting 5 points (1 goal, 4 assists) with 49 penalty minutes. Played 4 playoff games for Hamilton collecting

1 assist and 8 penalty minutes. **2003-04:** Recorded 1st multi-point game (2 assists) March 13 vs. Toronto. Was even or plus in 38 of 46 games. Played 7 playoff games for Montreal collecting 8 penalty minutes. **2002-03:** When recalled from Hamilton (AHL) Feb. 8 led team defencemen in scoring with 28 points (4 goals, 24 assists). Played in 21 consecutive games after being recalled from Hamilton. Played 1st career NHL game Feb. 19 vs. Buffalo. Collected 1st NHL point (assist) Apr. 5 vs. the NY Rangers. Named to AHL All-Rookie Team. Played in AHL All-Star Game for PlanetUSA. **2000-02:** Played 81 games over 2 seasons at the University of Michigan collecting 46 points (15 goals, 31 assists) with 147 penalty minutes. **2001-02:** Named to the NCAA West First All-American Team. Named to the CCHA First All-Star Team. **2000-01:** Named to CCHA All-Rookie Team.

AMATEUR AND PRO RECORD		REGULAR SEASON													PLAYOFFS					
SEASON	CLUB	LEAGUE	GP	G	A	PTS	+/-	PIM	PP	SH	GW	S	5%	GP	G	A	PTS	PIM		
1998-99	NEW ENGLAND	EJHL	53	17	24	41	--	--	--	--	--	--	--	--	--	--	--	--	--	--
1999-00	USNTDP	USHL	51	5	8	13	--	124	--	--	--	--	--	--	--	--	--	--	--	--
2000-01	U. OF MICHIGAN	CCHA	41	4	12	16	--	77	--	--	--	83	4.8	--	--	--	--	--	--	--
2001-02	U. OF MICHIGAN	CCHA	40	11	19	30	--	70	--	--	--	111	9.9	--	--	--	--	--	--	--
2002-03	MONTREAL	NHL	21	0	1	1	-6	28	0	0	0	26	0.0	--	--	--	--	--	--	--
	HAMILTON	AHL	56	5	25	30	--	79	--	--	--	--	--	23	1	5	6	60		
2003-04	MONTREAL	NHL	46	0	4	4	4	34	0	0	0	40	0.0	7	0	0	0	8		
	HAMILTON	AHL	18	2	7	9	--	47	--	--	--	--	--	--	--	--	--	--	--	--
2004-05	HAMILTON	AHL	20	1	4	5	--	49	--	--	--	--	--	4	0	1	1	8		
2005-06	MONTREAL	NHL	71	2	4	6	-1	116	0	0	0	66	3.0	6	0	0	0	10		
2006-07	MONTREAL	NHL	82	4	15	19	7	96	0	2	1	78	5.1	--	--	--	--	--	--	--
2007-08	MONTREAL	NHL	75	4	13	17	9	101	0	0	1	78	5.1	12	1	2	3	18		
2008-09	MONTREAL	NHL	66	2	9	11	0	121	0	0	0	75	5.3	4	0	0	0	20		
2009-10	TORONTO	NHL	34	0	4	4	-9	40	0	0	0	35	0.0	--	--	--	--	--	--	--
2010-11	TORONTO	NHL	75	1	9	10	-8	86	0	0	0	48	2.1	--	--	--	--	--	--	--
	UNITED STATES	WC	7	1	1	2	--	6	--	--	--	--	--	--	--	--	--	--	--	--
	<b>NHL TOTALS</b>		<b>470</b>	<b>13</b>	<b>59</b>	<b>72</b>	<b>-4</b>	<b>622</b>	<b>0</b>	<b>2</b>	<b>2</b>	<b>424</b>	<b>3.1</b>	<b>29</b>	<b>1</b>	<b>2</b>	<b>3</b>	<b>56</b>		
	<b>LEAF TOTALS</b>		<b>109</b>	<b>1</b>	<b>13</b>	<b>14</b>	<b>-17</b>	<b>126</b>	<b>0</b>	<b>0</b>	<b>0</b>	<b>83</b>	<b>1.2</b>	<b>--</b>	<b>--</b>	<b>--</b>	<b>--</b>	<b>--</b>	<b>--</b>	<b>--</b>

## NHL SINGLE GAME MILESTONES

HAT TRICKS None  
 MOST GOALS 1(13) - Last: Oct. 15, 2010 (TOR) at NYR  
 MOST ASSISTS 2(3) - Last: Jan. 24, 2009 (MTL) at NJD  
 MOST POINTS 2(7) - Last: Jan. 24, 2009 (MTL) at NJD (2A)  
 \*number of times occurred in parenthesis (.)

## LONGEST NHL STREAKS

POINTS 3 - Last: Oct. 22 - 27, 2007 (MTL) (3A)  
 GOALS 1 - Last: Oct. 15, 2010 (TOR) (1G)  
 ASSISTS 3 - Last: Oct. 22 - 27, 2007 (MTL) (3A)

## REGULAR SEASON OT GOALS

1. November 13, 2007 (MTL) @ Toronto (Raycroft)

## REGULAR SEASON PENALTY SHOTS

None

## LEAFS SINGLE GAME MILESTONES

None  
 1(1) - Last: Oct. 15, 2010 at NYR  
 1(13) - Last: Feb. 15, 2011 at BOS  
 1(14) - Last: Feb. 15, 2011 at BOS (1A)

## LONGEST LEAFS STREAKS

2 - Last: Jan. 6 - 7, 2011 (2A)  
 1 - Last: Oct. 15, 2010 (1G)  
 2 - Last: Jan. 6 - 7, 2011 (2A)

## REGULAR SEASON SHOOTOUT ATTEMPTS

None



**BORN:** Magnitogorsk, Russia

**DATE:** July 14, 1986

**HEIGHT:** 6' 1"

**WEIGHT:** 225 lbs.

**SHOOTS:** Left

**POSITION:** Left Wing

Vs. NHL	GP	G	A	P	PIM
ANAHEIM	3	0	0	0	2
ATLANTA	11	6	5	11	0
BOSTON	18	3	4	7	8
BUFFALO	18	3	5	8	2
CALGARY	6	2	1	3	4
CAROLINA	10	2	7	9	2
CHICAGO	3	0	0	0	0
COLORADO	3	2	2	4	0
COLUMBUS	3	2	0	2	0
DALLAS	3	4	0	4	0
DETROIT	3	1	0	1	0
EDMONTON	6	2	1	3	0
FLORIDA	11	1	3	4	6
LOS ANGELES	3	2	0	2	0
MINNESOTA	3	0	2	2	0
MONTREAL	16	2	7	9	0
NASHVILLE	2	1	1	2	0
NEW JERSEY	12	3	1	4	10
NY ISLANDERS	12	5	1	6	4
NY RANGERS	11	1	3	4	0
OTTAWA	17	4	2	6	2
PHILADELPHIA	11	5	4	9	0
PHOENIX	3	0	0	0	2
PITTSBURGH	12	1	6	7	08
SAN JOSE	3	1	2	3	0
ST LOUIS	3	1	1	2	0
TAMPA BAY	12	5	2	7	14
TORONTO	0	0	0	0	0
VANCOUVER	4	0	1	1	2
WASHINGTON	11	2	2	4	2
<b>NHL TOTALS:</b>	<b>233</b>	<b>61</b>	<b>63</b>	<b>124</b>	<b>60</b>

26 - Mar. 3) collecting 5 points (3 goals, 2 assists). Collected 2 assists Mar. 22 at Minnesota. Scored 2 goals and named 1st Mar. 24 at Colorado. Scored 30th goal of season Apr. 5 vs. Washington. Did not score on 4 shootout attempts. Selected to play for Russia at 2011 IIHF World Championship in Slovakia. Played 9 games for Russia scoring 1 goal with 2 penalty minutes.

**CAREER: 2009-10:** Played 78 games for the Maple Leafs collecting 36 points (16 goals, 20 assists) with 16 penalty minutes. Ranked 1st on team in overtime goals (2) and shorthanded goals (1-tie), and 2nd in game-winning goals (3-tie). Recalled from the Toronto Marlies (AHL) Oct. 1. Scored 2 goals (1st career multi-goal game) Oct. 28 at Dallas. Played in 100th NHL game and scored a goal Dec. 10 at Boston. Registered a 6-game point streak (Mar. 7 - 16) with 8 points (4 goals, 4 assists). Scored GWG goal in overtime, collected an assist, and named 1st star Mar. 27 vs. NY Rangers. Healthy scratch 4 times this season, most recently Oct. 24 at Vancouver. Played 9 games for Russia at World Championship collecting 5 points (3 goals, 2 assists) with 25 penalty minutes. Won silver medal with Russia. **2008-09:** Played 73 games for the Maple Leafs collecting 31 points (15 goals, 16 assists) with 18 penalty minutes. Played 5 games for the Toronto Marlies. Played 1st NHL game and scored 1st NHL goal (Chris Osgood - GWG) and point Oct. 9 at Detroit. Became 1st player to make his NHL debut in a season-opener against the defending Stanley Cup champion and score a goal in that game since Eric Lindros did so for the Flyers against the Penguins on Oct. 6, 1992. Collected 1st NHL assist Oct. 23 at Boston. Assigned to the Marlies Jan. 7. Recalled from the Marlies Jan. 11. Missed 4

**BECAME A LEAF:** Toronto's second choice, 44th overall, in the 2006 Entry Draft.

**TRANSACTIONS:** None.

**2010-11 SEASON:** Played 82 games for the Maple Leafs collecting 57 points (30 goals, 27 assists) with 26 penalty minutes. Ranked 1st (tie) on the Maple Leafs in shorthanded goals (1); 2nd on team in goals and game-winning goals (5); and 3rd on team in plus/minus (+7). 1 of 5 Maple Leafs players to play in all 82 regular season games. Established career highs for games played, goals, assists, points, plus/minus, penalty minutes, powerplay goals (5), shorthanded goals, game-winning goals and shots. Registered a 4-game point streak to start the season (Oct. 7 - 15) with 4 points (1 goal, 3 assists). Scored a goal in 3-consecutive games (Nov. 2 - 6). Registered a 4-game point streak (Dec. 16 - 26) with 4 points (3 goals, 1 assist). Scored 2 goals and named 1st star Nov. 22 vs. Dallas. Scored 2 goals Nov. 30 vs. Tampa Bay. Collected 2 assists Dec. 6 at Washington. Collected a career-high 4 points (2 goals, 2 assists) Jan. 7 at Atlanta. Collected 2 assists Jan. 11 at San Jose. Registered a 4-game point streak (Jan. 6 - 11) with 8 points (3 goals, 5 assists). Collected 100th career NHL point (assist) Jan. 15 vs. Calgary. Left game due to facial injury Jan. 24 at Carolina. Played 200th career NHL game Jan. 25 at Tampa Bay. Scored career-high 17th goal of season Feb. 1 vs. Florida. Registered a season-high 6-game point streak (Feb. 1 - 10) with 8 points (5 goals, 3 assists). Registered a career-high 4-game goal streak (Feb. 5 - 10) with 4 goals. Registered a 4-game point streak (Feb.

**FAVOURITE APP FOR BLACKBERRY/iPHONE:** Angry Birds  
**FAVOURITE HOCKEY MEMORY:**  
 First NHL goal

**FAVOURITE PRE-GAME MEAL:**  
 Pasta  
**FAVOURITE ROAD CITY:**  
 Vancouver

games due to ankle injury (Jan. 13 - 19). Assigned to the Marlies Jan. 23. Recalled from Toronto Marlies Jan. 26. Did not dress and was a healthy scratch Feb. 21 vs. Vancouver. Did not play Mar. 19 at Florida due to birth of son Alexei. Registered 3 points (1 goal, 2 assists) Mar. 21 at Montreal. Registered 3 points (1 goal, 2 assists) Apr. 3 at Philadelphia. Missed final game of season due to ankle injury (Apr. 11). **2007-08:** Played 57 games for Magnitogorsk of the Russian Super League collecting 33 points (21 goals, 12 assists) with 63 penalty minutes. Ranked 1st in Magnitogorsk goals (tie) and 4th in penalty minutes. Ranked 5th (tie) in Russian Super League goals and 18th (tie) in points. Played 11 playoff games for Magnitogorsk collecting 4 points (2 goals, 2 assists) with 29 penalty minutes. Ranked 2nd in Magnitogorsk playoff penalty minutes. **2006-07:** Played 54 games for Magnitogorsk of the Russian Super League collecting 39 points (27 goals, 12 assists) with 42 penalty minutes. Ranked 1st in Magnitogorsk goals and 2nd in points. Ranked 2nd in Russian Super League goals, 8th in points and 5th (tie) in plus/minus (+17). Played 15 playoff games for Magnitogorsk collecting 11 points (10 goals, 1 assist) with 10 penalty minutes. Ranked 1st in Magnitogorsk playoff goals and 1st in playoff points (tie). Ranked 1st in Russian Super League playoff goals and 2nd

in points (tie). Played 9 games for Russia at World Championship collecting 3 points (2 goals, 1 assist). Won bronze medal with Russia. **2005-06:** Played 31 games for Magnitogorsk of the Russian Super League collecting 12 points (5 goals, 7 assists). Played 11 playoff games for Magnitogorsk collecting 6 points (2 goals, 4 assists) with 6 penalty minutes. Played 4 games for Magnitogorsk-2 of the Russia-3 League collecting 4 points (3 goals, 1 assist) with 6 penalty minutes. Played 4 games for Russia at World Junior Championship collecting 6 points (4 goals, 2 assists) with 25 penalty minutes. Ranked 1st (tie) on Russia Junior Team in goals and 3rd (tie) in points. Played 7 games for Russia at World Championship collecting 4 points (1 goal, 3 assists) with 2 penalty minutes. **2004-05:** Played 43 games for Magnitogorsk-2 of the Russia-3 League collecting 22 points (9 goals, 13 assists) with 44 penalty minutes. Ranked 1st on Magnitogorsk-2 in goals, assists, points and penalty minutes. Ranked 6th in Russia-3 League goals, 3rd in assists (tie) and 5th in points. **2003-04:** Played 43 games for Magnitogorsk-2 of the Russia-3 League collecting 26 points (8 goals, 18 assists) with 91 penalty minutes. Played 6 games for the Russia at World U-18 Championship collecting 2 assists and 2 penalty minutes.

AMATEUR AND PRO RECORD		REGULAR SEASON														PLAYOFFS					
SEASON	CLUB	LEAGUE	GP	G	A	PTS	+/-	PIM	PP	SH	GW	S	%	GP	G	A	PTS	PIM			
2003-04	MAGNITOGORSK-2	RUS-3	43	8	18	26	--	91	--	--	--	--	--	--	--	--	--	--			
	RUSSIA	WJC-18	6	0	2	2	--	2	--	--	--	--	--	--	--	--	--	--			
2004-05	MAGNITOGORSK-2	RUS-3	43	9	13	22	--	44	--	--	--	--	--	--	--	--	--	--			
2005-06	MAGNITOGORSK	RUS	31	5	7	12	--	8	--	--	--	--	--	11	2	4	6	6			
	MAGNITOGORSK-2	RUS-3	4	3	1	4	--	6	--	--	--	--	--	--	--	--	--	--			
	RUSSIA	WJC	4	4	2	6	--	25	--	--	--	--	--	--	--	--	--	--			
	RUSSIA	WC	7	1	3	4	--	2	--	--	--	--	--	--	--	--	--	--			
2006-07	MAGNITOGORSK	RUS	54	27	12	39	--	42	--	--	--	--	--	15	10	1	11	10			
	RUSSIA	WC	9	2	1	3	--	0	--	--	--	--	--	--	--	--	--	--			
2007-08	MAGNITOGORSK	RUS	57	21	12	33	--	63	--	--	--	--	--	11	2	2	4	29			
2008-09	TORONTO	NHL	73	15	16	31	-8	18	2	0	1	129	11.6	--	--	--	--	--			
	TORONTO	AHL	5	0	0	0	--	0	--	--	--	--	--	--	--	--	--	--			
2009-10	TORONTO	NHL	78	16	20	36	0	16	0	1	3	145	11.0	--	--	--	--	--			
	RUSSIA	WC	9	3	2	5	--	25	--	--	--	--	--	--	--	--	--	--			
2010-11	TORONTO	NHL	82	30	27	57	7	26	5	1	5	173	17.3	--	--	--	--	--			
	RUSSIA	WC	9	1	0	1	--	2	--	--	--	--	--	--	--	--	--	--			
	<b>NHL TOTALS</b>		<b>233</b>	<b>61</b>	<b>63</b>	<b>124</b>	<b>-1</b>	<b>60</b>	<b>7</b>	<b>2</b>	<b>9</b>	<b>447</b>	<b>13.6</b>	--	--	--	--	--			

#### NHL SINGLE GAME MILESTONES

HAT TRICKS None  
 MOST GOALS 2(5) - Last: Mar. 24, 2011 at COL  
 MOST ASSISTS 2(11) - Last: Mar. 22, 2011 at MIN  
 MOST POINTS 4(1) - Last: Jan. 7, 2011 at ATL (2G,2A)  
 \*number of times occurred in parenthesis ( ).

#### LONGEST NHL STREAKS

POINTS 6 - Last: Feb. 1 - 10, 2011 (5G,3A)  
 GOALS 4 - Last: Feb. 5 - 10, 2011 (4G)  
 ASSISTS 3 - Last: Mar. 9 - 13, 2010 (3A)

#### REGULAR SEASON OT GOALS

1. Mar. 9, 2010 vs. Boston (Thomas)  
 2. Mar. 27, 2010 vs. NY Rangers (Lundqvist)

#### REGULAR SEASON PENALTY SHOTS

None

#### LEAFS SINGLE GAME MILESTONES

See NHL Single Game Milestones  
 See NHL Single Game Milestones  
 See NHL Single Game Milestones  
 See NHL Single Game Milestones

#### LONGEST LEAFS STREAKS

See Longest NHL Streaks  
 See Longest NHL Streaks  
 See Longest NHL Streaks

#### REGULAR SEASON SHOOTOUT ATTEMPTS

2008-09: Scored 3 goals in 9 attempts  
 2009-10: Scored 3 goals in 4 attempts  
 2010-11: Did not score in 4 attempts  
 CAREER: Scored 6 goals in 17 attempts





**BORN:** Indianapolis, Indiana, USA

**DATE:** November 25, 1980

**HEIGHT:** 5' 10"

**WEIGHT:** 185 lbs.

**SHOOTS:** Left

**POSITION:** Defence

Vs. NHL	GP	G	A	P	PIM
ANAHEIM	26	2	8	10	10
BOSTON	6	1	2	3	0
BUFFALO	6	0	1	1	4
CALGARY	44	3	16	19	16
CAROLINA	4	1	0	1	0
CHICAGO	27	2	12	14	18
COLORADO	0	0	0	0	0
COLUMBUS	28	2	10	12	16
DALLAS	26	3	10	13	80
DETROIT	20	4	7	11	8
EDMONTON	42	8	19	27	19
FLORIDA	7	1	3	4	0
LOS ANGELES	25	3	13	16	15
MINNESOTA	46	6	10	16	160
MONTREAL	5	0	3	3	0
NASHVILLE	26	4	9	13	16
NEW JERSEY	6	1	3	4	2
NY ISLANDERS	7	1	4	5	6
NY RANGERS	7	0	3	3	2
OTTAWA	4	0	3	3	2
PHILADELPHIA	7	1	5	6	2
PHOENIX	23	3	9	12	2
PITTSBURGH	6	1	2	3	2
SAN JOSE	27	8	9	17	12
ST LOUIS	25	2	15	17	8
TAMPA BAY	9	0	3	3	10
TORONTO	6	5	3	8	2
VANCOUVER	47	6	25	31	18
WASHINGTON	5	0	0	0	2
WINNIPEG	6	0	0	0	2
<b>NHL TOTALS:</b>	<b>523</b>	<b>68</b>	<b>207</b>	<b>275</b>	<b>218</b>

Sustained a shoulder injury Oct. 13 at Toronto and missed 7 games. Sustained shoulder injury Nov. 6 vs. Chicago and missed 5 games. Played 400th career NHL game Nov. 23 vs. Philadelphia. Scored 2nd career overtime goal April 4 vs. San Jose. Played 6 playoff games for Colorado collecting 2 points (1 goal, 1 assist). **2008-09:** Played 75 games for Colorado collecting 39 points (12 goals, 27 assists). Ranked 1st on team among defencemen in goals, assists and points. Ranked 1st on team in powerplay points (21). Missed 2 games due to flu (Nov. 26 - 28). Scored 50th career NHL goal Jan. 29 vs. Toronto. Sustained a wrist injury Feb. 15 at Detroit and missed 5 games. Scored 1st career overtime goal and added 2 assists Mar. 14 at Edmonton. Played 9 games for Team USA at IIHF World Championship collecting 9 points (1 goal, 8 assists). Ranked 1st on Team USA in points. **2007-08:** Played 81 games for Colorado collecting 32 points (6 goals, 26 assists) with 26 penalty minutes. Ranked 1st on team among defencemen in points. Collected 20 points (5 goals, 15 assists) on the powerplay. Collected 2 assists, including 100th career NHL assist Dec. 17 at Los Angeles. Played 10 playoff games for Colorado collecting 5 points (2 goals, 3 assists). **2006-07:** Played 71 games for Colorado collecting 44 points (14 goals, 30 assists). Ranked 1st among defencemen on team in goals, assists and points. Became 1st NHL defenceman to score 10 or more goals in each of 1st 3 seasons since Steve Duchesne (86/87 to 88/89). Scored a career-high 8 powerplay goals. Changed sweater number from #26 to #4 Oct. 20. Collected a career-high 3 assists Oct. 29 vs. Minnesota. Sustained a broken foot injury Jan. 6 at Minnesota and missed 11 games. **2005-06:** Played a career-high 82 games for Colorado

## BEST PART OF LIVING IN TORONTO:

The energy of the city

## FAVOURITE ATHLETE GROWING UP:

Brian Leetch

## FIRST JOB:

Mowing lawns when I was 10

## FAVOURITE PERSON TO FOLLOW ON TWITTER:

Wayne Rooney

collecting 49 points (14 goals, 35 assists). Registered a career-high in points. 1 of 6 Colorado players to skate in all 82 games. Played 100th career NHL game Nov. 21 vs. Calgary. Played 9 playoff games for Colorado collecting 3 points (1 goal, 2 assists). Scored 1st career playoff goal in GM #1 of WCQF at Dallas. Played 6 games for Team USA at 2006 Olympic Winter Games in Torino, Italy collecting 2 assists with 2 penalty minutes. **2004-05:** Played 17 games for Iserlohn (DEL) collecting 11 points (5 goals, 6 assists) with 24 penalty minutes. Played 7 games for Team USA at IIHF World Championship. **2003-04:** In rookie season played 79 games for Colorado collecting 34 points (10 goals, 24 assists) with 28 penalty minutes. Named to NHL All-Rookie Team. Ranked 1st among NHL rookie defencemen in points, the most since Lubomir Visnovsky had 39 with Los Angeles in 2000-01. It was the 2nd best point total by a first-year defenceman in franchise history, trailing only Bruce Bell's 37 with the Nordiques in 1984-85. The 10 goals scored were the most by a rookie defenceman in franchise history and most among rookie defencemen in 2003-04. Collected 1st NHL point (GWG) Oct. 16 at Minnesota (Manny Fernandez). Left game on Mar. 23 vs. Chicago with a bruised knee, missing 3 contests. Played all 11 playoff

games for Colorado collecting 1 assist. Collected 1st career playoff point (assist) in GM #1 WCQF vs. Dallas. Played 2 games for Team USA at World Cup of Hockey. **2002-03:** Named a Hobey Baker Award finalist in senior year at Michigan State. Named All-American. Ranked 1st on Michigan State (CCHA) with 50 points (16 goals, 34 assists) in 39 games. Played 5 games for Hershey (AHL) collecting 1 assist with 4 penalty minutes. Became 1st 2-time winner of the CCHA's Best Offensive Defenceman Award and was a CCHA First All-Star Team for the 2nd consecutive season. Finished collegiate career as the top goal scoring defenceman in school history (44). **2001-02:** Played 41 games for Michigan State collecting 35 points (13 goals, 22 assists) with 18 penalty minutes. Named to CCHA First All-Star Team and was a second team All-American. Named winner of CCHA's Best Offensive Defenceman Award. **2000-01:** Played 42 games for Michigan State collecting 25 points (7 goals, 18 assists) with 28 penalty minutes. Named to the CCHA Second All-Star Team as a sophomore. **1999-2000:** Played 40 games for Michigan State collecting 28 points (8 goals, 20 assists) with 26 penalty minutes.

AMATEUR AND PRO RECORD		REGULAR SEASON													PLAYOFFS					
SEASON	CLUB	LEAGUE	GP	G	A	PTS	+/-	PIM	PP	SH	GW	S	5%	GP	G	A	PTS	PIM		
1999-00	MICHIGAN STATE	CCHA	40	8	20	28	--	26	--	--	--	--	--	--	--	--	--	--	--	--
2000-01	MICHIGAN STATE	CCHA	42	7	18	25	--	28	--	--	--	--	--	--	--	--	--	--	--	--
2001-02	MICHIGAN STATE	CCHA	41	13	22	35	--	18	--	--	--	--	--	--	--	--	--	--	--	--
2002-03	MICHIGAN STATE	CCHA	39	16	34	50	--	46	--	--	--	--	--	--	--	--	--	--	--	--
	HERSHEY	AHL	5	0	1	1	--	4	--	--	--	--	--	5	0	0	0	2		
2003-04	COLORADO	NHL	79	10	24	34	7	28	2	0	1	115	8.7	11	0	1	1	4		
	UNITED STATES	W-CUP	2	0	0	0	--	0	--	--	--	--	--	--	--	--	--	--	--	--
2004-05	ISERLOHN	GER	17	5	6	11	--	24	--	--	--	--	--	--	--	--	--	--	--	--
	UNITED STATES	WC	7	0	0	0	--	0	--	--	--	--	--	--	--	--	--	--	--	--
2005-06	COLORADO	NHL	82	14	35	49	4	44	6	0	1	154	9.1	9	1	2	3	6		
	UNITED STATES	OLY	6	0	2	2	--	2	--	--	--	--	--	--	--	--	--	--	--	--
2006-07	COLORADO	NHL	71	14	30	44	0	24	8	0	3	128	10.9	--	--	--	--	--	--	--
2007-08	COLORADO	NHL	81	6	26	32	2	26	5	0	1	163	3.7	10	2	3	5	2		
2008-09	COLORADO	NHL	75	12	27	39	-19	31	6	0	1	146	8.2	--	--	--	--	--	--	--
	UNITED STATES	WC	9	1	8	9	--	2	--	--	--	--	--	--	--	--	--	--	--	--
2009-10	COLORADO	NHL	59	6	25	31	-2	31	3	0	2	96	6.3	6	1	1	2	4		
2010-11	COLORADO	NHL	76	6	40	46	-9	35	3	0	0	163	3.7	--	--	--	--	--	--	--
	<b>NHL TOTALS</b>		<b>523</b>	<b>68</b>	<b>207</b>	<b>275</b>	<b>-16</b>	<b>218</b>	<b>33</b>	<b>0</b>	<b>9</b>	<b>965</b>	<b>7.0</b>	<b>36</b>	<b>4</b>	<b>7</b>	<b>11</b>	<b>16</b>		

### NHL SINGLE GAME MILESTONES

HAT TRICKS None  
 MOST GOALS 2(3) - Last: Nov. 15, 2010 (COL) vs. STL  
 MOST ASSISTS 3(1) - Last: Oct. 29, 2006 (COL) vs. MIN  
 MOST POINTS 3(8) - Last: Jan. 18, 2001 (COL) vs. VAN (1G, 2A)  
 \*number of times occurred in parenthesis (.)

### LONGEST NHL STREAKS

POINTS 9 - Last: Oct. 7 - 26, 2010 (COL) (9A)  
 GOALS 3 - Last: Dec. 23 - 29, 2008 (COL) (3G)  
 ASSISTS 9 - Last: Oct. 7 - 26, 2010 (COL) (9A)

### REGULAR SEASON OT GOALS

1. Mar. 14, 2009 (COL) at Edmonton (Roloson)  
 2. Apr. 4, 2010 (COL) vs. San Jose (Nabokov)

### REGULAR SEASON PENALTY SHOTS

None

### LEAFS SINGLE GAME MILESTONES

N/A  
 N/A  
 N/A  
 N/A

### LONGEST LEAFS STREAKS

N/A  
 N/A  
 N/A

### REGULAR SEASON SHOOTOUT ATTEMPTS

2005-06: None  
 2006-07: None  
 2007-08: Scored 1 goal in 1 attempt  
 2008-09: None  
 2009-10: Did not score in 1 attempt  
 2010-11: None  
 CAREER: Scored 1 goal in 2 attempts

★ **BECAME A LEAF:** Acquired from Colorado for Boston's second round pick (previously acquired) in the 2012 Entry Draft, June 24, 2011.

★ **TRANSACTIONS:** Originally Colorado's eighth choice, 159th overall, in the 2000 Entry Draft.

★ **2010-11 SEASON:** Played 76 games for Colorado collecting 46 points (6 goals, 40 assists) with 35 penalty minutes. Registered a career-high in assists. Ranked 1st on team in assists (tie) and blocked shots (163). Ranked 1st among team defencemen in points for 5th consecutive season. Ranked 2nd on team in average ice-time per game (22:00). Opened season with assists in each of 1st 9 games, setting a new NHL record for the longest assist streak by a defenceman to start a season. 1st NHL defenceman to record points in each of team's 1st 9 games since Doug Wilson began the 1981-82 season with a 10-game point streak. Named NHL's Second Star of the Week for the period ending Nov. 21 - in 4 games collected 7 points (2 goals, 5 assists) with a (+5) rating. Played 500th career NHL game Feb. 7 at Phoenix. Collected 200th NHL assist Feb. 23 vs. Edmonton. Missed 2 games with a leg injury (Mar. 11 - 12). Missed final 4 games of the season (Apr. 4 - 10) with a head injury.

★ **CAREER:** **2009-10:** Played 59 games for Colorado collecting 31 points (6 goals, 25 assists). Ranked 1st on team among defencemen in points. Ranked 1st on team in powerplay assists (17) and 3rd in powerplay points (20). Collected 2 points (1 goal, 1 assist) including 200th career NHL point Oct. 1 vs. San Jose.



**BORN:** Montreal, Quebec, Canada

**DATE:** March 18, 1982

**HEIGHT:** 5' 11"

**WEIGHT:** 195 lbs.

**SHOOTS:** Left

**POSITION:** Centre

Vs. NHL	GP	G	A	P	PIM
ANAHEIM	28	4	13	17	14
BOSTON	5	0	5	5	2
BUFFALO	7	2	1	3	2
CALGARY	4	1	0	1	2
CAROLINA	4	0	1	1	2
CHICAGO	23	5	6	11	20
COLORADO	34	6	15	21	20
COLUMBUS	20	4	6	10	14
DALLAS	24	4	10	14	20
DETROIT	21	4	4	8	10
EDMONTON	37	12	15	27	29
FLORIDA	5	0	2	2	2
LOS ANGELES	25	5	8	13	18
MINNESOTA	34	3	10	13	16
MONTREAL	7	3	3	6	4
NASHVILLE	22	6	5	11	12
NEW JERSEY	4	1	1	2	0
NY ISLANDERS	6	0	6	6	2
NY RANGERS	6	1	1	2	4
OTTAWA	6	0	3	3	4
PHILADELPHIA	3	1	1	2	2
PHOENIX	16	3	6	9	10
PITTSBURGH	3	0	0	0	2
SAN JOSE	24	5	8	13	22
ST LOUIS	24	5	8	13	22
TAMPA BAY	5	1	1	2	0
TORONTO	5	1	2	3	0
VANCOUVER	38	8	5	13	18
WASHINGTON	5	2	0	2	8
WINNIPEG	4	2	1	3	0
<b>NHL TOTALS:</b>	<b>446</b>	<b>89</b>	<b>147</b>	<b>236</b>	<b>275</b>

Played 19 games for Phoenix collecting 16 points (5 goals, 11 assists). Played 9 games for Canada at IIHF World Championship collecting 4 points (2 goals, 2 assists). Won silver medal with Canada. **2007-08:** Established career highs for games played (82) and penalty minutes (67). Ranked 2nd (tie) on Calgary in shorthanded goals (2) and 3rd (tie) in powerplay goals (4). **2006-07:** Scored a career-high 20 goals. Established a career-high in powerplay goals (5), shorthanded goals (4) and game-winning goals (5). Ranked 5th (tie) in NHL shorthanded goals. Collected 100th career NHL point (assist) Mar. 25 at Chicago. Played 9 games for Canada at IIHF World Championship collecting 12 points (6 goals, 6 assists). Won gold medal with Canada. Named one of team's three best players of the tournament. Ranked 1st on Canada and 3rd in tournament in goals. Ranked 4th in tournament (tie) in points. **2005-06:** Ranked 1st on Calgary in shorthanded goals (2). Missed 24 games due to injury, then accepted a 1-game conditioning assignment with Omaha (AHL). **2004-05:** Missed majority of season due to an injury sustained in previous season's Stanley Cup playoffs. Played 9 games for Lowell (AHL) collecting 4 points (3 goals, 1 assist) with 9 penalty minutes. Played all 11 playoff games for Lowell collecting 3 assists. **2003-04:** Ranked 5th (tie) among NHL rookies in goals (16) and 11th in points (29). Calgary posted a 9-1-1 record when he scored a goal. Played for Western Conference in the 2004 Youngstars Game during All-Star weekend. Played 1st career NHL game Oct. 9 at Vancouver. Collected 1st NHL point (assist) Oct. 11 at San Jose. Scored 1st career NHL

#### FAVOURITE ROAD CITY:

Los Angeles

#### FIRST CAR:

1998 Sunfire

#### FAVOURITE HOCKEY MEMORY:

2004 Stanley Cup Playoffs

#### FAVOURITE ATHLETE GROWING UP:

Mario Lemieux

goal Oct. 21 at Minnesota (Dwayne Roloson). Scored 1st career hat-trick (even-strength, powerplay and shorthanded goals) and added an assist Nov. 12 at Chicago. Played in 1st 13 playoff games for Calgary collecting 6 points (1 goal, 5 assists). Missed the final 13 games due to injury. **2002-03:** Played 76 games for Saint John (AHL) in 1st professional season collecting 46 points (25 goals, 21 assists). Ranked 2nd on team and 4th in AHL rookies in goals. Ranked 3rd on team in points. Ranked 1st on Saint John in game-winning goals (5), and 2nd in powerplay goals (7). **1998-2002:** Had #10 retired by Victoriaville (QMJHL) in 2007. Played 250 career games with Victoriaville

collecting 257 points (109 goals, 148 assists). Ranked 2nd (tie) in QMJHL scoring during 2001-02 season with 130 points (57 goals, 73 assists) in 66 games played. In 2002 won President's Trophy with Victoriaville as QMJHL champions. In 2002 playoffs played 22 games for Victoriaville and led QMJHL in goals (17), ranked 2nd in points (35) and 3rd in assists (18). Played 6 games at 2002 Memorial Cup and led tournament in scoring with 9 points (2 goals, 7 assists) and named to Memorial Cup All-Star Team. Ranked 4th (tie) in 2001 QMJHL playoffs in goals (12) despite being eliminated in the 2nd round. Scored 9 points (2 goals, 7 assists) Nov. 3 vs. Hull.

AMATEUR AND PRO RECORD			REGULAR SEASON													PLAYOFFS				
SEASON	CLUB	LEAGUE	GP	G	A	PTS	+/-	PIM	PP	SH	GW	S	%	GP	G	A	PTS	PIM		
1997-98	GATINEAU	QMAAA	42	10	13	23	--	--	--	--	--	--	--	13	4	7	11	--		
1998-99	VICTORVILLE	QMJHL	47	6	10	16	--	8	--	--	--	--	--	5	0	0	0	0		
1999-00	VICTORVILLE	QMJHL	65	18	26	44	--	28	--	--	--	--	--	6	0	0	0	6		
2000-01	VICTORVILLE	QMJHL	72	28	39	67	--	66	--	--	--	--	--	13	12	6	18	10		
2001-02	VICTORVILLE	QMJHL	66	57	73	130	--	70	--	--	--	--	--	22	17	18	35	18		
	MEMORIAL CUP		6	2	7	9	--	4	--	--	--	--	--	--	--	--	--	--		
2002-03	SAINT JOHN	AHL	76	25	21	46	--	41	--	--	--	--	--	--	--	--	--	--		
2003-04	CALGARY	NHL	79	16	13	29	4	32	3	2	4	130	12.3	13	1	5	6	4		
2004-05	LOWELL	AHL	9	3	1	4	--	9	--	--	--	--	--	11	0	3	3	16		
2005-06	CALGARY	NHL	55	6	20	26	-1	48	1	2	2	72	8.3	7	0	0	0	4		
	OMAHA	AHL	1	1	1	2	--	0	--	--	--	--	--	--	--	--	--	--		
2006-07	CALGARY	NHL	81	20	26	46	10	48	5	4	5	176	11.4	6	1	1	2	0		
	CANADA	WC	9	6	6	12	--	4	--	--	--	--	--	--	--	--	--	--		
2007-08	CALGARY	NHL	82	14	22	36	-6	67	2	2	4	181	7.7	7	0	0	0	4		
2008-09	CALGARY	NHL	50	9	21	30	11	30	0	1	2	119	7.6	--	--	--	--	--		
	PHOENIX	NHL	19	5	11	16	2	14	1	0	0	58	8.6	--	--	--	--	--		
	CANADA	WC	9	2	2	4	--	6	--	--	--	--	--	--	--	--	--	--		
2009-10	PHOENIX	NHL	78	19	34	53	8	36	4	0	2	174	10.9	7	1	5	6	2		
2010-11	NASHVILLE	NHL	2	0	0	0	-1	0	0	0	0	6	0.0	--	--	--	--	--		
	NHL TOTALS		446	89	147	236	27	275	16	11	19	916	9.7	40	3	13	16	12		

#### NHL SINGLE GAME MILESTONES

HAT TRICKS 1 - Last: Nov. 12, 2003 (CGY) at CHI  
 MOST GOALS 3(1) - Last: Nov. 12, 2003 (CGY) at CHI  
 MOST ASSISTS 3(2) - Last: Feb. 8, 2010 (PHX) vs. EDM  
 MOST POINTS 5(1) - Last: Feb. 8, 2010 (PHX) vs. EDM (2G,3A)  
 \*number of times occurred in parenthesis ( ).

#### LONGEST NHL STREAKS

POINTS 6 - Last: Oct. 12 - 28, 2006 (CGY) (3G,5A)  
 GOALS 2 - Last: Apr. 8 - 10, 2010 (PHX) (2G)  
 ASSISTS 3 - Last: Dec. 19 - 23, 2009 (PHX)(4A)

#### REGULAR SEASON OT GOALS

1. Oct. 12, 2007 (CGY) at Dallas (Turco)

#### REGULAR SEASON PENALTY SHOTS

1. Mar. 31, 2006 (CGY) vs. Colorado (Budaj, Goal)  
 2. Mar. 20, 2010 (PHX) vs. Chicago (Niemi, No Goal)

#### LEAFS SINGLE GAME MILESTONES

N/A  
 N/A  
 N/A  
 N/A

#### LONGEST LEAFS STREAKS

N/A  
 N/A  
 N/A

#### REGULAR SEASON SHOOTOUT ATTEMPTS

2005-06: Scored 1 goal in 3 attempts  
 2006-07: Did not score in 2 attempts  
 2007-08: Did not score in 1 attempt  
 2008-09: Did not score in 1 attempt  
 2009-10: Scored 1 goal in 3 attempts  
 2010-11: None  
 CAREER: Scored 2 goals in 10 attempts

★ **BECAME A LEAF:** Acquired from Nashville with Cody Franson for Brett Lebda and Robert Slaney, July 3, 2011.

★ **TRANSACTIONS:** Originally Edmonton's eighth choice, 215th overall, in the 2000 Entry Draft. Also, Calgary's third choice, 90th overall, in the 2002 Entry Draft. Traded to Phoenix by Calgary with Brandon Prust and Calgary's first round pick (Brandon Gormley) in the 2010 Entry Draft for Olli Jokinen and Phoenix's third round pick (later obtained by Florida - Josh Birkholz) in the 2009 Entry Draft, March 4, 2009. Signed as a free agent by Nashville, July 2, 2010.

★ **2010-11 SEASON:** Played 2 games for Nashville. Made Nashville debut Oct. 9 vs. Anaheim. Sustained a concussion in 2nd game of season Oct. 13 at Chicago and missed the remainder of the season.

★ **CAREER: 2009-10:** Played 78 games for Phoenix collecting 53 points (19 goals, 34 assists) with 36 penalty minutes. Established career highs in assists and points. Ranked 2nd on Phoenix in goals. Played 400th career NHL game Dec. 29 vs. Vancouver. Collected 200th career NHL point (assist) Dec. 10 at Los Angeles. Played 7 playoff games for Phoenix collecting 6 points (1 goal, 5 assists) with 2 penalty minutes. Ranked 1st on Phoenix in playoff assists and points. **2008-09:** Split season between Calgary and Phoenix. Played 50 games for Calgary collecting 30 points (9 goals, 21 assists). Missed 13 games at beginning of season due to injury.





**BORN:** Fort Saskatchewan, Alberta, Canada

**DATE:** September 23, 1983

**HEIGHT:** 6' 1"

**WEIGHT:** 206 lbs.

**SHOOTS:** Right

**POSITION:** Right Wing

★ **BECAME A LEAF:** Acquired from Anaheim with Jake Gardiner and a conditional fourth round pick in the 2013 Entry Draft for Francois Beauchemin, February 9, 2011.

**TRANSACTIONS:** Originally Anaheim's first choice, seventh overall, in the 2002 Entry Draft. Traded to Edmonton by Anaheim with Ladislav Smid, Anaheim's first round pick (later obtained by Phoenix - Nick Ross) in the 2007 Entry Draft, and Anaheim's first (Jordan Eberle) and second (later obtained by NY Islanders - Travis Hamonic) round picks in the 2008 Entry Draft for Chris Pronger, July 3, 2006. Traded to Philadelphia by Edmonton with Jason Smith for Joni Pitkanen, Geoff Sanderson and Philadelphia's third round pick (Cameron Abney) in the 2009 Entry Draft, July 1, 2007. Traded to Anaheim by Philadelphia with Luca Sbisa, Philadelphia's first round picks in the 2009 (later traded to Columbus - John Moore) and 2010 (Emerson Etem) Entry Drafts and future considerations for Chris Pronger and Ryan Dingle, June 26, 2009.

★ **2010-11 SEASON:** Played 28 games for the Maple Leafs collecting 18 points (9 goals, 9 assists) with 19 penalty minutes. Played 26 games for Anaheim collecting 13 points (5 goals, 8 assists) with 14 penalty minutes. Played 3 games for Syracuse (AHL) collecting 4 points (1 goal, 3 assists). Made 1st appearance in NHL game on Dec. 5 vs. Phoenix since Dec. 8, 2009 (ANA vs. DAL). Played 400th career NHL game Dec. 12 vs. NY Islanders. Collected 2 points (1 goal, 1 assist) Dec. 16 at NY Islanders. Acquired from Anaheim Feb. 9. Made Maple Leafs debut Feb. 10 vs. New Jersey. Collected 2 assists, including 1st Maple Leafs point, Feb. 15 at Boston. Registered a season-high (23:18) of ice-time and registered

Vs. NHL	GP	G	A	P	PIM
ANAHEIM	5	0	1	1	0
ATLANTA	10	8	6	14	2
BOSTON	15	3	10	13	8
BUFFALO	13	3	7	10	12
CALGARY	19	2	3	5	14
CAROLINA	13	4	3	7	6
CHICAGO	15	8	3	11	14
COLORADO	21	6	3	9	6
COLUMBUS	17	6	5	11	18
DALLAS	20	6	8	14	4
DETROIT	14	6	3	9	6
EDMONTON	12	3	3	6	8
FLORIDA	10	2	2	4	6
LOS ANGELES	19	5	8	13	14
MINNESOTA	22	6	1	7	6
MONTREAL	14	1	1	2	22
NASHVILLE	14	4	1	5	6
NEW JERSEY	17	4	5	9	6
NY ISLANDERS	16	6	5	11	2
NY RANGERS	13	0	2	2	8
OTTAWA	12	2	1	3	6
PHILADELPHIA	4	1	1	2	2
PHOENIX	25	4	4	8	4
PITTSBURGH	18	11	6	17	17
SAN JOSE	23	7	2	9	14
ST LOUIS	14	2	9	11	16
TAMPA BAY	12	3	10	13	6
TORONTO	12	2	4	6	4
VANCOUVER	20	6	5	11	20
WASHINGTON	10	5	8	13	8
<b>NHL TOTALS:</b>	<b>449</b>	<b>126</b>	<b>130</b>	<b>256</b>	<b>265</b>

7 shots Feb. 19 vs. Ottawa. Scored 2 goals, including 1st Maple Leafs goal, and named 1st star Feb. 26 vs. Pittsburgh. Collected a point in 3 consecutive games (Mar. 10 - 14) with 1 goal and 2 assists. Scored game-winning goal Mar. 22 at Minnesota. Collected a point in 3 consecutive games (Mar. 10 - 14) with 3 points (1 goal, 2 assists). Collected 3 points (2 goals, 1 assist) and named 1st star Mar. 31 at Boston. Registered a season-high 4-game point streak (Mar. 31 - Apr. 6) with 6 points (3 goals, 3 assists). Scored 1 goal on 5 shootout attempts (entire season). Did not score on 2 shootout attempts with Maple Leafs.

★ **CAREER:** **2009-10:** Played 23 games for Anaheim collecting 14 points (10 goals, 4 assists) with 18 penalty minutes and a (+3) rating. Missed 59 games due to a back injury that required surgery on a herniated disc Dec. 17. Collected 100th point with Anaheim (goal) Dec. 6 vs. Ottawa. **2008-09:** Played 79 games for Philadelphia collecting 50 points (25 goals, 25 assists) with 58 penalty minutes. Ranked 5th on Philadelphia in points. Registered 12 multi-point games. Played 300th career NHL game Oct. 24 at New Jersey. Collected 100th career NHL assist Feb. 7 at Boston. Scored 2 goals, including 200th career NHL point (1st goal) Mar. 7 vs. Nashville. Scored 2 goals including 100th career NHL goal Mar. 28 at NY Islanders. Reached 25-goal mark for 2nd time in career (28, 2005-06). Played 6 playoff games for Philadelphia collecting 2 points (1 goal, 1 assist) with 2 penalty minutes. **2007-08:** Played 56 games for Philadelphia collecting 46 points (20 goals, 26 assists) with 35 penalty minutes. Established a career-high for assists in a season. Registered 12 multiple-point games. Registered a career-high (tie) five-game point-streak (Oct. 6-18) with 8 points (2 goals, 5 assists). Collected a career-high 6 points (3 goals, 3 assists) and 1st career hat-trick Dec. 11 vs. Pittsburgh. Collected 2nd career hat-trick Dec. 15 vs. Carolina. Named NHL's Third Star of the Week for the period ending

## FIRST CAR:

1988 Delta

## FAVOURITE ATHLETE GROWING UP:

Brett Favre

## FAVOURITE PERSON TO

FOLLOW ON TWITTER: Conan O'Brien

## WHAT IS YOUR PET PEEVE:

Doing questionnaires... ha!

Dec. 16 - played 4 games collecting 10 points (6 goals, 4 assists). Scored 1st penalty shot goal of career Dec. 29 at Tampa Bay (Karri Ramo). Missed 14 games (Jan. 8 - Feb. 6) due to a mild concussion and spinal cord contusion. Missed 12 games (Feb. 17 - Mar. 11) with a right ankle sprain. Played 17 playoff games for Philadelphia collecting 10 points (4 goals, 6 assists) with 2 penalty minutes. Scored GWG OT goal in GM #7 ECQF Apr. 22 at Washington. **2006-07:** Played 81 games for Edmonton collecting 28 points (16 goals, 12 assists) with 45 penalty minutes. Ranked 2nd (tie) on Edmonton in goals. Collected 100th career NHL point (goal) Nov. 30 vs. Colorado. Played 200th career NHL game Jan. 12 vs. Minnesota. **2005-06:** Played 81 games for Anaheim collecting 53 points (28 goals, 25 assists) with 48 penalty minutes. Established a career high for goals. Ranked 3rd on Anaheim in goals and powerplay goals (12); and 4th in points. Ranked 1st on Anaheim in shots (296) and recorded at least 1 shot in 79 of 81 games. Registered a career-high (tie) 5-game point streak (Nov. 27 - Dec. 8) with 7 points (4 goals, 3 assists). Collected a career-high (tie) 3 assists Jan. 9 vs. Los Angeles. Registered a career-high (tie) 3-game goal streak (Apr. 4 - 8) with 3 goals. **2004-05:** Played 65 games for Cincinnati (AHL)

collecting 56 points (30 goals, 26 assists) with 58 penalty minutes. Ranked 1st on Cincinnati in goals and points. Played 12 playoff games for Cincinnati (AHL) collecting 12 points (3 goals, 9 assists) with 27 penalty minutes. Ranked 1st on Cincinnati in playoff assists and points. Selected to play in AHL All-Star Game. **2003-04:** Played 75 games for Anaheim in NHL rookie season collecting 34 points (13 goals, 21 assists) with 28 penalty minutes. Ranked 6th in points, 9th (tie) in goals and 5th (tie) in assists. At 20 years, 15 days in debut, became the 5th youngest Anaheim player to appear in a game in franchise history. Made NHL debut, collected 1st NHL point (assist) Oct. 8 vs. Dallas. Scored 1st NHL goal Oct. 24 vs. Buffalo (Martin Biron). Registered a hat-trick at the 2004 NHL YoungStars Game in St. Paul, Minnesota. Played 3 games for Cincinnati (AHL) collecting 5 points (3 goals, 2 assists) with 2 penalty minutes. **2000-03:** Played 191 career games with Medicine Hat (WHL) collecting 240 points (127 goals, 113 assists). In 2001-02 ranked 1st in WHL goals (56) & 2nd in overall points (106). Named to the WHL Eastern Conference First All-Star Team in 2002. Also named to Canadian Hockey League's (CHL) First All-Star Team 2002. Played 6 games for Canada at 2003 World Junior Championship collecting 3 points (2 goals, 1 assist) and won a silver medal.

AMATEUR AND PRO RECORD			REGULAR SEASON											PLAYOFFS						
SEASON	CLUB	LEAGUE	GP	G	A	PTS	+/-	PIM	PP	SH	GW	S	%	GP	G	A	PTS	PIM		
1998-99	FORT SASK	ABHL	36	40	90	90	--	40	--	--	--	--	--	--	--	--	--	--		
1999-00	FORT SASK	AMHL	34	43	30	73	--	47	--	--	--	--	--	4	0	1	1	2		
2000-01	MEDICINE HAT	WHL	69	30	26	56	--	39	--	--	--	--	--	22	3	6	9	7		
2001-02	MEDICINE HAT	WHL	72	56	50	106	11	95	19	8	5	--	--	--	--	--	--	--		
2002-03	MEDICINE HAT	WHL	50	41	37	78	2	82	15	3	--	--	--	11	4	11	5	20		
2003-04	CANADA	WJC	6	2	1	3	--	27	--	--	--	--	--	--	--	--	--	--		
	ANAHEIM	NHL	75	13	21	34	-6	28	4	0	2	137	9.5	--	--	--	--	--		
2004-05	CINCINNATI	AHL	3	3	2	5	4	2	0	0	1	--	--	--	--	--	--	--		
	CINCINNATI	AHL	65	30	26	56	10	58	10	1	9	--	--	12	3	9	12	27		
2005-06	ANAHEIM	NHL	81	28	25	53	-13	48	12	2	2	296	9.5	16	9	2	11	31		
2006-07	EDMONTON	NHL	81	16	12	28	-29	45	5	0	1	172	9.3	--	--	--	--	--		
2007-08	PHILADELPHIA	NHL	56	20	26	46	2	35	7	0	3	176	11.4	17	4	6	10	7		
2008-09	PHILADELPHIA	NHL	79	25	25	50	1	58	6	0	4	194	12.9	6	1	1	2	2		
2009-10	ANAHEIM	NHL	23	10	4	14	3	18	0	0	0	66	15.2	--	--	--	--	--		
2010-11	ANAHEIM	NHL	26	5	8	13	-4	14	2	0	1	54	9.3	--	--	--	--	--		
	TORONTO	NHL	28	9	9	18	-7	19	2	0	1	75	12.0	--	--	--	--	--		
	SYRACUSE	AHL	3	1	3	4	--	0	--	--	--	--	--	--	--	--	--	--		
NHL TOTALS			449	126	130	156	-53	265	38	2	14	1170	10.8	39	14	9	23	35		
LEAFS TOTALS			28	9	9	18	-7	19	2	0	1	75	12.0	--	--	--	--	--		

## NHL SINGLE GAME MILESTONES

HAT TRICKS 3(2) - Last: Dec. 15, 2007 (PHI) vs. CAR  
 MOST GOALS 3(2) - Last: Dec. 15, 2007 (PHI) vs. CAR  
 MOST ASSISTS 3(3) - Last: Dec. 20, 2008 (PHI) vs. WSH  
 MOST POINTS 6(1) - Last: Dec. 11, 2007 (PHI) vs. PIT (3G, 3A)  
 \*number of times occurred in parenthesis ( ).

## LONGEST NHL STREAKS

POINTS 5 - Last: Oct. 6 - 18, 2007 (PHI) (2G, 5A)  
 GOALS 3- Last: Dec. 4 - 8, 2009 (ANA) (4G)  
 ASSISTS 4 - Last: Oct. 6- 16, 2007 (ANA) (5A)

## REGULAR SEASON OT GOALS

None

## REGULAR SEASON PENALTY SHOTS

1. Dec. 29, 2007 (PHI) at Tampa Bay  
 (Ramo, Goal)

## LEAFS SINGLE GAME MILESTONES

None  
 2(2) - Last: Mar. 31, 2011 at BOS  
 2(1) - Last: Feb. 15, 2011 at BOS  
 3(1) - Last: Mar. 31, 2011 at BOS

## LONGEST LEAFS STREAKS

4 - Last: Mar. 31 - Apr. 6, 2011 (3G, 3A)  
 1 - Last: Apr. 5, 2011 (1G)  
 2 - Last: Mar. 31 - Apr. 2, 2011 (2G, 2A)

## REGULAR SEASON SHOOTOUT ATTEMPTS

2005-06: Did not score in 2 attempts  
 2006-07: Did not score in 2 attempts  
 2007-08: Scored 1 goal in 1 attempt  
 2008-09: Did not score in 2 attempts  
 2009-10: Scored 1 goal in 2 attempts  
 2010-11: Scored 1 goal in 5 attempts  
 CAREER: Scored 3 goals in 14 attempts



**BORN:** Lloydminster, Alberta, CAN

**DATE:** April 6, 1985

**HEIGHT:** 6'

**WEIGHT:** 191 lbs.

**SHOOTS:** Left

**POSITION:** Left Wing

Vs. NHL	GP	G	A	P	PIM
ANAHEIM	3	2	2	4	2
ATLANTA	14	6	6	12	6
BOSTON	20	2	3	5	10
BUFFALO	7	2	4	6	2
CALGARY	4	0	3	3	4
CAROLINA	13	2	3	5	13
CHICAGO	3	1	0	1	0
COLORADO	4	0	3	3	4
COLUMBUS	4	0	1	1	0
DALLAS	3	1	1	2	2
DETROIT	4	1	0	1	0
EDMONTON	4	0	3	3	15
FLORIDA	12	2	2	4	28
LOS ANGELES	3	2	1	3	0
MINNESOTA	3	0	1	1	2
MONTREAL	22	7	3	10	8
NASHVILLE	5	0	3	3	4
NEW JERSEY	15	2	4	6	8
NY ISLANDERS	13	5	1	6	4
NY RANGERS	14	3	3	6	10
OTTAWA	22	7	5	12	10
PHILADELPHIA	13	2	10	12	0
PHOENIX	6	1	1	2	8
PITTSBURGH	17	4	9	13	6
SAN JOSE	4	2	1	3	0
ST LOUIS	4	0	2	2	2
TAMPA BAY	14	3	1	4	10
TORONTO	20	1	5	6	2
VANCOUVER	4	1	2	3	0
WASHINGTON	16	6	2	8	6
<b>NHL TOTALS:</b>	<b>290</b>	<b>65</b>	<b>85</b>	<b>150</b>	<b>166</b>

★ **BECAME A LEAF:** Signed as a free agent by Toronto August 27, 2010.

**TRANSACTIONS:** Originally Buffalo's third choice, 74th overall, in the 2003 Entry Draft. Traded to Atlanta by Buffalo for Atlanta's third (Jerome Gauthier-Leduc) and fourth (Steven Shipley) round picks in the 2010 Entry Draft, March 3, 2010.

★ **2010-11 SEASON:** Played 82 games for the Maple Leafs collecting 62 points (21 goals, 41 assists) with 37 penalty minutes. Ranked 1st on Maple Leafs in assists, 2nd in points, and 3rd (tie) in powerplay goals (6). Established career highs for games played, goals, assists, points, powerplay goals and shots. 1 of 5 Maple Leafs players to play in all 82 games. Made Maple Leafs debut and scored game-winning goal Oct. 7 vs. Montreal. Scored 2 goals and named 1st star Oct. 13 at Pittsburgh. Scored a goal Oct. 15 at NY Rangers and became 1st player in franchise history to score a goal in each of his 1st 4 games with the club (1917 to date). Registered a 4-game point and goal streak (Oct. 7 - 15) with 6 points (5 goals, 1 assist). Collected 100th career NHL point (assist) Nov. 10 at Florida. Registered a 4-game point and assist streak (Nov. 10 - 18) with 6 assists. Tied a Maple Leafs franchise record for assists in a period with 3 assists in 2nd period Nov. 16 vs. Nashville. Scored 2 goals and named 1st star Dec. 6 at Washington. Registered a season-high 5-game point and assist streak

(Dec. 14 - 26) with 5 assists. Collected 3 points (2 goals, 1 assist) Jan. 7 at Atlanta. Scored 2 goals and collected career-high 36th point of season Jan. 11 as San Jose. Registered a 4-game point streak (Jan. 6 - 11) with 7 points (4 goals, 3 assists). Collected 3 points (1 goal, 2 assists) Jan. 20 vs. Anaheim. Scored career-high 18th goal of season Feb. 22 vs. NY Islanders. Registered a 4-game point streak (Feb. 26 - Mar. 3) with 4 points (1 goal, 3 assists). Scored 20th goal of season Mar. 12 vs. Buffalo. Collected 3 points (1 goal, 2 assists), a (+3) rating and named 1st star Mar. 29 vs. Buffalo. Collected 2 assists Apr. 2 at Ottawa. Did not score on 1 shootout attempt.

★ **CAREER: 2009-10:** Split season between Buffalo and Atlanta. Played 60 games for Buffalo collecting 26 points (13 goals, 13 assists) with 47 penalty minutes. Played 21 games for Atlanta collecting 9 points (3 goals, 6 assists) with 2 penalty minutes. Made debut with Atlanta and scored a goal Mar. 4 vs. NY Islanders. Played 200th career NHL game Mar. 25 vs. Toronto. Scored 1st career shorthanded goal Apr. 9 at Washington. **2008-09:** Played 71 games for Buffalo collecting 31 points (17 goals, 14 assists) with 56 penalty minutes. Recorded a season-high 4-game point-streak (Oct. 25 - Nov. 1) with 4 points (2 goals, 2 assists). Played in 100th career NHL game Jan. 13 vs. Carolina. Tied a career-high with 3 points (1 goal, 2 assists) Dec. 20 at Montreal. Missed final 3 games of regular season due to upper body injury. Missed 8 games as a healthy scratch. **2007-08:** Split season between Buffalo and

**FAVOURITE APP FOR BLACKBERRY/IPHONE:** Red Laser  
**FAVOURITE ATHLETE GROWING UP:** Wayne Gretzky

**FIRST CAR:** 1999 Honda Accord  
**FAVOURITE PERSON TO FOLLOW ON TWITTER:** @JLupul

Rochester (AHL). Played 37 games for Buffalo collecting 15 points (8 goals, 7 assists) with 20 penalty minutes. Missed 1 game due to flu. Played 43 games for Rochester collecting 42 points (14 goals, 28 assists) with 26 penalty minutes. Scored GWG in his 1st game of season Nov. 7 vs. Boston. **2006-07:** Played 19 games for Buffalo collecting 7 points (3 goals, 4 assists) with 4 penalty minutes. Played 1st NHL game Dec. 19 vs. Montreal. Collected 1st NHL point (assist) Feb. 20 vs. Philadelphia. Scored 1st career NHL goal Feb. 22 vs. Ottawa (Martin Gerber). Played 51 games for Rochester and ranked 1st on team in scoring with 63 points (21 goals, 42 assists). Played in 2007 AHL All-Star Game. Played 6 playoff games for Rochester collecting 6 points (2 goals, 4 assists) with 4 penalty minutes. **2005-06:** Played 69 games for Rochester in 1st professional season collecting 53 points (21 goals, 32 assists) with 71 penalty minutes. Ranked 2nd on team in goals and points. Scored 1st professional goal Oct. 28 at Toronto Marlies.

**2004-05:** Played 58 games for Medicine Hat (WHL) and ranked 2nd on team in scoring with 74 points (30 goals, 44 assists). Played 13 playoff games for Medicine Hat and ranked 1st on team in scoring with 11 points (3 goals, 8 assists). Named to WHL East First All-Star Team. Played 6 games for Canada at World Junior Championship scoring 4 goals. Won gold medal with Canada. Played for "Team WHL" in CHL's Canada-Russia Challenge in December 2004. Played 3 playoff games for Rochester collecting 1 assist. **2003-04:** Played 62 games for Medicine Hat collecting 75 points (35 goals, 40 assists) with 93 penalty minutes. Played 20 playoff games collecting 18 points (8 goals, 10 assists). Won WHL Championship with Medicine Hat. Named to Memorial Cup All-Star Team. **2002-03:** Played 70 games for Medicine Hat collecting 75 points (23 goals, 52 assists) with 104 penalty minutes. Played 11 playoff games for Medicine Hat collecting 9 points (3 goals, 6 assists) with 8 penalty minutes.

AMATEUR AND PRO RECORD			REGULAR SEASON													PLAYOFFS				
SEASON	CLUB	LEAGUE	GP	G	A	PTS	+/-	PIM	PP	SH	GW	S	%	GP	G	A	PTS	PIM		
2001-02	DRAYTON VALLEY	AJHL	61	22	40	62	--	33	--	--	--	--	--	16	5	8	13	34		
2002-03	MEDICINE HAT	WHL	70	23	52	75	--	104	--	--	--	--	--	11	3	6	9	8		
2003-04	MEDICINE HAT	WHL	62	35	40	75	--	93	--	--	--	--	--	20	8	10	18	16		
2004-05	MEMORIAL CUP		4	1	4	5	--	2	--	--	--	--	--	--	--	--	--	--		
	MEDICINE HAT	WHL	58	30	44	74	--	100	--	--	--	--	--	13	3	8	11	18		
	CANADA	WJC	6	4	0	4	--	10	--	--	--	--	--	--	--	--	--	--		
	ROCHESTER	AHL	--	--	--	--	--	--	--	--	--	--	--	3	0	1	1	0		
2005-06	ROCHESTER	AHL	69	21	32	53	--	71	--	--	--	--	--	--	--	--	--	--		
2006-07	BUFFALO	NHL	19	3	4	7	4	4	0	0	0	16	18.8	--	--	--	--	--		
2007-08	ROCHESTER	AHL	51	21	42	63	--	57	--	--	--	--	--	6	2	4	6	4		
	BUFFALO	NHL	37	8	7	15	3	20	0	0	1	51	15.7	--	--	--	--	--		
	ROCHESTER	AHL	43	14	28	42	--	26	--	--	--	--	--	--	--	--	--	--		
2008-09	BUFFALO	NHL	71	17	14	31	-4	56	5	0	0	108	15.7	--	--	--	--	--		
2009-10	BUFFALO	NHL	60	13	13	26	-14	47	3	0	3	99	13.3	--	--	--	--	--		
2010-11	ATLANTA	NHL	21	3	6	9	-2	2	1	1	0	30	10.0	--	--	--	--	--		
	TORONTO	NHL	82	21	41	62	-3	37	6	0	3	154	13.6	--	--	--	--	--		
	NHL TOTALS		290	65	85	150	-16	166	15	1	7	458	14.2	--	--	--	--	--		
LEAFS TOTALS			82	21	41	62	-3	37	6	0	3	154	13.6	--	--	--	--	--		

#### NHL SINGLE GAME MILESTONES

HAT TRICKS None  
MOST GOALS 2(5) - Last: Jan. 11, 2011 (TOR) at SJS  
MOST ASSISTS 3(1) - Last: Nov. 16, 2010 (TOR) at NSH  
MOST POINTS 3(6) - Last: Mar. 29, 2011 (TOR) vs. BUF (1G, 2A)  
\*number of times occurred in parenthesis ( ).

#### LONGEST NHL STREAKS

POINTS 5 - Last: Dec. 14 - 26, 2010 (TOR) (5A)  
GOALS 4 - Last: Oct. 7 - 15, 2010 (TOR) (6G)  
ASSISTS 5 - Last: Dec. 14 - 26, 2010 (TOR) (5A)

#### REGULAR SEASON OT GOALS

1. Nov. 7, 2007 (BUF) VS. Boston (Thomas)

#### REGULAR SEASON PENALTY SHOTS

1. Oct. 16, 2009 (BUF) vs. NY Islanders (Roloson, Goal)

#### LEAFS SINGLE GAME MILESTONES

None  
2(4) - Last: Jan. 11, 2011 at SJS  
3(1) - Last: Nov. 16, 2010 at NSH  
3(6) - Last: Mar. 29, 2011 vs. BUF (1G, 2A)

#### LONGEST LEAFS STREAKS

5 - Last: Dec. 14 - 26, 2010 (5A)  
4 - Last: Oct. 7 - 15, 2010 (6G)  
5 - Last: Dec. 14 - 26, 2010 (5A)

#### REGULAR SEASON SHOOTOUT ATTEMPTS

2006-07: Did not score in 1 attempt  
2007-08: Did not score in 3 attempts  
2008-09: Did not score in 1 attempt  
2009-10: Did not score in 3 attempts  
2010-11: Did not score in 1 attempt  
CAREER: Did not score in 9 attempts





**BORN:** Winnipeg, Manitoba, CAN

**DATE:** March 3, 1982

**HEIGHT:** 6' 3"

**WEIGHT:** 222 lbs.

**SHOOTS:** Right

**POSITION:** Right Wing

Vs. NHL	GP	G	A	P	PIM
ANAHEIM	6	0	0	0	27
ATLANTA	18	1	0	1	55
BOSTON	20	1	0	1	25
BUFFALO	24	0	2	2	37
CALGARY	6	0	0	0	5
CAROLINA	16	0	0	0	34
CHICAGO	5	0	0	0	4
COLORADO	3	0	0	0	16
COLUMBUS	4	0	1	1	11
DALLAS	5	0	0	0	232
DETROIT	2	0	1	1	0
EDMONTON	6	0	0	0	44
FLORIDA	16	1	2	3	19
LOS ANGELES	5	0	0	0	0
MINNESOTA	3	0	0	0	92
MONTREAL	20	1	0	1	18
NASHVILLE	3	0	0	0	0
NEW JERSEY	27	1	0	1	54
NY ISLANDERS	29	1	1	2	52
NY RANGERS	8	0	0	0	48
OTTAWA	22	0	0	0	103
PHILADELPHIA	27	0	1	1	75
PHOENIX	5	0	0	0	2
PITTSBURGH	28	2	0	2	82
SAN JOSE	5	0	0	0	7
ST LOUIS	4	0	0	0	37
TAMPA BAY	16	2	0	2	41
TORONTO	15	0	1	1	24
VANCOUVER	6	0	0	0	9
WASHINGTON	19	0	0	0	55
<b>NHL TOTALS:</b>	<b>373</b>	<b>10</b>	<b>9</b>	<b>19</b>	<b>916</b>

★ **BECAME A LEAF:** Signed as a free agent by Toronto July 1, 2009.

**TRANSACTIONS:** Originally signed as a free agent by Boston September 19, 2001. Claimed on waivers by NY Rangers from Boston, November 29, 2005.

★ **2010-11 SEASON:** Played 46 games for the Maple Leafs scoring 2 goals with 128 penalty minutes. Ranked 1st on Maple Leafs penalty minutes. Scored 1st goal of the season Oct. 13 at Pittsburgh. Registered 800th career NHL penalty minute Oct. 15 at NY Rangers. Scored game-winning goal Oct. 26 vs. Florida. Registered a season-high 24 penalty minutes Jan. 1 at Ottawa. Registered 19 penalty minutes, including 900th career NHL penalty minute, Jan. 19 at NY Rangers. Left game Jan. 20 vs. Anaheim due to undisclosed injury. Missed 36 games due to injury.

★ **CAREER:** **2009-10:** Played 82 games for the Maple Leafs collecting 6 points (4 goals, 2 assists) with 239 penalty minutes. Ranked 1st on Leafs and 2nd in NHL in penalty minutes. Ranked 5th in NHL fighting major penalties (23). Registered a career-high in games played (tie), goals, points and penalty minutes in a season. Became 1st Leafs player since 2003-04 (Tie Domi - 208) to register over 200 penalty minutes in a season. Made Maple Leafs debut Oct. 1 vs. Montreal. Scored 1st Maple Leafs goal Dec. 1 at Montreal (Carey Price). Played 300th career NHL game and scored a goal Jan. 29 at New Jersey. Registered a season-high

32 penalty minutes Feb. 12 at St. Louis. Scored 3rd goal of season (career-high) Mar. 28 vs. Pittsburgh. **2008-09:** Played 82 games for the NY Rangers collecting 5 points (1 goal, 4 assists) with 193 penalty minutes. Set career highs for games played (tie), and assists in a season. Ranked 1st on team in penalty minutes. Ranked 3rd in NHL penalty minutes. Played 5 playoff games for NY Rangers registering 16 penalty minutes. **2007-08:** Ranked 1st on NY Rangers with 159 penalty minutes. Along with Jason Strudwick named co-recipient of the Players' Player Award, as voted by the NY Rangers players. Scored 1st goal of season, a GWG, Nov. 21 at Tampa Bay. Missed last 5 games of season with broken foot. **2006-07:** Played 53 games for the NY Rangers collecting 3 points (2 goals, 1 assist) with 126 penalty minutes. Ranked 3rd on the team and 18th in the NHL in penalty minutes. Scored 1st career NHL goal, GWG, Feb. 9 vs. Tampa Bay (Johan Holmqvist). **2005-06:** Played 20 games for Boston registering 27 penalty minutes. Played 15 games for the NY Rangers collecting 1 assist and 44 penalty minutes. Collected 1st NHL point (assist) Mar. 29 at NY Islanders. **2004-05:** Played 61 games for Providence (AHL) collecting 7 points (1 goal, 6 assists) with 279 penalty minutes. **2003-04:** Played 1st career NHL game Jan. 8 vs. Pittsburgh. Played 64 games for Providence collecting 5 points (1 goal, 4 assists) with 257 penalty minutes. **2002-03:** Played 1 game for Providence collecting 7 penalty minutes. **1998-2003:** Played 4 seasons in the Western Hockey League with Swift Current, Kamloops and Regina. Played 162 career WHL games collecting 28 points (19 goals, 9 assists) with 570 penalty minutes.

**FAVOURITE PRO SPORTS TEAM**  
(BESIDES LEAFS): New York Giants

**FIRST JOB:**  
Construction worker

**FAVOURITE HOCKEY MEMORY:**  
First NHL game

**FAVOURITE ATHLETE GROWING UP:**  
Brendan Shanahan

AMATEUR AND PRO RECORD			REGULAR SEASON													PLAYOFFS				
SEASON	CLUB	LEAGUE	GP	G	A	PTS	+/-	PIM	PP	SH	GW	S	5%	GP	G	A	PTS	PIM		
1998-99	SWIFT CURRENT	WHL	2	0	0	0	--	0	--	--	--	--	--	--	--	--	--	--		
1999-00	SWIFT CURRENT	WHL	61	3	2	5	--	130	--	--	--	--	--	12	1	0	1	25		
2000-01	SWIFT CURRENT	WHL	19	0	4	4	--	67	--	--	--	--	--	--	--	--	--	--		
	KAMLOOPS	WHL	41	8	1	9	--	179	--	--	--	--	--	3	0	0	0	20		
2001-02	KAMLOOPS	WHL	1	0	0	0	--	7	--	--	--	--	--	2	0	0	0	2		
2002-03	KAMLOOPS	WHL	3	2	0	2	--	17	--	--	--	--	--	--	--	--	--	--		
	REGINA	WHL	37	6	2	8	--	170	--	--	--	--	--	3	0	0	0	19		
2003-04	PROVIDENCE	AHL	1	0	0	0	--	7	--	--	--	--	--	--	--	--	--	--		
	BOSTON	NHL	1	0	0	0	-1	0	0	0	0	0.0	--	--	--	--	--	--		
2004-05	PROVIDENCE	AHL	64	1	4	5	--	257	--	--	--	--	--	2	0	0	0	9		
	PROVIDENCE	AHL	61	1	6	7	--	279	--	--	--	--	--	17	1	0	1	44		
2005-06	BOSTON	NHL	20	0	0	0	0	27	0	0	0	1.0	--	--	--	--	--	--		
	NY RANGERS	NHL	15	0	1	1	1	44	0	0	0	0.0	1	0	0	0	2			
2006-07	NY RANGERS	NHL	53	2	1	3	-2	126	0	0	1	23.8	4	0	0	0	12			
2007-08	NY RANGERS	NHL	74	1	1	2	-13	159	0	0	1	24.4	2	0	0	0	0			
2008-09	NY RANGERS	NHL	82	1	4	5	-15	193	0	0	0	40.2	5	0	0	0	16			
2009-10	TORONTO	NHL	82	4	2	6	-4	239	0	0	1	43.9	--	--	--	--	--			
2010-11	TORONTO	NHL	46	2	0	2	-1	128	0	0	1	14.3	--	--	--	--	--			
NHL TOTALS			373	10	9	19	-35	916	0	4	145	6.9	12	0	0	0	30			
LEAF TOTALS			128	6	2	8	-5	367	0	0	2	57	10.5	--	--	--	--	--		

#### NHL SINGLE GAME MILESTONES

HAT TRICKS None  
MOST GOALS 1(10) - Last: Oct. 26, 2010 (TOR) vs. FLA  
MOST ASSISTS 1(9) - Last: Dec. 18, 2009 (TOR) at BUF  
MOST POINTS 1(19) - Last: Oct. 26, 2010 (TOR) vs. FLA (1G)  
\*number of times occurred in parenthesis (.)

#### LONGEST NHL STREAKS

POINTS 1 - Last: Oct. 26, 2010 (TOR) (1G)  
GOALS 1 - Last: Oct. 26, 2010 (TOR) (1G)  
ASSISTS 1 - Last: Feb. 18, 2009 (TOR) (1A)

#### REGULAR SEASON OT GOALS

None

#### REGULAR SEASON PENALTY SHOTS

None

#### LEAFS SINGLE GAME MILESTONES

None  
1(6) - Last: Oct. 26, 2010 vs. FLA  
1(2) - Last: Dec. 18, 2009 at BUF  
1(8) - Last: Oct. 26, 2010 vs. FLA

#### LONGEST LEAFS STREAKS

1 - Last: Oct. 26, 2010 (1G)  
1 - Last: Oct. 26, 2010 (1G)  
1 - Last: Feb. 18, 2009 (1A)

#### REGULAR SEASON SHOOTOUT ATTEMPTS

2005-06: None  
2006-07: None  
2007-08: None  
2008-09: None  
2009-10: None  
2010-11: None



**BORN:** Edmonton, Alberta, CAN

**DATE:** April 10, 1985

**HEIGHT:** 6' 3"

**WEIGHT:** 214 lbs.

**SHOOTS:** Left

**POSITION:** Defence

Vs. NHL	GP	G	A	P	PTM
ANAHEIM	19	2	9	11	47
ATLANTA	10	1	2	3	6
BOSTON	11	2	4	6	20
BUFFALO	9	2	4	6	11
CALGARY	2	0	0	0	05
CAROLINA	8	3	5	8	8
CHICAGO	20	3	10	13	21
COLORADO	35	6	11	17	36
COLUMBUS	21	3	5	8	50
DALLAS	19	2	7	9	13
DETROIT	19	5	7	12	20
EDMONTON	36	9	14	23	46
FLORIDA	7	0	3	3	4
LOS ANGELES	21	4	8	12	44
MINNESOTA	32	7	9	16	38
MONTREAL	13	3	7	10	16
NASHVILLE	19	5	11	16	30
NEW JERSEY	9	1	1	2	12
NY ISLANDERS	8	0	4	4	4
NY RANGERS	10	2	2	4	25
OTTAWA	12	0	1	1	25
PHILADELPHIA	9	1	5	6	17
PHOENIX	20	6	6	12	29
PITTSBURGH	8	1	4	5	4
SAN JOSE	20	4	10	14	14
ST LOUIS	22	4	11	15	42
TAMPA BAY	6	1	6	7	8
TORONTO	6	2	3	5	6
VANCOUVER	34	6	11	17	44
WASHINGTON	5	0	3	3	4
<b>NHL TOTALS:</b>	<b>470</b>	<b>85</b>	<b>183</b>	<b>268</b>	<b>644</b>

★ **BECAME A LEAF:** Acquired from Calgary with Fredrik Sjostrom and Keith Aulie for Matt Stajan, Niklas Hagman, Jamal Mayers and Ian White, January 31, 2010.

**TRANSACTIONS:** Originally Calgary's first choice, ninth overall, in the 2003 Entry Draft.

★ **2010-11 SEASON:** Played 66 games for the Maple Leafs collecting 30 points (8 goals, 22 assists) with 88 penalty minutes. Since joining the Leafs the team's record is 45-36-11 when in lineup. Ranked 1st on Maple Leafs in ice-time per game (25:18); 2nd in penalty minutes and in hits (186); and 3rd in shots (190) and blocked shots (121). Ranked 1st among team defencemen in goals, assists, points and powerplay goals (3). Missed 16 games (Nov. 3 - Dec. 8) due to leg injury. Registered a season-high 8 hits Jan. 19 at NY Rangers. Collected an assist in 3 consecutive games (Jan. 20 - 24). Collected 2 assists Feb. 15 at Boston. Collected 2 points (1 goal, 1 assist) Feb. 26 vs. Pittsburgh. Collected 2 points (1 goal, 1 assist) Mar. 3 at Philadelphia. Collected a season-high 2 goals, 3 points and named 1st star Mar. 16 at Carolina. Registered a 4-game point streak (Mar. 10 -16) collecting 6 points (3 goals, 3 assists). Collected 2 assists Mar. 24 at Colorado. Collected an assist, tied a season-high (30:23) of ice-time and named 3rd star Mar. 26 at Detroit. Tied a season-high with (30:23) of ice-time

Mar. 31 at Boston. Selected to play for Team Canada at 2011 IIHF World Championship in Slovakia. Named alternate captain for Team Canada. Played 7 games for Team Canada collecting 3 assists with 8 penalty minutes. Ranked 1st on Team Canada in average ice-time per game (22:51).

★ **CAREER: 2009-10:** Named Toronto Maple Leafs captain June 14, 2010. Played 26 games for the Maple Leafs collecting 10 points (2 goals, 8 assists) with 34 penalty minutes. Played 55 games for Calgary collecting 22 points (10 goals, 12 assists) with a plus-three (+3) rating and 49 penalty minutes. Ranked 1st among Maple Leafs players in hits (194) and 2nd in average ice-time per game (24:14). Registered a 6-game point streak (Oct. 1 - 12) with 6 points (3 goals, 3 assists). Made Maple Leafs debut, registered 4 shots, 6 hits, a (+1) rating, 3 blocked shots, 5 penalty minutes in (24:21) of ice-time Feb. 2 vs. New Jersey. Registered 1st Maple Leafs point (assist) Feb. 6 vs. Ottawa. Played 400th career NHL game Apr. 1 vs. Buffalo. Scored 1st Maple Leafs goal Apr. 7 at NY Rangers (Henrik Lundqvist). Scored GWG in overtime Apr. 10 at Montreal. **2008-09:** Played 80 games for Calgary collecting 47 points (11 goals, 36 assists) with 100 penalty minutes. Ranked 6th on team in points and 15th among NHL defencemen in points. Ranked 1st among NHL defencemen in shots on goal (277) and 5th in average ice-time (26:31). Registered a career-high (34:37) in ice-time Nov. 2 at Anaheim. Played 300th career NHL game Feb. 17 vs. Vancouver. Missed the last 2 games of the regular

**FAVOURITE RESTAURANT IN TORONTO:** Frascati/Barberian's Steakhouse  
**FAVOURITE ATHLETE GROWING UP:** Wayne Gretzky

**FAVOURITE GENRE OF MUSIC:** Alternative Rock  
**FIRST CAR:** 1972 Valiant

season. Played 5 playoff games for Calgary collecting 3 assists with 4 penalty minutes. **2007-08:** Runner-up for Norris Trophy as the NHL's top defenceman. Ranked 1st among Calgary defencemen in goals (17), assists (43) and points (60). Ranked 2nd (tie) among NHL defencemen in goals, 5th in points, and 6th in assists. Set career-high for assists and points in a season. Ranked 1st on Calgary in ice-time per game (26:25) and 2nd in NHL. Ranked 1st on Calgary in penalty minutes and 9th in NHL (182). Ranked 1st among all NHL defencemen in shots on goal. Ranked 6th among NHL defencemen in hits (194). Collected 100th career NHL point Oct. 4 vs. Philadelphia. Registered a career-high for assists and points in a game (5 assists) Dec. 13 at Tampa Bay. Played 200th career NHL game Dec. 29 vs. Calgary. Voted to Western Conference Starting Line-up for NHL All-Star Game Jan. 8. Won the Breakaway competition at 2008 NHL Skills Competition at All-Star Weekend in Atlanta on Jan. 26, and scored a goal at All-Star Game Jan. 27. Collected 100th career assist Mar. 20 vs. Colorado. In playoffs ranked 2nd on team in goals (3), assists (4) and points (7). Ranked 1st on playoff team in ice-time per game (27:06).

**2006-07:** Ranked 1st among Calgary defencemen in goals (17), assists (33) and points (50). Ranked 1st on team in average ice-time (25:39). Played 100th career NHL game Nov. 21 at Edmonton. Named to Western Conference All-Star Team. Collected 2 points (1 goal, 1 assist) at All-Star Game Jan. 24 at Dallas. Returned after missing 2 games Apr. 3 vs. Colorado. Played in all 6 playoff games collecting 1 goal and 7 penalty minutes. Won gold medal with Canada at World Championship. Ranked 2nd (tie) among defencemen in tournament points (8) and 3rd (tie) in assists (8). **2005-06:** Played all 82 games for Calgary in rookie NHL season. Collected 49 points (20 goals, 29 assists), 16 powerplay goals, 7 GWGs and 93 penalty minutes. Nominated for the Calder Trophy as the NHL's top rookie. Set Calgary record for most goals by a rookie defenceman and 2nd in most points. Became just 3rd rookie defenceman in NHL history to score at least 20 goals (Leetch-23 in '88-89 & Beck-22 in '77-78). Ranked 1st among NHL defencemen in powerplay goals and 2nd in goals. Ranked 6th among NHL rookies in scoring and 1st among NHL rookie defencemen. Ranked 3rd (tie) on Calgary in goals, 3rd in assists, 3rd in points, 3rd in penalty minutes, 2nd in powerplay goals, 1st in powerplay points and 1st (tie) in GWGs. Named NHL Rookie of the Month for November after collecting 9 points (3 goals, 6 assists) in 13 games. Scored 20th goal of the season Apr. 13 vs. Colorado. Scored 1st career NHL goal and 1st career NHL assist Oct. 10 at Colorado (David Aebischer). Played 1st career NHL game Oct. 5 at Minnesota. Made NHL playoff debut playing in all 7 games vs. Anaheim collecting 1 goal and 7 penalty minutes. Played 1st career NHL playoff game Apr. 21 vs. Anaheim. Scored 1st career

playoff goal in GM #2, Apr. 23 vs. Anaheim (Giguere). **2004-05:** Played 55 games for Red Deer (WHL) in final junior season and collected 56 points (24 goals, 32 assists) with 73 penalty minutes. Named to WHL East First All-Star Team and WHL Defenceman of the Year (second consecutive season). Named Captain of Team WHL for Canada-Russia Challenge series. Played 7 playoff games for Red Deer collecting 5 points (1 goal, 4 assists) with 12 penalty minutes. Won gold medal with Canada at 2005 World Junior Championship. Named to tournament's All-Star Team after posting 6 points (1 goal, 5 assists) in 6 games. **2003-04:** Played 62 games for Red Deer collecting 43 points (19 goals, 24 assists) with 126 penalty minutes. Named to WHL East First All-Star Team, the WHL Defenceman of the Year and CHL First-All-Star Team. Played 19 playoff games for Red Deer and collected 11 points (2 goals, 9 assists) with 126 penalty minutes. Won a silver medal with Canada at the 2004 World Junior Championship. Named to tournament's All-Star Team and a runner-up for defenceman of Championship after collecting 4 points (2 goals, 2 assists) in 6 games. **2002-03:** Played 71 games for Red Deer collecting 30 points (16 goals, 14 assists) with 185 penalty minutes. Ranked 3rd on team in penalty minutes. Played 23 playoff games and collected 14 points (7 goals, 7 assists) with 34 penalty minutes. **2001-02:** Played 67 games in first season with Red Deer collecting 17 points (5 goals, 12 assists) with 170 penalty minutes. Collected 2 assists in 21 playoff games.



Dion Phaneuf

cont'd...



DION PHANEUF

AMATEUR AND PRO RECORD				REGULAR SEASON										PLAYOFFS									
SEASON	CLUB	LEAGUE	GP	G	A	PTS	+/-	PIM	PP	SH	GW	S	S%	GP	G	A	PTS	PIM					
2000-01	SOUTHGATE	AMBHL	35	15	50	65	--	208	--	--	--	--	---	4	3	4	7	15					
2001-02	RED DEER	WHL	67	5	12	17	--	170	--	--	--	--	---	21	0	2	2	14					
2002-03	RED DEER	WHL	71	16	14	30	--	185	--	--	--	--	---	23	7	7	14	34					
2003-04	RED DEER	WHL	62	19	24	43	--	126	--	--	--	--	---	19	2	9	11	30					
2004-05	CANADA	WJC	6	2	2	4	--	29	--	--	--	--	---	--	--	--	--	---					
	RED DEER	WHL	55	24	32	56	--	73	--	--	--	--	---	7	1	4	5	12					
	CANADA	WJC	6	1	5	6	--	14	--	--	--	--	---	--	--	--	--	---					
2005-06	CALGARY	NHL	82	20	29	49	5	93	16	0	7	242	8.3	7	1	0	1	7					
2006-07	CALGARY	NHL	79	17	33	50	10	98	13	0	4	230	7.4	6	1	0	1	7					
2007-08	CANADA	WC	7	0	8	8	--	2	--	--	--	--	---	--	--	--	--	---					
	CALGARY	NHL	82	17	43	60	12	182	10	1	4	263	6.5	7	3	4	7	4					
	CALGARY	NHL	80	11	36	47	-11	100	4	0	4	277	4.0	5	0	3	3	4					
2008-09	CALGARY	NHL	55	10	12	22	3	49	5	0	2	138	7.2	--	--	--	--	---					
2009-10	TORONTO	NHL	26	2	8	10	-2	34	0	0	1	87	2.3	--	--	--	--	---					
2010-11	TORONTO	NHL	66	8	22	30	-2	88	3	0	1	190	4.2	--	--	--	--	---					
	CANADA	WC	7	0	3	3	--	8	--	--	--	--	---	--	--	--	--	---					
NHL TOTALS			470	85	183	268	15	644	51	1	23	1427	6.0	25	5	7	12	22					
LEAF TOTALS			92	10	30	40	-4	122	3	1	2	277	3.6	--	--	--	--	---					

NHL SINGLE GAME MILESTONES

HAT TRICKS     None  
MOST GOALS     2(5) – Last: Mar. 16, 2011 (TOR) at CAR  
MOST ASSISTS   5(1) – Last: Dec. 13, 2007 (CGY) at TBL  
MOST POINTS    5(1) – Last: Dec. 13, 2007 (CGY) at TBL (5A)  
                      \*number of times occurred in parenthesis ( ).

LONGEST NHL STREAKS

POINTS     6 – Last: Oct. 1 – 12, 2009 (CGY) (3G, 3A)  
GOALS     2 – Last: Mar. 14 – 16, 2011 (TOR) (3G)  
ASSISTS    4 – Last: Feb. 9 – 17, 2008 (CGY) (5A)

REGULAR SEASON OT GOALS

1. Feb. 10, 2006 (CGY) vs. St. Louis (Lalime)  
2. Nov 5, 2009 (CGY) at St. Louis (Mason)  
3. Apr. 10, 2010 (TOR) at Montreal (Halak)

REGULAR SEASON PENALTY SHOTS

None

LEAFS SINGLE GAME MILESTONES

None  
2(1) – Last: Mar. 16, 2011 at CAR  
2(2) – Last: Mar. 24, 2011 at COL  
3(1) – Last: Mar. 16, 2011 at CAR

LONGEST LEAFS STREAKS

4 – Last: Mar. 10 – 16, 2011 (3G, 3A)  
2 – Last: Mar. 14 – 16, 2011 (3G)  
3 – Last: Jan. 20 – 24, 2011 (3A)

REGULAR SEASON SHOOTOUT ATTEMPTS

2005-06: Did not score in 1 attempts  
2006-07: Did not score in 2 attempts  
2007-08: Did not score in 3 attempts  
2008-09: None  
2009-10: None  
2010-11: None  
CAREER: Did not score in 6 attempts





**BORN:** Morweena, Manitoba, CAN

**DATE:** March 15, 1988

**HEIGHT:** 6'2"

**WEIGHT:** 220 lbs.

**CATCHES:** Left

**POSITION:** Goaltender

Vs. NHL	GP	W-L-T-OT	SO	GA	GAA	Sv%
ANA	0	0-0-0-0	0	0	0.00	.000
ATL	3	1-0-0-0	0	3	1.64	.955
BOS	4	3-1-0-0	0	10	2.46	.930
BUF	4	3-1-0-0	0	12	3.60	.898
CGY	0	0-0-0-0	0	0	0.00	.000
CAR	2	2-0-0-0	1	1	0.50	.984
CHI	1	0-1-0-0	0	5	7.50	.737
COL	1	1-0-0-0	0	3	3.00	.893
CBJ	0	0-0-0-0	0	0	0.00	.000
DAL	0	0-0-0-0	0	0	0.00	.000
DET	1	0-1-0-0	0	3	3.05	.893
EDM	0	0-0-0-0	0	0	0.00	.000
FLA	0	0-0-0-0	0	0	0.00	.000
LAK	1	1-0-0-0	0	2	2.00	.938
MIN	1	1-0-0-0	1	0	0.00	1.00
MTL	2	1-1-0-0	0	8	4.00	.884
NSH	2	1-1-0-0	0	8	4.00	.884
NJD	2	1-1-0-0	0	8	4.00	.884
NYI	3	2-0-0-1	0	8	2.61	.922
NYR	0	0-0-0-0	0	0	0.00	.000
OTT	3	2-0-0-1	1	3	0.98	.962
PHI	2	1-1-0-0	0	5	2.52	.921
PHX	1	0-1-0-0	0	4	4.14	.800
PIT	2	1-0-0-1	0	7	3.33	.899
SJS	1	1-0-0-0	0	2	2.00	.952
STL	0	0-0-0-0	0	0	0.00	.000
TBL	2	0-2-0-0	0	7	3.93	.883
TOR	0	0-0-0-0	0	0	0.00	.000
VAN	0	0-0-0-0	0	0	0.00	.000
WSH	1	0-0-0-1	0	2	1.85	.951
<b>TOTALS</b>	<b>37</b>	<b>20-10-0-5</b>	<b>3</b>	<b>90</b>	<b>2.59</b>	<b>.921</b>

★ **BECAME A LEAF:** Toronto's third choice, 99th overall, in the 2006 Entry Draft.

**TRANSACTIONS:** None.

★ **2010-11 SEASON:** Played 37 games for the Maple Leafs compiling a record of 20-10-5 with a 2.60 goals against average, a .921 save percentage and 3 shutouts. Played 15 games for the Toronto Marlies (AHL) compiling a record of 9-5-1 with a 2.59 goals against average, a .920 save percentage and 3 shutouts. Ranked 1st among Leafs goaltenders in games played, wins, goals against average, save percentage and shutouts. Among NHL rookie goaltenders ranked 2nd in save percentage, 4th in wins and 6th in goals against average. Recalled from the Marlies 4 times (Nov. 17, Dec. 5, Dec. 17, Jan. 23). Assigned to the Marlies 3 times (Dec. 1, Dec. 8, Jan. 14). Made NHL debut in 3rd period and stopped all 4 shots Dec. 20 vs. Atlanta. Made 1st career NHL start, earned 1st career NHL win and made 32 saves on 33 shots Jan. 1 at Ottawa. Made a season-high 41 saves on 44 shots Jan. 7 at Atlanta. Made 40 saves on 42 shots and named 1st star Jan. 11 at San Jose. Won 4 consecutive road games (Jan. 1-11) and made 143 saves on 151 shots in that span. Registered 1st NHL shutout with 27 saves and named 1st star Feb. 3 vs. Carolina. Registered a shutout and made 22 saves Feb. 19 vs. Ottawa (SOL 0-1). Won a season-high 5 consecutive road games (Feb. 8-Mar. 3). Made 39 saves on 42 shots and named 1st star Mar. 12 vs. Buffalo. Made 35 saves on 37 shots

and named 1st star Mar. 19 vs. Boston. Registered a shutout with 29 saves and named 1st star Mar. 22 at Minnesota. Won 4 consecutive games (Mar. 16-24) stopping 122-of-128 shots in that span. Named NHL's Rookie of the Month for March with a 9-4-1 record, 1 shutout, a 2.87 goals against average and a .913 save percentage. Made 39 saves and named 1st star Apr. 5 vs. Washington. Registered a record of 11-3-4 when making 30 or more saves in a game. Made 8 saves on 11 shootout attempts. Registered a record of 1 win and 3 losses in shootouts. Selected to play for Canada at 2011 IIHF World Championship in Slovakia. Played 4 games for Canada compiling a record of 3-0-0 with a 2.04 goals against average and a .920 save percentage.

★ **CAREER: 2009-10:** Played 24 games for the Toronto Marlies (AHL) compiling a record of 14-8-2, with a 2.25 goals against average, a .925 save percentage and 1 shutout. Recalled from the Marlies Oct. 14. Assigned to the Marlies Oct. 25. Missed 34 games (Nov. 28-Feb. 12) due to knee injury. Recorded 1st career AHL shutout Feb. 20 vs. Manitoba (31 saves). **2008-09:** Played 3 games for the Toronto Marlies (AHL) compiling a record of 1-2-0, with a 3.28 goals against average and a .882 save percentage. Made AHL debut and recorded 1st win Dec. 27 vs. Manitoba. Recalled from the Marlies Dec. 21. Played 22 games for the Reading Royals (ECHL), registering a 10-7-3 record with a 3.30 goals against average and .904 save percentage. Appeared in 6 games for the South Carolina Stingrays (ECHL) and went undefeated with a 6-0-0 record, a 1.32 goals against average, a .961

#### FAVOURITE HOCKEY MEMORY:

Winning the Kelly Cup (ECHL Championship) in 2009

**FAVOURITE ROAD CITY:** Winnipeg

#### WHAT IS YOUR PET PEEVE:

Traffic/Bad drivers

**FAVOURITE APP FOR BLACKBERRY/**

**iPHONE:** Super Stickman Golf

save percentage and 2 shutouts. Played 8 playoff games for the South Carolina Stingrays, registering a record of 4-3-0, a 2.17 goals against average, a .929 save percentage and 1 shutout. Won the Kelly Cup and was named ECHL playoffs MVP. **2005-06 to 2007-**

**08:** Played 124 games for the Red Deer Rebels (WHL) compiling a record of 41-56-14 with a 2.72 goals against average and .912 save percentage. In 2007-08, Ranked 5th (tie) in WHL save percentage (.916).

AMATEUR AND PRO RECORD			REGULAR SEASON									PLAYOFFS						
SEASON	CLUB	LEAGUE	GP	MINS	W	L	OT	GA	SO	AVG.	GP	MINS	W	L	GA	SO	AVG.	
2005-06	RED DEER	WHL	34	1709	7	18	3	80	0	2.81								
2006-07	RED DEER	WHL	60	3339	26	23	7	148	3	2.66	7	417	3	4	27	0	3.88	
2007-08	RED DEER	WHL	30	1668	8	15	4	76	1	2.73	--	--	--	--	--	--	--	
2008-09	TORONTO	AHL	3	183	1	2	0	10	0	3.28	--	--	--	--	--	--	--	
	READING	ECHL	22	1236	10	7	3	68	0	3.30	--	--	--	--	--	--	--	
2009-10	SOUTH CAROLINA	ECHL	6	363	6	0	0	8	2	1.32	8	497	4	3	18	1	2.17	
	TORONTO	AHL	24	1520	14	8	2	57	1	2.25	--	--	--	--	--	--	--	
2010-11	TORONTO	NHL	37	2080	20	10	5	90	3	2.60	--	--	--	--	--	--	--	
	TORONTO	AHL	15	858	9	5	1	37	3	2.59	--	--	--	--	--	--	--	
	CANADA	WC	4	35	3	0	0	8	0	2.04	--	--	--	--	--	--	--	
NHL TOTALS			37	2080	20	10	5	90	3	2.60	--	--	--	--	--	--	--	

#### NHL SINGLE GAME MILESTONES

MOST SAVES  
MOST SHOTS

41 - Jan. 7, 2011 at ATL  
44 - Jan. 7, 2011 at ATL  
\*number of times occurred in parenthesis ().

#### LONGEST NHL STREAKS

WINNING STREAK  
LOSING STREAK  
SHUTOUT STREAK (MINS)

4 - Mar. 16 - 24, 2011  
3(2) - Mar. 5 - 10, 2011  
109:08 - Jan. 25 - Feb. 5, 2011

#### REGULAR SEASON PENALTY SHOTS AGAINST

1. Mar. 8 at NY Islanders (Matt Martin, No Goal)

#### REGULAR SEASON SHOOTOUT ATTEMPTS AGAINST

2010-11: Stopped 8 shots in 11 shootout attempts  
Record: 1 win, 3 losses

#### LEAFS SINGLE GAME MILESTONES

See NHL Single Game Milestones  
See NHL Single Game Milestones

#### LONGEST LEAF STREAKS

See Longest NHL Streaks  
See Longest NHL Streaks  
See Longest NHL Streaks





**BORN:** Olds, Alberta, CAN

**DATE:** July 16, 1985

**HEIGHT:** 6' 3"

**WEIGHT:** 215 lbs.

**SHOOTS:** Left

**POSITION:** Left Wing

★ **BECAME A LEAF:** Signed as a free agent by Toronto July 6, 2009.

**TRANSACTIONS:** Originally Tampa Bay's sixth choice, 227th overall, in the 2003 Entry Draft.

★ **2010-11 SEASON:** Played 26 games for the Maple Leafs collecting 3 points (1 goal, 2 assists) with 71 penalty minutes. Played 32 games for the Toronto Marlies (AHL) collecting 13 points (7 goals, 6 assists) with 114 penalty minutes. Registered a (+7) rating with the Marlies. Recalled from the Marlies Dec. 3. Made Maple Leafs season debut and registered 7 penalty minutes Dec. 4 vs. Boston. Missed game due to upper body injury Dec. 9 vs. Philadelphia. Assigned to the Marlies Dec. 19. Recalled from the Marlies Jan. 22. Collected 1st point of season (assist) Jan. 22 vs. Washington. Scored 1st goal of season Feb. 8 vs. NY Islanders. Collected an assist Mar. 8 vs. NY Islanders. Healthy scratch 16 times, most recently Apr. 9 vs. Montreal.

★ **CAREER:** **2009-10:** Played 15 games for the Maple Leafs collecting 2 points (1 goal, 1 assist) with 67 penalty minutes. Played 46 games for the Toronto Marlies (AHL) collecting 3 points (1 goal, 2 assists) with 172 penalty minutes. Ranked 3rd on the Marlies in penalty minutes. Made NHL debut Oct. 1 vs. Montreal. Scored 1st NHL goal and point Oct. 10 vs. Pittsburgh (Marc-Andre Fleury). Assigned to the Marlies Nov. 12. Recalled from the Marlies Jan. 12. Collected 1st NHL assist Jan. 14 vs. Philadelphia. Assigned to the Marlies Feb. 7.

Vs. NHL	GP	G	A	P	PIM
ANAHEIM	0	0	0	0	0
ATLANTA	1	0	0	0	0
BOSTON	3	0	0	0	14
BUFFALO	4	0	0	0	0
CALGARY	0	0	0	0	0
CAROLINA	1	0	0	0	5
CHICAGO	0	0	0	0	0
COLORADO	1	0	0	0	2
COLUMBUS	0	0	0	0	0
DALLAS	0	0	0	0	0
DETROIT	0	0	0	0	0
EDMONTON	0	0	0	0	0
FLORIDA	1	0	0	0	2
LOS ANGELES	0	0	0	0	0
MINNESOTA	1	0	0	0	0
MONTREAL	2	0	0	0	5
NASHVILLE	1	0	0	0	2
NEW JERSEY	4	0	0	0	16
NY ISLANDERS	3	1	1	2	12
NY RANGERS	2	0	0	0	0
OTTAWA	4	0	0	0	17
PHILADELPHIA	2	0	1	1	14
PHOENIX	0	0	0	0	0
PITTSBURGH	3	1	0	1	23
SAN JOSE	0	0	0	0	0
ST LOUIS	0	0	0	0	0
TAMPA BAY	2	0	0	0	5
TORONTO	0	0	0	0	0
VANCOUVER	2	0	0	0	14
WASHINGTON	4	0	1	1	7
<b>NHL TOTALS:</b>	<b>41</b>	<b>2</b>	<b>3</b>	<b>5</b>	<b>138</b>

Recalled from the Marlies Mar. 7. Assigned to the Marlies Mar. 9. Healthy scratch 14 times this season, most recently Jan. 29 at New Jersey. **2008-09:** Began season with Norfolk (AHL). Played 57 games for Norfolk collecting 12 points (5 goals, 7 assists) with 221 penalty minutes. Traded to Toronto Marlies from Norfolk Mar. 10, 2009. Played 13 games for the Marlies collecting 3 points (2 goals, 1 assist) with 54 penalty minutes. Ranked 1st on the Marlies and 2nd in the AHL with 275 penalty minutes. Scored 1st Marlies goal Mar. 13 at Rochester. Played 6 playoff games for the Marlies collecting 4 penalty minutes. **2007-08:** Played 66 games for Norfolk collecting 7 points (3 goals, 4 assists) with 194 penalty minutes. Ranked 1st on Norfolk in penalty minutes. Played 2 games for Mississippi collecting 6 penalty minutes. **2006-07:** Played 64 games for Springfield (AHL) collecting 6 assists and 85 penalty minutes. Ranked 5th on team in penalty minutes. Played 1 game for Johnstown (ECHL) registering 2 penalty minutes. **2005-06:** Played 45 games for Springfield collecting 2 points (1 goal, 1 assist) with 68 penalty minutes. Collected 1st AHL point (assist) January 7 vs. Syracuse. Scored 1st AHL goal Jan. 28 vs. Providence (Andrew Raycroft). Played 5 games for Johnstown registering 13 penalty minutes. **2004-05:** Played 34 games for University of Minnesota-Duluth collecting 5 assists with a team-high 103 penalty minutes. **2003-04:** Played 42 games for Olds (AJHL) collecting 16 points (4 goals, 12 assists) with 172 penalty minutes. Ranked 3rd on team in penalty minutes. **2002-03:** Played 49 games for Olds (AJHL) collecting 5 points (4 goals, 1 assists) with 204 penalty minutes. Ranked 3rd on team in penalty minutes.

**FAVOURITE APP FOR BLACKBERRY/iPHONE:** Can knockdown  
**FAVOURITE PERSON TO FOLLOW ON TWITTER:** @armdog

**FAVOURITE PRO SPORTS TEAM (BESIDES LEAFS):** Calgary Vipers  
**FAVOURITE HOCKEY MEMORY:** My Dad making it to my first NHL game

AMATEUR AND PRO RECORD			REGULAR SEASON											PLAYOFFS				
SEASON	CLUB	LEAGUE	GP	G	A	PTS	+/-	PIM	PP	SH	GW	S	5%	GP	G	A	PTS	PIM
2002-03	OLDS	AJHL	49	4	1	5	--	204	--	--	--	--	--	--	--	--	--	--
2003-04	OLDS	AJHL	42	4	12	16	--	172	--	--	--	--	--	14	2	2	4	--
2004-05	U. MINN-DULUTH	WCHA	34	0	5	5	--	103	--	--	--	--	--	--	--	--	--	--
2005-06	SPRINGFIELD	AHL	45	1	1	2	--	68	--	--	--	--	--	--	--	--	--	--
2006-07	JOHNSTOWN	ECHL	5	0	0	0	--	13	--	--	--	--	--	5	0	0	0	4
	SPRINGFIELD	AHL	64	0	6	6	--	85	--	--	--	--	--	--	--	--	--	--
2007-08	JOHNSTOWN	ECHL	1	0	0	0	--	2	--	--	--	--	--	--	--	--	--	--
	NORFOLK	AHL	66	3	4	7	--	194	--	--	--	--	--	--	--	--	--	--
2008-09	MISSISSIPPI	ECHL	2	0	0	0	--	6	--	--	--	--	--	--	--	--	--	--
	NORFOLK	AHL	57	5	7	12	--	221	--	--	--	--	--	--	--	--	--	--
2009-10	TORONTO	AHL	13	2	1	3	--	54	--	--	--	--	--	6	0	0	0	4
	TORONTO	NHL	15	1	1	2	-2	67	0	0	0	6	16.7	--	--	--	--	--
2010-11	TORONTO	AHL	46	1	2	3	--	172	--	--	--	--	--	--	--	--	--	--
	TORONTO	NHL	26	1	2	3	-6	71	0	0	0	12	8.3	--	--	--	--	--
	TORONTO	AHL	32	7	6	13	--	114	--	--	--	--	--	--	--	--	--	--
NHL TOTALS			41	2	3	5	-8	138	0	0	0	18	11.1	--	--	--	--	--

#### NHL SINGLE GAME MILESTONES

HAT TRICKS None  
 MOST GOALS 1(2) – Last: Feb. 8, 2011 at NYI  
 MOST ASSISTS 1(3) – Last: Mar. 8, 2011 at NYI  
 MOST POINTS 1(5) – Last: Mar. 8, 2011 at NYI (1A)  
 \*number of times occurred in parenthesis ( ).

#### LONGEST NHL STREAKS

POINTS 1 – Last: Mar. 8, 2011 (1A)  
 GOALS 1 – Last: Feb. 8, 2011 (1G)  
 ASSISTS 1 – Last: Mar. 8, 2011 (1A)

#### REGULAR SEASON OT GOALS

None

#### REGULAR SEASON PENALTY SHOTS

None

#### LEAFS SINGLE GAME MILESTONES

See NHL Single Game Milestones  
 See NHL Single Game Milestones  
 See NHL Single Game Milestones  
 See NHL Single Game Milestones

#### LONGEST LEAFS STREAKS

See Longest NHL Streaks  
 See Longest NHL Streaks  
 See Longest NHL Streaks

#### REGULAR SEASON SHOOTOUT ATTEMPTS

2009-10: None  
 2010-11: None



**BORN:** Saskatoon, Saskatchewan, CAN

**DATE:** November 2, 1989

**HEIGHT:** 6' 2"

**WEIGHT:** 229 lbs.

**SHOOTS:** Right

**POSITION:** Defence

Vs. NHL	GP	G	A	P	PIM
ANAHEIM	3	0	0	0	0
ATLANTA	10	0	1	1	2
BOSTON	17	2	5	7	11
BUFFALO	16	1	4	5	14
CALGARY	6	0	2	2	2
CAROLINA	12	0	1	1	6
CHICAGO	3	1	1	2	5
COLORADO	3	0	1	1	0
COLUMBUS	3	0	0	0	7
DALLAS	2	0	1	1	0
DETROIT	3	0	0	0	2
EDMONTON	6	0	1	1	2
FLORIDA	12	0	2	2	2
LOS ANGELES	3	0	0	0	0
MINNESOTA	3	0	0	0	2
MONTREAL	18	1	3	4	18
NASHVILLE	3	1	1	2	6
NEW JERSEY	11	0	2	2	8
NY ISLANDERS	10	0	1	1	4
NY RANGERS	12	0	2	2	7
OTTAWA	16	3	2	5	21
PHILADELPHIA	12	2	2	4	5
PHOENIX	2	0	0	0	0
PITTSBURGH	11	1	4	5	9
SAN JOSE	3	0	0	0	2
ST LOUIS	3	0	0	0	2
TAMPA BAY	12	0	2	2	0
TORONTO	0	0	0	0	0
VANCOUVER	6	0	1	1	12
WASHINGTON	10	0	2	2	6
<b>NHL TOTALS:</b>	<b>231</b>	<b>12</b>	<b>41</b>	<b>53</b>	<b>155</b>

★ **BECAME A LEAF:** Toronto's first choice, fifth overall, in the 2008 Entry Draft.

**TRANSACTIONS:** None.

★ **2010-11 SEASON:** Played 82 games for the Maple Leafs collecting 22 points (5 goals, 17 assists) with 34 penalty minutes. Ranked 1st among all NHL defencemen in hits (251). Ranked 1st on Maple Leafs in blocked shots (168). Only NHL player to have over 250 hits and at least 150 blocked shots. Established career highs for games played, assists, points and shots. 1 of 5 Maple Leafs players to play in all 82 games. Tied a career-high with 2 assists Oct. 13 at Pittsburgh. Scored a goal and registered a (+3) rating Jan. 1 at Ottawa. Registered a career-high (tie) 9 hits Jan. 6 vs. St. Louis. Collected an assist and a career-high (tie) 9 hits Feb. 1 vs. Florida. Played 200th career NHL game Feb. 3 vs. Carolina. Collected 2 points (1 goal, 1 assist) and named 3rd star Mar. 5 vs. Chicago. Collected 2 points (1 goal, 1 assist) Mar. 31 at Boston. Selected to play for Canada at 2011 IIHF World Championship in Slovakia. Played 7 games for Canada collecting 1 assist.

★ **CAREER:** **2009-10:** Played 79 games for Toronto collecting 17 points (5 goals, 12 assists) with 50 penalty minutes. Ranked 2nd on team in hits (173) and blocked shots (116). Played 100th career NHL game Dec. 9 vs. NY Islanders. Scored 1st goal of season Dec. 27 at Pittsburgh. Collected 2 assists Jan.

8 at Buffalo. Scored a goal Jan. 14 vs. Philadelphia. Registered career-high in goals (2) and points (3) with a (+4) rating Feb. 6 vs. Ottawa. Collected 2 assists Mar. 9 vs. Boston. Scored GWG Apr. 1 vs. Buffalo. Healthy scratch 3 times this season, most recently Dec. 16 vs. Phoenix. **2008-09:** Played 70 games for Toronto collecting 14 points (2 goals, 12 assists) with 71 penalty minutes. Named to NHL All-Rookie Team. Ranked 1st on the team in hits (206). Ranked 3rd in blocked shots (119). Ranked 1st among all NHL rookies in blocked shots. Ranked 2nd among all NHL rookies in hits and average ice-time per game (21:32). Ranked 1st among all NHL rookie defencemen in hits. Played 1st career NHL game Oct. 9 at Detroit. Collected 1st career NHL point (assist) Oct. 29 at New Jersey. Missed 12 games due to knee injury (Dec. 8 - Jan. 3). Played in YoungStars game Jan. 24 at the 2009 NHL All-Star weekend in Montreal. Scored 1st career NHL goal Feb. 7 at Montreal (Carey Price). Collected a season-high 2 assists Mar. 14 vs. Calgary. Registered 2 points (1 goal, 1 assist) and 5 penalty minutes (fighting major) Apr. 3 at Philadelphia. Logged 20 or more minutes of ice-time in 48 games, with a season-high of (27:37) Mar. 7 vs. Edmonton. Played 9 games for Canada at World Championship collecting 1 assist. Won silver medal with Canada. **2007-08:** Played 57 games for Kelowna (WHL) collecting 28 points (7 goals, 21 assists) with 100 penalty minutes. Played 7 playoff games for Kelowna collecting 4 points (2 goals, 2 assists) with 6 penalty minutes. Selected to the WHL's Western Conference Second All-Star Team. Team captain at 2008 CHL Top Prospects

## FAVOURITE ROAD CITY:

New York

## FIRST JOB:

Scorekeeper at hockey tournaments

## FAVOURITE PRO SPORTS TEAM

(BESIDES LEAFS): Saskatchewan Roughriders

## FAVOURITE GENRE OF MUSIC:

Country

game, scored 1 goal and was (+2). Won gold medal with Canada at 2008 World Junior Championship. Played 7 games for Canada and ranked 1st on team with a (+5) rating. **2006-07:** Played 72 games for Kelowna (WHL) collecting 29 points (2 goals, 27 assists) with 139 penalty minutes. Played 8 games for Canada Under-20 Team in Super Series versus Russia and registered 24 penalty minutes.

Won gold medal with Canada at World Under-18 Championships. Played 6 games for Canada scoring 3 goals with 4 penalty minutes. **2005-06:** Played 60 games for Kelowna (WHL) collecting 11 points (3 goals, 8 assists) with 86 penalty minutes. Played 12 playoff games for Kelowna (WHL) registering 14 penalty minutes.

AMATEUR AND PRO RECORD			REGULAR SEASON													PLAYOFFS					
SEASON	CLUB	LEAGUE	GP	G	A	PTS	+/-	PIM	PP	SH	GW	S	5%	GP	G	A	PTS	PIM			
2004-05	SASKATOON	SMHL	41	5	22	27	--	69	--	--	--	--	--	--	--	--	--	--	--	--	--
2005-06	KELOWNA	WHL	60	3	8	11	--	86	--	--	--	--	--	12	0	0	0	14			
2006-07	KELOWNA	WHL	72	2	27	29	--	139	--	--	--	--	--	--	--	--	--	--	--	--	--
	CANADA	WJC-U18	6	3	0	3	--	4	--	--	--	--	--	--	--	--	--	--	--	--	--
2007-08	CANADA	U20 SS	8	0	4	--	24	--	--	--	--	--	--	--	--	--	--	--	--	--	--
	KELOWNA	WHL	57	7	21	28	--	100	--	--	--	--	--	7	2	2	4	6			
2008-09	CANADA	WJC	7	0	0	0	--	6	--	--	--	--	--	--	--	--	--	--	--	--	--
	TORONTO	NHL	70	2	12	14	-12	71	1	0	0	102	2.0	--	--	--	--	--	--	--	--
2009-10	CANADA	WC	9	0	1	1	--	0	--	--	--	--	--	--	--	--	--	--	--	--	--
	TORONTO	NHL	79	5	12	17	2	50	0	0	1	101	5.0	--	--	--	--	--	--	--	--
2010-11	TORONTO	NHL	82	5	17	22	-7	34	0	0	0	128	3.9	--	--	--	--	--	--	--	--
	CANADA	WC	7	0	1	1	--	0	--	--	--	--	--	--	--	--	--	--	--	--	--
<b>NHL TOTALS</b>			<b>231</b>	<b>12</b>	<b>41</b>	<b>53</b>	<b>-17</b>	<b>155</b>	<b>1</b>	<b>0</b>	<b>1</b>	<b>331</b>	<b>3.6</b>	--	--	--	--	--	--	--	--

### NHL SINGLE GAME MILESTONES

HAT TRICKS None  
 MOST GOALS 2(1) - Last: Feb. 6, 2010 vs. OTT  
 MOST ASSISTS 2(4) - Last: Oct. 13, 2010 at PIT  
 MOST POINTS 3(1) - Last: Feb. 6, 2010 vs. OTT (2G,1A)  
 \*number of times occurred in parenthesis ( ).

### LONGEST NHL STREAKS

POINTS 2 - Last: Jan. 1 - 3, 2011 (1G,1A)  
 GOALS 1 - Last: Mar. 31, 2011 (1G)  
 ASSISTS 2 - Last: Oct. 13 - 15, 2010 (3A)

### REGULAR SEASON OT GOALS

None

### REGULAR SEASON PENALTY SHOTS

None

### LEAFS SINGLE GAME MILESTONES

See NHL Single Game Milestones  
 See NHL Single Game Milestones  
 See NHL Single Game Milestones  
 See NHL Single Game Milestones

### LONGEST LEAFS STREAKS

See Longest NHL Streaks  
 See Longest NHL Streaks  
 See Longest NHL Streaks


### REGULAR SEASON SHOOTOUT ATTEMPTS

2008-09: None  
 2009-10: None  
 2010-11: None



49

JESSE BLACKER



**BORN:** Toronto, Ontario, CAN  
**DATE:** April 19, 1991  
**HEIGHT:** 6'2"  
**WEIGHT:** 190 lbs.  
**SHOOTS:** Right  
**POSITION:** Defence

❖ **BECAME A LEAF:** Toronto's first choice, fifth overall, in the 2008 Entry Draft.

**TRANSACTIONS:** None.

❖ **2010-11 SEASON:** Played 62 games for Owen Sound (OHL) collecting 54 points (10 goals, 44 assists) with 83 penalty minutes. Ranked 1st on Owen Sound defence in points and 3rd on the team in assists. Played 22 playoff games for Owen Sound collecting 16 points (5 goals, 11 assists) with 14 penalty minutes. Played 4 games for Owen Sound at Memorial Cup collecting 1 assist with 8 penalty minutes.

❖ **CAREER: 2009-10:** Played 6 games for the Toronto Marlies (AHL) collecting 1 assist. Recorded 1st career AHL/professional point (assist) on March 20 vs. Hamilton. Played 9 games with the Windsor (OHL) collecting 3 assists with 12 penalty minutes. Traded from Windsor to Owen Sound. Played 48 games for Owen Sound collecting 30 points (6 goals, 24 assists) with 62 penalty minutes. Led all Owen Sound defencemen in goals. **2008-09:** Played 67 games for Windsor collecting 21 points (4 goals, 17 assists) with 54 penalty minutes. Ranked 4th on Windsor with a (+46) rating. Played 20 playoff games for Windsor collecting 4 assists and 18 penalty minutes. Played 5 games in the Memorial Cup collecting 7 penalty minutes. Won Memorial Cup with Windsor. **2007-08:** Played 17 games with Windsor collecting 4 assists and 6 penalty minutes. Played 5 playoff games collecting 1 assist and 2 penalty minutes.

AMATEUR AND PRO RECORD			REGULAR SEASON											PLAYOFFS				
SEASON	CLUB	LEAGUE	GP	G	A	PTS	+/-	PIM	PP	SH	GW	S	5%	GP	G	A	PTS	PIM
2007-08	WINDSOR	OHL	17	0	4	4	-	6	--	--	--	--	--	5	0	1	1	2
2008-09	WINDSOR	OHL	67	4	17	21	-	54	--	--	--	--	--	20	0	4	4	18
	MEMORIAL CUP		5	0	0	0	--	7	--	--	--	--	--	--	--	--	--	--
2009-10	TORONTO	AHL	6	0	1	1	-	0	--	--	--	--	--	--	--	--	--	--
	WINDSOR	OHL	9	0	3	3	-	12	--	--	--	--	--	--	--	--	--	--
	OWEN SOUND	OHL	48	6	24	30	-	62	--	--	--	--	--	--	--	--	--	--
2010-11	OWEN SOUND	OHL	62	10	44	54	-	83	--	--	--	--	--	22	5	11	16	14
	MEMORIAL CUP		4	0	1	1	--	8	--	--	--	--	--	--	--	--	--	--

47

DARRYL BOYCE



**BORN:** Summerside, P.E.I., CAN  
**DATE:** July 7, 1984  
**HEIGHT:** 6'  
**WEIGHT:** 200 lbs.  
**SHOOTS:** Left  
**POSITION:** Centre

❖ **BECAME A LEAF:** Signed as a free agent by Toronto January 1, 2008.

**TRANSACTIONS:** None.

❖ **2010-11 SEASON:** Played 46 games for the Maple Leafs collecting 13 points (5 goals, 8 assists) with 33 penalty minutes. Played 35 games for the Toronto Marlies (AHL) collecting 16 points (6 goals, 10 assists) with 48 penalty minutes and a (+7) rating. Ranked 2nd on Maple Leafs in plus/minus (+8). Recalled from the Marlies Dec. 30. Collected 1st career NHL point (assist) Dec. 30 vs. Columbus. Scored 1st career NHL goal Jan. 1 at Ottawa (Mike Brodeur). Scored a goal and registered 6 hits Jan. 10 at Los Angeles. Scored a goal and left game due to facial injury Feb. 3 vs. Carolina. Collected a career-high 3 assists and a (+3) rating Feb. 8 at NY Islanders. Scored game-winning goal and named 3rd star Mar. 3 at Philadelphia. Missed game due to injury Mar. 22 at Minnesota. Scored a goal Mar. 29 vs. Buffalo. Left game due to injury Mar. 31 at Boston.

❖ **CAREER: 2009-10:** Played 20 games for the Toronto Marlies (AHL) collecting 11 points (2 goals, 9 assists) with 48 penalty minutes. Collected 2 assists Nov. 25 vs. Lake Erie. Scored 1st goal of season Nov. 28 vs. Houston. Registered an assist and a team-high 12 penalty minutes Dec. 28 at Hamilton. Missed 43 games due to knee injury. **2008-09:** Played 73 games for the Toronto Marlies collecting 30 points (12 goals, 18 assists) with 131 penalty minutes. Ranked 2nd on team in penalty minutes. Ranked 6th on team in points. Recorded 2 goals Nov. 26 vs. Rochester. Played 6 playoff games scoring 2 goals with 27 penalty minutes. Ranked 1st on team in playoff penalty minutes. **2007-08:** Played 1 game for the Maple Leafs.

Recalled from the Toronto Marlies Jan. 19. Assigned to the Marlies Jan. 21. Recalled from the Marlies Jan. 24. Played 1st NHL game Jan. 24 at Washington and sustained season-ending shoulder dislocation. Surgery performed Feb. 5. Played 41 games for the Marlies collecting 24 points (eight goals, 16 assists) with 71 penalty minutes. Named the Toronto Marlies Rookie of the Year. **2006-07:** Played 25 games for the University of New Brunswick (CIS) collecting 33 points (14 goals, 19 assists) with 63 penalty minutes. Ranked 2nd in team goals, assists (tie) and points. Named Most Valuable Player as UNB won the National Championship (University Cup). **2005-06:** Played 28 games for University of New Brunswick collecting 32 points (15 goals, 17 assists) with 50 penalty minutes. Ranked 2nd in team goals, 3rd in assists and 2nd (tie) in points. Named CIS Rookie of the Year. **2004-05:** Played 67 games for Toronto St. Michael's (OHL) collecting 50 points (15 goals, 35 assists) with 152 penalty minutes. Led team in assists and points. Played 10 playoff games collecting 7 points (2 goals, 5 assists) with 28 penalty minutes. Ranked 4th in playoff points. **2003-04:** Played 64 games for Toronto St. Michael's collecting 37 points (13 goals, 24 assists) with 110 penalty minutes. Ranked 4th in team assists. Played 18 playoff games for Toronto St. Michael's collecting 4 points (1 goal, 3 assists) with 23 penalty minutes. **2002-03:** Played 64 games for Toronto St. Michael's collecting 37 points (16 goals, 21 assists) with 119 penalty minutes. Ranked 4th in team assists and points. Played 19 playoff games for Toronto St. Michael's collecting 4 points (1 goal, 3 assists) with 28 penalty minutes. **2001-02:** Played 67 games for Toronto St. Michael's collecting 21 points (10 goals, 11 assists) with 71 penalty minutes. Played 15 playoff games for Toronto St. Michael's collecting 7 points (2 goals, 5 assists) with 46 penalty minutes.

AMATEUR AND PRO RECORD			REGULAR SEASON											PLAYOFFS				
SEASON	CLUB	LEAGUE	GP	G	A	PTS	+/-	PIM	PP	SH	GW	S	5%	GP	G	A	PTS	PIM
2001-02	ST. MICHAEL'S	OHL	67	10	11	21	--	71	--	--	--	--	--	15	2	5	7	46
2002-03	ST. MICHAEL'S	OHL	64	16	21	37	--	119	--	--	--	--	--	19	1	3	4	28
2003-04	ST. MICHAEL'S	OHL	64	13	24	37	--	110	--	--	--	--	--	18	1	3	4	23
2004-05	ST. MICHAEL'S	OHL	67	15	35	50	--	152	--	--	--	--	--	10	2	5	7	28
2005-06	U.N.B.	CIS	28	15	17	32	--	50	--	--	--	--	--	--	--	--	--	--
2006-07	U.N.B.	CIS	25	14	19	33	--	63	--	--	--	--	--	--	--	--	--	--
2007-08	TORONTO	NHL	1	0	0	0	0	0	0	0	0	0	0.0	--	--	--	--	--
	TORONTO	AHL	41	8	16	24	--	71	--	--	--	--	--	--	--	--	--	--
2008-09	TORONTO	AHL	73	12	18	30	--	131	--	--	--	--	--	6	2	0	2	27
2009-10	TORONTO	AHL	20	2	9	11	--	48	--	--	--	--	--	--	--	--	--	--
2010-11	TORONTO	NHL	46	5	8	13	8	33	0	0	1	27	18.5	--	--	--	--	--
	TORONTO	AHL	35	6	10	16	7	48	--	--	--	--	--	--	--	--	--	--
NHL TOTALS			47	5	8	13	8	33	0	0	1	27	18.5	--	--	--	--	--



**BORN:** Linwood, Ontario, CAN  
**DATE:** April 5, 1988  
**HEIGHT:** 6'2"  
**WEIGHT:** 200 lbs.  
**SHOOTS:** Right  
**POSITION:** Right Wing

❖ **BECAME A LEAF:** Signed as a free agent by Toronto March 21, 2011.

**TRANSACTIONS:** None.

❖ **2010-11 SEASON:** Played 8 games for the Toronto Marlies (AHL) collecting 6 points (2 goals, 4 assists) with 2 penalty minutes. Scored 2 goals in 1st career professional/AHL game Mar. 23 at Grand Rapids. Played 37 games for the Rochester Institute of Technology Tigers (R.I.T.) of the Atlantic Hockey Association (AHA) collecting 41 points (26 goals, 15 assists) with 39 penalty minutes. Ranked 1st on the Tigers in goals and power play goals (11), and 2nd in points. Named the AHA player of the week for period ending Jan. 2, recording 8 points (6 goals, 2 assists) in 3 games. Became the 5th player in R.I.T. history to record 100 career points when he scored a goal on March 11 in the AHA Quarterfinals.

AMATEUR AND PRO RECORD		REGULAR SEASON													PLAYOFFS				
SEASON	CLUB	LEAGUE	GP	G	A	PTS	+/-	PIM	PP	SH	GW	S	5%	GP	G	A	PTS	PIM	
2008-09	R.I.T.	AHA	38	14	21	35	--	35	--	--	--	--	--	--	--	--	--	--	
2009-10	R.I.T.	AHA	33	15	11	26	--	24	--	--	--	--	--	--	--	--	--	--	
2010-11	TORONTO	AHL	8	2	4	6	--	2	--	--	--	--	--	--	--	--	--	--	
	R.I.T.	AHA	37	26	15	41	--	39	--	--	--	--	--	--	--	--	--	--	



**BORN:** Toronto, Ontario, CAN  
**DATE:** October 1, 1988  
**HEIGHT:** 6' 3"  
**WEIGHT:** 200 lbs.  
**SHOOTS:** Left  
**POSITION:** Left Wing

❖ **BECAME A LEAF:** Acquired from Pittsburgh with Martin Skoula for Alexei Ponikarovsky, March 2, 2010.

**TRANSACTIONS:** Originally Pittsburgh's fourth choice, 111th overall, in the 2007 Entry Draft.

❖ **2010-11 SEASON:** Played 7 games for the Maple Leafs collecting 4 penalty minutes. Played 13 games with the Toronto Marlies (AHL) collecting 5 points (1 goal, 4 assists) with 30 penalty minutes. Made Marlies debut Oct. 9 vs. Rochester. Collected 1st Marlies point (assist) Oct. 11 vs. Abbotsford. Scored 1st Marlies goal Oct. 16 at Hamilton. Recalled by the Maple Leafs Oct. 27. Assigned to the Marlies Nov. 23. Missed 43 games (Dec. 11 - Mar. 13) with the Marlies due to injury. Returned to Marlies lineup from injury Mar. 18 at Syracuse. Missed final 8 games of the Marlies season due to injury.

❖ **CAREER:** 2009-10: Played 19 games for the Maple Leafs collecting 6 points (1 goal, 5 assists) with 10 penalty minutes. Played 4 games for Pittsburgh collecting 2 points (1 goal, 1 assist) with 2 penalty minutes. Played 54 games for Wilkes-Barre (AHL) collecting 47 points (23 goals, 24 assists) with 61 penalty minutes. Made Maple Leafs debut and registered an assist Mar. 4 at Boston. Scored 1st Maple Leafs goal Mar. 9 vs. Boston (Tim Thomas). Collected

2 assists Mar. 11 vs. Tampa Bay. Missed game due to illness Mar. 20 vs. Montreal. **2008-09:** Played 5 games for Pittsburgh collecting 1 goal and 4 penalty minutes. Scored 1st NHL goal in 1st career NHL game on 1st shift (2:30 - 1st period) Feb. 3 at Montreal (Carey Price). Played 66 games for Wilkes-Barre collecting 45 points (18 goals, 27 assists) with 45 penalty minutes. Played 12 playoff games for Wilkes-Barre collecting 8 points (3 goals, 5 assists) with 10 penalty minutes. Played 3 games for Wheeling (ECHL) collecting 3 points (2 goals, 1 assist). **2007-08:** Played 66 games for Niagara (OHL) collecting 111 points (51 goals, 60 assists) with 107 penalty minutes. Ranked 1st on Niagara in goals, assists, points and shorthanded goals (6). Ranked 3rd in OHL goals and 4th in OHL points. Played 10 playoff games for Niagara collecting 17 points (8 goals, 9 assists) with 14 penalty minutes. Ranked 2nd on Niagara in playoff goals, assists (tie) and 3rd in points. Named to OHL Second All-Star Team. After junior season was complete played 19 playoff games for Wilke-Barre collecting 8 points (4 goals, 4 assists) with 8 penalty minutes. Scored 1st professional goal in Game #5 of division semi-final vs. Hershey. **2006-07:** Played 68 games for Mississauga collecting 65 points (27 goals, 38 assists) with 66 penalty minutes. Played 5 playoff games collecting 3 points (2 goals, 1 assist). **2005-06:** Played 32 games for Mississauga collecting 3 assists with 43 penalty minutes. **2004-05:** Played 48 games for Mississauga collecting 6 points (5 goals, 1 assist) with 25 penalty minutes.

AMATEUR AND PRO RECORD		REGULAR SEASON													PLAYOFFS				
SEASON	CLUB	LEAGUE	GP	G	A	PTS	+/-	PIM	PP	SH	GW	S	5%	GP	G	A	PTS	PIM	
2004-05	MISSISSAUGA	OHL	48	5	1	6	--	25	--	--	--	--	--	--	--	--	--	--	
2005-06	MISSISSAUGA	OHL	32	3	0	3	--	43	--	--	--	--	--	--	--	--	--	--	
2006-07	MISSISSAUGA	OHL	68	27	38	65	--	66	--	--	--	--	--	5	2	1	3	0	
2007-08	NIAGARA	OHL	66	51	60	111	--	107	--	--	--	--	--	10	8	9	17	14	
	WILKES-BARRE	AHL	--	--	--	--	--	--	--	--	--	--	--	19	4	4	8	8	
2008-09	PITTSBURGH	NHL	5	1	0	1	-1	4	0	0	0	7	14.3	--	--	--	--	--	
	WILKES-BARRE	AHL	66	18	27	45	--	45	--	--	--	--	--	12	3	5	8	10	
2009-10	WHEELING	ECHL	3	2	1	3	--	0	--	--	--	--	--	--	--	--	--	--	
	PITTSBURGH	NHL	4	1	1	2	-1	2	0	0	0	4	25.0	--	--	--	--	--	
2010-11	TORONTO	NHL	19	1	5	6	0	10	0	0	0	32	3.1	--	--	--	--	--	
	WILKES-BARRE	AHL	54	23	24	47	--	61	--	--	--	--	--	--	--	--	--	--	
2010-11	TORONTO	NHL	7	0	0	0	-2	4	0	0	0	8	0.0	--	--	--	--	--	
	TORONTO	AHL	13	1	4	5	--	30	--	--	--	--	--	--	--	--	--	--	
NHL TOTALS			35	3	6	9	-4	20	0	0	0	51	5.9	--	--	--	--	--	
LEAF TOTALS			26	1	5	6	-2	14	0	0	0	40	2.5	--	--	--	--	--	



32

JOE COLBORNE



**BORN:** Calgary, Alberta, CAN  
**DATE:** January 30, 1990  
**HEIGHT:** 6'5"  
**WEIGHT:** 213 lbs.  
**SHOOTS:** Left  
**POSITION:** Centre

★ **BECAME A LEAF:** Acquired from Boston with Boston's first round pick in the 2011 Entry Draft (later obtained by Anaheim - Rickard Rakell) and a second round pick in the 2012 Entry Draft (later traded to Colorado for John-Michael Liles) for Tomas Kaberle, February 18, 2011.

**TRANSACTIONS:** Originally Boston's first choice, 16th overall, in the 2008 Entry Draft.

★ **2010-11 SEASON:** Played 1 game for the Maple Leafs collecting an assist. Played 20 games for the Toronto Marlies (AHL) collecting 16 points (8 goals, 8 assists) with 8 penalty minutes. Played 55 games for Providence (AHL) collecting 26 points (12 goals, 14 assists) with 35 penalty minutes. Ranked 1st on the Marlies in goals (20) and powerplay points (19). Ranked 2nd on the Marlies in points (42). Registered 1st AHL multi-point game (2 assists) Oct. 29 (Providence) vs. Albany. Scored 1st AHL goal Oct. 31 (Providence) vs. Worcester. Registered a 5-game point-streak (Oct. 31 - Nov. 12) with 7 points (5 goals, 2 assists). Acquired by the Maple Leafs from Boston Bruins Feb. 18. Made Marlies debut, scored a goal and named 3rd star Feb. 19 vs. Grand Rapids. Scored 2 goals for the Marlies and named 1st star Feb. 21 vs. San Antonio. Collected 3 points for the Marlies (1 goal and 2 assists) and named 1st star Mar. 11 vs. Rochester. Recalled from the Marlies Apr. 8. Made NHL debut with the Maple Leafs and collected 1st NHL point (assist) Apr. 9 vs. Montreal. Assigned to the Marlies Apr. 10.

★ **CAREER: 2009-10:** Played 39 games for the University of Denver (WCHA) collecting 41 points (22 goals, 19 assists) with 30 penalty minutes. Ranked 1st on Denver in goals and 2nd (tie) in points. Ranked 1st (tie) in NCAA with 8 game-winning goals. Registered 10 multi-point games. Two-time recipient of Red Baron WCHA Offensive Player of the Week Award. Named to All-WCHA Third Team. Named to All-WCHA Academic Team and earned WCHA Scholar-Athlete status. Played 6 games for Providence (AHL) collecting 2 assists with 2 penalty minutes. Made AHL debut with Providence and collected 2 assists Apr. 2. **2008-09:** Played in all 40 games in 1st season at University of Denver collecting 31 points (10 goals, 21 assists) with 24 penalty minutes. Ranked 5th in WCHA points. Registered 8 multi-point games. Named to All-WCHA Rookie Team. Named Red Baron WCHA Rookie of the Week for period ending Dec. 8. Named co-recipient of Barry Sharp Memorial Award as University of Denver's top freshman. **2007-09:** Played 2 seasons for Camrose (Alberta Junior Hockey League) playing 108 games collecting 138 points (53 goals, 85 assists) with 92 penalty minutes. In 2007-08 ranked 1st in AJHL assists (57) and in playoff scoring with 16 points (8 goals, 8 assists) in 18 games played. Camrose won AJHL championship in both seasons.

AMATEUR AND PRO RECORD			REGULAR SEASON												PLAYOFFS											
SEASON	CLUB	LEAGUE	GP	G	A	PTS	+/-	PIM	PP	SH	GW	S	5%	GP	G	A	PTS	PIM								
2006-07	CAMROSE	AJHL	53	20	28	48	--	44	--	--	--	--	--	16	5	1	6	10								
	RBC CUP		5	3	3	6	--	4	--	--	--	--	--	--	--	--	--	--								
2007-08	CAMROSE	AJHL	55	33	57	90	--	48	--	--	--	--	--	18	8	8	16	26								
	RBC CUP		6	1	4	5	--	4	--	--	--	--	--	--	--	--	--	--								
2008-09	U. OF DENVER	WCHA	40	10	21	31	--	24	--	--	--	--	--	--	--	--	--	--								
2009-10	U. OF DENVER	WCHA	39	22	19	41	--	30	--	--	--	--	--	--	--	--	--	--								
	PROVIDENCE	AHL	6	0	2	2	--	2	--	--	--	--	--	--	--	--	--	--								
2010-11	TORONTO	NHL	1	0	1	1	1	0	0	0	0	1	0.0	--	--	--	--	--								
	PROVIDENCE	AHL	55	12	14	26	--	35	--	--	--	--	--	--	--	--	--	--								
	TORONTO	AHL	20	8	8	16	--	8	--	--	--	--	--	--	--	--	--	--								
	NHL TOTALS		1	0	1	1	1	0	0	0	0	1	0.0	--	--	--	--	--								

46

JOEY CRABB



**BORN:** Anchorage, Alaska, USA  
**DATE:** April 3, 1983  
**HEIGHT:** 6'1"  
**WEIGHT:** 190 lbs.  
**SHOOTS:** Right  
**POSITION:** Right Wing

★ **BECAME A LEAF:** Signed as a free agent by Toronto July 1, 2010.

**TRANSACTIONS:** Originally NY Rangers seventh choice, 226th overall, in the 2002 Entry Draft. Signed as a free agent by Atlanta, August 31, 2006. Traded to Chicago by Atlanta with Marty Reasoner, Jeremy Morin and New Jersey's first (previously acquired - Kevin Hayes) and second (previously acquired - Justin Holl) round picks in the 2010 Entry Draft for Brent Sopel, Dustin Byfuglien, Ben Eager and Akim Aliu, June 24, 2010.

★ **2010-11 SEASON:** Played 48 games for the Maple Leafs collecting 15 points (3 goals, 12 assists) with 24 penalty minutes. Played 34 games for the Toronto Marlies (AHL) collecting 18 points (11 goals, seven assists) with 31 penalty minutes. Ranked 1st (tie) on Leafs in shorthanded goals (1). Recalled from the Marlies Nov. 30. Made Maple Leafs debut and collected an assist Nov. 30 vs. Tampa Bay. Assigned to the Marlies Dec. 3. Recalled from the Marlies Dec. 28. Collected 2 assists and named 2nd star Jan. 1 at Ottawa. Collected an assist in back-to-back games (Jan. 10 -11). Selected to AHL's Western Conference All-Star team Jan. 11 (Did not participate in game due to recall). Scored game-winning goal (shorthanded) Feb. 16 at Buffalo. Scored a goal Mar. 5 vs. Chicago. Collected a career-high 3 points (1 goal, 2 assists) Mar. 19 vs. Boston. Healthy scratch 2 times this season, most recently Feb. 26 vs. Pittsburgh.

★ **CAREER: 2009-10:** Played 79 games for Chicago (AHL) collecting 53 points (24 goals, 29 assists) with 59 penalty minutes. Played 14 playoff games for Chicago collecting 11 points (6 goals, 5 assists) with 12 penalty minutes. **2008-09:** Played 29 games for Atlanta collecting 9 points (4 goals, 5 assists) with

28 penalty minutes. Played 42 games for Chicago (AHL) collecting 29 points (15 goals, 14 assists) with 62 penalty minutes. Played 1st career NHL game Nov. 28 vs. Nashville. Collected 1st career NHL point (assist) Dec. 3 at Ottawa. Scored 1st career NHL goal Dec. 10 vs. NY Rangers (Steve Valiquette). Registered a 3-game point-streak (Dec. 3 - 10) with 3 points (1 goal, 2 assists). **2007-08:** Played 72 games for Chicago (AHL) collecting 35 points (9 goals, 26 assists) with 78 penalty minutes. Played 24 playoff games for Chicago (AHL) collecting 5 points (1 goal, 4 assists) with 20 penalty minutes. Won Calder Cup with Chicago. **2006-07:** In 1st pro season played 63 games for Chicago (AHL) collecting 22 points (7 goals, 15 assists) with 25 penalty minutes. Played 1st professional game Oct. 7 at Peoria. Missed final 8 regular season games with knee injury. Missed 6 playoff games with knee injury. Played 6 playoff games for Chicago (AHL). **2005-06:** Recorded best offensive season at Colorado College (WCHA) playing in 42 games collecting 43 points (18 goals, 25 assists) with 45 penalty minutes. Ranked 2nd on team in goals, 3rd in assists and 3rd points. Ranked 2nd on team in powerplay goals (12). **2004-05:** Played 43 games for Colorado College collecting 32 points (16 goals, 16 assists) with 44 penalty minutes. Helped Colorado College reach Frozen Four Finals. **2003-04:** Played 39 games with Colorado College collecting 27 points (15 goals, 12 assists) with 20 penalty minutes. Ranked 2nd (tie) on Colorado College in goals and 4th in points. **2002-03:** In 1st season at Colorado College played 35 games collecting (4 goals, 4 assists) with 40 penalty minutes. **2001-02:** Played 61 games for Green Bay (USHL) collecting 42 points (15 goals, 27 assists) with 94 penalty minutes. **2000-01:** Played 60 games for USA Under-18 Team collecting 25 points (12 goals, 13 assists) with 40 penalty minutes. **1999-00:** Played 55 games for USA Under-17 Team collecting 23 points (13 goals, 10 assists) with 69 penalty minutes.

AMATEUR AND PRO RECORD			REGULAR SEASON												PLAYOFFS											
SEASON	CLUB	LEAGUE	GP	G	A	PTS	+/-	PIM	PP	SH	GW	S	%	GP	G	A	PTS	PIM								
1999-00	USNTDP	NAHL	55	13	10	23	--	69	--	--	--	--	--	3	1	0	1	4								
2000-01	USNTDP	U-18	39	10	10	20	--	22	--	--	--	--	--	--	--	--	--	--								
	USNTDP	USHL	21	2	3	5	--	18	--	--	--	--	--	--	--	--	--	--								
2001-02	GREEN BAY	USHL	61	15	27	42	--	94	--	--	--	--	--	7	4	8	12	21								
2002-03	COLORADO COLL.	WCHA	35	4	4	8	--	40	--	--	--	--	--	--	--	--	--	--								
2003-04	COLORADO COLL.	WCHA	39	15	12	27	--	20	--	--	--	--	--	--	--	--	--	--								
2004-05	COLORADO COLL.	WCHA	43	16	16	32	--	44	--	--	--	--	--	--	--	--	--	--								
2005-06	COLORADO COLL.	WCHA	42	18	25	43	--	45	--	--	--	--	--	--	--	--	--	--								
2006-07	CHICAGO	AHL	63	7	15	22	--	25	--	--	--	--	--	6	0	0	0	0								
2007-08	CHICAGO	AHL	72	9	26	35	--	78	--	--	--	--	--	24	1	4	5	20								
2008-09	ATLANTA	NHL	29	4	5	9	-2	28	0	1	1	33	12.1	--	--	--	--	--								
	CHICAGO	AHL	42	15	14	29	--	62	--	--	--	--	--	--	--	--	--	--								
2009-10	CHICAGO	AHL	79	24	29	53	--	59	--	--	--	--	--	14	6	5	11	12								
2010-11	TORONTO	NHL	48	3	12	15	-1	24	0	1	2	51	5.9	--	--	--	--	--								
	TORONTO	AHL	34	11	7	18	--	31	--	--	--	--	--	--	--	--	--	--								
	NHL TOTALS		77	7	17	24	-3	52	0	2	3	84	8.3	--	--	--	--	--								
	LEAF TOTALS		48	3	12	15	-1	24	0	1	2	51	5.9	--	--	--	--	--								

71

JERRY D'AMIGO



**BORN:** Binghamton, NY, USA  
**DATE:** February 19, 1991  
**HEIGHT:** 5'11"  
**WEIGHT:** 213 lbs.  
**SHOOTS:** Left  
**POSITION:** Left Wing

❖ **BECAME A LEAF:** Toronto's sixth choice, 158th overall, in the 2009 Entry Draft

**TRANSACTIONS:** None.


❖ **2010-11 SEASON:** Played 43 games for the Toronto Marlies (AHL) collecting 15 points (5 goals, 10 assists) with 23 penalty minutes. Played 21 games for the Kitchener Rangers (OHL) collecting 28 points (12 goals, 16 assists) with 12 penalty minutes. Played 7 playoff games for Kitchener collecting 9 points (6 goals, 3 assists). Led Kitchener in playoff goals and ranked 3rd on team in points. Won the bronze medal with Team USA at the World Junior Championship. Played 6 games for Team USA collecting 2 points (1 goal, 1 assist) and 2 penalty minutes.

❖ **CAREER: 2009-10:** Played 35 games for Rensselaer Polytechnic Institute (ECAC) collecting 34 points (10 goals, 24 assists) with 37 penalty minutes. Ranked 5th nationally in points per game by a rookie (0.97) and led R.P.I. in game-winning goals (3). Selected to the ECAC All-Rookie Team and was named the ECAC Hockey's Rookie of the Year. Won the gold medal with Team USA at the World Junior Championship. Played 7 games for Team USA collecting 12 points (6 goals, 6 assists). Ranked 3rd (tie) in tournament scoring. **2008-09:** Played 53 games for the U.S. National Under-18 Team collecting 56 points (23 goals, 33 assists) with 61 penalty minutes. Ranked 1st (tie) on the team in assists and second in points. **2007-08:** Played 44 games for the U.S. National Under-18 Team collecting 17 points (5 goals, 12 assists) with 59 penalty minutes.

AMATEUR AND PRO RECORD			REGULAR SEASON											PLAYOFFS						
SEASON	CLUB	LEAGUE	GP	G	A	PTS	+/-	PIM	PP	SH	GW	S	S%	GP	G	A	PTS	PIM		
2007-08	USNTDP	NAHL	44	5	12	17	--	59	--	--	--	--	--	3	1	1	2	6		
	USNTDP	U-17	17	5	4	9	--	10	--	--	--	--	--	--	--	--	--	--		
2008-09	USNTDP	NAHL	11	8	6	14	--	4	--	--	--	--	--	--	--	--	--	--		
	USNTDP	U-18	42	15	27	42	--	57	--	--	--	--	--	--	--	--	--	--		
2009-10	R.P.I.	ECAC	35	10	24	34	--	37	--	--	--	--	--	--	--	--	--	--		
	UNITED STATES	WJC	7	6	6	12	--	0	--	--	--	--	--	--	--	--	--	--		
2010-11	TORONTO	AHL	43	5	10	15	--	23	--	--	--	--	--	--	--	--	--	--		
	KITCHENER	OHL	21	12	16	28	--	12	--	--	--	--	--	7	6	3	9	0		
	UNITED STATES	WJC	6	1	1	2	--	2	--	--	--	--	--	--	--	--	--	--		

53

JOSH ENGEL



**BORN:** Rice Lake, WI, USA  
**DATE:** July 7, 1984  
**HEIGHT:** 6' 3"  
**WEIGHT:** 206 lbs.  
**SHOOTS:** Left  
**POSITION:** Defence

Signed as a free agent by Toronto Marlies (AHL) June 18, 2009.

**TRANSACTIONS:** Originally Pittsburgh's fourth choice, 111th overall, in the 2007 Entry Draft.

❖ **2010-11 SEASON:** Played 70 games for the Toronto Marlies (AHL) collecting 19 points (11 goals, 8 assists) with 14 penalty minutes. Ranked 5th on the team in power play goals (3). Played 2 games for the Reading (ECHL) scoring 1 goal.

❖ **CAREER: 2009-10:** Played 70 games for the Marlies collecting 17 points (4 goals, 13 assists) with 18 penalty minutes. **2008-09:** Played 28 games for the Marlies collecting 5 points (1 goal, 4 assists) with 20 penalty minutes. Played 3 playoff games for the Marlies collecting 1 assist. Made Marlies debut on Feb. 11 vs. Syracuse. Played 14 games for Providence Bruins (AHL) collecting 2 penalty minutes. Played 36 games for Gwinnett (ECHL) collecting 14 points (2 goals, 12 assists) with 16 penalty minutes. **2007-08:** Played 3 games for Albany (AHL) collecting 1 assist. Played 1 playoff game Albany. Played 35 games for the University of Wisconsin Badgers (WCHA) collecting 8 points (3 goals, 5 assists) with 18 penalty minutes. **2006-07:** Played 30 games for Wisconsin collecting 4 assists and 14 penalty minutes. **2005-06:** Played 17 games for Wisconsin collecting 3 assists and 6 penalty minutes. **2004-05:** Played 18 games for Wisconsin collecting 2 assists and 10 penalty minutes.

AMATEUR AND PRO RECORD			REGULAR SEASON											PLAYOFFS						
SEASON	CLUB	LEAGUE	GP	G	A	PTS	+/-	PIM	PP	SH	GW	S	S%	GP	G	A	PTS	PIM		
2004-05	U. of WISCONSIN	WCHA	18	0	2	2	--	10	--	--	--	--	--	--	--	--	--	--		
2005-06	U. of WISCONSIN	WCHA	17	0	3	3	--	6	--	--	--	--	--	--	--	--	--	--		
2006-07	U. of WISCONSIN	WCHA	30	0	4	4	--	14	--	--	--	--	--	--	--	--	--	--		
2007-08	ALBANY	AHL	3	0	1	1	--	0	--	--	--	--	--	1	0	0	0	0		
	U. of WISCONSIN	WCHA	35	3	5	8	--	18	--	--	--	--	--	--	--	--	--	--		
2008-09	TORONTO	AHL	28	1	4	5	--	20	--	--	--	--	--	3	0	1	1	0		
	PROVIDENCE	AHL	4	0	0	0	--	2	--	--	--	--	--	--	--	--	--	--		
	GWINNETT	ECHL	36	2	12	14	--	16	--	--	--	--	--	--	--	--	--	--		
2009-10	TORONTO	AHL	70	4	13	17	--	18	--	--	--	--	--	--	--	--	--	--		
	TORONTO	AHL	70	11	8	19	--	14	--	--	--	--	--	--	--	--	--	--		
2010-11	READING	ECHL	2	1	0	1	--	0	--	--	--	--	--	--	--	--	--	--		



4

JEFF FINGER



**BORN:** Houghton, Michigan, USA  
**DATE:** December 18, 1979  
**HEIGHT:** 6' 1"  
**WEIGHT:** 209 lbs.  
**SHOOTS:** Right  
**POSITION:** Defence

★ **BECAME A LEAF:** Signed as an unrestricted free agent by Toronto July 1, 2008.

**TRANSACTIONS:** Originally Colorado's 11th choice, 240th overall, in the 1999 Entry Draft.

★ **2010-11 SEASON:** Played 23 games for the Toronto Marlies (AHL) collecting 5 assists with 8 penalty minutes. Reassigned to the Marlies Oct. 13. Collected an assist and a (+3) rating in Marlies debut Oct. 16 at Hamilton. Missed final 51 games of the season due to injury.

★ **CAREER:** **2009-10:** Played 39 games for Toronto collecting 10 points (2 goals, 8 assists) with 20 penalty minutes. Missed game due to oblique injury Oct. 1 vs. Montreal. Missed 4 games (Nov. 23 - 30) due to lower-body injury. Played 100th career Maple Leafs game Mar. 9 vs. Boston. Healthy scratch 38 times this season, most recently Apr. 10 at Montreal. **2008-09:** Played 66 games for Toronto collecting 23 points (6 goals, 17 assists) with 43 penalty minutes. Ranked 1st on the team in blocked shots (158) and 2nd in hits (136). Set career highs in assists, points and penalty minutes. Missed 1st 7 games of season due to foot injury (Oct. 9 - 23). Played 1st Maple Leafs game Oct. 25 vs. Ottawa. Collected 1st Maple Leafs point (assist) Nov. 1 vs. NY Rangers. Played 100th career NHL game Nov. 4 vs. Carolina. Scored 1st Maple Leafs goal Nov. 25 vs. Atlanta. Missed 7 games due to arm injury (Jan. 10 - Jan. 27). Missed 2 games due to arm injury (Feb. 26 - 28). Collected a career-high 3 points (1 goal, 2 assists) Mar. 14 vs. Calgary. Collected an assist in 3 consecutive games (Mar. 28 - Apr. 3). **2007-08:** Played in 72 games for Colorado collecting 19 points (8 goals, 11 assists) with 40 penalty minutes. Ranked 1st among Colorado defencemen in goals and 1st on the team in hits 121. Ranked 4th on Colorado with a (+12) rating. Registered 1st career shorthanded goal Nov. 3 vs. Vancouver. Scored 1st career game-winning goal on Jan. 15 at Tampa Bay. Registered a 3-game point-streak Jan. 12 - 15 (1 goal, 2 assists). Registered a career-high (28:20) of ice time and scored a goal Feb. 20 at Anaheim. Sustained a hand injury and missed 6 games Feb. 22 - Mar. 4. Registered

only multi-point game (1 goal, 1 assist) of the season Mar. 30 at Minnesota. Played in 5 games during the 2008 playoffs and collected 2 assists. Ranked 1st in Colorado ice-time (22:08) during the playoffs. **2006-07:** Played 22 games for Colorado collecting 5 points (1 goal, 4 assists). Played 44 games for Albany (AHL) collecting 13 points (3 goals, 10 assists) with 65 penalty minutes. Played 1st career NHL game Feb. 20 vs. Calgary. Ranked 2nd (tie) on the team with a (+10) rating. Collected 1st NHL point (assist) on Feb. 27 vs. Columbus. Scored 1st career NHL goal and registered a (+4) rating Mar. 1 at Chicago (Nikolai Khabibulin). Played 18 consecutive games Feb. 20 - Mar. 29. Following the NHL season, Finger was reassigned to Albany (AHL) for the remainder of the AHL season. Played in 5 AHL playoff games collecting a goal and an assist. **2005-06:** Played 70 games for Lowell (AHL) collecting 23 points (3 goals, 20 assists). Ranked 1st on Lowell in penalty minutes (116) and 3rd in games played. Joined Colorado for the 2006 Stanley Cup playoffs but did not play any games. **2004-05:** Played 1st full season at Hershey (AHL) and played in 75 games. Ranked 3rd on team with 125 penalty minutes. Ranked 4th among Hershey defencemen with 16 points (4 goals, 12 assists). **2003-04:** Played in 63 games for Hershey collecting 11 points (2 goals, 9 assists) with 88 penalty minutes. Played in 10 games for Reading (ECHL) collecting 7 points (2 goals, 5 assists) with 24 penalty minutes. Assigned to Hershey Nov. 5. Scored his 1st point (assist) with Hershey in debut on Nov. 9 vs. Norfolk. Registered 1st multiple-point game with 2 assists against Lowell on Nov. 22. Scored 1st professional goal while with Hershey Jan. 10 vs. Albany. **2000-2003:** Played 107 games for St. Cloud State University (CCHA) over 3 seasons collecting 48 points (15 goals, 33 assists) with 235 penalty minutes. Served as an assistant captain for St. Cloud State during the 2002-03 season, but missed 24 games due to injury. Played on St. Cloud State's powerplay, which led the NCAA with a 31.1% success rate. Won the Roland Vandell Award for Outstanding Freshman Hockey Player at St. Cloud State. Scored his 1st collegiate goal in his 1st collegiate game on Oct. 13, 2000 vs. Ferris State. **1999-00:** Named USHL Defenceman of the Year.

## AMATEUR AND PRO RECORD

## REGULAR SEASON

## PLAYOFFS

SEASON	CLUB	LEAGUE	GP	G	A	PTS	+/-	PIM	PP	SH	GW	S	S%	GP	G	A	PTS	PIM
1997-98	GREEN BAY	USHL	51	5	9	14	--	208	--	--	--	--	--	4	0	0	0	18
1998-99	GREEN BAY	USHL	54	11	28	39	--	199	--	--	--	--	--	6	0	3	3	14
1999-00	GREEN BAY	USHL	55	13	35	48	--	15	--	--	--	--	--	14	3	11	14	40
2000-01	ST. CLOUD STATE	WCHA	41	4	5	9	--	84	--	--	--	--	--	--	--	--	--	--
2001-02	ST. CLOUD STATE	WCHA	42	6	20	26	--	105	--	--	--	--	--	--	--	--	--	--
2002-03	ST. CLOUD STATE	WCHA	24	5	8	13	--	46	--	--	--	--	--	--	--	--	--	--
2003-04	HERSHEY	AHL	63	2	9	11	--	88	--	--	--	--	--	--	--	--	--	--
	READING	ECHL	10	2	5	7	--	24	--	--	--	--	--	--	--	--	--	--
2004-05	HERSHEY	AHL	75	4	12	16	--	125	--	--	--	--	--	--	--	--	--	--
2005-06	LOWELL	AHL	70	3	20	23	--	116	--	--	--	--	--	--	--	--	--	--
2006-07	COLORADO	NHL	22	1	4	5	10	11	0	0	0	16	6.3	--	--	--	--	--
	ALBANY	AHL	44	3	10	13	--	65	--	--	--	--	--	5	1	1	2	4
2007-08	COLORADO	NHL	72	8	11	19	12	40	1	1	1	93	8.6	5	0	2	2	4
2008-09	TORONTO	NHL	66	6	17	23	-7	43	0	0	0	68	8.8	--	--	--	--	--
2009-10	TORONTO	NHL	39	2	8	10	-1	20	0	0	0	29	6.9	--	--	--	--	--
2010-11	TORONTO	AHL	23	0	5	5	--	8	--	--	--	--	--	--	--	--	--	--
<b>NHL TOTALS</b>			<b>199</b>	<b>17</b>	<b>40</b>	<b>57</b>	<b>4</b>	<b>114</b>	<b>1</b>	<b>1</b>	<b>1</b>	<b>206</b>	<b>8.3</b>	<b>5</b>	<b>0</b>	<b>2</b>	<b>2</b>	<b>4</b>
<b>LEAF TOTALS</b>			<b>105</b>	<b>8</b>	<b>25</b>	<b>33</b>	<b>-18</b>	<b>63</b>	<b>0</b>	<b>0</b>	<b>0</b>	<b>97</b>	<b>8.2</b>	--	--	--	--	--

39

MATT FRATTIN



**BORN:** Edmonton, Alberta, CAN  
**DATE:** January 3, 1988  
**HEIGHT:** 6'  
**WEIGHT:** 200 lbs.  
**SHOOTS:** Right  
**POSITION:** Right Wing

★ **BECAME A LEAF:** Toronto's second choice, 99th overall, in the 2007 Entry Draft.

**TRANSACTIONS:** None.

★ **2010-11 SEASON:** Played 1 game for the Maple Leafs. Played 44 games for the University of North Dakota (WCHA) collecting 60 points (36 goals, 24 assists) with 21 penalty minutes. Made NHL debut with Maple Leafs and recorded 5 shots Apr. 9 vs. Montreal. Named a top three finalist for the 2011 Hobey Baker Award, which is an annual award given to the top National Collegiate Athletic Association (NCAA) men's hockey player. Led all NCAA with 36 goals. Ranked 1st on North Dakota in points, game-winning goals (6), powerplay goals (10), shorthanded goals (3) and empty net goals (2). Named to NCAA West First All-American Team. Named the WCHA Player of the Year and a WCHA First Team All-Star. Led North Dakota to the WCHA regular season and playoff titles, and a berth into the NCAA Frozen Four championship.

★ **CAREER:** **2009-10:** Played 24 games for University of North Dakota collecting 19 points (11 goals, 8 assists) with 21 penalty minutes. Ranked 5th (tie) on the team in goals despite only appearing in 24 games. Finished the season on a 6-game point streak. **2008-09:** Played 42 games for University of North Dakota collecting 25 points (13 goals, 12 assists) with 18 penalty minutes. Tied for 4th on team in both goals and power play goals (5). Tallied 5 multi-point games. Named WCHA Offensive Player of the Week Nov. 28 registering first career hat-trick and 4 point game against Cornell. Named to All-WCHA Academic Team. **2007-08:** Played 43 games for University of North Dakota collecting 15 points (4 goals, 11 assists) with 18 penalty minutes. Only Sioux freshman to play in all 43 games during the season. Led all North Dakota rookies in points and assists. Ranked 10th amongst WCHA freshman in scoring. Ranked 6th on team and led all freshman with (+11) rating. Scored a goal and an assist in collegiate debut in season opener against Michigan State Oct. 13.

## AMATEUR AND PRO RECORD

## REGULAR SEASON

## PLAYOFFS

SEASON	CLUB	LEAGUE	GP	G	A	PTS	+/-	PIM	PP	SH	GW	S	S%	GP	G	A	PTS	PIM
2005-06	FORT SASKATCHEWAN	AJHL	3	2	0	2	--	0	--	--	--	--	--	--	--	--	--	--
2006-07	FORT SASKATCHEWAN	AJHL	58	49	34	83	--	75	--	--	--	--	--	15	5	6	11	10
2007-08	U. OF NORTH DAKOTA	WCHA	43	4	11	15	--	18	--	--	--	--	--	--	--	--	--	--
2008-09	U. OF NORTH DAKOTA	WCHA	42	13	12	25	--	18	--	--	--	--	--	--	--	--	--	--
2009-10	U. OF NORTH DAKOTA	WCHA	24	11	8	19	--	21	--	--	--	--	--	--	--	--	--	--
2010-11	TORONTO	NHL	1	0	0	0	-1	0	0	0	0	5	0.0	--	--	--	--	--
	U. OF NORTH DAKOTA	WCHA	44	36	24	60	--	21	--	--	--	--	--	--	--	--	--	--
<b>NHL TOTALS</b>			<b>199</b>	<b>17</b>	<b>40</b>	<b>57</b>	<b>4</b>	<b>114</b>	<b>1</b>	<b>1</b>	<b>1</b>	<b>206</b>	<b>8.3</b>	<b>5</b>	<b>0</b>	<b>2</b>	<b>2</b>	<b>4</b>

51

JAKE GARDINER



**BORN:** Deephaven, Minnesota, USA  
**DATE:** July 4, 1990  
**HEIGHT:** 6' 2"  
**WEIGHT:** 184 lbs.  
**SHOOTS:** Left  
**POSITION:** Defence

❖ **BECAME A LEAF:** Acquired from Anaheim along with Joffrey Lupul and a conditional fourth-round pick in 2013 for Francois Beauchemin February 9, 2011.

**TRANSACTIONS:** Originally Anaheim's first choice, 17th overall, in the 2008 Entry Draft.

❖ **2010-11 SEASON:** Played 10 games for the Toronto Marlies (AHL) collecting 3 assists and 4 penalty minutes. Made his AHL/professional debut on Mar. 18 at Syracuse. Collected his 1st career AHL point (assist) on Mar. 23 at Grand Rapids. Played 41 games for the University of Wisconsin Badgers (WCHA) collecting 41 points (10 goals, 31 assists) with 24 penalty minutes. Ranked 1st (tie) on Wisconsin in assists and 3rd in points. Named NCAA West Second All-American Team. Named to WCHA Second All-Star Team.

AMATEUR AND PRO RECORD		REGULAR SEASON													PLAYOFFS				
SEASON	CLUB	LEAGUE	GP	G	A	PTS	+/-	PIM	PP	SH	GW	S	S%		GP	G	A	PTS	PIM
2008-09	U. of WISCONSIN	WCHA	39	3	18	21	--	16	--	--	--	--	--	--	--	--	--	--	--
2009-10	U. of WISCONSIN	WCHA	41	6	7	13	--	20	--	--	--	--	--	--	--	--	--	--	--
	UNITED STATES	WJC	7	0	3	3	--	4	--	--	--	--	--	--	--	--	--	--	--
2010-11	TORONTO	AHL	10	0	3	3	--	4	--	--	--	--	--	--	--	--	--	--	--
	U. of WISCONSIN	WCHA	41	10	31	41	--	24	--	--	--	--	--	--	--	--	--	--	--

64

RICHARD GREENOP



**BORN:** Bowmanville, Ontario, CAN  
**DATE:** February 24, 1989  
**HEIGHT:** 6' 4"  
**WEIGHT:** 246 lbs.  
**SHOOTS:** Right  
**POSITION:** Right Wing

❖ **BECAME A LEAF:** Signed as a free agent by Toronto July 6, 2010.

**TRANSACTIONS:** Originally Chicago's seventh choice, 156th overall, in the 2007 Entry Draft.

❖ **2010-11 SEASON:** Played 11 games for the Toronto Marlies (AHL) collecting 3 assists with 28 penalty minutes. Played 19 games for Reading (ECHL) collecting 3 points (1 goal, 2 assists) with 24 penalty minutes.

❖ **CAREER: 2009-10:** Played 42 games for the Marlies collecting 5 points (2 goals, 3 assists) with 136 penalty minutes. Ranked 5th on the team in penalty minutes. Played 1st professional/AHL game Oct. 4 vs. Hamilton. Recorded 1st AHL point (assist) Oct. 17 vs. Rochester. Scored 1st career AHL goal on Jan. 15 at Texas. **2008-09:** Played 60 games for the Windsor Spitfires (OHL) collecting 8 points (4 goals, 4 assists) with 156 penalty minutes. Ranked 3rd on Windsor in penalty minutes. Won the Memorial Cup with Windsor. Played 6 Memorial Cup games. **2007-08:** Played 60 games for Windsor collecting 5 points (2 goals, 3 assists) with 194 penalty minutes. Ranked 1st on Windsor in penalty minutes. **2006-07:** Played 48 games for Windsor collecting 12 points (3 goals, 9 assists) with 149 penalty minutes. Ranked 1st on Windsor in penalty minutes. Recorded 1st career OHL point (assist) on Oct. 6 at Kitchener. Scored 1st career OHL goal on Nov. 9 vs. Sault Ste. Marie.

AMATEUR AND PRO RECORD		REGULAR SEASON													PLAYOFFS				
SEASON	CLUB	LEAGUE	GP	G	A	PTS	+/-	PIM	PP	SH	GW	S	S%		GP	G	A	PTS	PIM
2006-07	WINDSOR	OHL	48	3	9	12	--	149	--	--	--	--	--	--	--	--	--	--	--
2007-08	WINDSOR	OHL	60	2	3	5	--	194	--	--	--	--	--	--	--	--	--	--	--
2008-09	WINDSOR	OHL	60	4	4	8	--	156	--	--	--	--	--	--	--	--	--	--	--
	MEMORIAL CUP		6	0	0	0	--	0	--	--	--	--	--	--	--	--	--	--	--
2009-10	TORONTO	AHL	42	2	3	5	--	136	--	--	--	--	--	--	--	--	--	--	--
2010-11	TORONTO	AHL	11	0	3	3	--	28	--	--	--	--	--	--	--	--	--	--	--
	READING	ECHL	19	1	2	3	--	24	--	--	--	--	--	--	--	--	--	--	--



58

SIMON GYSBERS



**BORN:** Richmond Hill, Ontario, CAN  
**DATE:** May 7, 1987  
**HEIGHT:** 6' 4"  
**WEIGHT:** 200 lbs.  
**SHOOTS:** Right  
**POSITION:** Defence

❖ **BECAME A LEAF:** Signed as a free agent by Toronto March 13, 2010.

**TRANSACTIONS:** None.

❖ **2010-11 SEASON:** Played 60 games for the Toronto Marlies (AHL) collecting 32 points (7 goals, 25 assists) with 32 penalty minutes. Ranked 1st among Marlies defencemen in assists and points. Ranked 3rd on Marlies in multi-point games (8). Scored 1st career AHL goal in Marlies home opener Oct. 9 vs. Rochester. Scored the GWG, collected 2 assists, and named 1st star Jan. 23 vs. Houston. Registered 1st career 3-point game (1 goal, 2 assists) Dec. 11 at Lake Erie.

❖ **CAREER:** **2009-10:** Played 38 games for Lake Superior State (CCHA) collecting 15 points (6 goals, 9 assists) with 46 penalty minutes. Ranked 1st among Lake Superior State defencemen in goals, points and penalty minutes. Signed ATO contract with Toronto Marlies (AHL) March 10.

Played 14 games for the Marlies collecting 1 assist with 2 penalty minutes. Played 1st AHL game Mar. 12 at Chicago. Collected 1st AHL point (assist) Mar. 27 vs. Rochester. **2008-09:** Played 39 games for Lake Superior State collecting 21 points (3 goals, 18 assists) with 28 penalty minutes. Named Lake Superior's Outstanding Defenceman for the second consecutive season. Ranked 1st on Lake Superior in powerplay points (2 goals, 9 assists). **2007-08:** Played 37 games for Lake Superior State collecting 19 points (6 goals, 13 assists) with 46 penalty minutes. Ranked 1st among Lake Superior defencemen in points. Named Lake Superior's Outstanding Defenceman. Named CCHA Defenceman of the Week after collecting 4 points (1 goal, 3 assists) and 5 blocked shots against Bowling Green Jan. 11 - 12. **2006-07:** Played 41 games for Lake Superior State collecting 13 points (4 goals, 9 assists) with 45 penalty minutes. Shared the Soo BlueLiners Outstanding Freshman Award with teammate Nathan Perkovich. Ranked 2nd among Lake Superior rookies in points.

## AMATEUR AND PRO RECORD

## REGULAR SEASON

## PLAYOFFS

SEASON	CLUB	LEAGUE	GP	G	A	PTS	+/-	PIM	PP	SH	GW	S	5%	GP	G	A	PTS	PIM
2003-04	STOUFFVILLE	OPIHL	42	3	10	13	--	37	--	--	--	--	---	--	--	--	---	---
2004-05	STOUFFVILLE	OPIHL	46	11	23	34	--	32	--	--	--	--	---	--	--	--	---	---
2005-06	STOUFFVILLE	OPIHL	46	8	24	32	--	94	--	--	--	--	---	--	--	--	---	---
2006-07	LAKE SUPERIOR U.	CCHA	41	4	9	13	--	45	--	--	--	--	---	--	--	--	---	---
2007-08	LAKE SUPERIOR U.	CCHA	37	6	13	19	--	46	--	--	--	--	---	--	--	--	---	---
2008-09	LAKE SUPERIOR U.	CCHA	39	3	18	21	--	28	--	--	--	--	---	--	--	--	---	---
2009-10	TORONTO	AHL	14	0	1	1	--	2	--	--	--	--	---	--	--	--	---	---
	LAKE SUPERIOR U.	CCHA	38	6	9	15	--	46	--	--	--	--	---	--	--	--	---	---
2010-11	TORONTO	AHL	60	7	25	32	--	32	--	--	--	--	---	--	--	--	---	---

48

RYAN HAMILTON



**BORN:** Oshawa, Ontario, CAN  
**DATE:** April 15, 1985  
**HEIGHT:** 6' 2"  
**WEIGHT:** 230 lbs.  
**SHOOTS:** Left  
**POSITION:** Left Wing

❖ **BECAME A LEAF:** Acquired from Minnesota for Robbie Earl, January 21, 2009.

**TRANSACTIONS:** Originally signed as a free agent by Minnesota July 5, 2006.

❖ **2010-11 SEASON:** Played 45 games for the Toronto Marlies (AHL) collecting 29 points (16 goals, 13 assists) with 21 penalty minutes. Ranked 3rd on Marlies in goals. Returned to the Marlies lineup Dec. 17 after missing 18 games due to injury. Scored 1st career hat-trick and named 1st star Feb. 16 at Manitoba. Scored 7 goals in the Marlies final 8 games of the season.

❖ **CAREER:** **2009-10:** Played 47 games for the Marlies collecting 25 points (16 goals, 9 assists) with 37 penalty minutes. Ranked 1st (tie) on team in goals and 7th in points. Returned to the Marlies lineup Feb. 17 after missing 33 games due to injury. Recorded a season-high 6-game point-streak (Mar. 27 - Apr. 9) collecting 6 points (3 goals, 3 assists). **2008-09:** Played 29 games for Houston (AHL) collecting 12 points (8 goals, 4 assists) with 24 penalty minutes. Traded from Minnesota to Toronto January 21, 2009. Played 36 games for the Toronto Marlies (AHL) collecting 13 points (7 goals, 6 assists) with 33 penalty minutes. Made Marlies

debut Jan. 23 at Syracuse. Collected 3 points (1 goal, 2 assists), including 1st Marlies goal Feb. 18 vs. Syracuse. Played 6 playoff games for the Marlies collecting 3 points (1 goal, 2 assists) with 4 penalty minutes. **2007-08:** Played 72 games for Houston (AHL) collecting 39 points (20 goals, 19 assists) with 38 penalty minutes. Ranked 2nd on team in goals and points. Ranked 3rd on team in plus/minus (+13). Played 2 playoff games for Houston and scored 1 goal. **2006-07:** Played 62 games for Houston collecting 16 points (7 goals, 9 assists) with 36 penalty minutes. **2005-06:** Played 63 games for Barrie (OHL) collecting 72 points (46 goals, 26 assists) with 58 penalty minutes. Ranked 1st on team in goals and 3rd in points. Played 14 playoff games for Barrie collecting 17 points (8 goals, 9 assists) with 11 penalty minutes. Ranked 1st on team in playoff assists and points. Played 1 playoff game for Houston. **2004-05:** Played 37 games for Barrie collecting 24 points (13 goals, 11 assists) with 6 penalty minutes. Played 6 playoff games for Barrie collecting 2 goals and 2 penalty minutes. **2003-04:** Played 46 games for Barrie 27 points (17 goals, 10 assists) with 21 penalty minutes. Played 7 playoff games for Barrie collecting 1 assist and 8 penalty minutes. **2002-03:** Played 24 games for Barrie collecting 5 points (3 goals, 2 assists) with 10 penalty minutes. Played 6 playoff games for Barrie and scored 1 goal.

## AMATEUR AND PRO RECORD

## REGULAR SEASON

## PLAYOFFS

SEASON	CLUB	LEAGUE	GP	G	A	PTS	+/-	PIM	PP	SH	GW	S	5%	GP	G	A	PTS	PIM
2002-03	BARRIE	OHL	24	3	2	5	--	10	--	--	--	--	---	6	1	0	1	0
2003-04	BARRIE	OHL	46	17	10	27	--	21	--	--	--	--	---	7	0	1	1	8
2004-05	BARRIE	OHL	37	13	11	24	--	6	--	--	--	--	---	6	2	0	2	2
2005-06	BARRIE	OHL	63	46	26	72	--	58	--	--	--	--	---	14	8	9	17	11
	HOUSTON	AHL	--	--	--	--	--	--	--	--	--	--	---	1	0	0	0	0
2006-07	HOUSTON	AHL	62	7	9	16	--	36	--	--	--	--	---	--	--	--	---	---
2007-08	HOUSTON	AHL	72	20	19	39	--	38	--	--	--	--	---	2	1	0	1	0
2008-09	HOUSTON	AHL	29	8	4	12	--	24	--	--	--	--	---	--	--	--	---	---
	TORONTO	AHL	36	7	6	13	--	33	--	--	--	--	---	6	1	2	3	4
2009-10	TORONTO	AHL	47	16	9	25	--	37	--	--	--	--	---	--	--	--	---	---
2010-11	TORONTO	AHL	45	16	13	29	--	21	--	--	--	--	---	--	--	--	---	---

55

KORBINIAN HOLZER



**BORN:** Munich, Germany  
**DATE:** February, 16, 1988  
**HEIGHT:** 6' 3"  
**WEIGHT:** 205 lbs.  
**SHOOTS:** Right  
**POSITION:** Defence

❖ **BECAME A LEAF:** Toronto's fourth choice, 111th overall, in the 2006 Entry Draft.

**TRANSACTIONS:** None.

❖ **2010-11 SEASON:** Played 2 games for the Maple Leafs collecting 2 penalty minutes. Played 73 games for the Toronto Marlies (AHL) collecting 13 points (3 goals, 10 assists) with 88 penalty minutes. Ranked 2nd on Marlies with a (+10) rating. Played 1st career AHL game for the Marlies Oct. 9 vs. Rochester. Recalled by the Maple Leafs Nov. 3. Made NHL debut Nov. 6 vs. Buffalo. Assigned to the Marlies Nov. 12. Collected 1st AHL point (assist) Nov. 12 at Hershey. Scored 1st AHL goal Dec. 11 at Lake Erie. Selected to play for Germany at 2011 IIHF World Championship in Slovakia. Played 7 games for Germany collecting 1 assist with 10 penalty minutes and a (+2) ranking. Ranked 1st on Germany in penalty minutes.

❖ **CAREER: 2009-10:** Played 52 games for the DEG Metro Stars (DEL) collecting 22 points (6 goals, 16 assists) and 96 penalty minutes. Ranked 2nd on the Metro Stars in plus/minus (+12). Ranked 1st among Stars defencemen in goals and second in points. Played 3 playoff games collecting 4 penalty minutes. Played 4 games for Germany at the 2010 Olympics collecting 2 penalty minutes. Played 8 games for Germany at the World Hockey Championship collecting a team-high 22 penalty minutes. **2008-09:** Played 38 games for the DEG Metro Stars (DEL), collecting 9 points (4 goals, 5 assists) and 89 penalty minutes. Played 16 playoff games collecting 1 assist and 18 penalty minutes. **2007-08:** Played 35 games for the DEG Metro Stars (DEL), registering 7 points (2 goals, 5 assists) and 66 penalty minutes. Played 13 playoff games collecting 2 assists and 20 penalty minutes. Won a gold medal with Germany at the Division 1 U-20 World Junior Championship, playing 5 games and collecting 2 points (1 goal, 1 assist). **2006-07:** Played 6 games for Germany at the World Junior Championship, registering 8 penalty minutes. **2004-05 to 2005-06:** Played 37 games over two seasons for EC Bad Tölz (DNL) collecting 20 points (8 goals, 12 assists) and 72 penalty minutes.

AMATEUR AND PRO RECORD		REGULAR SEASON													PLAYOFFS				
SEASON	CLUB	LEAGUE	GP	G	A	PTS	+	-	PIM	PP	SH	GW	S	5%	GP	G	A	PTS	PIM
2004-05	EC BAD TOLZ	DNL	34	7	11	18	--	66	--	--	--	--	--	--	5	0	2	2	2
	GERMANY	WJC-U18	6	2	1	3	--	4	--	--	--	--	--	--	--	--	--	--	--
2005-06	EC BAD TOLZ	DNL	3	1	1	2	--	6	--	--	--	--	--	--	--	--	--	--	--
	BAD TOLZ	GER-2	36	2	3	5	--	80	--	--	--	--	--	--	--	--	--	--	--
	GERMANY	WJC-U18	6	1	2	3	--	18	--	--	--	--	--	--	--	--	--	--	--
2006-07	REGENSBURG	GER-2	42	2	6	8	--	68	--	--	--	--	--	--	4	0	0	0	2
	GERMANY	WJC	6	0	0	0	--	8	--	--	--	--	--	--	--	--	--	--	--
2007-08	DEG METRO STARS	DEL	35	2	5	7	--	66	--	--	--	--	--	--	13	0	2	2	20
	GERMANY	WJC-D1	5	1	1	2	--	0	--	--	--	--	--	--	--	--	--	--	--
2008-09	DEG METRO STARS	DEL	38	4	5	9	--	89	--	--	--	--	--	--	16	0	1	1	18
2009-10	DEG METRO STARS	DEL	52	6	16	22	--	96	--	--	--	--	--	--	3	0	0	0	4
	GERMANY	OLY	4	0	0	0	--	2	--	--	--	--	--	--	--	--	--	--	--
	GERMANY	WC	8	0	0	0	--	22	--	--	--	--	--	--	--	--	--	--	--
2010-11	TORONTO	NHL	2	0	0	0	-1	2	0	0	0	1	0.0	--	--	--	--	--	--
	TORONTO	AHL	73	3	10	13	--	88	--	--	--	--	--	--	--	--	--	--	--
	GERMANY	WC	7	0	1	1	--	10	--	--	--	--	--	--	--	--	--	--	--
	<b>NHL TOTALS</b>		<b>2</b>	<b>0</b>	<b>0</b>	<b>0</b>	<b>-1</b>	<b>2</b>	<b>0</b>	<b>0</b>	<b>0</b>	<b>1</b>	<b>0.0</b>						

43

NAZEM KADRI



**BORN:** London, Ontario, CAN  
**DATE:** October 6, 1990  
**HEIGHT:** 6'  
**WEIGHT:** 188 lbs.  
**SHOOTS:** Left  
**POSITION:** Centre

❖ **BECAME A LEAF:** Toronto's first choice, seventh overall, in the 2009 Entry Draft.

**TRANSACTIONS:** None.

❖ **2010-11 SEASON:** Played 29 games for the Maple Leafs collecting 12 points (3 goals, 9 assists) with 8 penalty minutes. Played 44 games for the Toronto Marlies (AHL) collecting 41 points (17 goals, 24 assists) with 62 penalty minutes. Ranked 2nd on the Marlies in goals, 3rd (tie) in assists and 3rd in points. In Marlies debut collected 1st career AHL point (assist) Oct. 9 vs. Rochester. Scored 1st AHL goal Oct. 16 at Hamilton. Suspended for 2 AHL games Nov. 12. Recalled from the Marlies Nov. 12. Collected 1st NHL point (assist) Nov. 16 vs. Nashville. Registered 1st multi-point game with 2 assists Nov. 18 vs. New Jersey. Collected an assist in back-to-back games (Dec. 4 - 6). Assigned to the Marlies Dec. 29. Recalled from the Marlies Mar. 15. Scored 1st career NHL goal and collected an assist Mar. 19 vs. Boston (Tim Thomas). Scored a goal Mar. 26 at Detroit. Collected 2 assists and named 2nd star Mar. 29 vs. Buffalo. Scored game-deciding goal in shootout and named 3rd star Mar. 31 at Boston. Scored goal Apr. 2 at Ottawa. Healthy scratch 3 times this season, most recently Dec. 28 vs. Carolina. Scored 2 goals on 4 shootout attempts.

❖ **CAREER: 2009-10:** Played 1 game for the Maple Leafs. Played 56 games for London (OHL) collecting 93 points (35 goals, 58 assists) with 105 penalty minutes. Ranked 1st on London in assists and points. Ranked 2nd on London in goals, powerplay goals (11) and shorthanded goals (3).

Ranked 4th (tie) in OHL points. Played 12 playoff games for London collecting 27 points (9 goals, 18 assists) with 26 penalty minutes. Ranked 1st on London in playoff assists and points. Recalled on emergency conditions Feb. 8 from London (OHL). Played 1st career NHL game Feb. 8 vs. San Jose and re-assigned to London after the game. Named CHL and OHL Player of the Week for the week ending Mar. 28 after collecting 9 points (2 goals, 7 assists) and a (+3) rating in 3 games. Named to OHL Second All-Star Team. Played 6 games for Canada at IIHF World Junior Championship collecting 8 points (3 goals, 5 assists) with 14 penalty minutes. Ranked 1st on Canada in penalty minutes (tie) and shots on goal (25-tie). Won silver medal with Canada. **2008-09:** Acquired by London from Kitchener June 2. Played 56 games for London (OHL) collecting 78 points (25 goals, 53 assists) with 31 penalty minutes. Ranked 2nd on London in points. Played in 2009 CHL Top Prospects Game. Represented Western Conference at OHL All-Star Game and scored a goal Feb. 4 at Windsor. Selected to play in Canada-Russia Challenge but did not play due to injury. Played 14 playoff games for London collecting 21 points (9 goals, 12 assists) with 22 penalty minutes. Ranked 2nd (tie) on London in playoff points. **2007-08:** Played 68 games for Kitchener (OHL) collecting 65 points (15 goals, 40 assists) with 57 penalty minutes. Ranked 4th on Kitchener in points. Played 20 playoff games for Kitchener collecting 26 points (9 goals, 17 assists) with 26 penalty minutes. Won OHL Championship with Kitchener. Played 5 games at Memorial Cup collecting 4 points (1 goal, 3 assists). **2006-07:** Played 62 games for Kitchener collecting 22 points (7 goals, 15 assists) with 30 penalty minutes. Played 9 playoff games for Kitchener collecting 2 assists with 4 penalty minutes.

AMATEUR AND PRO RECORD		REGULAR SEASON													PLAYOFFS				
SEASON	CLUB	LEAGUE	GP	G	A	PTS	+	-	PIM	PP	SH	GW	S	5%	GP	G	A	PTS	PIM
2006-07	KITCHENER	OHL	62	7	15	22	--	30	--	--	--	--	--	--	9	0	2	2	4
2007-08	KITCHENER	OHL	68	25	40	65	--	57	--	--	--	--	--	--	20	9	17	26	26
	MEMORIAL CUP	CHL	5	1	3	4	--	0	--	--	--	--	--	--	--	--	--	--	--
2008-09	LONDON	OHL	56	25	53	78	--	31	--	--	--	--	--	--	14	9	12	21	22
2009-10	TORONTO	NHL	1	0	0	0	-1	0	0	0	0	0	0.0	--	--	--	--	--	--
	LONDON	OHL	56	35	58	93	--	105	--	--	--	--	--	--	12	9	18	27	26
	CANADA	WJC	6	3	5	8	--	14	--	--	--	--	--	--	--	--	--	--	--
2010-11	TORONTO	NHL	29	3	9	12	-3	8	0	0	0	51	5.9	--	--	--	--	--	--
	TORONTO	AHL	44	17	24	41	--	62	--	--	--	--	--	--	--	--	--	--	--
	<b>NHL TOTALS</b>		<b>30</b>	<b>3</b>	<b>9</b>	<b>12</b>	<b>-4</b>	<b>8</b>	<b>0</b>	<b>0</b>	<b>0</b>	<b>51</b>	<b>5.9</b>						



29

MATT LASHOFF



**BORN:** East Greenbush, New York, USA  
**DATE:** September 29, 1986  
**HEIGHT:** 6' 2"  
**WEIGHT:** 204 lbs.  
**SHOOTS:** Left  
**POSITION:** Defence

❖ **BECAME A LEAF:** Acquired from Tampa Bay for Stefano Gillati and Alex Berry, August 27, 2010.

**TRANSACTIONS:** Originally Boston's first choice, 22nd overall, in the 2005 Entry Draft. Traded to Tampa Bay by Boston with Martins Karsums for Mark Recchi and Tampa Bay's second round pick (later obtained by Florida - Alexander Petrovic) in the 2010 Entry Draft, March 4, 2009.

❖ **2010-11 SEASON:** Played 11 games for the Maple Leafs collecting 1 assist with 6 penalty minutes. Played 69 games for the Toronto Marlies (AHL) collecting 28 points (7 goals, 21 assists) with 137 penalty minutes and a (+4) rating. Ranked 1st on the Marlies in penalty minutes and 2nd among defencemen in points. Recalled from the Marlies Mar. 15. Made Maple Leafs debut Mar. 16 at Carolina. Healthy scratch Mar. 26 at Detroit. Collected 1st Maple Leafs point (assist) Apr. 6 at New Jersey.

❖ **CAREER:** **2009-10:** Played 5 games for Tampa Bay collecting 21 penalty minutes. Played 68 games for Norfolk (AHL) collecting 24 points (8 goals, 16 assists) with 105 penalty minutes. Ranked 2nd on Norfolk in penalty minutes. **2008-09:** Played 16 games for Boston collecting 1 assist with 10 penalty minutes. Played 33 games for Providence (AHL) collecting 21 points (5 goals, 16 assists) with 36 penalty minutes. Acquired by Tampa Bay from Boston Mar. 4, 2009. Played 12

games for Tampa Bay collecting 7 assists with 10 penalty minutes. Played 2 games for Norfolk (AHL) registering 2 penalty minutes. **2007-08:** Played 18 games for Boston collecting 5 points (1 goal, 4 assists). Scored 1st NHL goal Dec. 31 vs. Atlanta (Kari Lehtonen). Played 60 games for Providence collecting 36 points (9 goals, 27 assists) with 79 penalty minutes. Played 9 playoff games collecting 4 assists with 6 penalty minutes. **2006-07:** Played 12 games for Boston collecting 2 assists with 12 penalty minutes. Made NHL debut Oct. 26 vs. Montreal. Collected 1st NHL point (assist) Nov. 2 vs. Buffalo. Played 64 games for Providence collecting 36 points (11 goals, 25 assists) with 60 penalty minutes. Ranked 1st among Providence defencemen in goals, assists and points. Named to AHL All-Rookie Team. **2005-06:** Played 56 games for Kitchener (OHL) collecting 47 points (7 goals, 40 assists) with 146 penalty minutes. Ranked 1st among Kitchener defencemen in assists and points. Played 5 playoff games for Kitchener collecting 2 points (1 goal, 1 assist) with 12 penalty minutes. Played 7 games for Providence collecting 2 points (1 goal, 1 assist) with 6 penalty minutes. Played 6 playoff games for Providence collecting 6 penalty minutes. **2004-05:** Played 44 games for Kitchener collecting 22 points (4 goals, 18 assists) with 44 penalty minutes. Played 13 playoff games for Kitchener collecting 3 assists with 18 penalty minutes. **2003-04:** Played 62 games for Kitchener collecting 24 points (5 goals, 19 assists) with 94 penalty minutes. Played 5 playoff games collecting 1 assist. Named to OHL Second All-Rookie Team.

AMATEUR AND PRO RECORD

REGULAR SEASON

PLAYOFFS

SEASON	CLUB	LEAGUE	GP	G	A	PTS	+/+	PIM	PP	SH	GW	S	5%	GP	G	A	PTS	PIM
2002-03	USNDP	NAHL	46	2	5	7	--	53	--	--	--	--	--	--	--	--	--	--
2003-04	KITCHENER	OHL	62	5	19	24	--	94	--	--	--	--	--	5	0	1	1	0
2004-05	KITCHENER	OHL	44	4	18	22	--	44	--	--	--	--	--	13	0	3	3	18
2005-06	KITCHENER	OHL	56	7	40	47	--	146	--	--	--	--	--	5	1	1	2	12
	PROVIDENCE	AHL	7	1	1	2	--	6	--	--	--	--	--	6	0	0	0	6
2006-07	BOSTON	NHL	12	0	2	2	-6	12	0	0	0	8	0.0	--	--	--	--	--
	PROVIDENCE	AHL	64	11	25	36	--	60	--	--	--	--	--	--	--	--	--	--
2007-08	BOSTON	NHL	18	1	4	5	-2	0	1	0	0	11	9.1	--	--	--	--	--
	PROVIDENCE	AHL	60	9	27	36	--	79	--	--	--	--	--	9	0	4	4	6
2008-09	BOSTON	NHL	16	0	1	1	1	10	0	0	0	6	0.0	--	--	--	--	--
	TAMPA BAY	NHL	12	0	7	7	-7	10	0	0	0	19	0.0	--	--	--	--	--
	PROVIDENCE	AHL	33	5	16	21	--	36	--	--	--	--	--	--	--	--	--	--
	NORFOLK	AHL	2	0	0	0	--	2	--	--	--	--	--	--	--	--	--	--
2009-10	TAMPA BAY	NHL	5	0	0	0	-2	21	0	0	0	2	0.0	--	--	--	--	--
	NORFOLK	AHL	68	8	16	24	--	105	--	--	--	--	--	--	--	--	--	--
2010-11	TORONTO	NHL	11	0	1	1	1	6	0	0	0	8	0.0	--	--	--	--	--
	TORONTO	AHL	69	7	21	28	--	137	--	--	--	--	--	--	--	--	--	--
	<b>NHL TOTALS</b>		<b>74</b>	<b>1</b>	<b>15</b>	<b>16</b>	<b>-15</b>	<b>59</b>	<b>1</b>	<b>0</b>	<b>0</b>	<b>54</b>	<b>1.9</b>					
	<b>LEAF TOTALS</b>		<b>11</b>	<b>0</b>	<b>1</b>	<b>1</b>	<b>1</b>	<b>6</b>	<b>0</b>	<b>0</b>	<b>0</b>	<b>8</b>	<b>0.0</b>					

54

JURAJ MIKUS



**BORN:** Trencin, Slovakia  
**DATE:** November 30, 1988  
**HEIGHT:** 6' 4"  
**WEIGHT:** 210 lbs.  
**SHOOTS:** Left  
**POSITION:** Defence

❖ **BECAME A LEAF:** Toronto's fourth choice, 134th overall, in the 2007 Entry Draft.

**TRANSACTIONS:** None.

❖ **2010-11 SEASON:** Played 56 games for the Toronto Marlies (AHL) collecting 16 points (4 goals, 12 assists) with 14 penalty minutes. Collected 1st point (assist) of the season Oct. 16 at Hamilton. Collected assists in back-to-back games (Oct. 24 - Oct. 29). Scored 1st GWG of the season Dec. 21 at Peoria. Registered 1st multi-point game of the season (1 goal, 1 assist) and named 1st star Dec. 18 vs. Rochester.

❖ **CAREER:** **2009-10:** Played 68 games for the Toronto Marlies (AHL) collecting 23 points (5 goals, 18 assists) with 38 penalty minutes. Made AHL debut Oct. 4 vs. Hamilton. Scored 1st AHL goal and point Oct. 10 vs. Grand Rapids. Recorded 1st AHL assist Oct. 11 vs. Rockford. Scored the shootout winner in the 10th round Dec. 11 vs. Chicago. **2008-09:** Played 51 games for Dukla Trencin (SLK) collecting 3 points (2 goals, 1 assist) and 18 penalty minutes. **2007-08:** Played 35 games for Dukla Trencin (SLK) collecting 8 points (1 goal, 7 assists) and 34 penalty minutes. Played 14 playoff games and collected 1 assist and 2 penalty minutes. Played 6 games for Slovakia at the World Junior Championship, collecting 3 points (1 goal, 2 assists). **2006-07:** Played 22 games for Dukla Trencin (SLK) registering 2 penalty minutes. Played 7 playoff games.

AMATEUR AND PRO RECORD

REGULAR SEASON

PLAYOFFS

SEASON	CLUB	LEAGUE	GP	G	A	PTS	+/+	PIM	PP	SH	GW	S	5%	GP	G	A	PTS	PIM
2005-06	DUKLA TRENCIN	SLK-U20	17	1	4	5	--	2	--	--	--	--	--	--	--	--	--	--
	SLOVAKIA	WJC-U18	6	0	2	2	--	6	--	--	--	--	--	--	--	--	--	--
2006-07	DUKLA TRENCIN	SLK	22	0	0	0	--	2	--	--	--	--	--	7	0	0	0	0
	DUKLA TRENCIN	SLK-U20	42	9	15	24	--	72	--	--	--	--	--	7	2	1	3	10
2007-08	DUKLA TRENCIN	SLK	35	1	7	8	--	34	--	--	--	--	--	14	0	1	1	2
	SLOVAKIA	WJC	6	1	2	3	--	0	--	--	--	--	--	--	--	--	--	--
2008-09	DUKLA TRENCIN	SLK	51	2	1	3	--	18	--	--	--	--	--	--	--	--	--	--
2009-10	TORONTO	AHL	68	5	18	23	--	38	--	--	--	--	--	--	--	--	--	--
2010-11	TORONTO	AHL	56	4	12	16	--	14	--	--	--	--	--	--	--	--	--	--

56

DALE MITCHELL



**BORN:** Etobicoke, Ontario, CAN  
**DATE:** April 9, 1989  
**HEIGHT:** 5' 9"  
**WEIGHT:** 200 lbs.  
**SHOOTS:** Right  
**POSITION:** Right Wing

★ **BECAME A LEAF:** Toronto's first choice, 74th overall, 2007 Entry Draft.

**TRANSACTIONS:** None.

★ **2010-11 SEASON:** Played 49 for the Toronto Marlies (AHL) collecting 13 points (5 goals, 8 assists) with 29 penalty minutes. Played 5 games for Reading (ECHL) collecting 4 points (2 goals, 2 assists) with 14 penalty minutes. Played 2 playoff games for Reading.

★ **CAREER:** **2009-10:** Played 9 games for the Marlies collecting 3 points (2 goals, 1 assist) with 2 penalty minutes. Scored 1st career AHL goal Oct. 20 at Abbotsford. Played 32 games for the Windsor Spitfires (OHL) collecting 43 points (16 goals, 27 assists) with 44 penalty minutes. Played 19 playoff games for Windsor collecting 17 points (7 goals, 10 assists) with 16 penalty minutes. Ranked 6th in playoff points on Windsor and 4th in goals. Played 4 Memorial Cup games collecting 6 points (3 goals, 3 assists) with 2 penalty minutes. Won the Memorial Cup with Windsor. **2008-09:** Played 66 games for Windsor collecting 68 points (33 goals, 35 assists) with 87 penalty minutes. Ranked 2nd in goals, 4th in points and

6th in assists. Played 20 playoff games collecting 29 points (14 goals, 15 assists) and 24 penalty minutes. Ranked 2nd in goals and 3rd in points during the postseason. Played 6 Memorial Cup games collecting 6 points (5 goals, 1 assist) with 2 penalty minutes. Won the Memorial Cup with Windsor. **2007-08:** Played 2 playoff games for the Marlies, collecting 1 assist and 2 penalty minutes. Collected 1 assist in AHL debut May 6 at Syracuse. Played 63 games for the Oshawa Generals (OHL) collecting 60 points (24 goals, 36 assists) with 79 penalty minutes. Ranked 5th on Oshawa in goals, and 6th in assists and points. Played 15 playoff games for Oshawa collecting 16 points (10 goals, 6 assists) with 23 penalty minutes. Ranked 1st in goals and tied for the team lead in points during the playoffs. **2006-07:** Played 67 games for Oshawa collecting 80 points (43 goals, 37 assists) with 81 penalty minutes. Ranked 3rd in goals, 4th in points and 6th in assists. Played 9 playoff games for Oshawa collecting 5 points (1 goal, 4 assists) with 12 penalty minutes. **2005-06:** Played 65 games for Oshawa collecting 43 points (20 goals, 23 assists) with 63 penalty minutes. Ranked 4th in goals and points, and 6th in assists.

AMATEUR AND PRO RECORD			REGULAR SEASON												PLAYOFFS							
SEASON	CLUB	LEAGUE	GP	G	A	PTS	+/-	PIM	PP	SH	GW	S	5%	GP	G	A	PTS	PIM				
2005-06	OSHAWA	OHL	65	20	23	43	--	63	--	--	--	--	--	--	--	--	--	--				
2006-07	OSHAWA	OHL	67	43	37	80	--	81	--	--	--	--	--	9	1	4	5	12				
2007-08	TORONTO	AHL	--	--	--	--	--	--	--	--	--	--	--	2	0	1	1	2				
2008-09	OSHAWA	OHL	63	24	36	60	--	79	--	--	--	--	--	15	10	6	16	23				
	WINDSOR	OHL	66	33	35	68	--	87	--	--	--	--	--	20	14	15	29	24				
2009-10	MEMORIAL CUP		6	5	1	6	--	2	--	--	--	--	--	--	--	--	--	--				
	TORONTO	AHL	9	2	1	3	--	2	--	--	--	--	--	--	--	--	--	--				
	WINDSOR	OHL	32	16	27	43	--	44	--	--	--	--	--	19	7	10	17	16				
	MEMORIAL CUP		4	3	3	6	--	2	--	--	--	--	--	--	--	--	--	--				
2010-11	TORONTO	AHL	49	5	8	13	--	29	--	--	--	--	--	--	--	--	--	--				
	READING	ECHL	5	2	2	4	--	14	--	--	--	--	--	2	0	0	0	0				

45

MARCEL MUELLER



**BORN:** Berlin, Germany  
**DATE:** July 10, 1988  
**HEIGHT:** 6' 3"  
**WEIGHT:** 232 lbs.  
**SHOOTS:** Left  
**POSITION:** Left Wing

★ **BECAME A LEAF:** Signed as a free agent by Toronto July 14, 2010.

**TRANSACTIONS:** None.

★ **2010-11 SEASON:** Played 3 games for the Maple Leafs collecting 2 penalty minutes. Played 57 games for the Toronto Marlies (AHL) collecting 32 points (14 goals, 18 assists) with 44 penalty minutes and a (+3) rating. Ranked 3rd (tie) on the Marlies in powerplay goals (4). Made Marlies debut Oct. 9 vs. Rochester. Collected 1st career AHL point (assist) Nov. 7 at Oklahoma City. Scored 1st career AHL goal Nov. 24 vs. Grand Rapids. Registered a 6-game point streak (Dec. 26 - Jan. 7) for the Marlies with 6 assists. Recalled by the Maple Leafs Jan. 14. Made NHL debut Jan. 15 vs. Calgary. Assigned to the Marlies Jan. 21. Missed 16 games for the Marlies due to injury (Feb. 27 - Apr. 3). Collected 5 points (3 goals, 2 assists) for the Marlies Apr. 10 vs. Abbotsford. Registered 2 hat-tricks for Marlies (Dec. 11, Apr. 10). Selected to play for Germany at 2011 IIHF World Championship in Slovakia. Played 7 games for Germany collecting 5 points (1 goal, 4 assists) with 6 penalty minutes. Ranked 1st on Germany in assists and points.

★ **CAREER:** **2009-10:** Played 53 games for the Cologne Sharks (DEL) collecting 56 points (24 goals, 32 assists) and 122 penalty minutes. Ranked 1st on the Sharks in assists and penalty minutes; 2nd in goals and points. Played 3 playoff games collecting 4 assists and 2 penalty minutes. Played 4 games for Germany at the 2010 Olympic Winter Games collecting 2 assists and 12 penalty minutes. Played 9 games for Germany at the World Hockey Championship collecting 2 points (1 goal, 1 assist). **2008-09:** Played 41 games for Cologne collecting 25 points (11 goals, 14 assists) and 60 penalty minutes. **2007-08:** Played 44 games for Cologne collecting 13 points (6 goals, 7 assists) and 61 penalty minutes. Played 14 playoff games registering 2 points (1 goal, 1 assist) and 6 penalty minutes. Won a gold medal with Germany at the Division 1 U-20 World Junior Championship, playing 4 games and collecting 3 points (1 goal, 2 assists) with a tournament-high 35 penalty minutes. **2006-07:** Played 36 games for the Berlin Polar Bears (DEL) collecting 8 points (1 goal, 7 assists) and 53 penalty minutes. Played 3 playoff games registering 14 penalty minutes. **2005-06:** Played 24 games for the Berlin Polar Bears (DEL) collecting 2 points (1 goal, 1 assist) and 20 penalty minutes. **2003-04 to 2004-05:** Played 52 games over two seasons with Manheim (DNL-U18) collecting 42 points (24 goals, 18 points) and 126 penalty minutes.

AMATEUR AND PRO RECORD			REGULAR SEASON												PLAYOFFS						
SEASON	CLUB	LEAGUE	GP	G	A	PTS	+/-	PIM	PP	SH	GW	S	%	GP	G	A	PTS	PIM			
2003-04	MANNHEIM	DNL	27	3	5	8	--	51	--	--	--	--	--	4	1	2	3	4			
2004-05	MANNHEIM	DNL	25	21	13	34	--	75	--	--	--	--	--	--	--	--	--	--			
2005-06	GERMANY	WHC-U17	5	2	0	2	--	4	--	--	--	--	--	--	--	--	--	--			
	BERLIN	DEL	24	1	1	2	--	20	--	--	--	--	--	--	--	--	--	--			
	BERLIN	GER-3	23	5	6	11	--	89	--	--	--	--	--	--	--	--	--	--			
	BERLIN	DNL	8	9	4	13	--	50	--	--	--	--	--	1	0	0	0	0			
2006-07	GERMANY	WJC-U18	6	0	4	4	--	4	--	--	--	--	--	--	--	--	--	--			
	BERLIN	DEL	36	1	7	8	--	53	--	--	--	--	--	3	0	0	0	14			
	BERLIN	GER-3	9	1	3	4	--	--	--	--	--	--	--	--	--	--	--	--			
	GERMANY	WJC	6	1	0	1	--	4	--	--	--	--	--	--	--	--	--	--			
2007-08	COLOGNE	DEL	44	6	7	13	--	61	--	--	--	--	--	14	1	1	2	6			
	GERMANY	WJC-D1	4	1	2	3	--	35	--	--	--	--	--	--	--	--	--	--			
2008-09	COLOGNE	DEL	41	11	14	25	--	60	--	--	--	--	--	--	--	--	--	--			
2009-10	COLOGNE	DEL	53	24	32	56	--	122	--	--	--	--	--	3	0	4	4	2			
	GERMANY	OLY	4	0	2	2	--	12	--	--	--	--	--	--	--	--	--	--			
2010-11	GERMANY	WC	9	1	1	2	--	0	--	--	--	--	--	--	--	--	--	--			
	TORONTO	NHL	3	0	0	0	0	2	0	0	0	5	0.0	--	--	--	--	--			
	TORONTO	AHL	57	14	18	32	--	44	--	--	--	--	--	--	--	--	--	--			
	GERMANY	WC	7	1	4	5	--	6	--	--	--	--	--	--	--	--	--	--			
	NHL TOTALS		3	0	0	0	0	2	0	0	0	5	0.0	--	--	--	--	--			



40

JUSSI RYNNAS



**BORN:** Pori, Finland  
**DATE:** May 22, 1987  
**HEIGHT:** 6' 5"  
**WEIGHT:** 212 lbs.  
**CATCHES:** Left  
**POSITION:** Goaltender

★ **BECAME A LEAF:** Signed as a free agent by Toronto April 23, 2010.

★ **CAREER:** **2009-10:** Played 31 games with Assat (FIN) leading the league with a .929 save percentage. Registered a record of 14-13-1, a 2.48 goals against average and 2 shutouts.

**TRANSACTIONS:** None.

★ **2010-11 SEASON:** Played 30 games for the Toronto Marlies (AHL) compiling a record of 10-15-3 with a 2.71 goals against average, a .911 save percentage and 2 shutouts. Ranked 2nd on the Marlies in minutes (1,660), wins and total saves (772). Named the Reebok/AHL Player of the Week for period ending Nov. 14. Compiled a record of 3-0-0 with a 1.00 goals against average and 0.971 save percentage. Made AHL debut on Oct. 11 vs. Abbotsford. Registered 1st career AHL win and shutout (33 saves) Nov. 9 at Connecticut.

AMATEUR AND PRO RECORD			REGULAR SEASON										PLAYOFFS							
SEASON	CLUB	LEAGUE	GP	MIN	W	L	OT	GA	SO	AVG.			GP	MIN	W	L	GA	SO	AVG.	
2008-09	SPORT	FIN-2	1	--	--	--	--	--	--	6.00			--	--	--	--	--	--	--	
	KIEKKO-VANTAA	FIN-2	7	--	--	--	--	--	--	3.99			--	--	--	--	--	--	--	
	FPS	FIN-2	4	--	--	--	--	--	--	2.50			--	--	--	--	--	--	--	
2009-10	ASSAT	FIN	31	1717	14	13	1	71	2	2.48			--	--	--	--	--	--	--	
2010-11	TORONTO	AHL	30	1660	10	15	3	75	2	2.71			--	--	--	--	--	--	--	

52

GREG SCOTT



**BORN:** Victoria, British Columbia, CAN  
**DATE:** June, 3, 1988  
**HEIGHT:** 6'  
**WEIGHT:** 193 lbs.  
**SHOOTS:** Right  
**POSITION:** Right Wing

★ **BECAME A LEAF:** Signed as a free agent by Toronto July 3, 2008.

**TRANSACTIONS:** None.

★ **2010-11 SEASON:** Played 55 games for the Toronto Marlies (AHL) collecting 31 points (10 goals, 21 assists) with 30 penalty minutes. Ranked 1st on Marlies in plus/minus (+11). Registered 7 multi-point games. Collected 1st point of season (assist) Oct. 11 vs. Abbotsford. Scored 1st goal of season Nov. 6 at Texas. Collected a season-high 3 points (1 goal, 2 assists) Nov. 20 vs. Hamilton. Missed 24 games due to injury and returned to the Marlies lineup Jan. 26 at Lake Erie. Scored a season-high 2 goals Mar. 5 at Hamilton.


★ **CAREER:** **2009-10:** Played 71 games for the Marlies collecting 32 points (10 goals, 22 assists) with 28 penalty minutes. Played 5 games for Reading (ECHL) collecting 2 points (1 goal, 1 assist) with 2 penalty minutes. Played 13 playoff games for Reading collecting 10 points (1 goal, 9 assists). Ranked 6th on Reading in playoff points. Played 1st AHL game Oct. 4 vs. Hamilton.

Registered a season-high 15 penalty minutes Oct. 21 at Abbotsford. Collected 1st AHL point (assist) Oct. 30 vs. Adirondack. Scored 1st AHL goal Dec. 5 vs. Hamilton. **2008-09:** Played 65 games for Seattle (WHL) collecting 76 points (32 goals, 44 assists) with 39 penalty minutes. Ranked 1st on Seattle in goals, assists and points. Ranked 1st on Seattle in shorthanded goals (5) and 1st (tie) in powerplay goals (9). Played 5 playoff games for Seattle collecting 6 assists with 2 penalty minutes. **2007-08:** Played 72 games for Seattle collecting 75 points (38 goals, 37 assists) with 56 penalty minutes. Ranked 2nd on Seattle in goals and points. Ranked 1st on Seattle in plus/minus (+40) and powerplay goals (10). Played 12 playoff games for Seattle collecting 9 points (5 goals, 4 assists) with 9 penalty minutes. **2006-07:** Played 72 games for Seattle collecting 32 points (18 goals, 14 assists) with 62 penalty minutes. Played 11 playoff games for Seattle collecting 2 assists with 2 penalty minutes. **2005-06:** Played 69 games for Seattle collecting 22 points (8 goals, 14 assists) with 37 penalty minutes. Played 7 playoff games for Seattle collecting 4 points (1 goal, 3 assists) with 4 penalty minutes.

AMATEUR AND PRO RECORD			REGULAR SEASON															PLAYOFFS				
SEASON	CLUB	LEAGUE	GP	G	A	PTS	+/-	PIM	PP	SH	GW	S	5%					GP	G	A	PTS	PIM
2004-05	VICTORIA	BCHL	7	1	1	2	--	0	--	--	--	--	--					--	--	--	--	--
2005-06	SEATTLE	WHL	69	8	14	22	--	37	--	--	--	--	--					7	1	3	4	4
2006-07	SEATTLE	WHL	72	18	14	32	--	62	--	--	--	--	--					11	0	2	2	2
2007-08	SEATTLE	WHL	72	38	37	75	--	56	--	--	--	--	--					12	5	4	9	9
2008-09	SEATTLE	WHL	65	32	44	76	--	39	--	--	--	--	--					5	0	6	6	2
2009-10	TORONTO	AHL	71	10	22	32	--	28	--	--	--	--	--					--	--	--	--	--
	READING	ECHL	5	1	1	2	--	2	--	--	--	--	--					13	1	9	10	0
2010-11	TORONTO	AHL	55	10	21	31	--	30	--	--	--	--	--					--	--	--	--	--

30

BEN SCRIVENS



**BORN:** Spruce Grove, Alberta, CAN  
**DATE:** September 11, 1986  
**HEIGHT:** 6' 2"  
**WEIGHT:** 192 lbs.  
**CATCHES:** Left  
**POSITION:** Goaltender

❖ **BECAME A LEAF:** Signed as a free agent by Toronto April 28, 2010.

**TRANSACTIONS:** None.

❖ **2010-11 SEASON:** Played 33 games for the Toronto Marlies (AHL) compiling a record of 13-12-5 with a 2.33 goals against average, a .924 save percentage and 2 shutouts. Led the Marlies in wins, minutes played (1,930), goals against average, save percentage and saves (goaltenders that played more than 300 minutes). Ranked 3rd in save percentage and 4th in goals against average among all rookie goaltenders in the AHL. Made 15 straight starts from March 4 vs. W-B/Scranton to April 3 vs. Manitoba, compiling a 5-8-2 record with a 2.10 goals against average and .929 save percentage. Made AHL debut on Nov. 20 vs. Hamilton, making 33 saves for 1st career win. Recorded 1st career AHL shutout on Jan. 8 at Milwaukee, making 24 saves in a 1-0 shutout loss. Recalled by Maple Leafs Feb. 19. Dressed for Maple Leafs but did not play Feb. 19 vs. Ottawa, Feb. 22 vs. NY Islanders and Feb. 24 at Montreal. Reassigned to the Marlies on Feb. 28. Played 13 games for Reading (ECHL) compiling a record of 10-3-0 with a 2.23 goals against average and .938 save percentage. Led Reading in goals against average and save percentage, and ranked 2nd in wins. Played 3 playoff games for Reading compiling a record of 0-1 with a 5.04 goals against average and 0.873 save percentage.

AMATEUR AND PRO RECORD			REGULAR SEASON										PLAYOFFS					
SEASON	CLUB	LEAGUE	GP	MINS	W	L	OT	GA	SO	AVG.	GP	MINS	W	L	OT	GA	SO	AVG.
2006-07	CORNELL	ECAC	12	574	3	6	2	22	1	2.30	-	-	-	-	-	-	-	-
2007-08	CORNELL	ECAC	35	1965	19	12	3	66	4	2.02	-	-	-	-	-	-	-	-
2008-09	CORNELL	ECAC	36	2152	22	10	4	65	7	1.81	-	-	-	-	-	-	-	-
2009-10	CORNELL	ECAC	34	2018	21	9	4	63	7	1.87	-	-	-	-	-	-	-	-
2010-11	TORONTO	AHL	33	1929	13	12	5	75	2	2.33	-	-	-	-	-	-	-	-
	READING	ECHL	13	779	10	3	0	29	0	2.23	3	107	0	1	9	0	5.04	

57

KELSEY WILSON



**BORN:** Sault Ste. Marie, Ontario, CAN  
**DATE:** January 22, 1986  
**HEIGHT:** 6' 1"  
**WEIGHT:** 210 lbs.  
**SHOOTS:** Left  
**POSITION:** Left Wing

Signed as a free agent by Toronto Marlies (AHL) July 20, 2011.

**TRANSACTIONS:** None.

❖ **2010-11 SEASON:** Played 74 games for the Milwaukee Admirals (AHL) collecting 22 points (10 goals, 12 assists) with 145 penalty minutes. Ranked 2nd on the Admirals in penalty minutes. Played 9 playoff games for Milwaukee collecting 8 points (1 goal, 7 assists) with 11 penalty minutes.

❖ **CAREER:** **2009-10:** Played 52 games for Salzburg EC (Austria) collecting 40 points (18 goals, 22 assists) with 231 penalty minutes. Ranked 1st on the club in penalty minutes, and 4th in goals and points. **2008-09:** Played 80 games for Milwaukee collecting 32 points (15 goals, 17 assists) with 160 penalty minutes. Ranked 1st on Milwaukee in penalty minutes and 4th in plus/minus (+10). Played 10 playoff games collecting 3 points (1 goal, 2 assists) with 20 penalty minutes. **2007-08:** Played 66 games for Milwaukee collecting 19 points (8 goals, 11 assists) with 179 penalty minutes. Ranked 1st on Milwaukee in penalty minutes.

Played 6 playoff games for Milwaukee collecting 1 goal and 22 penalty minutes. **2006-07:** Played 74 games for Milwaukee collecting 19 points (9 goals, 10 assists) with 215 penalty minutes. Ranked 1st on the team in penalty minutes. Recorded 1st career AHL point (assist) on Oct. 13 vs. Chicago. Scored 1st career AHL goal on Nov. 18 at Peoria. Played 4 playoff games collecting 6 penalty minutes. **2005-06:** Played 67 games for Guelph (OHL) collecting 69 points (38 goals, 31 assists) with 196 penalty minutes. Ranked 1st on Guelph in penalty minutes, 2nd in goals and 3rd in points. Played 15 playoff games with Guelph collecting 18 points (12 goals, 6 assists) with 33 penalty minutes. Led Guelph in playoff goals and penalty minutes and ranked 3rd in points. **2004-05:** Played 37 games for Sarnia (OHL) collecting 3 assists and 118 penalty minutes. Played 23 games for Guelph collecting 11 points (7 goals, 4 assists) with 78 penalty minutes. Played 4 playoff games for Guelph collecting 9 penalty minutes. **2003-04:** Played 62 games for Sarnia collecting 16 points (5 goals, 11 assists) with 106 penalty minutes. Ranked 4th on Sarnia in penalty minutes. Played 5 playoff games for Sarnia collecting 4 penalty minutes.

AMATEUR AND PRO RECORD			REGULAR SEASON															PLAYOFFS				
SEASON	CLUB	LEAGUE	GP	G	A	PTS	+/-	PIM	PP	SH	GW	S	S%	GP	G	A	PTS	PIM				
2003-04	SARNIA	OHL	62	5	11	16	-	106	-	-	-	-	-	5	0	0	0	4				
2004-05	SARNIA	OHL	37	0	3	3	-	118	-	-	-	-	-	-	-	-	-	-				
	GUELPH	OHL	23	7	4	11	-	78	-	-	-	-	-	4	0	0	0	9				
2005-06	GUELPH	OHL	67	38	31	69	-	196	-	-	-	-	-	15	12	6	18	33				
2006-07	MILWAUKEE	AHL	74	9	10	19	-	215	-	-	-	-	-	4	0	0	0	6				
2007-08	MILWAUKEE	AHL	66	8	11	19	-	179	-	-	-	-	-	6	1	0	1	22				
2008-09	MILWAUKEE	AHL	80	15	17	32	-	160	-	-	-	-	-	10	1	2	3	20				
2009-10	SALZBURG EC	AUS	52	18	22	40	-	231	-	-	-	-	-	-	-	-	-	-				
2010-11	MILWAUKEE	AHL	74	10	12	22	-	145	-	-	-	-	-	9	1	7	8	11				





**BORN:** Toronto, Ontario, CAN

**DATE:** January 17, 1981

**HEIGHT:** 6'

**WEIGHT:** 200 lbs.

**SHOOTS:** Right

**POSITION:** Centre

★ **BECAME A LEAF:** Signed as a free agent by Toronto July 3, 2010.

**TRANSACTIONS:** Originally Buffalo's fourth choice, 64th overall, in the 1999 Entry Draft. Also, Carolina's second choice, 46th overall, in the 2001 Entry Draft. Traded to St. Louis by Carolina with Jesse Boulerice, Magnus Kahnberg, Carolina's first round pick (later obtained by New Jersey - Matthew Corrente) in the 2006 Entry Draft, Toronto's fourth round pick (previously acquired - Reto Berra) in the 2006 Entry Draft and Chicago's fourth round pick (previously acquired - Cade Fairchild) in the 2007 Entry Draft for Doug Weight and Erkki Rajamaki, January 30, 2006. Signed as a free agent by Phoenix, July 21, 2006. Traded to Pittsburgh by Phoenix for future considerations, October 9, 2008. Signed to a PTO (professional tryout) contract by Toronto (AHL), October 19, 2009. Signed as a free agent by Djurgarden (Sweden), November 10, 2009.

★ **2010-11 SEASON:** Played 8 games for the Maple Leafs collecting 1 assist with 4 penalty minutes. Played 64 games with the Toronto Marlies (AHL) collecting 47 points (14 goals, 33 assists) with 66 penalty minutes. Ranked 1st on Marlies in assists and points. Ranked 1st (tie) on Marlies in multi-point games (11). Made Maple Leafs debut Oct. 7 vs. Montreal. Collected 1st Maple Leafs point Oct. 13 at Pittsburgh. Assigned to Marlies Oct. 31. Made Marlies season debut and collected an assist Nov. 3 at San Antonio.

★ **CAREER:** **2009-10:** Signed professional tryout contract with Toronto Marlies (AHL) Oct. 19. Played 7 games for the Marlies collecting 13 assists. Collected at least 1 assist in each of 1st 6 games with Marlies. Signed a contract with Djurgarden of Swedish Elite League Nov. 10. Played 27 games for Djurgarden collecting 11 points (4 goals, 7 assists) with 12 penalty minutes. Played 5 playoff games for Djurgarden collecting 8 penalty minutes. **2008-09:** Won Stanley Cup championship with Pittsburgh Penguins. Acquired by Pittsburgh from Phoenix for future considerations. Played 22 games for Pittsburgh collecting 6 points (2 goals, 4 assists) with 27 penalty minutes. Missed 58 regular season games and 24 playoff games due to shoulder surgery. **2007-08:** Split season between Phoenix and San Antonio (AHL). Played 33 games for Phoenix collecting 3 points (2 goals, 1 assist) with 6 penalty minutes. Played 27 games

for San Antonio collecting 25 points (10 goals, 15 assists) with 14 penalty minutes. Played 7 playoff games for San Antonio and ranked 1st (tie) on team in assists (5). **2006-07:** Signed as a free agent by Phoenix July 21. Played 75 games for Phoenix collecting 23 points (14 goals, 9 assists) with 46 penalty minutes. Ranked 4th (tie) on Phoenix in goals. **2005-06:** Played 21 games for Carolina collecting 1 goal and 4 penalty minutes. Played 11 games for Lowell collecting 13 points (6 goals, 7 assists) with 19 penalty minutes. Acquired by St. Louis from Carolina Jan 30. Played 2 games for St. Louis. Played 28 games for Peoria (AHL) collecting 28 points (10 goals, 18 assists) with 16 penalty minutes. Played 4 playoff games for Peoria and ranked 1st on the team in assists (4) and points (6). **2004-05:** Played 76 games for Lowell (AHL) collecting 60 points (29 goals, 31 assists) with 71 penalty minutes. Played 11 playoff games for Lowell and ranked 1st on team in scoring with 11 points (4 goals, 7 assists). **2003-04:** Played 17 games for Carolina collecting 3 assists with 2 penalty minutes. Played 61 games for Lowell collecting 52 points (17 goals, 35 assists) with 56 penalty minutes. Ranked 1st on Lowell in assists and points. **2002-03:** Played 19 games for Carolina collecting 3 points (2 goals, 1 assist). Scored 1st career NHL goal in 1st career NHL game Feb. 26 at Phoenix (Sean Burke). Collected 1st NHL assist and scored a goal Apr. 2 at Pittsburgh. Played 38 games for Lowell collecting 31 points (13 goals, 18 assists) with 19 penalty minutes. **2001-02:** In 1st professional season played 79 games for Lowell collecting 48 points (18 goals, 30 assists) with 24 penalty minutes. Played 5 playoff games for Lowell collecting 2 points (1 goal, 1 assist) with 2 penalty minutes. **2000-01:** Played 52 games for Kingston (OHL) and ranked 1st on team in goals (40) and points (77). Played 7 games for Canada at IIHF World Junior Championship collecting 4 points (2 goals, 2 assists). Won bronze medal with Canada. **1999-00:** Played 59 games for Kingston and ranked 1st on team in goals (40) and points (94). Played 5 playoff games collecting 4 assists. Won William Hanley Trophy as OHL's Most Gentlemanly player. **1998-99:** Played 67 games for Kingston and ranked 1st on team in assists (56) and 2nd in points (85). Played 5 playoff games for Kingston collecting 8 points (1 goal, 7 assists). **1997-98:** Played 62 games for Kingston collecting 74 points (23 goals, 51 assists) with 30 penalty minutes. Played 12 playoff games for Kingston collecting 7 points (1 goal, 6 assists) with 2 penalty minutes.

#### AMATEUR AND PRO RECORD

#### REGULAR SEASON

#### PLAYOFFS

SEASON	CLUB	LEAGUE	GP	G	A	PTS	+/-	PIM	PP	SH	GW	S	S%	GP	G	A	PTS	PIM
1997-98	KINGSTON	OHL	62	23	51	74	--	30	--	--	--	--	--	12	1	6	7	2
1998-99	KINGSTON	OHL	67	29	56	85	--	36	--	--	--	--	--	5	1	7	8	2
1999-00	KINGSTON	OHL	59	40	54	94	--	49	--	--	--	--	--	5	0	4	4	0
2000-01	KINGSTON	OHL	52	40	37	77	--	44	--	--	--	--	--	--	--	--	--	--
	CANADA	WJC	7	2	2	4	--	0	--	--	--	--	--	--	--	--	--	--
2001-02	LOWELL	AHL	79	18	30	48	--	24	--	--	--	--	--	5	1	1	2	2
2002-03	CAROLINA	NHL	19	2	1	3	-4	0	1	1	0	19	10.5	--	--	--	--	--
	LOWELL	AHL	38	13	18	31	--	19	--	--	--	--	--	--	--	--	--	--
2003-04	CAROLINA	NHL	17	0	3	3	-1	2	0	0	0	13	0.0	--	--	--	--	--
	LOWELL	AHL	61	17	35	52	--	56	--	--	--	--	--	11	4	7	11	8
2004-05	LOWELL	AHL	76	29	31	60	--	71	--	--	--	--	--	--	--	--	--	--
2005-06	CAROLINA	NHL	21	1	0	1	1	4	0	0	0	16	6.3	--	--	--	--	--
	ST. LOUIS	NHL	2	0	0	0	0	0	0	0	0	1	0.0	--	--	--	--	--
	LOWELL	AHL	11	6	7	13	--	19	--	--	--	--	--	--	--	--	--	--
	PEORIA	AHL	28	10	18	28	--	16	--	--	--	--	--	4	2	4	6	6
2006-07	PHOENIX	NHL	75	14	9	23	9	46	2	1	0	142	9.9	--	--	--	--	--
2007-08	PHOENIX	NHL	33	2	1	3	-7	6	0	0	0	35	7.1	--	--	--	--	--
	SAN ANTONIO	AHL	27	10	15	25	--	14	--	--	--	--	--	7	0	5	5	10
2008-09	PITTSBURGH	NHL	22	2	4	6	-2	27	0	0	0	23	8.7	--	--	--	--	--
2009-10	TORONTO	AHL	7	0	13	13	--	0	--	--	--	--	--	--	--	--	--	--
	DJURGARDEN	SWE	27	4	7	11	--	12	--	--	--	--	--	5	0	0	0	8
2010-11	TORONTO	NHL	8	0	1	1	0	4	0	0	0	7	0.0	--	--	--	--	--
	TORONTO	AHL	64	14	33	47	--	66	--	--	--	--	--	--	--	--	--	--
	<b>NHL TOTALS</b>		<b>197</b>	<b>21</b>	<b>19</b>	<b>40</b>	<b>-21</b>	<b>89</b>	<b>3</b>	<b>2</b>	<b>0</b>	<b>256</b>	<b>8.2</b>	--	--	--	--	--
	<b>LEAFS TOTALS</b>		<b>8</b>	<b>0</b>	<b>1</b>	<b>1</b>	<b>0</b>	<b>4</b>	<b>0</b>	<b>0</b>	<b>0</b>	<b>7</b>	<b>0.0</b>	--	--	--	--	--

 **Scotiabank**®  
now the  
**Official Bank**  
of the

**TORONTO  
MAPLE  
LEAFS**

**CANADA'S  
HOCKEY BANK**

 **Scotiabank**®

You're richer than you think.®




©\* Registered trademarks of The Bank of Nova Scotia.  
© "Toronto Maple Leafs", "Leafs" and associated word marks and logos are trademarks of Maple Leaf Sports & Entertainment Ltd. and are used under licence.  
©† NHLPA, NHLPA, National Hockey League Players' Association and the NHLPA logo are trademarks of the NHLPA and are used under license.



**TYLER BIGGS** – Right Wing. Shoots Right. 6'2", 205 lbs.  
BORN: Binghamton, New York, April 30, 1993.  
Toronto's first choice, 22nd overall, in 2011 Entry Draft.

SEASON	CLUB	LEAGUE	REGULAR SEASON					PLAYOFFS				
			GP	G	A	PTS	PIM	GP	G	A	PTS	PIM
2009-10	USNTDP	USHL	24	6	5	11	54	--	--	--	--	--
		U-17	20	10	4	14	31	--	--	--	--	--
		U-18	13	1	1	2	6	--	--	--	--	--
2010-11	USNTDP	USHL	20	7	4	11	41	--	--	--	--	--
		U-18	35	12	8	20	120	--	--	--	--	--




**ANDREW CRESCENZI** – Centre. Shoots Left. 6'5", 208 lbs.  
BORN: Thornhill, Ontario, July 29, 1992.  
Signed as a free agent by Toronto September 24, 2010.

SEASON	CLUB	LEAGUE	REGULAR SEASON					PLAYOFFS				
			GP	G	A	PTS	PIM	GP	G	A	PTS	PIM
2009-10	KITCHENER	OHL	68	8	4	12	42	20	1	2	3	11
2010-11	TORONTO	AHL	2	0	1	1	0	--	--	--	--	--
	KITCHENER	OHL	55	12	11	23	74	7	1	1	2	6



**JAMIE DEVANE** – Centre. Shoots Left. 6'5", 220 lbs.  
BORN: Mississauga, Ontario, February 20, 1991.  
Toronto's fourth choice, 68th overall, in 2009 Entry Draft.


SEASON	CLUB	LEAGUE	REGULAR SEASON					PLAYOFFS				
			GP	G	A	PTS	PIM	GP	G	A	PTS	PIM
2008-09	PLYMOUTH	OHL	64	5	12	17	92	11	0	0	0	17
2009-10	TORONTO	AHL	2	0	0	0	4	--	--	--	--	--
	PLYMOUTH	OHL	51	6	8	14	84	9	0	1	1	12
2010-11	PLYMOUTH	OHL	63	18	20	38	131	10	2	3	5	19



**JOSH LEIVO** – Left Wing. Shoots Right. 6'2", 180 lbs.  
BORN: Innisfil, Ontario, May 26, 1993.  
Toronto's third choice, 86th overall, in 2011 Entry Draft.


SEASON	CLUB	LEAGUE	REGULAR SEASON					PLAYOFFS				
			GP	G	A	PTS	PIM	GP	G	A	PTS	PIM
2010-11	SUDBURY	OHL	64	13	17	30	37	8	6	7	13	4

## PLAYERS IN THE SYSTEM




**ANDREW MacWILLIAM** – Defence. Shoots Left. 6'2", 220 lbs.  
BORN: Calgary, Alberta, March 25, 1990.  
Toronto's eighth choice, 188th overall, in 2008 Entry Draft.

SEASON	CLUB	LEAGUE	REGULAR SEASON					PLAYOFFS				
			GP	G	A	PTS	PIM	GP	G	A	PTS	PIM
2007-08	CAMROSE	AJHL	54	0	13	13	130	18	0	5	5	49
2008-09	CAMROSE	AJHL	57	8	21	29	220	11	0	4	4	39
2009-10	U of NORTH DAKOTA	WCHA	43	0	3	3	87	--	--	--	--	--
2010-11	U of NORTH DAKOTA	WCHA	37	0	8	8	49	--	--	--	--	--



**GREG McKEGG** – Centre. Shoots Left. 6'0", 195 lbs.  
BORN: St. Thomas, Ontario, June 17, 1992.  
Toronto's second choice, 62nd overall, in 2010 Entry Draft.


SEASON	CLUB	LEAGUE	REGULAR SEASON					PLAYOFFS				
			GP	G	A	PTS	PIM	GP	G	A	PTS	PIM
2008-09	ERIE	OHL	64	8	10	18	22	5	2	1	3	4
2009-10	ERIE	OHL	67	37	48	85	32	4	2	1	3	0
2010-11	TORONTO	AHL	2	1	0	1	0	--	--	--	--	--
	ERIE	OHL	66	49	43	92	35	7	4	1	5	12



**SONDRE OLDEN** – Right Wing. Shoots Left. 6'4", 176 lbs.  
BORN: Oslo, Norway, August 29, 1992  
Toronto's third choice, 79th overall, in 2010 Entry Draft.


SEASON	CLUB	LEAGUE	REGULAR SEASON					PLAYOFFS				
			GP	G	A	PTS	PIM	GP	G	A	PTS	PIM
2007-08	MANGERLUND	NOR U-19	19	20	18	38	12	--	--	--	--	--
2008-09	MANGERLUND	NOR-2	24	9	17	26	4	5	2	2	4	2
	MANGERLUND	NOR U-19	19	32	35	67	18	--	--	--	--	--
2009-10	NORWAY	WJC-D1	5	0	0	0	0	--	--	--	--	--
	NORWAY	WJC U-18	6	2	1	3	2	--	--	--	--	--
	MODO	SWE JR.	32	7	20	27	22	--	--	--	--	--
	MODO	SWE U-18	16	10	3	13	12	5	1	0	1	6
	NORWAY	WJC-D1	5	3	1	4	0	--	--	--	--	--
2010-11	NORWAY	WJC U-18-D1	5	7	15	22	4	--	--	--	--	--
	MODO	SWE	3	0	0	0	0	--	--	--	--	--
	MODO	SWE JR.	33	7	15	22	18	6	2	4	6	2
	NORWAY	NOR	6	0	0	0	0	--	--	--	--	--





**MARK OWUYA** – Goaltender. Catches Left. 6'2", 198 lbs.  
BORN: Stockholm, Sweden, July 18, 1989.  
Signed as a free agent by Toronto April 28, 2011.


SEASON	REGULAR SEASON		PLAYOFFS													
	CLUB		LEAGUE	GP	MIN	W	L	T	GA	SO	AVG	GP	MIN	W	L	
2006-07	DJURGARDEN JR.	SWE JR.	12	722	--	--	--	22	3	1.83	--	--	--	--	--	
2007-08	SWEDEN	WJC-U18	6	317	--	--	--	10	0	1.89	1	26	----	4	0	9.15
	DJURGARDEN	SWE	1	25	--	--	--	2	0	4.75	--	--	--	--	--	--
	DJURGARDEN JR.	SWE JR.	21	1218	--	--	--	58	1	2.86	3	----	--	--	--	2.01
2008-09	MALARH/BRE	SWE-3	7	430	--	--	--	17	0	2.37	--	--	--	--	--	--
	ALMTUNA	SWE-2	40	2415	--	--	--	91	4	2.26	6	361	----	12	1	1.99
	DJURGARDEN JR.	SWE JR.	--	--	--	--	--	--	--	--	5	342	----	12	1	2.11
2009-10	SWEDEN	WJC	1	--	--	--	--	--	--	--	--	--	--	--	--	--
	OREBRO	SWE-2	24	1341	--	--	--	85	0	3.80	--	--	--	--	--	--
	MORA	SWE-2	5	300	--	--	--	17	0	3.39	1	37	----	--	1	0.64
2010-11	DJURGARDEN	SWE	32	1848	--	--	--	67	2	2.18	7	433	----	12	2	1.66
	DJURGARDEN	ET	4	--	--	--	--	--	--	--	--	--	--	--	--	--
	BORAS	SWE-2	2	121	--	--	--	4	0	1.98	--	--	--	--	--	--



**STUART PERCY** – Defence. Shoots Left. 6'1", 186 lbs.  
BORN: Oakville, Ontario, May 18, 1993.  
Toronto's second choice, 25th overall in 2011 Entry Draft.


SEASON	CLUB	LEAGUE	REGULAR SEASON					PLAYOFFS				
			GP	G	A	PTS	PIM	GP	G	A	PTS	PIM
2009-10	MISSISSAUGA	OHL	52	3	15	18	40	16	0	1	1	12
2010-11	MISSISSAUGA	OHL	64	4	30	34	50	20	2	10	12	14
	MEMORIAL CUP		5	0	4	4	4	--	--	--	--	--

\*MEMORIAL CUP ALL-STAR TEAM (2011)



**BRAD ROSS** – Left Wing. Shoots Left. 6'1", 183 lbs.  
BORN: Lethbridge, Alberta, May 28, 1992.  
Toronto's first choice, 43rd overall in 2010 Entry Draft.

SEASON	CLUB	LEAGUE	REGULAR SEASON					PLAYOFFS				
			GP	G	A	PTS	PIM	GP	G	A	PTS	PIM
2007-08	PORTLAND	WHL	3	0	0	0	0	--	--	--	--	--
2008-09	PORTLAND	WHL	61	9	17	26	119	--	--	--	--	--
2009-10	PORTLAND	WHL	71	27	41	68	203	13	2	7	9	36
2010-11	PORTLAND	WHL	67	31	38	69	171	16	4	2	6	33



**KENNY RYAN** – Right Wing. Shoots Right. 6'0", 210 lbs.  
BORN: Franklin Village, Michigan, July 10, 1991.  
Toronto's second choice, 50th overall, in 2009 Entry Draft.

SEASON	CLUB	LEAGUE	REGULAR SEASON					PLAYOFFS				
			GP	G	A	PTS	PIM	GP	G	A	PTS	PIM
2007-08	USNTDP	NAHL	36	10	8	18	53	--	--	--	--	--
	USNTDP	U-17	13	0	5	5	12	--	--	--	--	--
2008-09	USNTDP	NAHL	16	4	9	13	12	--	--	--	--	--
	USNTDP	U-18	46	23	13	36	38	--	--	--	--	--
2009-10	WINDSOR	OHL	52	14	21	35	33	19	3	2	5	14
	MEMORIAL CUP		4	2	2	4	0	--	--	--	--	--
2010-11	WINDSOR	OHL	63	21	37	58	42	18	4	8	12	25



## OFFICIAL STORE OF THE TORONTO MAPLE LEAFS



## THE LARGEST SELECTION OF LEAFS MERCHANDISE IN THE WORLD.

VISIT REAL SPORTS APPAREL TODAY TO ENSURE YOU'RE READY FOR GAME DAY.

MAPLE LEAF SQUARE | 15 YORK ST. | OUTSIDE AIR CANADA CENTRE  
REALSPORTS.CA | 416.815.5746 | [f](#) [t](#)

## 2011-12 PLAYER PERSONNEL

## FORWARDS

PLAYER	HGT.	WGT.	SHOOTS	BIRTHPLACE	BORN	2010-11 CLUB	GP	G	A	PTS	PIM	GP	G	A	PTS	PIM
Armstrong, Colby	6'2	195	R	Lloydminster, SK	11/23/82	Toronto (NHL)	50	8	15	23	38	-	-	-	-	-
Boyce, Darryl	6'0	200	L	Summerside, PEI	07/07/84	Toronto (NHL)	46	5	8	13	33	-	-	-	-	-
						Toronto (AHL)	35	6	10	16	48	-	-	-	-	-
Biggs, Tyler	6'2	205	R	Binghamton, NY	04/30/93	USNTDP (USHL)	20	7	4	11	41	-	-	-	-	-
						USNTDP (U-18)	35	12	8	20	120	-	-	-	-	-
Bozak, Tyler	6'1	195	R	Regina, SK	03/19/86	Toronto (NHL)	82	15	17	32	14	-	-	-	-	-
Brenner, Tyler	6'2	200	R	Linwood, ON	04/05/88	Toronto (AHL)	8	2	4	6	2	-	-	-	-	-
						R.I.T. (AHA)	37	26	15	41	39	-	-	-	-	-
Brodin, Daniel	6'1	172	R	Tyreso, SWE	02/09/90	Djurgarden (SWE)	51	4	9	13	61	7	2	0	2	6
Broll, David	6'2	225	L	Mississauga, ON	01/04/93	Erie (OHL)	41	8	14	22	51	-	-	-	-	-
						S.S. Marie (OHL)	24	5	7	12	34	-	-	-	-	-
Brown, Mike	5'11	205	R	Chicago, IL	06/24/85	Toronto (NHL)	50	3	5	8	69	-	-	-	-	-
						USA (WC)	7	0	0	0	0	-	-	-	-	-
Cameranesi, Tony	5'9	178	R	Maple Grove, MN	08/12/93	Northwest (UMHSEL)	21	16	17	33	18	3	2	4	6	2
						Wayzata (HIGH-MN)	25	15	39	54	26	3	2	7	9	4
Caputi, Luca	6'3	200	L	Toronto, ON	10/01/88	Toronto (NHL)	7	0	0	0	4	-	-	-	-	-
						Toronto (AHL)	13	1	4	5	30	-	-	-	-	-
Carrick, Sam	6'0	188	R	Stouffville, ON	02/04/92	Brampton (OHL)	59	16	23	39	74	4	0	1	1	4
Colborne, Joe	6'5	213	L	Calgary, AB	01/30/90	Toronto (NHL)	1	0	1	1	0	-	-	-	-	-
						Toronto (AHL)	20	8	8	16	8	-	-	-	-	-
						Providence (AHL)	55	12	14	26	35	-	-	-	-	-
Connolly, Tim	6'1	190	R	Syracuse, NY	05/07/81	Buffalo (NHL)	68	13	29	42	20	6	0	2	2	2
Crabb, Joey	6'1	190	R	Anchorage, AK	04/03/83	Toronto (NHL)	48	3	12	15	24	-	-	-	-	-
						Toronto (AHL)	34	11	7	18	31	-	-	-	-	-
Crescenzi, Andrew	6'5	208	L	Thornhill, ON	07/29/92	Toronto (AHL)	2	0	1	1	0	-	-	-	-	-
						Kitchener (OHL)	55	12	11	23	74	7	1	1	2	6
D'Amigo, Jerry	5'11	213	L	Binghamton, NY	02/19/91	Toronto (AHL)	43	5	10	15	23	-	-	-	-	-
						Kitchener (OHL)	21	12	16	28	12	7	6	3	9	0
						USA (WJC)	6	1	1	2	2	-	-	-	-	-
Devane, Jamie	6'5	220	L	Mississauga, ON	02/20/91	Plymouth (OHL)	63	18	20	38	131	10	2	3	5	19
Dupuis, Philippe	6'0	196	R	Laval, PQ	04/24/85	Colorado (NHL)	74	6	11	17	40	-	-	-	-	-
Frattini, Matt	6'0	200	R	Edmonton, AB	01/03/88	Toronto (NHL)	1	0	0	0	0	-	-	-	-	-
						U of N. Dak. (WCHA)	44	36	24	60	42	-	-	-	-	-
Grabovski, Mikhail	5'11	183	L	Potsdam, DEU	01/31/84	Toronto (NHL)	81	29	29	58	60	-	-	-	-	-
						Belarus (WC)	6	2	2	4	2	-	-	-	-	-
Greenop, Richard	6'4	246	R	Bowmanville, ON	02/24/89	Toronto (AHL)	11	0	3	3	28	-	-	-	-	-
						Reading (ECHL)	19	1	2	3	24	-	-	-	-	-
Hamilton, Ryan	6'2	230	L	Oshawa, ON	04/15/85	Toronto (AHL)	45	16	13	29	21	-	-	-	-	-
Kadri, Nazem	6'0	188	L	London, ON	10/06/90	Toronto (NHL)	29	3	9	12	8	-	-	-	-	-
						Toronto (AHL)	44	17	24	41	62	-	-	-	-	-
Kessel, Phil	6'0	202	R	Madison, WI	10/02/87	Toronto (NHL)	82	32	32	64	24	-	-	-	-	-
Kulemin, Nikolai	6'1	225	L	Magnitogorsk, RUS	07/14/86	Toronto (NHL)	82	30	27	57	26	-	-	-	-	-
						Russia (WC)	9	1	0	1	2	-	-	-	-	-
Leivo, Josh	6'2	180	R	Innisfil, ON	05/26/93	Sudbury (OHL)	64	13	17	30	37	8	6	7	13	4
Lombardi, Matthew	5'11	195	L	Montreal, PQ	03/18/82	Nashville (NHL)	2	0	0	0	0	-	-	-	-	-
Lupul, Joffrey	6'1	206	R	Fort, Sask., AB	09/23/83	Anaheim (NHL)	26	5	8	13	14	-	-	-	-	-
						Toronto (NHL)	28	9	9	18	19	-	-	-	-	-
						Syracuse (AHL)	3	1	3	4	0	-	-	-	-	-
MacArthur, Clarke	6'0	191	L	Lloydminster, AB	04/06/85	Toronto (NHL)	82	21	41	62	37	-	-	-	-	-
McKegg, Greg	6'0	195	L	St. Thomas, ON	06/17/92	Toronto (AHL)	2	1	0	1	0	-	-	-	-	-
						Erie (OHL)	66	49	43	92	35	7	4	1	5	12
Mitchell, Dale	5'9	200	R	Etobicoke, ON	04/09/89	Toronto (AHL)	49	5	8	13	29	-	-	-	-	-
						Reading (ECHL)	5	2	2	4	14	2	0	0	0	0
Mueller, Marcel	6'3	232	L	Berlin, GER	07/10/88	Toronto (NHL)	3	0	0	0	2	-	-	-	-	-
						Toronto (AHL)	57	14	18	32	44	-	-	-	-	-
						Germany (WC)	7	1	4	5	6	-	-	-	-	-
Nicholls, Josh	6'2	186	R	Tsawwassen, BC	04/27/92	Saskatoon (WHL)	71	34	53	87	47	10	4	2	6	6
Olden, Sondre	6'4	176	L	Oslo, NOR	08/29/92	Modo (SWE)	3	0	0	0	0	-	-	-	-	-
						Modo (SWE-JR)	33	7	15	22	18	6	2	4	6	2
						Norway (WJC)	6	0	0	0	6	-	-	-	-	-
Orr, Colton	6'3	222	R	Winnipeg, MB	03/03/82	Toronto (NHL)	46	2	0	2	128	-	-	-	-	-
Rosehill, Jay	6'3	215	L	Olds, AB	07/16/85	Toronto (NHL)	26	1	2	3	71	-	-	-	-	-
						Toronto (AHL)	32	7	6	13	114	-	-	-	-	-
Ross, Brad	6'1	183	L	Lethbridge, AB	05/28/92	Portland (WHL)	67	31	38	69	171	16	4	2	6	33
Ryan, Kenny	6'0	210	R	Franklin Village, MI	07/10/91	Windsor (OHL)	63	21	37	58	42	18	4	8	12	25
Scott, Greg	6'0	193	R	Victoria, BC	06/03/88	Toronto (AHL)	55	10	21	31	30	-	-	-	-	-
Zigomanis, Mike	6'0	200	R	Toronto, ON	01/17/81	Toronto (NHL)	8	0	1	1	4	-	-	-	-	-
						Toronto (AHL)	64	14	33	47	66	-	-	-	-	-

## 2011-12 PLAYER PERSONNEL

## DEFENCEMEN

PLAYER	HGT.	WGT.	SHOOTS	BIRTHPLACE	BORN	2010-11 CLUB	GP	G	A	PTS	PIM	GP	G	A	PTS	PIM
Aulie, Keith	6'5	217	L	Rouleau, SK	06/11/89	Toronto (NHL)	40	2	0	2	32	-	-	-	-	-
						Toronto (AHL)	36	3	6	9	61	-	-	-	-	-
Blackler, Jesse	6'2	190	R	Toronto, ON	04/19/91	Owen Sound (OHL)	62	10	44	54	83	22	5	11	16	14
						Memorial Cup	4	0	1	1	8	-	-	-	-	-
Everson, Max	6'1	184	L	Edina, MN	02/22/93	Southwest (UMHSEL)	7	1	4	5	0	2	0	0	0	0
						Edina (HIGH-MN)	22	4	17	21	20	6	0	4	4	4
						USNTDP (USHL)	5	1	1	2	2	-	-	-	-	-
						USNTDP (U-18)	12	0	1	1	10	-	-	-	-	-
Finger, Jeff	6'1	209	R	Houghton, MI	12/18/79	Toronto (AHL)	23	0	5	5	8	-	-	-	-	-
Franson, Cody	6'5	213	R	Salmon Arm, BC	08/08/87	Nashville (AHL)	80	8	21	29	30	12	1	5	6	0
Gardiner, Jake	6'2	184	L	Deephaven, MN	07/04/90	Toronto (AHL)	10	0	3	3	4	-	-	-	-	-
						U. of Wisconsin (WCHA)	41	10	31	41	24	-	-	-	-	-
Granberg, Petter	6'3	205	R	Gallivare, SWE	08/27/92	Skelleftea (SWE)	22	0	1	1	6	11	0	1	1	2
						Pitea (SWE-3)	1	0	0	0	0	-	-	-	-	-
						Skelleftea (SWE-JR)	34	2	6	8	16	5	0	1	1	0
Gunnarsson, Carl	6'2	196	L	Orebro, SWE	11/09/86	Toronto (NHL)	68	4	16	20	14	-	-	-	-	-
						Sweden (WC)	9	0	2	2	2	-	-	-	-	-
Gysbers, Simon	6'4	200	R	Richmond Hill, ON	05/07/87	Toronto (AHL)	60	7	25	32	32	-	-	-	-	-
Holzer, Korbinian	6'3	205	R	Munich, DEU	02/16/88	Toronto (NHL)	2	0	0	0	2	-	-	-	-	-
						Toronto (AHL)	73	3	10	13	88	-	-	-	-	-
						Germany (WC)	7	0	1	1	10	-	-	-	-	-
Knodel, Eric	6'6	216	L	West Chester, PA	06/08/90	U. N. Hampshire (HE)	DID - NOT - PLAY									
Komisarek, Mike	6'4	243	R	West Islip, NY	01/19/82	Toronto (NHL)	75	1	9	10	86	-	-	-	-	-
						USA (WC)	7	1	1	2	6	-	-	-	-	-
Lashoff, Matt	6'2	204	L	East Greenbush, NY	09/29/86	Toronto (NHL)	11	0	1	1	6	-	-	-	-	-
						Toronto (AHL)	69	7	21	28	137	-	-	-	-	-
Liles, John-Michael	5'10	185	L	Indianapolis, IN	11/25/80	Colorado (NHL)	76	6	40	46	35	-	-	-	-	-
MacWilliam, Andrew	6'2	220	L	Calgary, AB	03/25/90	U. N. Dakota (WCHA)	37	0	8	8	49	-	-	-	-	-
Mikus, Juraj	6'4	210	L	Trencin, SVK	11/30/88	Toronto (AHL)	46	4	12	16	14	-	-	-	-	-
Nilsson, Tom	6'0	176	R	Tyreso, SWE	08/19/93	Mora (SWE-2)	3	0	0	0	0	-	-	-	-	-
						Mora (SWE Jr.)	37	2	6	8	26	-	-	-	-	-
						Mora (SWE - U18)	11	1	7	8	10	1	0	0	0	12
						SWE (WJC - U18)	6	0	1	1	6	-	-	-	-	-
Percy, Stuart	6'1	186	L	Oakville, ON	05/18/93	Mississauga (OHL)	64	4	30	34	50	20	2	10	12	14
						Memorial Cup	5	0	4	4	4	-	-	-	-	-
Phaneuf, Dion	6'3	214	L	Edmonton, AB	04/10/85	Toronto (NHL)	66	8	22	30	88	-	-	-	-	-
						Canada (WC)	7	0	3	3	8	-	-	-	-	-
Robertson, Dennis	6'0	195	L	Fort St. John, BC	04/24/91	Brown U. (ECAC)	30	6	11	17	48	-	-	-	-	-
Schenn, Luke	6'2	229	R	Saskatoon, SK	11/02/89	Toronto (NHL)	82	5	17	22	34	-	-	-	-	-
						Canada (WC)	7	0	1	1	0	-	-	-	-	-



## ALL-TIME DRAFT CHOICES

SELECTION	OVERALL	TEAM
<b>2011 (AT MINNESOTA, JUNE 24-25)</b>		
Tyler Biggs	22	USA U-18
Stuart Percy	25	Mississauga
Josh Leivo	86	Sudbury
Tom Nilsson	100	Mora Jr.
Tony Cameranesi	130	Wayzata H.S.
David Broll	152	Sault Ste. Marie
Dennis Robertson	173	Brown University
Garret Sparks	190	Guelph
Max Everson	203	Edina High H.S.
<b>2010 (AT LOS ANGELES, JUNE 25-26)</b>		
Brad Ross	43	Portland
Greg McKeeg	62	Erie
Sondre Olden	79	Modo Jr.
Petter Granberg	116	Skelleftea Jr.
Sam Carrick	144	Brampton
Daniel Brodin	146	Djurgarden
Josh Nicholls	182	Saskatoon
<b>2009 (AT MONTREAL, JUNE 26-27)</b>		
Nazem Kadri	7	London
Kenny Ryan	50	USA U-18
Jesse Blacker	58	Windsor
Jamie Devane	68	Plymouth
Eric Knodel	128	Philadelphia Flyers Jr.
Jerry D'Amigo	158	USA U-18
Barron Smith	188	Peterborough
<b>2008 (AT OTTAWA, JUNE 20-21)</b>		
Luke Schenn	5	Kelowna
Jimmy Hayes	60	Lincoln
Mikhail Stefanovich	98	Quebec
Greg Paterny	128	Ohio
Joel Champagne	129	Chicoutimi
Jerome Flaake	130	Cologne
Grant Rollheiser	158	Trail
Andrew MacWilliam	188	Camrose
<b>2007 (AT COLUMBUS, JUNE 22-23)</b>		
Dale Mitchell	74	Oshawa
Matt Frattin	99	Fort Saskatchewan
Ben Winnett	104	Salmon Arm
Juraj Mikus	134	Trencin
Christopher DiDomenico	164	Saint John
Carl Gunnarsson	189	Linköping
<b>2006 (AT VANCOUVER, JUNE 24)</b>		
Jiri Tlustý	13	Kladno
Nikolai Kulemin	44	Magnitogorsk
James Reimer	99	Red Deer
Korbinian Holzer	111	Bad Tolz
Viktor Stalberg	161	Frolunda
Tyler Rueggesser	166	Shattuck-St. Mary's
Leo Komarov	180	Assat
<b>2005 (AT OTTAWA, JULY 30)</b>		
Tuukka Rask	21	Ilves Jr.
Phil Oreskovic	82	Brampton
Alex Berry	153	Junior Bruins
Johan Dahlberg	173	Modo Jr.
Anton Stralman	216	Skovde
Chad Rau	228	Des Moines
<b>2004 (AT CAROLINA, JUNE 26-27)</b>		
Justin Pogge	90	Prince George
Roman Kukumberg	113	Dukla Trencin
Dimitri Vorobiev	157	Lada Togliatti
Robert Earl	187	Wisconsin
Maxim Semenov	220	Lada Togliatti
Jan Steber	252	Halifax
Pierce Norton	285	Thayer Academy H.S.

SELECTION	OVERALL	TEAM
<b>2003 (AT NASHVILLE, JUNE 21-22)</b>		
John Doherty	57	Phillips Andover H.S.
Martin Sagat	91	Trencin Jr.
Konstantin Volkov	125	Dynamo Jr.
John Mitchell	158	Plymouth
Jeremy Williams	220	Swift Current
Shaun Landolt	237	Calgary
<b>2002 (AT TORONTO, JUNE 22-23)</b>		
Alexander Steen	24	Frolunda
Matt Stajan	57	Belleville
Todd Ford	74	Swift Current
Dominic D'Amour	88	Hull
David Turon	122	Femax Havirov
Ian White	191	Swift Current
Scott May	222	Ohio State
Jarkko Immonen	254	Assat Pori
Staffan Kronwall	285	Djurgarden Jr.
<b>2001 (AT FLORIDA, JUNE 23-24)</b>		
Carlo Colaiacovo	17	Erie
Karel Pilar	39	Litvinov
Brendan Bell	65	Ottawa
Jay Harrison	82	Brampton
Nicolas Corbeil	88	Sherbrooke
Kyle Wellwood	134	Belleville
Max Kondratiev	168	Togliatti Jr.
Jaroslav Sklenar	183	Brno Jr.
Ivan Kolozvary	198	Trencin Jr.
Jan Chovan	213	Belleville
Tomas Mojzis	246	Moose Jaw
Mike Knoepfli	276	Georgetown
<b>2000 (AT CALGARY, JUNE 24-25)</b>		
Brad Boyes	24	Erie
Kris Vernarsky	51	Plymouth
Mikael Tellqvist	70	Djurgarden
Jean-Francois Racine	90	Drummondville
Miguel Delisle	100	Ottawa
Vadim Sozinov	179	Novokuznetsk "2"
Markus Seikola	209	TPS Jr.
Lubos Velebny	223	Zvolen Jr.
Alexander Shinkar	254	Cherepovets
Jean-Philippe Cote	265	Cape Breton
<b>1999 (AT BOSTON, JUNE 26)</b>		
Luca Cereda	24	Ambri
Peter Reynolds	60	London
Mirko Murovic	108	Moncton
Jonathan Zion	110	Ottawa
Vaclav Zavoral	151	Litvinov
Jan Sochor	161	Slavia Praha
Vladimir Kulikov	211	CSKA Jr.
Pierre Hedin	239	Modo Ornskoldsvik
Peter Metcalf	267	University of Maine
<b>1998 (AT BUFFALO, JUNE 27)</b>		
Nik Antropov	10	Torpedo
Petr Svoboda	35	Dukla Jihlava
Jamie Hodson	69	Brandon
Alexei Ponikarovskiy	87	Dynamo "2"
Morgan Warren	126	Moncton
Allan Rourke	154	Kitchener
Jonathan Gagnon	181	Cape Breton
Dwight Wolfe	215	Halifax
Michal Travnicek	228	Litvinov Jr.
Sergei Rostov	236	CSKA "2"

SELECTION	OVERALL	TEAM
<b>1997 (AT PITTSBURGH, JUNE 21)</b>		
Jeff Farkas	57	Boston College
Adam Mair	84	Owen Sound
Frantisek Mrazek	111	Ceske-Budejovice
Eric Gooldy	138	Detroit
Hugo Marchand	165	Victoriaville
Shawn Thornton	190	Peterborough
Russ Bartlett	194	Phillips-Exeter
Jonathan Hedstrom	221	Skelleftea
<b>1996 (AT ST. LOUIS, JUNE 22)</b>		
Marek Posmyk	36	Dukla Jihlava
Francis Larivee	50	Laval
Mike Lankshear	66	Guelph
Konstantin Kalmikov	68	Detroit
Jason Sessa	86	Lake Superior
Vladimir Antipov	103	Yaroslavl
Peter Cava	110	Sault Ste. Marie
Brandon Sugden	111	London
Dmitri Yakushin	140	Pembroke
Chris Bogas	148	Michigan State
Lucio DeMartinis	151	Shawinigan
Reggie Berg	178	U. of Minnesota
Tomas Kaberle	204	HC Kladno
Jared Hope	230	Spokane
<b>1995 (AT EDMONTON, JULY 8)</b>		
Jeff Ware	15	Oshawa
Ryan Pepperal	54	Kitchener
Doug Bonner	139	Seattle
Yannick Tremblay	145	Beauport
Marek Melenovsky	171	Dukla Jihlava
Mark Murphy	197	Stratford Jr. B
Danny Markov	223	Spartak
<b>1994 (AT HARTFORD, JUNE 28-29)</b>		
Eric Fichaud	16	Chicoutimi
Sean Haggerty	48	Detroit
Fredrik Modin	64	Sundsvall
Mark Deyell	126	Saskatoon
Kam White	152	Newmarket
Tommi Rajamaki	178	Assat Jr.
Rob Butler	204	Niagara Jr. A
Sergei Berezin	256	Khimik
Doug Nolan	282	Catholic Memorial
<b>1993 (AT QUEBEC, JUNE 26)</b>		
Kenny Jonsson	12	Rogle
Landon Wilson	19	Dubuque Jr. A
Zdenek Nedved	123	Sudbury
Paul Vincent	149	Cushing Academy
Jeff Andrews	175	North Bay
David Brumby	201	Tri-City
Kyle Ferguson	253	Michigan Tech. Univ.
Mikhail Lapin	279	Western Michigan
<b>1992 (AT MONTREAL, JUNE 20)</b>		
Brandon Convery	8	Sudbury
Grant Marshall	23	Ottawa
Nikolai Borschevsky	77	Spartak
Mark Raiter	95	Saskatoon
Janne Gronvall	101	Lukko
Chris Deruiter	106	Kingston Jr. A
Mikael Hakansson	125	Nacka
Patrik Augusta	149	Dukla Jihlava
Ryan Vandebussche	173	Cornwall
Wayne Clarke	197	R.P.I.
Sergei Simonov	221	Kristall Saratov
Nathan Dempsey	245	Regina

SELECTION	OVERALL	TEAM
<b>1991 (AT BUFFALO, JUNE 9)</b>		
Yanic Perreault	47	Trois-Rivieres
Terry Chitroni	69	Sudbury
Alexei Kudashov	102	Krylja Sovetov
Jeff Perry	113	Owen Sound
Alexander Kuzminsky	120	Sokol Kiev
Martin Prochazka	135	Poldi Kladno
Dmitri Mironov	160	Soviet Wings
Robb McIntyre	164	Dubuque Jr. A
Tomas Kucharcik	167	Dukla Jihlava
Guy Lehoux	179	Drummondville
Gary Miller	201	North Bay
Jonathan Kelley	223	Arlington H.S.
Chris O'Rourke	245	Alaska-Fairbanks
<b>1990 (AT VANCOUVER, JUNE 16)</b>		
Drake Berehowsky	10	Kingston
Felix Povtin	31	Chicoutimi
Darby Hendrickson	73	Richfield
Greg Walters	80	Ottawa
Alexander Godynnyuk	115	Sokol Kiev
Eric Lacroix	136	Governor Dummer
Dan Stiver	157	Univ. of Michigan
Robert Horyna	178	Dukla Jihlava
Rob Chebator	199	Arlington
Scott Malone	220	Northfield-Mt. Heron
Nick Vachon	241	Governor Dummer
<b>1989 (AT MINNESOTA, JUNE 17)</b>		
Scott Thornton	3	Belleville
Rob Pearson	12	Belleville
Steve Bancroft	21	Belleville
Matt Martin	66	Avon Old Farms
Keith Carney	96	Mount St. Charles
David Burke	108	Cornell
Michael Doers	125	Northwood Prep.
Keith Merklir	129	Portledge
Derek Langille	150	North Bay
Jeffrey St. Laurent	171	Berwick
Justin Tomberlin	192	Greenway
Mike Jackson	213	Toronto
Steve Chartrand	234	Drummondville
<b>1988 (AT MONTREAL, JUNE 11)</b>		
Scott Pearson	6	Kingston
Tie Domi	27	Peterborough
Peter Ing	48	Windsor
Ted Crowley	69	Lawrence A.C.
Leonard Esau	86	Humboldt-T11
Matt Mallgrave	132	St. Paul's
Roger Elvenas	153	Rogle
Mike Delay	174	Canterbury
David Sacco	195	Medford
Mike Gregorio	216	Cushing A.C.
Peter DeBoer	237	Windsor
<b>1987 (AT DETROIT, JUNE 13)</b>		
Luke Richardson	7	Peterborough
Daniel Marois	28	Chicoutimi
John McIntyre	49	Guelph
Joe Sacco	71	Medford
Mike Eastwood	91	Pembroke
Damian Rhodes	112	Richfield HS
Trevor Jobe	133	Moose Jaw
Chris Jensen	154	Northwood
Brian Blad	175	Belleville
Ron Bemacci	196	Hamilton
Ken Alexander	217	Hamilton
Alex Weinrich	238	Yarmouth

## ALL-TIME DRAFT CHOICES

SELECTION	OVERALL	TEAM
<b>1986 (AT MONTREAL, JUNE 21)</b>		
Vincent Damphousse	6	Laval
Darryl Shannon	36	Windsor
Sean Boland	48	Toronto
Kent Hulst	69	Windsor
Scott Taylor	90	Kitchener
Stephane Giguere	111	St. Jean Castors
Danny Hie	132	Ottawa
Steve Brennan	153	New Prep H.S.
Brian Bellefeuille	174	Canterbury H.S.
Sean Davidson	195	Toronto
Mark Holick	216	Saskatoon
Brian Hoard	237	Hamilton
<b>1985 (AT TORONTO, JUNE 15)</b>		
Wendel Clark	1	Saskatoon
Ken Spangler	22	Calgary
Dave Thomlinson	43	Brandon
Greg Vey	64	Peterborough
Jeff Serowik	85	Lawrence A.C.
Jiri Latal	106	Czechoslovakia
Tim Bean	127	North Bay
Andy Donahue	148	Belemont H.S.
Todd Whittemore	169	Kent H.S.
Bob Reynolds	190	St. Clair
Tim Armstrong	211	Toronto
Mitch Murphy	232	St. Paul H.S.
<b>1984 (AT MONTREAL, JUNE 9)</b>		
Al Iafate	4	Belleville
Todd Gill	25	Windsor
Jeff Reese	67	London
Jack Capuano	88	Kent H.S.
Fabian Joseph	109	Victoria
Joe MacInnis	130	Watertown H.S.
Derek Laxdal	151	Brandon
Dan Turner	172	Medicine Hat
David Buckley	192	T-Pauling H.S.
Mikael Wurst	213	Ohio St.
Peter Slanina	233	Czechoslovakia
<b>1983 (AT MONTREAL, JUNE 8)</b>		
Russ Courtnall	7	Victoria
Jeff Jackson	28	Brantford
Allan Bester	49	Brantford
Dan Hodgson	85	Prince Albert
Cam Plante	133	Brandon
Paul Bifano	154	Burnaby
Cliff Albrecht	175	Princeton University
Greg Rolston	191	Power H.S.
Brian Ross	196	Kitchener
Mike Tomlak	217	Cornwall
Ron Choules	238	Troi-Rivieres
<b>1982 (AT MONTREAL, JUNE 9)</b>		
Gary Nylund	3	Portland
Gary Leeman	24	Regina
Peter Ihnacak	25	Czechoslovakia
Ken Wregget	45	Lethbridge
Vladimir Ruzicka	73	Czechoslovakia
Eduard Uvira	87	Czechoslovakia
Sylvain Charland	99	Shawinigan
Ron Dreger	108	Saskatoon

SELECTION	OVERALL	TEAM
<b>1982 (AT MONTREAL, JUNE 9) continued</b>		
Craig Kales	115	Niagara Falls
Dom Campedelli	129	Cohasset
Jeff Triano	139	Toronto
Miroslav Ihnacak	171	Czechoslovakia
Leigh Verstraete	192	Calgary
Tim Loven	213	North Dakota
Jim Appelby	234	Winnipeg
<b>1981 (AT MONTREAL, JUNE 10)</b>		
Jim Benning	6	Portland
Gary Yaremchuk	24	Portland
Ernie Godden	48	Windsor
N. LeFrancis	90	Trois-Rivieres
Barry Bridley	102	Calgary
Andrew Wright	132	Peterborough
Richard Turmel	153	Shawinigan
Greg Barber	174	Victoria
Marc Magnan	195	Lethbridge
<b>1980 (AT MONTREAL, JUNE 11)</b>		
Craig Muni	25	Kingston
Bob McGill	26	Victoria
Fred Boimstruck	43	Cornwall
Stewart Gavin	74	Toronto
Hugh Larkin	95	Sault Ste. Marie
Ron Dennis	116	Princeton
Russ Adam	137	Kitchener
Fred Perlini	158	Toronto
D. McCutcheon	179	Toronto
Paul Higgins	200	Toronto H.S.
<b>*1979 (AT MONTREAL, AUGUST 9)</b>		
Laurie Boschman	9	Brandon
Norman Aubin	51	Verdun
Vincent Tremblay	72	Quebec
Frank Nigro	93	London
Bill McCreary	114	Colgate University
<b>1978 (AT MONTREAL, JUNE 15)</b>		
Joel Quenneville	21	Windsor
Mark Kirton	48	Peterborough
Bob Parent	65	Kitchener
Jordy Douglas	81	Flin Flon
Mel Hewitt	92	Calgary
Norman Lefebvre	98	Trois-Rivieres
John Scammell	115	Lethbridge
Kevin Reinhart	132	Kitchener
Mike Waghome	149	New Hampshire
Laurie Cuvellier	166	St. Francis Xavier
<b>1977 (AT MONTREAL, JUNE 14)</b>		
John Anderson	11	Toronto
Trevor Johansen	12	Toronto
Bob Gladney	24	Oshawa
Rocky Saganiuk	29	Medicine Hat
Dan Eastman	65	London
John Wilson	83	Windsor
Roy Sommer	101	Calgary
Lynn Jorgenson	119	Toronto
Kevin Howe	134	Sault Ste. Marie
Ray Robertson	149	St. Lawrence

SELECTION	OVERALL	TEAM
<b>1976 (AT MONTREAL, JUNE 1)</b>		
Randy Carlyle	30	Sudbury
Alain Belanger	48	Sherbrooke
Gary McFadyen	52	Hull
Tim Williams	66	Victoria
Greg Hotham	84	Kingston
Dan Djakalovic	102	Kingston
Chuck Skjodt	116	Windsor
<b>1975 (AT MONTREAL, JUNE 3)</b>		
Don Ashby	6	Calgary
Doug Jarvis	24	Peterborough
Bruce Boudreau	42	Toronto
Ted Long	78	Hamilton
Kevin Campbell	96	St. Lawrence Univ.
Mario Rouillard	114	Three Rivers
Ron Wilson	132	Providence College
Paul Evans	149	Peterborough
Jean Latendresse	165	Shawinigan Falls
Paul Crowley	166	Sudbury
Dan D'Alvise	179	Royal York
Jack Laine	180	Bowling Green
Ken Holland	188	Medicine Hat
Bob Barnes	189	Hamilton
Gary Burns	191	Univ. of New Hampshire
Jim Montgomery	193	Hull
Rick Martin	199	London
<b>1974 (AT MONTREAL, MAY 28)</b>		
Jack Valiquette	13	Sault Ste. Marie
Dave Williams	31	Swift Current
P. Alexandersson	49	Leksand, Sweden
Peter Driscoll	67	Kingston
Mike Palmateer	85	Toronto
Bill Hassard	103	Wexford
Kevin Devine	121	Toronto
Kevin Kemp	139	Ottawa
Dave Syvret	155	St. Catharines
Andy Stoesz	170	Selkirk
Martin Feschuk	185	Saskatoon
<b>1973 (AT MONTREAL, MAY 15)</b>		
Lanny McDonald	4	Medicine Hat
Bob Neely	10	Peterborough
Ian Turnbull	15	Ottawa
Francois Rochon	52	Sherbrooke
Gord Titcomb	68	St. Catharines
Doug Marit	84	Regina
Dan Follett	100	Downsview
Les Burgess	116	Kitchener
Dave Pay	132	Univ. of Wisconsin
Lee Palmer	144	Clarkson College
Bob Peace	147	Cornell University
Norm McLeod	159	M and W Rangers
<b>1972 (AT MONTREAL, JUNE 8)</b>		
George Ferguson	11	Toronto
Randy Osburn	27	London
Denis Deslauriers	43	Shawinigan
Brian Bowles	59	Cornwall
Michel Plante	75	Drummondville
Dave Shardlow	91	Flin Flon

SELECTION	OVERALL	TEAM
<b>1972 (AT MONTREAL, JUNE 8) continued</b>		
Monte Miron	107	Clarkson University
Peter Williams	123	University of P.E.I.
Pat Boutette	139	Univ. of Minnesota
Gary Schofield	143	Clarkson University
<b>1971 (AT MONTREAL, JUNE 10)</b>		
Rick Kehoe	22	Hamilton
Dave Fortier	23	St. Catharines
Gavin Kirk	37	Toronto
Rick Cunningham	51	Peterborough
Bob Sykes	65	Sudbury
Mike Ruest	79	Cornwall
Dale Smedsmo	93	Bernidjii State
Steve Johnson	98	Verdun
Bob Burns	107	Canadian Armed Forces
<b>1970 (AT MONTREAL, JUNE 11)</b>		
Darryl Sittler	8	London
Errol Thompson	22	Charlottetown
Gerry O'Flaherty	36	Kitchener
Bob Gryp	50	Boston University
Luc Simard	64	Trois-Rivieres
Calvin Booth	78	Weyburn
Paul Larose	91	Quebec Jr.
Ron Low	103	Dauphin
<b>1969 (AT MONTREAL, JUNE 12)</b>		
Ernie Moser	9	Estevan
Doug Brindley	20	Niagara Falls
Larry McIntyre	31	Moose Jaw
Frank Hughes	43	Edmonton
Brian Spencer	55	Swift Current
Bob Neufeld	67	Dauphin
<b>1968 (AT MONTREAL, JUNE 13)</b>		
Brad Selwood	10	Niagara Falls
<b>1967 (AT MONTREAL, JUNE 7)</b>		
Bob Kelly	16	Fort Arthur
<b>1966 (AT MONTREAL, APRIL 25)</b>		
John Wright	4	West Clair
Cam Crosby	10	Toronto
Rick Ley	16	Niagara Falls
Dale MacLeish	22	Peterborough
<b>1965 (AT MONTREAL, APRIL 27)</b>		
No Selections		
<b>1964 (AT MONTREAL, JUNE 11)</b>		
Tom Martin	5	Toronto
Dave Cotey	11	Aurora
Mike Pelyk	17	Toronto
Jim Dorey	23	Stamford
<b>1963 (AT MONTREAL, JUNE 5)</b>		
Walt McKechnie	6	London
Neil Clairmont	12	Parry Sound
Jim McKenny	17	Neil McNeil
Gerry Meehan	21	Neil McNeil

\*The NHL Amateur Draft became the NHL Entry Draft in 1979





## GAME-BY-GAME RESULTS

GM	DATE	OPPONENT	RESULT	GWG	GOALTENDERS	PPG,*SHG,*OTG LEAF GOALS	PP	PK	SHOTS	GF/GA	ATTN.	RECORD	DIVISION	CONFERENCE
1	Oct. 7	MTL	W3-2	MACARTHUR	GUJERE/Price	37,8116	0/5	3/3	24-28	3-2	19,646	1-0-0	1-0-0	1-0-0
2	Oct. 9	OTT	W5-1	KESEL	GUJERE/LeClare	41,8116,32,37	1/5	4/4	38-18	8-3	19,157	2-0-0	2-0-0	2-0-0
3	Oct. 13	@NVR	W4-3	MACARTHUR	GUSTAVSSON/Feury	28,16,22,16	1/3	2/3	14-25	12-6	18,112	3-0-0	2-0-0	3-0-0
4	Oct. 15	@PHX	W4-3 (ot)	KESEL	GUJERE/Lundqvist	16,8,81,*81	1/7	5/5	38-24	16-9	18,200	4-0-0	2-0-0	4-0-0
5	Oct. 18	NVR	L1-2 (ot)	<Tavares>	GUJERE/Rolosen	81	1/3	2/3	30-20	17-13	19,086	4-0-1	2-0-0	4-0-1
6	Oct. 21	NVR	L1-2	<Anisimov>	GUSTAVSSON/Biron	9	0/5	2/2	25-32	18-13	19,310	4-1-1	2-0-0	4-1-1
7	Oct. 23	@PHI	L2-5	<Betts>	GUJERE/Boucher	8116	0/4	5/6	14-40	20-18	19,382	4-2-1	2-0-0	4-2-1
8	Oct. 26	FLA	W3-1	ORR	GUJERE/Clemmens	42,28,81	1/2	2/3	27-22	23-19	19,239	5-2-1	2-0-0	5-2-1
9	Oct. 28	@BOS	L0-2	<Bergeron>	GUSTAVSSON/Thomas	28,32,32,84,41	0/5	2/3	20-32	23-21	17,565	5-3-1	2-1-0	5-3-1
10	Oct. 30	NVR	L0-2	<Boyle>	GUJERE/Lundqvist	-	0/3	1/1	36-24	23-23	19,063	5-4-1	2-1-0	5-4-1
11	Nov. 2	OTT	L2-3	<Karlsson>	GUJERE/Elliott	41,16	1/5	2/4	35-24	25-26	19,049	5-5-1	2-2-0	5-5-1
12	Nov. 3	@WSH	L4-5 (so)	<Ovechkin>	GUSTAVSSON/Neuvirth	41,18,32,42	0/2	2/4	28-30	29-31	18,398	5-5-2	2-2-0	5-5-2
13	Nov. 6	BUF	L2-3 (so)	<Ennis>	GUJERE/Enoth	84,41	0/2	3/3	31-34	31-34	19,329	5-5-3	2-2-1	5-5-3
14	Nov. 9	@TBL	L0-4	<Stamkos>	GUJERE/Ellis	-	0/5	1/2	28-25	31-38	16,791	5-6-3	2-2-1	5-6-3
15	Nov. 10	@FLA	L1-4	<Raimond>	GUSTAVSSON/Vokoun	84	0/5	3/5	38-28	32-42	15,248	5-7-3	2-2-1	5-7-3
16	Nov. 13	VAN	L3-5	<Raymond>	GUJERE/Luongo	11,81,84	1/5	2/4	32-32	35-47	19,534	5-8-3	2-2-1	5-8-3
17	Nov. 16	NSH	W5-4	KULEMIN	GUJERE(W)/GUSTAVSSON/Rime	2,32,32,84,41	0/5	2/3	40-27	40-51	19,239	6-8-3	2-2-1	6-8-3
18	Nov. 18	NJD	W3-1	KESEL	GUSTAVSSON/Brodeur(L)/Hedberg	84,81,32	2/3	2/2	27-30	43-52	19,271	7-8-3	2-2-1	7-8-3
19	Nov. 20	@MTL	L0-2	<Halpern>	GUSTAVSSON/Price	-	0/3	0/1	30-39	43-54	21,273	7-9-3	2-3-1	6-8-3
20	Nov. 22	DAL	W4-1	KULEMIN	GUSTAVSSON/Lehtonen	41,41,42,32	0/1	2/2	26-22	47-55	19,266	8-9-3	2-3-1	6-8-3
21	Nov. 26	@BUF	L1-3	<Vaneek>	GUSTAVSSON/Miller	*81	0/6	2/4	36-28	48-58	18,004	8-10-3	2-4-1	6-9-3
22	Nov. 27	@OTT	L0-3	<Kovalev>	GUSTAVSSON/Elliott	-	0/3	0/1	29-28	48-61	20,275	8-11-3	2-5-1	6-10-3
23	Nov. 30	TBL	L3-4 (ot)	<Gagne>	GUSTAVSSON/Ellis	32,41,41	1/4	4/5	25-39	51-65	19,063	8-11-4	2-5-1	6-10-4
24	Dec. 2	EDM	L0-5	<Eberle>	GUSTAVSSON(L)/GUJERE/Khabibulin	36,32	0/5	4/4	33-19	51-70	19,465	8-12-4	2-5-1	6-10-4
25	Dec. 4	BOS	W3-2 (so)	KESEL	GUJERE/Thomas	-	1/4	2/2	40-27	54-72	19,483	9-12-4	3-5-1	7-10-4
26	Dec. 6	@WSH	W5-4 (so)	GRABOVSKI	GUSTAVSSON/Neuvirth	16,84,37,16	1/4	2/3	38-36	59-76	18,398	10-12-4	3-5-1	8-10-4
27	Dec. 8	@PIT	L2-5	<Letestu>	GUSTAVSSON/Feury	42,84	1/6	3/3	25-26	61-81	18,158	10-13-4	3-5-1	8-11-4
28	Dec. 9	PHI	L1-4	<Pronger>	GUJERE/Boucher	84	0/4	3/4	32-28	65-85	19,365	10-14-4	3-5-1	8-12-4
29	Dec. 11	MTL	W3-1	KABERLE	GUJERE/Auld	8115,32	0/3	1/1	24-23	62-85	19,656	11-14-4	4-5-1	9-12-4
30	Dec. 14	@EDM	W4-1	GRABOVSKI	GUJERE(Khabibulin	3,84,32,81	2/5	4/4	34-24	69-87	16,839	12-14-4	4-5-1	9-12-4
31	Dec. 16	@CGY	L2-5	<Jokinen>	GUJERE(L)/GUSTAVSSON/Kiprusoff	41,84	0/1	1/3	19-33	71-92	19,289	12-15-4	4-5-1	9-12-4
32	Dec. 18	@VAN	L1-4	<Hansen>	GUSTAVSSON/Luongo	84	0/3	5/5	28-29	72-96	18,860	12-16-4	4-5-1	9-12-4
33	Dec. 20	ATL	L3-6	<Stewart>	GUSTAVSSON(L)/REIMER/Pavelec	39,84,41	3/5	0/1	40-23	75-102	19,301	12-17-4	4-5-1	9-13-4
34	Dec. 26	@NJD	W4-1	MITCHELL	GUSTAVSSON/Brodeur(L)/Hedberg	9,39,41,9	0/5	4/5	22-30	79-103	19,069	13-17-4	4-5-1	10-13-4
35	Dec. 28	CAR	L3-4	<Dwyer>	GUSTAVSSON/Ward	81,81,84	2/8	2/3	37-27	82-107	19,309	13-18-4	4-5-1	10-14-4
36	Dec. 30	CBJ	L2-3	<Umberger>	GUSTAVSSON/Mason	41,42	1/1	1/2	22-22	84-110	19,148	13-19-4	4-5-1	10-14-4
37	Jan. 1	@OTT	W5-1	BOZAK	REIMER/Elliott(L)/Brodeur	16,42,42,47,2	0/5	4/1	21-33	89-111	20,027	14-19-4	5-5-1	11-14-4
38	Jan. 3	BOS	L1-2	<Savard>	REIMER/Rask	84	0/1	1/1	37-33	90-113	19,052	14-20-4	5-6-1	11-15-4
39	Jan. 6	STL	W6-5 (so)	BOZAK	GUSTAVSSON/Halak/Conklin(OT)	9,84,32,81,81	0/2	1/1	31-44	96-118	19,283	15-20-4	5-6-1	11-15-4
40	Jan. 7	@ATL	W3-3	KULEMIN	REIMER/Pavelec(L)/Mason	32,84,9,41,84,41,16,16,81	5/7	4/4	34-44	105-121	14,592	16-20-4	5-6-1	12-15-4
41	Jan. 10	@LAK	W3-2	KULEMIN	REIMER/Quick	47,81,41	0/1	3/3	28-32	108-123	17,834	17-20-4	5-6-1	12-15-4

## GAME-BY-GAME RESULTS

GM	DATE	OPPONENT	RESULT	GWG	GOALTENDERS	PPG,*SHG,*OTG LEAF GOALS	PP	PK	SHOTS	GF/GA	ATTN.	RECORD	DIVISION	CONFERENCE
42	Jan. 11	@SJS	W4-2	GUNNARSSON	REIMER/Niemi	81,16,36,16	1/3	4/4	26-42	112-125	17,562	18-20-4	5-6-1	12-15-4
43	Jan. 13	@PHX	L1-5	<Joensuu>	REIMER/Bryzgalov	9	0/5	3/5	23-21	113-130	11,205	18-21-4	5-6-1	12-15-4
44	Jan. 15	CGY	L1-2 (so)	<Jokinen>	GUJERE/Kiprusoff	84	1/3	3/3	33-33	114-132	19,462	18-21-5	5-6-1	12-15-4
45	Jan. 19	@NVR	L0-7	<Gabriel>	GUSTAVSSON(L)/GUJERE/Lundqvist	-	0/3	2/4	22-28	114-139	18,200	18-22-5	5-6-1	12-16-4
46	Jan. 20	ANA	W5-2	BOZAK	GUJERE/Hiller	16,36,42,84,84	0/2	2/2	37-28	119-141	19,399	19-22-5	5-6-1	12-16-4
47	Jan. 22	WSH	L1-4	<Ovechkin>	GUJERE/Holby	37	0/2	2/2	36-31	120-145	19,554	19-23-5	5-6-1	12-17-4
48	Jan. 24	@CAR	L4-6	<Skinner>	GUJERE/Ward	15,37,*37,18	1/7	5/7	30-28	124-151	16,201	19-24-5	5-6-1	12-18-4
49	Jan. 25	@TBL	L0-2	<Gagne>	REIMER/Rolosen	-	0/2	4/5	26-31	124-153	14,335	19-25-5	5-6-1	12-19-4
50	Feb. 1	FLA	W4-3 (so)	ARMSTRONG	GUJERE/Clemmens	32,41,84	1/4	2/4	25-33	128-156	19,018	20-25-5	5-6-1	12-19-4
51	Feb. 3	CAR	W3-0	MACARTHUR	REIMER/Ward	16,47,32	0/3	3/3	41-27	131-156	19,220	21-25-5	5-6-1	14-19-4
52	Feb. 5	@BUF	L2-6	<Gustaf>	REIMER(L)/GUJERE/Miller	41,*22	0/3	2/4	25-43	133-162	18,264	21-26-5	5-7-1	14-20-4
53	Feb. 7	ATL	W5-4	BRENT	GUJERE/Pavelec	3,84,16,41,37	1/4	5/7	32-34	138-166	19,104	22-26-5	5-7-1	15-20-4
54	Feb. 8	@NVI	W5-3	KULEMIN	REIMER/Koskinen	9,38,15,41,11	0/4	3/4	36-34	143-169	17,249	23-26-5	5-7-1	16-20-4
55	Feb. 10	NJD	L1-2 (ot)	<Kovalchuk>	REIMER/Hedberg	41	0/5	4/4	32-39	144-171	19,260	23-26-6	5-7-1	16-20-5
56	Feb. 12	@MTL	L0-2	<Pouliot>	GUJERE/Price	-	0/5	5/6	27-39	144-174	21,273	23-27-6	5-8-1	16-21-5
57	Feb. 15	@BOS	W4-3	GRABOVSKI	REIMER/Thomas	81,84,81,84	2/3	3/4	28-35	148-177	17,565	24-27-6	5-8-1	17-21-5
58	Feb. 16	@BUF	W2-1	CRABB	GUJERE/REIMER(W)/Miller	81,*46	0/3	4/4	30-24	150-178	18,414	25-27-6	7-8-1	18-21-5
59	Feb. 19	OTT	L0-1 (so)	<Spezza>	REIMER/Anderson	-	0/6	3/3	47-22	150-179	19,460	25-27-7	7-8-2	18-21-6
60	Feb. 22	NVI	W2-1	KESEL	REIMER/Montoya	16,81	0/3	5/6	25-29	152-180	19,459	26-27-7	7-8-2	19-21-6
61	Feb. 24	@MTL	W5-4	BOZAK	REIMER/Auld/Price(L)	81,81,23,42,42	3/7	4/6	28-35	157-184	21,273	27-27-7	8-8-2	20-21-6
62	Feb. 26	PIT	L5-6 (so)	<Kovalev>	REIMER/Feury	19,9,16,19,3	2/6	1/2	31-40	162-190	19,551	27-27-8	8-8-2	20-21-7
63	Feb. 27	@ATL	L2-3 (ot)	<Hainsey>	REIMER/GUJERE(OTI)/Mason	41,81	0/4	3/4	34-43	164-193	13,147	27-27-9	8-8-2	20-21-8
64	Mar. 2	PIT	W3-2 (ot)	BOZAK	REIMER/Feury	41,81,*84	0/5	3/3	20-29	167-195	19,473	28-27-9	8-8-2	21-21-8
65	Mar. 3	@PHI	W3-2	BOYCE	REIMER/Bobrovsky	41,3,47	0/7	3/3	33-35	170-197	19,811	29-27-9	8-8-2	22-21-8
66	Mar. 5	CHI	L3-5	<Stalberg>	REIMER(L)/GUJERE/Crawford	19,46,2	0/5	4/4	33-25	173-202	19,646	29-28-9	8-8-2	22-21-8
67	Mar. 8	@NVI	L3-4 (ot)	<Comreau>	REIMER/Montoya	59,37,41	0/5	1/1	27-40	176-206	9,217	29-28-10	8-8-2	22-21-9
68	Mar. 10	PHI	L2-3	<Gioux>	REIMER/Boucher	84,19	1/3	2/3	29-33	178-209	19,475	29-29-10	8-8-2	22-22-9
69	Mar. 12	BUF	W4-3	KESEL	REIMER/Miller	16,42,84,81	0/2	0/1	29-32	182-212	19,347	30-29-10	9-8-2	23-22-9
70	Mar. 14	TBL	L2-6	<Ritola>	REIMER(L)/GUJERE/Rolosen	3,41	0/3	0/0	32-36	184-218	19,410	30-30-10	9-8-2	23-23-9
71	Mar. 16	@CAR	W3-1	PHANEUF	REIMER/Ward	3,3,42	2/3	4/5	33-37	187-219	15,220	31-30-10	9-8-2	24-23-9
72	Mar. 17	@FLA	L0-4	<Samsonov>	GUJERE/Clemmens	-	0/5	2/2	24-26	187-223	16,970	31-31-10	9-8-2	24-24-9
73	Mar. 19	BOS	W5-2	CRABB	REIMER/Thomas(L)/Rask	2,43,46,18,59	0/2	2/2	29-37	192-225	19,512	32-31-10	10-8-2	25-24-9
74	Mar. 22	@MIN	W3-0	LUPUL	REIMER/Backstrom	19,84,36	1/6	7/7	17-29	195-225	18,761	33-31-10	10-8-2	25-24-9
75	Mar. 24	@COL	W4-3	KESEL	REIMER/Elliott/Budaj(L)	41,41,42,81	1/3	1/2	27-28	199-228	14,364	34-31-10	10-8-2	25-24-9
76	Mar. 26	@DET	L2-4	<Hudler>	REIMER/Howard, MacDonald(W)	43,19	0/4	0/2	24-29	201-232	20,066	34-32-10	10-8-2	25-24-9
77	Mar. 29	BUF	W4-3	GRABOVSKI	REIMER/Miller	3,47,16,84	0/5	2/2	35-31	205-235	17,565	35-32-10	11-8-2	26-24-9
78	Mar. 31	@BOS	W4-3 (so)	KADRI	REIMER/Thomas	2,19,19	1/5	5/5	31-38	209-238	18,483	36-32-10	12-8-2	27-24-9
79	Apr. 2	@OTT	W4-2	BOZAK	REIMER/Anderson	81,43,42,41	1/2	2/3	20-25	213-240	19,243	37-32-10	13-8-2	28-24-9
80	Apr. 5	WSH	L2-3 (so)	<Knuble>	REIMER/Neuvirth	41,19	1/2	2/3	21-41	215-243	19,509	37-32-11	13-8-2	28-24-9
81	Apr. 6	@NJD	L2-4	<Tallinder>	REIMER(L)/GUJERE/Brodur	81,*42	1/1	4/5	24-34	217-247	14,707	37-33-11	13-8-2	28-25-10
82	Apr. 9	MTL	L1-4	<Gionta>	REIMER/Price	81	0/5	1/3	28-33	218-251	19,676	37-34-11	13-9-2	28-25-10





## PLAYER GAME-BY-GAME RESULTS

[illegible][illegible]

DND - Did not dress    DNP - Did not play    INJ - Injured    MAR - Toronto Marlies (AHL)    SUS - Suspension    PER - Personal    ANA - Anaheim Ducks (NHL)    PHI - Philadelphia (NHL)    BOS - Boston (NHL)

\*no longer Leafs    **Man-games lost due to injury:** This quarter: **56**

## PLAYER GAME-BY-GAME RESULTS

#	Q276 PIT	Q277 QATL	Q278 QATL	Q279 QATL	Q280 QATL	Q281 QATL	Q282 QATL	Q283 QATL	Q284 QATL	Q285 QATL	Q286 QATL	Q287 QATL	Q288 QATL	Q289 QATL	Q290 QATL	Q291 QATL	Q292 QATL	Q293 QATL	Q294 QATL	Q295 QATL	Q296 QATL	Q297 QATL	Q298 QATL	Q299 QATL	Q300 QATL	Q301 QATL	Q302 QATL	Q303 QATL	Q304 QATL	Q305 QATL	Q306 QATL	Q307 QATL	Q308 QATL	Q309 QATL	Q310 QATL	Q311 QATL	Q312 QATL	Q313 QATL	Q314 QATL	Q315 QATL	Q316 QATL	Q317 QATL	Q318 QATL	Q319 QATL	Q320 QATL	Q321 QATL	Q322 QATL	Q323 QATL	Q324 QATL	Q325 QATL	Q326 QATL	Q327 QATL	Q328 QATL	Q329 QATL	Q330 QATL	Q331 QATL	Q332 QATL	Q333 QATL	Q334 QATL	Q335 QATL	Q336 QATL	Q337 QATL	Q338 QATL	Q339 QATL	Q340 QATL	Q341 QATL	Q342 QATL	Q343 QATL	Q344 QATL	Q345 QATL	Q346 QATL	Q347 QATL	Q348 QATL	Q349 QATL	Q350 QATL	Q351 QATL	Q352 QATL	Q353 QATL	Q354 QATL	Q355 QATL	Q356 QATL	Q357 QATL	Q358 QATL	Q359 QATL	Q360 QATL	Q361 QATL	Q362 QATL	Q363 QATL	Q364 QATL	Q365 QATL	Q366 QATL	Q367 QATL	Q368 QATL	Q369 QATL	Q370 QATL	Q371 QATL	Q372 QATL	Q373 QATL	Q374 QATL	Q375 QATL	Q376 QATL	Q377 QATL	Q378 QATL	Q379 QATL	Q380 QATL	Q381 QATL	Q382 QATL	Q383 QATL	Q384 QATL	Q385 QATL	Q386 QATL	Q387 QATL	Q388 QATL	Q389 QATL	Q390 QATL	Q391 QATL	Q392 QATL	Q393 QATL	Q394 QATL	Q395 QATL	Q396 QATL	Q397 QATL	Q398 QATL	Q399 QATL	Q400 QATL	Q401 QATL	Q402 QATL	Q403 QATL	Q404 QATL	Q405 QATL	Q406 QATL	Q407 QATL	Q408 QATL	Q409 QATL	Q410 QATL	Q411 QATL	Q412 QATL	Q413 QATL	Q414 QATL	Q415 QATL	Q416 QATL	Q417 QATL	Q418 QATL	Q419 QATL	Q420 QATL	Q421 QATL	Q422 QATL	Q423 QATL	Q424 QATL	Q425 QATL	Q426 QATL	Q427 QATL	Q428 QATL	Q429 QATL	Q430 QATL	Q431 QATL	Q432 QATL	Q433 QATL	Q434 QATL	Q435 QATL	Q436 QATL	Q437 QATL	Q438 QATL	Q439 QATL	Q440 QATL	Q441 QATL	Q442 QATL	Q443 QATL	Q444 QATL	Q445 QATL	Q446 QATL	Q447 QATL	Q448 QATL	Q449 QATL	Q450 QATL	Q451 QATL	Q452 QATL	Q453 QATL	Q454 QATL	Q455 QATL	Q456 QATL	Q457 QATL	Q458 QATL	Q459 QATL	Q460 QATL	Q461 QATL	Q462 QATL	Q463 QATL	Q464 QATL	Q465 QATL	Q466 QATL	Q467 QATL	Q468 QATL	Q469 QATL	Q470 QATL	Q471 QATL	Q472 QATL	Q473 QATL	Q474 QATL	Q475 QATL	Q476 QATL	Q477 QATL	Q478 QATL	Q479 QATL	Q480 QATL	Q481 QATL	Q482 QATL	Q483 QATL	Q484 QATL	Q485 QATL	Q486 QATL	Q487 QATL	Q488 QATL	Q489 QATL	Q490 QATL	Q491 QATL	Q492 QATL	Q493 QATL	Q494 QATL	Q495 QATL	Q496 QATL	Q497 QATL	Q498 QATL	Q499 QATL	Q500 QATL	Q501 QATL	Q502 QATL	Q503 QATL	Q504 QATL	Q505 QATL	Q506 QATL	Q507 QATL	Q508 QATL	Q509 QATL	Q510 QATL	Q511 QATL	Q512 QATL	Q513 QATL	Q514 QATL	Q515 QATL	Q516 QATL	Q517 QATL	Q518 QATL	Q519 QATL	Q520 QATL	Q521 QATL	Q522 QATL	Q523 QATL	Q524 QATL	Q525 QATL	Q526 QATL	Q527 QATL	Q528 QATL	Q529 QATL	Q530 QATL	Q531 QATL	Q532 QATL	Q533 QATL	Q534 QATL	Q535 QATL	Q536 QATL	Q537 QATL	Q538 QATL	Q539 QATL	Q540 QATL	Q541 QATL	Q542 QATL	Q543 QATL	Q544 QATL	Q545 QATL	Q546 QATL	Q547 QATL	Q548 QATL	Q549 QATL	Q550 QATL	Q551 QATL	Q552 QATL	Q553 QATL	Q554 QATL	Q555 QATL	Q556 QATL	Q557 QATL	Q558 QATL	Q559 QATL	Q560 QATL	Q561 QATL	Q562 QATL	Q563 QATL	Q564 QATL	Q565 QATL	Q566 QATL	Q567 QATL
---	-------------	--------------	--------------	--------------	--------------	--------------	--------------	--------------	--------------	--------------	--------------	--------------	--------------	--------------	--------------	--------------	--------------	--------------	--------------	--------------	--------------	--------------	--------------	--------------	--------------	--------------	--------------	--------------	--------------	--------------	--------------	--------------	--------------	--------------	--------------	--------------	--------------	--------------	--------------	--------------	--------------	--------------	--------------	--------------	--------------	--------------	--------------	--------------	--------------	--------------	--------------	--------------	--------------	--------------	--------------	--------------	--------------	--------------	--------------	--------------	--------------	--------------	--------------	--------------	--------------	--------------	--------------	--------------	--------------	--------------	--------------	--------------	--------------	--------------	--------------	--------------	--------------	--------------	--------------	--------------	--------------	--------------	--------------	--------------	--------------	--------------	--------------	--------------	--------------	--------------	--------------	--------------	--------------	--------------	--------------	--------------	--------------	--------------	--------------	--------------	--------------	--------------	--------------	--------------	--------------	--------------	--------------	--------------	--------------	--------------	--------------	--------------	--------------	--------------	--------------	--------------	--------------	--------------	--------------	--------------	--------------	--------------	--------------	--------------	--------------	--------------	--------------	--------------	--------------	--------------	--------------	--------------	--------------	--------------	--------------	--------------	--------------	--------------	--------------	--------------	--------------	--------------	--------------	--------------	--------------	--------------	--------------	--------------	--------------	--------------	--------------	--------------	--------------	--------------	--------------	--------------	--------------	--------------	--------------	--------------	--------------	--------------	--------------	--------------	--------------	--------------	--------------	--------------	--------------	--------------	--------------	--------------	--------------	--------------	--------------	--------------	--------------	--------------	--------------	--------------	--------------	--------------	--------------	--------------	--------------	--------------	--------------	--------------	--------------	--------------	--------------	--------------	--------------	--------------	--------------	--------------	--------------	--------------	--------------	--------------	--------------	--------------	--------------	--------------	--------------	--------------	--------------	--------------	--------------	--------------	--------------	--------------	--------------	--------------	--------------	--------------	--------------	--------------	--------------	--------------	--------------	--------------	--------------	--------------	--------------	--------------	--------------	--------------	--------------	--------------	--------------	--------------	--------------	--------------	--------------	--------------	--------------	--------------	--------------	--------------	--------------	--------------	--------------	--------------	--------------	--------------	--------------	--------------	--------------	--------------	--------------	--------------	--------------	--------------	--------------	--------------	--------------	--------------	--------------	--------------	--------------	--------------	--------------	--------------	--------------	--------------	--------------	--------------	--------------	--------------	--------------	--------------	--------------	--------------	--------------	--------------	--------------	--------------	--------------	--------------	--------------	--------------	--------------	--------------	--------------	--------------	--------------	--------------	--------------	--------------	--------------	--------------

[illegible]

DND - Did not dress    DNP - Did not play    INJ - Injured    MAR - Toronto Marlies (AHL)    UND - University of North Dakota

**Man-games lost due to injury:** This quarter: **40**



## 2011-12 TRANSACTIONS

<b>July 1</b>	Signed <b>Colby Armstrong</b> to a three-year contract.
<b>July 2</b>	Re-signed <b>Nikolai Kulemin</b> to a two-year contract.
<b>July 3</b>	Signed <b>John Mitchell</b> to a one-year contract.
<b>July 7</b>	Signed <b>Brett Lebda</b> to a two-year contract.
<b>July 14</b>	Signed <b>Marcel Mueller</b> to a two-year entry level contract.
<b>July 15</b>	Signed <b>Mike Zigomanis</b> , <b>Joey Crabb</b> and <b>Danny Richmond</b> to one-year contracts.
<b>Aug. 11</b>	Signed <b>Jerry D'Amigo</b> to a three-year entry level contract.
<b>Aug. 27</b>	Acquired <b>Matt Lashoff</b> from Tampa Bay in exchange for Alex Berry and Stefano Giliati. Signed <b>Clarke MacArthur</b> to a one-year contract.
<b>Aug. 31</b>	Re-signed <b>Christian Hanson</b> to a one-year contract.
<b>Sept. 23</b>	The following players were assigned to the Toronto Marlies (AHL): <b>Richard Greenop</b> , <b>Justin Hodgman</b> , <b>Dale Mitchell</b> , <b>Mikhail Stefanovich</b> , <b>Josh Engel</b> , <b>Drew Paris</b> and <b>Andrew Engelage</b> . The following players were returned to their junior clubs: <b>Jamie Devane</b> (Plymouth – OHL), <b>Josh Nicholls</b> (Saskatoon – WHL), <b>Ken Ryan</b> (Windsor – OHL) and <b>Barron Smith</b> (Peterborough – OHL). <b>Mike Liambas</b> was released from his Amateur Tryout Contract (ATO).
<b>Sept. 24</b>	Signed <b>Andrew Crescenzi</b> to a three-year entry level contract.
<b>Sept. 26</b>	The following players were assigned to the Toronto Marlies (AHL): <b>Jussi Rynnäs</b> , <b>Ben Scrivens</b> , <b>Keith Aulie</b> , <b>Mike Brennan</b> (PTO), <b>Simon Gysbers</b> , <b>Korbinian Holzer</b> , <b>Juraj Mikus</b> , <b>Jerry D'Amigo</b> , <b>Brayden Irwin</b> , <b>Marcel Mueller</b> , <b>Greg Scott</b> and <b>Robert Slaney</b> . The following players were returned to their junior clubs: <b>Jesse Blacker</b> (Owen Sound – OHL), <b>Sam Carrick</b> (Brampton – OHL), <b>Andrew Crescenzi</b> (Kitchener – OHL) and <b>Brad Ross</b> (Portland – WHL). <b>Wayne Primeau</b> was released from his Pro Tryout Agreement (PTO).
<b>Oct. 4</b>	Assigned four players to the Toronto Marlies (AHL): <b>Luca Caputi</b> , <b>Christian Hanson</b> , <b>Nazem Kadri</b> and <b>Jussi Rynnäs</b> .
<b>Oct. 5</b>	Assigned <b>Jay Rosehill</b> and <b>Danny Richmond</b> to the Toronto Marlies (AHL).
<b>Oct. 7</b>	Assigned <b>Matt Lashoff</b> to the Toronto Marlies (AHL).
<b>Oct. 13</b>	Assigned <b>Jeff Finger</b> to the Toronto Marlies (AHL).
<b>Oct. 27</b>	Recalled <b>Luca Caputi</b> from the Toronto Marlies (AHL).
<b>Oct. 30</b>	Recalled <b>Christian Hanson</b> from the Toronto Marlies (AHL).
<b>Nov. 1</b>	Assigned <b>Mike Zigomanis</b> to the Toronto Marlies (AHL).
<b>Nov. 3</b>	Recalled <b>Korbinian Holzer</b> from the Toronto Marlies (AHL).
<b>Nov. 12</b>	Assigned <b>Christian Hanson</b> and <b>Korbinian Holzer</b> to the Toronto Marlies (AHL) and recalled <b>Nazem Kadri</b> and <b>Keith Aulie</b> from the Marlies.
<b>Nov. 17</b>	Recalled <b>James Reimer</b> from the Toronto Marlies (AHL).
<b>Nov. 23</b>	Assigned <b>Luca Caputi</b> to the Toronto Marlies (AHL).
<b>Nov. 24</b>	Recalled <b>Luca Caputi</b> from the Toronto Marlies (AHL).
<b>Nov. 29</b>	Assigned <b>Luca Caputi</b> to the Toronto Marlies (AHL).
<b>Nov. 30</b>	Recalled <b>Joey Crabb</b> from the Toronto Marlies (AHL).
<b>Dec. 1</b>	Assigned <b>James Reimer</b> to the Toronto Marlies (AHL).
<b>Dec. 3</b>	Assigned <b>Joey Crabb</b> to the Toronto Marlies (AHL) and recalled <b>Jay Rosehill</b> from the Marlies.
<b>Dec. 5</b>	Recalled <b>James Reimer</b> from the Toronto Marlies (AHL).
<b>Dec. 8</b>	Assigned <b>James Reimer</b> to the Toronto Marlies (AHL).
<b>Dec. 17</b>	Assigned <b>Keith Aulie</b> to the Toronto Marlies (AHL) and recalled <b>James Reimer</b> from the Marlies.
<b>Dec. 19</b>	Assigned <b>Jay Rosehill</b> to the Toronto Marlies (AHL).
<b>Dec. 28</b>	Recalled <b>Joey Crabb</b> from the Toronto Marlies (AHL).
<b>Dec. 29</b>	Assigned <b>Nazem Kadri</b> to the Toronto Marlies (AHL).
<b>Dec. 30</b>	Recalled <b>Darryl Boyce</b> from the Toronto Marlies (AHL).
<b>Jan. 14</b>	Assigned <b>James Reimer</b> to the Toronto Marlies (AHL).
<b>Jan. 15</b>	Recalled <b>Marcel Mueller</b> from the Toronto Marlies (AHL).
<b>Jan. 21</b>	Assigned <b>Marcel Mueller</b> to the Toronto Marlies (AHL).
<b>Jan. 22</b>	Recalled <b>Jay Rosehill</b> from the Toronto Marlies (AHL).
<b>Jan. 23</b>	Recalled <b>James Reimer</b> from the Toronto Marlies (AHL).
<b>Feb. 2</b>	Re-signed <b>Mike Brown</b> to a three-year contract extension.
<b>Feb. 3</b>	Loaned <b>Jerry D'Amigo</b> to the Kitchener Rangers (OHL).
<b>Feb. 4</b>	Assigned <b>Jonas Gustavsson</b> to the Toronto Marlies (AHL) for conditioning purposes.
<b>Feb. 9</b>	Acquired <b>Joffrey Lupul</b> , <b>Jake Gardiner</b> and a conditional fourth round pick in 2013 from Anaheim in exchange for Francois Beauchemin.
<b>Feb. 10</b>	Recalled <b>Keith Aulie</b> from the Toronto Marlies (AHL) and assigned <b>John Mitchell</b> to the Marlies.
<b>Feb. 12</b>	Recalled <b>Jonas Gustavsson</b> from the Toronto Marlies (AHL).
<b>Feb. 14</b>	Acquired first and third round picks in the 2011 Entry Draft from Philadelphia in exchange for Kris Versteeg. Recalled <b>Christian Hanson</b> from the Toronto Marlies (AHL).

## 2011-12 TRANSACTIONS

<b>Feb. 15</b>	Acquired <b>Aaron Voros</b> from Anaheim in exchange for a conditional seventh round pick in the 2011 Entry Draft.
<b>Feb. 18</b>	Acquired <b>Joe Colborne</b> , a first round pick in the 2011 Entry Draft and a conditional second round pick in the 2012 Entry Draft from Boston in exchange for Tomas Kaberle.
<b>Feb. 19</b>	Recalled <b>Ben Scrivens</b> from the Toronto Marlies (AHL).
<b>Feb. 22</b>	Assigned <b>Christian Hanson</b> to the Toronto Marlies (AHL).
<b>Feb. 23</b>	Assigned <b>Jonas Gustavsson</b> to the Toronto Marlies (AHL) for conditioning purposes.
<b>Feb. 28</b>	Acquired a seventh round pick in the 2012 Entry Draft from NY Rangers in exchange for John Mitchell. Recalled <b>Jonas Gustavsson</b> from the Toronto Marlies (AHL) and assigned <b>Ben Scrivens</b> and <b>Christian Hanson</b> to the Marlies (AHL).
<b>Mar. 15</b>	Recalled <b>Nazem Kadri</b> and <b>Matt Lashoff</b> from the Toronto Marlies (AHL). Signed <b>Jake Gardiner</b> to a three-year entry level contract.
<b>Mar. 21</b>	Signed <b>Tyler Brenner</b> to a two-year entry level contract.
<b>Apr. 6</b>	Signed <b>Greg McKegg</b> to a three-year entry level contract.
<b>Apr. 8</b>	Recalled <b>Joe Colborne</b> from the Toronto Marlies (AHL). Signed <b>Matt Frattin</b> to a two-year entry level contract.
<b>Apr. 10</b>	Assigned <b>Joe Colborne</b> to the Toronto Marlies (AHL).
<b>Apr. 28</b>	Signed <b>Mark Owuya</b> to a two-year entry level contract.
<b>May 26</b>	Signed <b>Kenny Ryan</b> to a three-year entry level contract.
<b>Jun. 9</b>	Re-signed <b>James Reimer</b> to a three-year contract.
<b>Jun. 14</b>	Re-signed <b>Carl Gunnarsson</b> to a two-year contract.
<b>Jun. 24</b>	Acquired <b>John-Michael Liles</b> from Colorado in exchange for Boston's second round pick in the 2012 Entry Draft. Named <b>Rick Dudley</b> Director, Player Personnel
<b>Jul. 1</b>	Re-signed <b>Ben Scrivens</b> to a one-year contract.
<b>Jul. 2</b>	Signed <b>Tim Connolly</b> to a two-year contract.
<b>Jul. 3</b>	Acquired <b>Cody Franson</b> and <b>Matthew Lombardi</b> from Nashville in exchange for Brett Lebda and Robert Slaney. The trade also includes a conditional fourth-round pick in 2013 Entry Draft.
<b>Jul. 5</b>	Re-signed <b>Clarke MacArthur</b> to a two-year contract.
<b>Jul. 6</b>	Re-signed <b>Tyler Bozak</b> to a two-year contract.
<b>Jul. 7</b>	Signed <b>Philippe Dupuis</b> to a one-year contract. Re-signed <b>Matt Lashoff</b> to a one-year contract.
<b>Jul. 12</b>	Re-signed <b>Mike Zigomanis</b> to a one-year contract.
<b>Jul. 14</b>	Re-signed <b>Darryl Boyce</b> to a one-year contract.
<b>Jul. 19</b>	Re-signed <b>Joey Crabb</b> to a one-year contract.
<b>Jul. 29</b>	Signed <b>David Broll</b> to a three-year entry level contract.

## INDIVIDUAL RECORDS

## THE MOST

Most points, game:  
Most points, period:  
Most goals, game:  
Most goals, period:  
Most assists, game:  
Most assists period:  
Most shots, game:  
Most powerplay goals, game:  
Most powerplay goals, period:  
Most PIM, game:  
Most PIM, period:

## HOME

3(3x), MacArthur, 03/29 vs. BUF  
3, MacArthur, 11/16 vs. NSH (2nd)  
2(7x), Lupul, 02/26 vs. PIT  
2(3x), Grabovski, 01/20 vs. ANA (3rd)  
3, MacArthur, 11/16 vs. NSH  
3, MacArthur, 11/16 vs. NSH (2nd)  
9, Kessel, 02/19 vs. OTT  
2, Versteeg, 11/16 vs. NSH  
2, Versteeg, 11/16 vs. NSH (2nd)  
15(2x), Komisarek, 03/10 vs. PHI  
15, Komisarek, 03/10 vs. PHI (1st)

## ROAD

4(3x), Kessel, 02/24 at MTL  
4, Kulemin, 01/07 at ATL (2nd)  
2(16x), Lupul, 03/31 at BOS  
2(7x), Kessel, 02/24 at MTL (1st)  
4, Kaberle, 01/07 at ATL  
3, Kaberle, 01/07 at ATL (2nd)  
7(7x), Grabovski, 03/03 at PHI  
2(4x), Phaneuf, 03/16 at CAR  
2(2x), Kessel, 02/24 at MTL (1st)  
24, Orr, 01/01 at OTT  
17, Orr, 01/01 at OTT (3rd)

Most multiple point games (overall):

Grabovski-10, Kessel-8, MacArthur-6,  
Versteeg-5, Kaberle-4, Kulemin-4,  
Kadri-3, Beauchemin-2, Sjostrom-1  
Armstrong-1, Bozak-1, Phaneuf-1,  
Lupul-1, Gunnarsson-1, Schenn-1  
Crabb-1

Most multiple goal games (overall):

Kessel-3, Kulemin-2, Versteeg-1,  
Grabovski-1, Lupul-1

Most multiple assist games (overall):

Kaberle-4, Kessel-3, MacArthur-3,  
Beauchemin-2, Kadri-2, Grabovski-1,  
Sjostrom-1, Gunnarsson-1, Crabb-1

## THE FASTEST

Fastest goal, start of game:  
Fastest goal against, start of game:  
Fastest goal, start of period:  
Fastest goal against, start of period:

## HOME

0:15, 1st, Armstrong, 01/06 vs. STL  
1:10, 1st, Hossa, 03/05 vs. CHI  
0:15, 1st, Armstrong, 01/06 vs. STL  
0:56, 2nd, Kesler, 11/13 vs. VAN

## ROAD

1:29, 1st, Armstrong, 02/08 at NYI  
2:05, 1st, Doan, 01/13 at PHX  
1:32, 1st, Kessel, 01/07 at ATL  
0:23, 3rd, Zuccarello, 01/19 at NYR  
0:23, 3rd, Ladd, 02/27 at ATL  
0:35, 2nd, MacArthur, 01/07 at ATL

Fastest two goals:

0:59, 2nd, Versteeg, 11/16 vs. NSH

## THE LONGEST (INDIVIDUAL)

Longest goal streak (home):  
Longest goal streak (road):  
Longest goal streak (overall):

6 games, Grabovski (12/20 - 01/20)  
5 games, Grabovski (12/06 - 12/18)  
4 games, MacArthur (10/07 - 10/15), Grabovski (11/10 - 11/18)  
Grabovski (12/14 - 12/20), Kulemin (02/05 - 02/10)

Longest assist streak (home):

6 games, MacArthur (11/02 - 11/22)

Longest assist streak (road):

4 games, MacArthur (12/14 - 12/26), Versteeg (12/26 - 10/10)  
Armstrong (01/01 - 01/11)

Longest assist streak (overall):

5 games, MacArthur (12/14 - 12/26)

Longest point streak (home):

6 games, MacArthur (11/02 - 11/22), Grabovski (11/02 - 11/22)  
Grabovski (12/20 - 01/20)

Longest point streak (road):

8 games, MacArthur (12/14 - 01/11)

Longest point streak (overall):

10 games, Kessel (03/19 - present)

Longest winning streak, goaltender (home):

2 games, Giguere (10/07 - 10/09), Gustavsson (11/18 - 11/22)  
Giguere (11/16 - 12/04), Giguere (02/01 - present), Reimer (03/19 - 03/29)

Longest winning streak, goaltender (road):

5 games, Reimer (02/08 - 03/03)

Longest winning streak, goaltender (overall):

4 games, Reimer (03/16 - 03/24)

Longest winless streak, goaltender (home):

5 games, Gustavsson (11/30 - 12/30)

Longest winless streak, goaltender (road):

6 games, Gustavsson (10/28 - 11/27)

Longest winless streak, goaltender (overall):

5 games, Giguere (10/30 - 11/13)

Longest losing streak, goaltender (home):

4 games, Gustavsson (12/02 - 12/30)

Longest losing streak, goaltender (road):

4 games, Gustavsson (11/10 - 11/27)

Longest losing streak, goaltender (overall):

3 games, Gustavsson (12/08 - 12/20)

## TEAM RECORDS

## THE MOST

Most goals, game\*\*:  
Most goals, period:  
Most goals against, game\*\*:  
Most goals against, period:

Most shots, game:  
Most shots, period\*:  
Most shots, overtime:  
Most shots against, game:  
Most shots against, period\*:  
Most shots against, overtime:

Fewest shots, game:  
Fewest shots, period\*:  
Fewest shots, overtime:  
Fewest shots against, game:  
Fewest shots against, period\*:  
Fewest shots against, overtime:  
Most power play goals, game:  
Most power play goals, period\*:  
Most power play goals against, game:  
Most power play goals against, period\*:

Most PIM, game, Leafs:  
Most PIM, game, opponent:  
Largest margin of victory:  
Largest margin of defeat:

\*Does not include overtime  
\*\*Does not include shootout

## STREAKS:

Longest winning streak:  
Longest home winning streak:  
Longest road winning streak:  
Longest winless streak:  
Longest home winless streak:  
Longest road winless streak:  
Longest losing streak:  
Longest home losing streak:  
Longest road losing streak:

Fastest two goals:

Fastest three goals:

Fastest four goals:

Fastest five goals:

## HOME

5(7x), 03/19 vs. BOS  
4, 11/16 vs. NSH (2nd)  
6(2x), 03/14 vs. TBL  
3(6x), 03/14 vs. TBL (2nd)

47, 02/19 vs. OTT  
18(4x), 01/15 vs. CGY (3rd)  
4, 02/19 vs. OTT  
44, 01/06 vs. STL  
20, 03/12 vs. BUF (2nd)  
6, 01/06 vs. STL

20, 03/02 vs. PIT  
3(3x), 12/30 vs. CBJ (2nd)  
0(2x), 11/30 vs. TBL  
18, 10/09 vs. OTT  
4(4x), 12/11 vs. MTL (1st)  
0(2x), 02/19 vs. OTT  
4, 11/16 vs. NSH  
4, 11/16 vs. NSH (2nd)  
2(5x), 04/09 vs. MTL  
2(2x), 02/07 vs. ATL (1st)

34, 02/22 vs. NYI  
25, 10/09 vs. OTT  
4, 10/09 vs. OTT  
5, 12/02 vs. EDM

## ROAD

9, 01/07 at ATL  
6, 01/07 at ATL (2nd)  
7, 01/19 at NYR  
4(3x), 01/24 at CAR (3rd)

38, 10/15 at NYR  
17, 03/03 at PHI (2nd)  
6, 03/31 at BOS  
44, 01/27 at ATL  
21, 01/11 at SJS (2nd)  
4, 03/31 at BOS

14(2x), 10/21 at PHI  
2, 10/13 at PIT (3rd)  
1(2x), 03/08 at NYI  
21, 01/13 at PHX  
2, 12/08 at PIT (3rd)  
1(2x), 02/27 at ATL  
5, 01/07 at ATL  
3, 01/07 at ATL (2nd)  
2(11x), 03/26 at DET  
2(3x), 03/17 at FLA (2nd)

43, 01/19 at NYR  
48, 12/08 at PIT  
6, 01/07 at ATL  
7, 01/19 at NYR

4 games (10/07 - 10/15), (01/06 - 01/11)  
3 games (11/16 - 11/22), (02/01 - 02/07)  
5 games (12/26 - 01/11)  
8 games (10/28 - 11/13)  
4 games (10/30 - 11/13), (12/20 - 01/03)  
8 games (10/23 - 11/27)  
3 games (10/28 - 11/02), (11/09 - 11/13), (12/16 - 12/20), (01/22 - 01/25)  
4 games (12/20 - 01/03)  
5 games (11/09 - 11/27), (01/13 - 02/05)

0:12, 03/16 at CAR - Phaneuf (10:51, 2nd per.), Bozak (11:03, 2nd per.)  
1:49, 01/07 at ATL - Kulemin (18:00, 2nd per.), MacArthur (19:14, 2nd per.),  
MacArthur (19:49, 2nd per.)  
3:32, 01/07 at ATL - Kulemin (18:00, 2nd per.), MacArthur (19:14, 2nd per.),  
MacArthur (19:49, 2nd per.), Kessel (1:32, 3rd per.)  
6:17, 01/07 at ATL - Grabovski (15:15), Kulemin (18:00, 2nd per.),  
MacArthur (19:14, 2nd per.), MacArthur (19:49, 2nd per.), Kessel (1:32, 3rd per.)



# REGULAR SEASON SCORING

POS	NO	PLAYER	GP	AVG TOI	G	A	PTS	+/-	PIM	PP	SH	GW	S	PCTG
C	81	PHIL KESSEL	82	19:38	32	32	64	20-	24	12	1	6	325	9.8
L	16	CLARKE MACARTHUR	82	17:06	21	41	62	3-	37	6	0	3	154	13.6
C	84	MIKHAIL GRABOVSKI	81	19:21	29	29	58	14	60	10	0	4	239	12.1
L	41	NIKOLAI KULEMIN	82	17:19	30	27	57	7	26	5	1	5	173	17.3
C	42	TYLER BOZAK	82	19:16	15	17	32	29-	14	6	1	4	120	12.5
R	19	JOFFREY LUPUL	54	15:37	14	17	31	11-	33	4	0	2	129	10.9
D	3	DION PHANEUF	66	25:18	8	22	30	2-	88	3	0	1	190	4.2
R	9	COLBY ARMSTRONG	50	16:07	8	15	23	1-	38	0	0	0	69	11.6
D	2	LUKE SCHENN	82	22:22	5	17	22	7-	34	0	0	0	128	3.9
C	37	TIM BRENT	79	11:39	8	12	20	4-	33	0	1	1	60	13.3
D	36	CARL GUNNARSSON	68	18:14	4	16	20	2-	14	1	0	1	69	5.8
R	46	JOEY CRABB	48	12:58	3	12	15	1-	24	0	1	2	51	5.9
C	47	DARRYL BOYCE	46	11:22	5	8	13	8	33	0	0	1	27	18.5
C	43	*NAZEM KADRI	29	15:46	3	9	12	3-	8	0	0	0	51	5.9
D	8	MIKE KOMISAREK	75	13:37	1	9	10	8-	86	0	0	0	48	2.1
R	18	MIKE BROWN	50	10:05	3	5	8	1	69	1	0	0	59	5.1
L	11	FREDRIK SJOSTROM	66	11:12	2	3	5	5-	14	0	0	0	62	3.2
D	23	BRETT LEBDA	41	13:20	1	3	4	14-	14	0	0	0	34	2.9
C	39	JOHN MITCHELL	23	12:30	2	1	3	7-	12	1	0	1	28	7.1
L	38	*JAY ROSEHILL	26	5:12	1	2	3	6-	71	0	0	0	12	8.3
D	59	*KEITH AULIE	40	19:07	2	0	2	1-	32	0	0	0	32	6.3
R	28	COLTON ORR	46	5:04	2	0	2	1-	128	0	0	1	14	14.3
C	32	*JOE COLBORNE	1	18:41	0	1	1	1	0	0	0	0	1	.0
C	26	MICHAEL ZIGOMANIS	8	6:58	0	1	1	0	4	0	0	0	7	.0
D	29	MATT LASHOFF	11	13:49	0	1	1	1	6	0	0	0	8	.0
G	34	*JAMES REIMER	37	56:13	0	1	1	0	2	0	0	0	0	.0
R	39	*MATT FRATTIN	1	15:34	0	0	0	1-	0	0	0	0	5	.0
D	55	*KORBINIAN HOLZER	2	13:01	0	0	0	1-	2	0	0	0	1	.0
C	45	*MARCEL MUELLER	3	10:07	0	0	0	0	2	0	0	0	5	.0
C	20	CHRISTIAN HANSON	6	8:26	0	0	0	0	4	0	0	0	2	.0
L	33	*LUCA CAPUTI	7	11:04	0	0	0	2-	4	0	0	0	8	.0
G	50	JONAS GUSTAVSSON	23	54:00	0	0	0	0	0	0	0	0	0	.0
G	35	J.S. GIGUERE	33	49:29	0	0	0	0	4	0	0	0	0	.0

NO	GOALTENDER	GPI	MINS	AVG	W	L	OT	EN	SO	GA	SA	SV %	G	A	PIM
34	*JAMES REIMER	37	2080	2.60	20	10	5	3	3	90	1134	.921	0	1	2
35	J.S. GIGUERE	33	1633	2.87	11	11	4	5	0	78	777	.900	0	0	4
50	JONAS GUSTAVSSON	23	1242	3.29	6	13	2	1	0	68	620	.890	0	0	0

GOALTENDING TOTALS 82 4995 2.94 37 34 11 9 3 245 2540 .904

\*denotes rookie

# SHOOTOUT STATISTICS

RECORD: 5 WINS - 6 LOSSES

## WINS

Date	Opponent	Goaltenders	Game Deciding Goal	Rounds
December 4	vs. Boston	Giguere/Thomas	Kessel	3
December 6	at Washington	Gustavsson/Neuvirth	Grabovski	3
January 6	vs. St. Louis	Gustavsson/Conklin	Bozak	4
February 1	vs. Florida	Giguere/Clemmensen	Armstrong	3
March 31	at Boston	Reimer/Thomas	Kadri	3

## LOSSES

Date	Opponent	Goaltenders	Game Deciding Goal	Rounds
November 3	at Washington	Gustavsson/Neuvirth	Ovechkin	3
November 6	vs. Buffalo	Giguere/Enroth	Ennis	5
January 15	vs. Calgary	Giguere/Kiprusoff	Jokinen	4
February 19	vs. Ottawa	Reimer/Anderson	Spezza	3
February 26	vs. Pittsburgh	Reimer/Fleury	Kovalev	3
April 5	vs. Washington	Reimer/Neuvirth	Knuble	4

## GOALTENDER STATISTICS

Goaltender	Shots Faced	Saves	Percentage	Wins	Losses
J.S. Giguere	15	8	.533	2	2
Jonas Gustavsson	10	6	.600	2	1
James Reimer	11	8	.727	1	3

TORONTO TOTALS 36 22 .611 5 6

## SHOOTER STATISTICS

Player	Attempts	Goals	Percentage	GDG
Colby Armstrong	2	2	1.000	1
Tyler Bozak	4	3	.750	1
Mikhail Grabovski	6	2	.333	1
Tomas Kaberle*	1	0	.000	0
Nazem Kadri	4	2	.500	1
Phil Kessel	8	1	.125	1
Nikolai Kulemin	4	0	.000	0
Joffrey Lupul*	2	0	.000	0
Clarke MacArthur	1	0	.000	0
John Mitchell*	1	1	1.000	0
Kris Versteeg*	3	1	.333	0

TORONTO TOTALS 36 12 .333 5

\*Player statistics only include results recorded with Maple Leafs

## LAST TIME THE LEAFS

## SHUTOUTS

Shut out opponent, home:	Feb. 19, 2011 vs. Ottawa, 0-1 (shootout loss) by James Reimer
Shut out opponent, road:	Mar. 22, 2001 at Minnesota, 3-0 by James Reimer
Shut out opponent, lost in shootout (home):	Feb. 19, 2011 vs. Ottawa 0-1 (shootout loss) by James Reimer
Shut out opponent, lost in shootout (road):	Oct. 17, 2008 at NY Rangers, 0-1 (shootout loss) by Vesa Toskala
Shut out by opponent, home:	Feb. 19, 2011 vs. Ottawa 0-1 (shootout) by Craig Anderson
Shut out by opponent, road:	Feb. 12, 2011 at Montreal, 0-3 by Carey Price
Shut out by opponent, won in shootout:	Never
Played in a 0-0 game, home:	Dec. 21, 1987 vs. Minnesota (Min.:Takko,Tor.:Bester)
Played in a 0-0 game, road:	Nov. 4, 2000 at St. Louis (Tor-Joseph, Stl-Turek)
Shut out opponent, consecutive games:	Apr. 2, 2004 vs. Buffalo; Apr. 3, 2004 vs. Ottawa: both by Belfour
One goaltender, shut out opponent, consecutive games:	Feb. 2, 2010 vs. New Jersey, Feb. 6, 2010 vs. Ottawa: J.S. Giguere
Shut out same opponent, consecutive games:	Nov. 23 & 29, 2002 vs. Philadelphia: both by Belfour
Shut out by opponent, consecutive games:	Oct. 28 & Oct. 30, 2010 at Boston: Thomas, vs. NY Rangers: Lundqvist

## GOALS

Scored 10 or more goals, home:	Jan. 8, 1986 vs. Edmonton (W 11-9)
Scored 10 or more goals, road:	Jan. 4, 2007 at Boston (W 10-2)
Allowed 10 or more goals, home:	Mar. 18, 1989 vs. Winnipeg (L 10-2)
Allowed 10 or more goals, road:	Dec. 26, 1991 at Pittsburgh (L 12-1)
Scored nine goals, home:	Dec. 16, 2006 vs. NY Rangers (W 9-2)
Scored nine goals, road:	Jan. 7, 2011 at Atlanta (W 9-3)
Allowed nine goals, home:	Jan. 14, 1991 vs. Buffalo (L 9-3)
Allowed nine goals, road:	see date for ten or more goals allowed on road
Scored eight goals, home:	Mar. 14, 2009 vs. Calgary (W 8-6)
Scored eight goals, road:	see date for nine goals scored on road
Allowed eight goals, home:	Dec. 23, 2008 vs. Dallas (L 2-8)
Allowed eight goals, road:	Apr. 3, 2009 at Philadelphia (L 5-8)
Scored nine unanswered goals:	Jan. 7, 2011 at Atlanta (W 9-3)
Scored eight unanswered goals:	See nine unanswered goals
Scored seven unanswered goals:	See nine unanswered goals
Allowed eight unanswered goals:	Feb. 5, 2008 vs. Florida (L 0-8)
Allowed seven unanswered goals:	Jan. 19, 2011 at NY Rangers (L 0-7)

## SHOTS

Recorded 20 or more shots, period:	Jan. 9, 2010 vs. Pittsburgh (22 in 3rd)
Recorded 50 or more shots, game, home:	Nov. 23, 2009 vs. NY Islanders (61)
Recorded 50 or more shots, game, road:	Jan. 8, 2010 at Buffalo (50)
Allowed 20 or more shots, period:	Mar. 12, 2011 vs. Buffalo (20 in 2nd)
Allowed 50 or more shots, game, home:	March 3, 2009 vs. New Jersey (52)
Allowed 50 or more shots, game, road:	Oct. 9, 1999 at Ottawa (50)

## PENALTY SHOTS

## SKATERS

Scored on a penalty shot, home:	Dec. 26, 2006 vs. Minnesota (John Pohl against Manny Fernandez)
Scored on a penalty shot, road:	Mar. 19, 2006 at Pittsburgh (Chad Kilger against Marc-Andre Fleury)
Stopped on a penalty shot, home:	Mar. 5, 2011 vs. Chicago (Mikhail Grabovski stopped by Corey Crawford)
Stopped on a penalty shot, road:	Mar. 31, 2011 at Boston (Mikhail Grabovski stopped by Tim Thomas)

## GOALTENDERS

Stopped a penalty shot, home:	Apr. 4, 2009 vs. Montreal (Guillaume Latendresse by Martin Gerber)
Stopped a penalty shot, road:	Mar. 8, 2011 at NY Islanders (Matt Martin by James Reimer)
Allowed a goal on penalty shot, home:	Nov. 2, 2010 vs. Ottawa (Mike Fisher against J.S. Giguere)
Allowed a goal on penalty shot, road:	Jan. 20, 2007 vs. Pittsburgh (Jarkko Ruutu against Andrew Raycroft)

## HAT TRICKS

Scored a hat trick at home:	Apr. 11, 2009 vs. Ottawa (Boyd Devereaux)
Scored a hat trick on road:	Oct. 26, 2009 at Anaheim (Niklas Hagman)
Allowed a hat trick at home:	Jan. 22, 2011 vs. Washington (Alex Ovechkin)
Allowed a hat trick on road:	See allowed a 4-goal game on road
Hat-trick scored by a defenceman:	Oct. 28, 2006 at Montreal (Tomas Kaberle)
Hat-trick allowed by a defenceman:	Mar. 7, 1994 vs. St. Louis (Steve Duchesne)
Scored a 4-goal game at home:	Apr. 11, 2006 vs. Florida (Mats Sundin)
Scored a 4-goal game on road:	Dec. 11, 1960 at Chicago (Frank Mahovlich)

## LAST TIME THE LEAFS

## HAT TRICKS CONT'D

Allowed a 4-goal game at home:	Oct. 29, 2005 vs. Ottawa (Dany Heatley)
Allowed a 4-goal game on road:	Jan. 19, 2011 at NY Rangers (Marian Gaborik)
Scored a 5-goal game at home:	Feb. 2, 1977 vs. Detroit (Ian Turnbull)
Scored a 5-goal game on road:	Never
Allowed a 5-goal game at home:	Never
Allowed a 5-goal game on road:	Jan. 6, 1981 at NY Islanders (John Tonelli)
Scored a 6-goal game at home:	*Feb. 11, 1976 vs. Boston (Darryl Sittler)
Scored a 6-goal game on road:	Never
Allowed a 6-goal game at home:	Never
Allowed a 6-goal game on road:	Jan. 10, 1920 at Montreal (Newsy Lalonde)
Scored a hat trick in one period at home:	Nov. 9, 1996 vs. Edmonton (Wendel Clark, natural HT in the 2nd)
Scored a hat trick in one period on road:	Mar. 5, 1980 at Pittsburgh (Darryl Sittler)
Allowed a hat trick in one period at home:	Apr. 7, 2007 vs. Montreal (Michael Ryder in the 2nd)
Allowed a hat trick in one period on road:	Oct. 26, 2006 at Ottawa (Dany Heatley in the 2nd)
Allowed a natural hat trick in one period at home:	Apr. 7, 2007 vs. Montreal (Michael Ryder in the 2nd)
Allowed a natural hat trick in one period on the road:	Oct. 12, 2006 at New Jersey (Brian Gionta in the 3rd)
Recorded a hat trick in consecutive games:	Feb. 28, and Mar. 4, 1994 (W. Clark at Ottawa and Detroit)
Recorded 10 points in one game:	*Feb. 11, 1976 vs. Boston (Darryl Sittler)
Allowed a hat trick in consecutive games:	Oct. 8 & 12, 1996 (Edmonton: Ryan Smyth, Tampa Bay: Chris Gratton)
Two Leafs score a hat trick in one game:	Dec. 18, 1965 vs. NY Rangers (Dave Keon & Bob Pulford)
Two opposition players score a hat trick in one game:	Feb. 22, 1990 at Calgary (Dana Murzyn & Joe Mullen)

## MISCELLANEOUS

Scored into an empty net:	Jan. 11, 2011 at San Jose (Clarke MacArthur)
Allowed an empty net goal:	Apr. 6, 2011 at New Jersey (Patrik Elias)
Leafs player scored 3-on-5 shorthanded:	Apr. 6, 2011 at New Jersey (Tyler Bozak)
Scored two shorthanded goals in a game:	Dec. 19, 2005 vs. NY Islanders (Stajan, Sundin)
Allowed three shorthanded goals in a game:	Apr. 3, 2008 vs. Ottawa (Bass, McAmmond, Vermette)
Allowed two shorthanded goals in a game:	Feb. 12, 2010 at St. Louis (Oshie, Steen)
Scored with a sixth attacker at home:	Dec. 4, 2010 vs. Boston (Kris Versteeg)
Scored with a sixth attacker on road:	Dec. 6, 2010 at Washington (Clarke MacArthur)
Opposition scored with a sixth attacker at home:	Nov. 30, 2010 vs. Tampa Bay (Martin St. Louis)
Opposition scored with a sixth attacker on road:	Feb. 24, 2011 at Montreal (Max Pacioretty)
Leafs goaltender credited with a goal:	Never
Opposition goaltender credited with a goal:	Feb. 14, 2004 at Toronto by Mika Noronen, Buffalo Sabres (L 6-4)
Scored three powerplay goals in a game:	Feb. 24, 2011 at Montreal (Kessel-2, Bozak)
Scored four powerplay goals in a game:	Same date as five powerplay goals scored in a game
Scored five powerplay goals in a game:	Jan. 7, 2011 at Atlanta (MacArthur-2, Grabovski, Kulemin, Kessel)
Scored six powerplay goals in a game:	Same date as seven powerplay goals scored in a game
Scored seven powerplay goals in a game:	**Oct. 14, 2005 at Atlanta (O'Neill-2, Allison, Wellwood, Lindros, Steen, Ponikarovsky)
Scored three powerplay goals in a period:	Jan. 7, 2011 at Atlanta (MacArthur-2, Kulemin - 2nd Per.)
Scored four powerplay goals in a period:	Nov. 16, 2010 vs. Nashville (Versteeg-2, Grabovski, Kulemin - 2nd Per.)
Scored five powerplay goals in a period:	**Oct. 14, 2005 at Atlanta (Wellwood, Lindros, Steen, O'Neill, Ponikarovsky - 3rd per.)
Allowed three powerplay goals in a game:	Jan. 8, 2010 at Buffalo (Myers-2, Kennedy)
Allowed four powerplay goals in a game:	Dec. 18, 2008 at Boston (Krejci-2, Savard, Ryder)
Allowed five powerplay goals in a game:	Dec. 29, 2007 vs. NY Rangers (Prucha-2, Jagr, Shanahan, Straka)
Allowed six powerplay goals in a game:	Dec. 17, 2005 at Ottawa (Heatley, Redden, Spezza, Alfredsson, Vermette, Kelly)
Allowed three powerplay goals in a period:	Oct. 11, 2008 vs. Montreal (S. Kostitsyn, Tanguay, S. Kostitsyn - 2nd Per.)

\* Individual Record

\*\* Team Record



# MISCELLANEOUS STATISTICS

BY MONTH	HOME	AWAY	OVERALL	PCTG	2009-10
October	3-2-1	2-2-0	5-4-1	.550	1-7-4
November	3-2-2	0-5-1	3-7-3	.346	5-5-3
December	2-5-0	3-3-0	5-8-0	.385	8-6-2
January	2-2-1	4-4-0	6-6-1	.500	3-10-2
February	4-0-3	4-2-1	8-2-4	.714	2-3-0
March	4-3-0	5-2-1	9-5-1	.633	9-5-2
April	0-1-1	1-1-0	1-2-1	.375	2-2-1
Totals	18-15-8	19-19-3	37-34-11	.518	30-38-14

BY SEGMENT	HOME	AWAY	OVERALL	PCTG	2009-10
1 - 10	3-2-1	2-2-0	5-4-1	.550	1-7-2
11 - 20	3-2-1	0-3-1	3-5-2	.400	2-4-4
21 - 30	2-2-1	2-3-0	4-5-1	.450	7-2-1
31 - 40	1-4-0	3-2-0	4-6-0	.400	4-4-2
41 - 50	2-1-1	2-4-0	4-5-1	.450	3-7-0
51 - 60	3-0-2	3-2-0	6-2-2	.700	2-6-2
61 - 70	2-3-1	2-0-2	4-3-3	.550	5-4-1
71 - 80	2-0-1	5-2-0	7-2-1	.750	5-3-2
81 - 82	0-1-0	0-1-0	0-2-0	.000	1-1-0

BY DIVISION	HOME	AWAY	OVERALL	PCTG	2009-10
Vs. Northeast	7-3-2	6-6-0	13-9-2	.583	10-7-7
Vs. Atlantic	3-4-3	5-4-1	8-8-4	.500	6-11-3
Vs. Southeast	4-4-2	3-5-2	7-9-4	.450	9-8-3
Vs. Central	2-2-0	0-1-0	2-3-0	.400	3-2-0
Vs. Pacific	2-0-0	2-1-0	4-1-0	.800	1-3-1
Vs. Northwest	0-2-1	3-2-0	3-4-1	.438	1-7-0

BY CONFERENCE	HOME	AWAY	OVERALL	PCTG	2009-10
Vs. Eastern	14-11-7	14-15-3	28-26-10	.516	25-26-13
Vs. Western	4-4-1	5-4-0	9-8-1	.528	5-12-1

LEAFS RECORD WHEN...	OVERALL	PCTG	2009-10	PCTG
Scoring first goal	21-4-7	.766	18-6-6	.700
Allowing first goal	16-30-4	.360	12-32-8	.400
Outshooting opponent	13-15-2	.467	18-23-6	.447
Outshot by opponent	24-18-8	.560	10-11-7	.482
Shots even	0-1-1	.250	2-4-1	.357
Leading after first period	18-2-4	.833	12-5-2	.684
Tied after first period	11-7-7	.580	8-10-9	.463
Trailing after first period	8-25-0	.242	10-23-3	.319
Leading after second period	24-0-4	.542	18-2-2	.864
Tied after second period	8-3-4	.667	10-3-5	.694
Trailing after second period	5-31-3	.167	2-33-7	.131
Overtime/Shootout*	7-11	.389	9-14	.391
In one-goal games	20-6-11	.689	16-8-14	.605
In two-goal games	7-10	.412	4-11	.267
In three or more goal games	10-18	.357	10-19	.345

\*Shootout implemented in 2005-06

SHOTS BY PERIOD	1ST	2ND	3RD	OT	T	AVG
Leafs	748	799	778	35	2360	28.8
Opponents	820	881	801	38	2540	31.0

GOALS BY PERIOD	1ST	2ND	3RD	OT	T	AVG
Leafs	61	74	76	2	213	2.6
Opponents	80	87	73	5	245	3.0

# NHL TEAM STANDINGS / LEAGUE LEADERS

## EASTERN CONFERENCE

NORTHEAST DIVISION	GP	W	L	OT	GF	GA	PTS
BOSTON (3)	82	46	25	11	246	195	103
MONTREAL (6)	82	44	30	8	216	209	96
BUFFALO (7)	82	43	29	10	245	229	96
TORONTO (10)	82	37	34	11	218	251	85
OTTAWA (13)	82	32	40	10	192	250	74

ATLANTIC DIVISION	GP	W	L	OT	GF	GA	PTS
PHILADELPHIA (2)	82	47	23	12	259	223	106
PITTSBURGH (4)	82	49	25	8	238	199	106
NY RANGERS (8)	82	44	33	5	233	198	93
NEW JERSEY (11)	82	38	39	5	174	209	81
NY ISLANDERS (14)	82	30	39	13	229	264	73

SOUTHEAST DIVISION	GP	W	L	OT	GF	GA	PTS
WASHINGTON (1)	82	48	23	11	224	197	107
TAMPA BAY (5)	82	46	25	11	247	240	103
CAROLINA (9)	82	40	31	11	236	239	91
ATLANTA (12)	82	34	36	12	223	269	80
FLORIDA (15)	82	30	40	12	195	229	72

## WESTERN CONFERENCE

CENTRAL DIVISION	GP	W	L	OT	GF	GA	PTS
DETROIT (3)	82	47	25	10	261	241	104
NASHVILLE (5)	82	44	27	11	219	194	99
CHICAGO (8)	82	44	29	9	258	225	97
ST. LOUIS (11)	82	38	33	11	240	234	87
COLUMBUS (13)	82	34	35	13	215	258	81

PACIFIC DIVISION	GP	W	L	OT	GF	GA	PTS
SAN JOSE (2)	82	48	25	9	248	213	105
ANAHEIM (4)	82	47	30	5	239	235	99
PHOENIX (6)	82	43	26	13	231	226	99
LOS ANGELES (7)	82	46	30	6	219	198	98
DALLAS (9)	82	42	29	11	227	233	95

NORTHWEST DIVISION	GP	W	L	OT	GF	GA	PTS
VANCOUVER (1)	82	54	19	9	262	185	117
CALGARY (10)	82	41	29	12	250	237	94
MINNESOTA (12)	82	39	35	8	206	233	86
COLORADO (14)	82	30	44	8	227	288	68
EDMONTON (15)	82	25	45	12	193	269	62

## INDIVIDUAL SCORING LEADERS FOR ART ROSS TROPHY

PLAYER	TEAM	GP	G	A	PTS	+/-	PIM	PP	SH	GW	SHOTS	SPCTG
DANIEL SEDIN	VANCOUVER	82	41	63	104	30	32	18	0	10	266	15.4
MARTIN ST LOUIS	TAMPA BAY	82	31	68	99	0	12	4	0	7	254	12.2
COREY PERRY	ANAHEIM	82	50	48	98	9	104	14	4	11	290	17.2
HENRIK SEDIN	VANCOUVER	82	19	75	94	26	40	8	0	4	157	12.1
STEVEN STAMKOS	TAMPA BAY	82	45	46	91	3	74	17	0	8	272	16.5
JAROME IGINLA	CALGARY	82	43	43	86	0	40	14	0	6	289	14.9
ALEX OVECHKIN	WASHINGTON	79	32	53	85	24	41	7	0	11	367	8.7
TEEMU SELANNE	ANAHEIM	73	31	49	80	6	49	16	0	5	213	14.6
HENRIK ZETTERBERG	DETROIT	80	24	56	80	1-	40	10	0	3	306	7.8
BRAD RICHARDS	DALLAS	72	28	49	77	1	24	7	0	3	272	10.3

## GOALTENDING LEADERS

GOALTENDER	TEAM	GP	MIN	AVG	W	L	OT	EN	SO	GA	SA	SV%	G	A	PIM
TIM THOMAS	BOSTON	57	3364	2.00	35	11	9	3	9	112	1811	.938	0	3	13
ROBERTO LUONGO	VANCOUVER	60	3590	2.11	38	15	7	3	4	126	1753	.928	0	3	2
PEKKA RINNE	NASHVILLE	64	3789	2.12	33	22	9	4	6	134	1905	.930	0	0	12
SEMYON VARLAMOV	WASHINGTON	27	1560	2.23	11	9	5	1	2	58	759	.924	0	0	2
*CORY SCHNEIDER	VANCOUVER	25	1372	2.23	16	4	2	0	1	51	714	.929	0	3	0
JONATHAN QUICK	LOS ANGELES	61	3591	2.24	35	22	3	4	6	134	1631	.918	0	2	0
HENRIK LUNDQVIST	NY RANGERS	68	4007	2.28	36	27	5	4	11	152	1965	.923	0	4	6
*COREY CRAWFORD	CHICAGO	57	3337	2.30	33	18	6	4	128	1545	.917	0	1	2	
MARC-ANDRE FLEURY	PITTSBURGH	65	3695	2.32	36	20	5	5	3	143	1742	.918	0	1	10
CAREY PRICE	MONTREAL	72	4206	2.35	38	28	6	7	8	165	2147	.923	0	2	13

\*denotes rookie



# OPPONENTS

PAGES 138 - 171



## LEAFS vs. ANAHEIM DUCKS

Summary for MAPLE LEAFS: Won -1 Lost -0 OT -0

## at TORONTO MAPLE LEAFS

Date	Team	Opponent	Attend	Goaltenders	W Goal
20 Jan '11	Maple Leafs 5	Ducks 2	19,399	Giguere vs Hiller	Tyler Bozak

## at ANAHEIM DUCKS

No Games  
 \* - Overtime \*\* - Shootout

Goals by Period:	1st	2nd	3rd	OT	Total	Shots by Period:	1st	2nd	3rd	OT	Total
MAPLE LEAFS	1	2	2	0	5	MAPLE LEAFS	15	12	10	0	37
DUCKS	1	1	0	0	2	DUCKS	9	8	11	0	28

## INDIVIDUAL SCORING

MAPLE LEAFS	GP	G	A	P	+/-	PIM	PP	SH	GW	GT	EN	S	%	DUCKS	GP	G	A	P	+/-	PIM	PP	SH	GW	GT	EN	S	%	
Clarke MacArthur	1	1	2	3	1	0	0	0	0	0	0	5	20.0	Brandon McMillan	1	1	0	1	1	0	0	0	0	0	0	3	33.3	
Mikhail Grabovski	1	2	0	2	2	0	0	0	0	0	0	2	100.0	Dan Sexton	1	1	0	1	1	0	0	0	0	0	0	0	100.0	
Tyler Bozak	1	1	2	1	0	0	0	1	0	0	2	50.0	Matt Beleskey	1	0	1	1	-2	0	0	0	0	0	0	0	2	0.0	
Phil Kessel	1	0	2	2	2	0	0	0	0	0	0	5	0.0	Joffrey Lupul	1	0	1	1	1	0	0	0	0	0	0	0	2	0.0
Carl Gunnarsson	1	1	0	1	0	0	0	0	0	0	0	1	100.0	Lubomir Visnovsky	1	0	1	1	0	0	0	0	0	0	0	0	1	0.0
Dion Phaneuf	1	0	1	1	0	0	0	0	0	0	0	4	0.0	Jason Blake	1	0	0	-2	2	0	0	0	0	0	0	0	2	0.0
Colby Armstrong	1	0	0	0	1	0	0	0	0	0	0	2	0.0	Sheldon Brookbank	1	0	0	-1	0	0	0	0	0	0	0	0	1	0.0
Francois Beauchemin	1	0	0	0	1	0	0	0	0	0	0	2	0.0	Cam Fowler	1	0	0	-3	0	0	0	0	0	0	0	0	0	0.0
Darryl Boyce	1	0	0	0	0	0	0	0	0	0	0	0	0.0	Saku Koivu	1	0	0	-1	0	0	0	0	0	0	0	0	2	0.0
Tim Brent	1	0	0	0	0	0	0	0	0	0	0	0	0.0	Maxim Lapierre	1	0	0	0	1	0	0	0	0	0	0	0	0	0.0
Joey Crabb	1	0	0	0	0	0	0	0	0	0	0	4	0.0	Toni Lydman	1	0	0	-1	0	0	0	0	0	0	0	0	2	0.0
Tomas Kaberle	1	0	0	0	1	2	0	0	0	0	0	2	0.0	Todd Marchant	1	0	0	0	1	0	0	0	0	0	0	0	0	0.0
Mike Komisarek	1	0	0	0	0	0	0	0	0	0	0	0	0.0	George Parros	1	0	0	0	5	0	0	0	0	0	0	0	1	0.0
Nikolai Kulemin	1	0	0	0	1	0	0	0	0	0	0	5	0.0	Corey Perry	1	0	0	-3	0	0	0	0	0	0	0	0	4	0.0
Marcel Mueller	1	0	0	0	2	0	0	0	0	0	0	0	0.0	Bobby Ryan	1	0	0	-4	2	0	0	0	0	0	0	0	3	0.0
Colton Orr	1	0	0	0	5	0	0	0	0	0	0	0	0.0	Luca Sbisa	1	0	0	-1	0	0	0	0	0	0	0	0	1	0.0
Luke Schenn	1	0	0	0	3	0	0	0	0	0	0	3	0.0	Teemu Selanne	1	0	0	-2	0	0	0	0	0	0	0	0	3	0.0
Kris Versteeg	1	0	0	0	1	0	0	0	0	0	0	0	0.0	Andy Sutton	1	0	0	0	0	0	0	0	0	0	0	0	0	0.0

Power Play: 0-2 0.0% / Penalty Killing: 2-2 100.0%

Power Play: 0-2 0.0% / Penalty Killing: 2-2 100.0%

## GOALTENDING

MAPLE LEAFS	GP	Min	W-L-OT	SO	GA	SA	SV	GAA	SV%	DUCKS	GP	Min	W-L-OT	SO	GA	SA	SV	GAA	SV%
Jean-Sebastien Giguere	1	60	1-0-0	0	2	28	26	2.00	.929	Jonas Hiller	1	60	0-1-0	0	5	37	32	5.00	.865

## GOALTENDING

MAPLE LEAFS	GP	Min	W-L-OT	SO	GA	SA	SV	GAA	SV%	DUCKS	GP	Min	W-L-OT	SO	GA	SA	SV	GAA	SV%
Jean-Sebastien Giguere	1	60	1-0-0	0	2	28	26	2.00	.929	Jonas Hiller	1	60	0-1-0	0	5	37	32	5.00	.865

## LEAFS VS. ANAHEIM HISTORY

<b>Leafs All-Time Record:</b> 17-8-5-1	<b>Last Leafs win in Toronto:</b> Jan. 20, 2011 (5-2)	<b>Last two consecutive Leafs wins:</b> Oct. 26, 2009 (6-3) & Jan. 20, 2011 (5-2)
<b>Leafs All-Time Home Record:</b> 11-2-4-1	<b>Last Leafs win in Anaheim:</b> Oct. 26, 2009 (6-3)	<b>Last two consecutive Leafs wins in Toronto:</b> Oct. 8, 2001 (6-1) & Oct. 28, 2002 (5-2)
<b>Leafs All-Time Road Record:</b> 6-6-1-0	<b>Leafs record in shootout:</b> 0-1	<b>Last two consecutive Leafs wins in Anaheim:</b> Dec. 17, 1997 (6-2) & Mar. 11, 1998 (3-1)

## MOST RECENT NOTABLES VS. ANAHEIM

<b>Last Leaf shutout in Toronto:</b> Never	<b>Last Leaf hat trick:</b> Oct. 26, 2009 (Niklas Hagman)
<b>Last Leaf shutout in Anaheim:</b> Never	<b>Last opponent hat trick vs. Leafs:</b> Never
<b>Last opponent shutout in Toronto:</b> Nov. 9, 1999 (0-2) (Guy Hebert)	<b>Last Leaf overtime goal:</b> Dec. 17, 1995 @ ANA (3-2) ANDREYCHUK (Shtalenkov)
<b>Last opponent shutout in Anaheim:</b> Jan. 9, 2008 (0-5) (J.S. Giguere)	<b>Last opponent overtime goal:</b> Never



## \*ATLANTA THRASHERS FRANCHISE MOVED TO BECOME WINNIPEG JETS FOR BEGINNING OF 2011-12 SEASON

## LEAFS vs. ATLANTA THRASHERS

Summary for MAPLE LEAFS: Won -2 Lost -1 OT -1

## at TORONTO MAPLE LEAFS

Date	Team	Opponent	Attend	Goaltenders	W Goal
07 Feb '11	Maple Leafs 5	Thrashers 4	19,104	Giguere vs Pavelec	Tim Brent
20 Dec '10	Maple Leafs 3	Thrashers 6	19,301	Reimer, Gustavsson vs Pavelec	Anthony Stewart

## at ATLANTA THRASHERS

Date	Team	Opponent	Attend	Goaltenders	W Goal
27 Feb '11 *	Maple Leafs 2	Thrashers 3	13,147	Giguere, Reimer vs Mason	Ron Hainsey
07 Jan '11	Maple Leafs 9	Thrashers 3	14,592	Reimer vs Mason, Pavelec	Nikolai Kulemin

\* - Overtime \*\* - Shootout

Goals by Period:	1st	2nd	3rd	OT	Total	Shots by Period:	1st	2nd	3rd	OT	Total
MAPLE LEAFS	4	10	5	0	19	MAPLE LEAFS	52	38	39	1	130
THRASHERS	5	2	8	1	16	THRASHERS	50	37	56	1	144

## INDIVIDUAL SCORING

MAPLE LEAFS	GP	G	A	P	+/-	PIM	PP	SH	GW	GT	EN	S	%	THRASHERS	GP	G	A	P	+/-	PIM	PP	SH	GW	GT	EN	S	%	
Nikolai Kulemin	4	5	3	8	3	0	2	0	1	0	0	12	41.7	Tobias Enstrom	3	3	6	3	4	0	0	0	0	0	0	6	50.0	
Mikhail Grabovski	4	4	4	4	4	3	0	0	0	0	0	24	16.7	Bryan Little	4	0	6	6	3	0	0	0	0	0	0	0	0.0	
Tomas Kaberle	3	0	8	8	1	0	0	0	0	0	0	7	0.0	Andrew Ladd	4	4	0	4	3	4	1	0	0	0	0	114	28.6	
Clarke MacArthur	4	3	4	7	0	0	2	0	0	0	0	10	30.0	Anthony Stewart	4	1	3	4	2	0	0	0	1	0	0	9	11.1	
Kris Versteeg	3	1	4	5	0	2	0	0	0	0	0	10	10.0	Dustin Byfuglien	4	1	2	3	2	6	1	0	0	0	0	18	5.6	
Phil Kessel	4	2	2	4	0	2	1	0	0	0	0	17	11.8	Zach Bogosian	4	0	3	3	1	0	0	0	0	0	0	0	0	0.0
Colby Armstrong	4	1	2	3	0	0	0	0	0	0	0	5	20.0	Freddy Modin	4	2	0	2	0	0	0	0	0	0	0	7	28.6	
Francois Beauchemin	3	0	2	-4	0	0	0	0	0	0	0	3	0.0	Ron Hainsey	4	1	1	2	3	0	0	0	1	0	0	6	16.7	
Tim Brent	4	1	0	1	-3	4	0	0	1	0	4	25.0	Rich Peverley	3	0	2	-1	2	0	0	0	0	0	0	0	0	0.0	
Dion Phaneuf	4	1	0	1	-2	4	0	0	0	0	0	6	16.7	Nik Antropov	4	1	0	1	-2	2	0	0	0	0	0	7	14.3	
John Mitchell	1	1	0	1	-1	0	1	0	0	0	0	4	25.0	Evander Kane	3	1	0	1	1	4	1	0	0	0	0	5	20.0	
Tyler Bozak	4	0	1	1	-3	2	0	0	0	0	0	5	0.0	Tim Stapleton	3	1	0	1	1	2	0	0	0	0	0	7	14.3	
Carl Gunnarsson	4	0	1	1	-1	0	0	0	0	0	0	4	0.0	Patrice Cormier	2	1	0	1	0	0	0	0	0	0	0	7	14.3	
Mike Komisarek	4	0	1	1	1	6	0	0	0	0	0	1	0.0	Johnny Oduya	4	0	1	1	-2	0	0	0	0	0	0	3	0.0	
Joey Crabb	3	0	1	1	0	4	0	0	0	0	0	4	0.0	Chris Thorburn	4	0	1	1	3	2	0	0	0	0	0	5	0.0	
Luke Schenn	4	0	0	0	-1	0	0	0	0	0	0	6	0.0	Niclas Bergfors	3	0	1	1	-6	0	0	0	0	0	0	7	0.0	
Darryl Boyce	3	0	0	0	2	0	0	0	0	0	0	0	0.0	Ben Eager	1	0	1	1	1	14	0	0	0	0	0	1	0.0	
Brett Lebda	3	0	0	0	-2	2	0	0	0	0	0	1	0.0	Jim Slater	1	0	1	1	2	2	0	0	0	0	0	1	0.0	
Fredrik Sjostrom	3	0	0	0	-2	0	0	0	0	0	0	2	0.0	Blake Wheeler	1	0	1	1	0	0	0	0	0	0	0	5	0.0	
Colton Orr	2	0	0	0	-1	7	0	0	0	0	0	0	0.0	Eric Boulton	3	0	0	-2	5	0	0	0	0	0	0	3	0.0	
Keith Aulie	1	0	0	0	0	2	0	0	0	0	0	1	0.0	Alexander Burmistrov	3	0	0	0	0	0	0	0	0	0	0	2	0.0	
Mike Brown	1	0	0	0	0	0	0	0	0	0	0	1	0.0	Brent Sopel	3	0	0	-1	0	0	0	0	0	0	0	1	0.0	
Joffrey Lupul	1	0	0	0	-1	0	0	0	0	0	0	3	0.0	Arturs Kulda	1	0	0	0	-1	0	0	0	0	0	0	1	0.0	
Jay Rosehill	1	0	0	0	0	0	0	0	0	0	0	0	0.0	Spencer Machacek	1	0	0	0	0	0	0	0	0	0	0	0	0.0	
														Mark Stuart	1	0	0	-1	0	0	0	0	0	0	2	0.0		
Power Play: 9-20 45.0% / Penalty Killing: 12-16 75.0%																												

Power Play: 9-20 45.0% / Penalty Killing: 12-16 75.0%

Power Play: 4-16 25.0% / Penalty Killing: 11-20 55.0%

## GOALTENDING

MAPLE LEAFS	GP	Min	W-L-OT	SO	GA	SA	SV	GAA	SV%	THRASHERS	GP	Min	W-L-OT	SO	GA	SA	SV	GAA	SV%
James Reimer	3	110	1-0-0	0	3	66	63	1.64	.955	Ondrej Pavelec	3	153	1-2-0	0	13	96	83	5.10	.865
Jean-Sebastien Giguere	2	86	1-0-1	0	7	59	52	4.86	.881	Chris Mason	2	88	1-0-0	0	6	34	28	4.09	.824
Jonas Gustavsson	1	44	0-1-0	0	5	18	13	6.77	.722										

## LEAFS vs. BOSTON BRUINS

Summary for MAPLE LEAFS: Won - 4 Lost - 2 OT - 0

## at TORONTO MAPLE LEAFS

Date	Team	Opponent	Attend	Goaltenders	W Goal
19 Mar '11	Maple Leafs 5	Bruins 2	19,512	Reimer vs Thomas, Rask	Joey Crabb
03 Jan '11	Maple Leafs 1	Bruins 2	19,052	Reimer vs Rask	Marc Savard
04 Dec '10 **	Maple Leafs 3	Bruins 2	19,483	Giguere vs Thomas	Phil Kessel

## at BOSTON BRUINS

Date	Team	Opponent	Attend	Goaltenders	W Goal
31 Mar '11 **	Maple Leafs 4	Bruins 3	17,565	Reimer vs Thomas	Nazem Kadri
15 Feb '11	Maple Leafs 4	Bruins 3	17,565	Reimer vs Thomas	Mikhail Grabovski
28 Oct '10	Maple Leafs 0	Bruins 2	17,565	Gustavsson vs Thomas	Patrice Bergeron

\* - Overtime \*\* - Shootout

Goals by Period:	1st	2nd	3rd	OT	Total	Shots by Period:	1st	2nd	3rd	OT	Total
MAPLE LEAFS	6	5	4	0	15	MAPLE LEAFS	62	52	63	8	185
BRUINS	4	7	3	0	14	BRUINS	57	83	57	5	202

## INDIVIDUAL SCORING

MAPLE LEAFS	GP	G	A	P	+/-	PIM	PP	SH	GW	GT	EN	S	%
Phil Kessel	6	2	3	5	-2	4	2	0	0	0	0	27	7.4
Joffrey Lupul	3	2	3	5	-1	2	1	0	0	0	0	8	25.0
Luke Schenn	6	2	2	4	1	0	0	0	0	0	0	7	28.6
Carl Gunnarsson	5	1	3	4	0	0	0	0	0	0	0	3	33.3
Mikhail Grabovski	6	3	0	3	-2	2	0	0	1	0	0	22	13.6
Joey Crabb	4	1	2	3	2	0	0	0	1	0	0	5	20.0
Nazem Kadri	3	1	2	3	3	0	0	0	0	0	0	8	12.5
Tyler Bozak	6	0	3	3	0	0	0	0	0	0	0	7	0.0
Clarke MacArthur	6	0	2	2	-1	4	0	0	0	0	0	6	0.0
Dion Phaneuf	5	0	2	2	-3	14	0	0	0	0	0	16	0.0
Tomas Kaberle	4	0	2	2	0	0	0	0	0	0	0	7	0.0
Keith Aulie	4	1	0	1	0	4	0	0	0	0	0	2	50.0
Mike Brown	3	1	0	1	2	0	0	0	0	0	0	4	25.0
Kris Versteeg	2	1	0	1	0	1	0	0	0	0	0	9	11.1
Tim Brent	6	0	1	1	-2	2	0	0	0	0	0	5	0.0
Mike Komisarek	5	0	1	1	-2	4	0	0	0	0	0	3	0.0
Darryl Boyce	4	0	1	1	2	0	0	0	0	0	0	5	0.0
Brett Lebda	2	0	1	1	2	2	0	0	0	0	0	3	0.0
Nikolai Kulemin	6	0	0	0	-1	2	0	0	0	0	0	8	0.0
Fredrik Sjöström	5	0	0	0	1	0	0	0	0	0	0	5	0.0
Francois Beauchemin	3	0	0	0	-2	0	0	0	0	0	0	10	0.0
Colton Orr	3	0	0	0	-1	2	0	0	0	0	0	1	0.0
Jay Rosehill	3	0	0	0	-2	14	0	0	0	0	0	3	0.0
Colby Armstrong	2	0	0	0	0	0	0	0	0	0	0	5	0.0
Matt Lashoff	2	0	0	0	1	0	0	0	0	0	0	4	0.0
Luca Caputi	1	0	0	0	0	0	0	0	0	0	0	1	0.0
Christian Hanson	1	0	0	0	0	0	0	0	0	0	0	0	0.0
John Mitchell	1	0	0	0	0	0	0	0	0	0	0	1	0.0
Michael Zigomanis	1	0	0	0	2	0	0	0	0	0	0	0	0.0

Power Play: 4-20 20.0% / Penalty Killing: 15-17 88.2%

## GOALTENDING

MAPLE LEAFS	GP	Min	W-L-OT	SO	GA	SA	SV	GAA	SV%
James Reimer	4	244	3-1-0	0	10	143	133	2.46	.930
Jean-Sebastien Giguere	1	64	1-0-0	0	2	27	25	1.86	.926
Jonas Gustavsson	1	59	0-1-0	0	2	32	30	2.04	.938

## BRUINS

BRUINS	GP	Min	W-L-OT	SO	GA	SA	SV	GAA	SV%
Tuukka Rask	2	72	1-0-0	0	2	44	42	1.67	.955
Tim Thomas	5	297	1-2-2	1	13	141	128	2.62	.908

## LEAFS VS. BOSTON HISTORY

Leafs All-Time Record:  
263-271-98-7Last Leafs win in Toronto:  
Mar. 19, 2011 (5-2)Last two consecutive Leafs wins:  
Mar. 19, 2011 (5-2) & Mar. 31, 2011 (4-3 SO)Leafs All-Time Home Record:  
165-102-51-2Last Leafs win in Boston:  
Mar. 31, 2011 (4-3 SO)Last two consecutive Leafs wins in Toronto:  
Dec. 19, 2009 (2-0) & Mar. 9, 2010 (4-3 OT)Leafs All-Time Road Record:  
98-169-47-5Leafs record in shootout:  
5-3Last two consecutive Leafs wins in Boston:  
Feb. 15, 2011 (4-3) & Mar. 31, 2011 (4-3 SO)

## MOST RECENT NOTABLES VS. BOSTON

Last Leaf shutdown in Toronto:  
Dec. 19, 2009 (2-0) (Jonas Gustavsson)Last Leaf hat trick:  
Jan. 4, 2007 (Alex Steen)Last Leaf shutdown in Boston:  
Mar. 25, 2004 (3-0) (Ed Belfour)Last opponent hat trick vs. Leafs:  
Dec. 5, 2009 (Marc Savard)Last opponent shutdown in Toronto:  
Feb. 20, 2007 (0-3) (Tim Thomas)Last Leaf overtime goal:  
Mar. 9, 2010 vs. BOS (4-3) KULEMIN (Thomas)Last opponent shutdown in Boston:  
Oct. 28, 2010 (2-0) (Tim Thomas)Last opponent overtime goal:  
Apr. 3, 2010 vs. BOS (1-2) SATAN (GUSTAVSSON)

## LEAFS vs. BUFFALO SABRES

Summary for MAPLE LEAFS: Won - 3 Lost - 2 OT - 1

## at TORONTO MAPLE LEAFS

Date	Team	Opponent	Attend	Goaltenders	W Goal
29 Mar '11	Maple Leafs 4	Sabres 3	19,483	Reimer vs Miller	Mikhail Grabovski
12 Mar '11	Maple Leafs 4	Sabres 3	19,347	Reimer vs Miller	Phil Kessel
06 Nov '10 **	Maple Leafs 2	Sabres 3	19,329	Giguere vs Enroth	Tyler Ennis

## at BUFFALO SABRES

Date	Team	Opponent	Attend	Goaltenders	W Goal
16 Feb '11	Maple Leafs 2	Sabres 1	18,414	Giguere, Reimer vs Miller	Joey Crabb
05 Feb '11	Maple Leafs 6	Sabres 6	18,264	Giguere, Reimer vs Miller	Paul Gustad
26 Nov '10	Maple Leafs 1	Sabres 3	18,004	Gustavsson vs Miller	Thomas Vanek

\* - Overtime \*\* - Shootout

Goals by Period:	1st	2nd	3rd	OT	Total	Shots by Period:	1st	2nd	3rd	OT	Total
MAPLE LEAFS	4	6	5	0	15	MAPLE LEAFS	47	65	65	3	180
SABRES	6	8	4	0	18	SABRES	73	71	54	1	199

## INDIVIDUAL SCORING

MAPLE LEAFS	GP	G	A	P	+/-	PIM	PP	SH	GW	GT	EN	S	%
Mikhail Grabovski	6	3	2	5	3	4	0	0	1	0	0	19	15.8
Phil Kessel	6	3	2	5	-1	0	0	1	1	0	0	23	13.0
Clarke MacArthur	6	2	3	5	4	2	0	0	0	0	0	14	14.3
Nikolai Kulemin	6	2	2	4	2	0	0	1	0	0	0	15	13.3
Joey Crabb	4	1	1	2	-1	0	0	1	1	0	0	6	16.7
Dion Phaneuf	4	1	1	2	4	2	0	0	0	0	0	9	11.1
Luke Schenn	6	0	2	2	-2	5	0	0	0	0	0	8	0.0
Carl Gunnarsson	5	0	2	2	-1	2	0	0	0	0	0	4	0.0
Tomas Kaberle	4	0	2	2	2	2	0	0	0	0	0	8	0.0
Joffrey Lupul	3	0	2	2	1	2	0	0	0	0	0	9	0.0
Nazem Kadri	2	0	2	2	0	0	0	0	0	0	0	5	0.0
Tyler Bozak	6	1	0	1	-1	2	0	0	0	0	0	7	14.3
Darryl Boyce	4	1	0	1	-1	4	0	0	0	0	0	6	16.7
Francois Beauchemin	3	1	0	1	-2	0	0	0	0	0	0	3	33.3
Tim Brent	6	0	1	1	1	4	0	0	0	0	0	4	0.0
Kris Versteeg	3	0	1	1	0	4	0	0	0	0	0	5	0.0
Colby Armstrong	2	0	1	1	0	0	0	0	0	0	0	6	0.0
Mike Komisarek	6	0	0	0	-1	14	0	0	0	0	0	5	0.0
Keith Aulie	4	0	0	0	2	0	0	0	0	0	0	3	0.0
Jay Rosehill	4	0	0	0	-1	0	0	0	0	0	0	4	0.0
Fredrik Sjöström	4	0	0	0	-1	0	0	0	0	0	0	4	0.0
Mike Brown	3	0	0	0	-1	4	0	0	0	0	0	5	0.0
Luca Caputi	2	0	0	0	0	0	0	0	0	0	0	0	0.0
Brett Lebda	2	0	0	0	0	0	0	0	0	0	0	3	0.0
John Mitchell	2	0	0	0	-1	0	0	0	0	0	0	3	0.0
Colton Orr	2	0	0	0	0	8	0	0	0	0	0	1	0.0
Christian Hanson	1	0	0	0	0	0	0	0	0	0	0	0	0.0
Korbinian Holzer	1	0	0	0	0	0	0	0	0	0	0	1	0.0
Matt Lashoff	1	0	0	0	2	0	0	0	0	0	0	0	0.0

Power Play: 0-21 0.0% / Penalty Killing: 13-18 72.2%

## GOALTENDING

MAPLE LEAFS	GP	Min	W-L-OT	SO	GA	SA	SV	GAA	SV%
James Reimer	4	200	3-1-0	0	12	118	106	3.60	.898
Jean-Sebastien Giguere	3	105	0-0-1	0	3	53	50	1.71	.943
Jonas Gustavsson	1	58	0-1-0	0	3	28	25	3.09	.893

## SABRES

SABRES	GP	Min	W-L-OT	SO	GA	SA	SV	GAA	SV%
Ryan Miller	5	296	2-3-0	0	13	155	142	2.63	.916
Jonas Enroth	1	64	1-0-0	0	2	25	23	1.86	.920

## LEAFS VS. BUFFALO HISTORY

Leafs All-Time Record:  
61-93-18-6Last Leafs win in Toronto:  
Mar. 29, 2011 (4-3)Last two consecutive Leafs wins:  
Mar. 12, 2011 (4-3) & Mar. 29, 2011 (4-3)Leafs All-Time Home Record:  
35-37-12-4Last Leafs win in Buffalo:  
Feb. 16, 2011 (2-1)Last two consecutive Leafs wins in Toronto:  
Mar. 12, 2011 (4-3) & Mar. 29, 2011 (4-3)Leafs All-Time Road Record:  
26-56-6-2Leafs record in shootout:  
1-3Last two consecutive Leafs wins in Buffalo:  
Mar. 21, 2008 (4-1) & Dec. 12, 2008 (2-1)

## MOST RECENT NOTABLES VS. BUFFALO

Last Leaf shutdown in Toronto:  
Apr. 1, 2006 (7-0) (J.S. Aubin)Last Leaf hat trick:  
Mar. 16, 1990 (Vincent Damphousse)Last Leaf shutdown in Buffalo:  
Nov. 9, 2007 (3-0) (Andrew Raycroft)Last opponent hat trick vs. Leafs:  
Feb. 4, 2009 (Thomas Vanek)Last opponent shutdown in Toronto:  
Nov. 30, 2009 (0-3) (Ryan Miller)Last Leaf overtime goal:  
Mar. 15, 2004 @ BUF (6-5) KABERLE (Biron)Last opponent shutdown in Buffalo:  
Feb. 4, 2009 (0-5) (Ryan Miller)Last opponent overtime goal:  
Dec. 21, 2009 vs. BUF (2-3) ROY (GUSTAVSSON)



LEAFS vs. CALGARY FLAMES

Summary for MAPLE LEAFS: Won - 0 Lost - 1 OT - 1

at TORONTO MAPLE LEAFS

Date	Team	Opponent	Attend	Goalenders	W Goal
15 Jan '11 **	Maple Leafs 1	Flames 2	19,462	Giguere vs Kiprusoff	Olli Jokinen

at CALGARY FLAMES

Date	Team	Opponent	Attend	Goalenders	W Goal
16 Dec '10	Maple Leafs 2	Flames 5	19,289	Giguere, Gustavsson vs Kiprusoff	Olli Jokinen

\* - Overtime \*\* - Shootout

Goals by Period:	1st	2nd	3rd	OT	Total	Shots by Period:	1st	2nd	3rd	OT	Total
MAPLE LEAFS	1	0	2	0	3	MAPLE LEAFS	10	13	26	3	52
FLAMES	1	3	2	0	6	FLAMES	20	26	16	4	66

INDIVIDUAL SCORING

MAPLE LEAFS	GP	G	A	P	+/-	PIM	PP	SH	GW	GT	EN	S	%	FLAMES	GP	G	A	P	+/-	PIM	PP	SH	GW	GT	EN	S	%
Mikhail Grabovski	2	2	0	2	2	6	1	0	0	0	0	6	33.3	Niklas Hagman	2	1	3	4	2	0	1	0	0	0	0	5	20.0
Nikolai Kulemin	2	1	1	2	2	4	0	0	0	0	0	7	14.3	Olli Jokinen	2	1	2	3	1	0	1	0	1	0	0	4	25.0
Clarke MacArthur	2	0	2	2	2	0	0	0	0	0	0	4	0.0	Matt Stajan	2	1	1	2	0	0	0	0	0	0	0	3	33.3
Francois Beauchemin	2	0	1	1	-1	0	0	0	0	0	0	0	0.0	Mikael Backlund	2	1	0	1	1	0	0	0	0	0	0	5	20.0
Kris Versteeg	1	0	1	1	-1	0	0	0	0	0	0	1	0.0	Rene Bourque	2	1	0	1	1	2	0	0	0	0	0	6	16.7
Colby Armstrong	2	0	0	0	-1	0	0	0	0	0	0	1	0.0	Alex Tanguay	2	1	0	1	-1	0	0	0	0	0	0	4	25.0
Tyler Bozak	2	0	0	0	-2	0	0	0	0	0	0	3	0.0	Anton Babchuk	2	0	1	1	1	0	0	0	0	0	0	3	0.0
Tim Brent	2	0	0	0	-1	0	0	0	0	0	0	0	0.0	Mark Giordano	2	0	1	1	0	0	0	0	0	0	0	2	0.0
Tomas Kaberle	2	0	0	0	-1	0	0	0	0	0	0	1	0.0	Jarome Iginla	2	0	1	1	-1	0	0	0	0	0	0	5	0.0
Phil Kessel	2	0	0	0	-2	0	0	0	0	0	0	4	0.0	Brendan Morrison	2	0	1	1	1	0	0	0	0	0	0	4	0.0
Brett Lebda	2	0	0	0	-2	0	0	0	0	0	0	1	0.0	Curtis Glencross	1	0	1	1	1	2	0	0	0	0	0	5	0.0
Colton Orr	2	0	0	0	0	0	0	0	0	0	0	0	0.0	Jay Bouwmeester	2	0	0	0	-1	0	0	0	0	0	0	2	0.0
Dion Phaneuf	2	0	0	0	1	0	0	0	0	0	0	10	0.0	Tim Jackman	2	0	0	0	0	0	0	0	0	0	0	2	0.0
Luke Schenn	2	0	0	0	-2	0	0	0	0	0	0	3	0.0	Ales Kotalik	2	0	0	0	0	1	2	0	0	0	0	8	0.0
Keith Aulie	1	0	0	0	0	2	0	0	0	0	0	1	0.0	David Moss	2	0	0	0	0	0	0	0	0	0	0	4	0.0
Darryl Boyce	1	0	0	0	0	0	0	0	0	0	0	2	0.0	Adam Pardy	2	0	0	0	2	2	0	0	0	0	0	2	0.0
Joey Crabb	1	0	0	0	0	0	0	0	0	0	0	2	0.0	Cory Sarich	2	0	0	0	2	0	0	0	0	0	0	2	0.0
Carl Gunnarsson	1	0	0	0	0	0	0	0	0	0	0	0	0.0	Tom Kostopoulos	1	0	0	0	0	0	0	0	0	0	0	0	0.0
Nazem Kadri	1	0	0	0	-1	0	0	0	0	0	0	1	0.0	Brendan Mikkelsen	1	0	0	0	0	0	0	0	0	0	0	0	0.0
Mike Komisarek	1	0	0	0	0	0	0	0	0	0	0	1	0.0	Robyn Regehr	1	0	0	0	0	0	0	0	0	0	0	0	0.0
John Mitchell	1	0	0	0	-2	0	0	0	0	0	0	1	0.0														
Marcel Mueller	1	0	0	0	0	0	0	0	0	0	0	2	0.0														
Fredrik Sjostrom	1	0	0	0	-1	0	0	0	0	0	0	1	0.0														

Power Play: 1-4 25.0% / Penalty Killing: 4-6 66.7%

GOALTENDING

MAPLE LEAFS	GP	Min	W-L-OT	SO	GA	SA	SV	GAA	SV%
Jean-Sebastien Giguere	2	104	0-1-1	0	5	57	52	2.89	.912
Jonas Gustavsson	1	20	0-0-0	0	1	9	8	3.00	.889

GOALTENDING

FLAMES	GP	Min	W-L-OT	SO	GA	SA	SV	GAA	SV%
Miikka Kiprusoff	2	125	2-0-0	0	3	52	49	1.44	.942

LEAFS VS. CALGARY HISTORY

Leafs All-Time Record: 52-54-12-4	Last Leafs win in Toronto: Mar. 14, 2009 (8-6)	Last two consecutive Leafs wins: Dec. 27, 2002 (4-3) & Jan. 14, 2003 (3-2)
Leafs All-Time Home Record: 30-18-7-2	Last Leafs win in Calgary: Dec. 27, 2002 (4-3)	Last two consecutive Leafs wins in Toronto: Oct. 14, 2006 (5-4 OT) & Mar. 14, 2009 (8-6)
Leafs All-Time Road Record: 22-36-5-2	Leafs record in shootout: 0-1	Last two consecutive Leafs wins in Calgary: Jan. 22, 2002 (6-1) & Dec. 27, 2002 (4-3)

MOST RECENT NOTABLES VS. CALGARY

Last Leaf shutdown in Toronto: Never	Last Leaf hat trick: Oct. 14, 2006 (Mats Sundin)
Last Leaf shutdown in Calgary: Mar. 28, 1993 (4-0) (Darren Puppa)	Last opponent hat trick vs. Leafs: Mar. 14, 2009 (Olli Jokinen)
Last opponent shutdown in Toronto: Dec. 31, 1977 (0-3) (Yves Belanger - *Atlanta)	Last Leaf overtime goal: Oct. 14, 2006 vs. CGY (5-4) SUNDIN (Kiprusoff)
Last opponent shutdown in Calgary: Jan. 6, 2006 (0-1) (Miikka Kiprusoff)	Last opponent overtime goal: Nov. 18, 2003 @ CGY (2-3) Lydman (BELFOUR)



LEAFS vs. CAROLINA HURRICANES

Summary for MAPLE LEAFS: Won - 2 Lost - 2 OT - 0

at TORONTO MAPLE LEAFS

Date	Team	Opponent	Attend	Goalenders	W Goal
03 Feb '11	Maple Leafs 3	Hurricanes 0	19,220	Reimer vs Ward	Clarke MacArthur
28 Dec '10	Maple Leafs 3	Hurricanes 4	19,309	Gustavsson vs Ward	Patrick Dwyer

at CAROLINA HURRICANES

Date	Team	Opponent	Attend	Goalenders	W Goal
16 Mar '11	Maple Leafs 3	Hurricanes 1	15,220	Reimer vs Ward	Dion Phaneuf
24 Jan '11	Maple Leafs 4	Hurricanes 6	16,201	Giguere vs Ward	Jeff Skinner

\* - Overtime \*\* - Shootout

Goals by Period:	1st	2nd	3rd	OT	Total	Shots by Period:	1st	2nd	3rd	OT	Total
MAPLE LEAFS	4	5	4	0	13	MAPLE LEAFS	36	50	41	0	127
HURRICANES	5	1	5	0	11	HURRICANES	31	41	47	0	119

INDIVIDUAL SCORING

MAPLE LEAFS	GP	G	A	P	+/-	PIM	PP	SH	GW	GT	EN	S	%	HURRICANES	GP	G	A	P	+/-	PIM	PP	SH	GW	GT	EN	S	%
Dion Phaneuf	4	2	4	6	1	2	2	0	1	0	0	13	15.4	Eric Staal	4	2	1	3	-1	6	1	0	0	0	0	17	11.8
Phil Kessel	4	2	2	4	-3	0	1	0	0	0	0	17	11.8	Brandon Sutter	4	2	1	3	3	2	0	0	0	0	0	3	66.7
Tim Brent	3	2	2	4	3	2	0	1	0	0	0	5	40.0	Jussi Jokinen	3	0	3	3	1	0	0	0	0	0	0	7	0.0
Tomas Kaberle	3	1	3	4	-1	6	0	0	0	0	0	7	14.3	Jeff Skinner	4	2	0	2	-1	4	1	0	1	0	0	11	18.2
Tyler Bozak	4	1	1	2	1	0	0	0	0	0	0	8	12.5	Joe Corvo	4	1	1	2	-3	0	1	0	0	0	0	12	8.3
Clarke MacArthur	4	1	1	2	-1	7	0	0	1	0	0	11	9.1	Patrick Dwyer	3	1	1	2	0	0	0	0	1	0	0	2	50.0
Darryl Boyce	3	1	1	2	1	4	0	0	0	0	0	2	50.0	Tim Gleason	4	0	2	2	2	22	0	0	0	0	0	3	0.0
Kris Versteeg	3	1	1	2	0	2	0	0	0	0	0	9	11.1	Tuomo Ruutu	4	0	2	2	-1	2	0	0	0	0	0	5	0.0
Mike Brown	2	2	2	2	2	0	1	0	0	0	0	3	33.3	Zach Boychuk	3	0	2	2	2	2	0	0	0	0	0	6	0.0
Joey Crabb	4	0	2	2	2	6	0	0	0	0	0	4	0.0	Erik Cole	4	1	0	1	0	2	0	0	0	0	0	1	12.5
Mikhail Grabovski	4	1	0	1	-1	6	1	0	0	0	0	12	8.3	Chad LaRose	4	1	0	1	-3	7	1	0	0	0	0	12	8.3
Carl Gunnarsson	4	0	1	1	2	0	0	0	0	0	0	5	0.0	Jamie McBain	3	1	0	1	2	4	0	0	0	0	0	5	20.0
Nikolai Kulemin	4	0	1	1	1	2	0	0	0	0	0	6	0.0	Joni Pitkanen	4	0	1	1	-4	6	0	0	0	0	0	7	0.0
Luke Schenn	4	0	1	1	0	2	0	0	0	0	0	4	0.0	Sergei Samsonov	3	0	1	1	0	0	0	0	0	0	0	4	0.0
Colby Armstrong	3	0	1	1	-2	2	0	0	0	0	0	5	0.0	Ian White	3	0	1	1	0	2	0	0	0	0	0	2	0.0
Francois Beauchemin	3	0	1	1	2	2	0	0	0	0	0	3	0.0	Jay Harrison	4	0	0	0	1	4	0	0	0	0	0	1	0.0
Mike Komisarek	4	0	0	0	-2	2	0	0	0	0	0	3	0.0	Troy Bodie	3	0	0	0	-1	0	0	0	0	0	0	3	0.0
Fredrik Sjostrom	4	0	0	0	0	4	0	0	0	0	0	4	0.0	Ryan Carter	3	0	0	0	-1	0	0	0	0	0	0	1	0.0
Keith Aulie	1	0	0	0	1	0	0	0	0	0	0	0	0.0	Jiri Tlustý	3	0	0	0	2	0	0	0	0	0	0	2	0.0
Nazem Kadri	1	0	0	0	0	0	0	0	0	0	0	0	0.0	Bryan Allen	1	0	0	0	0	2	0	0	0	0	0	0	0.0
Matt Lashoff	1	0	0	0	0	0	0	0	0	0	0	0	0.0	Drayson Bowman	1	0	0	0	0	0	0	0	0	0	0	2	0.0

Power Play: 5-21 23.8% / Penalty Killing: 14-18 77.8%

LEAFS vs. CHICAGO BLACKHAWKS

Summary for MAPLE LEAFS: Won - 0 Lost - 1 OT - 0

at TORONTO MAPLE LEAFS

Date	Team	Opponent	Attend	Goaltenders	W Goal
05 Mar '11	Maple Leafs 3	Blackhawks 5	19,646	Giguere, Reimer (L) vs Crawford	Viktor Stalberg

at CHICAGO BLACKHAWKS

Date	Team	Opponent	Attend	Goaltenders	W Goal
No Games					

\* - Overtime \*\* - Shootout

Goals by Period:	1st	2nd	3rd	OT	Total	Shots by Period:	1st	2nd	3rd	OT	Total
MAPLE LEAFS	0	1	2	0	3	MAPLE LEAFS	7	13	13	0	33
BLACKHAWKS	3	2	0	0	5	BLACKHAWKS	9	10	6	0	25

INDIVIDUAL SCORING

MAPLE LEAFS	GP	G	A	P	+/-	PIM	PP	SH	GW	GT	EN	S	%	BLACKHAWKS	GP	G	A	P	+/-	PIM	PP	SH	GW	GT	EN	S	%
Luke Schenn	1	1	1	2	1	0	0	0	0	0	0	2	50.0	Marian Hossa	1	1	1	2	2	0	0	0	0	0	0	2	50.0
Joey Crabb	1	1	0	1	0	0	0	0	0	0	0	3	33.3	Bryan Bickell	1	1	0	1	2	0	0	0	0	0	0	2	50.0
Joffrey Lupul	1	1	0	1	-1	2	0	0	0	0	0	3	33.3	Michael Frolik	1	1	0	1	0	0	0	0	0	0	0	3	33.3
Colby Armstrong	1	0	0	0	0	2	0	0	0	0	0	2	0.0	Viktor Stalberg	1	1	0	1	0	2	0	1	0	0	3	33.3	
Keith Aulie	1	0	0	0	-2	2	0	0	0	0	0	3	0.0	Jonathan Toews	1	1	0	1	0	0	0	0	0	0	0	2	50.0
Darryl Boyce	1	0	0	0	1	0	0	0	0	0	0	0	0.0	Dave Bolland	1	0	1	1	2	0	0	0	0	0	0	2	0.0
Tyler Bozak	1	0	0	0	-2	0	0	0	0	0	0	1	0.0	Troy Brouwer	1	0	1	1	0	0	0	0	0	0	0	2	0.0
Tim Brent	1	0	0	0	0	2	0	0	0	0	0	0	0.0	Jake Dowell	1	0	1	1	0	0	0	0	0	0	0	0	0.0
Mike Brown	1	0	0	0	0	0	0	0	0	0	0	4	0.0	Ryan Johnson	1	0	1	1	0	0	0	0	0	0	0	0	0.0
Mikhail Grabovski	1	0	0	0	-1	0	0	0	0	0	0	3	0.0	Patrick Kane	1	0	1	1	0	0	0	0	0	0	0	2	0.0
Carl Gunnarsson	1	0	0	0	0	0	0	0	0	0	0	0	0.0	Tomas Kopecky	1	0	1	1	0	0	0	0	0	0	0	0	0.0
Phil Kessel	1	0	0	0	-1	0	0	0	0	0	0	6	0.0	Brent Seabrook	1	0	1	1	-1	0	0	0	0	0	0	1	0.0
Mike Komisarek	1	0	0	0	-2	0	0	0	0	0	0	0	0.0	Brian Campbell	1	0	0	2	2	0	0	0	0	0	0	1	0.0
Nikolai Kulemin	1	0	0	0	-1	0	0	0	0	0	0	1	0.0	Chris Campoli	1	0	0	0	1	0	0	0	0	0	0	1	0.0
Brett Lebda	1	0	0	0	0	0	0	0	0	0	0	0	0.0	Niklas Hjalmarsson	1	0	0	0	0	0	0	0	0	0	0	0	0.0
Clarke MacArthur	1	0	0	0	-1	0	0	0	0	0	0	2	0.0	Duncan Keith	1	0	0	0	1	0	0	0	0	0	0	0	0.0
Dion Phaneuf	1	0	0	0	-1	0	0	0	0	0	0	3	0.0	Nick Leddy	1	0	0	0	1	2	0	0	0	0	0	0	0.0
Fredrik Sjostrom	1	0	0	0	0	0	0	0	0	0	0	0	0.0	Patrick Sharp	1	0	0	0	-1	0	0	0	0	0	0	4	0.0

Power Play: 0-5 0.0% / Penalty Killing: 4-4 100.0%

Power Play: 0-4 0.0% / Penalty Killing: 5-5 100.0%

GOALTENDING

MAPLE LEAFS	GP	Min	W-L-OT	SO	GA	SA	SV	GAA	SV%
Jean-Sebastien Giguere	1	19	0-0-0	0	0	6	6	0.00	1.000
James Reimer	1	40	0-1-0	0	5	19	14	7.50	.737

GOALTENDING

BLACKHAWKS	GP	Min	W-L-OT	SO	GA	SA	SV	GAA	SV%
Corey Crawford	1	60	1-0-0	0	3	33	30	3.00	.909

LEAFS VS. CHICAGO HISTORY

<b>Leafs All-Time Record:</b> 284-257-96-1	<b>Last Leafs win in Toronto:</b> Dec. 1, 2001 (4-1)	<b>Last two consecutive Leafs wins:</b> Dec. 1, 2001 (4-1) & Feb. 12, 2003 (3-1)
<b>Leafs All-Time Home Record:</b> 164-99-54-1	<b>Last Leafs win in Chicago:</b> Feb. 12, 2003 (3-1)	<b>Last two consecutive Leafs wins in Toronto:</b> Mar. 31, 1990 (6-4) & Oct. 20, 1990 (6-2)
<b>Leafs All-Time Road Record:</b> 120-158-42-0	<b>Leafs record in shootout:</b> 0-0	<b>Last two consecutive Leafs wins in Chicago:</b> Nov. 30, 2001 (2-1) & Feb. 12, 2003 (3-1)

MOST RECENT NOTABLES VS. CHICAGO

<b>Last Leaf shutout in Toronto:</b> Mar. 30, 1968 (3-0) (Johnny Bower)	<b>Last Leaf hat trick:</b> Nov. 12, 1998 (Mats Sundin)
<b>Last Leaf shutout in Chicago:</b> Apr. 6, 2001 (1-0) (Curtis Joseph)	<b>Last opponent hat trick vs. Leafs:</b> Jan. 1, 1993 (Michel Goulet)
<b>Last opponent shutout in Toronto:</b> Mar. 30, 2000 (0-4) (Jocelyn Thibault)	<b>Last Leaf overtime goal:</b> Jan. 24, 1997 @ CHI (2-1) MULLER (Hackett)
<b>Last opponent shutout in Chicago:</b> Nov. 5, 1992 (0-1) (Ed Belfour)	<b>Last opponent overtime goal:</b> Nov. 22, 2008 vs. CHI (4-5) Bolland (TOSKALA)



LEAFS vs. COLORADO AVALANCHE

Summary for MAPLE LEAFS: Won - 1 Lost - 0 OT - 0

at TORONTO MAPLE LEAFS

No Games

at COLORADO AVALANCHE

Date	Team	Opponent	Attend	Goaltenders	W Goal
24 Mar '11	Maple Leafs 4	Avalanche 3	14,364	Reimer vs Budaj (L), Elliott	Phil Kessel

\* - Overtime \*\* - Shootout

Goals by Period:	1st	2nd	3rd	OT	Total	Shots by Period:	1st	2nd	3rd	OT	Total
MAPLE LEAFS	2	1	1	0	4	MAPLE LEAFS	9	10	8	0	27
AVALANCHE	1	1	1	0	3	AVALANCHE	3	13	12	0	28

INDIVIDUAL SCORING

MAPLE LEAFS	GP	G	A	P	+/-	PIM	PP	SH	GW	GT	EN	S	%	AVALANCHE	GP	G	A	P	+/-	PIM	PP	SH	GW	GT	EN	S	%
Nikolai Kulemin	1	2	0	2	2	0	0	0	0	0	0	3	66.7	Erik Johnson	1	0	3	3	2	0	0	0	0	0	0	1	0.0
Clarke MacArthur	1	0	2	2	2	0	0	0	0	0	0	1	0.0	Ryan O'Reilly	1	1	1	2	1	0	1	0	0	0	0	3	33.3
Dion Phaneuf	1	0	2	2	-1	0	0	0	0	0	0	1	0.0	Matt Duchene	1	1	0	1	-1	0	0	0	0	0	0	6	16.7
Tyler Bozak	1	1	0	1	-1	0	0	0	0	0	0	2	50.0	Daniel Winnik	1	1	0	1	-1	0	0	1	0	0	0	2	50.0
Phil Kessel	1	1	0	1	-1	0	1	0	1	0	0	3	33.3	Jay McClement	1	0	1	1	0	0	0	0	0	0	0	1	0.0
Mikhail Grabovski	1	0	1	1	2	0	0	0	0	0	0	2	0.0	Ryan Stoa	1	0	1	1	0	0	0	0	0	0	0	1	0.0
Carl Gunnarsson	1	0	1	1	3	0	0	0	0	0	0	2	0.0	Cameron Gaunce	1	0	0	0	5	0	0	0	0	0	0	1	0.0
Joffrey Lupul	1	0	1	1	-1	0	0	0	0	0	0	1	0.0	Milan Hejduk	1	0	0	0	0	0	0	0	0	0	0	3	0.0
Luke Schenn	1	0	1	1	0	0	0	0	0	0	0	5	0.0	Jonas Holos	1	0	0	0	0	0	0	0	0	0	0	0	0.0
Keith Aulie	1	0	0	0	0	0	0	0	0	0	0	1	0.0	David Jones	1	0	0	-2	0	0	0	0	0	0	0	1	0.0
Darryl Boyce	1	0	0	0	0	0	0	0	0	0	0	0	0.0	John-Michael Liles	1	0	0	-1	2	0	0	0	0	0	0	1	0.0
Tim Brent	1	0	0	0	2	0	0	0	0	0	0	0	0.0	Cody McLeod	1	0	0	-1	2	0	0	0	0	0	0	0	0.0
Mike Brown	1	0	0	0	0	0	0	0	0	0	0	2	0.0	Ryan O'Byrne	1	0	0	-3	0	0	0	0	0	0	0	0	0.0
Joey Crabb	1	0	0	0	0	0	0	0	0	0	0	1	0.0	Mark Olver	1	0	0	0	0	0	0	0	0	0	0	0	0.0
Nazem Kadri	1	0	0	0	-1	0	0	0	0	0	0	2	0.0	Kevin Porter	1	0	0	1	0	0	0	0	0	0	0	2	0.0
Mike Komisarek	1	0	0	0	5	0	0	0	0	0	0	0	0.0	Paul Stastny	1	0	0	0	0	0	0	0	0	0	0	4	0.0
Matt Lashoff	1	0	0	0	0	0	0	0	0	0	0	1	0.0	Ryan Wilson	1	0	0	0	0	0	0	0	0	0	0	0	0.0
Fredrik Sjostrom	1	0	0	0	2	0	0	0	0	0	0	0	0.0	Brandon Vip	1	0	0	-1	2	0	0	0	0	0	0	2	0.0

Power Play: 1-3 33.3% / Penalty Killing: 1-2 50.0%

Power Play: 1-2 50.0% / Penalty Killing: 2-3 66.7%

GOALTENDING

MAPLE LEAFS	GP	Min	W-L-OT	SO	GA	SA	SV	GAA	SV%
James Reimer	1	60	1-0-0	0	3	28	25	3.00	.893

GOALTENDING

AVALANCHE	GP	Min	W-L-OT	SO	GA	SA	SV	GAA	SV%
Brian Elliott	1	55	0-0-0	0	3	26	23	3.28	.885
Peter Budaj	1	4	0-1-0	0	1	1	0	15.86	.000

LEAFS VS. COLORADO HISTORY

<b>Leafs All-Time Record:</b> 25-35-9-0	<b>Last Leafs win in Toronto:</b> Mar. 20, 2004 (5-2)	<b>Last two consecutive Leafs wins:</b> Nov. 4, 1998 (3-0) & Oct. 6, 1999 (2-1)
<b>Leafs All-Time Home Record:</b> 16-17-4-0	<b>Last Leafs win in Colorado:</b> Mar. 24, 2011 (4-3)	<b>Last two consecutive Leafs wins in Toronto:</b> Nov. 4, 1998 (3-0) & Oct. 6, 1999 (2-1)
<b>Leafs All-Time Road Record:</b> 9-18-5-0	<b>Leafs record in shootout:</b> 0-0	<b>Last two consecutive Leafs wins in Colorado:</b> Jan. 29, 2009 (7-4) & Mar. 24, 2011 (4-3)

MOST RECENT NOTABLES VS. COLORADO

<b>Last Leaf shutout in Toronto:</b> Nov. 4, 1998 (3-0) (Curtis Joseph)	<b>Last Leaf hat trick:</b> Dec. 21, 1996 (Mats Sundin)
<b>Last Leaf shutout in Colorado:</b> Never	<b>Last Opponent hat trick vs. Leafs:</b> Nov. 26, 1992 (Owen Nolan - *Quebec)
<b>Last opponent shutout in Toronto:</b> Jan. 25, 2003 (0-3) (Patrick Roy)	<b>Last Leaf overtime goal:</b> Mar. 17, 1992 vs. QUE (4-3) ANDERSON (Fiset)
<b>Last opponent shutout in Colorado:</b> Mar. 3, 1996 (0-4) (Patrick Roy)	<b>Last opponent overtime goal:</b> Nov. 26, 1992 vs. QUE (4-5) Nolan (POTVIN)





LEAFS vs. COLUMBUS BLUE JACKETS

Summary for MAPLE LEAFS: Won - 0 Lost - 1 OT - 0

at TORONTO MAPLE LEAFS

Date	Team	Opponent	Attend	Goaltenders	W Goal
30 Dec '10	Maple Leafs 2	Blue Jackets 3	19,148	Gustavsson vs Mason	RJ Umberger

at COLUMBUS BLUE JACKETS

No Games

\* - Overtime \*\* - Shootout

Goals by Period:	1st	2nd	3rd	OT	Total	Shots by Period:	1st	2nd	3rd	OT	Total
MAPLE LEAFS	2	0	0	0	2	MAPLE LEAFS	12	3	7	0	22
BLUE JACKETS	1	1	1	0	3	BLUE JACKETS	10	11	11	0	32

LEAFS vs. DALLAS STARS

Summary for MAPLE LEAFS: Won - 1 Lost - 0 OT - 0

at TORONTO MAPLE LEAFS

Date	Team	Opponent	Attend	Goaltenders	W Goal
22 Nov '10	Maple Leafs 4	Stars 1	19,266	Gustavsson vs Lehtonen	Nikolai Kulemin

at DALLAS STARS

No Games

\* - Overtime \*\* - Shootout

Goals by Period:	1st	2nd	3rd	OT	Total	Shots by Period:	1st	2nd	3rd	OT	Total
MAPLE LEAFS	1	2	1	0	4	MAPLE LEAFS	7	10	9	0	26
STARS	0	1	0	0	1	STARS	6	9	7	0	22

INDIVIDUAL SCORING

MAPLE LEAFS	GP	G	A	P	+/-	PIM	PP	SH	GW	GT	EN	S	%	BLUE JACKETS	GP	G	A	P	+/-	PIM	PP	SH	GW	GT	EN	S	%	
Tyler Bozak	1	1	0	1	0	0	1	0	0	0	0	2	50.0	Kristian Huselius	1	2	0	2	2	0	0	0	0	0	0	5	40.0	
Nikolai Kulemin	1	1	0	1	0	0	0	0	0	0	0	2	50.0	Rick Nash	1	0	2	2	2	0	0	0	0	0	0	5	0.0	
Darryl Boyce	1	0	1	1	0	0	0	0	0	0	0	0	0.0	Antoine Vermette	1	0	2	2	2	0	0	0	0	0	0	4	0.0	
Phil Kessel	1	0	1	1	-1	0	0	0	0	0	0	4	0.0	RJ Umberger	1	1	0	1	-1	0	1	0	1	0	0	2	50.0	
Clarke MacArthur	1	0	1	1	0	0	0	0	0	0	0	1	0.0	Jan Hejda	1	0	1	1	2	0	0	0	0	0	0	0	0.0	
Colby Armstrong	1	0	0	0	0	0	0	0	0	0	0	0	0.0	Kris Russell	1	0	1	1	2	0	0	0	0	0	0	0	1	0.0
Francois Beauchemin	1	0	0	0	-1	0	0	0	0	0	0	2	0.0	Jared Boll	1	0	0	0	0	0	0	0	0	0	0	0	1	0.0
Tim Brent	1	0	0	0	0	0	0	0	0	0	0	0	0.0	Derrick Brassard	1	0	0	0	-1	0	0	0	0	0	0	0	1	0.0
Joey Crabb	1	0	0	0	-1	2	0	0	0	0	0	1	0.0	Chris Clark	1	0	0	0	0	0	0	0	0	0	0	0	2	0.0
Carl Gunnarsson	1	0	0	0	1	0	0	0	0	0	0	0	0.0	Derek Dorsett	1	0	0	0	-1	0	0	0	0	0	0	0	1	0.0
Tomas Kaberle	1	0	0	0	-1	0	0	0	0	0	0	1	0.0	Rostislav Klesla	1	0	0	0	2	0	0	0	0	0	0	0	1	0.0
Mike Komisarek	1	0	0	0	1	0	0	0	0	0	0	1	0.0	Marc Methot	1	0	0	0	0	0	0	0	0	0	0	0	0	0.0
John Mitchell	1	0	0	0	0	0	0	0	0	0	0	0	0.0	Ethan Moreau	1	0	0	0	0	0	0	0	0	0	0	0	1	0.0
Colton Orr	1	0	0	0	0	0	0	0	0	0	0	1	0.0	Andrew Murray	1	0	0	0	0	0	0	0	0	0	0	0	3	0.0
Dion Phaneuf	1	0	0	0	-1	2	0	0	0	0	0	4	0.0	Samuel Pahlsson	1	0	0	0	0	0	0	0	0	0	0	0	4	0.0
Luke Schenn	1	0	0	0	-1	0	0	0	0	0	0	2	0.0	Anton Stralman	1	0	0	0	-1	0	0	0	0	0	0	0	0	0.0
Fredrik Sjostrom	1	0	0	0	0	0	0	0	0	0	0	0	0.0	Fedor Tyutin	1	0	0	0	-1	0	0	0	0	0	0	0	0	0.0
Kris Versteeg	1	0	0	0	0	0	0	0	0	0	0	1	0.0	Kyle Wilson	1	0	0	0	0	0	0	0	0	0	0	0	1	0.0

Power Play: 1-1 100.0% / Penalty Killing: 1-2 50.0%

Power Play: 1-2 50.0% / Penalty Killing: 0-1 0.0%

GOALTENDING

MAPLE LEAFS	GP	Min	W-L-OT	SO	GA	SA	SV	GAA	SV%
Jonas Gustavsson	1	58	0-1-0	0	3	32	29	3.08	.906

GOALTENDING

BLUE JACKETS	GP	Min	W-L-OT	SO	GA	SA	SV	GAA	SV%
Steve Mason	1	60	1-0-0	0	2	22	20	2.00	.909

INDIVIDUAL SCORING

MAPLE LEAFS	GP	G	A	P	+/-	PIM	PP	SH	GW	GT	EN	S	%	STARS	GP	G	A	P	+/-	PIM	PP	SH	GW	GT	EN	S	%		
Nikolai Kulemin	1	2	0	2	2	0	0	0	1	0	0	5	40.0	Brad Richards	1	1	0	1	-1	0	0	0	0	0	0	4	25.0		
Kris Versteeg	1	1	1	2	2	0	0	0	0	0	0	1	100.0	Loui Eriksson	1	0	1	1	-1	0	0	0	0	0	0	0	1	0.0	
Mikhail Grabovski	1	0	2	2	2	0	0	0	0	0	0	3	0.0	Steve Ott	1	0	1	1	-1	0	0	0	0	0	0	0	0	0.0	
Tyler Bozak	1	1	0	1	0	0	0	0	0	0	0	4	25.0	Krystofer Barch	1	0	0	0	-1	5	0	0	0	0	0	0	1	0.0	
Nazem Kadri	1	0	1	1	0	2	0	0	0	0	0	5	0.0	Jamie Benn	1	0	0	0	-1	0	0	0	0	0	0	0	2	0.0	
Clarke MacArthur	1	0	1	1	2	0	0	0	0	0	0	0	0.0	Adam Burish	1	0	0	0	0	0	0	0	0	0	0	0	0	1	0.0
Luke Schenn	1	0	1	1	1	0	0	0	0	0	0	3	0.0	Trevor Daley	1	0	0	0	0	0	0	0	0	0	0	0	0	0	0.0
Keith Aulie	1	0	0	0	1	0	0	0	0	0	0	0	0.0	Mark Fistric	1	0	0	0	1	0	0	0	0	0	0	0	0	0	0.0
Francois Beauchemin	1	0	0	0	2	0	0	0	0	0	0	0	0.0	Nicklas Grossman	1	0	0	0	-2	0	0	0	0	0	0	0	0	0	0.0
Tim Brent	1	0	0	0	1	0	0	0	0	0	0	0	0.0	Brenden Morrow	1	0	0	0	-2	0	0	0	0	0	0	0	7	0.0	
Mike Brown	1	0	0	0	0	0	0	0	0	0	0	1	0.0	James Neal	1	0	0	0	-1	2	0	0	0	0	0	0	3	0.0	
Carl Gunnarsson	1	0	0	0	0	0	0	0	0	0	0	0	0.0	Matt Niskanen	1	0	0	0	1	0	0	0	0	0	0	0	1	0.0	
Tomas Kaberle	1	0	0	0	1	0	0	0	0	0	0	0	0.0	Toby Petersen	1	0	0	0	0	0	0	0	0	0	0	0	0	1	0.0
Phil Kessel	1	0	0	0	-1	0	0	0	0	0	0	1	0.0	Mike Ribeiro	1	0	0	0	-3	0	0	0	0	0	0	0	1	0.0	
Mike Komisarek	1	0	0	0	1	0	0	0	0	0	0	2	0.0	Stephane Robidas	1	0	0	0	-4	0	0	0	0	0	0	0	0	0	0.0
John Mitchell	1	0	0	0	0	0	0	0	0	0	0	0	0.0	Karlis Skrastins	1	0	0	0	-1	0	0	0	0	0	0	0	0	0	0.0
Colton Orr	1	0	0	0	0	7	0	0	0	0	0	0	0.0	Brian Sutherby	1	0	0	0	0	0	0	0	0	0	0	0	0	0	0.0
Fredrik Sjostrom	1	0	0	0	1	0	0	0	0	0	0	1	0.0	Tom Wandell	1	0	0	0	0	0	0	0	0	0	0	0	0	0	0.0

Power Play: 0-1 0.0% / Penalty Killing: 2-2 100.0%

Power Play: 0-2 0.0% / Penalty Killing: 1-1 100.0%

GOALTENDING

MAPLE LEAFS	GP	Min	W-L-OT	SO	GA	SA	SV	GAA	SV%
Jonas Gustavsson	1	60	1-0-0	0	1	22	21	1.00	.955

GOALTENDING

STARS	GP	Min	W-L-OT	SO	GA	SA	SV	GAA	SV%
Kari Lehtonen	1	58	0-1-0	0	3	25	22	3.11	.880

LEAFS VS. COLUMBUS HISTORY

<b>Leafs All-Time Record:</b> 5-1-2	<b>Last Leafs win in Toronto:</b> Feb. 19, 2008 (3-1)	<b>Last two consecutive Leafs wins:</b> Oct. 20, 2006 (4-2) & Feb. 19, 2008 (3-1)
<b>Leafs All-Time Home Record:</b> 3-1-1	<b>Last Leafs win in Columbus:</b> Dec. 3, 2009 (6-3)	<b>Last two consecutive Leafs wins in Toronto:</b> Feb. 12, 2004 (4-1) & Feb. 19, 2008 (3-1)
<b>Leafs All-Time Road Record:</b> 2-0-0-1	<b>Leafs record in shootout:</b> 0-1	<b>Last two consecutive Leafs wins in Columbus:</b> Oct. 20, 2006 (4-2) & Dec. 3, 2009 (6-3)

LEAFS VS. DALLAS HISTORY

<b>Leafs All-Time Record:</b> 86-88-28-1	<b>Last Leafs win in Toronto:</b> Nov. 22, 2010 (4-1)	<b>Last two consecutive Leafs wins:</b> Oct. 25, 1999 (4-0) & Jan. 20, 1999 (6-4)
<b>Leafs All-Time Home Record:</b> 50-37-17-0	<b>Last Leafs win in Dallas:</b> Oct. 22, 2003 (3-1)	<b>Last two consecutive Leafs wins in Toronto:</b> Apr. 14, 1995 (2-1) & Dec. 9, 1995 (3-1)
<b>Leafs All-Time Road Record:</b> 36-51-11-1	<b>Leafs record in shootout:</b> 0-0	<b>Last two consecutive Leafs wins in Dallas:</b> (Minnesota): Apr. 5, 1994 (6-4) & Jan. 30, 1995 (2-1)

MOST RECENT NOTABLES VS. COLUMBUS

<b>Last Leaf shutdown in Toronto:</b> Never	<b>Last Leaf hat trick:</b> Never
<b>Last Leaf shutdown in Columbus:</b> Never	<b>Last opponent hat trick vs. Leafs:</b> Mar. 20, 2003 (Tyler Wright)
<b>Last opponent shutdown in Toronto:</b> Never	<b>Last Leaf overtime goal:</b> Never
<b>Last opponent shutdown in Columbus:</b> Never	<b>Last opponent overtime goal:</b> Mar. 20, 2003 @ CLB (3-4) Wright (KIDD)



MOST RECENT NOTABLES VS. DALLAS

<b>Last Leaf shutdown in Toronto:</b> Oct. 25, 1999 (4-0) (Curtis Joseph)	<b>Last Leaf hat trick:</b> Apr. 3, 1985 (Bill Derlago - *vs. Minnesota)
<b>Last Leaf shutdown in Dallas:</b> Mar. 26, 1998 (1-0) (Felix Potvin)	<b>Last Opponent hat trick vs. Leafs:</b> Dec. 23, 2008 (James Neal)
<b>Last opponent shutdown in Toronto:</b> Dec. 21, 1987 (0-0) (Kari Takko - *Minnesota)	<b>Last Leaf overtime goal:</b> Jan. 13, 1994 vs. DAL (4-3) ANDERSON (Potvin)
<b>Last opponent shutdown in Dallas:</b> Oct. 19, 1996 (0-2) (Andy Moog)	<b>Last opponent overtime goal:</b> Oct. 28, 2009 @ DAL (3-4) Neal (GUSTAVSSON)



LEAFS vs. DETROIT RED WINGS

Summary for MAPLE LEAFS: Won - 0 Lost - 1 OT - 0

at TORONTO MAPLE LEAFS

No Games

at DETROIT RED WINGS

Date	Team	Opponent	Attend	Goaltenders	W Goal
26 Mar '11	Maple Leafs 2	Red Wings 4	20,066	Reimer vs MacDonald (W), Howard	Jiri Hudler
* - Overtime ** - Shootout					

Goals by Period:	1st	2nd	3rd	OT	Total	Shots by Period:	1st	2nd	3rd	OT	Total
MAPLE LEAFS	1	0	1	0	2	MAPLE LEAFS	9	5	10	0	24
RED WINGS	1	1	2	0	4	RED WINGS	15	4	10	0	29

INDIVIDUAL SCORING

MAPLE LEAFS	GP	G	A	P	+/-	PIM	PP	SH	GW	GT	EN	S	%	RED WINGS	GP	G	A	P	+/-	PIM	PP	SH	GW	GT	EN	S	%
Nazem Kadri	1	1	0	1	0	0	0	0	0	0	0	3	33.3	Jiri Hudler	1	1	1	2	1	2	0	0	0	0	2	50.0	
Joffrey Lupul	1	1	0	1	1	2	0	0	0	0	0	1	100.0	Henrik Zetterberg	1	1	1	2	-1	0	1	0	0	0	0	1	100.0
Joey Crabb	1	0	1	1	2	0	0	0	0	0	0	2	0.0	Niklas Kronwall	1	0	2	2	0	0	0	0	0	0	0	1	0.0
Phil Kessel	1	0	1	1	0	0	0	0	0	0	0	2	0.0	Todd Bertuzzi	1	1	0	1	0	0	0	0	0	0	0	1	25.0
Dion Phaneuf	1	0	1	1	2	0	0	0	0	0	0	3	0.0	Tomas Holmstrom	1	1	0	1	-1	0	1	0	0	0	0	2	50.0
Keith Aulie	1	0	0	1	0	0	0	0	0	0	0	1	0.0	Nicklas Lidstrom	1	0	1	1	1	0	0	0	0	0	0	0	0.0
Darryl Boyce	1	0	0	1	5	0	0	0	0	0	0	0	0.0	Brian Rafalski	1	0	1	1	-1	0	0	0	0	0	0	1	0.0
Tyler Bozak	1	0	0	0	0	0	0	0	0	0	0	0	0.0	Justin Abdelkader	1	0	0	0	1	5	0	0	0	0	0	1	0.0
Tim Brent	1	0	0	0	0	0	0	0	0	0	0	0	0.0	Danny Cleary	1	0	0	0	0	0	0	0	0	0	0	2	0.0
Mike Brown	1	0	0	0	0	0	0	0	0	0	0	0	0.0	Kris Draper	1	0	0	0	-1	0	0	0	0	0	0	0	0.0
Mikhail Grabovski	1	0	0	0	-1	0	0	0	0	0	0	4	0.0	Patrick Eaves	1	0	0	0	0	0	0	0	0	0	0	2	0.0
Carl Gunnarsson	1	0	0	0	-1	0	0	0	0	0	0	4	0.0	Jonathan Ericsson	1	0	0	0	0	0	0	0	0	0	0	0	0.0
Mike Komisarek	1	0	0	0	0	0	0	0	0	0	0	0	0.0	Valtteri Filppula	1	0	0	0	1	0	0	0	0	0	0	2	0.0
Nikolai Kulemin	1	0	0	0	-1	0	0	0	0	0	0	2	0.0	Darren Helm	1	0	0	0	0	2	0	0	0	0	0	5	0.0
Brett Lebda	1	0	0	0	0	0	0	0	0	0	0	1	0.0	Jakub Kindl	1	0	0	0	-1	2	0	0	0	0	0	1	0.0
Clarke MacArthur	1	0	0	0	-2	0	0	0	0	0	0	0	0.0	Drew Miller	1	0	0	0	0	0	0	0	0	0	0	0	0.0
Luke Schenn	1	0	0	0	-2	0	0	0	0	0	0	1	0.0	Mike Modano	1	0	0	0	0	0	0	0	0	0	0	3	0.0
Fredrik Sjostrom	1	0	0	0	0	0	0	0	0	0	0	0	0.0	Brad Stuart	1	0	0	0	1	2	0	0	0	0	0	2	0.0

Power Play: 0-4 0.0% / Penalty Killing: 0-2 0.0%

Power Play: 2-2 100.0% / Penalty Killing: 4-4 100.0%

GOALTENDING										GOALTENDING									
MAPLE LEAFS	GP	Min	W-L-OT	SO	GA	SA	SV	GAA	SV%	RED WINGS	GP	Min	W-L-OT	SO	GA	SA	SV	GAA	SV%
James Reimer	1	59	0-1-0	0	3	28	25	3.04	.893	Joey MacDonald	1	14	1-0-0	0	0	7	7	0.00	1.000
										Jimmy Howard	1	46	0-0-0	0	2	17	15	2.60	.882

LEAFS VS. DETROIT HISTORY

Leafs All-Time Record: 275-275-93-0	Last Leafs win in Toronto: Nov. 7, 2009 (5-1)	Last two consecutive Leafs wins: Oct. 9, 2008 (3-2) & Nov. 7, 2009 (5-1)
Leafs All-Time Home Record: 166-105-47-0	Last Leafs win in Detroit: Oct. 9, 2008 (3-2)	Last two consecutive Leafs wins in Toronto: Feb. 9, 2008 (3-2 OT) & Nov. 7, 2009 (5-1)
Leafs All-Time Road Record: 109-170-46-0	Leafs record in shootout: 0-0	Last two consecutive Leafs wins in Detroit: Mar. 16, 2000 (4-3 OT) & Dec. 6, 2000 (3-0)

MOST RECENT NOTABLES VS. DETROIT

Last Leaf shutout in Toronto: Nov. 15, 1986 (6-0) (Allan Bester)	Last Leaf hat trick: Mar. 4, 1994 (Wendel Clark)
Last Leaf shutout in Detroit: Dec. 6, 2000 (3-0) (Curtis Joseph)	Last opponent hat trick vs. Leafs: Dec. 27, 1997 (Kirk Maltby)
Last opponent shutout in Toronto: Jan. 3, 1976 (0-1) (Jim Rutherford)	Last Leaf overtime goal: Feb. 9, 2008 (3-2) ANTROPOV (Hasek)
Last opponent shutout in Detroit: Oct. 25, 1991 (0-4) (Riendeau/Chevelade)	Last opponent overtime goal: Mar. 20, 1996 vs. DET (3-4) McCarty (BEAUPRE)



LEAFS vs. EDMONTON OILERS

Summary for MAPLE LEAFS: Won - 1 Lost - 1 OT - 0

at TORONTO MAPLE LEAFS

Date	Team	Opponent	Attend	Goaltenders	W Goal
02 Dec '10	Maple Leafs 0	Oilers 5	19,465	Giguere, Gustavsson (L) vs Khabibulin	Jordan Eberle

at EDMONTON OILERS

Date	Team	Opponent	Attend	Goaltenders	W Goal
14 Dec '10	Maple Leafs 4	Oilers 1	16,839	Giguere vs Khabibulin	Mikhail Grabovski
* - Overtime ** - Shootout					

Goals by Period:	1st	2nd	3rd	OT	Total	Shots by Period:	1st	2nd	3rd	OT	Total
MAPLE LEAFS	1	2	1	0	4	MAPLE LEAFS	24	24	19	0	67
OILERS	2	2	2	0	6	OILERS	16	11	16	0	43

INDIVIDUAL SCORING

MAPLE LEAFS	GP	G	A	P	+/-	PIM	PP	SH	GW	GT	EN	S	%	OILERS	GP	G	A	P	+/-	PIM	PP	SH	GW	GT	EN	S	%
Phil Kessel	2	1	1	2	-1	0	1	0	0	0	0	12	8.3	Jordan Eberle	2	2	2	4	2	0	0	1	0	4	50.0		
Kris Versteeg	2	1	1	2	-1	2	0	0	0	0	0	6	16.7	Ryan Whitney	2	0	3	4	2	0	0	0	0	0	1	0.0	
Mikhail Grabovski	2	1	0	1	-3	0	1	0	1	0	0	8	12.5	Taylor Hall	2	2	0	2	2	0	0	0	0	0	0	12	16.7
Dion Phaneuf	1	1	0	1	0	2	0	0	0	0	0	4	25.0	Sam Gagner	2	1	1	2	1	0	0	0	0	0	0	3	33.3
Tyler Bozak	2	0	1	1	-2	0	0	0	0	0	0	2	0.0	Ryan Jones	2	1	1	2	2	0	0	0	0	0	0	3	33.3
Tim Brent	2	0	1	1	1	0	0	0	0	0	0	0	0.0	Magnus Paajarvi	2	0	1	1	2	2	0	0	0	0	0	2	0.0
Brett Lebda	2	0	1	1	-1	0	0	0	0	0	0	1	0.0	Shawn Horcoff	1	0	1	1	3	0	0	0	0	0	0	2	0.0
Clarke MacArthur	2	0	1	1	-2	0	0	0	0	0	0	1	0.0	Jim Vandermeer	1	0	1	1	4	0	0	0	0	0	0	0	0.0
Luke Schenn	2	0	1	1	-2	2	0	0	0	0	0	3	0.0	Gilbert Brule	2	0	0	0	2	0	0	0	0	0	0	3	0.0
Colby Armstrong	1	0	1	1	1	2	0	0	0	0	0	1	0.0	Andrew Coglian	2	0	0	0	2	0	0	0	0	0	0	4	0.0
Francois Beauchemin	2	0	0	0	-1	0	0	0	0	0	0	1	0.0	Kurtis Foster	2	0	0	0	0	0	0	0	0	0	0	4	0.0
Carl Gunnarsson	2	0	0	0	-1	0	0	0	0	0	0	3	0.0	Colin Fraser	2	0	0	0	0	0	0	0	0	0	0	0	0.0
Tomas Kaberle	2	0	0	0	-2	0	0	0	0	0	0	6	0.0	Tom Gilbert	2	0	0	0	2	0	0	0	0	0	0	3	0.0
Nazem Kadri	2	0	0	0	-1	2	0	0	0	0	0	5	0.0	Steve MacIntyre	2	0	0	0	17	0	0	0	0	0	0	0	0.0
Nikolai Kulemin	2	0	0	0	-3	0	0	0	0	0	0	3	0.0	Theo Peckham	2	0	0	0	2	0	0	0	0	0	0	0	0.0
John Mitchell	2	0	0	0	-1	0	0	0	0	0	0	4	0.0	Dustin Penner	2	0	0	0	0	0	0	0	0	0	0	1	0.0
Colton Orr	2	0	0	0	0	20	0	0	0	0	0	1	0.0	Ladislav Smid	2	0	0	0	0	0	0	0	0	0	0	0	0.0
Fredrik Sjostrom	2	0	0	0	0	0	0	0	0	0	0	5	0.0	Zack Stortini	2	0	0	0	7	0	0	0	0	0	0	0	0.0
Joey Crabb	1	0	0	0	0	2	0	0	0	0	0	1	0.0	Linus Omark	1	0	0	0	0	0	0	0	0	0	0	1	0.0
Mike Komisarek	1	0	0	0	-1	2	0	0	0	0	0	0	0.0	Jason Strudwick	1	0	0	0	0	0	0	0	0	0	0	0	0.0

Power Play: 2-10 20.0% / Penalty Killing: 8-8 100.0%

Power Play: 0-8 0.0% / Penalty Killing: 8-10 80.0%

GOALTENDING										GOALTENDING									
MAPLE LEAFS	GP	Min	W-L-OT	SO	GA	SA	SV	GAA	SV%	OILERS	GP	Min	W-L-OT	SO	GA	SA	SV	GAA	SV%
Jean-Sebastien Giguere	2	93	1-0-0	0	4	37	33	2.57	.892	Nikolai Khabibulin	2	120	1-1-0	1	4	67	63	2.01	.940
Jonas Gustavsson	1	26	0-1-0	0	2	6	4	4.60	.667										

LEAFS VS. EDMONTON HISTORY

Leafs All-Time Record: 39-40-8-1	Last Leafs win in Toronto: Mar. 13, 2010 (6-4)	Last two consecutive Leafs wins: Feb. 17, 2007 (4-3) & Nov. 13, 2008 (5-2)
Leafs All-Time Home Record: 22-17-2-0	Last Leafs win in Edmonton: Dec. 14, 2010 (4-1)	Last two consecutive Leafs wins in Toronto: Nov. 8, 2003 (4-1) & Feb. 17, 2007 (4-3)
Leafs All-Time Road Record: 17-23-6-1	Leafs record in shootout: 0-0	Last two consecutive Leafs wins in Edmonton: Jan. 7, 2006 (3-2) & Nov. 13, 2008 (5-2)

MOST RECENT NOTABLES VS. EDMONTON

Last Leaf shutout in Toronto: Never	Last Leaf hat trick: Apr. 1, 1999 (Sergei Berezin)
Last Leaf shutout in Edmonton: Mar. 7, 2000 (2-0) (Curtis Joseph)	Last opponent hat trick vs. Leafs: Feb. 19, 1997 (Mariusz Czerkawski)
Last opponent shutout in Toronto: Dec. 2, 2010 (0-5) (Nikolai Khabibulin)	Last Leaf overtime goal: Jan. 14, 2000 @ EDM (3-2) SUNDIN (Salo)
Last opponent shutout in Edmonton: Mar. 7, 2001 (0-4) (Tommy Salo)	Last opponent overtime goal: Dec. 28, 2002 @ EDM (2-3) Marchant (BELFOUR)





LEAFS vs. FLORIDA PANTHERS

Summary for MAPLE LEAFS: Won - 2 Lost - 2 OT - 0

at TORONTO MAPLE LEAFS

Date	Team	Opponent	Attend	Goaltenders	W Goal
01 Feb '11 **	Maple Leafs 4	Panthers 3	19,018	Giguere vs Clemmensen	Colby Armstrong
26 Oct '10	Maple Leafs 3	Panthers 1	19,239	Giguere vs Clemmensen	Colton Orr

at FLORIDA PANTHERS

Date	Team	Opponent	Attend	Goaltenders	W Goal
17 Mar '11	Maple Leafs 0	Panthers 4	16,970	Giguere vs Clemmensen	Sergei Samsonov
10 Nov '10	Maple Leafs 1	Panthers 4	15,243	Gustavsson vs Vokoun	Steve Reinprecht

\* - Overtime \*\* - Shootout

Goals by Period:	1st	2nd	3rd	OT	Total	Shots by Period:	1st	2nd	3rd	OT	Total
MAPLE LEAFS	3	1	3	0	7	MAPLE LEAFS	34	33	39	3	109
PANTHERS	2	6	4	0	12	PANTHERS	29	45	35	0	109

INDIVIDUAL SCORING

MAPLE LEAFS	GP	G	A	P	+/-	PIM	PP	SH	GW	GT	EN	S	5%
Mikhail Grabovski	4	2	1	3	1	2	1	0	0	0	0	10	20.0
Nikolai Kulemin	4	1	2	3	1	4	0	0	0	0	0	10	10.0
Kris Versteeg	3	1	2	2	0	0	0	0	0	0	0	10	10.0
Clarke MacArthur	4	0	2	2	0	2	0	0	0	0	0	12	0.0
Tyler Bozak	4	1	0	1	-2	2	1	0	0	0	0	5	20.0
Phil Kessel	4	1	0	1	-1	2	0	0	0	0	0	14	7.1
Colton Orr	2	1	0	1	1	0	0	0	1	0	0	1	100.0
Tim Brent	4	0	1	1	1	2	0	0	0	0	0	2	0.0
Luke Schenn	4	0	1	1	1	0	0	0	0	0	0	9	0.0
Tomas Kaberle	3	0	1	1	3	0	0	0	0	0	0	2	0.0
Dion Phaneuf	3	0	1	1	0	2	0	0	0	0	0	5	0.0
Fredrik Sjostrom	3	0	1	1	-1	0	0	0	0	0	0	3	0.0
Colby Armstrong	2	0	1	1	0	0	0	0	0	0	0	0	0.0
Mike Brown	4	0	0	-2	-5	0	0	0	0	0	0	5	0.0
Francois Beauchemin	3	0	0	0	-1	2	0	0	0	0	0	1	0.0
Carl Gunnarsson	3	0	0	-1	0	0	0	0	0	0	0	3	0.0
Mike Komisarek	3	0	0	0	-2	0	0	0	0	0	0	3	0.0
Brett Lebda	3	0	0	-2	-2	0	0	0	0	0	0	4	0.0
Darryl Boyce	2	0	0	0	-1	0	0	0	0	0	0	2	0.0
Joey Crabb	2	0	0	-2	-2	0	0	0	0	0	0	0	0.0
Keith Aulie	1	0	0	-1	-5	0	0	0	0	0	0	0	0.0
Christian Hanson	1	0	0	0	0	2	0	0	0	0	0	0	0.0
Nazem Kadri	1	0	0	0	0	0	0	0	0	0	0	1	0.0
Matt Lashoff	1	0	0	-1	-1	0	0	0	0	0	0	1	0.0
Joffrey Lupul	1	0	0	0	0	0	0	0	0	0	0	5	0.0
John Mitchell	1	0	0	-1	-1	0	0	0	0	0	0	1	0.0
Jay Rosehill	1	0	0	0	0	2	0	0	0	0	0	0	0.0
Michael Zigomanis	1	0	0	0	0	2	0	0	0	0	0	0	0.0
Power Play: 2-16 12.5% / Penalty Killing: 7-14 50.0%													

PANTHERS	GP	G	A	P	+/-	PIM	PP	SH	GW	GT	EN	S	5%
Stephen Weiss	4	2	3	5	2	0	1	0	0	0	0	7	28.6
Michael Frolik	3	1	2	3	1	2	1	0	0	0	0	0	12 8.3
Dmitry Kulikov	4	0	3	3	1	2	0	0	0	0	0	2	0.0
Bryan Allen	3	1	1	2	0	2	0	0	0	0	0	4	25.0
Keaton Ellerby	3	1	1	2	0	2	0	0	0	0	0	1	33.3
Dennis Wideman	3	1	1	2	-2	4	1	0	0	0	0	7	14.3
Cory Stillman	2	1	1	2	-1	0	1	0	0	0	0	6	16.7
Shawn Matthias	1	1	1	2	2	0	0	0	0	0	0	1	100.0
Sergei Samsonov	1	1	1	2	1	0	0	0	1	0	0	3	33.3
David Booth	4	1	0	-4	-4	0	1	0	0	0	0	12	8.3
Mike Santorelli	4	1	0	-3	-3	0	1	0	0	0	0	10	10.0
Steve Reinprecht	2	1	0	-1	-1	2	1	0	1	0	0	3	33.3
Mike Weaver	4	0	1	1	2	0	0	0	0	0	0	1	0.0
Jason Garrison	3	0	1	1	0	2	0	0	0	0	0	3	0.0
Chris Higgins	3	0	1	1	1	0	0	0	0	0	0	8	0.0
Bryan McCabe	2	0	1	-1	-1	4	0	0	0	0	0	1	0.0
Niclas Bergfors	1	0	1	1	1	0	0	0	0	0	0	2	0.0
Ryan Carter	1	0	1	1	1	5	0	0	0	0	0	1	0.0
Michal Repik	1	0	1	1	0	4	0	0	0	0	0	1	0.0
Darcy Hordichuk	4	0	0	0	-2	0	0	0	0	0	0	1	0.0
Marty Reasoner	4	0	0	0	-1	0	0	0	0	0	0	5	0.0
Steve Bernier	3	0	0	0	0	0	0	0	0	0	0	4	0.0
Radek Dvorak	3	0	0	-1	-2	0	0	0	0	0	0	5	0.0
Rostislav Olesz	3	0	0	-3	-3	0	0	0	0	0	0	3	0.0
Joe Callahan	1	0	0	0	0	1	0	0	0	0	0	2	0.0
Evgeny Dadonov	1	0	0	0	-1	0	0	0	0	0	0	2	0.0
Mike Duco	1	0	0	0	-5	0	0	0	0	0	0	0	0.0
Patrick Rissmiller	1	0	0	0	0	0	0	0	0	0	0	0	0.0
Scott Timmins	1	0	0	0	0	2	0	0	0	0	0	0	0.0
Clay Wilson	1	0	0	0	0	0	0	0	0	0	0	0	0.0
Power Play: 7-14 50.0% / Penalty Killing: 14-16 87.5%													

MAPLE LEAFS	GP	Min	W-L-OT	SO	GA	SA	SV	GAA	SV%
Jean-Sebastien Giguere	3	182	2-1-0	0	7	80	73	2.30	.912
Jonas Gustavsson	1	60	0-1-0	0	4	28	24	4.00	.857

PANTHERS	GP	Min	W-L-OT	SO	GA	SA	SV	GAA	SV%
Tomas Vokoun	1	60	1-0-0	0	1	33	32	1.00	.970
Scott Clemmensen	3	184	1-1-1	1	6	76	70	1.96	.921

LEAFS VS. FLORIDA HISTORY

Leafs All-Time Record: 29-18-7-2	Last Leafs win in Toronto: Feb. 1, 2011 (4-3 SO)	Last two consecutive Leafs wins: Nov. 27, 2009 (6-4) & Jan. 5, 2010 (3-2)
Leafs All-Time Home Record: 16-8-2-1	Last Leafs win in Florida: Nov. 27, 2009 (6-4)	Last two consecutive Leafs wins in Toronto: Oct. 26, 2010 (3-1) & Feb. 1, 2011 (4-3 SO)
Leafs All-Time Road Record: 13-10-5-1	Leafs record in shootout: 3-0	Last two consecutive Leafs wins in Florida: Dec. 22, 2007 (2-1 OT) & Feb. 27, 2008 (4-3 SO)

MOST RECENT NOTABLES VS. FLORIDA

Last Leaf shutout in Toronto: Mar. 9, 2004 (5-0) (Ed Belfour)	Last Leaf hat trick: Apr. 11, 2006 (Mats Sundin - *4 goals)
Last Leaf shutout in Florida: Feb. 5, 2003 (6-0) (Ed Belfour)	Last opponent hat trick vs. Leafs: Feb. 5, 2008 (Richard Zednik)
Last opponent shutout in Toronto: Feb. 5, 2008 (0-8) (Tomas Vokoun)	Last Leaf overtime goal: Dec. 22, 2007 at FLA (2-1) KUBINA (Vokoun)
Last opponent shutout in Florida: Mar. 17, 2011 (0-4) (Scott Clemmensen)	Last opponent overtime goal: Feb. 10, 2009 vs. FLA (4-5) Zednik (TOSKALA)



LEAFS vs. LOS ANGELES KINGS

Summary for MAPLE LEAFS: Won - 1 Lost - 0 OT - 0

at TORONTO MAPLE LEAFS

No Games

at LOS ANGELES KINGS

Date	Team	Opponent	Attend	Goaltenders	W Goal
10 Jan '11	Maple Leafs 3	Kings 2	17,834	Reimer vs Quick	Nikolai Kulemin

\* - Overtime \*\* - Shootout

Goals by Period:	1st	2nd	3rd	OT	Total	Shots by Period:	1st	2nd	3rd	OT	Total
MAPLE LEAFS	0	2	1	0	3	MAPLE LEAFS	5	12	11	0	28
KINGS	1	1	0	0	2	KINGS	8	7	17	0	32

INDIVIDUAL SCORING

MAPLE LEAFS	GP	G	A	P	+/-	PIM	PP	SH	GW	GT	EN	S	5%
Darryl Boyce	1	1	0	1	0	0	0	0	0	0	0	1	100.0
Phil Kessel	1	1	0	1	0	0	0	0	0	0	0	6	16.7
Nikolai Kulemin	1	1	0	1	1	0	0	1	0	0	0	3	33.3
Colby Armstrong	1	0	1	1	0	0	0	0	0	0	0	1	0.0
Tyler Bozak	1	0	1	1	0	0	0	0	0	0	0	2	0.0
Joey Crabb	1	0	1	1	0	0	0	0	0	0	0	0	0.0
Mikhail Grabovski	1	0	1	1	1	2	0	0	0	0	0	4	0.0
Clarke MacArthur	1	0	1	1	0	0	0	0	0	0	0	0	0.0
Kris Versteeg	1	0	1	1	0	0	0	0	0	0	0	4	0.0
Francois Beauchemin	1	0	0	1	0	0	0	0	0	0	0	0	0.0
Tim Brent	1	0	0	0	0	7	0	0	0	0	0	1	0.0
Carl Gunnarsson	1	0	0	0	0	0	0	0	0	0	0	0	0.0
Tomas Kaberle	1	0	0	0	0	0	0	0	0	0	0	0	0.0
Mike Komisarek	1	0	0	0	2	0	0	0	0	0	0	0	0.0
Colton Orr	1	0	0	0	0	0	0	0	0	0	0	1	0.0
Dion Phaneuf	1	0	0	1	2	0	0	0	0	0	0	1	0.0
Luke Schenn	1	0	0	0	0	0	0	0	0	0	0	2	0.0
Fredrik Sjostrom	1	0	0	0	0	0	0	0	0	0	0	2	0.0
Power Play: 0-1 0.0% / Penalty Killing: 3-3 100.0%													

KINGS	GP	G	A	P	+/-	PIM	PP	SH	GW	GT	EN	S	5%
Michal Handzus	1	1	0	1	0	0	0	0	0	0	0	3	33.3
Wayne Simmonds	1	1	0	1	0	0	0	0	0	0	0	2	50.0
Alec Martinez	1	0	1	1	-1	0	0	0	0	0	0	0	0.0
Rob Scuderi	1	0	1	1	0	0	0	0	0	0	0	0	0.0
Ryan Smyth	1	0	1	1	0	0	0	0	0	0	0	0	0.0
Jarret Stoll	1	0	1	1	0	2	0	0	0	0	0	5	0.0
Dustin Brown	1	0	0	-1	-1	0	0	0	0	0	0	3	0.0
Kyle Clifford	1	0	0	-1	-1	0	0	0	0	0	0	2	0.0
Drew Doughty	1	0	0	0	0	0	0	0	0	0	0	4	0.0
Matt Greene	1	0	0	0	0	0	0	0	0	0	0	1	0.0
Jack Johnson	1	0	0	0	0	0	0	0	0	0	0	0	0.0
Anze Kopitar	1	0	0	-1	-1	0	0	0	0	0	0	4	0.0
Trevor Lewis	1	0	0	0	0	0	0	0	0	0	0	0	0.0
Willie Mitchell	1	0	0	-1	-1	0	0	0	0	0	0	0	0.0
Alexei Ponikarovsky	1	0	0	0	0	0	0	0	0	0	0	3	0.0
Marco Sturm	1	0	0	0	17	0	0	0	0	0	0	2	0.0
Kevin Westgarth	1	0	0	0	0	0	0	0	0	0	0	0	0.0
Justin Williams	1	0	0	0	0	0	0	0	0	0	0	2	0.0
Power Play: 0-3 0.0% / Penalty Killing: 1-1 100.0%													

LEAFS vs. MINNESOTA WILD

Summary for MAPLE LEAFS: Won -1 Lost -0 OT -0

at TORONTO MAPLE LEAFS

No Games

at MINNESOTA WILD

Date	Team	Opponent	Attend	Goalenders	W Goal
22 Mar '11	Maple Leafs 3	Wild 0	18,761	Reimer vs Backstrom	Joffrey Lupul
* - Overtime ** - Shootout					

Goals by Period:	1st	2nd	3rd	OT	Total	Shots by Period:	1st	2nd	3rd	OT	Total
MAPLE LEAFS	1	1	1	0	3	MAPLE LEAFS	8	3	6	0	17
WILD	0	0	0	0	0	WILD	7	11	11	0	29

INDIVIDUAL SCORING

MAPLE LEAFS	GP	G	A	P	+/-	PIM	PP	SH	GW	GT	EN	S	5%	WILD	GP	G	A	P	+/-	PIM	PP	SH	GW	GT	EN	S	5%
Mikhail Grabovski	1	1	1	2	1	2	0	0	0	0	0	1	100.0	Pierre-Marc Bouchard	1	0	0	0	-2	2	0	0	0	0	0	0	0.0
Nikolai Kulemin	1	0	2	1	0	0	0	0	0	0	0	0	0.0	Kyle Brodziak	1	0	0	0	-2	0	0	0	0	0	0	0	0.0
Carl Gunnarsson	1	1	0	1	2	1	0	0	0	0	0	3	33.3	Andrew Brunette	1	0	0	0	2	0	0	0	0	0	0	0	1.0
Joffrey Lupul	1	1	0	1	1	0	0	0	1	0	0	2	50.0	Brent Burns	1	0	0	0	-1	0	0	0	0	0	0	0	0.0
Tyler Bozak	1	0	1	1	0	0	0	0	0	0	0	1	0.0	Cal Clutterbuck	1	0	0	0	0	0	0	0	0	0	0	0	0.0
Phil Kessel	1	0	1	1	0	0	0	0	0	0	0	2	0.0	Matt Cullen	1	0	0	0	0	2	0	0	0	0	0	0	0.0
Clarke MacArthur	1	0	1	1	0	0	0	0	0	0	0	1	0.0	Martin Havlat	1	0	0	0	-2	0	0	0	0	0	0	0	0.0
Keith Aulie	1	0	0	1	4	0	0	0	0	0	0	0	0.0	Chuck Kobasew	1	0	0	0	0	0	0	0	0	0	0	0	1.0
Tim Brent	1	0	0	0	2	0	0	0	0	0	0	1	0.0	Mikko Koivu	1	0	0	0	2	0	0	0	0	0	0	0	0.0
Mike Brown	1	0	0	0	0	0	0	0	0	0	0	1	0.0	John Madden	1	0	0	0	0	0	0	0	0	0	0	0	3.0
Joey Crabb	1	0	0	0	0	0	0	0	0	0	0	1	0.0	Antti Miettinen	1	0	0	0	0	0	0	0	0	0	0	0	3.0
Nazem Kadri	1	0	0	0	2	0	0	0	0	0	0	0	0.0	Eric Nystrom	1	0	0	0	2	0	0	0	0	0	0	0	0.0
Matt Lashoff	1	0	0	0	2	0	0	0	0	0	0	0	0.0	Nate Prosser	1	0	0	0	0	0	0	0	0	0	0	0	1.0
Brett Lebda	1	0	0	0	0	0	0	0	0	0	0	1	0.0	Nick Schultz	1	0	0	0	-1	0	0	0	0	0	0	0	0.0
Dion Phaneuf	1	0	0	0	0	0	0	0	0	0	0	0	0.0	Jared Spurgeon	1	0	0	0	-1	0	0	0	0	0	0	0	1.0
Jay Rosehill	1	0	0	0	2	2	0	0	0	0	0	0	0.0	Brad Staubitz	1	0	0	0	0	0	0	0	0	0	0	0	0.0
Luke Schenn	1	0	0	0	2	2	0	0	0	0	0	3	0.0	Clayton Stoner	1	0	0	0	-1	2	0	0	0	0	0	0	1.0
Fredrik Sjostrom	1	0	0	0	0	0	0	0	0	0	0	0	0.0	Greg Zanon	1	0	0	0	2	0	0	0	0	0	0	0	2.0

Power Play: 1-6 16.7% / Penalty Killing: 7-7 100.0%

Power Play: 0-7 0.0% / Penalty Killing: 5-6 83.3%

GOALTENDING

MAPLE LEAFS	GP	Min	W-L-OT	SO	GA	SA	SV	GAA	SV%	WILD	GP	Min	W-L-OT	SO	GA	SA	SV	GAA	SV%
James Reimer	1	60	1-0-0	1	0	29	29	0.00	1.000	Niklas Backstrom	1	60	0-1-0	0	3	17	14	3.00	.824

GOALTENDING

LEAFS VS. MINNESOTA HISTORY

Leafs All-Time Record: 6-3-0-0	Last Leafs win in Toronto: Dec. 26, 2006 (4-3)	Last two consecutive Leafs wins: Apr. 3, 2003 (2-1) & Dec. 11, 2003 (1-0)
Leafs All-Time Home Record: 4-1-0-0	Last Leafs win in Minnesota: Mar. 22, 2011 (3-0)	Last two consecutive Leafs wins in Toronto: Apr. 3, 2003 (2-1) & Dec. 26, 2006 (4-3)
Leafs All-Time Road Record: 2-2-0-0	Leafs record in shootout: 0-0	Last two consecutive Leafs wins in Minnesota: Never

MOST RECENT NOTABLES VS. MINNESOTA

Last Leaf shutdown in Toronto: Never	Last Leaf hat trick: Never
Last Leaf shutdown in Minnesota: Mar. 22, 2011 (3-0) (James Reimer)	Last opponent hat trick vs. Leafs: Never
Last opponent shutdown in Toronto: Never	Last Leaf overtime goal: Never
Last opponent shutdown in Minnesota: Never	Last opponent overtime goal: Never



LEAFS vs. MONTREAL CANADIENS

Summary for MAPLE LEAFS: Won -3 Lost -3 OT -0

at TORONTO MAPLE LEAFS

Date	Team	Opponent	Attend	Goalenders	W Goal
09 Apr '11	Maple Leafs 1	Canadiens 4	19,676	Reimer vs Price	Brian Gionta
11 Dec '10	Maple Leafs 3	Canadiens 1	19,656	Giguere vs Auld	Tomas Kaberle
07 Oct '10	Maple Leafs 3	Canadiens 2	19,646	Giguere vs Price	Clarke MacArthur

at MONTREAL CANADIENS

Date	Team	Opponent	Attend	Goalenders	W Goal
24 Feb '11	Maple Leafs 5	Canadiens 4	21,273	Reimer vs Auld, Price (W)	Tyler Bozak
12 Feb '11	Maple Leafs 0	Canadiens 3	21,273	Giguere vs Price	Benoit Pouliot
20 Nov '10	Maple Leafs 0	Canadiens 2	21,273	Gustavsson vs Price	Jeff Halpern
* - Overtime ** - Shootout					

Goals by Period:	1st	2nd	3rd	OT	Total	Shots by Period:	1st	2nd	3rd	OT	Total
MAPLE LEAFS	8	1	3	0	12	MAPLE LEAFS	66	42	53	0	161
CANADIENS	4	7	5	0	16	CANADIENS	69	65	64	0	198

INDIVIDUAL SCORING

MAPLE LEAFS	GP	G	A	P	+/-	PIM	PP	SH	GW	GT	EN	S	5%	CANADIENS	GP	G	A	P	+/-	PIM	PP	SH	GW	GT	EN	S	5%
Phil Kessel	6	5	2	7	1	2	0	0	0	0	0	27	18.5	Roman Hamrik	5	0	5	5	4	8	0	0	0	0	0	9	0.0
Tyler Bozak	6	2	3	5	-1	2	1	0	1	0	0	8	25.0	Brian Gionta	6	3	1	4	1	4	2	0	1	0	0	25	12.0
Tim Brent	5	2	3	1	0	0	0	0	0	0	0	3	33.3	Jeff Halpern	5	3	1	4	2	4	0	1	1	0	0	7	42.9
Tomas Kaberle	4	1	1	2	-1	0	0	0	1	0	0	8	12.5	Michael Cammalleri	4	3	1	4	1	0	2	0	0	0	0	13	23.1
Brett Lebda	3	1	1	2	1	2	0	0	0	0	0	4	25.0	Tomas Plekanec	6	1	2	3	2	0	0	1	0	0	0	18	5.6
Dion Phaneuf	5	0	2	2	0	6	0	0	0	0	0	17	0.0	Tom Pyatt	5	0	3	3	2	4	0	0	0	0	0	3	0.0
Fredrik Sjostrom	5	0	2	2	1	2	0	0	0	0	0	7	0.0	Benoit Pouliot	6	1	1	2	-1	4	0	0	1	0	0	12	8.3
Clarke MacArthur	6	1	0	1	-1	4	0	0	1	0	0	10	10.0	David Desharnais	3	1	1	2	-1	0	1	0	0	0	0	2	50.0
Kris Versteeg	4	1	0	1	-1	0	0	0	0	0	0	1	14.3	Max Pacioretty	2	1	1	2	1	0	0	0	0	0	0	10	10.0
Mikhail Grabovski	6	0	1	1	-2	2	0	0	0	0	0	14	0.0	Andrei Kostitsyn	6	0	2	2	-1	2	0	0	0	0	0	11	0.0
Nikolai Kulemin	6	0	1	1	-2	0	0	0	0	0	0	10	0.0	Scott Gomez	5	0	2	2	-1	0	0	0	0	0	0	11	0.0
Luke Schenn	6	0	1	1	-1	4	0	0	0	0	0	6	0.0	Ryan White	3	1	0	1	-1	7	0	0	0	0	0	5	20.0
Mike Komisarek	5	0	1	1	1	0	0	0	0	0	0	6	0.0	James Wisniewski	3	1	0	1	3	6	1	0	0	0	0	8	12.5
Colby Armstrong	3	0	1	1	0	0	0	0	0	0	0	2	0.0	Dustin Boyd	1	1	0	1	1	0	0	0	0	0	0	3	33.3
Joe Colborne	1	0	1	1	1	0	0	0	0	0	0	1	0.0	Lars Eller	6	0	1	1	-1	6	0	0	0	0	0	7	0.0
Carl Gunnarsson	5	0	0	1	1	0	0	0	0	0	0	3	0.0	P.K. Subban	6	0	1	1	-2	7	0	0	0	0	0	16	0.0
Keith Aulie	4	0	0	0	-2	2	0	0	0	0	0	3	0.0	Jaroslav Spacek	5	0	1	1	3	4	0	0	0	0	0	2	0.0
Mike Brown	4	0	0	0	0	7	0	0	0	0	0	2	0.0	Yannick Weber	5	0	1	1	-2	0	0	0	0	0	0	8	0.0
Francois Beauchemin	3	0	0	0	1	0	0	0	0	0	0	2	0.0	Mathieu Darche	3	0	1	1	0	4	0	0	0	0	0	4	0.0
Darryl Boyce	3	0	0	0	0	10	0	0	0	0	0	1	0.0	Maxim Lapierre	3	0	1	1	0	2	0	0	0	0	0	7	0.0
Joey Crabb	3	0	0	0	-2	2	0	0	0	0	0	2	0.0	Travis Moen	5	0	0	0	-2	2	0	0	0	0	0	6	0.0
Nazem Kadri	3	0	0	0	-1	0	0	0	0	0	0	7	0.0	Hal Gill	4	0	0	0	-1	2	0	0	0	0	0	3	0.0
Joffrey Lupul	3	0	0	0	1	7	0	0	0	0	0	4	0.0	Alexandre Picard	4	0	0	0	-3	0	0	0	0	0	0	6	0.0
Colton Orr	3	0	0	0	2	0	0	0	0	0	0	0	0.0	Josh Gorges	3	0	0	0	-1	2	0	0	0	0	0	1	0.0
John Mitchell	2	0	0	0	0	2	0	0	0	0	0	2	0.0	Paul Mara	2	0	0	0	-1	2	0	0	0	0	0	0	0.0
Matt Frattin	1	0	0	0	-1	0	0	0	0	0	0	5	0.0	Ryan O'Byrne	1	0	0	0	-1	0	0	0	0	0	0	1	0.0
Matt Lashoff	1	0	0	0	-1	2	0	0	0	0	0	0	0.0	Brent Sopel	1	0	0	0	0	0	0	0	0	0	0	0	0.0
Jay Rosehill	1	0	0	0	0	0	0	0	0	0	0	0	0.0														
Michael Zieomannis	1	0	0	0	0	0	0	0	0	0	0	0	0.0														

Power Play: 3-28 10.7% / Penalty Killing: 14-20 70.0%

GOALTENDING

MAPLE LEAFS	GP	Min	W-L-OT	SO	GA	SA	SV	GAA	SV%	CANADIENS	GP	Min	W-L-OT	SO	GA	SA	SV	GAA	SV%
Jean-Sebastien Giguere	3	178	2-1-0	0	6	90	84	2.03	.933	Carey Price	5	285	3-2-0	2	6	128	122	1.26	.953
James Reimer	2	120	1-1-0	0	8	69	61	4.00	.884	Alex Auld	2	73	0-1-0	0	5	32	27	4.12	.844
Jonas Gustavsson	1	59	0-1-0	0	2	39	37	2.04	.949										



## LEAFS vs. NASHVILLE PREDATORS

Summary for MAPLE LEAFS: Won - 1 Lost - 0 OT - 0

### at TORONTO MAPLE LEAFS

Date	Team	Opponent	Attend	Goalenders	W Goal
16 Nov '10	Maple Leafs 5	Predators 4	19,069	Giguere (W), Gustavsson vs Rinne	Nikolai Kulemin

### at NASHVILLE PREDATORS

No Games  
\* - Overtime \*\* - Shootout

Goals by Period:	1st	2nd	3rd	OT	Total	Shots by Period:	1st	2nd	3rd	OT	Total
MAPLE LEAFS	1	4	0	0	5	MAPLE LEAFS	11	17	5	0	33
PREDATORS	3	1	0	0	4	PREDATORS	12	8	14	0	34

### INDIVIDUAL SCORING

MAPLE LEAFS	GP	G	A	P	+/-	PIM	PP	SH	GW	GT	EN	S	5%	PREDATORS	GP	G	A	P	+/-	PIM	PP	SH	GW	GT	EN	S	5%
Clarke MacArthur	1	0	3	3	-4	2	0	0	0	0	0	2	0.0	David Legwand	1	0	2	2	1	0	0	0	0	0	0	4	0.0
Kris Versteeg	1	2	0	0	0	2	0	0	0	0	0	5	40.0	J-P Dumont	1	1	0	1	0	0	0	0	0	0	0	3	33.3
Mikhail Grabovski	1	1	1	2	-4	0	1	0	0	0	0	1	100.0	Martin Erat	1	1	0	1	2	0	0	0	0	0	0	1	100.0
Tomas Kaberle	1	0	2	2	0	0	0	0	0	0	0	3	0.0	Marcel Goc	1	1	0	1	2	0	0	0	1	0	0	3	33.3
Phil Kessel	1	0	2	2	-2	0	0	0	0	0	0	4	0.0	Jordin Tootoo	1	1	0	1	2	0	0	0	0	0	0	3	33.3
Nikolai Kulemin	1	1	0	1	-1	0	1	0	1	0	0	3	33.3	Ryan Suter	1	0	1	1	1	4	0	0	0	0	0	2	0.0
Luke Schenn	1	1	0	1	1	2	0	0	0	0	0	6	16.7	Joel Ward	1	0	1	1	0	2	0	0	0	0	0	1	0.0
Nazem Kadri	1	0	1	1	1	0	0	0	0	0	0	2	0.0	Francis Bouillon	1	0	0	0	1	2	0	0	0	0	0	0	0.0
Keith Aulie	1	0	0	0	-1	0	0	0	0	0	0	0	0.0	Cody Franson	1	0	0	0	0	0	0	0	0	0	0	2	0.0
Francois Beauchemin	1	0	0	0	-2	0	0	0	0	0	0	0	0.0	Patric Hornqvist	1	0	0	0	0	2	0	0	0	0	0	2	0.0
Tyler Bozak	1	0	0	0	1	0	0	0	0	0	0	2	0.0	Kevin Klein	1	0	0	0	2	2	0	0	0	0	0	0	0.0
Tim Brent	1	0	0	0	0	0	0	0	0	0	0	2	0.0	Sergei Kostitsyn	1	0	0	0	0	0	0	0	0	0	0	1	0.0
Mike Brown	1	0	0	0	0	0	0	0	0	0	0	0	0.0	Shane O'Brien	1	0	0	0	1	0	0	0	0	0	0	0	0.0
Mike Komisarek	1	0	0	0	-2	0	0	0	0	0	0	0	0.0	Cal O'Reilly	1	0	0	0	0	0	0	0	0	0	0	4	0.0
Brett Lebda	1	0	0	0	-2	0	0	0	0	0	0	0	0.0	Jerred Smithson	1	0	0	0	1	2	0	0	0	0	0	0	0.0
John Mitchell	1	0	0	0	0	0	0	0	0	0	0	2	0.0	Steve Sullivan	1	0	0	0	0	0	0	0	0	0	0	3	0.0
Colton Orr	1	0	0	0	0	0	0	0	0	0	0	0	0.0	Shea Weber	1	0	0	0	1	2	0	0	0	0	0	4	0.0
Fredrik Sjostrom	1	0	0	0	0	0	0	0	0	0	0	1	0.0	Colin Wilson	1	0	0	0	0	0	0	0	0	0	0	1	0.0

Power Play: 4-8 50.0% / Penalty Killing: 2-2 100.0%

Power Play: 0-2 0.0% / Penalty Killing: 4-8 50.0%

### GOALTENDING

MAPLE LEAFS	GP	Min	W-L-OT	SO	GA	SA	SV	GAA	SV%
Jean-Sebastien Giguere	1	47	1-0-0	0	4	28	24	5.12	.857
Jonas Gustavsson	1	13	0-0-0	0	0	6	6	0.00	1.000

### GOALTENDING

PREDATORS	GP	Min	W-L-OT	SO	GA	SA	SV	GAA	SV%
Pekka Rinne	1	59	0-1-0	0	5	33	28	5.09	.848

### LEAFS VS. NASHVILLE HISTORY

<b>Leafs All-Time Record:</b> 5-5-1	<b>Last Leafs win in Toronto:</b> Nov. 16, 2010 (5-4)	<b>Last two consecutive Leafs wins:</b> Jan. 18, 2010 (4-3) & Nov. 16, 2010 (5-4)
<b>Leafs All-Time Home Record:</b> 4-4-0	<b>Last Leafs win in Nashville:</b> Jan. 18, 2010 (4-3)	<b>Last two consecutive Leafs wins in Toronto:</b> Jan. 6, 2004 (2-1) & Dec. 4, 2007 (3-1)
<b>Leafs All-Time Road Record:</b> 1-1-0-1	<b>Leafs record in shootout:</b> 0-0	<b>Last two consecutive Leafs wins in Nashville:</b> Never

### MOST RECENT NOTABLES VS. NASHVILLE

<b>Last Leaf shutdown in Toronto:</b> Never	<b>Last Leaf hat trick:</b> Never
<b>Last Leaf shutdown in Nashville:</b> Never	<b>Last opponent hat trick vs. Leafs:</b> Never
<b>Last opponent shutdown in Toronto:</b> Jan. 13, 2009 (0-2) (Pekka Rinne)	<b>Last Leaf overtime goal:</b> Never
<b>Last opponent shutdown in Nashville:</b> Never	<b>Last opponent overtime goal:</b> Jan. 17, 2002 @ NSH (2-3) Johnson (SCHWAB)



## LEAFS vs. NEW JERSEY DEVILS

Summary for MAPLE LEAFS: Won - 2 Lost - 1 OT - 1

### at TORONTO MAPLE LEAFS

Date	Team	Opponent	Attend	Goalenders	W Goal
10 Feb '11 *	Maple Leafs 1	Devils 2	19,260	Reimer vs Hedberg	Ilya Kovalchuk
18 Nov '10	Maple Leafs 3	Devils 1	19,271	Gustavsson vs Brodeur (L), Hedberg	Phil Kessel

### at NEW JERSEY DEVILS

Date	Team	Opponent	Attend	Goalenders	W Goal
06 Apr '11	Maple Leafs 2	Devils 4	14,207	Giguere, Reimer (L) vs Brodeur	Henrik Tallinder
26 Dec '10	Maple Leafs 4	Devils 1	5,329	Gustavsson vs Brodeur (L), Hedberg	John Mitchell

\* - Overtime \*\* - Shootout

Goals by Period:	1st	2nd	3rd	OT	Total	Shots by Period:	1st	2nd	3rd	OT	Total
MAPLE LEAFS	1	5	4	0	10	MAPLE LEAFS	33	39	32	1	105
DEVILS	1	3	3	1	8	DEVILS	35	45	50	2	132

### INDIVIDUAL SCORING

MAPLE LEAFS	GP	G	A	P	+/-	PIM	PP	SH	GW	GT	EN	S	5%	DEVILS	GP	G	A	P	+/-	PIM	PP	SH	GW	GT	EN	S	5%	
Phil Kessel	4	2	1	3	1	0	1	0	1	0	0	18	11.1	Ilya Kovalchuk	4	2	2	4	1	7	1	0	1	0	0	17	11.8	
Nikolai Kulemin	4	2	1	3	-1	2	0	0	0	0	0	10	20.0	Patrik Elias	4	1	2	3	-2	2	0	0	0	0	0	115	6.7	
Mikhail Grabovski	4	1	2	3	0	2	1	0	0	0	0	8	12.5	Mark Fayne	3	0	3	3	2	2	0	0	0	0	0	4	0.0	
Kris Versteeg	3	1	2	3	2	0	1	0	0	0	0	9	11.1	Dainius Zubrus	4	2	0	2	0	0	0	0	0	0	0	0	9	22.2
Colby Armstrong	2	2	0	2	3	4	0	0	0	0	0	4	50.0	Rod Pelley	4	1	1	2	1	0	1	0	0	0	0	0	7	14.3
Clarke MacArthur	4	0	2	2	-1	0	0	0	0	0	0	5	0.0	Henrik Tallinder	4	1	0	1	2	0	0	0	0	0	1	0	9	11.1
Tomas Kaberle	3	0	2	2	0	0	0	0	0	0	0	4	0.0	Mattias Tedenby	4	1	0	1	-1	0	0	0	0	0	0	0	9	11.1
Nazem Kadri	3	0	2	2	0	2	0	0	0	0	0	2	0.0	Andy Greene	4	0	1	1	1	0	0	0	0	0	0	0	5	0.0
Tyler Bozak	4	1	0	1	0	0	0	1	0	0	0	4	25.0	Adam Mair	4	0	1	1	1	2	0	0	0	0	0	0	3	0.0
John Mitchell	2	1	0	1	2	6	0	0	1	0	0	2	50.0	Anssi Salmela	3	0	1	1	-1	2	0	0	0	0	0	0	2	0.0
Mike Komisarek	4	0	1	1	2	0	0	0	0	0	0	3	0.0	Jacob Josefson	1	0	1	1	1	2	0	0	0	0	0	0	0	0.0
Carl Gunnarsson	3	0	1	1	2	0	0	0	0	0	0	1	0.0	Alexander Vasyunov	1	0	1	1	1	0	0	0	0	0	0	0	1	0.0
Jeffrey Lupul	2	0	1	1	-2	2	0	0	0	0	0	6	0.0	David Clarkson	4	0	0	0	-1	5	0	0	0	0	0	0	14	0.0
Matt Lashoff	1	0	1	1	-1	0	0	0	0	0	0	0	0.0	Brian Rolston	4	0	0	0	-3	4	0	0	0	0	0	0	13	0.0
Luke Schenn	4	0	0	0	0	2	0	0	0	0	0	8	0.0	Travis Zajac	4	0	0	0	-1	0	0	0	0	0	0	0	5	0.0
Keith Aulie	3	0	0	0	-1	2	0	0	0	0	0	4	0.0	Jason Amott	3	0	0	0	-1	2	0	0	0	0	0	0	6	0.0
Tim Brent	3	0	0	0	0	0	0	0	0	0	0	1	0.0	Colin White	3	0	0	0	-2	2	0	0	0	0	0	0	3	0.0
Dion Phaneuf	3	0	0	0	-1	7	0	0	0	0	0	5	0.0	Mark Fraser	2	0	0	0	-1	4	0	0	0	0	0	0	1	0.0
Fredrik Sjostrom	3	0	0	0	-1	0	0	0	0	0	0	2	0.0	Nick Palmieri	2	0	0	0	1	0	0	0	0	0	0	0	2	0.0
Francois Beauchemin	2	0	0	0	1	2	0	0	0	0	0	3	0.0	Anton Volchenkov	2	0	0	0	-3	4	0	0	0	0	0	0	3	0.0
Darryl Boyce	2	0	0	0	-1	2	0	0	0	0	0	1	0.0	Matthew Corrente	1	0	0	0	0	2	0	0	0	0	0	0	0	0.0
Mike Brown	2	0	0	0	0	0	0	0	0	0	0	2	0.0	Stephen Gionta	1	0	0	0	0	0	0	0	0	0	0	0	0	0.0
Joey Crabb	2	0	0	0	-1	2	0	0	0	0	0	1	0.0	Jamie Langenbrunner	1	0	0	0	-1	2	0	0	0	0	0	0	1	0.0
Colton Orr	2	0	0	0	0	0	0	0	0	0	0	1	0.0	Jay Leach	1	0	0	0	0	0	0	0	0	0	0	0	0	0.0
Jay Rosehill	2	0	0	0	0	7	0	0	0	0	0	0	0.0	Olivier Magnan	1	0	0	0	-1	0	0	0	0	0	0	0	0	0.0
Brett Lebda	1	0	0	0	1	0	0	0	0	0	0	1	0.0	Tim Sestito	1	0	0	0	-1	0	0	0	0	0	0	0	0	0.0
														David Steckel	1	0	0	0	-1	0	0	0	0	0	0	0	2	0.0
														Vladimir Zharkov	1	0	0	0	-1	0	0	0	0	0	0	0	1	0.0
Power Play: 3-14 21.4% / Penalty Killing: 14-16 87.5%																												

Power Play: 3-14 21.4% / Penalty Killing: 14-16 87.5%

### GOALTENDING

MAPLE LEAFS	GP	Min	W-L-OT	SO	GA	SA	SV	GAA	SV%
Jonas Gustavsson	2	120	2-0-0	0	2	60	58	1.00	.967
Jonas Gustavsson	1	19	0-0-0	0	0	11	11	0.00	1.000
James Reimer	2	105	0-1-1	0	5	60	55	2.87	.917

## LEAFS vs. NEW YORK ISLANDERS

**Summary for MAPLE LEAFS:** Won - 2   Lost - 0   OT - 2

at TORONTO MAPLE LEAFS											
Date	Team	Opponent	Attend	Goaltenders	W Goal						
22 Feb '11	Maple Leafs 2	Islanders 1	19,459	Reimer vs Montoya	Phil Kessel						
18 Oct '10 *	Maple Leafs 1	Islanders 2	19,086	Giguere vs Roloson	John Tavares						
at NEW YORK ISLANDERS											
Date	Team	Opponent	Attend	Goaltenders	W Goal						
08 Mar '11 *	Maple Leafs 3	Islanders 4	9,217	Reimer vs Montoya	Blake Comeau						
08 Feb '11	Maple Leafs 5	Islanders 3	7,249	Reimer vs Koskinen	Nikolai Kulemin						
* - Overtime ** - Shootout											
Goals by Period:	1st	2nd	3rd	OT	Total	Shots by Period:	1st	2nd	3rd	OT	Total
MAPLE LEAFS	3	2	6	0	11	MAPLE LEAFS	33	42	32	1	108
ISLANDERS	1	5	2	2	10	ISLANDERS	38	42	39	4	123

### INDIVIDUAL SCORING

MAPLE LEAFS	GP	G	A	P	+/-	PIM	PP	SH	GW	GT	EN	S	%	ISLANDERS	GP	G	A	P	+/-	PIM	PP	SH	GW	GT	EN	S	%
Phil Kessel	4	2	4	2	4	0	1	0	1	0	1	11	18.2	Matt Moulson	4	3	3	-2	0	2	0	0	0	0	12	25.0	
Colby Armstrong	4	1	3	4	2	0	0	0	0	0	7	14.3	Frans Nielsen	4	1	2	3	0	0	0	0	0	0	10	10.0		
Nikolai Kulemin	4	2	1	3	2	0	0	0	1	0	8	25.0	John Tavares	4	1	2	-3	-2	1	0	1	0	0	8	12.5		
Tomas Kaberle	2	1	2	3	2	2	0	0	0	0	2	50.0	Michael Grabner	4	2	0	2	2	2	0	0	0	0	9	22.5		
Darryl Boyce	3	0	3	3	2	0	0	0	0	0	2	0.0	Blake Comeau	3	1	1	2	2	0	0	1	0	0	8	12.5		
Tim Brent	4	1	1	2	0	0	0	0	0	0	7	14.3	Milan Jurcina	4	0	2	-2	0	0	0	0	0	0	3	0.0		
Jay Rosehill	3	1	1	2	-12	0	0	0	0	0	1	100.0	Andrew MacDonald	4	0	2	2	0	4	0	0	0	0	6	0.0		
Clarke MacArthur	4	1	0	1	-1	0	0	0	0	0	10	10.0	PA Parenteau	4	0	2	-4	2	0	0	0	0	2	0.0			
Fredrik Sjostrom	3	1	0	1	1	0	0	0	0	0	4	25.0	Radek Martinek	3	0	2	2	0	2	0	0	0	0	8	0.0		
Keith Aulie	2	1	0	1	1	2	0	0	0	0	1	100.0	Kyle Okposo	3	0	2	2	1	0	0	0	0	0	6	0.0		
Mikhail Grabovski	4	0	1	1	3	4	0	0	0	0	11	0.0	Zenon Konopka	4	1	0	-2	-19	0	0	0	0	0	7	14.3		
Dion Phaneuf	4	0	1	1	-1	2	0	0	0	0	11	0.0	Rob Schremp	4	1	0	1	-2	0	0	0	0	0	1	100.0		
Luke Schenn	4	0	1	1	2	2	0	0	0	0	7	0.0	Josh Bailey	4	0	1	-2	-2	0	0	0	0	0	9	0.0		
Tyler Bozak	4	0	0	-1	0	0	0	0	0	0	5	0.0	Matt Martin	3	0	1	-1	0	0	0	0	0	0	3	0.0		
Mike Komisarck	4	0	0	0	2	0	0	0	0	0	3	0.0	Justin DiBenedetto	1	0	1	-1	0	0	0	0	0	0	1	0.0		
Brett Lebda	4	0	0	0	1	4	0	0	0	0	2	0.0	James Wisniewski	1	0	1	1	0	2	0	0	0	0	1	0.0		
Mike Brown	3	0	0	0	17	0	0	0	0	0	1	0.0	Travis Harnock	3	0	0	-1	-10	0	0	0	0	0	10	0.0		
Francois Beauchemin	2	0	0	-1	2	0	0	0	0	0	3	0.0	Jack Hillen	3	0	0	0	-1	0	0	0	0	0	6	0.0		
Joey Crabb	2	0	0	0	1	0	0	0	0	0	1	0.0	Bruno Gervais	2	0	0	-1	0	0	0	0	0	0	5	0.0		
Carl Gunnarsson	2	0	0	0	1	2	0	0	0	0	2	0.0	Trevor Gillies	2	0	0	0	0	0	0	0	0	0	1	0.0		
Joffrey Lupul	2	0	0	0	0	0	0	0	0	0	5	0.0	Michael Haley	2	0	0	-1	8	0	0	0	0	0	0	0.0		
Kris Versteeg	2	0	0	0	-1	2	0	0	0	0	2	0.0	Ty Wishart	2	0	0	-2	2	0	0	0	0	0	3	0.0		
Colton Orr	1	0	0	0	0	0	0	0	0	0	2	0.0	Jeremy Colliton	1	0	0	0	2	0	0	0	0	0	0	0.0		
Michael Zigomani	1	0	0	0	0	0	0	0	0	0	0	0.0	Mark Eaton	1	0	0	0	0	0	0	0	0	0	2	0.0		
Power Play: 1-13 7.7% / Penalty Killing: 11-14 78.6%														Jesse Joensuu	1	0	0	0	0	0	0	0	0	0	0	0.0	
														Mike Mottau	1	0	0	0	0	0	0	0	0	0	1	0.0	
														Nino Niederreiter	1	0	0	0	0	0	0	0	0	0	1	0.0	
														Jon Sim	1	0	0	0	0	0	0	0	0	0	0	0.0	
														Doug Weight	1	0	0	0	0	0	0	0	0	0	0	0.0	

## GOALTENDING

MAPLE LEAFS										ISLANDERS									
	GP	Min	W-L-OT	SO	GA	SA	SV	GAA	SV%		GP	Min	W-L-OT	SO	GA	SA	SV	GAA	SV%
James Reimer	3	184	2-0-1	0	8	103	95	2.61	.922	Dwayne Roloson	1	63	1-0-0	0	1	30	29	0.95	.967
Jean-Sebastien Giguere	1	63	0-0-1	0	2	20	18	1.89	.900	Al Montoya	2	123	1-1-0	0	5	52	47	2.44	.904
										Mikko Koskinen	1	59	0-1-0	0	5	26	21	5.12	.808

## GOALTENDING

ISLANDERS	GP	Min	W-L-OT	SO	GA	SA	SV	GAA	SV%
Dwayne Roloson	1	63	1-0-0	0	1	30	29	0.95	.967
Al Montoya	2	123	1-1-0	0	5	52	47	2.44	.904
Mikko Koskinen	1	59	0-1-0	0	5	26	21	5.12	.808

## LEAFS VS. NEW YORK ISLANDERS HISTORY

<b>Leafs All-Time Record:</b> 60-58-7-7	<b>Last Leafs win in Toronto:</b> Feb. 22, 2011 (2-1)	<b>Last two consecutive Leafs wins:</b> Feb. 8, 2011 (5-3) & Feb. 22, 2011 (2-1)
<b>Leafs All-Time Home Record:</b> 36-24-4-3	<b>Last Leafs win at NY Islanders:</b> Feb. 8, 2011 (5-3)	<b>Last two consecutive Leafs wins in Toronto:</b> Dec. 8, 2008 (4-2) & Mar. 10, 2009 (3-2 OT)
<b>Leafs All-Time Road Record:</b> 24-34-3-4	<b>Leafs record in shootout:</b> 1-3	<b>Last two consecutive Leafs wins at NY Islanders:</b> Apr. 7, 2000 (2-1) & Nov. 30, 2000 (6-4)

### MOST RECENT NOTABLES VS. NEW YORK ISLANDERS

<b>Last Leaf shutdown in Toronto:</b> Jan. 20, 2004 (2-0) (Ed Belfour)	<b>Last Leaf hat trick:</b> Oct. 14, 1978 (Darryl Sittler)
<b>Last Leaf shutdown at NY Islanders:</b> Never	<b>Last opponent hat trick vs. Leafs:</b> Mar. 20, 1986 (Mike Bossy)
<b>Last opponent shutdown in Toronto:</b> Never	<b>Last Leaf overtime goal:</b> Mar. 10, 2009 vs. NYI (3-2) GRABOVSKI (MacDonald)
<b>Last opponent shutdown at NY Islanders:</b> Oct. 4, 1997 (0-3) (Tommy Salo)	<b>Last opponent overtime goal:</b> Mar. 8, 2011 @ NYI (3-4) Cormeau (REIMER)



## LEAFS vs. NEW YORK RANGERS

**Summary for MAPLE LEAFS:** Won - 1   Lost - 3   OT - 0

at TORONTO MAPLE LEAFS										
Date	Team	Opponent	Attend	Goaltenders	W Goal					
30 Oct '10	Maple Leafs 0	Rangers 2	19,063	Giguere vs Lundqvist	Brian Boyle					
21 Oct '10	Maple Leafs 1	Rangers 2	19,310	Gustavsson vs Biron	Artem Anisimov					
at NEW YORK RANGERS										
19 Jan '11	Maple Leafs 0	Rangers 7	18,200	Giguere, Gustavsson (L) vs Lundqvist	Marian Gaborik					
15 Oct '10 *	Maple Leafs 4	Rangers 3	18,200	Giguere vs Lundqvist	Phil Kessel					
* - Overtime ** - Shootout										
Goals by Period:	1st	2nd	3rd	OT	Total	Shots by Period:	1st	2nd	3rd	OT
MAPLE LEAFS	0	3	1	1	5	MAPLE LEAFS	41	48	30	2
RANGERS	8	3	0	0	14	RANGERS	42	34	30	2

### INDIVIDUAL SCORING

MAPLE LEAFS	GP	G	A	P +/-	PIM	PP	SH	GW	GT	EN	S	%	RANGERS	GP	G	A	P +/-	PIM	PP	SH	GW	GT	EN	S	%		
Phil Kessel	4	2	1	3	-2	2	1	0	1	0	0	19	15.4	Marian Gaborik	2	4	1	5	3	0	1	0	1	0	8	50.0	
Clarke MacArthur	4	1	1	-2	-1	2	0	0	0	0	0	8	12.5	Artur Anisimov	4	1	4	5	2	0	0	0	1	0	0	11	9.1
Tyler Bozak	4	0	2	-3	0	0	0	0	0	0	0	7	0.0	Sean Avery	4	0	5	5	6	6	0	0	0	0	0	6	0.0
Mike Komisarek	4	1	0	-2	7	0	0	0	0	0	3	33.3	Brian Boyle	4	4	0	4	4	0	1	1	0	1	0	7	50.0	
Colby Armstrong	3	1	0	-2	4	0	0	0	0	0	3	33.3	Ruslan Fedotenko	4	2	1	3	3	2	0	0	0	0	0	8	25.0	
Mikhail Grabovski	4	0	1	-1	0	0	0	0	0	0	6	0.0	Ryan Callahan	3	1	1	2	0	0	0	0	0	0	0	0	14	7.1
Tomas Kaberle	4	0	1	-1	0	0	0	0	0	0	8	0.0	Michal Rozsival	3	1	1	2	1	0	0	0	0	0	3	33.3		
Nikolai Kulemin	4	0	1	-3	0	0	0	0	0	0	5	0.0	Brandon Prust	4	0	2	2	2	14	0	0	0	0	0	4	0.0	
Luke Schenn	4	0	1	1	0	5	0	0	0	0	4	0.0	Marc Staal	4	0	2	2	3	2	0	0	0	0	3	0.0		
Francois Beauchemin	4	0	0	-4	0	0	0	0	0	0	10	0.0	Derek Stepan	4	0	2	2	2	2	0	0	0	0	0	8	0.0	
Tim Brent	4	0	0	-1	0	0	0	0	0	0	3	0.0	Wojtek Wolski	1	0	2	2	1	0	0	0	0	0	0	2	0.0	
Colton Orr	4	0	0	-1	26	0	0	0	0	0	0	0.0	Mats Zuccarello	1	1	0	1	1	0	0	0	0	0	3	33.3		
Dion Phaneuf	4	0	0	-5	15	0	0	0	0	0	21	0.0	Dan Girardi	3	0	1	1	2	2	0	0	0	0	0	5	0.0	
Kris Versteeg	4	0	0	-3	2	0	0	0	0	0	6	0.0	Derek Boogaard	3	0	1	1	1	5	0	0	0	0	0	0	0.0	
Mike Brown	3	0	0	-1	7	0	0	0	0	0	3	0.0	Michael Del Zotto	3	0	1	1	1	2	0	0	0	0	0	4	0.0	
Carl Gunnarsson	3	0	0	-2	0	0	0	0	0	0	2	0.0	Steve Eminger	3	0	1	1	2	4	0	0	0	0	0	0	0.0	
Fredrik Sjostrom	3	0	0	-1	0	0	0	0	0	0	6	0.0	Matt Gilroy	4	0	0	0	1	2	0	0	0	0	0	5	0.0	
Michael Zigomias	2	0	0	-1	0	0	0	0	0	0	3	0.0	Brandon Dubinsky	3	0	0	0	-1	4	0	0	0	0	0	2	0.0	
Darryl Boyce	1	0	0	-1	2	0	0	0	0	1	1	0.0	Alex Frolov	3	0	0	0	0	0	0	0	0	0	0	3	0.0	
Luca Caputi	1	0	0	0	2	0	0	0	0	0	4	0.0	Erik Christensen	2	0	0	0	0	0	0	0	0	0	0	6	0.0	
Joey Crabb	1	0	0	-1	0	0	0	0	0	0	1	0.0	Chris Drury	2	0	0	0	-1	4	0	0	0	0	0	2	0.0	
Christian Hanson	1	0	0	0	0	0	0	0	0	0	1	0.0	Michael Sauer	2	0	0	0	1	0	0	0	0	0	0	2	0.0	
Brett Lebda	1	0	0	0	2	0	0	0	0	0	0	0.0	Evgeny Grachev	1	0	0	0	0	0	0	0	0	0	0	0	0.0	
Marcel Mueller	1	0	0	0	0	0	0	0	0	0	3	0.0	Ryan McDonagh	1	0	0	0	3	2	0	0	0	0	0	0	0.0	
													Kris Newbury	1	0	0	0	0	17	0	0	0	0	0	0	0.0	
													Dale Weise	1	0	0	0	5	5	0	0	0	0	0	2	0.0	
													Todd aWhite	1	0	0	0	0	2	0	0	0	0	0	0	0.0	
Power Play: 1-18 5.6% / Penalty Killing: 10-12 83.3%													Power Play: 2-12 16.7% / Penalty Killing: 17-18 94.4%														

## GOALTENDING

MAPLE LEAFS	GP	Min	W-L-OT	SO	GA	SA	SV	GAA	SV%
Jean-Sebastien Giguere	3	128	1-1-0	0	6	51	45	2.81	.882
Jonas Gustavsson	2	112	0-2-0	0	8	57	49	4.27	.860

## GOALTENDING

RANGERS	GP	Min	W-L-OT	SO	GA	SA	SV	GAA	SV%
Henrik Lundqvist	3	183	2-0-1	2	4	96	92	1.31	.958
Martin Biron	1	60	1-0-0	0	1	25	24	1.00	.960

## LEAFS VS. NEW YORK RANGERS HISTORY

<b>Leafs All-Time Record:</b> 276-213-95-5	<b>Last Leafs win in Toronto:</b> Mar. 27, 2010 (3-2 OT)	<b>Last two consecutive Leafs wins:</b> Feb. 22, 2009 (3-2 OT) & Feb. 25, 2009 (2-1 SO)
<b>Leafs All-Time Home Record:</b> 164-89-39-2	<b>Last Leafs win at NY Rangers:</b> Oct. 15, 2010 (4-3 OT)	<b>Last two consecutive Leafs wins in Toronto:</b> Nov. 1, 2008 (5-2) & Feb. 25, 2009 (2-1 SO)
<b>Leafs All-Time Road Record:</b> 112-124-56-3	<b>Leafs record in shootout:</b> 1-3	<b>Last two consecutive Leafs wins at NY Rangers:</b> Oct. 27, 2007 (4-1) & Dec. 6, 2007 (6-2)

### MOST RECENT NOTABLES VS. NEW YORK RANGERS

<b>Last Leaf shutout in Toronto:</b> Feb. 15, 1967 (G-O) (Johnny Bower)	<b>Last Leaf hat trick:</b> Dec. 6, 2007 (Nik Antropov)
<b>Last Leaf shutout at NY Rangers:</b> Oct. 17, 2008 (O-1-50) (Vesa Toskala)	<b>Last opponent hat trick vs. Leafs:</b> Jan. 19, 2011 (Marian Gaborik - *4 goals)
<b>Last opponent shutout in Toronto:</b> Oct. 30, 2010 (O-2) (Henrik Lundqvist)	<b>Last Leaf overtime goal:</b> Oct. 15, 2010 @ NYR (4-3) KESSEL (Lundqvist)
<b>Last opponent shutout at NY Rangers:</b> Jan. 19, 2011 (O-7) (Henrik Lundqvist)	<b>Last opponent overtime goal:</b> Jan. 18, 2001 @ NYR (1-2) Leetch (JOSEPH)



# LEAFS vs. OTTAWA SENATORS

Summary for MAPLE LEAFS: Won - 3 Lost - 2 OT - 1

## at TORONTO MAPLE LEAFS

Date	Team	Opponent	Attend	Goaltenders	W Goal
19 Feb '11 **	Maple Leafs 0	Senators 1	19,460	Reimer vs Anderson	Jason Spezza
02 Nov '10	Maple Leafs 2	Senators 3	19,409	Giguere vs Elliott	Erik Karlsson
09 Oct '10	Maple Leafs 5	Senators 1	19,157	Giguere vs Leclaire	Phil Kessel

## at OTTAWA SENATORS

Date	Team	Opponent	Attend	Goaltenders	W Goal
02 Apr '11	Maple Leafs 4	Senators 2	19,243	Reimer vs Anderson	Tyler Bozak
01 Jan '11	Maple Leafs 5	Senators 1	20,027	Reimer vs Brodeur, Elliott (L)	Tyler Bozak
27 Nov '10	Maple Leafs 0	Senators 3	20,275	Gustavsson vs Elliott	Alex Kovalev

\* - Overtime \*\* - Shootout

Goals by Period:	1st	2nd	3rd	OT	Total	Shots by Period:	1st	2nd	3rd	OT	Total
MAPLE LEAFS	6	4	6	0	16	MAPLE LEAFS	64	66	66	4	200
SENATORS	2	6	2	0	10	SENATORS	52	56	42	0	150

## INDIVIDUAL SCORING

CLARKE LEAFS	GP	G	A	P	+/-	PP	PM	SH	GW	GT	EN	S	%	SENATORS	GP	G	A	P	+/-	PP	PM	SH	GW	GT	EN	S	%
Clarke MacArthur	6	3	4	7	4	0	1	0	0	0	0	17	17.6	Mike Fisher	4	3	1	4	-1	7	0	0	0	0	0	10	30.0
Phil Kessel	6	2	3	5	3	0	0	0	1	0	0	29	6.9	Sergei Gonchar	4	2	2	4	-5	2	2	0	0	0	0	9	22.2
Nikolai Kulemin	6	3	1	4	3	2	0	0	0	0	0	11	27.3	Jason Spezza	5	3	0	3	-3	4	1	0	0	0	0	16	18.8
Kris Versteeg	4	1	3	4	1	5	1	0	0	0	0	10	10.0	Erik Karlsson	5	1	2	3	-1	2	1	0	1	0	0	7	14.3
Tyler Bozak	6	3	0	3	3	2	1	0	2	0	0	11	27.3	Alex Kovalev	5	1	2	3	0	6	1	0	1	0	0	5	20.0
Mikhail Grabovski	6	0	3	3	4	8	0	0	0	0	0	17	0.0	Daniel Fredsson	4	0	3	3	-4	2	0	0	0	0	0	4	0.0
Tomas Kaberle	4	0	3	3	5	0	0	0	0	0	0	8	0.0	Milan Michalek	5	0	2	2	-1	2	0	0	0	0	0	14	0.0
Joey Crabb	3	0	2	2	3	0	0	0	0	0	0	5	0.0	Nick Foligno	6	0	1	1	-5	4	0	0	0	0	0	9	0.0
Tim Brent	6	1	0	1	1	2	0	0	0	0	0	8	12.5	Andre Benoit	2	0	1	1	0	0	0	0	0	0	0	7	0.0
Luke Schenn	6	1	0	1	5	0	0	0	0	0	0	7	14.3	Bobby Butler	2	0	1	1	-1	0	0	0	0	0	0	1	0.0
Darryl Boyce	3	1	0	1	2	2	0	0	0	0	0	1	100.0	Patrick Wiercioch	1	0	1	1	-1	0	0	0	0	0	0	1	0.0
Nazem Kadri	2	1	0	1	0	0	0	0	0	0	0	5	20.0	Chris Neil	6	0	0	0	-2	22	0	0	0	0	0	9	0.0
Carl Gunnarsson	6	0	1	1	1	2	0	0	0	0	0	9	0.0	Chris Phillips	6	0	0	0	-7	6	0	0	0	0	0	6	0.0
Mike Komisarek	6	0	1	1	1	2	0	0	0	0	0	3	0.0	Matt Carkner	5	0	0	0	0	14	0	0	0	0	0	7	0.0
Francois Beauchemin	4	0	1	1	3	2	0	0	0	0	0	11	0.0	Peter Regin	5	0	0	0	-2	0	0	0	0	0	0	10	0.0
Colby Armstrong	2	0	1	1	2	2	0	0	0	0	0	1	0.0	Ryan Shannon	5	0	0	0	0	2	0	0	0	0	0	4	0.0
Joffrey Lupul	2	0	1	1	0	0	0	0	0	0	0	13	0.0	Zack Smith	5	0	0	0	-1	9	0	0	0	0	0	4	0.0
Dion Phaneuf	5	0	0	0	4	16	0	0	0	0	0	11	0.0	Jesse Winchester	5	0	0	0	-3	2	0	0	0	0	0	8	0.0
Fredrik Sjostrom	5	0	0	0	1	2	0	0	0	0	0	4	0.0	Chris Campoli	4	0	0	0	-3	0	0	0	0	0	0	3	0.0
Mike Brown	4	0	0	0	0	5	0	0	0	0	0	4	0.0	Chris Kelly	4	0	0	0	0	4	0	0	0	0	0	2	0.0
Colton Orr	4	0	0	0	0	31	0	0	0	0	0	1	0.0	Filip Kuba	4	0	0	0	0	2	0	0	0	0	0	3	0.0
Keith Aulie	2	0	0	0	0	0	0	0	0	0	0	3	0.0	Brian Lee	3	0	0	0	0	0	0	0	0	0	0	0	0.0
Christian Hanson	2	0	0	0	0	2	0	0	0	0	0	1	0.0	Jarkko Ruutu	3	0	0	0	0	2	0	0	0	0	0	2	0.0
Brett Lebda	2	0	0	0	-1	0	0	0	0	0	0	1	0.0	Erik Condra	2	0	0	0	-1	4	0	0	0	0	0	3	0.0
Jay Rosehill	2	0	0	0	0	17	0	0	0	0	0	2	0.0	David Hale	2	0	0	0	-1	2	0	0	0	0	0	0	0.0
Luca Caputi	1	0	0	0	0	2	0	0	0	0	0	2	0.0	Francis Lessard	2	0	0	0	0	15	0	0	0	0	0	1	0.0
Matt Lashoff	1	0	0	0	0	0	0	0	0	0	0	1	0.0	Stephane Da Costa	1	0	0	0	-1	0	0	0	0	0	0	1	0.0
John Mitchell	1	0	0	0	0	0	0	0	0	0	0	1	0.0	Colin Greening	1	0	0	0	0	0	0	0	0	0	0	0	0.0
Michael Zigomanis	1	0	0	0	0	0	0	0	0	0	0	3	0.0	Jim O'Brien	1	0	0	0	-1	0	0	0	0	0	0	3	0.0
														Marek Svatos	1	0	0	0	0	0	0	0	0	0	1	0	0.0
Power play: 3-27 11.1% / Penalty Killine: 15-20 75.0%																											

Power Play: 3-27 11.1% / Penalty Killing: 15-20 75.0%

Power Play: 5-20 25.0% / Penalty Killing: 24-27 88.9%

MAPLE LEAFS	GP	Min	W-L-OT	SO	GA	SA	SV	GAA	SV%	SENATORS	GP	Min	W-L-OT	SO	GA	SA	SV	GAA	SV%
James Reimer	3	184	2-0-1	1	3	80	77	0.98	.962	Brian Elliott	3	136	2-1-0	1	5	71	66	2.20	.930
Jean-Sebastien Giguere	2	117	1-1-0	0	4	42	38	2.04	.905	Craig Anderson	2	124	1-1-0	1	4	77	73	1.94	.948
Jonas Gustavsson	1	60	0-1-0	0	3	28	25	3.01	.893	Pascal Leclaire	1	60	0-1-0	0	5	38	33	5.01	.868
										Mike Brodeur	1	44	0-0-0	0	2	14	12	2.74	.857

## LEAFS vs. OTTAWA HISTORY

Leafs All-Time Record: 36-37-3-8	Last Leafs win in Toronto: Oct. 9, 2010 (5-1)	Last two consecutive Leafs wins: Mar. 16, 2010 (4-1) & Oct. 9, 2010 (5-1)
Leafs All-Time Home Record: 20-16-2-5	Last Leafs win in Ottawa: Apr. 2, 2011 (4-2)	Last two consecutive Leafs wins in Toronto: Feb. 6, 2010 (5-0) & Oct. 9, 2010 (5-1)
Leafs All-Time Road Record: 16-21-1-3	Leafs record in shootout: 2-4	Last two consecutive Leafs wins in Ottawa: Jan. 1, 2011 (5-1) & Apr. 2, 2011 (4-2)

## MOST RECENT NOTABLES vs. OTTAWA

Last Leaf shutdown in Toronto: Feb. 19, 2011 (0-150) (James Reimer)	Last Leaf hat trick: Apr. 11, 2009 (Boyd Devereaux)
Last Leaf shutdown in Ottawa: Feb. 25, 2008 (5-0) (Vesa Toskala)	Last opponent hat trick vs. Leafs: Apr. 3, 2008 (Antoine Vermette)
Last opponent shutdown in Toronto: Feb. 19, 2011 (0-150) (Craig Anderson)	Last Leaf overtime goal: Feb. 28, 2009 @ OTT (4-3) KUBINA (Elliott)
Last opponent shutdown in Ottawa: Nov. 27, 2010 (3-0) (Brian Elliott)	Last opponent overtime goal: Oct. 3, 2007 vs. OTT (3-4) Heatley (RAYCROFT)



# LEAFS vs. PHILADELPHIA FLYERS

Summary for MAPLE LEAFS: Won - 1 Lost - 3 OT - 0

## at TORONTO MAPLE LEAFS

Date	Team	Opponent	Attend	Goaltenders	W Goal
10 Mar '11	Maple Leafs 2	Flyers 3	19,475	Reimer vs Boucher	Claude Giroux
09 Dec '10	Maple Leafs 1	Flyers 4	19,365	Giguere vs Boucher	Chris Pronger

## at PHILADELPHIA FLYERS

Date	Team	Opponent	Attend	Goaltenders	W Goal
03 Mar '11	Maple Leafs 3	Flyers 2	19,811	Reimer vs Bobrovsky	Darryl Boyce
23 Oct '10	Maple Leafs 2	Flyers 5	19,382	Giguere vs Boucher	Blair Betts

\* - Overtime \*\* - Shootout

Goals by Period:	1st	2nd	3rd	OT	Total	Shots by Period:	1st	2nd	3rd	OT	Total
MAPLE LEAFS	1	5	2	0	8	MAPLE LEAFS	31	50	27	0	108
FLYERS	6	6	2	0	14	FLYERS	45	47	39	0	131

## INDIVIDUAL SCORING

MAPLE LEAFS	GP	G	A	P	+/-	PP	PM	SH	GW	GT	EN	S	%	FLYERS	GP	G	A	P	+/-	PP	PM	SH	GW	GT	EN	S	%	
Clarke MacArthur	4	1	3	4	1	0	0	0	0	0	0	7	14.3	Mike Richards	4	1	5	6	2	0	0	0	0	0	0	11	9.1	
Dion Phaneuf	4	1	3	4	0	4	0	0	0	0	0	14	7.1	Danny Briere	4	3	2	5	3	0	0	0	0	0	0	0	20	15.0
Mikhail Grabovski	4	2	1	3	3	4	1	0	0	0	0	15	13.3	Claude Giroux	4	1	2	3	-3	2	0	0	1	0	0	1	7	14.3
Nikolai Kulemin	4	1	2	3	2	0	0	0	0	0	0	6	16.7	Andrej Meszaros	4	1	2	3	2	8	1	0	0	0	0	0	6	16.7
Phil Kessel	4	1	0	1	-3	4	0	0	0	0	0	14	7.1	Chris Pronger	3	1	2	3	3	0	0	0	1	0	0	0	8	12.5
Darryl Boyce	2	1	0	1	1	2	0	0	1	0	0	2	50.0	Matt Carle	4	0	3	3	5	0	0	0	0	0	0	0	9	0.0
Joffrey Lupul	2	1	0	1	-1	0	0	0	0	0	0	1	100.0	Ville Leino	4	2	0	2	2	4	2	0	0	0	0	0	7	28.6
Colby Armstrong	4	0	1	1	0	11	0	0	0	0	0	6	0.0	Kris Versteeg	2	2	0	2	2	4	0	0	0	0	0	0	4	50.0
Tim Brent	4	0	1	1	-2	0	0	0	0	0	0	4	0.0	Darroll Powe	3	1	1	2	1	2	0	0	0	0	0	3	33.3	
Mike Brown	3	0	1	1	0	7	0	0	0	0	0	2	0.0	Blair Betts	4	1	0	1	1	0	0	0	1	0	0	4	25.0	
Mike Komisarek	3	0	1	1	1	15	0	0	0	0	0	0	0.0	Scott Hartnell	4	1	0	1	3	19	0	0	0	0	0	0	6	16.7
Francois Beauchemin	2	0	1	1	-2	0	0	0	0	0	0	4	0.0	Sean O'Donnell	4	0	1	1	2	6	0	0	0	0	0	0	2	0.0
Tyler Bozak	4	0	0	0	-5	2	0	0	0	0	0	3	0.0	Jody Shelley	4	0	1	1	2	12	0	0	0	0	0	0	0	0.0
Luke Schenn	4	0	0	0	-6	0	0	0	0	0	0	6	0.0	Kimmo Timonen	4	0	1	1	-2	0	0	0	0	0	0	0	8	0.0
Fredrik Sjostrom	4	0	0	0	-3	2	0	0	0	0	0	4	0.0	James van Riemsdyk	4	0	1	1	-1	4	0	0	0	0	0	0	8	0.0
Keith Aulie	3	0	0	0	3	5	0	0	0	0	0	5	0.0	Jeff Carter	3	0	1	1	1	2	0	0	0	0	0	0	16	0.0
Carl Gunnarsson	3	0	0	0	-1	4	0	0	0	0	0	2	0.0	Braydon Coburn	4	0	0	0	-2	4	0	0	0	0	0	2	0	0.0
Brett Lebda	3	0	0	0	-1	0	0	0	0	0	0	5	0.0	Nikolay Zherdev	3	0	0	0	0	0	0	0	0	0	0	0	6	0.0
Joey Crab	2	0	0	1	0	0	0	0	0	0	0	0	0.0	Daniel Carcillo	2	0	0	0	0	5	0	0	0	0	0	2	0	0.0
Tomas Kaberle	2	0	0	0	-2	0	0	0	0	0	0	1	0.0	Andreas Nodl	2	0	0	0	0	0	0	0	0	0	0	0	2	0.0
John Mitchell	2	0	0	0	-2	0	0	0	0	0	0	0	0.0	Nick Boynton	1	0	0	0	0	2	0	0	0	0	0	0	0	0.0
Colton Orr	2	0	0	0	-1	0	0	0	0	0	0	1	0.0	Ben Holmstrom	1	0	0	0	0	0	0	0	0	0	0	0	0	0.0
Kris Versteeg	2	0	0	0	-3	2	0	0	0	0	0	4	0.0															
Nazem Kadri	1	0	0	0	-1	0	0	0	0	0	0	2	0.0															
Power Play: 1-18 5.6% / Penalty Killine: 13-16 81.2%														Power Play: 3-16 18.8% / Penalty Killine: 17-18 94.4%														



LEAFS vs. PHOENIX COYOTES

Summary for MAPLE LEAFS: Won - 0 Lost - 1 OT - 0

at TORONTO MAPLE LEAFS

No Games

at PHOENIX COYOTES

Date	Team	Opponent	Attend	Goaltenders	W Goal					
13 Jan '11	Maple Leafs 1	Coyotes 5	11,205	Reimer vs Bryzgalov	Shane Doan					
* - Overtime ** - Shootout										
Goals by Period:	1st	2nd	3rd	OT	Total	Shots by Period:	1st	2nd	3rd	OT
MAPLE LEAFS	0	0	1	0	1	MAPLE LEAFS	12	5	12	0
COYOTES	1	0	4	0	5	COYOTES	4	8	9	0

INDIVIDUAL SCORING

MAPLE LEAFS	GP	G	A	P	+/-	PIM	PP	SH	GW	GT	EN	S	%	COYOTES	GP	G	A	P	+/-	PIM	PP	SH	GW	GT	EN	S	%
Colby Armstrong	1	1	0	1	-1	0	0	0	0	0	0	2	50.0	Keith Yandle	1	1	2	3	2	2	0	0	0	0	1	1	100.0
Darryl Boyce	1	0	1	1	0	2	0	0	0	0	0	0	0.0	Lauri Korpikoski	1	1	1	2	2	0	0	0	0	0	0	2	50.0
Mike Brown	1	0	1	1	0	0	0	0	0	0	0	0	0.0	Ray Whitney	1	0	2	2	0	2	0	0	0	0	0	0	0.0
Francois Beauchemin	1	0	0	0	0	2	0	0	0	0	0	0	0.0	Shane Doan	1	1	0	1	0	2	1	0	1	0	0	2	50.0
Tyler Bozak	1	0	0	0	-1	0	0	0	0	0	0	0	0.0	Taylor Pyatt	1	1	0	1	1	0	0	0	0	0	0	0	100.0
Tim Brent	1	0	0	0	0	0	0	0	0	0	0	0	0.0	Radim Vrbata	1	1	0	1	0	2	1	0	0	0	0	0	100.0
Joey Crabb	1	0	0	0	-1	0	0	0	0	0	0	0	0.0	Mikkel Boedker	1	0	1	1	1	0	0	0	0	0	0	0	0.0
Mikhail Grabovski	1	0	0	0	-1	4	0	0	0	0	0	4	0.0	Oliver Ekman-Larsson	1	0	1	1	-1	0	0	0	0	0	0	0	1.0
Carl Gunnarsson	1	0	0	0	-1	0	0	0	0	0	0	0	0.0	Kyle Turris	1	0	1	1	1	0	0	0	0	0	0	0	2.0
Tomas Kaberle	1	0	0	0	-1	0	0	0	0	0	0	2	0.0	Scottie Upshall	1	0	1	1	0	0	0	0	0	0	0	0	3.0
Phil Kessel	1	0	0	0	-1	0	0	0	0	0	0	2	0.0	Adrian Aucoin	1	0	0	0	1	0	0	0	0	0	0	0	0.0
Mike Komisarek	1	0	0	0	-1	0	0	0	0	0	0	2	0.0	Eric Belanger	1	0	0	0	1	4	0	0	0	0	0	0	1.0
Nikolai Kulemin	1	0	0	0	-1	2	0	0	0	0	0	3	0.0	Vernon Fiddler	1	0	0	0	0	2	0	0	0	0	0	0	0.0
Brett Lebda	1	0	0	0	0	0	0	0	0	0	0	0	0.0	Martin Hanzal	1	0	0	0	0	0	0	0	0	0	0	0	2.0
Clarke MacArthur	1	0	0	0	-1	4	0	0	0	0	0	2	0.0	Ed Jovanovski	1	0	0	0	0	0	0	0	0	0	0	0	0.0
Colton Orr	1	0	0	0	0	0	0	0	0	0	0	1	0.0	Sami Lepisto	1	0	0	0	1	0	0	0	0	0	0	0	1.0
Dion Phaneuf	1	0	0	0	-1	2	0	0	0	0	0	3	0.0	Derek Morris	1	0	0	0	1	2	0	0	0	0	0	0	0.0
Luke Schenn	1	0	0	0	0	0	0	0	0	0	0	3	0.0	Lee Stempniak	1	0	0	0	0	0	0	0	0	0	0	2	0.0

Power Play: 0-5 0.0% / Penalty Killing: 3-5 60.0%

Power Play: 2-5 40.0% / Penalty Killing: 5-5 100.0%

MAPLE LEAFS	GP	Min	W-L-OT	SO	GA	SA	SV	GAA	SV%	COYOTES	GP	Min	W-L-OT	SO	GA	SA	SV	GAA	SV%
James Reimer	1	58	0-1-0	0	4	20	16	4.13	.800	Ilya Bryzgalov	1	60	1-0-0	0	1	29	28	1.00	.966

LEAFS VS. PHOENIX HISTORY

Leafs All-Time Record: 33-46-8-0	Last Leafs win in Toronto: Oct. 17, 2002 (5-3)	Last two consecutive Leafs wins: Oct. 17, 2002 (5-3) & Oct. 23, 2003 (5-4)
Leafs All-Time Home Record: 20-23-2-0	Last Leafs win in Phoenix: Oct. 23, 2003 (5-4)	Last two consecutive Leafs wins in Toronto: Dec. 11, 2001 (6-3) & Oct. 17, 2002 (5-3)
Leafs All-Time Road Record: 13-23-6-0	Leafs record in shootout: 0-0	Last two consecutive Leafs wins in Phoenix (Winnipeg): Jan. 15, 1994 (5-1) & Feb. 11, 1994 (3-1)

MOST RECENT NOTABLES VS. PHOENIX

Last Leaf shutdown in Toronto: Apr. 10, 1994 (7-0) (Felix Potvin - *vs. Winnipeg)	Last Leaf hat trick: Dec. 14, 1984 (Bill Derlago - *vs. Winnipeg)
Last Leaf shutdown in Phoenix: Never	Last opponent hat trick vs. Leafs: Dec. 4, 2008 (Martin Hanzal)
Last opponent shutdown in Toronto: Nov. 8, 1997 (0-3) (Nikolai Khabibulin)	Last Leaf overtime goal: Never
Last opponent shutdown in Phoenix: Nov. 22, 1997 (0-2) (Nikolai Khabibulin)	Last opponent overtime goal: Mar. 17, 1990 vs. WPG (4-5) Taglianetti (LAFOREST)



LEAFS vs. PITTSBURGH PENGUINS

Summary for MAPLE LEAFS: Won - 2 Lost - 1 OT - 1

at TORONTO MAPLE LEAFS

Date	Team	Opponent	Attend	Goalenders	W Goal
02 Mar '11 *	Maple Leafs 3	Penguins 2	19,473	Reimer vs Fleury	Mikhail Grabovski
26 Feb '11 **	Maple Leafs 5	Penguins 6	19,551	Reimer vs Fleury	Alex Kovalev

at PITTSBURGH PENGUINS

08 Dec '10	Maple Leafs 2	Penguins 5	18,158	Gustavsson vs Fleury	Mark Letestu
13 Oct '10	Maple Leafs 4	Penguins 3	18,112	Gustavsson vs Fleury	Clarke MacArthur
* - Overtime ** - Shootout					

Goals by Period:	1st	2nd	3rd	OT	Total	Shots by Period:	1st	2nd	3rd	OT	Total
MAPLE LEAFS	3	4	6	1	14	MAPLE LEAFS	28	23	37	2	90
PENGUINS	5	7	3	0	15	PENGUINS	37	43	34	6	120

INDIVIDUAL SCORING

MAPLE LEAFS														PENGUINS													
	GP	A	P	+	-	PIM	PP	SH	GW	GT	EN	S	%		GP	A	P	+	-	PIM	PP	SH	GW	GT	EN	S	%
Mikhail Grabovski	4	2	3	5	1	0	0	0	1	0	0	11	18.2	Mark Letestu	4	3	1	4	2	0	1	0	0	0	15	20.0	
Phil Kessel	4	1	4	5	-2	2	0	0	0	0	0	10	10.0	Chris Kunitz	2	1	3	4	1	0	1	0	0	0	3	33.3	
Clarke MacArthur	4	3	1	4	-2	2	1	0	1	0	0	3	100.0	Matt Cooke	4	0	4	4	3	4	0	0	0	0	0	5	0.0
Nikolai Kulemin	4	1	3	4	-1	0	0	0	0	0	0	9	11.1	Sidney Crosby	2	3	0	3	2	6	0	0	0	0	5	60.0	
Dion Phaneuf	3	1	2	3	1	2	1	0	0	0	0	9	11.1	Pascal Dupuis	4	1	2	3	2	2	0	1	0	0	0	11	9.1
Carl Gunnarsson	4	0	3	3	2	0	0	0	0	0	0	6	0.0	Tyler Kennedy	3	0	3	3	3	0	0	0	0	0	8	0.0	
Joffrey Lupul	2	2	0	2	-2	2	1	0	0	0	0	3	66.7	Ben Lovejoy	3	0	3	3	4	2	0	0	0	0	2	0.0	
Tyler Bozak	4	1	1	2	-3	2	1	0	0	0	0	6	16.7	Maxime Talbot	4	2	0	2	0	0	0	1	0	0	4	50.0	
Luke Schenn	4	0	2	2	-1	4	0	0	0	0	0	3	0.0	Chris Conner	3	1	1	2	3	0	0	0	0	0	5	20.0	
Mike Brown	3	0	2	2	0	0	0	0	0	0	0	3	0.0	Matt Niskanen	2	1	1	2	2	0	0	0	0	0	1	100.0	
Tomas Kaberle	2	0	2	2	-1	0	0	0	0	0	0	5	0.0	Alex Goligoski	2	0	2	2	2	0	0	0	0	0	3	0.0	
Colby Armstrong	4	1	0	1	-1	2	0	0	0	0	0	5	20.0	Michael Rupp	4	1	0	1	2	12	0	0	0	0	6	16.7	
Francois Beauchemin	2	1	0	1	-1	0	0	0	0	0	0	2	50.0	Dustin Jeffrey	2	1	0	1	-1	0	0	0	0	0	5	20.0	
Colton Orr	2	1	0	1	1	10	0	0	0	0	0	1	100.0	Alex Kovalev	2	1	0	1	-2	4	0	0	0	0	4	25.0	
Tim Brent	4	0	1	1	-2	0	0	0	0	0	0	2	0.0	Kris Letang	4	0	1	1	-2	4	0	0	0	0	8	0.0	
Kris Versteeg	2	0	1	1	-2	2	0	0	0	0	0	2	0.0	Jordan Staal	2	0	3	1	0	0	0	0	0	0	3	0.0	
Michael Zigomanis	1	0	1	1	1	0	0	0	0	0	0	1	0.0	Evgeni Malkin	1	0	1	1	-1	0	0	0	0	0	6	0.0	
Mike Komisarek	4	0	0	0	-2	12	0	0	0	0	0	3	0.0	Brooks Orpik	1	0	1	1	2	0	0	0	0	0	0	0	0.0
Fredrik Sjostrom	4	0	0	0	-1	0	0	0	0	0	0	2	0.0	Craig Adams	4	0	0	0	0	2	0	0	0	0	7	0.0	
Keith Aulie	3	0	0	0	-3	2	0	0	0	0	0	1	0.0	Denyk Engelland	4	0	0	0	-3	12	0	0	0	0	4	0.0	
Darryl Boyce	2	0	0	0	-1	0	0	0	0	0	0	0	0.0	Paul Martin	3	0	0	0	2	0	0	0	0	0	5	0.0	
Brett Lebda	2	0	0	0	0	0	0	0	0	0	0	2	0.0	Zbynek Michalek	3	0	0	0	2	2	0	0	0	0	0	0	0.0
Jay Rosehill	2	0	0	0	0	14	0	0	0	0	0	1	0.0	Eric Godard	2	0	0	0	-3	17	0	0	0	0	0	0	0.0
Nazem Kadri	1	0	0	0	-1	0	0	0	0	0	0	0	0.0	James Neal	2	0	0	0	-3	4	0	0	0	0	5	0.0	

Power Play: 4-20 20.0% / Penalty Killing: 9-11 81.8%

MAPLE LEAFS	GP	Min	W-L-OT	SO	GA	SA	SV	GAA	SV%	PENGUINS	GP	Min	W-L-OT	SO	GA	SA	SV	GAA	SV%
James Reimer	2	126	1-0-1	0	7	69	62	3.34	.899	Marc-Andre Fleury	4	244	2-1-1	0	14	90	76	3.44	.844
Jonas Gustavsson	2	120	1-1-0	0	8	51	43	4.02	.843										

LEAFS VS. PITTSBURGH HISTORY

Leafs All-Time Record: 72-68-17-3	Last Leafs win in Toronto: Mar. 2, 2011 (3-2 OT)	Last two consecutive Leafs wins: Jan. 31, 2009 (5-4) & Feb. 14, 2009 (6-2)
Leafs All-Time Home Record: 39-27-11-2	Last Leafs win in Pittsburgh: Oct. 13, 2010 (4-3)	Last two consecutive Leafs wins in Toronto: Jan. 31, 2009 (5-4) & Feb. 14, 2009 (6-2)
Leafs All-Time Road Record: 33-41-6-1	Leafs record in shootout: 0-2	Last two consecutive Leafs wins in Pittsburgh: Dec. 20, 2008 (7-3) & Dec. 27, 2009 (4-3)

MOST RECENT NOTABLES VS. PITTSBURGH

Last Leaf shutdown in Toronto: Oct. 27, 2001 (4-0) (Curtis Joseph)	Last Leaf hat trick: Mar. 5, 1980 (Darryl Sittler)
Last Leaf shutdown in Pittsburgh: Mar. 19, 2006 (1-0) (Mikael Tellqvist)	Last opponent hat trick vs. Leafs: Jan. 3, 2008 (Evgeni Malkin)
Last opponent shutdown in Toronto: Dec. 4, 2001 (0-1) (Johan Hedberg)	Last Leaf overtime goal: Mar. 2, 2011 vs. PIT (3-2) GRABOVSKI (Fleury)
Last opponent shutdown in Pittsburgh: Dec. 27, 2000 (0-5) (Garth Snow)	Last opponent overtime goal: Feb. 10, 2007 vs. PIT (5-6) Staal (RAYCROFT)



LEAFS vs. ST. LOUIS BLUES

Summary for MAPLE LEAFS: Won - 1 Lost - 0 OT - 0

at TORONTO MAPLE LEAFS

Date	Team	Opponent	Attend	Goaltenders	W Goal
06 Jan '11 **	Maple Leafs 6	Blues 5	19,283	Gustavsson vs Conklin, Halak	Tyler Bozak

at ST. LOUIS BLUES

No Games

Goals by Period:	1st	2nd	3rd	OT	Total	Shots by Period:	1st	2nd	3rd	OT	Total
MAPLE LEAFS	1	3	1	0	5	MAPLE LEAFS	13	10	7	1	31
BLUES	2	0	3	0	5	BLUES	10	16	12	6	44

INDIVIDUAL SCORING

MAPLE LEAFS	GP	G	A	P	+/-	PIM	PP	SH	GW	GT	EN	S	S%
Phil Kessel	1	2	0	2	-1	0	0	0	0	0	0	7	28.6
Colby Armstrong	1	1	1	2	1	0	0	0	0	0	0	2	50.0
Kris Versteeg	1	1	1	2	1	0	0	0	0	0	0	4	25.0
Francois Beauchemin	1	0	2	2	3	0	0	0	0	0	0	0	0.0
Mikhail Grabovski	1	1	0	1	0	0	0	0	0	0	0	8	12.5
Darryl Boyce	1	0	1	1	2	0	0	0	0	0	0	1	0.0
Mike Komisarek	1	0	1	1	-1	0	0	0	0	0	0	0	0.0
Nikolai Kulemin	1	0	1	1	0	0	0	0	0	0	0	1	0.0
Clarke MacArthur	1	0	1	1	-1	0	0	0	0	0	0	2	0.0
Tyler Bozak	1	0	0	-2	0	0	0	0	0	0	0	1	0.0
Tim Brent	1	0	0	0	0	0	0	0	0	0	0	1	0.0
Joey Crabb	1	0	0	0	0	0	0	0	0	0	0	0	0.0
Tomas Kaberle	1	0	0	0	-1	0	0	0	0	0	0	1	0.0
Brett Lebda	1	0	0	0	-2	0	0	0	0	0	0	0	0.0
Colton Orr	1	0	0	0	0	0	0	0	0	0	0	0	0.0
Dion Phaneuf	1	0	0	0	2	2	0	0	0	0	0	1	0.0
Luke Schenn	1	0	0	0	-1	0	0	0	0	0	0	2	0.0
Fredrik Sjostrom	1	0	0	0	0	0	0	0	0	0	0	0	0.0
Power Play: 0-2 0.0% / Penalty Killing: 1-1 100.0%													

BLUES	GP	G	A	P	+/-	PIM	PP	SH	GW	GT	EN	S	S%
David Backes	1	1	1	2	0	0	0	0	0	0	0	3	33.3
Matt D'Agostini	1	1	1	2	1	0	0	0	0	0	0	7	14.3
Brad Boyes	1	0	2	2	1	0	0	0	0	0	0	3	0.0
Jay McClement	1	0	2	2	2	0	0	0	0	0	0	5	0.0
Eric Brewer	1	1	0	1	0	0	0	0	0	0	0	2	50.0
Alexander Steen	1	1	0	1	1	0	0	0	0	0	0	3	33.3
Brad Winchester	1	1	0	1	1	2	0	0	0	0	0	2	50.0
Vladimir Sobotka	1	0	1	1	-1	0	0	0	0	0	0	2	0.0
Patrik Berglund	1	0	0	-1	0	0	0	0	0	0	0	2	0.0
Carlo Colaiacovo	1	0	0	0	-1	0	0	0	0	0	0	0	0.0
Adam Cracknell	1	0	0	0	-1	0	0	0	0	0	0	0	0.0
Bj Crombeen	1	0	0	0	-1	0	0	0	0	0	0	2	0.0
Barret Jackman	1	0	0	0	0	2	0	0	0	0	0	1	0.0
Cam Janssen	1	0	0	0	-1	0	0	0	0	0	0	0	0.0
Erik Johnson	1	0	0	0	-1	0	0	0	0	0	0	2	0.0
Alex Pietrangelo	1	0	0	0	0	0	0	0	0	0	0	6	0.0
Roman Polak	1	0	0	0	1	0	0	0	0	0	0	1	0.0
Chris Porter	1	0	0	0	-1	0	0	0	0	0	0	3	0.0
Power Play: 0-1 0.0% / Penalty Killing: 2-2 100.0%													

MAPLE LEAFS	GP	Min	W-L-OT	SO	GA	SA	SV	GAA	SV%
Jonas Gustavsson	1	65	1-0-0	0	5	44	39	4.62	.886

BLUES	GP	Min	W-L-OT	SO	GA	SA	SV	GAA	SV%
Ty Conklin	1	33	0-0-1	0	1	12	11	1.83	.917
Jaroslav Halak	1	32	0-0-0	0	4	19	15	7.47	.789

LEAFS VS. ST. LOUIS HISTORY

Leafs All-Time Record: 90-88-25-3	Last Leafs win in Toronto: Jan. 6, 2011 (6-5 SO)	Last two consecutive Leafs wins: Jan. 21, 1999 (4-2) & Mar. 4, 1999 (4-0)
Leafs All-Time Home Record: 59-29-11-3	Last Leafs win in St. Louis: Feb. 6, 2007 (2-1)	Last two consecutive Leafs wins in Toronto: Nov. 5, 1996 (6-3) & Dec. 3, 1996 (2-0)
Leafs All-Time Road Record: 31-59-14-0	Leafs record in shootout: 1-1	Last two consecutive Leafs wins in St. Louis: Jan. 21, 1999 (4-2) & Mar. 4, 1999 (4-0)

MOST RECENT NOTABLES VS. ST. LOUIS

Last Leaf shutout in Toronto: Dec. 3, 1996 (2-0) (Potvin/Cousineau)	Last Leaf hat trick: Dec. 4, 1997 (Derek King)
Least Leaf shutout in St. Louis: Nov. 4, 2000 (0-0) (Curtis Joseph)	Last Opponent hat trick vs. Leafs: Mar. 7, 1994 (Steve Duchesne)
Last opponent shutout in Toronto: Jan. 29, 1997 (0-4) (Grant Fuhr)	Last Leaf overtime goal: Dec. 13, 2001 @ STL (4-3) SUNDIN (Johnson)
Last opponent shutout in St. Louis: Feb. 12, 2010 (0-4) (Chris Mason)	Last opponent overtime goal: Dec. 9, 2003 vs. STL (2-3) Pronger (BELFOUR)



LEAFS vs. SAN JOSE SHARKS

Summary for MAPLE LEAFS: Won - 1 Lost - 0 OT - 0

at TORONTO MAPLE LEAFS

No Games

at SAN JOSE SHARKS

Date	Team	Opponent	Attend	Goaltenders	W Goal
11 Jan '11	Maple Leafs 4	Sharks 2	17,562	Reimer vs Niemi	Carl Gunnarsson
* - Overtime ** - Shootout					

Goals by Period:	1st	2nd	3rd	OT	Total	Shots by Period:	1st	2nd	3rd	OT	Total
MAPLE LEAFS	0	0	4	0	4	MAPLE LEAFS	8	12	6	0	26
SHARKS	1	0	1	0	2	SHARKS	13	21	8	0	42

INDIVIDUAL SCORING

MAPLE LEAFS	GP	G	A	P	+/-	PIM	PP	SH	GW	GT	EN	S	S%
Clarke MacArthur	1	2	0	2	1	0	1	0	0	0	1	3	66.7
Nikolai Kulemin	1	0	2	2	1	0	0	0	0	0	4	0	0.0
Carl Gunnarsson	1	1	0	1	1	0	0	1	0	1	0	100.0	
Phil Kessel	1	1	0	1	1	2	0	0	0	0	0	6	16.7
Colby Armstrong	1	0	1	1	-1	0	0	0	0	0	0	0	0.0
Tyler Bozak	1	0	1	1	1	0	0	0	0	0	0	0	0.0
Joey Crabb	1	0	1	1	1	0	0	0	0	0	0	0	0.0
Mikhail Grabovski	1	0	1	1	1	0	0	0	0	0	1	0	0.0
Tomas Kaberle	1	0	1	1	0	0	0	0	0	0	0	1	0.0
Dion Phaneuf	1	0	1	1	0	2	0	0	0	0	3	0	0.0
Francois Beauchemin	1	0	0	0	0	2	0	0	0	0	2	0	0.0
Darryl Boyce	1	0	0	-1	0	0	0	0	0	0	0	0	0.0
Tim Brent	1	0	0	0	0	0	0	0	0	0	0	0	0.0
Mike Komisarek	1	0	0	0	0	0	0	0	0	0	0	0	0.0
Colton Orr	1	0	0	0	0	2	0	0	0	0	0	1	0.0
Luke Schenn	1	0	0	1	0	0	0	0	0	0	0	2	0.0
Fredrik Sjostrom	1	0	0	0	0	0	0	0	0	0	0	0	0.0
Kris Versteeg	1	0	0	-1	0	0	0	0	0	0	0	2	0.0
Power Play: 1-3 33.3% / Penalty Killing: 4-4 100.0%													

SHARKS	GP	G	A	P	+/-	PIM	PP	SH	GW	GT	EN	S	S%
Patrick Marleau	1	2	0	2	0	0	0	0	0	0	0	6	33.3
Joe Thornton	1	0	2	2	0	0	0	0	0	0	0	2	0.0
Jason Demers	1	0	1	1	0	0	0	0	0	0	0	2	0.0
Dan Boyle	1	0	0	-2	2	0	0	0	0	0	0	1	0.0
Justin Braun	1	0	0	0	0	0	0	0	0	0	0	3	0.0
Ryane Clowe	1	0	0	-2	0	0	0	0	0	0	0	2	0.0
Logan Couture	1	0	0	0	0	0	0	0	0	0	0	4	0.0
Benn Ferrier	1	0	0	0	0	0	0	0	0	0	0	3	0.0
Dany Heatley	1	0	0	-2	2	0	0	0	0	0	0	2	0.0
Kent Huskins	1	0	0	0	2	0	0	0	0	0	0	1	0.0
Jamal Mayers	1	0	0	0	0	0	0	0	0	0	0	0	0.0
Jamie McGinn	1	0	0	0	0	0	0	0	0	0	0	2	0.0
Torrey Mitchell	1	0	0	0	0	0	0	0	0	0	0	0	0.0
Douglas Murray	1	0	0	-1	0	0	0	0	0	0	0	2	0.0
Scott Nichol	1	0	0	-1	2	0	0	0	0	0	0	4	0.0
Devin Setoguchi	1	0	0	0	0	0	0	0	0	0	0	2	0.0
Marc-Edouard Vlasic	1	0	0	-1	0	0	0	0	0	0	0	6	0.0
Niclas Wallin	1	0	0	1	2	0	0	0	0	0	0	0	0.0
Power Play: 0-4 0.0% / Penalty Killing: 2-3 66.7%													

MAPLE LEAFS	GP	Min	W-L-OT	SO	GA	SA	SV	GAA	SV%
James Reimer	1	60	1-0-0	0	2	42	40	2.00	.952

SHARKS	GP	Min	W-L-OT	SO	GA	SA	SV	GAA	SV%
Antti Niemi	1	59	0-1-0	0	3	25	22	3.04	.880

LEAFS VS. SAN JOSE HISTORY

Leafs All-Time Record: 20-13-5-0	Last Leafs win in Toronto: Jan. 29, 2002 (4-3)	Last two consecutive Leafs wins: Feb. 28, 2001 (2-1) & Jan. 29, 2002 (4-3)
Leafs All-Time Home Record: 12-6-2-0	Last Leafs win in San Jose: Jan. 11, 2011 (4-2)	Last two consecutive Leafs wins in Toronto: Feb. 28, 2001 (2-1) & Jan. 29, 2002 (4-3)
Leafs All-Time Road Record: 8-7-3-0	Leafs record in shootout: 0-0	Last two consecutive Leafs wins in San Jose: Dec. 17, 1996 (6-3) & Mar. 26, 1997 (2-1)

MOST RECENT NOTABLES VS. SAN JOSE

Last Leaf shutout in Toronto: Never	Last Leaf hat trick: Never
Last Leaf shutout in San Jose: Nov. 4, 1997 (0-0) (Healy/Cousineau)	Last opponent hat trick vs. Leafs: Never
Last opponent shutout in Toronto: Never	Last Leaf overtime goal: Never
Last opponent shutout in San Jose: Nov. 4, 1997 (0-0) (Mike Vernon)	Last opponent overtime goal: Never







## LEAFS vs. WASHINGTON CAPITALS

Summary for MAPLE LEAFS: Won - 1 Lost - 1 OT - 2

### at TORONTO MAPLE LEAFS

Date	Team	Opponent	Attend	Goaltenders	W Goal
05 Apr '11 **	Maple Leafs 2	Capitals 3	19,509	Reimer vs Neuvirth	Mike Knuble
22 Jan '11	Maple Leafs 1	Capitals 4	19,554	Giguere vs Holtby	Alex Ovechkin

### at WASHINGTON CAPITALS

06 Dec '10 **	Maple Leafs 5	Capitals 4	18,398	Gustavsson vs Neuvirth	Mikhail Grabovski
03 Nov '10 **	Maple Leafs 4	Capitals 5	18,398	Gustavsson vs Neuvirth	Alex Ovechkin
* - Overtime ** - Shootout					

Goals by Period:	1st	2nd	3rd	OT	Total	Shots by Period:	1st	2nd	3rd	OT	Total
MAPLE LEAFS	3	1	7	0	11	MAPLE LEAFS	24	38	45	6	113
CAPITALS	4	6	4	0	14	CAPITALS	41	50	41	6	138

### INDIVIDUAL SCORING

MAPLE LEAFS	GP	G	A	P	+	-	PIM	PP	SH	GW	GT	EN	S	5%
Nikolai Kulemin	4	2	2	4	1	0	0	0	0	0	7	28.6		
Tomas Kaberle	3	0	4	4	1	0	0	0	0	0	5	0.0		
Clarke MacArthur	4	2	1	3	2	2	1	0	0	0	5	40.0		
Mikhail Grabovski	4	1	2	3	1	2	0	0	0	0	10	10.0		
Tim Brent	4	2	0	2	1	2	0	0	0	0	2	100.0		
Kris Versteeg	3	1	1	2	-2	0	0	0	0	0	9	11.1		
Carl Gunnarsson	4	0	2	2	-4	0	0	0	0	0	6	0.0		
Phil Kessel	4	0	2	2	-2	0	0	0	0	0	15	0.0		
Tyler Bozak	4	1	0	1	0	0	1	0	0	0	10	10.0		
Mike Brown	3	1	0	1	1	5	0	0	0	0	10	10.0		
Joffrey Lupul	1	1	0	1	1	0	0	0	0	4	25.0			
Mike Komisarek	4	0	1	1	0	5	0	0	0	0	0	0.0		
Luke Schenn	4	0	1	1	-1	4	0	0	0	0	5	0.0		
Jay Rosehill	3	0	1	1	-2	0	0	0	0	0	0	0.0		
Nazem Kadri	2	0	1	1	0	0	0	0	0	0	1	0.0		
Dion Phaneuf	2	0	1	1	-1	0	0	0	0	0	8	0.0		
John Mitchell	1	0	1	1	1	0	0	0	0	0	1	0.0		
Francois Beauchemin	3	0	0	0	1	2	0	0	0	0	3	0.0		
Colby Armstrong	2	0	0	0	-3	2	0	0	0	0	6	0.0		
Keith Aulie	2	0	0	0	-1	0	0	0	0	0	2	0.0		
Darryl Boyce	2	0	0	0	-1	0	0	0	0	0	0	0.0		
Joey Crabb	2	0	0	0	-2	2	0	0	0	0	2	0.0		
Colton Orr	2	0	0	0	0	10	0	0	0	0	0	0.0		
Fredrik Sjostrom	2	0	0	0	1	2	0	0	0	0	1	0.0		
Luca Caputi	1	0	0	0	-2	0	0	0	0	0	0	0.0		
Matt Lashoff	1	0	0	0	1	2	0	0	0	0	1	0.0		
Brett Lebda	1	0	0	0	-1	2	0	0	0	0	0	0.0		

CAPITALS	GP	G	A	P	+	-	PIM	PP	SH	GW	GT	EN	S	5%
Alex Ovechkin	4	5	2	7	1	0	0	0	0	0	12	21.7		
Nicklas Backstrom	4	0	4	4	1	-8	0	0	0	0	9	0.0		
Brooks Laich	4	0	4	4	4	2	0	0	0	0	6	0.0		
Alexander Semin	2	1	2	3	0	6	1	0	0	0	8	12.5		
Tom Poti	1	0	3	1	1	0	0	0	0	0	0	0.0		
Mathieu Perreault	2	2	0	2	2	0	0	0	0	0	3	66.7		
Jason Chimera	4	1	1	2	3	5	0	0	0	0	10	10.0		
Mike Green	3	1	1	2	2	2	1	0	0	0	5	20.0		
Matt Hendricks	3	1	1	2	2	5	0	0	0	0	6	16.7		
John Carlson	4	0	2	2	1	2	0	0	0	0	8	0.0		
Matt Bradley	3	0	2	2	1	2	0	0	0	0	3	0.0		
Mike Knuble	4	1	0	1	-3	2	1	0	0	0	14	7.1		
John Erskine	3	1	0	1	0	0	0	0	0	0	5	20.0		
Tomas Fleischmann	1	1	0	1	1	0	0	0	0	0	3	33.3		
Boyd Gordon	4	0	1	1	4	0	0	0	0	0	5	0.0		
Jeff Schultz	4	0	1	1	1	0	0	0	0	0	4	0.0		
Marco Sturm	1	0	1	1	-1	0	0	0	0	0	0	0.0		
Karl Alzner	4	0	0	0	0	0	0	0	0	0	4	0.0		
Scott Hannan	3	0	0	0	-2	0	0	0	0	0	1	0.0		
Marcus Johansson	3	0	0	0	-1	0	0	0	0	0	6	0.0		
DJ King	3	0	0	0	-3	10	0	0	0	0	1	0.0		
Eric Fehr	2	0	0	0	1	2	0	0	0	0	7	0.0		
David Steckel	2	0	0	0	-1	2	0	0	0	0	1	0.0		
Jason Arnott	1	0	0	0	-1	0	0	0	0	0	4	0.0		
Jay Beagle	1	0	0	0	0	0	0	0	0	0	1	0.0		
Sean Collins	1	0	0	0	1	0	0	0	0	0	1	0.0		
Brian Fahey	1	0	0	0	0	0	0	0	0	0	0	0.0		

Power Play: 3-13 23.1% / Penalty Killing: 8-12 66.7%

### GOALTENDING

MAPLE LEAFS	GP	Min	W-L-OT	SO	GA	SA	SV	GAA	SV%
Jonas Gustavsson	2	130	1-0-1	0	8	66	58	3.70	.879
James Reimer	1	65	0-0-1	0	2	41	39	1.85	.951
Jean-Sebastien Giguere	1	58	0-1-0	0	3	30	27	3.13	.900

CAPITALS	GP	G	A	P	+	-	PIM	PP	SH	GW	GT	EN	S	5%
Alex Ovechkin	4	5	2	7	1	0	1	0	1	0	0	123	21.7	
Nicklas Backstrom	4	0	4	4	-1	8	0	0	0	0	0	0	9	0.0
Brooks Laich	4	0	4	4	2	0	0	0	0	0	0	0	6	0.0
Alexander Semin	2	1	2	3	0	6	1	0	0	0	0	0	8	12.5
Tom Poti	1	0	3	3	1	0	0	0	0	0	0	0	0	0.0
Mathieu Perreault	2	2	0	2	2	0	0	0	0	0	0	3	66.7	
Jason Chimera	4	1	1	2	3	5	0	0	0	0	0	10	10.0	
Mike Green	3	1	1	2	2	2	1	0	0	0	0	5	20.0	
Matt Hendricks	3	1	1	2	2	5	0	0	0	0	0	6	16.7	
John Carlson	4	0	2	2	1	2	0	0	0	0	0	8	0.0	
Matt Bradley	3	0	2	2	1	2	0	0	0	0	0	3	0.0	
Mike Knuble	4	1	0	1	-3	2	1	0	0	0	0	14	7.1	
John Erskine	3	1	0	1	0	0	0	0	0	0	0	5	20.0	
Tomas Fleischmann	1	1	0	1	1	0	0	0	0	0	0	3	33.3	
Boyd Gordon	4	0	1	1	4	0	0	0	0	0	0	5	0.0	
Jeff Schultz	4	0	1	1	1	0	0	0	0	0	0	4	0.0	
Marco Sturm	1	0	1	1	-1	0	0	0	0	0	0	0	0.0	
Karl Alzner	4	0	0	0	0	0	0	0	0	0	0	4	0.0	
Scott Hannan	3	0	0	0	-2	0	0	0	0	0	0	1	0.0	
Marcus Johansson	3	0	0	0	-1	0	0	0	0	0	0	6	0.0	
DJ King	3	0	0	0	-3	10	0	0	0	0	0	1	0.0	
Eric Fehr	2	0	0	0	-1	2	0	0	0	0	0	7	0.0	
David Steckel	2	0	0	0	-1	2	0	0	0	0	0	1	0.0	
Jason Arnett	1	0	0	0	-1	0	0	0	0	0	0	4	0.0	
Jay Beagle	1	0	0	0	0	0	0	0	0	0	0	1	0.0	
Sean Collins	1	0	0	0	1	0	0	0	0	0	0	1	0.0	
Brian Fahey	1	0	0	0	0	0	0	0	0	0	0	0	0.0	

Power Play: 4-12 33.3% / Penalty Killing: 10-13 76.9%

### GOALTENDING

CAPITALS	GP	Min	W-L-OT	SO	GA	SA	SV	GAA	SV%
Michael Neuvirth	3	195	2-0-1	0	10	77	67	3.08	.870
Braden Holtby	1	60	1-0-0	0	1	36	35	1.00	.972

### LEAFS VS. WASHINGTON HISTORY

<b>Leafs All-Time Record:</b> 54-56-10-2	<b>Last Leafs win in Toronto:</b> Dec. 12, 2009 (6-3)	<b>Last two consecutive Leafs wins:</b> Nov. 21, 2009 (2-1 SO) & Dec. 12, 2009 (6-3)
<b>Leafs All-Time Home Record:</b> 32-21-6-1	<b>Last Leafs win in Washington:</b> Dec. 6, 2010 (5-4 SO)	<b>Last two consecutive Leafs wins in Toronto:</b> Nov. 21, 2009 (2-1 SO) & Dec. 12, 2009 (6-3)
<b>Leafs All-Time Road Record:</b> 22-35-4-1	<b>Leafs record in shootout:</b> 3-2	<b>Last two consecutive Leafs wins in Washington:</b> Jan. 17, 2003 (4-1) & Feb. 20, 2003 (6-2)

### MOST RECENT NOTABLES VS. WASHINGTON

<b>Last Leaf shutdown in Toronto:</b> Mar. 6, 2007 (3-0) (Andrew Raycroft)	<b>Last Leaf hat trick:</b> Jan. 8, 1990 (Gary Leeman)
<b>Last Leaf shutdown in Washington:</b> Never	<b>Last opponent hat trick vs. Leafs:</b> Jan. 22, 2011 (Alex Ovechkin)
<b>Last opponent shutdown in Toronto:</b> Jan. 28, 1984 (0-8) (Pat Riggin)	<b>Last Leaf overtime goal:</b> Mar. 29, 2003 vs. WSH (4-3) SUNDIN (Charpentier)
<b>Last opponent shutdown in Washington:</b> Nov. 1, 1991 (0-4) (Mike Liut)	<b>Last opponent overtime goal:</b> Oct. 16, 1985 vs. WSH (5-6) Duchesne (BERNHARDT)



CHANGING LIVES THROUGH THE SPIRIT AND THE POWER OF SPORTS

The MLSE Team Up Foundation strives to improve the lives of youth by building facilities, giving to sustainable programs and empowering youth through sports and recreation.

BEFORE

RINK REFURBISHMENT

AFTER

mlseteamupfoundation.org



**Anaheim Ducks**  
Honda Center  
2695 Katella Ave.  
Anaheim, California 92806  
Phone: 714-940-2900  
ducks.nhl.com  
Exec. V.P. / General Manager: Bob Murray  
Head Coach: Randy Carlyle  
Director of Media / Communications: Alex Gilchrist



**Boston Bruins**  
TD Garden  
100 Legends Way  
Boston, Massachusetts 02114-1303  
Phone: 617-624-2327  
bruins.nhl.com  
General Manager: Peter Chiarelli  
Head Coach: Claude Julien  
Director of Media Relations: Matt Chmura



**Buffalo Sabres**  
First Niagara Center  
One Seymour H Knox III Plaza  
Buffalo, New York 14203-3096  
Phone: 716-855-4100  
sabres.nhl.com  
General Manager: Darcy Regier  
Head Coach: Lindy Ruff  
Director of Public Relations: Michael Gilbert



**Calgary Flames**  
Pengrowth Saddledome  
P.O. Box 1540, Station M  
Calgary, Alberta T2P 3B9  
Phone: 403-777-2177  
flames.nhl.com  
General Manager: Jay Feaster  
Head Coach: Brent Sutter  
V.P., Communications: Peter Hanlon



**Carolina Hurricanes**  
RBC Center  
1400 Edward Mills Road  
Raleigh, North Carolina 27607  
Phone: 919-467-7825  
hurricanes.nhl.com  
President / General Manager: Jim Rutherford  
Head Coach: Paul Maurice  
Director of Media Relations: Mike Sundheim



**Chicago Blackhawks**  
United Center  
1901 W. Madison Street  
Chicago, Illinois 60612  
Phone: 312-455-7000  
blackhawks.nhl.com  
V.P./General Manager: Stan Bowman  
Head Coach: Joel Quenneville  
Director, Media Relations: Brandon Faber



**Colorado Avalanche**  
Pepsi Center  
1000 Chopper Circle  
Denver, Colorado 80204  
Phone: 303-405-1100  
avalanche.nhl.com  
General Manager/Exec., V.P.: Greg Sherman  
Head Coach: Joe Sacco  
Sr. V.P. Communications / Business Operations:  
Jean Martineau



**Columbus Blue Jackets**  
Nationwide Arena  
200 W. Nationwide Blvd.  
Columbus, Ohio 43215  
Phone: 614-246-4625  
bluejackets.nhl.com  
Exec., V.P. of Hockey Operations /  
General Manager: Scott Howson  
Head Coach: Scott Arniel  
V.P. of Public Relations: Todd Sharrock



**Dallas Stars**  
2601 Avenue of the Stars  
Frisco, Texas 75034  
Phone: 214-387-5500  
stars.nhl.com  
General Manager: Joe Nieuwendyk  
Head Coach: Glen Gulutzan  
Assistant V.P., Communications: Rob Scichilli



**Detroit Red Wings**  
Joe Louis Arena  
19 Steve Yzerman Drive  
Detroit, Michigan 48226  
Phone: 313-394-7000  
redwings.nhl.com  
Exec. V.P. / General Manager: Ken Holland  
Head Coach: Mike Babcock  
Senior Director of Communications: John Hahn



**Edmonton Oilers**  
11230 - 110 Street  
Edmonton, Alberta T5G 3H7  
Phone: 780-414-4625  
oilers.nhl.com  
General Manager: Steve Tambellini  
Head Coach: Tom Renney  
Director, Communications / Media Relations:  
J.J. Hebert



**Florida Panthers**  
BankAtlantic Center  
One Panther Parkway  
Sunrise, Florida 33323  
Phone: 954-835-7000  
panthers.nhl.com  
Exec., V.P./General Manager: Dale Tallon  
Head Coach: Kevin Dineen  
Director, Communications: Justin Copertino



**Los Angeles Kings**  
Staples Center  
1111 South Figueroa Street  
Los Angeles, California 90015  
Phone: 213-742-7100  
kings.nhl.com  
President/General Manager: Dean Lombardi  
Head Coach: Terry Murray  
V.P. Communications / Content: Mike Altieri



**Minnesota Wild**  
317 Washington Street  
St. Paul, Minnesota 55102  
Phone: 651-602-6000  
wild.nhl.com  
General Manager: Chuck Fletcher  
Head Coach: Mike Yeo  
V.P., of Communications / Broadcasting: Bill Robertson



**Montreal Canadiens**  
1909, avenue des Canadiens-de-Montreal  
Montreal, Quebec H4B 5G0  
Phone: 514-932-2582  
canadiens.nhl.com  
Exec., V.P. of Hockey / General Manager:  
Pierre Gauthier  
Head Coach: Jacques Martin  
V.P. Communications / Community Relations:  
Donald Beauchamp



**Nashville Predators**  
Bridgestone Arena  
501 Broadway  
Nashville, Tennessee 37203  
Phone: 615-770-2300  
predators.nhl.com  
President Hockey Ops. / General Manager: David Poile  
Head Coach: Barry Trotz  
Senior V.P. Hockey Communications & P.R.: Gerry Helper



**New Jersey Devils**  
Prudential Center  
165 Mulberry Street  
Newark, New Jersey 07102  
Phone: 973-757-6100  
devils.nhl.com  
President/CEO/General Manager: Lou Lamoriello  
Head Coach: Peter DeBoer  
Senior V.P. Communications: Mike Levine



**New York Islanders**  
1535 Old Country Rd.  
Plainsview, New York 11803  
Phone: 516-501-6700  
islanders.nhl.com  
General Manager: Garth Snow  
Head Coach: Jack Capuano  
Director of Communications: Kimber Auerbach



**New York Rangers**  
14th Floor  
2 Pennsylvania Plaza  
New York, New York  
Phone: 212-465-6486  
rangers.nhl.com  
President / General Manager: Glen Sather  
Head Coach: John Tortorella  
V.P., Public Relations / Player Recruitment: John Rosasco



**Ottawa Senators**  
Scotiabank Place  
1000 Palladium Drive  
Ottawa, Ontario K2V 1A5  
Phone: 613-599-0250  
senators.nhl.com  
Exec. V.P. / General Manager: Bryan Murray  
Head Coach: Paul MacLean  
Director of Communications: Brian Morris



**Philadelphia Flyers**  
Wells Fargo Center  
3601 South Broad Street  
Philadelphia, Pennsylvania  
Phone: 215-465-4500  
flyers.nhl.com  
General Manager: Paul Holmgren  
Head Coach: Peter Laviolette  
Senior Director, Communications: Zack Hill



**Phoenix Coyotes**  
6751 North Sunset Boulevard, #200  
Glendale, Arizona 85305  
Phone: 623-772-3200  
coyotes.nhl.com  
Exec. V.P./General Manager: Don Maloney  
Head Coach: Dave Tippett  
Senior Director, Media Relations: Rich Nain



**Pittsburgh Penguins**  
Consol Energy Center  
1001 Fifth Avenue  
Pittsburgh, Pennsylvania 15219  
Phone: 412-642-1300  
penguins.nhl.com  
Exec. V.P./General Manager: Ray Shero  
Head Coach: Dan Bylsma  
Director of Communications: Jennifer Bullano



**St. Louis Blues**  
Scottrade Center  
1401 Clark Avenue  
St. Louis, Missouri 63103  
Phone: 314-622-2500  
blues.nhl.com  
Executive V.P. / General Manager: Doug Armstrong  
Head Coach: Davis Payne  
V.P., Public Relations: Mike Caruso



**San Jose Sharks**  
HP Pavilion at San Jose  
525 West Santa Clara Street  
San Jose, California 95113  
Phone: 408-287-7070  
sharks.nhl.com  
Executive V.P. / General Manager: Doug Wilson  
Head Coach: Todd McLellan  
Director of Media Relations: Scott Emmert



**Tampa Bay Lightning**  
St. Pete Times Forum  
401 Channelside Drive  
Tampa, Florida 33602  
Phone: 813-301-6500  
lightning.nhl.com  
Vice President / General Manager: Steve Yzerman  
Head Coach: Guy Boucher  
Exec. V.P., Communications: Bill Wickett



**Toronto Maple Leafs**  
Air Canada Centre  
50 Bay St., Suite 500  
Toronto, Ontario M5J 2L2  
mapleleafs.nhl.com  
General Manager: Brian Burke  
Head Coach: Ron Wilson  
Director, Media Relations: Pat Park



**Vancouver Canucks**  
Rogers Arena  
800 Griffiths Way  
Vancouver, British Columbia V6B 6G1  
Phone: 604-899-4600  
canucks.nhl.com  
President / General Manager: Mike Gillis  
Head Coach: Alain Vigneault  
V.P., Communications &  
Community Partnerships: T.C. Carling



**Washington Capitals**  
627 N. Glebe Road, Suite 850  
Arlington, Virginia 22203  
Phone: 202-266-2200  
capitals.nhl.com  
V.P. / General Manager: George McPhee  
Head Coach: Bruce Boudreau  
Director, Media Relations: Sergey Kocharov



**Winnipeg Jets**  
MTS Centre  
300 Portage Ave.  
Winnipeg, MB R3C 5S4  
Phone: 204-987-7825  
jets.nhl.com  
General Manager: Kevin Cheveldayoff  
Head Coach: Claude Noel  
Director, Communications: Scott Brown




**NHL - Toronto**  
Gary Meagher - Sr. V.P., Public Relations & Media  
50 Bay St. 11 Floor  
Toronto, Ontario M5J 2X8  
Phone: 416-981-2777



**NHL - New York**  
Frank Brown - Group V.P., Public Relations  
1185 Avenue of the Americas  
New York, New York  
Phone: 212-789-2000







THEY'RE  
OFF!  
WATCH THEIR  
SMOKE!

©  
Alexandra  
Studio

**HISTORY**

PAGES 172 - 363



## A BRIEF HISTORY OF THE TORONTO MAPLE LEAF HOCKEY CLUB

The Toronto Maple Leafs were formed on February 14, 1927 when Conn Smythe took over the team previously known as the Toronto St. Patricks. The team continued to play out of the old Mutual Street Arena, also known as the "Arena Gardens", until the ice palace on Carlton Street, Maple Leaf Gardens, was built in 1931.

Toronto won its first Stanley Cup as the Maple Leafs in their first season in the Gardens. The "Kid Line" made up of Joe Primeau, Harvey "Busher" Jackson and Charlie Conacher led the team offensively. "Red" Horner led the team in penalty minutes and "Hap" Day and "King" Clancy were the leaders on the blue line.

The Leafs had continued regular season success in the 30's but did not enjoy another Cup victory until 1942. Smythe replenished his talent base in the late 30's by finding multi-talented forward, Syl Apps, dependable goaltender Walter "Turk" Broda and consistent point-getter Gordie Drillon.

Successful Leaf coach Dick Irvin left the Leafs for Montreal in 1940 having won one Stanley Cup and guiding the Leafs to seven Cup Finals in his nine years as Toronto's bench boss. Hap Day took over as coach and won his first Cup behind the bench in dramatic fashion. The Leafs rallied after losing the first three games of the '42 Finals versus the Detroit Red Wings and won the next four to take the series. This is the first and only time this occurred in a Stanley Cup Final series.

The Second World War depleted the Leaf roster as many of the players represented their country overseas. Future captain and star, Ted "Teeder" Kennedy, was first given an opportunity to play in 1943 as a result. Frank "Ulcers" McCool temporarily replaced Broda in net during this period and set an NHL record with three consecutive shutouts in the 1945 playoffs, on the way to the Leafs' next Cup victory.

Conn Smythe's long time right-hand man, Frank Selke, left for Montreal in 1946. Smythe, with the support of the first President of the Gardens and Chairman of the Board, Jack Bickell, emerged as the President of Maple Leaf Gardens Limited and 30% ownership. Bickell, who died in 1951, had a memorial trophy created in his name which honours great Leaf players and significant hockey achievements. Smythe remained as President until his resignation in 1961.

New faces were added to join the players returning from military service with resounding success. Three consecutive Stanley Cups in 1947, 1948 and 1949 demonstrated Smythe's ability to bring together the necessary parts for a winning team. Smythe's most notable player acquisition was on November 20, 1947 when five Leafs were sent to Chicago for Cy Thomas and the previous season's scoring champion, Max Bentley. The 1947 Cup was won over the Montreal Canadiens who were led by Hector "Toe" Blake and Maurice "the Rocket" Richard. In January of 1947, Leaf rookie Howie Meeker set a league record for a rookie by scoring five times in one game. Meeker went on to win the Calder Trophy as Rookie of the Year beating out Gordie Howe for the honours.



Syl Apps & Frank Selke



The "Kid Line"

## A BRIEF HISTORY OF THE TORONTO MAPLE LEAF HOCKEY CLUB

The 1948 Cup victory was clinched in four straight games over the Red Wings who were led by Ted Lindsay, Sid Abel and Howe. After this victory, Syl Apps retired after a distinguished career as Leaf captain and inspirational leader. With new captain "Teeder" Kennedy, the Leafs took the 1949 Cup, again in four straight over Detroit.

The 1950s saw the arrival of new faces such as George Armstrong and Tim Horton. These two men would go on to play more games for the Maple Leafs than any other player. Triumph and tragedy were experienced in 1951. Bill Barilko's overtime goal in game five of the Finals versus the Canadiens won the Leafs the Cup but Barilko died in a plane crash later that summer. The remainder of the 50s saw the Leafs try unsuccessfully to replace retired stars such as "Turk" Broda and Max Bentley. Many player moves were made but the Leafs did not see the Stanley Cup Final again until 1959. Kennedy retired in 1956 and the coaches during this decade were Joe Primeau, "King" Clancy, Howie Meeker, Billy Reay and in 1958, "Punch" Imlach arrived. Conn Smythe's son, Stafford, was given control of the team in 1957 and Stafford employed six assistants including John Bassett and Harold Ballard.

Stafford Smythe brought "Punch" to Toronto and Imlach's first player move was the signing of an American Hockey League veteran goalkeeper by the name of Johnny Bower. The move was originally questioned by many due to Bower's age. The 34-year-old Bower went on to win 220 regular season games and four Stanley Cups over 12 seasons. Imlach assigned himself as coach and stayed for 10 consecutive seasons. Leonard "Red" Kelly was brought over from Detroit and moved from defence to forward in February of 1960. Dave Keon and Eddie Shack were two talented youngsters added to the mix. Frank Mahovlich, who had earlier won the Rookie of the Year honours in 1958, claimed star status on the left wing with his effortless skating, hard shot and soft hands. Chicago even unsuccessfully offered \$1,000,000 for his services in October, 1962.

With Bower in net, the defensive tandems of Bobby Baun/Carl Brewer and Tim Horton/Allan Stanley and forward attackers such as Bob Pulford, Billy Harris, Keon, Mahovlich, Kelly and Armstrong, the Leafs dominated the first half of the 1960s. Even though the Leafs finished in first place at the end of the regular season only once in the 60s, the Leafs showed their true skill in the postseason by winning three consecutive Cups beginning in 1962 and another in 1967.

Toronto defeated Stan Makita's Chicago Blackhawks in 1962 in a six game Final series in which Dave Keon made his Stanley Cup debut. In 1963 and 1964, the Leafs defeated Detroit in the Finals. This made it six of 10 Cups won so far having been acquired in a Final series versus the Red Wings. The Cup victory in 1964 was dramatic in that Baun broke his ankle in Game Six blocking a Gordie Howe slapshot. The Leafs were down three games to two and Baun did not want to miss the rest of the game. He returned to score the overtime goal that game and he did not miss a shift in a Game Seven victory two days later. Baun was on crutches for two months after finally allowing his leg to be plastered.



Punch Imlach



Dave Keon

## A BRIEF HISTORY OF THE TORONTO MAPLE LEAF HOCKEY CLUB

The 1967 Cup victory was significant in several ways. It allowed the Leaf fans to savour a victory over the favoured Canadiens who were led by the coaching of "Toe" Blake and a roster that included Henri Richard, Jean Beliveau, Yvan Cournoyer and Rogie Vachon. The win was also special because it was won by a team with an average age of over 30 and two players over 40 (Bower and Stanley). Dave Keon became the first Leaf to win the Conn Smythe Trophy as the M.V.P. of the playoffs.

With the successes of a veteran team comes the inevitable period of rebuilding. After the '67 Cup, significant deals made to improve the team included the Frank Mahovlich trade which allowed Norm Ullman, Paul Henderson and Floyd Smith to come to Toronto. Imlach was relieved of his duties immediately after being swept out of the 1969 playoffs by the Boston Bruins. The rebuilding had begun.

With the league suddenly stretching its talent pool over 12 teams instead of the original six, Leafs General Manager Jim Gregory and coach John McLellan had more competition for available talent. With the likes of Pulford, Keon, Armstrong still contributing, the Leafs added Brian Glennie, Rick Ley, Jim Dorey and an all important 1970 first-round draft pick, Darryl Sittler. In 1971, Ullman and Keon led the Leafs offensively and the acquisition of 41 year-old goaltending legend Jacques Plante bolstered the team's confidence. Plante led the league that year with a goals-against average of just 1.88.

The contracts that the new World Hockey Association (W.H.A.) were offering attracted several key Leafs away from the team including a young standout goaltender Bernie Parent and veterans such as Keon, Henderson, and Ullman. The Leafs continued to rebuild through the Entry Draft and in 1973 selected Lanny McDonald and Ian Turnbull and, in 1974, added Dave "Tiger" Williams and Mike Palmateer. Chief Scout Gerry McNamara signed two young players from the Swedish National Team in 1973, Inge Hammarstrom and Borje Salming. The appointment of "Red" Kelly as coach in 1973-74 assisted in bringing the team to fourth place in the Eastern Division at the conclusion of the regular season. As the 1970s progressed, so did the Leafs. Sittler and McDonald emerged as superstars. With Errol Thompson added in to complete the Leafs' top line, the team showed an ability to compete against the top teams. Sittler had an unforgettable night on February 7, 1976 when he scored six times and added four assists in an 11-4 win over the Boston Bruins. Kelly and his "pyramid power" strategies were replaced in 1977 by the meticulous detail and modern techniques of a coach out of the Ontario Hockey League, Roger Neilson.

The best playoff performance of the decade for the Leafs was in 1978 in which the Leafs took out the heavily favoured NY Islanders in the Quarter-Finals. Lanny McDonald scored the memorable series winning goal 4:13 into overtime of Game Seven.



Dave "Tiger" Williams

Just prior to the beginning of the 1980s, Leaf fans were surprised by the sudden trading of McDonald on Dec. 29, 1979. This decade was a difficult time for the franchise and its followers. "Punch" Imlach had been brought back to try to rekindle past successes. Many changes took place including the trading of Ian Turnbull, Mike Palmateer and on January 20, 1982, Darryl Sittler. Joe Crozier, Mike Nykoluk, Dan Maloney, John Brophy, George Armstrong and Doug Carpenter each took turns behind the bench during the 1980s.

There were some bright spots. In 1981 Wilf Paiment set a record for most points by a right winger in a season with 97. Rick Vaive was acquired from Vancouver in 1980 in the "Tiger" Williams trade and had three consecutive 50-goal seasons. Wendel Clark, the Leafs' first-round pick, and first overall in the 1985 Entry Draft, had an immediate positive impact on the organization. His competitiveness and spirit restored the

## A BRIEF HISTORY OF THE TORONTO MAPLE LEAF HOCKEY CLUB

team's self confidence and the fans' belief in the team. Gord Stellick, an industrious hockey office employee worked his way through the ranks and was appointed the youngest general manager in the history of the N.H.L. in 1988.

Tom Watt was hired by new General Manager Floyd Smith and took over the coaching duties in 1990 after success with the University of Toronto Varsity Blues and N.H.L. experience in Winnipeg, Vancouver and Calgary. His captain was veteran defenceman Rob Ramage and highly-skilled forward Vincent Damphousse led the team offensively. Dave Ellett was acquired in November of 1990 and two future Hall of Famers, Grant Fuhr and Glenn Anderson, came to the team from the decorated Edmonton Oilers in September of 1991. The January 2, 1992 date is fondly remembered by all Leaf fans. Doug Gilmour, Jamie Macoun, Ric Nattress, Rick Wamsley and Kent Manderville were obtained in exchange for Gary Leeman, Michel Petit, Jeff Reese, Craig Berube and Alexander Godynuk in the league's largest player trade ever. Gilmour has had a very dramatic impact by bringing the team to a level of respectability while setting franchise scoring records in the regular season and playoffs. A second round selection in 1990, Felix Potvin quickly developed into one of the top ten goaltenders in the league and he was a finalist for Rookie Of The Year in 1993.

Cliff Fletcher came to the organization on July 1, 1991 as the Chief Operating Officer, President and General Manager. His goal was to restore the winning tradition on the ice, and off the ice his vision included fostering a solid relationship with the community and the club's alumni. Fletcher brought in Pat Burns to take over as coach in 1992 and his "fire and brimstone" attitude brought out the best in his charges in the springs of 1993 and 1994. The team demonstrated determination, confidence and teamwork. A Game Seven loss in the Semi-Finals to the Wayne Gretzky-led L.A. Kings in '93 and a tough loss to Vancouver in the '94 Semi-Finals renewed the passion and hope with their loyal fan base.

The Entry Draft of 1994 was dramatic due to a major deal which saw Wendel Clark traded to the Nordiques and Mats Sundin join the Leafs in a multi-player deal. In Sundin, the Leafs received a player that would assume top spot on the club's all-time points and goals list while serving as captain for a decade.

A new Toronto Maple Leafs' era was introduced on May 30, 1997 when Ken Dryden was named President of the Toronto Maple Leaf Hockey Club. New coach and former Leaf Pat Quinn would fashion a record of 300-196-52-8 in 574 games with the Maple Leafs, second on the club's list for career wins (Imlach) and in games coached (Imlach). His tenure was highlighted by two trips to the Conference Finals (1999 and 2002) and he reached the playoffs in every year but one, 2005-06. His Leaf clubs qualified for the postseason in each of his first five coaching seasons, including four straight seasons of reaching at least the second round. In addition to his duties as head coach of the Leafs, Quinn also served simultaneously as the team's general manager from July 14, 1999 until August 29, 2003. Fan favourites Curtis Joseph, Tomas Kaberle, Gary Roberts, Alex Mogilny and Sundin were veterans that regularly delivered in the clutch during a period of entertaining, free-wheeling hockey in front of sold-out crowds.

Quinn's successor to the managing duties was John Ferguson. His acquisitions of Joe Nieuwendyk, Eric Lindros and Brian Leetch didn't push the team over the top and he was eventually succeeded by Brian Burke. Burke's new administration has been in place since November 2008. With Ron Wilson behind the bench, Burke has moved aggressively to add building blocks Dion Phaneuf and Phil Kessel in separate blockbuster trades aimed at restoring the team to prominence once again on the league landscape.



Mats Sundin



## RECORD YEAR-BY-YEAR

SEASON	GP	W	L	T	OL	GF	GA	PTS	FINISHED
*** 2010-11	82	37	34	-	11	218	251	85	4th, Northeast Division
*** 2009-10	82	30	38	-	14	214	267	74	5th, Northeast Division
*** 2008-09	82	34	35	-	13	250	293	81	5th, Northeast Division
*** 2007-08	82	36	35	-	11	231	260	83	5th, Northeast Division
*** 2006-07	82	40	31	-	11	258	269	91	3rd, Northeast Division
*** 2005-06	82	41	33	-	8	257	270	90	4th, Northeast Division
** 2004-05						Did not play due to work stoppage			
** 2003-04	82	45	24	10	3	242	204	103	2nd, Northeast Division
** 2002-03	82	44	28	7	3	236	208	98	2nd, Northeast Division
** 2001-02	82	43	25	10	4	249	207	100	2nd, Northeast Division
** 2000-01	82	37	29	11	5	232	207	90	3rd, Northeast Division
** 1999-00	82	45	27	7	3	246	222	100	1st, Northeast Division
1998-99	82	45	30	7		268	231	97	2nd, Northeast Division
1997-98	82	30	43	9		194	237	69	6th, Central Division
1996-97	82	30	44	8		230	273	68	6th, Central Division
1995-96	82	34	36	12		247	252	80	3rd (tie) Central Division
* 1994-95	48	21	19	8		135	146	50	4th, Central Division
1993-94	84	43	29	12		280	243	98	2nd, Central Division
1992-93	84	44	29	11		288	241	99	3rd, Norris Division
1991-92	80	30	43	7		234	294	67	5th, Norris Division
1990-91	80	23	46	11		241	318	57	5th, Norris Division
1989-90	80	38	38	4		337	358	80	3rd, Norris Division
1988-89	80	28	46	6		259	342	62	5th, Norris Division
1987-88	80	21	49	10		273	345	52	4th, Norris Division
1986-87	80	32	42	6		286	319	70	4th, Norris Division
1985-86	80	25	48	7		311	386	57	4th, Norris Division
1984-85	80	20	52	8		253	358	48	5th, Norris Division
1983-84	80	26	45	9		303	387	61	5th, Norris Division
1982-83	80	28	40	12		293	330	68	3rd, Norris Division
1981-82	80	20	44	16		298	380	56	5th, Norris Division
1980-81	80	28	37	15		322	367	71	5th, Adams Division
1979-80	80	35	40	5		304	327	75	4th, Adams Division
1978-79	80	34	33	13		267	252	81	3rd, Adams Division
1977-78	80	41	29	10		271	237	92	3rd, Adams Division
1976-77	80	33	32	15		301	285	81	3rd, Adams Division
1975-76	80	34	31	15		294	276	83	3rd, Adams Division
1974-75	80	31	33	16		280	309	78	3rd, Adams Division
1973-74	78	35	27	16		274	230	86	4th, East Division
1972-73	78	27	41	10		247	279	64	6th, East Division
1971-72	78	33	31	14		209	208	80	4th, East Division
1970-71	78	37	33	8		248	211	82	4th, East Division
1969-70	76	29	34	13		222	242	71	6th, East Division
1968-69	76	35	26	15		234	217	85	4th, East Division
1967-68	74	33	31	10		209	176	76	5th, East Division
1966-67	70	32	27	11		204	211	75	3rd,
1965-66	70	34	25	11		208	187	79	3rd,
1964-65	70	30	26	14		204	173	74	4th,
1963-64	70	33	25	12		192	172	78	3rd,
1962-63	70	35	23	12		221	180	82	1st,
1961-62	70	37	22	11		232	180	85	2nd,
1960-61	70	39	19	12		234	176	90	2nd,
1959-60	70	35	26	9		199	195	79	2nd,
1958-59	70	27	32	11		189	201	65	4th,
1957-58	70	21	38	11		192	226	53	6th,
1956-57	70	21	34	15		174	192	57	5th,
1955-56	70	24	33	13		153	181	61	4th,
1954-55	70	24	24	22		147	135	70	3rd,
1953-54	70	32	24	14		152	131	78	3rd,
1952-53	70	27	30	13		156	167	67	5th,
1951-52	70	29	25	16		168	157	74	3rd,
1950-51	70	41	16	13		212	138	95	2nd,
1949-50	70	31	27	12		176	173	74	3rd,
1948-49	60	22	25	13		147	161	57	4th,
1947-48	60	32	15	13		182	143	77	1st,
1946-47	60	31	19	10		209	172	72	2nd,
1945-46	50	19	24	7		174	185	45	5th,
1944-45	50	24	22	4		183	161	52	3rd,
1943-44	50	23	23	4		214	174	50	3rd,
1942-43	50	22	19	9		198	159	53	3rd,
1941-42	48	27	18	3		158	136	57	2nd,

## PLAYOFF RESULTS

Out of Playoffs
Out of Playoffs
Out of Playoffs
Out of Playoffs
Out of Playoffs
Out of Playoffs
Out of Playoffs
Lost Conference Semi-Final
Lost Conference Quarter-Final
Lost Conference Final
Lost Conference Semi-Final
Lost Conference Semi-Final
Lost Conference Final
Out of Playoffs
Out of Playoffs
Lost Conference Quarter-Final
Lost Conference Quarter-Final
Lost Conference Final
Lost Conference Final
Out of Playoffs
Out of Playoffs
Out of Playoffs
Lost Preliminary
Out of Playoffs
Lost Preliminary
Lost Quarter-Final
Lost Quarter-Final
Out of Playoffs
Out of Playoffs
Lost 1st Round
Out of Playoffs
Lost Preliminary
Lost Preliminary
Lost Quarter-Final
Lost Semi-Final
Lost Quarter-Final
Lost Quarter-Final
Lost Quarter-Final
Lost Quarter-Final
Out of Playoffs
Lost Quarter-Final
Out of Playoffs
Out of Playoffs
Out of Playoffs
Lost Semi-Final
Lost Semi-Final
Lost Semi-Final
Out of Playoffs
Lost Semi-Final
Won Stanley Cup
Lost Semi-Final
Lost Semi-Final
Lost Semi-Final
Lost Final
Out of Playoffs
Out of Playoffs
Lost Semi-Final
Lost Semi-Final
Lost Semi-Final
Out of Playoffs
Lost Semi-Final
Won Stanley Cup
Lost Semi-Final
Won Stanley Cup
Won Stanley Cup
Won Stanley Cup
Out of Playoffs
Won Stanley Cup
Lost Semi-Final
Won Stanley Cup
Won Stanley Cup
Out of Playoffs
Won Stanley Cup
Lost Semi-Final
Won Stanley Cup

## RECORD YEAR-BY-YEAR

SEASON	GP	W	L	T	OL	GF	GA	PTS	FINISHED	PLAYOFF RESULTS
1940-41	48	28	14	6		145	99	62	2nd,	Lost Semi-Final
1939-40	48	25	17	6		134	110	56	3rd,	Lost Final
1938-39	48	19	20	9		114	107	47	3rd,	Lost Final
1937-38	48	24	15	9		151	127	57	1st, Cdn. Division	Lost Final
1936-37	48	22	21	5		119	115	49	3rd, Cdn. Division	Lost Quarter-Final
1935-36	48	23	19	6		126	106	52	2nd, Cdn. Division	Lost Final
1934-35	48	30	14	4		157	111	64	1st, Cdn. Division	Lost Final
1933-34	48	26	13	9		174	119	61	1st, Cdn. Division	Lost Semi-Final
1932-33	48	24	18	6		119	111	54	1st, Cdn. Division	Lost Final
1931-32	48	23	18	7		155	127	53	2nd, Cdn. Division	Won Stanley Cup
1930-31	44	22	13	9		118	99	53	2nd, Cdn. Division	Lost Quarter-Final
1929-30	44	17	21	6		116	124	40	4th, Cdn. Division	Out of Playoffs
1928-29	44	21	18	5		85	69	47	3rd, Cdn. Division	Lost Semi-Final
1927-28	44	18	18	8		89	88	44	4th, Cdn. Division	Out of Playoffs
* 1926-27	44	15	24	5		79	94	35	5th, Cdn. Division	Out of Playoffs
1925-26	36	12	21	3		92	114	27	6th,	Out of Playoffs
1924-25	30	19	11	0		90	84	38	2nd,	Lost NHL S-Final
1923-24	24	10	14	0		59	85	20	3rd,	Out of Playoffs
1922-23	24	13	10	1		82	88	27	3rd,	Out of Playoffs
1921-22	24	13	10	1		98	97	27	2nd,	Won Stanley Cup
1920-21	24	15	9	0		105	100	30	1st, and 2nd***	Lost NHL Final
** 1919-20	24	12	12	0		119	106	24	3rd, and 2nd***	Out of Cup Playoffs
1918-19	18	5	13	0		64	92	10	3rd, and 3rd***	Out of Playoffs
1917-18	22	13	9	0		108	109	26	2nd, and 1st***	Won Stanley Cup

\* - Name changed from St. Patricks to Maple Leafs

\*\* - Name changed from Arenas to St. Patricks

\*\*\* - Season played in two halves with no combined standing at end.



Bill Barilko

\* Shortened season due to work stoppage.

\*\* Includes overtime losses (NHL changed overtime format prior to the 1999-00 season)

\*\*\* Includes overtime and shootout losses (NHL implemented shootout prior to 2005-06 season)



## OPENING NIGHT HISTORY

HOME OPENERS				SEASON OPENERS			
SEASON	DATE	OPPOSITION	RESULT	SEASON	DATE	OPPOSITION	RESULT
2010-11	Oct. 7/10	Montreal	W 3-2	2010-11	See Home Opener		
2009-10	Oct. 1/09	Montreal	L 3-4 (OT)	2009-10	See Home Opener		
2008-09	Oct. 11/08	Montreal	L 1-6	2008-09	Oct. 9/08 at Detroit	W 3-2	
2007-08	Oct. 3/07	Ottawa	3-4 L(OT)	2007-08	See Home Opener		
2006-07	Oct. 4/06	Ottawa	L 1-4	2006-07	See Home Opener		
2005-06	Oct. 5/05	Ottawa	L 2-3(SO)	2005-06	See Home Opener		
2004-05	Did not play due to work stoppage			2004-05	Did not play due to work stoppage		
2003-04	Oct. 11/03	Montreal	L 0-4	2003-04	See Home Opener		
2002-03	Oct. 12/02	Ottawa	L 1-2	2002-03	Oct. 10/02 at Pittsburgh	W 6-0	
2001-02	Oct. 3/01	Ottawa	L 4-5	2001-02	See Home Opener		
2000-01	Oct. 7/00	Montreal	W 2-0	2000-01	See Home Opener		
1999-00	Oct. 4/99	Boston	W 4-0	1999-00	Oct. 2/99 at Montreal	W 4-1	
1998-99	Oct. 10/98	Detroit	W 2-1	1998-99	See Home Opener		
1997-98	Oct. 1/97	Washington	L 1-4	1997-98	See Home Opener		
1996-97	Oct. 5/96	Anaheim	W 4-1	1996-97	See Home Opener		
1995-96	Oct. 10/95	NY Islanders	W 7-3	1995-96	Oct. 7/95 at Pittsburgh	L 3-8	
1994-95	Jan. 25/95	Vancouver	W 6-2	1994-95	Jan. 20/95 at Los Angeles	T 3-3	
1993-94	Oct. 7/93	Dallas	W 6-3	1993-94	See Home Opener		
1992-93	Oct. 6/92	Washington	L 5-6	1992-93	See Home Opener		
1991-92	Oct. 5/91	Detroit	W 8-5	1991-92	Oct. 3/91 at Montreal	L 3-4	
1990-91	Oct. 10/90	Quebec	L 5-8	1990-91	Oct. 4/90 at Winnipeg	L 1-7	
1989-90	Oct. 11/89	Buffalo	L 1-7	1989-90	Oct. 5/89 at Los Angeles	L 2-4	
1988-89	Oct. 8/88	Chicago	W 7-4	1988-89	Oct. 6/88 at Boston	L 1-2*	
1987-88	Oct. 10/87	New Jersey	W 5-2	1987-88	Oct. 8/87 at Chicago	W 7-5	
1986-87	Oct. 9/86	Montreal	W 7-4	1986-85	See Home Opener		
1985-86	Oct. 12/85	Quebec	L 0-4	1985-86	Oct. 10/85 at Boston	L 1-3	
1984-85	Oct. 13/84	Buffalo	W 4-3	1984-85	Oct. 11/84 at Minnesota	W 1-0	
1983-84	Oct. 12/83	Buffalo	T 4-4	1983-84	Oct. 5/83 at Edmonton	L 4-5	
1982-83	Oct. 9/82	New Jersey	T 5-5	1982-83	Oct. 6/82 at Chicago	T 3-3	
1981-82	Oct. 10/81	Chicago	W 9-8	1981-82	Oct. 6/81 at Winnipeg	W 6-1	
1980-81	Oct. 11/80	NY Rangers	L 3-8	1980-81	See Home Opener		
1979-80	Oct. 10/79	NY Rangers	L 3-6	1979-80	See Home Opener		
1978-79	Oct. 14/78	NY Islanders	W 10-7	1978-79	Oct. 11/78 at Pittsburgh	W 3-2	
1977-78	Oct. 15/77	Buffalo	L 2-5	1977-78	Oct. 13/77 at Detroit	T 3-3	
1976-77	Oct. 9/76	Boston	W 7-5	1976-77	Oct. 5/76 at Colorado	L 2-4	
1975-76	Oct. 11/75	Chicago	W 2-1	1975-76	See Home Opener		
1974-75	Oct. 9/74	Kansas City	W 6-2	1974-75	See Home Opener		
1973-74	Oct. 10/73	Buffalo	W 7-4	1973-74	See Home Opener		
1972-73	Oct. 7/72	Chicago	L 1-3	1972-73	See Home Opener		
1971-72	Oct. 16/71	NY Rangers	L 3-5	1971-72	Oct. 8/71 at Vancouver	W 3-2	
1970-71	Oct. 14/70	St. Louis	W 7-3	1970-71	Oct. 11/70 at Vancouver	L 3-5*	
1969-70	Oct. 15/69	Montreal	T 2-2	1969-70	Oct. 11/69 at Detroit	L 2-3	
1968-69	Oct. 16/68	Pittsburgh	T 2-2	1968-69	Oct. 13/68 at Detroit	W 2-1	
1967-68	Oct. 14/67	Chicago	W 5-1	1967-68	See Home Opener		
1966-67	Oct. 22/66	NY Rangers	T 4-4	1966-67	See Home Opener		
1965-66	Oct. 23/65	Chicago	L 0-4	1965-66	See Home Opener		
1964-65	Oct. 17/64	Boston	W 7-2	1964-65	Oct. 15/64 at Detroit	W 5-3	
1963-64	Oct. 12/63	Boston	W 5-1	1963-64	See Home Opener		
1962-63	Oct. 13/62	Boston	T 2-2	1962-63	Oct. 10/62 at Chicago	W 3-1	
1961-62	Oct. 14/61	Boston	W 3-2	1961-62	Oct. 12/61 at Detroit	W 4-2	
1960-61	Oct. 8/60	NY Rangers	L 2-5	1960-61	Oct. 6/60 at Montreal	L 0-5	
1959-60	Oct. 10/59	Chicago	W 6-3	1959-60	See Home Opener		
1958-59	Oct. 18/58	Boston	W 3-2	1958-59	Oct. 11/58 at Chicago	L 1-3	
1957-58	Oct. 12/57	Detroit	L 3-5	1957-58	Oct. 8/57 at Chicago	L 0-1	
1956-57	Oct. 13/56	Detroit	L 1-4	1956-57	Oct. 11/56 at Boston	T 4-4	
1955-56	Oct. 8/55	Detroit	W 4-2	1955-56	Oct. 6/55 at Montreal	L 0-2	
1954-55	Oct. 9/54	Chicago	T 3-3	1954-55	Oct. 7/54 at Detroit	L 1-2	
1953-54	Oct. 10/53	Chicago	W 6-2	1953-54	See Home Opener		
1952-53	Oct. 11/52	Chicago	L 2-6	1952-53	See Home Opener		

\* Denotes afternoon game

## OPENING NIGHT HISTORY

HOME OPENERS				SEASON OPENERS			
SEASON	DATE	OPPOSITION	RESULT	SEASON	DATE	OPPOSITION	RESULT
1951-52	Oct. 13/51	Chicago	L 1-3	1951-52	See Home Opener		
1950-51	Oct. 14/50	Chicago	L 1-2	1950-51	See Home Opener		
1949-50	Oct. 15/49	Chicago	T 4-4	1949-50	See Home Opener		
1948-49	Oct. 16/48	Boston	L 1-4	1948-49	See Home Opener		
1947-48	Oct. 18/47	Detroit	T 2-2	1947-48	See Home Opener		
1946-47	Oct. 19/46	Detroit	W 6-3	1946-47	Oct. 16/46 at Detroit	T 3-3	
1945-46	Oct. 27/45	Boston	T 1-1	1945-46	See Home Opener		
1944-45	Oct. 28/44	NY Rangers	W 2-1	1944-45	See Home Opener		
1943-44	Oct. 30/43	NY Rangers	W 5-2	1943-44	See Home Opener		
1942-43	Oct. 31/42	NY Rangers	W 7-2	1942-43	See Home Opener		
1941-42	Nov. 1/41	NY Rangers	L 3-4	1941-42	See Home Opener		
1940-41	Nov. 2/40	NY Rangers	L 1-4	1940-41	See Home Opener		
1939-40	Nov. 4/39	Boston	W 5-0	1939-40	See Home Opener		
1938-39	Nov. 3/38	Boston	L 2-3	1938-39	See Home Opener		
1937-38	Nov. 4/37	Detroit	T 2-2	1937-38	See Home Opener		
1936-37	Nov. 5/36	Detroit	L 1-3	1936-37	See Home Opener		
1935-36	Nov. 9/35	NY Americans	T 5-5	1935-36	See Home Opener		
1934-35	Nov. 8/34	Boston	W 5-3	1934-35	See Home Opener		
1933-34	Nov. 9/33	Boston	W 6-1	1933-34	See Home Opener		
1932-33	Nov. 10/32	Boston	T 1-1	1932-33	See Home Opener		
1931-32	Nov. 12/31	Chicago	L 1-2	1931-32	See Home Opener		
1930-31	Nov. 13/30	NY Americans	T 0-0	1930-31	See Home Opener		
1929-30	Nov. 14/29	Chicago	T 2-2	1929-30	See Home Opener		
1928-29	Nov. 15/28	Chicago	W 2-0	1928-29	See Home Opener		
1927-28	Nov. 15/27	NY Rangers	L 2-4	1927-28	See Home Opener		
1926-27	Nov. 20/26	NY Rangers	L 1-5	1926-27	Nov. 17/26 at Chicago	L 1-4	
1925-26	Nov. 28/25	Boston	L 2-3	1925-26	See Home Opener		
1924-25	Dec. 3/24	Boston	W 5-3	1924-25	Nov. 29/24 at Montreal	L 1-7	
1923-24	Dec. 15/23	Montreal	W 2-1	1923-24	See Home Opener		
1922-23	Dec. 16/22	Montreal	W 7-2	1922-23	See Home Opener		
1921-22	Dec. 17/21	Montreal	W 5-2	1921-22	See Home Opener		
1920-21	Dec. 25/20	Montreal	W 5-4	1920-21	Dec. 22/20 at Ottawa	L 3-6	
1919-20	Dec. 27/19	Quebec	W 7-4	1919-20	Dec. 23/19 at Ottawa	L 0-3	
1918-19	Dec. 23/18	Montreal	L 3-4	1918-19	See Home Opener		
1917-18	Dec. 22/17	Ottawa	W 11-4	1917-18	Dec. 19/17 at Mtl. Wanderers	L 9-10	

Toronto franchise started as the Arenas (1917).  
Arenas name changed to St. Patricks (1919).  
St. Patricks name changed to Maple Leafs (1927).

Overall record in home openers: 93 GP: 43-32-15-3  
Overall record in season openers: 93 GP: 35-41-14-3



The 48th Highlanders

## ALL-TIME HOME &amp; ROAD RECORDS

	HOME	ROAD
2010/11	18-15-8	19-19-3
2009/10	18-17-6	12-21-8
2008/09	16-16-9	18-19-4
2007/08	18-17-6	18-18-5
2006/07	21-15-5	19-16-6
2005/06	26-12-3	15-21-5
2004/05	Did not play due to work stoppage	
2003/04	22-14-3-2	** 23-10-7-1
2002/03	24-13-4-0	20-15-3-3
2001/02	24-11-6-0	19-14-4-4
2000/01	19-11-7-4	18-18-4-1
1999/00	24-12-5-0	21-15-2-3
1998/99	23-13-5	22-17-2
1997/98	16-20-5	14-23-4
1996/97	18-20-3	12-24-5
1995/96	19-15-7	15-21-5
1994/95	15-7-2	6-12-6 (Shortened Season)
1993/94	23-15-4	20-14-8
1992/93	25-11-6	19-18-5
1991/92	21-16-3	9-27-4
1990/91	15-21-4	8-25-7
1989/90	24-14-2	14-24-2
1988/89	15-20-5	13-26-1
1987/88	14-20-6	7-29-4
1986/87	22-14-4	10-28-2
1985/86	16-21-4	9-27-4
1984/85	10-28-2	10-24-6
1983/84	17-16-7	9-29-2
1982/83	20-15-5	8-25-7
1981/82	12-20-8	8-24-8
1980/81	14-21-5	14-16-10
1979/80	17-19-4	18-21-1
1978/79	20-12-8	14-21-5
1977/78	21-13-6	20-16-4
1976/77	18-13-9	15-19-6
1975/76	23-12-5	11-19-10
1974/75	19-12-9	12-21-7
1973/74	21-11-7	14-16-9
1972/73	20-12-7	7-29-3
1971/72	21-11-7	12-20-7
1970/71	24-9-6	13-24-2
1969/70	18-13-7	11-21-6
1968/69	20-8-10	15-18-5
1967/68	24-9-4	9-22-6
1966/67	21-8-6	11-19-5
1965/66	* 22-9-4	12-16-7
1964/65	17-15-3	13-11-11

\* League-Best Mark (Based on Points Percentage)

\*\* Franchise-Best Mark (Based on Points Percentage)

1919/20 - Name changed from Arenas to St. Patrick's.

1926/27 - Name changed from St. Patrick's to Maple Leafs.

1917-1921 seasons were played in two halves with no combined standing at end.

	HOME	ROAD
1963/64	22-7-6	11-18-6
1962/63	* 21-8-6	14-15-6
1961/62	25-5-5	12-17-6
1960/61	21-6-8	* 18-13-4
1959/60	20-9-6	15-17-3
1958/59	17-13-5	10-19-6
1957/58	12-16-7	9-22-4
1956/57	12-16-7	9-18-8
1955/56	19-10-6	5-23-7
1954/55	14-10-11	10-14-11
1953/54	22-6-7	10-18-7
1952/53	17-12-6	10-18-7
1951/52	17-10-8	12-15-8
1950/51	22-8-5	19-8-8
1949/50	18-9-8	13-18-4
1948/49	12-8-10	10-17-3
1947/48	* 22-3-5	10-12-8
1946/47	* 20-8-2	11-11-8
1945/46	10-13-2	9-11-5
1944/45	13-9-3	11-13-1
1943/44	13-11-1	10-12-3
1942/43	17-6-2	5-13-7
1941/42	* 18-6-0	9-12-3
1940/41	* 16-5-3	12-9-3
1939/40	15-13-6	10-14-0
1938/39	13-8-3	6-12-6
1937/38	13-6-5	11-9-4
1936/37	14-9-1	8-12-4
1935/36	* 15-4-5	8-15-1
1934/35	16-6-2	* 14-8-2
1933/34	** 19-2-3	7-11-6
1932/33	16-4-4	8-14-2
1931/32	* 17-4-3	6-14-4
1930/31	15-4-3	7-9-6
1929/30	10-8-4	7-13-2
1928/29	* 15-5-2	6-13-3
1927/28	9-8-5	9-10-3
1926/27	10-10-2	5-14-3
1925/26	11-5-2	1-16-1
1924/25	10-5-0	* 9-6-0
1923/24	7-5-0	3-9-0
1922/23	10-1-1	3-9-0
1921/22	8-4-0	* 5-6-1
1920/21	* 9-3-0	* 6-6-0
1919/20	8-4-0	4-8-0
1918/19	5-4-0	0-9-0
1917/18	* 10-1-0	3-8-0

## LEADERSHIP

COACHES	YEARS	GAMES	RECORD	POINTS	PTS %
Conn Smythe and (Alex Romeril).....	1926-30	134	57W-57L-20T	134	.500%
Art Duncan*.....	1930-31	49	22W-16L-11T	55	.561%
Dick Irvin**.....	1931-40	427	216W-152L-59T	491	.576%
Hap Day.....	1940-50	546	259W-206L-81T	599	.549%
Joe Primeau.....	1950-53	210	97W-71L-42T	236	.562%
King Clancy.....	1953-56, 66-67, 71-72	206	80W-81L-45T	205	.498%
Howie Meeker.....	1956-57	70	21W-34L-15T	57	.407%
Billy Reay.....	1957-59	90	26W-50L-14T	66	.367%
Punch Imlach*****	1959-69, 79-80	760	365W-270L-125T	855	.563%
John McLellan***	1969-73	310	126W-139L-45T	297	.479%
Red Kelly.....	1973-77	318	133W-123L-62T	328	.516%
Roger Neilson.....	1977-79	160	75W-62L-23T	173	.541%
Floyd Smith****	1979-80	68	30W-33L-5T	65	.478%
Joe Crozier.....	1980-81	40	13W-22L-5T	31	.388%
Mike Nykoluk.....	1981-84	280	89W-144L-47T	225	.402%
Dan Maloney.....	1984-86	160	45W-100L-15T	105	.328%
John Brophy.....	1986-88	193	64W-111L-18T	146	.378%
George Armstrong.....	1988-89	47	17W-26L-4T	38	.404%
Doug Carpenter.....	1989-90	91	39W-47L-5T	83	.456%
Tom Watt.....	1990-92	149	52W-80L-17T	121	.406%
Pat Burns.....	1992-96	281	133W-107L-41T	307	.546%
Nick Beverley.....	1996	17	9W-6L-2T	20	.588%
Mike Murphy.....	1996-98	164	60W-87L-17T	137	.418%
Pat Quinn.....	1998-2006	574	300W-196L-52T-26OT	678	.591%
Paul Maurice.....	2006-08	164	76W-66W-22OL	174	.530%
Ron Wilson.....	2008-Present	246	101W-107L-38OL	240	.488%

\*\*\*\*\* King Clancy was 7-1-2 in 1966-67.

\*\*\*\* Dick Duff was 0-2 and Punch Imlach was 5-5 in 1979-80.

\*\*\* King Clancy was 9-3-3 in 1971-72.

\*\* Art Duncan was 0-3-2 in 1931.

\* Conn Smythe was 1-0-1 in 1930.

GENERAL MANAGERS	YEARS	GAMES	RECORD	POINTS	PTS %
Conn Smythe.....	1927-57	1665	774W-617L-274T	1822	.547%
Hap Day.....	1955-57	140	45W-67L-28T	118	.321%
Howie Meeker**.....	1957	0	0W-0L-0T	0	.000%
Punch Imlach.....	1958-69, 1979-81	951	433W-359L-159T	1025	.539%
Jim Gregory.....	1969-79	788	334W-324L-130T	798	.506%
Gerry McNamara*.....	1981-88	535	166W-302L-67T	399	.373%
Gord Stellick.....	1988-89	80	28W-46L-6T	62	.388%
Floyd Smith.....	1989-91	160	61W-84L-15T	137	.428%
Ken Dryden.....	1997-98 to 1998-99	164	75W-73L-16T	166	.506%
Pat Quinn.....	1999-00 to 2002-03	328	169W-109L-35T-15OT	388	.591%
John Ferguson.....	2003-04 to 2007-08	295	145-110-10-30	330	.559%
Cliff Fletcher.....	1991 to 1996-97, 2008	515	226W-222L-58T-9OL	519	.504%
Brian Burke.....	2008-Present	224	94W-98L-32OL	220	.491%

\*\* Fired before start of season

\* 6-18-1 under the committee of: John Brophy, Dick Duff and Gord Stellick in 1987-88.

## HISTORY OF THE TORONTO MAPLE LEAFS CAPTAINCY

Bert Corbeau.....	1927	George Armstrong.....	1957-58 to 1968-69
Hap Day.....	1927-28 to 1936-37	Dave Keon.....	1969-70 to 1974-75
Charlie Conacher.....	1937-38	Darryl Sittler.....	1975-76 to 1980-81
Red Horner.....	1938-39 to 1939-40	Rick Vaive.....	1981-82 to 1985-86
Syl Apps.....	1940-41 to 1942-43	Rob Ramage.....	1989-90 to 1990-91
Bob Davidson.....	1943-44 to 1944-45	Wendel Clark.....	1991-92 to 1993-94
Syl Apps.....	1945-46 to 1947-48	Doug Gilmour.....	1994-95 to 1996-97
Ted Kennedy.....	1948-49 to 1954-55	Mats Sundin.....	1997-98 to 2007-08
Sid Smith.....	1955-56	Dion Phaneuf.....	2010-11 to Present
Ted Kennedy & Jim Thomson.....	1956-57		



## 1918-19 TORONTO ARENAS

(5-13-0 / 10 points / 3rd & 3rd in NHL)

**GENERAL MANAGER:** Charles Querrie

**HEAD COACH:** Dick Carroll

PLAYER	POS	GP	G	A	PTS	PIM
Alf Skinner	R	17	12	4	16	26
Reg Noble	C/D	17	10	5	15	35
Ken Randall	R/D	14	8	6	14	27
Corb Denneny	C	16	8	3	11	15
Rusty Crawford	L	18	7	4	11	51
Harry Meeking	L	14	7	3	10	32
Harry Cameron	D	7	6	2	8	9
Jack Adams	C	17	3	3	6	35
Harry Mummery	D	13	2	0	2	30
Hap Holmes	G	2	0	0	0	0
Paul Jacobs	D	1	0	0	0	0
Bert Lindsay	G	16	0	0	0	0
Dave Ritchie	D	4	0	0	0	9

PLAYER	POS	GP	W	L	T/O	GA	GAA	SO	PIM	MIN
Bert Lindsay	G	16	5	11	0	83	4.99	0	0	998
Hap Holmes	G	2	0	2	0	9	4.50	0	0	120

### HOME ARENA

Arena Gardens (Capacity: 7,500)

### PLAYOFF RESULT

Out of Playoffs

### UNIFORM



Arena Gardens / Mutual Street Arena



## 1917-18 TORONTO ARENAS

(13-9-0 / 26 points / \*2nd & 1st in NHL)

**GENERAL MANAGER:** Charles Querrie

**HEAD COACH:** Dick Carroll

PLAYER	POS	GP	G	A	PTS	PIM
Reg Noble	C/D	20	30	10	40	35
Corb Denneny	C	21	20	9	29	14
Harry Cameron	D	21	17	10	27	28
Harry Meeking	L	21	10	9	19	28
Alf Skinner	R	20	13	5	18	28
Ken Randall	R/D	21	12	2	14	96
Harry Mummery	D	18	3	3	6	41
Rusty Crawford	L	8	1	2	3	51
Jack Coughlin	R	5	2	0	2	3
Jack Adams	C	8	0	0	0	31
Art Brooks	G	4	0	0	0	0
Sammy Hebert	G	2	0	0	0	0
Hap Holmes	G	16	0	0	0	0
Jack Marks	L/D	5	0	0	0	0

PLAYER	POS	GP	W	L	T/O	GA	GAA	SO	PIM	MIN
Hap Holmes	G	16	9	7	0	76	4.73	0	0	965
Art Brooks	G	4	2	2	0	23	6.27	0	0	220
Sammy Hebert	G	2	1	0	0	10	7.50	0	0	80

### HOME ARENA

\*\*Arena Gardens (Capacity: 7,500)

### PLAYOFF RESULT

Won Stanley Cup (See page 424 for more information)

### UNIFORM



\*From 1917-18 to 1920-21, season played in two halves with no combined standing at end.

\*\*Name changed to Mutual Street Arena in 1938.

\*\*\*From 1917-18 to 1920-21, games that were tied after regulation were decided in sudden-death overtime. There were no ties.



Harry "Hap" Holmes





# 1919-20 TORONTO ST. PATRICKS

(12-12-0 / 24 Points / 3rd & 2nd in NHL)  
**GENERAL MANAGER:** Charles Querrie  
**HEAD COACH:** Frank Heffernan (5-7), Harvey Sproule (7-5)

PLAYER	POS	GP	G	A	PTS	PIM
Corb Denneny	C	24	24	12	36	20
Reg Noble	C/D	24	24	9	33	52
Cully Wilson	R	23	20	6	26	86
Ken Randall	R/D	22	10	8	18	42
Babe Dye	R	23	11	3	14	10
Goldie Prodger	F/D	16	8	6	14	4
Mickey Roach	C	21	11	2	13	4
Joe Matte	D	17	8	3	11	19
Harry Cameron	D	7	3	0	3	6
Frank Heffernan	D	19	0	1	1	10
Jake Forbes	G	5	0	0	0	0
Howard Lockhart	G	7	0	0	0	0
Mike Mitchell	G	16	0	0	0	0

PLAYER	POS	GP	W	L	T/O	GA	GAA	SO	PIM	MIN
Mike Mitchell	G	16	6	7	0	60	4.34	0	0	830
Howard Lockhart	G	7	4	2	0	25	4.84	0	0	310
Jake Forbes	G	5	2	3	0	21	4.20	0	0	300

**HOME ARENA**  
Arena Gardens (Capacity: 7,500)

**PLAYOFF RESULT**  
Out of Playoffs

**UNIFORM**



\*Team name changed from Arenas to St. Patricks prior to start of season.



Reg Noble

GP	DATE	OPPONENT	RESULT
1	Dec 23	@ Ottawa	0-3 L
2	Dec 27	Que. Bulldogs	7-4 W
3	Dec 31	Montreal	5-1 W
4	Jan 3	Ottawa	4-3 W
5	Jan 7	@ Que. Bulldogs	5-7 L
6	Jan 10	@ Montreal	7-14 L
7	Jan 14	Montreal	3-4 L
8	Jan 17	Que. Bulldogs	8-3 W
9	Jan 21	@ Montreal	2-3 L
10	Jan 24	Ottawa	5-3 W
11	Jan 28	@ Ottawa	0-7 L
12	Jan 31	@ Que. Bulldogs	6-10 L
13	Feb 4	Montreal	5-6 L
14	Feb 7	@ Ottawa	4-3 W
15	Feb 11	Que. Bulldogs	7-2 W
16	Feb 16	Que. Bulldogs	4-3 W
17	Feb 18	@ Montreal	8-2 W
18	Feb 21	Ottawa	3-5 L
19	Feb 25	@ Que. Bulldogs	8-2 W
20	Feb 28	Ottawa	0-1 L
21	Mar 3	@ Ottawa	4-7 L
22	Mar 6	Que. Bulldogs	11-2 W
23	Mar 10	Montreal	2-7 L
24	Mar 13	Montreal	11-4 W



# 1920-21 TORONTO ST. PATRICKS

(15-9-0 / 30 Points / 2nd & 1st in NHL)  
**GENERAL MANAGER:** Charles Querrie  
**HEAD COACH:** Frank Carroll

PLAYER	POS	GP	G	A	PTS	PIM
Babe Dye	R	23	33	5	38	32
Reg Noble	C/D	24	19	8	27	54
Harry Cameron	D	24	18	9	27	35
Corb Denneny	C	20	19	7	26	29
Ken Randall	R/D	22	6	5	11	74
Sprague Cleghorn	D	13	3	5	8	31
Cully Wilson	R	8	2	3	5	22
Rod Smylie	L/R	23	2	1	3	2
Billy Stuart	D	19	2	1	3	4
Mickey Roach	C	9	1	1	2	2
Jake Forbes	G	20	0	0	0	0
Jack McDonald	L	6	0	0	0	2
Mike Mitchell	G	4	0	0	0	0

PLAYER	POS	GP	W	L	T/O	GA	GAA	SO	PIM	MIN
Jake Forbes	G	20	13	7	0	78	3.83	0	0	1221
Mike Mitchell	G	4	2	2	0	22	5.50	0	0	240

**HOME ARENA**  
Arena Gardens (Capacity: 7,500)

**PLAYOFF RESULT**  
Lost NHL Final

**UNIFORM**



GP	DATE	OPPONENT	RESULT
1	Dec 22	@ Ottawa	3-6 L
2	Dec 25	Montreal	5-4 W
3	Dec 29	Ottawa	1-8 L
4	Jan 3	@ Hamilton	5-4 W
5	Jan 8	Hamilton	2-3 L (OT)
6	Jan 12	@ Hamilton	4-2 W
7	Jan 15	Ottawa	2-5 L
8	Jan 17	@ Montreal	5-9 L
9	Jan 19	Montreal	7-2 W
10	Jan 22	@ Ottawa	5-4 W (OT)
11	Jan 26	Hamilton	10-3 W
12	Jan 29	@ Montreal	2-4 L
13	Feb 2	@ Ottawa	3-4 L
14	Feb 5	Montreal	10-6 W
15	Feb 9	@ Montreal	5-3 W
16	Feb 12	@ Hamilton	6-4 W
17	Feb 16	Ottawa	4-3 W
18	Feb 19	Hamilton	5-4 W
19	Feb 23	@ Hamilton	4-7 L
20	Feb 26	Ottawa	4-2 W
21	Feb 28	@ Montreal	0-4 L
22	Mar 2	@ Ottawa	3-2 W
23	Mar 5	Hamilton	4-3 W (OT)
24	Mar 7	Montreal	6-4 W



Corb Denneny



(13-10-1 / 27 Points / 2nd in NHL)

**GENERAL MANAGER:** Charles Querrie**HEAD COACH:** George O'Donoghue

PLAYER	POS	GP	G	A	PTS	PIM
Babe Dye	R	24	31	7	38	39
Harry Cameron	D	24	18	17	35	22
Corb Denny	C	24	19	9	28	28
Reg Noble	C/D	24	17	11	28	19
Ken Randall	R/D	24	10	6	16	32
Billy Stuart	D	24	3	7	10	16
Lloyd Andrews	L	11	0	0	0	0
Stan Jackson	L	1	0	0	0	0
Mike Mitchell	G	2	0	0	0	0
Paddy Nolan	L/D	2	0	0	0	0
John Ross Roach	G	22	0	0	0	0
Glenn Smith	D	9	0	0	0	0
Rod Smylie	L/R	20	0	0	0	2
Ted Stackhouse	D	13	0	0	0	2

PLAYER	POS	GP	W	L	T/O	GA	GAA	SO	PIM	MIN
John Ross Roach	G	22	11	10	1	91	4.07	0	0	1340
Mike Mitchell	G	2	2	0	0	6	3.00	0	0	120

**HOME ARENA**

Arena Gardens (Capacity: 7,500)

**PLAYOFF RESULT**

Won Stanley Cup (See page 425 for more information)

**UNIFORM**

\*From 1921-22 to 1926-27, sudden-death overtime was limited to 20 minutes.



John Ross Roach

(13-10-1 / 27 Points / 3rd in NHL)

**GENERAL MANAGER:** Charles Querrie**HEAD COACH:** George O'Donoghue (2-3-0),  
Charles Querrie (11-7-1)

PLAYER	POS	GP	G	A	PTS	PIM
Babe Dye	R	22	26	11	37	19
Jack Adams	C	23	19	9	28	64
Reg Noble	C/D	24	12	11	23	47
Harry Cameron	D	22	9	7	16	27
Billy Stuart	D	23	7	3	10	16
Lloyd Andrews	L	23	5	4	9	10
Ken Randall	R/D	24	3	5	8	58
Corb Denny	C	1	1	0	1	0
Gerry Denoid	C	17	0	1	1	0
John Ross Roach	G	24	0	0	0	0
Ganton Scott	R	17	0	0	0	0
Rod Smylie	L/R	2	0	0	0	0

PLAYER	POS	GP	W	L	T/O	GA	GAA	SO	PIM	MIN
John Ross Roach	G	24	13	10	1	88	3.59	1	0	1469

**HOME ARENA**

Arena Gardens (Capacity: 7,500)

**PLAYOFF RESULT**

Out of Playoffs

**UNIFORM**

GP	DATE	OPPONENT	RESULT
1	Dec 16	Montreal	7-2 W
2	Dec 20	@ Ottawa	2-7 L
3	Dec 23	Hamilton	9-4 W
4	Dec 27	@ Hamilton	6-9 L
5	Dec 30	@ Montreal	2-8 L
6	Jan 3	Ottawa	3-2 W (OT)
7	Jan 6	@ Ottawa	1-2 L
8	Jan 10	@ Hamilton	7-6 W (OT)
9	Jan 13	Montreal	2-2 T
10	Jan 17	Hamilton	2-5 L
11	Jan 20	@ Montreal	1-3 L
12	Jan 24	Ottawa	2-1 W (OT)
13	Jan 27	Montreal	4-2 W
14	Jan 31	@ Ottawa	1-2 L
15	Feb 3	Hamilton	6-5 W
16	Feb 7	@ Hamilton	4-2 W
17	Feb 10	@ Montreal	3-5 L
18	Feb 14	Ottawa	6-4 W
19	Feb 17	@ Hamilton	3-2 W
20	Feb 21	@ Ottawa	1-6 L
21	Feb 24	Montreal	4-3 W
22	Feb 28	@ Montreal	0-3 L
23	Mar 3	Hamilton	4-3 W
24	Mar 5	Ottawa	2-0 W

**Did you Know...**

The St. Patricks game on February 14, 1923 against the Ottawa Senators at Arena Gardens marked the first ever NHL radio broadcast. The third period was broadcast live on the Toronto Star's CFCA radio station. The play-by-play was called by Norman Albert, a colleague of legendary broadcaster Foster Hewitt. Hewitt's first broadcast was likely a game on February 16, 1923 between the Toronto Argonaut Rowing Club and the Kitchener Greenshirts at Arena Gardens. Albert is known to have broadcast only three games, all in 1923.



Foster Hewitt



1923-24 TORONTO ST. PATRICKS

(10-14-0 / 20 Points / 3rd in NHL)  
GENERAL MANAGER: Charles Querrie  
HEAD COACH: Charles Querrie


PLAYER	POS	GP	G	A	PTS	PIM
Babe Dye	R	19	16	3	19	23
Jack Adams	C	22	14	4	18	51
Reg Noble	C/D	24	12	5	17	79
Bert Corbeau	D	24	8	6	14	55
Billy Stuart	D	24	4	3	7	22
Amos Arbour	L	21	1	3	4	4
Lloyd Andrews	L	12	2	1	3	0
Stan Jackson	L	22	1	1	2	6
Albert Holway	D	5	1	0	1	0
George Carey	R	4	0	0	0	0
Howard Lockhart	G	1	0	0	0	0
Wilf Loughlin	D/L	14	0	0	0	2
John Ross Roach	G	23	0	0	0	0
Ganton Scott	R	4	0	0	0	0
Chris Speyer	D	3	0	0	0	0

PLAYER	POS	GP	W	L	T/O	GA	GAA	SO	PIM	MIN
John Ross Roach	G	23	10	13	0	80	3.48	1	0	1380
Howard Lockhart	G	1	0	1	0	5	5.00	0	0	60

HOME ARENA  
Arena Gardens (Capacity: 7,500)

PLAYOFF RESULT  
Out of Playoffs

UNIFORM



Cecil "Babe" Dye

GP	DATE	OPPONENT	RESULT
1	Dec 15	Montreal	2-1 W
2	Dec 19	@ Ottawa	2-5 L
3	Dec 22	Hamilton	5-2 W
4	Dec 26	Hamilton	2-1 W
5	Dec 29	@ Montreal	0-3 L
6	Jan 2	Ottawa	3-4 L
7	Jan 5	@ Ottawa	3-7 L
8	Jan 9	@ Hamilton	3-5 L
9	Jan 12	Montreal	5-3 W
10	Jan 16	Hamilton	3-1 W
11	Jan 19	@ Montreal	2-0 W
12	Jan 23	Ottawa	1-5 L
13	Jan 26	Montreal	2-1 W
14	Jan 30	@ Ottawa	2-7 L
15	Feb 2	Hamilton	2-4 L
16	Feb 6	@ Hamilton	4-6 L
17	Feb 9	@ Montreal	3-5 L
18	Feb 13	Ottawa	4-2 W
19	Feb 16	@ Ottawa	2-1 W
20	Feb 20	@ Hamilton	1-3 L
21	Feb 23	Hamilton	2-1 W
22	Feb 27	@ Montreal	1-6 L
23	Mar 1	Montreal	1-4 L
24	Mar 5	Ottawa	4-8 L



1924-25 TORONTO ST. PATRICKS

(19-11-0 / 38 Points / 2nd in NHL)  
GENERAL MANAGER: Charles Querrie  
HEAD COACH: Eddie Powers

PLAYER	POS	GP	G	A	PTS	PIM
Babe Dye	R	29	38	8	46	41
Jack Adams	C	27	21	10	31	67
Hap Day	D	26	10	12	22	33
Bert McCaffrey	R/D	30	10	6	16	12
Bert Corbeau	D	30	4	6	10	74
Albert Holway	D	25	2	2	4	20
Mike Neville	C	13	1	2	3	4
Lloyd Andrews	L	7	1	0	1	0
Alvin Fisher	R	9	1	0	1	4
Reg Noble	C/D	3	1	0	1	8
Reg Reid	L	27	1	0	1	2
Rod Smylie	L/R	11	1	0	1	0
Billy Stuart	D	4	0	1	1	2
Charlie Cotch	L	5	0	0	0	0
Stan Jackson	L	3	0	0	0	7
John Ross Roach	G	30	0	0	0	0
Chris Speyer	D	2	0	0	0	0

PLAYER	POS	GP	W	L	T/O	GA	GAA	SO	PIM	MIN
John Ross Roach	G	30	19	11	0	84	2.80	1	0	1800

HOME ARENA  
Arena Gardens (Capacity: 7,500)

PLAYOFF RESULT  
Lost NHL Semi-Final

UNIFORM







# 1925-26 TORONTO ST. PATRICKS

(12-21-3 / 27 Points / 6th in NHL)

**GENERAL MANAGER:** Charles Querrie  
**HEAD COACH:** Eddie Powers

PLAYER	POS	GP	G	A	PTS	PIM
Jack Adams	C	36	21	5	26	52
Babe Dye	R	31	18	5	23	26
Bert McCaffrey	R/D	36	14	7	21	42
Pete Bellefeuille	R	36	14	2	16	22
Hap Day	D	36	14	2	16	26
Bert Corbeau	D	36	5	5	10	121
Mike Neville	C	33	3	3	6	8
Norm Shay	D/R	22	3	1	4	18
Francis Cain	D	23	0	0	0	8
Albert Holway	D	12	0	0	0	0
Gerry Munro	D	4	0	0	0	0
Reg Reid	L	12	0	0	0	2
John Ross Roach	G	36	0	0	0	0
Rod Smylie	L/R	5	0	0	0	0
Gordon Spence	L	3	0	0	0	0

PLAYER	POS	GP	W	L	T/O	GA	GAA	SO	PIM	MIN
John Ross Roach	G	36	12	21	3	114	3.07	2	0	2231

## HOME ARENA

Arena Gardens (Capacity: 7,500)

## PLAYOFF RESULT

Out of Playoffs

## UNIFORM



GP	DATE	OPPONENT	RESULT
1	Nov 28	Boston	2-3 L
2	Dec 1	@ Mtl. Maroons	2-4 L
3	Dec 5	NY Americans	5-3 W
4	Dec 9	@ Pit. Pirates	3-6 L
5	Dec 12	Mtl. Canadiens	4-0 W
6	Dec 19	Pit. Pirates	1-1 T
7	Dec 23	@ Ottawa	2-4 L
8	Dec 26	Mtl. Maroons	0-2 L
9	Dec 29	@ Boston	0-3 L
10	Dec 30	@ NY Americans	1-2 L (OT)
11	Jan 1	Ottawa	3-0 W
12	Jan 5	@ Mtl. Canadiens	4-5 L
13	Jan 9	Boston	3-2 W
14	Jan 12	@ Mtl. Maroons	2-5 L
15	Jan 15	NY Americans	4-3 W
16	Jan 21	@ Pit. Pirates	4-5 L
17	Jan 23	Mtl. Canadiens	6-2 W
18	Jan 26	@ Mtl. Canadiens	3-6 L
19	Jan 29	Pit. Pirates	3-2 W
20	Feb 2	@ Boston	2-3 L
21	Feb 3	@ NY Americans	1-1 T
22	Feb 6	Ottawa	4-1 W
23	Feb 9	Mtl. Maroons	3-5 L
24	Feb 11	@ Ottawa	1-2 L
25	Feb 13	Boston	4-7 L
26	Feb 16	@ NY Americans	3-2 W
27	Feb 18	@ Mtl. Maroons	2-5 L
28	Feb 20	Pit. Pirates	3-1 W
29	Feb 22	@ Boston	1-2 L (OT)
30	Feb 27	Mtl. Maroons	3-4 L
31	Mar 4	@ Pit. Pirates	2-7 L
32	Mar 6	NY Americans	4-2 W
33	Mar 11	Mtl. Canadiens	5-3 W
34	Mar 13	Ottawa	1-1 T
35	Mar 16	@ Mtl. Canadiens	1-6 L
36	Mar 17	@ Ottawa	0-4 L



# 1926-27

(15-24-5 / 35 Points / 5th in Canadian Division)

**GENERAL MANAGER:** Charles Querrie (Nov. 17 - Feb. 10),  
None (Feb. 12 - Mar. 26)  
**HEAD COACH:** Charles Querrie (8-17-4), Mike Rodden (0-2-0),  
Alex Romeril (7-5-1)  
**CAPTAIN:** Bert Corbeau

PLAYER	POS	GP	G	A	PTS	PIM
Ace Bailey	R	42	15	13	28	82
Bill Carson	C	40	16	6	22	41
Hap Day	D	44	11	5	16	50
Butch Keeling	L	30	11	2	13	29
Bert McCaffrey	R/D	43	5	5	10	43
Bill Brydage	D	41	6	3	9	76
Corb Denny	C	29	7	1	8	24
George Patterson	L/R	17	4	2	6	17
Bert Corbeau	D	41	1	2	3	88
Harold Halderson	D	25	1	2	3	36
Lloyd Gross	L	6	1	1	2	0
Leo Bourgeault	D	22	1	0	1	44
Danny Cox	R	14	0	1	1	4
Pete Bellefeuille	L	13	0	0	0	12
Al Pudas	L/R	4	0	0	0	0
John Ross Roach	G	44	0	0	0	0
Jesse Spring	D	2	0	0	0	0
Carl Voss	C	12	0	0	0	0

PLAYER	POS	GP	W	L	T/O	GA	GAA	SO	PIM	MIN
John Ross Roach	G	44	15	24	5	94	2.04	4	0	2764

## HOME ARENA

Arena Gardens (Capacity: 7,500)

## PLAYOFF RESULT

Out of Playoffs

## UNIFORM

NOV. - FEB. 16



FEB. 17 - MAR.



\*Team name changed from St. Patricks to Maple Leafs (February 14, 1927).  
First Maple Leafs game played February 17 vs. New York Americans.

GP	DATE	OPPONENT	RESULT
1	Nov 17	@ Chicago	1-4 L
2	Nov 20	NY Rangers	1-5 L
3	Nov 25	Ottawa	2-2 T
4	Nov 30	Pit. Pirates	6-0 W
5	Dec 2	@ Mtl. Canadiens	0-2 L
6	Dec 4	NY Americans	0-1 L
7	Dec 9	Chicago	5-2 W
8	Dec 11	@ Ottawa	1-2 L
9	Dec 14	@ Mtl. Maroons	0-3 L
10	Dec 18	Mtl. Canadiens	0-2 L
11	Dec 20	@ NY Americans	0-2 L
12	Dec 21	@ Boston	5-3 W
13	Dec 25	@ Pit. Pirates	2-3 L
14	Dec 30	Boston	4-1 W
15	Jan 1	Mtl. Maroons	0-3 L
16	Jan 4	@ Det. Cougars	2-1 W
17	Jan 8	NY Americans	3-1 W
18	Jan 11	@ Ottawa	1-4 L
19	Jan 13	@ NY Rangers	1-1 T
20	Jan 15	Det. Cougars	1-1 T
21	Jan 19	@ Chicago	3-4 L (OT)
22	Jan 22	@ Mtl. Canadiens	0-4 L
23	Jan 27	Mtl. Maroons	3-5 L
24	Jan 29	Chicago	6-1 W
25	Feb 1	@ Boston	0-1 L
26	Feb 3	@ NY Americans	0-0 T
27	Feb 5	Boston	1-0 W
28	Feb 8	@ Mtl. Maroons	0-3 L
29	Feb 10	NY Rangers	2-3 L
30	Feb 12	Ottawa	0-1 L
31	Feb 16	@ Det. Cougars	1-5 L
32	Feb 17	NY Americans	4-1 W*
33	Feb 19	Mtl. Maroons	1-2 L (OT)
34	Feb 22	@ NY Rangers	3-2 W (OT)
35	Feb 24	Mtl. Canadiens	2-3 L
36	Feb 26	@ Pit. Pirates	1-1 T
37	Mar 1	Pit. Pirates	4-1 W
38	Mar 5	Det. Cougars	4-2 W
39	Mar 10	@ Mtl. Canadiens	2-4 L
40	Mar 12	@ Mtl. Maroons	1-0 W
41	Mar 19	Ottawa	0-2 L
42	Mar 21	@ NY Americans	4-1 W
43	Mar 24	@ Ottawa	0-4 L
44	Mar 26	Mtl. Canadiens	2-1 W

Did you Know...

George Patterson (pictured) scored the first goal for the newly named 'Toronto Maple Leafs' on February 17, 1927 versus the New York Americans. Ace Bailey scored twice in the game, including the winning goal, as the Maple Leafs registered a 4-1 win.





1927-28

(18-18-8 / 44 Points / 4th in Canadian Division)

GENERAL MANAGER: Conn Smythe

HEAD COACH: Conn Smythe

CAPTAIN: Hap Day

PLAYER	POS	GP	G	A	PTS	PIM
Bill Carson	C	32	20	6	26	36
Hap Day	D	22	9	8	17	48
Butch Keeling	L	43	10	6	16	52
Danny Cox	L	41	9	6	15	27
Ace Bailey	R	43	9	3	12	72
Art Duncan	D	43	7	5	12	97
Gerry Lowrey	L	25	6	5	11	29
Eddie Rodden	C	25	3	6	9	36
Jimmy Herberts	C/R	31	7	1	8	40
Art Smith	D	15	5	3	8	22
Bert McCaffrey	R/D	9	1	1	2	9
Beattie Ramsay	D	43	0	2	2	10
George Patterson	L/R	12	1	0	1	14
Ed Gorman	D	19	0	1	1	30
Joe Ironstone	G	1	0	0	0	0
Joe Primeau	C	2	0	0	0	0
John Ross Roach	G	43	0	0	0	0

PLAYER	POS	GP	W	L	T/O	GA	GAA	SO	PIM	MIN
John Ross Roach	G	43	18	18	7	88	1.96	4	0	2690
Joe Ironstone	G	1	0	0	1	0	0.00	1	0	70

## HOME ARENA

Arena Gardens (Capacity: 7,500)

## PLAYOFF RESULT


Out of Playoffs

## UNIFORMS



\*In 1927-28, 10 minutes of sudden-death overtime was played in games that were tied after regulation.

Did you Know...



Prior to the 1927-28 season, the Maple Leafs, aside from changing its' colours from green and white to blue and white, introduced two sweaters to be worn during home and away games. The Leafs were the first NHL team to introduce this concept, while other clubs didn't have two sweaters until the early 1930's or later.

In Photos: Ace Bailey poses in the blue (left) and white (right) sweaters worn by the Maple Leafs in the late 1920's.



1928-29

(21-18-5 / 47 Points / 3rd in Canadian Division)

GENERAL MANAGER: Conn Smythe

HEAD COACH: Conn Smythe

CAPTAIN: Hap Day

PLAYER	POS	GP	G	A	PTS	PIM
Ace Bailey	R	44	22	10	32	78
Andy Blair	C	44	12	15	27	41
Danny Cox	L	42	12	7	19	14
Gerry Lowrey	L	32	3	11	14	24
Bill Carson	C	24	7	6	13	45
George Horne	R	39	9	3	12	32
Hap Day	D	44	6	6	12	84
Art Duncan	D	39	4	4	8	53
Eric Pettinger	L/C	25	3	3	6	24
Art Smith	D	43	5	0	5	91
Baldy Cotton	L	11	1	2	3	8
Jack Arbour	D	10	1	0	1	10
Joe Primeau	C	6	0	1	1	2
Lorne Chabot	G	43	0	0	0	2
Benny Grant	G	3	0	0	0	0
Alex Gray	R	7	0	0	0	2
Red Horner	D	22	0	0	0	30
Carl Voss	C	2	0	0	0	0

PLAYER	POS	GP	W	L	T/O	GA	GAA	SO	PIM	MIN
Lorne Chabot	G	44	20	17	5	65	1.52	10	2	2562
Benny Grant	G	5	1	1	0	4	1.54	0	0	156
Red Horner	D	1	0	0	0	0	0.00	0	30	2

## HOME ARENA

Arena Gardens (Capacity: 7,500)

## PLAYOFF RESULT

Lost Semi-Final

## UNIFORMS



\*From 1928-29 to 1942-43, 10 minute overtime periods without the sudden-death provision were played in games that were tied after regulation.

\*\*Game played in Fort Erie, ON.



Conn Smythe



1929-30

(17-21-6 / 40 Points / 4th in Canadian Division)

**GENERAL MANAGER:** Conn Smythe**HEAD COACH:** Conn Smythe**CAPTAIN:** Hap Day

PLAYER	POS	GP	G	A	PTS	PIM
Ace Bailey	R	43	22	21	43	69
Baldy Cotton	L	41	21	17	38	47
Charlie Conacher	R	38	20	9	29	48
Joe Primeau	C	43	5	21	26	22
Andy Blair	C	42	11	10	21	27
Hap Day	D	43	7	14	21	77
Busher Jackson	L	31	12	6	18	29
Eric Pettinger	L/C	43	4	9	13	40
Art Duncan	D	38	4	5	9	49
Red Horner	D	33	2	7	9	96
Art Smith	D	43	3	3	6	75
Danny Cox	L	18	1	4	5	18
Gord Brydson	C/R	8	2	0	2	8
Frank Nighbor	C	22	2	0	2	2
Lorne Chabot	G	42	0	0	0	0
Benny Grant	G	2	0	0	0	0
Cliff McBride	R/D	1	0	0	0	0

PLAYER	POS	GP	W	L	T/O	GA	GAA	SO	PIM	MIN
Lorne Chabot	G	42	16	20	6	113	2.59	6	0	2620
Benny Grant	G	2	1	1	0	11	5.08	0	0	130

**HOME ARENA**

Arena Gardens (Capacity: 7,500)

**PLAYOFF RESULT**

Out of Playoffs

**UNIFORMS**

HOME



AWAY



GP	DATE	OPPONENT	RESULT
1	Nov 14	Chicago	2-2 T
2	Nov 16	Boston	5-6 L
3	Nov 19	@ Pit. Pirates	5-10 L
4	Nov 21	@ Mtl. Canadiens	2-3 L (OT)
5	Nov 23	Ottawa	2-6 L
6	Nov 26	@ NY Rangers	4-3 W
7	Nov 30	Det. Cougars	1-0 W
8	Dec 3	NY Americans	6-0 W
9	Dec 5	@ Ottawa	2-9 L
10	Dec 7	Mtl. Canadiens	0-1 L
11	Dec 10	@ NY Americans	0-1 L
12	Dec 14	NY Rangers	7-6 W (OT)
13	Dec 15	@ Det. Cougars	3-5 L
14	Dec 17	@ Mtl. Maroons	1-3 L
15	Dec 21	Pit. Pirates	2-1 W (OT)
16	Dec 25	@ Boston	2-6 L
17	Dec 29	@ Chicago	4-3 W
18	Jan 1	Mtl. Maroons	5-3 W
19	Jan 4	Mtl. Canadiens	4-3 W
20	Jan 7	@ NY Americans	1-1 T
21	Jan 9	Ottawa	4-0 W
22	Jan 14	@ Mtl. Maroons	1-1 T
23	Jan 16	@ Ottawa	1-2 L
24	Jan 18	NY Americans	4-1 W
25	Jan 25	Det. Cougars	1-2 L
26	Jan 30	Mtl. Maroons	0-3 L
27	Feb 1	Chicago	6-0 W
28	Feb 4	@ Mtl. Canadiens	1-3 L
29	Feb 6	Mtl. Canadiens	3-3 T
30	Feb 9	@ NY Americans	3-2 W
31	Feb 11	@ Boston	5-6 L (OT)
32	Feb 15	Boston	3-5 L
33	Feb 18	@ NY Rangers	5-1 W
34	Feb 20	@ Pit. Pirates	4-0 W
35	Feb 22	Ottawa	0-1 L
36	Feb 25	@ Ottawa	0-2 L (OT)
37	Feb 27	@ Mtl. Canadiens	2-6 L
38	Mar 1	NY Rangers	3-3 T
39	Mar 4	NY Americans	1-1 T
40	Mar 8	Mtl. Maroons	2-3 L
41	Mar 9	@ Det. Cougars	2-1 W
42	Mar 11	Pit. Pirates	3-2 W
43	Mar 15	@ Mtl. Maroons	3-0 W
44	Mar 18	@ Chicago	1-4 L



1930-31

(22-13-9 / 53 Points / 2nd in Canadian Division)

**GENERAL MANAGER:** Conn Smythe**HEAD COACH:** Conn Smythe (1-0-1), Art Duncan (21-13-8)**CAPTAIN:** Hap Day

PLAYER	POS	GP	G	A	PTS	PIM
Charlie Conacher	R	37	31	12	43	78
Ace Bailey	R	40	23	19	42	46
Joe Primeau	C	38	9	32	41	18
Busher Jackson	L	43	18	13	31	81
Baldy Cotton	L	43	12	17	29	45
King Clancy	D	44	7	14	21	63
Andy Blair	C	44	11	8	19	32
Hap Day	D	44	1	13	14	56
Red Horner	D	42	1	11	12	71
Bob Gracie	C/L	8	4	2	6	4
Rolly Huard	C	1	1	0	1	0
Alex Levinsky	D	8	0	1	1	2
Lorne Chabot	G	37	0	0	0	0
Art Duncan	D	2	0	0	0	0
Babe Dye	R	6	0	0	0	0
Benny Grant	G	7	0	0	0	0
Herb Hamel	R	2	0	0	0	4
Roger Jenkins	R/D	21	0	0	0	12

PLAYER	POS	GP	W	L	T/O	GA	GAA	SO	PIM	MIN
Lorne Chabot	G	37	21	8	8	80	2.09	6	0	2300
Benny Grant	G	7	1	5	1	19	2.65	2	0	430

**HOME ARENA**

Arena Gardens (Capacity: 7,500)

**PLAYOFF RESULT**

Lost Quarter-Final

**UNIFORMS**

HOME



AWAY



GP	DATE	OPPONENT	RESULT
1	Nov 13	NY Americans	0-0 T
2	Nov 15	Phi. Quakers	4-0 W
3	Nov 18	@ Mtl. Maroons	3-0 W
4	Nov 20	@ NY Americans	0-0 T
5	Nov 22	Ottawa	2-0 W
6	Nov 25	@ Phi. Quakers	1-2 L
7	Nov 29	Det. Falcons	4-2 W
8	Dec 2	@ Boston	2-3 L
9	Dec 6	NY Rangers	4-2 W
10	Dec 9	@ Mtl. Canadiens	1-2 L
11	Dec 13	Boston	3-7 L
12	Dec 18	Mtl. Maroons	1-2 L
13	Dec 20	Chicago	3-1 W
14	Dec 23	@ Mtl. Maroons	4-4 T
15	Dec 25	@ Det. Falcons	1-10 L
16	Dec 28	@ Chicago	3-2 W
17	Jan 1	NY Americans	2-0 W
18	Jan 3	Mtl. Canadiens	2-1 W
19	Jan 6	@ Ottawa	2-2 T
20	Jan 8	Mtl. Maroons	1-0 W
21	Jan 10	@ Mtl. Canadiens	1-6 L
22	Jan 15	@ NY Rangers	1-1 T
23	Jan 17	Mtl. Canadiens	3-1 W
24	Jan 22	@ Mtl. Maroons	4-2 W
25	Jan 24	Ottawa	5-2 W
26	Jan 27	@ NY Americans	2-3 L
27	Jan 29	@ Ottawa	3-2 W
28	Jan 31	Phi. Quakers	3-2 W
29	Feb 1	@ Det. Falcons	0-2 L
30	Feb 3	@ Mtl. Canadiens	1-2 L
31	Feb 7	NY Americans	2-0 W
32	Feb 14	Det. Falcons	1-1 T
33	Feb 19	Ottawa	1-2 L
34	Feb 21	Boston	4-2 W
35	Feb 24	@ NY Americans	1-1 T
36	Feb 26	@ NY Rangers	1-4 L
37	Feb 28	Mtl. Canadiens	5-5 T
38	Mar 3	@ Phi. Quakers	5-1 W
39	Mar 5	Mtl. Maroons	5-6 L
40	Mar 7	NY Rangers	5-2 W
41	Mar 10	@ Boston	3-3 T
42	Mar 15	@ Chicago	2-1 W
43	Mar 19	Chicago	8-2 W
44	Mar 21	@ Ottawa	9-6 W



The Kid Line: Charlie Conacher, Joe Primeau &amp; Harvey "Busher" Jackson





1931-32



(23-18-7 / 53 Points / 2nd in Canadian Division)

**GENERAL MANAGER:** Conn Smythe**HEAD COACH:** Art Duncan (0-3-2), Dick Irvin (23-15-5)**CAPTAIN:** Hap Day

PLAYER	POS	GP	G	A	PTS	PIM
Busher Jackson	L	48	28	25	53	63
Joe Primeau	C	46	13	37	50	25
Charlie Conacher	R	44	34	14	48	66
Andy Blair	C	48	9	14	23	35
Bob Gracie	C/L	48	13	8	21	29
Frank Finnigan	R	47	8	13	21	45
King Clancy	D	48	10	9	19	61
Baldy Cotton	L	48	5	13	18	41
Red Horner	D	42	7	9	16	97
Hap Day	D	47	7	8	15	33
Harold Darragh	L	48	5	10	15	6
Ace Bailey	R	41	8	5	13	62
Alex Levinsky	D	47	5	5	10	29
Earl Miller	L	15	3	3	6	10
Lorne Chabot	G	44	0	0	0	2
Benny Grant	G	5	0	0	0	0
Syd Howe	C/L	3	0	0	0	0
Fred Robertson	D	8	0	0	0	23

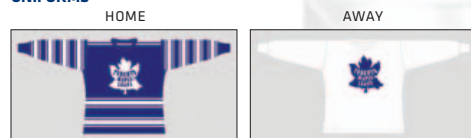
PLAYER	POS	GP	W	L	T/O	GA	GAA	SO	PIM	MIN
Lorne Chabot	G	44	22	16	6	106	2.36	4	2	2698
Benny Grant	G	5	1	2	1	18	3.38	1	0	320
King Clancy	D	1	0	0	0	1	60.00	0	61	1
Red Horner	D	1	0	0	0	1	60.00	0	97	1
Alex Levinsky	D	1	0	0	0	1	60.00	0	29	1

**HOME ARENA**

Maple Leaf Gardens (Capacity: 12,473)

**PLAYOFF RESULT**

Won Stanley Cup (See page 426 for more information)

**UNIFORMS**

\*First game at Maple Leaf Gardens. (Opening night attendance: 13,542)



Opening night ceremonies at Maple Leaf Gardens.



1932-33

(24-18-6 / 54 Points / 1st in Canadian Division)

**GENERAL MANAGER:** Conn Smythe**HEAD COACH:** Dick Irvin**CAPTAIN:** Hap Day

PLAYER	POS	GP	G	A	PTS	PIM
Busher Jackson	L	48	27	17	44	43
Charlie Conacher	R	40	14	19	33	64
Joe Primeau	C	48	11	21	32	4
King Clancy	D	48	13	12	25	79
Bob Gracie	C/L	48	9	13	22	27
Baldy Cotton	L	48	10	11	21	29
Hap Day	D	47	6	14	20	46
Ace Bailey	R	47	10	8	18	52
Ken Doraty	F	38	5	11	16	16
Andy Blair	C	43	6	9	15	38
Bill Thoms	C	29	3	9	12	15
Red Horner	D	48	3	8	11	144
Alex Levinsky	D	48	1	4	5	61
Harold Darragh	L	19	1	2	3	0
Charlie Sands	C/R	3	0	3	3	0
Stew Adams	L	8	0	2	2	0
Dave Downie	C/R	11	0	1	1	2
Lorne Chabot	G	48	0	0	0	4

PLAYER	POS	GP	W	L	T/O	GA	GAA	SO	PIM	MIN
Lorne Chabot	G	48	24	18	6	111	2.26	5	4	2946
Charlie Conacher	R	2	0	0	0	0	0.00	0	64	4

**HOME ARENA**

Maple Leaf Gardens (Capacity: 12,473)

**PLAYOFF RESULT**

Lost Final

**UNIFORMS**

In the early 1930's, Maple Leaf Gardens became the first NHL arena to utilize a four-sided clock so that it was visible to patrons on all sides of the building. The score clock (pictured) weighed three and a half tons. Maple Leaf's Gardens used three different score clocks during the Maple Leafs' tenancy from 1931 to 1999.

**Did you Know...**





1933-34

(26-13-9 / 61 Points / 1st in Canadian Division)

GENERAL MANAGER: Conn Smythe

HEAD COACH: Dick Irvin

CAPTAIN: Hap Day

PLAYER	POS	GP	G	A	PTS	PIM
Charlie Conacher	R	42	32	20	52	38
Joe Primeau	C	45	14	32	46	8
Busher Jackson	L	38	20	18	38	38
King Clancy	D	46	11	17	28	62
Bill Thoms	C	47	8	18	26	24
Andy Blair	C	47	14	9	23	35
Hec Kilrea	L	43	10	13	23	15
Baldy Cotton	L	47	8	14	22	46
Red Horner	D	40	11	10	21	146
Buzz Boll	L	42	12	8	20	21
Hap Day	D	48	9	10	19	35
Ken Doraty	F	34	9	10	19	6
Charlie Sands	C/R	45	8	8	16	2
Alex Levinsky	D	47	5	11	16	38
Ace Bailey	R	13	2	3	5	11
Jack Shill	C	7	0	1	1	0
George Hainsworth	G	48	0	0	0	0
Flash Hollett	D	4	0	0	0	4
Fred Robertson	D	2	0	0	0	0

PLAYER	POS	GP	W	L	T/O	GA	GAA	SO	PIM	MIN
George Hainsworth	G	48	26	13	9	119	2.37	3	0	3010

## HOME ARENA

Maple Leaf Gardens (Capacity: 12,473)

## PLAYOFF RESULT

Lost Semi-Final

## UNIFORMS

HOME



AWAY



Did you Know...



On February 14, 1934, the Maple Leafs retired Ace Bailey's #6 prior to an All-Star game held in his honour at Maple Leafs Gardens. Bailey's career came to an abrupt end on December 12, 1933, when he was hit from behind by Eddie Shore of the Boston Bruins. It is believed that the retiring of Bailey's number was the first such time that a player's number was retired in any professional or collegiate team sport in North America. The All-Star benefit game raised \$20,909.40 for Bailey and his family. Thirteen years later, the NHL introduced an annual all-star game.



1934-35

(30-14-4 / 64 Points / 1st in Canadian Division)

GENERAL MANAGER: Conn Smythe

HEAD COACH: Dick Irvin

CAPTAIN: Hap Day

PLAYER	POS	GP	G	A	PTS	PIM
Charlie Conacher	R	47	36	21	57	24
Busher Jackson	L	42	22	22	44	27
Joe Primeau	C	37	10	20	30	16
Flash Hollett	D	48	10	16	26	38
Baldy Cotton	L	47	11	14	25	36
Hec Kilrea	L	46	11	13	24	16
Bill Thoms	C	47	9	13	22	15
King Clancy	D	47	5	16	21	53
Andy Blair	C	45	6	14	20	22
Pep Kelly	R	47	11	8	19	14
Buzz Boll	L	47	14	4	18	4
Red Horner	D	46	4	8	12	125
Hap Day	D	45	2	4	6	38
Ken Doraty	F	11	1	4	5	0
Nick Metz	L	18	2	2	4	4
Art Jackson	C	20	1	3	4	4
Frank Finnigan	R	11	2	0	2	2
Bob Davidson	L	5	0	0	0	6
George Hainsworth	G	48	0	0	0	0

PLAYER	POS	GP	W	L	T/O	GA	GAA	SO	PIM	MIN
George Hainsworth	G	48	30	14	4	111	2.25	8	0	2957
Charlie Conacher	R	1	0	0	0	0	0.00	0	24	3

## HOME ARENA

Maple Leaf Gardens (Capacity: 12,473)

## PLAYOFF RESULT

Lost Final

## UNIFORMS

HOME



AWAY



Did you Know...

On November 20, 1934, Busher Jackson (pictured) scored four goals in the third period of a 5-2 win over the St. Louis Eagles, setting an NHL record that has never been broken. Eleven players have since tied Jackson's record of four goals in a period, with Mario Lemieux being the last to do so on January 26, 1997 against Montreal.





1935-36

(23-19-6 / 52 Points / 2nd in Canadian Division)

GENERAL MANAGER: Conn Smythe

HEAD COACH: Dick Irvin

CAPTAIN: Hap Day

PLAYER	POS	GP	G	A	PTS	PIM
Charlie Conacher	R	44	23	15	38	74
Bill Thoms	C	48	23	15	38	29
Buzz Boll	L	44	15	13	28	14
Busher Jackson	L	47	11	11	22	19
Nick Metz	L	38	14	6	20	14
Art Jackson	C	48	5	15	20	14
Pep Kelly	R	42	11	8	19	24
Joe Primeau	C	45	4	13	17	10
King Clancy	D	47	5	10	15	61
Hap Day	D	44	1	13	14	41
Red Horner	D	43	2	9	11	167
Andy Blair	C	45	5	4	9	60
Bob Davidson	L	35	4	4	8	32
Frank Finnigan	R	48	2	6	8	10
Flash Hollett	D	11	1	4	5	8
Jack Markle	R	8	0	1	1	0
Jack Shill	C	3	0	1	1	0
Mickey Blake	L/D	1	0	0	0	2
George Hainsworth	G	48	0	0	0	0
Reg Hamilton	D	7	0	0	0	0

PLAYER	POS	GP	W	L	T/O	GA	GAA	SO	PIM	MIN
George Hainsworth	G	48	23	19	6	106	2.12	8	0	3000

## HOME ARENA

Maple Leaf Gardens (Capacity: 12,473)

## PLAYOFF RESULT

Lost Final

## UNIFORMS



Frank "King" Clancy



1936-37

(22-21-5 / 49 Points / 3rd in Canadian Division)

GENERAL MANAGER: Conn Smythe

HEAD COACH: Dick Irvin

CAPTAIN: Hap Day

PLAYER	POS	GP	G	A	PTS	PIM
Syl Apps	C	48	16	29	45	10
Busher Jackson	L	46	21	19	40	12
Gordie Drillon	R	41	16	17	33	2
Nick Metz	L	48	9	11	20	19
Bill Thoms	C	48	10	9	19	14
Jimmy Fowler	D	48	7	11	18	22
Bob Davidson	L	46	8	7	15	43
Red Horner	D	48	3	9	12	124
Reg Hamilton	D	39	3	7	10	32
Buzz Boll	L	25	6	3	9	12
Frank Finnigan	R	48	2	7	9	4
Jack Shill	C	32	4	4	8	26
Charlie Conacher	R	15	3	5	8	13
Hap Day	D	48	3	4	7	20
Bill Kendall	R	15	2	4	6	4
Art Jackson	C	14	2	0	2	2
Pep Kelly	R	16	2	0	2	8
King Clancy	D	6	1	0	1	4
James Jarvis	L	24	1	0	1	0
Turk Broda	G	45	0	0	0	0
George Hainsworth	G	3	0	0	0	0
Jack Howard	D	2	0	0	0	0
George Parsons	L	5	0	0	0	0

PLAYER	POS	GP	W	L	T/O	GA	GAA	SO	PIM	MIN
Turk Broda	G	45	22	19	4	106	2.30	3	0	2770
George Hainsworth	G	3	0	2	1	9	2.84	0	0	190

## HOME ARENA

Maple Leaf Gardens (Capacity: 12,473)

## PLAYOFF RESULT

Lost Quarter-Final

## UNIFORMS



GP	DATE	OPPONENT	RESULT
1	Nov 5	Detroit	1-3 L
2	Nov 7	NY Americans	2-3 L
3	Nov 14	Chicago	6-2 W
4	Nov 15 @	Chicago	1-1 T
5	Nov 21	Boston	3-4 L
6	Nov 22 @	Detroit	2-4 L
7	Nov 24 @	NY Rangers	1-5 L
8	Nov 26 @	Mtl. Canadiens	4-2 W
9	Nov 28	Mtl. Canadiens	4-2 W
10	Dec 1 @	Mtl. Maroons	2-1 W
11	Dec 5	Mtl. Maroons	1-3 L
12	Dec 12	NY Rangers	3-5 L (OT)
13	Dec 17 @	NY Americans	5-1 W
14	Dec 19	NY Americans	3-1 W
15	Dec 22 @	Boston	4-2 W
16	Dec 26	Boston	1-2 L
17	Dec 31 @	Mtl. Maroons	1-3 L (OT)
18	Jan 2	Mtl. Maroons	0-0 T
19	Jan 3 @	Detroit	2-4 L
20	Jan 7 @	Mtl. Canadiens	1-4 L
21	Jan 9	Mtl. Canadiens	2-1 W
22	Jan 10 @	Chicago	1-2 L
23	Jan 16	Chicago	3-2 W (OT)
24	Jan 19 @	Boston	6-2 W
25	Jan 21 @	NY Americans	3-6 L
26	Jan 23	NY Rangers	4-0 W
27	Jan 24 @	NY Rangers	2-4 L
28	Jan 26	Mtl. Canadiens	1-3 L
29	Jan 30	Mtl. Maroons	7-4 W
30	Feb 2 @	Mtl. Maroons	1-3 L
31	Feb 4 @	NY Americans	2-1 W
32	Feb 6	NY Americans	5-0 W
33	Feb 9	NY Rangers	1-5 L
34	Feb 13	Boston	0-3 L
35	Feb 14 @	Detroit	3-3 T
36	Feb 18	Detroit	3-1 W
37	Feb 20	NY Americans	4-3 W
38	Feb 21 @	NY Americans	1-3 L
39	Feb 23 @	NY Rangers	1-2 L
40	Feb 25 @	Mtl. Canadiens	3-1 W
41	Feb 27	Mtl. Maroons	3-2 W
42	Mar 6	Mtl. Canadiens	3-1 W (OT)
43	Mar 7 @	Chicago	2-2 T
44	Mar 11 @	Mtl. Maroons	2-3 L
45	Mar 13	Chicago	3-2 W
46	Mar 16 @	Boston	1-1 T
47	Mar 18 @	Montreal	2-1 W
48	Mar 20	Detroit	3-2 W





1937-38

(24-15-9 / 57 Points / 1st in Canadian Division)

**GENERAL MANAGER:** Conn Smythe**HEAD COACH:** Dick Irvin**CAPTAIN:** Charlie Conacher

PLAYER	POS	GP	G	A	PTS	PIM
Gordie Drillon	R	48	26	26	52	4
Syl Apps	C	47	21	29	50	9
Bill Thoms	C	48	14	24	38	14
Busher Jackson	L	48	17	17	34	18
Buzz Boll	L	44	14	11	25	18
Red Horner	D	47	4	20	24	82
Nick Metz	L	48	15	7	22	12
Jimmy Fowler	D	48	10	12	22	8
Bob Davidson	L	48	3	17	20	52
Pep Kelly	R	43	9	10	19	25
Charlie Conacher	R	19	7	9	16	6
Murph Chamberlain	L	43	4	12	16	51
George Parsons	L	30	5	6	11	6
Reg Hamilton	D	45	1	4	5	43
Bingo Kampman	D	32	1	2	3	56
Murray Armstrong	C	9	0	0	0	0
Turk Broda	G	48	0	0	0	0
Chuck Corrigan	R	3	0	0	0	0

PLAYER	POS	GP	W	L	T/O	GA	GAA	SO	PIM	MIN
Turk Broda	G	48	24	15	9	127	2.56	6	0	2980

**HOME ARENA**

Maple Leaf Gardens (Capacity: 12,473)

**PLAYOFF RESULT**

Lost Final

**UNIFORMS**

HOME



AWAY



Conn Smythe &amp; Gordie Drillon

GP	DATE	OPPONENT	RESULT
1	Nov 4	Detroit	2-2 T
2	Nov 6	NY Americans	6-3 W
3	Nov 13	Chicago	7-3 W
4	Nov 14	@ Chicago	3-3 T
5	Nov 18	@ Mtl. Canadiens	6-6 T
6	Nov 20	Boston	2-3 L
7	Nov 21	@ Detroit	5-0 W
8	Nov 23	@ Mtl. Maroons	1-2 L
9	Nov 25	@ NY Rangers	3-1 W
10	Nov 27	Mtl. Maroons	4-0 W
11	Dec 4	Mtl. Canadiens	3-3 T
12	Dec 11	NY Rangers	3-6 L
13	Dec 14	@ Boston	1-3 L
14	Dec 16	@ Mtl. Canadiens	4-2 W
15	Dec 18	NY Americans	3-2 W
16	Dec 25	Detroit	1-1 T
17	Dec 26	@ Detroit	3-1 W
18	Dec 28	@ NY Americans	3-0 W
19	Jan 1	Montreal	6-4 W
20	Jan 4	@ Boston	3-6 L
21	Jan 6	@ Mtl. Maroons	3-6 L
22	Jan 8	NY Rangers	3-2 W
23	Jan 13	Mtl. Maroons	3-2 W
24	Jan 15	Chicago	4-4 T
25	Jan 16	@ Chicago	7-2 W
26	Jan 20	@ NY Americans	1-1 T
27	Jan 22	Boston	1-9 L
28	Jan 29	Detroit	4-1 W
29	Feb 1	@ Mtl. Canadiens	1-6 L
30	Feb 3	Mtl. Canadiens	3-0 W
31	Feb 5	Boston	3-1 W
32	Feb 6	@ NY Rangers	1-2 L
33	Feb 10	Mtl. Maroons	3-0 W (OT)
34	Feb 12	Chicago	1-2 L
35	Feb 13	@ Chicago	1-1 T
36	Feb 17	@ Mtl. Maroons	2-1 W
37	Feb 19	NY Americans	0-4 L
38	Feb 20	@ NY Americans	3-2 W
39	Feb 22	@ Boston	0-2 L
40	Feb 26	NY Rangers	2-4 L
41	Mar 1	@ Mtl. Maroons	5-3 W
42	Mar 5	Mtl. Maroons	2-0 W
43	Mar 6	@ Mtl. Canadiens	6-3 W
44	Mar 8	@ NY Rangers	3-4 L
45	Mar 12	Mtl. Canadiens	3-3 T
46	Mar 17	@ Detroit	7-2 W
47	Mar 19	NY Americans	8-5 W
48	Mar 20	@ NY Americans	2-4 L



1938-39

(19-20-9 / 47 Points / 3rd in NHL)

**GENERAL MANAGER:** Conn Smythe**HEAD COACH:** Dick Irvin**CAPTAIN:** Red Horner

PLAYER	POS	GP	G	A	PTS	PIM
Syl Apps	C	44	15	25	40	4
Gordie Drillon	R	40	18	16	34	15
Busher Jackson	L	41	10	17	27	12
Murph Chamberlain	L	48	10	16	26	32
Doc Romnes	L/C	36	7	16	23	0
Pep Kelly	R	48	11	11	22	12
Nick Metz	L	47	11	10	21	15
Gus Marker	R	29	9	6	15	11
George Parsons	L	43	7	7	14	14
Bob Davidson	L	47	4	10	14	29
Red Horner	D	48	4	10	14	85
Bingo Kampman	D	41	2	8	10	52
Jimmy Fowler	D	39	1	6	7	9
Reg Hamilton	D	48	0	7	7	54
Bucko McDonald	D	33	3	3	6	20
Bill Thoms	C	12	1	4	5	4
Jack Church	D	3	0	2	2	2
Pete Langelle	C	2	1	0	1	0
Murray Armstrong	C	3	0	1	1	0
Buzz Boll	L	11	0	0	0	0
Turk Broda	G	48	0	0	0	0
Red Heron	C	6	0	0	0	0
Norm Mann	R/C	16	0	0	0	2

PLAYER	POS	GP	W	L	T/O	GA	GAA	SO	PIM	MIN
Turk Broda	G	48	19	20	9	107	2.15	8	0	2990

**HOME ARENA**

Maple Leaf Gardens (Capacity: 12,473)

**PLAYOFF RESULT**

Lost Final

**UNIFORMS**

HOME



AWAY



GP	DATE	OPPONENT	RESULT
1	Nov 3	Boston	2-3 L
2	Nov 5	Chicago	0-2 L
3	Nov 10	@ Montreal	2-0 W
4	Nov 12	Montreal	4-1 W
5	Nov 15	@ Boston	1-1 T
6	Nov 17	@ NY Americans	1-0 W
7	Nov 19	NY Americans	1-2 L (OT)
8	Nov 20	@ Chicago	1-1 T
9	Nov 24	@ NY Rangers	2-6 L
10	Nov 26	Detroit	5-0 W
11	Dec 3	Montreal	1-3 L
12	Dec 4	@ Detroit	0-1 L
13	Dec 10	Chicago	4-1 W
14	Dec 15	@ Chicago	4-4 T
15	Dec 17	NY Rangers	2-3 L
16	Dec 24	Detroit	2-0 W
17	Dec 26	@ NY Rangers	2-0 W
18	Dec 27	@ Boston	2-8 L
19	Dec 31	NY Americans	2-3 L
20	Jan 1	@ NY Americans	1-5 L
21	Jan 3	Montreal	2-2 T
22	Jan 7	Boston	2-0 W
23	Jan 8	@ Chicago	0-1 L
24	Jan 12	@ Montreal	9-4 W
25	Jan 14	Chicago	3-1 W
26	Jan 15	@ Detroit	0-1 L
27	Jan 17	@ Boston	1-2 L
28	Jan 21	NY Americans	7-2 W
29	Jan 24	@ NY Americans	1-4 L
30	Jan 28	Detroit	6-0 W
31	Jan 29	@ Detroit	2-2 T
32	Feb 2	Boston	1-2 L
33	Feb 4	NY Rangers	2-4 L
34	Feb 5	@ NY Rangers	5-5 T
35	Feb 7	@ Boston	0-2 L
36	Feb 11	Montreal	3-3 T
37	Feb 12	@ Montreal	4-3 W
38	Feb 18	NY Rangers	2-1 W
39	Feb 19	@ Chicago	4-3 W (OT)
40	Feb 25	Boston	1-0 W
41	Feb 26	@ Detroit	1-5 L
42	Feb 28	@ NY Americans	1-1 T
43	Mar 2	@ Montreal	1-3 L
44	Mar 4	Chicago	1-1 T
45	Mar 11	Detroit	5-1 W
46	Mar 14	NY Americans	7-3 W
47	Mar 18	NY Rangers	2-1 W
48	Mar 19	@ NY Rangers	2-6 L



1939-40

(25-17-6 / 56 Points / 3rd in NHL)

**GENERAL MANAGER:** Conn Smythe**HEAD COACH:** Dick Irvin**CAPTAIN:** Red Horner

PLAYER	POS	GP	G	A	PTS	PIM
Gordie Drillon	R	43	21	19	40	13
Syl Apps	C	27	13	17	30	5
Sweeney Schriner	L	39	11	15	26	10
Bob Davidson	L	48	8	18	26	56
Red Heron	C	42	11	12	23	12
Murph Chamberlain	L	40	5	17	22	63
Pete Langelle	C	39	7	14	21	2
Pep Kelly	R	34	11	9	20	15
Gus Marker	R	42	10	9	19	15
Bingo Kampman	D	39	6	9	15	59
Lex Chisholm	C/R	28	6	8	14	11
Nick Metz	L	31	6	5	11	2
Hank Goldup	L	21	6	4	10	2
Billy Taylor	C	29	4	6	10	9
Red Horner	D	31	1	9	10	87
Wally Stanowski	D	27	2	7	9	11
Bucko McDonald	D	34	2	5	7	13
Jack Church	D	31	1	4	5	62
Reg Hamilton	D	23	2	2	4	23
Don Metz	R	10	1	1	2	4
Turk Broda	G	47	0	0	0	0
Phil Stein	G	1	0	0	0	0

PLAYER	POS	GP	W	L	T/O	GA	GAA	SO	PIM	MIN
Turk Broda	G	47	25	17	5	108	2.23	4	0	2900
Phil Stein	G	1	0	0	1	2	1.71	0	0	70

**HOME ARENA**

Maple Leaf Gardens (Capacity: 12,473)

**PLAYOFF RESULT**

Lost Final

**UNIFORMS**

HOME



AWAY



GP	DATE	OPPONENT	RESULT
1	Nov 4	Boston	5-0 W
2	Nov 11	NY Rangers	1-1 T
3	Nov 12 @	NY Rangers	1-0 W
4	Nov 18	Detroit	3-0 W
5	Nov 19 @	Detroit	7-1 W
6	Nov 25	NY Americans	4-3 W
7	Nov 26 @	NY Americans	1-2 L (OT)
8	Nov 28 @	Boston	2-6 L
9	Dec 2	Chicago	3-3 T
10	Dec 3 @	Chicago	3-1 W (OT)
11	Dec 7 @	Montreal	1-4 L
12	Dec 9	Montreal	3-0 W
13	Dec 14	Boston	1-1 T
14	Dec 16	NY Americans	5-1 W
15	Dec 17 @	NY Americans	4-1 W
16	Dec 19 @	Boston	2-3 L (OT)
17	Dec 21 @	Chicago	1-3 L
18	Dec 23	Detroit	5-1 W
19	Dec 25 @	NY Rangers	1-4 L
20	Dec 28 @	Montreal	6-4 W
21	Dec 30	Chicago	4-2 W
22	Dec 31 @	Detroit	3-2 W
23	Jan 4 @	Chicago	1-2 L
24	Jan 6	Montreal	3-1 W
25	Jan 9 @	NY Americans	3-2 W
26	Jan 11	Boston	2-5 L
27	Jan 13	NY Rangers	1-4 L
28	Jan 18	Detroit	2-2 T
29	Jan 20	NY Americans	5-1 W
30	Jan 21 @	Detroit	2-3 L
31	Jan 23 @	Boston	1-4 L
32	Jan 25 @	NY Rangers	0-3 L
33	Jan 27	Montreal	3-1 W
34	Feb 3	Chicago	2-3 L
35	Feb 8 @	NY Rangers	1-2 L
36	Feb 10	NY Rangers	4-4 T
37	Feb 17	Montreal	3-1 W
38	Feb 18 @	Montreal	2-1 W
39	Feb 20 @	Boston	0-5 L
40	Feb 22 @	Detroit	2-1 W
41	Feb 24	Boston	3-1 W
42	Feb 29	Detroit	3-1 W
43	Mar 2	NY Rangers	1-1 T
44	Mar 9	Chicago	5-2 W
45	Mar 10 @	Chicago	1-2 L
46	Mar 14 @	Montreal	8-4 W
47	Mar 16	NY Americans	8-6 W
48	Mar 17 @	NY Americans	2-5 L



1940-41

(28-14-6 / 62 Points / 2nd in NHL)

**GENERAL MANAGER:** Conn Smythe**HEAD COACH:** Hap Day**CAPTAIN:** Syl Apps

PLAYER	POS	GP	G	A	PTS	PIM
Gordie Drillon	R	42	23	21	44	2
Syl Apps	C	41	20	24	44	6
Sweeney Schriner	L	48	24	14	38	6
Nick Metz	L	47	14	21	35	10
Billy Taylor	C	47	9	26	35	15
Wally Stanowski	D	47	7	14	21	35
Pete Langelle	C	47	4	15	19	0
Bucko McDonald	D	31	6	11	17	12
Hank Goldup	L	26	10	5	15	9
Reg Hamilton	D	45	3	12	15	59
Red Heron	C	35	9	5	14	12
Don Metz	R	31	4	10	14	6
Gus Marker	R	27	4	5	9	10
Bob Davidson	L	37	3	6	9	39
Bingo Kampman	D	39	1	4	5	53
Lex Chisholm	C/R	26	4	0	4	8
Norm Mann	R/C	15	0	3	3	2
Jack Church	D	11	0	1	1	22
Turk Broda	G	48	0	0	0	0

PLAYER	POS	GP	W	L	T/O	GA	GAA	SO	PIM	MIN
Turk Broda	G	48	28	14	6	99	2.00	5	0	2970

**HOME ARENA**

Maple Leaf Gardens (Capacity: 12,627)

**PLAYOFF RESULT**

Lost Semi-Final

**UNIFORMS**

HOME



AWAY



GP	DATE	OPPONENT	RESULT
1	Nov 2	NY Rangers	1-4 L
2	Nov 9	Detroit	3-0 W
3	Nov 14 @	Montreal	6-2 W
4	Nov 16	Montreal	4-2 W
5	Nov 17 @	Boston	4-1 W
6	Nov 21 @	NY Americans	2-1 W (OT)
7	Nov 23	Chicago	0-1 L
8	Nov 24 @	Chicago	4-2 W
9	Nov 26 @	NY Rangers	4-2 W
10	Nov 30	NY Americans	6-1 W
11	Dec 1 @	Detroit	3-1 W
12	Dec 7	Boston	3-2 W
13	Dec 12	Montreal	4-3 W
14	Dec 14	Chicago	2-1 W
15	Dec 15 @	Chicago	4-1 W
16	Dec 17 @	Boston	2-5 L
17	Dec 21	NY Americans	2-2 T
18	Dec 22 @	NY Americans	1-2 L
19	Dec 25 @	Detroit	2-3 L
20	Dec 28	NY Rangers	3-2 W
21	Dec 29 @	NY Rangers	2-3 L
22	Jan 4	Detroit	1-3 L
23	Jan 7 @	Montreal	4-3 W (OT)
24	Jan 9	NY Rangers	3-2 W (OT)
25	Jan 11	NY Americans	9-0 W
26	Jan 18	Boston	0-1 L
27	Jan 19 @	NY Americans	3-3 T
28	Jan 23 @	Montreal	3-2 W
29	Jan 25	Montreal	2-2 T
30	Jan 26 @	Detroit	2-0 W
31	Jan 30	Detroit	2-1 W
32	Feb 1	Chicago	3-1 W
33	Feb 2 @	Chicago	1-4 L
34	Feb 8	Boston	2-3 L
35	Feb 15	NY Rangers	4-3 W
36	Feb 16 @	NY Rangers	4-1 W
37	Feb 18 @	Boston	2-2 T
38	Feb 20	Montreal	2-1 W
39	Feb 22	Detroit	6-2 W
40	Feb 23 @	Detroit	0-3 L
41	Feb 25 @	NY Americans	4-4 T
42	Mar 1	Boston	0-0 T
43	Mar 6 @	Montreal	3-4 L
44	Mar 8	NY Americans	6-1 W
45	Mar 9 @	NY Rangers	5-8 L
46	Mar 11 @	Boston	2-3 L
47	Mar 15	Chicago	7-1 W
48	Mar 16 @	Chicago	3-0 W



Clarence "Hap" Day &amp; Walter "Turk" Broda



1941-42



(27-18-3 / 57 Points / 2nd in NHL)

GENERAL MANAGER: Conn Smythe

HEAD COACH: Hap Day

CAPTAIN: Syl Apps

PLAYER	POS	GP	G	A	PTS	PIM
Gordie Drillon	R	48	23	18	41	6
Syl Apps	C	38	18	23	41	0
Billy Taylor	C	48	12	26	38	20
Sweeney Schriner	L	47	20	16	36	21
Lorne Carr	R	47	16	17	33	4
Pete Langelle	C	48	10	22	32	9
Hank Goldup	L	44	12	18	30	13
Bob Davidson	L	37	6	20	26	39
John McCreedy	R	47	15	8	23	14
Bucko McDonald	D	48	2	19	21	24
Nick Metz	L	30	11	9	20	20
Bob Goldham	D	19	4	7	11	25
Bingo Kampman	D	38	4	7	11	67
Wally Stanowski	D	24	1	7	8	10
Don Metz	R	25	2	3	5	8
Ernie Dickens	D	10	2	2	4	6
Reg Hamilton	D	22	0	4	4	27
Jack Church	D	27	0	3	3	30
Turk Broda	G	48	0	0	0	0

PLAYER	POS	GP	W	L	T/O	GA	GAA	SO	PIM	MIN
Turk Broda	G	48	27	18	3	136	2.76	6	0	2960

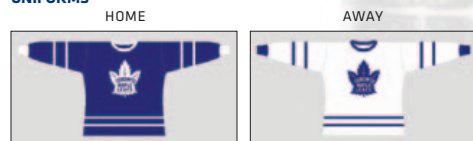
## HOME ARENA

Maple Leaf Gardens (Capacity: 12,627)

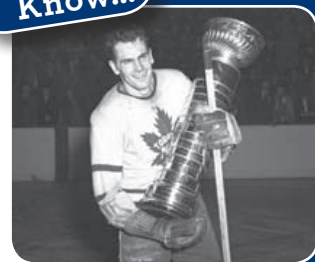
## PLAYOFF RESULT

Won Stanley Cup (See page 427 for more information)

## UNIFORMS



Did you Know...



Syl Apps with the Stanley Cup on April 18, 1942.

In 1942, The Maple Leafs became the first team in NHL history to come back from a 3-0 deficit and win a best-of-seven series. Toronto lost the first-three games of the Stanley Cup Final to the Detroit Red Wings, but rebounded with four-straight wins. Only two other teams have accomplished this feat since; the New York Islanders over the Pittsburgh Penguins in the Quarter-Final in 1975, and the Philadelphia Flyers over the Boston Bruins in the Conference Semi-Final in 2010. The Maple Leafs remain the sole team to do so in the Stanley Cup Final.



1942-43

(22-19-9 / 53 Points / 3rd in NHL)

GENERAL MANAGER: Conn Smythe

HEAD COACH: Hap Day

CAPTAIN: Syl Apps

PLAYER	POS	GP	G	A	PTS	PIM
Lorne Carr	R	50	27	33	60	15
Billy Taylor	C	50	18	42	60	2
Gaye Stewart	L	48	24	23	47	20
Mel Hill	R	49	17	27	44	47
Syl Apps	C	29	23	17	40	2
Babe Pratt	D	40	12	25	37	44
Sweeney Schriner	L	37	19	17	36	13
Bob Davidson	L	50	13	23	36	20
Bud Poile	R	48	16	19	35	24
Reg Hamilton	D	48	4	17	21	68
Jack McLean	C/R	27	9	8	17	33
Jack Forsey	R	19	7	9	16	10
Bucko McDonald	D	40	2	11	13	39
Bobby Copp	D	38	3	9	12	24
Hank Goldup	L	8	1	7	8	4
Jack Hamilton	C	13	1	6	7	4
Shep Mayer	R	12	1	2	3	4
George Boothman	C/D	9	1	1	2	4
Rhys Thomson	D	18	0	2	2	22
Ab DeMarco	C	4	0	1	1	0
Jack Ingoldsby	R/D	8	0	1	1	0
Ted Kennedy	C	2	0	1	1	0
Turk Broda	G	50	0	0	0	0
Buck Jones	D	16	0	0	0	22

PLAYER	POS	GP	W	L	T/O	GA	GAA	SO	PIM	MIN
Turk Broda	G	50	22	19	9	159	3.18	1	0	3000

## HOME ARENA

Maple Leaf Gardens (Capacity: 12,627)

## PLAYOFF RESULT

Lost Semi-Final

## UNIFORM



\*Because of wartime restrictions on train scheduling, regular season overtime was discontinued on November 21, 1942. It wasn't revisited by the NHL until the 1983-84 season.





1943-44

(23-23-4 / 50 Points / 3rd in NHL)

GENERAL MANAGER: Conn Smythe

HEAD COACH: Hap Day

CAPTAIN: Bob Davidson

PLAYER	POS	GP	G	A	PTS	PIM
Lorne Carr	R	50	36	38	74	9
Gus Bodnar	C	50	22	40	62	18
Babe Pratt	D	50	17	40	57	30
Ted Kennedy	C	49	26	23	49	2
Bob Davidson	L	47	19	28	47	21
Jack Hamilton	C	49	20	17	37	4
George Boothman	C/D	49	16	18	34	14
Moe Morris	D	50	12	21	33	22
Mel Hill	R	17	9	10	19	6
Jack McLean	C/R	32	3	15	18	30
Reg Hamilton	L	39	4	12	16	32
Tom O'Neill	R	33	8	7	15	29
Bud Poile	R	11	6	8	14	9
Don Webster	L	27	7	6	13	28
Bucko McDonald	D	9	2	4	6	8
Jack Ingoldsby	R/D	21	5	0	5	15
Ross Johnstone	D	18	2	0	2	6
Red Carr	L	5	0	1	1	2
Frank Dunlap	L/R	15	0	1	1	2
Paul Bibeault	G	29	0	0	0	0
Benny Grant	G	20	0	0	0	0
Jean Marois	G	1	0	0	0	0
Eric Prentice	L	5	0	0	0	4

PLAYER	POS	GP	W	L	T/O	GA	GAA	SO	PIM	MIN
Paul Bibeault	G	29	13	14	2	87	3.00	5	0	1740
Benny Grant	G	20	9	9	2	83	4.15	0	0	1200
Jean Marois	G	1	1	0	0	4	4.00	0	0	60

## HOME ARENA

Maple Leaf Gardens (Capacity: 12,627)

## PLAYOFF RESULT

Lost Semi-Final

## UNIFORMS

HOME



AWAY



GP	DATE	OPPONENT	RESULT
1	Oct 30	NY Rangers	5-2 W
2	Oct 31	@ Chicago	4-1 W
3	Nov 4	@ Detroit	5-5 T
4	Nov 6	Boston	2-5 L
5	Nov 7	@ NY Rangers	7-4 W
6	Nov 11	Detroit	2-2 T
7	Nov 13	Chicago	1-4 L
8	Nov 18	@ Montreal	2-5 L
9	Nov 20	Montreal	2-7 L
10	Nov 21	@ NY Rangers	5-2 W
11	Nov 23	@ Boston	5-8 L
12	Nov 27	Boston	7-4 W
13	Nov 28	@ Detroit	4-6 L
14	Dec 2	Detroit	6-5 W
15	Dec 4	NY Rangers	11-4 W
16	Dec 11	Montreal	4-2 W
17	Dec 12	@ Chicago	2-3 L
18	Dec 16	Detroit	1-4 L
19	Dec 18	Chicago	8-4 W
20	Dec 19	@ Chicago	5-2 W
21	Dec 21	@ Boston	5-8 L
22	Dec 25	NY Rangers	3-5 L
23	Dec 31	@ NY Rangers	4-0 W
24	Jan 1	@ Boston	5-2 W
25	Jan 4	@ Montreal	3-6 L
26	Jan 6	Chicago	6-1 W
27	Jan 8	Boston	12-3 W
28	Jan 11	Montreal	5-0 W
29	Jan 15	Detroit	4-6 L
30	Jan 16	@ Detroit	1-4 L
31	Jan 18	@ Boston	7-2 W
32	Jan 22	NY Rangers	1-5 L
33	Jan 23	@ Chicago	3-5 L
34	Jan 27	@ Montreal	2-2 T
35	Jan 29	Chicago	3-4 L
36	Feb 5	Detroit	3-1 W
37	Feb 6	@ Detroit	2-3 L
38	Feb 12	Montreal	2-3 L
39	Feb 13	@ NY Rangers	6-3 W
40	Feb 19	Boston	10-4 W
41	Feb 20	@ Chicago	0-0 T
42	Feb 24	@ Montreal	1-3 L
43	Feb 26	Chicago	2-3 L
44	Feb 29	@ Boston	7-3 W
45	Mar 4	Montreal	2-5 L
46	Mar 5	@ Montreal	3-8 L
47	Mar 9	@ NY Rangers	8-0 W
48	Mar 11	NY Rangers	5-0 W
49	Mar 12	@ Detroit	1-4 L
50	Mar 18	Boston	10-2 W



1944-45

(24-22-4 / 52 Points / 3rd in NHL)

GENERAL MANAGER: Conn Smythe

HEAD COACH: Hap Day

CAPTAIN: Bob Davidson

PLAYER	POS	GP	G	A	PTS	PIM
Ted Kennedy	C	49	29	25	54	14
Lorne Carr	R	47	21	25	46	7
Gus Bodnar	C	49	8	36	44	18
Babe Pratt	D	50	18	23	41	39
Sweeney Schriner	L	26	22	15	37	10
Nick Metz	L	50	22	13	35	26
Mel Hill	R	45	18	17	35	14
Bob Davidson	L	50	17	18	35	49
Art Jackson	C	31	9	13	22	6
Reg Hamilton	D	50	3	12	15	41
Wally Stanowski	D	34	2	9	11	16
Pete Backor	D	36	4	5	9	6
Ross Johnstone	D	24	3	4	7	8
Tom O'Neill	R	33	2	5	7	24
John McCreedy	R	17	2	4	6	11
Bill Ezinicki	R	8	1	4	5	17
Jack McLean	C/R	8	2	1	3	13
Moe Morris	D	29	0	2	2	18
Frank McCool	G	50	0	0	0	0

PLAYER	POS	GP	W	L	T/O	GA	GAA	SO	PIM	MIN
Frank McCool	G	50	24	22	4	161	3.22	4	0	3000

## HOME ARENA

Maple Leaf Gardens (Capacity: 12,627)

## PLAYOFF RESULT

Won Stanley Cup (See page 428 for more information)

## UNIFORMS

HOME



AWAY



David "Sweeney" Schriner &amp; Frank McCool



1945-46

(19-24-7 / 45 Points / 5th in NHL)

GENERAL MANAGER: Conn Smythe

HEAD COACH: Hap Day

CAPTAIN: Syl Apps

PLAYER	POS	GP	G	A	PTS	PIM
Gaye Stewart	L	50	37	15	52	8
Billy Taylor	C	48	23	18	41	14
Syl Apps	C	40	24	16	40	2
Gus Bodnar	C	49	14	23	37	14
Babe Pratt	D	41	5	20	25	36
Nick Metz	L	41	11	11	22	4
Bob Goldham	D	49	7	14	21	44
Sweeney Schriner	L	47	13	6	19	15
Bob Davidson	L	41	9	9	18	12
Jack Hamilton	C	40	7	9	16	12
Lorne Carr	R	42	5	8	13	2
Wally Stanowski	D	45	3	10	13	10
Mel Hill	R	35	5	7	12	10
Bill Ezinicki	R	24	4	8	12	29
Bud Poile	R	9	1	8	9	0
Moe Morris	D	38	1	5	6	10
Ted Kennedy	C	21	3	2	5	4
Ernie Dickens	D	15	1	3	4	6
Don Metz	R	7	1	0	1	0
Doug Baldwin	D	15	0	1	1	6
Jimmy Thomson	D	5	0	1	1	4
Baz Bastien	G	5	0	0	0	0
Gordie Bell	G	8	0	0	0	0
Turk Broda	G	15	0	0	0	0
Frank McCool	G	22	0	0	0	5

PLAYER	POS	GP	W	L	T/O	GA	GAA	SO	PIM	MIN
Frank McCool	G	22	10	9	3	81	3.68	0	5	1320
Turk Broda	G	15	6	6	3	53	3.53	0	0	900
Gordie Bell	G	8	3	5	0	31	3.87	0	0	480
Baz Bastien	G	5	0	4	1	20	4.00	0	0	300

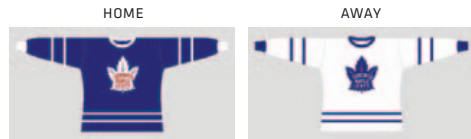
## HOME ARENA

Maple Leaf Gardens (Capacity: 12,627)

## PLAYOFF RESULT

Out of Playoffs

## UNIFORMS



GP	DATE	OPPONENT	RESULT
1	Oct 27	Boston	1-1 T
2	Nov 1	@ Montreal	2-4 L
3	Nov 3	NY Rangers	1-4 L
4	Nov 4	@ Chicago	4-7 L
5	Nov 7	Boston	3-4 L
6	Nov 8	@ Detroit	2-3 L
7	Nov 10	Chicago	3-2 W
8	Nov 11	@ Chicago	3-5 L
9	Nov 14	Montreal	1-6 L
10	Nov 17	Detroit	5-6 L
11	Nov 18	@ NY Rangers	3-1 W
12	Nov 24	NY Rangers	4-3 W
13	Nov 25	@ Boston	3-5 L
14	Dec 1	Chicago	2-8 L
15	Dec 2	@ Chicago	5-3 W
16	Dec 8	Montreal	0-1 L
17	Dec 9	@ NY Rangers	1-2 L
18	Dec 13	@ Montreal	4-3 W
19	Dec 15	Detroit	3-1 W
20	Dec 16	@ Boston	3-3 T
21	Dec 22	NY Rangers	5-5 T
22	Dec 23	@ NY Rangers	4-3 W
23	Dec 25	@ Detroit	3-6 L
24	Dec 26	Montreal	2-4 L
25	Dec 29	Boston	3-4 L
26	Jan 1	@ Chicago	1-3 L
27	Jan 5	Chicago	0-3 L
28	Jan 10	@ Montreal	5-4 W
29	Jan 12	Detroit	9-3 W
30	Jan 19	NY Rangers	3-1 W
31	Jan 20	@ Detroit	3-1 W
32	Jan 23	@ Boston	1-7 L
33	Jan 26	Chicago	6-5 W
34	Feb 2	Boston	3-5 L
35	Feb 3	@ NY Rangers	6-6 T
36	Feb 6	@ Boston	3-3 T
37	Feb 9	Detroit	4-1 W
38	Feb 10	@ Detroit	2-2 T
39	Feb 16	Montreal	2-4 L
40	Feb 23	Boston	7-2 W
41	Feb 24	@ Montreal	2-6 L
42	Feb 27	NY Rangers	4-6 L
43	Mar 2	Chicago	9-4 W
44	Mar 3	@ NY Rangers	5-2 W
45	Mar 6	@ Chicago	5-2 W
46	Mar 9	Montreal	1-2 L
47	Mar 10	@ Boston	3-7 L
48	Mar 14	@ Montreal	2-2 T
49	Mar 16	Detroit	7-3 W
50	Mar 17	@ Detroit	11-7 W



1946-47

(31-19-10 / 72 Points / 2nd in NHL)

GENERAL MANAGER: Conn Smythe

HEAD COACH: Hap Day

CAPTAIN: Syl Apps

PLAYER	POS	GP	G	A	PTS	PIM
Ted Kennedy	C	60	28	32	60	27
Syl Apps	C	54	25	24	49	6
Howie Meeker	R	55	27	18	45	76
Bill Ezinicki	R	60	17	20	37	93
Bud Poile	R	59	19	17	36	19
Harry Watson	L	44	19	15	34	10
Gaye Stewart	L	60	19	14	33	15
Joe Klukay	L	55	9	20	29	12
Nick Metz	L	60	12	16	28	15
Vic Lynn	L/D	31	6	14	20	44
Wally Stanowski	D	51	3	16	19	12
Gus Mortson	D	60	5	13	18	133
Jimmy Thomson	D	60	2	14	16	97
Don Metz	R	40	4	9	13	10
Gus Bodnar	C	39	4	6	10	10
Bill Barilko	D	18	3	7	10	33
Garth Boesch	D	35	4	5	9	47
Sid Smith	L	14	2	1	3	0
Bob Goldham	D	11	1	1	2	10
Harry Taylor	C	9	0	2	2	0
Turk Broda	G	60	0	0	0	0
Bob Dawes	D/C	1	0	0	0	0

PLAYER	POS	GP	W	L	T/O	GA	GAA	SO	PIM	MIN
Turk Broda	G	60	31	19	10	172	2.87	4	0	3600

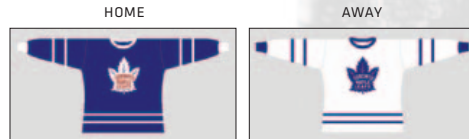
## HOME ARENA

Maple Leaf Gardens (Capacity: 12,598)

## PLAYOFF RESULT

Won Stanley Cup (See page 429 for more information)

## UNIFORMS



Did you Know...



The first "official" All Star game was held at Maple Leaf Gardens on October 13, 1947, with proceeds divided between Toronto charities and the NHL Player's Emergency (Benevolent and Disability) Fund. The game saw the Maple Leafs edged 4-3 by a team comprised of All-Stars (pictured left) from the other five NHL teams. Also during the 1946-47 season and prior to the All-Star game, Maple Leaf Gardens became the first arena to have Plexiglas installed in the end zones of the rink.





1947-48



(32-15-13 / 77 Points / 1st in NHL)

GENERAL MANAGER: Conn Smythe

HEAD COACH: Hap Day

CAPTAIN: Syl Apps

PLAYER	POS	GP	G	A	PTS	PIM
Syl Apps	C	55	26	27	53	12
Max Bentley	C	53	23	25	48	10
Ted Kennedy	C	60	25	21	46	32
Harry Watson	L	57	21	20	41	16
Howie Meeker	R	58	14	20	34	62
Vic Lynn	L/D	60	12	22	34	53
Bill Ezinicki	R	60	11	20	31	97
Joe Klukay	L	59	15	15	30	28
Jimmy Thomson	D	59	0	29	29	82
Gus Mortson	D	58	7	11	18	118
Sid Smith	L	31	7	10	17	10
Bill Barilko	D	57	5	9	14	147
Wally Stanowski	D	54	2	11	13	12
Nick Metz	L	60	4	8	12	8
Don Metz	R	26	4	6	10	2
Garth Boesch	D	45	2	7	9	52
Cy Thomas	L/R	8	1	2	3	4
Bud Poile	R	4	2	0	2	0
Gaye Stewart	L	7	1	0	1	0
John McCormack	C	3	0	1	1	0
Turk Broda	G	60	0	0	0	2
Fleming MacKell	C	3	0	0	0	2
Tod Sloan	C/R	1	0	0	0	0

PLAYER	POS	GP	W	L	T/O	GA	GAA	SO	PIM	MIN
Turk Broda	G	60	32	15	13	143	2.38	5	2	3600

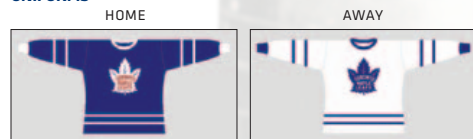
## HOME ARENA

Maple Leaf Gardens (Capacity: 14,550)

## PLAYOFF RESULT

Won Stanley Cup (See page 430 for more information)

## UNIFORMS



GP	DATE	OPPONENT	RESULT
1	Oct 18	Detroit	2-2 T
2	Oct 19	@ Detroit	0-2 L
3	Oct 22	NY Rangers	3-1 W
4	Oct 25	Chicago	5-1 W
5	Oct 29	Montreal	3-1 W
6	Nov 1	Boston	1-1 T
7	Nov 2	@ NY Rangers	4-7 L
8	Nov 6	@ Montreal	0-3 L
9	Nov 8	NY Rangers	7-2 W
10	Nov 9	@ Detroit	6-0 W
11	Nov 12	Chicago	4-5 L
12	Nov 15	Detroit	5-3 W
13	Nov 16	@ Chicago	5-4 W
14	Nov 19	@ Boston	2-7 L
15	Nov 22	Boston	4-3 W
16	Nov 27	@ Montreal	0-2 L
17	Nov 29	Montreal	3-1 W
18	Nov 30	@ Boston	0-0 T
19	Dec 3	@ NY Rangers	4-1 W
20	Dec 6	Chicago	12-5 W
21	Dec 7	@ Chicago	3-2 W
22	Dec 10	@ Detroit	2-2 T
23	Dec 13	NY Rangers	1-4 L
24	Dec 14	@ Boston	1-1 T
25	Dec 20	Detroit	4-4 T
26	Dec 21	@ Chicago	3-1 W
27	Dec 25	@ Montreal	3-0 W
28	Dec 27	Boston	2-1 W
29	Dec 28	@ NY Rangers	1-1 T
30	Jan 1	Montreal	2-1 W
31	Jan 3	NY Rangers	5-5 T
32	Jan 10	Chicago	6-4 W
33	Jan 11	@ Detroit	2-2 T
34	Jan 15	@ Montreal	4-8 L
35	Jan 17	Boston	4-1 W
36	Jan 18	@ NY Rangers	2-2 T
37	Jan 21	@ Boston	1-2 L
38	Jan 24	Chicago	2-1 W
39	Jan 25	@ Chicago	4-4 T
40	Jan 28	Montreal	3-3 T
41	Jan 31	Detroit	3-2 W
42	Feb 1	@ Detroit	0-3 L
43	Feb 4	@ Boston	4-2 W
44	Feb 7	NY Rangers	3-0 W
45	Feb 14	Montreal	4-2 W
46	Feb 15	@ NY Rangers	4-4 T
47	Feb 19	@ Montreal	1-3 L
48	Feb 21	Detroit	3-2 W
49	Feb 22	@ Chicago	3-2 W
50	Feb 25	Boston	4-2 W
51	Feb 28	Chicago	4-3 W
52	Mar 2	@ NY Rangers	0-1 L
53	Mar 3	Montreal	2-3 L
54	Mar 6	NY Rangers	2-1 W
55	Mar 7	@ Boston	1-3 L
56	Mar 11	@ Montreal	1-3 L
57	Mar 13	Boston	5-2 W
58	Mar 14	@ Chicago	3-0 W
59	Mar 20	Detroit	5-3 W
60	Mar 21	@ Detroit	5-2 W



1948-49



(22-25-13 / 57 Points / 4th in NHL)

GENERAL MANAGER: Conn Smythe

HEAD COACH: Hap Day

CAPTAIN: Ted Kennedy

PLAYER	POS	GP	G	A	PTS	PIM
Harry Watson	L	60	26	19	45	0
Max Bentley	C	60	19	22	41	18
Ted Kennedy	C	59	18	21	39	25
Cal Gardner	C	53	13	22	35	35
Bill Ezinicki	R	52	13	15	28	145
Joe Klukay	L	45	11	10	21	11
Jimmy Thomson	D	60	4	16	20	56
Vic Lynn	L/D	52	7	9	16	36
Ray Timgren	L	36	3	12	15	9
Gus Mortson	D	60	2	13	15	85
Howie Meeker	R	30	7	7	14	56
Harry Taylor	C	42	4	7	11	30
Garth Boesch	D	59	1	10	11	43
Don Metz	R	33	4	6	10	12
Bill Barilko	D	60	5	4	9	95
Tod Sloan	C/R	29	3	4	7	0
Les Costello	L	15	2	3	5	11
Bill Juzda	D	38	1	2	3	23
Frank Mathers	D	15	1	2	3	2
Ray Ceresino	R	12	1	1	2	2
Fleming MacKell	C	11	1	1	2	6
Bob Dawes	D/C	5	1	0	1	0
Al Buchanan	L	3	0	1	1	2
Chuck Blair	R	1	0	0	0	0
Turk Broda	G	60	0	0	0	0
Ray Hannigan	R	3	0	0	0	2
Stan Kemp	D	1	0	0	0	2
John McCormack	C	1	0	0	0	0
Sid Smith	L	1	0	0	0	0

PLAYER	POS	GP	W	L	T/O	GA	GAA	SO	PIM	MIN
Turk Broda	G	60	22	25	13	161	2.68	5	0	3600

## HOME ARENA

Maple Leaf Gardens (Capacity: 14,550)

## PLAYOFF RESULT

Won Stanley Cup (See page 431 for more information)

## UNIFORMS



Did you Know...

In 1949, the Maple Leafs became the first team in NHL history and first since the Ottawa Senators (1903 to 1906) to win three consecutive Stanley Cups. The Maple Leafs won the Stanley Cup despite a losing record in the 1948-49 regular season. The only other team in NHL history to win the Cup after finishing the regular season with a losing record was the 1938 Chicago Black Hawks.

In Photo: Clarence Campbell (right) presents Clarence "Hap" Day (left) with the Stanley Cup on April 16, 1949.







1949-50

(31-27-12 / 74 Points / 3rd in NHL)

GENERAL MANAGER: Conn Smythe

HEAD COACH: Hap Day

CAPTAIN: Ted Kennedy

PLAYER	POS	GP	G	A	PTS	PIM
Sid Smith	C	68	22	23	45	6
Ted Kennedy	C	53	20	24	44	34
Max Bentley	C	69	23	18	41	14
Howie Meeker	R	70	18	22	40	35
Harry Watson	L	60	19	16	35	11
Joe Klukay	L	70	15	16	31	19
Cal Gardner	C	31	7	19	26	12
Ray Timgren	L	68	7	18	25	22
Bill Ezinicki	R	67	10	12	22	144
Vic Lynn	L/D	70	7	13	20	39
Fleming MacKell	C	36	7	13	20	24
Bill Barilko	D	59	7	10	17	85
Gus Mortson	D	68	3	14	17	125
Bill Juzda	D	62	1	14	15	68
Jimmy Thomson	D	70	0	13	13	76
John McCormack	C	34	6	5	11	0
Garth Boesch	D	58	2	6	8	63
Rudy Migay	C	18	1	5	6	8
Bob Dawes	D/C	11	1	2	3	2
Frank Mathers	D	6	0	1	1	2
George Armstrong	R	2	0	0	0	0
John Arundel	D	3	0	0	0	9
Hugh Bolton	D	2	0	0	0	2
Turk Broda	G	68	0	0	0	2
Al Buchanan	L	1	0	0	0	0
Bob Hassard	C	1	0	0	0	0
Tim Horton	D	1	0	0	0	2
Bill Johansen	C/R	1	0	0	0	0
Gilles Mayer	G	1	0	0	0	0
Al Rollins	G	2	0	0	0	0
Phil Samis	D	2	0	0	0	0
Frank Sullivan	D	1	0	0	0	0

PLAYER	POS	GP	W	L	T/O	GA	GAA	SO	PIM	MIN
Turk Broda	G	68	30	25	12	167	2.48	9	2	4040
Al Rollins	G	2	1	1	0	4	2.40	1	0	100
Gilles Mayer	G	1	0	1	0	2	2.00	0	0	60

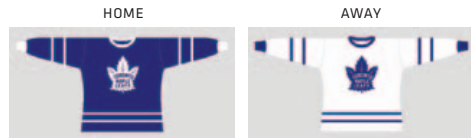
## HOME ARENA

Maple Leaf Gardens (Capacity: 14,550)

## PLAYOFF RESULT

Lost Semi-Final

## UNIFORMS



GP	DATE	OPPONENT	RESULT
1	Oct 15	Chicago	4-4 T
2	Oct 16	@ Detroit	5-1 W
3	Oct 19	Montreal	1-3 L
4	Oct 22	NY Rangers	2-2 T
5	Oct 27	@ Montreal	2-0 W
6	Oct 29	Boston	8-1 W
7	Oct 30	NY Rangers	4-2 W
8	Nov 2	NY Rangers	3-3 T
9	Nov 5	Detroit	3-4 L
10	Nov 6	@ Chicago	4-2 W
11	Nov 10	@ Montreal	2-4 L
12	Nov 12	Chicago	4-0 W
13	Nov 13	@ Boston	2-4 L
14	Nov 16	Montreal	1-0 W
15	Nov 19	Detroit	2-5 L
16	Nov 20	@ Detroit	2-5 L
17	Nov 23	@ Boston	1-3 L
18	Nov 24	@ Montreal	3-5 L
19	Nov 26	Boston	3-3 T
20	Nov 27	@ Chicago	3-6 L
21	Dec 1	Detroit	0-2 L
22	Dec 3	NY Rangers	2-0 W
23	Dec 4	@ Detroit	2-1 W
24	Dec 8	@ Chicago	4-1 W
25	Dec 10	Boston	2-1 W
26	Dec 11	@ Boston	0-2 L
27	Dec 14	Montreal	2-2 T
28	Dec 15	@ Montreal	1-4 L
29	Dec 17	Chicago	1-7 L
30	Dec 18	@ NY Rangers	2-0 W
31	Dec 21	@ Detroit	1-7 L
32	Dec 24	Boston	4-8 L
33	Dec 25	@ NY Rangers	1-3 L
34	Dec 28	Montreal	1-1 T
35	Dec 31	Detroit	1-5 L
36	Jan 1	@ Detroit	0-5 L
37	Jan 4	Chicago	4-4 T
38	Jan 7	Chicago	5-2 W
39	Jan 11	@ NY Rangers	2-1 W
40	Jan 14	Boston	4-3 W
41	Jan 18	Montreal	0-1 L
42	Jan 19	@ Montreal	4-2 W
43	Jan 21	NY Rangers	2-1 W
44	Jan 22	@ Detroit	1-0 W
45	Jan 25	NY Rangers	5-1 W
46	Jan 28	Chicago	9-1 W
47	Jan 29	@ Chicago	4-0 W
48	Feb 1	@ Chicago	0-3 L
49	Feb 4	Detroit	3-3 T
50	Feb 5	@ Boston	2-1 W
51	Feb 8	@ Boston	3-1 W
52	Feb 11	Montreal	2-0 W
53	Feb 12	@ Chicago	1-1 T
54	Feb 16	@ Montreal	3-3 T
55	Feb 18	Detroit	3-2 W
56	Feb 19	@ NY Rangers	1-2 L
57	Feb 22	Boston	3-1 W
58	Feb 25	NY Rangers	4-2 W
59	Mar 1	@ Boston	2-5 L
60	Mar 4	Detroit	3-2 W
61	Mar 5	@ NY Rangers	2-5 L
62	Mar 9	@ Montreal	1-1 T
63	Mar 11	NY Rangers	4-0 W
64	Mar 12	@ Boston	2-2 T
65	Mar 15	@ Chicago	0-4 L
66	Mar 18	Chicago	2-1 W
67	Mar 19	@ Detroit	0-5 L
68	Mar 22	Montreal	1-2 L
69	Mar 25	Boston	8-0 W
70	Mar 26	@ NY Rangers	3-5 L



1950-51



(41-16-13 / 95 Points / 2nd in NHL)

GENERAL MANAGER: Conn Smythe

HEAD COACH: Joe Primeau

CAPTAIN: Ted Kennedy

PLAYER	POS	GP	G	A	PTS	PIM
Max Bentley	C	67	21	41	62	34
Ted Kennedy	C	63	18	43	61	32
Tod Sloan	C/R	70	31	25	56	105
Sid Smith	L	70	30	21	51	10
Cal Gardner	C	66	23	28	51	42
Harry Watson	L	68	18	19	37	18
Jimmy Thomson	D	69	3	33	36	76
Danny Lewicki	L	61	16	18	34	26
Joe Klukay	L	70	14	16	30	16
Fleming MacKell	C	70	12	13	25	40
Howie Meeker	R	49	6	14	20	24
John McCormack	C	46	6	7	13	2
Gus Mortson	D	60	3	10	13	142
Bill Barilko	D	58	6	6	12	96
Ray Timgren	L	70	1	9	10	20
Bill Juzda	D	65	0	9	9	64
Fern Flaman	D	39	2	6	8	64
Hugh Bolton	D	13	1	3	4	4
Phil Maloney	C	1	1	0	1	0
Bob Hassard	C	12	0	1	1	0
Andy Barbe	R	1	0	0	0	2
Dusty Blair	C	2	0	0	0	0
Turk Broda	G	31	0	0	0	4
Bobby Copp	D	2	0	0	0	2
Al Rollins	G	40	0	0	0	0

PLAYER	POS	GP	W	L	T/O	GA	GAA	SO	PIM	MIN
Al Rollins	G	40	27	5	8	70	1.77	5	0	2373
Turk Broda	G	31	14	11	5	68	2.23	6	4	1827

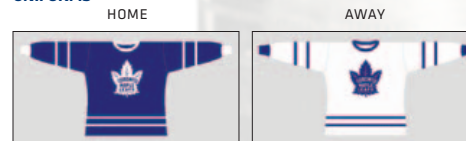
## HOME ARENA

Maple Leaf Gardens (Capacity: 14,550)

## PLAYOFF RESULT

Won Stanley Cup (See page 432 for more information)

## UNIFORMS



On March 21, 1951, the first ever "televised" hockey game in Canada was seen by CBC employees only (a programming experiment).

Toronto, led by goaltender Al Rollins, shutout the Montreal Canadiens 2-0 at Maple Leaf Gardens in the game said to be the birth of "Hockey Night in Canada."

In Photo: Terry Sawchuk on the Hockey Night in Canada set in the mid 1960's.

Did you Know...





1951-52

(29-25-16 / 74 Points / 3rd in NHL)

GENERAL MANAGER: Conn Smythe

HEAD COACH: Joe Primeau

CAPTAIN: Ted Kennedy

PLAYER	POS	GP	G	A	PTS	PIM
Sid Smith	L	70	27	30	57	6
Ted Kennedy	C	70	19	33	52	33
Tod Sloan	C/R	68	25	23	48	89
Max Bentley	C	69	24	17	41	40
Cal Gardner	C	70	15	26	41	40
Harry Watson	L	70	22	17	39	18
Jimmy Thomson	D	70	0	25	25	86
Howie Meeker	R	54	9	14	23	50
Hugh Bolton	D	60	3	13	16	73
Danny Lewicki	L	51	4	9	13	26
Joe Klukay	L	43	4	8	12	6
Gus Mortson	D	65	1	10	11	106
Fleming Mackell	C	32	2	8	10	16
Bob Solinger	L/R	24	5	3	8	4
Fern Flaman	D	61	0	7	7	110
George Armstrong	R	20	3	3	6	30
Ray Timgren	L	50	2	4	6	11
Bill Juzda	D	46	1	4	5	65
Rudy Migay	C	19	2	1	3	12
Leo Boivin	D	2	0	1	1	0
Jim Morrison	D	17	0	1	1	4
Earl Balfour	L	3	0	0	0	2
Turk Broda	G	1	0	0	0	0
Tim Horton	D	4	0	0	0	8
Frank Mathers	D	2	0	0	0	0
John McLellan	C	2	0	0	0	0
Eric Nesterenko	R	1	0	0	0	0
Al Rollins	G	70	0	0	0	4
Bob Sabourin	L	1	0	0	0	2

PLAYER	POS	GP	W	L	T/O	GA	GAA	SO	PIM	MIN
Al Rollins	G	70	29	24	16	154	2.22	5	4	4170
Turk Broda	G	1	0	1	0	3	6.00	0	0	30

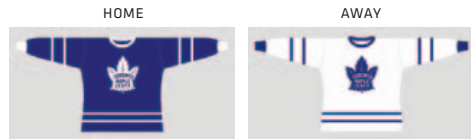
## HOME ARENA

Maple Leaf Gardens (Capacity: 14,550)

## PLAYOFF RESULT

Lost Semi-Final

## UNIFORMS



GP	DATE	OPPONENT	RESULT
1	Oct 13	Chicago	1-3 L
2	Oct 14	@ Detroit	3-2 W
3	Oct 17	Boston	4-2 W
4	Oct 20	NY Rangers	2-3 L
5	Oct 21	@ Chicago	1-1 T
6	Oct 27	Detroit	1-2 L
7	Oct 29	@ Detroit	2-2 T
8	Oct 31	Montreal	1-0 W
9	Nov 1	@ Montreal	4-2 W
10	Nov 3	NY Rangers	1-2 L
11	Nov 7	Chicago	1-0 W
12	Nov 8	@ Chicago	3-1 W
13	Nov 10	Detroit	3-3 T
14	Nov 11	@ Boston	1-1 T
15	Nov 14	@ NY Rangers	2-2 T
16	Nov 17	Boston	1-1 T
17	Nov 18	Chicago	0-1 L
18	Nov 21	Chicago	5-1 W
19	Nov 24	Montreal	4-2 W
20	Nov 25	@ Boston	4-1 W
21	Nov 29	@ Montreal	1-5 L
22	Dec 1	NY Rangers	8-2 W
23	Dec 2	@ Detroit	2-1 W
24	Dec 5	Detroit	2-2 T
25	Dec 8	Chicago	3-1 W
26	Dec 9	@ NY Rangers	2-7 L
27	Dec 13	Detroit	1-3 L
28	Dec 15	NY Rangers	4-1 W
29	Dec 16	@ Chicago	3-4 L
30	Dec 20	@ Montreal	1-4 L
31	Dec 22	Boston	3-2 W
32	Dec 23	@ Boston	2-4 L
33	Dec 26	Montreal	2-3 L
34	Dec 29	Boston	4-0 W
35	Dec 30	@ NY Rangers	2-2 T
36	Jan 3	@ Montreal	1-3 L
37	Jan 5	Chicago	2-1 W
38	Jan 9	@ NY Rangers	2-1 W
39	Jan 12	Detroit	5-3 W
40	Jan 13	@ Detroit	1-2 L
41	Jan 15	@ Boston	1-0 W
42	Jan 17	@ Montreal	2-2 T
43	Jan 19	Boston	6-2 W
44	Jan 20	@ Chicago	3-1 W
45	Jan 23	Montreal	2-4 L
46	Jan 24	@ Detroit	2-2 T
47	Jan 26	NY Rangers	3-3 T
48	Jan 27	@ Boston	3-0 W
49	Feb 2	Boston	1-1 T
50	Feb 3	@ Chicago	1-3 L
51	Feb 9	Montreal	3-2 W
52	Feb 10	@ NY Rangers	4-3 W
53	Feb 13	Detroit	1-3 L
54	Feb 14	@ Montreal	1-3 L
55	Feb 16	Chicago	2-2 T
56	Feb 19	NY Rangers	3-3 T
57	Feb 21	@ Chicago	1-5 L
58	Feb 23	Detroit	1-3 L
59	Feb 27	@ NY Rangers	3-1 W
60	Mar 1	Boston	1-1 T
61	Mar 2	@ Boston	2-2 T
62	Mar 5	Montreal	6-2 W
63	Mar 8	Detroit	6-3 W
64	Mar 9	@ Detroit	1-6 L
65	Mar 13	@ Montreal	1-3 L
66	Mar 15	NY Rangers	5-2 W
67	Mar 16	@ NY Rangers	4-2 W
68	Mar 19	Montreal	0-3 L
69	Mar 22	Chicago	2-3 L
70	Mar 23	@ Boston	2-4 L



1952-53

(27-30-13 / 67 Points / 5th in NHL)

GENERAL MANAGER: Conn Smythe

HEAD COACH: Joe Primeau

CAPTAIN: Ted Kennedy

PLAYER	POS	GP	G	A	PTS	PIM
Sid Smith	L	70	20	19	39	6
Ted Kennedy	C	43	14	23	37	42
Gord Hannigan	C	65	17	18	35	51
Ron Stewart	R	70	13	22	35	29
Bob Hassard	C	70	8	23	31	14
Tod Sloan	C/R	70	15	10	25	76
George Armstrong	R	52	14	11	25	54
Harry Watson	L	63	16	8	24	8
Max Bentley	C	36	12	11	23	16
Jimmy Thomson	D	69	0	22	22	73
Eric Nesterenko	R	35	10	6	16	27
Tim Horton	D	70	2	14	16	85
Leo Boivin	D	70	2	13	15	97
Rudy Migay	C	40	5	4	9	22
Jim Morrison	D	56	1	8	9	36
Fern Flaman	D	66	2	6	8	110
Phil Maloney	C	29	2	6	8	2
Howie Meeker	R	25	1	7	8	26
Danny Lewicki	L	4	1	3	4	2
Bob Solinger	L/R	18	1	1	2	2
Hugh Bolton	D	9	0	0	0	10
Harry Lumley	G	70	0	0	0	18
Parker MacDonald	C	1	0	0	0	0
Willie Marshall	C	2	0	0	0	0
Wally Maxwell	C	2	0	0	0	0
Dave Reid	C	2	0	0	0	0
Frank Sullivan	D	5	0	0	0	2
Ray Timgren	L	12	0	0	0	4

PLAYER	POS	GP	W	L	T/O	GA	GAA	SO	PIM	MIN
Harry Lumley	G	70	27	30	13	167	2.39	10	18	4200

## HOME ARENA

Maple Leaf Gardens (Capacity: 14,550)

## PLAYOFF RESULT

Out of Playoffs

## UNIFORMS



GP	DATE	OPPONENT	RESULT
1	Oct 11	Chicago	2-6 L
2	Oct 12	@ Detroit	4-4 T
3	Oct 16	@ Boston	1-2 L
4	Oct 18	NY Rangers	4-3 W
5	Oct 19	@ Chicago	3-2 W
6	Oct 22	Detroit	5-4 W
7	Oct 25	Boston	0-4 L
8	Oct 29	Montreal	7-5 W
9	Nov 1	Boston	3-2 W
10	Nov 2	@ Detroit	4-2 W
11	Nov 5	NY Rangers	4-1 W
12	Nov 6	@ Montreal	1-3 L
13	Nov 8	Detroit	3-3 T
14	Nov 11	@ Boston	0-4 L
15	Nov 13	@ Montreal	3-1 W
16	Nov 15	Chicago	1-3 L
17	Nov 16	@ NY Rangers	6-3 W
18	Nov 19	Boston	1-2 L
19	Nov 22	Montreal	2-2 T
20	Nov 23	@ Boston	5-6 L
21	Nov 26	@ NY Rangers	2-4 L
22	Nov 27	@ Chicago	3-3 T
23	Nov 29	Detroit	1-3 L
24	Nov 30	@ Detroit	1-4 L
25	Dec 4	@ Montreal	2-1 W
26	Dec 6	NY Rangers	2-2 T
27	Dec 7	@ Chicago	2-0 W
28	Dec 10	Montreal	1-2 L
29	Dec 13	Detroit	1-3 L
30	Dec 14	@ NY Rangers	2-2 T
31	Dec 18	@ Detroit	1-1 T
32	Dec 20	Chicago	4-1 W
33	Dec 21	@ Chicago	2-4 L
34	Dec 24	Montreal	2-0 W
35	Dec 27	Boston	3-0 W
36	Dec 31	@ NY Rangers	3-3 T
37	Jan 1	@ Boston	1-5 L
38	Jan 3	Chicago	1-1 T
39	Jan 10	Boston	3-1 W
40	Jan 11	@ Detroit	2-5 L
41	Jan 14	Chicago	3-0 W
42	Jan 17	NY Rangers	1-0 W
43	Jan 18	@ Boston	1-2 L
44	Jan 21	Montreal	0-1 L
45	Jan 22	@ Montreal	1-4 L
46	Jan 24	Detroit	2-0 W
47	Jan 25	@ Chicago	4-3 W
48	Jan 29	@ Boston	2-2 T
49	Jan 31	NY Rangers	4-0 W
50	Feb 1	@ Detroit	1-5 L
51	Feb 5	@ Montreal	0-2 L
52	Feb 7	Chicago	2-4 L
53	Feb 8	@ Chicago	2-4 L
54	Feb 14	Montreal	2-2 T
55	Feb 15	@ NY Rangers	2-1 W
56	Feb 18	Detroit	2-0 W
57	Feb 21	Boston	2-2 T
58	Feb 25	Montreal	1-2 L
59	Feb 26	@ Montreal	1-4 L
60	Feb 28	NY Rangers	3-0 W
61	Mar 1	@ NY Rangers	2-4 L
62	Mar 5	@ Chicago	1-3 L
63	Mar 7	Detroit	0-3 L
64	Mar 8	@ Detroit	1-3 L
65	Mar 14	Boston	1-3 L
66	Mar 15	@ NY Rangers	1-1 T
67	Mar 18	Chicago	4-3 W
68	Mar 19	@ Montreal	4-1 W
69	Mar 21	NY Rangers	5-0 W
70	Mar 22	@ Boston	3-1 W



1953-54

(32-24-14 / 78 Points / 3rd in NHL)

GENERAL MANAGER: Conn Smythe

HEAD COACH: King Clancy

CAPTAIN: Ted Kennedy

PLAYER	POS	GP	G	A	PTS	PIM
Tod Sloan	C/R	67	11	32	43	100
Sid Smith	L	70	22	16	38	28
Ted Kennedy	C	67	15	23	38	78
George Armstrong	R	63	17	15	32	60
Tim Horton	D	70	7	24	31	94
Harry Watson	L	70	21	7	28	30
Jimmy Thomson	D	61	2	24	26	86
Ron Stewart	R	70	14	11	25	72
Eric Nesterenko	R	68	14	9	23	70
Rudy Migay	C	70	8	15	23	60
Jim Morrison	D	60	9	11	20	51
Bob Bailey	R	48	2	7	9	70
Gord Hannigan	C	35	4	4	8	18
Fern Flaman	D	62	0	8	8	84
Leo Boivin	D	58	1	6	7	81
Bob Solinger	L/R	39	3	2	5	2
Bob Hassard	C	26	1	4	5	4
Howie Meeker	R	5	1	0	1	0
Earl Balfour	L	17	0	1	1	6
Danny Lewicki	L	7	0	1	1	12
Hugh Bolton	D	9	0	0	0	10
Harry Lumley	G	69	0	0	0	0
Gilles Mayer	G	1	0	0	0	0

PLAYER	POS	GP	W	L	T/O	GA	GAA	SO	PIM	MIN
Harry Lumley	G	69	32	24	13	128	1.86	13	6	4140
Gilles Mayer	G	1	0	0	1	3	3.00	0	0	60

## HOME ARENA

Maple Leaf Gardens (Capacity: 14,550)

## PLAYOFF RESULT

Lost Semi-Final

## UNIFORMS

HOME



AWAY



Tod Sloan

GP	DATE	OPPONENT	RESULT
1	Oct 10	Chicago	6-2 W
2	Oct 11	@ Detroit	0-4 L
3	Oct 15	@ Boston	4-1 W
4	Oct 17	NY Rangers	1-1 T
5	Oct 18	Chicago	2-1 W
6	Oct 21	Detroit	1-1 T
7	Oct 24	Boston	2-3 L
8	Oct 25	@ Detroit	0-2 L
9	Oct 29	@ Montreal	1-3 L
10	Oct 31	NY Rangers	4-1 W
11	Nov 1	@ NY Rangers	2-2 T
12	Nov 4	Chicago	3-1 W
13	Nov 7	Detroit	2-2 T
14	Nov 8	@ Chicago	2-1 W
15	Nov 11	Montreal	4-1 W
16	Nov 14	Boston	2-0 W
17	Nov 15	@ Boston	1-1 T
18	Nov 19	@ Montreal	0-1 L
19	Nov 21	NY Rangers	1-0 W
20	Nov 22	@ Chicago	5-1 W
21	Nov 26	@ Detroit	0-2 L
22	Nov 28	Montreal	3-1 W
23	Nov 29	@ Boston	1-2 L
24	Dec 3	@ Montreal	1-5 L
25	Dec 5	Detroit	3-0 W
26	Dec 6	@ NY Rangers	3-3 T
27	Dec 9	Montreal	3-0 W
28	Dec 12	Chicago	2-0 W
29	Dec 13	@ NY Rangers	2-1 W
30	Dec 17	@ Boston	2-3 L
31	Dec 19	NY Rangers	3-2 W
32	Dec 20	@ Chicago	1-4 L
33	Dec 26	Detroit	4-2 W
34	Dec 30	Montreal	2-2 T
35	Jan 2	Chicago	4-0 W
36	Jan 3	@ Detroit	0-0 T
37	Jan 7	@ Montreal	3-7 L
38	Jan 9	Boston	3-2 W
39	Jan 10	@ NY Rangers	1-4 L
40	Jan 13	Chicago	2-1 W
41	Jan 16	NY Rangers	4-0 W
42	Jan 17	@ Chicago	3-1 W
43	Jan 23	Detroit	4-1 W
44	Jan 24	@ Detroit	0-2 L
45	Jan 27	Montreal	0-2 L
46	Jan 30	Boston	4-2 W
47	Jan 31	@ Boston	0-2 L
48	Feb 4	@ Montreal	4-2 W
49	Feb 6	Chicago	6-0 W
50	Feb 7	@ Chicago	1-2 L
51	Feb 10	Boston	2-3 L
52	Feb 11	@ Boston	3-1 W
53	Feb 13	Montreal	2-2 T
54	Feb 14	@ NY Rangers	3-3 T
55	Feb 17	Detroit	0-0 T
56	Feb 20	Boston	3-2 W
57	Feb 21	@ NY Rangers	1-6 L
58	Feb 25	@ Montreal	0-0 T
59	Feb 27	Chicago	4-2 W
60	Feb 28	@ Chicago	1-2 L
61	Mar 3	NY Rangers	3-3 T
62	Mar 4	@ Detroit	3-3 T
63	Mar 6	Detroit	1-3 L
64	Mar 7	@ NY Rangers	4-0 W
65	Mar 11	@ Montreal	3-0 W
66	Mar 13	Boston	1-2 L
67	Mar 14	@ Boston	0-3 L
68	Mar 17	Montreal	3-1 W
69	Mar 20	NY Rangers	2-5 L
70	Mar 21	@ Detroit	1-6 L



1954-55

(24-24-22 / 70 Points / 3rd in NHL)

GENERAL MANAGER: Conn Smythe

HEAD COACH: King Clancy

CAPTAIN: Ted Kennedy

PLAYER	POS	GP	G	A	PTS	PIM
Sid Smith	L	70	33	21	54	14
Ted Kennedy	C	70	10	42	52	74
Eric Nesterenko	R	62	15	15	30	99
Tod Sloan	C/R	63	13	15	28	89
George Armstrong	R	66	10	18	28	80
Rudy Migay	C	67	8	16	24	66
Hugh Bolton	D	69	2	19	21	55
Ron Stewart	R	53	14	5	19	20
Jim Morrison	D	70	5	12	17	84
Joe Klukay	L	56	8	8	16	44
Jimmy Thomson	D	70	4	12	16	63
Tim Horton	D	67	5	9	14	84
Parker MacDonald	C	62	8	3	11	36
Brian Cullen	C	27	3	5	8	6
Bob Bailey	R	32	4	2	6	52
Bob Solinger	L/R	17	1	5	6	11
Larry Cahan	D	59	0	6	6	64
Willie Marshall	C	16	1	4	5	0
Dave Creighton	C	14	2	1	3	8
Harry Watson	L	8	1	1	2	0
Gord Hannigan	C	13	0	2	2	8
Leo Boivin	D	7	0	0	0	8
Jack Caffery	C	3	0	0	0	0
Dick Duff	L	3	0	0	0	2
Gerry Foley	R	4	0	0	0	8
Gerry James	R	1	0	0	0	0
Paul Knox	R	1	0	0	0	0
Harry Lumley	G	69	0	0	0	9
Gilles Mayer	G	1	0	0	0	0
Marc Reaume	D	1	0	0	0	4
Dave Reid	C	1	0	0	0	0
Ray Timgren	L	1	0	0	0	2

PLAYER	POS	GP	W	L	T/O	GA	GAA	SO	PIM	MIN
Harry Lumley	G	69	23	24	22	134	1.94	8	9	4140
Gilles Mayer	G	1	1	0	0	1	1.00	0	0	60

## HOME ARENA

Maple Leaf Gardens (Capacity: 14,550)

## PLAYOFF RESULT

Lost Semi-Final

## UNIFORMS

HOME



AWAY



GP	DATE	OPPONENT	RESULT
1	Oct 7	@ Detroit	1-2 L
2	Oct 9	Chicago	3-3 T
3	Oct 16	NY Rangers	2-4 L
4	Oct 17	@ Boston	1-1 T
5	Oct 21	@ Montreal	3-1 W
6	Oct 23	Boston	3-3 T
7	Oct 27	Montreal	1-3 L
8	Oct 30	NY Rangers	3-1 W
9	Nov 3	Detroit	1-1 T
10	Nov 6	Chicago	5-2 W
11	Nov 7	@ Chicago	2-1 W
12	Nov 10	@ NY Rangers	2-1 W
13	Nov 11	@ Detroit	1-0 W
14	Nov 13	Detroit	1-0 W
15	Nov 14	@ Boston	3-1 W
16	Nov 17	Montreal	5-2 W
17	Nov 18	@ Montreal	4-5 L
18	Nov 20	Boston	0-1 L
19	Nov 21	@ NY Rangers	2-2 T
20	Nov 25	@ Detroit	0-2 L
21	Nov 27	NY Rangers	3-1 W
22	Nov 28	@ Chicago	1-1 T
23	Dec 1	Boston	6-0 W
24	Dec 4	Detroit	1-0 W
25	Dec 5	@ Boston	4-2 W
26	Dec 8	Montreal	3-1 W
27	Dec 9	@ Montreal	0-2 L
28	Dec 11	Chicago	1-2 L
29	Dec 12	@ NY Rangers	1-1 T
30	Dec 15	@ Chicago	8-3 W
31	Dec 18	NY Rangers	3-1 W
32	Dec 19	@ NY Rangers	3-3 T
33	Dec 25	Detroit	2-3 L
34	Dec 26	@ Detroit	1-1 T
35	Dec 29	Montreal	1-1 T
36	Dec 30	@ Detroit	1-4 L
37	Jan 1	Chicago	2-2 T
38	Jan 2	@ Chicago	2-3 L
39	Jan 5	Boston	1-2 L
40	Jan 8	NY Rangers	5-0 W
41	Jan 9	@ Boston	1-1 T
42	Jan 12	@ NY Rangers	0-0 T
43	Jan 15	Boston	4-2 W
44	Jan 16	@ Chicago	4-2 W
45	Jan 19	Chicago	3-3 T
46	Jan 20	@ Montreal	2-6 L
47	Jan 22	Detroit	3-1 W
48	Jan 23	@ Detroit	0-4 L
49	Jan 26	Montreal	1-1 T
50	Jan 29	NY Rangers	1-3 L
51	Jan 30	@ Boston	0-3 L
52	Feb 3	@ Montreal	2-3 L
53	Feb 5	Chicago	2-2 T
54	Feb 6	@ Chicago	4-2 W
55	Feb 9	Montreal	3-1 W
56	Feb 12	Detroit	1-2 L
57	Feb 13	@ Boston	3-3 T
58	Feb 19	Boston	1-1 T
59	Feb 20	@ Chicago	1-4 L
60	Feb 23	@ NY Rangers	3-1 W
61	Feb 24	@ Montreal	1-1 T
62	Feb 26	Detroit	1-1 T
63	Mar 2	Montreal	2-3 L
64	Mar 5	Boston	2-2 T
65	Mar 6	@ Boston	1-3 L
66	Mar 10	@ Montreal	0-0 T
67	Mar 12	NY Rangers	1-2 L
68	Mar 13	@ Detroit	1-6 L
69	Mar 19	Chicago	5-0 W
70	Mar 20	@ NY Rangers	2-3 L





1955-56

(24-33-13 / 61 Points / 4th in NHL)

GENERAL MANAGER: Conn Smythe &amp; Hap Day

HEAD COACH: King Clancy

CAPTAIN: Sid Smith

PLAYER	POS	GP	G	A	PTS	PIM
Tod Sloan	C/R	70	37	29	66	100
George Armstrong	R	67	16	32	48	97
Dick Duff	L	69	18	19	37	74
Rudy Migay	C	70	12	16	28	52
Ron Stewart	R	69	13	14	27	35
Billy Harris	C	70	9	13	22	8
Sid Smith	L	55	4	17	21	8
Hugh Bolton	D	67	4	16	20	65
Earl Balfour	L	59	14	5	19	40
Jim Morrison	D	63	2	17	19	77
Gord Hannigan	C	48	8	7	15	40
Ron Hurst	R	50	7	5	12	62
Marc Reaume	D	48	0	12	12	50
Eric Nesterenko	R	40	4	6	10	65
Brian Cullen	C	21	2	6	8	8
Jimmy Thomson	D	62	0	7	7	96
Gerry James	R	46	3	3	6	50
Tim Horton	D	35	0	5	5	36
Larry Cahan	D	21	0	2	2	46
Jack Blonda	D	13	0	1	1	18
Bill Burega	D	4	0	1	1	4
Joe Klukay	L	18	0	1	1	2
Bob Bailey	R	6	0	0	0	6
Ed Chadwick	G	5	0	0	0	0
Barry Cullen	R	3	0	0	0	4
Ray Gariepy	D	1	0	0	0	4
Harry Lumley	G	59	0	0	0	2
Al MacNeil	D	1	0	0	0	2
Willie Marshall	C	6	0	0	0	0
Gilles Mayer	G	6	0	0	0	0
Dave Reid	C	4	0	0	0	0
Lefty Wilson	G	1	0	0	0	0

PLAYER	POS	GP	W	L	T/O	GA	GAA	SO	PIM	MIN
Harry Lumley	G	59	21	28	10	157	2.67	3	2	3527
Gilles Mayer	G	6	1	5	0	18	3.00	0	0	360
Ed Chadwick	G	5	2	0	3	3	0.60	2	0	300
Lefty Wilson	G	1	0	0	0	0	0.00	0	0	13

## HOME ARENA

Maple Leaf Gardens (Capacity: 14,550)

## PLAYOFF RESULT

Lost Semi-Final

## UNIFORMS



GP	DATE	OPPONENT	RESULT
1	Oct 6	@ Montreal	0-2 L
2	Oct 8	Detroit	4-2 W
3	Oct 9	@ Chicago	1-3 L
4	Oct 12	@ Boston	0-2 L
5	Oct 15	Boston	2-2 T
6	Oct 16	@ Detroit	0-6 L
7	Oct 19	@ NY Rangers	2-6 L
8	Oct 22	NY Rangers	3-2 W
9	Oct 26	Montreal	2-1 W
10	Oct 29	Chicago	2-0 W
11	Nov 2	Detroit	3-1 W
12	Nov 3	@ Montreal	3-3 T
13	Nov 5	NY Rangers	0-3 L
14	Nov 6	@ Detroit	1-4 L
15	Nov 11	@ Chicago	0-2 L
16	Nov 12	Boston	2-3 L
17	Nov 13	@ NY Rangers	1-4 L
18	Nov 16	Montreal	2-3 L
19	Nov 19	Boston	3-2 W
20	Nov 20	@ Boston	1-1 T
21	Nov 24	@ Chicago	2-3 L
22	Nov 26	Chicago	7-4 W
23	Nov 27	@ Detroit	2-1 W
24	Nov 30	Detroit	3-3 T
25	Dec 3	Montreal	1-3 L
26	Dec 4	@ Boston	0-5 L
27	Dec 7	@ NY Rangers	1-3 L
28	Dec 8	@ Montreal	1-3 L
29	Dec 10	NY Rangers	6-1 W
30	Dec 11	@ Chicago	3-3 T
31	Dec 15	@ Detroit	0-4 L
32	Dec 17	Boston	5-1 W
33	Dec 18	@ NY Rangers	1-4 L
34	Dec 24	Chicago	5-2 W
35	Dec 25	@ Detroit	1-1 T
36	Dec 28	Montreal	2-0 W
37	Dec 29	@ Montreal	2-5 L
38	Dec 31	Detroit	2-2 T
39	Jan 4	Chicago	4-2 W
40	Jan 7	Boston	6-2 W
41	Jan 14	NY Rangers	5-6 L
42	Jan 15	@ Boston	4-1 W
43	Jan 18	Montreal	2-3 L
44	Jan 19	@ Montreal	1-3 L
45	Jan 21	Detroit	4-2 W
46	Jan 22	@ Detroit	1-4 L
47	Jan 25	Chicago	3-1 W
48	Jan 28	NY Rangers	1-3 L
49	Jan 29	@ Boston	1-3 L
50	Feb 1	@ NY Rangers	2-5 L
51	Feb 4	Chicago	2-4 L
52	Feb 5	@ Chicago	2-3 L
53	Feb 8	Montreal	1-1 T
54	Feb 9	@ Boston	1-1 T
55	Feb 11	NY Rangers	5-0 W
56	Feb 12	@ Chicago	1-1 T
57	Feb 15	Boston	1-0 W
58	Feb 16	@ Montreal	1-8 L
59	Feb 18	Detroit	1-6 L
60	Feb 22	@ NY Rangers	4-2 W
61	Feb 24	@ Chicago	2-1 W
62	Feb 25	Boston	1-3 L
63	Feb 29	Montreal	4-1 W
64	Mar 3	Detroit	2-2 T
65	Mar 4	@ Boston	2-2 T
66	Mar 8	@ Montreal	3-4 L
67	Mar 10	NY Rangers	5-2 W
68	Mar 11	@ NY Rangers	2-4 L
69	Mar 17	Chicago	1-1 T
70	Mar 18	@ Detroit	2-0 W



1956-57

(21-34-15 / 57 Points / 5th in NHL)

GENERAL MANAGER: Conn Smythe &amp; Hap Day

HEAD COACH: Howie Meeker

CAPTAIN: Ted Kennedy &amp; Jim Thomson

PLAYER	POS	GP	G	A	PTS	PIM
George Armstrong	R	54	18	26	44	37
Sid Smith	L	70	17	24	41	4
Dick Duff	L	70	26	14	40	50
Rudy Migay	C	66	15	20	35	51
Ron Stewart	R	65	15	20	35	28
Tod Sloan	C/R	52	14	21	35	33
Tim Horton	D	66	6	19	25	72
Bob Pulford	L	65	11	11	22	32
Ted Kennedy	C	30	6	16	22	35
Brian Cullen	C	46	8	12	20	27
Marc Reaume	D	63	6	14	20	81
Jim Morrison	D	63	3	17	20	44
Barry Cullen	R	51	6	10	16	30
Gerry James	R	53	4	12	16	90
Al MacNeil	D	53	4	8	12	84
Jimmy Thomson	D	62	0	12	12	50
Billy Harris	C	23	4	6	10	6
Gary Aldcorn	L	22	5	1	6	4
Bob Baun	D	20	0	5	5	37
Mike Nykoluk	R	32	3	1	4	20
Ron Hurst	R	14	2	2	4	8
Frank Mahovlich	L	3	1	0	1	2
Kenny Girard	R	3	0	1	1	2
Hugh Bolton	D	6	0	0	0	2
Ed Chadwick	G	70	0	0	0	0

PLAYER	POS	GP	W	L	T/O	GA	GAA	SO	PIM	MIN
Ed Chadwick	G	70	21	34	15	186	2.66	5	0	4200

## HOME ARENA

Maple Leaf Gardens (Capacity: 14,550)

## PLAYOFF RESULT

Out of Playoffs

## UNIFORMS



Tim Horton

GP	DATE	OPPONENT	RESULT
1	Oct 11	@ Boston	4-4 T
2	Oct 13	Detroit	1-4 L
3	Oct 14	@ Chicago	1-0 W
4	Oct 18	@ Detroit	3-3 T
5	Oct 20	Boston	2-2 T
6	Oct 25	@ Montreal	3-2 W
7	Oct 27	Chicago	5-2 W
8	Oct 28	@ NY Rangers	1-1 T
9	Oct 31	NY Rangers	7-2 W
10	Nov 3	Detroit	1-2 L
11	Nov 7	Montreal	3-4 L
12	Nov 8	@ Chicago	2-5 L
13	Nov 10	Chicago	4-1 W
14	Nov 15	@ Detroit	2-4 L
15	Nov 17	Chicago	3-6 L
16	Nov 18	@ Boston	3-4 L
17	Nov 21	@ NY Rangers	3-3 T
18	Nov 22	@ Detroit	2-2 T
19	Nov 24	Boston	2-3 L
20	Nov 25	@ Boston	1-3 L
21	Nov 29	@ Montreal	2-4 L
22	Dec 1	Detroit	4-0 W
23	Dec 2	@ NY Rangers	2-4 L
24	Dec 5	Montreal	1-3 L
25	Dec 8	NY Rangers	0-0 T
26	Dec 9	@ Chicago	2-1 W
27	Dec 13	@ Montreal	2-6 L
28	Dec 15	NY Rangers	2-1 W
29	Dec 16	@ Boston	2-4 L
30	Dec 20	@ Montreal	2-4 L
31	Dec 22	Boston	2-3 L
32	Dec 23	@ NY Rangers	3-1 W
33	Dec 26	Montreal	1-0 W
34	Dec 29	Chicago	6-3 W
35	Dec 30	@ Chicago	0-2 L
36	Jan 2	Detroit	0-2 L
37	Jan 5	Boston	3-2 W
38	Jan 6	@ Detroit	1-2 L
39	Jan 9	@ NY Rangers	4-3 W
40	Jan 10	@ Montreal	1-2 L
41	Jan 12	Chicago	4-3 W
42	Jan 13	@ Chicago	1-1 T
43	Jan 16	Montreal	2-3 L
44	Jan 19	Boston	4-1 W
45	Jan 20	@ Boston	3-2 W
46	Jan 23	NY Rangers	4-4 T
47	Jan 26	Detroit	1-4 L
48	Jan 27	@ Detroit	1-3 L
49	Feb 2	Chicago	3-3 T
50	Feb 3	@ Chicago	3-6 L
51	Feb 6	Montreal	1-1 T
52	Feb 9	NY Rangers	4-4 T
53	Feb 10	@ Boston	1-5 L
54	Feb 13	Boston	2-2 T
55	Feb 14	@ Montreal	2-1 W
56	Feb 16	Detroit	1-3 L
57	Feb 17	@ NY Rangers	2-3 L
58	Feb 23	Boston	2-5 L
59	Feb 24	@ Detroit	2-1 W
60	Mar 2	Chicago	3-4 L
61	Mar 3	@ Chicago	0-0 T
62	Mar 6	Montreal	3-1 W
63	Mar 9	NY Rangers	1-2 L
64	Mar 10	@ Boston	3-3 T
65	Mar 14	@ Montreal	4-8 L
66	Mar 16	NY Rangers	14-1 W
67	Mar 17	@ NY Rangers	5-3 W
68	Mar 20	Montreal	1-2 L
69	Mar 23	Detroit	3-5 L
70	Mar 24	@ Detroit	1-4 L



1957-58

(21-38-11 / 53 Points / 6th in NHL)

GENERAL MANAGER: Stafford Smythe (interim)

HEAD COACH: Billy Reay

CAPTAIN: George Armstrong

PLAYER	POS	GP	G	A	PTS	PIM
Dick Duff	L	65	26	23	49	79
Billy Harris	C	68	16	28	44	32
Brian Cullen	C	67	20	23	43	29
George Armstrong	R	59	17	25	42	93
Barry Cullen	R	70	16	25	41	37
Ron Stewart	R	70	15	24	39	51
Tod Sloan	C/R	59	13	25	38	58
Frank Mahovlich	L	67	20	16	36	67
Bob Pulford	L	70	14	17	31	48
Tim Horton	D	53	6	20	26	39
Gary Aldcorn	L	59	10	14	24	12
Jim Morrison	D	70	3	21	24	62
Rudy Migay	C	48	7	14	21	18
Paul Masnick	C	41	2	9	11	14
Bob Baun	D	67	1	9	10	91
Marc Reaume	D	68	1	7	8	49
Gerry James	R	15	3	2	5	61
Sid Smith	L	12	2	1	3	2
Pete Conacher	L	5	0	1	1	5
Earl Balfour	L	1	0	0	0	0
Carl Brewer	D	2	0	0	0	0
Ed Chadwick	G	70	0	0	0	0
Kenny Girard	R	3	0	0	0	0
Al MacNeil	D	13	0	0	0	9
Bob Nevin	R	4	0	0	0	0
Noel Price	D	1	0	0	0	5

PLAYER	POS	GP	W	L	T/O	GA	GAA	SO	PIM	MIN
Ed Chadwick	G	70	21	38	11	223	3.19	4	0	4200

## HOME ARENA

Maple Leaf Gardens (Capacity: 14,550)

## PLAYOFF RESULT

Out of Playoffs

## UNIFORMS



George Armstrong

GP	DATE	OPPONENT	RESULT
1	Oct 8	@ Chicago	0-1 L
2	Oct 12	Detroit	3-5 L
3	Oct 17	@ Montreal	3-9 L
4	Oct 19	Boston	7-0 W
5	Oct 20	@ Detroit	1-3 L
6	Oct 23	@ NY Rangers	0-3 L
7	Oct 26	NY Rangers	3-0 W
8	Oct 30	Montreal	2-6 L
9	Oct 31	@ Montreal	3-1 W
10	Nov 2	Chicago	3-3 T
11	Nov 6	NY Rangers	2-4 L
12	Nov 7	@ Boston	5-3 W
13	Nov 9	Detroit	3-3 T
14	Nov 10	@ Chicago	1-3 L
15	Nov 13	Montreal	2-4 L
16	Nov 16	Boston	2-4 L
17	Nov 17	@ Boston	2-2 T
18	Nov 20	Chicago	2-1 W
19	Nov 23	Detroit	1-2 L
20	Nov 24	@ NY Rangers	5-1 W
21	Nov 28	@ Detroit	3-2 T
22	Nov 30	Boston	3-2 W
23	Dec 1	@ Chicago	7-2 W
24	Dec 4	Montreal	0-0 T
25	Dec 5	@ Montreal	3-4 L
26	Dec 7	NY Rangers	3-3 T
27	Dec 8	@ NY Rangers	2-1 W
28	Dec 14	Chicago	4-1 W
29	Dec 15	@ Boston	3-1 W
30	Dec 19	@ Detroit	2-3 L
31	Dec 21	Boston	3-3 T
32	Dec 22	@ NY Rangers	2-5 L
33	Dec 25	Montreal	5-4 W
34	Dec 28	NY Rangers	6-1 W
35	Dec 29	@ Chicago	1-2 L
36	Jan 2	@ Montreal	2-5 L
37	Jan 4	Chicago	2-4 L
38	Jan 5	@ Detroit	2-3 L
39	Jan 8	@ NY Rangers	5-5 T
40	Jan 11	Boston	2-2 T
41	Jan 12	@ Boston	5-3 W
42	Jan 16	@ Montreal	2-5 L
43	Jan 18	Detroit	2-1 W
44	Jan 19	@ Chicago	3-5 L
45	Jan 22	Montreal	0-2 L
46	Jan 25	NY Rangers	7-1 W
47	Jan 26	@ Boston	3-3 T
48	Jan 29	Chicago	1-4 L
49	Feb 1	Detroit	9-2 W
50	Feb 2	@ Detroit	1-3 L
51	Feb 8	Boston	3-7 L
52	Feb 9	@ Boston	2-0 W
53	Feb 12	Montreal	2-5 L
54	Feb 15	Detroit	3-6 L
55	Feb 16	@ Detroit	1-4 L
56	Feb 22	Chicago	3-1 W
57	Feb 23	@ NY Rangers	2-4 L
58	Feb 27	@ Montreal	1-4 L
59	Mar 1	NY Rangers	4-5 L
60	Mar 2	@ Chicago	6-5 W
61	Mar 5	Chicago	5-2 W
62	Mar 8	Boston	3-3 T
63	Mar 9	@ Boston	0-7 L
64	Mar 12	Montreal	3-5 L
65	Mar 15	Detroit	1-3 L
66	Mar 16	@ Chicago	2-3 L
67	Mar 18	@ Detroit	2-4 L
68	Mar 20	@ Montreal	4-7 L
69	Mar 22	NY Rangers	0-7 L
70	Mar 23	@ NY Rangers	2-3 L



1958-59

(27-32-11 / 65 Points / 4th in NHL)

GENERAL MANAGER: Stafford Smythe (interim) (Oct. - Nov. 20),

Punch Imlach (Nov. 20 - Apr.)

HEAD COACH: Billy Reay (5-12-3), Punch Imlach (22-20-8)

CAPTAIN: George Armstrong

PLAYER	POS	GP	G	A	PTS	PIM
Dick Duff	L	69	29	24	53	73
Billy Harris	C	70	22	30	52	29
Frank Mahovlich	L	63	22	27	49	94
Bert Olmstead	L	70	10	31	41	74
Bob Pulford	L	70	23	14	37	53
George Armstrong	R	59	20	16	36	37
Ron Stewart	R	70	21	13	34	23
Tim Horton	D	70	5	21	26	76
Gerry Ehman	R	38	12	13	25	12
Larry Regan	R	32	4	21	25	2
Carl Brewer	D	69	3	21	24	125
Allan Stanley	D	70	1	22	23	47
Brian Cullen	C	59	4	14	18	10
Barry Cullen	R	40	6	8	14	17
Dave Creighton	C	34	3	9	12	4
Bob Baun	D	51	1	8	9	87
Marc Reaume	D	51	1	5	6	67
Gary Aldcorn	L	5	0	3	3	2
Rudy Migay	C	19	1	1	2	4
Stephen Kraftcheck	D	8	1	0	1	0
Willie Marshall	C	9	0	1	1	2
Johnny Bower	G	39	0	0	0	2
Ed Chadwick	G	31	0	0	0	0
Bob Nevin	R	2	0	0	0	2
Noel Price	D	28	0	0	0	4

PLAYER	POS	GP	W	L	T/O	GA	GAA	SO	PIM	MIN
Johnny Bower	G	39	15	17	7	106	2.72	3	2	2340
Ed Chadwick	G	31	12	15	4	92	2.97	3	0	1860

## HOME ARENA

Maple Leaf Gardens (Capacity: 14,550)

## PLAYOFF RESULT

Lost Final

## UNIFORMS



GP	DATE	OPPONENT	RESULT
1	Oct 11	Chicago	1-3 L
2	Oct 12	@ Chicago	2-5 L
3	Oct 16	@ Montreal	3-4 L
4	Oct 18	Boston	3-2 W
5	Oct 19	@ Detroit	1-3 L
6	Oct 25	Detroit	3-0 W
7	Oct 26	@ NY Rangers	2-3 L
8	Oct 29	Montreal	0-5 L
9	Nov 1	NY Rangers	4-3 W
10	Nov 2	@ Boston	0-2 L
11	Nov 8	Boston	5-3 W
12	Nov 9	@ Detroit	2-0 W
13	Nov 12	Montreal	1-4 L
14	Nov 15	Detroit	1-4 L
15	Nov 16	@ Boston	4-4 T
16	Nov 19	@ NY Rangers	4-7 L
17	Nov 22	NY Rangers	2-2 T
18	Nov 23	@ Chicago	3-3 T
19	Nov 26	Detroit	2-5 L
20	Nov 27	@ Detroit	2-3 L
21	Nov 29	Chicago	1-2 L
22	Nov 30	@ Boston	2-1 W
23	Dec 4	@ Montreal	2-2 T
24	Dec 6	Boston	4-1 W
25	Dec 7	@ NY Rangers	2-0 W
26	Dec 10	@ Chicago	2-2 T
27	Dec 13	NY Rangers	4-4 T
28	Dec 14	@ Boston	3-6 L
29	Dec 18	@ Montreal	1-4 L
30	Dec 20	Boston	2-2 T
31	Dec 21	@ NY Rangers	1-5 L
32	Dec 25	@ Detroit	2-0 W
33	Dec 27	Chicago	2-2 T
34	Dec 28	@ Chicago	3-4 L
35	Dec 31	Montreal	2-0 W
36	Jan 3	Chicago	1-2 L
37	Jan 4	@ NY Rangers	4-2 W
38	Jan 7	Detroit	3-1 W
39	Jan 8	@ Montreal	0-3 L
40	Jan 10	Boston	4-1 W
41	Jan 11	@ Detroit	6-6 T
42	Jan 14	NY Rangers	2-3 L
43	Jan 17	Detroit	2-1 W
44	Jan 18	@ Boston	3-4 L
45	Jan 21	Montreal	3-1 W
46	Jan 24	Boston	1-3 L
47	Jan 25	@ Chicago	4-1 W
48	Jan 31	@ NY Rangers	2-5 L
49	Feb 1	@ Boston	4-6 L
50	Feb 5	@ Montreal	6-3 W
51	Feb 7	Detroit	4-1 W
52	Feb 8	@ Chicago	2-7 L
53	Feb 11	Montreal	2-5 L
54	Feb 14	Chicago	5-1 W
55	Feb 15	@ Detroit	2-4 L
56	Feb 21	NY Rangers	1-1 T
57	Feb 22	@ Chicago	1-5 L
58	Feb 25	Montreal	3-2 W
59	Feb 28	Detroit	2-4 L
60	Mar 1	@ NY Rangers	1-1 T
61	Mar 4	Chicago	5-2 W
62	Mar 5	@ Montreal	1-2 L
63	Mar 7	Boston	4-1 W
64	Mar 8	@ Boston	3-4 L
65	Mar 11	Montreal	2-6 L
66	Mar 14	NY Rangers	5-0 W
67	Mar 15	@ NY Rangers	6-5 W
68	Mar 19	@ Montreal	6-3 W
69	Mar 21	Chicago	5-1 W
70	Mar 22	@ Detroit	6-4 W



1959-60

(35-26-9 / 79 Points / 2nd in NHL)

GENERAL MANAGER: Punch Imlach

HEAD COACH: Punch Imlach

CAPTAIN: George Armstrong

PLAYER	POS	GP	G	A	PTS	PIM
Bob Pulford	L	70	24	28	52	81
George Armstrong	R	70	23	28	51	60
Dick Duff	L	67	19	22	41	51
Frank Mahovlich	L	70	18	21	39	61
Billy Harris	C	70	13	25	38	29
Bert Olmstead	L	53	15	21	36	63
Ron Stewart	R	67	14	20	34	28
Allan Stanley	D	64	10	23	33	22
Tim Horton	D	70	3	29	32	69
Johnny Wilson	L	70	15	16	31	8
Gerry Ehman	R	69	12	16	28	26
Carl Brewer	D	67	4	19	23	150
Larry Regan	R	47	4	16	20	6
Bob Baun	D	61	8	9	17	59
Gerry James	R	34	4	9	13	56
Red Kelly	D/C	18	6	5	11	8
Garry Edmundson	L	39	4	6	10	47
Ted Hampson	C	41	2	8	10	17
Dave Creighton	C	14	1	5	6	4
Joe Crozier	D	5	0	3	3	2
Marc Reaume	D	36	0	1	1	6
Johnny Bower	G	66	0	0	0	4
Ed Chadwick	G	4	0	0	0	0
Kenny Girard	R	1	0	0	0	0
Pat Hannigan	L	1	0	0	0	0
Al MacNeil	D	4	0	0	0	2
Rudy Migay	C	1	0	0	0	0

PLAYER	POS	GP	W	L	T/O	GA	GAA	SO	PIM	MIN
Johnny Bower	G	66	34	24	8	177	2.68	5	4	3960
Ed Chadwick	G	4	1	2	1	15	3.75	0	0	240

## HOME ARENA

Maple Leaf Gardens (Capacity: 14,550)

## PLAYOFF RESULT

Lost Final

## UNIFORMS



GP	DATE	OPPONENT	RESULT
1	Oct 10	Chicago	6-3 W
2	Oct 11	@ Chicago	3-1 W
3	Oct 15	@ Montreal	2-4 L
4	Oct 17	Boston	3-0 W
5	Oct 18	@ Detroit	0-3 L
6	Oct 21	@ NY Rangers	3-2 W
7	Oct 24	NY Rangers	1-1 T
8	Oct 28	Montreal	1-1 T
9	Oct 31	Boston	4-3 W
10	Nov 1	@ Boston	3-6 L
11	Nov 4	NY Rangers	4-1 W
12	Nov 7	Detroit	2-2 T
13	Nov 10	@ Chicago	3-1 W
14	Nov 12	@ Montreal	0-3 L
15	Nov 14	Chicago	3-3 T
16	Nov 15	@ NY Rangers	2-2 T
17	Nov 18	Detroit	3-2 W
18	Nov 21	Montreal	1-4 L
19	Nov 22	@ Boston	2-1 W
20	Nov 26	@ Chicago	4-3 W
21	Nov 28	Boston	2-2 T
22	Nov 29	@ Detroit	4-1 W
23	Dec 2	Montreal	1-0 W
24	Dec 5	NY Rangers	6-3 W
25	Dec 6	@ NY Rangers	0-6 L
26	Dec 10	@ Boston	3-6 L
27	Dec 12	Chicago	2-4 L
28	Dec 13	@ Detroit	2-4 L
29	Dec 17	@ Montreal	2-8 L
30	Dec 19	Detroit	4-2 W
31	Dec 20	@ Chicago	4-7 L
32	Dec 26	NY Rangers	4-0 W
33	Dec 27	@ NY Rangers	6-3 W
34	Dec 30	Montreal	2-3 L
35	Dec 31	@ Detroit	4-2 W
36	Jan 2	Chicago	2-4 L
37	Jan 3	@ Chicago	4-0 W
38	Jan 6	Detroit	3-1 W
39	Jan 9	Boston	2-3 L
40	Jan 10	@ Boston	0-4 L
41	Jan 14	@ Montreal	1-3 L
42	Jan 16	NY Rangers	3-1 W
43	Jan 17	@ Detroit	3-4 L
44	Jan 23	Boston	3-3 T
45	Jan 24	@ Boston	2-6 L
46	Jan 27	Chicago	2-1 W
47	Jan 30	NY Rangers	3-2 W
48	Jan 31	@ Chicago	3-3 T
49	Feb 3	@ NY Rangers	4-2 W
50	Feb 4	@ Montreal	2-4 L
51	Feb 6	Detroit	6-4 W
52	Feb 7	@ Boston	0-3 L
53	Feb 10	Montreal	2-4 L
54	Feb 13	Detroit	7-1 W
55	Feb 14	@ Detroit	3-1 W
56	Feb 17	Boston	3-1 W
57	Feb 20	Chicago	3-1 W
58	Feb 21	@ Chicago	5-7 L
59	Feb 24	Montreal	3-1 W
60	Feb 27	Detroit	3-4 L
61	Feb 28	@ NY Rangers	5-3 W
62	Mar 3	@ Montreal	1-5 L
63	Mar 5	Boston	5-2 W
64	Mar 6	@ Boston	3-1 W
65	Mar 9	Montreal	4-9 L
66	Mar 12	NY Rangers	1-4 L
67	Mar 13	@ NY Rangers	2-2 T
68	Mar 17	@ Montreal	6-2 W
69	Mar 19	Chicago	1-0 W
70	Mar 20	@ Detroit	3-2 W



1960-61

(39-19-12 / 90 Points / 2nd in NHL)

GENERAL MANAGER: Punch Imlach

HEAD COACH: Punch Imlach

CAPTAIN: George Armstrong

PLAYER	POS	GP	G	A	PTS	PIM
Frank Mahovlich	L	70	48	36	84	131
Red Kelly	D/C	64	20	50	70	12
Bob Nevin	R	68	21	37	58	13
Bert Olmstead	L	67	18	34	52	84
Dave Keon	C	70	20	25	45	6
Billy Harris	C	66	12	27	39	30
Allan Stanley	D	68	9	25	34	42
Dick Duff	L	67	16	17	33	54
George Armstrong	R	47	14	19	33	21
Bob Pulford	L	40	11	18	29	41
Eddie Shack	L	55	14	14	28	90
Ron Stewart	R	51	13	12	25	8
Tim Horton	D	57	6	15	21	75
Bob Baun	D	70	1	14	15	70
Carl Brewer	D	51	1	14	15	92
Larry Hillman	D	62	3	10	13	59
John MacMillan	R	31	3	5	8	8
Larry Regan	R	37	3	5	8	2
Gerry Ehman	R	14	1	1	2	2
Johnny Wilson	L	3	0	1	1	0
Johnny Bower	G	58	0	0	0	0
Garry Edmundson	L	3	0	0	0	0
Garry Jarrett	L	1	0	0	0	0
Cesare Maniago	G	7	0	0	0	2
Jack Martin	C	1	0	0	0	0
Gerry McNamara	G	5	0	0	0	2

PLAYER	POS	GP	W	L	T/O	GA	SA	GAA	SO	PIM	MIN
Johnny Bower	G	36	58	33	15	10	145	2.50	2	0	3480
Cesare Maniago	G	22	7	4	2	1	17	2.43	0	2	420
Gerry McNamara	G	26	5	2	2	1	12	2.40	0	2	300

## HOME ARENA

Maple Leaf Gardens (Capacity: 15,037)

## PLAYOFF RESULT

Lost Semi-Final

## UNIFORMS



Leonard "Red" Kelly

GP	DATE	OPPONENT	RESULT
1	Oct 6	@ Montreal	0-5 L
2	Oct 8	NY Rangers	2-5 L
3	Oct 9	@ Detroit	3-3 T
4	Oct 12	@ Chicago	0-3 L
5	Oct 15	Boston	1-1 T
6	Oct 16	@ NY Rangers	7-2 W
7	Oct 19	Montreal	3-1 W
8	Oct 22	Detroit	1-2 L
9	Oct 23	@ Detroit	3-1 W
10	Oct 29	Chicago	8-4 W
11	Oct 30	@ NY Rangers	3-1 W
12	Nov 2	Boston	2-2 T
13	Nov 3	@ Montreal	1-3 L
14	Nov 5	NY Rangers	7-3 W
15	Nov 9	@ Chicago	0-2 L
16	Nov 12	Chicago	7-1 W
17	Nov 13	@ Boston	4-2 W
18	Nov 16	Detroit	3-3 T
19	Nov 19	Montreal	6-3 W
20	Nov 20	@ Boston	3-2 W
21	Nov 24	@ Chicago	1-2 L
22	Nov 26	Detroit	3-3 T
23	Nov 27	@ Detroit	0-2 L
24	Dec 1	@ Montreal	3-6 L
25	Dec 3	NY Rangers	5-2 W
26	Dec 4	@ Boston	5-2 W
27	Dec 7	Montreal	2-6 L
28	Dec 10	Chicago	5-2 W
29	Dec 11	@ Chicago	6-1 W
30	Dec 15	@ Montreal	4-2 W
31	Dec 17	Boston	3-3 T
32	Dec 18	@ NY Rangers	3-2 W
33	Dec 24	Detroit	4-4 T
34	Dec 25	@ Boston	4-1 W
35	Dec 28	Montreal	1-4 L
36	Dec 31	NY Rangers	2-1 W
37	Jan 1	@ NY Rangers	4-1 W
38	Jan 4	Detroit	6-4 W
39	Jan 5	@ Detroit	4-1 W
40	Jan 7	Boston	4-1 W
41	Jan 8	@ Chicago	1-5 L
42	Jan 12	@ Montreal	2-6 L
43	Jan 14	Chicago	4-1 W
44	Jan 15	@ Boston	6-4 W
45	Jan 18	NY Rangers	4-4 T
46	Jan 21	Boston	1-3 L
47	Jan 25	Montreal	5-3 W
48	Jan 26	@ Boston	4-5 L
49	Jan 28	Chicago	2-1 W
50	Jan 29	@ NY Rangers	4-1 W
51	Feb 2	@ Detroit	5-0 W
52	Feb 4	Detroit	4-2 W
53	Feb 5	@ Chicago	1-1 T
54	Feb 8	NY Rangers	5-3 W
55	Feb 11	Boston	6-3 W
56	Feb 12	@ Detroit	4-2 W
57	Feb 15	Montreal	1-3 L
58	Feb 18	Chicago	5-2 W
59	Feb 19	@ NY Rangers	2-4 L
60	Feb 23	@ Montreal	4-2 W
61	Feb 25	Detroit	3-1 W
62	Feb 26	@ Detroit	2-2 T
63	Mar 1	Montreal	3-1 W
64	Mar 4	NY Rangers	5-4 W
65	Mar 5	@ Chicago	1-3 L
66	Mar 11	Chicago	2-2 T
67	Mar 12	@ Boston	5-0 W
68	Mar 16	@ Montreal	2-5 L
69	Mar 18	Boston	6-2 W
70	Mar 19	@ NY Rangers	2-2 T





1961-62



(37-22-11 / 85 Points / 2nd in NHL)

GENERAL MANAGER: Punch Imlach

HEAD COACH: Punch Imlach

CAPTAIN: George Armstrong

PLAYER	POS	GP	G	A	PTS	PIM
Frank Mahovlich	LW	70	33	38	71	87
Dave Keon	C	64	26	35	61	2
George Armstrong	RW	70	21	32	53	27
Red Kelly	D/C	58	22	27	49	6
Bob Nevin	RW	69	15	30	45	10
Bob Pulford	LW	70	18	21	39	98
Tim Horton	D	70	10	28	38	88
Dick Duff	LW	51	17	20	37	37
Bert Olmstead	LW	56	13	23	36	10
Allan Stanley	D	60	9	26	35	24
Billy Harris	C	67	15	10	25	14
Carl Brewer	D	67	1	22	23	89
Eddie Shack	LW	44	7	14	21	62
Ed Litzenberger	C/RW	37	10	10	20	14
Ron Stewart	RW	60	8	9	17	14
Bob Baun	D	65	4	11	15	94
Al Arbour	D	52	1	5	6	68
Les Kozak	LW	12	1	0	1	2
John MacMillan	RW	31	1	0	1	8
Johnny Bower	G	59	0	1	1	4
Arnie Brown	D	2	0	0	0	0
Gerry Cheevers	G	2	0	0	0	0
Brian Conacher	LW	1	0	0	0	0
Alex Faulkner	C	1	0	0	0	0
Larry Hillman	D	5	0	0	0	4
Larry Keenan	LW	2	0	0	0	0
Don Simmons	G	9	0	0	0	0

PLAYER	POS	GP	W	L	T/O	GA	GAA	SO	PIM	MIN
Johnny Bower	G	59	31	18	10	151	2.56	2	4	3540
Don Simmons	G	9	5	3	1	21	2.33	1	0	540
Gerry Cheevers	G	2	1	1	0	6	3.00	0	0	120

## HOME ARENA

Maple Leaf Gardens (Capacity: 15,037)

## PLAYOFF RESULT


Won Stanley Cup (See page 433 for more information)

## UNIFORMS

HOME



AWAY



Bob Baun, Allan Stanley &amp; Dick Duff with the Stanley Cup on April 22, 1962.

GP	DATE	OPPONENT	RESULT
1	Oct 12	@ Detroit	4-2 W
2	Oct 14	Boston	3-2 W
3	Oct 15	@ NY Rangers	1-2 L
4	Oct 21	Chicago	1-1 T
5	Oct 22	@ Boston	9-1 W
6	Oct 28	NY Rangers	5-1 W
7	Oct 29	@ NY Rangers	2-4 L
8	Nov 1	Montreal	3-2 W
9	Nov 4	Chicago	2-1 W
10	Nov 5	@ Detroit	3-2 W
11	Nov 7	@ Chicago	0-6 L
12	Nov 9	@ Montreal	2-5 L
13	Nov 11	Detroit	5-1 W
14	Nov 12	@ Boston	3-4 L
15	Nov 15	Montreal	3-2 W
16	Nov 18	Detroit	6-1 W
17	Nov 19	@ NY Rangers	3-5 L
18	Nov 23	@ Chicago	5-2 W
19	Nov 25	NY Rangers	6-0 W
20	Nov 26	@ Boston	4-1 W
21	Nov 29	Montreal	2-2 T
22	Nov 30	@ Montreal	1-1 T
23	Dec 2	Chicago	6-4 W
24	Dec 3	@ Detroit	1-3 L
25	Dec 7	@ Montreal	1-4 L
26	Dec 9	Boston	9-2 W
27	Dec 10	@ NY Rangers	3-2 W
28	Dec 16	NY Rangers	4-2 W
29	Dec 17	@ Boston	4-1 W
30	Dec 23	Boston	4-7 L
31	Dec 25	@ Chicago	3-3 T
32	Dec 27	Chicago	0-0 T
33	Dec 30	Detroit	6-4 W
34	Dec 31	@ Detroit	2-4 L
35	Jan 3	Montreal	3-1 W
36	Jan 6	Chicago	6-3 W
37	Jan 7	@ NY Rangers	4-3 W
38	Jan 10	Boston	7-5 W
39	Jan 11	@ Montreal	2-4 L
40	Jan 13	Detroit	4-3 W
41	Jan 14	@ Chicago	2-2 T
42	Jan 17	NY Rangers	4-2 W
43	Jan 20	Boston	4-5 L
44	Jan 21	@ Boston	5-1 W
45	Jan 24	@ Chicago	1-2 L
46	Jan 27	Detroit	4-2 W
47	Jan 28	@ Detroit	2-2 T
48	Feb 1	@ Montreal	2-5 L
49	Feb 3	NY Rangers	4-1 W
50	Feb 4	@ Chicago	1-2 L
51	Feb 7	Boston	2-2 T
52	Feb 10	Montreal	2-4 L
53	Feb 11	@ Detroit	0-5 L
54	Feb 17	NY Rangers	5-3 W
55	Feb 18	@ NY Rangers	2-6 L
56	Feb 21	Montreal	2-4 L
57	Feb 24	Boston	7-2 W
58	Feb 25	@ Detroit	8-2 W
59	Feb 28	Chicago	4-2 W
60	Mar 3	NY Rangers	3-1 W
61	Mar 4	@ Boston	5-1 W
62	Mar 8	@ Montreal	1-1 T
63	Mar 10	Detroit	2-0 W
64	Mar 11	@ Chicago	3-2 W
65	Mar 14	Montreal	5-2 W
66	Mar 17	Chicago	1-3 L
67	Mar 18	@ NY Rangers	2-2 T
68	Mar 22	@ Montreal	1-4 L
69	Mar 24	Detroit	2-2 T
70	Mar 25	@ Boston	4-5 L



1962-63



(35-23-12 / 82 Points / 1st in NHL)

GENERAL MANAGER: Punch Imlach

HEAD COACH: Punch Imlach

CAPTAIN: George Armstrong

PLAYER	POS	GP	G	A	PTS	PIM
Frank Mahovlich	L	67	36	37	73	56
Red Kelly	D/C	66	20	40	60	8
Dave Keon	C	68	28	28	56	2
Bob Pulford	L	70	19	25	44	49
George Armstrong	R	70	19	24	43	27
Dick Duff	L	69	16	19	35	56
Bob Nevin	R	58	12	21	33	4
Ron Stewart	R	63	16	16	32	26
Billy Harris	C	65	8	24	32	22
Eddie Shack	L	63	16	9	25	97
Tim Horton	D	70	6	19	25	69
Carl Brewer	D	70	2	23	25	168
Kent Douglas	D	70	7	15	22	105
Allan Stanley	D	61	4	15	19	22
Ed Litzenberger	C/R	58	5	13	18	10
Bob Baun	D	48	4	8	12	65
Bronco Horvath	C	10	0	4	4	12
Norm Armstrong	R/D	7	1	1	2	2
John MacMillan	R	6	1	1	2	6
Al Arbour	D	4	1	0	1	4
Jim Mikol	L/D	4	0	1	1	2
Rod Seiling	D	1	0	1	1	0
Johnny Bower	G	42	0	0	0	2
Andre Champagne	L	2	0	0	0	0
Bruce Draper	C	1	0	0	0	0
Larry Hillman	D	5	0	0	0	2
Don Simmons	G	28	0	0	0	0

PLAYER	POS	GP	W	L	T/O	GA	GAA	SO	PIM	MIN
Johnny Bower	G	42	20	15	7	109	2.60	1	2	2520
Don Simmons	G	28	15	8	5	69	2.46	1	0	1680

## HOME ARENA

Maple Leaf Gardens (Capacity: 14,650)

## PLAYOFF RESULT

Won Stanley Cup (See page 434 for more information)

## UNIFORMS

HOME



AWAY



Frank Mahovlich



1963-64



(33-25-12 / 78 Points / 3rd in NHL)

GENERAL MANAGER: Punch Imlach

HEAD COACH: Punch Imlach

CAPTAIN: George Armstrong

PLAYER	POS	GP	G	A	PTS	PIM	PP	SH	GW
Dave Keon	C	70	23	37	60	6	7	0	2
Frank Mahovlich	L	70	26	29	55	66	6	0	4
Bob Pulford	D	70	18	30	48	73	1	4	1
Red Kelly	D/C	70	11	34	45	16	1	0	2
George Armstrong	R	66	20	17	37	14	7	0	3
Tim Horton	D	70	9	20	29	71	2	0	7
Allan Stanley	D	70	6	21	27	60	1	0	1
Eddie Shack	L	64	11	10	21	128	0	0	5
Ron Stewart	R	65	14	5	19	46	0	2	1
Jim Pappin	R	50	11	8	19	33	0	0	0
Bob Nevin	R	49	7	12	19	26	1	1	1
Billy Harris	C	63	6	12	18	17	1	0	2
Bob Baun	D	52	4	14	18	113	0	0	2
Andy Bathgate	R	15	3	15	18	8	0	0	0
Dick Duff	L	52	7	10	17	59	2	0	0
Don McKenzie	C	15	9	6	15	2	3	0	1
Carl Brewer	D	57	4	9	13	114	0	0	0
Larry Hillman	D	33	0	4	4	31	0	0	0
Ed Litzenberger	C/R	19	2	0	2	0	0	0	0
Gerry Ehman	R	4	1	1	2	0	1	0	1
Al Arbour	D	6	0	1	1	0	0	0	0
Kent Douglas	D	43	0	1	1	29	0	0	0
Johnny Bower	G	51	0	0	0	4	0	0	0
Arnie Brown	D	4	0	0	0	6	0	0	0
Ron Ellis	R	1	0	0	0	0	0	0	0
John MacMillan	R	13	0	0	0	4	0	0	0
Don Simmons	G	21	0	0	0	0	0	0	0
Pete Stelmowski	C	1	0	0	0	2	0	0	0

PLAYER	POS	GP	W	L	T/O	GA	GAA	SO	PIM	MIN
Johnny Bower	G	51	24	16	11	106	2.11	5	4	3009
Don Simmons	G	21	9	9	1	63	3.17	3	0	1191

## HOME ARENA

Maple Leaf Gardens (Capacity: 14,650)

## PLAYOFF RESULT

Won Stanley Cup (See page 435 for more information)

## UNIFORMS

HOME



AWAY



Did you Know...

On November 8, 1963, Maple Leafs Gardens became the first arena in the NHL to install separate penalty boxes.

In Photo: Frank Mahovlich (left) and Doug Mohns (right) share space in the penalty box at Maple Leafs Gardens prior to the installation of separate boxes.

GP	DATE	OPPONENT	RESULT
1	Oct 12	Boston	5-1 W
2	Oct 13	@ Chicago	2-4 L
3	Oct 16	@ Montreal	4-2 W
4	Oct 19	Detroit	2-1 W
5	Oct 20	Detroit	2-3 L
6	Oct 26	NY Rangers	6-4 W
7	Oct 27	Boston	0-2 L
8	Oct 30	Montreal	6-3 W
9	Nov 2	Chicago	0-2 L
10	Nov 7	@ Boston	4-3 W
11	Nov 9	Chicago	3-3 T
12	Nov 13	@ Montreal	2-2 T
13	Nov 14	@ NY Rangers	5-4 W
14	Nov 16	NY Rangers	5-4 W
15	Nov 17	@ Chicago	0-6 L
16	Nov 20	Montreal	1-3 L
17	Nov 23	Boston	4-1 W
18	Nov 24	@ NY Rangers	3-3 T
19	Nov 28	@ Chicago	0-2 L
20	Nov 30	Detroit	1-1 T
21	Dec 1	@ Detroit	4-1 W
22	Dec 4	Montreal	3-0 W
23	Dec 7	Chicago	3-0 W
24	Dec 8	@ Detroit	5-3 W
25	Dec 11	Detroit	1-3 L
26	Dec 14	NY Rangers	5-3 W
27	Dec 15	@ Boston	4-4 T
28	Dec 18	@ Montreal	3-7 L
29	Dec 21	Detroit	2-0 W
30	Dec 22	@ NY Rangers	1-1 T
31	Dec 25	@ Boston	5-1 W
32	Dec 28	Boston	2-0 W
33	Dec 29	@ Chicago	0-2 L
34	Dec 31	@ Detroit	5-4 W
35	Jan 4	Chicago	3-0 W
36	Jan 5	@ NY Rangers	2-3 L
37	Jan 8	Montreal	6-1 W
38	Jan 11	Boston	3-1 W
39	Jan 12	@ Boston	3-6 L
40	Jan 15	NY Rangers	4-5 L
41	Jan 18	Boston	0-11 L
42	Jan 19	@ Chicago	2-0 W
43	Jan 22	Montreal	0-3 L
44	Jan 25	NY Rangers	1-1 T
45	Jan 26	@ Boston	0-2 L
46	Jan 29	@ Montreal	1-2 L
47	Feb 1	Boston	5-1 W
48	Feb 2	@ Detroit	2-2 T
49	Feb 5	Montreal	0-2 L
50	Feb 8	Chicago	3-3 T
51	Feb 9	@ Chicago	1-2 L
52	Feb 12	@ Montreal	0-4 L
53	Feb 15	Chicago	4-0 W
54	Feb 16	@ NY Rangers	2-4 L
55	Feb 19	Detroit	1-1 T
56	Feb 22	NY Rangers	5-2 W
57	Feb 23	@ NY Rangers	4-3 W
58	Feb 26	@ Montreal	0-1 L
59	Feb 29	Chicago	4-1 W
60	Mar 1	@ Boston	3-5 L
61	Mar 3	@ Detroit	2-3 L
62	Mar 4	Boston	4-4 T
63	Mar 7	Detroit	4-2 W
64	Mar 8	@ Chicago	3-4 L
65	Mar 11	Montreal	1-0 W
66	Mar 14	NY Rangers	7-3 W
67	Mar 15	@ NY Rangers	3-1 W
68	Mar 18	@ Montreal	2-2 T
69	Mar 21	Detroit	5-3 W
70	Mar 22	@ Detroit	4-1 W



1964-65

(30-26-14 / 74 Points / 4th in NHL)

GENERAL MANAGER: Punch Imlach

HEAD COACH: Punch Imlach

CAPTAIN: George Armstrong

PLAYER	POS	GP	G	A	PTS	PIM	PP	SH	GW
Frank Mahovlich	L	59	23	28	51	76	7	0	4
Dave Keon	C	65	21	29	50	10	6	1	2
Red Kelly	D/C	70	18	28	46	8	6	1	1
Andy Bathgate	R	55	16	29	45	34	6	0	1
Ron Ellis	R	62	23	16	39	14	7	1	3
Bob Pulford	L	65	19	20	39	46	2	4	4
George Armstrong	R	59	15	22	37	14	3	0	3
Tim Horton	D	70	12	16	28	95	2	1	2
Kent Douglas	D	67	5	23	28	129	5	0	0
Ron Stewart	R	65	16	11	27	33	2	0	5
Carl Brewer	D	70	4	23	27	177	0	1	0
Pete Stelmowski	C	36	5	15	20	33	3	0	1
Don McKenzie	C	52	6	13	19	6	0	0	1
Jim Pappin	R	44	9	9	18	33	0	0	2
Bob Baun	D	70	0	18	18	160	0	0	0
Allan Stanley	D	64	2	15	17	30	0	0	0
Eddie Shack	L	67	5	9	14	68	2	0	0
Billy Harris	C	48	1	6	7	0	0	0	0
Dickie Moore	L	38	2	4	6	68	0	0	0
Brit Selby	L	3	2	0	2	2	0	0	1
Terry Sawchuk	G	36	0	2	2	24	0	0	0
Johnny Bower	G	34	0	0	0	6	0	0	0
Larry Hillman	D	2	0	0	0	2	0	0	0
Duane Rupp	D	2	0	0	0	0	0	0	0

PLAYER	POS	GP	W	L	T/O	GA	GAA	SO	PIM	MIN
Terry Sawchuk	G	36	17	13	6	92	2.56	1	24	2160
Johnny Bower	G	34	13	13	8	81	2.38	3	6	2040

## HOME ARENA

Maple Leaf Gardens (Capacity: 14,955)

## PLAYOFF RESULT

Lost Semi-Final

## UNIFORMS

HOME



AWAY



GP	DATE	OPPONENT	RESULT
1	Oct 15	@ Detroit	5-3 W
2	Oct 17	Boston	7-2 W
3	Oct 18	@ NY Rangers	3-3 T
4	Oct 22	@ Boston	2-2 T
5	Oct 24	NY Rangers	1-1 T
6	Oct 27	@ Chicago	3-2 W
7	Oct 28	Montreal	2-5 L
8	Oct 31	Chicago	5-1 W
9	Nov 1	@ Detroit	2-4 L
10	Nov 5	@ Montreal	2-2 T
11	Nov 7	NY Rangers	0-1 L
12	Nov 11	Detroit	3-1 W
13	Nov 14	Boston	1-3 L
14	Nov 15	@ Chicago	2-4 L
15	Nov 18	Montreal	3-1 W
16	Nov 21	Chicago	1-0 W
17	Nov 22	@ Boston	3-1 W
18	Nov 25	@ NY Rangers	3-6 L
19	Nov 26	@ Chicago	4-2 W
20	Nov 28	NY Rangers	1-4 L
21	Nov 29	@ Detroit	1-1 T
22	Dec 3	@ Montreal	2-4 L
23	Dec 5	Detroit	10-2 W
24	Dec 9	Montreal	2-3 L
25	Dec 12	Boston	6-3 W
26	Dec 13	@ NY Rangers	3-3 T
27	Dec 17	@ Montreal	2-2 T
28	Dec 19	NY Rangers	6-3 W
29	Dec 20	@ Detroit	1-3 L
30	Dec 25	@ Chicago	3-3 T
31	Dec 26	Chicago	3-5 L
32	Dec 30	Montreal	3-4 L
33	Jan 1	@ Boston	0-3 L
34	Jan 2	Detroit	3-1 W
35	Jan 3	@ NY Rangers	3-3 T
36	Jan 6	@ Chicago	3-1 W
37	Jan 9	Boston	2-1 W
38	Jan 10	@ NY Rangers	6-0 W
39	Jan 13	Chicago	0-0 T
40	Jan 14	@ Montreal	5-3 W
41	Jan 16	Detroit	2-4 L
42	Jan 17	@ Boston	3-1 W
43	Jan 20	Montreal	1-2 L
44	Jan 23	NY Rangers	1-1 T
45	Jan 24	@ Detroit	1-4 L
46	Jan 30	Boston	6-1 W
47	Jan 31	@ Boston	4-2 W
48	Feb 4	@ Montreal	5-2 W
49	Feb 6	Chicago	3-6 L
50	Feb 7	@ Chicago	2-1 W
51	Feb 10	Montreal	6-2 W
52	Feb 13	Detroit	2-1 W
53	Feb 14	@ Boston	2-2 T
54	Feb 20	Chicago	4-3 W
55	Feb 21	@ Detroit	2-3 L
56	Feb 24	Boston	1-3 L
57	Feb 27	NY Rangers	3-4 L
58	Feb 28	@ NY Rangers	2-6 L
59	Mar 4	@ Montreal	2-2 T
60	Mar 6	Chicago	4-1 W
61	Mar 7	@ Boston	3-3 T
62	Mar 10	Detroit	2-4 L
63	Mar 13	Boston	0-2 L
64	Mar 14	@ Chicago	3-5 L
65	Mar 18	@ Montreal	1-4 L
66	Mar 20	NY Rangers	4-1 W
67	Mar 21	@ NY Rangers	10-1 W
68	Mar 24	Montreal	3-2 W
69	Mar 27	Detroit	1-4 L
70	Mar 28	@ Detroit	4-0 W





1965-66

(34-25-11 / 79 Points / 3rd in NHL)

GENERAL MANAGER: Punch Imlach

HEAD COACH: Punch Imlach

CAPTAIN: George Armstrong

PLAYER	POS	GP	G	A	PTS	PIM	PP	SH	GW
Frank Mahovlich	L	68	32	24	56	68	10	0	6
Bob Pulford	L	70	28	28	56	51	11	2	2
Dave Keon	C	69	24	30	54	4	6	0	5
George Armstrong	R	70	16	35	51	12	3	2	3
Eddie Shack	L	63	26	17	43	88	2	0	6
Ron Ellis	R	70	19	23	42	24	3	0	1
Red Kelly	D/C	63	8	24	32	12	0	0	2
Tim Horton	D	70	6	22	28	76	3	0	2
Larry Hillman	D	48	3	25	28	34	3	0	0
Brit Selby	L	61	14	13	27	26	1	0	2
Wally Boyer	C	46	4	17	21	23	1	1	0
Kent Douglas	D	64	6	14	20	97	5	0	0
Allan Stanley	D	59	4	14	18	35	1	0	0
Pete Stelmowski	C	56	4	12	16	55	0	0	1
Orland Kurtenbach	C	70	9	6	15	54	2	1	3
Marcel Pronovost	D	54	2	8	10	34	0	0	0
Bob Baun	D	44	0	6	6	68	0	0	0
Mike Walton	C	6	1	3	4	0	0	0	0
Jim Pappin	R	7	0	3	3	8	0	0	0
Larry Jeffrey	L	20	1	1	2	22	0	0	1
Eddie Joyal	C	14	0	2	2	2	0	0	0
Dick Gamble	L	2	1	0	1	0	1	0	0
Al Arbour	D	4	0	1	1	2	0	0	0
Johnny Bower	G	35	0	1	1	0	0	0	0
Wayne Carleton	L	2	0	1	1	0	0	0	0
Duane Rupp	D	2	0	1	1	0	0	0	0
Terry Sawchuk	G	27	0	1	1	12	0	0	0
Brian Conacher	L	2	0	0	0	2	0	0	0
Bruce Gamble	G	10	0	0	0	0	0	0	0
Brent Imlach	L/R	2	0	0	0	0	0	0	0
Jim McKenny	D	2	0	0	0	2	0	0	0
Darryl Sly	D	2	0	0	0	0	0	0	0
Al Smith	G	2	0	0	0	0	0	0	0
Gary Smith	G	3	0	0	0	0	0	0	0

PLAYER	POS	GP	W	L	T/O	GA	GAA	SO	PIM	MIN
Johnny Bower	G	35	18	10	5	75	2.25	3	0	1998
Terry Sawchuk	G	27	10	11	3	80	3.16	1	12	1521
Bruce Gamble	G	10	5	2	3	21	2.51	4	0	501
Gary Smith	G	3	0	2	0	7	3.56	0	0	118
Al Smith	G	2	1	0	0	2	1.94	0	0	62

## HOME ARENA

Maple Leaf Gardens (Capacity: 14,988)

## PLAYOFF RESULT

Lost Semi-Final

## UNIFORMS

HOME



AWAY



1966-67



(32-27-11 / 75 Points / 3rd in NHL)

GENERAL MANAGER: Punch Imlach

HEAD COACH: Punch Imlach

CAPTAIN: George Armstrong

PLAYER	POS	GP	G	A	PTS	PIM	PP	SH	GW
Dave Keon	C	66	19	33	52	2	5	1	2
Frank Mahovlich	L	63	18	28	46	44	4	0	3
Ron Ellis	R	67	22	23	45	14	4	2	7
Bob Pulford	L	67	17	28	45	28	1	1	1
Red Kelly	D/C	61	14	24	38	4	2	0	0
Pete Stelmowski	C	68	13	22	35	75	1	0	4
George Armstrong	R	70	9	24	33	26	3	0	3
Jim Pappin	R	64	21	11	32	89	6	0	7
Larry Jeffrey	L	56	11	17	28	27	1	1	1
Brian Conacher	L	66	14	13	27	47	1	0	1
Eddie Shack	L	63	11	14	25	58	0	0	2
Tim Horton	D	70	8	17	25	70	3	0	1
Larry Hillman	D	55	4	19	23	40	0	0	0
Mike Walton	C	31	7	10	17	13	4	0	0
Kent Douglas	D	39	2	12	14	48	1	0	0
Marcel Pronovost	D	58	2	12	14	28	0	0	0
Allan Stanley	D	53	1	12	13	20	0	0	0
John Brenneman	L	41	6	4	10	4	0	1	0
Bob Baun	D	54	2	8	10	83	0	0	0
Brit Selby	L	6	1	1	2	0	0	0	0
Wayne Carleton	L	5	1	0	1	14	1	0	0
Jim McKenny	D	6	1	0	1	0	0	0	0
Johnny Bower	G	27	0	0	0	0	0	0	0
Bruce Gamble	G	23	0	0	0	0	0	0	0
Dick Gamble	L	1	0	0	0	0	0	0	0
Brent Imlach	L/R	1	0	0	0	0	0	0	0
Duane Rupp	D	3	0	0	0	0	0	0	0
Terry Sawchuk	G	28	0	0	0	2	0	0	0
Al Smith	G	1	0	0	0	0	0	0	0
Gary Smith	G	2	0	0	0	0	0	0	0

PLAYER	POS	GP	W	L	T/O	GA	GAA	SO	PIM	MIN
Johnny Bower	G	27	12	9	3	63	2.64	2	0	1431
Terry Sawchuk	G	28	15	5	4	66	2.81	2	2	1409
Bruce Gamble	G	23	5	10	4	67	3.39	0	0	1185
Gary Smith	G	2	0	2	0	7	3.65	0	0	115
Al Smith	G	1	0	1	0	5	5.00	0	0	60

## HOME ARENA

Maple Leaf Gardens (Capacity: 16,161)

## PLAYOFF RESULT

Won Stanley Cup (See page 436 for more information)

## UNIFORMS

HOME



AWAY



George Armstrong with the Stanley Cup on May 2, 1967.





1967-68

(33-31-10 / 76 Points / 5th in East Division)

GENERAL MANAGER: Punch Imlach

HEAD COACH: Punch Imlach

CAPTAIN: George Armstrong

PLAYER	POS	GP	G	A	PTS	+	-	PIM	PP	SH	GW	S
Mike Walton	C	73	30	29	59	1	48	11	0	5	238	
Bob Pulford	L	74	20	30	50	-7	40	4	3	3	229	
Ron Ellis	R	74	28	20	48	6	8	1	1	5	215	
Dave Keon	C	67	11	37	48	16	4	1	0	3	196	
Murray Oliver	C	74	16	21	37	8	18	2	0	2	155	
Frank Mahovlich	L	50	19	17	36	1	30	2	0	4	151	
George Armstrong	R	62	13	21	34	8	4	2	0	2	125	
Jim Pappin	R	58	13	15	28	0	37	2	0	1	117	
Tim Horton	D	69	4	23	27	20	82	1	1	0	179	
Brian Conacher	L	64	11	14	25	7	31	0	1	1	88	
Pete Stelmowski	C	60	7	15	22	-5	82	0	0	1	141	
Larry Hillman	D	55	3	17	20	7	13	2	0	1	92	
Marcel Pronovost	D	70	3	17	20	0	48	0	0	1	70	
Wayne Carleton	L	65	8	11	19	5	34	0	0	1	140	
Norm Ullman	C	13	5	12	17	12	2	1	0	0	39	
Allan Stanley	D	64	1	13	14	6	16	0	0	0	61	
Paul Henderson	R	13	5	6	11	13	8	0	0	1	38	
Duane Rupp	D	71	1	8	9	16	42	0	0	0	79	
Floyd Smith	R	6	6	1	7	7	0	1	0	1	19	
Mike Byers	R	10	2	2	4	2	0	1	0	0	16	
Mike Pelyk	D	24	0	3	3	3	55	0	0	0	18	
Garry Unger	C	15	1	1	2	-5	4	0	0	0	15	
Tom Martin	R	3	1	0	1	0	0	1	0	0	2	
Jim McKenny	G	5	1	0	1	-2	0	1	0	1	2	
Johnny Bower	D	43	0	1	1	0	14	0	0	0	0	
J.P. Parise	L	1	0	1	1	0	0	0	0	0	1	
Bruce Gamble	G	41	0	0	0	0	2	0	0	0	0	
Duke Harris	R	4	0	0	0	-4	0	0	0	0	7	
Andre Hinse	L	4	0	0	0	-2	0	0	0	0	1	
Darryl Sly	D	17	0	0	0	-1	4	0	0	0	2	

PLAYER	POS	GP	W	L	T/O	GA	GAA	SO	PIM	MIN
Johnny Bower	G	43	14	18	7	84	2.25	4	14	2239
Bruce Gamble	G	41	19	13	3	85	2.32	5	2	2201

## HOME ARENA

Maple Leaf Gardens (Capacity: 15,620)

## PLAYOFF RESULT

Out of Playoffs

## UNIFORMS



\* Game played in Quebec City, QC.



Johnny Bower

GP	DATE	OPPONENT	RESULT
1	Oct 14	Chicago	5-1 W
2	Oct 15	@ Chicago	5-3 W
3	Oct 18	Detroit	2-3 L
4	Oct 19	@ Montreal	0-1 L
5	Oct 21	NY Rangers	3-5 L
6	Oct 25	Los Angeles	4-2 W
7	Oct 28	Oak. Seals	5-2 W
8	Oct 29	@ NY Rangers	2-3 L
9	Nov 1	Montreal	5-0 W
10	Nov 2	@ Detroit	9-3 W
11	Nov 4	NY Rangers	4-2 W
12	Nov 5	@ Boston	2-2 T
13	Nov 8	@ Oak. Seals	6-1 W
14	Nov 9	@ Los Angeles	1-4 L
15	Nov 11	Min. North Stars	1-2 L
16	Nov 15	Boston	4-2 W
17	Nov 18	Chicago	2-2 T
18	Nov 19	@ Boston	2-6 L
19	Nov 22	Min. North Stars	3-0 W
20	Nov 25	Detroit	3-2 W
21	Nov 29	Montreal	2-1 W
22	Nov 30	@ Detroit	3-3 T
23	Dec 2	Oak. Seals	3-0 W
24	Dec 6	@ Min. North Stars	1-1 T
25	Dec 9	Boston	3-3 T
26	Dec 10	@ St. Louis	1-2 L
27	Dec 13	Pittsburgh	1-2 L
28	Dec 16	NY Rangers	4-2 W
29	Dec 17	@ Chicago	0-2 L
30	Dec 20	@ Montreal	0-5 L
31	Dec 23	Detroit	5-3 W
32	Dec 25	@ Detroit	3-1 W
33	Dec 27	Montreal	2-2 T
34	Dec 30	St. Louis	8-1 W
35	Dec 31	@ NY Rangers	0-4 L
36	Jan 3	@ Montreal	1-1 T
37	Jan 6	Boston	3-3 T
38	Jan 7	@ NY Rangers	2-6 L
39	Jan 10	Detroit	2-1 W
40	Jan 12	@ Pittsburgh	3-4 L
41	Jan 13	Pittsburgh	7-0 W
42	Jan 18	@ Boston	4-2 W
43	Jan 20	Min. North Stars	5-1 W
44	Jan 21	@ Detroit	2-0 W
45	Jan 24	Philadelphia	1-2 L
46	Jan 27	Chicago	1-4 L
47	Jan 28	@ Chicago	3-1 W
48	Jan 30	@ Montreal	0-3 L
49	Feb 3	@ Pittsburgh	3-3 T
50	Feb 4	@ Philadelphia	1-4 L
51	Feb 7	@ Chicago	2-3 L
52	Feb 11	@ Oak. Seals	3-4 L
53	Feb 12	@ Los Angeles	0-2 L
54	Feb 14	Montreal	2-4 L
55	Feb 17	NY Rangers	2-3 L
56	Feb 21	St. Louis	1-5 L
57	Feb 24	Boston	1-0 W
58	Feb 25	@ NY Rangers	1-3 L
59	Feb 28	Chicago	0-1 L
60	Feb 29	@ Boston	1-4 L
61	Mar 2	Los Angeles	5-2 W
62	Mar 6	Philadelphia	7-2 W
63	Mar 9	Detroit	7-5 W
64	Mar 10	@ Chicago	0-4 L
65	Mar 13	@ St. Louis	3-3 T
66	Mar 16	Boston	3-0 W
67	Mar 17	@ Philadelphia	4-7 L*
68	Mar 20	@ Montreal	2-3 L
69	Mar 21	@ Detroit	5-2 W
70	Mar 23	NY Rangers	3-1 W
71	Mar 24	@ NY Rangers	2-4 L
72	Mar 27	Montreal	6-0 W
73	Mar 30	Chicago	3-0 W
74	Mar 31	@ Boston	4-1 W



1968-69

(35-26-15 / 85 Points / 4th in East Division)

GENERAL MANAGER: Punch Imlach

HEAD COACH: Punch Imlach

CAPTAIN: George Armstrong

PLAYER	POS	GP	G	A	PTS	+	-	PIM	PP	SH	GW	S
Norm Ullman	C	75	35	42	77	19	41	13	0	2	247	
Dave Keon	C	75	27	34	61	17	12	3	6	6	281	
Paul Henderson	R	74	27	32	59	18	16	4	0	5	223	
Murray Oliver	C	76	14	36	50	12	16	3	2	3	192	
Ron Ellis	R	72	25	21	46	5	12	4	0	5	180	
Mike Walton	C	66	22	21	43	-9	34	8	0	5	205	
Tim Horton	D	74	11	29	40	14	107	3	0	1	169	
Floyd Smith	R	64	15	19	34	14	22	2	0	2	120	
Bob Pulford	L	72	11	23	34	-9	20	3	1	1	179	
Jim Dorey	D	61	8	22	30	9	200	0	1	0	133	
George Armstrong	R	53	11	16	27	-9	10	1	1	1	103	
Larry Mickey	R	55	8	19	27	0	43	0	0	3	80	
Pierre Pilote	D	69	3	18	21	5	46	1	0	0	48	
Bill Sutherland	C	44	7	5	12	-3	14	0	0	0	53	
Mike Pelyk	D	65	3	9	12	-2	146	0	0	0	67	
Rick Ley	D	38	1	11	12	2	39	0	0	0	37	
Pat Quinn	D	40	2	7	9	10	95	0	0	1	42	
Brit Selby	L	14	2	2	4	0	19	0	0	0	18	
Wayne Carleton	L	12	1	3	4	-8	6	0	0	0	24	
Marcel Pronovost	D	34	1	2	3	-2	20	0	0	0	18	
Forbes Kennedy	C	13	0	3	3	-1	24	0	0	0	7	
Gerry Meehan	C	25	0	2	2	-1	2	0	0	0	28	
Johnny Bower	G	20	0	0	0	0	0	0	0	0	0	
Mike Byers	R	5	0	0	0	0	2	0	0	0	8	
Terry Clancy	R	2	0	0	0	-1	0	0	0	0	3	
Bruce Gamble	G	61	0	0	0	0	2	0	0	0	0	
Gary Marsh	L	1	0	0	0	0	0	0	0	0	0	
Jim McKenny	D	7	0	0	0	1	2	0	0	0	5	
Al Smith	G	7	0	0	0	0	0	0	0	0	0	

PLAYER	POS	GP	W	L	T/O	GA	GAA	SO	PIM	MIN
Bruce Gamble	G	61	28	20	11	161	2.80	3	2	3446
Johnny Bower	G	20	5	4	3	37	2.85	2	0	779
Al Smith	G	7	2	2	1	16	2.87	0	0	335

## HOME ARENA

Maple Leaf Gardens (Capacity: 16,315)

## PLAYOFF RESULT

Lost Quarter-Final

## UNIFORMS



GP	DATE	OPPONENT	RESULT
1	Oct 13	@ Detroit	2-1 W
2	Oct 16	Pittsburgh	2-2 T
3	Oct 19	Chicago	1-3 L
4	Oct 23	St. Louis	6-4 W
5	Oct 26	Boston	2-0 W
6	Oct 27	@ NY Rangers	5-3 W
7	Oct 30	Montreal	0-5 L
8	Nov 2	Philadelphia	2-3 L
9	Nov 6	@ Min. North Stars	1-0 W
10	Nov 9	@ Los Angeles	1-3 L
11	Nov 10	@ Oak. Seals	3-1 W
12	Nov 13	Boston	1-1 T
13	Nov 14	@ Montreal	5-3 W
14	Nov 16	Chicago	3-1 W
15	Nov 17	@ Chicago	1-1 T
16	Nov 20	Pittsburgh	5-2 W
17	Nov 23	Detroit	2-5 L
18	Nov 24	@ Boston	4-7 L
19	Nov 27	@ Pittsburgh	3-3 T
20	Nov 30	Min. North Stars	3-3 T
21	Dec 1	@ NY Rangers	1-3 L
22	Dec 4	@ Min. North Stars	4-2 W
23	Dec 7	NY Rangers	5-2 W
24	Dec 8	@ Pittsburgh	4-1 W
25	Dec 11	Montreal	4-4 T
26	Dec 12	@ Philadelphia	1-0 W
27	Dec 14	St. Louis	3-2 W
28	Dec 18	Oak. Seals	5-2 W
29	Dec 21	Detroit	8-3 W
30	Dec 22	@ Detroit	2-3 L
31	Dec 25	@ Chicago	4-3 W
32	Dec 26	@ Montreal	2-4 L
33	Dec 28	Los Angeles	1-4 L
34	Jan 1	Oak. Seals	7-3 W
35	Jan 4	NY Rangers	5-3 W
36	Jan 5	@ Philadelphia	2-2 T
37	Jan 8	Philadelphia	4-4 T
38	Jan 9	@ Boston	2-3 L
39	Jan 11	Los Angeles	4-2 W
40	Jan 15	Boston	5-5 T
41	Jan 18	Detroit	1-1 T
42	Jan 19	@ Boston	3-5 L
43	Jan 23	@ St. Louis	3-2 W
44	Jan 25	@ Pittsburgh	2-0 W
45	Jan 26	@ Detroit	2-3 L
46	Jan 29	@ Los Angeles	1-3 L
47	Jan 31	@ Oak. Seals	4-5 L
48	Feb 2	@ St. Louis	3-5 L
49	Feb 5	Min. North Stars	5-5 T
50	Feb 8	Oak. Seals	1-4 L
51	Feb 9	@ Chicago	5-3 W
52	Feb 12	Min. North Stars	7-1 W
53	Feb 15	NY Rangers	6-2 W
54	Feb 16	@ NY Rangers	2-4 L
55	Feb 19	Montreal	5-1 W
56	Feb 20	@ Montreal	1-2 L
57	Feb 22	Chicago	2-4 L
58	Feb 23	@ Min. North Stars	2-7 L
59	Feb 26	St. Louis	3-2 W
60	Feb 27	@ Philadelphia	1-1 T
61	Mar 1	Pittsburgh	3-3 T
62	Mar 2	Chicago	2-1 W
63	Mar 5	Los Angeles	6-4 W
64	Mar 6	@ Montreal	3-5 L
65	Mar 8	Philadelphia	2-2 T
66	Mar 12	@ Los Angeles	4-0 W
67	Mar 13	@ Oak. Seals	3-1 W
68	Mar 15	Boston	7-4 W
69	Mar 16	@ Boston	3-11 L
70	Mar 19	@ St. Louis	1-1 T



1969-70

(29-34-13 / 71 Points / 6th in East Division)

GENERAL MANAGER: Jim Gregory

HEAD COACH: John McLellan

CAPTAIN: Dave Keon

PLAYER	POS	GP	G	A	PTS	+/-	PIM	PP	SH	GW	S
Dave Keon	C	72	32	30	62	-15	6	9	2	4	284
Norm Ullman	C	74	18	42	60	20	37	4	1	0	207
Mike Walton	C	58	21	34	55	-11	68	7	0	6	242
Ron Ellis	R	76	35	19	54	11	14	6	1	3	227
Murray Oliver	C	76	14	33	47	-19	16	5	0	3	200
Jim McKenny	D	73	11	33	44	-2	34	3	0	0	170
Paul Henderson	R	67	20	22	42	14	18	5	0	4	213
Bob Puiford	L	74	18	19	37	-24	31	3	0	1	227
George Armstrong	R	49	13	15	28	9	12	2	0	3	93
Brit Selby	L	74	10	13	23	-5	40	1	0	3	88
Tim Horton	D	59	3	19	22	4	91	1	0	1	116
Floyd Smith	R	61	4	14	18	-3	13	0	0	0	73
Jim Harrison	C	31	7	10	17	2	36	1	0	0	43
Jim Dorey	D	46	6	11	17	9	99	0	0	0	122
Rick Ley	D	48	2	13	15	-16	102	1	0	0	52
Brian Glennie	D	52	1	14	15	-4	50	0	0	0	44
Terry Clancy	R	52	6	5	11	4	31	0	0	1	77
Pat Quinn	D	59	0	5	5	-14	88	0	0	0	47
Mike Pelyk	D	36	1	3	4	-10	37	0	0	0	47
Doug Acomb	C	2	0	1	1	1	0	0	0	0	0
Wayne Carleton	L	7	0	1	1	1	6	0	0	0	6
Marv Edwards	G	25	0	1	1	0	24	0	0	0	0
Bruce Gamble	G	52	0	1	1	0	0	0	0	0	0
Ken Murray	D	1	0	1	1	1	2	0	0	0	1
Marcel Pronovost	D	7	0	1	1	5	4	0	0	0	2
Ron Ward	C	18	0	1	1	-2	2	0	0	0	11
Johnny Bower	G	1	0	0	0	0	0	0	0	0	0
Chris Evans	D	2	0	0	0	-5	0	0	0	0	0
Danny Johnson	C	1	0	0	0	0	0	0	0	0	0
Larry McIntyre	D	1	0	0	0	3	0	0	0	0	1
Gerry McNamara	G	2	0	0	0	0	0	0	0	0	0
Randy Murray	D	3	0	0	0	0	2	0	0	0	3
Gordie Nelson	D	3	0	0	0	2	11	0	0	0	5
Brian Spencer	L	9	0	0	0	-4	12	0	0	0	8

PLAYER	POS	GP	W	L	T/O	GA	GAA	SO	PIM	MIN
Bruce Gamble	G	52	19	24	9	156	3.06	5	0	3057
Marv Edwards	G	25	10	9	4	77	3.25	1	24	1420
Johnny Bower	G	1	0	1	0	5	5.00	0	0	60
Gerry McNamara	G	2	0	0	0	2	5.22	0	0	23

## HOME ARENA

Maple Leaf Gardens (Capacity: 16,315)

## PLAYOFF RESULT

Out of Playoffs

## UNIFORMS



GP	DATE	OPPONENT	RESULT
1	Oct 11	@ Detroit	2-3 L
2	Oct 15	Montreal	2-2 T
3	Oct 18	Chicago	4-1 W
4	Oct 19	@ NY Rangers	0-1 L
5	Oct 22	Philadelphia	3-4 L
6	Oct 25	St. Louis	4-2 W
7	Oct 29	Boston	4-2 W
8	Nov 1	NY Rangers	2-3 L
9	Nov 2	Boston	4-4 T
10	Nov 4	@ Oak. Seals	5-2 W
11	Nov 5	@ Los Angeles	2-6 L
12	Nov 8	Montreal	3-6 L
13	Nov 9	Chicago	0-9 L
14	Nov 12	Pittsburgh	0-3 L
15	Nov 15	Philadelphia	4-2 W
16	Nov 19	Los Angeles	4-4 T
17	Nov 22	Detroit	4-0 W
18	Nov 23	@ Philadelphia	3-2 W
19	Nov 26	Montreal	1-3 L
20	Nov 29	Min. North Stars	5-2 W
21	Nov 30	@ Boston	1-4 L
22	Dec 3	@ Min. North Stars	5-5 T
23	Dec 6	Pittsburgh	5-0 W
24	Dec 7	@ Pittsburgh	2-3 L
25	Dec 10	Montreal	3-6 L
26	Dec 11	Philadelphia	3-6 L
27	Dec 13	Detroit	1-3 L
28	Dec 14	@ NY Rangers	3-1 W
29	Dec 20	NY Rangers	2-5 L
30	Dec 21	@ Detroit	3-0 W
31	Dec 24	Los Angeles	8-1 W
32	Dec 26	@ St. Louis	1-3 L
33	Dec 27	St. Louis	4-1 W
34	Dec 31	Oak. Seals	1-1 T
35	Jan 3	Chicago	6-2 W
36	Jan 4	@ Pittsburgh	4-4 T
37	Jan 7	Min. North Stars	3-3 T
38	Jan 10	Boston	4-3 W
39	Jan 14	NY Rangers	1-7 L
40	Jan 15	@ St. Louis	0-2 L
41	Jan 17	Pittsburgh	4-0 W
42	Jan 22	@ Los Angeles	3-2 W
43	Jan 23	@ Oak. Seals	3-6 L
44	Jan 25	@ Chicago	3-2 W
45	Jan 28	@ Pittsburgh	4-4 T
46	Jan 31	@ Min. North Stars	4-2 W
47	Feb 1	@ Boston	6-7 L
48	Feb 4	St. Louis	1-0 W
49	Feb 5	@ Detroit	1-4 L
50	Feb 7	Oak. Seals	5-1 W
51	Feb 11	@ Montreal	3-3 T
52	Feb 12	@ Philadelphia	3-3 T
53	Feb 14	Philadelphia	4-3 W
54	Feb 15	@ Chicago	4-6 L
55	Feb 18	Montreal	5-3 W
56	Feb 21	Detroit	5-7 L
57	Feb 22	@ NY Rangers	3-5 L
58	Feb 25	Oak. Seals	4-1 W
59	Feb 28	Los Angeles	3-3 T
60	Mar 1	@ Min. North Stars	0-8 L
61	Mar 3	@ Oak. Seals	4-1 W
62	Mar 5	@ Los Angeles	5-3 W
63	Mar 7	Min. North Stars	3-8 L
64	Mar 11	Detroit	1-3 L
65	Mar 14	Boston	2-1 W
66	Mar 15	Montreal	3-3 T
67	Mar 18	Chicago	4-7 L
68	Mar 21	@ St. Louis	2-0 W
69	Mar 22	@ NY Rangers	5-2 W
70	Mar 25	@ Montreal	2-5 L
71	Mar 28	Chicago	1-1 T
72	Mar 29	@ Chicago	0-4 L
73	Apr 1	NY Rangers	1-2 L
74	Apr 2	@ Detroit	2-4 L
75	Apr 4	Boston	2-4 L
76	Apr 5	@ Boston	1-3 L



1970-71

(37-33-8 / 82 Points / 4th in East Division)

GENERAL MANAGER: Jim Gregory

HEAD COACH: John McLellan

CAPTAIN: Dave Keon

PLAYER	POS	GP	G	A	PTS	+/-	PIM	PP	SH	GW	S
Norm Ullman	C	73	34	51	85	14	24	11	1	4	226
Dave Keon	C	76	38	38	76	24	4	5	8	9	277
Paul Henderson	R	72	30	30	60	14	34	8	0	2	213
Ron Ellis	R	78	24	29	53	17	10	2	0	2	234
Billy MacMillan	R	76	22	19	41	10	42	3	1	4	156
Garry Monahan	L	78	15	22	37	11	79	4	1	4	173
Jim Harrison	C	78	13	20	33	6	108	0	1	1	147
Jim McKenny	D	68	4	26	30	11	42	2	1	1	131
Jim Dorey	D	74	7	22	29	6	198	0	1	1	171
Mike Pelyk	D	73	5	21	26	17	54	0	0	1	78
George Armstrong	R	59	7	18	25	7	6	0	0	1	93
Guy Trotter	R	61	19	5	24	-12	21	7	0	3	106
Brian Spencer	L	50	9	15	24	2	115	3	0	1	61
Rick Ley	D	76	4	16	20	11	151	0	0	0	78
Darryl Sittler	C	49	10	8	18	3	37	3	0	3	131
Bob Baun	D	58	1	17	18	7	123	0	0	0	104
Mike Walton	C	23	3	10	13	-14	21	2	0	0	68
Brad Selwood	D	28	2	10	12	-7	13	2	0	0	31
Brian Glennie	D	54	0	8	8	-1	31	0	0	0	42
Denis Dupere	L	20	1	2	3	-1	4	1	0	0	18
Bob Liddington	L	11	0	1	1	-2	2	0	0	0	2
Brit Selby	L	11	0	1	1	-3	6	0	0	0	7
Doug Brindley	L/C	3	0	0	0	0	0	0	0	0	0
Bruce Gamble	G	23	0	0	0	0	0	0	0	0	0
Brian Marchinko	C	2	0	0	0	0	0	0	0	0	0
Murray McLachlan	G	2	0	0	0	0	0	0	0	0	0
Ken Murray	D	4	0	0	0	1	0	0	0	0	1
Bernie Parent	G	18	0	0	0	0	0	0	0	0	0
Jacques Plante	G	40	0	0	0	0	2	0	0	0	0
Rene Robert	R	5	0	0	0	-2	0	0	0	0	8
Errol Thompson	L	1	0	0	0	-1	0	0	0	0	0

PLAYER	POS	GP	W	L	T/O	GA	GAA	SO	PIM	MIN
Jacques Plante	G	40	24	11	4	73	1.88	4	2	2329
Bruce Gamble	G	23	6	14	1	83	3.87	2	0	1286
Bernie Parent	G	18	7	7	3	46	2.65	0	0	1040
Murray McLachlan	G	2	0	1	0	4	9.60	0	0	25

## HOME ARENA

Maple Leaf Gardens (Capacity: 16,315)

## PLAYOFF RESULT

Lost Quarter-Final

## UNIFORMS



Dave Keon &amp; Ken Dryden

GP	DATE	OPPONENT	RESULT
1	Oct 11	@ Vancouver	3-5 L
2	Oct 14	St. Louis	7-3 W
3	Oct 17	NY Rangers	2-6 L
4	Oct 18	@ Philadelphia	2-4 L
5	Oct 21	@ NY Rangers	2-3 L
6	Oct 24	Chicago	0-1 L
7	Oct 28	Montreal	6-2 W
8	Oct 31	Min. North Stars	1-3 L
9	Nov 1	@ Detroit	5-4 W
10	Nov 4	@ Los Angeles	2-3 L
11	Nov 6	@ Cal. Golden Seals	4-8 L
12	Nov 7	@ Vancouver	2-3 L
13	Nov 11	Vancouver	2-4 L
14	Nov 14	Boston	3-2 W
15	Nov 15	@ NY Rangers	2-4 L
16	Nov 18	Buffalo	2-7 L
17	Nov 19	@ Montreal	1-5 L
18	Nov 21	Cal. Golden Seals	5-3 W
19	Nov 24	Pittsburgh	4-4 T
20	Nov 26	@ St. Louis	0-1 L
21	Nov 28	Detroit	9-4 W
22	Nov 29	@ Boston	2-4 L
23	Dec 2	Los Angeles	7-0 W
24	Dec 5	NY Rangers	0-1 L
25	Dec 6	@ Chicago	2-6 L
26	Dec 8	@ Pittsburgh	0-4 L
27	Dec 9	Montreal	4-0 W
28	Dec 12	Chicago	2-1 W
29	Dec 13	@ Buffalo	4-0 W
30	Dec 16	@ Pittsburgh	4-2 W
31	Dec 19	Buffalo	2-0 W
32	Dec 20	@ Buffalo	4-2 W
33	Dec 23	Vancouver	7-2 W
34	Dec 25	@ Min. North Stars	3-6 L
35	Dec 26	Philadelphia	9-1 W
36	Dec 30	Cal. Golden Seals	3-1 W
37	Jan 2	Detroit	13-0 W
38	Jan 5	@ Min. North Stars	2-0 W
39	Jan 6	Min. North Stars	4-4 T
40	Jan 9	Pittsburgh	5-2 W
41	Jan 10	@ Detroit	3-2 W
42	Jan 13	Cal. Golden Seals	1-1 T
43	Jan 14	@ Philadelphia	0-3 L
44	Jan 16	Los Angeles	8-1 W
45	Jan 17	@ Boston	1-9 L
46	Jan 20	@ Vancouver	5-1 W
47	Jan 22	@ Cal. Golden Seals	2-5 L
48	Jan 23	@ Los Angeles	2-3 L
49	Jan 27	@ Pittsburgh	1-3 L
50	Jan 30	@ Montreal	5-4 W
51	Feb 3	St. Louis	6-2 W
52	Feb 6	Philadelphia	4-2 W
53	Feb 7	@ Buffalo	4-3 W
54	Feb 9	@ St. Louis	3-3 T
55	Feb 10	@ Chicago	3-2 W
56	Feb 13	Los Angeles	8-1 W
57	Feb 14	Boston	1-5 L
58	Feb 17	Pittsburgh	4-3 W
59	Feb 20	St. Louis	3-1 W
60	Feb 21	@ Min. North Stars	4-1 W
61	Feb 25	Min. North Stars	1-1 T
62	Feb 27	Buffalo	2-0 W
63	Feb 28	@ Boston	3-4 L
64	Mar 3	Vancouver	3-1 W
65	Mar 5	@ St. Louis	1-3 L
66	Mar 6	Chicago	2-2 T
67	Mar 10	Montreal	2-1 W
68	Mar 13	Philadelphia	2-3 L
69	Mar 14	@ NY Rangers	0-1 L
70	Mar 18	@ Montreal	1-4 L
71	Mar 20	NY Rangers	3-1 W
72	Mar 21	@ Philadelphia	1-1 T
73	Mar 24	@ Cal. Golden Seals	6-0 W
74	Mar 25	Los Angeles	3-5 L
75	Mar 28	Detroit	1-2 L
76	Mar 31	Detroit	2-2 T
77	Apr 3	Boston	3-8 L
78	Apr 4	@ Chicago	3-2 W



1971-72

(33-31-14 / 80 Points / 4th in East Division)

GENERAL MANAGER: Jim Gregory

HEAD COACH: John McLellan (24-28-11), King Clancy (9-3-3)

CAPTAIN: Dave Keon

PLAYER	POS	GP	G	A	PTS	+/-	PIM	PP	SH	GW	S
Norm Ullman	C	77	23	50	73	8	26	9	0	1	204
Paul Henderson	R	73	38	19	57	14	32	12	1	5	191
Dave Keon	C	72	18	30	48	1	4	2	2	5	265
Ron Ellis	R	78	23	24	47	7	17	4	0	7	191
Jim Harrison	C	66	19	17	36	-4	104	5	0	0	149
Jim McKenny	D	76	5	31	36	1	27	2	0	0	156
Darryl Sittler	C	74	15	17	32	-4	44	1	0	4	174
Garry Monahan	L	78	14	17	31	2	47	2	1	2	186
Jim Dorey	D	50	4	19	23	10	56	1	0	2	104
Guy Trottier	R	52	9	12	21	-12	16	2	0	1	81
Brad Selwood	D	72	4	17	21	7	58	2	0	1	108
Billy MacMillan	R	61	10	7	17	-1	39	2	0	2	95
Denis Dupere	L	77	7	10	17	5	4	1	0	0	55
Rick Kehoe	R	38	8	8	16	-1	4	2	0	0	70
Don Marshall	L	50	2	14	16	2	0	1	0	0	48
Rick Ley	D	67	1	14	15	3	124	0	0	0	65
Bob Baun	D	74	2	12	14	8	101	0	0	0	158
Brian Glennie	D	61	2	8	10	11	44	0	0	1	80
Pierre Jarry	L	18	3	4	7	-3	13	0	0	1	42
Brian Spencer	L	36	1	5	6	2	65	0	0	0	31
Mike Pelyk	D	46	1	4	5	-2	44	0	0	0	58
Bernie Parent	G	47	0	1	1	0	6	0	0	0	0
Brian Marchinko	C	3	0	0	0	0	0	0	0	0	1
Gerry O'Flaherty	L	2	0	0	0	0	0	0	0	0	3
Jacques Plante	G	34	0	0	0	0	2	0	0	0	0

PLAYER	POS	GP	W	L	T/O	GA	GAA	SO	PIM	MIN
Bernie Parent	G	47	17	18	9	116	2.56	3	6	2715
Jacques Plante	G	34	16	13	5	86	2.63	2	2	1965

## HOME ARENA

Maple Leaf Gardens (Capacity: 16,485)

## PLAYOFF RESULT

Lost Quarter-Final

## UNIFORMS

HOME



AWAY



1972-73

(27-41-10 / 64 Points / 6th in East Division)

GENERAL MANAGER: Jim Gregory

HEAD COACH: John McLellan

CAPTAIN: Dave Keon

PLAYER	POS	GP	G	A	PTS	+/-	PIM	PP	SH	GW	S
Darryl Sittler	C	78	29	48	77	-11	69	8	0	1	331
Rick Kehoe	R	77	33	42	75	-11	20	2	0	5	204
Dave Keon	C	76	37	36	73	4	2	8	2	6	277
Norm Ullman	C	65	20	35	55	-18	10	3	0	1	174
Jim McKenny	D	77	11	41	52	6	55	5	0	0	208
Ron Ellis	R	78	22	29	51	-1	22	4	1	2	228
Pierre Jarry	L	74	19	18	37	-13	42	2	0	2	188
Denis Dupere	L	61	13	23	36	-4	10	4	0	0	129
Paul Henderson	R	40	18	16	34	2	18	2	0	3	105
Errol Thompson	L	68	13	19	32	4	8	2	0	1	137
Garry Monahan	L	78	13	18	31	-3	53	0	0	3	135
George Ferguson	C	72	10	13	23	-17	34	3	0	1	92
Mike Pelyk	D	72	3	16	19	-20	118	0	0	1	113
Brian Glennie	D	44	1	10	11	2	54	0	0	0	74
Joe Lundrigan	D	49	2	8	10	4	20	1	0	1	53
John Grisdale	D	49	1	7	8	-22	76	0	0	0	49
Dave Fortier	D	23	1	4	5	-10	63	0	0	0	29
Larry McIntyre	D	40	0	3	3	6	26	0	0	0	22
Bob Baun	D	5	1	1	2	-5	4	0	0	0	5
Randy Osburn	L	26	0	2	2	-5	0	0	0	0	15
Terry Clancy	R	32	0	1	1	-10	6	0	0	0	12
Ron Low	G	42	0	0	0	0	4	0	0	0	0
Gord McRae	G	11	0	0	0	0	0	0	0	0	0
Lyle Moffat	L	1	0	0	0	-1	0	0	0	0	0
Jacques Plante	G	32	0	0	0	0	0	0	0	0	0
Dale Smedsma	L	4	0	0	0	0	0	0	0	0	2

PLAYER	POS	GP	W	L	T/O	GA	GAA	SO	PIM	MIN
Ron Low	G	42	12	24	4	152	3.89	1	4	2343
Jacques Plante	G	32	8	14	6	87	3.04	1	0	1717
Gord McRae	G	11	7	3	0	39	3.77	0	0	620

## HOME ARENA

Maple Leaf Gardens (Capacity: 16,485)

## PLAYOFF RESULT

Out of Playoffs

## UNIFORMS

HOME



AWAY



GP	DATE	OPPONENT	RESULT
1	Oct 7	Chicago	1-3 L
2	Oct 11	Montreal	2-2 T
3	Oct 14	Los Angeles	6-4 W
4	Oct 15	@ Buffalo	2-3 L
5	Oct 18	Pittsburgh	4-3 W
6	Oct 21	Detroit	1-3 L
7	Oct 22	@ Detroit	2-6 L
8	Oct 25	@ Min. North Stars	4-3 W
9	Oct 28	Boston	2-3 L
10	Oct 29	@ Philadelphia	2-5 L
11	Nov 1	Buffalo	7-1 W
12	Nov 4	St. Louis	4-2 W
13	Nov 5	@ Atl. Flames	2-2 T
14	Nov 8	@ Montreal	2-5 L
15	Nov 11	@ St. Louis	0-1 L
16	Nov 15	Atl. Flames	2-1 W
17	Nov 18	Min. North Stars	4-4 T
18	Nov 19	@ Boston	5-6 L
19	Nov 22	@ Min. North Stars	1-3 L
20	Nov 25	Cal. Golden Seals	11-0 W
21	Nov 26	@ NY Rangers	4-7 L
22	Nov 28	@ St. Louis	2-4 L
23	Nov 29	@ Pittsburgh	4-7 L
24	Dec 2	Philadelphia	2-2 T
25	Dec 3	@ Detroit	3-0 W
26	Dec 5	@ Vancouver	5-2 W
27	Dec 9	Vancouver	5-5 T
28	Dec 10	@ Philadelphia	2-5 L
29	Dec 13	NY Rangers	3-4 L
30	Dec 16	Detroit	1-4 L
31	Dec 17	@ Buffalo	0-4 L
32	Dec 20	@ Atl. Flames	3-5 L
33	Dec 23	Chicago	5-3 W
34	Dec 24	@ Chicago	1-5 L
35	Dec 27	Pittsburgh	3-3 T
36	Dec 29	@ Pittsburgh	4-0 W
37	Dec 30	St. Louis	5-4 W
38	Jan 3	Montreal	4-8 L
39	Jan 6	Los Angeles	4-2 W
40	Jan 7	Cal. Golden Seals	4-0 W
41	Jan 10	NY Islanders	4-2 W
42	Jan 12	@ Atl. Flames	0-1 L
43	Jan 13	Boston	1-4 L
44	Jan 16	@ Vancouver	4-6 L
45	Jan 17	@ Cal. Golden Seals	3-3 T
46	Jan 20	@ Los Angeles	6-2 W
47	Jan 24	@ Pittsburgh	2-5 L
48	Jan 27	@ Montreal	2-4 L
49	Jan 28	@ NY Rangers	2-5 L
50	Jan 31	NY Islanders	5-3 W
51	Feb 1	@ Boston	2-5 L
52	Feb 3	Vancouver	1-2 L
53	Feb 6	@ NY Islanders	2-4 L
54	Feb 7	Cal. Golden Seals	5-3 W
55	Feb 10	Los Angeles	2-4 L
56	Feb 14	Buffalo	2-3 L
57	Feb 17	NY Islanders	6-2 W
58	Feb 18	Montreal	1-2 L
59	Feb 21	Atl. Flames	2-2 T
60	Feb 24	St. Louis	4-2 W
61	Feb 28	Vancouver	7-2 W
62	Mar 3	Chicago	3-3 T
63	Mar 4	@ Philadelphia	0-10 L
64	Mar 7	@ Montreal	1-4 L
65	Mar 8	@ NY Islanders	4-1 W
66	Mar 10	Min. North Stars	4-3 W
67	Mar 11	@ NY Rangers	2-4 L
68	Mar 14	Philadelphia	5-1 W
69	Mar 15	@ Min. North Stars	2-5 L
70	Mar 17	NY Rangers	7-5 W
71	Mar 18	@ Buffalo	1-5 L
72	Mar 21	@ Los Angeles	1-5 L
73	Mar 23	@ Cal. Golden Seals	4-7 L
74	Mar 25	@ Vancouver	4-7 L
75	Mar 27	Detroit	1-8 L
76	Mar 29	@ Detroit	6-4 W
77	Mar 31	Boston	7-3 W
78	Apr 1	@ Chicago	4-4 T





1973-74

(35-27-16 / 86 Points / 4th in East Division)

GENERAL MANAGER: Jim Gregory

HEAD COACH: Red Kelly

CAPTAIN: Dave Keon

PLAYER	POS	GP	G	A	PTS	+	-	PIM	PP	SH	GW	S
Darryl Sittler	C	78	38	46	84	12	55	11	0	6	270	
Norm Ullman	C	78	22	47	69	10	12	4	0	2	178	
Paul Henderson	R	69	24	31	55	9	40	5	0	2	159	
Dave Keon	C	74	25	28	53	13	7	1	2	3	244	
Ron Ellis	R	70	23	25	48	8	12	3	0	3	158	
Inge Hammarstrom	L	66	20	23	43	17	14	4	0	4	135	
Jim McKenny	D	77	14	28	42	16	36	3	0	1	129	
Rick Kehoe	R	69	18	22	40	19	8	3	0	3	197	
Borje Salming	D	76	5	34	39	38	48	3	0	0	130	
Ian Turnbull	D	78	8	27	35	12	74	2	0	2	231	
Mike Pelyk	D	71	12	19	31	5	94	0	0	1	115	
Lanny McDonald	R	70	14	16	30	3	43	2	0	3	142	
Garry Monahan	L	78	9	16	25	4	70	0	0	1	139	
Tim Ecclestone	L	46	9	14	23	8	32	1	2	1	79	
Brian Glennie	D	65	4	18	22	27	100	1	1	0	65	
Denis Dupere	L	34	8	9	17	3	8	2	0	0	53	
Eddie Shack	L	59	7	8	15	1	74	4	0	1	78	
Errol Thompson	L	56	7	8	15	2	6	0	0	2	74	
Bob Neely	L	54	5	7	12	-14	98	2	0	0	77	
Pierre Jarry	L	12	2	8	10	8	10	0	0	0	31	
George Ferguson	C	16	0	4	4	1	4	0	0	0	19	
Willie Brossart	D	17	0	1	1	2	20	0	0	0	9	
Doug Favell	G	32	0	0	0	0	20	0	0	0	0	
Eddie Johnston	G	26	0	0	0	0	0	0	0	0	0	
Dunc Wilson	G	24	0	0	0	0	6	0	0	0	0	

PLAYER	POS	GP	W	L	T/O	GA	GAA	SO	PIM	MIN
Doug Favell	G	32	14	7	9	79	2.71	0	20	1752
Eddie Johnston	G	26	12	9	4	78	3.09	1	0	1516
Dunc Wilson	G	24	9	11	3	68	2.89	1	6	1412

## HOME ARENA

Maple Leaf Gardens (Capacity: 16,485)

## PLAYOFF RESULT

Lost Quarter-Final

## UNIFORMS

HOME



AWAY



Borje Salming

GP	DATE	OPPONENT	RESULT
1	Oct 10	Buffalo	7-4 W
2	Oct 11	@ Philadelphia	0-2 L
3	Oct 13	Los Angeles	6-3 W
4	Oct 17	@ Montreal	5-3 W
5	Oct 20	NY Rangers	3-2 W
6	Oct 21	@ Buffalo	3-4 L
7	Oct 23	Min. North Stars	2-2 T
8	Oct 27	Boston	2-3 L
9	Oct 28	@ Chicago	1-1 T
10	Oct 30	Detroit	7-0 W
11	Nov 1	@ NY Islanders	2-2 T
12	Nov 3	Pittsburgh	6-0 W
13	Nov 7	Montreal	1-4 L
14	Nov 10	NY Islanders	3-3 T
15	Nov 11	@ Detroit	4-5 L
16	Nov 14	@ Cal. Golden Seals	4-1 W
17	Nov 16	@ Vancouver	3-3 T
18	Nov 17	@ Los Angeles	4-3 W
19	Nov 20	NY Islanders	4-2 W
20	Nov 22	Pittsburgh	2-4 L
21	Nov 24	Chicago	1-3 L
22	Nov 28	@ Pittsburgh	4-3 W
23	Nov 29	St. Louis	5-1 W
24	Dec 1	Cal. Golden Seals	3-2 W
25	Dec 2	@ NY Rangers	4-6 L
26	Dec 6	@ Min. North Stars	4-1 W
27	Dec 8	Philadelphia	1-3 L
28	Dec 9	@ Buffalo	2-5 L
29	Dec 11	St. Louis	3-7 L
30	Dec 13	@ Atl. Flames	6-1 W
31	Dec 15	NY Rangers	2-2 T
32	Dec 19	Cal. Golden Seals	5-3 W
33	Dec 22	Vancouver	4-6 L
34	Dec 23	@ Boston	3-4 L
35	Dec 26	Montreal	9-2 W
36	Dec 29	Atl. Flames	3-3 T
37	Dec 30	@ Chicago	4-3 W
38	Jan 2	Detroit	4-3 W
39	Jan 5	@ Los Angeles	3-5 L
40	Jan 7	Atl. Flames	6-2 W
41	Jan 9	@ Pittsburgh	6-4 W
42	Jan 12	St. Louis	4-2 W
43	Jan 15	@ Vancouver	2-4 L
44	Jan 16	@ Cal. Golden Seals	5-5 T
45	Jan 19	@ Min. North Stars	3-5 L
46	Jan 23	@ Montreal	3-4 L
47	Jan 26	@ St. Louis	3-3 T
48	Jan 27	@ Atl. Flames	5-2 W
49	Jan 31	Min. North Stars	3-1 W
50	Feb 2	Boston	6-2 W
51	Feb 3	@ Buffalo	3-3 T
52	Feb 6	Detroit	2-2 T
53	Feb 9	Min. North Stars	4-1 W
54	Feb 13	Philadelphia	1-3 L
55	Feb 16	Atl. Flames	7-2 W
56	Feb 17	@ Chicago	1-4 L
57	Feb 20	Buffalo	4-2 W
58	Feb 23	Vancouver	3-4 L
59	Feb 24	Los Angeles	3-3 T
60	Feb 26	@ Detroit	3-7 L
61	Feb 28	NY Islanders	6-4 W
62	Mar 2	NY Islanders	5-2 W
63	Mar 3	@ Boston	6-4 W
64	Mar 7	Pittsburgh	2-2 T
65	Mar 9	Philadelphia	1-2 L
66	Mar 12	@ St. Louis	1-2 L
67	Mar 14	NY Islanders	2-1 W
68	Mar 16	Boston	2-5 L
69	Mar 17	@ Philadelphia	2-2 T
70	Mar 19	@ Los Angeles	1-1 T
71	Mar 22	@ Cal. Golden Seals	3-2 W
72	Mar 24	@ Vancouver	2-3 L
73	Mar 27	Chicago	3-5 L
74	Mar 30	NY Rangers	7-3 W
75	Mar 31	@ NY Rangers	3-3 T
76	Apr 3	@ Montreal	5-3 W
77	Apr 6	Buffalo	3-1 W
78	Apr 7	@ Boston	4-6 L



1974-75

(31-33-16 / 78 Points / 3rd in Adams Division)

GENERAL MANAGER: Jim Gregory

HEAD COACH: Red Kelly

CAPTAIN: Dave Keon

PLAYER	POS	GP	G	A	PTS	+	-	PIM	PP	SH	GW	S
Darryl Sittler	C	72	36	44	80	-10	47	12	1	2	273	
Ron Ellis	R	79	32	29	61	9	25	11	0	5	177	
Dave Keon	C	78	16	43	59	3	4	1	1	2	183	
George Ferguson	C	69	19	30	49	5	61	3	1	5	134	
Lanny McDonald	R	64	17	27	44	5	86	2	1	1	168	
Jim McKenny	D	66	8	35	43	-4	31	0	1	1	105	
Errol Thompson	L	65	25	17	42	-1	12	3	1	4	202	
Inge Hammarstrom	L	69	21	20	41	-14	23	3	0	2	170	
Bill Flett	R	77	15	25	40	0	38	4	3	2	186	
Blaine Stoughton	R	78	23	14	37	-7	24	4	0	1	161	
Borje Salming	D	60	12	25	37	4	34	4	1	1	136	
Norm Ullman	C	80	9	26	35	-12	8	1	0	0	117	
Tiger Williams	L	42	10	19	29	4	187	2	0	0	83	
Gary Sabourin	R	55	5	18	23	-13	26	1	0	0	114	
Bob Neely	L	57	5	16	21	-18	61	2	0	1	103	
Claire Alexander	D	42	7	11	18	11	12	4	0	1	90	
Rod Seiling	D	60	5	12	17	8	40	1	1	1	94	
Dave Dunn	D	72	3	11	14	-10	142	0	0	2	76	
Ian Turnbull	D	22	6	7	13	-6	44	1	0	0	69	
Lyle Moffat	L	22	2	7	9	-2	13	0	0	0	18	
Brian Glennie	D	63	1	7	8	-5	110	0	0	0	55	
Eddie Shack	L	26	2	1	3	-8	11	1	0	0	18	
Tim Ecclestone	L	5	1	1	2	1	0	0	0	0	3	
Doug Favell	G	39	0	1	1	0	10	0	0	0	0	
Willie Brossart	D	4	0	0	0	0	2	0	0	0	1	
John Grisdale	D	2	0	0	0	0	4	0	0	0	0	
Pierre Hamel	G	4	0	0	0	0	2	0	0	0	0	
Gord McRae	G	20	0	0	0	0	4	0	0	0	0	
Garry Monahan	L	1	0	0	0	0	0	0	0	0	0	
Bob Sykes	L	2	0	0	0	-2	0	0	0	0	1	
Jack Valiquette	C	1	0	0	0	-4	0	0	0	0	1	
Dunc Wilson	G	25	0	0	0	0	6	0	0	0	0	

PLAYER	POS	GP	W	L	T/O	GA	GAA	SO	PIM	MIN
Doug Favell	G	39	12	17	6	145	4.05	1	10	2149
Dunc Wilson	G	25	8	11	4	86	3.70	0	6	1393
Gord McRae	G	20	10	3	6	57	3.22	0	4	1063
Pierre Hamel	G	4	1	2	0	18	5.54	0	2	195

## HOME ARENA

Maple Leaf Gardens (Capacity: 16,485)

## PLAYOFF RESULT

Lost Quarter-Final

## UNIFORMS

HOME



AWAY



GP	DATE	OPPONENT	RESULT
1	Oct 9	KC Scouts	6-2 W
2	Oct 12	NY Rangers	7-3 W
3	Oct 13	@ Boston	2-2 T
4	Oct 16	Los Angeles	1-1 T
5	Oct 19	Vancouver	4-5 L
6	Oct 20	@ Buffalo	5-5 T
7	Oct 23	Montreal	2-3 L
8	Oct 26	Chicago	3-9 L
9	Oct 27	@ Washington	4-3 W
10	Nov 1	@ Atl. Flames	2-5 L
11	Nov 2	Buffalo	3-6 L
12	Nov 6	Min. North Stars	7-4 W
13	Nov 9	Min. North Stars	5-7 L
14	Nov 13	@ Los Angeles	0-4 L
15	Nov 15	Cal. Golden Seals	5-3 W
16	Nov 16	@ Vancouver	2-5 L
17	Nov 20	Pittsburgh	5-8 L
18	Nov 22	@ NY Islanders	0-6 L
19	Nov 23	Philadelphia	3-6 L
20	Nov 25	St. Louis	2-2 T
21	Nov 27	@ NY Rangers	1-4 L
22	Nov 30	Washington	7-1 W
23	Dec 4	@ Pittsburgh	2-4 L
24	Dec 5	@ NY Islanders	3-3 T
25	Dec 7	Detroit	3-3 T
26	Dec 8	@ Chicago	4-1 W
27	Dec 11	Los Angeles	1-4 L
28	Dec 14	Atl. Flames	4-2 W
29	Dec 15	@ Washington	1-3 L
30	Dec 18	Pittsburgh	6-4 W
31	Dec 19	@ Philadelphia	1-5 L
32	Dec 21	Boston	8-4 W
33	Dec 22	@ Chicago	0-3 L
34	Dec 28	NY Islanders	3-1 W
35	Dec 30	@ Pittsburgh	5-7 L
36	Jan 1	Cal. Golden Seals	3-3 T
37	Jan 4	Chicago	6-3 W
38	Jan 5	@ Detroit	1-0 W
39	Jan 7	@ NY Islanders	3-5 L
40	Jan 8	Vancouver	6-4 W
41	Jan 11	Los Angeles	5-7 L
42	Jan 12	NY Islanders	4-3 W
43	Jan 15	@ St. Louis	4-1 W
44	Jan 18	@ Montreal	5-3 W
45	Jan 19	@ Boston	3-6 L
46	Jan 23	@ Los Angeles	0-8 L
47	Jan 24	@ Cal. Golden Seals	1-6 L
48	Jan 26	@ Vancouver	4-6 L
49	Jan 29	Cal. Golden Seals	4-2 W
50	Jan 30	@ Philadelphia	1-3 L
51	Feb 1	Boston	3-2 W
52	Feb 4	@ St. Louis	5-3 W
53	Feb 6	@ KC Scouts	2-3 L
54	Feb 8	St. Louis	3-3 T
55	Feb 9	@ Detroit	3-5 L
56	Feb 12	Montreal	2-2 T
57	Feb 15	Pittsburgh	3-8 L
58	Feb 16	@ NY Rangers	5-5 T
59	Feb 19	Cal. Golden Seals	3-3 T
60	Feb 22	NY Rangers	5-2 W
61	Feb 23	@ Buffalo	1-4 L
62	Feb 25	Min. North Stars	9-2 W
63	Feb 26	KC Scouts	4-2 W
64	Mar 1	Washington	5-4 W
65	Mar 2	@ Detroit	5-4 W
66	Mar 5	Detroit	4-3 W
67	Mar 8	Min. North Stars	5-3 W
68	Mar 9	@ Washington	4-2 W
69	Mar 12	Montreal	3-3 T
70	Mar 15	Philadelphia	4-4 T
71	Mar 16	Buffalo	3-11 L
72	Mar 19	@ Atl. Flames	7-8 L
73	Mar 22	@ Montreal	6-4 W
74	Mar 24	Cal. Golden Seals	5-3 W
75	Mar 26	@ KC Scouts	2-2 T
76	Mar 29	Boston	1-1 T
77	Mar 30	@ Buffalo	5-4 W
78	Apr 2	Atl. Flames	0-3 L
79	Apr 5	Buffalo	2-4 L
80	Apr 6	@ Boston	4-4 T



1975-76

(34-31-15 / 83 Points / 3rd in Adams Division)

GENERAL MANAGER: Jim Gregory

HEAD COACH: Red Kelly

CAPTAIN: Darryl Sittler

PLAYER	POS	GP	G	A	PTS	+/-	PIM	PP	SH	GW	S
Darryl Sittler	C	79	41	59	100	12	90	11	1	2	346
Lanny McDonald	R	75	37	56	93	24	70	6	5	4	270
Errol Thompson	L	75	43	37	80	28	26	13	1	7	210
Borje Salming	D	78	16	41	57	33	70	8	0	1	194
Ian Turnbull	D	76	20	36	56	24	90	7	1	3	262
Stan Weir	C	64	19	32	51	10	22	5	0	3	90
George Ferguson	C	79	12	32	44	11	76	3	2	2	140
Tiger Williams	L	78	21	19	40	-1	299	3	0	3	149
Inge Hammarstrom	L	76	19	21	40	0	21	1	0	5	189
Jack Valiquette	C	45	10	23	33	-8	30	1	1	1	111
Pat Boutette	C/R	77	10	22	32	-1	140	2	0	2	92
Jim McKenny	D	46	10	19	29	-7	19	4	0	0	76
Bob Neely	L	69	9	13	22	-15	89	0	0	0	107
Don Ashby	C	50	6	15	21	5	10	1	0	0	63
Rod Seiling	D	77	3	16	19	11	46	0	0	0	108
Blaine Stoughton	R	43	6	11	17	-2	8	1	0	0	60
Greg Hubick	D	72	6	8	14	0	10	0	0	1	54
Claire Alexander	D	33	2	6	8	0	6	0	0	0	46
Dave Dunn	D	43	0	8	8	-5	84	0	0	0	43
Brian Glennie	D	69	0	8	8	10	75	0	0	0	65
Scott Garland	C	16	4	3	7	0	8	1	0	0	17
Doug Favell	G	3	0	0	0	0	0	0	0	0	0
Gord McRae	G	20	0	0	0	0	0	0	0	0	0
Wayne Thomas	G	64	0	0	0	0	18	0	0	0	0
Kurt Walker	D	5	0	0	0	-2	49	0	0	0	2

PLAYER	POS	GP	W	L	T/O	GA	GAA	SO	PIM	MIN
Wayne Thomas	G	64	28	24	12	196	3.19	2	18	3684
Gord McRae	G	20	6	5	2	59	3.70	0	0	956
Doug Favell	G	3	0	2	1	15	5.63	0	0	160


## HOME ARENA

Maple Leaf Gardens (Capacity: 16,485)

## PLAYOFF RESULT

Lost Quarter-Final

## UNIFORMS



GP	DATE	OPPONENT	RESULT
1	Oct 11	Chicago	2-1 W
2	Oct 12	@ Buffalo	3-8 L
3	Oct 15	Pittsburgh	4-8 L
4	Oct 18	NY Rangers	4-1 W
5	Oct 19	Boston	0-3 L
6	Oct 22	Vancouver	3-2 W
7	Oct 24	@ Washington	6-3 W
8	Oct 25	Cal. Golden Seals	2-2 T
9	Oct 29	Buffalo	3-2 W
10	Oct 30	@ Philadelphia	2-6 L
11	Nov 1	KC Scouts	3-0 W
12	Nov 5	Detroit	7-3 W
13	Nov 7	@ KC Scouts	3-3 T
14	Nov 8	@ St. Louis	3-3 T
15	Nov 11	@ Vancouver	2-3 L
16	Nov 14	@ Cal. Golden Seals	4-2 W
17	Nov 15	@ Los Angeles	1-1 T
18	Nov 18	Washington	4-2 W
19	Nov 22	Montreal	2-4 L
20	Nov 23	@ Boston	3-3 T
21	Nov 26	@ Chicago	4-4 T
22	Nov 28	@ Atl. Flames	3-6 L
23	Nov 29	Philadelphia	1-1 T
24	Dec 3	@ Min. North Stars	1-3 L
25	Dec 6	Boston	2-4 L
26	Dec 7	@ Pittsburgh	3-6 L
27	Dec 10	@ Montreal	3-3 T
28	Dec 13	NY Islanders	3-5 L
29	Dec 14	@ NY Rangers	6-1 W
30	Dec 17	St. Louis	6-2 W
31	Dec 18	@ NY Islanders	2-4 L
32	Dec 20	KC Scouts	5-1 W
33	Dec 22	Los Angeles	4-3 W
34	Dec 27	Chicago	1-4 L
35	Dec 29	Atl. Flames	6-2 W
36	Jan 1	Cal. Golden Seals	5-1 W
37	Jan 3	Detroit	0-1 L
38	Jan 4	@ NY Rangers	8-6 W
39	Jan 7	Philadelphia	3-7 L
40	Jan 8	@ NY Islanders	5-3 W
41	Jan 10	Los Angeles	4-3 W
42	Jan 11	@ Montreal	0-2 L
43	Jan 14	@ Min. North Stars	6-5 W
44	Jan 15	@ KC Scouts	6-4 W
45	Jan 17	@ Detroit	4-4 T
46	Jan 22	@ Los Angeles	3-6 L
47	Jan 24	@ Vancouver	5-5 T
48	Jan 25	@ Cal. Golden Seals	3-5 L
49	Jan 28	NY Islanders	2-3 L
50	Jan 31	NY Rangers	6-4 W
51	Feb 1	@ Pittsburgh	1-7 L
52	Feb 4	Washington	4-4 T
53	Feb 7	Boston	11-4 W
54	Feb 8	Min. North Stars	4-1 W
55	Feb 11	@ Atl. Flames	2-5 L
56	Feb 14	Vancouver	3-4 L
57	Feb 16	@ Washington	5-1 W
58	Feb 18	Montreal	5-7 L
59	Feb 19	@ Pittsburgh	5-7 L
60	Feb 21	Buffalo	6-4 W
61	Feb 23	Atl. Flames	7-1 W
62	Feb 25	Detroit	8-0 W
63	Feb 26	@ Buffalo	2-5 L
64	Feb 28	Cal. Golden Seals	4-2 W
65	Mar 1	Min. North Stars	4-2 W
66	Mar 3	@ St. Louis	4-1 W
67	Mar 6	@ Los Angeles	4-1 W
68	Mar 7	@ Cal. Golden Seals	7-7 T
69	Mar 10	St. Louis	2-2 T
70	Mar 11	@ Boston	2-6 L
71	Mar 13	NY Islanders	2-2 T
72	Mar 17	@ Chicago	5-6 L
73	Mar 20	Washington	7-3 W
74	Mar 21	@ Philadelphia	2-4 L
75	Mar 24	@ Montreal	2-1 W
76	Mar 27	Buffalo	2-4 L
77	Mar 29	Pittsburgh	5-4 W
78	Mar 31	@ Detroit	4-4 T
79	Apr 3	Boston	2-4 L
80	Apr 4	@ Buffalo	2-5 L



1976-77

(33-32-15 / 81 Points / 3rd in Adams Division)

GENERAL MANAGER: Jim Gregory

HEAD COACH: Red Kelly

CAPTAIN: Darryl Sittler

PLAYER	POS	GP	G	A	PTS	+/-	PIM	PP	SH	GW	S
Lanny McDonald	R	80	46	44	90	12	77	16	4	5	293
Darryl Sittler	C	73	38	52	90	8	89	12	1	5	307
Ian Turnbull	D	80	22	57	79	47	84	4	2	0	316
Borje Salming	D	76	12	66	78	45	46	1	0	0	186
Jack Valiquette	C	66	15	30	45	5	7	0	3	1	121
Jim McKenny	D	76	14	31	45	-26	36	3	0	3	115
Tiger Williams	L	77	18	25	43	11	338	1	0	0	157
Don Ashby	C	76	19	23	42	-14	24	3	0	4	118
Inge Hammarstrom	L	78	24	17	41	8	16	5	0	3	154
Errol Thompson	L	41	21	16	37	-10	8	8	1	2	109
Pat Boutette	C/R	80	18	18	36	13	107	3	0	1	104
Bob Neely	L	70	17	16	33	-17	16	3	0	5	123
Stan Weir	C	65	11	19	30	2	14	1	0	2	68
Scott Garland	C	69	9	20	29	-18	83	3	0	1	84
George Ferguson	C	50	9	15	24	0	24	0	2	0	73
Claire Alexander	D	48	1	12	13	-4	12	0	0	0	61
Brian Glennie	D	69	1	10	11	-1	73	0	0	0	63
Bruce Boudreau	C	15	2	5	7	2	4	0	0	1	17
Kurt Walker	D	26	2	3	5	5	24	0	0	0	6
Randy Carlyle	D	45	0	5	5	-19	51	0	0	0	30
Paul Evans	C/L	7	1	1	2	3	19	0	0	0	10
Bob Warner	D	10	1	1	2	4	4	0	0	0	9
Mike Palmateer	G	50	0	2	2	0	8	0	0	0	0
Mike Pelyk	D	13	0	2	2	-4	4	0	0	0	9
Tracy Pratt	D	11	0	1	1	-7	8	0	0	0	4
Wayne Thomas	G	33	0	1	1	0	4	0	0	0	0
Blair MacKasey	D	1	0	0	0	0	2	0	0	0	0
Gord McRae	G	2	0	0	0	0	0	0	0	0	0

PLAYER	POS	GP	W	L	T/O	GA	GAA	SO	PIM	MIN
Mike Palmateer	G	50	23	18	8	154	3.21	4	8	2877
Wayne Thomas	G	33	10	13	6	116	3.86	1	4	1803
Gord McRae	G	2	0	1	1	9	4.50	0	0	120

## HOME ARENA

Maple Leaf Gardens (Capacity: 16,485)

## PLAYOFF RESULT

Lost Quarter-Final

## UNIFORMS



Darryl Sittler

GP	DATE	OPPONENT	RESULT
1	Oct 5	@ Col. Rockies	2-4 L
2	Oct 9	Boston	7-5 W
3	Oct 13	Los Angeles	4-4 T
4	Oct 15	@ Boston	3-5 L
5	Oct 16	Philadelphia	5-5 T
6	Oct 20	Pittsburgh	4-4 T
7	Oct 21	@ Montreal	3-5 L
8	Oct 23	NY Islanders	2-5 L
9	Oct 27	Min. North Stars	3-5 L
10	Oct 28	@ Detroit	3-1 W
11	Oct 30	@ Min. North Stars	5-1 W
12	Nov 1	@ Cle. Barons	6-3 W
13	Nov 3	St. Louis	2-6 L
14	Nov 5	@ Atl. Flames	4-2 W
15	Nov 6	@ St. Louis	2-3 L
16	Nov 10	@ Los Angeles	2-2 T
17	Nov 13	@ Vancouver	3-0 W
18	Nov 17	Montreal	1-0 W
19	Nov 20	Min. North Stars	8-3 W
20	Nov 21	@ Montreal	5-9 L
21	Nov 24	@ Detroit	3-4 L
22	Nov 27	Boston	4-2 W
23	Nov 28	Cle. Barons	5-1 W
24	Nov 30	@ NY Islanders	4-2 W
25	Dec 1	Los Angeles	6-3 W
26	Dec 4	Chicago	2-2 T
27	Dec 5	@ NY Rangers	5-5 T
28	Dec 8	Vancouver	3-4 L
29	Dec 11	NY Rangers	4-1 W
30	Dec 12	@ Philadelphia	4-7 L
31	Dec 15	St. Louis	4-1 W
32	Dec 17	@ Washington	2-3 L
33	Dec 18	Col. Rockies	4-2 W
34	Dec 20	Atl. Flames	6-2 W
35	Dec 22	Pittsburgh	2-5 L
36	Dec 23	@ Buffalo	2-4 L
37	Dec 26	@ Pittsburgh	2-4 L
38	Dec 29	@ Cle. Barons	6-2 W
39	Jan 1	Washington	3-1 W
40	Jan 2	@ Chicago	4-6 L
41	Jan 5	Col. Rockies	6-4 W
42	Jan 8	Buffalo	2-4 L
43	Jan 11	@ Pittsburgh	2-0 W
44	Jan 12	Los Angeles	3-2 W
45	Jan 15	Chicago	1-4 L
46	Jan 18	@ Los Angeles	3-6 L
47	Jan 21	@ Vancouver	3-1 W
48	Jan 23	@ Min. North Stars	5-2 W
49	Jan 27	@ NY Islanders	2-1 W
50	Jan 29	@ Boston	3-3 T
51	Jan 31	@ Atl. Flames	3-7 L
52	Feb 2	Detroit	9-1 W
53	Feb 5	Philadelphia	5-7 L
54	Feb 9	Atl. Flames	5-1 W
55	Feb 12	Washington	10-0 W
56	Feb 13	@ NY Rangers	3-8 L
57	Feb 14	@ Buffalo	2-7 L
58	Feb 16	@ Cle. Barons	5-3 W
59	Feb 17	@ Detroit	2-2 T
60	Feb 19	Pittsburgh	6-6 T
61	Feb 20	@ Chicago	10-8 W
62	Feb 23	NY Rangers	4-5 L
63	Feb 25	@ Washington	2-4 L
64	Feb 26	Buffalo	5-6 L
65	Mar 2	Cle. Barons	1-4 L
66	Mar 5	Vancouver	4-4 T
67	Mar 7	@ Philadelphia	4-2 W
68	Mar 9	Montreal	2-2 T
69	Mar 12	Detroit	6-0 W
70	Mar 13	@ Buffalo	1-6 L
71	Mar 15	@ St. Louis	4-1 W
72	Mar 16	@ Col. Rockies	4-4 T
73	Mar 19	Atl. Flames	5-4 W
74	Mar 21	Cle. Barons	2-7 L
75	Mar 23	NY Islanders	1-1 T
76	Mar 26	Boston	5-7 L
77	Mar 27	@ Washington	4-7 L
78	Mar 30	@ Montreal	3-3 T
79	Apr 2	Buffalo	1-1 T
80	Apr 3	@ Boston	4-7 L



1977-78

(41-29-10 / 92 Points / 3rd in Adams Division)

GENERAL MANAGER: Jim Gregory

HEAD COACH: Roger Neilson

CAPTAIN: Darryl Sittler

PLAYER	POS	GP	G	A	PTS	+	-	PIM	PP	SH	GW	S
Darryl Sittler	C	80	45	72	117	34	100	14	0	8	311	
Lanny McDonald	R	74	47	40	87	34	54	11	0	5	243	
Borje Salming	D	80	16	60	76	30	70	6	0	5	258	
Ian Turnbull	D	77	14	47	61	6	77	3	1	3	241	
Ron Ellis	R	80	26	24	50	8	17	3	0	5	128	
Tiger Williams	L	78	19	31	50	6	351	6	0	5	161	
Errol Thompson	L	59	17	22	39	17	10	4	1	2	132	
Pat Boutette	C/R	80	17	19	36	0	120	2	0	1	130	
Bruce Boudreau	C	40	11	18	29	8	12	1	0	2	71	
George Ferguson	C	73	7	16	23	-9	37	0	0	0	119	
Jack Valiquette	C	60	8	13	21	2	15	3	0	2	49	
Stan Weir	C	30	12	5	17	0	4	0	0	0	39	
Brian Glennie	D	77	2	15	17	24	62	0	0	0	64	
Jerry Butler	R	73	9	7	16	-10	49	1	1	1	99	
Trevor Johansen	D	79	2	14	16	3	82	0	0	0	82	
Jimmy Jones	R	78	4	9	13	1	23	0	2	1	54	
Randy Carlyle	D	49	2	11	13	4	31	0	0	0	54	
Mike Pelyk	D	41	1	11	12	1	14	1	0	0	40	
Dan Maloney	L	13	3	4	7	-5	25	0	0	1	27	
Jim McKenny	D	15	2	2	4	4	8	0	0	0	12	
Kurt Walker	D	40	2	2	4	-5	69	0	0	0	12	
Ron Wilson	D	13	2	1	3	-5	0	1	0	0	11	
John Anderson	R	17	1	2	3	1	2	0	0	0	14	
Don Ashby	C	12	1	2	3	-4	0	0	0	0	8	
Inge Hammarstrom	L	3	1	1	2	1	0	1	0	0	6	
Alain Belanger	R	9	0	1	1	0	6	0	0	0	2	
Bob Neely	L	11	0	1	1	-3	0	0	0	0	7	
Mike Palmateer	G	63	0	1	1	0	12	0	0	0	0	
Paul Evans	C/L	4	0	0	0	-1	2	0	0	0	0	
Larry Hopkins	L	2	0	0	0	0	0	0	0	0	0	
Gord McRae	G	18	0	0	0	0	2	0	0	0	0	

PLAYER	POS	GP	W	L	T/O	GA	GAA	SO	PIM	MIN
Mike Palmateer	G	63	34	19	9	172	2.74	5	12	3760
Gord McRae	G	18	7	10	1	57	3.29	1	2	1040


## HOME ARENA

Maple Leaf Gardens (Capacity: 16,485)

## PLAYOFF RESULT

Lost Quarter-Final

## UNIFORMS



GP	DATE	OPPONENT	RESULT
1	Oct 13	@ Detroit	3-3 T
2	Oct 15	Buffalo	2-5 L
3	Oct 19	Col. Rockies	5-4 W
4	Oct 22	Philadelphia	6-1 W
5	Oct 23	@ Philadelphia	6-3 W
6	Oct 26	Montreal	2-2 T
7	Oct 29	Detroit	7-4 W
8	Nov 2	@ Vancouver	5-1 W
9	Nov 3	Los Angeles	2-4 L
10	Nov 5	@ Col. Rockies	5-2 W
11	Nov 9	@ Atl. Flames	4-0 W
12	Nov 11	@ Washington	3-1 W
13	Nov 12	Montreal	0-5 L
14	Nov 16	Washington	5-2 W
15	Nov 17	@ Buffalo	2-1 W
16	Nov 19	Boston	1-3 L
17	Nov 23	@ St. Louis	3-2 W
18	Nov 26	Washington	4-4 T
19	Nov 29	Cle. Barons	3-2 W
20	Nov 30	@ Cle. Barons	3-5 L
21	Dec 3	Detroit	4-2 W
22	Dec 4	@ Boston	1-3 L
23	Dec 7	Min. North Stars	6-3 W
24	Dec 9	@ Col. Rockies	3-2 W
25	Dec 10	Los Angeles	3-0 W
26	Dec 14	NY Islanders	8-2 W
27	Dec 16	@ Min. North Stars	3-5 W
28	Dec 17	Chicago	7-1 W
29	Dec 19	St. Louis	4-4 T
30	Dec 21	Montreal	2-3 L
31	Dec 23	@ Pittsburgh	6-2 W
32	Dec 26	Pittsburgh	4-5 L
33	Dec 28	@ Chicago	0-4 L
34	Dec 30	Cle. Barons	5-0 W
35	Dec 31	Atl. Flames	0-3 L
36	Jan 4	Col. Rockies	5-0 W
37	Jan 5	@ Detroit	1-2 L
38	Jan 7	Vancouver	6-4 W
39	Jan 9	Atl. Flames	2-5 L
40	Jan 11	@ Min. North Stars	4-3 W
41	Jan 13	@ Cle. Barons	2-5 L
42	Jan 14	Chicago	3-3 T
43	Jan 17	@ St. Louis	2-2 T
44	Jan 19	@ Vancouver	3-3 T
45	Jan 21	@ Los Angeles	1-2 L
46	Jan 25	@ NY Rangers	4-3 W
47	Jan 26	@ NY Islanders	2-4 L
48	Jan 28	@ Atl. Flames	7-5 W
49	Feb 1	Buffalo	2-2 T
50	Feb 4	Detroit	2-2 T
51	Feb 5	@ Boston	3-3 T
52	Feb 8	St. Louis	5-4 W
53	Feb 11	NY Rangers	3-2 W
54	Feb 13	@ Buffalo	4-2 W
55	Feb 15	Boston	2-4 L
56	Feb 18	Min. North Stars	5-4 W
57	Feb 22	Cle. Barons	5-3 W
58	Feb 25	Washington	4-0 W
59	Feb 26	@ Chicago	5-3 W
60	Feb 28	@ NY Islanders	3-4 L
61	Mar 1	Philadelphia	3-2 W
62	Mar 4	Vancouver	4-3 W
63	Mar 5	@ NY Rangers	4-1 W
64	Mar 8	Los Angeles	1-5 L
65	Mar 9	@ Montreal	1-4 L
66	Mar 11	Cle. Barons	5-2 W
67	Mar 12	@ Pittsburgh	7-1 W
68	Mar 15	@ Washington	5-2 W
69	Mar 18	Pittsburgh	2-3 L
70	Mar 19	@ Boston	4-6 L
71	Mar 22	NY Islanders	2-6 L
72	Mar 23	@ Philadelphia	1-4 L
73	Mar 25	NY Rangers	2-5 L
74	Mar 27	Los Angeles	3-0 W
75	Mar 29	@ Atl. Flames	4-7 L
76	Apr 1	Buffalo	3-2 W
77	Apr 2	@ Pittsburgh	3-6 L
78	Apr 5	Montreal	3-6 L
79	Apr 8	Boston	1-3 L
80	Apr 9	@ Buffalo	1-2 L



1978-79

(34-33-13 / 81 Points / 3rd in Adams Division)

GENERAL MANAGER: Jim Gregory

HEAD COACH: Roger Neilson

CAPTAIN: Darryl Sittler

PLAYER	POS	GP	G	A	PTS	+	-	PIM	PP	SH	GW	S
Darryl Sittler	C	70	36	51	87	9	69	12	0	4	290	
Lanny McDonald	R	79	43	42	85	12	32	16	0	2	314	
Borje Salming	D	78	17	56	73	36	76	4	0	2	230	
Ian Turnbull	D	80	12	51	63	-7	80	4	0	0	239	
Walt McKechnie	C	79	25	36	61	21	18	7	1	6	123	
Dan Maloney	L	77	17	36	53	19	157	0	0	5	141	
Tiger Williams	L	77	19	20	39	-7	298	6	0	4	157	
Pat Boutette	C/R	80	14	19	33	3	136	0	0	2	89	
Ron Ellis	R	63	16	12	28	7	10	4	0	1	97	
John Anderson	R	71	15	11	26	2	10	0	0	2	123	
Dave Hutchison	D	79	4	15	19	36	235	0	0	0	117	
Jimmy Jones	R	69	9	9	18	2	45	0	0	0	63	
Ron Wilson	D	46	5	12	17	-10	4	4	0	0	58	
Jerry Butler	R	76	8	7	15	-2	52	0	2	2	77	
Dave Burrows	D	65	2	11	13	-10	28	0	0	0	70	
Garry Monahan	L	62	4	7	11	4	25	0	2	0	55	
Joel Quenneville	D	61	2	9	11	7	60	0	0	1	56	
Paul Gardner	C	11	7	2	9	0	0	2	0	1	20	
Rocky Saggiuok	R/C	16	3	5	8	1	9	1	0	1	30	
Bruce Boudreau	C	26	4	3	7	-3	2	0	0	0	30	
Lorne Stampler	L	45	4	3	7	-6	2	0	0	1	31	
Trevor Johansen	D	40	1	4	5	1	48	0	0	0	31	
Mike Palmateer	G	58	0	5	5	0	24	0	0	0	0	
Don Ashby	C	3	0	0	0	-3	0	0	0	0	2	
Pierre Hamel	G	1	0	0	0	0	0	0	0	0	0	
Paul Harrison	G	25	0	0	0	0	10	0	0	0	0	

PLAYER	POS	GP	W	L	T/O	GA	GAA	SO	PIM	MIN
Mike Palmateer	G	58	26	21	10	167	2.95	4	24	3396
Paul Harrison	G	25	8	12	3	82	3.51	1	10	1403
Pierre Hamel	G	1	0	0	0	0	0.00	0	0	1

## HOME ARENA

Maple Leaf Gardens (Capacity: 16,485)

## PLAYOFF RESULT

Lost Quarter-Final

## UNIFORMS



Lanny McDonald

GP	DATE	OPPONENT	RESULT
1	Oct 11	@ Pittsburgh	3-2 W
2	Oct 14	NY Islanders	10-7 W
3	Oct 15	@ Boston	2-4 L
4	Oct 18	Buffalo	2-0 W
5	Oct 19	@ Buffalo	0-1 L
6	Oct 21	Philadelphia	2-0 W
7	Oct 22	@ NY Rangers	2-5 L
8	Oct 25	Montreal	4-4 T
9	Oct 26	@ Philadelphia	0-5 L
10	Oct 28	Boston	3-5 L
11	Nov 1	@ Los Angeles	4-2 W
12	Nov 3	@ Vancouver	3-1 W
13	Nov 4	@ Col. Rockies	4-4 T
14	Nov 7	@ St. Louis	5-0 W
15	Nov 8	@ Chicago	1-2 L
16	Nov 11	@ Montreal	2-3 L
17	Nov 15	Buffalo	2-2 T
18	Nov 16	@ Boston	6-4 W
19	Nov 18	St. Louis	3-1 W
20	Nov 21	@ Atl. Flames	4-3 W
21	Nov 22	@ NY Rangers	3-3 T
22	Nov 25	Col. Rockies	3-6 L
23	Nov 26	Pittsburgh	8-2 W
24	Nov 29	@ Min. North Stars	5-3 W
25	Dec 2	NY Rangers	5-2 W
26	Dec 3	@ Philadelphia	2-7 L
27	Dec 5	Boston	1-5 L
28	Dec 6	@ Pittsburgh	4-6 L
29	Dec 9	NY Islanders	2-3 L
30	Dec 10	@ Buffalo	3-5 L
31	Dec 13	Vancouver	5-1 W
32	Dec 16	Detroit	4-2 W
33	Dec 17	@ Washington	6-7 L
34	Dec 20	Min. North Stars	4-2 W
35	Dec 22	@ Atl. Flames	1-3 L
36	Dec 23	@ St. Louis	6-1 W
37	Dec 26	@ NY Islanders	1-5 L
38	Dec 27	Boston	1-1 T
39	Dec 30	Washington	5-5 T
40	Jan 3	Atl. Flames	1-4 L
41	Jan 6	Chicago	3-5 L
42	Jan 8	Vancouver	1-5 L
43	Jan 10	Min. North Stars	2-2 T
44	Jan 13	Col. Rockies	4-2 W
45	Jan 16	@ Col. Rockies	3-2 W
46	Jan 19	@ Vancouver	3-3 T
47	Jan 20	@ Los Angeles	3-2 W
48	Jan 24	@ Min. North Stars	2-2 T
49	Jan 26	@ Atl. Flames	2-4 L
50	Jan 28	@ Washington	2-2 T
51	Jan 31	St. Louis	5-1 W
52	Feb 3	Montreal	3-6 L
53	Feb 4	@ Min. North Stars	4-6 L
54	Feb 12	@ Chicago	5-2 W
55	Feb 14	Philadelphia	2-2 T
56	Feb 17	Los Angeles	5-2 W
57	Feb 19	@ Detroit	6-2 W
58	Feb 21	@ Min. North Stars	1-5 L
59	Feb 24	NY Rangers	2-4 L
60	Feb 26	@ Buffalo	1-3 L
61	Feb 28	Atl. Flames	4-6 L
62	Mar 1	@ Montreal	1-2 L
63	Mar 3	Philadelphia	4-3 W
64	Mar 4	@ NY Rangers	4-2 W
65	Mar 7	Vancouver	2-0 W
66	Mar 10	Los Angeles	9-4 W
67	Mar 11	Pittsburgh	4-0 W
68	Mar 14	Buffalo	1-4 L
69	Mar 15	@ NY Islanders	2-





1979-80

(35-40-5 / 75 Points / 4th in Adams Division)

GENERAL MANAGER: Punch Imlach

HEAD COACH: Floyd Smith (30-33-5), Dick Duff (0-2-0),

Punch Imlach (5-5-0)

CAPTAIN: Darryl Sittler (Oct. - Dec. 29), None (Dec. 29 - Apr.)

PLAYER	POS	GP	G	A	PTS	+/-	PIM	PP	SH	GW	S
Darryl Sittler	C	73	40	57	97	3	62	17	1	5	315
Borje Salming	D	74	19	52	71	4	94	4	0	1	222
John Anderson	R	74	25	28	53	5	22	3	0	5	207
Wilf Paiement	R	41	20	28	48	1	72	8	0	2	159
Laurie Boschman	C	80	16	32	48	2	78	2	0	4	99
Rocky Saganuik	R/C	75	24	23	47	-5	52	3	0	4	164
Walt McKechnie	C	54	7	36	43	-6	4	1	0	0	77
Tiger Williams	L	55	22	18	40	-13	197	5	0	1	108
Ian Turnbull	D	75	11	28	39	-23	90	3	0	0	202
Pat Hickey	L	45	22	16	38	1	16	6	0	3	99
Dan Maloney	L	71	17	16	33	-13	102	1	0	1	108
Lanny McDonald	R	35	15	15	30	-1	10	6	0	2	140
Paul Gardner	C	45	11	13	24	-8	10	4	0	1	74
Ron Ellis	R	59	12	11	23	-9	6	0	1	2	55
Terry Martin	L	37	6	15	21	6	2	1	0	2	40
Dave Burrows	D	80	3	16	19	0	42	0	0	0	102
Bill Derlago	C	23	5	12	17	-6	13	1	0	0	45
Rick Vaive	R	22	9	7	16	-4	77	2	0	1	55
Jerry Butler	R	55	7	8	15	-3	29	0	0	1	60
Greg Hotham	D	46	3	10	13	-4	10	0	0	0	46
Richard Mulhern	D	26	0	10	10	-1	11	0	0	0	30
Dave Farrish	D	20	1	8	9	5	30	0	0	0	32
Mike Kaszycki	C	25	4	4	8	-4	10	0	0	0	17
Dave Hutchison	D	31	1	6	7	1	28	0	0	0	21
Joel Quenneville	D	32	1	4	5	-2	24	1	0	0	56
Carl Brewer	D	20	0	5	5	-5	2	0	0	0	11
Bob Stephenson	R	14	2	2	4	-7	4	0	0	0	10
Pat Boutette	C/R	32	0	4	4	-6	17	0	0	0	11
Mike Palmateer	G	38	0	3	3	0	6	0	0	0	0
Pat Ribble	D	13	0	2	2	-9	8	0	0	0	11
Ron Wilson	D	5	0	2	2	-2	2	0	0	0	6
Mark Kirton	C	2	1	0	1	0	2	0	0	0	3
Larry Carriere	D	2	0	1	1	-1	0	0	0	0	1
Paul Harrison	G	30	0	1	1	0	4	0	0	0	0
Bruce Boudreau	C	2	0	0	0	0	2	0	0	0	0
Jiri Crha	G	15	0	0	0	0	4	0	0	0	0
Jimmy Jones	R	1	0	0	0	-1	0	0	0	0	1
Daryl Maggs	D	5	0	0	0	-4	0	0	0	0	7
Curt Ridley	G	3	0	0	0	0	2	0	0	0	0
Vincent Tremblay	G	10	0	0	0	0	0	0	0	0	0

PLAYER	POS	GP	W	L	T/O	GA	GAA	SO	PIM	MIN
Mike Palmateer	G	38	16	14	3	125	3.68	2	6	2039
Paul Harrison	G	30	9	17	2	110	4.42	0	4	1492
Jiri Crha	G	15	8	7	0	50	3.61	0	4	830
Vincent Tremblay	G	10	2	1	0	28	5.11	0	0	329
Curt Ridley	G	3	0	1	0	8	4.36	0	2	110

## HOME ARENA

Maple Leaf Gardens (Capacity: 16,485)

## PLAYOFF RESULT

Lost Preliminary Round

## UNIFORMS



GP	DATE	OPPONENT	RESULT
1	Oct 10	NY Rangers	3-6 L
2	Oct 13	Col. Rockies	2-1 W
3	Oct 14	@ Philadelphia	3-4 L
4	Oct 17	Min. North Stars	6-2 W
5	Oct 19	@ Washington	5-3 W
6	Oct 20	Vancouver	2-0 W
7	Oct 24	@ Vancouver	1-5 L
8	Oct 26	Col. Rockies	2-2 T
9	Oct 27	@ Los Angeles	5-7 L
10	Oct 31	Hfd. Whalers	2-4 L
11	Nov 2	@ Hfd. Whalers	3-5 L
12	Nov 3	Buffalo	3-4 L
13	Nov 7	@ St. Louis	7-4 W
14	Nov 10	@ Wpg. Jets	8-4 W
15	Nov 11	@ Edmonton	6-3 W
16	Nov 14	St. Louis	7-2 W
17	Nov 17	Boston	0-2 L
18	Nov 18	@ Que. Nordiques	2-4 L
19	Nov 21	Edmonton	4-4 T
20	Nov 24	Chicago	1-2 L
21	Nov 25	@ NY Rangers	4-3 W
22	Nov 27	@ Atl. Flames	5-3 W
23	Nov 28	@ Washington	4-2 W
24	Dec 1	Philadelphia	4-4 T
25	Dec 5	Montreal	3-2 W
26	Dec 7	NY Islanders	1-6 L
27	Dec 12	Col. Rockies	5-3 W
28	Dec 15	Atl. Flames	8-1 W
29	Dec 17	@ Min. North Stars	1-5 L
30	Dec 19	Los Angeles	4-4 T
31	Dec 20	@ Boston	0-10 L
32	Dec 22	Detroit	2-1 W
33	Dec 23	@ Montreal	4-8 L
34	Dec 26	Washington	2-8 L
35	Dec 27	@ Buffalo	3-5 L
36	Dec 29	Wpg. Jets	6-1 W
37	Jan 2	NY Islanders	1-3 L
38	Jan 5	Que. Nordiques	3-7 L
39	Jan 7	Pittsburgh	9-5 W
40	Jan 9	Montreal	3-5 L
41	Jan 12	Vancouver	6-4 W
42	Jan 16	@ Pittsburgh	4-6 L
43	Jan 17	@ NY Islanders	6-9 L
44	Jan 19	@ Montreal	2-7 L
45	Jan 22	Atl. Flames	4-2 W
46	Jan 24	@ Los Angeles	4-5 L
47	Jan 26	@ Edmonton	3-8 L
48	Jan 27	@ Vancouver	5-2 W
49	Jan 30	Detroit	6-4 W
50	Feb 2	Chicago	4-5 L
51	Feb 3	@ Chicago	2-4 L
52	Feb 7	@ Boston	6-8 L
53	Feb 9	Los Angeles	2-7 L
54	Feb 10	@ Detroit	4-1 W
55	Feb 13	Pittsburgh	2-4 L
56	Feb 16	Hfd. Whalers	5-3 W
57	Feb 17	@ NY Rangers	6-4 W
58	Feb 19	@ NY Islanders	6-4 W
59	Feb 20	@ Chicago	2-4 L
60	Feb 23	@ Wpg. Jets	9-3 W
61	Feb 26	@ St. Louis	2-5 L
62	Feb 27	@ Col. Rockies	4-3 W
63	Mar 1	Philadelphia	3-3 T
64	Mar 2	@ Detroit	6-3 W
65	Mar 5	@ Pittsburgh	5-3 W
66	Mar 8	Que. Nordiques	3-2 W
67	Mar 9	@ Que. Nordiques	4-5 L
68	Mar 12	St. Louis	2-3 L
69	Mar 15	NY Rangers	4-8 L
70	Mar 17	Atl. Flames	1-5 L
71	Mar 19	Wpg. Jets	9-1 W
72	Mar 20	@ Philadelphia	3-0 W
73	Mar 22	Buffalo	1-5 L
74	Mar 24	Washington	6-1 W
75	Mar 25	@ Min. North Stars	2-7 L
76	Mar 29	Edmonton	5-8 L
77	Apr 1	@ Hfd. Whalers	5-4 W
78	Apr 2	Boston	2-5 L
79	Apr 5	Min. North Stars	2-1 W
80	Apr 6	@ Buffalo	3-7 L



1980-81

(28-37-15 / 71 Points / 5th in Adams Division)

GENERAL MANAGER: \*Punch Imlach &amp; Harold Ballard (interim)

HEAD COACH: Joe Crozier (13-22-5), Mike Nykoluk (15-15-10)

CAPTAIN: Darryl Sittler

PLAYER	POS	GP	G	A	PTS	+/-	PIM	PP	SH	GW	S
Wilf Paiement	R	77	40	57	97	-7	145	13	3	2	302
Darryl Sittler	C	80	43	53	96	-8	77	14	2	2	267
Bill Derlago	C	80	35	39	74	-11	26	6	0	3	208
Ian Turnbull	D	80	19	47	66	-17	104	8	0	1	262
Borje Salming	D	72	5	61	66	0	154	1	1	1	210
Rick Vaive	R	75	33	29	62	-16	229	8	2	1	195
Pat Hickey	L	72	16	33	49	-16	49	5	0	1	157
John Anderson	R	75	17	26	43	-11	31	2	0	1	142
Dan Maloney	L	65	20	21	41	-10	183	13	0	2	80
Terry Martin	L	69	23	14	37	15	32	1	0	4	111
Laurie Boschman	C	53	14	19	33	-10	178	3	0	4	70
Rocky Saganuik	R/C	71	12	18	30	-16	52	2	0	3	113
Robert Picard	D	59	6	19	25	-32	68	2	0	0	160
Bruce Boudreau	C	39	10	14	24	-7	18	0	0	0	47
Dave Farrish	D	74	2	18	20	-7	90	1	0	0	110
Ron Sedlbauer	L	21	10	4	14	-3	14	5	0	2	45
Rene Robert	R	14	6	7	13	5	8	1	0	1	43
Vitezslav Duris	D	57	1	12	13	13	50	0	0	0	70
Barry Melrose	D	57	2	5	7	-18	166	0	1	0	39
Ron Ellis	R	27	2	3	5	-1	2	0	0	0	19
Dave Shand	D	47	0	4	4	-14	60	0	0	0	31
Ron Zanussi	R	12	3	0	3	-7	6	0	0	0	15
Stew Gavin	L	14	1	2	3	0	13	0	0	0	13
Greg Hotham	D	11	1	1	2	4	11	0	0	0	8
Mike Kaszycki	C	6	0	2	2	2	2	0	0	0	3
Paul Marshall	L	13	0	2	2	-2	2	0	0	0	8
Bill McCreary	R	12	1	0	1	-6	4	0	0	0	7
Jiri Crha	G	54	0	1	1	0	8	0	0	0	0
Dave Burrows	D	6	0	0	0	-4	2	0	0	0	3
Kim Davis	C	2	0	0	0	0	4	0	0	0	2
Mark Kirton	C	11	0	0	0	-1	0	0	0	0	5
Michel Larocque	G	8	0	0	0	0	0	0	0	0	0
Curt Ridley	G	3	0	0	0	0	2	0	0	0	0
Jim Rutherford	G	18	0	0	0	0	2	0	0	0	0
Vincent Tremblay	G	3	0	0	0	0	0	0	0	0	0

PLAYER	POS	GP	W	L	T/O	GA	GAA	SO	PIM	MIN
Jiri Crha	G	54	20	20	11	211	4.07	0	8	3112
Jim Rutherford	G	18	4	10	2	82	5.12	0	2	961
Michel Larocque	G	8	3	3	2	40	5.22	0	0	460
Vincent Tremblay	G	3	0	3	0	16	6.71	0	0	143
Curt Ridley	G	3	1	1	0	12	5.81	0	2	124

## HOME ARENA

Maple Leaf Gardens (Capacity: 16,485)

## PLAYOFF RESULT

Lost Preliminary Round

## UNIFORMS



\* Punch Imlach suffered a heart attack during training camp and Harold Ballard served as acting GM for the majority of the season.

GP	DATE	OPPONENT	RESULT
1	Oct 11	NY Rangers	3-8 L
2	Oct 12	@ Philadelphia	4-2 W
3	Oct 15	Detroit	6-4 W
4	Oct 18	Philadelphia	6-2 W
5	Oct 19	@ Buffalo	4-2 W
6	Oct 21	Pittsburgh	8-5 W
7	Oct 23	@ Calgary	5-4 W
8	Oct 25	@ Los Angeles	4-5 L
9	Oct 26	@ Vancouver	5-8 L
10	Oct 29	@ Edmonton	4-4 T
11	Nov 1	Col. Rockies	4-5 L
12	Nov 5	@ Pittsburgh	2-1 W
13	Nov 8	@ Col. Rockies	3-3 T
14	Nov 9	@ Wpg. Jets	7-4 W
15	Nov 12	NY Islanders	2-4 L
16	Nov 15	Edmonton	4-2 W
17	Nov 19	Montreal	4-5 L
18	Nov 22	Los Angeles	2-5 L
19	Nov 23	@ Boston	5-5 T
20	Nov 26	St. Louis	4-6 L
21	Nov 28	@ Washington	2-6 L



1981-82

(20-44-16 / 56 Points / 5th in Norris Division)

GENERAL MANAGER: Gerry McNamara

HEAD COACH: Mike Nykoluk

CAPTAIN: Darryl Sittler (Oct. - Jan. 5), Rick Vaive (Jan. 6 - Apr.)

PLAYER	POS	GP	G	A	PTS	+	-	PIM	PP	SH	GW	S
Rick Vaive	R	77	54	35	89	12	157	12	5	6	267	
Bill Derlago	C	75	34	50	84	5	42	6	0	2	198	
Wilf Paiement	R	69	18	40	58	-21	203	6	1	1	186	
John Anderson	R	69	31	26	57	8	30	7	0	3	191	
Borje Salming	D	69	12	44	56	4	170	1	0	0	175	
Bob Manno	D	72	9	41	50	5	67	3	1	0	108	
Terry Martin	L	72	25	24	49	-18	39	4	0	1	133	
Darryl Sittler	C	38	18	20	38	-14	24	5	2	0	127	
Rene Robert	R	55	13	24	37	-11	37	2	0	1	120	
Rocky Saganiuk	R/C	65	17	16	33	-16	49	0	0	1	100	
Jim Benning	D	74	7	24	31	-27	46	2	0	0	90	
Laurie Boschman	C	54	9	19	28	-3	150	1	0	1	64	
Norm Aubin	C	43	14	12	26	-16	22	3	0	1	62	
Dan Maloney	L	44	8	7	15	-11	71	1	0	0	60	
Fred Boimistruck	D	57	2	11	13	9	32	0	0	1	48	
Stew Gavin	L	38	5	6	11	-6	29	1	0	0	66	
Bob McGill	D	68	1	10	11	-9	263	0	0	0	34	
Miroslav Frycer	R	10	4	6	10	-7	31	1	0	2	23	
Don Luce	C	39	4	4	8	-7	32	0	1	0	36	
Ron Zanussi	R	43	0	8	8	-4	14	0	0	0	25	
Walt Poddubny	L	11	3	4	7	0	8	1	0	0	22	
Barry Melrose	D	64	1	5	6	-26	186	0	0	0	45	
Fred Perlini	C	7	2	3	5	-2	0	1	0	0	12	
Paul Marshall	L	10	2	2	4	-4	2	1	0	0	14	
Trevor Johansen	D	13	1	3	4	-16	4	0	0	0	14	
Jim Korn	D/L	11	1	3	4	1	44	0	0	0	10	
Michel Larocque	G	50	0	3	3	0	2	0	0	0	0	
Gary Yaremchuk	C	18	0	3	3	-7	10	0	0	0	6	
Billy Harris	R	20	2	0	2	-16	4	0	0	0	21	
Ernie Godden	C	5	1	1	2	1	6	0	0	0	5	
Bruce Boudreau	C	12	0	2	2	-6	6	0	0	0	5	
John Gibson	D	27	0	2	2	-13	67	0	0	0	31	
Vincent Tremblay	G	40	0	2	2	0	2	0	0	0	0	
Ian Turnbull	D	12	0	2	2	-4	8	0	0	0	26	
Pat Hickey	L	1	0	0	0	0	0	0	0	0	0	
Paul Higgins	R	3	0	0	0	-1	17	0	0	0	0	
Greg Hotham	D	3	0	0	0	-5	0	0	0	0	4	
Darwin McCutcheon	D	1	0	0	0	-1	2	0	0	0	0	
Craig Muni	D	3	0	0	0	-4	2	0	0	0	0	
Bob Parent	G	2	0	0	0	0	0	0	0	0	0	

PLAYER	POS	GP	W	L	T/O	GA	GAA	SO	PIM	MIN
Michel Larocque	G	50	10	24	8	207	4.69	0	2	2647
Vincent Tremblay	G	40	10	18	8	153	4.52	1	2	2033
Bob Parent	G	2	0	2	0	13	6.50	0	0	120

## HOME ARENA

Maple Leaf Gardens (Capacity: 16,485)

## PLAYOFF RESULT

Out of Playoffs

## UNIFORMS



GP	DATE	OPPONENT	RESULT
1	Oct 6	@ Wpg. Jets	6-1 W
2	Oct 8	@ Min. North Stars	3-3 T
3	Oct 10	Chicago	9-8 W
4	Oct 14	Min. North Stars	1-2 L
5	Oct 17	@ Que. Nordiques	4-6 L
6	Oct 21	Col. Rockies	4-4 T
7	Oct 23	@ Buffalo	2-6 L
8	Oct 24	NY Rangers	3-5 L
9	Oct 27	@ St. Louis	5-7 L
10	Oct 28	@ Pittsburgh	5-3 W
11	Oct 31	Wpg. Jets	5-6 L
12	Nov 1	@ Chicago	4-9 L
13	Nov 4	@ Edmonton	4-6 L
14	Nov 6	@ Col. Rockies	4-4 T
15	Nov 7	@ Los Angeles	9-4 W
16	Nov 11	NY Islanders	3-4 L
17	Nov 14	Philadelphia	4-0 W
18	Nov 18	@ Hfd. Whalers	5-8 L
19	Nov 20	@ Pittsburgh	3-3 T
20	Nov 21	Boston	3-5 L
21	Nov 24	@ Philadelphia	3-6 L
22	Nov 25	NY Rangers	3-3 T
23	Nov 28	Buffalo	4-4 T
24	Nov 29	@ Detroit	6-3 W
25	Dec 2	Hfd. Whalers	3-5 L
26	Dec 5	Washington	9-4 W
27	Dec 9	Wpg. Jets	3-3 T
28	Dec 11	@ Washington	2-11 L
29	Dec 12	Montreal	2-6 L
30	Dec 16	@ Vancouver	6-6 T
31	Dec 19	@ Wpg. Jets	8-4 W
32	Dec 20	@ Chicago	3-1 W
33	Dec 23	Pittsburgh	4-4 T
34	Dec 26	Detroit	8-3 W
35	Dec 27	@ Hfd. Whalers	3-7 L
36	Dec 30	St. Louis	4-6 L
37	Dec 31	@ Detroit	5-2 W
38	Jan 2	Min. North Stars	2-6 L
39	Jan 6	@ Min. North Stars	3-3 T
40	Jan 7	@ Calgary	4-4 T
41	Jan 9	Los Angeles	5-3 W
42	Jan 11	@ Boston	2-5 L
43	Jan 13	Col. Rockies	2-1 W
44	Jan 15	@ Buffalo	2-8 L
45	Jan 16	Edmonton	7-1 W
46	Jan 18	NY Rangers	6-2 W
47	Jan 20	Calgary	4-4 T
48	Jan 21	@ Boston	2-4 L
49	Jan 23	@ St. Louis	2-6 L
50	Jan 25	Min. North Stars	2-9 L
51	Jan 27	Wpg. Jets	3-4 L
52	Jan 30	Que. Nordiques	2-2 T
53	Jan 31	@ Chicago	5-2 W
54	Feb 3	@ Vancouver	1-3 L
55	Feb 6	@ Edmonton	1-5 L
56	Feb 7	@ Calgary	2-8 L
57	Feb 10	Vancouver	1-4 L
58	Feb 13	Chicago	4-6 L
59	Feb 15	Min. North Stars	3-3 T
60	Feb 17	Detroit	3-3 T
61	Feb 18	@ Detroit	3-4 L
62	Feb 20	St. Louis	8-5 W
63	Feb 23	@ St. Louis	2-3 L
64	Feb 24	@ Min. North Stars	5-7 L
65	Feb 27	@ Montreal	3-3 T
66	Mar 1	NY Islanders	5-9 L
67	Mar 3	Los Angeles	1-4 L
68	Mar 4	@ NY Islanders	1-10 L
69	Mar 6	Montreal	1-6 L
70	Mar 10	Chicago	6-7 L
71	Mar 13	Wpg. Jets	2-10 L
72	Mar 17	Que. Nordiques	6-3 W
73	Mar 20	@ Wpg. Jets	0-7 L
74	Mar 22	Chicago	8-5 W
75	Mar 24	St. Louis	4-3 W
76	Mar 27	Detroit	1-2 L
77	Mar 28	@ Detroit	4-6 L
78	Mar 30	@ St. Louis	3-5 L
79	Apr 3	Washington	4-6 L
80	Apr 4	@ Philadelphia	1-7 L



1982-83

(28-40-12 / 68 Points / 3rd in Norris Division)

GENERAL MANAGER: Gerry McNamara

HEAD COACH: Mike Nykoluk

CAPTAIN: Rick Vaive

PLAYER	POS	GP	G	A	PTS	+	-	PIM	PP	SH	GW	S
John Anderson	R	80	31	49	80	-6	24	9	0	6	199	
Rick Vaive	R	78	51	28	79	-13	105	18	3	8	296	
Peter Ihnacak	C	80	28	38	66	6	44	6	0	2	162	
Walt Poddubny	L	72	28	31	59	8	71	9	0	3	163	
Miroslav Frycer	R	67	25	30	55	2	90	5	0	4	133	
Dan Daoust	C	48	18	33	51	-1	31	9	0	0	119	
Borje Salming	D	69	7	38	45	-3	104	2	1	0	110	
Bill Derlago	C	58	13	24	37	-19	27	5	0	1	135	
Greg Terrion	L	74	16	16	32	-3	59	0	3	1	73	
Billy Harris	R	76	11	19	30	-15	26	0	1	0	83	
Jim Korn	D/L	80	8	21	29	-27	236	0	3	1	101	
Gaston Gingras	D	45	10	18	28	7	10	4	0	1	95	
Dave Farrish	D	56	4	24	28	1	38	3	0	0	91	
Terry Martin	L	76	14	13	27	-29	28	3	1	0	95	
Jim Benning	D	74	5	17	22	-8	47	3	0	0	68	
Frank Nigro	C	51	6	15	21	-1	23	1	0	0	77	
Mike Kaszycki	C	22	1	13	14	0	10	0	0	0	19	
Stew Gavin	L	63	6	5	11	-7	44	0	0	0	77	
Vitezslav Duris	D	32	2	8	10	3	12	0	1	0	48	
Barry Melrose	D	52	2	5	7	-16	68	0	0	0	25	
Norm Aubin	C	26	4	1	5	-9	8	2	0	1	18	
Fred Boimistruck	D	26	2	3	5	-3	13	0	0	0	26	
Russ Adam	C	8	1	2	3	-3	11	0	0	0	4	
Gary Nylund	D	16	0	3	3	0	16	0	0	0	12	
Mike Palmateer	G	53	0	3	3	0	17	0	0	0	0	
Serge Boisvert	R	17	0	2	2	-10	4	0	0	0	18	
Marc Magnan	L	4	0	1	1	0	5	0	0	0	1	
Craig Muni	D	2	0	1	1	-3	0	0	0	0	2	
Dave Shand	D	1	0	1	1	2	2	0	0	0	0	
Reid Bailey	D	1	0	0	0	-2	2	0	0	0	0	
Paul Higgins	R	22	0	0	0	-3	135	0	0	0	1	
Michel Larocque	G	16	0	0	0	0	0	0	0	0	0	
Bob McGill	D	30	0	0	0	-24	146	0	0	0	13	
Bob Parent	G	1	0	0	0	0	0	0	0	0	0	
Rocky Saganiuk	R/C	3	0	0	0	-3	2	0	0	0	0	
Rick St. Croix	G	17	0	0	0	0	0	0	0	0	0	
Ken Strong	L	2	0	0	0	0	0	0	0	0	2	
Vincent Tremblay	G	1	0	0	0	0	0	0	0	0	0	
Leigh Verstraete	R	3	0	0	0	0	5	0	0	0	0	
Rod Willard	L	1	0	0	0	-1	0	0	0	0	2	
Gary Yaremchuk	C	3	0	0	0	-1	2	0	0	0	3	

PLAYER	POS	GP	W	L	T/O	GA	GAA	SO	PIM	MIN
Mike Palmateer	G	53	21	23	7	197	3.99	0	17	2965
Rick St. Croix	G	17	4	9	2	58	3.78	0	0	920
Michel Larocque	G	16	3	8	3	68	4.89	0	0	835
Bob Parent	G	1	0	0	0	2	3.00	0	0	40
Vincent Tremblay	G	1	0	0	0	2	3.00	0	0	40

## HOME ARENA

Maple Leaf Gardens (Capacity: 16,382)

## PLAYOFF RESULT

Lost Division Semi-Final

## UNIFORMS



GP	DATE	OPPONENT	RESULT
1	Oct 6	@ Chicago	3-3 T
2	Oct 7	@ St. Louis	2-3 L
3	Oct 9	New Jersey	5-5 T
4	Oct 13	Washington	3-5 L
5	Oct 14	@ Min. North Stars	2-6 L
6	Oct 16	Chicago	2-3 L
7	Oct 20	Min. North Stars	5-5 W
8	Oct 23	Calgary	5-2 T
9	Oct 26	@ Que. Nordiques	4-9 L
10	Oct 27	Boston	4-1 W
11	Oct 30	Buffalo	3-3 T
12	Nov 3	@ Los Angeles	2-6 L
13	Nov 6	@ St. Louis	3-3 T
14	Nov 7	@ Chicago	3-7 L
15	Nov 10	Detroit	8-2 W
16	Nov 13	Min. North Stars	4-3 W
17	Nov 17	@ NY Rangers	1-6 L
18	Nov 20	NY Rangers	3-6 L
19	Nov 24	@ Pittsburgh	3-4 L
20	Nov 26	@ Washington	3-5 L
21	Nov 27	Wpg. Jets	3-6 L
22	Dec 1	@ New Jersey	3-7 L
23	Dec 4	NY Islanders	4-1 W
24	Dec 5	@ NY Rangers	5-6 L
25	Dec 7	@ NY Islanders	3-6 L
26	Dec 8	Vancouver	3-7 L
27	Dec 11	Detroit	2-6 L
28	Dec 14	@ Que. Nordiques	4-4 T
29	Dec 15	St. Louis	2-4 L
30	Dec 18	Chicago	5-8 L
31	Dec 22	@ Chicago	3-4 L
32	Dec 23	@ St. Louis	3-7 L
33	Dec 28	@ Montreal	4-4 T
34	Dec 29	Montreal	6-5 W
35	Jan 1	Hfd. Wwhalers	7-5 W
36	Jan 2	Detroit	6-3 W
37	Jan 5	@ New Jersey	4-4 T
38	Jan 6	@ Washington	3-1 W
39	Jan 8	Los Angeles	7-5 W
40	Jan 12	Boston	4-6 L
41	Jan 13	@ Min. North Stars	1-2 L
42	Jan 15	@ Detroit	3-4 L
43	Jan 17	St. Louis	4-4 T
44	Jan 19	@ Wpg. Jets	3-6 L
45	Jan 22	Chicago	2-3 L
46	Jan 24	Pittsburgh	8-2 W
47	Jan 26	@ Edmonton	6-6 T
48	Jan 27	@ Calgary	1-3 L
49	Jan 29	Buffalo	5-3 W
50	Jan 31	Min. North Stars	2-4 L
51	Feb 2	Hfd. Wwhalers	7-1 W
52	Feb 5	Vancouver	6-4 W
53	Feb 6	@ Detroit	0-3 L
54	Feb 13	@ Hfd. Wwhalers	3-5 L
55	Feb 16	St. Louis	6-3 W
56	Feb 17	@ St. Louis	6-3 W
57	Feb 19	Calgary	5-3 W
58	Feb 21	Pittsburgh	4-2 W
59	Feb 23	@ Min. North Stars	3-2 W
60	Feb 25	@ Vancouver	4-1 W
61	Feb 26	@ Los Angeles	2-6 L
62	Feb 28	@ Boston	3-6 L
63	Mar 2	Philadelphia	2-2 T
64	Mar 3	@ NY Islanders	1-5 L
65	Mar 5	Edmonton	3-6 L
66	Mar 8	@ Montreal	3-3 T
67	Mar 9	St. Louis	5-2 W
68	Mar 12	Chicago	4-2 W
69	Mar 13	@ Detroit	5-2 W
70	Mar 16	Detroit	3-4 L
71	Mar 18	@ Wpg. Jets	3-7 L
72	Mar 20	@ Chicago	3-7 L
73	Mar 21	Edmonton	1-4 L
74	Mar 23	Min. North Stars	6-3 W
75	Mar 24	@ Philadelphia	4-7 L
76	Mar 26	Que. Nordiques	2-1 W
77	Mar 29	@ Min. North Stars	4-2 W
78	Mar 30	@ Detroit	4-2 W
79	Apr 2	Philadelphia	3-6 L
80	Apr 3	@ Buffalo	4-3 W



1983-84

(26-45-9 / 61 Points / 5th in Norris Division)

GENERAL MANAGER: Gerry McNamara

HEAD COACH: Mike Nykoluk

CAPTAIN: Rick Vaive

PLAYER	POS	GP	G	A	PTS	+	-	PIM	PP	SH	GW	S
Rick Vaive	R	76	52	41	93	-12	114	17	0	6	261	
Dan Daoust	C	78	18	56	74	-16	88	8	0	1	154	
John Anderson	R	73	37	31	68	-12	22	14	0	5	192	
Bill Derlago	C	79	40	20	60	-8	50	8	2	3	210	
Jim Benning	D	72	12	39	51	-4	66	6	0	1	136	
Dale McCourt	C	72	19	24	43	-16	10	8	2	1	98	
Borje Salming	D	68	5	38	43	-34	92	2	1	0	160	
Greg Terrion	L	79	15	24	39	-6	36	0	2	2	92	
Stew Gavin	L	80	10	22	32	-6	90	0	1	3	96	
Gaston Gingras	D	59	7	20	27	-30	16	4	0	0	125	
Jim Korn	D/L	65	12	14	26	-33	257	0	0	1	94	
Miroslav Frycer	R	47	10	16	26	-24	55	1	0	2	78	
Terry Martin	L	63	15	10	25	-8	51	2	2	1	62	
Walt Poddubny	L	38	11	14	25	-13	48	4	0	0	77	
Peter Ihnacak	C	47	10	13	23	-21	24	5	0	0	76	
Dave Farrish	D	59	4	19	23	-13	57	1	0	0	77	
Bill Stewart	D	56	2	17	19	-1	116	0	0	0	42	
Billy Harris	R	50	7	10	17	-20	14	0	0	0	68	
Gary Nylund	D	47	2	14	16	-27	103	0	0	0	71	
Gary Leeman	R	52	4	8	12	-14	31	1	0	0	41	
Russ Courttnall	R	14	3	9	12	0	6	1	0	0	29	
Pat Graham	L	41	4	4	8	-9	65	0	0	0	46	
Frank Nigro	C	17	2	3	5	-4	16	0	0	0	18	
Rich Costello	C	10	2	1	3	-5	2	1	0	0	7	
Dave Hutchison	D	47	0	3	3	5	137	0	0	0	16	
Bob McGill	D	11	0	2	2	1	51	0	0	0	3	
Mike Palmateer	G	34	0	2	2	0	28	0	0	0	0	
Ken Strong	L	2	0	2	2	0	2	0	0	0	3	
Allan Bester	G	32	0	0	0	0	6	0	0	0	0	
Greg Britz	R	6	0	0	0	-1	2	0	0	0	1	
Bruce Dowie	G	2	0	0	0	0	0	0	0	0	0	
Basil McRae	L	3	0	0	0	-3	19	0	0	0	7	
Fred Perlini	C	1	0	0	0	0	0	0	0	0	3	
Rick St. Croix	G	20	0	0	0	0	0	0	0	0	0	
Ken Wregget	G	3	0	0	0	0	0	0	0	0	0	
Gary Yaremchuk	C	1	0	0	0	-1	0	0	0	0	1	

PLAYER	POS	GP	W	L	T/O	GA	SV%	GAA	SO	PIM	MIN
Allan Bester	G	32	11	16	4	134	.883	4.35	0	6	1848
Mike Palmateer	G	34	9	17	4	149	.849	4.88	0	28	1831
Rick St. Croix	G	20	5	10	0	80	.849	5.11	0	0	939
Ken Wregget	G	3	1	1	1	14	.891	5.09	0	0	165
Bruce Dowie	G	2	0	1	0	4	.907	3.33	0	0	72

## HOME ARENA

Maple Leaf Gardens (Capacity: 16,382)

## PLAYOFF RESULT

Out of Playoffs

## UNIFORMS



\*From 1983-84 to 1998-99, five minutes of sudden-death overtime was played in games that were tied after regulation.



1984-85

(20-52-8 / 48 Points / 5th in Norris Division)

GENERAL MANAGER: Gerry McNamara

HEAD COACH: Dan Maloney

CAPTAIN: Rick Vaive

PLAYER	POS	GP	G	A	PTS	+/-	PIM	PP	SH	GW	S
Rick Vaive	R	72	35	33	68	-26	112	13	0	2	258
John Anderson	R	75	32	31	63	-20	27	14	1	5	194
Bill Derlago	C	62	31	31	62	-15	21	7	5	4	147
Miroslav Frycer	R	65	25	30	55	-7	55	5	0	1	182
Dan Daoust	C	79	17	37	54	-27	98	1	3	2	141
Peter Ihnacak	C	70	22	22	44	-26	24	8	0	1	115
Jim Benning	D	80	9	35	44	-39	55	6	0	2	160
Borje Salming	D	73	6	33	39	-26	76	3	0	0	181
Greg Terrion	L	72	14	17	31	-15	20	1	4	0	91
Gary Leeman	R	53	5	26	31	-12	72	3	0	0	88
Stew Gavin	L	73	12	13	25	-22	38	0	0	0	148
Russ Courttnall	R	69	12	10	22	-23	44	0	2	1	130
Al Iafate	D	68	5	16	21	-19	51	3	0	0	88
Walt Poddubny	L	32	5	15	20	1	26	1	0	0	51
Gary Nylund	D	76	3	17	20	-37	99	0	0	0	61
Jeff Brubaker	L	68	8	4	12	-18	209	2	0	1	39
Jim Korn	D/L	41	5	5	10	-17	171	2	0	1	48
Bill Kitchen	D	29	1	4	5	-6	27	0	0	0	21
Bob McGill	D	72	0	5	5	0	250	0	0	0	22
Ken Strong	L	11	2	0	2	-3	4	0	0	0	19
Bill Root	D	35	1	1	2	-25	23	0	0	0	34
Steve Thomas	L	18	1	1	2	-13	2	0	0	0	26
Gary Yaremchuk	C	12	1	1	2	-7	16	0	0	0	7
Tim Bernhardt	G	37	0	2	2	0	4	0	0	0	0
Gaston Gingras	D	5	0	2	2	-7	0	0	0	0	17
Bill Stewart	D	27	0	2	2	-3	32	0	0	0	9
Todd Gill	D	10	1	0	1	-1	13	0	0	0	9
Allan Bester	G	15	0	1	1	0	4	0	0	0	0
Jeff Jackson	L	17	0	1	1	-4	24	0	0	0	12
Wes Jarvis	C	26	0	1	1	-6	2	0	0	0	12
Ken Wregget	G	23	0	1	1	0	10	0	0	0	0
Greg Britz	R	1	0	0	0	0	2	0	0	0	0
Larry Landon	R	7	0	0	0	-4	2	0	0	0	5
Derek Laxdal	R	3	0	0	0	-1	6	0	0	0	3
Basil McRae	L	1	0	0	0	0	0	0	0	0	0
Craig Muni	D	8	0	0	0	0	0	0	0	0	1
Cam Plante	D	2	0	0	0	0	0	0	0	0	0
Rick St. Croix	G	12	0	0	0	0	0	0	0	0	0
Leigh Verstraete	R	2	0	0	0	0	0	0	0	0	2

PLAYER	POS	GP	W	L	T/O	GA	SV%	GAA	SO	PIM	MIN
Tim Bernhardt	G	37	13	19	4	136	.877	3.74	0	4	2182
Ken Wregget	G	23	2	15	3	103	.863	4.84	0	10	1278
Allan Bester	G	15	3	9	1	54	.874	4.22	1	4	767
Rick St. Croix	G	11	2	9	0	54	.828	5.16	0	0	628

## HOME ARENA

Maple Leaf Gardens (Capacity: 16,382)

## PLAYOFF RESULT

Out of Playoffs

## UNIFORMS



GP	DATE	OPPONENT	RESULT
1	Oct 11	@ Min. North Stars	1-0 W (OT)
2	Oct 13	Buffalo	4-3 W (OT)
3	Oct 14	@ Wpg. Jets	2-5 L
4	Oct 17	Hfd. Whalers	3-5 L
5	Oct 19	@ New Jersey	1-4 L
6	Oct 20	Que. Nordiques	3-12 L
7	Oct 24	Detroit	6-1 W
8	Oct 26	@ Que. Nordiques	2-2 T
9	Oct 27	Calgary	3-5 L
10	Oct 31	@ St. Louis	5-6 L (OT)
11	Nov 3	@ Los Angeles	0-7 L
12	Nov 5	@ Min. North Stars	3-5 L
13	Nov 7	Vancouver	4-4 T
14	Nov 10	Chicago	4-4 T
15	Nov 11	Min. North Stars	6-7 L
16	Nov 14	Los Angeles	3-4 L
17	Nov 17	Wpg. Jets	3-5 L
18	Nov 19	@ Montreal	6-4 W
19	Nov 21	@ Min. North Stars	1-7 L
20	Nov 23	@ Detroit	5-6 L
21	Nov 24	Min. North Stars	2-4 L
22	Nov 27	Edmonton	1-7 L
23	Nov 30	@ NY Rangers	3-3 T
24	Dec 1	NY Rangers	1-4 L
25	Dec 4	@ Detroit	6-7 L
26	Dec 5	Detroit	2-4 L
27	Dec 8	@ St. Louis	3-3 T
28	Dec 9	@ Chicago	2-7 L
29	Dec 12	Philadelphia	6-3 W
30	Dec 14	@ Wpg. Jets	4-6 L
31	Dec 15	Pittsburgh	2-5 L
32	Dec 17	St. Louis	2-3 L
33	Dec 21	@ Chicago	3-4 L
34	Dec 22	Boston	6-4 W
35	Dec 26	@ Buffalo	0-6 L
36	Dec 27	@ New Jersey	1-4 L
37	Dec 29	Chicago	4-5 L
38	Jan 2	Pittsburgh	1-2 L
39	Jan 5	Vancouver	1-4 L
40	Jan 7	Hfd. Whalers	4-7 L
41	Jan 9	Boston	3-5 L
42	Jan 13	@ Vancouver	5-3 W
43	Jan 16	@ Los Angeles	4-3 W
44	Jan 19	St. Louis	6-1 W
45	Jan 22	@ Que. Nordiques	2-2 T
46	Jan 24	@ NY Islanders	1-4 L
47	Jan 26	Chicago	2-5 L
48	Jan 27	@ Chicago	6-2 W
49	Jan 30	@ Pittsburgh	6-5 W
50	Feb 1	@ Washington	3-3 T
51	Feb 2	Min. North Stars	2-5 L
52	Feb 5	Washington	1-4 L
53	Feb 6	@ Chicago	2-3 L
54	Feb 9	@ Montreal	6-2 W
55	Feb 10	Montreal	3-2 W (OT)
56	Feb 14	@ St. Louis	3-5 L
57	Feb 16	New Jersey	3-6 L
58	Feb 17	@ Hfd. Whalers	5-4 W (OT)
59	Feb 19	Edmonton	4-9 L
60	Feb 21	Philadelphia	1-4 L
61	Feb 23	@ Detroit	4-2 W
62	Feb 25	Chicago	3-4 L (OT)
63	Feb 27	Min. North Stars	6-1 W
64	Mar 2	NY Islanders	4-2 W
65	Mar 5	@ St. Louis	2-7 L
66	Mar 6	Detroit	3-5 L
67	Mar 9	@ NY Islanders	2-4 L
68	Mar 13	Calgary	3-5 L
69	Mar 14	@ Washington	0-4 L
70	Mar 16	Philadelphia	1-6 L
71	Mar 18	St. Louis	4-3 W (OT)
72	Mar 20	@ Calgary	4-7 L
73	Mar 22	@ Edmonton	3-3 T
74	Mar 24	@ Detroit	5-3 W
75	Mar 27	St. Louis	4-2 W
76	Mar 30	Detroit	3-9 L
77	Mar 31	@ NY Rangers	5-7 L
78	Apr 3	@ Min. North Stars	7-9 L
79	Apr 6	Buffalo	2-5 L
80	Apr 7	@ Boston	1-5 L





1985-86

(25-48-7 / 57 Points / 4th in Norris Division)

GENERAL MANAGER: Gerry McNamara

HEAD COACH: Dan Maloney

CAPTAIN: Rick Vaive (Oct. - Feb. 22), None (Feb. 22 - Apr.)

PLAYER	POS	GP	G	A	PTS	+	-	PIM	PP	SH	GW	S
Miroslav Frycer	R	73	32	43	75	-24	74	7	0	3	201	
Tom Fergus	C	78	31	42	73	-24	64	3	2	3	168	
Rick Vaive	R	61	33	31	64	-19	85	12	0	1	225	
Russ Courtnall	R	73	22	38	60	0	52	3	1	4	203	
Steve Thomas	L	65	20	37	57	-15	36	5	0	5	197	
Marian Stastny	R	70	23	30	53	-6	21	7	0	0	132	
Wendel Clark	L/D	66	34	11	45	-27	227	4	0	3	164	
Peter Ihnacak	C	63	18	27	45	-9	16	5	0	1	96	
Walt Poddubny	L	33	12	22	34	6	25	5	0	1	76	
Al Iafrate	D	65	8	25	33	-10	40	2	0	2	94	
Greg Terrion	L	76	10	22	32	-5	31	0	2	1	105	
Gary Leeman	R	53	9	23	32	-1	20	1	1	0	123	
Brad Maxwell	D	52	8	18	26	-27	108	4	0	0	93	
Dan Hodgson	C	40	13	12	25	-5	12	2	0	0	54	
Jim Benning	D	52	4	21	25	-4	71	2	0	0	76	
Borje Salming	D	41	7	15	22	-7	48	3	1	1	71	
Brad Smith	R	42	5	17	22	-8	84	0	0	0	46	
Dan Daoust	C	80	7	13	20	-21	88	1	0	0	92	
Gary Nylund	D	79	2	16	18	-32	180	0	0	0	84	
Chris Kotsopoulos	D	61	6	11	17	-5	83	0	0	0	69	
Gary McAdam	L	15	1	6	7	-11	0	0	0	0	9	
Miroslav Ihnacak	L	21	2	4	6	-6	27	1	0	0	25	
Bob McGill	D	61	1	4	5	-17	141	0	0	0	28	
Todd Gill	D	15	1	2	3	0	28	0	0	0	9	
Jeff Jackson	L	5	1	2	3	3	2	0	0	0	2	
Wes Jarvis	C	2	1	0	1	-1	2	0	0	0	2	
Tim Bernhardt	G	23	0	1	1	0	0	0	0	0	0	
Rich Costello	C	2	0	1	1	0	0	0	0	0	2	
Craig Muni	D	6	0	1	1	-3	4	0	0	0	2	
Bill Root	D	27	0	1	1	-8	29	0	0	0	34	
Blake Wesley	D	27	0	1	1	-4	21	0	0	0	11	
Allan Bester	G	1	0	0	0	0	0	0	0	0	0	
Jeff Brubaker	L	21	0	0	0	0	67	0	0	0	8	
Bill Derlago	C	1	0	0	0	0	0	0	0	0	2	
Don Edwards	G	38	0	0	0	0	4	0	0	0	0	
Rod Schutt	L	6	0	0	0	-2	0	0	0	0	2	
Ken Wregget	G	30	0	0	0	0	16	0	0	0	0	

PLAYER	POS	GP	W	L	T/O	GA	SV%	GAA	SO	PIM	MIN
Don Edwards	G	38	12	23	0	160	.860	4.78	0	4	2009
Ken Wregget	G	30	9	13	4	113	.875	4.33	0	16	1566
Tim Bernhardt	G	23	4	12	3	107	.853	5.07	0	0	1266
Allan Bester	G	1	0	0	0	2	.600	6.00	0	0	20

## HOME ARENA

Maple Leaf Gardens (Capacity: 16,382)

## PLAYOFF RESULT

Lost Division Final

## UNIFORMS



GP	DATE	OPPONENT	RESULT
1	Oct 10	@ Boston	1-3 L
2	Oct 12	Que. Nordiques	0-4 L
3	Oct 13	@ Chicago	5-1 W
4	Oct 16	Washington	5-6 L (OT)
5	Oct 19	Wpg. Jets	3-4 L
6	Oct 23	Pittsburgh	4-5 L
7	Oct 24	@ Pittsburgh	4-6 L
8	Oct 26	Min. North Stars	5-7 L
9	Oct 30	@ Vancouver	3-5 L
10	Nov 2	@ Calgary	2-4 L
11	Nov 3	@ Edmonton	1-7 L
12	Nov 6	NY Islanders	4-5 L
13	Nov 8	@ Detroit	3-3 T
14	Nov 9	St. Louis	2-2 T
15	Nov 12	@ St. Louis	3-4 L (OT)
16	Nov 14	Boston	6-6 T
17	Nov 16	Chicago	6-4 W
18	Nov 17	@ Buffalo	5-3 W
19	Nov 20	@ NY Rangers	3-7 L
20	Nov 23	Detroit	9-3 W
21	Nov 26	@ St. Louis	1-5 L
22	Nov 27	@ Pittsburgh	1-7 L
23	Nov 30	Buffalo	3-2 W (OT)
24	Dec 4	New Jersey	10-7 W
25	Dec 5	@ Philadelphia	6-3 W
26	Dec 7	Montreal	3-6 L
27	Dec 10	@ Washington	2-3 L
28	Dec 11	St. Louis	6-4 W
29	Dec 14	@ Min. North Stars	6-6 T
30	Dec 15	@ Wpg. Jets	3-3 T
31	Dec 18	@ Los Angeles	3-4 L
32	Dec 20	@ Vancouver	3-5 L
33	Dec 26	@ Detroit	5-4 W
34	Dec 28	Hfd. Whalers	3-6 L
35	Jan 1	Montreal	3-2 W
36	Jan 4	Los Angeles	4-6 L
37	Jan 5	Detroit	5-6 L
38	Jan 8	Edmonton	11-9 W
39	Jan 10	@ Buffalo	7-9 L
40	Jan 11	Que. Nordiques	1-5 L
41	Jan 13	Detroit	7-4 W
42	Jan 15	@ St. Louis	1-10 L
43	Jan 18	Min. North Stars	2-5 L
44	Jan 19	Calgary	5-9 L
45	Jan 22	NY Rangers	2-4 L
46	Jan 23	@ Hfd. Whalers	1-4 L
47	Jan 25	@ Montreal	2-3 L (OT)
48	Jan 28	@ NY Islanders	2-9 L
49	Jan 29	Washington	5-2 W
50	Feb 1	Chicago	4-7 L
51	Feb 2	@ Chicago	4-3 W
52	Feb 6	@ Min. North Stars	7-8 L (OT)
53	Feb 8	St. Louis	3-2 W (OT)
54	Feb 11	Min. North Stars	2-4 L
55	Feb 13	@ Chicago	4-5 L (OT)
56	Feb 15	Chicago	4-3 W
57	Feb 16	Vancouver	4-4 T
58	Feb 19	@ Edmonton	5-9 L
59	Feb 20	Calgary	7-6 W (OT)
60	Feb 23	@ Min. North Stars	3-4 L
61	Feb 25	NY Rangers	7-3 W
62	Feb 28	@ Detroit	7-3 W
63	Mar 1	Detroit	4-6 L
64	Mar 3	Wpg. Jets	6-1 W
65	Mar 5	@ Min. North Stars	3-5 L
66	Mar 6	@ Philadelphia	4-7 L
67	Mar 8	Chicago	4-3 W
68	Mar 13	@ New Jersey	7-4 W
69	Mar 15	Philadelphia	5-6 L (OT)
70	Mar 17	Los Angeles	7-6 W
71	Mar 19	@ Que. Nordiques	2-5 L
72	Mar 20	NY Islanders	1-7 L
73	Mar 22	New Jersey	3-6 L
74	Mar 26	Min. North Stars	1-6 L
75	Mar 29	St. Louis	4-1 W
76	Mar 30	@ Chicago	5-4 W (OT)
77	Apr 1	@ St. Louis	2-2 T
78	Apr 3	@ Boston	2-4 L
79	Apr 5	@ Hfd. Whalers	1-7 L
80	Apr 6	@ Detroit	2-4 L



1986-87

(32-42-6 / 70 Points / 4th in Norris Division)

GENERAL MANAGER: Gerry McNamara

HEAD COACH: John Brophy

CAPTAIN: None

PLAYER	POS	GP	G	A	PTS	+	-	PIM	PP	SH	GW	S
Russ Courtnall	R	79	29	44	73	-20	90	3	6	3	282	
Rick Vaive	R	73	32	34	66	12	61	8	1	6	214	
Steve Thomas	L	78	35	27	62	-3	114	3	0	7	245	
Wendel Clark	L/D	80	37	23	60	-23	271	15	0	1	246	
Gary Leeman	R	80	21	31	52	-26	66	4	3	2	196	
Tom Fergus	C	57	21	28	49	1	57	2	1	2	119	
Vincent Damphousse	C	80	21	25	46	-6	26	4	0	1	142	
Peter Ihnacak	C	58	12	27	39	5	16	4	0	1	98	
Todd Gill	D	61	4	27	31	-3	92	1	0	0	51	
Al Iafrate	D	80	9	21	30	-18	55	0	0	3	132	
Mike Allison	L	71	7	16	23	1	66	1	3	2	48	
Rick Lanz	D	44	2	19	21	4	32	1	0	0	91	
Borje Salming	D	56	4	16	20	17	42	0	1	1	71	
Jeff Jackson	L	55	8	7	15	-11	64	0	0	0	42	
Miroslav Frycer	R	29	7	8	15	-15	28	3	0	0	52	
Greg Terrion	L	67	7	8	15	-5	6	0	2	0	55	
Mark Osborne	L	16	5	10	15	-1	12	1	0	0	31	
Brad Smith	R	47	5	7	12	15	172	0	0	2	45	
Chris Kotsopoulos	D	43	2	10	12	8	75	0	0	0	43	
Miroslav Ihnacak	L	34	6	5	11	3	12	0	0	0	65	
Ken Varemchuk	C	20	3	8	11	0	16	0	0	0	33	
Dan Daoust	C	33	4	3	7	0	35	0	1	0	25	
Bill Root	D	34	3	3	6	-9	37	1	0	0	31	
Bob McGill	D	56	1	4	5	-2	103	0	0	0	27	
Ken Wregget	G	56	0	4	4	0	20	0	0	0	0	
Daryl Evans	L	2	1	0	1	-2	0	1	0	0	2	
Ted Faus	D	15	0	1	1	4	11	0	0	0	4	
Terry Johnson	D	48	0	1	1	-5	104	0	0	0	10	
Jim Benning	D	5	0	0	0	0	4	0	0	0	3	
Tim Bernhardt	G	1	0	0	0	0	0	0	0	0	0	
Allan Bester	G	36	0	0	0	0	8	0	0	0	0	
Jerome Dupont	D	13	0	0	0	-5	23	0	0	0	5	
Val James	L	4	0	0	0	0	14	0	0	0	0	
Derek Laxdal	R	2	0	0	0	-1	7	0	0	0	0	
Kevin Maguire	R	17	0	0	0	-6	74	0	0	0	2	

PLAYER	POS	GP	W	L	T/O	GA	SV%	GAA	SO	PIM	MIN
Ken Wregget	G	56	22	28	3	200	.875	3.97	0	20	3026
Allan Bester	G	36	10	14	3	110	.889	3.65	2	8	1808
Tim Bernhardt	G	1	0	0	0	3	.571	9.00	0	0	20

## HOME ARENA

Maple Leaf Gardens (Capacity: 16,382)

## PLAYOFF RESULT

Lost Division Final

## UNIFORMS



GP	DATE	OPPONENT	RESULT
1	Oct 9	Montreal	7-4 W
2	Oct 11	Buffalo	5-5 T
3	Oct 14	St. Louis	1-1 T
4	Oct 17	@ New Jersey	3-2 W
5	Oct 18	Chicago	3-2 W
6	Oct 22	Que. Nordiques	1-7 L
7	Oct 25	@ Que. Nordiques	3-4 L
8	Oct 26	@ NY Rangers	3-3 T
9	Oct 28	Chicago	2-1 W
10	Oct 30	Hfd. Whalers	6-2 W
11	Nov 1	Detroit	2-0 W
12	Nov 5	St. Louis	6-4 W
13	Nov 6	@ Min. North Stars	1-4 L
14	Nov 8	Vancouver	3-5 L
15	Nov 12	@ St. Louis	2-4 L
16	Nov 15	Detroit	6-0 W
17	Nov 16	@ Chicago	7-3 W
18	Nov 19	Philadelphia	2-2 T
19	Nov 20	@ NY Islanders	4-6 L
20	Nov 22	Philadelphia	1-6 L
21	Nov 24	Boston	2-3 L
22	Nov 26	@ Detroit	3-1 W
23	Nov 28	@ Min. North Stars	3-6 L
24	Nov 29	Min. North Stars	2-7 L
25	Dec 4	@ Los Angeles	3-4 L
26	Dec 7	@ St. Louis	3-5 L
27	Dec 10	Washington	8-2 W
28	Dec 12	@ Pittsburgh	3-8 L
29	Dec 13	Pittsburgh	3-2 W (OT)
30	Dec 17	@ New Jersey	2-3 L (OT)
31	Dec 18	Min. North Stars	5-6 L (OT)
32	Dec 20	Buffalo	5-4 W (OT)
33	Dec 23	@ Min. North Stars	4-3 W (OT)
34	Dec 26	@ Detroit	2-4 L
35	Dec 27	Detroit	5-5 T
36	Dec 31	Wpg. Jets	6-1 W
37	Jan 3	New Jersey	7-2 W
38	Jan 4	@ Hfd. Whalers	3-8 L
39	Jan 6	@ Detroit	3-1 W
40	Jan 7	@ Chicago	4-6 L
41	Jan 10	@ NY Islanders	2-3 L
42	Jan 12	@ Montreal	1-2 L
43	Jan 14	Min. North Stars	2-3 L
44	Jan 15	@ Detroit	3-1 W
45	Jan 17	Edmonton	4-7 L
46	Jan 21	St. Louis	4-2 W
47	Jan 23	@ Wpg. Jets	5-7 L
48	Jan 24	Hfd. Whalers	0-3 L
49	Jan 26	Calgary	5-6 L (OT)
50	Jan 28	@ Chicago	0-5 L
51	Jan 29	@ St. Louis	2-4 L
52	Jan 31	Detroit	2-4 L
53	Feb 2	Philadelphia	8-4 W
54	Feb 4	Los Angeles	5-4 W
55	Feb 7	@ Boston	5-8 L
56	Feb 8	@ NY Rangers	5-4 W
57	Feb 14	Boston	5-4 W
58	Feb 16	@ Los Angeles	1-1 T
59	Feb 18	@ Edmonton	2-9 L
60	Feb 20	@ Calgary	2-1 L
61	Feb 22	@ Vancouver	2-3 L
62	Feb 25	NY Rangers	2-4 L
63	Feb 28	Vancouver	8-6 W
64	Mar 3	St. Louis	3-4 L
65	Mar 5	Pittsburgh	7-2 W
66	Mar 7	NY Islanders	7-2 W
67	Mar 9	@ St. Louis	2-3 L (OT)
68	Mar 11	@ Min. North Stars	4-2 W
69	Mar 13	@ Washington	2-10 L
70	Mar 14	Calgary	6-4 W
71	Mar 18	Chicago	3-6 L
72	Mar 20	@ Que. Nordiques	4-5 L
73	Mar 21	@ Montreal	4-9 L
74	Mar 24	@ Buffalo	6-5 W
75	Mar 25	Min. North Stars	2-6 L
76	Mar 28	Edmonton	4-2 W
77	Mar 29	@ Wpg. Jets	6-2 W
78	Mar 31	@ Washington	2-4 L
79	Apr 4	Chicago	3-1 W
80	Apr 5	@ Chicago	2-5 L



1987-88

(21-49-10 / 52 Points / 4th in Norris Division)

**GENERAL MANAGER:** Gerry McNamara (Oct. - Feb. 6); John Brophy, Dick Duff and Gord Stellick (interim) (Feb. 6 - Apr.)**HEAD COACH:** John Brophy**CAPTAIN:** None

PLAYER	POS	GP	G	A	PTS	+/-	PIM	PP	SH	GW	S
Ed Olczyk	C	80	42	33	75	-22	55	14	4	3	243
Gary Leeman	R	80	30	31	61	-6	62	6	0	0	234
Mark Osborne	L	79	23	37	60	-3	102	4	2	0	155
Al Iafate	D	77	22	30	52	-21	80	4	3	4	169
Tom Fergus	C	63	19	31	50	5	81	5	0	0	124
Russ Courtinall	R	65	23	26	49	-16	47	6	3	1	212
Vincent Damphousse	C	75	12	36	48	2	40	1	0	2	111
Al Secord	L	74	15	27	42	-21	221	2	0	0	149
Miroslav Frycer	R	38	12	20	32	8	41	1	0	2	76
Peter Ihnacak	C	68	10	20	30	-6	41	0	0	0	75
Rick Lanz	D	75	6	22	28	-12	65	3	0	0	145
Borje Salming	D	66	2	24	26	7	82	1	0	0	92
Todd Gill	D	65	8	17	25	-20	131	1	0	3	109
Dale Degray	D	56	6	18	24	4	63	1	0	1	122
Wendell Clark	L/D	28	12	11	23	-13	80	4	0	1	93
Greg Terrier	L	59	4	16	20	-6	65	1	0	1	57
Dan Daoust	C	67	9	8	17	-7	57	0	0	1	57
Sean McKenna	R	40	5	5	10	-11	12	0	0	1	46
Luke Richardson	D	78	4	6	10	-25	90	0	0	0	49
Ken Yaremchuk	C	16	2	5	7	-7	10	0	0	0	14
Mike Blaisdell	R	18	3	2	5	-5	2	0	0	1	32
Dave Semenko	L	70	2	3	5	-8	107	0	0	0	12
Ken Wregget	G	56	0	5	5	0	40	0	0	0	0
Chris Kotsopoulos	D	21	2	2	4	-3	19	0	0	0	22
Mike Allison	L	15	0	3	3	0	10	0	0	0	7
Allan Bester	G	30	0	3	3	0	6	0	0	0	0
Brian Curran	D	7	0	1	1	3	19	0	0	0	1
Marty Dallman	C	2	0	1	1	1	0	0	0	0	1
Ted Fauss	D	13	0	1	1	6	4	0	0	0	2
Mike Stothers	D	18	0	1	1	-6	42	0	0	0	0
Leigh Verstraete	R	3	0	1	1	-2	9	0	0	0	0
Wes Jarvis	C	1	0	0	0	0	0	0	0	0	0
Derek Laxdal	R	5	0	0	0	0	6	0	0	0	2
Chris McRae	L	11	0	0	0	0	65	0	0	0	0
Jeff Reese	G	5	0	0	0	0	0	0	0	0	0

PLAYER	POS	GP	W	L	T/O	GA	SV%	GAA	SO	PIM	MIN
Ken Wregget	G	56	12	35	4	222	.870	4.44	2	40	3000
Allan Bester	G	30	8	12	5	102	.884	3.81	2	6	1607
Jeff Reese	G	5	1	2	1	17	.867	4.10	0	0	249

**HOME ARENA**

Maple Leaf Gardens (Capacity: 16,382)

**PLAYOFF RESULT**

Lost Division Semi-Final

**UNIFORMS**

HOME

AWAY



GP	DATE	OPPONENT	RESULT
1	Oct 8	@ Chicago	7-5 W
2	Oct 10	New Jersey	5-2 W
3	Oct 14	@ Min. North Stars	3-4 L
4	Oct 16	@ Detroit	2-3 L
5	Oct 17	Detroit	7-4 W
6	Oct 21	Montreal	3-10 L
7	Oct 24	Min. North Stars	4-7 L
8	Oct 28	NY Islanders	5-2 W
9	Oct 29	@ Pittsburgh	4-0 W
10	Oct 31	Chicago	6-5 W
11	Nov 4	Wpg. Jets	7-3 W
12	Nov 5	@ Boston	7-6 W
13	Nov 7	St. Louis	3-4 L
14	Nov 9	@ Montreal	1-3 L
15	Nov 11	Boston	2-3 L
16	Nov 14	@ Philadelphia	6-0 W
17	Nov 15	@ Buffalo	4-5 L
18	Nov 18	St. Louis	3-6 L
19	Nov 19	@ St. Louis	3-3 T
20	Nov 21	Los Angeles	6-6 T
21	Nov 24	@ NY Islanders	4-3 W
22	Nov 25	@ NY Rangers	3-5 L
23	Nov 28	Hfd. Whalers	2-4 L
24	Dec 1	@ Min. North Stars	2-3 L (OT)
25	Dec 3	@ Calgary	3-4 L
26	Dec 5	@ Edmonton	2-5 L
27	Dec 7	Detroit	5-4 W (OT)
28	Dec 12	NY Rangers	4-3 W
29	Dec 13	@ Chicago	1-5 L
30	Dec 15	Washington	5-3 W
31	Dec 18	@ Washington	2-4 L
32	Dec 19	Chicago	2-6 L
33	Dec 21	Min. North Stars	0-0 T
34	Dec 23	@ St. Louis	5-1 W
35	Dec 26	Montreal	2-4 L
36	Dec 28	Washington	4-4 T
37	Dec 30	@ Hfd. Whalers	1-3 L
38	Jan 2	Buffalo	4-6 L
39	Jan 4	Vancouver	7-7 T
40	Jan 6	Min. North Stars	5-5 T
41	Jan 8	@ Chicago	3-7 L
42	Jan 10	@ Wpg. Jets	3-4 L
43	Jan 13	@ Min. North Stars	3-3 T
44	Jan 15	@ New Jersey	3-7 L
45	Jan 16	Pittsburgh	3-4 L
46	Jan 18	@ Detroit	3-4 L
47	Jan 21	Que. Nordiques	4-5 L
48	Jan 23	Chicago	2-3 L
49	Jan 25	Calgary	3-11 L
50	Jan 27	Los Angeles	5-2 W
51	Jan 29	@ Detroit	3-3 T
52	Jan 30	Detroit	5-5 T
53	Feb 1	St. Louis	4-5 L
54	Feb 4	@ Philadelphia	1-6 L
55	Feb 5	@ Buffalo	2-5 L
56	Feb 7	@ Hfd. Whalers	2-4 L
57	Feb 11	NY Islanders	4-3 W
58	Feb 13	Philadelphia	7-4 W
59	Feb 14	New Jersey	2-7 L
60	Feb 17	@ Edmonton	4-4 T
61	Feb 19	@ Vancouver	5-0 W
62	Feb 20	@ Los Angeles	0-3 L
63	Feb 22	@ Min. North Stars	2-4 L
64	Feb 24	Min. North Stars	4-2 W
65	Feb 27	St. Louis	2-6 L
66	Mar 2	Que. Nordiques	3-4 L
67	Mar 3	@ Boston	3-5 L
68	Mar 5	Wpg. Jets	1-10 L
69	Mar 8	@ St. Louis	2-3 L
70	Mar 9	@ Chicago	3-4 L
71	Mar 12	Chicago	6-4 W
72	Mar 15	@ Que. Nordiques	2-3 L
73	Mar 16	@ Pittsburgh	2-5 L
74	Mar 19	NY Rangers	3-4 L
75	Mar 22	@ Vancouver	3-5 L
76	Mar 24	@ Calgary	1-7 L
77	Mar 26	@ St. Louis	2-3 L (OT)
78	Mar 28	Edmonton	4-6 L
79	Apr 1	@ Detroit	3-7 L
80	Apr 2	Detroit	5-3 W



1988-89

(28-46-6 / 62 Points / 5th in Norris Division)

**GENERAL MANAGER:** Gord Stellick**HEAD COACH:** John Brophy (11-20-2), George Armstrong (17-26-4)**CAPTAIN:** None

PLAYER	POS	GP	G	A	PTS	+/-	PIM	PP	SH	GW	S
Ed Olczyk	C	80	38	52	90	0	75	11	2	4	249
Gary Leeman	R	61	32	43	75	5	66	7	1	3	195
Vincent Damphousse	C	80	26	42	68	-8	75	6	0	4	190
Tom Fergus	C	80	22	45	67	-38	48	10	1	3	151
Daniel Marois	R	76	31	23	54	-4	76	7	0	4	146
Mark Osborne	L	75	16	30	46	-5	112	5	0	1	118
Al Iafate	D	65	13	20	33	3	72	1	2	3	105
Dave Reid	L	77	9	21	30	12	22	1	1	0	87
Todd Gill	D	59	11	14	25	-3	72	0	0	1	92
Craig Laughlin	R	66	10	13	23	-22	41	0	0	0	87
Borje Salming	D	63	3	17	20	7	86	1	0	0	58
Peter Ihnacak	C	26	2	16	18	3	10	0	0	0	30
Brad Marsh	D	80	1	15	16	-16	79	0	0	0	69
Derek Laxdal	R	41	9	6	15	-11	65	1	0	0	41
Al Secord	L	40	5	10	15	-13	71	1	0	1	52
Chris Kotsopoulos	D	57	1	14	15	-4	44	0	0	0	66
Dan Daoust	C	68	7	5	12	-20	54	0	2	1	66
Wendell Clark	L/D	15	7	4	11	-3	66	3	0	1	30
Darren Veitch	D	37	3	7	10	-17	16	1	0	0	69
Rick Lanz	D	32	1	9	10	-17	18	0	0	1	56
Luke Richardson	D	55	2	7	9	-15	106	0	0	0	59
Paul Gagne	L	16	3	2	5	-8	6	1	0	1	14
Brian Curran	D	47	1	4	5	0	185	0	0	0	18
Darryl Shannon	D	14	1	3	4	5	6	0	0	0	16
John Kordic	R	46	1	2	3	-13	185	0	0	0	33
Ken Wregget	G	32	0	3	3	0	20	0	0	0	0
Russ Courtinall	R	9	1	1	2	-2	4	0	1	0	11
Allan Bester	G	43	0	2	2	0	2	0	0	0	0
Ken Hammond	D	14	0	2	2	-13	12	0	0	0	9
Tim Armstrong	C	11	1	0	1	-2	6	0	0	0	5
Mike Blaisdell	R	9	1	0	1	-5	4	0	0	0	8
Ken Yaremchuk	C	11	1	0	1	-5	2	0	0	0	13
Sean McKenna	R	3	0	1	1	-1	0	0	0	0	1
Scott Pearson	L	9	0	1	1	0	2	0	0	0	6
Marty Dallman	C	4	0	0	0	0	0	0	0	0	2
Paul Lawless	L	7	0	0	0	-2	0	0	0	0	11
Chris McRae	L	3	0	0	0	0	12	0	0	0	0
Jeff Reese	G	10	0	0	0	0	4	0	0	0	0
Doug Shedden	C	1	0	0	0	-1	2	0	0	0	2

PLAYER	POS	GP	W	L	T/O	GA	SV%	GAA	SO	PIM	MIN
Allan Bester	G	43	17	20	3	156	.890	3.80	2	2	2460
Ken Wregget	G	32	9	20	2	139	.866	4.42	0	20	1888
Jeff Reese	G	10	2	6	1	40	.860	4.94	0	4	486

**HOME ARENA**

Maple Leaf Gardens (Capacity: 16,382)

**PLAYOFF RESULT**

Out of Playoffs

**UNIFORMS**

HOME

AWAY



GP	DATE	OPPONENT	RESULT
1	Oct 6	@ Boston	1-2 L
2	Oct 8	Chicago	7-4 W
3	Oct 9	@ Chicago	8-4 W
4	Oct 12	St. Louis	2-4 L
5	Oct 14	@ Washington	3-1 W
6	Oct 15	Detroit	3-5 L
7	Oct 17	@ Montreal	6-2 W
8	Oct 19	Buffalo	4-2 W
9	Oct 21	@ Detroit	4-2 W
10	Oct 22	Calgary	3-3 T
11	Oct 25	@ NY Islanders	4-3 W
12	Oct 26	@ Min. North Stars	3-2 W
13	Oct 29	@ St. Louis	2-3 L
14	Nov 2	Boston	2-7 L
15	Nov 5	Los Angeles	4-6 L
16	Nov 10	@ Pittsburgh	1-5 L
17	Nov 12	Edmonton	2-6 L
18	Nov 14	Min. North Stars	4-5 L
19	Nov 16	Pittsburgh	8-5 W
20	Nov 18	@ Wpg. Jets	0-3 L
21	Nov 19	@ Edmonton	1-9 L
22	Nov 21	St. Louis	4-0 W
23	Nov 23	Chicago	4-3 W
24	Nov 25	@ Min. North Stars	3-5 L
25	Nov 26	Min. North Stars	3-6 L
26	Dec 1	@ Los Angeles	3-9 L
27	Dec 3	@ St. Louis	0-3 L
28	Dec 9	@ Detroit	3-4 L
29	Dec 10	Detroit	2-8 L
30	Dec 12	Calgary	4-4 T
31	Dec 14	Edmonton	2-8 L
32	Dec 15	@ New Jersey	3-6 L
33	Dec 17	Philadelphia	1-7 L
34	Dec 19	St. Louis	4-3 W
35	Dec 21	Pittsburgh	1-6 L
36	Dec 23	@ Buffalo	2-5 L
37	Dec 26	NY Islanders	3-4 L
38	Dec 29	@ Que. Nordiques	6-5 W
39	Dec 31	Que. Nordiques	6-1 W
40	Jan 1	@ Chicago	3-3 T
41	Jan 6	@ Washington	0-3 L
42	Jan 7	Buffalo	1-6 L
43	Jan 9	Vancouver	3-0 W
44	Jan 11	Washington	2-3 L
45	Jan 14	Montreal	3-5 L
46	Jan 16	Hfd. Whalers	5-3 W
47	Jan 19	Min. North Stars	3-3 T
48	Jan 21	@ Montreal	3-4 L
49	Jan 25	Boston	1-2 L (OT)
50	Jan 27	@ Detroit	1-8 L
51	Jan 28	NY Rangers	1-1 T
52	Jan 30	@ Chicago	1-7 L
53	Feb 2	@ NY Islanders	4-1 W
54	Feb 4	Chicago	1-3 L
55	Feb 11	Philadelphia	4-3 W
56	Feb 13	@ New Jersey	1-8 L
57	Feb 15	Hfd. Whalers	2-4 L
58	Feb 17	@ NY Rangers	10-6 W
59	Feb 18	New Jersey	5-3 W
60	Feb 20	@ Los Angeles	4-5 L
61	Feb 22	Calgary	4-3 W (OT)
62	Feb 23	@ Vancouver	1-2 L (OT)
63	Feb 25	@ Min. North Stars	4-2 W
64	Feb 27	St. Louis	5-7 L
65	Mar 1	@ NY Rangers	4-7 L
66	Mar 4	Chicago	3-3 T
67	Mar 5	@ Hfd. Whalers	0-3 L
68	Mar 7	@ Que. Nordiques	6-4 W
69	Mar 9	@ St. Louis	1-4 L
70	Mar 11	Detroit	5-3 W
71	Mar 12	@ Wpg. Jets	7-9 L
72	Mar 14	@ Min. North Stars	5-3 W
73	Mar 18	Wpg. Jets	2-10 L
74	Mar 19	@ Philadelphia	6-8 L
75	Mar 22	Vancouver	5-3 W
76	Mar 24	@ Detroit	2-6 L
77	Mar 25	Detroit	6-5 W
78	Mar 29	Min. North Stars	3-1 W
79	Apr 1	@ St. Louis	3-4 L (OT)
80	Apr 2	@ Chicago	3-4 L (OT)



1989-90

(38-38-4 / 80 Points / 3rd in Norris Division)

GENERAL MANAGER: Floyd Smith

HEAD COACH: Doug Carpenter

CAPTAIN: Rob Ramage

PLAYER	POS	GP	G	A	PTS	+	-	PIM	PP	SH	GW	S
Gary Leeman	R	80	51	44	95	4	63	14	1	5	256	
Vincent Damphousse	C	80	33	61	94	2	56	9	0	5	229	
Ed Olczyk	C	79	32	56	88	0	78	6	0	4	208	
Daniel Marois	R	68	39	37	76	1	82	14	0	3	183	
Mark Osborne	L	78	23	50	73	2	91	3	1	6	137	
Al Iafrate	D	75	21	42	63	-4	135	6	1	0	153	
Tom Kurvers	D	70	15	37	52	-8	29	9	1	1	156	
Rob Ramage	D	80	8	41	49	-1	202	3	0	1	196	
Tom Fergus	C	54	19	26	45	-18	62	4	0	2	120	
Lou Franceschetti	R	80	21	15	36	-12	127	0	2	4	76	
Dave Reid	L	70	9	19	28	-8	9	0	4	1	97	
Wendel Clark	L/D	38	18	8	26	2	116	7	0	2	85	
Dan Daoust	C	65	7	11	18	1	89	0	4	0	53	
Gilles Thibault	C	21	7	11	18	6	13	3	0	2	44	
Luke Richardson	D	67	4	14	18	-1	122	0	0	0	80	
John McIntyre	C	59	5	12	17	-12	117	0	1	1	44	
Dave Hannan	C	39	6	9	15	-12	55	0	1	0	39	
Scott Pearson	L	41	5	10	15	-7	90	0	0	1	66	
Todd Gill	D	48	1	14	15	-8	92	0	0	0	44	
Brad Marsh	D	79	1	13	14	14	95	0	0	0	50	
John Kordic	R	55	9	4	13	-8	252	3	0	0	48	
Brian Curran	D	72	2	9	11	-2	301	0	0	0	21	
Bobby Reynolds	L	7	1	1	2	-3	0	0	0	0	13	
Allan Bester	G	42	0	2	2	0	4	0	0	0	0	
Peter Ihnacak	C	5	0	2	2	3	0	0	0	0	5	
Mark LaForest	G	27	0	1	1	0	23	0	0	0	0	
Paul Lawless	L	6	0	1	1	-4	0	0	0	0	6	
Jeff Reese	G	21	0	1	1	0	10	0	0	0	0	
Darryl Shannon	D	10	0	1	1	-10	12	0	0	0	16	
Jack Capuano	D	1	0	0	0	-1	0	0	0	0	1	
Tie Domi	R	2	0	0	0	0	42	0	0	0	0	
Rocky Dundas	R	5	0	0	0	-1	14	0	0	0	1	
Peter Ing	G	3	0	0	0	0	0	0	0	0	0	
Sean McKenna	R	5	0	0	0	-3	20	0	0	0	6	
Mike Stevens	L	1	0	0	0	0	0	0	0	0	2	

PLAYER	POS	GP	W	L	T/O	GA	SV%	GAA	SO	PIM	MIN
Allan Bester	G	42	20	16	0	165	.873	4.49	0	4	2206
Mark LaForest	G	27	9	14	0	87	.886	3.89	0	23	1343
Jeff Reese	G	21	9	6	3	81	.871	4.41	0	10	1101
Peter Ing	G	3	0	2	1	18	.832	5.93	0	0	182

## HOME ARENA

Maple Leaf Gardens (Capacity: 16,382)

## PLAYOFF RESULT

Lost Division Semi-Final

## UNIFORMS



GP	DATE	OPPONENT	RESULT
1	Oct 5	@ Los Angeles	2-4 L
2	Oct 7	@ St. Louis	8-5 W
3	Oct 11	Buffalo	1-7 L
4	Oct 12	@ Chicago	6-9 L
5	Oct 14	Wpg. Jets	1-5 L
6	Oct 17	@ Pittsburgh	5-7 L
7	Oct 18	Vancouver	4-3 W
8	Oct 21	Washington	8-4 W
9	Oct 23	New Jersey	4-5 L
10	Oct 25	@ Pittsburgh	8-6 W
11	Oct 27	@ Buffalo	5-6 L (OT)
12	Oct 28	Detroit	6-4 W
13	Oct 31	@ Min. North Stars	6-4 W
14	Nov 3	@ Washington	1-2 L
15	Nov 4	Philadelphia	4-7 L
16	Nov 6	Min. North Stars	2-1 W
17	Nov 9	@ Philadelphia	4-1 W
18	Nov 11	Detroit	4-2 W
19	Nov 12	@ Min. North Stars	3-6 L
20	Nov 15	St. Louis	5-2 W
21	Nov 16	@ NY Islanders	2-6 L
22	Nov 18	@ Montreal	3-4 L (OT)
23	Nov 22	@ Min. North Stars	3-6 L
24	Nov 23	@ Boston	0-6 L
25	Nov 25	NY Rangers	7-4 W
26	Nov 29	@ Vancouver	3-2 W (OT)
27	Dec 2	@ Calgary	4-7 L
28	Dec 3	@ Edmonton	3-5 L
29	Dec 6	@ Chicago	4-6 L
30	Dec 7	@ St. Louis	5-2 W
31	Dec 9	Montreal	7-4 W
32	Dec 11	St. Louis	3-1 W
33	Dec 13	@ Detroit	4-2 W
34	Dec 16	Min. North Stars	3-4 L
35	Dec 18	St. Louis	6-3 W
36	Dec 20	@ Detroit	2-4 L
37	Dec 22	Chicago	5-3 W
38	Dec 23	Chicago	5-7 L
39	Dec 26	@ Boston	4-6 L
40	Dec 27	Detroit	7-7 T
41	Dec 30	Boston	7-6 W (OT)
42	Jan 3	Que. Nordiques	5-4 W
43	Jan 6	Los Angeles	7-4 W
44	Jan 8	Washington	8-6 W
45	Jan 10	NY Islanders	1-3 L
46	Jan 13	Calgary	6-5 W
47	Jan 15	Chicago	7-6 W
48	Jan 18	@ St. Louis	4-1 W
49	Jan 24	Min. North Stars	7-3 W
50	Jan 26	@ New Jersey	5-1 W
51	Jan 27	Montreal	3-5 L
52	Jan 31	@ Wpg. Jets	5-5 T
53	Feb 2	@ Detroit	2-5 L
54	Feb 3	Pittsburgh	8-4 W
55	Feb 6	@ St. Louis	4-6 L
56	Feb 7	St. Louis	7-1 W
57	Feb 10	@ Hfd. Whalers	2-6 L
58	Feb 12	Los Angeles	5-3 W
59	Feb 14	Hfd. Whalers	6-6 T
60	Feb 15	@ Philadelphia	0-3 L
61	Feb 17	New Jersey	5-4 W
62	Feb 22	@ Calgary	2-12 L
63	Feb 23	@ Edmonton	6-5 W
64	Feb 26	@ Vancouver	2-5 L
65	Feb 28	Que. Nordiques	5-4 W
66	Mar 2	@ Detroit	2-3 L (OT)
67	Mar 3	Detroit	2-5 L
68	Mar 8	@ Hfd. Whalers	7-6 W
69	Mar 10	Edmonton	3-2 W
70	Mar 12	Min. North Stars	1-4 L
71	Mar 14	NY Rangers	2-8 L
72	Mar 16	@ Buffalo	4-3 W
73	Mar 17	Wpg. Jets	4-5 L (OT)
74	Mar 19	Chicago	2-3 L
75	Mar 21	@ NY Rangers	5-5 T
76	Mar 24	@ Que. Nordiques	4-3 W (OT)
77	Mar 26	@ Min. North Stars	4-5 L
78	Mar 28	NY Islanders	3-6 L
79	Mar 29	@ Chicago	2-4 L
80	Mar 31	Chicago	6-4 W



1990-91

(23-46-11 / 57 Points / 5th in Norris Division)

GENERAL MANAGER: Floyd Smith

HEAD COACH: Doug Carpenter (1-9-1), Tom Watt (22-37-10)

CAPTAIN: Rob Ramage

PLAYER	POS	GP	G	A	PTS	+	-	PIM	PP	SH	GW	S
Vincent Damphousse	C	79	26	47	73	-31	65	10	1	4	247	
Mike Krushelnyski	L/C	59	17	22	39	-6	48	2	2	1	98	
Dave Ellett	D	60	8	30	38	-4	69	5	0	1	154	
Rob Ramage	D	80	10	25	35	-2	173	5	0	2	169	
Wendel Clark	L	63	18	16	34	-5	152	4	0	2	181	
Dave Hannan	C	74	11	23	34	-9	82	0	1	2	72	
Daniel Marois	R	78	21	9	30	-16	112	6	0	1	152	
Gary Leeman	R	52	17	12	29	-25	39	4	0	1	135	
Dave Reid	L	69	15	13	28	-10	18	1	8	0	110	
Peter Zezel	C	32	14	14	28	-7	4	6	0	5	69	
Michel Petit	D	54	9	19	28	-19	132	3	1	2	95	
Todd Gill	D	72	2	22	24	-4	113	0	0	0	90	
Lucien DeBlois	C	38	10	12	22	-4	30	0	1	0	57	
Doug Shedden	C	23	8	10	18	2	10	4	0	0	35	
Al Iafrate	D	42	3	15	18	-15	113	2	0	0	51	
Mike Foligno	R	37	8	7	15	-3	65	1	0	0	56	
Paul Fenton	L	30	5	10	15	-3	0	1	1	0	46	
Kevin Maguire	R	63	9	5	14	-10	180	1	0	0	52	
Ed Olczyk	C	18	4	10	14	-7	13	0	0	0	45	
Brian Bradley	C	26	0	11	11	-7	20	0	0	0	32	
Aaron Broten	L/C	27	6	4	10	12	32	0	0	1	45	
Luke Richardson	D	78	1	9	10	-28	238	0	0	0	68	
Tom Fergus	C	14	5	4	9	-5	8	2	0	0	17	
Gilles Thibault	C	20	2	7	9	-7	4	0	0	0	36	
Mark Osborne	L	18	3	3	6	-10	4	1	1	0	32	
Rob Ramage	L/R	25	2	4	6	-5	21	2	0	1	18	
Joe Sacco	D	13	2	4	6	-11	10	1	0	0	15	
Mike Millar	R	20	0	5	5	-5	2	0	0	0	20	
Scott Thornton	R	7	2	2	4	-1	2	0	0	0	11	
Alexander Godynuk	L	33	1	3	4	-15	30	0	0	0	31	
Tom Kurvers	D	18	0	3	3	-3	16	0	0	0	15	
John McIntyre	D	19	0	3	3	-12	8	0	0	0	23	
Lou Franceschetti	C	13	0	3	3	0	25	0	0	0	7	
Claude Loiselle	R	16	1	1	2	-2	30	0	0	0	7	
Drake Berehowsky	C	7	1	1	2	0	2	0	0	0	10	
Jeff Reese	D	8	0	1	1	-6	25	0	0	0	4	
Darryl Shannon	G	30	0	1	1	0	0	0	0	0	0	
Darren Veitch	D	10	0	1	1	1	0	0	0	0	3	
Allan Bester	D	2	0	1	1	-4	0	0	0	0	2	
Brian Curran	G	6	0	0	0	0	0	0	0	0	0	
Peter Ing	D	4	0	0	0	-2	7	0	0	0	0	
Greg Johnston	G	56	0	0	0	0	6	0	0	0	0	
John Kordic	R	1	0	0	0	0	9	0	0	0	1	
Brad Marsh	D	22	0	0	0	-6	15	0	0	0	18	
Scott Pearson	L	12	0	0	0	-5	20	0	0	0	13	
Damian Rhodes	G	1	0	0	0	0	0	0	0	0	0	
Jeff Serowik	D	1	0	0	0	0	0	0	0	0	1	

PLAYER	POS	GP	W	L	T/O	GA	SV%	GAA	SO	PIM	MIN
Peter Ing	G	56	16	29	8	200	.883	3.84	1	6	3126
Jeff Reese	G	30	6	13	3	92	.868	3.86	1	0	1430
Allan Bester	G	6	0	4	0	18	.860	4.37	0	0	247
Damian Rhodes	G	1	1	0	0	1	.962	1.00	0	0	60

## HOME ARENA

Maple Leaf Gardens (Capacity: 16,382)

## PLAYOFF RESULT

Out of Playoffs

## UNIFORMS



GP	DATE	OPPONENT	RESULT
1	Oct 4	@ Wpg. Jets	1-7 L
2	Oct 6	@ Calgary	1-4 L
3	Oct 7	@ Edmonton	2-3 L
4	Oct 10	Que. Nordiques	5-8 L
5	Oct 13	Detroit	3-3 T
6	Oct 17	Hfd. Whalers	1-3 L
7	Oct 18	@ Chicago	0-3 L
8	Oct 20	Chicago	6-2 W
9	Oct 22	@ NY Rangers	1-5 L
10	Oct 24	St. Louis	3-8 L
11	Oct 25	@ St. Louis	5-8 L
12	Oct 27	Buffalo	1-3 L
13	Oct 30	Min. North Stars	5-4 W
14	Nov 1	@ Detroit	4-5 L
15	Nov 3	Calgary	3-7 L
16	Nov 4	Philadelphia	1-7 L
17	Nov 6	@ NY Islanders	3-4 L
18	Nov 8	Vancouver	3-5 L
19	Nov 10	Chicago	1-5 L
20	Nov 12	Wpg. Jets	5-2 W
21	Nov 14	Washington	5-3 W
22	Nov 17	Detroit	4-8 L
23	Nov 19	Boston	2-5 L
24	Nov 21	@ Washington	3-5 L
25	Nov 23	@ Philadelphia	1-4 L
26	Nov 24	Edmonton	1-4 L
27	Nov 27	@ St. Louis	4-3 W (OT)
28	Nov 29	@ Vancouver	1-2 L
29	Dec 1	@ Los Angeles	4-3 W
30	Dec 5	Min. North Stars	2-3 L
31	Dec 6	@ Min. North Stars	2-1 W (OT)
32	Dec 8	Chicago	1-2 L
33	Dec 12	Montreal	4-1 W
34	Dec 15	St. Louis	2-4 L
35	Dec 18	@ NY Islanders	2-2 T
36	Dec 19	@ NY Rangers	4-1 W
37	Dec 22	@ Washington	5-2 W
38	Dec 23	New Jersey	2-4 L
39	Dec 27	St. Louis	6-4 W
40	Dec 29	Pittsburgh	6-3 W
41	Jan 3	@ Min. North Stars	3-3 T
42	Jan 5	Los Angeles	2-4 L
43	Jan 8	Calgary	3-5 L
44	Jan 10	@ Chicago	2-7 L
45	Jan 12	Hfd. Whalers	2-2 T
46	Jan 14	Buffalo	3-9 L
47	Jan 17	Pittsburgh	5-6 L (OT)
48	Jan 22	@ Que. Nordiques	4-4 T
49	Jan 23	@ Montreal	3-5 L
50	Jan 26	@ Chicago	1-7 L
51	Jan 28	Min. North Stars	4-0 W
52	Feb 1	@ Detroit	1-4 L
53	Feb 2	Detroit	2-5 L
54	Feb 4	St. Louis	6-5 W (OT)
55	Feb 6	@ Wpg. Jets	5-5 T
56	Feb 7	@ Min. North Stars	2-4 L
57	Feb 9	NY Islanders	3-2 W
58	Feb 13	Philadelphia	3-6 L
59	Feb 16	Edmonton	3-2 W
60	Feb 17	@ Buffalo	3-0 W
61	Feb 19	@ St. Louis	2-3 L
62	Feb 21	@ Pittsburgh	4-11 L
63	Feb 23	@ Montreal	3-3 T
64	Feb 25	Detroit	4-5 L (OT)
65	Feb 27	New Jersey	7-3 W
66	Mar 2	NY Rangers	2-5 L
67	Mar 3	@ Hfd. Whalers	4-4 T
68	Mar 5	Boston	6-3 W
69	Mar 7	Vancouver	3-2 L
70	Mar 9	@ Boston	0-2 L
71	Mar 12	@ Que. Nordiques	4-3 W
72	Mar 13	@ New Jersey	2-3 L
73	Mar 16	Min. North Stars	4-3 W (OT)
74	Mar 17	@ Min. North Stars	3-4 L
75	Mar 20	@ Los Angeles	4-4 T
76	Mar 22	@ Detroit	3-1 W
77	Mar 23	Detroit	4-1 W
78	Mar 26	Chicago	2-2 T
79	Mar 28	@ Chicago	3-5 L
80	Mar 30	@ St. Louis	2-5 L





1991-92

(30-43-7 / 67 Points / 5th in Norris Division)

GENERAL MANAGER: Cliff Fletcher

HEAD COACH: Tom Watt

CAPTAIN: Wendel Clark

PLAYER	POS	GP	G	A	PTS	+	-	PIM	PP	SH	GW	S
Glenn Anderson	R	72	24	33	57	-13	100	5	0	4	188	
Dave Ellett	R	79	18	33	51	-13	95	9	1	4	225	
Peter Zedel	C	64	16	33	49	-22	26	4	0	1	125	
Doug Gilmour	C	40	15	34	49	13	32	6	0	3	104	
Wendel Clark	L	43	19	21	40	-14	123	7	0	4	158	
Brian Bradley	C	59	10	21	31	-3	48	4	0	3	78	
Mike Bullard	C	65	14	14	28	-19	40	7	0	0	140	
Daniel Marois	R	63	15	11	26	-36	76	4	0	0	140	
Rob Pearson	R	47	14	10	24	-16	58	6	0	0	79	
Mike Krushelnyski	L/C	72	9	15	24	-5	72	0	2	1	100	
Bob Rouse	D	79	3	19	22	-20	97	1	0	0	115	
Gary Leeman	R	34	7	13	20	-1	44	3	0	0	91	
Lucien DeBlois	C	54	8	11	19	-3	39	0	1	1	75	
Todd Gill	D	74	2	15	17	-22	91	1	0	0	82	
Jamie Macoun	D	39	3	13	16	0	18	2	0	0	71	
Ric Nattress	D	36	2	14	16	-1	32	0	0	1	43	
Claude Loiselle	C	64	6	9	15	-21	102	1	0	1	91	
Guy Larose	C	34	9	5	14	-8	27	0	0	0	60	
Mike Foligno	R	33	6	8	14	-3	50	2	0	1	41	
Michel Petit	D	34	1	13	14	-17	85	1	0	1	61	
Craig Berube	L	40	5	7	12	-2	109	1	0	1	42	
Joe Sacco	R	17	7	4	11	8	4	0	0	1	40	
Darryl Shannon	D	48	2	8	10	-17	23	1	0	0	50	
Alexander Godynuk	D	31	3	6	9	-12	59	1	0	1	30	
Rob Cimetta	L/R	24	4	3	7	5	12	0	0	0	31	
Bob Halkidis	D	46	3	3	6	-9	145	0	0	0	36	
Mark Osborne	L	11	3	1	4	-2	8	0	2	0	16	
Dave Hannan	C	35	2	2	4	-10	16	0	1	0	24	
Tom Fergus	C	11	1	3	4	-11	4	0	0	0	24	
Kent Manderville	C	15	0	4	4	1	0	0	0	0	14	
Dave McLlwain	C/R	11	1	2	3	1	4	0	0	0	12	
Mike Eastwood	C	9	0	2	2	-4	4	0	0	0	6	
Kevin Maguire	R	8	1	0	1	-4	4	0	0	0	8	
Dmitri Mironov	D	7	1	0	1	-4	0	0	0	1	7	
Grant Fuhr	G	66	0	1	1	0	4	0	0	0	0	
Greg Johnston	R	3	0	1	1	-1	5	0	0	0	2	
Kevin McClelland	R	18	0	1	1	-3	33	0	0	0	5	
Ken Baumgartner	L	11	0	0	0	1	23	0	0	0	5	
Drake Berehowsky	D	1	0	0	0	0	0	0	0	0	0	
Len Esau	D	2	0	0	0	0	0	0	0	0	0	
Todd Hawkins	L/R	2	0	0	0	0	0	0	0	0	0	
Ken Linseman	C	2	0	0	0	-2	2	0	0	0	0	
Felix Potvin	G	4	0	0	0	0	0	0	0	0	0	
Jeff Reese	G	8	0	0	0	0	0	0	0	0	0	
Dave Tomlinson	C	3	0	0	0	-1	2	0	0	0	6	
Rick Wamsley	G	8	0	0	0	0	0	0	0	0	0	

PLAYER	POS	GP	W	L	T/O	GA	SV%	GAA	SO	PIM	MIN
Grant Fuhr	G	66	25	33	5	230	.881	3.66	2	4	3774
Rick Wamsley	G	8	4	3	0	27	.876	3.79	0	0	428
Jeff Reese	G	8	1	5	1	20	.905	2.91	1	0	413
Felix Potvin	G	4	0	2	1	8	.933	2.29	0	0	210

## HOME ARENA

Maple Leaf Gardens (Capacity: 15,842)

## PLAYOFF RESULT

Out of Playoffs

## UNIFORMS



\*The NHLPA went on strike on April 1, suspending play indefinitely. The strike was quickly settled after 10 days and all affected games were re-scheduled. Play resumed on April 12 and as a result of the layoff, the playoffs extended to the month of June for the first time in NHL history.



1992-93

(44-29-11 / 99 Points / 3rd in Norris Division)

GENERAL MANAGER: Cliff Fletcher

HEAD COACH: Pat Burns

CAPTAIN: Wendel Clark

PLAYER	POS	GP	G	A	PTS	+	-	PIM	PP	SH	GW	S
Doug Gilmour	C	83	32	95	127	32	100	15	3	2	211	
Nikolai Borschevsky	R	78	34	40	74	33	28	12	0	4	204	
Glenn Anderson	R	76	22	43	65	19	117	11	0	3	161	
Todd Gill	D	69	11	32	43	4	66	5	0	2	113	
John Cullen	C	47	13	28	41	-8	53	10	0	1	86	
Dave Ellett	D	70	6	34	40	19	46	4	0	1	186	
Mike Krushelnyski	L/C	84	19	20	39	3	62	6	2	3	130	
Wendel Clark	L	66	17	22	39	2	193	2	0	5	146	
Dave Andreychuk	L	31	25	13	38	12	8	12	0	2	139	
Rob Pearson	R	78	23	14	37	-2	211	8	0	3	164	
Peter Zedel	C	70	12	23	35	0	24	0	0	4	102	
Dmitri Mironov	D	59	7	24	31	-1	40	4	0	1	105	
Mark Osborne	L	76	12	14	26	-7	89	0	2	2	110	
Drake Berehowsky	D	41	4	15	19	1	61	1	0	1	41	
Jamie Macoun	D	77	4	15	19	3	55	2	0	1	114	
Dave McLlwain	C/R	66	14	4	18	-18	30	1	1	3	85	
Mike Foligno	R	55	13	5	18	2	84	5	0	2	95	
Bill Berg	L	58	7	8	15	-1	54	0	1	2	83	
Bob Rouse	D	82	3	11	14	7	130	0	1	1	78	
Sylvain Lefebvre	D	81	2	12	14	8	90	0	0	0	81	
Joe Sacco	R	23	4	4	8	-4	8	0	0	0	38	
Mike Eastwood	C	12	1	6	7	-2	21	0	0	0	11	
Kent Manderville	C	18	1	1	2	-9	17	0	0	1	15	
Ken Baumgartner	L	63	1	0	1	-11	155	0	0	0	23	
Bob McGill	D	19	1	0	1	5	34	0	0	0	8	
Felix Potvin	G	48	0	1	1	0	4	0	0	0	0	
Grant Fuhr	G	29	0	0	0	0	0	0	0	0	0	
Guy Larose	C	9	0	0	0	-3	8	0	0	0	8	
Ken McRae	C	2	0	0	0	-1	2	0	0	0	3	
Darren Puppa	G	8	0	0	0	0	0	0	0	0	0	
Darryl Shannon	D	16	0	0	0	-5	11	0	0	0	10	
Dave Tomlinson	C	3	0	0	0	0	2	0	0	0	1	
Rick Wamsley	G	3	0	0	0	0	0	0	0	0	0	

PLAYER	POS	GP	W	L	T/O	GA	SV%	GAA	SO	PIM	MIN
Felix Potvin	G	48	25	15	7	116	.910	2.50	2	4	2781
Grant Fuhr	G	29	13	9	4	87	.895	3.14	1	0	1665
Darren Puppa	G	8	6	2	0	18	.922	2.25	2	0	479
Rick Wamsley	G	3	0	3	0	15	.835	5.63	0	0	160

## HOME ARENA

Maple Leaf Gardens (Capacity: 15,842)

## PLAYOFF RESULT

Lost Conference Final

## UNIFORMS



\*Game played at Copps Coliseum in Hamilton, ON.

GP	DATE	OPPONENT	RESULT
1	Oct 6	Washington	5-6 L
2	Oct 10	@ Calgary	2-3 L
3	Oct 11	@ Edmonton	3-3 T
4	Oct 15	Tampa Bay	5-3 W
5	Oct 17	Chicago	4-3 W
6	Oct 18	Min. North Stars	1-5 L
7	Oct 20	Ottawa	5-3 W*
8	Oct 22	@ Tampa Bay	5-2 W
9	Oct 24	San Jose	5-1 W
10	Oct 28	Buffalo	4-4 T
11	Oct 30	@ Detroit	1-7 L
12	Oct 31	Detroit	3-1 W
13	Nov 5	@ Chicago	0-1 L
14	Nov 7	@ Pittsburgh	4-2 W
15	Nov 9	@ Ottawa	3-1 W
16	Nov 14	@ Boston	4-1 W
17	Nov 16	St. Louis	2-2 T
18	Nov 17	@ Que. Nordiques	1-3 L*
19	Nov 19	@ San Jose	2-0 W
20	Nov 21	@ Los Angeles	4-6 L
21	Nov 24	Tampa Bay	2-3 L
22	Nov 26	Que. Nordiques	4-5 L (OT)
23	Nov 28	Los Angeles	3-2 W
24	Dec 1	@ New Jersey	3-8 L
25	Dec 3	@ Chicago	3-4 L
26	Dec 5	Chicago	2-2 T
27	Dec 6	@ NY Rangers	0-6 L
28	Dec 9	Detroit	5-3 W
29	Dec 11	Calgary	3-6 L
30	Dec 15	@ Min. North Stars	5-6 L
31	Dec 19	Ottawa	5-1 W
32	Dec 20	@ Buffalo	4-5 L
33	Dec 22	@ Detroit	4-4 T
34	Dec 26	Detroit	1-5 L
35	Dec 27	@ St. Louis	6-3 W
36	Dec 29	@ NY Islanders	3-2 W
37	Dec 31	@ Pittsburgh	3-3 T
38	Jan 2	@ St. Louis	2-2 T
39	Jan 3	@ Detroit	4-2 W
40	Jan 6	Vancouver	2-5 L
41	Jan 8	San Jose	5-1 W
42	Jan 9	@ Montreal	5-4 W
43	Jan 11	Tampa Bay	4-2 W
44	Jan 13	St. Louis	4-3 W
45	Jan 16	Chicago	3-5 L
46	Jan 17	@ Chicago	3-5 L
47	Jan 19	@ St. Louis	5-1 W
48	Jan 21	@ Tampa Bay	6-1 W
49	Jan 23	Montreal	4-0 W
50	Jan 26	Min. North Stars	1-2 L
51	Jan 30	NY Rangers	3-1 W
52	Feb 1	@ St. Louis	1-1 T
53	Feb 3	NY Islanders	2-3 L
54	Feb 9	@ Tampa Bay	1-3 L
55	Feb 11	Vancouver	5-2 W
56	Feb 13	Min. North Stars	6-1 W
57	Feb 14	@ Min. North Stars	6-5 W
58	Feb 17	Calgary	4-2 W
59	Feb 19	Tampa Bay	4-1 W
60	Feb 20	Boston	4-4 T
61	Feb 22	@ Vancouver	8-1 W
62	Feb 25	@ San Jose	5-0 W
63	Feb 27	@ Los Angeles	5-2 W
64	Mar 3	Min. North Stars	3-1 W
65	Mar 5	@ Detroit	1-5 L
66	Mar 6	Wpg. Jets	4-2 W
67	Mar 9	@ Washington	1-3 L
68	Mar 10	Hfd. Whalers	5-3 W
69	Mar 12	Tampa Bay	8-2 W
70	Mar 15	@ Que. Nordiques	2-4 L
71	Mar 18	@ Tampa Bay	4-2 W
72	Mar 20	Edmonton	4-2 W
73	Mar 23	@ Wpg. Jets	5-4 W
74	Mar 25	@ Min. North Stars	3-3 T
75	Mar 27	@ Edmonton	6-2 W
76	Mar 28	Calgary	4-0 W
77	Mar 31	Los Angeles	5-5 T
78	Apr 3	New Jersey	1-0 W
79	Apr 4	@ Philadelphia	0-4 L
80	Apr 8	@ Wpg. Jets	3-5 L
81	Apr 10	Philadelphia	0-4 L
82	Apr 11	@ Hfd. Whalers	4-2 W
83	Apr 13	St. Louis	2-1 W (OT)
84	Apr 15	@ Chicago	2-3 L



1994-95

(21-19-8 / 50 Points / 4th in Central Division)

GENERAL MANAGER: Cliff Fletcher

HEAD COACH: Pat Burns

CAPTAIN: Doug Gilmour

PLAYER	POS	GP	G	A	PTS	+	-	PIM	PP	SH	GW	S
Mats Sundin	C	47	23	24	47	-5	14	9	0	4	173	
Dave Andreychuk	L	48	22	16	38	-7	34	8	0	2	168	
Mike Ridley	C	48	10	27	37	1	14	2	2	1	88	
Doug Gilmour	C	44	10	23	33	-5	26	3	0	1	73	
Todd Gill	D	47	7	25	32	-8	64	3	1	2	82	
Randy Wood	L/C	48	13	11	24	7	34	1	1	2	125	
Mike Gartner	R	38	12	8	20	0	6	2	1	1	91	
Dmitri Mironov	D	33	5	12	17	6	28	2	0	0	68	
Dave Ellett	D	33	5	10	15	-6	26	3	0	1	84	
Mike Craig	R	37	5	5	10	-12	12	1	0	1	61	
Mike Eastwood	C	36	5	5	10	-21	32	0	0	0	38	
Jamie Macoun	D	46	2	8	10	-6	75	1	0	0	84	
Kenny Jonsson	D	39	2	7	9	-8	16	0	0	1	50	
Garth Butcher	D	45	1	7	8	-5	59	0	0	0	24	
Warren Rychel	L	26	1	6	7	1	101	0	0	0	34	
Bill Berg	L	32	5	1	6	-11	26	0	0	2	57	
Benoit Hogue	C	12	3	3	6	0	0	1	0	1	16	
Terry Yake	C	19	3	2	5	1	2	1	0	2	26	
Nikolai Borschevsky	R	19	0	5	5	3	0	0	0	0	28	
Rich Sutter	R	18	0	3	3	-7	10	0	0	0	19	
Dixon Ward	R	22	0	3	3	-4	31	0	0	0	15	
Paul DiPietro	C	12	1	1	2	-6	6	0	0	0	19	
Drake Berehowsky	D	25	0	2	2	-10	15	0	0	0	12	
Grant Jennings	D	10	0	2	2	-6	7	0	0	0	9	
Tie Domi	R	9	0	1	1	1	31	0	0	0	12	
Darby Hendrickson	C	8	0	1	1	0	4	0	0	0	4	
Kent Manderville	C	36	0	1	1	-2	22	0	0	0	43	
Ken Baumgartner	L	2	0	0	0	0	5	0	0	0	1	
Ken Belanger	L	3	0	0	0	0	9	0	0	0	1	
David Harlock	L	1	0	0	0	-1	0	0	0	0	0	
Matt Martin	D	15	0	0	0	2	13	0	0	0	14	
Zdenek Nedved	R	1	0	0	0	0	2	0	0	0	0	
Felix Potvin	G	36	0	0	0	0	4	0	0	0	0	
Damian Rhodes	G	13	0	0	0	0	4	0	0	0	0	
Todd Warriner	L	5	0	0	0	-3	0	0	0	0	1	

PLAYER	POS	GP	W	L	T/O	GA	SV%	GAA	SO	PIM	MIN
Felix Potvin	G	36	15	13	7	104	.907	2.91	0	4	2144
Damian Rhodes	G	13	6	6	1	34	.916	2.68	0	4	760

## HOME ARENA

Maple Leaf Gardens (Capacity: 15,728)

## PLAYOFF RESULT

Lost Conference Quarter-Final

## UNIFORMS



\*A lockout of the players by the owners from October 1 to January 11 forced the NHL to reduce the 1994-95 schedule from 84 to 48 games, with teams playing only intra-conference games during the reduced season. As a result, the regular season extended into the month of May for the first and only time in NHL history.



Mats Sundin



1993-94

(43-29-12 / 98 Points / 2nd in Central Division)

GENERAL MANAGER: Cliff Fletcher

HEAD COACH: Pat Burns

CAPTAIN: Wendel Clark

PLAYER	POS	GP	G	A	PTS	+	-	PIM	PP	SH	GW	S
Doug Gilmour	C	83	27	84	111	25	105	10	1	3	167	
Dave Andreychuk	L	83	53	46	99	22	98	21	5	8	333	
Wendel Clark	L	64	46	30	76	10	115	21	0	8	275	
Dave Ellett	D	68	7	36	43	6	42	5	0	1	146	
Dmitri Mironov	D	76	9	27	36	5	78	3	0	0	147	
Glenn Anderson	R	73	17	18	35	-6	50	5	0	3	127	
Nikolai Borschevsky	R	45	14	20	34	6	10	7	0	1	105	
John Cullen	C	53	13	17	30	-2	67	2	0	4	80	
Rob Pearson	R	67	12	18	30	-6	189	1	0	4	119	
Jamie Macoun	D	82	3	27	30	-5	115	1	0	1	122	
Todd Gill	D	45	4	24	28	8	44	2	0	1	74	
Mark Osborne	L	73	9	15	24	2	145	1	1	2	103	
Bill Berg	L	83	8	11	19	-3	93	0	0	1	99	
Mike Eastwood	C	54	8	10	18	2	28	1	0	2	41	
Peter Zezel	C	41	8	8	16	5	19	0	0	0	47	
Kent Manderville	C	67	7	9	16	5	63	0	0	1	81	
Bob Rouse	D	63	5	11	16	8	101	1	1	0	77	
Mike Gartner	R	10	6	6	12	9	4	1	0	0	30	
Mike Krushelnyski	L/C	54	5	6	11	-5	28	1	0	1	71	
Sylvain Lefebvre	D	84	2	9	11	33	79	0	0	0	96	
Drake Berehowsky	D	49	2	8	10	-3	63	2	0	2	29	
Ken Baumgartner	L	64	4	4	8	-6	185	0	0	0	34	
Yanic Perreault	C	13	3	3	6	1	0	2	0	0	24	
Chris Govedaris	L	12	2	2	4	4	14	0	0	0	16	
Mark Greig	R	13	2	2	4	1	10	0	0	0	14	
Felix Potvin	G	66	0	4	4	0	4	0	0	0	0	
Guy Larose	C	10	1	2	3	-2	10	0	0	0	9	
Ken McRae	C	9	1	1	2	1	36	0	0	0	11	
David Sacco	R	4	1	1	2	-2	4	1	0	0	4	
Alexei Kudashov	C	25	1	0	1	-3	4	0	0	0	24	
Matt Martin	D	12	0	1	1	0	6	0	0	0	6	
Greg Smyth	D	11	0	1	1	-2	38	0	0	0	3	
Patrik Augusta	R	2	0	0	0	0	0	0	0	0	3	
Frank Bialowas	L	3	0	0	0	0	12	0	0	0	1	
Mike Foligno	R	4	0	0	0	0	4	0	0	0	3	
David Harlock	D	6	0	0	0	-2	0	0	0	0	2	
Eric Lacroix	L	3	0	0	0	0	2	0	0	0	3	
Damian Rhodes	G	22	0	0	0	0	2	0	0	0	0	
Chris Snell	D	2	0	0	0	-1	2	0	0	0	4	

PLAYER	POS	GP	W	L	T/O	GA	SV%	GAA	SO	PIM	MIN
Felix Potvin	G	66	34	22	9	187	.907	2.89	3	4	3883
Damian Rhodes	G	22	9	7	3	53	.902	2.62	0	2	1213

## HOME ARENA

Maple Leaf Gardens (Capacity: 15,842)

## PLAYOFF RESULT

Lost Conference Final

## UNIFORMS



\*Game played at Copps Coliseum in Hamilton, ON.



1995-96

(34-36-12 / 80 Points / 3rd in Central Division)

GENERAL MANAGER: Cliff Fletcher

HEAD COACH: Pat Burns (25-30-10), Nick Beverley (9-6-2)

CAPTAIN: Doug Gilmour

PLAYER	POS	GP	G	A	PTS	+/-	PIM	PP	SH	GW	S
Mats Sundin	C	76	33	50	83	8	46	7	6	7	301
Doug Gilmour	C	81	32	40	72	-5	77	10	2	3	180
Larry Murphy	D	82	12	49	61	-2	34	8	0	1	182
Mike Gartner	R	82	35	19	54	5	52	15	0	4	275
Dave Andreychuk	L	61	20	24	44	-11	54	12	2	3	200
Benoit Hogue	C	44	12	25	37	6	68	3	0	5	94
Kenny Jonsson	D	50	4	22	26	12	22	3	0	1	90
Kirk Muller	L	36	9	16	25	-3	42	7	0	1	79
Todd Gill	D	74	7	18	25	-15	116	1	0	2	109
Dave Gagner	C	28	7	15	22	-2	59	1	0	1	70
Dave Ellett	D	80	3	19	22	-10	59	1	1	0	153
Mike Craig	R	70	8	12	20	-8	42	1	0	1	108
Randy Wood	L/C	46	7	9	16	-4	36	1	0	0	101
Wendel Clark	L	13	8	7	15	7	16	2	0	1	45
Sergio Momesso	L	54	7	8	15	-11	112	4	0	1	91
Todd Warriner	L	57	7	8	15	-11	26	1	0	0	79
Tie Dorn	R	72	7	6	13	-3	297	0	0	1	61
Darby Hendrickson	C	46	6	6	12	-2	47	0	0	0	43
Dmitry Yushkevich	D	69	1	10	11	-14	54	1	0	0	96
Paul DiPietro	C	20	4	4	8	-3	4	1	0	0	23
Jamie Macoun	D	82	0	8	8	2	87	0	0	0	74
Brandon Convery	C	11	5	2	7	-7	4	3	0	1	16
Mathieu Schneider	D	13	2	5	7	-2	10	0	0	0	36
Ken Baumgartner	L	60	2	3	5	-5	152	0	0	1	27
Mark Kolesar	L	21	2	2	4	0	14	0	0	0	10
Wayne Presley	R	19	2	2	4	-4	14	1	0	0	28
Mike Hudson	C/L	27	2	0	2	-5	29	0	0	0	27
Bill Berg	L	23	1	1	2	-6	33	0	0	0	33
Nick Kypreos	L	19	1	1	2	0	30	0	0	0	14
Zdenek Nedved	R	7	1	1	2	-1	6	0	0	0	7
Kelly Fairchild	C	1	0	1	1	1	2	0	0	0	1
Rob Zettler	D	29	0	1	1	-1	48	0	0	0	11
Don Beaupre	G	8	0	0	0	0	14	0	0	0	0
Sean Haggerty	L	1	0	0	0	0	0	0	0	0	0
David Harlock	D	1	0	0	0	0	0	0	0	0	0
Jamie Heward	D	5	0	0	0	-1	0	0	0	0	8
Matt Martin	D	13	0	0	0	-1	14	0	0	0	3
Felix Potvin	G	69	0	0	0	0	4	0	0	0	0
Damian Rhodes	G	11	0	0	0	0	0	0	0	0	0
Peter White	C	1	0	0	0	0	0	0	0	0	0

PLAYER	POS	GP	W	L	T/O	GA	SV%	GAA	SO	PIM	MIN
Felix Potvin	G	69	30	26	11	192	.910	2.87	2	4	4009
Damian Rhodes	G	11	4	5	1	29	.904	2.79	0	0	624
Don Beaupre	G	8	0	5	0	26	.847	4.64	0	14	336

## HOME ARENA

Maple Leaf Gardens (Capacity: 15,726)

## PLAYOFF RESULT

Lost Conference Quarter-Final

## UNIFORMS



## GP DATE OPPONENT RESULT

1	Oct 7	@ Pittsburgh	3-8 L
2	Oct 10	NY Islanders	7-3 W
3	Oct 14	NY Rangers	0-2 L
4	Oct 17	San Jose	7-2 W
5	Oct 20	Calgary	4-3 W (OT)
6	Oct 21	@ Montreal	3-4 L
7	Oct 24	Florida	1-6 L
8	Oct 26	@ Chicago	2-1 W
9	Oct 28	Los Angeles	2-2 T
10	Oct 29	@ NY Rangers	2-3 L
11	Nov 1	@ Wpg. Jets	4-2 W
12	Nov 3	@ Vancouver	4-4 T
13	Nov 4	@ Edmonton	3-3 T
14	Nov 7	Anaheim	6-3 W
15	Nov 10	Washington	6-1 W
16	Nov 11	@ Boston	3-1 W
17	Nov 14	@ Florida	2-5 L
18	Nov 16	@ Tampa Bay	5-4 W (OT)
19	Nov 18	Wpg. Jets	2-1 W
20	Nov 21	St. Louis	5-2 W
21	Nov 24	Hfd. Whalers	0-4 L
22	Nov 25	@ St. Louis	2-2 T
23	Nov 28	@ Wpg. Jets	3-4 L
24	Nov 30	@ Philadelphia	2-3 L
25	Dec 2	Anaheim	4-4 T
26	Dec 5	Ottawa	4-1 W
27	Dec 7	@ New Jersey	2-1 W
28	Dec 9	Dallas	3-1 W
29	Dec 11	Colorado	1-5 L
30	Dec 14	@ San Jose	4-1 W
31	Dec 16	@ Los Angeles	6-3 W
32	Dec 17	@ Anaheim	3-2 W (OT)
33	Dec 20	Chicago	2-4 L
34	Dec 21	@ Chicago	3-3 T
35	Dec 23	@ Edmonton	6-1 W
36	Dec 27	Calgary	0-4 L
37	Dec 29	Colorado	2-3 L
38	Dec 30	@ St. Louis	4-3 W (OT)
39	Jan 1	Dallas	1-0 W
40	Jan 3	Boston	4-4 T
41	Jan 5	@ Buffalo	1-3 L
42	Jan 6	Colorado	5-2 W
43	Jan 10	Los Angeles	5-4 W
44	Jan 11	@ NY Islanders	3-4 L
45	Jan 13	Vancouver	2-5 L
46	Jan 17	Wpg. Jets	2-4 L
47	Jan 24	Chicago	2-2 T
48	Jan 27	@ Ottawa	2-2 T
49	Jan 30	@ Detroit	2-4 L
50	Jan 31	St. Louis	0-4 L
51	Feb 3	Montreal	1-4 L
52	Feb 5	@ San Jose	4-6 L
53	Feb 7	@ Anaheim	2-1 W
54	Feb 8	@ Los Angeles	3-4 L
55	Feb 10	Buffalo	2-2 T
56	Feb 12	Pittsburgh	4-1 W
57	Feb 14	San Jose	4-3 W
58	Feb 16	@ Washington	3-4 L
59	Feb 18	Detroit	2-3 L
60	Feb 21	Tampa Bay	2-3 L (OT)
61	Feb 22	@ Detroit	3-5 L
62	Feb 24	Dallas	2-3 L
63	Feb 28	@ Wpg. Jets	3-4 L
64	Mar 2	Dallas	1-5 L
65	Mar 3	@ Colorado	0-4 L
66	Mar 6	New Jersey	2-2 T
67	Mar 8	@ Hfd. Whalers	4-7 L
68	Mar 9	Calgary	4-3 W
69	Mar 13	Wpg. Jets	3-3 T
70	Mar 15	Dallas	3-0 W
71	Mar 17	Vancouver	4-2 W
72	Mar 19	@ Detroit	5-6 L
73	Mar 20	Detroit	3-4 L (OT)
74	Mar 23	Philadelphia	0-4 L
75	Mar 25	@ Calgary	4-2 W
76	Mar 27	@ Vancouver	6-2 W
77	Mar 30	@ Edmonton	4-3 W
78	Apr 3	Chicago	2-5 L
79	Apr 4	@ St. Louis	3-1 W
80	Apr 6	St. Louis	5-1 W
81	Apr 11	@ Chicago	2-5 L
82	Apr 13	Edmonton	6-3 W



1996-97

(30-44-8 / 68 Points / 6th in Central Division)

GENERAL MANAGER: Cliff Fletcher

HEAD COACH: Mike Murphy

CAPTAIN: Doug Gilmour (Oct. - Feb. 25), None (Feb. 25 - Apr.)

PLAYER	POS	GP	G	A	PTS	+/-	PIM	PP	SH	GW	S
Mats Sundin	C	82	41	53	94	6	59	7	4	8	281
Doug Gilmour	C	61	15	45	60	-5	46	2	1	1	103
Wendel Clark	L	65	30	19	49	-2	75	6	0	6	212
Sergei Berezin	L	73	25	16	41	-3	2	7	0	2	177
Larry Murphy	D	69	7	32	39	1	20	4	0	0	137
Kirk Muller	L	66	20	17	37	-23	85	9	1	3	153
Todd Warriner	L	75	12	21	33	-3	41	2	2	0	146
Tie Dorn	R	80	11	17	28	-17	275	2	0	1	98
Mike Craig	R	65	7	13	20	-20	62	1	0	0	128
Darby Hendrickson	C	64	11	6	17	-20	47	0	1	0	105
Jamie Baker	C	58	8	8	16	2	28	1	0	3	69
Steve Sullivan	R	21	5	11	16	5	23	1	0	1	45
Dave Ellett	D	56	4	10	14	-8	34	0	0	1	83
Dmitry Yushkevich	D	74	4	10	14	-24	56	1	1	1	99
Rob Zettler	D	48	2	12	14	8	51	0	0	0	31
Fredrik Modin	L	76	6	7	13	-14	24	0	0	0	85
Mathieu Schneider	D	26	5	7	12	3	20	1	0	1	63
Jamie Macoun	D	73	1	10	11	-14	93	0	0	1	64
Brandon Convery	C	39	2	8	10	-9	20	0	0	0	41
Zdenek Nedved	R	23	3	5	8	4	6	1	0	0	22
David Cooper	D	19	3	3	6	-3	16	2	0	0	23
Nick Kypreos	L	35	3	2	5	1	62	0	0	0	18
Jamie Howard	D	20	1	4	5	-6	6	0	0	0	23
Jason Smith	D	21	0	5	5	-4	16	0	0	0	26
Mike Johnson	R	13	2	2	4	-2	4	0	1	1	27
Matt Martin	D	36	0	4	4	-12	38	0	0	0	30
Craig Wolanin	D	23	0	4	4	3	13	0	0	0	31
Tom Pederson	D	15	1	2	3	0	9	1	0	0	23
Jason Podollan	R	10	0	3	3	-2	6	0	0	0	10
Felix Potvin	G	74	0	3	3	0	19	0	0	0	0
Nathan Dempsey	D	14	1	1	2	-2	2	0	0	0	11
Kelly Fairchild	C	22	0	2	2	-5	2	0	0	0	14
Marcel Cousineau	G	13	0	1	1	0	0	0	0	0	0
Ralph Intranuovo	C	3	0	1	1	-1	0	0	0	0	4
D.J. Smith	D	8	0	1	1	-5	7	0	0	0	4
Don Beaupre	G	3	0	0	0	0	0	0	0	0	0
Kelly Chase	R	2	0	0	0	0	27	0	0	0	1
John Craighead	R	5	0	0	0	0	10	0	0	0	0
Mark Kolesar	L	7	0	0	0	-3	0	0	0	0	3
Scott Pearson	L	1	0	0	0	0	2	0	0	0	0
Greg Smyth	D	2	0	0	0	0	0	0	0	0	1
Shayne Toporowski	R	3	0	0	0	0	7	0	0	0	3
Yannick Tremblay	D	5	0	0	0	-4	0	0	0	0	2
Jeff Ware	D	13	0	0	0	2	6	0	0	0	4
Brian Wiseman	C	3	0	0	0	0	0	0	0	0	1

PLAYER	POS	GP	W	L	T/O	GA	SV%	GAA	SO	PIM	MIN
Felix Potvin	G	74	27	36	7	224	.908	3.15	0	19	4271
Marcel Cousineau	G	13	3	5	1	31	.902	3.29	1	0	566
Don Beaupre	G	3	0	3	0	10	.833	5.45	0	0	110

## HOME ARENA

Maple Leaf Gardens (Capacity: 15,726)

## PLAYOFF RESULT

Out of Playoffs

## UNIFORMS



## GP DATE OPPONENT RESULT

1	Oct 5	Anaheim	4-1 W
2	Oct 8	Edmonton	2-4 L
3	Oct 12	Tampa Bay	4-7 L
4	Oct 15	Chicago	1-3 L
5	Oct 17	@ St. Louis	1-6 L
6	Oct 19	@ Dallas	0-2 L
7	Oct 22	San Jose	4-3 W
8	Oct 24	@ Boston	2-1 W





1997-98

(30-43-9 / 69 Points / 6th in Central Division)

GENERAL MANAGER: Ken Dryden

HEAD COACH: Mike Murphy

CAPTAIN: Mats Sundin

PLAYER	POS	GP	G	A	P	+/-	PIM	PP	SH	GW	S
Mats Sundin	C	82	33	41	74	-3	49	9	1	5	219
Mike Johnson	R	82	15	32	47	-4	24	5	0	0	143
Derek King	L	77	21	25	46	-7	43	4	0	3	166
Igor Korolev	C	78	17	22	39	-18	22	6	3	5	97
Mathieu Schneider	D	76	11	26	37	-12	44	4	1	1	181
Freddy Modin	L	74	16	16	32	-5	32	1	0	4	137
Sergei Berezin	L	68	16	15	31	-3	10	3	0	3	167
Steve Sullivan	L	63	10	18	28	-8	40	1	0	1	112
Wendel Clark	L	47	12	7	19	-21	80	4	0	3	140
Alyn McCauley	C	60	6	10	16	-7	6	0	0	1	77
Jason Smith	D	81	3	13	16	-5	100	0	0	0	97
Tie Domi	R	80	4	10	14	-5	365	0	0	0	72
Todd Warriner	L	45	5	8	13	5	20	0	0	1	73
Darby Hendrickson	C	80	8	4	12	-20	67	0	0	0	115
Dmitry Yushkevich	D	72	0	12	12	-13	78	0	0	0	92
Sylvain Cote	D	12	3	6	9	2	6	1	0	1	20
Jeff Brown	D	19	1	8	9	2	10	1	0	0	30
Danny Markov	D	25	2	5	7	0	28	1	0	0	15
Rob Zettler	D	59	0	7	7	-8	108	0	0	0	28
James Macoun	D	67	0	7	7	-17	63	0	0	0	67
Lonny Bohonos	R	6	3	3	6	1	4	0	0	0	13
Kris King	L	82	3	3	6	-13	199	0	0	2	53
Yannick Tremblay	D	38	2	4	6	-6	6	1	0	0	45
Martin Prochazka	R	29	2	4	6	-1	8	0	0	0	40
Per Gustafsson	D	22	1	4	5	-5	10	0	0	0	24
James Baker	C	13	0	5	5	1	10	0	0	0	16
David Cooper	D	9	0	4	4	2	8	0	0	0	13
Mike Kennedy	C	13	0	1	1	-2	14	0	0	0	12
Kevyn Adams	C	5	0	0	0	0	7	0	0	0	3
Jeff Ware	D	2	0	0	0	1	0	0	0	0	0
Craig Wolanin	D	10	0	0	0	-9	6	0	0	0	5

PLAYER	GP	W	L	T	OT	GAA	SV%	SO	G	A	PIM	TOI
Felix Potvin	67	26	33	7	0	2.73	.906	5	0	0	8	3,864:25
Glenn Healy	21	4	10	2	0	2.98	.883	0	0	0	0	1,068:17
Marcel Cousineau	2	0	0	0	0	0.00	1.000	0	0	0	0	16:39

## HOME ARENA

Maple Leaf Gardens (Capacity: 15,726)

## PLAYOFF RESULT

Out of Playoffs

## UNIFORMS



\*The 1998 Winter Olympics in Nagano, Japan was the first year that the modern NHL took a break to allow its players to participate. The Olympic break began on February 8 and the NHL schedule resumed on February 25.

GP	DATE	OPPONENT	RESULT
1	Oct 1	Washington	1-4 L
2	Oct 4	@ NY Islanders	0-3 L
3	Oct 7	@ Calgary	2-1 W
4	Oct 9	@ Vancouver	2-2 T
5	Oct 11	@ Edmonton	1-2 L
6	Oct 14	Detroit	2-3 L
7	Oct 15	@ Detroit	4-3 W
8	Oct 18	Dallas	4-5 L
9	Oct 22	Ottawa	2-6 L
10	Oct 25	Calgary	4-3 W
11	Oct 28	Anaheim	2-2 T
12	Nov 1	@ Montreal	1-5 L
13	Nov 4	@ San Jose	0-0 T
14	Nov 5	@ Calgary	4-3 W
15	Nov 8	Phoenix	0-3 L
16	Nov 11	Chicago	5-2 W
17	Nov 13	@ Chicago	2-1 W
18	Nov 15	Pittsburgh	0-5 L
19	Nov 17	St. Louis	2-3 L
20	Nov 19	Philadelphia	3-1 W
21	Nov 21	@ Colorado	1-3 L
22	Nov 22	@ Phoenix	0-2 L
23	Nov 25	San Jose	3-1 W
24	Nov 29	Vancouver	2-4 L
25	Dec 2	Anaheim	3-3 T
26	Dec 4	@ St. Louis	3-4 L
27	Dec 6	Los Angeles	7-2 W
28	Dec 8	Dallas	3-0 W
29	Dec 10	Colorado	2-2 T
30	Dec 13	New Jersey	0-3 L
31	Dec 15	@ Colorado	2-3 L
32	Dec 17	@ Anaheim	6-2 W
33	Dec 18	@ Los Angeles	2-5 L
34	Dec 20	@ Phoenix	3-2 W
35	Dec 23	Edmonton	5-4 W
36	Dec 26	Detroit	1-4 L
37	Dec 27	Detroit	1-8 L
38	Dec 31	Boston	2-2 T
39	Jan 1	@ Chicago	3-3 T
40	Jan 3	@ New Jersey	2-4 L
41	Jan 6	@ Washington	3-5 L
42	Jan 7	@ Tampa Bay	5-2 W
43	Jan 10	Chicago	3-4 L
44	Jan 12	@ NY Rangers	2-3 L
45	Jan 14	Buffalo	1-4 L
46	Jan 21	@ Detroit	3-0 W
47	Jan 22	@ Chicago	3-0 W
48	Jan 24	Tampa Bay	5-2 W
49	Jan 26	@ Dallas	1-5 L
50	Jan 29	@ St. Louis	0-2 L
51	Jan 31	Phoenix	2-5 L
52	Feb 2	Dallas	1-5 L
53	Feb 4	St. Louis	3-2 W
54	Feb 5	@ Ottawa	2-3 L
55	Feb 7	Florida	3-2 W
56	Feb 25	@ Buffalo	2-2*
57	Feb 26	NY Rangers	2-5 L
58	Feb 28	Montreal	4-0 W
59	Mar 2	@ Pittsburgh	1-3 L
60	Mar 4	Colorado	3-5 L
61	Mar 7	Edmonton	4-1 W
62	Mar 9	@ San Jose	2-3 L
63	Mar 11	@ Anaheim	3-1 W
64	Mar 12	@ Los Angeles	2-1 W
65	Mar 14	Calgary	2-1 W
66	Mar 16	@ Philadelphia	1-4 L
67	Mar 18	Detroit	2-5 L
68	Mar 19	@ Boston	0-4 L
69	Mar 21	Vancouver	1-1 T
70	Mar 24	@ Phoenix	2-4 L
71	Mar 26	@ Dallas	1-0 W
72	Mar 28	NY Islanders	4-3 W (OT)
73	Mar 30	Los Angeles	2-3 L
74	Apr 1	St. Louis	4-6 L
75	Apr 4	San Jose	3-5 L
76	Apr 6	@ Dallas	2-4 L
77	Apr 7	@ Florida	3-1 W
78	Apr 9	@ Carolina	2-5 L
79	Apr 11	Carolina	5-1 W
80	Apr 15	Chicago	3-2 W
81	Apr 18	@ Edmonton	3-4 L
82	Apr 19	@ Vancouver	2-1 W



1998-99

(45-30-7 / 97 Points / 2nd in Northeast Division)

GENERAL MANAGER: Ken Dryden

HEAD COACH: Pat Quinn

CAPTAIN: Mats Sundin

PLAYER	POS	GP	G	A	P	+/-	PIM	PP	SH	GW	S
Mats Sundin	C	82	31	52	83	22	58	4	0	6	209
Steve Thomas	R	78	28	45	73	26	33	11	0	7	209
Sergei Berezin	L	76	37	22	59	16	12	9	1	4	263
Derek King	L	81	24	28	52	15	20	8	0	4	150
Igor Korolev	C	66	13	34	47	11	46	1	0	2	99
Mike Johnson	R	79	20	24	44	13	35	5	3	2	149
Steve Sullivan	L	63	20	20	40	12	28	4	0	5	110
Freddy Modin	L	67	16	15	31	14	35	1	0	3	108
Garry Valk	L	77	8	21	29	8	53	1	0	0	93
Sylvain Cote	D	79	5	24	29	22	28	0	0	1	119
Dmitry Yushkevich	D	78	6	22	28	25	88	2	1	0	95
Alexander Karpovtsev	D	56	2	25	27	38	52	1	0	1	61
Alyn McCauley	C	39	9	15	24	7	2	1	0	1	76
Tie Domi	R	72	8	14	22	5	198	0	0	1	65
Tomas Kaberle	D	57	4	18	22	3	12	0	0	2	71
Todd Warriner	L	53	9	10	19	-6	28	1	0	1	96
Bryan Berard	D	38	5	14	19	7	22	2	0	2	63
Yanic Perreault	C	12	7	8	15	10	12	2	1	2	28
Jason Smith	D	60	2	11	13	-9	40	0	0	0	53
Danny Markov	D	57	4	8	12	5	47	0	0	0	34
Yannick Tremblay	D	35	2	7	9	0	16	0	0	0	37
Darby Hendrickson	C	35	2	3	5	-4	30	0	0	0	34
Kris King	L	67	2	2	4	-16	105	0	1	1	34
Ladislav Kohn	R	16	1	3	4	1	4	0	0	0	23
Lonny Bohonos	R	7	3	0	3	3	4	0	0	0	13
Chris McAllister	L	20	0	2	2	4	39	0	0	0	12
Dallas Eakins	D	18	0	2	2	3	24	0	0	0	11
Kevin Dahl	D	3	0	0	0	0	2	0	0	0	0
Kevyn Adams	C	1	0	0	0	0	0	0	0	0	1
Jason Podollan	C	4	0	0	0	0	0	0	0	0	2

PLAYER	GP	W	L	T	OT	GAA	SV%	SO	G	A	PIM	TOI
Curtis Joseph	67	35	24	7	0	2.56	.910	3	0	5	6	4,001:08
Glenn Healy	9	6	3	0	1	2.97	.895	0	0	0	0	546:12
Felix Potvin	5	3	2	0	0	3.82	.866	0	0	0	0	298:31
Jeff Reese	2	1	1	0	0	4.51	.843	0	0	0	0	106:27

## HOME ARENA

Maple Leaf Gardens (Capacity: 15,726) (Oct. - Feb. 13)

Air Canada Centre (Capacity: 18,819) (Feb. 20 - Apr)

## PLAYOFF RESULT

Lost Conference Final

## UNIFORMS



\*Last game at Maple Leaf Gardens.

\*\*First game at Air Canada Centre.

GP	DATE	OPPONENT	RESULT
1	Oct 10	Detroit	2-1 W
2	Oct 13	@ Edmonton	3-2 W
3	Oct 16	@ Calgary	7-3 W
4	Oct 17	@ Vancouver	1-4 L
5	Oct 19	Nashville	2-2 T
6	Oct 23	@ Detroit	5-3 W
7	Oct 24	@ Pittsburgh	6-4 W
8	Oct 26	Pittsburgh	0-2 L
9	Oct 30	@ Buffalo	1-4 L
10	Oct 31	Buffalo	3-6 L
11	Nov 4	Colorado	3-0 W
12	Nov 5	@ Boston	1-4 L
13	Nov 7	NY Rangers	6-6 T
14	Nov 9	NY Islanders	1-3 L
15	Nov 11	Edmonton	3-2 W
16	Nov 12	@ Chicago	10-3 W
17	Nov 14	Ottawa	2-1 W
18	Nov 18	@ Washington	1-4 L
19	Nov 20	@ Buffalo	1-4 L
20	Nov 21	Buffalo	2-1 W
21	Nov 23	Calgary	3-2 W
22	Nov 25	Vancouver	5-1 W
23	Nov 27	@ Philadelphia	3-4 L
24	Nov 28	Ottawa	3-2 W (OT)
25	Dec 2	Los Angeles	3-1 W
26	Dec 5	@ Montreal	4-3 W (OT)
27	Dec 7	@ NY Rangers	2-6 L
28	Dec 11	@ Chicago	3-2 W
29	Dec 12	Philadelphia	0-3 L
30	Dec 16	Phoenix	5-2 W
31	Dec 19	NY Rangers	7-4 W
32	Dec 21	Pittsburgh	7-1 W
33	Dec 23	Dallas	1-5 L
34	Dec 26	Montreal	1-2 L
35	Dec 30	Anaheim	4-1 W
36	Dec 31	@ Detroit	4-2 W
37	Jan 2	Washington	2-5 L
38	Jan 4	Tampa Bay	5-4 W (OT)
39	Jan 7	@ Boston	1-2 L
40	Jan 9	Boston	6-3 W
41	Jan 12	@ Tampa Bay	4-3 W
42	Jan 13	@ Florida	3-3 T
43	Jan 16	@ Philadelphia	4-3 W
44	Jan 18	@ Carolina	2-4 L
45	Jan 20	@ Dallas	6-4 W
46	Jan 21	@ St. Louis	4-2 W
47	Jan 28	@ Pittsburgh	0-6 L
48	Jan 30	Washington	5-3 W
49	Feb 2	@ Tampa Bay	3-0 W
50	Feb 3	@ Florida	2-5 L
51	Feb 6	@ New Jersey	3-2 W
52	Feb 10	Carolina	5-6 L
53	Feb 13	Chicago	2-6 L*
54	Feb 15	@ New Jersey	3-3 T
55	Feb 17	@ Buffalo	3-2 W (OT)
56	Feb 20	Montreal	3-2 W (OT)
57	Feb 22	@ Washington	3-4 L
58	Feb 24	Carolina	2-2 T
59	Feb 25	@ NY Islanders	4-1 W
60	Feb 27	Florida	4-1 W
61	Mar 3	New Jersey	2-5 L
62	Mar 4	@ St. Louis	4-0 W
63	Mar 6	@ Ottawa	1-3 L
64	Mar 8	@ NY Rangers	2-3 L (OT)
65	Mar 9	Tampa Bay	6-1 W
66	Mar 11	@ NY Islanders	2-1 W
67	Mar 13	@ Montreal	1-2 L
68	Mar 17	Boston	1-4 L
69	Mar 20	New Jersey	3-1 W
70	Mar 22	Philadelphia	1-3 L
71	Mar 24	San Jose	5-8 L
72	Mar 26	@ Carolina	7-2 W
73	Mar 27	@ Boston	2-2 T
74	Mar 31	@ Vancouver	6-5 W
75	Apr 1	@ Edmonton	2-1 W
76	Apr 3	@ Calgary	5-1 W
77	Apr 5	St. Louis	2-2 T
78	Apr 7	Ottawa	4-2 W
79	Apr 8	@ Ottawa	1-3 L
80	Apr 10	Florida	9-1 W
81	Apr 14	NY Islanders	3-2 W (OT)
82	Apr 17	@ Montreal	2-3 L



1999-00

(45-27-7-3 / 100 Points / 1st in Northeast Division)

GENERAL MANAGER: Pat Quinn

HEAD COACH: Pat Quinn

CAPTAIN: Mats Sundin

PLAYER	POS	GP	G	A	P	+/-	PIM	PP	SH	GW	S
Mats Sundin	C	73	32	41	73	16	46	10	2	7	184
Steve Thomas	R	81	26	37	63	1	68	9	0	9	151
Jonas Hoglund	R	82	29	27	56	-2	10	9	1	3	215
Igor Korolev	C	80	20	26	46	12	22	5	3	4	101
Yanic Perreault	C	58	18	27	45	3	22	5	0	4	114
Tomas Kaberle	D	82	7	33	40	3	24	2	0	0	82
Sergei Berezin	L	61	26	13	39	8	2	5	0	4	241
Nik Antropov	C	66	12	18	30	14	41	0	0	2	89
Dmitri Khristich	R	53	12	18	30	8	24	3	0	0	79
Bryan Berard	D	64	3	27	30	11	42	1	0	0	98
Dmitry Yushkevich	D	77	3	24	27	2	55	2	1	1	103
Mike Johnson	R	52	11	14	25	8	23	2	1	3	89
Garry Valk	L	73	10	14	24	-2	44	0	1	1	91
Darcy Tucker	R	27	7	10	17	3	55	0	2	3	40
Alexander Karpovtsev	D	69	3	14	17	9	54	3	0	0	51
Cory Cross	D	71	4	11	15	13	64	0	0	1	60
Tie Domi	R	70	5	9	14	-5	198	0	0	2	64
Kevyn Adams	C	52	5	8	13	-7	39	0	0	0	70
Alyn McCauley	C	45	5	5	10	-6	10	1	0	0	41
Danny Markov	D	59	0	10	10	13	28	0	0	0	38
Kris King	L	39	2	4	6	4	55	0	0	0	24
Todd Warriner	L	18	3	1	4	6	2	0	0	0	33
Wendel Clark	L	20	2	2	4	-3	21	0	0	1	36
Gerald Diduck	D	26	0	3	3	2	33	0	0	0	18
Chris McAllister	L	36	0	3	3	-4	68	0	0	0	12
Nathan Dempsey	D	6	0	2	2	2	2	0	0	0	3
Adam Mair	C	8	1	0	1	-1	6	0	0	0	7
Steve Sullivan	L	7	0	1	1	-1	4	0	0	0	11
Sylvain Cote	D	3	0	1	1	1	0	0	0	0	3
Greg Andrusak	D	9	0	1	1	1	4	0	0	0	5
D.J. Smith	D	3	0	0	0	-1	5	0	0	0	2
Dmitriy Yakushin	D	2	0	0	0	0	2	0	0	0	1
Derek King	L	3	0	0	0	-2	2	0	0	0	4

PLAYER	GP	W	L	T	OT	GAA	SV%	SO	G	A	PIM	TOI
Curtis Joseph	63	36	20	7	2	2.49	.915	4	0	1	14	3,801:05
Glenn Healy	20	9	10	0	1	3.04	.888	2	0	1	2	1,163:05

## HOME ARENA

Air Canada Centre (Capacity: 18,819)

## PLAYOFF RESULT

Lost Conference Semi-Final

## UNIFORMS



\*From 1999-00 to 2005-06, each team was awarded a point in games that were tied after regulation. Five minutes of four-on-four sudden-death overtime was then played and if a goal was scored, the winning team would receive an extra point.



2000-01

(37-29-11-5 / 90 Points / 3rd in Northeast Division)

GENERAL MANAGER: Pat Quinn

HEAD COACH: Pat Quinn

CAPTAIN: Mats Sundin

PLAYER	POS	GP	G	A	P	+/-	PIM	PP	SH	GW	S
Mats Sundin	C	82	28	46	74	15	76	9	0	6	226
Gary Roberts	L	82	29	24	53	16	109	8	2	3	138
Yanic Perreault	C	76	24	28	52	0	52	5	0	2	134
Sergei Berezin	L	79	22	28	50	2	8	10	0	3	256
Jonas Hoglund	R	82	23	26	49	1	14	5	0	5	196
Tomas Kaberle	D	82	6	39	45	10	24	0	0	1	96
Darcy Tucker	R	82	16	21	37	6	141	2	0	4	122
Steve Thomas	R	57	8	26	34	0	46	1	0	1	140
Igor Korolev	C	73	10	19	29	3	28	2	0	0	78
Bryan McCabe	D	82	5	24	29	16	123	3	0	2	159
Garry Valk	L	74	8	18	26	4	46	1	0	2	87
Shayne Corson	L	77	8	18	26	1	189	0	0	2	102
Dmitry Yushkevich	D	81	5	19	24	-2	52	1	0	0	110
Tie Domi	R	82	13	7	20	2	214	1	0	1	60
Nik Antropov	C	52	6	11	17	5	30	0	0	1	71
Danny Markov	D	59	3	13	16	6	34	1	0	2	49
Dave Manson	D	74	4	7	11	13	93	0	0	0	70
Nathan Dempsey	D	25	1	9	10	13	4	1	0	0	31
Dmitri Khristich	R	27	3	6	9	8	8	2	0	0	23
Cory Cross	D	41	3	5	8	7	50	1	0	1	34
Alexei Ponikarovsky	L	22	1	3	4	-1	14	0	0	0	21
Aki Berg	D	12	3	0	3	-6	2	3	0	1	12
Petr Svoboda	D	18	1	2	3	-5	10	1	0	0	17
Wade Belak	R	16	1	2	2	-4	31	0	0	0	8
Adam Mair	C	16	0	2	2	3	14	0	0	0	17
Alyn McCauley	C	14	1	0	1	0	0	0	0	0	13
Donald MacLean	C	3	0	1	1	-2	2	0	0	0	2
David Cooper	D	2	0	0	0	-1	0	0	0	0	3
Jeff Farkas	C	2	0	0	0	-1	2	0	0	0	1

PLAYER	GP	W	L	T	OT	GAA	SV%	SO	G	A	PIM	TOI
Curtis Joseph	68	33	27	8	5	2.39	.915	6	0	1	8	4,100:04
Glenn Healy	15	4	7	3	0	2.62	.885	0	0	0	0	870:55

## HOME ARENA

Air Canada Centre (Capacity: 18,819)

## PLAYOFF RESULT

Lost Conference Semi-Final

## UNIFORMS



GP	DATE	OPPONENT	RESULT
1	Oct 7	Montreal	2-0 W
2	Oct 9	Dallas	1-3 L
3	Oct 11	NY Islanders	3-2 W
4	Oct 14	Ottawa	0-4 L
5	Oct 16	@ Vancouver	2-5 L
6	Oct 19	@ Edmonton	4-1 W
7	Oct 21	@ Calgary	2-1 W
8	Oct 25	Minnesota	6-1 W
9	Oct 27	@ Buffalo	1-2 L
10	Oct 28	@ Boston	2-1 W (OT)
11	Oct 31	@ Ottawa	3-4 L
12	Nov 2	New Jersey	5-3 W
13	Nov 4	@ St. Louis	0-0 T
14	Nov 5	Boston	7-1 W
15	Nov 8	Carolina	5-0 W
16	Nov 10	@ Carolina	1-3 L
17	Nov 11	Chicago	3-3 T
18	Nov 15	Philadelphia	1-2 L (OT)
19	Nov 17	Tampa Bay	2-2 T
20	Nov 18	@ Montreal	6-1 W
21	Nov 21	@ NY Rangers	3-1 W
22	Nov 22	Edmonton	4-3 W
23	Nov 25	Ottawa	2-4 L
24	Nov 29	St. Louis	5-6 L (OT)
25	Nov 30	@ NY Islanders	6-4 W
26	Dec 2	NY Rangers	8-2 W
27	Dec 4	Florida	4-4 T
28	Dec 6	@ Detroit	3-0 W
29	Dec 9	Pittsburgh	5-1 W
30	Dec 13	@ Pittsburgh	7-4 W
31	Dec 15	@ NY Islanders	2-3 L
32	Dec 16	Calgary	5-6 L (OT)
33	Dec 20	Nashville	1-3 L
34	Dec 21	@ Boston	0-4 L
35	Dec 23	@ Montreal	5-2 W
36	Dec 26	@ Atl. Thrashers	3-5 L
37	Dec 27	@ Pittsburgh	0-5 L
38	Dec 30	@ Florida	4-1 W
39	Dec 31	@ Tampa Bay	3-2 W
40	Jan 3	Buffalo	1-1 T
41	Jan 5	@ Buffalo	3-3 T
42	Jan 6	Washington	2-3 L
43	Jan 10	Tampa Bay	1-3 L
44	Jan 12	Phoenix	3-2 W
45	Jan 13	@ New Jersey	4-4 T
46	Jan 17	Los Angeles	1-2 L
47	Jan 18	@ NY Rangers	1-2 L (OT)
48	Jan 20	Buffalo	2-0 W
49	Jan 24	Boston	1-2 L
50	Jan 25	@ Atl. Thrashers	2-1 W (OT)
51	Jan 27	@ NY Rangers	3-1 W
52	Jan 29	@ St. Louis	1-2 L
53	Jan 31	@ Carolina	4-3 W
54	Feb 1	@ Washington	4-5 L
55	Feb 7	Atl. Thrashers	7-1 W
56	Feb 8	@ Detroit	1-2 L
57	Feb 10	Detroit	3-3 T
58	Feb 14	Columbus	2-2 T
59	Feb 15	@ Philadelphia	2-5 L
60	Feb 17	Colorado	5-5 T
61	Feb 19	New Jersey	0-2 L
62	Feb 22	Vancouver	4-1 W
63	Feb 24	Montreal	5-1 W
64	Feb 25	@ Chicago	4-6 L
65	Feb 28	San Jose	2-1 W
66	Mar 1	@ Washington	3-2 W (OT)
67	Mar 3	Ottawa	2-3 L (OT)
68	Mar 6	@ Calgary	3-1 W
69	Mar 7	@ Edmonton	0-4 L
70	Mar 10	@ Vancouver	3-3 T
71	Mar 14	Anaheim	3-2 W
72	Mar 15	@ Tampa Bay	2-3 L
73	Mar 17	@ Florida	5-3 W
74	Mar 20	@ Buffalo	0-3 L
75	Mar 21	Florida	1-3 L
76	Mar 24	Philadelphia	5-3 W
77	Mar 28	Boston	0-3 L
78	Mar 29	@ Philadelphia	2-1 W
79	Mar 31	@ Montreal	1-4 L
80	Apr 4	NY Islanders	4-2 W
81	Apr 6	@ Chicago	1-0 W
82	Apr 7	@ Ottawa	3-5 L



2001-02

(43-25-10-4 / 100 Points / 2nd in Northeast Division)

GENERAL MANAGER: Pat Quinn

HEAD COACH: Pat Quinn

CAPTAIN: Mats Sundin

PLAYER	POS	GP	G	A	P	+/-	PIM	PP	SH	GW	S
Mats Sundin	C	82	41	39	80	6	94	10	2	9	262
Darcy Tucker	R	77	24	35	59	24	92	7	0	5	124
Alexander Mogilny	R	66	24	33	57	1	8	5	0	4	188
Mikael Renberg	R	71	14	38	52	11	36	4	0	3	130
Robert Reichel	C	78	20	31	51	7	26	1	0	3	152
Gary Roberts	L	69	21	27	48	-4	63	6	2	2	122
Jonas Hoglund	R	82	13	34	47	11	26	1	1	4	199
Bryan McCabe	D	82	17	26	43	16	129	8	0	1	157
Tomas Kaberle	D	69	10	29	39	5	2	5	0	3	85
Travis Green	C	82	11	23	34	13	61	3	0	2	119
Shayne Corson	L	74	12	21	33	11	120	0	1	1	111
Tie Domi	R	74	9	10	19	3	157	0	0	2	93
Dmitry Yushkevich	D	55	6	13	19	14	26	3	0	0	79
Alyn McCauley	C	82	6	10	16	10	18	0	1	1	95
Garry Valk	L	63	5	10	15	2	28	0	0	0	80
Jyrki Lumme	D	51	4	8	12	13	18	1	2	1	61
Cory Cross	D	50	3	9	12	11	54	0	0	1	39
Aki Berg	D	81	1	10	11	14	46	0	0	0	66
Paul Healey	R	21	3	7	10	7	2	0	0	0	29
Wade Belak	R	63	1	3	4	2	142	0	0	0	47
Karel Pilar	D	23	1	3	4	3	8	0	0	0	32
Alexei Ponikarovskiy	L	8	2	0	2	2	0	0	0	1	8
Nik Antropov	C	11	1	1	2	-1	4	0	0	0	12
Anders Eriksson	D	34	0	2	2	-1	12	0	0	0	31
Jeff Farkas	C	6	0	2	2	1	4	0	0	0	3
Dave Manson	D	13	0	1	1	3	10	0	0	0	12
Bob Wren	L	1	0	0	0	1	0	0	0	0	0
Marc Moro	D	2	0	0	0	0	2	0	0	0	0
Nathan Dempsey	D	3	0	0	0	1	0	0	0	0	3

PLAYER	GP	W	L	T	OT	GAA	SV%	SO	G	A	PIM	TOI
Curtis Joseph	51	29	17	5	2	2.23	.906	4	0	1	10	3,064:55
Corey Schwab	30	12	10	5	2	2.73	.894	1	0	0	2	1,645:51
Tom Barrasso	4	2	2	0	0	2.74	.909	0	0	0	0	218:57
Sebastien Centomo	1	0	0	0	0	4.50	.750	0	0	0	0	40:00

## HOME ARENA

Air Canada Centre (Capacity: 18,819)

## PLAYOFF RESULT

Lost Conference Final

## UNIFORMS



\*The 2002 Winter Olympics in Salt Lake City, USA marked the second year of modern NHL participation. The Olympic break began on February 14 and the NHL schedule resumed on February 26.



2002-03

(44-28-7-3 / 98 Points / 2nd in Northeast Division)

GENERAL MANAGER: Pat Quinn

HEAD COACH: Pat Quinn

CAPTAIN: Mats Sundin

PLAYER	POS	GP	G	A	P	+/-	PIM	PP	SH	GW	S
Alexander Mogilny	R	73	33	46	79	4	12	5	3	9	165
Mats Sundin	C	75	37	35	72	1	58	16	3	8	223
Tomas Kaberle	D	82	11	36	47	20	30	4	1	2	109
Nik Antropov	C	72	16	29	45	11	124	2	1	6	102
Robert Svehla	D	82	7	38	45	13	46	2	0	1	110
Robert Reichel	C	81	12	30	42	7	26	1	1	1	111
Darcy Tucker	R	77	10	26	36	-7	119	4	1	2	108
Mikael Renberg	R	67	14	21	35	5	36	7	0	1	137
Jonas Hoglund	R	79	13	19	32	2	12	2	0	3	157
Tie Domi	R	79	15	14	29	-1	171	4	0	0	91
Travis Green	C	75	12	12	24	2	67	2	1	3	86
Bryan McCabe	D	75	6	18	24	9	135	3	0	1	149
Jyrki Lumme	D	73	6	11	17	10	46	1	0	3	72
Thomas Fitzgerald	R	66	4	13	17	10	57	0	0	0	89
Shayne Corson	L	46	7	8	15	-5	49	0	0	0	69
Alyn McCauley	C	64	6	9	15	3	16	0	0	0	79
Owen Nolan	R	14	7	5	12	2	16	5	0	1	29
Aki Berg	D	78	4	7	11	3	28	0	0	2	49
Paul Healey	R	44	3	7	10	8	16	1	0	0	43
Wade Belak	R	55	3	6	9	-2	196	0	0	0	33
Gary Roberts	L	14	5	3	8	-2	10	3	0	0	22
Karel Pilar	D	17	3	4	7	-7	12	1	0	1	22
Glen Wesley	D	7	0	3	3	3	4	0	0	0	5
Alexei Ponikarovskiy	L	13	0	3	3	4	11	0	0	0	13
Richard Jackman	D	42	0	2	2	-10	41	0	0	0	35
Harold Druken	C	5	1	0	1	-2	2	0	0	0	8
Josh Holden	C	5	1	0	1	-2	2	0	0	0	6
Matt Stajan	C	1	1	0	1	1	0	0	0	0	1
Carlo Colaiacovo	D	2	0	1	1	0	0	0	0	0	1
Aaron Gavey	C	5	0	1	1	1	0	0	0	0	8
Philip Housley	D	1	0	0	0	-1	2	0	0	0	3
Doug Gilmour	C	1	0	0	0	0	0	0	0	0	0
Anders Eriksson	D	4	0	0	0	1	0	0	0	0	7

PLAYER	GP	W	L	T	OT	GAA	SV%	SO	G	A	PIM	TOI
Ed Belfour	62	37	20	5	1	2.26	.922	7	0	2	24	3,737:54
Trevor Kidd	19	6	10	2	2	3.10	.896	0	0	0	0	1,143:02
Mikael Tellqvist	3	1	1	0	0	2.79	.895	0	0	0	0	85:53

## HOME ARENA

Air Canada Centre (Capacity: 18,819)

## PLAYOFF RESULT

Lost Conference Quarter-Final

## UNIFORMS



GP	DATE	OPPONENT	RESULT
1	Oct 10	@ Pittsburgh	6-0 W
2	Oct 12	Ottawa	1-2 L
3	Oct 14	Pittsburgh	4-5 L
4	Oct 15	@ NY Rangers	4-5 L
5	Oct 17	Phoenix	5-3 W
6	Oct 19	@ Montreal	2-2 T
7	Oct 21	Boston	1-4 L
8	Oct 23	Florida	1-4 L
9	Oct 26	NY Rangers	3-4 L
10	Oct 28	Anaheim	5-2 W
11	Oct 31	Atl. Thrashers	3-3 T
12	Nov 2	Montreal	2-5 L
13	Nov 5	Tampa Bay	4-3 W
14	Nov 8	@ Dallas	1-2 L
15	Nov 9	@ St. Louis	3-6 L
16	Nov 12	Los Angeles	4-3 W (OT)
17	Nov 15	@ Buffalo	3-2 W
18	Nov 16	Detroit	1-2 L
19	Nov 19	Boston	2-0 W
20	Nov 23	Philadelphia	6-0 W
21	Nov 25	@ Ottawa	0-2 L
22	Nov 26	Washington	5-4 W
23	Nov 29	@ Philadelphia	3-0 W
24	Nov 30	Buffalo	3-1 W
25	Dec 3	Tampa Bay	4-3 W (OT)
26	Dec 6	@ NY Islanders	2-4 L
27	Dec 7	New Jersey	1-0 W
28	Dec 10	Pittsburgh	4-2 W
29	Dec 12	@ Philadelphia	1-2 L
30	Dec 14	NY Rangers	4-1 W
31	Dec 16	@ Atl. Thrashers	0-1 L
32	Dec 18	Florida	2-2 T
33	Dec 19	@ Tampa Bay	2-1 W
34	Dec 21	San Jose	3-3 T
35	Dec 23	Atl. Thrashers	5-1 W
36	Dec 27	@ Calgary	4-3 W
37	Dec 28	@ Edmonton	2-3 L (OT)
38	Dec 31	@ Vancouver	5-3 W
39	Jan 3	@ New Jersey	0-2 L
40	Jan 4	New Jersey	2-1 W
41	Jan 7	Boston	5-2 W
42	Jan 9	@ Pittsburgh	4-2 W
43	Jan 11	@ Boston	2-6 L
44	Jan 13	@ NY Rangers	1-5 L
45	Jan 14	Calgary	3-2 W
46	Jan 17	@ Washington	4-1 W
47	Jan 18	@ Montreal	3-2 W (OT)
48	Jan 21	Philadelphia	1-3 L
49	Jan 24	@ Buffalo	0-4 L
50	Jan 25	Colorado	0-3 L
51	Jan 29	@ Carolina	3-2 W
52	Jan 30	@ Atl. Thrashers	5-2 W
53	Feb 5	@ Florida	6-0 W
54	Feb 6	@ Tampa Bay	3-2 W (OT)
55	Feb 8	Montreal	3-1 W
56	Feb 11	Edmonton	4-5 L
57	Feb 12	@ Chicago	3-1 W
58	Feb 15	Ottawa	2-1 W
59	Feb 18	Carolina	4-3 W
60	Feb 20	@ Washington	6-2 W
61	Feb 22	@ Montreal	5-3 W
62	Feb 23	Nashville	2-5 L
63	Feb 25	NY Islanders	5-2 W
64	Feb 27	@ Detroit	2-7 L
65	Mar 1	Carolina	4-1 W
66	Mar 3	Florida	1-2 L
67	Mar 4	@ Ottawa	1-4 L
68	Mar 6	@ Buffalo	2-4 L
69	Mar 8	Vancouver	3-3 T
70	Mar 10	@ Edmonton	3-2 W
71	Mar 13	@ Calgary	3-4 L (OT)
72	Mar 15	@ Vancouver	1-0 W
73	Mar 18	NY Islanders	3-3 T
74	Mar 20	@ Columbus	3-4 L (OT)
75	Mar 22	Buffalo	3-2 W (OT)
76	Mar 24	@ Boston	2-3 L
77	Mar 25	@ Carolina	3-3 T
78	Mar 28	NY Islanders	5-2 W
79	Mar 29	Washington	4-3 W (OT)
80	Apr 1	@ New Jersey	3-2 W (OT)
81	Apr 3	Minnesota	2-1 W
82	Apr 5	Ottawa	1-3 L





2003-04

(45-24-10-3 / 103 Points / 2nd in Northeast Division)

GENERAL MANAGER: John Ferguson

HEAD COACH: Pat Quinn

CAPTAIN: Mats Sundin

PLAYER	POS	GP	G	A	P	+/-	PIM	PP	SH	GW	S
Mats Sundin	C	81	31	44	75	11	52	11	1	10	226
Bryan McCabe	D	75	16	37	53	22	86	8	0	2	168
Joe Nieuwendyk	C	64	22	28	50	7	26	10	1	5	131
Gary Roberts	L	72	28	20	48	9	84	11	1	7	124
Owen Nolan	R	65	19	29	48	4	110	7	2	3	154
Darcy Tucker	R	64	21	11	32	4	68	8	1	2	146
Nik Antropov	C	62	13	18	31	7	62	1	1	2	89
Tomas Kaberle	D	71	3	28	31	16	18	0	0	1	88
Robert Reichel	C	69	11	19	30	2	30	2	0	2	100
Alexander Mogilny	R	37	8	22	30	9	12	4	1	1	92
Ken Klee	D	66	4	25	29	-1	36	3	0	1	85
Alexei Ponikarovsky	L	73	9	19	28	14	44	1	0	2	110
Matt Stajan	C	69	14	13	27	7	22	0	0	0	63
Mikael Renberg	R	59	12	13	25	-1	50	2	0	1	88
Tie Domi	R	80	7	13	20	-2	208	1	0	0	84
Karel Pilar	D	50	2	17	19	2	22	1	0	1	74
Thomas Fitzgerald	R	69	7	10	17	-2	52	1	0	1	81
Brian Leetch	D	15	2	13	15	11	10	1	0	1	41
Ron Francis	C	12	3	7	10	3	0	2	0	1	12
Aki Berg	D	79	2	7	9	-1	40	0	0	0	69
Richard Jackman	D	29	2	4	6	-11	13	1	0	1	35
Calle Johansson	D	8	0	6	6	5	0	0	0	0	8
Bryan Marchment	D	75	1	3	4	4	106	0	0	0	56
Harold Druken	C	9	0	4	4	2	0	0	0	0	19
Nathan Perrott	R	40	1	2	3	-1	116	0	0	0	47
Drake Berehowsky	D	9	1	2	3	5	17	0	0	0	8
Wade Belak	R	34	1	1	2	0	109	0	0	0	15
Craig Johnson	L	10	1	1	2	0	6	0	0	0	12
Chad Kilger	L	5	1	1	2	2	0	0	0	1	6
Carlo Colaiacovo	D	2	0	1	1	1	2	0	0	0	0
Pierre Hedin	D	3	0	1	1	-1	0	0	0	0	4
Brad Leeb	R	1	0	0	0	-1	0	0	0	0	1
Clarke Wilm	C	10	0	0	0	0	7	0	0	0	10
Kyle Wellwood	C	1	0	0	0	-1	0	0	0	0	1
Maxim Kondratiev	D	7	0	0	0	0	2	0	0	0	6
Josh Holden	C	1	0	0	0	0	0	0	0	0	0

PLAYER	GP	W	L	T	OT	GAA	SV%	SO	G	A	PIM	TOI
Ed Belfour	59	34	19	6	3	2.13	.918	10	0	2	16	3,444:21
Trevor Kidd	15	6	5	2	0	3.26	.876	1	0	2	2	883:29
Mikael Tellqvist	11	5	3	2	0	2.87	.894	0	0	0	0	647:07

## HOME ARENA

Air Canada Centre (Capacity: 18,819)

## PLAYOFF RESULT

Lost Conference Semi-Final

## UNIFORMS



GP	DATE	OPPONENT	RESULT
1	Oct 11	Montreal	0-4 L
2	Oct 13	Washington	2-2 T
3	Oct 16	@ New Jersey	2-2 T
4	Oct 18	@ Montreal	1-0 W
5	Oct 20	@ NY Islanders	2-5 L
6	Oct 22	@ Dallas	3-1 W
7	Oct 23	@ Phoenix	5-4 W
8	Oct 25	Washington	4-1 W
9	Oct 27	Atl. Thrashers	2-3 L (OT)
10	Oct 30	@ Buffalo	3-5 L
11	Nov 1	Philadelphia	1-7 L
12	Nov 2	@ Carolina	2-1 W
13	Nov 4	Pittsburgh	4-2 W
14	Nov 7	@ New Jersey	1-1 T
15	Nov 8	Edmonton	4-1 W
16	Nov 12	@ Anaheim	1-5 L
17	Nov 13	@ Los Angeles	4-4 T
18	Nov 15	@ San Jose	2-2 T
19	Nov 18	@ Calgary	2-3 L (OT)
20	Nov 20	@ Edmonton	2-3 L
21	Nov 22	@ Vancouver	5-3 W
22	Nov 24	Vancouver	2-1 W
23	Nov 27	@ Atl. Thrashers	3-1 W
24	Nov 29	@ Ottawa	2-1 W
25	Nov 30	@ NY Rangers	4-2 W
26	Dec 2	NY Rangers	5-4 W
27	Dec 4	@ Boston	6-0 W
28	Dec 6	Detroit	5-2 W
29	Dec 9	St. Louis	2-3 L (OT)
30	Dec 11	@ Minnesota	1-0 W
31	Dec 13	NY Rangers	3-1 W
32	Dec 16	Tampa Bay	3-0 W
33	Dec 19	@ Washington	2-2 T
34	Dec 20	Montreal	4-2 W
35	Dec 23	Florida	5-2 W
36	Dec 26	@ NY Rangers	6-5 W (OT)
37	Dec 27	@ NY Islanders	1-3 L
38	Dec 29	Florida	4-4 T
39	Jan 1	Boston	2-3 L
40	Jan 3	@ Buffalo	3-3 T
41	Jan 5	@ Pittsburgh	5-0 W
42	Jan 6	Nashville	2-1 W
43	Jan 8	Ottawa	1-7 L
44	Jan 10	New Jersey	0-1 L
45	Jan 13	Calgary	4-1 W
46	Jan 16	@ Philadelphia	1-4 L
47	Jan 17	Philadelphia	0-4 L
48	Jan 20	NY Islanders	2-0 W
49	Jan 21	@ Washington	3-2 W
50	Jan 24	@ Montreal	4-1 W
51	Jan 27	Carolina	0-2 L
52	Jan 30	@ Atl. Thrashers	4-1 W
53	Jan 31	Ottawa	5-1 W
54	Feb 3	Chicago	1-4 L
55	Feb 5	@ Ottawa	5-4 W (OT)
56	Feb 10	@ Tampa Bay	4-4 T
57	Feb 12	Columbus	4-1 W
58	Feb 14	Buffalo	4-6 L
59	Feb 16	@ Pittsburgh	8-4 W
60	Feb 17	Boston	2-5 L
61	Feb 19	@ Carolina	2-1 W (OT)
62	Feb 21	Montreal	5-4 W
63	Feb 23	Carolina	1-2 L
64	Feb 25	@ Florida	0-4 L
65	Feb 26	@ Tampa Bay	3-4 L
66	Feb 28	New Jersey	3-0 W
67	Mar 2	Boston	3-2 W
68	Mar 4	NY Islanders	6-2 W
69	Mar 6	Buffalo	1-5 L
70	Mar 9	Florida	5-0 W
71	Mar 11	Pittsburgh	2-3 L
72	Mar 13	@ Montreal	3-4 L
73	Mar 15	@ Buffalo	6-5 W (OT)
74	Mar 16	Boston	1-2 L
75	Mar 18	@ Philadelphia	3-2 W
76	Mar 20	Colorado	5-2 W
77	Mar 23	Tampa Bay	2-7 L
78	Mar 25	@ Boston	3-0 W
79	Mar 27	Ottawa	2-2 T
80	Mar 29	Atl. Thrashers	4-2 W
81	Apr 2	@ Buffalo	2-0 W
82	Apr 3	@ Ottawa	6-0 W



2005-06

(41-33-8 / 90 Points / 4th in Northeast Division)

GENERAL MANAGER: John Ferguson

HEAD COACH: Pat Quinn

CAPTAIN: Mats Sundin

PLAYER	POS	GP	G	A	P	+/-	PIM	PP	SH	GW	S
Mats Sundin	C	70	31	47	78	7	58	16	2	2	220
Bryan McCabe	D	73	19	49	68	-1	116	13	0	6	207
Tomas Kaberle	D	82	9	58	67	-1	46	6	0	2	163
Darcy Tucker	R	74	28	33	61	-12	100	18	0	4	189
Jason Allison	C	66	17	43	60	-18	76	9	0	2	111
Alexander Steen	C	75	18	27	45	-9	42	9	1	3	176
Kyle Wellwood	C	81	11	34	45	0	14	3	0	0	117
Alexei Ponikarovsky	L	81	21	17	38	15	68	2	4	3	157
Jeff O'Neill	C	74	19	19	38	-19	64	14	0	6	169
Nik Antropov	C	57	12	19	31	13	56	2	1	0	113
Chad Kilger	L	79	17	11	28	-6	63	1	1	2	103
Matt Stajan	C	80	15	12	27	5	50	3	4	5	83
Eric Lindros	C	33	11	11	22	-3	43	4	0	2	59
Tie Domi	R	77	5	11	16	-10	109	1	0	0	67
Ken Klee	D	56	3	12	15	-1	66	1	0	1	65
Alexander Khavanov	D	64	6	6	12	-11	60	2	1	0	44
Clarke Wilm	C	60	1	7	8	-15	43	0	0	0	50
Aki Berg	D	75	0	8	8	-5	56	0	0	0	42
Carlo Colaiacovo	D	21	2	5	7	0	17	1	0	0	21
Ian White	D	12	1	5	6	2	10	0	0	0	21
Mariusz Czerkawski	R	19	4	1	5	-2	6	1	0	0	41
John Pohl	C	7	3	1	4	2	4	1	0	0	17
Luke Richardson	D	21	0	3	3	-1	41	0	0	0	16
Wade Belak	R	55	0	3	3	-13	109	0	0	0	16
Jeremy Williams	R	1	1	0	0	0	0	0	0	0	1
Staffan Kronwall	D	34	0	1	1	-3	14	0	0	0	18
Jay Harrison	D	8	0	1	1	5	2	0	0	0	7
Andy Wozniowski	D	13	0	1	1	-8	13	0	0	0	6
Ben Ondrus	R	22	0	0	0	-10	18	0	0	0	17
Aleksander Suglovov	R	2	0	0	0	-1	0	0	0	0	3
Nathan Perrott	R	3	0	0	0	-5	2	0	0	0	2
Brendan Bell	D	1	0	0	0	0	0	0	0	0	2

PLAYER	GP	W	L	OT	GAA	SV%	SO	G	A	PIM	TOI
Ed Belfour	49	22	22	4	3.29	.892	0	0	1	12	2,896:53
Mikael Tellqvist	25	10	11	2	3.13	.895	2	0	0	0	1,398:43
Jean-Sebastien Aubin	11	9	0	2	2.22	.924	1	0	0	0	677:24

## HOME ARENA

Air Canada Centre (Capacity: 18,819)

## PLAYOFF RESULT

Out of Playoffs

## UNIFORMS



\*The entire 2004-05 NHL season was officially cancelled on February 16, 2005 due to an unresolved lockout that began on September 16, 2004. It marked the first time that the Stanley Cup was not awarded since 1919 when a Spanish flu pandemic cancelled the championship series. On July 13, 2005, the NHL and NHLPA jointly announced that they had tentatively agreed to a new collective bargaining agreement (CBA) which would be implemented in time to begin the 2005-06 season. The NHL owners and players ratified the CBA on July 22, 2005 and the lockout officially ended.

\*\*From 2005-06 to present, five minutes of four-on-four sudden-death overtime is played in games that are tied after regulation. If the game remains tied after overtime, a shootout is conducted to determine a winner. Teams are awarded two points for every win and one point for every overtime/shootout loss.

\*\*\*The 2006 Winter Olympics in Turin, Italy marked the third year of modern NHL participation. The Olympic break began on February 13 and the NHL schedule resumed on February 28.

GP	DATE	OPPONENT	RESULT
1	Oct 5	Ottawa	2-3 L (SO)**
2	Oct 8	Montreal	4-5 L
3	Oct 10	@ Ottawa	5-6 L (SO)
4	Oct 11	Philadelphia	4-2 W
5	Oct 14	@ Atl. Thrashers	9-1 W
6	Oct 15	@ Montreal	3-2 W
7	Oct 20	Carolina	5-4 W (OT)
8	Oct 22	Philadelphia	2-5 L
9	Oct 24	Boston	5-4 W (SO)
10	Oct 27	@ Boston	1-2 L
11	Oct 29	Ottawa	0-8 L
12	Oct 31	Florida	2-1 W
13	Nov 3	@ Carolina	3-4 L
14	Nov 5	Tampa Bay	5-3 W
15	Nov 6	@ Washington	4-5 L
16	Nov 8	Washington	6-4 W
17	Nov 11	@ Buffalo	2-5 L
18	Nov 12	@ Montreal	5-4 W (OT)
19	Nov 15	NY Rangers	2-1 W
20	Nov 17	@ Boston	4-1 W
21	Nov 19	Atl. Thrashers	5-1 W
22	Nov 23	Boston	1-5 L
23	Nov 25	@ Carolina	3-4 L (SO)
24	Nov 26	Montreal	4-3 W (OT)
25	Nov 28	@ Florida	2-1 W
26	Nov 30	@ Tampa Bay	1-2 L
27	Dec 1	@ Atl. Thrashers	4-0 W
28	Dec 3	San Jose	4-5 L
29	Dec 6	Los Angeles	1-2 L
30	Dec 10	Dallas	1-2 L
31	Dec 12	Anaheim	3-2 W
32	Dec 17	@ Ottawa	2-8 L
33	Dec 19	NY Islanders	9-6 W
34	Dec 22	@ Boston	1-4 L
35	Dec 23	Boston	2-1 W
36	Dec 26	New Jersey	2-1 W
37	Dec 27	@ Pittsburgh	3-2 W (OT)
38	Dec 29	Buffalo	4-3 W (SO)
39	Dec 31	@ New Jersey	6-3 W
40	Jan 2	Pittsburgh	3-2 W (OT)
41	Jan 6	@ Calgary	0-1 L
42	Jan 7	@ Edmonton	3-2 W
43	Jan 10	@ Vancouver	3-4 L
44	Jan 14	Phoenix	3-4 L
45	Jan 17	@ Colorado	3-5 L
46	Jan 18	@ Minnesota	3-1 L
47	Jan 21	@ Ottawa	0-7 L
48	Jan 23	@ Ottawa	3-4 L
49	Jan 26	Buffalo	4-8 L
50	Jan 28	Montreal	3-4 L (OT)
51	Jan 30	@ Florida	4-2 W
52	Jan 31	@ Tampa Bay	2-3 L (SO)
53	Feb 3	@ Washington	1-4 L
54	Feb 4	New Jersey	4-2 W
55	Feb 7	Atl. Thrashers	4-1 W
56	Feb 10	@ NY Rangers	2-4 L
57	Feb 11	NY Rangers	2-4 L
58	Feb 28	Washington	3-5****
59	Mar 3	@ Buffalo	2-6 L
60	Mar 4	Ottawa	2-4 L
61	Mar 7	Montreal	5-3 W
62	Mar 10	@ NY Islanders	1-2 L (SO)
63	Mar 11	Tampa Bay	5-1 W
64	Mar 14	Boston	5-4 W (SO)
65	Mar 16	@ Buffalo	1-3 L
66	Mar 18	@ NY Rangers	2-5 L
67	Mar 19	@ Pittsburgh	1-0 W
68	Mar 21	Carolina	3-2 W
69	Mar 23	@ Montreal	1-5 L
70	Mar 25	@ Montreal	2-6 L
71	Mar 26	@ New Jersey	4-3 W
72	Mar 28	Philadelphia	3-2 W
73	Apr 1	Buffalo	7-0 W
74	Apr 5	Buffalo	2-3 L (SO)
75	Apr 6	NY Islanders	3-1 W
76	Apr 6	@ Boston	2-3 L (SO)
77	Apr 8	Philadelphia	5-2 W
78	Apr 11	Florida	6-5 W (OT)
79	Apr 13	@ NY Islanders	4-3 W (OT)
80	Apr 15	Ottawa	5-1 W
81	Apr 16	Buffalo	0-6 L
82	Apr 18	Pittsburgh	5-3 W



2006-07

(40-31-11 / 91 Points / 3rd in Northeast Division)

GENERAL MANAGER: John Ferguson

HEAD COACH: Paul Maurice

CAPTAIN: Mats Sundin

PLAYER	POS	GP	G	A	P	+/-	PIM	PP	SH	GW	S
Mats Sundin	C	75	27	49	76	-2	62	6	1	3	321
Tomas Kaberle	D	74	11	47	58	3	20	2	0	1	128
Bryan McCabe	D	82	15	42	57	3	115	11	0	1	207
Alexei Ponikarovsky	L	71	21	24	45	8	63	6	0	1	198
Darcy Tucker	R	56	24	19	43	-11	81	15	0	6	143
Jeff O'Neill	C	74	20	22	42	1	54	6	0	3	165
Kyle Wellwood	C	48	12	30	42	3	0	7	0	2	99
Matt Stajan	C	82	10	29	39	3	44	1	1	1	132
Alexander Steen	C	82	15	20	35	5	26	4	0	5	192
Nik Antropov	C	54	18	15	33	8	44	4	0	4	125
Bates Battaglia	L	82	12	19	31	9	45	0	0	0	94
John Pohl	C	74	13	16	29	-4	10	3	0	1	105
Chad Kilger	L	82	14	14	28	-5	58	0	1	2	141
Ian White	D	76	3	23	26	8	40	1	0	1	138
Pavel Kubina	D	61	7	14	21	7	48	4	0	1	97
Hal Gill	D	82	6	14	20	11	91	0	0	1	79
Boyd Devereaux	C	33	8	11	19	4	12	0	0	0	57
Carlo Colaiacovo	D	48	8	9	17	5	22	0	0	1	60
Michael Peca	C	35	4	11	15	2	60	0	0	2	42
Yanic Perreault	C	17	2	3	5	1	4	0	0	0	24
Brendan Bell	D	31	1	4	5	-3	19	1	0	0	29
Kris Newbury	C	15	2	2	4	4	26	0	0	0	30
Wade Belak	R	65	0	3	3	-8	110	0	0	0	16
Andy Wozniowski	D	15	0	2	2	-1	14	0	0	0	10
Ben Ondrus	R	16	0	2	2	-5	20	0	0	0	7
Jeremy Williams	R	1	1	0	1	1	0	0	0	0	3
Travis Green	C	24	0	0	0	1	21	0	0	0	19
Erik Westrum	C	2	0	0	0	0	0	0	0	0	0
Jay Harrison	D	5	0	0	0	-5	6	0	0	0	3
Aleksander Suglovov	R	14	0	0	0	-6	4	0	0	0	17

PLAYER	GP	W	L	OT	GAA	SV%	SO	G	A	PIM	TOI
Andrew Raycroft	72	37	25	9	2.99	.894	2	0	1	8	4,108:18
Jean-Sebastien Aubin	20	3	5	2	3.43	.876	0	0	0	0	804:19
Mikael Tellqvist	1	0	1	0	2.03	.895	0	0	0	0	59:00

## HOME ARENA

Air Canada Centre (Capacity: 18,819)

## PLAYOFF RESULT

Out of Playoffs

## UNIFORMS



GP	DATE	OPPONENT	RESULT
1	Oct 4	Ottawa	1-4 L
2	Oct 5	@ Ottawa	6-0 W
3	Oct 7	Montreal	2-3 L (SO)
4	Oct 9	Florida	2-1 W (SO)
5	Oct 12	@ New Jersey	6-7 L (SO)
6	Oct 14	Calgary	5-4 W (OT)
7	Oct 18	Colorado	1-4 L
8	Oct 20	@ Columbus	4-2 W
9	Oct 21	NY Rangers	4-5 L (SO)
10	Oct 24	Ottawa	2-6 L
11	Oct 26	@ Ottawa	2-7 L
12	Oct 28	@ Montreal	5-4 W (SO)
13	Oct 30	Atl. Thrashers	4-2 W
14	Nov 1	@ Tampa Bay	4-2 W
15	Nov 2	Florida	2-4 L
16	Nov 4	@ Buffalo	4-1 W
17	Nov 6	Philadelphia	6-1 W
18	Nov 9	@ Boston	4-4 W
19	Nov 11	Montreal	5-1 W
20	Nov 16	@ Boston	1-2 L (OT)
21	Nov 18	New Jersey	1-2 L
22	Nov 20	NY Islanders	4-2 W
23	Nov 22	@ Buffalo	4-7 L
24	Nov 24	@ Washington	7-1 W
25	Nov 25	Boston	1-3 L
26	Nov 28	Boston	1-4 L
27	Nov 30	@ Atl. Thrashers	0-5 L
28	Dec 2	@ Montreal	3-4 L (SO)
29	Dec 5	Atl. Thrashers	2-5 L
30	Dec 7	@ Boston	1-3 L
31	Dec 9	@ Detroit	1-5 L
32	Dec 12	Tampa Bay	5-4 W
33	Dec 15	@ Carolina	4-3 W
34	Dec 16	NY Rangers	9-2 W
35	Dec 19	Florida	3-7 L
36	Dec 22	@ Chicago	1-3 L
37	Dec 23	Washington	2-3 L
38	Dec 26	Minnesota	4-3 W
39	Dec 29	@ Pittsburgh	1-4 L
40	Dec 30	Ottawa	2-3 L (OT)
41	Jan 1	Boston	5-1 W
42	Jan 4	@ Boston	10-2 W
43	Jan 6	Buffalo	3-4 W
44	Jan 9	Carolina	1-4 L
45	Jan 11	@ Buffalo	4-2 W
46	Jan 13	Vancouver	1-6 L
47	Jan 16	@ Tampa Bay	4-2 W
48	Jan 18	@ Florida	3-2 W
49	Jan 20	@ Pittsburgh	2-8 L
50	Jan 27	Montreal	4-1 W
51	Jan 30	@ Carolina	4-1 W
52	Jan 31	@ NY Rangers	2-1 W
53	Feb 3	@ Ottawa	2-2 W (SO)
54	Feb 6	@ St. Louis	2-1 W
55	Feb 8	@ Nashville	2-4 L
56	Feb 10	Pittsburgh	5-6 L (OT)
57	Feb 13	NY Islanders	2-3 L (SO)
58	Feb 15	@ Philadelphia	4-2 W
59	Feb 17	Edmonton	4-3 W
60	Feb 20	Boston	0-3 L
61	Feb 22	@ NY Islanders	2-3 L (SO)
62	Feb 24	Philadelphia	5-2 W
63	Feb 26	@ Montreal	4-5 L
64	Feb 27	Buffalo	1-6 L
65	Mar 2	@ New Jersey	4-3 W (SO)
66	Mar 3	Buffalo	1-3 L
67	Mar 6	Washington	3-0 W
68	Mar 8	@ Ottawa	1-5 L
69	Mar 10	Ottawa	4-3 W (OT)
70	Mar 13	Tampa Bay	3-2 W
71	Mar 16	@ Washington	1-5 L
72	Mar 17	@ Montreal	2-3 L (SO)
73	Mar 20	New Jersey	2-1 W
74	Mar 23	@ Buffalo	4-5 L
75	Mar 24	Buffalo	4-1 W
76	Mar 27	Carolina	6-1 W
77	Mar 29	@ Atl. Thrashers	2-3 L (OT)
78	Mar 31	Pittsburgh	5-4 W (OT)
79	Apr 1	@ NY Rangers	2-7 L
80	Apr 3	Philadelphia	3-2 W (OT)
81	Apr 5	@ NY Islanders	2-5 L
82	Apr 7	Montreal	6-5 W



2007-08

(36-35-11 / 83 Points / 5th in Northeast Division)

GENERAL MANAGER: John Ferguson (Oct. - Jan. 22),

Cliff Fletcher (interim) (Jan. 22 - Apr.)

HEAD COACH: Paul Maurice

CAPTAIN: Mats Sundin

PLAYER	POS	GP	G	A	P	+/-	PIM	PP	SH	GW	S
Mats Sundin	C	74	32	46	78	17	76	10	1	4	259
Nik Antropov	C	72	26	30	56	10	92	12	0	5	165
Tomas Kaberle	D	82	8	45	53	-8	22	6	0	1	155
Jason Blake	L	82	15	37	52	-4	28	2	0	0	332
Alexander Steen	C	76	15	27	42	0	32	2	1	2	169
Pavel Kubina	D	72	11	29	40	5	116	6	0	4	136
Alexei Ponikarovsky	L	66	18	17	35	3	36	1	0	1	150
Darcy Tucker	R	74	18	16	34	-8	100	7	0	3	152
Matt Stajan	C	82	16	17	33	-11	47	2	1	3	127
Bryan McCabe	D	54	5	18	23	-2	81	4	0	2	107
Kyle Wellwood	C	59	8	13	21	-12	0	5	0	1	57
Ian White	D	81	5	16	21	-9	44	0	0	2	116
Hal Gill	D	63	2	18	20	0	52	0	0	0	69
Boyd Devereaux	C	62	7	11	18	-6	24	0	1	1	81
Chad Kilger	L	53	10	7	17	1	18	0	0	0	74
Jiri Tlustý	C	58	10	6	16	-12	14	2	0	2	69
Dominic Moore	C	38	4	10	14	7	14	1	0	0	72
Mark Bell	L	35	4	6	10	-2	60	0	0	0	42
Anton Stralman	D	50	3	6	9	-10	18	0	0	0	40
Andy Wozniowski	D	48	2	7	9	5	54	0	0	0	34
Carlo Colaiacovo	D	28	2	4	6	-4	10	0	0	1	30
John Pohl	C	33	1	4	5	-4	10	0	0	1	23
Simon Gamache	L	11	2	2	4	-1	6	1	0	0	11
Jeremy Williams	R	18	2	0	2	-3	4	0	0	0	16
Kris Newbury	C	28	1	1	2	-7	32	0	0	0	14
Wade Belak	R	30	1	0	1	-2	66	0	0	0	13
Robbie Earl	L	9	0	1	1	-2	0	0	0	0	9
Bates Battaglia	L	13	0	0	0	-6	7	0	0	0	6
Darryl Boyce	L	1	0	0	0	0	0	0	0	0	0
Staffan Kronwall	D	18	0	0	0	-2	7	0	0	0	9
Ben Ondrus	R	3	0	0	0	-1	5	0	0	0	4
Alex Foster	C	3	0	0	0	0	0	0	0	0	1

PLAYER	GP	W	L	OT	GAA	SV%	SO	G	A	PIM	TOI
Vesa Toskala	66	33	25	6	2.74	.904	3	0	5	4	3,837:29
Andrew Raycroft	19	2	9	5	3.92	.876	1	0	0	0	964:42
Scott Clemmensen	3	1	1	0	3.90	.839	0	0	0	0	154:20

## HOME ARENA

Air Canada Centre (Capacity: 18,819)

## PLAYOFF RESULT

Out of Playoffs

## UNIFORMS



GP	DATE	OPPONENT	RESULT
1	Oct 3	Ottawa	3-4 L (OT)
2	Oct 4	@ Ottawa	2-3 L
3	Oct 6	Montreal	4-3 W (OT)
4	Oct 9	Carolina	1-7 L
5	Oct 11	NY Islanders	8-1 W
6	Oct 13	Pittsburgh	4-6 L
7	Oct 15	@ Buffalo	4-5 L (OT)
8	Oct 18	Florida	3-2 W
9	Oct 20	Chicago	4-6 L
10	Oct 23	Atl. Thrashers	4-5 L (SO)
11	Oct 25	@ Pittsburgh	5-2 W
12	Oct 27	@ NY Rangers	4-1 W
13	Oct 29	Washington	1-7 L
14	Nov 2	@ New Jersey	2-3 L
15	Nov 3	@ Montreal	3-2 W
16	Nov 6	@ Ottawa	1-5 L
17	Nov 9	@ Buffalo	3-0 W
18	Nov 10	NY Rangers	2-3 L (SO)
19	Nov 13	Montreal	3-4 L (OT)
20	Nov 15	@ Boston	2-5 L
21	Nov 17	Ottawa	3-0 W
22	Nov 20	Boston	2-4 L
23	Nov 23	@ Dallas	1-3 L
24	Nov 24	@ Phoenix	1-5 L
25	Nov 27	Montreal	3-4 L (SO)
26	Nov 29	@ Atl. Thrashers	4-2 W
27	Dec 1	Pittsburgh	4-2 W
28	Dec 4	Nashville	3-1 W
29	Dec 6	@ NY Rangers	6-2 W
30	Dec 8	Boston	1-2 L
31	Dec 10	Tampa Bay	6-1 W
32	Dec 14	@ Atl. Thrashers	4-0 W
33	Dec 15	@ Montreal	1-4 L
34	Dec 18	@ Carolina	2-3 L (OT)
35	Dec 20	@ Tampa Bay	1-2 L
36	Dec 22	@ Florida	2-1 W (OT)
37	Dec 26	@ NY Islanders	3-4 L (OT)
38	Dec 27	@ Philadelphia	1-4 L
39	Dec 29	NY Rangers	1-6 L
40	Jan 1	Tampa Bay	4-3 W (SO)
41	Jan 3	@ Pittsburgh	2-6 L
42	Jan 5	Philadelphia	2-3 L
43	Jan 9	@ Anaheim	0-5 L
44	Jan 10	@ Los Angeles	2-5 L
45	Jan 12	@ San Jose	2-3 L
46	Jan 15	Carolina	5-4 W
47	Jan 17	@ Boston	3-2 W (SO)
48	Jan 19	Buffalo	4-2 W
49	Jan 20	@ New Jersey	2-3 L
50	Jan 23	Washington	3-2 W
51	Jan 24	@ Washington	1-2 L
52	Jan 29	St. Louis	2-3 L
53	Jan 31	@ Carolina	2-3 L (OT)
54	Feb 2	Ottawa	4-2 W
55	Feb 5	Florida	0-8 L
56	Feb 7	@ Montreal	4-2 W
57	Feb 9	Detroit	3-2 W (OT)
58	Feb 13	@ Buffalo	0-1 L
59	Feb 14	NY Islanders	4-5 L
60	Feb 16	Boston	4-3 W (OT)
61	Feb 19	Columbus	3-1 W
62	Feb 21	Buffalo	1-5 L
63	Feb 23	Atl. Thrashers	3-1 W
64	Feb 25	@ Ottawa	5-0 W
65	Feb 27	@ Florida	4-3 W (SO)
66	Feb 29	@ Tampa Bay	2-3 L (OT)
67	Mar 1	@ Washington	3-2 W
68	Mar 4	New Jersey	1-4 L
69	Mar 6	@ Boston	8-2 W
70	Mar 8	New Jersey	1-2 L
71	Mar 11	Philadelphia	4-3 W (OT)
72	Mar 12	@ Philadelphia	3-2 W
73	Mar 15	Buffalo	2-6 L
74	Mar 18	NY Islanders	3-1 W
75	Mar 21	Buffalo	4-1 W
76	Mar 22	@ Ottawa	5-4 W
77	Mar 25	Boston	2-6 L
78	Mar 27	@ Boston	2-4 L
79	Mar 29	Montreal	4-2 W
80	Apr 1	Buffalo	3-4 L (SO)
81	Apr 3	Ottawa	2-8 L
82	Apr 5	@ Montreal	1-3 L



2008-09

(34-35-13 / 81 Points / 5th in Northeast Division)

GENERAL MANAGER: Cliff Fletcher (Oct. - Nov. 29),  
Brian Burke (Nov. 29 - Apr.)

HEAD COACH: Ron Wilson

CAPTAIN: None

PLAYER	POS	GP	G	A	P	+/-	PIM	PP	SH	GW	S
Jason Blake	L	78	25	38	63	-2	40	5	1	5	302
Alexei Ponikarovsky	L	82	23	38	61	6	38	5	0	3	185
Matt Stajan	C	76	15	40	55	-4	54	5	1	1	114
Mikhail Grabovski	C	78	20	28	48	-8	92	6	0	2	120
Nik Antropov	C	63	21	25	46	-13	24	6	0	2	171
Niklas Hagman	L	65	22	20	42	-5	4	6	0	3	168
Dominic Moore	C	63	12	29	41	-1	69	4	1	1	132
Pavel Kubina	D	82	14	26	40	-15	94	9	0	4	184
Nikolai Kulemin	L	73	15	16	31	-8	18	2	0	1	129
Lee Stempniak	R	61	11	20	31	-9	31	3	0	0	128
Tomas Kaberle	D	57	4	27	31	-8	8	3	0	1	93
John Mitchell	C	76	12	17	29	-16	33	2	0	0	98
Ian White	D	71	10	16	26	6	57	2	0	2	158
Jeff Finger	D	66	6	17	23	-7	43	0	0	0	68
Jamal Mayers	R	71	7	9	16	-7	82	0	0	1	72
Luke Schenn	D	70	2	12	14	-12	71	1	0	0	102
Anton Stralman	D	38	1	12	13	-2	20	0	0	1	43
Boyd Devereaux	C	23	6	5	11	3	2	0	3	0	41
Mike Van Ryn	D	27	3	8	11	2	14	2	0	0	53
Jeremy Williams	R	11	5	2	7	2	2	0	0	0	21
Jonas Frogren	D	41	1	6	7	0	28	0	0	0	12
Jeff Hamilton	C	15	3	3	6	2	4	0	0	1	30
Alexander Steen	C	20	2	2	4	-4	6	1	0	0	31
Jiri Tlustý	C	14	0	4	4	0	0	0	0	0	22
Phil Oreskovic	D	10	1	1	2	-2	21	0	0	0	12
Christian Hanson	C	5	1	1	2	-1	2	0	0	0	9
Brad May	L	38	1	1	2	-5	61	0	0	0	27
Ryan Hollweg	L	25	0	2	2	-7	38	0	0	0	12
Jaime Sifers	D	23	0	2	2	-4	18	0	0	0	25
Tim Stapleton	C	4	1	0	1	-3	0	0	0	0	9
Jay Harrison	D	7	0	1	1	-2	10	0	0	0	6
Carlo Colaiacovo	D	10	0	1	1	-2	6	0	0	0	9
Andre Deveau	C	21	0	1	1	-3	75	0	0	0	15
Kris Newbury	C	1	0	0	0	0	2	0	0	0	0
Ben Ondrus	R	11	0	0	0	-4	34	0	0	0	2

PLAYER	GP	W	L	OT	GAA	SV%	SO	G	A	PIM	TOI
Vesa Toskala	53	22	17	11	3.26	.891	1	0	2	2	3,056:25
Martin Gerber	12	6	5	0	3.23	.905	0	0	0	10	705:57
Curtis Joseph	21	5	9	1	3.57	.869	0	0	0	0	840:42
Justin Pogge	7	1	4	1	4.35	.844	0	0	0	0	371:42

## HOME ARENA

Air Canada Centre (Capacity: 18,819)

## PLAYOFF RESULT

Out of Playoffs

## UNIFORMS



GP	DATE	OPPONENT	RESULT
1	Oct 9	@ Detroit	3-2 W
2	Oct 11	Montreal	1-6 L
3	Oct 13	St. Louis	4-5 L (SO)
4	Oct 17	@ NY Rangers	0-1 L (SO)
5	Oct 18	@ Pittsburgh	1-4 L
6	Oct 21	Anaheim	2-3 L (SO)
7	Oct 23	@ Boston	4-2 W
8	Oct 25	Ottawa	3-2 W
9	Oct 28	Tampa Bay	2-3 L
10	Oct 29	@ New Jersey	6-5 W (SO)
11	Nov 1	NY Rangers	5-2 W
12	Nov 2	@ Carolina	4-6 L
13	Nov 4	Carolina	4-5 L (OT)
14	Nov 6	@ Boston	2-5 L
15	Nov 8	Montreal	6-3 W
16	Nov 11	@ Calgary	3-4 L
17	Nov 13	@ Edmonton	5-2 W
18	Nov 15	@ Vancouver	2-4 L
19	Nov 17	Boston	2-3 L
20	Nov 22	Chicago	4-5 L (OT)
21	Nov 25	Atl. Thrashers	3-6 L
22	Nov 27	@ Ottawa	1-2 L (SO)
23	Nov 29	Philadelphia	4-2 W
24	Dec 1	@ Los Angeles	3-1 W
25	Dec 2	@ San Jose	2-5 L
26	Dec 4	@ Phoenix	3-6 L
27	Dec 6	Washington	1-2 L
28	Dec 8	NY Islanders	4-2 W
29	Dec 12	@ Buffalo	2-1 W
30	Dec 16	New Jersey	3-2 W (SO)
31	Dec 18	@ Boston	5-8 L
32	Dec 20	@ Pittsburgh	7-3 W
33	Dec 22	@ Atl. Thrashers	6-2 W
34	Dec 23	Dallas	2-8 L
35	Dec 26	@ NY Islanders	1-4 L
36	Dec 28	Washington	1-4 L
37	Dec 30	Atl. Thrashers	4-3 W (OT)
38	Jan 1	Buffalo	1-4 L
39	Jan 3	Ottawa	3-1 W
40	Jan 6	Florida	2-4 L
41	Jan 8	@ Montreal	2-6 L
42	Jan 10	@ Philadelphia	1-4 L
43	Jan 13	Nashville	0-2 L
44	Jan 15	@ Carolina	6-4 W
45	Jan 16	@ Atl. Thrashers	3-4 L (OT)
46	Jan 19	Carolina	0-2 L
47	Jan 21	Boston	3-4 L (SO)
48	Jan 27	@ Minnesota	1-6 L
49	Jan 29	@ Colorado	7-4 W
50	Jan 31	Pittsburgh	5-4 W
51	Feb 3	Florida	3-4 L (OT)
52	Feb 4	@ Buffalo	0-5 L
53	Feb 7	@ Montreal	5-2 W
54	Feb 10	@ Florida	4-5 L (OT)
55	Feb 12	@ Tampa Bay	4-6 L
56	Feb 14	Pittsburgh	6-2 W
57	Feb 17	Buffalo	1-4 L
58	Feb 19	Columbus	3-4 L (SO)
59	Feb 21	Vancouver	2-3 L (SO)
60	Feb 22	@ NY Rangers	3-2 W (OT)
61	Feb 25	NY Rangers	2-1 W (SO)
62	Feb 26	NY Islanders	5-4 W (SO)
63	Feb 28	Ottawa	4-3 W (OT)
64	Mar 3	New Jersey	2-3 L (OT)
65	Mar 5	@ Washington	2-1 W
66	Mar 7	Edmonton	1-4 L
67	Mar 9	@ Ottawa	1-2 L
68	Mar 10	NY Islanders	3-2 W (OT)
69	Mar 12	Tampa Bay	1-4 L
70	Mar 14	Calgary	8-6 W
71	Mar 17	@ Tampa Bay	4-3 W (SO)
72	Mar 19	@ Florida	1-3 L
73	Mar 21	@ Montreal	5-2 W
74	Mar 24	Washington	3-2 W (SO)
75	Mar 27	@ Buffalo	3-5 L
76	Mar 28	Boston	5-7 L
77	Apr 1	Philadelphia	3-2 W
78	Apr 3	@ Philadelphia	5-8 L
79	Apr 4	Montreal	2-6 L
80	Apr 7	@ New Jersey	4-1 W
81	Apr 8	Buffalo	1-3 L
82	Apr 11	Ottawa	5-2 W



2009-10

(30-38-14 / 74 Points / 5th in Northeast Division)

GENERAL MANAGER: Brian Burke

HEAD COACH: Ron Wilson

CAPTAIN: None

PLAYER	POS	GP	G	A	P	+/-	PIM	PP	SH	GW	S
Phil Kessel	R	70	30	25	55	-8	21	8	0	5	297
Tomas Kaberle	D	82	7	42	49	-16	24	3	0	1	158
Alexei Ponikarovsky	L	61	19	22	41	5	44	4	0	1	147
Matt Stajan	C	55	16	25	41	-3	30	7	0	2	99
Nikolai Kulemin	L	78	16	20	36	0	16	0	1	3	145
Mikhail Grabovski	C	59	10	25	35	3	10	2	1	3	126
Niklas Hagman	L	55	20	13	33	-3	23	4	0	1	148
Lee Stempniak	R	62	14	16	30	-10	18	5	1	1	164
Tyler Bozak	C	37	8	19	27	-5	6	2	0	1	51
Jason Blake	L	56	10	16	26	-4	26	2	0	2	170
Ian White	D	56	9	17	26	1	39	2	0	1	130
Francois Beauchemin	D	82	5	21	26	-13	33	4	0	1	170
John Mitchell	C	60	6	17	23	-7	31	1	0	1	90
Luke Schenn	D	79	5	12	17	2	50	0	0	1	101
Carl Gunnarsson	D	43	3	12	15	8	10	0	0	0	45
Viktor Stalberg	L	40	9	5	14	-13	30	0	0	0	117
Jeff Finger	D	39	2	8	10	-11	20	0	0	0	29
Dion Phaneuf	D	26	2	8	10	-2	34	0	0	1	87
Rickard Wallin	C	60	2	7	9	-7	20	0	0	0	72
Wayne Primeau	C	59	3	5	8	-1	35	0	0	0	47
Jamal Mayers	R	44	2	6	8	-5	78	0	0	0	47
Christian Hanson	C	31	2	5	7	-2	16	0	1	0	45
Colton Orr	R	82	4	2	6	-4	239	0	0	1	43
Luca Caputi	L	19	1	5	6	0	10	0	0	0	32
Fredrik Sjöström	L	19	2	3	5	-4	4	0	0	0	31
Garnet Exelby	D	51	1	3	4	-8	73	0	0	0	14
Mike Komisarek	D	34	0	4	4	-9	40	0	0	0	35
Jamie Lundmark	C	15	1	2	3	-1	16	0	0	0	16
Jay Rosehill	L	15	1	1	2	-2	67	0	0	0	6
Nazem Kadri	C	1	0	0	0	-1	0	0	0	0	0
Jiri Tlustý	C	2	0	0	0	-2	0	0	0	0	2
Andre Deveau	C	1	0	0	0	-1	0	0	0	0	1
Tim Brent	C	1	0	0	0	0	0	0	0	0	3
Brayden Irwin	C	2	0	0	0	0	2	0	0	0	3

PLAYER	GP	W	L	OT	GAA	SV%	SO	G	A	PIM	TOI
Jonas Gustavsson	42	16	15	9	2.87	.902	1	0	2	2	2,339:36
Vesa Toskala	26	7	12	3	3.66	.874	1	0	0	4	1,393:02
Jean-Sebastien Giguere	15	6	7	2	2.49	.916	2	0	0	0	915:19
Joey MacDonald	6	1	4	0	3.20	.892	0	0	0	0	318:49

## HOME ARENA

Air Canada Centre (Capacity: 18,819)

## PLAYOFF RESULT

Out of Playoffs

## UNIFORMS



\*The 2010 Winter Olympics in Vancouver, Canada marked the fourth year of modern NHL participation. The Olympic break began on February 15 and the NHL schedule resumed on March 1.

GP	DATE	OPPONENT	RESULT
1	Oct 3	Ottawa	3-4 L (OT)
2	Oct 4	@ Ottawa	2-3 L
3	Oct 6	Montreal	4-3 W (OT)
4	Oct 9	Carolina	1-7 L
5	Oct 11	NY Islanders	8-1 W
6	Oct 13	Pittsburgh	4-6 L
7	Oct 15	@ Buffalo	4-5 L (OT)
8	Oct 18	Florida	3-2 W
9	Oct 20	Chicago	4-6 L
10	Oct 23	Atl. Thrashers	4-5 L (SO)
11	Oct 25	@ Pittsburgh	5-2 W
12	Oct 27	@ NY Rangers	4-1 W
13	Oct 29	Washington	1-7 L
14	Nov 2	@ New Jersey	2-3 L
15	Nov 3	@ Montreal	3-2 W
16	Nov 6	@ Ottawa	1-5 L
17	Nov 9	@ Buffalo	3-0 W
18	Nov 10	NY Rangers	2-3 L (SO)
19	Nov 13	Montreal	3-4 L (OT)
20	Nov 15	@ Boston	2-5 L
21	Nov 17	Ottawa	3-0 W
22	Nov 20	Boston	2-4 L
23	Nov 23	@ Dallas	1-3 L
24	Nov 24	@ Phoenix	1-5 L
25	Nov 27	Montreal	3-4 L (SO)
26	Nov 29	@ Atl. Thrashers	4-2 W
27	Dec 1	Pittsburgh	4-2 W
28	Dec 4	Nashville	3-1 W
29	Dec 6	@ NY Rangers	6-2 W
30	Dec 8	Boston	1-2 L
31	Dec 10	Tampa Bay	6-1 W
32	Dec 14	@ Atl. Thrashers	4-0 W
33	Dec 15	@ Montreal	1-4 L
34	Dec 18	@ Carolina	2-3 L (OT)
35	Dec 20	@ Tampa Bay	1-2 L
36	Dec 22	@ Florida	2-1 W (OT)
37	Dec 26	@ NY Islanders	3-4 L (OT)
38	Dec 27	@ Philadelphia	1-4 L
39	Dec 29	NY Rangers	1-6 L
40	Jan 1	Tampa Bay	4-3 W (SO)
41	Jan 3	@ Pittsburgh	2-6 L
42	Jan 5	Philadelphia	2-3 L
43	Jan 9	@ Anaheim	0-5 L
44	Jan 10	@ Los Angeles	2-1 L
45	Jan 12	@ San Jose	2-3 L
46	Jan 15	Carolina	5-4 W
47	Jan 17	@ Boston	3-2 W (SO)
48	Jan 19	Buffalo	4-2 W
49	Jan 20	@ New Jersey	2-3 L
50	Jan 23	Washington	3-2 W
51	Jan 24	@ Washington	1-2 L
52	Jan 26	@ St. Louis	2-3 L
53	Jan 31	@ Carolina	2-3 L (OT)
54	Feb 2	Ottawa	4-0 W
55	Feb 5	Florida	0-8 L
56	Feb 7	@ Montreal	4-2 W
57	Feb 9	Detroit	3-2 W (OT)
58	Feb 13	@ Buffalo	0-1 L
59	Feb 14	NY Islanders	4-5 L
60	Feb 16	Boston	4-3 W (OT)
61	Feb 19	Columbus	3-1 W
62	Feb 21	Buffalo	1-5 L
63	Feb 23	Atl. Thrashers	3-1 W
64	Feb 25	@ Ottawa	5-0 W
65	Feb 27	@ Florida	4-3 W (SO)
66	Feb 29	@ Tampa Bay	2-3 L (OT)
67	Mar 1	@ Washington	3-2 W
68	Mar 4	New Jersey	1-4 L
69	Mar 6	@ Boston	8-2 W
70	Mar 8	New Jersey	1-2 L
71	Mar 11	Philadelphia	4-3 W (OT)
72	Mar 12	@ Philadelphia	3-2 W
73	Mar 15	Buffalo	2-6 L
74	Mar 18	@ NY Islanders	3-1 W
75	Mar 22	@ Buffalo	4-4 W
76	Mar 22	@ Ottawa	5-4 W
77	Mar 25	Boston	2-6 L
78	Mar 27	@ Boston	2-4 L
79	Mar 29	Montreal	4-2 W
80	Apr 1	Buffalo	3-4 L (SO)
81	Apr 3	Ottawa	2-8 L
82	Apr 5	@ Montreal	1-3 L





2010-11

(37-34-11 / 85 Points / 4th in Northeast Division)

GENERAL MANAGER: Brian Burke

HEAD COACH: Ron Wilson

CAPTAIN: Dion Phaneuf

PLAYER	POS	GP	G	A	P	+/-	PIM	PP	SH	GW	S
Phil Kessel	R	82	32	32	64	-20	24	12	1	6	325
Clarke MacArthur	L	82	21	41	62	-3	37	6	0	3	154
Mikhail Grabovski	C	81	29	29	58	14	60	10	0	4	239
Nikolai Kulemin	L	82	30	27	57	7	26	5	1	5	173
Tomas Kaberle	D	58	3	35	38	-2	16	0	0	1	99
Kris Versteeg	R	53	14	21	35	-13	29	5	0	0	128
Tyler Bozak	C	82	15	17	32	-29	14	6	1	4	120
Dion Phaneuf	D	66	8	22	30	-2	88	3	0	1	190
Colby Armstrong	R	50	8	15	23	-1	38	0	0	0	69
Luke Schenn	D	82	5	17	22	-7	34	0	0	0	128
Tim Brent	C	79	8	12	20	-4	33	0	1	1	60
Carl Gunnarsson	D	68	4	16	20	-2	14	1	0	1	69
Joffrey Lupul	R	28	9	9	18	-7	19	2	0	1	75
Joey Crabb	R	48	3	12	15	-1	24	0	1	2	51
Darryl Boyce	L	46	5	8	13	8	33	0	0	1	27
Nazem Kadri	C	29	3	9	12	-3	8	0	0	0	51
Francois Beauchemin	D	54	2	10	12	-4	16	0	0	0	76
Mike Komisarek	D	75	1	9	10	-8	86	0	0	0	48
Mike Brown	R	50	3	5	8	1	69	1	0	0	59
Fredrik Sjöström	L	66	2	3	5	-5	14	0	0	0	62
Brett Lebda	D	41	1	3	4	-14	14	0	0	0	34
John Mitchell	C	23	2	1	3	-7	12	1	0	1	28
Jay Rosehill	L	26	1	2	3	-6	71	0	0	0	12
Colton Orr	R	46	2	0	2	-1	128	0	0	1	14
Keith Aulie	D	40	2	0	2	-1	32	0	0	0	32
Joe Colborne	C	1	0	1	1	1	0	0	0	0	1
Michael Zigomanis	C	8	0	1	1	0	4	0	0	0	7
Matt Lashoff	D	11	0	1	1	1	6	0	0	0	8
Matt Frattin	R	1	0	0	0	-1	0	0	0	0	5
Luca Caputi	L	7	0	0	0	-2	4	0	0	0	8
Korbinian Holzer	D	2	0	0	0	-1	2	0	0	0	1
Christian Hanson	C	6	0	0	0	0	4	0	0	0	2
Marcel Mueller	C	3	0	0	0	0	2	0	0	0	5

PLAYER	GP	W	L	OT	GAA	SV%	SO	G	A	PIM	TOI
James Reimer	37	20	10	5	2.60	.921	3	0	1	2	2,080:09
Jean-Sebastien Giguere	33	11	11	4	2.87	.900	0	0	0	4	1,633:01
Jonas Gustavsson	23	6	13	2	3.29	.890	0	0	0	0	1,242:07

## HOME ARENA

Air Canada Centre (Capacity: 18,819)

## PLAYOFF RESULT

Out of Playoffs

## UNIFORMS

HOME



AWAY



ALTERNATE



GP	DATE	OPPONENT	RESULT
1	Oct 7	Montreal	3-2 W
2	Oct 9	Ottawa	5-1 W
3	Oct 13	@ Pittsburgh	4-3 W
4	Oct 15	@ NY Rangers	4-3 W (OT)
5	Oct 18	NY Islanders	1-2 L (OT)
6	Oct 21	NY Rangers	1-2 L
7	Oct 23	@ Philadelphia	2-5 L
8	Oct 26	Florida	3-1 W
9	Oct 28	Boston	0-2 L
10	Oct 30	NY Rangers	0-2 L
11	Nov 2	Ottawa	2-3 L
12	Nov 3	@ Washington	4-5 L (SO)
13	Nov 6	Buffalo	2-3 L (SO)
14	Nov 9	@ Tampa Bay	0-4 L
15	Nov 10	Florida	1-4 L
16	Nov 13	Vancouver	3-5 L
17	Nov 16	Nashville	5-4 W
18	Nov 18	New Jersey	3-1 W
19	Nov 20	@ Montreal	0-2 L
20	Nov 22	Dallas	4-1 W
21	Nov 26	@ Buffalo	1-3 L
22	Nov 27	@ Ottawa	0-3 L
23	Nov 30	Tampa Bay	3-4 L (OT)
24	Dec 2	Edmonton	0-5 L
25	Dec 4	Boston	3-2 W (SO)
26	Dec 6	@ Washington	5-4 W (SO)
27	Dec 8	@ Pittsburgh	2-5 L
28	Dec 9	Philadelphia	1-4 L
29	Dec 11	Montreal	3-1 W
30	Dec 14	@ Edmonton	4-1 W
31	Dec 16	@ Calgary	2-5 L
32	Dec 18	@ Vancouver	1-4 L
33	Dec 20	Atl. Thrashers	3-6 L
34	Dec 26	@ New Jersey	4-1 W
35	Dec 28	Carolina	3-4 L
36	Dec 30	Columbus	2-3 L
37	Jan 1	@ Ottawa	5-1 W
38	Jan 3	Boston	1-2 L
39	Jan 6	St. Louis	6-5 W (SO)
40	Jan 7	@ Atl. Thrashers	9-3 W
41	Jan 10	Los Angeles	3-2 W
42	Jan 11	@ San Jose	4-2 W
43	Jan 13	@ Phoenix	1-5 L
44	Jan 15	Calgary	1-2 L (SO)
45	Jan 19	@ NY Rangers	0-7 L
46	Jan 20	Anaheim	5-2 W
47	Jan 22	Washington	1-4 L
48	Jan 24	@ Carolina	4-6 L
49	Jan 25	@ Tampa Bay	0-2 L
50	Feb 1	Florida	4-3 W (SO)
51	Feb 3	Carolina	3-0 W
52	Feb 5	@ Buffalo	2-6 L
53	Feb 7	Atl. Thrashers	5-4 W
54	Feb 8	@ NY Islanders	5-3 W
55	Feb 10	New Jersey	1-2 L (OT)
56	Feb 12	@ Montreal	0-3 L
57	Feb 15	@ Boston	4-3 W
58	Feb 16	@ Buffalo	2-1 W
59	Feb 19	Ottawa	0-1 L (SO)
60	Feb 22	NY Islanders	2-1 W
61	Feb 24	@ Montreal	5-4 W
62	Feb 26	Pittsburgh	5-6 L (SO)
63	Feb 27	@ Atl. Thrashers	2-3 L (OT)
64	Mar 2	Pittsburgh	3-2 W (OT)
65	Mar 3	@ Philadelphia	3-2 W
66	Mar 5	Chicago	3-5 L
67	Mar 8	@ NY Islanders	3-4 L (OT)
68	Mar 10	Philadelphia	2-3 L
69	Mar 12	Buffalo	4-3 W
70	Mar 14	Tampa Bay	2-6 L
71	Mar 16	@ Carolina	3-1 W
72	Mar 17	Florida	0-4 L
73	Mar 19	Boston	5-2 W
74	Mar 22	@ Minnesota	3-0 W
75	Mar 24	@ Colorado	4-3 W
76	Mar 26	@ Detroit	2-4 L
77	Mar 29	Buffalo	4-3 W
78	Mar 31	@ Boston	4-3 W (SO)
79	Apr 2	@ Ottawa	4-2 W
80	Apr 5	Washington	2-3 L (SO)
81	Apr 6	@ New Jersey	2-4 L
82	Apr 9	Montreal	1-4 L

REALSPORTS  
BAR & GRILLTHE ULTIMATE  
SPORTS DESTINATIONVOTED #1 SPORTS BAR IN NORTH AMERICA BY **ESPN**

- 25,000 square feet of incredible atmosphere anchored by a 39 Ft HD Screen and 199 HD TV's
- 116 Taps with over 36 Beer Selections
- 12+ Specialty Chicken Wings
- 10+ Mouth Watering Burgers
- Multiple Event Spaces Available for Parties of 10-1000



OPEN FOR LUNCH, DINNER, LATE NIGHT &amp; SPECIAL EVENTS

MAPLE LEAF SQUARE | 15 YORK ST. | OUTSIDE AIR CANADA CENTRE | 416.815.7325

REALSPORTS.CA | FOLLOW US ON |

# ALL-TIME PLAYER ROSTER



NAME (SEASONS PLAYED)	POS	NO(S)	GP	G	A	PTS	PIM
ACOMB, Doug (69/70)	C	22	2	0	1	1	0
ADAM, Russ (82/83)	C	16	8	1	2	3	11
ADAMS, Kevyn (97/98 to 99/00)	C	42	58	5	8	13	46
ADAMS, Jack (17/18 to 18/19; 22/23 to 25/26)	C	-	133	78	31	109	300
ADAMS, Stewart (32/33)	LW	9	9	0	2	2	0
ALDCORN, Gary (56/57 to 58/59)	LW	21, 22, 26	86	15	18	33	18
ALEXANDER, Claire (74/75 to 76/77)	D	20	123	10	29	39	30
ALLISON, Jason (05/06)	C	41	66	17	43	60	76
ALLISON, Mike (86/87 to 87/88)	LW	8	86	7	19	26	76
ANDERSON, Glenn (91/92 to 93/94)	RW	10, 9	221	63	94	157	267
ANDERSON, John (77/78 to 84/85)	RW	10, 28	534	189	204	393	168
ANDREWS, Lloyd (21/22 to 24/25)	LW	-	53	8	5	13	10
ANDREYCHUK, Dave (92/93 to 95/96)	LW	14	223	120	99	219	194
ANDRUSAK, Greg (99/00)	D	25	9	0	1	1	4
ANTROPOV, Nik (99/00 to 08/09)	RW	80, 11, 9	509	125	166	291	477
APPS, Syl (36/37 to 42/43; 45/46 to 47/48)	C	10, 16	423	201	231	432	56
ARBOUR, Al (61/62 to 63/64; 65/66)	D	3, 18	66	2	7	9	74
ARBOUR, Amos (23/24)	LW	-	21	1	3	4	4
ARBOUR, Jack (28/29)	F	2	10	1	0	1	10
ARMSTRONG, Colby (10/11 to present)	RW	9	50	8	15	23	38
ARMSTRONG, George (49/50; 51/52 to 70/71)	RW	10, 15, 20	1187	296	417	713	721
ARMSTRONG, Murray (37/38 to 38/39)	C	17	12	0	1	1	0
ARMSTRONG, Norm (62/63)	D	18	7	1	1	2	2
ARMSTRONG, Tim (88/89)	C	8	11	1	0	1	6
ARUNDEL, John (49/50)	D	25	3	0	0	0	9
ASHBY, Don (75/76 to 78/79)	C	8, 9, 20	141	26	40	66	34
AUBIN, Normand (81/82 to 82/83)	C	24, 35	69	18	13	31	30
AUGUSTA, Patrik (93/94)	RW	24	2	0	0	0	0
AULIE, Keith (10/11 to present)	D	59	40	2	0	2	32
BACKOR, Peter (44/45)	D	14	36	4	5	9	6
BAILEY, Bob (53/54 to 55/56)	RW	17, 18, 20, 21, 23	86	6	9	15	128
BAILEY, Irvine (Ace) (26/27 to 33/34)	RW	6, 12, 8	313	111	82	193	472
BAILEY, Reid (82/83)	D	4, 33	1	0	0	0	2
BAKER, Jamie (96/97 to 97/98)	C	16	71	8	13	21	38
BALDWIN, Doug (45/46)	D	19	15	0	1	1	6
BALFOUR, Earl (51/52; 53/54; 55/56; 57/58)	LW	16, 22, 23, 24, 25	80	14	6	20	48
BARBE, Andre (50/51)	RW	14	1	0	0	0	2
BARILKO, Bill (46/47 to 50/51)	D	5, 19, 21	252	26	36	62	456
BATHGATE, Andy (63/64 to 64/65)	RW	9	70	19	44	63	42
BATTAGLIA, Bates (06/07 to 07/08)	LW	33	95	12	19	31	52
BAUMGARTNER, Ken (91/92 to 95/96)	LW/D	8, 22	200	7	7	14	520
BAUN, Bob (56/57 to 66/67; 70/71 to 72/73)	D	21, 26	739	29	140	169	1155
BEAUCHEMIN, Francois (09/10 to 10/11)	D	22	136	7	31	38	49
BELAK, Wade (01/02 to 07/08)	D/RW	3, 2	318	7	17	24	763
BELANGER, Alain (77/78)	RW	18	9	0	1	1	6
BELANGER, Ken (94/95)	LW	43	3	0	0	0	9
BELL, Brendan (05/06 to 06/07)	D	36	1	0	0	0	0
BELL, Mark (07/08)	LW	9	35	4	6	10	60
BELLEFEUILLE, Pete (25/26 to 26/27)	RW	10	67	14	2	16	34
BENNING, Jim (81/82 to 86/87)	D	3, 15	364	37	136	173	289
BENTLEY, Max (47/48 to 52/53)	C	7	354	122	134	256	136
BERARD, Bryan (98/99 to 99/00)	D	34	102	8	41	49	64
BEREHOVSKY, Drake (90/91 to 94/95; 03/04)	D	29, 24, 55	133	7	28	35	181
BEREZIN, Sergei (96/97 to 00/01)	LW	94	357	126	94	220	34
BERG, Aki (00/01 to 05/06)	D	8	325	10	32	42	172
BERG, Bill (92/93 to 95/96)	LW	10	196	21	21	42	206
BERUBE, Craig (91/92)	LW	16	40	5	7	12	109
BIALOWAS, Frank (93/94)	LW	36	3	0	0	0	12
BIONDA, Jack (55/56)	D	22	13	0	1	1	18
BLAIR, Andy (28/29 to 35/36)	C	5, 11, 12	358	74	83	157	290
BLAIR, Charles (48/49)	RW	14, 22	1	0	0	0	0
BLAIR, George (Dusty) (50/51)	C	14	2	0	0	0	0
BLAISDELL, Mike (87/88 to 88/89)	RW	22	2	4	2	6	6
BLAKE, Jason (07/08 to 09/10)	LW	55	216	50	91	141	94
BLAKE, Mickey (35/36)	D	3, 20	8	0	0	0	2
BODNAR, Gus (43/44 to 46/47)	C	8, 21	187	48	105	153	60

# ALL-TIME PLAYER ROSTER



NAME (SEASONS PLAYED)	POS	NO(S)	GP	G	A	PTS	PIM
BOESCH, Garth (46/47 to 49/50)	D	5, 18	197	9	28	37	205
BOHONOS, Lonny (97/98 to 99/00)	C	16	13	6	3	9	8
BOIMISTRUCK, Fred (81/82 to 82/83)	D	11	83	4	14	18	45
BOISVERT, Serge (82/83)	RW	12	17	0	2	2	4
BOIVIN, Leo (51/52 to 54/55)	D	16, 18, 19, 21	137	3	20	23	186
BOLL, Frank (Buzz) (33/34 to 38/39)	LW	8, 17	213	61	39	100	69
BOLTON, Hugh (49/50 to 56/57)	D	4, 19, 20, 23	235	10	51	61	221
BOOTHMAN, George (42/43 to 43/44)	RW	14, 16	58	17	19	36	18
BORSCHESKY, Nikolai (92/93 to 94/95)	RW	16	142	48	65	113	38
BOSCHMAN, Laurie (79/80 to 81/82)	C	12	187	39	70	109	406
BOUDREAU, Bruce (76/77 to 82/83)	C	12, 19, 35, 11, 17, 28	134	27	42	69	44
BOURGALT, Leo (26/27)	D	8, 16	22	0	0	0	44
BOUTETTE, Pat (75/76 to 79/80)	RW	15	349	59	82	141	520
BOYCE, Darryl (07/08, 10/11 to present)	C	50, 47	47	5	8	13	32
BOYER, Wally (65/66)	C	15, 18	46	4	17	21	23
BOZAK, Tyler (09/10 to present)	C	42	119	23	36	59	20
BRADLEY, Brian (90/91 to 91/92)	C	44	85	10	32	42	68
BRENNEMAN, John (66/67)	LW	24	41	6	4	10	4
BRENT, Tim (09/10 to 10/11)	C	37	80	8	12	20	33
BREWER, Carl (57/58 to 64/65; 79/80)	D	2, 18, 28, 25	473	19	136	155	917
BRINDLEY, Doug (70/71)	C	17	3	0	0	0	0
BRITZ, Greg (83/84 to 84/85)	RW	16, 32	7	0	0	0	4
BROSSART, Willy (73/74 to 74/75)	D	25	21	0	1	1	22
BROTEN, Aaron (90/91)	LW	21	27	6	4	10	32
BROWN, Arnie (61/62; 63/64)	D	16, 22	6	0	0	0	6
BROWN, Jeff (97/98)	D	33	19	1	8	9	10
BROWN, Mike (10/11 to present)	RW	18	50	3	5	8	69
BRUBAKER, Jeff (84/85 to 85/86)	LW	23	89	8	4	12	276
BRYDGE, Bill (26/27)	D	3	41	6	3	9	76
BRYDSON, Gord (29/30)	F	14	8	2	0	2	8
BUCHANAN, Al (48/49 to 49/50)	LW	24, 25	4	0	1	1	2
BULLARD, Mike (91/92)	C/LW	22	65	14	14	28	42
BUREGA, Bill (55/56)	D	20	4	0	1	1	4
BURROWS, Dave (78/79 to 80/81)	D	26	151	5	27	32	72
BUTCHER, Garth (94/95)	D	2	45	1	7	8	59
BUTLER, Jerry (77/78 to 79/80)	RW	17	204	24	22	46	130
BYERS, Mike (67/68 to 68/69)	RW	24	15	2	2	4	2
CAFFERY, Jack (54/55)	C	25	3	0	0	0	0
CAHAN, Larry (54/55 to 55/56)	D	20	79	0	8	8	110
CAIN, Francis (25/26)	D	-	23	0	0	0	8
CAMERON, Harry (17/18 to 18/19; 19/20; 20/21 to 22/23)	D	-	105	71	45	116	127
CAPUANO, Jack (89/90)	D	26	1	0	0	0	0
CAPUTI, Luca (09/10 to present)	LW	33	26	1	5	6	14
CAREY, George (23/24)	RW	-	4	0	0	0	0
CARLETON, Wayne (65/66 to 69/70)	LW	12, 25	91	10	16	26	60
CARLYLE, Randy (76/77 to 77/78)	D	23, 28	94	2	16	18	82
CARR, Red (43/44)	LW	14	5	0	1	1	4
CARR, Lorne (41/42 to 45/46)	RW	9	236	105	121	226	37
CARRIERE, Larry (79/80)	D	3	2	0	1	1	0
CARSON, William (26/27 to 28/29)	F	5, 15	96	43	18	61	122
CERESINO, Ray (48/49)	F	16	12	1	1	2	2
CHAMBERLAIN, Murph (37/38 to 39/40)	C/LW	8, 14	131	19	45	64	146
CHAMPAGNE, Andre (62/63)	LW	18	2	0	0	0	0
CHASE, Kelly (96/97 to 97/98)	RW	39	2	0	0	0	27
CHISHOLM, Lex (39/40 to 40/41)	C	9, 22	54	10	8	18	19
CHURCH, Jack (38/39 to 41/42)	D	16, 19, 20	72	1	11	12	114
CIMETTA, Rob (90/91 to 91/92)	LW	34, 14	49	6	7	13	33
CLANCY, King (30/31 to 36/37)	D	7, 5	286	52	78	130	383
CLANCY, Terry (68/69 to 69/70; 72/73)	RW	7, 21	86	6	6	12	37
CLARK, Wendel (85/86 to 93/94; 95/96 to 97/98; 99/00)	LW	17	608	260	181	441	1535
CLEGHORN, Sprague (20/21)	D	-	13	3	5	8	31
COLAIACOVINO, Carlo (02/03 to 08/09)	D	8, 45	111	12	21	33	57
COLBORNE, Joe (10/11 to present)	C	32	1	0	1	1	0
CONACHER, Brian (61/62; 65/66 to 67/68)	LW	17, 18, 22	133	25	27	52	80
CONACHER, Charlie (29/30 to 37/38)	RW	9, 6	326	200	124	324	411
CONACHER, Pete (57/58)	LW	16	5	0	1	1	5



## ALL-TIME PLAYER ROSTER



ARENAS



ST. PATS



MAPLE LEAFS

NAME (SEASONS PLAYED)	POS	NO(S)	GP	G	A	PTS	PIM
ECCLESTONE, Tim (73/74 to 74/75)	LW	16	51	10	15	25	32
EDMUNDSON, Garry (Duke) (59/60 to 60/61)	LW	25	42	4	6	10	47
EHMAN, Gerry (58/59 to 60/61; 63/64)	RW	8, 17	123	26	31	57	40
ELLETT, Dave (90/91 to 96/97)	D	4	446	51	172	223	371
ELLIS, Ron (63/64 to 74/75; 77/78 to 80/81)	RW	6, 8, 11	1034	332	308	640	207
ERIKSSON, Anders (01/02 to 02/03)	D	44	38	0	2	2	12
ESAU, Leonard (91/92)	D	36	2	0	0	0	0
EVANS, Chris (69/70)	D	26	2	0	0	0	0
EVANS, Daryl (86/87)	LW	3	2	1	0	1	0
EVANS, Paul (76/77 to 77/78)	C	17, 28, 29	11	1	1	2	21
EXELBY, Garnet (09/10)	D	3, 7	51	1	3	4	73
EZINICKI, Bill (44/45 to 49/50)	RW	12, 16, 17	271	56	79	135	525
F AIRCHILD, Kelly (95/96 to 96/97)	C	40, 7	23	0	3	3	4
FARKAS, Jeff (00/01 to 01/02)	RW	19, 20	8	0	2	2	6
FARRISH, Dave (79/80 to 80/81; 82/83 to 83/84)	D	23, 28	209	11	69	80	215
FAULKNER, Alex (61/62)	C	8	1	0	0	0	0
FAUSS, Ted (86/87 to 87/88)	D	2, 34	28	0	2	2	15
FENTON, Paul (90/91)	LW	16	30	5	10	15	0
FERGUS, Tom (85/86 to 91/92)	C	19	357	118	179	297	324
FERGUSON, George (72/73 to 77/78)	C	10	359	57	110	167	236
FINGER, Jeff (08/09 to 09/10)	D	4	105	8	25	33	63
FINNIGAN, Frank (31/32; 34/35 to 36/37)	RW	12, 20	154	14	26	40	61
FISHER, Alvin (24/25)	RW	-	9	1	0	1	4
FITZGERALD, Tom (02/03 to 03/04)	RW	12	135	11	23	34	109
FLAMAN, Fernie (50/51 to 53/54)	D	3, 12	228	4	27	31	368
FLETT, Bill (74/75)	RW	19	77	15	25	40	38
FOLEY, Gerry (54/55)	RW	11	4	0	0	0	8
FOLIGNO, Mike (90/91 to 93/94)	RW	15, 71	129	27	20	47	203
FORSEY, Jack (42/43)	F	17	19	7	9	16	10
FORTIER, Dave (72/73)	D	22	23	1	4	5	63
FOSTER, Alex (07/08)	C	32	3	0	0	0	0
FOWLER, Jim (36/37 to 38/39)	D	3	135	18	29	47	39
FRANCESCHETTI, Lou (89/90 to 90/91)	RW	15	96	22	16	38	157
FRANCIS, Ron (03/04)	C	10	12	3	7	10	0
FRATTIN, Matt (10/11 to present)	RW	39	1	0	0	0	0
FROGREN, Jonas (08/09)	D	24	41	1	6	7	28
FRYCER, Miroslav (81/82 to 87/88)	RW	14	329	115	153	268	374
G AGNE, Paul (88/89)	LW	18, 41	16	3	2	5	6
GAGNER, Dave (95/96)	C	15	28	7	15	22	59
GAMACHE, Simon (07/08)	LW	39	11	2	2	4	6
GAMBLE, Dick (65/66 to 66/67)	LW	9	3	1	0	1	0
GARDNER, Cal (48/49 to 51/52)	C	17	219	58	95	153	129
GARDNER, Paul (78/79 to 79/80)	C	18	56	18	15	33	10
GARIEPY, Ray (55/56)	D	2	1	0	0	0	4
GARLAND, Scott (75/76 to 76/77)	C	25	85	13	23	36	91
GARTNER, Mike (93/94 to 95/96)	RW	11	130	53	33	86	62
GAVEY, Aaron (02/03 to 03/04)	C	10	5	0	1	1	0
GAVIN, Stewart (80/81 to 84/85)	LW	9, 17	268	34	48	82	214
GIBSON, John (81/82)	D	23	27	0	2	2	67
GILL, Hal (06/07 to 07/08)	D	25	145	8	32	40	143
GILL, Todd (84/85 to 95/96)	D	3, 11, 23, 29	639	59	210	269	922
GILMOUR, Doug (91/92 to 96/97; 02/03)	C	93	393	131	321	452	386
GINGRAS, Gaston (82/83 to 84/85)	D	11	109	17	40	57	26
GIRARD, Ken (56/57 to 57/58; 59/60)	RW	27	7	0	1	1	2
GLENNIE, Brian (69/70 to 77/78)	D	24	554	12	98	110	599
GODDEN, Ernie (81/82)	C	18	5	1	1	2	6
GODYNYUK, Alexander (90/91 to 91/92)	D	93	49	3	9	12	75
GOLDHAM, Bob (41/42; 45/46 to 46/47)	D	2, 14, 17	79	12	22	34	79
GOLDUP, Hank (39/40 to 42/43)	LW	20, 23	99	29	34	63	28
GORMAN, Ed (27/28)	D	3	19	0	1	1	30
GOVEDARIS, Chris (93/94)	LW	8	12	2	2	4	14
GRABOVSKI, Mikhail (08/09 to present)	C	84	218	59	82	141	162
GRACIE, Bob (30/31 to 32/33)	LW	14	104	26	23	49	60
GRAHAM, Pat (83/84)	LW	23	41	4	4	8	65
GRAY, Alex (28/29)	RW	9	7	0	0	0	2
GREIG, Mark (93/94)	RW	11	13	2	2	4	10

## ALL-TIME PLAYER ROSTER



ARENAS



ST. PATS



MAPLE LEAFS

NAME (SEASONS PLAYED)	POS	NO(S)	GP	G	A	PTS	PIM
CONVERY, Brandon (95/96 to 96/97)	C	12	50	7	10	17	24
COOPER, David (96/97 to 97/98; 00/01)	D	42, 33	30	3	7	10	24
COPP, Robert (42/43; 50/51)	D	2, 14	40	3	9	12	26
CORBEAU, Bert (23/24 to 26/27)	D	2	131	18	19	37	338
CORRIGAN, Charlie (37/38)	RW	19	3	0	0	0	0
CORSON, Shayne (00/01 to 02/03)	LW	27	197	27	47	74	358
COSTELLO, Les (48/49)	LW	15, 22	15	2	3	5	11
COSTELLO, Rich (83/84; 85/86)	C	8, 16	12	2	2	4	2
COTÉ, Sylvain (97/98 to 99/00)	D	3	94	8	31	39	34
COTTON, Harold (28/29 to 34/35)	LW	8, 11, 14	285	68	88	156	252
COUGHLIN, Jack (17/18)	RW	-	5	2	0	2	3
COURTNALL, Russ (83/84 to 88/89)	C	9, 16, 26	309	90	128	218	243
COX, Dan (26/27 to 29/30)	LW	6, 7	116	22	19	41	63
CRABB, Joey (10/11 to present)	RW	46	48	3	12	15	24
CRAIG, Mike (94/95 to 96/97)	RW	9	172	20	30	50	116
CRAIGHEAD, John (96/97)	RW	44	5	0	0	0	10
CRAWFORD, Rusty (17/18 to 18/19)	LW	-	26	8	6	14	102
CREIGHTON, Dave (54/55; 58/59 to 59/60)	C	11, 22, 23	62	6	15	21	16
CROSS, Cory (99/00 to 01/02)	D	4	162	10	25	35	168
CROZIER, Joe (59/60)	D	23	5	0	3	3	2
CULLEN, Barry (55/56 to 58/59)	RW	19	164	28	43	71	88
CULLEN, Brian (54/55 to 58/59)	C	14, 16, 18, 22, 27	220	37	60	97	80
CULLEN, John (92/93 to 93/94)	C	19	100	26	45	71	120
CURRAN, Brian (87/88 to 90/91)	D	28	130	3	14	17	512
CZERKAWSKI, Mariusz (05/06)	R	21	19	4	1	5	6
D AHL, Kevin (98/99)	D	4	3	0	0	0	2
DALLMAN, Marty (87/88)	C	35, 15	6	0	1	1	0
DAMPHOUSSE, Vincent (86/87 to 90/91)	LW	10	394	118	211	329	262
DAQUST, Dan (82/83 to 89/90)	C	24	518	87	166	253	540
DARRAGH, Harold (31/32 to 32/33)	F	16	67	6	12	18	6
DAVIDSON, Bob (34/35 to 45/46)	L/RW	4, 5, 17, 18	491	94	160	254	398
DAVIS, Kim (80/81)	C	18	2	0	0	0	4
DAWES, Bob (46/47; 48/49 to 49/50)	D	21, 23, 25	17	2	2	4	2
DAY, Hap (24/25 to 36/37)	D	4, 3	538	86	113	199	587
DeBLOIS, Lucien (90/91 to 91/92)	RW	27	92	18	23	41	69
DeGRAY, Dale (87/88)	D	3	56	6	18	24	63
DeMARCO, Ab (42/43)	C	17	4	0	1	1	0
DEMPSEY, Nathan (96/97 to 01/02)	D	43	48	2	12	14	8
DENNENY, Corbett (17/18 to 22/23; 26/27)	RW	5	135	98	41	139	130
DENOIRD, Gerry (22/23)	C	-	17	0	1	1	0
DERLAGO, Bill (79/80 to 85/86)	C	19	378	158	176	334	179
DEVEAUX, Andre (08/09 to 09/10)	C	56	22	0	1	1	75
DEVEREAUX, Boyd (06/07 to 08/09)	C	22	118	21	27	48	38
DICKENS, Ernie (41/42; 45/46)	D	16, 23	25	3	5	8	12
DIDUCK, Gerald (99/00)	D	2	26	0	3	3	33
DiPIETRO, Paul (94/95 to 95/96)	C	25	32	5	5	10	10
DOMI, Tie (89/90; 94/95 to 05/06)	R	40, 8, 28	777	84	112	196	2265
DORATY, Ken (32/33 to 34/35)	F	15	83	15	25	40	22
DOREY, Jim (68/69 to 71/72)	D	8	231	25	74	99	553
DOUGLAS, Kent (62/63 to 66/67)	D	19	283	20	65	85	408
DOWNIE, David (32/33)	C	11, 17	11	0	1	1	2
DRAPER, Bruce (62/63)	F	17	1	0	0	0	0
DRILLON, Gord (36/37 to 41/42)	LW	12, 21	262	127	117	244	42
DRUKEN, Harold (02/03 to 03/04)	C	23, 18	14	0	6	6	4
DUFF, Dick (54/55 to 63/64)	LW	9, 17	582	174	165	339	535
DUNCAN, Art (27/28 to 30/31)	D	4, 11	122	15	14	29	199
DUNDAS, Rocky (89/90)	RW	34	5	0	0	0	14
DUNLAP, Frank (43/44)	F	20	15	0	1	1	2
DUNN, Dave (74/75 to 75/76)	D	4	115	3	19	22	226
DUPERE, Denis (70/71 to 73/74)	LW	15, 17	192	29	44	73	26
DUPONT, Jerome (86/87)	D	2	13	0	0	0	23
DURIS, Vitezslav (80/81; 82/83)	D	23, 24	89	3	20	23	62
DYE, Babe (19/20; 20/21 to 25/26; 30/31)	RW	6	177	173	42	215	190
E AKINS, Dallas (98/99)	D	2	18	0	2	2	24
EARL, Robbie (07/08)	LW	52	9	0	1	1	0
EASTWOOD, Mike (91/92 to 94/95)	C	21, 32	111	14	23	37	85



# ALL-TIME PLAYER ROSTER



NAME (SEASONS PLAYED)	POS	NO(S)	GP	G	A	PTS	PIM
GREEN, Travis (01/02 to 02/03; 06/07)	C	39	181	23	35	58	149
GRISDALE, John (72/73;74/75)	D	3	51	1	7	8	80
GROSS, Lloyd (26/27)	LW	11	16	1	1	2	0
GUNNARSSON, Carl (09/10 to present)	D	36	111	7	28	35	24
GUSTAFSSON, Per (97/98)	D	24	22	1	4	5	10
HAGGERTY, Sean (95/96)	LW	52	1	0	0	0	0
HAGMAN, Niklas (08/09 to 09/10)	RW	9	120	42	33	75	27
HALDERSON, Harold (26/27)	D	14	26	1	2	3	36
HALKIDIS, Bob (91/92)	D	33	46	3	3	6	145
HAMEL, Hap (30/31)	F	14	2	0	0	0	4
HAMILTON, Jack (42/43 to 43/44; 45/46)	C	15, 17, 22	138	31	48	79	76
HAMILTON, Jeff (08/09)	RW	51	15	3	3	6	4
HAMILTON, Reg (35/36 to 44/45)	D	3, 5, 20, 22	366	20	77	97	379
HAMMARSTROM, Inge (73/74 to 77/78)	LW	11	292	85	82	167	80
HAMMOND, Ken (88/89)	D	29	14	0	2	2	12
HAMPSON, Ted (59/60)	C	14	41	2	8	10	17
HANNAN, Dave (89/90 to 91/92)	C	9	148	19	34	53	153
HANNIGAN, Gord (52/53 to 55/56)	C	17, 22, 23	161	29	31	60	117
HANNIGAN, Pat (59/60)	RW	23	1	0	0	0	0
HANNIGAN, Ray (48/49)	F	16	3	0	0	0	2
HANSON, Christian (08/09 to 10/11)	C	20	42	3	6	9	22
HARLOCK, David (93/94 to 95/96)	D	28, 38	8	0	0	0	0
HARRIS, Bill (55/56 to 64/65)	C	15	610	106	181	287	187
HARRIS, Bill (81/82 to 83/84)	RW	16	146	20	29	49	44
HARRIS, Duke (67/68)	RW	17	4	0	0	0	0
HARRISON, Jay (05/06 to 06/07; 08/09)	D	43	20	0	2	2	18
HARRISON, Jim (69/70 to 71/72)	C	7, 12	175	39	47	86	248
HASSARD, Bob (49/50 to 50/51; 52/53 to 53/54)	C	17, 20, 25	109	9	28	37	18
HAWKINS, Todd (91/92)	RW	8	2	0	0	0	0
HEALEY, Paul (01/02 to 02/03)	RW	26	65	6	14	20	14
HEDIN, Pierre (03/04)	D	3	3	0	1	1	0
HEFFERNAN, Frank (19/20)	D	-	19	0	1	1	10
HENDERSON, Paul (67/68 to 73/74)	LW	19	408	162	156	318	166
HENDRICKSON, Darby (94/95 to 95/96; 96/97 to 98/99) ...C/LW		37, 16, 14	233	27	20	47	195
HERBERTS, Jim (27/28)	F	7	43	15	4	19	64
HERON, Bob (Red) (38/39 to 40/41)	C	16, 17, 18	83	20	17	37	24
HEWARD, Jamie (95/96 to 96/97)	D	36, 26	25	1	4	5	6
HICKEY, Pat (79/80 to 81/82)	LW	15, 16	118	38	49	87	65
HIGGINS, Paul (81/82 to 82/83)	RW	17, 29	25	0	0	0	152
HILL, Mel (42/43 to 45/46)	RW	8	146	49	61	110	77
HILLMAN, Larry (60/61 to 67/68)	D	2, 16, 22	265	13	75	88	185
HINSE, Andre (67/68)	LW	23	4	0	0	0	0
HODGSON, Dan (85/86)	C	16	40	13	12	25	12
HOGLUND, Jonas (99/00 to 02/03)	LW	14	325	78	106	184	62
HOGUE, Benoit (94/95 to 95/96)	C/RW	28, 32, 33	56	15	28	43	68
HOLDEN, Josh (02/03 to 03/04)	C	9	6	1	0	1	2
HOLLETT, Flash (33/34 to 35/36)	D	3, 15	63	11	20	31	50
HOLLWEG, Ryan (08/09)	LW	44	25	0	2	2	38
HOLWAY, Albert (23/24 to 25/26)	D	-	42	3	2	5	20
HOLZER, Korbinian (10/11 to present)	D	55	2	0	0	0	2
HOPKINS, Larry (77/78)	LW	12	2	0	0	0	0
HORNE, George (28/29)	F	8	39	9	3	12	32
HORNER, Red (28/29 to 39/40)	D	2, 11, 15	490	42	110	152	1264
HORTON, Tim (49/50;51/52 to 69/70)	D	7, 16, 20	1185	109	349	458	1389
HORVATH, Bronco (62/63)	C	17	9	0	4	4	12
HOTHAM, Greg (79/80 to 81/82)	D	2, 4, 8	60	4	11	15	21
HOUSLEY, Phil (02/03)	D	96	1	0	0	0	2
HOWARD, Jack (36/37)	D	21	2	0	0	0	0
HOWE, Syd (31/32)	C	3, 15	3	0	0	0	0
HUARD, Roland (30/31)	F	9	1	1	0	1	0
HUBICK, Greg (75/76)	D	19	72	6	8	14	10
HUDSON, Mike (95/96)	C	15	27	2	0	2	29
HURST, Ron (55/56 to 56/57)	RW	21, 22	64	9	7	16	70
HUTCHISON, Dave (78/79 to 79/80;83/84)	D	23, 33	157	5	24	29	400
IAFRATE, Al (84/85 to 90/91)	D	33	472	81	169	250	546

# ALL-TIME PLAYER ROSTER



NAME (SEASONS PLAYED)	POS	NO(S)	GP	G	A	PTS	PIM
IHNACAK, Miroslav (85/86 to 86/87)	LW	27	55	8	9	17	39
IHNACAK, Peter (82/83 to 89/90)	C	18, 15	417	102	165	267	175
IMLACH, Brent (65/66 to 66/67)	F	9, 24	3	0	0	0	0
INGOLDSBY, Jack (42/43 to 43/44)	RW	11, 20	29	5	1	6	15
INTRANUOVO, Ralph (96/97)	C	20	3	0	1	1	0
IRWIN, Brayden (09/10)	C	44	2	0	0	0	0
JACKMAN, Ric (02/03 to 03/04)	D	55	71	2	6	8	54
JACKSON, Art (34/35 to 36/37;44/45)	C	15, 16, 17, 18, 20	113	17	31	48	26
JACKSON, Harvey (Busher) (29/30 to 38/39)	LW	9, 11, 17	434	186	165	351	342
JACKSON, Jeff (84/85 to 86/87)	LW	12, 25	77	9	10	19	90
JACKSON, Stan (21/22 to 24/25)	LW	-	26	1	1	2	6
JACOBS, Paul (18/19)	D	-	1	0	0	0	0
JAMES, Gerry (54/55 to 57/58;59/60)	RW	11, 16, 19	149	14	26	40	257
JAMES, Val (86/87)	LW	28	4	0	0	0	14
JARRETT, Gary (60/61)	LW	24	1	0	0	0	0
JARRY, Pierre (71/72 to 73/74)	LW	8	103	24	30	54	65
JARVIS, James (Bud) (36/37)	LW	17	24	1	0	1	0
JARVIS, Wes (84/85 to 87/88)	C	11, 12, 32	29	1	1	2	4
JEFFREY, Larry (65/66 to 66/67)	LW	15, 22	76	12	18	30	49
JENKINS, Roger (30/31)	D	12	21	0	0	0	12
JENNINGS, Grant (94/95)	D	3	10	0	2	2	7
JOHANSEN, Bill (49/50)	C	21	1	0	0	0	0
JOHANSEN, Trevor (77/78 to 78/79;81/82)	D	2, 4	132	4	21	25	134
JOHANSSON, Calle (03/04)	D	9	8	0	6	6	0
JOHNSON, Craig (03/04)	LW	33	10	1	1	2	6
JOHNSON, Danny (69/70)	C	22	1	0	0	0	0
JOHNSON, Mike (96/97 to 99/00)	RW	20	226	48	72	120	86
JOHNSON, Terry (86/87)	D	20	48	0	1	1	104
JOHNSTON, Greg (90/91 to 91/92)	RW	16	4	0	1	1	5
JOHNSTONE, Ross (43/44 to 44/45)	D	12	42	5	4	9	14
JONES, Buck (42/43)	D	14	16	0	0	0	22
JONES, Jim (77/78 to 79/80)	C	16	148	13	18	31	68
JONSSON, Kenny (94/95 to 95/96)	D	19	89	6	29	35	38
JOYAL, Ed (65/66)	C	24	14	0	2	2	2
JUZDA, Bill (48/49 to 51/52)	D	18	211	3	29	32	220
KABERLE, Tomas (98/99 to 10/11)	D	15	878	83	437	520	246
KADRI, Nazem (09/10 to present)	C	43	30	3	9	12	8
KAMPMAN, Bingo (37/38 to 41/42)	D	7, 17, 20	189	14	30	44	287
KARPOVTSOV, Alexander (98/99 to 99/00)	D	52	125	5	39	44	106
KASZYCKI, Mike (79/80 to 80/81; 82/83)	C	14, 16, 20	53	5	19	24	22
KEELING, Butch (26/27 to 27/28)	LW	8, 10	73	21	8	29	81
KEENAN, Larry (61/62)	LW	8	2	0	0	0	0
KEHOE, Rick (71/72 to 73/74)	RW	16, 17	184	59	72	131	32
KELLY, Red (59/60 to 66/67)	C	4	470	119	232	351	74
KELLY, Pep (34/35 to 39/40)	F	5, 9, 15, 16	230	55	46	101	98
KEMP, Stanley (48/49)	D	16	1	0	0	0	2
KENDALL, William (36/37)	F	24	15	2	4	6	4
KENNEDY, Forbes (68/69)	C	22	13	0	3	3	24
KENNEDY, Mike (97/98)	C	39	13	0	1	1	14
KENNEDY, Ted (42/43 to 54/55;56/57)	C	9, 10, 12, 20	696	231	329	560	432
KEON, Dave (60/61 to 74/75)	C	14	1062	365	493	858	75
KESSEL, Phil (09/10 to present)	RW	81	152	62	57	119	45
KHAVANOV, Alexander (05/06)	D	25	64	6	6	12	60
KHRISTICH, Dmitri (99/00 to 00/01)	RW	19, 8	80	15	24	39	32
KILGER, Chad (03/04 to 07/08)	LW	18	219	42	33	75	141
KILREA, Hec (33/34 to 34/35)	LW	12	89	21	26	47	31
KING, Derek (97/98 to 99/00)	LW	7	161	45	53	98	65
KING, Kris (97/98 to 99/00)	LW	12	188	7	9	16	359
KIRTON, Mark (79/80 to 80/81)	C	20	13	1	0	1	2
KITCHEN, Bill (84/85)	D	26	29	1	4	5	27
KLEE, Ken (03/04 to 05/06)	D	22	122	7	37	44	102
KLUKAY, Joe (46/47 to 51/52;54/55 to 55/56)	LW	8, 17, 19	416	76	94	170	138
KNOX, Paul (54/55)	RW	11	1	0	0	0	0
KOHN, Ladislav (98/99)	RW	39	16	1	3	4	4
KOLEGAR, Mark (95/96 to 96/97)	RW	37	28	2	2	4	14

# ALL-TIME PLAYER ROSTER



NAME (SEASONS PLAYED)	POS	NO(S)	GP	G	A	PTS	PIM
KOMISAREK, Mike (09/10 to present)	D	8	109	1	14	15	126
KONDRATIEV, Maxim (03/04)	D	34	7	0	0	0	2
KORDIC, John (88/89 to 90/91)	RW	27	104	10	6	16	446
KORN, Jim (81/82 to 84/85)	LW/D	20	197	26	43	69	708
KOROLEV, Igor (97/98 to 00/01)	C/LW	22	297	60	101	161	118
KOTSOPOULOS, Chris (85/86 to 88/89)	D	26	182	11	37	48	22
KOZAK, Les (61/62)	F	8	12	1	0	1	2
KRAFTCHECK, Steve (58/59)	D	4	8	1	0	1	0
KRONWALL, Staffan (05/06, 07/08)	D	44	52	0	1	1	21
KRUSHELNYSKI, Mike (90/91 to 93/94)	C	26	269	50	63	113	210
KUBINA, PAVEL (06/07 to 08/09)	D	31, 73, 77	215	32	69	101	258
KUDASHOV, Alexei (93/94)	C	20	25	1	0	1	4
KULEMIN, Nikolai (08/09 to present)	LW	41	233	61	63	124	60
KURTENBACH, Orland (65/66)	C	25	70	9	6	15	54
KURVERS, Tom (89/90 to 90/91)	D	25	89	15	40	55	37
KYPREOS, Nick (95/96 to 97/98)	LW	32	54	4	3	7	92
LACROIX, Eric (93/94)	LW	37, 41	3	0	0	0	2
LANDON, Larry (84/85)	RW	11	7	0	0	0	2
LANGELLE, Peter (38/39 to 41/42)	C	8, 21	137	22	51	73	11
LANZ, Rick (86/87 to 88/89)	D	4	151	9	50	59	115
LAROSE, Guy (91/92 to 93/94)	RW	11	53	10	7	17	45
LASHOFF, Matt (10/11 to present)	D	29	11	0	1	1	6
LAUGHLIN, Craig (88/89)	RW	14, 18	66	10	13	23	41
LAWLESS, Paul (88/89 to 89/90)	LW	20	13	0	1	1	0
LAXDAL, Derek (84/85 to 88/89)	RW	15, 28, 35	51	9	6	15	84
LEBDA, Brett (10/11)	D	23	41	1	3	4	14
LEEB, Brad (03/04)	RW	38	1	0	0	0	0
LEEMAN, Gary (83/84 to 91/92)	RW	4, 11, 16	545	176	231	407	463
LEETCH, Brian (03/04)	D	2	15	2	13	15	10
LEFEBVRE, Sylvain (92/93 to 93/94)	D	2	165	4	21	25	169
LEVINSKY, Alex (30/31 to 33/34)	D	3, 16	150	11	21	32	130
LEWICKI, Danny (50/51 to 53/54)	LW	21, 23	123	21	31	52	66
LEY, Rick (68/69 to 71/72)	D	2, 26	229	8	54	62	416
LIDDINGTON, Bob (70/71)	LW	26	11	0	1	1	2
LINDROS, Eric (05/06)	C	88	33	11	11	22	43
LINSEMAN, Ken (91/92)	C	13	2	0	0	0	2
LITZENBERGER, Ed (61/62 to 63/64)	RW	25	114	17	23	40	24
LOISELLE, Claude (90/91 to 91/92)	C	15	71	7	10	17	104
LOUGHLIN, Wilf (23/24)	D/LW	-	14	0	0	0	2
LOWREY, Gerald (27/28 to 28/29)	LW	9, 14	53	9	14	23	53
LUCE, Don (81/82)	C	20	39	4	4	8	32
LUMME, Jyrki (01/02 to 02/03)	D	25	124	10	19	29	64
LUNDMARK, Jamie (09/10)	C	16	15	1	2	3	16
LUNDRIGAN, Joe (72/73)	D	2	49	2	8	10	20
LUPUL, Joffrey (10/11 to present)	RW	19	28	9	9	18	19
LYNN, Vic (46/47 to 49/50)	D/LW	14	213	32	58	90	172
MacARTHUR, Clarke (10/11 to present)	LW	16	82	21	41	62	37
MacDONALD, Parker (52/53; 54/55)	LW	21	63	8	3	11	36
MacKASEY, Blair (76/77)	D	16	1	0	0	0	2
MacKELL, Fleming (47/48 to 51/52)	C	16, 22	152	22	35	57	58
MacLEAN, Don (00/01 to 01/02)	C	37	3	0	1	1	2
MacMILLAN, Bill (70/71 to 71/72)	RW	12, 23	137	32	26	58	81
MacMILLAN, John (60/61 to 63/64)	RW	8, 24, 25	81	5	6	11	32
MacNEIL, Al (55/56 to 57/58; 59/60)	D	11, 22, 24	71	4	8	12	97
MACOUN, Jamie (91/92 to 97/98)	D	34	466	133	88	101	506
MAGGS, Darryl (79/80)	D	24	5	0	0	0	0
MAGNAN, Marc (82/83)	LW	35	4	0	1	1	5
MAGUIRE, Kevin (86/87; 90/91 to 91/92)	RW	28, 18	88	10	5	15	258
MAHOVLICH, Frank (56/57 to 67/68)	LW	26, 27	720	296	301	597	782
MAIR, Adam (99/00 to 00/01)	C	21	24	1	2	3	20
MALONEY, Dan (77/78 to 81/82)	LW	9	270	65	84	149	538
MALONEY, Phil (50/51; 52/53)	C	23, 25	30	3	6	9	2
MANDERVILLE, Kent (91/92 to 94/95)	LW	18	136	8	15	23	102
MANN, Norm (38/39; 40/41)	RW	8, 19, 21	31	0	3	3	4
MANNO, Bob (81/82)	D	3, 18	72	9	41	50	67

# ALL-TIME PLAYER ROSTER



NAME (SEASONS PLAYED)	POS	NO(S)	GP	G	A	PTS	PIM
MANSON, Dave (00/01 to 01/02)	D	3	87	4	8	12	103
MARCHINKO, Brian (70/71 to 71/72)	C	22	5	0	0	0	0
MARCHMENT, Bryan (03/04)	D	27	75	1	3	4	106
MARKER, Gus (38/39 to 40/41)	RW	14, 18	112	23	20	43	36
MARKLE, Jack (35/36)	F	21	8	0	1	1	0
MARKOV, Danny (97/98 to 00/01)	D	55	200	9	36	45	137
MARKS, Jack (17/18)	LW/D	-	5	0	0	0	0
MAROI, Daniel (88/89 to 91/92)	RW	32	285	106	80	186	346
MARSH, Brad (88/89 to 90/91)	D	3	179	2	28	30	189
MARSH, Gary (68/69)	LW	18	1	0	0	0	0
MARSHALL, Don (71/72)	LW	22	50	2	14	16	0
MARSHALL, Paul (80/81 to 81/82)	LW	15, 28	23	2	4	6	4
MARSHALL, Willie (52/53; 54/55 to 55/56; 58/59)	C	8, 21, 24	31	1	5	6	2
MARTIN, Jack (60/61)	F	24	1	0	0	0	0
MARTIN, Matt (93/94 to 97/98)	D	33, 3	76	0	5	5	71
MARTIN, Terry (79/80 to 83/84)	LW	25	317	83	76	159	152
MARTIN, Tom (67/68)	RW	17	3	1	0	1	0
MASNICK, Paul (57/58)	C	8	41	2	9	11	14
MATHERS, Frank (48/49 to 49/50; 51/52)	D	20	23	1	3	4	4
MATTE, Joe (19/20)	RW/D	-	17	8	3	11	19
MAXWELL, Brad (85/86)	D	4	52	8	18	26	108
MAXWELL, Wally (52/53)	F	26	2	0	0	0	0
MAY, Brad (08/09)	LW	10	38	1	1	2	61
MAYER, Shep (42/43)	F	18, 22	12	1	2	3	4
MAYERS, Jamal (08/09 to 09/10)	RW	21	115	9	15	24	160
McADAM, Gary (85/86)	LW	12	15	1	6	7	0
McALLISTER, Chris (98/99 to 99/00)	D	33	56	0	5	5	107
McBRIDE, Cliff (29/30)	D	12	1	0	0	0	0
McCABE, Bryan (00/01 to 07/08)	D	24	523	83	214	297	785
McCAFFREY, Bert (24/25 to 27/28)	D	7	118	30	19	49	106
McCAULEY, Alvin (97/98 to 02/03)	C	18	304	33	49	82	52
McCLELLAND, Kevin (91/92)	RW	20	18	0	1	1	33
McCORMACK, John (47/48 to 50/51)	C	20	84	12	13	25	2
McCOURT, Dale (83/84)	C	12	72	19	24	43	10
McCREARY, Bill (80/81)	RW	28	12	1	0	1	4
McCREEDY, John (41/42; 44/45)	RW	14, 20	64	17	12	29	25
McCUTCHEON, Darwin (81/82)	D	2	1	0	0	0	2
McDONALD, Bucko (38/39 to 43/44)	D	3, 19	195	17	53	70	116
McDONALD, Jack (20/21)	LW	-	6	0	0	0	2
McDONALD, Lanny (73/74 to 79/80)	RW	7	477	219	240	459	372
McGILL, Bob (81/82 to 86/87; 92/93)	D	4, 8, 15, 26	317	4	25	29	988
McINTYRE, John (89/90 to 90/91)	C	44	72	5	15	20	142
McINTYRE, Larry (69/70; 72/73)	D	25	41	0	3	3	26
McKECHNIE, Walt (78/79 to 79/80)	C	11	133	32	72	104	22
McKENNA, Sean (87/88 to 89/90)	RW	8, 21	48	5	6	11	32
McKENNEY, Don (63/64 to 64/65)	C	17	67	15	30	45	8
McKENNY, Jim (65/66 to 77/78)	D	18, 25	594	81	246	327	292
McLEAN, Jack (42/43 to 44/45)	C	7, 18	67	14	24	38	76
McLELLAN, John (51/52)	C	14	2	0	0	0	0
McLLWAIN, Dave (91/92 to 92/93)	C	7	77	15	6	21	34
McRAE, Basil (83/84 to 84/85)	LW	26	4	0	0	0	19
McRAE, Chris (87/88 to 88/89)	LW	27, 29, 32	14	0	0	0	77
McRAE, Ken (92/93 to 93/94)	C	36, 40	11	1	1	2	38
MEEHAN, Gerry (68/69)	C	26, 27	25	0	2	2	2
MEEKER, Howie (46/47 to 53/54)	RW	11, 15	346	83	102	185	329
MECKING, Harry (17/18 to 18/19)	LW	-	35	17	12	29	60
MELROSE, Barry (80/81 to 82/83)	D	26	173	5	15	20	420
METZ, Don (39/40 to 41/42; 45/46 to 48/49)	RW	8, 10, 11, 15, 18, 19	172	20	35	55	42
METZ, Nick (34/35 to 41/42; 44/45 to 47/48)	LW	5, 15, 16, 17, 19	518	131	119	250	149
MICKEY, Larry (68/69)	RW	12	55	8	19	27	43
MIGAY, Rudy (49/50; 51/52 to 59/60)	C	11, 14, 21, 22	418	59	92	151	293
MIKOL, Jim (62/63)	D	16	4	0	1	1	2
MILLAR, Mike (90/91)	RW	36	7	2	2	4	2
MILLER, Earl (31/32)	F	15	15	3	3	6	10
MIRONOV, Dmitri (92/93 to 94/95)	D	15	175	22	63	85	146
MITCHELL, John (08/09 to 10/11)	C	39	159	20	35	55	76
MODIN, Fredrik (96/97 to 98/99)	RW	19	217	38	38	76	91

# ALL-TIME PLAYER ROSTER



NAME (SEASONS PLAYED)	POS	NO(S)	GP	G	A	PTS	PIM
MOFFAT, Lyle (72/73;74/75).....	LW	26	23	2	7	9	13
MOGILNY, Alexander (01/02 to 03/04).....	RW	89	176	65	101	166	32
MOMESSO, Sergio (95/96).....	LW	7	54	7	8	15	112
MONAHAN, Garry (70/71 to 74/75;78/79).....	LW	14, 20	375	55	80	135	274
MOORE, Dick (64/65).....	RW	16	38	2	4	6	68
MOORE, Dominic (07/08 to 08/09).....	C	19	101	16	39	55	83
MORO, Marc (01/02).....	D	33	2	0	0	0	2
MORRIS, Moe (43/44 to 45/46).....	D	5	117	13	28	41	50
MORRISON, Jim (51/52 to 57/58).....	D	3, 14, 21, 22, 24	399	23	87	110	358
MORTSON, Gus (46/47 to 51/52).....	D	3, 19	371	21	71	92	709
MUELLER, Marcel (10/11 to present).....	LW	45	3	0	0	0	2
MULHERN, Richard (79/80).....	D	8	26	0	10	10	11
MULLER, Kirk (95/96 to 96/97).....	C/LW	21	102	29	33	62	127
MUMMERY, Harry (17/18 to 18/19).....	D	-	31	5	3	8	71
MUNI, Craig (81/82 to 82/83; 84/85 to 85/86).....	D	26, 32, 33, 34	19	0	2	2	6
MUNRO, Gerry (25/26).....	D	-	4	0	0	0	0
MURPHY, Larry (95/96 to 96/97).....	D	55	151	19	81	100	54
MURRAY, Ken (69/70 to 70/71).....	D	3, 7	5	0	1	1	2
MURRAY, Randy (69/70).....	D	3	3	0	0	0	2

NATTRESS, Ric (91/92).....	D	2	36	2	14	16	32
NEDVED, Zdenek (94/95 to 96/97).....	RW	45, 20, 10	31	4	6	10	14
NEELY, Bob (73/74 to 77/78).....	LW	3	261	36	53	89	264
NELSON, Gord (69/70).....	D	27	3	0	0	0	11
NESTERENKO, Eric (51/52 to 55/56).....	RW	16, 19, 25	206	43	36	79	261
NEVILLE, Mike (24/25 to 25/26).....	C	-	46	4	5	9	12
NEVIN, Bob (57/58 to 58/59; 60/61 to 63/64).....	RW	11	250	55	100	155	55
NEWBURY, Kris (06/07 to 08/09).....	C	54	44	3	3	6	60
NIEUWENDYK, Joe (03/04).....	C	25	64	22	28	50	26
NIGHBOUR, Frank (29/30).....	C	7	22	2	0	2	2
NIGRO, Frank (82/83 to 83/84).....	C	16, 32	68	8	18	26	39
NOBLE, Reg (17/18 to 24/25).....	LW/C	-	160	125	59	184	329
NOLAN, Owen (02/03 to 03/04).....	RW	11	79	26	34	60	126
NOLAN, Paddy (21/22).....	LW/D	-	2	0	0	0	0
NYKOLUK, Mike (56/57).....	RW	24, 27	32	3	1	4	20
NYLUND, Gary (82/83 to 85/86).....	D	2, 8	218	7	50	57	398

O'FLAHERTY, Gerry (71/72).....	LW	16	2	0	0	0	0
OLCZYK, Ed (87/88 to 90/91).....	C	16	257	116	151	267	221
OLIVER, Murray (67/68 to 69/70).....	C	11	226	44	90	134	50
OLMSTEAD, Bert (58/59 to 61/62).....	LW	16	246	56	109	165	231
ONDRUS, Ben (05/06 to 08/09).....	RW	25, 26, 46	52	0	2	2	77
O'NEILL, Jeff (05/06 to 06/07).....	R	92	148	39	41	80	118
O'NEILL, Windy (Tom) (43/44 to 44/45).....	RW	18	66	10	12	22	53
ORESKOVIC, Phil (08/09).....	D	40	10	1	1	2	21
ORR, Colton (09/10 to present).....	RW	28	128	6	2	8	367
OSBORNE, Mark (86/87 to 90/91; 91/92 to 93/94).....	LW	12, 21	426	94	160	254	563
OSBURN, Randy (72/73).....	LW	16	26	0	2	2	0

PAIEMENT, Wilf (79/80 to 81/82).....	RW	14, 99	187	78	125	203	420
PAPPIN, Jim (63/64 to 67/68).....	RW	17, 18	223	54	46	100	200
PARISE, Jean Paul (67/68).....	LW	17	1	0	1	1	0
PARSONS, George (36/37 to 38/39).....	LW	16, 18, 25	64	12	13	25	17
PATTERSON, George (26/27 to 27/28).....	RW	6	29	5	2	7	34
PEARSON, Rob (91/92 to 93/94).....	RW	12	192	49	42	91	458
PEARSON, Scott (88/89 to 90/91; 96/97).....	LW	18, 22	63	5	11	16	114
PECA, Michael (06/07).....	C	27	35	4	11	15	60
PEDERSON, Tom (96/97).....	D	24	15	1	2	3	9
PELYK, Mike (67/68 to 73/74; 76/77 to 77/78).....	D	4, 20, 21, 28	441	26	88	114	566
PERLINI, Fred (81/82; 83/84).....	C	8, 28, 29, 32, 34	8	2	3	5	0
PERREAULT, Yanic (93/94; 98/99 to 00/01; 06/07).....	C	44, 94	176	54	69	123	90
PERROTT, Nathan (03/04 to 05/06).....	R	26	43	1	2	3	118
PETIT, Michel (90/91 to 91/92).....	D	22, 24	88	10	32	42	217
PETTINGER, Eric (28/29 to 29/30).....	LW	10	68	7	12	19	64
PHANEUF, Dion (09/10 to present).....	D	3	92	10	30	40	122
PICARD, Robert (80/81).....	D	4	59	6	19	25	68
PILAR, Karel (01/02 to 03/04).....	D	29	90	6	24	30	42

# ALL-TIME PLAYER ROSTER



NAME (SEASONS PLAYED)	POS	NO(S)	GP	G	A	PTS	PIM
PILOTE, Pierre (68/69).....	D	2	69	3	18	21	46
PLANTE, Cam (84/85).....	D	11	2	0	0	0	0
PODDUBNY, Walt (81/82 to 85/86).....	LW	8, 12	186	59	86	145	178
PODOLLAN, Jason (96/97 to 98/99).....	LW	7	14	0	3	3	6
POHL, John (05/06 to 07/08).....	C	21, 53	114	17	21	38	24
POILE, Norman (Bud) (42/43 to 43/44; 45/46 to 47/48).....	C	7, 11, 16, 25	131	44	52	96	52
PONIKAROVSKY, Alexei (00/01 to 09/10).....	LW	23, 39, 22	477	114	143	257	318
PRATT, Tracy (76/77).....	D	4	11	0	1	1	8
PRATT, Walter (Babe) (42/43 to 45/46).....	D	2, 12	181	52	108	160	149
PRENTICE, Eric (43/44).....	D	17	5	0	0	0	4
PRESLEY, Wayne (95/96).....	RW	18	19	2	2	4	14
PRICE, Noel (57/58 to 58/59).....	D	23	29	0	0	0	9
PRIMEAU, Joe (27/28 to 35/36).....	C	7, 10, 15	310	66	177	243	105
PRIMEAU, Wayne (09/10).....	C	18	59	3	5	8	35
PROCHAZKA, Martin (97/98).....	LW	21	29	2	4	6	8
PRODGER, Goldie (19/20).....	D/F	-	16	8	6	14	4
PRONOVOST, Marcel (65/66 to 69/70).....	D	3	223	8	40	48	134
PUDAS, Albert (26/27).....	LW	14	4	0	0	0	0
PULFORD, Bob (56/57 to 69/70).....	C	20	947	251	312	563	691

QUENNEVILLE, Joel (78/79 to 79/80).....	D	3	93	3	13	16	84
QUINN, Pat (68/69 to 69/70).....	D	23	99	2	12	14	183

RAMAGE, Rob (89/90 to 90/91).....	D	8	160	18	66	84	375
RAMSEY, Beattie (27/28).....	D	2	43	0	2	2	10
RANDALL, Ken (17/18 to 22/23).....	RW/D	-	127	49	32	81	329
REAUME, Marc (54/55 to 59/60).....	D	2, 25	267	8	39	47	257
REGAN, Larry (58/59 to 60/61).....	RW	8	116	11	42	53	10
REICHEL, Robert (01/02 to 03/04).....	C	21	228	43	80	123	82
REID, David (52/53; 54/55 to 55/56).....	F	18, 25	7	0	0	0	0
REID, Dave (88/89 to 90/91).....	LW	34, 14	216	33	53	86	49
REID, Reg (24/25 to 25/26).....	LW	-	39	1	0	1	4
REINBERG, Mikael (01/02 to 03/04).....	RW	19	197	40	72	112	122
REYNOLDS, Bobby (89/90 to 90/91).....	LW	20	7	1	1	2	0
RIBBLE, Pat (79/80).....	D	3	13	0	2	2	2
RICHARDSON, Luke (87/88 to 90/91; 05/06).....	D	2, 22	299	11	39	50	597
RIDLEY, Mike (94/95).....	C	7	48	10	27	37	14
RITCHIE, Dave (18/19).....	D	-	4	0	0	0	9
ROACH, Mickey (19/20 to 20/21).....	C	-	30	12	3	15	6
ROBERT, Rene (70/71; 80/81 to 81/82).....	RW	14	74	19	31	50	45
ROBERTS, Gary (00/01 to 03/04).....	LW	7	237	83	74	157	266
ROBERTSON, Fred (31/32; 33/34).....	D	17	10	0	0	0	23
RODDEN, Edmund (27/28).....	F	12	25	3	6	9	36
ROMNES, Doc (38/39).....	F	7	36	7	16	23	0
ROOT, Bill (84/85 to 86/87).....	D	25, 28	96	4	5	9	89
ROSEHILL, Jay (09/10 to present).....	LW	38	41	2	3	5	138
ROUSE, Bob (90/91 to 93/94).....	D	28, 3	237	13	45	58	338
RUPP, Duane (64/65 to 67/68).....	D	3, 4, 17	78	1	9	10	42
RYCHEL, Warren (94/95).....	LW	21	26	1	6	7	101

SABOURIN, Bob (51/52).....	RW	16	1	0	0	0	2
SABOURIN, Gary (74/75).....	RW	15	55	5	18	23	26
SACCO, David (93/94).....	C	7	4	1	1	2	4
SACCO, Joe (90/91 to 92/93).....	LW	20, 24	60	11	13	24	16
SAGANIUK, Rocky (78/79 to 82/83).....	RW	7, 8	230	56	62	118	164
SALMING, Borje (73/74 to 88/89).....	D	21	1099	148	620	768	1292
SAMIS, Phil (49/50).....	D	23	2	0	0	0	0
SANDS, Charlie (32/33 to 33/34).....	C	3, 16, 17	48	8	11	19	2
SCHENN, Luke (08/09 to present).....	D	2	231	12	41	53	155
SCHNEIDER, Mathieu (95/96 to 97/98).....	D	72	115	18	38	56	74
SCHRINER, Dave (Sweeney) (39/40 to 42/43; 44/45 to 45/46).....	LW	11	244	109	83	192	75
SCHUTT, Rod (85/86).....	LW	25	6	0	0	0	0
SCOTT, Ganton (22/23 to 23/24; 26/27).....	RW	7	21	0	0	0	0
SECORD, Al (87/88 to 88/89).....	LW	20	114	20	37	57	292
SEDLBAUER, Ron (80/81).....	LW	18	21	10	4	14	14
SELLING, Rod (62/63; 74/75 to 75/76).....	D	16, 17	138	8	29	37	86



## ALL-TIME PLAYER ROSTER

## ALL-TIME PLAYER ROSTER



TORONTO ST. PATS

MAPLE LEAFS

NAME (SEASONS PLAYED)	POS	NO(S)	GP	G	A	PTS	PIM
SELBY, Brit (64/65 to 66/67; 68/69 to 70/71)	LW	8, 11, 15	169	29	30	59	93
SELWOOD, Brad (70/71 to 71/72)	D	3	100	6	27	33	71
SEMENKO, Dave (87/88)	F	27	70	2	3	5	107
SEROWIK, Jeff (90/91)	D	34	1	0	0	0	0
SHACK, Eddie (60/61 to 66/67; 73/74 to 74/75)	RW	23	504	99	96	195	676
SHAND, Dave (80/81; 82/83)	D	3, 4	48	0	5	5	62
SHANNON, Darryl (88/89 to 92/93)	D	4, 14, 24, 28, 39	98	3	13	16	52
SHAY, Norm (25/26)	D/RW	-	22	3	1	4	18
SHEDDEN, Doug (88/89 to 90/91)	RW	37, 12	24	8	10	18	12
SHILL, Jack (33/34; 35/36 to 36/37)	LW	7, 19, 20, 18	42	4	6	10	26
SIFERS, Jaime (08/09)	D	59	23	0	2	2	18
SITTLER, Darryl (70/71 to 81/82)	C	27	844	389	527	916	763
SJOSTROM, Fredrik (09/10 to 10/11)	LW	11	85	4	6	10	18
SLOAN, Tod (47/48 to 48/49; 50/51 to 57/58)	C	11, 15, 20, 22	549	162	184	346	650
SLY, Darryl (65/66; 67/68)	D	21	19	0	0	0	4
SKINNER, Alf (17/18 to 18/19)	RW	-	37	25	9	34	54
SMEDSMO, Dale (72/73)	LW	23	4	0	0	0	0
SMITH, Art (27/28 to 29/30)	D	2, 3, 12	101	13	6	19	188
SMITH, Brad (85/86 to 86/87)	RW	29	89	10	24	34	256
SMITH, D.J. (96/97 to 01/02)	D	4, 24	11	0	1	1	12
SMITH, Floyd (67/68 to 69/70)	RW	17	131	25	34	59	35
SMITH, Glenn (21/22)	D	-	9	0	0	0	0
SMITH, Jason (96/97 to 98/99)	D	25	162	5	29	34	156
SMITH, Sid (46/47 to 57/58)	LW	8, 16, 22, 24	601	186	183	369	94
SMYLLIE, Rod (20/21 to 22/23; 24/25 to 25/26)	LW	-	61	3	1	4	4
SMYTH, Greg (93/94; 96/97)	D	28	13	0	1	1	38
SNELL, Chris (93/94)	D	38	2	0	0	0	2
SOLINGER, Bob (51/52 to 54/55)	LW	11, 21, 23, 25	98	10	11	21	19
SPENCE, Gordon (25/26)	LW	-	3	0	0	0	0
SPENCER, Brian (69/70 to 71/72)	LW	15, 22	95	10	20	30	192
SPEYER, Chris (23/24 to 24/25)	D	-	5	0	0	0	0
SPRING, Jesse (26/27)	D	14	2	0	0	0	0
STACKHOUSE, Ted (21/22)	D	-	13	0	0	0	2
STAJAN, Matt (02/03 to 09/10)	C	14, 41	445	87	136	223	247
STALBERG, Viktor (09/10)	LW	45	40	9	5	14	30
STAMLER, Lorne (78/79)	LW	12	45	4	3	7	2
STANLEY, Allan (58/59 to 67/68)	D	26	633	47	186	233	318
STANOWSKI, Wally (39/40 to 41/42; 44/45 to 47/48)	D	2, 3, 16, 20	282	20	74	94	106
STAPLETON, Tim (08/09)	C	42	4	1	0	1	0
STASTNY, Marian (85/86)	RW	10	70	23	30	53	21
STEEN, Alex (05/06 to 08/09)	LW	10	253	50	76	126	106
STEMKOWSKI, Pete (63/64 to 67/68)	C	12, 25	221	29	64	93	247
STEMPNIAK, Lee (08/09 to 09/10)	RW	12	123	25	36	61	49
STEPHENSON, Bob (79/80)	RW	15	14	2	2	4	4
STEVENS, Mike (89/90)	LW	26	1	0	0	0	0
STEWART, Bill (83/84 to 84/85)	D	17	83	2	19	21	148
STEWART, Gaye (42/43; 45/46 to 47/48)	LW	15, 16, 21	165	81	52	133	52
STEWART, Ron (52/53 to 64/65)	RW	12, 19, 24	838	186	182	368	413
STOTHERS, Mike (87/88)	D	25	18	0	1	1	42
STOUGHTON, Blaine (74/75 to 75/76)	LW	17	121	29	25	54	32
STRALMAN, Anton (07/08 to 08/09)	D	36	88	4	18	22	38
STRONG, Ken (82/83 to 84/85)	LW	23, 32	15	2	2	4	6
STUART, Billy (20/21 to 24/25)	D	-	94	16	15	31	60
SUGLOBOV, Alexander (05/06 to 06/07)	R	19, 9	16	0	0	0	4
SULLIVAN, Frank (49/50; 52/53)	D	25	6	0	0	0	2
SULLIVAN, Steve (96/97 to 99/00)	C	11	154	35	50	85	95
SUNDIN, Mats (94/95 to 07/08)	C	13	981	420	567	987	758
SUTHERLAND, Bill (68/69)	C	15	44	7	5	12	14
SUTTER, Rich (94/95)	RW	20	18	0	3	3	10
SVEHLA, Robert (02/03)	D	67	82	7	38	45	46
SVOBODA, Petr (00/01)	D	23	18	1	2	3	10
SYKES, Bob (74/75)	LW	25	2	0	0	0	0

TAYLOR, Billy (39/40 to 42/43; 45/46)	C	7, 19, 21	222	66	118	184	60
TAYLOR, Harry (46/47; 48/49)	C	17, 21	51	4	9	13	30
TERRION, Greg (82/83 to 87/88)	C	7	427	66	103	169	217
THIBAudeau, Gilles (89/90 to 90/91)	C	7	41	9	18	27	17



TORONTO ST. PATS

MAPLE LEAFS

NAME (SEASONS PLAYED)	POS	NO(S)	GP	G	A	PTS	PIM
THOMAS, Cy (47/48)	F	22	8	1	2	3	4
THOMAS, Steve (84/85 to 86/87; 98/99 to 00/01)	RW	12, 25, 32	377	118	173	291	299
THOMPSON, Errol (70/71; 72/73 to 77/78)	LW	12, 22	365	126	119	245	70
THOMS, Bill (32/33 to 38/39)	C	7, 14, 16, 29	279	68	92	160	115
THOMSON, Jim (45/46 to 56/57)	D	2, 20	717	15	208	223	845
THOMSON, Rhys (42/43)	D	17	18	0	2	2	22
THORNTON, Scott (90/91)	C	24	33	1	3	4	30
TIMGREN, Ray (48/49 to 52/53; 54/55)	LW	22, 23	237	13	43	56	68
TLUSTY, Jiri (07/08 to 09/10)	C	11, 41	74	10	10	20	14
TOMLINSON, Dave (91/92 to 92/93)	C	14, 37	6	0	0	0	4
TOPOROWSKI, Shayne (96/97)	RW	41	3	0	0	0	7
TREMBLAY, Yannick (96/97 to 98/99)	D	38	78	4	11	15	22
TROTTIER, Guy (70/71 to 71/72)	RW	11	113	28	17	45	37
TUCKER, Darcy (99/00 to 07/08)	RW	16	531	148	171	319	756
TURNBULL, Ian (73/74 to 81/82)	D	2	580	112	302	414	651
ULLMAN, Norm (67/68 to 74/75)	C	9	535	166	305	471	160
UNGER, Garry (67/68)	C	15	15	1	1	2	4
VAIVE, Rick (79/80 to 86/87)	RW	22, 20	534	299	238	537	940
VALIQUETTE, Jack (74/75 to 77/78)	C	8	172	33	66	99	52
VALK, Garry (98/99 to 01/02)	RW	10	287	31	63	94	171
VAN RYN, Mike (08/09)	D	26	27	3	8	11	14
VEITCH, Darren (88/89; 90/91)	D	25, 26	39	3	8	11	16
VERSTEEG, Kris (10/11)	LW	32	53	14	21	35	29
VERSTRAETE, Leigh (82/83 to 84/85; 87/88)	RW	25, 34, 28	8	0	1	1	14
VOSS, Carl (26/27; 28/29)	C	6	14	0	0	0	0
WALKER, Kurt (75/76 to 77/78)	LW	26	71	4	5	9	152
WALLIN, Rickard (09/10)	C	51	60	2	7	9	20
WALTON, Mike (65/66 to 70/71)	C	15, 16	257	84	107	191	184
WARD, Dixon (94/95)	RW	12	22	0	3	3	31
WARD, Ron (69/70)	C	25	18	0	1	1	2
WARE, Jeff (96/97 to 97/98)	D	23	15	0	0	0	6
WARNER, Bob (76/77)	D	16	10	1	1	2	4
WARRINER, Todd (94/95 to 99/00)	LW	8	253	36	48	84	117
WATSON, Harry (46/47 to 54/55)	LW	4	500	163	122	285	111
WEBSTER, Don (43/44)	LW	19	27	7	6	13	28
WEIR, Stan (75/76 to 77/78)	C	14	159	42	56	98	40
WELLWOOD, Kyle (03/04 to 07/08)	C	42	189	31	77	108	14
WESLEY, Blake (85/86)	D	28	27	0	1	1	21
WESLEY, Glen (02/03)	D	22	7	0	3	3	4
WESTRUM, Erik (06/07)	C	39	2	0	0	0	0
WHITE, Ian (05/06 to 09/10)	D	7, 37	296	28	77	105	190
WHITE, Peter (95/96)	C	18	1	0	0	0	0
WILLARD, Rod (82/83)	LW	28	1	0	0	0	0
WILLIAMS, Dave (74/75 to 79/80)	LW	22	407	109	132	241	1670
WILLIAMS, Jeremy (05/06 to 08/09)	RW	48	31	9	2	11	6
WILM, Clarke (03/04 to 05/06)	C	39	70	1	7	8	50
WILSON, Carol (19/20 to 20/21)	RW	-	31	22	9	31	108
WILSON, John (59/60 to 60/61)	LW	19	73	15	17	32	8
WILSON, Ron (77/78 to 79/80)	RW	11, 14	64	7	15	22	6
WISEMAN, Brian (96/97)	C	15	3	0	0	0	0
WOLANIN, Craig (96/97 to 97/98)	D	26	33	0	4	4	19
WOOD, Randy (94/95 to 95/96)	LW	24	94	20	20	40	70
WOZNIEWSKI, Andy (05/06 to 07/08)	D	56	76	2	10	12	81
WREN, Bob (01/02)	C	33	1	0	0	0	0
YAKE, Terry (94/95)	RW	25	19	3	2	5	2
YAKUSHIN, Dmitri (99/00)	D	49	2	0	0	0	2
YAREMCHUK, Gary (81/82 to 84/85)	C	8, 25, 28, 32	34	1	4	5	28
YAREMCHUK, Ken (86/87 to 88/89)	C	15, 16, 13, 34	47	6	13	19	28
YUSHKEVICH, Dmitry (95/96 to 01/02)	D	26, 36	506	25	110	135	409
ZANUSSI, Ron (80/81 to 81/82)	RW	32, 39	55	3	8	11	20
ZETTLER, Rob (95/96 to 97/98)	D	2	136	2	20	22	207
ZEZEL, Peter (90/91 to 93/94)	C	25	207	50	78	128	73
ZIGOMANIS, Mike (10/11 to present)	C	26	8	0	1	1	4

# ALL-TIME GOALTENDER ROSTER



GOALIES (SEASONS PLAYED)	NO(S)	W	L	T	GPI	MIN	GA	GAA	SO
<b>A</b> UBIN, Jean-Sebastien (05/06 to 06/07).....	30	12	5	4	31	1481	71	2.83	1
<b>B</b> ARRASSO, Tom (01/02).....	30	2	2	0	4	219	10	2.74	0
BASTIEN, Baz (45/46).....	1	0	4	1	5	300	20	4.00	0
BEAUPRE, Don (95/96 to 96/97).....	31,33	0	8	0	11	446	36	4.84	0
BELFOUR, Ed (02/03 to 05/06).....	20	93	61	15	170	10,078	422	2.51	17
BELL, Gord (45/46).....	1, 24	3	5	0	8	480	31	3.88	0
BERNHARDT, Tim (84/85 to 86/87) ..	1	17	31	7	61	3,468	246	4.26	0
BESTER, Allan (83/84 to 90/91) .....	31, 30	69	91	16	205	10,963	741	4.06	7
BIBEAULT, Paul (43/44).....	1	13	14	2	29	1,740	87	3.00	5
BOWER, Johnny (58/59 to 69/70).....	1	220	161	79	472	27,396	1,145	2.51	33
BRODA, Walter (Turk) (36/37 to 42/43; 45/46 to 51/52).....	1, 19, 23	302	224	101	629	38,168	1,609	2.53	62
BROOKS, Art (17/18).....	-	2	2	0	4	220	23	6.27	0
<b>C</b> ENTOMO, Sebastien (01/02).....	30	0	0	0	1	40	3	4.50	0
CHABOT, Lorne (28/29 to 32/33).....	1	103	80	31	214	13,024	477	2.20	33
CHADWICK, Ed (55/56 to 59/60).....	1, 20	57	89	34	180	10,740	529	2.96	14
CHEEVERS, Gerry (61/62).....	1	1	1	0	2	120	7	3.50	0
CLEMMENSEN, Scott (07/08).....	30	1	1	0	3	154	10	3.90	0
COUSINEAU, Marcel (96/97 to 97/98) ..	31	3	5	1	15	583	31	3.19	1
CRHA, Jiri (79/80 to 80/81).....	31	28	27	11	69	3,942	261	3.97	0
<b>D</b> OWIE, Bruce (83/84).....	1	0	1	0	2	72	4	3.33	0
<b>E</b> DWARDS, Don (85/86).....	30	12	23	0	38	2,009	160	4.78	0
EDWARDS, Marv (69/70).....	31	10	9	4	25	1,420	77	3.25	1
<b>F</b> AVELL, Doug (73/74 to 75/76).....	33	26	26	16	74	4,061	239	3.53	1
FORBES, Jake (19/20 to 20/21).....	-	15	10	0	25	1521	99	3.91	0
FUHR, Grant (91/92 to 92/93).....	31	38	42	9	95	5,439	317	3.50	3
<b>G</b> AMBLE, Bruce (65/66 to 70/71).....	1, 30	82	83	31	210	11,676	573	2.94	19
GERBER, Martin (08/09).....	29	6	5	0	12	706	38	3.23	0
GIGUERE, Jean-Sebastien (09/10 to 10/11).....	35	17	18	6	48	2548	116	2.73	2
GRANT, Ben (28/29 to 31/32; 43/44).....	1, 15, 16, 17	13	17	4	36	2,190	135	3.70	3
GUSTAVSSON, Jonas (09/10 to present).....	50	22	28	11	65	3582	180	2.02	1
<b>H</b> AINSWORTH, George (33/34 to 36/37) ..	1	79	48	20	147	9,157	345	2.26	19
HAMEL, Pierre (74/75; 78/79).....	31, 32	1	2	0	5	196	18	5.51	0
HARRISON, Paul (78/79 to 79/80).....	30	17	29	5	55	2,895	192	3.98	1
HEALY, Glenn (97/98 to 00/01).....	30	23	30	5	65	3,649	177	2.91	2
HEBERT, Sammy (17/18).....	-	1	0	0	2	80	10	7.50	0
HOLMES, Hap (17/18 to 18/19).....	-	9	9	0	18	1,085	85	4.70	0
<b>I</b> NG, Peter (89/90 to 90/91).....	31, 1	16	31	9	59	3,308	218	3.95	1
IRONSTONE, Joe (27/28).....	1	1	0	0	1	70	0	0.00	1
<b>J</b> OHNSTON, Ed (73/74).....	1	12	9	4	26	1,516	78	3.09	1
JOSEPH, Curtis (98/99 to 01/02; 08/09)...	31	138	97	28	270	15808	656	2.49	17
<b>K</b> IDD, Trevor (02/03 to 03/04).....	37	12	15	4	34	2,026	107	3.17	1
<b>L</b> aFOREST, Mark (89/90).....	1	9	14	0	27	1,343	87	3.89	0
LAROCQUE, Michel (80/81 to 82/83) ..	1	16	35	13	74	3,942	315	4.80	0
LINDSAY, Bert (18/19).....	1	5	11	0	16	998	83	4.99	0
LOW, Ron (72/73).....	30	12	24	4	42	2,343	152	3.89	1
LOCKHART, Howard (19/20; 23/24).....	-	4	3	0	8	370	30	4.86	0
LUMLEY, Harry (52/53 to 55/56).....	1	104	106	58	267	16,000	588	2.21	34

# ALL-TIME GOALTENDER ROSTER



GOALIES (SEASONS PLAYED)	NO(S)	W	L	T	GPI	MIN	GA	GAA	SO
<b>M</b> acDONALD, Joey (09/10).....	29	1	4	0	6	319	17	3.20	0
MANIAGO, Cesare (60/61).....	1	4	2	1	7	420	18	2.57	0
MARDOIS, Jean (43/44).....	1	1	0	0	1	60	4	4.00	0
MAYER, Gil (49/50;53/54 to 1, 20, 55/56) ..	21, 22, 25	1	7	1	9	540	25	2.78	0
McCOOL, Frank (44/45 to 45/46).....	1	34	31	7	72	4,320	242	3.36	4
McLACHLAN, Murray(70/71).....	31	0	1	0	2	25	4	9.60	0
McNAMARA, Gerry (60/61; 69/70).....	1	2	2	1	7	323	15	2.79	0
McRAE, Gord (72/73; 74/75 to 77/78).....	1,31	30	22	10	71	3,799	221	3.49	1
MITCHELL, Mike (19/20 to 21/22).....	-	10	9	0	22	1,190	88	4.44	0
<b>P</b> ALMATEER, Mike (76/77 to 79/80; 82/83 to 83/84).....	29	129	112	41	296	16,868	964	3.43	15
PARENT, Bernie (70/71 to 71/72).....	30	24	25	12	65	3,755	162	2.59	3
PARENT, Bob (81/82 to 82/83).....	31	0	2	0	3	160	15	5.63	0
PLANTE, Jacques (70/71 to 72/73).....	1	48	38	15	106	6,011	246	2.46	7
POGGE, Justin (08/09).....	29, 1	1	4	1	7	372	27	4.35	0
POTVIN, Felix (91/92 to 98/99).....	29	160	149	49	369	21,461	1026	2.87	12
PUPPA, Daren (92/93).....	1	6	2	0	8	479	18	2.25	2
<b>R</b> AYCROFT, Andrew (06/07 to 07/08) ..	1	39	34	14	91	5,072	268	3.17	3
REESE, Jeff (87/88 to 91/92; 98/99) ...	1, 35	20	33	9	76	3,785	258	4.09	1
REIMER, James (10/11 to present).....	34	20	10	5	37	2080	90	2.60	3
RHODES, Damian (90/91 to 95/96).....	31, 1	20	18	5	47	2,657	117	2.64	0
RIDLEY, Curt (79/80 to 80/81).....	1, 33, 35	1	2	0	6	234	20	5.13	0
ROACH, John Ross (21/22 to 27/28).....	1	98	107	17	22	13,674	639	2.80	13
ROLLINS, Al (49/50 to 51/52).....	23	57	30	24	112	6,643	228	2.06	11
RUTHERFORD, Jim (80/81).....	1	4	10	2	18	961	82	5.12	0
<b>S</b> T. CROIX, Rick (82/83 to 84/85).....	1, 30	11	28	2	47	2,467	191	4.65	0
SAWCHUK, Terry (64/65 to 66/67).....	30,24	42	29	14	91	5,090	238	2.81	4
SCHWAB, Corey (01/02).....	35	12	10	5	30	1,646	75	2.73	1
SIMMONS, Don (61/62 to 63/64).....	1, 24	28	21	7	58	3,411	154	2.71	5
SMITH, Al (65/66 to 66/67; 68/69).....	1, 30, 31	4	3	1	10	457	23	3.02	0
SMITH, Gary (65/66 to 66/67).....	1	0	4	0	5	223	14	3.61	0
STEIN, Phil (39/40).....	1	0	0	1	1	70	2	1.71	0
<b>T</b> ELLQVIST, Mikael (02/03 to 06/07) ...	32	16	16	4	40	2,191	110	3.01	2
THOMAS, Wayne (75/76 to 76/77).....	30,33	38	37	18	97	5,487	312	3.41	3
TOSKALA, Vesa (07/08 to 09/10).....	35	62	54	20	145	4018	426	3.08	5
TREMBLAY, Vincent (79/80 to 82/83) ..	1, 29, 30	12	22	8	54	2,545	199	4.69	1
<b>W</b> AMSLEY, Rick (91/92 to 92/93) ..	30	4	6	0	11	588	42	4.29	0
WILSON, Dunc (73/74 to 74/75).....	1, 30	17	22	7	49	2,805	154	3.29	1
WILSON, Ross (Lefty)(55/56).....	1	0	0	0	1	13	0	0.00	0
WREGGET, Ken (83/84 to 88/89).....	30, 31	55	112	17	200	10,923	791	4.34	2

## GOALTENDING RECORDS

YEAR	GOALTENDER	RECORD	GAA	SHUTOUTS
1961-62	Bower, Johnny Simmons, Don Cheevers, Gerry	32-17-10 4-4-1 1-1-0	2.58 2.33 3.50	2 1 0
1962-63	Bower, Johnny Simmons, Don	20-15-7 15-8-5	2.62 2.50	1 1
1963-64	Bower, Johnny Simmons, Don	24-16-11 9-9-1	2.11 3.17	5 1
1964-65	Sawchuck, Terry Bower, Johnny	17-13-6 13-13-8	2.56 2.38	1 3
1965-66	Bower, Johnny Sawchuck, Terry Gamble, Bruce Smith, Gary Smith, Al	18-10-5 10-11-3 5-2-3 0-2-0 1-0-0	2.25 3.16 2.51 3.56 1.94	3 1 4 0 0
1966-67	Sawchuck, Terry Bower, Johnny Gamble, Bruce Smith, Gary Smith, Al	15-5-4 12-9-3 5-10-4 0-2-0 0-1-0	2.81 2.64 3.39 3.65 5.00	2 2 0 0 0
1967-68	Bower, Johnny Gamble, Bruce	14-18-7 19-13-3	2.25 2.32	4 5
1968-69	Gamble, Bruce Bower, Johnny Smith, Al	28-20-11 5-4-3 2-2-1	2.80 2.82 2.87	3 2 0
1969-70	Gamble, Bruce Edwards, Marv Bower, Johnny McNamara, Gerry	19-24-9 10-9-4 0-1-0 0-0-0	3.06 3.25 5.00 5.22	5 1 0 0
1970-71	Plante, Jacques Parent, Bernie Gamble, Bruce	24-11-4 7-7-3 6-14-1	1.88 2.65 3.87	4 0 2
1971-72	McLachlan, Murray Plante, Jacques Parent, Bernie	0-1-0 16-13-5 17-18-9	9.60 2.62 2.56	0 2 3
1972-73	Plante, Jacques McRae, Gordon Low, Ron	8-14-6 7-3-0 12-24-4	3.04 3.77 3.89	1 0 1
1973-74	Favell, Doug Wilson, Dunc Johnston, Ed	14-7-9 9-11-3 12-9-4	2.71 2.89 3.09	0 1 1
1974-75	McRae, Gord Wilson, Dunc Favell, Doug Hamel, Pierre	10-3-6 8-11-4 12-17-6 1-2-0	3.22 3.70 4.05 5.54	0 0 1 0
1975-76	Thomas, Wayne McRae, Gord Favell, Doug	28-24-12 6-5-2 0-2-1	3.19 3.70 5.63	2 0 0
1976-77	Palmateer, Mike Thomas, Wayne McRae, Gord	23-18-8 10-13-6 0-1-1	3.21 3.86 4.50	4 1 0
1977-78	Palmateer, Mike McRae, Gord	34-19-9 7-10-1	2.74 3.29	5 1
1978-79	Palmateer, Mike Harrison, Paul Hamel, Pierre	26-21-10 8-12-3 0-0-0	2.95 3.51 0.00	4 1 0
1979-80	Crha, Jiri Palmateer, Mike Ridley, Curt Harrison, Paul	8-7-0 16-14-3 0-1-0 9-17-2	3.61 3.61 4.36 4.42	0 2 0 0
1980-81	Tremblay, Vincent Crha, Jiri Rutherford, Jim Larocque, Michel	2-1-0 20-20-11 4-10-2 3-3-2	5.11 4.07 5.12 5.22	0 0 0 0
1981-82	Ridley, Curt Tremblay, Vincent Larocque, Michel Parent, Bob	1-1-0 0-3-0 10-18-8 10-24-8 0-2-0	5.81 6.71 4.52 4.69 6.50	0 0 1 0 0
1982-83	St. Croix, Rick Palmateer, Mike Larocque, Michel Tremblay, Vincent	4-9-2 21-23-7 3-8-3 0-0-0	3.80 3.99 4.89 3.00	0 0 0 0
1983-84	Parent, Bob Bester, Allan Palmateer, Mike St. Croix, Rick Wregget, Ken	0-0-0 11-16-4 9-17-4 5-10-0 1-1-1	3.00 4.35 4.88 5.11 5.09	0 0 0 0 0
1984-85	Dowie, Bruce Bernhardt, Tim Bester, Allan Wregget, Ken St. Croix, Rick	0-1-0 13-19-4 3-9-1 2-15-3 2-9-0	3.33 3.74 4.22 4.84 5.16	0 0 1 0 0

## GOALTENDING RECORDS

## INCLUDES STATISTICS OF THE ARENAS (1917-19) AND ST. PATRICKS (1919-27)

YEAR	GOALTENDER	RECORD	GAA	SHUTOUTS
1917-18	Holmes, Harry Brooks, Arthur Hebert, Sammy	10-6-0 2-1-0 1-1-0	4.73 5.75 7.50	0 0 0
1918-19	Lindsay, Bert Holmes, Harry	5-11-0 0-2-0	5.09 4.50	0 0
1919-20	Mitchell, Ivan Lockhart, Howie Forbes, Vernon	6-7-0 4-2-0 2-3-0	4.34 4.84 4.20	0 0 0
1920-21	Forbes, Vernon	13-7-0	3.83	0
1921-22	Roach, John Ross	11-10-1	4.14	0
1922-23	Roach, John Ross	13-10-1	3.59	1
1923-24	Roach, John Ross	10-13-0	3.48	1
1924-25	Roach, John Ross	19-11-0	2.80	1
1925-26	Roach, John Ross	12-21-3	3.07	2
1926-27	Roach, John Ross	15-24-5	2.04	4
1927-28	Roach, John Ross Ironstone, Joe	18-18-7 0-0-1	1.96 0.00	4 1
1928-29	Chabot, Lorne Grant, Benny Horne, Red	20-18-5 1-0-0 0-0-0	1.61 2.18 0.00	12 0 0
1929-30	Chabot, Lorne	16-20-6	2.59	6
1930-31	Chabot, Lorne Grant, Benny	21-8-8 1-5-1	2.09 2.65	6 2
1931-32	Chabot, Lorne Grant, Benny *Clancy, King *Horne, Red *Levinisky, Alex	22-16-6 1-2-1 0-0-0 0-0-0 0-0-0	2.36 3.38 60.00 60.00 60.00	4 1 0 0 0
1932-33	Chabot, Lorne Conacher, Charlie	24-18-6 0-0-0	2.26 0.00	5 0
1933-34	Hainsworth, George	26-13-9	2.48	3
1934-35	Hainsworth, George	30-14-4	2.31	8
1935-36	Hainsworth, George	23-19-6	2.12	8
1936-37	Broda, Turk Hainsworth, George	22-19-4 0-2-1	2.30 2.84	3 0
1937-38	Broda, Turk	24-15-9	2.56	6
1938-39	Broda, Turk	19-20-9	2.15	8
1939-40	Broda, Turk Stein, Phil	25-17-5 0-0-1	2.23 1.71	4 0
1940-41	Broda, Turk	28-14-6	2.00	5
1941-42	Broda, Turk	27-18-3	2.76	6
1942-43	Broda, Turk	22-19-9	3.18	1
1943-44	Bibeault, Paul Grant, Benny Marois, Jean	13-14-2 9-9-2 1-0-0	3.00 4.15 4.00	5 0 0
1944-45	McCool, Frank	22-24-4	3.22	4
1945-46	McCool, Frank Broda, Turk Bell, Gordie Bastien, Baz	10-9-3 6-6-3 3-5-0 0-4-1	3.68 3.53 3.88 4.00	0 0 0 0
1946-47	Broda, Turk	31-19-10	2.87	4
1947-48	Broda, Turk	32-15-13	2.38	5
1948-49	Broda, Turk	22-25-13	2.68	5
1949-50	Broda, Turk Rollins, Al Mayer, Gil	30-25-12 1-1-0 0-1-0	3.48 2.40 2.00	9 1 0
1950-51	Rollins, Al Broda, Turk	27-5-8 14-11-5	1.77 2.23	5 6
1951-52	Rollins, Al Broda, Turk	29-24-16 0-1-0	2.22 6.00	5 0
1952-53	Lumley, Harry	27-30-13	2.39	10
1953-54	Lumley, Harry Mayer, Gil	32-24-13 0-0-1	1.86 3.00	13 0
1954-55	Lumley, Harry Mayer, Gil	24-23-22 1-0-0	1.94 1.00	8 0
1955-56	Lumley, Harry Mayer, Gil Chadwick, Ed Wilson, Lefty	21-28-10 1-5-0 2-0-3 0-0-0	2.71 3.17 0.60 0.00	3 0 2 5
1956-57	Chadwick, Ed	21-34-15	2.74	4
1957-58	Chadwick, Ed	21-38-11	3.23	5
1958-59	Bower, Johnny Chadwick, Ed	15-17-7 12-15-4	2.74 3.10	3 3
1959-60	Bower, Johnny Chadwick, Ed	34-24-8 1-2-1	2.73 3.75	5 0
1960-61	Bower, Johnny Maniago, Cesare McNamara, Gerry	33-15-10 4-2-1 2-2-1	2.50 2.57 2.60	2 0 0

\*Clancy, Horner and Levinisky allowed a goal March 15, 1932 while Chabot was serving a penalty.



## GOALTENDING RECORDS

YEAR	GOALTENDER	RECORD	GAA	SHUTOUTS
1985-86	Wregget, Ken Edwards, Don Bernhardt, Tim Bester, Allan	9-13-4	4.33	0
		12-23-0	4.78	0
		4-12-3	5.07	0
		0-0-0	3.00	0
		10-14-3	3.65	2
1986-87	Wregget, Ken Bernhardt, Tim	22-28-3	3.97	0
		0-0-0	9.00	0
1987-88	Bester, Allan Reese, Jeff Wregget, Ken	8-12-5	3.81	2
		1-2-1	4.10	0
		12-35-4	4.44	2
1988-89	Bester, Allan Wregget, Ken Reese, Jeff	17-20-3	3.80	2
		9-20-2	4.42	0
		2-6-1	4.94	0
1989-90	Laforest, Mark Reese, Jeff Bester, Allan	9-14-0	3.89	0
		9-6-3	4.41	0
		20-16-0	4.49	0
1990-91	Ing, Peter Ing, Peter Reese, Jeff Bester, Allan Rhodes, Damian	0-2-1	5.93	0
		16-29-8	3.84	1
		6-13-3	3.86	1
		0-4-0	4.37	0
		1-0-0	1.00	0
1991-92	Potvin, Felix Reese, Jeff Fuhr, Grant Wamsley, Rick	0-2-1	2.29	0
		1-5-1	2.91	1
		25-33-5	3.66	2
		4-3-0	3.79	0
1992-93	Puppa, Daren Potvin, Felix Fuhr, Grant Wamsley, Rick Rhodes, Damian	6-2-0	2.25	2
		25-15-7	2.50	2
		13-9-4	3.14	1
		0-3-0	5.63	0
		9-7-3	2.62	0
1993-94	Potvin, Felix Rhodes, Damian	34-22-9	2.89	3
		6-6-1	2.68	0
1994-95	Potvin, Felix Rhodes, Damian Beaupre, Don	15-13-7	2.91	0
		4-5-1	2.79	0
		0-5-0	4.64	0
1995-96	Potvin, Felix Potvin, Felix Beaupre, Don Cousineau, Marcel	30-26-11	2.87	2
		27-36-7	3.15	0
		0-3-0	5.45	0
		3-5-1	3.29	1
1997-98	Potvin, Felix Healy, Glenn Cousineau, Marcel Joseph, Curtis Healy, Glenn	26-33-7	2.73	5
		4-10-2	2.98	*0
		0-0-0	0.00	*0
		35-24-7	2.56	3
		6-3-0	2.97	0
1998-99	Potvin, Felix Reese, Jeff Joseph, Curtis Healy, Glenn Potvin, Felix	2-0-1	3.81	0
		1-1-0	4.53	0
		36-20-7	2.49	4
		9-10-0	3.04	2
		33-27-8	2.39	6
2000-01	Healy, Glenn Joseph, Curtis Healy, Glenn Joseph, Curtis Schwab, Corey	4-7-3	2.62	0
		29-17-5	2.23	4
		12-10-5	2.73	1
		2-2-0	2.74	0
		0-0-0	4.50	0
2001-02	Barrasso, Tom Centomo, Sebastien Belfour, Ed Tellqvist, Mikael Kidd, Trevor	37-20-5	2.26	7
		1-1-0	2.79	0
		6-10-2	3.10	0
		34-19-6	2.13	10
		5-3-2	2.87	0
2002-03	Kidd, Trevor Did not play due to work stoppage Belfour, Ed Tellqvist, Mikael Aubin, J.S.	6-5-2	3.26	1
		22-22-4	3.29	0
		10-11-2	3.13	2
		9-0-2	2.22	1
		37-25-9	2.99	2
2004-05	Raycroft, Andrew Aubin, J.S. Tellqvist, Mikael Toskala, Vesa Joseph, Curtis	3-5-2	3.43	0
		0-1-0	2.03	0
		33-25-6	2.74	3
		2-9-5	3.92	1
		1-1-0	3.90	0
2006-07	Clemmensen, Scott Gerber, Martin Toskala, Vesa Joseph, Curtis Pogge, Justin	6-5-0	3.23	0
		22-17-11	3.25	1
		5-9-1	3.57	0
		1-4-1	4.35	0
		6-7-2	2.49	2
2008-09	Giguere, Jean-Sebastien Gustavsson, Jonas MacDonald, Joey Toskala, Vesa	16-15-9	2.87	**1
		1-4-0	3.20	**0
		7-12-3	3.66	1
		11-11-4	2.87	0
		6-13-2	3.29	0
2010-11	Reimer, James	20-10-5	2.60	3

\* Glenn Healy and Marcel Cousineau shared a shutout November 4, 1997 vs. San Jose.

\*\* Jonas Gustavsson and Joey MacDonald shared a shutout December 1, 2009 at Montreal.

## ALL-TIME SCORING LEADERS

NAME (SEASON PLAYED)	POS	GP	G	A	PTS	PIM
1. Mats Sundin (94/95 to 07/08)	C	981	420	567	987	748
2. Darryl Sittler (70/71 to 81/82)	C	844	389	527	916	763
3. Dave Keon (60/61 to 74/75)	C	1062	365	493	858	75
4. Borje Salming (73/74 to 88/89)	D	1099	148	620	768	1292
5. George Armstrong (49/50;51/52 to 70/71)	RW	1187	296	417	713	721
6. Ron Ellis (63/64 to 74/75;77/78 to 80/81)	RW	1034	332	308	640	207
7. Frank Mahovlich (56/57 to 67/68)	LW	720	296	301	597	782
8. Bob Pulford (56/57 to 69/70)	C	947	251	312	563	691
9. Ted Kennedy (42/43 to 54/55;56/57)	C	696	231	329	560	432
10. Rick Vaive (79/80 to 86/87)	RW	534	299	238	537	940
11. Tomas Kaberle (98/99 to 10/11)	D	878	83	437	520	246
12. Norm Ullman (67/68 to 74/75)	C	535	166	305	471	160
13. Lanny McDonald (73/74 to 79/80)	RW	477	219	240	459	372
14. Tim Horton (49/50;51/52 to 69/70)	D	1185	109	349	458	1389
15. Doug Gilmour (91/92 to 96/97; 02/03)	C	393	131	321	452	386
16. Wendel Clark (85/86 to 93/94, 95/96 to 97/98; 99/00)	LW	608	260	181	441	1535
17. Syl Apps (36/37 to 42/43;45/46 to 47/48)	C	423	201	231	432	56
18. Ian Turnbull (73/74 to 81/82)	D	580	112	302	414	651
19. Gary Leeman (83/84 to 91/92)	RW	545	176	231	407	463
20. John Anderson (77/78 to 84/85)	RW	534	189	204	393	168
21. Sid Smith (46/47 to 57/58)	LW	601	186	183	369	94
22. Ron Stewart (52/53 to 64/65)	RW	838	186	182	368	413
23. Harvey (Busher) Jackson (29/30 to 38/39)	LW	434	186	165	351	342
24. Red Kelly (59/60 to 66/67)	C	470	119	232	351	74
25. Tod Sloan (47/48 to 48/49;50/51 to 57/58)	C	549	162	184	346	650
26. Dick Duff (54/55 to 63/64)	LW	582	174	165	339	535
27. Bill Derlago (79/80 to 85/86)	C	378	158	176	334	179
28. Vincent Damphousse (86/87 to 90/91)	LW	394	118	211	329	262
29. Jim McKenny (65/66 to 77/78)	D	594	81	246	327	292
30. Charlie Conacher (29/30 to 37/38)	RW	326	200	124	324	411
31. Darcy Tucker (99/00 to 07/08)	RW	531	148	171	319	756
32. Paul Henderson (67/68 to 73/74)	LW	408	162	156	318	166
33. Tom Fergus (85/86 to 91/92)	C	357	118	179	297	324
34. Bryan McCabe (00/01 to 07/08)	D	523	83	214	297	785
35. Steve Thomas (84/85 to 86/87; 98/99 to 00/01)	RW	377	118	173	291	299
36. Nik Antropov (99/00 to 07/08)	RW	509	125	166	291	477
37. Bill Harris (55/56 to 64/65)	C	610	106	181	287	187
38. Harry Watson (46/47 to 54/55)	LW	500	163	122	285	111
39. Todd Gill (84/85 to 95/96)	D	639	59	210	269	922
40. Miroslav Frycer (81/82 to 87/88)	RW	329	115	153	268	374
41. Ed Olczyk (87/88 to 90/91)	C	257	116	151	267	221
42. Peter Ilnacac (82/83 to 89/90)	C	417	102	165	267	175
43. Alexei Ponikarovsky (00/01 to 09/10)	L	477	114	143	257	318
44. Max Bentley (47/48 to 52/53)	C	354	122	134	256	136
45. Mark Osborne (86/87 to 90/91; 91/92 to 93/94)	LW	426	94	160	254	563
46. Bob Davidson (34/35 to 45/46)	L/RW	491	94	160	254	398
47. Dan Daoust (82/83 to 89/90)	C	518	87	166	253	540
48. Nick Metz (34/35 to 41/42;44/45 to 47/48)	LW	518	131	119	250	149
49. Al Iafrate (84/85 to 90/91)	D	472	81	169	250	546
50. Errol Thompson (70/71;72/73 to 77/78)	LW	365	126	119	245	70

\*Still Active with Leafs

## INDIVIDUAL LEADERS BY YEAR

## REGULAR SEASON 1927/28 TO 1966/67

YEAR	GOALS	ASSISTS	POINTS	PIMS
1927/28	Bill Carson.....20	Hap Day.....8	Bill Carson.....26	Arthur Duncan.....97
1928/29	Ace Bailey.....22	Andy Blair.....15	Ace Bailey.....32	Art Smith.....91
1929/30	Ace Bailey.....22	Ace Bailey.....21	Ace Bailey.....43	Red Horner.....96
		Joe Primeau.....21		
1930/31	Charlie Conacher.....31	Joe Primeau.....32	Charlie Conacher.....43	Harvey Jackson.....81
1931/32	Charlie Conacher.....34	Joe Primeau.....37	Harvey Jackson.....53	Red Horner.....97
1932/33	Harvey Jackson.....27	Joe Primeau.....21	Harvey Jackson.....44	Red Horner.....144
1933/34	Charlie Conacher.....32	Joe Primeau.....32	Charlie Conacher.....52	Red Horner.....146
1934/35	Charlie Conacher.....36	Harvey Jackson.....22	Charlie Conacher.....57	Red Horner.....125
1935/36	Charlie Conacher.....23	Charlie Conacher.....15	Charlie Conacher.....38	Red Horner.....167
	Bill Thoms.....23	Bill Thoms.....15	Bill Thoms.....38	Art Jackson.....15
1936/37	Harvey Jackson.....21	Syl Apps.....29	Syl Apps.....45	Red Horner.....124
1937/38	Gordie Drillon.....26	Syl Apps.....29	Gordie Drillon.....52	Red Horner.....92
1938/39	Gordie Drillon.....18	Syl Apps.....25	Syl Apps.....40	Red Horner.....85
1939/40	Gordie Drillon.....21	Gordie Drillon.....19	Gordie Drillon.....40	Red Horner.....87
1940/41	Sweeney Schriner.....24	Billy Taylor.....26	Gordie Drillon.....44	Reg Hamilton.....59
			Syl Apps.....44	
1941/42	Gordie Drillon.....23	Billy Taylor.....26	Gordie Drillon.....41	Bingo Kampman.....67
			Syl Apps.....41	
1942/43	Lorne Carr.....27	Billy Taylor.....42	Lorne Carr.....60	Reg Hamilton.....68
			Billy Taylor.....60	
1943/44	Lorne Carr.....36	Gus Bodnar.....40	Lorne Carr.....74	Reg Hamilton.....32
		Babe Pratt.....40		
1944/45	Ted Kennedy.....29	Gus Bodnar.....36	Ted Kennedy.....54	Bob Davidson.....49
1945/46	Gaye Stewart.....37	Gus Bodnar.....23	Gaye Stewart.....52	Bob Goldham.....44
1946/47	Ted Kennedy.....28	Ted Kennedy.....32	Ted Kennedy.....60	Gus Mortson.....133
1947/48	Syl Apps.....26	Jim Thomson.....29	*Max Bentley.....54	Bill Barilko.....147
	*Max Bentley.....26		Syl Apps.....53	
1948/49	Harry Watson.....26	Max Bentley.....22	Harry Watson.....45	Bill Ezinicki.....145
		Cal Gardner.....22		
1949/50	Max Bentley.....23	Ted Kennedy.....24	Sid Smith.....45	Bill Ezinicki.....144
1950/51	Tod Sloan.....31	Ted Kennedy.....43	Max Bentley.....62	Gus Mortson.....142
1951/52	Sid Smith.....27	Ted Kennedy.....33	Sid Smith.....57	Fern Flaman.....110
1952/53	Sid Smith.....20	Ted Kennedy.....23	Sid Smith.....39	Fern Flaman.....110
		Bob Hassard.....23		
1953/54	Sid Smith.....22	Tod Sloan.....32	Tod Sloan.....43	Tod Sloan.....100
1954/55	Sid Smith.....33	Ted Kennedy.....42	Sid Smith.....54	Eric Nesterenko.....99
1955/56	Tod Sloan.....37	George Armstrong.....32	Tod Sloan.....66	Tod Sloan.....100
1956/57	Dick Duff.....26	George Armstrong.....26	George Armstrong.....44	Gerry James.....90
1957/58	Dick Duff.....26	Billy Harris.....28	Dick Duff.....49	George Armstrong.....93
1958/59	Dick Duff.....29	Bert Olmstead.....31	Dick Duff.....53	Carl Brewer.....125
1959/60	Bob Pulford.....24	Bob Pulford.....28	Bob Pulford.....52	Carl Brewer.....150
		George Armstrong.....28		
1960/61	Frank Mahovlich.....48	Red Kelly.....50	Frank Mahovlich.....84	Frank Mahovlich.....131
1961/62	Frank Mahovlich.....33	Frank Mahovlich.....38	Frank Mahovlich.....71	Bob Pulford.....98
1962/63	Frank Mahovlich.....36	Red Kelly.....40	Frank Mahovlich.....73	Carl Brewer.....168
1963/64	Frank Mahovlich.....26	*Andy Bathgate.....58	*Andy Bathgate.....77	Eddie Shack.....128
		Dave Keon.....37	Dave Keon.....60	
1964/65	Frank Mahovlich.....23	Andy Bathgate.....29	Frank Mahovlich.....51	Carl Brewer.....177
1965/66	Frank Mahovlich.....32	George Armstrong.....35	Frank Mahovlich.....56	Kent Douglas.....97
			Bob Pulford.....56	
1966/67	Ron Ellis.....22	Dave Keon.....33	Dave Keon.....52	Jim Pappin.....89

\*Totals not all earned with Leafs

## INDIVIDUAL LEADERS BY YEAR

## REGULAR SEASON 1967/68 TO 2010/11

YEAR	GOALS	ASSISTS	POINTS	PIMS
1967/68	*Norm Ullman.....35	*Norm Ullman.....37	*Norm Ullman.....72	Tim Horton.....82
	Mike Walton.....30	Dave Keon.....37	Mike Walton.....59	Pete Sternkowski.....82
1968/69	Norm Ullman.....35	Norm Ullman.....42	Norm Ullman.....77	*Forbes Kennedy.....219
				Jim Dorey.....200
1969/70	Ron Ellis.....35	Norm Ullman.....42	Dave Keon.....62	Rick Ley.....102
1970/71	Dave Keon.....38	Norm Ullman.....51	Norm Ullman.....85	Jim Dorey.....198
1971/72	Paul Henderson.....38	Norm Ullman.....50	Norm Ullman.....73	Rick Ley.....124
1972/73	Dave Keon.....37	Darryl Sittler.....48	Darryl Sittler.....77	Mike Pelyk.....118
1973/74	Darryl Sittler.....38	Norm Ullman.....47	Darryl Sittler.....84	Brian Glennie.....100
1974/75	Darryl Sittler.....36	Darryl Sittler.....44	Darryl Sittler.....80	Dave Williams.....187
1975/76	Errol Thompson.....43	Darryl Sittler.....59	Darryl Sittler.....100	Dave Williams.....299
1976/77	Lanny McDonald.....46	Borje Salming.....66	Darryl Sittler.....90	Dave Williams.....338
			Lanny McDonald.....90	
1977/78	Lanny McDonald.....47	Darryl Sittler.....72	Darryl Sittler.....117	Dave Williams.....351
1978/79	Lanny McDonald.....43	Borje Salming.....56	Darryl Sittler.....87	Dave Williams.....298
1979/80	Darryl Sittler.....40	Darryl Sittler.....57	Darryl Sittler.....97	Dave Williams.....197
1980/81	Darryl Sittler.....43	Borje Salming.....61	Wilf Paiement.....97	Rick Vaive.....229
1981/82	Rick Vaive.....54	Bill Derlago.....50	Rick Vaive.....89	Bob McGill.....263
1982/83	Rick Vaive.....51	John Anderson.....49	John Anderson.....80	Jim Korn.....236
1983/84	Rick Vaive.....52	Dan Daoust.....56	Rick Vaive.....93	Jim Korn.....257
1984/85	Rick Vaive.....35	Dan Daoust.....37	Rick Vaive.....68	Bob McGill.....250
1985/86	Wendel Clark.....34	Miroslav Frycer.....43	Miroslav Frycer.....75	Wendel Clark.....227
1986/87	Wendel Clark.....37	Russ Courtnall.....44	Russ Courtnall.....73	Wendel Clark.....221
1987/88	Ed Olczyk.....42	Mark Osborne.....37	Ed Olczyk.....75	Al Secord.....271
1988/89	Ed Olczyk.....38	Ed Olczyk.....52	Ed Olczyk.....90	John Kordic.....185
				Brian Curran.....185
1989/90	Gary Leeman.....51	Vincent Damphousse.....61	Gary Leeman.....95	Brian Curran.....301
1990/91	Vincent Damphousse.....26	Vincent Damphousse.....47	Vincent Damphousse.....73	Luke Richardson.....238
1991/92	*Doug Gilmour.....26	*Doug Gilmour.....61	*Doug Gilmour.....87	*K. Baumgartner.....225
	Glenn Anderson.....24	Glenn Anderson.....57	Glenn Anderson.....57	Bob Halkidis.....145
1992/93	*Dave Andreychuk.....54	Doug Gilmour.....95	Doug Gilmour.....127	Rob Pearson.....211
	Nikolai Borschevsky.....34			
1993/94	Dave Andreychuk.....53	Doug Gilmour.....84	Doug Gilmour.....111	Rob Pearson.....189
1994/95	Mats Sundin.....23	Mike Ridley.....27	Mats Sundin.....47	*Tie Domi.....159
				Warren Rychel.....101
1995/96	Mike Gartner.....35	Mats Sundin.....50	Mats Sundin.....83	Tie Domi.....297
1996/97	Mats Sundin.....41	Mats Sundin.....53	Mats Sundin.....94	Tie Domi.....275
1997/98	Mats Sundin.....33	Mats Sundin.....41	Mats Sundin.....74	Tie Domi.....365
1998/99	Sergei Berezin.....37	Mats Sundin.....52	Mats Sundin.....83	Tie Domi.....198
1999/00	Mats Sundin.....32	Mats Sundin.....41	Mats Sundin.....73	Tie Domi.....198
2000/01	Gary Roberts.....29	Mats Sundin.....46	Mats Sundin.....74	Tie Domi.....214
2001/02	Mats Sundin.....41	Mats Sundin.....39	Mats Sundin.....80	Tie Domi.....157
2002/03	Mats Sundin.....37	Alexander Mogilny.....46	Alexander Mogilny.....79	Wade Belak.....196
2003/04	Mats Sundin.....31	Mats Sundin.....44	Mats Sundin.....75	Tie Domi.....208
2004/05	Did not play due to work stoppage			
2005/06	Mats Sundin.....31	Tomas Kaberle.....58	Mats Sundin.....78	Bryan McCabe.....116
2006/07	Mats Sundin.....27	Mats Sundin.....49	Mats Sundin.....76	Bryan McCabe.....115
2007/08	Mats Sundin.....32	Mats Sundin.....46	Mats Sundin.....78	Pavel Kubina.....116
2008/09	Jason Blake.....25	Matt Stajan.....40	Jason Blake.....63	Pavel Kubina.....94
2009/10	Phil Kessel.....30	Tomas Kaberle.....42	Phil Kessel.....55	Colton Orr.....239
2010/11	Phil Kessel.....32	Clarke MacArthur.....41	Phil Kessel.....64	Colton Orr.....128

\*Totals not all earned with Leafs

## ALL-TIME STATS LEADERS

27. Mats Sundin (95-96).....	83
Mats Sundin (98-99).....	83
29. Darryl Sittler (74-75).....	80
Errol Thompson (75-76).....	80
John Anderson (82-83).....	80
Mats Sundin (01-02).....	80

## PENALTY MINUTES

## Most Penalty Minutes, Career (500+)

1. Tie Domi.....	2265
2. Dave Williams.....	1670
3. Wendel Clark.....	1535
4. Tim Horton.....	1389
5. Borje Salming.....	1292
6. Red Horner.....	1264
7. Bob Baun.....	1155
8. Bob McGill.....	988
9. Rick Vaive.....	940
10. Todd Gill.....	922
11. Carl Brewer.....	917
12. Jim Thomson.....	845
13. Bryan McCabe.....	785
14. Frank Mahovlich.....	782
15. Darryl Sittler.....	763
Wade Belak.....	763
17. Darcy Tucker.....	756
18. Mats Sundin.....	748
19. George Armstrong.....	721
20. Gus Mortonson.....	709
21. Jim Korn.....	708
22. Bob Pulford.....	691
23. Eddie Shack.....	676
24. Ian Turnbull.....	651
25. Tod Sloan.....	650
26. Brian Glennie.....	599
27. Luke Richardson.....	597
28. Mike Pelyk.....	566
29. Mark Osborne.....	563
30. Jim Dorey.....	553
31. Al Iafrate.....	546
32. Dan Daoust.....	540
33. Dan Maloney.....	538
34. Dick Duff.....	535
35. Hap Day.....	528
36. Bill Ezinicki.....	525
37. Pat Boutette.....	520
Ken Baumgartner.....	520
39. Brian Curran.....	512

## Most Penalty Minutes, Season (200+)

1. Tie Domi (97-98).....	365
2. Dave Williams (77-78).....	351
3. Dave Williams (76-77).....	338
4. Brian Curran (89-90).....	301
5. Dave Williams (75-76).....	299
6. Dave Williams (78-79).....	298
7. Tie Domi (95-96).....	297
8. Tie Domi (96-97).....	275
9. Wendel Clark (86-87).....	271
10. Bob McGill (81-82).....	263
11. Jim Korn (83-84).....	257
12. John Kordic (89-90).....	252
13. Bob McGill (84-85).....	250
14. *Colton Orr (09-10).....	239
15. Luke Richardson (90-91).....	238
16. Dave Hutchison (78-79).....	235
17. Rick Vaive (80-81).....	229
18. Wendel Clark (85-86).....	227

\*Still Active with Leafs

## ALL-TIME STATS LEADERS

## GAMES PLAYED

## Most Games, Career (600+ Regular Season)

1. George Armstrong.....	1187
2. Tim Horton.....	1185
3. Borje Salming.....	1099
4. Dave Keon.....	1062
5. Ron Ellis.....	1034
6. Mats Sundin.....	981
7. Bob Pulford.....	947
8. Tomas Kaberle.....	878
9. Darryl Sittler.....	844
10. Ron Stewart.....	838
11. Tie Domi.....	777
12. Bob Baun.....	739
13. Frank Mahovlich.....	720
14. Jim Thomson.....	717
15. Ted Kennedy.....	696
16. Todd Gill.....	639
17. Allan Stanley.....	633
18. Walter (Turk) Broda.....	629
19. Bill Harris.....	610
20. Wendel Clark.....	608

## GOALS

## Most Goals, Career (160+)

1. Mats Sundin.....	420
2. Darryl Sittler.....	389
3. Dave Keon.....	388
4. Ron Ellis.....	332
5. Rick Vaive.....	299
6. Frank Mahovlich.....	296
George Armstrong.....	296
8. Wendel Clark.....	260
9. Bob Pulford.....	251
10. Ted Kennedy.....	231
11. Lanny McDonald.....	219
12. Syl Apps.....	201
13. Charlie Conacher.....	200
14. John Anderson.....	189
15. Busher Jackson.....	186
Sid Smith.....	186
Ron Stewart.....	186
18. Gary Leeman.....	176
19. Dick Duff.....	174
20. Norm Ullman.....	166
21. Harry Watson.....	163
22. Paul Henderson.....	162
Tod Sloan.....	162

## Most Goals, Season (40+)

1. Rick Vaive (81-82).....	54
Dave Andreychuk (92-93)	
(29 with Buffalo).....	54
3. Dave Andreychuk (93-94).....	53
4. Rick Vaive (83-84).....	52
5. Rick Vaive (82-83).....	51
Gary Leeman (89-90).....	51
7. Frank Mahovlich (60-61).....	48
8. Lanny McDonald (77-78).....	47
9. Wendel Clark (93-94).....	46
Lanny McDonald (76-77).....	46
11. Darryl Sittler (77-78).....	45
12. Errol Thompson (75-76).....	43
Lanny McDonald (78-79).....	43
Darryl Sittler (80-81).....	43
15. Ed Olczyk (87-88).....	42

16. Mats Sundin (01-02).....	41
Mats Sundin (96-97).....	41
Darryl Sittler (75-76).....	41
19. Darryl Sittler (79-80).....	40
Wilf Paiement (80-81).....	40
Bill Derlago (83-84).....	40

## GAME-WINNING GOALS

## Most Game Winning Goals, Career

1. Mats Sundin.....	79
2. Dave Keon.....	63
3. Frank Mahovlich.....	55
4. Ron Ellis.....	50
5. George Armstrong.....	43
6. Darryl Sittler.....	42

## POWERPLAY GOALS

## Most Powerplay Goals, Career

1. Mats Sundin.....	124
2. Darryl Sittler.....	120
3. Rick Vaive.....	90
4. Wendel Clark.....	79
5. Dave Keon.....	65
6. George Armstrong.....	64
7. Frank Mahovlich.....	62
8. Darcy Tucker.....	61
9. Lanny McDonald.....	59
10. Ron Ellis.....	56
11. Sid Smith.....	54
12. Dave Andreychuk.....	53

## SHORTHANDED GOALS

## Most Shorthanded Goals, Career

1. Dave Keon.....	31
2. Bob Pulford.....	27
3. Mats Sundin.....	23
4. Ron Stewart.....	15
5. Russ Courtnall.....	13
Dave Reid.....	13
Greg Terrier.....	13
8. Rick Vaive.....	11
9. Lanny McDonald.....	10
Rudy Migay.....	10
3 tied.....	9

## ASSISTS

## Most Assists, Career (200+)

1. Borje Salming.....	620
2. Mats Sundin.....	567
3. Darryl Sittler.....	527
4. Dave Keon.....	493
5. Tomas Kaberle.....	437
6. George Armstrong.....	417
7. Tim Horton.....	349
8. Ted Kennedy.....	329
9. Doug Gilmour.....	321
10. Bob Pulford.....	312
11. Ron Ellis.....	308
12. Norm Ullman.....	305
13. Ian Turnbull.....	302
14. Frank Mahovlich.....	301
15. Jim McKenny.....	246
16. Lanny McDonald.....	240

\*Still Active with Leafs

17. Rick Vaive.....	238
18. Red Kelly.....	232
19. Syl Apps.....	231
Gary Leeman.....	231
21. Vincent Damphousse.....	211
22. Todd Gill.....	210
23. Jim Thomson.....	208
24. John Anderson.....	204

## Most Assists, Season (50+)

1. Doug Gilmour (92-93).....	95
2. Doug Gilmour (93-94).....	84
3. Darryl Sittler (77-78).....	72
4. Borje Salming (76-77).....	66
5. Borje Salming (80-81).....	61
Doug Gilmour (91-92)	
(Tor.) 34 (Overall).....	61
Vincent Damphousse (89-90).....	61
8. Borje Salming (77-78).....	60
9. Darryl Sittler (75-76).....	59
10. Tomas Kaberle (05-06).....	58
11. Ian Turnbull (76-77).....	57
Darryl Sittler (79-80).....	57
Wilf Paiement (80-81).....	57
14. Lanny McDonald (75-76).....	56
Borje Salming (78-79).....	56
Dan Daoust (83-84).....	56
Ed Olczyk (89-90).....	56
18. Darryl Sittler (80-81).....	53
Mats Sundin (96-97).....	53
20. Darryl Sittler (76-77).....	52
Borje Salming (79-80).....	52
Ed Olczyk (88-89).....	52
23. Norm Ullman (70-71).....	51
Ian Turnbull (78-79).....	51
Darryl Sittler (78-79).....	51
26. Red Kelly (60-61).....	50
Norm Ullman (71-72).....	50
Bill Derlago (81-82).....	50
Mark Osborne (89-90).....	50
Mats Sundin (95-96).....	50

## POINTS

## Most Points, Season (80+)

1. Doug Gilmour (92-93).....	127
2. Darryl Sittler (77-78).....	117
3. Doug Gilmour (93-94).....	111
4. Darryl Sittler (75-76).....	100
5. Dave Andreychuk (93-94).....	99
6. Darryl Sittler (79-80).....	97
Wilf Paiement (80-81).....	97
8. Darryl Sittler (80-81).....	96
9. Gary Leeman (89-90).....	95
10. Mats Sundin (96-97).....	94
Vincent Damphousse (89-90).....	94
12. Lanny McDonald (75-76).....	93
Rick Vaive (83-84).....	93
14. Lanny McDonald (76-77).....	90
Darryl Sittler (76-77).....	90
Ed Olczyk (88-89).....	90
17. Rick Vaive (81-82).....	89
18. Ed Olczyk (89-90).....	88
19. Lanny McDonald (77-78).....	87
Darryl Sittler (78-79).....	87
Doug Gilmour (91-92).....	87
22. Norm Ullman (70-71).....	85
Lanny McDonald (78-79).....	85
24. Frank Mahovlich (60-61).....	84
Darryl Sittler (73-74).....	84
Bill Derlago (81-82).....	84



19. Al Secord (87-88).....	221
20. Tie Domi (00-01).....	214
21. Rob Pearson (92-93).....	211
22. Jeff Brubaker (84-85).....	209
23. Tie Domi (03-04).....	208
24. Wilf Palement (81-82).....	203
25. Rob Ramage (89-90).....	202
26. Jim Dorey (68-69).....	200

## PLUS/MINUS (since 1967-68)

1. Borje Salming.....	181
2. Mats Sundin.....	99
3. Lanny McDonald.....	89
4. Paul Henderson.....	84
5. Ron Ellis.....	67
6. Brian Glennie.....	63
Dave Keon.....	63
Bryan McCabe.....	63
8. Alexei Ponikarovsky.....	56
9. Doug Gilmour.....	55
10. Nik Antropov.....	54
11. Norm Ullman.....	53

## GOALTENDING

### Most Shutouts, Career

1. Walter Broda.....	62
2. Harry Lumley.....	34
3. Lorne Chabot.....	33
Johnny Bower.....	33
5. George Hainsworth.....	19
Bruce Gamble.....	19
7. Ed Belfour.....	17
Curtis Joseph.....	17
9. Mike Palmateer.....	15
10. Ed Chadwick.....	14
11. Felix Potvin.....	12
12. Al Rollins.....	11
13. John Ross Roach.....	8
14. Allan Bester.....	7
Jacques Plante.....	7
16. Paul Bibeault.....	5
Don Simmons.....	5
Vesa Toskala.....	5

### Most Wins, Career

1. Walter Broda.....	302
2. Johnny Bower.....	220
3. Felix Potvin.....	160
4. Curtis Joseph.....	138
5. Mike Palmateer.....	129
6. Harry Lumley.....	104
7. Lorne Chabot.....	103
8. Ed Belfour.....	93
9. Bruce Gamble.....	82
10. George Hainsworth.....	79
11. Allan Bester.....	69
12. Vesa Toskala.....	62
13. Ed Chadwick.....	57
Al Rollins.....	57
14. Ken Wregget.....	55
15. Jacques Plante.....	48

### Most Losses, Career

1. Walter Broda.....	224
2. Johnny Bower.....	161
3. Felix Potvin.....	149
4. Mike Palmateer.....	112
Ken Wregget.....	112
6. Harry Lumley.....	106
7. Curtis Joseph.....	97
8. Allan Bester.....	91
9. Ed Chadwick.....	89
10. Bruce Gamble.....	83
11. Lorne Chabot.....	80
12. Ed Belfour.....	61
13. Vesa Toskala.....	54
14. George Hainsworth.....	48
15. John Ross Roach.....	42
Grant Fuhr.....	42

### Most Games, Career

1. Walter Broda.....	629
2. Johnny Bower.....	472
3. Felix Potvin.....	369
4. Mike Palmateer.....	296
5. Curtis Joseph.....	270
6. Harry Lumley.....	267
7. Lorne Chabot.....	214
8. Bruce Gamble.....	210
9. Allan Bester.....	205
10. Ken Wregget.....	200

### Minutes, Career

1. Turk Broda.....	38167
2. Johnny Bower.....	27395
3. Felix Potvin.....	21461
4. Mike Palmateer.....	16847
5. Harry Lumley.....	16000
6. Curtis Joseph.....	15808
7. John Ross Roach.....	13653
8. Lorne Chabot.....	13024
9. Bruce Gamble.....	11675
10. Allan Bester.....	10949

### Goals Against Average, Career

(2400 minutes minimum)

1. John Ross Roach.....	2.00
2. Al Rollins.....	2.06
3. Lorne Chabot.....	2.20
4. Harry Lumley.....	2.21
5. George Hainsworth.....	2.26
6. Jacques Plante.....	2.46
7. Curtis Joseph.....	2.49
8. Ed Belfour.....	2.51
9. Johnny Bower.....	2.51
10. Walter Broda.....	2.53
11. Bernie Parent.....	2.59
12. Damian Rhodes.....	2.64
13. Don Simmons.....	2.71
14. Jean-Sebastien Ciguere.....	2.73
15. Terry Sawchuk.....	2.81
16. Felix Potvin.....	2.87

\*Still Active with Leafs

# 2011 HOCKEY HALL OF FAME INDUCTEE MARK HOWE



## TEAM RECORDS (SEASON)

### TEAM RECORDS, SEASON

#### Points, Season

##### Most Points

103 2003-04 (82 games)  
100 2001-02 (82 games)  
100 1999-00 (82 games)

##### Fewest Points

35 1926-27 (44 games)  
40 1929-30 (44 games)

##### Highest Points Percentage

.679 1950-51 (70 games)  
.667 1934-35 (48 games)

##### Lowest Points Percentage

.300 1984-85 (80 games)  
.325 1987-88 (80 games)

#### Wins, Season

##### Most Wins

45 2003-04 (82 games)  
45 1999-00 (82 games)  
45 1998-99 (82 games)

##### Most Home Wins

26 2005-06 (41 games)  
25 1992-93 (42 games)  
25 1961-62 (35 games)

##### Most Road Wins

23 2003-04 (41 games)  
22 1998-99 (41 games)

##### Fewest Wins

15 1926-27 (44 games)  
17 1929-30 (44 games)

##### Fewest Home Wins

9 1927-28 (22 games)  
10 Four times:  
Most recently in 1984-85 (40 games)

##### Fewest Road Wins

5 1955-56 (35 games)  
5 1926-27 (22 games)

#### Losses, Season

##### Most Losses

52 1984-85 (80 games)  
49 1987-88 (80 games)

##### Most Home Losses

28 1984-85 (40 games)  
21 Three times:  
Most recently in 1990-91 (40 games)

##### Most Road Losses

29 1987-88 (40 games)  
29 1983-84 (40 games)  
29 1972-73 (39 games)

##### Fewest Losses

13 1933-34 (48 games)  
13 1930-31 (44 games)

##### Fewest Home Losses

2 1933-34 (24 games)  
3 1947-48 (30 games)  
3 1939-40 (24 games)

##### Fewest Road Losses

8 1950-51 (35 games)  
8 1934-35 (24 games)

#### Overtime, Season

##### Most Overtime Wins

7 2005-06  
7 2002-03  
7 1999-00  
6 1985-86  
5 2000-01

##### Most Home Overtime Wins

5 1998-99  
4 2008-09  
4 2007-08  
4 2006-07  
4 2005-06  
4 2002-03  
4 2000-01  
4 1991-92

##### Most Road Overtime Wins

4 2003-04  
4 1999-00

##### Most Overtime Losses

10 2009-10  
6 1985-86  
5 2010-11  
5 2000-01

##### Most Home Overtime Losses

6 2009-10  
4 2008-09  
4 2000-01

##### Most Road Overtime Losses

4 2009-10  
4 2001-02  
4 1985-86

#### Ties, Season

##### Most Ties

22 1954-55 (70 games)  
16 Four times: Most recently in 1981-82

##### Most Home Ties

11 1954-55 (35 games)  
10 1968-69 (38 games)  
10 1948-49 (30 games)

##### Most Road Ties

11 1964-65 (35 games)  
11 1954-55 (35 games)

##### Fewest Ties

3 1941-42 (48 games)  
4 Four times: Most recently in 1989-90

##### Fewest Home Ties

0 1941-42 (24 games)  
1 1936-37, 1943-44

## TEAM RECORDS (SEASON)

##### Fewest Road Ties

0 1939-40 (24 games)  
1 Four times: Most recently in 1988-89

#### Shutouts, Season

##### Most Shutouts

13 1953-54

##### Most Times Shut Out

13 1926-27

#### Streaks, Season

##### Longest Winning Streak

10 Oct. 7 to Oct. 28, 1993

##### Longest Home Winning Streak

9 Mar. 6 to Apr. 7, 2007  
9 Nov. 11 to Dec. 26, 1953

##### Longest Road Winning Streak

7 Jan. 29 to Feb. 22, 2003  
7 Dec. 4, 1960 to Jan. 5, 1961  
7 Nov. 14 to Dec. 15, 1940

##### Longest Undefeated Streak

11 Jan. 6 to Feb. 1, 1994 (7W-4T)  
11 Oct. 15 to Nov. 8, 1950 (8W-3T)

##### Longest Home Undefeated Streak

18 Oct. 31, 1953 to Jan. 23, 1954 (16W-2T)  
18 Nov. 28, 1933 to Mar. 10, 1934 (15W-3T)

##### Longest Road Undefeated Streak

9 Nov. 30, 1947 to Jan. 11, 1948 (4W-5T)

##### Longest Losing Streak

10 Jan. 15 to Feb. 8, 1967

##### Longest Home Losing Streak

7 Nov. 11 to Dec. 5, 1984

##### Longest Road Losing Streak

11 Feb. 20 to Apr. 1, 1988

##### Longest Winless Streak

15 Dec. 26, 1987 to Jan. 25, 1988 (11L-4T)

##### Longest Home Winless Streak

11 Dec. 19, 1987 to Jan. 25, 1988 (7L-4T)

##### Longest Road Winless Streak

18 Oct. 6, 1982 to Jan. 5, 1983 (13L-5T)

##### Longest Shutout Streak

31:42 Nov. 13-25, 1930, (Lorne Chabot,  
Benny Grant)

#### Goals, Season

##### Most Goals

337 1989-90 (80 games)  
322 1980-81 (80 games)

##### Most Goals Against

387 1983-84 (80 games)  
386 1985-86 (80 games)

##### Fewest Goals

79 1926-27 (44 games)

##### Fewest Goals (Minimum 70 games)

147 1954-55 (70 games)

##### Fewest Goals Against

69 1928-29 (44 games)

##### Fewest Goals Against (Minimum 70 games)

131 1953-54 (70 games)

##### Highest Goals Per Game Average

4.28 1943-44 (214 goals in 50 games)  
4.21 1989-90 (337 goals in 80 games)

##### Highest Goals Against Per Game Average

4.837 1983-84 (387 goals in 80 games)  
4.825 1985-86 (386 goals in 80 games)

##### Most Powerplay Goals

107 2005-06 (82 games)

##### Most Shorthanded Goals

17 1986-87 (80 games)

##### Most 20-Goal Scalers

7 1989-90 (Leeman, Damphousse, Iczyk,  
Marois, Osborne, Iafate, Franceschetti)  
7 1985-86 (Clark, Vaive, Frycer, Fergus,  
M. Stastny, Courtnall, Thomas)  
7 1980-81 (Sittler, Paiement, Vaive, Derlago,  
Sedlbauer, Martin, Maloney)

##### Most 30-Goal Scalers

4 1989-90 (Leeman, Damphousse, Olczyk, Marois)  
4 1980-81 (Sittler, Paiement, Vaive, Derlago)

##### Most 40-Goal Scalers

2 1993-94 (Clark, Andreychuk)  
2 1983-84 (Vaive, Derlago)  
2 1980-81 (Sittler, Paiement)  
2 1977-78 (Sittler, McDonald)  
2 1975-76 (Sittler, Thompson)



## TEAM RECORDS (GAME)

## TEAM RECORDS, GAME

**Largest Margin of Victory, Leaf Shutout**  
13 Jan. 2, 1971 vs. Detroit W-13-0

**Goals, Game**

**Most Goals**  
14 Mar. 16, 1957 vs. NY Rangers, W 14-1

**Most Goals Against**  
14 Mar. 19, 1981 at Buffalo, L 14-4

**Most Goals, Both Teams**  
20 Jan. 8, 1986 vs. Edmonton W 11-9

**Most Powerplay Goals**  
7 Oct. 14, 2005 at Atlanta W 9-1

**Most Powerplay Goals Against**  
7 Mar. 13, 1987 at Washington, L 10-2

**Most Powerplay Goals, Both Teams**  
9 Oct. 14, 1978 vs. NY Islanders, 10-7  
(Leafs 5PPG - Islanders 4PPG)

**Most Shorthanded Goals**  
3 Nov. 16, 1988 vs. Pittsburgh, W 8-5

**Assists, Game**

**Most Assists**  
23 Mar. 16, 1957 vs. NY Rangers, W 14-1

**Most Assists Against**  
22 Mar. 19, 1981 at Buffalo, L 14-4

**Most Assists, Both Teams**  
32 Oct. 14, 1978, vs. NY Islanders, W 10-7  
(Leafs 18A - Islanders 14A)

**Points, Game**

**Most Points**  
37 Mar. 16, 1957 vs. NY Rangers (14G, 23A),  
W 14-1

**Most Points Against**  
36 Mar. 19, 1981 at Buffalo (14G, 22A), L 14-4

**Most Points, Both Teams**  
53 Jan. 8, 1986 vs. Edmonton (20G, 33A),  
W 11-9 (Leafs 17A - Oilers 16A)

**Fastest, Game**

**Fastest Maple Leaf Goal, Start of Game**  
0:07 Charlie Conacher, Feb. 6, 1932 vs. Boston

**Fastest Opponent Goal, Start of a Game:**  
0:05\*\* Alex Mogilny, Dec. 21, 1991 vs. Buffalo

**Fastest Maple Leafs Goal, Start of a Period:**  
0:06 Frank Mahovlich, Jan. 7, 1961 vs.  
Boston (2nd period)  
0:06 Mats Sundin, Dec. 30, 1995 at  
St. Louis (OT)

**Fastest Opponent Goal, Start of a Period:**  
0:05 Alex Mogilny, Dec. 21, 1991 vs. Buffalo  
(1st period)

**Fastest Maple Leafs Goal, Overtime:**  
0:06 Mats Sundin, Dec. 30, 1995 at St. Louis

\* NHL Record \*\*Ties NHL Record

**Fastest Opponent Overtime Goal, Overtime:**  
0:12 Joe Thornton, Oct. 25, 2001 at Boston

**Fastest Two Goals**  
0:04\*\* Dec. 29, 1988 at Quebec, 3rd period,  
Ed Olczyk (5:24), Gary Leeman (5:28),  
W 6-5

**Fastest Three Goals**  
0:39 Jan. 20, 1940 vs. NY Americans,  
1st period, Sweeney Schriner (3:25), Harry  
Taylor (3:52), Pep Kelly (4:04), W 5-1

**Fastest Four Goals**  
1:25 Mar. 26, 2002 vs. Tampa Bay, 3rd period,  
Robert Reichel (5:10), Mats Sundin (5:53), Tie  
Domi (6:09), Tie Domi (6:35), W 7-2

**Fastest Five Goals**  
4:18 Feb. 13, 1971 vs. Los Angeles, 2nd period, W 8-1

**Fastest Six Goals**  
7:16 Jan. 12, 1946 vs. Detroit, 1st period, Gus  
Bodnar (3:17), Billy Taylor (5:48), Gaye Stewart  
(7:13), Syl Apps (7:46), Jack Hamilton (9:22),  
Billy Taylor (10:33), W 9-3

**Fastest Two Powerplay Goals**  
0:06 Feb. 9, 1952 vs. Montreal, 2nd period, Howie  
Meeker (10:14), Howie Meeker (10:20), W 3-2

**Fastest Three Powerplay Goals**  
1:16 Feb. 9, 1952 vs. Montreal, 2nd period, Howie  
Meeker (10:14), Howie Meeker (10:20),  
George Armstrong (11:30), W 3-2

**Fastest Two Goals Against**  
0:06 Jan. 26, 1933 vs. Boston, 3rd period, Nels  
Stewart (15:03), Percy Galbraith (15:09), L 4-2

**Fastest Three Goals Against**  
0:27 Nov. 15, 1944 vs. Detroit, 2nd period,  
Hal Jackson (11:48), Steve Wochy (12:02),  
Don Grosso (12:15), L 8-4

**Fastest Four Goals Against**  
2:08 Feb. 19, 1985 vs. Edmonton, (14:23 to 16:31 of  
2nd period) Wayne Gretzky, Jari Kurri(2), and  
Mark Napier, L 4-9

**Fastest Five Goals Against**  
6:10 January 8, 1986 vs. Edmonton, (15:10 of 2nd  
period to 1:20 of 3rd period), Wayne Gretzky,  
Kevin McClelland, Paul Coffey, Jari Kurri, and  
Glenn Anderson, W 11-9

**Fastest Six Goals Against**  
10:02 January 8, 1986 vs. Edmonton, (11:19 of  
2nd period to 1:20 of the 3rd period),  
Raimo Summanen, Wayne Gretzky, Kevin  
McClelland, Paul Coffey, Jari Kurri, and Glenn  
Anderson, W 11-9

**Fastest Two Goals, Both Teams**  
0:07 Feb. 25, 1992 vs. New Jersey, 3rd period,  
Randy McKay, N.J. (9:06), Peter Zessel  
(9:13) T 5-5  
0:07 Oct. 11, 1970 at Vancouver, 3rd period,  
Andre Boudrias, VAN (9:00), Norm Ullman,  
TOR (9:07), L 5-3  
0:07 Mar. 15, 1964 at NY Rangers, 3rd period,  
Jim Neilson, NYR, (1:27),  
Tim Horton, TOR (1:34), W 3-1

## TEAM RECORDS (GAME)

**Fastest Three Goals, Both Teams**  
0:29 Feb. 19, 1984 vs. Detroit, 3rd period, L 6-2

**Fastest Four Goals, Both Teams**  
0:53\* Oct. 16, 1983 vs. Chicago, 2nd period,  
Gaston Gingras, TOR (16:49), Denis Savard,  
CHI (17:12), Steve Larmer, CHI (17:27),  
Denis Savard, CHI (17:42), W 10-8

**Fastest Five Goals, Both Teams**  
1:24\* Oct. 16, 1983 vs. Chicago, 2nd period, Gaston  
Gingras, TOR (16:49), Denis Savard, CHI  
(17:12), Steve Larmer, CHI (17:27), Denis  
Savard, CHI (17:42), John Anderson, TOR  
(18:13), W 10-8

**Fastest Six Goals, Both Teams**  
3:15 Jan. 4, 1944 at Montreal, 1st period, Maurice  
Richard, MTL (14:10), Don Webster, TOR  
(15:13), Fern Majeau, MTL (15:41), Bugsy  
Watson, MTL (15:52), Lorne Carr, TOR (16:55),  
Emile Bouchard, MTL (17:25), L 6-3

**Shots On Goal, Game (Since 1955/56)**

**Most Shots On Goal**  
61 Nov. 23, 2009 vs. NY Islanders, OTL 3-4  
\*includes overtime  
61 Feb. 25, 1976 vs. Detroit, W 8-0

**Most Shots Against**  
65 Mar. 15, 1984 at Hartford, L 5-3

**Most Shots, Both Teams**  
109 Oct. 9, 1955 at Chicago, W 5-3  
(Leafs 58 - Blackhawks 51)

**Fewest Shots On Goal**  
9 Mar. 4, 1999 at St. Louis, W 4-0

**Fewest Shots Against**  
13 Mar. 9, 1975 at Washington, T 4-4  
13 Oct. 12, 1955 at Boston, L 2-0

**Fewest Shots, Both Teams**  
32 Jan. 5, 2002 vs. Ottawa, W 3-1  
32 Jan. 24, 1985 at NY Islanders,  
L 4-1

\* NHL Record \*\*Ties NHL Record

**Penalties, Game**

**Most Penalty Minutes**  
154 Nov. 15, 1986 vs. Detroit, W 6-0

**Most Penalty Minutes, Opponent**  
160 Jan. 13 1986 vs. Detroit, W 7-4

**Most Penalty Minutes, Both Teams**  
300 Nov. 15, 1986 vs. Detroit, W 6-0  
Toronto: 17 min, 8 maj, 6 mis, 2  
game/Detroit: 13 min, 10 maj,  
4 min, 3 game

**Most Penalties**  
33 Nov. 15, 1986 vs. Detroit, W 6-0

**Most Penalties, Opponent**  
33 Jan. 13 1986 vs. Detroit, W 7-4

**Most Penalties, Both Teams**  
66 Mar. 2, 1990 at Detroit, L 3-2



Charlie Conacher



## TEAM RECORDS (PERIOD)

### TEAM RECORDS, PERIOD

#### Goals, Period

##### Most Goals

7 Jan. 2, 1971 vs. Detroit, 3rd period, W 13-0

##### Most Goals Against

9\* Mar. 19, 1981 at Buffalo, 2nd period, L 14-4

##### Most Powerplay Goals

3 Jan. 7, 2011 at Atlanta, 2nd period, W 9-3

##### Most Goals, Both Teams

12\*\* Mar. 19, 1981 at Buffalo, 2nd period, L 14-4

#### Assists, Period

##### Most Assists

11 Nov. 12, 1999 at Chicago 3, 3rd period, W 10-3

11 Jan. 2, 1971 vs. Detroit, 3rd period, W 13-0

##### Most Assists Against

14 Mar. 19, 1981 at Buffalo, 2nd period, L 14-4

14 Mar. 16, 1969 vs. Boston, 2nd period, L 11-3

##### Most Assists, Both Teams

19 Mar. 19, 1981 at Buffalo, 2nd period, L 14-4  
(Leafs 5A – Sabres 14A)

#### Points, Period

##### Most Points

18 Jan. 2, 1971 vs. Detroit, 3rd period, W 13-0

##### Most Points Against

23\* Mar. 19, 1981 at Buffalo, 2nd period, L 14-4

##### Most Points, Both Teams

31 Mar. 19, 1981 at Buffalo, 2nd period, L 14-4  
(Leafs 3G, 5A – Sabres 9G, 14A)

#### Shots On Goal, Period (Since 1955/56)

##### Most Shots

30 Feb. 25, 1976 vs. Detroit, 1st period, W 8-0

##### Most Shots Against

32 Mar. 15, 1984 at Hartford, 2nd period, L 5-3

##### Most Shots, Both Teams

46 Dec. 18, 1976 vs. Colorado, 3rd period,  
(Leafs 21 – Rockies 25 shots) W 4-2

##### Fewest Shots

0 Apr. 3, 2000 at Buffalo, 2nd period, L 3-2

##### Fewest Shots Against

0 Oct. 21, 2008 vs. Anaheim, 3rd period, 2-3 L (50)

#### Penalties, Period

##### Most Penalty Minutes

108 Jan. 13, 1986 vs. Detroit, 3rd period, W 7-4

##### Most Penalty Minutes, Opponent

134 Jan. 13, 1986 vs. Detroit, 3rd period, W 7-4

##### Most Penalty Minutes, Both Teams

242 Jan. 13, 1986 vs. Detroit, 3rd period, W 7-4

##### Most Penalties

18 Jan. 13, 1986 vs. Detroit, 3rd period, W 7-4

##### Most Penalties, Opponent

23 Jan. 13, 1986 vs. Detroit, 3rd period, W 7-4

##### Most Penalties, Both Teams

41 Jan. 13, 1986 vs. Detroit, 3rd period, W 7-4

## INDIVIDUAL RECORDS (CAREER)

### INDIVIDUAL RECORDS, CAREER

#### Most Seasons, Career

21 George Armstrong

20 Tim Horton

16 Ron Ellis

16 Borje Salming

#### Games Played, Career

##### Most Games

1187 George Armstrong

1185 Tim Horton

1099 Borje Salming

##### Most Games, Goaltender

629 Walter (Turk) Broda

472 Johnny Bower

369 Felix Potvin

##### Most Games, Defence

1185 Tim Horton

1099 Borje Salming

878 Tomas Kaberle

##### Most Games, Centre

1062 Dave Keon

981 Mats Sundin

947 Bob Pulford

##### Most Games, Left Wing

720 Frank Mahovlich

608 Wendel Clark

601 Sid Smith

##### Most Games, Right Wing

1187 George Armstrong

1034 Ron Ellis

838 Ron Stewart

##### Longest Consecutive Games Streak

486 Tim Horton, Feb. 11, 1961 to Feb. 4, 1968

#### Goals, Career

##### Most Goals

420 Mats Sundin

389 Darryl Sittler

365 Dave Keon

##### Most Goals, Defence

148 Borje Salming

112 Ian Turnbull

109 Tim Horton

##### Most Goals, Centre

420 Mats Sundin

389 Darryl Sittler

365 Dave Keon

##### Most Goals, Left Wing

296 Frank Mahovlich

260 Wendel Clark

186 Busher Jackson

186 Sid Smith

##### Most Goals, Right Wing

332 Ron Ellis

299 Rick Vaive

296 George Armstrong

#### Overtime Goals

14 Mats Sundin

7 Tomas Kaberle

6 Wendel Clark

6 Steve Thomas

#### Most 20-goal Seasons

13 Mats Sundin

11 Ron Ellis

11 Dave Keon

9 Darryl Sittler

#### Most 30-goal Seasons

10 Mats Sundin

8 Darryl Sittler

7 Rick Vaive

#### Most 40-goal Seasons

4 Darryl Sittler

3 Rick Vaive

3 Lanny McDonald

#### Most 50-goal Seasons

3 Rick Vaive

2 Dave Andreychuk

1 Gary Leeman

#### Fastest Goal, Rookie

0:15 Gus Bodnar, Oct. 30, 1943 vs. NY Rangers

#### Assists, Career

##### Most Assists

620 Borje Salming

567 Mats Sundin

527 Darryl Sittler

##### Most Assists, Defence

620 Borje Salming

437 Tomas Kaberle

349 Tim Horton

##### Most Assists, Centre

567 Mats Sundin

527 Darryl Sittler

493 Dave Keon

##### Most Assists, Left Wing

301 Frank Mahovlich

211 Vincent Damphousse

183 Sid Smith

##### Most Assists, Right Wing

417 George Armstrong

308 Ron Ellis

240 Lanny McDonald

#### Points, Career

##### Most Points

987 Mats Sundin

916 Darryl Sittler

858 Dave Keon

##### Most Points, Defence

768 Borje Salming

520 Tomas Kaberle


458 Tim Horton

##### Most Points, Centre

987 Mats Sundin

916 Darryl Sittler

858 Dave Keon



George Armstrong

\* NHL Record \*\*Ties NHL Record

\* NHL Record \*\*Ties NHL Record

Cont'd...

## INDIVIDUAL/GOALTENDING RECORDS (CAREER)

**Most Points, Left Wing**

597 Frank Mahovlich  
441 Wendel Clark  
369 Sid Smith

**Most Points, Right Wing**

713 George Armstrong  
640 Ron Ellis  
537 Rick Vaive

**Penalty Minutes, Career****Most Penalty Minutes**

2265 Tie Dorn  
1670 Dave (Tiger) Williams  
1535 Wendel Clark

**Most Penalty Minutes, Defence**

1389 Tim Horton  
1292 Borje Salming  
1264 Red Horner

**Most Penalty Minutes, Centre**

763 Darryl Sittler  
748 Mats Sundin  
691 Bob Pulford

**Most Penalty Minutes, Left Wing**

1670 Dave (Tiger) Williams  
1535 Wendel Clark  
782 Frank Mahovlich

**Most Penalty Minutes, Right Wing**

2265 Tie Dorn  
940 Rick Vaive  
721 George Armstrong

## GOALTENDERS RECORDS, CAREER

**Most Games Played**

629 Walter (Turk) Broda  
472 Johnny Bower  
369 Felix Potvin

**Most Wins**

302 Walter (Turk) Broda  
220 Johnny Bower  
160 Felix Potvin

**Most Shutouts**

62 Walter (Turk) Broda  
34 Harry Lumley  
33 Lorne Chabot  
33 Johnny Bower

**Lowest GAA (Min. 100 games)**

2.06 Al Rollins  
2.20 Lorne Chabot  
2.21 Harry Lumley

\* NHL Record \*\*Ties NHL Record



Turk Broda (goaltender)

## INDIVIDUAL RECORDS (SEASON)

## INDIVIDUAL RECORDS, SEASON

**Goals, Season****Most Goals**

54 Dave Andreychuk, 1992-93, (29- Buffalo)  
54 Rick Vaive, 1981-82  
53 Dave Andreychuk, 1993-94

**Most Goals, Defence**

22 Al Iafate, 1987-88  
22 Ian Turnbull, 1976-77  
21 Al Iafate, 1989-90

**Most Goals, Centre**

45 Darryl Sittler, 1977-78  
43 Darryl Sittler, 1980-81  
42 Ed Olczyk, 1987-88

**Most Goals, Left Wing**

54 Dave Andreychuk, 1992-93, (29- Buffalo)  
53 Dave Andreychuk, 1993-94  
48 Frank Mahovlich, 1960-61  
46 Wendel Clark, 1993-94

**Most Goals, Right Wing**

54 Rick Vaive, 1981-82  
52 Rick Vaive, 1983-84  
51 Gary Leeman, 1989-90  
51 Rick Vaive, 1982-83

**Most Goals, Rookie**

34 Wendel Clark 1985-86  
31 Daniel Marois, 1988-89

**Most Powerplay Goals**

21 Dave Andreychuk, 1993-94  
21 Wendel Clark, 1993-94  
18 Darcy Tucker, 2005-06  
18 Rick Vaive, 1982-83

**Most Shorthanded Goals**

8 Dave Reid, 1990-91  
8 Dave Keon, 1970-71

**Most Overtime Goals (Since 1983-84)**

4 Mats Sundin, 1999-00  
2 Nikolai Kulemin, 2009-10  
2 Pavel Kubina, 2007-08 & 2008-09  
2 Tomas Kaberle, 2005-06  
2 Mats Sundin, 2001-02 & 2002-03  
2 Nik Antropov, 2002-03  
2 Steve Thomas, 1986-87 & 1999-00  
2 Wendel Clark, 1991-92 & 1993-94

**Longest Goal Streak**

10 John Anderson, Mar. 18 to Apr. 7, 1985

**Longest Home Goal Streak**

13 Babe Dye, Dec. 5, 1924 to Feb. 28, 1925

**Longest Road Goal Streak**

8 Babe Dye, Jan. 3, 1921 to Feb. 12, 1921  
8 Frank Mahovlich, Dec. 1, 1960 to Jan. 5, 1961  
8 Daniel Marois, Oct. 7 to Nov. 9, 1989

**Assists, Season****Most Assists**

95 Doug Gilmour, 1992-93  
84 Doug Gilmour, 1993-94  
72 Darryl Sittler, 1977-78

**Most Assists, Defence**

66 Borje Salming, 1976-77  
61 Borje Salming, 1980-81  
60 Borje Salming, 1977-78

**Most Assists, Centre**

95 Doug Gilmour, 1992-93  
84 Doug Gilmour, 1993-94  
72 Darryl Sittler, 1977-78

**Most Assists, Left Wing**

61 Vincent Damphousse, 1989-90  
47 Vincent Damphousse, 1990-91  
46 Dave Andreychuk, 1993-94

**Most Assists, Right Wing**

57 Wilf Paiement, 1980-81  
56 Lanny McDonald 1975-76  
49 John Anderson, 1982-83

**Most Assists, Rookie**

40 Gus Bodnar, 1943-44  
38 Peter Ihnacak, 1982-83

**Longest Assist Streak**

12 Norm Ullman, Dec. 12, 1970 to Jan. 6, 1971

**Longest Home Assist Streak**

15 Darryl Sittler, Oct. 27, 1976 to Jan. 1, 1977

**Longest Road Assist Streak**

11 Borje Salming, Oct. 28, 1976 to Dec. 5, 1976

**Most Assists, Season, Goaltender**

5 Mike Palmateer, 1978-79  
5 Ken Wregget, 1987-88  
5 Curtis Joseph, 1998-99  
5 Vesa Toskala, 2007-08  
4 Ken Wregget, 1986-87  
4 Felix Potvin, 1993-94

**Points, Season****Most Points**

127 Doug Gilmour, 1992-93  
117 Darryl Sittler, 1977-78  
111 Doug Gilmour, 1993-94

**Most Points, Defence**

79 Ian Turnbull, 1976-77  
78 Borje Salming, 1976-77  
76 Borje Salming, 1977-78

**Most Points, Centre**

127 Doug Gilmour, 1992-93  
117 Darryl Sittler, 1977-78  
111 Doug Gilmour, 1993-94

**Most Points, Left Wing**

99 Dave Andreychuk, 1993-94  
94 Vincent Damphousse, 1989-90  
84 Frank Mahovlich, 1960-61

**Most Points, Right Wing**

97 Wilf Paiement, 1980-81  
95 Gary Leeman, 1989-90  
93 Lanny McDonald, 1975-76

\* NHL Record \*\*Ties NHL Record



## INDIVIDUAL/GOALTENDING RECORDS (SEASON)

**Most Points, Rookie**

- 66 Peter Ihnacak, 1982-83  
62 Gus Bodnar, 1943-44

**Longest Point Streak**

- 18 Ed Olczyk, 1989-90  
18 Darryl Sittler, 1977-78

**Longest Point Streak, Defence**

- 10 Tom Kurvers, 1989-90 (four goals  
11 assists) (Jan. 15-Feb. 7)

**Longest Overall Point-Streak,  
Since Beginning of season:**

- 8 Frank Mahovlich, 1961-62 Lanny McDonald,  
1976-77 John Anderson, 1982-83

**Longest Home Point-Streak,  
Since Beginning of season**

- 16 Mats Sundin, 2007-08  
(October 3 - December 4)

**Longest Road Point-Streak,  
Since Beginning of season:**

- 9 Harry Cameron, 1921-22 (with St. Pats)

**Penalty Minutes, Season****Most Penalty Minutes**

- 365 Tie Domi, 1997-98  
351 Dave Williams, 1977-78  
338 Dave Williams, 1976-77

**Most Penalty Minutes, Defence**

- 301 Brian Curran, 1989-90  
263 Bob McGill, 1981-82  
250 Bob McGill, 1984-85

**Most Penalty Minutes, Centre**

- 178 Laurie Boschman, 1980-81  
150 Laurie Boschman, 1981-82  
124 Nik Antropov, 2002-03

**Most Penalty Minutes, Left Wing**

- 351 Dave Williams, 1977-78  
338 Dave Williams, 1976-77  
299 Dave Williams, 1975-76

**Most Penalty Minutes, Right Wing**

- 365 Tie Domi, 1997-98  
297 Tie Domi, 1995-96  
275 Tie Domi, 1996-97

**Most Penalty Minutes, Rookie**

- 263 Bob McGill, 1981-82

## SHOTS ON GOAL, SEASON

- 346 Darryl Sittler, 1975-76  
333 Dave Andreychuk, 1993-94  
332 Jason Blake, 2007-08  
331 Darryl Sittler, 1972-73  
325 Phil Kessel, 2010-11  
321 Mats Sundin, 2006-07

## GOALTENDERS RECORDS, SEASON

**Most Wins**

- 37 Andrew Raycroft, 2006-07  
37 Ed Belfour, 2002-03  
36 Curtis Joseph, 1999-00  
35 Curtis Joseph, 1998-99

**Most Shutouts**

- 13 Harry Lumley, 1953-54  
12 Lorne Chabot, 1928-29  
10 Ed Belfour, 2003-04  
10 Harry Lumley, 1952-53

**Most Saves**

- 2214 Felix Potvin, 1996-97

**Lowest GAA (Min. 15 games)**

- 1.61 Lorne Chabot (1928-29)  
1.77 Al Rollins (1950-51)  
1.86 Harry Lumley (1953-54)

**Longest winning streak**

- 9 Felix Potvin (Oct. 7 - Oct. 28, 1993)  
9 Jacques Plante (Dec. 12, 1970 - Jan. 9, 1971)  
9 John Roach (Jan. 31 - Feb. 28, 1925)  
8 Turk Broda (Nov. 24 - Dec. 15, 1940)  
8 George Hainsworth (Nov. 8 - Dec. 1, 1934)

**Longest winning streak rookie**

- 7 Jonas Gustavsson (Mar. 6 - 27, 2010)  
7 Gord McRae (Feb. 25 - Mar. 9, 1975)  
7 Al Rollins (Mar. 14 - Mar. 25, 1951)

\* NHL Record \*\*Ties NHL Record



Felix Potvin

## INDIVIDUAL RECORDS (GAME/PERIOD)

## INDIVIDUAL RECORDS, GAME &amp; PERIOD

**Goals, Game & Period****Most Goals, Game**

- 6 Darryl Sittler, Feb. 7, 1976 vs. Boston, W 11-4

**Most Goals Against, One Player**

- 5 John Tonelli, Jan. 6, 1981 at  
NY Islanders, L 6-3

**Most Goals, Defence, Game**

- 5 Ian Turnbull, Feb. 2, 1977 vs. Detroit, W 9-1  
4 Hap Day, Nov. 19, 1929 at Pittsburgh, L 10-5

**Most Goals, Rookie, Game**

- 5 Howie Meeker, Jan. 8, 1947 vs. Chicago,  
W 10-4

**Most Goals, Period**

- 4\*\* Harvey (Busher) Jackson, Nov. 20, 1934 at  
St. Louis, 3rd period, W 5-2

**Most Goals Against, One Player**

- 4 Al Secord, Jan. 7, 1987 at Chicago, 2nd period,  
L 6-4

**Fastest Goal, Start of Game**

- 0:07 Charlie Conacher, Feb. 6, 1932 vs. Boston  
0:08 Ted Kennedy, Oct. 24, 1953 vs. Boston

**Fastest Goal, Start of Period**

- 0:06 Mats Sundin, Dec. 30, 1995 at St. Louis,  
Overtime, W 4-3

**Fastest Two Goals**

- 0:07 Harvey Jackson, Feb. 18, 1932 vs.  
NY Rangers, 2nd period (12:50 & 12:57), W 5-3

**Fastest Three Goals**

- 2:54 Lanny McDonald, Oct. 16, 1976 vs.  
Philadelphia, 1st period, (8:24, 9:25 & 11:18), T 5-5

**Fastest Two Powerplay Goals**

- 0:06 Howie Meeker, Feb. 9, 1952 vs. Montreal,  
2nd period (10:14 & 10:20), W 3-2

**Fastest Two Powerplay Goals Against**

- 0:25 Maurice Richard, Nov. 22, 1952 at Montreal,  
2nd period (13:25 & 13:50), T 2-2

**Fastest Two Shorthanded Goals**

- 2:54 Darcy Tucker, Mar. 6, 2000 at Vancouver,  
2nd period (19:14) & 3rd period (2:08), W 6-5

**Fastest Two Shorthanded Goals Against,  
One Player**

- 0:12\* Esa Tikkanen, Nov. 12, 1988 vs. Edmonton,  
1st period (10:44 & 10:56), L 6-2

**Assists, Game & Period****Most Assists, Game**

- 6 Doug Gilmour, Feb. 13, 1993 vs.  
Minnesota, W 6-1  
6 Walter (Babe) Pratt, Jan. 8, 1944 vs.  
Boston, W 12-3

**Most Assists Against, One Player**

- 6 Mike Bossy, Jan. 6, 1981 at  
NY Islanders, L 6-3

**Most Assists, Defence, Game**

- 6\*\* Walter (Babe) Pratt, Jan. 8, 1944 vs.  
Boston, W 12-3

**Most Assists, Rookie, Game**

- 4 Dan Daoust, Jan. 2, 1983 vs.  
Detroit, W 6-3  
4 Pat Boutette, Feb. 25, 1976 vs.  
Detroit, W 8-0

**Most Assists, Period**

- 3 Several players: Most recent: Clarke  
MacArthur, Nov. 16, 2010 vs. Nashville, 2nd  
period, W 5-4

**Points, Game & Period****Most Points, Game**

- 10\* Darryl Sittler, Feb. 7, 1976 vs. Boston  
(6G, 4A), W 11-4

**Most Points Against, One Player**

- 8 Bernie Nicholls, Dec. 1, 1988  
at Los Angeles, L 9-3

**Most Points, Defence, Game**

- 6 Walter (Babe) Pratt, Jan. 8, 1944 vs. Boston,  
W 12-3 (6A)  
5 Tomas Kaberle, Oct. 26, 2009 at Anaheim,  
W 6-3 (1G, 4A)  
5 Bob Manno, Oct. 10, 1981 vs. Chicago,  
W 9-8 (1G, 4A)  
5 Ian Turnbull, Feb. 2, 1977 vs. Detroit, W 9-1 (5G)  
5 Hap Day, Nov. 19, 1929 vs. Pittsburgh,  
L 10-5 (4G, 1A)

**Most Points, Rookie, Game**

- 5 Howie Meeker, Jan. 8, 1947 vs. Chicago, W 10-4

**Most Points, Period**

- 5 Darryl Sittler, Feb. 7, 1976 vs. Boston, 2nd  
period (3G, 2A), W 11-4

**Most Points Against, One Player**

- 4 Several Players

**Penalty Minutes, Game & Period****Most Penalty Minutes, Game**

- 57 Brad Smith, Nov. 15, 1986

**Most Penalties, Game**

- 9 Jim Dorey, Oct. 16, 1968

\* NHL Record \*\*Ties NHL Record



## INDIVIDUAL/GOALTENDING ROOKIE RECORDS

### INDIVIDUAL ROOKIE RECORDS

#### Goals

34	Wendel Clark, 1985-86
31	Daniel Marois, 1988-89
28	Walt Poddubny, 1982-83
28	Peter Ihnacak, 1982-83
27	Howie Meeker, 1946-47

#### Assists

40	Gus Bodnar, 1943-44
38	Peter Ihnacak, 1982-83
37	Bob Nevin, 1960-61
37	Steve Thomas, 1985-86
34	Kyle Wellwood, 2005-06
34	Borje Salming, 1973-74

#### Points

66	Peter Ihnacak, 1982-83
62	Gus Bodnar, 1943-44
59	Walt Poddubny, 1982-83
58	Bob Nevin, 1960-61
57	Steve Thomas, 1985-86

#### Plus-Minus (since 1967-68)

+38	Borje Salming, 1973-74
+17	Inge Hammarstrom, 1973-74
+16	Duane Rupp, 1967-68
+16	Paul Evans, 1977-78
+14	Nik Antropov, 1999-00

#### Penalty Minutes

263	Bob McGill, 1981-82
227	Wendel Clark, 1985-86
200	Jim Dorey, 1968-69
187	Dave Williams, 1974-75
147	Bill Barilko, 1947-48

#### Game-Winning Goals

8	Howie Meeker, 1946-47
5	Bob Nevin, 1960-61
5	Steve Thomas, 1985-86
4	— several players

#### Powerplay Goals

9	Dan Daoust, 1982-83
9	Walt Poddubny, 1982-83
9	Alexander Steen, 2005-06
7	Ron Ellis, 1964-65
7	Guy Trottier, 1970-71
7	Daniel Marois, 1988-89
7	Sergei Berezin, 1996-97

#### Shorthanded Goals

2	Gus Mortson, 1946-47
2	Jimmy Jones, 1977-78
2	Russ Courtnall, 1984-85

#### Goal Streaks

5	Stewart, Nov. 12 to 14, 1942
4	Gordie Drillon, Dec. 12 to 22, 1936
4	Danny Lewicki, Jan. 28 to Feb. 4, 1951
4	Ron Ellis, Mar. 20 to 27, 1965
4	Walt Poddubny, Dec. 4 to 8, 1982
4	Steve Thomas, Jan. 4 to 10, 1986
4	Daniel Marois, Mar. 12 to 19, 1989
4	Mikhail Grabovski, Nov. 2 to 8, 2008

#### Assists Streaks

(assists in consecutive TEAM games)

6	Bob Nevin, Dec. 1 to 11, 1960
6	Dan Daoust, Dec. 29, 1982 to Jan. 8, 1983
6	Frank Nigro, Dec. 18, 1982 to Jan. 1, 1983

#### Points Streaks

(points in consecutive TEAM games)

9	Gus Bodnar, Nov. 13 to Dec. 4, 1943
9	Bob Nevin, Dec. 1 to 18, 1960
9	Dan Daoust, Dec. 22 to Jan. 8, 1983
8	Daniel Marois, Mar. 7 to 22, 1989
8	Gus Bodnar, Dec. 12, 1943 to Jan. 1, 1944

### GOALTENDER ROOKIE RECORDS

#### Games Played

70	Chadwick, 1956-57
56	Peter Ing, 1990-91
54	Jiri Crha, 1980-81
50	Frank McCool, 1944-45
	Mike Palmateer, 1976-77

#### Wins

27	Al Rollins, 1950-51
25	Felix Potvin, 1992-93
24	Frank McCool, 1944-45
23	Mike Palmateer, 1976-77
22	Turk Broda, 1936-37

#### Losses

34	Ed Chadwick, 1956-57
29	Peter Ing, 1990-91
24	Ron Low, 1972-73
22	Frank McCool, 1944-45
20	Jiri Crha, 1980-81

#### Shutouts

5	Al Rollins, 1950-51
5	Ed Chadwick, 1956-57
4	Frank McCool, 1944-45
4	Mike Palmateer, 1976-77
3	James Reimer, 2010-11
3	Turk Broda, 1936-37

#### Goals Against Average (minimum 20 GP)

1.77	(40 GP) Al Rollins, 1950-51
2.30	(45 GP) Turk Broda, 1936-37
2.50	(48 GP) Felix Potvin, 1992-93
2.60	(37 GP) James Reimer, 2010-11
2.62	(22 GP) Damian Rhodes, 1993-94

#### Save Percentage

(minimum 20 GP - since 1976-77 first season individual saves were recorded by the NHL)

.921	(37 GP) James Reimer, 2010-11
.910	(48 GP) Felix Potvin, 1992-93
.905	(50 GP) Mike Palmateer, 1976-77
.902	(42 GP) Jonas Gustavsson, 2009-10
.902	(22 GP) Damian Rhodes, 1993-94

#### Minutes

3126	Peter Ing, 1990-91
3106	Jiri Crha, 1980-81
2877	Mike Palmateer, 1976-77
2781	Felix Potvin, 1992-93
2340	Jonas Gustavsson, 2009-10

#### Saves (since 1976-77)

1516	Peter Ing, 1990-91
1472	Jiri Crha, 1980-81
1454	Mike Palmateer, 1976-77
1170	Felix Potvin, 1992-93
1044	James Reimer, 2010-11

## 2011 HOCKEY HALL OF FAME INDUCTEE ED BELFOUR



## ALL-TIME HAT TRICKS

DATE	PLAYER	HOME/ROAD	OPPOSITION
Jan. 14, 1928	Hap Day (1st)	Home	NY Rangers
Nov. 19, 1929	* Hap Day (2nd)	Road	Pittsburgh Pirates
Feb. 6, 1930	Charlie Conacher (1st)	Home	Montreal Canadiens
Jan. 31, 1931	Charlie Conacher (2nd)	Home	Philadel. Quakers
Mar. 5, 1931	Harold Cotton (1st)	Home	Montreal Maroons
Mar. 19, 1931	* Charlie Conacher (3rd)	Home	Chicago Blackhawks
Mar. 21, 1931	Charlie Conacher (4th)	Road	Ottawa Senators
Mar. 21, 1931	* Ace Bailey (1st)	Road	Ottawa Senators
Dec. 22, 1931	Charlie Conacher (5th)	Home	NY Americans
Jan. 19, 1932	** Charlie Conacher (6th)	Home	NY Americans
Mar. 4, 1933	Joe Primeau (1st)	Home	Montreal Maroons
Dec. 23, 1933	Charlie Conacher (7th)	Home	Montreal Maroons
Jan. 6, 1934	* Charlie Conacher (8th)	Home	Ottawa Senators
Jan. 16, 1934	Ken Doraty (1st)	Road	Ottawa Senators
Jan. 23, 1934	Harvey Jackson (1st)	Home	Montreal Maroons
Mar. 3, 1934	Charlie Conacher (9th)	Home	Detroit Red Wings
Nov. 20, 1934	* Harvey Jackson (2nd)	Road	St. Louis Eagles
Dec. 11, 1934	Harvey Jackson (3rd)	Road	NY Rangers
Jan. 12, 1935	Charlie Conacher (10th)	Home	Chicago Blackhawks
Mar. 5, 1935	* Charlie Conacher (11th)	Road	Montreal Canadiens
Mar. 16, 1935	Charlie Conacher (12th)	Home	Montreal Canadiens
Nov. 9, 1935	Charlie Conacher (13th)	Home	NY Americans
Dec. 28, 1935	Buzz Boll (1st)	Home	NY Rangers
Mar. 7, 1936	Bill Thoms (1st)	Home	Montreal Canadiens
Mar. 12, 1936	Bill Thoms (2nd)	Road	Montreal Canadiens
Jan. 19, 1937	Gord Drillon (1st)	Road	Boston Bruins
Jan. 23, 1937	Harvey Jackson (4th)	Home	NY Rangers
Jan. 30, 1937	Gord Drillon (2nd)	Home	Montreal Maroons
Jan. 30, 1937	Harvey Jackson (5th)	Home	Montreal Maroons
Nov. 6, 1937	Gord Drillon (3rd)	Home	NY Americans
Nov. 13, 1937	Charlie Conacher (14th)	Home	Chicago Blackhawks
Jan. 16, 1938	Pep Kelly (1st)	Road	Chicago Blackhawks
Nov. 12, 1938	Harvey Jackson (6th)	Home	Montreal Canadiens
Jan. 12, 1939	* Syl Apps (1st)	Road	Montreal Canadiens
Mar. 14, 1939	Nick Metz (1st)	Home	NY Americans
Dec. 17, 1939	Pep Kelly (2nd)	Road	NY Americans
Mar. 14, 1940	* Red Heron (1st)	Road	Montreal Canadiens
Nov. 30, 1940	* Hank Goldup (1st)	Home	NY Americans
Jan. 29, 1942	Pete Langelle (1st)	Home	Montreal Canadiens
Feb. 28, 1942	Nick Metz (2nd)	Home	Chicago Blackhawks
Jan. 23, 1943	Syl Apps (2nd)	Home	Chicago Blackhawks
Nov. 27, 1943	Bob Davidson (1st)	Home	Boston Bruins
Dec. 4, 1943	* Jack Hamilton (1st)	Home	NY Rangers
Jan. 8, 1944	George Boothman (1st)	Home	Boston Bruins
Jan. 18, 1944	Lorne Carr (1st)	Road	Boston Bruins
Feb. 19, 1944	Jack Hamilton (2nd)	Home	Boston Bruins
Feb. 19, 1944	Bud Poile (1st)	Home	Boston Bruins
Mar. 9, 1944	Lorne Carr (2nd)	Road	NY Rangers
Mar. 18, 1944	Bob Davidson (2nd)	Home	Boston Bruins
Oct. 29, 1944	Lorne Carr (3rd)	Road	Chicago Blackhawks
Oct. 29, 1944	Dave Schriener (1st)	Road	Chicago Blackhawks
Dec. 27, 1944	Ted Kennedy (1st)	Road	NY Rangers
Jan. 9, 1945	Ted Kennedy (2nd)	Home	NY Rangers
Feb. 4, 1945	Ted Kennedy (3rd)	Road	Chicago Blackhawks
Nov. 17, 1945	Gaye Stewart (1st)	Home	Detroit Red Wings
Feb. 3, 1946	Billy Taylor (1st)	Road	NY Rangers
Feb. 23, 1946	Gaye Stewart (2nd)	Home	Boston Bruins
Mar. 2, 1946	Dave Schriener (2nd)	Home	Chicago Blackhawks
Mar. 2, 1946	* Syl Apps (3rd)	Home	Chicago Blackhawks
Mar. 16, 1946	Billy Taylor (2nd)	Home	Detroit Red Wings

\* Four goal game

\*\* Five goal game

(Number in parenthesis represents hat tricks as a Maple Leaf)

## ALL-TIME HAT TRICKS

DATE	PLAYER	HOME/ROAD	OPPOSITION
Mar. 17, 1946	Gaye Stewart (3rd)	Road	Detroit Red Wings
Nov. 9, 1946	Syl Apps (4th)	Home	NY Rangers
Nov. 30, 1946	Bill Ezinicki (1st)	Home	Chicago Blackhawks
Jan. 8, 1947	** Howie Meeker (1st)	Home	Chicago Blackhawks
Mar. 8, 1947	Bud Poile (2nd)	Home	Chicago Blackhawks
Dec. 6, 1947	Max Bentley (1st)	Home	Chicago Blackhawks
Dec. 6, 1947	Harry Watson (1st)	Home	Chicago Blackhawks
Mar. 21, 1948	Syl Apps (5th)	Road	Detroit Red Wings
Feb. 6, 1949	Cal Gardner (1st)	Road	Boston Bruins
Oct. 29, 1949	Harry Watson (2nd)	Home	Boston Bruins
Feb. 11, 1951	Tod Sloan (1st)	Road	Chicago Blackhawks
Mar. 15, 1952	Sid Smith (1st)	Home	NY Rangers
Oct. 12, 1952	Ted Kennedy (4th)	Road	Detroit Red Wings
Dec. 8, 1954	Ron Stewart (1st)	Home	Montreal Canadiens
Dec. 15, 1954	Sid Smith (2nd)	Road	Chicago Blackhawks
Feb. 3, 1957	Dick Duff (1st)	Road	Chicago Blackhawks
Mar. 16, 1957	Brian Cullen (1st)	Home	NY Rangers
Mar. 16, 1957	Sid Smith (3rd)	Home	NY Rangers
Oct. 19, 1957	Billy Harris (1st)	Home	Boston Bruins
Oct. 19, 1957	Brian Cullen (2nd)	Home	Boston Bruins
Dec. 1, 1957	Frank Mahovlich (1st)	Road	Chicago Blackhawks
Dec. 25, 1957	Frank Mahovlich (2nd)	Home	Montreal Canadiens
Jan. 25, 1958	Barry Cullen (1st)	Home	NY Rangers
Mar. 15, 1959	George Armstrong (1st)	Road	NY Rangers
Oct. 29, 1960	Frank Mahovlich (3rd)	Road	Chicago Blackhawks
Nov. 5, 1960	* Frank Mahovlich (4th)	Home	NY Rangers
Nov. 12, 1960	Bob Pulford (1st)	Home	Chicago Blackhawks
Dec. 11, 1960	* Frank Mahovlich (5th)	Road	Chicago Blackhawks
Nov. 23, 1961	Red Kelly (1st)	Road	Chicago Blackhawks
Dec. 2, 1961	Billy Harris (2nd)	Home	Chicago Blackhawks
Dec. 16, 1961	George Armstrong (2nd)	Home	NY Rangers
Jan. 6, 1963	Ed Shack (1st)	Road	Chicago Blackhawks
Jan. 31, 1963	Red Kelly (2nd)	Road	Montreal Canadiens
Mar. 21, 1965	Red Kelly (3rd)	Road	NY Rangers
Dec. 18, 1965	Dave Keon (1st)	Home	NY Rangers
Dec. 18, 1965	Bob Pulford (2nd)	Home	NY Rangers
Jan. 15, 1966	Brit Selby (1st)	Home	Boston Bruins
Mar. 5, 1966	Dave Keon (2nd)	Home	Chicago Blackhawks
Dec. 10, 1966	Ron Ellis (1st)	Home	Chicago Blackhawks
Mar. 23, 1967	Pete Stelmowski (1st)	Road	Boston Bruins
Nov. 15, 1967	Mike Walton (1st)	Home	Boston Bruins
Dec. 30, 1967	Frank Mahovlich (6th)	Home	St. Louis Blues
Jan. 13, 1968	Bob Pulford (3rd)	Home	Pittsburgh Penguins
Mar. 17, 1968	Floyd Smith (1st)	Road	Philadelphia Flyers
Dec. 7, 1968	Norm Ullman (1st)	Home	NY Rangers
Jan. 4, 1969	Norm Ullman (2nd)	Home	NY Rangers
Feb. 5, 1969	Ron Ellis (2nd)	Home	Minnesota N. Stars
Jan. 17, 1970	Dave Keon (3rd)	Home	Pittsburgh Penguins
Dec. 2, 1970	Dave Keon (4th)	Home	Los Angeles Kings
Dec. 26, 1970	Paul Henderson (1st)	Home	Philadelphia Flyers
Jan. 9, 1971	Brian Spencer (1st)	Home	Pittsburgh Penguins
Nov. 1, 1971	Ron Ellis (3rd)	Home	Detroit Red Wings
Dec. 25, 1971	Bill MacMillan (1st)	Home	Detroit Red Wings
Dec. 28, 1971	Norm Ullman (3rd)	Road	Pittsburgh Penguins
Feb. 19, 1972	Darryl Sittler (1st)	Home	Buffalo Sabres
Feb. 26, 1972	Paul Henderson (2nd)	Home	Vancouver Canucks
Mar. 24, 1972	Ron Ellis (4th)	Road	Vancouver Canucks
Nov. 25, 1972	Rick Kehoe (1st)	Home	Oakland Seals
Jan. 7, 1974	Darryl Sittler (2nd)	Home	Atlanta Flames
Feb. 28, 1974	Paul Henderson (3rd)	Road	NY Islanders
Mar. 30, 1974	Lanny McDonald (1st)	Home	NY Rangers

\* Four goal game

\*\* Five goal game



## ALL-TIME HAT TRICKS

DATE	PLAYER	HOME/ROAD	OPPOSITION
Nov. 6, 1974	Darryl Sittler (3rd)	Home	Minnesota N. Stars
Nov. 15, 1974	Bill Flett (1st)	Road	Oakland Seals
Nov. 20, 1974	Dave Keon (5th)	Home	Pittsburgh Penguins
Dec. 14, 1974	Ron Ellis (5th)	Home	Atlanta Flames
Dec. 21, 1974	Inge Hammarstrom (1st)	Home	Boston Bruins
Feb. 25, 1975	Claire Alexander (1st)	Road	Minnesota N. Stars
Mar. 5, 1975	Darryl Sittler (4th)	Home	Detroit Red Wings
Mar. 8, 1975	Errol Thompson (1st)	Home	Minnesota N. Stars
Jan. 24, 1976	Errol Thompson (2nd)	Road	Vancouver Canucks
Feb. 7, 1976	*** Darryl Sittler (5th)	Home	Boston Bruins
Feb. 23, 1976	Darryl Sittler (6th)	Home	Atlanta Flames
Mar. 20, 1976	Darryl Sittler (7th)	Home	Washington Capitals
Oct. 16, 1976	Lanny McDonald (2nd)	Home	Philadelphia Flyers
Dec. 1, 1976	Lanny McDonald (3rd)	Home	Los Angeles Kings
Feb. 2, 1977	** Ian Turnbull (1st)	Home	Detroit Red Wings
Feb. 16, 1977	Jack Valiquette (1st)	Road	Cleveland Barons
Feb. 20, 1977	Errol Thompson (3rd)	Road	Chicago Blackhawks
Oct. 22, 1977	Darryl Sittler (8th)	Home	Philadelphia Flyers
Oct. 29, 1977	Lanny McDonald (4th)	Home	Detroit Red Wings
Dec. 16, 1977	Bruce Boudreau (1st)	Road	Minnesota N. Stars
Oct. 14, 1978	Darryl Sittler (9th)	Home	NY Islanders
Dec. 23, 1978	Ron Ellis (6th)	Road	St. Louis Blues
Feb. 17, 1979	Walt McKechnie (1st)	Home	Los Angeles Kings
Mar. 17, 1979	Darryl Sittler (10th)	Home	Minnesota N. Stars
Mar. 31, 1979	Lanny McDonald (5th)	Home	Minnesota N. Stars
Apr. 1, 1979	Lanny McDonald (6th)	Road	Buffalo Sabres
Jan. 12, 1980	Wilf Paiement (1st)	Home	Vancouver Canucks
Jan. 16, 1980	Darryl Sittler (11th)	Road	Pittsburgh Penguins
Feb. 23, 1980	Rocky Saganiuk (1st)	Road	Winnipeg Jets
Mar. 2, 1980	Darryl Sittler (12th)	Road	Detroit Red Wings
Mar. 5, 1980	Darryl Sittler (13th)	Road	Pittsburgh Penguins
Mar. 29, 1980	Wilf Paiement (2nd)	Home	Edmonton Oilers
Oct. 25, 1980	Darryl Sittler (14th)	Road	Los Angeles Kings
Oct. 26, 1980	Darryl Sittler (15th)	Road	Vancouver Canucks
Dec. 15, 1980	Dan Maloney (1st)	Road	Minnesota N. Stars
Dec. 28, 1980	Darryl Sittler (16th)	Road	Chicago Blackhawks
Jan. 17, 1981	Pat Hickey (1st)	Road	Montreal Canadiens
Jan. 24, 1981	Darryl Sittler (17th)	Home	Hartford Whalers
Mar. 14, 1981	Darryl Sittler (18th)	Home	Washington Capitals
Mar. 28, 1981	Wilf Paiement (3rd)	Home	Calgary Flames
Oct. 10, 1981	Borje Salming (1st)	Home	Chicago Blackhawks
Dec. 5, 1981	Bill Derlago (1st)	Home	Washington Capitals
Dec. 19, 1981	Terry Martin (1st)	Road	Winnipeg Jets
Dec. 30, 1981	Terry Martin (2nd)	Home	St. Louis Blues
Jan. 31, 1982	Rick Vaive (1st)	Road	Chicago Blackhawks
Mar. 10, 1982	Terry Martin (3rd)	Home	Chicago Blackhawks
Mar. 17, 1982	Miroslav Frycer (1st)	Home	Quebec Nordiques
Mar. 22, 1982	Rick Vaive (2nd)	Home	Chicago Blackhawks
Dec. 18, 1982	Miroslav Frycer (2nd)	Home	Chicago Blackhawks
Jan. 2, 1983	Rick Vaive (3rd)	Home	Detroit Red Wings
Jan. 12, 1983	John Anderson (1st)	Home	Boston Bruins
Feb. 16, 1983	Dan Daoust (1st)	Home	St. Louis Blues
Oct. 23, 1983	Rick Vaive (4th)	Road	Philadelphia Flyers
Dec. 8, 1983	Rick Vaive (5th)	Road	Hartford Whalers
Dec. 21, 1983	* Rick Vaive (6th)	Home	St. Louis Blues
Jan. 18, 1984	Rick Vaive (7th)	Home	Minnesota N. Stars
Mar. 7, 1984	Jim Korn (1st)	Home	New Jersey Devils
Mar. 12, 1984	Walt Poddubny (1st)	Home	Winnipeg Jets
Oct. 24, 1984	Bill Derlago (2nd)	Home	Detroit Red Wings
Dec. 14, 1984	Bill Derlago (3rd)	Road	Winnipeg Jets

\* Four goal game

\*\* Five goal game

\*\*\* Six goal game

DATE	PLAYER	HOME/ROAD	OPPOSITION
Mar. 24, 1985	John Anderson (2nd)	Road	Detroit Red Wings
Apr. 3, 1985	Bill Derlago (4th)	Road	Minnesota N. Stars
Oct. 16, 1985	Rick Vaive (8th)	Home	Washington Capitals
Nov. 14, 1985	Rick Vaive (9th)	Home	Boston Bruins
Nov. 16, 1985	Greg Terrier (1st)	Home	Chicago Blackhawks
Nov. 23, 1985	Russ Courtnall (1st)	Home	Detroit Red Wings
Jan. 8, 1986	* Miroslav Frycer (3rd)	Home	Edmonton Oilers
Feb. 13, 1986	Miroslav Frycer (4th)	Road	Chicago Blackhawks
Feb. 25, 1986	Wendel Clark (1st)	Home	NY Rangers
Feb. 28, 1986	Walt Poddubny (2nd)	Road	Detroit Red Wings
Mar. 30, 1986	Miroslav Frycer (5th)	Road	Chicago Blackhawks
Oct. 9, 1986	Tom Fergus (1st)	Home	Montreal Canadiens
Oct. 11, 1986	* Wendel Clark (2nd)	Home	Buffalo Sabres
Nov. 5, 1986	Tom Fergus (2nd)	Home	St. Louis Blues
Nov. 16, 1986	Gary Leeman (1st)	Road	Chicago Blackhawks
Feb. 28, 1987	Rick Vaive (10th)	Home	Vancouver Canucks
Mar. 12, 1988	Peter Ihnacak (1st)	Home	Chicago Blackhawks
Oct. 17, 1988	Vincent Damphousse (1st)	Road	Montreal Canadiens
Nov. 21, 1988	Tom Fergus (3rd)	Home	St. Louis Blues
Feb. 17, 1989	Daniel Marois (1st)	Road	NY Rangers
Mar. 7, 1989	Daniel Marois (2nd)	Road	Quebec Nordiques
Mar. 19, 1989	Gary Leeman (2nd)	Road	Philadelphia Flyers
Mar. 25, 1989	Ed Olczyk (1st)	Home	Detroit Red Wings
Oct. 12, 1989	Wendel Clark (3rd)	Road	Chicago Blackhawks
Dec. 9, 1989	Ed Olczyk (2nd)	Home	Montreal Canadiens
Jan. 6, 1990	Daniel Marois (3rd)	Home	Los Angeles Kings
Jan. 8, 1990	Gary Leeman (3rd)	Home	Washington Capitals
Feb. 23, 1990	Vincent Damphousse (2nd)	Road	Edmonton Oilers
Mar. 8, 1990	Gary Leeman (4th)	Road	Hartford Whalers
Mar. 16, 1990	Vincent Damphousse (3rd)	Road	Buffalo Sabres
Oct. 5, 1991	Wendel Clark (4th)	Home	Detroit Red Wings
Oct. 26, 1991	Mike Bullard (1st)	Home	Detroit Red Wings
Jan. 11, 1992	Wendel Clark (5th)	Road	New Jersey Devils
Mar. 17, 1992	Glenn Anderson (1st)	Home	Quebec Nordiques
Oct. 15, 1993	Doug Gilmour (1st)	Home	Detroit Red Wings
Dec. 1, 1993	Dave Andreychuk (1st)	Home	St. Louis Blues
Feb. 28, 1994	Wendel Clark (6th)	Road	Ottawa Senators
Mar. 4, 1994	Wendel Clark (7th)	Road	Detroit Red Wings
Mar. 9, 1996	Kirk Muller (1st)	Home	Calgary Flames
Nov. 9, 1996	* Wendel Clark (8th)	Home	Edmonton Oilers
Dec. 21, 1996	Mats Sundin (1st)	Road	Colorado Avalanche
Dec. 4, 1997	Derek King (1st)	Road	St. Louis Blues
Nov. 12, 1998	Mats Sundin (2nd)	Road	Chicago Blackhawks
Feb. 10, 1999	Sergei Berezin (1st)	Home	Carolina Hurricanes
Apr. 1, 1999	Sergei Berezin (2nd)	Road	Edmonton Oilers
Apr. 7, 1999	*Yanic Perreault (1st)	Home	Ottawa Senators
Apr. 10, 1999	*Steve Sullivan (1st)	Home	Florida Panthers
Dec. 20, 1999	Nik Antropov (1st)	Road	Florida Panthers
Nov. 18, 2000	Jonas Hoglund (1st)	Road	Montreal Canadiens
Dec. 6, 2001	Gary Roberts (1st)	Road	New York Rangers
Nov. 5, 2002	Alexander Mogilny (1st)	Home	Tampa Bay Lightning
Dec. 23, 2002	Alexander Mogilny (2nd)	Home	Atlanta Thrashers
Oct. 14, 2005	Jeff O'Neill (1st)	Road	Atlanta Thrashers
Apr. 11, 2006	*Mats Sundin (3rd)	Home	Florida Panthers
Oct. 14, 2006	Mats Sundin (4th)	Home	Calgary Flames
Oct. 28, 2006	Tomas Kaberle (1st)	Road	Montreal Canadiens
Dec. 16, 2006	Kyle Wellwood (1st)	Home	NY Rangers
Jan. 4, 2007	Alex Steen (1st)	Road	Boston Bruins
Dec. 6, 2007	Nik Antropov (2nd)	Road	New York Rangers
Jan. 15, 2009	Jason Blake (1st)	Road	Carolina Hurricanes
Apr. 11, 2009	Boyd Devereaux (1st)	Home	Ottawa Senators
Oct. 26, 2009	Niklas Hagman (1st)	Road	Anaheim Ducks

\* Four goal game



## ALL-TIME OPPONENTS HAT TRICKS

DATE	PLAYER	HOME/ROAD	OPPOSITION
Jan. 7, 1928	Morenz, Howie	Home	Montreal Canadiens
Mar. 1, 1928	Milks, Hib	Road	Pittsburgh Pirates
Mar. 6, 1928	Hay, George	Road	Detroit Red Wings
Mar. 17, 1928	Morenz, Howie	Home	Montreal Canadiens
Mar. 24, 1928	Stewart, Nels	Home	Montreal Maroons
Jan. 8, 1929	Oliver, Harry	Away	Boston Bruins
Nov. 16, 1929	Gainor, Dutch	Home	Boston Bruins
Nov. 19, 1929	McKinnon, John	Away	Pittsburgh Pirates
Nov. 19, 1929	Milks, Hib	Away	Pittsburgh Pirates
Feb. 27, 1930	Morenz, Howie	Away	Montreal Canadiens
Dec. 25, 1930	Goodfellow, Ebbie	Away	Detroit Red Wings
Feb. 26, 1931	Cook, Bill	Away	New York Rangers
Mar. 21, 1931	Gagne, Art	Away	Ottawa Senators
Dec. 3, 1931	Ward, Jimmy	Away	Montreal Maroons
Feb. 3, 1932	Thompson, Paul	Away	Chicago Blackhawks
Mar. 15, 1932	Barry, Marty	Away	Boston Bruins
Mar. 7, 1933	Ward, Jimmy	Away	Montreal Maroons
Mar. 11, 1933	Lamb, Joe	Home	Boston Bruins
Jan. 25, 1934	Northcott, Baldy	Away	Montreal Maroons
Nov. 9, 1935	Schriner, Sweeney	Home	New York Americans
Dec. 12, 1936	Dillon, Cecil	Home	New York Rangers
Dec. 1, 1939	Sorrell, John	Away	New York Americans
Dec. 11, 1940	Cain, Herb	Home	Boston Bruins
Mar. 17, 1940	Egan, Pat	Away	New York Americans
Feb. 7, 1942	Patrick, Lynn	Home	New York Rangers
Mar. 15, 1942	Chamberlain, Murph	Away	Brooklyn Americans
Nov. 22, 1942	Jackson, Art	Away	Boston Bruins
Dec. 12, 1942	Howe, Syd	Home	Detroit Red Wings
Nov. 27, 1943	Gallinger, Don	Home	Boston Bruins
Dec. 21, 1943	Cowley, Bill	Away	Boston Bruins
Dec. 25, 1943	Aubuchon, Ossie	Home	New York Rangers
Mar. 5, 1944	Richard, Maurice	Away	Montreal Canadiens
Mar. 12, 1944	Bruneteau, Mud	Away	Detroit Red Wings
Nov. 26, 1944	Richard, Maurice	Away	Montreal Canadiens
Jan. 16, 1945	Cain, Herb	Away	Boston Bruins
Jan. 26, 1946	Kaleta, Alex	Home	Chicago Blackhawks
Feb. 27, 1946	Laprade, Edgar	Home	New York Rangers
Nov. 20, 1946	Bauer, Bobby	Away	Boston Bruins
Feb. 15, 1947	Richard, Maurice	Home	Montreal Canadiens
Mar. 5, 1947	Bauer, Bobby	Away	Boston Bruins
Nov. 2, 1947	O'Connor, Buddy	Away	New York Rangers
Mar. 19, 1950	Howe, Gordie	Away	Detroit Red Wings
Feb. 10, 1952	Slowinski, Eddie	Away	New York Rangers
Jan. 11, 1953	Howe, Gordie	Away	Detroit Red Wings
Jan. 7, 1954	Richard, Maurice	Away	Montreal Canadiens
Mar. 3, 1954	Raleigh, Don	Home	New York Rangers
Jan. 20, 1955	Richard, Maurice	Away	Montreal Canadiens
Mar. 13, 1955	Reibel, Earl	Away	Detroit Red Wings
Nov. 07, 1956	Moore, Dickie	Home	Montreal Canadiens
Nov. 17, 1956	McIntyre, Jack	Home	Chicago Blackhawks
Nov. 13, 1956	Beliveau, Jean	Away	Montreal Canadiens
Oct. 17, 1957	Richard, Henri	Away	Montreal Canadiens
Jan. 8, 1958	Henry, Camille	Away	New York Rangers
Mar. 2, 1958	Nesterenko, Eric	Away	Chicago Blackhawks
Nov. 19, 1958	Prentice, Dean	Away	New York Rangers
Dec. 14, 1958	McKenney, Don	Away	Boston Bruins
Feb. 1, 1959	Gendron, Jean-Guy	Away	Boston Bruins
Feb. 11, 1959	Beliveau, Jean	Home	Montreal Canadiens
Feb. 22, 1959	Lindsay, Ted	Away	Chicago Blackhawks
Nov. 1, 1959	Gendron, Jean-Guy	Away	Boston Bruins
Dec. 6, 1959	Bartlett, Jim	Away	New York Rangers
Dec. 20, 1959	Hull, Bobby	Away	Chicago Blackhawks
Feb. 21, 1960	Hull, Bobby	Away	Chicago Blackhawks
Mar. 9, 1960	Geoffrion, Bernie	Home	Montreal Canadiens
Nov. 3, 1960	Beliveau, Jean	Away	Montreal Canadiens
Jan. 4, 1961	Glover, Howie	Home	Detroit Red Wings
Nov. 9, 1961	Provost, Claude	Home	Montreal Canadiens
Nov. 19, 1961	Ingarfield, Earl	Away	New York Rangers
Dec. 3, 1961	Ullman, Norm	Away	Detroit Red Wings
Dec. 23, 1961	Oliver, Murray	Home	Boston Bruins
Dec. 31, 1961	Howe, Gordie	Away	Detroit Red Wings
Nov. 17, 1963	Hull, Bobby	Away	Chicago Blackhawks

## ALL-TIME OPPONENTS HAT TRICKS

DATE	PLAYER	HOME/ROAD	OPPOSITION
Jan. 18, 1964	Hebenton, Andy	Home	Boston Bruins
Jan. 18, 1964	Prentice, Dean	Home	Boston Bruins
Nov. 15, 1964	Hull, Bobby	Away	Chicago Blackhawks
Oct. 23, 1965	Hull, Bobby	Home	Chicago Blackhawks
Nov. 07, 1965	Hull, Bobby	Away	Chicago Blackhawks
Dec. 18, 1965	Ingarfield, Earl	Home	New York Rangers
Jan. 16, 1966	Ullman, Norm	Away	Detroit Red Wings
Oct. 22, 1966	Gilbert, Rod	Home	New York Rangers
Dec. 21, 1966	Cournoyer, Yvan	Away	Montreal Canadiens
Feb. 8, 1967	Ullman, Norm	Home	Detroit Red Wings
Feb. 11, 1967	Hull, Bobby	Home	Chicago Blackhawks
Dec. 20, 1967	Duff, Dick	Away	Montreal Canadiens
Jan. 7, 1968	Ratelle, Jean	Away	New York Rangers
Nov. 24, 1968	Esposito, Phil	Away	Boston Bruins
Feb. 23, 1969	Grant, Danny	Away	Minnesota N. Stars
Mar. 6, 1969	Cournoyer, Yvan	Away	Montreal Canadiens
Mar. 16, 1969	Sanderson, Derek	Away	Boston Bruins
Oct. 22, 1969	Lacroix, Andre	Home	Philadelphia Flyers
Nov. 8, 1969	Lemaire, Jacques	Away	Montreal Canadiens
Nov. 9, 1969	Mikita, Stan	Away	Chicago Blackhawks
Dec. 3, 1969	Cullen, Ray	Away	Minnesota N. Stars
Dec. 11, 1969	Lacroix, Andre	Away	Philadelphia Flyers
Jan. 23, 1970	Ingarfield, Earl	Away	Oakland Seals
Mar. 1, 1970	Collins, Bill	Away	Minnesota N. Stars
Mar. 7, 1970	Collins, Bill	Home	Minnesota N. Stars
Dec. 6, 1970	Martin, Pit	Away	Chicago Blackhawks
Apr. 3, 1971	Carleton, Wayne	Home	Boston Bruins
Nov. 29, 1972	Shack, Eddie	Away	Pittsburgh Penguins
Dec. 10, 1972	Dornhoefer, Gary	Away	Philadelphia Flyers
Jan. 16, 1973	Boudrias, Andre	Away	Vancouver Canucks
Feb. 1, 1973	Esposito, Phil	Away	Boston Bruins
Mar. 4, 1973	MacLeish, Rick	Away	Philadelphia Flyers
Mar. 21, 1973	Corrigan, Mike	Away	Los Angeles Kings
Mar. 25, 1973	Tannahill, Don	Away	Vancouver Canucks
Mar. 31, 1973	Orr, Bobby	Home	Boston Bruins
Nov. 11, 1973	Charron, Guy	Away	Detroit Red Wings
Dec. 11, 1973	Unger, Garry	Away	St. Louis Blues
Feb. 17, 1974	Pappin, Jim	Away	Chicago Blackhawks
Apr. 7, 1974	Cashman, Wayne	Away	Boston Bruins
Dec. 21, 1974	Esposito, Phil	Home	Boston Bruins
Jan. 23, 1975	Widing, Juha	Away	Los Angeles Kings
Feb. 9, 1975	Roberto, Phil	Away	Detroit Red Wings
Feb. 15, 1975	Kehoe, Rick	Home	Pittsburgh Penguins
Mar. 16, 1975	Martin, Rick	Home	Buffalo Sabres
Mar. 16, 1975	Perreault, Gilbert	Home	Buffalo Sabres
Oct. 12, 1975	Gare, Danny	Away	Buffalo Sabres
Nov. 11, 1975	Gould, John	Away	Vancouver Canucks
Jan. 4, 1976	Vadnais, Carol	Away	New York Rangers
Jan. 22, 1976	Murphy, Mike	Away	Los Angeles Kings
Jan. 25, 1976	Merrick, Wayne	Away	California Golden Seals
Feb. 19, 1976	Pronovost, Jean	Away	Pittsburgh Penguins
Mar. 11, 1976	Hodge, Ken	Away	Boston Bruins
Mar. 27, 1976	Martin, Rick	Home	Buffalo Sabres
Apr. 4, 1976	Gare, Danny	Away	Buffalo Sabres
Nov. 21, 1976	Shutt, Steve	Away	Montreal Canadiens
Jan. 5, 1977	Gardner, Paul	Home	Colorado Rockies
Feb. 14, 1977	Robert, Rene	Away	Buffalo Sabres
Feb. 19, 1977	Larouche, Pierre	Home	Pittsburgh Penguins
Nov. 12, 1977	Lafleur, Guy	Away	Montreal Canadiens
Mar. 29, 1978	Plett, Willi	Away	Atlanta Flames
Oct. 14, 1978	Potvin, Denis	Home	New York Islanders
Nov. 4, 1978	Gardner, Paul	Away	Colorado Rockies
Jan. 6, 1979	Bulley, Ted	Home	Chicago Blackhawks
Feb. 3, 1979	Shutt, Steve	Home	Montreal Canadiens
Mar. 15, 1979	Trottier, Bryan	Away	New York Islanders
Oct. 27, 1979	Murphy, Mike	Away	Los Angeles Kings
Dec. 17, 1979	MacAdam, Al	Away	Minnesota N. Stars
Dec. 26, 1979	Charron, Guy	Home	Washington Capitals
Jan. 26, 1980	MacDonald, Blair	Away	Edmonton Oilers
Mar. 15, 1980	Nilsson, Ulf	Home	New York Rangers
Mar. 25, 1980	Smith, Bobby	Away	Minnesota N. Stars
Mar. 29, 1980	Ashby, Don	Home	Edmonton Oilers

## ALL-TIME OPPONENTS HAT TRICKS

DATE	PLAYER	HOME/ROAD	OPPOSITION
Oct. 11, 1980	Allison, Mike	Home	New York Rangers
Dec. 3, 1980	Kehoe, Rick	Home	Pittsburgh Penguins
Dec. 30, 1980	Babych, Wayne	Away	St. Louis Blues
Jan. 6, 1981	Tonelli, John	Away	New York Islanders
Feb. 5, 1981	Turnbull, Perry	Away	St. Louis Blues
Mar. 4, 1981	Gradin, Thomas	Home	Vancouver Canucks
Mar. 8, 1981	Maruk, Dennis	Away	Washington Capitals
Mar. 19, 1981	Perreault, Gilbert	Away	Buffalo Sabres
Mar. 19, 1981	Savard, Andre	Away	Buffalo Sabres
Nov. 10, 1981	Mulvey, Grant	Home	Chicago Blackhawks
Nov. 17, 1981	Frycer, Miroslav	Away	Quebec Nordiques
Nov. 23, 1981	McKegney, Tony	Away	Buffalo Sabres
Dec. 1, 1981	Secord, Al	Away	Chicago Blackhawks
Dec. 27, 1981	Stoughton, Blaine	Away	Hartford Whalers
Dec. 15, 1982	Lambert, Yvon	Away	Buffalo Sabres
Jan. 25, 1982	Smith, Bobby	Home	Minnesota N. Stars
Feb. 13, 1982	Bulley, Ted	Home	Chicago Blackhawks
Mar. 4, 1982	Bossy, Mike	Away	New York Islanders
Mar. 4, 1982	Potvin, Denis	Away	New York Islanders
Mar. 13, 1982	Hawerchuk, Dale	Home	Winnipeg Jets
Apr. 4, 1982	Kerr, Tim	Away	Philadelphia Flyers
Oct. 26, 1982	Goulet, Michel	Away	Quebec Nordiques
Nov. 20, 1982	Rogers, Mike	Home	New York Rangers
Nov. 18, 1982	Larmer, Steve	Home	Chicago Blackhawks
Feb. 13, 1983	Stoughton, Blaine	Away	Hartford Whalers
Mar. 5, 1983	Kurri, Jari	Home	Edmonton Oilers
Oct. 15, 1983	Savard, Denis	Home	Chicago Blackhawks
Nov. 26, 1983	Broten, Neal	Home	Minnesota N. Stars
Dec. 14, 1983	Hawerchuk, Dale	Home	Winnipeg Jets
Dec. 23, 1983	Ogrodnick, John	Away	Detroit Red Wings
Dec. 23, 1983	Yzerman, Steve	Away	Detroit Red Wings
Feb. 19, 1984	Boldirev, Ivan	Home	Detroit Red Wings
Feb. 25, 1984	Messier, Mark	Away	Edmonton Oilers
Mar. 3, 1984	LaFontaine, Pat	Home	New York Islanders
Apr. 1, 1984	Tucker, John	Away	Buffalo Sabres
Oct. 27, 1984	Gretzky, Wayne	Home	Edmonton Oilers
Dec. 4, 1984	Ogrodnick, John	Away	Detroit Red Wings
Dec. 9, 1984	Savard, Denis	Away	Chicago Blackhawks
Dec. 14, 1984	Hawerchuk, Dale	Away	Winnipeg Jets
Jan. 7, 1985	Francis, Ron	Home	Hartford Whalers
Feb. 14, 1985	Petterson, Jorgen	Away	St. Louis Blues
Feb. 19, 1985	Anderson, Glenn	Home	Edmonton Oilers
Feb. 19, 1985	Kurri, Jari	Home	Edmonton Oilers
Mar. 30, 1985	Yzerman, Steve	Home	Detroit Red Wings
Nov. 3, 1985	Gretzky, Wayne	Away	Edmonton Oilers
Nov. 6, 1985	Flatley, Patrick	Home	New York Islanders
Nov. 20, 1985	Brooke, Bob	Away	New York Rangers
Nov. 26, 1985	Hunter, Mark	Away	St. Louis Blues
Jan. 8, 1986	Gretzky, Wayne	Home	Edmonton Oilers
Feb. 6, 1986	Broten, Neal	Away	Minnesota N. Stars
Feb. 13, 1986	Fraser, Curt	Away	Chicago Blackhawks
Mar. 17, 1986	Fox, Jimmy	Home	Los Angeles Kings
Mar. 20, 1986	Bossy, Mike	Home	New York Islanders
Dec. 12, 1986	Lemieux, Mario	Away	Pittsburgh Penguins
Jan. 7, 1987	Secord, Al	Away	Chicago Blackhawks
Feb. 7, 1987	Neely, Cam	Away	Boston Bruins
Mar. 18, 1987	Savard, Denis	Home	Chicago Blackhawks
Apr. 5, 1987	Savard, Denis	Away	Chicago Blackhawks
Jan. 8, 1988	Thomas, Steve	Away	Chicago Blackhawks
Jan. 15, 1988	Muller, Kirk	Away	New Jersey Devils
Feb. 13, 1988	Craven, Murray	Home	Philadelphia Flyers
Mar. 3, 1988	Neely, Cam	Away	Boston Bruins
Mar. 5, 1988	MacLean, Paul	Home	Winnipeg Jets
Nov. 12, 1988	Tikkanen, Esa	Home	Edmonton Oilers
Nov. 14, 1988	Gagner, Dave	Home	Minnesota N. Stars
Nov. 19, 1988	Anderson, Glenn	Away	Edmonton Oilers
Nov. 25, 1988	Bellows, Brian	Away	Minnesota N. Stars
Dec. 1, 1988	Taylor, Dave	Away	Los Angeles Kings
Dec. 15, 1988	MacLean, John	Away	New Jersey Devils
Dec. 17, 1988	Tocchet, Rick	Home	Philadelphia Flyers
Dec. 21, 1988	Lemieux, Mario	Home	Pittsburgh Penguins
Feb. 13, 1989	Shanahan, Brendan	Away	New Jersey Devils

## ALL-TIME OPPONENTS HAT TRICKS

DATE	PLAYER	HOME/ROAD	OPPOSITION
Feb. 13, 1989	Verbeek, Pat	Away	New Jersey Devils
Feb. 27, 1989	Federko, Bernie	Home	St. Louis Blues
Mar. 1, 1989	Turcotte, Darren	Away	New York Rangers
Mar. 18, 1989	Steen, Thomas	Home	Winnipeg Jets
Oct. 17, 1989	Lemieux, Mario	Away	Pittsburgh Penguins
Dec. 23, 1989	Roenick, Jeremy	Home	Chicago Blackhawks
Dec. 27, 1989	Carson, Jimmy	Home	Detroit Red Wings
Feb. 22, 1990	Mullen, Joe	Away	Calgary Flames
Feb. 22, 1990	Murzyn, Dana	Away	Calgary Flames
Oct. 24, 1990	Hull, Brett	Home	St. Louis Blues
Oct. 25, 1990	Hull, Brett	Away	St. Louis Blues
Nov. 17, 1990	Yzerman, Steve	Home	Detroit Red Wings
Jan. 17, 1991	Cullen, John	Home	Pittsburgh Penguins
Jan. 26, 1991	Wilson, Doug	Away	Chicago Blackhawks
Nov. 6, 1991	Bellows, Brian	Home	Minnesota N. Stars
Dec. 26, 1991	Mullen, Joe	Away	Pittsburgh Penguins
Jan. 3, 1992	Ysebaert, Paul	Away	Detroit Red Wings
Feb. 18, 1992	Mullen, Joe	Away	Pittsburgh Penguins
Nov. 26, 1992	Nolan, Owen	Home	Quebec Nordiques
Jan. 17, 1993	Goulet, Michel	Away	Chicago Blackhawks
Oct. 30, 1993	Damphousse, Vincent	Away	Montreal Canadiens
Nov. 15, 1993	Corson, Shayne	Home	Edmonton Oilers
Feb. 1, 1994	Hull, Brett	Away	St. Louis Blues
Mar. 7, 1994	Duchesne, Steve	Home	St. Louis Blues
Mar. 20, 1994	Reichel, Robert	Home	Calgary Flames
Feb. 4, 1995	Titov, German	Away	Calgary Flames
Apr. 22, 1995	Harvey, Todd	Away	Dallas Stars
Oct. 8, 1996	Smyth, Ryan	Home	Edmonton Oilers
Oct. 12, 1996	Gratton, Chris	Home	Tampa Bay Lightning
Nov. 27, 1996	Shanahan, Brendan	Away	Detroit Red Wings
Feb. 19, 1997	Czerkowski, Mariusz	Away	Edmonton Oilers
Mar. 19, 1997	Lindros, Eric	Home	Philadelphia Flyers
Oct. 22, 1997	McEachern, Shawn	Home	Ottawa Senators
Dec. 27, 1997	Maltby, Kirk	Home	Detroit Red Wings
Apr. 9, 1998	Roberts, Gary	Away	Carolina Hurricanes
Oct. 31, 1998	Sanderson, Geoff	Home	Buffalo Sabres
Dec. 23, 1998	Modano, Mike	Home	Dallas Stars
Dec. 9, 1999	Lindros, Eric	Away	Philadelphia Flyers
Jan. 8, 2000	Nedved, Petr	Home	New York Rangers
Feb. 1, 2001	Bondra, Peter	Away	Washington Capitals
Mar. 17, 2001	Bure, Pavel	Away	Florida Panthers
Oct. 18, 2001	Naslund, Markus	Away	Vancouver Canucks
Nov. 9, 2001	Elias, Patrik	Away	New Jersey Devils
Nov. 27, 2001	Kapanen, Sami	Home	Carolina Hurricanes
Jan. 13, 2003	Nedved, Petr	Away	New York Rangers
Mar. 20, 2003	Wright, Tyler	Away	Columbus Blue Jackets
Oct. 29, 2005	Heatley, Dany	Home	Ottawa Senators
Dec. 31, 2005	Gomez, Scott	Away	New Jersey Devils
Mar. 3, 2006	Roy, Derek	Away	Buffalo Sabres
Apr. 11, 2006	Nieuwendyk, Joe	Home	Florida Panthers
Apr. 12, 2006	Gionta, Brian	Away	New Jersey Devils
Oct. 26, 2006	Heatley, Dany	Away	Ottawa Senators
Nov. 30, 2006	Hossa, Marian	Away	Atlanta Thrashers
Jan. 20, 2007	Recchi, Mark	Away	Pittsburgh Penguins
Feb. 10, 2007	Staal, Jordan	Home	Pittsburgh Penguins
Apr. 7, 2007	Ryder, Michael	Home	Montreal Canadiens
Jan. 3, 2008	Evgeni Malkin	Road	Pittsburgh Penguins
Feb. 5, 2008	Richard Zednik	Home	Florida Panthers
Apr. 3, 2008	Antoine Vermette	Home	Ottawa Senators
Nov. 6, 2008	Blake Wheeler	Road	Boston Bruins
Dec. 4, 2008	Martin Hanzal	Road	Phoenix Coyotes
Dec. 18, 2008	David Krejci	Road	Boston Bruins
Dec. 23, 2008	James Neal	Home	Dallas Stars
Feb. 4, 2009	Thomas Vanek	Road	Buffalo Sabres
Mar. 14, 2009	Olli Jokinen	Home	Calgary Flames
Apr. 3, 2009	Jeff Carter	Road	Philadelphia Flyers
Dec. 5, 2009	Marc Savard	Road	Boston Bruins
Jan. 19, 2011	* Marian Gaborik	Road	New York Rangers
Jan. 22, 2011	Alex Ovechkin	Home	Washington Capitals

\*Four goal game

## ALL-TIME PENALTY SHOTS

## PENALTY SHOTS FOR

DATE	LEAFS SHOOTER	GOALTENDER	HOME/ROAD	RESULT
Dec. 11, 1934	Charlie Conacher	Andy Aitkenhead (New York Rangers)	Road	Unsuccessful
Dec. 22, 1934	Charlie Conacher	Lorne Chabot (Blackhawks)	Home	Unsuccessful
Mar. 2, 1935	Charlie Conacher	Roy Worters (Americans)	Home	Unsuccessful
Feb. 8, 1936	Charlie Conacher	Roy Worters (Americans)	Home	Successful
Nov. 14, 1936	King Clancy	Mike Karakas (Blackhawks)	Home	Successful
Dec. 18, 1937	Gord Drillon	Earl Robertson (Americans)	Home	Unsuccessful
Nov. 29, 1941	Sweeney Schriner	Earl Robertson (Americans)	Home	Successful
Mar. 7, 1942	Bob Goldham	Jim Henry (Rangers)	Home	Successful
Nov. 19, 1942	Bud Poile	Steve Buzinski (Rangers)	Road	Successful
Feb. 28, 1943	Billy Taylor	Paul Bibeault (Canadiens)	Road	Successful
Feb. 19, 1944	Jackie Hamilton	Bert Gardiner (Bruins)	Home	Successful
Mar. 6, 1946	Syl Apps	Mike Karakas (Blackhawks)	Road	Successful
Jan. 3, 1948	Max Bentley	Bill Durnan (Canadiens)	Home	Unsuccessful
Mar. 1, 1950	Bill Barilko	Jack Gelineau (Bruins)	Road	Successful
Feb. 17, 1951	Tod Sloan	Chuck Rayner (Rangers)	Home	Unsuccessful
Jan. 3, 1962	Dave Keon	Jacques Plante (Canadiens)	Home	Unsuccessful
Feb. 7, 1962	Ron Stewart	Bruce Gamble (Bruins)	Home	Unsuccessful
Jan. 31, 1963	Red Kelly	Jacques Plante (Canadiens)	Road	Successful
Mar. 4, 1964	Don McKenney	Eddie Johnston (Bruins)	Home	Unsuccessful
Nov. 23, 1966	Frank Mahovlich	Glenn Hall (Blackhawks)	Home	Successful
Feb. 8, 1967	Pete Stelmowski	Roger Crozier (Red Wings)	Home	Unsuccessful
Nov. 5, 1967	Bob Pulford	Gerry Cheevers (Bruins)	Road	Unsuccessful
Mar. 9, 1968	Mike Walton	Roger Crozier (Red Wings)	Home	Successful
Mar. 10, 1968	Mike Walton	Jack Norris (Blackhawks)	Road	Unsuccessful
Jan. 22, 1970	Norm Ullman	Wayne Rutledge (Kings)	Road	Unsuccessful
Oct. 20, 1971	Paul Henderson	Roger Crozier (Sabres)	Home	Unsuccessful
Oct. 20, 1973	Paul Henderson	Gilles Villemure (NYR)	Home	Unsuccessful
Nov. 20, 1974	Dave Keon	Gary Inness (Penguins)	Home	Successful
Mar. 12, 1977	Lanny McDonald	Jim Rutherford (Red Wings)	Home	Unsuccessful
Oct. 28, 1978	Lanny McDonald	Gilles Gilbert (Bruins)	Home	Successful
Jan. 3, 1979	Dan Maloney	Dan Bouchard (Flames)	Home	Unsuccessful
Oct. 14, 1979	Lanny McDonald	Pete Peeters (Flyers)	Road	Successful
Oct. 9, 1982	Terry Martin	Glenn Resch (Devils)	Home	Unsuccessful
Oct. 15, 1983	Greg Terrion	Tony Esposito (Blackhawks)	Home	Successful
Jan. 14, 1984	Greg Terrion	Murray Bannerman (Blackhawks)	Home	Successful
Jan. 1, 1986	Dan Daoust	Patrick Roy (Canadiens)	Home	Unsuccessful
Dec. 4, 1986	Rick Vaive	Darren Eliot (Kings)	Road	Successful
Mar. 10, 1990	Tom Kurvers	Bill Ranford (Oilers)	Home	Unsuccessful
Nov. 4, 1990	Gary Leeman	Pete Peeters (Flyers)	Home	Unsuccessful
Nov. 24, 1993	Wendel Clark	Trevor Kidd (Flames)	Road	Successful
Mar. 4, 1994	Peter Zezel	Chris Osgood (Red Wings)	Road	Unsuccessful
Mar. 15, 1995	Mats Sundin	Arturs Irbe (Sharks)	Road	Successful
Apr. 8, 1995	Dave Andreychuk	Tim Cheveldae (Jets)	Home	Unsuccessful
Mar. 8, 1996	Wayne Presley	Sean Burke (Whalers)	Road	Unsuccessful
Jan. 10, 1998	Mats Sundin	Andrei Trefilov (Blackhawks)	Home	Unsuccessful
Feb. 7, 1998	Derek King	John Vanbiesbrouck (Panthers)	Home	Successful
Mar. 6, 1999	Steve Sullivan	Ron Tugnutt (Senators)	Road	Unsuccessful
Feb. 14, 2000	Keryn Adams	Arturs Irbe (Hurricanes)	Home	Unsuccessful
Dec. 20, 2000	Gary Roberts	Mike Dunham (Predators)	Home	Unsuccessful
Feb. 23, 2003	Robert Reichel	Tomas Vokoun (Predators)	Home	Unsuccessful
Feb. 26, 2003	Mats Sundin	Garth Snow (Islanders)	Home	Unsuccessful
Mar. 19, 2006	Chad Kilger	Marc-Andre Fleury (Penguins)	Road	Successful
Oct. 4, 2006	Mats Sundin	Martin Gerber (Senators)	Home	Successful
Dec. 15, 2006	John Pohl	Cam Ward (Hurricanes)	Road	Unsuccessful
Dec. 23, 2006	Mats Sundin	Olaf Kolzig (Washington)	Home	Successful
Dec. 26, 2006	John Pohl	Manny Fernandez (Minnesota)	Home	Successful
Nov. 22, 2008	Matt Stajan	Nikolai Khabibulin (Blackhawks)	Home	Unsuccessful
Jan. 1, 2009	Niklas Hagman	Ryan Miller (Sabres)	Home	Unsuccessful
Mar. 5, 2011	Mikhail Grabovski	Corey Crawford (Blackhawks)	Home	Unsuccessful
Mar. 31, 2011	Mikhail Grabovski	Tim Thomas (Bruins)	Road	Unsuccessful

## OVERALL:

Leafs have scored 25 goals on 60 penalty shot opportunities (41.7%).

\*A successful penalty shot denotes that a goal was scored.

## PENALTY SHOTS AGAINST

DATE	OPPOSITION SHOOTER	GOALTENDER	HOME/ROAD	RESULT
Nov. 10, 1934	Armand Mondou (Canadiens)	George Hainsworth	Home	Unsuccessful
Dec. 8, 1934	Bun Cook (Rangers)	George Hainsworth	Home	Unsuccessful
Jan. 8, 1935	Eddie Shore (Bruins)	George Hainsworth	Road	Unsuccessful
Jan. 19, 1935	Glenn Brydson (Eagles)	George Hainsworth	Home	Unsuccessful
Jan. 31, 1935	Bert Connelly (Rangers)	George Hainsworth	Home	Unsuccessful
Mar. 9, 1935	Babe Siebert (Bruins)	George Hainsworth	Home	Unsuccessful

Cont'd...

## ALL-TIME PENALTY SHOTS

## PENALTY SHOTS AGAINST Cont...

DATE	OPPOSITION SHOOTER	GOALTENDER	HOME/ROAD	RESULT
Nov. 19, 1935	Jean Pusie (Canadiens)	George Hainsworth	Road	Unsuccessful
Jan. 16, 1936	Bert Connelly (Rangers)	George Hainsworth	Road	Successful
Jan. 18, 1936	Babe Siebert (Bruins)	George Hainsworth	Home	Successful
Jan. 7, 1941	Tony Demers (Canadiens)	Turk Broda	Road	Unsuccessful
Jan. 12, 1946	Carl Liscombe (Red Wings)	Frank McCool	Home	Unsuccessful
Dec. 4, 1948	Jim Conacher (Blackhawks)	Turk Broda	Home	Unsuccessful
Jan. 19, 1950	Maurice Richard (Canadiens)	Turk Broda	Road	Successful
Oct. 17, 1954	Joe Klukay (Bruins)	Harry Lumley	Road	Unsuccessful
Dec. 31, 1961	Gordie Howe (Red Wings)	Johnny Bower	Road	Successful
Jan. 20, 1962	Wayne Connelly (Bruins)	Johnny Bower	Home	Successful
Dec. 8, 1963	Claude Laforge (Red Wings)	Don Simmons	Road	Successful
Dec. 28, 1963	Tom Williams (Bruins)	Johnny Bower	Home	Unsuccessful
Dec. 12, 1964	John Bucyk (Bruins)	Terry Sawchuk	Home	Successful
Mar. 24, 1965	Yvon Cournoyer (Canadiens)	Johnny Bower	Home	Unsuccessful
Nov. 5, 1966	Bob Nevin (Rangers)	Terry Sawchuk	Home	Successful
Nov. 27, 1971	Jim Pappin (Blackhawks)	Bernie Parent	Home	Unsuccessful
Feb. 9, 1972	Syl Apps (Penguins)	Bernie Parent	Home	Successful
Mar. 25, 1972	Paul Curtis (Kings)	Bernie Parent	Road	Unsuccessful
Feb. 16, 1974	Bob Leiter (Flames)	Dunc Wilson	Home	Successful
Mar. 8, 1975	Dennis Hextall (North Stars)	Gord McRae	Home	Successful
Mar. 9, 1975	Nelson Pyatt (Capitals)	Gord McRae	Road	Successful
Jan. 11, 1978	Steve Jensen (North Stars)	Mike Palmateer	Road	Unsuccessful
Apr. 1, 1978	Gilbert Perreault (Sabres)	Mike Palmateer	Home	Unsuccessful
Jan. 30, 1980	Mike Foligno (Red Wings)	Paul Harrison	Home	Successful
Mar. 29, 1980	Stan Weir (Oilers)	Mike Palmateer	Home	Successful
Jan. 16, 1982	Wayne Gretzky (Oilers)	Michel Larocque	Home	Unsuccessful
Oct. 15, 1983	Rick Paterson (Blackhawks)	Mike Palmateer	Home	Unsuccessful
Oct. 26, 1983	Ken Linseman (Oilers)	Rick St. Croix	Home	Unsuccessful
Dec. 26, 1984	John Tucker (Sabres)	Rick St. Croix	Road	Unsuccessful
Jan. 2, 1985	Warren Young (Penguins)	Tim Bernhardt	Home	Successful
Mar. 6, 1986	Dave Poulin (Flyers)	Don Edwards	Road	Unsuccessful
Dec. 7, 1986	Rick Meagher (Blues)	Ken Wregget	Road	Successful
Dec. 23, 1986	Dennis Maruk (North Stars)	Allan Bester	Road	Unsuccessful
Nov. 15, 1987	Christian Ruuttu (Sabres)	Ken Wregget	Road	Unsuccessful
Mar. 15, 1988	Lane Lambert (Nordiques)	Ken Wregget	Road	Unsuccessful
Nov. 26, 1988	Dino Ciccarelli (North Stars)	Allan Bester	Home	Unsuccessful
Dec. 12, 1988	Joe Nieuwendyk (Flames)	Jeff Reese	Home	Unsuccessful
Dec. 29, 1988	Michel Goulet (Nordiques)	Allan Bester	Road	Unsuccessful
Jan. 9, 1989	Greg Adams (Canucks)	Allan Bester	Home	Unsuccessful
Feb. 22, 1989	Hakan Loob (Flames)	Jeff Reese	Road	Unsuccessful
Mar. 7, 1989	Anton Stastny (Nordiques)	Allan Bester	Road	Unsuccessful
Jan. 5, 1991	Wayne Gretzky (Kings)	Peter Ing	Home	Unsuccessful
Jan. 3, 1992	Steve Yzerman (Red Wings)	Grant Fuhr	Road	Successful
Oct. 22, 1992	Brian Bradley (Lightning)	Felix Potvin	Road	Unsuccessful
Dec. 11, 1992	Theoren Fleury (Flames)	Rick Wamsley	Home	Successful
Dec. 27, 1992	Brendan Shanahan (Blues)	Grant Fuhr	Road	Unsuccessful
Nov. 20, 1993	Scott Pearson (Oilers)	Damian Rhodes	Road	Unsuccessful
Mar. 21, 1995	Geoff Courtnall (Canucks)	Damian Rhodes	Road	Unsuccessful
Nov. 21, 1996	Donald Audette (Sabres)	Felix Potvin	Road	Unsuccessful
Nov. 18, 1998	Adam Oates (Capitals)	Curtis Joseph	Road	Successful
Mar. 17, 1999	Landon Wilson (Bruins)	Curtis Joseph	Home	Unsuccessful
Apr. 1, 2000	Ulf Dahlen (Capitals)	Curtis Joseph	Road	Unsuccessful
Oct. 11, 2000	Brad Isbister (Islanders)	Glenn Healy	Home	Unsuccessful
Oct. 18, 2001	Markus Naslund (Canucks)	Curtis Joseph	Road	Successful
Oct. 30, 2001	Vincent Lecavalier (Lightning)	Curtis Joseph	Road	Unsuccessful
Nov. 6, 2001	Joe Sacco (Capitals)	Curtis Joseph	Home	Unsuccessful
Dec. 1, 2001	Kyle Calder (Blackhawks)	Curtis Joseph	Home	Unsuccessful
Jan. 22, 2002	Jarome Iginla (Flames)	Curtis Joseph	Road	Unsuccessful
Dec. 28, 2002	Mike Comrie (Oilers)	Ed Belfour	Road	Unsuccessful
Nov. 15, 2003	Marco Sturm (Sharks)	Mikael Tellqvist	Road	Unsuccessful
Dec. 31, 2005	Scott Gomez (Devils)	Ed Belfour	Road	Successful
Feb. 4, 2006	Viktor Kozlov (Devils)	Ed Belfour	Home	Unsuccessful
Jan. 20, 2007	Jarkko Ruutu (Penguins)	Andrew Raycroft	Road	Unsuccessful
Jan. 30, 2007	Eric Belanger (Hurricanes)	Andrew Raycroft	Road	Unsuccessful
Feb. 17, 2007	Marc-Antoine Pouliot (Oilers)	Andrew Raycroft	Home	Successful
Mar. 29, 2008	Chris Higgins (Canadiens)	Vesa Toskala	Home	Unsuccessful
Feb. 26, 2009	Sean Bergenheim (Islanders)	Vesa Toskala	Road	Unsuccessful
Apr. 4, 2009	Guillaume Latendresse (Canadiens)	Martin Gerber	Home	Unsuccessful
Oct. 6, 2009	Daniel Alfredsson (Senators)	Jonas Gustavsson	Home	Successful
Oct. 13, 2010	Evgeni Malkin (Penguins)	Jonas Gustavsson	Road	Unsuccessful
Oct. 30, 2010	Ryan Callahan (NY Rangers)	Jean-Sebastien Giguere	Home	Successful
Nov. 2, 2010	Mike Fisher (Senators)	Jean-Sebastien Giguere	Home	Successful
Dec. 16, 2010	Jarome Iginla (Flames)	Jonas Gustavsson	Home	Unsuccessful
Mar. 8, 2011	Matt Martin (Islanders)	James Reimer	Road	Unsuccessful

## OVERALL:

Opposition has scored 26 goals in 80 opportunities (32.5%).

\*A successful penalty shot denotes that a goal was scored.



## ALL-TIME SHOOTOUT RESULTS

## ALL-TIME RECORD: 25 wins, 35 losses

SEASON	RECORD
2010-11:	5 wins, 6 losses
2009-10:	4 wins, 4 losses
2008-09:	6 wins, 7 losses
2007-08:	3 wins, 4 losses
2006-07:	4 wins, 7 losses
2005-06:	3 wins, 7 losses

## ALL-TIME SHOOTER STATISTICS:

Player	Attempts	Goals	Percentage	Game Deciding Goals
ALLISON, Jason	3	0	0.0	0
ANTROPOV, Nik	6	1	16.7	0
ARMSTRONG, Colby	2	2	100.0	1
BLAKE, Jason	10	4	40.0	1
BOZAK, Tyler	5	3	60.0	1
GRABOVSKI, Mikhail	9	3	33.3	1
HAGMAN, Niklas	6	2	33.3	1
HAMILTON, Jeff	2	2	100.0	1
KABERLE, Tomas	12	5	41.7	1
KADRI, Nazem	4	2	50.0	1
KESSEL, Phil	15	4	26.7	3
KUBINA, Pavel	2	0	0.0	0
KULEMIN, Nikolai	17	6	35.3	2
LINDROS, Eric	3	1	33.3	1
LUNDMARK, Jamie	1	0	0.0	0
LUPUL, Joffrey	2	0	0.0	0
MacARTHUR, Clarke	1	0	0.0	0
MITCHELL, John	6	4	66.7	2
O'NEILL, Jeff	3	1	33.3	1
PERREAULT, Yanic	2	1	50.0	0
POHL, John	3	1	33.3	1
PONIKAROVSKY, Alexei	12	1	8.3	0
STAJAN, Matt	4	1	25.0	0
STAPLETON, Tim	1	1	100.0	1
STEEN, Alex	6	2	33.3	0
STEMPNIAK, Lee	7	1	14.3	0
SUNDIN, Mats	24	10	41.7	4
TLUSTY, Jiri	1	0	0.0	0
TUCKER, Darcy	11	2	18.2	1
VERSTEEG, Kris	3	1	33.3	0
WELLWOOD, Kyle	6	1	16.7	1
WILLIAMS, Jeremy	2	1	50.0	0
<b>TOTALS</b>	<b>191</b>	<b>63</b>	<b>33.0</b>	<b>25</b>

## ALL-TIME GOALTENDER STATISTICS:

Goaltender	Shots Faced	Saves	Percentage	Wins	Losses
AUBIN, Jean-Sebastien	16	11	68.8	1	3
BELFOUR, Ed	14	8	57.1	2	4
CLEMMENSEN, Scott	3	2	66.7	1	0
GIGUERE, Jean-Sebastien	23	12	52.2	3	4
GUSTAVSSON, Jonas	17	10	58.8	4	2
JOSEPH, Curtis	11	8	72.7	2	1
POGGE, Justin	2	0	0.0	0	1
RAYCROFT, Andrew	38	23	60.5	3	7
REIMER, James	11	8	72.7	1	3
TELLQVIST, Mikael	5	3	60.0	1	1
TOSKALA, Vesa	48	26	54.2	7	9
<b>TOTALS</b>	<b>188</b>	<b>111</b>	<b>59.0</b>	<b>25</b>	<b>35</b>

## ALL-TIME SHOOTOUT RESULTS

## WINS

## Longest WINS streak in consecutive games that go to a shootout

## 4 games - 2008-09

Feb. 25, 2009 vs. NY Rangers - W 2-1  
 Feb. 26, 2009 at NY Islanders - W 5-4  
 Mar. 17, 2009 at Tampa Bay - W 4-3  
 Mar. 24, 2009 vs. Washington - W 3-2

Longest WINS streak in consecutive *home* games that go to a shootout

## 3 games - 2005-06

Oct. 24, 2005 vs. Boston - W 5-4  
 Dec. 29, 2005 vs. Buffalo - W 4-3  
 Mar. 14, 2006 vs. Boston - W 5-4

Longest WINS streak in consecutive *road* games that go to a shootout

## 2 games - 2007-08 &amp; 2008-09

## 2007-08

Jan. 17, 2008 at Boston - W 3-2  
 Feb. 27, 2008 at Florida - W 4-3

## 2008-09

Feb. 26, 2009 at NY Islanders - W 5-4  
 Mar. 17, 2009 at Tampa Bay - W 4-3

## LOSSES

## Longest LOSSES streak in consecutive games that go to a shootout

## 3 games - 2007-08 &amp; 2008-09 (2 times)

## 2007-08

Oct. 23, 2007 vs. Atlanta - L 4-5  
 Nov. 10, 2007 vs. NY Rangers - L 2-3  
 Nov. 27, 2007 vs. Montreal - L 3-4

## 2008-09 (1)

Oct. 13, 2008 vs. St. Louis - L 4-5  
 Oct. 17, 2008 at NY Rangers - L 0-1  
 Oct. 21, 2008 vs. Anaheim - L 2-3

## 2008-09 (2)

Jan. 21, 2009 vs. Boston - L 3-4  
 Feb. 19, 2009 vs. Columbus - L 3-4  
 Feb. 21, 2009 vs. Vancouver - L 2-3

Longest LOSSES streak in consecutive *home* games that go to a shootout

## 3 games - 2007-08 &amp; 2008-09

## 2007-08

Oct. 23, 2007 vs. Atlanta - L - 4-5  
 Nov. 10, 2007 vs. NY Rangers - L - 2-3  
 Nov. 27, 2007 vs. Montreal - L - 3-4

## 2008-09

Jan. 21, 2009 vs. Boston - L 3-4  
 Feb. 19, 2009 vs. Columbus - L 3-4  
 Feb. 21, 2009 vs. Vancouver - L 2-3

Longest LOSSES streak in consecutive *road* games that go to a shootout

## 5 games - 2005-06

Oct. 10, 2005 at Ottawa - L 5-6  
 Nov. 25, 2005 at Carolina - L 3-4  
 Jan. 31, 2006 at Tampa Bay - L 2-3  
 Mar. 10, 2006 at NY Islanders - L 1-2  
 Apr. 6, 2006 at Boston - L 2-3

## CONSECUTIVE GAMES DETERMINED BY A SHOOTOUT

## Longest streak of consecutive games determined by a shootout

## 3 games - 2006-07

Oct. 7, 2006 vs. Montreal - L 2-3  
 Oct. 9, 2006 vs. Florida - W 2-1  
 Oct. 12, 2006 at New Jersey - L 6-7

Longest streak of consecutive *home* games determined by a shootout

## 3 games - 2008-09

Feb. 19, 2009 vs. Columbus - L 3-4  
 Feb. 21, 2009 vs. Vancouver - L 2-3  
 Feb. 25, 2009 vs. NY Rangers - W 2-1

Longest streak of consecutive *road* games determined by a shootout

## 2 games - 2009-10

Mar. 4, 2010 at Boston - L 2-3  
 Mar. 6, 2010 at Ottawa - W 2-1

# GAME-BY-GAME OVERTIME RESULTS

## YEAR-BY-YEAR OVERTIME RECORDS:

1983-84: 1-3-9	1991-92: 4-0-7	1998-99: 6-1-7	2005-06: 10-8**
1984-85: 5-2-8	1992-93: 1-1-11	1999-00: 7-3-7	2006-07: 8-11**
1985-86: 4-6-7	1993-94: 4-1-12	2000-01: 3-5-11	2007-08: 8-11**
1986-87: 3-4-6	1994-95: 0-0-8	2001-02: 3-4-10	2008-09: 10-13**
1988-89: 1-4-6	1995-96: 4-2-12	2002-03: 7-3-7	2009-10: 9-14**
1989-90: 3-4-4	1996-97: 1-1-8	2003-04: 4-3-10	2010-11: 7-11**
1990-91: 4-2-11	1997-98: 1-0-9	2004-05: 0-0-0*	

\*Did not play due to work stoppage

## ALL-TIME OVERTIME RECORD:

OVERALL: 119-119-180      HOME: 64W, 56L      ROAD: 55W, 63L

\*\*Records include shootout, which was implemented in 2005-06

## ALL-TIME RECORD FOR GAMES DECIDED IN OVERTIME:

SEASON	DATE	OPPONENT	RESULT	GWG	GOALTENDERS
1983-84	Nov. 26, 1983	vs. MIN	L-7-6	Broten	Palmateer/Beaupre
	Jan. 12, 1984	@ MIN	L-5-4	McCarthy	Bester/ Meloche
	Mar. 10, 1984	vs. DET	W-4-3	Gavin	Bester/ Micallef
	Mar. 12, 1984	vs. WPG	L-8-7	MacLean	Bester/ Soetaert
1984-85	Oct. 11, 1984	@ MIN	W-1-0	Frycer	Bester/ Beaupre
	Oct. 13, 1984	vs. BUF	W-4-3	Benning	Wregget/ Barrasso
	Oct. 31, 1984	@ StL	L-6-5	Sutter	Wregget/ Liut
	Feb. 10, 1985	vs. MTL	W-3-2	Vaive	Bernhardt/ Penny
	Feb. 17, 1985	@ HFD	W-5-4	Daoust	Wregget/ Weeks
	Feb. 25, 1985	vs. CHI	L-5-4	D. Wilson	Bernhardt/ Bannerman
	Mar. 18, 1985	vs. StL	W-4-3	Anderson	Bernhardt/ Wamsley
1985-86	Oct. 16, 1985	vs. WSH	L-6-5	Duchesne	Bernhardt/ Jensen
	Nov. 12, 1985	@ StL	L-4-3	Mullen	Bernhardt/ Wamsley
	Nov. 30, 1985	vs. BUF	W-3-2	Thomas	Edwards/ Puppa
	Jan. 25, 1986	@ MTL	L-3-2	Smith	Bernhardt/ Roy
	Feb. 6, 1986	@ MIN	L-8-7	Rouse	Edwards/ Beaupre
	Feb. 8, 1986	vs. StL	W-3-2	Courtnall	Wregget/ Wamsley
	Feb. 13, 1986	@ CHI	L-5-4	Fraser	Wregget/ Sauve
	Feb. 20, 1986	@ CGY	W-7-6	Fergus	Wregget/ Lemelin
	Mar. 15, 1986	vs. PHI	L-6-5	Crossman	Edwards/ Froese
	Mar. 30, 1986	@ CHI	W-5-4	Frycer	Wregget/ Sauve
1986-87	Dec. 13, 1986	vs. PIT	W-3-2	Thomas	Bester/ Romano
	Dec. 17, 1986	@ NJ	L-3-2	Sulliman	Wregget/ Chevrier
	Dec. 19, 1986	vs. MIN	L-6-5	Broten	Wregget/ Takko
	Dec. 20, 1986	vs. BUF	W-5-4	Thomas	Bester/ Cloutier
	Dec. 23, 1986	@ MIN	W-4-3	Vaive	Wregget/ Takko
	Jan. 26, 1987	vs. CGY	L-6-5	Patterson	Bester/ Lemelin
	Mar. 9, 1987	@ StL	L-3-2	Paslawski	Wregget/ Wamsley
1987-88	Dec. 1, 1987	@ MIN	L-3-2	Bellows	Wregget/ Beaupre
	Dec. 7, 1987	vs. DET	W-5-4	Courtnall	Bester/ Hanlon
	Mar. 26, 1988	@ StL	L-3-2	Paslawski	Wregget/ Millen
1988-89	Jan. 25, 1989	vs. BOS	L-2-1	Brickley	Wregget/ Lemelin
	Feb. 22, 1989	@ CGY	W-4-3	Leeman	Reese/ Wamsley
	Feb. 23, 1989	@ VAN	L-2-1	Sandlak	Bester/ McLean
	Apr. 1, 1989	@ StL	L-4-3	G. Cavallini	Bester/ Millen (EN)
1989-90	Apr. 2, 1989	@ CHI	L-4-3	Murray	Bester/ Chevier
	Oct. 27, 1989	@ BUF	L-6-5	Turgeon	Laforest/ Malarchuk
	Nov. 18, 1989	@ MTL	L-4-3	Naslund	Bester/ Roy
	Nov. 29, 1989	@ VAN	W-3-2	Damphousse	Leforest/ McLean
	Dec. 30, 1989	@ BOS	W-7-6	Clark	Bester/ Moog
	Mar. 2, 1990	@ DET	L-3-2	Yzerman	Reese/ Chevalda
	Mar. 17, 1990	vs. WPG	L-5-4	Taglianetti	Laforest/ Essensa
	Mar. 24, 1990	@ QUE	W-4-3	Osborne	Reese/ Tugnutt

# GAME-BY-GAME OVERTIME RESULTS

1990-91	Nov. 27, 1990	@ StL	W-4-3	Clark	Ing/ Joseph
	Dec. 6, 1990	@ MIN	W-2-1	Ramage	Ing/ Casey
	Jan. 17, 1991	vs. PIT	L-6-5	Young	Ing/ Barasso
	Feb. 4, 1991	vs. StL	W-6-5	Hannan	Ing/ Joseph
	Feb. 25, 1991	@ DET	L-5-4	Racine	Reese/ Chevalda
	Mar. 16, 1991	vs. MIN	W-4-3	Petit	Ing/ Hayward
1991-92	Jan. 6, 1992	vs. StL	W-3-2	Ellett	Fuhr/ Joseph
	Feb. 5, 1992	vs. MIN	W-3-2	Fuhr/ Casey	Fuhr/ Casey
	Feb. 29, 1992	vs. CHI	W-6-5	Clark	Fuhr/ Belfour
	Mar. 17, 1992	vs. QUE	W-4-3	Anderson	Fuhr/ Fiset
	Nov. 26, 1992	vs. QUE	L-5-4	Nolan	Potvin/ Hextall
1992-93	Apr. 13, 1993	vs. StL	W-2-1	Zezel	Potvin/ Joseph
	Oct. 21, 1993	@ FLA	W-4-3	Pearson	Rhodes/ Vanbsbrk.
	Jan. 13, 1994	vs. DAL	W-4-3	Anderson	Potvin/ Wakaluk
	Feb. 15, 1994	vs. DET	W-5-4	Clark	Potvin/ Chevalda
	Mar. 4, 1994	@ DET	W-6-5	Clark	Potvin/ Osgood
	Mar. 28, 1994	@ VAN	L-3-2	Craven	Potvin/ Whitmore
1994-95	No Overtime Scoring				
1995-96	Oct. 20, 1995	vs. CGY	W-4-3	Craig	Potvin/ Tabaracci
	Nov. 16, 1995	@ TB	W-5-4	Hogue	Potvin/ Puppa
	Dec. 17, 1995	@ ANA	W-3-2	AndreYchuk	Rhodes/ Shtalenkov
	Dec. 30, 1995	@ StL	W-4-3	Sundin	Potvin/ Fuhr
	Feb. 21, 1996	vs. TB	L-3-2	Bellows	Potvin/ Puppa
	Mar. 20, 1996	vs. DET	L-4-3	McCarty	Beaupre/ Osgood
1996-97	Jan. 7, 1997	@ CGY	L-4-3	Gagner	Potvin/ Kidd
	Jan. 24, 1997	@ CHI	W-2-1	Muller	Potvin/ Hackett
1997-98	Mar. 28, 1998	vs. NYI	W-4-3	Cote	Potvin/ Salo
1998-99	Nov. 28, 1998	vs. OTT	W-3-2	D. King	Joseph/ Dafeo
	Dec. 5, 1998	@ MTL	W-4-3	Kaberle	Joseph/ Hackett
	Jan. 4, 1999	vs. TB	W-5-4	Modin	Joseph/ Ranford
	Feb. 17, 1999	@ BUF	W-3-2	Sundin	Healy/ Hasek
	Feb. 20, 1999	vs. MTL	W-3-2	Thomas	Joseph/ Hackett
	Mar. 8, 1999	@ NYR	L-3-2	Nedved	Healy/ Richter
	Apr. 14, 1999	vs. NYI	W-3-2	Berard	Joseph/ Potvin
1999-00	Nov. 11, 1999	@ BOS	L-4-3	Axelsson	Joseph/ Dafeo
	Nov. 20, 1999	vs. NYR	W-4-3	Korolev	Joseph/ Richter
	Nov. 26, 1999	@ PHI	L-3-2	Recchi	Healy/ Boucher
	Dec. 4, 1999	vs. PIT	W-3-2	Sundin	Joseph/ Barrasso
	Dec. 6, 1999	vs. BUF	W-3-2	Thomas	Joseph/ Roloson
	Jan. 5, 2000	@ NYR	L-3-2	Graves	Joseph/ Richter
	Jan. 14, 2000	@ EDM	W-3-2	Sundin	Joseph/ Salo
	Jan. 17, 2000	@ VAN	W-5-4	Thomas	Joseph/ Potvin
	Mar. 6, 2000	@ VAN	W-6-5	Sundin	Healy/ Snow
	Mar. 16, 2000	@ DET	W-4-3	Sundin	Joseph/ Osgood
2000-01	Oct. 28, 2000	@ BOS	W-2-1	Sundin	Joseph/ Raycroft
	Nov. 15, 2000	vs. PHI	L-2-1	Recchi	Joseph/ Cechmanek
	Nov. 29, 2000	vs. StL	L-6-5	Hecht	Joseph/ Johnson
	Dec. 16, 2000	vs. CGY	L-6-5	Bure	Joseph/ Vernon
	Jan. 18, 2001	@ NYR	L-2-1	Leetch	Joseph/ Richter
	Jan. 25, 2001	@ ATL	W-2-1	McCabe	Healy/ Hnilicka
	Mar. 1, 2001	@ WSH	W-3-2	Roberts	Joseph/ Kolzig
	Mar. 3, 2001	vs. OTT	L-3-2	Yashin	Joseph/ Lalime
2001-02	Oct. 25, 2001	@ BOS	L-2-1	Thornton	Schwab/ Dafeo
	Nov. 9, 2001	@ NJ	L-3-2	Elias	Joseph/ Brodeur
	Nov. 17, 2001	@ OTT	L-2-1	Rachunek	Joseph/ Lalime
	Dec. 13, 2001	@ StL	W-4-3	Sundin	Joseph/ Johnson
	Jan. 17, 2002	@ NSH	L-3-2	Johnson	Schwab/ Dunham
	Mar. 19, 2002	vs. NYI	W-3-2	Cross	Schwab/ Osgood
	Apr. 1, 2002	@ DET	W-5-4	Sundin	Schwab/ Legace

## GAME-BY-GAME OVERTIME RESULTS

2002-03	Nov. 12, 2002	vs. LA	W-4-3	Sundin	Belfour/ Storr
	Dec. 3, 2002	vs. TB	W-4-3	Pilar	Belfour/ Khabibulin
	Dec. 28, 2002	@ EDM	L-3-2	Marchant	Belfour/ Salo
	Jan. 18, 2003	@ MTL	W-3-2	Antropov	Tellqvist/ Theodore
	Feb. 6, 2003	@ TB	W-3-2	Antropov	Kidd/ Khabibulin
	Mar. 13, 2003	@ CGY	L-4-3	Clark	Kidd/ Turek
	Mar. 20, 2003	@ CLB	L-4-3	Wright	Kidd/ Denis
	Mar. 22, 2003	vs. BUF	W-3-2	McCabe	Belfour/ Norenen
	Mar. 29, 2003	vs. WSH	W-4-3	Sundin	Belfour/ Charpentier
	Apr. 1, 2003	@ NJ	W-3-2	Kaberle	Belfour/ Brodeur
2003-04	Oct. 27, 2003	vs. ATL	L-2-3	Savard	Belfour/ Nurminen
	Nov. 18, 2003	@ CGY	L-2-3	Lydman	Belfour/ McLennan
	Dec. 9, 2003	vs. StL	L-2-3	Pronger	Belfour/ Osgood
	Dec. 26, 2003	@ NYR	W-6-5	Sundin	Belfour/ Markannen
	Feb. 5, 2004	@ OTT	W-5-4	Nolan	Kidd/Lalime
	Feb. 19, 2004	@ CAR	W-2-1	Tucker	Tellqvist/ Weekes
	Mar. 15, 2004	@ BUF	W-6-5	Kaberle	Kidd/ Biron
	Did not play due to work stoppage				
2005-06	Oct. 20, 2005	vs. CAR	W 5-4	KLEE	Belfour / Ward
	Nov. 12, 2005	@ MTL	W 5-4	O'NEILL	Belfour / Theodore
	Nov. 26, 2005	vs. MTL	W 4-3	SUNDIN	Belfour / Theodore
	Dec. 27, 2005	@ PIT	W 3-2	KABERLE	Tellqvist / Fleury
	Jan. 2, 2006	vs. PIT	W 3-2	MCCABE	Belfour / Thibault
	Jan. 28, 2006	vs. MTL	L 3-4	Koivu	Tellqvist / Theodore
	Apr. 11, 2006	vs. FLA	W 6-5	KABERLE	Aubin / McLennan
	Apr. 13, 2006	@ NYI	W 4-3	STAJAN	Aubin / Snow
	*Eric Lindros, Mats Sundin and Darcy Tucker each earned shootout game-deciding shootout goals in 2005-06.				
2006-07	Oct. 14, 2006	vs. CGY	W-5-4	SUNDIN	Raycroft/ Kiprusoff
	Oct. 28, 2006	@ MTL	W-5-4	WELLWOOD	Aubin/ Aebischer
	Nov. 16, 2006	@ BOS	L-1-2	Bergeron	Aubin/ Thomas
	Dec. 30, 2006	vs. OTT	L-2-3	Phillips	Raycroft/ Emery
	Feb. 10, 2007	vs. PIT	L-5-6	Staal	Raycroft/ Fleury
	Mar. 10, 2007	vs. OTT	W-4-3	TUCKER	Raycroft/ Emery
	Mar. 29, 2007	@ ATL	L-2-3	Kozlov	Raycroft/ Hedberg
	Mar. 31, 2007	vs. PIT	W-5-4	KABERLE	Raycroft/ Thibault, Fleury
	Apr. 3, 2007	vs. PHI	W-3-2	MCCABE	Raycroft/ Biron
	*Mats Sundin, John Pohl and Jeff O'Neill each earned shootout game-deciding shootout goals in 2006-07.				
2007-08	Oct. 3, 2007	vs. OTT	3-4 L	Heatley	Raycroft/ Gerber
	Oct. 6, 2007	vs. MTL	4-3 W	KABERLE	Toskala/ Huet
	Oct. 15, 2007	at BUF	4-5 L	Gaustad	Raycroft/ Thibault
	Nov. 13, 2007	vs. MTL	3-4 L	Komisarek	Raycroft/ Price
	Dec. 18, 2007	@ CAR	2-3 L	Walker	Toskala/ Graham
	Dec. 22, 2007	@ FLA	2-1 W	KUBINA	Toskala/ Vokoun
	Dec. 26, 2007	@ NYI	3-4 L	Comrie	Raycroft/DiPietro,Dubielewicz(W)
	Jan. 31, 2008	@ CAR	2-3 L	Brind'Amour	Toskala/ Ward
	Feb. 9, 2008	vs. DET	3-2 W	ANTROPOV	Toskala/ Hasek
	Feb. 16, 2008	vs. BOS	4-3 W	TUCKER	Toskala/ Thomas
	Feb. 29, 2008	@ TB	2-3 L	Boyle	Toskala/ Smith
	Mar. 11, 2008	vs. PHI	4-3 W	KUBINA	Toskala/ Biron
	*Mats Sundin (2) and Tomas Kaberle each scored game-deciding shootout goals in 2007-08.				
2008-09	Nov. 4, 2008	vs. CAR	4-5 L	Wallin	Toskala/ Ward
	Nov. 22, 2008	vs. CHI	4-5 L	Bolland	Toskala/ Khabibulin
	Dec. 30, 2008	vs. ATL	4-3 W	KUBINA	Joseph/ Hedberg
	Jan. 16, 2009	@ ATL	3-4 L	Peverley	Toskala/ Lehtonen
	Feb. 3, 2009	vs. FLA	3-4 L	McCabe	Toskala/ Anderson
	Feb. 10, 2009	@ FLA	4-5 L	Zednik	Toskala/ Vokoun
	Feb. 22, 2009	@ NYR	3-2 W	HAGMAN	Toskala/ Lundqvist
	Feb. 28, 2009	@ OTT	4-3 W	KUBINA	Joseph/ Elliott
	Mar. 3, 2009	vs. NJD	2-3 L	Oduya	Toskala/ Brodeur
	Mar. 10, 2009	vs. NYI	3-2 W	GRABOVSKI	Gerber/ MacDonald
*Niklas Hagman, Jason Blake, Nikolai Kulemin, Tim Stapleton, John Mitchell and Jeff Hamilton each scored game-deciding shootout goals in 2008-09.					

## GAME-BY-GAME OVERTIME RESULTS

2009-10:	Oct. 1, 2009	vs. MTL	3-4 L	Gorges	Toskala/Price
	Oct. 28, 2009	@ DAL	3-4 L	Neal	Gustavsson/Turco
	Oct. 30, 2009	@ BUF	2-3 L	Connolly	Gustavsson/Miller
	Nov. 3, 2009	TBL	1-2 L	Malone	Gustavsson/Niittymaki
	Nov. 23, 2009	NYI	3-4 L	Bailey	Toskala,Gustavsson(OTL)/Roloson
	Dec. 21, 2009	BUF	2-3 L	Roy	Gustavsson/Miller
	Dec. 26, 2009	@ MTL	2-3 L	A. Kostitsyn	Gustavsson/Halak
	Jan. 21, 2010	@ TBL	2-3 L	St. Louis	Gustavsson/Niittymaki
	Jan. 29, 2010	@ NJD	4-5 L	Zajac	Gustavsson,Toskala(OTL)/Brodeur
	Mar. 9, 2010	BOS	4-3 W	KULEMIN	Gustavsson/Thomas
	Mar. 11, 2010	TBL	4-3 W	KESSEL	Giguere/Smith
	Mar. 25, 2010	@ ATL	2-1 W	GRABOVSKI	Gustavsson/Pavelec
	Mar. 27, 2010	NYR	3-2 W	KULEMIN	Gustavsson/Lundqvist
	Apr. 3, 2010	BOS	1-2 L	Satan	Gustavsson/Rask
	Apr. 10, 2010	MTL	4-3 W	PHANEUF	Giguere/Halak
	**Phil Kessel (2), Nikolai Kulemin and John Mitchell each scored game-deciding shootout goals in 2009-10.				
2010-11:	Oct. 15, 2010	@ NYR	4-3 W	KESSEL	Giguere/Lundqvist
	Oct. 18, 2010	NYI	1-2 L	Tavares	Giguere/Roloson
	Nov. 30, 2010	TBL	3-4 L	Gagne	Gustavsson/Ellis
	Feb. 10, 2011	NJD	1-2 L	Kovalchuk	Reimer/Hedberg
	Feb. 27, 2011	@ ATL	2-3 L	Hainsey	Reimer,Giguere(OT)/Mason
	Mar. 2, 2011	PIT	3-2 W	GRABOVSKI	Reimer/Fleury
	Mar. 8, 2011	@ NYI	3-4 L	Comeau	Reimer/Montoya
	**Colby Armstrong, Tyler Bozak, Mikhail Grabovski, Phil Kessel and Nazem Kadri each scored game-deciding shootout goals in 2010-11.				



Mikhail Grabovski



## WINS WITH 10 OR MORE GOALS

DATE	SCORE	OPPONENT
December 22, 1917	11-4	vs. Ottawa Senators
January 21, 1919	11-3	vs. Montreal Canadiens
March 6, 1920	11-2	vs. Quebec Bulldogs
March 13, 1920	11-4	vs. Montreal Canadiens
January 26, 1921	10-3	vs. Hamilton Tigers
February 5, 1921	10-6	vs. Montreal Canadiens
December 22, 1924	10-1	at Boston Bruins
January 19, 1932	11-3	vs. New York Americans
March 19, 1932	11-3	vs. Chicago Blackhawks
March 5, 1935	10-3	at Montreal Canadiens
December 4, 1943	11-4	vs. New York Rangers
January 8, 1944	12-3	vs. Boston Bruins
February 19, 1944	10-4	vs. Boston Bruins
March 18, 1944	10-2	vs. Boston Bruins
October 29, 1944	11-5	at Chicago Blackhawks
March 17, 1946	11-7	at Detroit Red Wings
November 30, 1946	11-0	vs. Chicago Blackhawks
January 8, 1947	10-4	vs. Chicago Blackhawks
March 8, 1947	12-4	vs. Chicago Blackhawks
December 6, 1947	12-5	vs. Chicago Blackhawks
March 16, 1957	14-1	vs. New York Rangers
December 5, 1964	10-2	vs. Detroit Red Wings
March 21, 1965	10-1	at New York Rangers
January 2, 1971	13-0	vs. Detroit Red Wings
November 25, 1972	11-0	vs. California Golden Seals
February 7, 1976	11-4	vs. Boston Bruins
February 12, 1977	10-0	vs. Washington Capitals
February 20, 1977	10-8	at Chicago Blackhawks
October 14, 1978	10-7	vs. New York Islanders
October 15, 1983	10-8	vs. Chicago Blackhawks
December 4, 1985	10-7	vs. New Jersey Devils
January 8, 1986	11-9	vs. Edmonton Oilers
February 17, 1989	10-6	at New York Rangers
November 12, 1998	10-3	at Chicago Blackhawks
January 4, 2007	10-2	at Boston Bruins

## LARGEST MARGINS OF DEFEAT (SINCE 1981)

DATE	SCORE	OPPONENT	DATE	SCORE	OPPONENT
March 19, 1981	14-4	at Buffalo Sabres	October 11, 1989	7-1	vs. Buffalo Sabres
December 11, 1981	11-2	at Washington Capitals	November 24, 1989	6-0	at Boston Bruins
January 15, 1982	8-2	at Buffalo Sabres	February 22, 1990	12-2	at Calgary Flames
January 25, 1982	9-2	vs. Minnesota North Stars	March 14, 1990	8-2	vs. New York Rangers
February 7, 1982	8-2	at Calgary Flames	October 4, 1990	7-1	at Winnipeg Jets
March 4, 1982	10-1	at New York Islanders	October 10, 1990	8-3	vs. St. Louis Blues
March 13, 1982	10-2	vs. Winnipeg Jets	November 16, 1990	7-1	vs. Philadelphia Flyers
March 20, 1982	7-0	at Winnipeg Jets	January 10, 1991	7-2	at Chicago Blackhawks
April 4, 1982	7-1	at Philadelphia Flyers	January 14, 1991	9-3	vs. Buffalo Sabres
October 19, 1983	8-1	vs. Quebec Nordiques	February 21, 1991	11-4	at Pittsburgh Penguins
November 4, 1983	8-2	at Winnipeg Jets	November 9, 1991	6-1	vs. Calgary Flames
December 23, 1983	9-2	at Detroit Red Wings	November 12, 1991	7-0	at Minnesota North Stars
January 28, 1984	8-0	vs. Washington Capitals	December 26, 1991	12-1	at Pittsburgh Penguins
February 5, 1984	7-0	at Philadelphia Flyers	February 18, 1992	7-1	at Pittsburgh Penguins
February 18, 1984	8-2	vs. Hartford Whalers	October 30, 1992	7-1	at Detroit Red Wings
October 20, 1984	12-3	vs. Quebec Nordiques	December 1, 1992	8-3	at New Jersey Devils
November 3, 1984	7-0	at Los Angeles Kings	December 6, 1992	6-0	at New York Rangers
November 21, 1984	7-1	at Minnesota North Stars	May 3, 1995	6-1	at Anaheim Mighty Ducks
November 27, 1984	7-1	vs. Edmonton Oilers	October 7, 1995	8-3	at Pittsburgh Penguins
December 26, 1984	6-0	at Buffalo Sabres	October 24, 1995	6-1	at Florida Panthers
February 19, 1985	9-4	vs. Edmonton Oilers	October 17, 1996	6-1	at St. Louis Blues
March 30, 1985	9-3	vs. Detroit Red Wings	November 15, 1997	5-0	at Pittsburgh Penguins
November 3, 1985	7-1	at Edmonton Oilers	December 27, 1997	8-1	vs. Detroit Red Wings
November 27, 1985	7-1	at Pittsburgh Penguins	January 28, 1999	6-0	at Pittsburgh Penguins
January 15, 1986	10-1	at St. Louis Blues	January 1, 2000	8-1	at Buffalo Sabres
January 28, 1986	9-2	at New York Islanders	December 27, 2000	5-0	at Pittsburgh Penguins
April 5, 1986	7-1	at Hartford Whalers	January 25, 2002	6-1	at Vancouver Canucks
October 22, 1986	7-1	vs. Quebec Nordiques	February 27, 2003	7-2	at Detroit Red Wings
December 12, 1986	8-3	at Pittsburgh Penguins	November 1, 2003	7-1	vs. Philadelphia Flyers
October 21, 1987	10-3	at Montreal Canadiens	January 8, 2004	7-1	vs. Ottawa Senators
February 18, 1987	9-2	at Edmonton Oilers	March 23, 2004	7-2	vs. Tampa Bay Lightning
February 20, 1987	7-2	at Calgary Flames	October 29, 2005	8-0	vs. Ottawa Senators
March 13, 1987	10-2	at Washington Capitals	December 17, 2005	8-2	at Ottawa Senators
March 21, 1987	9-4	at Montreal Canadiens	January 21, 2006	7-0	at Ottawa Senators
January 25, 1988	11-3	vs. Calgary Flames	April 16, 2006	6-0	at Buffalo Sabres
March 5, 1988	10-1	vs. Winnipeg Jets	October 26, 2006	7-2	at Ottawa Senators
March 24, 1988	7-1	at Calgary Flames	November 30, 2006	5-0	at Atlanta Thrashers
November 19, 1988	9-1	at Edmonton Oilers	January 13, 2007	6-1	vs. Vancouver Canucks
December 1, 1988	9-3	at Los Angeles Kings	January 20, 2007	8-2	at Pittsburgh Penguins
December 14, 1988	8-2	vs. Edmonton Oilers	February 27, 2007	6-1	vs. Buffalo Sabres
December 17, 1988	7-1	vs. Philadelphia Flyers	October 9, 2007	7-1	vs. Carolina Hurricanes
January 27, 1989	8-1	at Detroit Red Wings	October 29, 2007	7-1	vs. Washington Capitals
January 30, 1989	7-1	at Chicago Blackhawks	February 5, 2008	8-0	vs. Florida Panthers
February 13, 1989	8-1	at New Jersey Devils	April 3, 2008	8-2	vs. Ottawa Senators
March 18, 1989	10-2	vs. Winnipeg Jets	December 23, 2008	8-2	vs. Dallas Stars
			January 19, 2011	7-0	at New York Rangers

## TEAM STREAKS & RECORDS FOR TORONTO FRANCHISE

Season	Highest Victory	Margins Defeat	Most Goals, 1 Game For Against	Game Total	Record		Hat Tricks	Overall Team Streaks			Home Team Streaks			Road Team Streaks		
					1st 10 Games	Last 10 Games		Wins	Undef.	Losing	Wins	Undef.	Losing	Wins	Undef.	Losing
2010-11	6	5(3)	7	12	5-4-1	6-3-1	0	4	9	3(4)	8	4	4(2)	5	7	5(2)
2009-10	5	5(3)	6	11	1-7-2	4-4-2	1	3(2)	7	7	5	5	4	6	4	5
2008-09	4(3)	6	8(3)	11	1-7-2	4-4-2	2	4	8	5	5	5(2)	3	4	4	4
2007-08	7	8	8(2)	10(4)	3-3-3	5-5-0	2	4	8	5	5	5	3	2(2)	4	4
2006-07	8	6	10	8	4-3-3	4-5-1	1	4	4	5	5	5	3	2(2)	5	6
2005-06	8	8	13	13	6-3-1	6-3-1	4	5	5(3)	3(3)	7	9	3(2)	3(4)	4(2)	2(3)
2004-05*	8	9	8	15	5-3-2	7-2-1	2	6	6	8	8	6	6	3(3)	2(5)	7
2004-05*	0	0	0	0	0-0-0	0-0-0	0	0	0	0	0	0	0	0	0	0
2003-04	6(2)	6(2)	7(3)	12	4-3-2-1	7-2-1-0	0	8	8	3(2)	5	5	6	2(3)	6	3
2002-03	6(3)	5	6(4)	7	3-6-1-0	5-2-2-1	2	5(2)	5(4)	3(4)	4(2)	8	13	3	2(2)	7
2001-02	6	4	7(2)	6	5-3-1-1	6-2-2-0	1	5	6	6	3(2)	5	5	4	4	4(2)
2000-01	6(3)	5	8	6(3)	6-4-0-0	5-5-0-0	1	3(3)	6	4	6	6	5(2)	5	5	4
1999-00	6	6	10	8	6-3-1-0	5-5-0-0	1	6	6(2)	4	6	6	6(2)	3(2)	4	4
1998-99	8	7	7	7	5-4-1	6-2-2	5	3(6)	7	3	3(3)	7	7	2(4)	4	4
1997-98	5	7	7	8	10-3-1	4-6-0	2	3(3)	3	4(2)	6	2(5)	3	4	4	3
1996-97	4(4)	5	7(2)	11(5)	4-6-0	4-4-2	2	3(3)	5	7	7	4	5	4(2)	2	4
1995-96	5(3)	5(2)	8	11(3)	4-5-1	6-4-0	1	3	6	8	10	4	4(2)	2	2(3)	5
1994-95	4(2)	5	7	6(3)	4-4-2	5-4-1	1	2(5)	3	3	4	4	4	2	3	2(5)
1993-94	7	4(2)	7(3)	7	10-0-0	4-6-0	4	10	11	4	7	7	6	2(3)	6	3
1992-93	7	8	11(4)	5	5-4-1	4-6-0	0	5	10	3(2)	4	5	8	7	8	6
1991-92	5	11	8	12	5-2	5-5-0	4	4(2)	4(3)	7	7(3)	6	6(2)	4	5	7
1990-91	4(3)	7	11	15	1-8-1	4-4-2	0	2(5)	4	6	10	2(4)	5	5	2	10
1989-90	6	10	8(5)	12	14-4-0	3-6-1	7	5	5	4(2)	6	6(2)	5	5	2(3)	4
1988-89	4(3)	8(2)	10	10	6-3-1	4-6-0	6	3	6	6(2)	15	3(2)	3(2)	4	5(2)	6
1987-88	6	9	7(5)	11	6-4-0	2-8-0	1	5	8	8	6	6	4	11	2	11(2)
1986-87	6	8	8(3)	10	5-2-3	4-6-0	5	4	5(2)	6	6	4	4(3)	3	2(2)	5
1985-86	6	9	11	10	1-3-0	2-7-1	9	3	3(3)	9	13	4	6	8	1(9)	5
1984-85	5(3)	9	7	12	3-6-1	3-6-1	4	3	4	6	10(2)	2(3)	7	10	2(2)	3(2)
1983-84	5(2)	8	10	11	5-4-1	3-6-1	6	4	4	6(2)	7	3	4(2)	7	3	10
1982-83	6(3)	5(2)	8(2)	9	13-2-1	5-5-0	4	6	7	6	10	5	6(2)	4	3	3
1981-82	6	9(2)	9(3)	11	3-5-2	3-7-0	8	2(3)	5	6	9	4	5	8	2	12
1980-81	4(4)	10	9(2)	14	6-3-1	4-3-3	7	6	6	5(2)	7(2)	3(2)	3(4)	4(2)	6	6
1979-80	8	10	9(3)	10	4-5-1	5-5-0	6	4	5(2)	4(3)	6	3	4	3(2)	3	4
1978-79	6	5(2)	10	7(3)	4-5-1	4-4-2	6	5	6	5(2)	7	4	5(2)	3	6	7
1977-78	6(2)	5	7	13	6-2-2	2-8-0	3	6	7(2)	5	6	5(2)	7	3(2)	4(2)	5
1976-77	10	5(4)	10(2)	9	2-5-3	2-4-4	5	4	6	4	7(2)	5	6	3(2)	4	5
1975-76	8	7	11	9	5-4-1	3-6-1	4	4	6	3	10	5	8	2(3)	4	3
1974-75	7	8(2)	9	15	3-4-3	3-4-3	8	7	9	4(2)	6(2)	5	7(2)	4	5	5
1973-74	7(2)	4(2)	9	7(2)	5-3-2	4-3-3	3	3(5)	7	3	5	5	9	2(2)	4	3
1972-73	11	10	11	10	3-6-1	3-6-1	1	3	4(2)	5(2)	3	3	7(2)	4	2	2(3)
1971-72	7	7	8	10	3-2-5	4-3-3	6	6	7(2)	8	8	7	7	2(2)	3	3
1970-71	13	8	13	9	3-7-0	3-5-2	3	7	8	4(2)	4(2)	7	14	2(2)	2(3)	5
1969-70	7	9	8	13	4-4-2	2-7-1	1	2(5)	5	5	7	6	2(4)	5	4	4
1968-69	5	8	11	14	5-4-1	3-4-3	3	4	8	4	6	3(3)	6	2(2)	5	3
1967-68	7(2)	5	9	7	6-4-0	6-4-0	2	4	7	9	11	8	12	4	5	3
1966-67	6	6	9	7	3-2-5	6-4-0	2	7	9	10	11	8	12	4	5	3
1965-66	6(3)	9	8	9	3-2-4	4-4-2	4	5(2)	10	7	4	6	3	3	3	4
1964-65	9	4	10(2)	6	4-2-4	4-5-1	1	3(4)	7	4(2)	5(2)	3	3(2)	2(4)	4	5
1963-64	5	11	7	11	6-4-0	6-2-2	0	4	6	3	4(2)	6	10	3	4	2
1962-63	6(2)	7	8(2)	7	4-5-1	5-2-3	2	5(2)	10	3	4	6	12	3	3(2)	3

\*Did not play due to work stoppage

## TEAM STREAKS & RECORDS FOR TORONTO FRANCHISE

Season	Highest Margins Victory Defeat	Most Goals, 1 Game For Against	1st 10 Games	Record Last 10 Games	Hat Tricks	Overall Team Streaks			Home Team Streaks			Road Team Streaks						
						Wins	Undef.	Losing	Wins	Undef.	Losing	Wins	Undef.	Losing				
1961/62	8	6	9	7	12	7-2-1	4-3-3	3	5	9	2(4)	5	7	13	1(5)	2(3)	5	4(2)
1960/61	6	5	8	6(2)	12	4-4-2	5-2-3	4	5	8	2(2)	5	5	8	1(6)	3	7	3
1959/60	6	6(2)	7	9	13	5-3-2	6-3-1	0	4	6	5	4	9	2(2)	2(4)	3(2)	4(2)	5
1958/59	5	5(2)	6(3)	7(2)	12	3-7-0	7-3-0	1	5	6	3(2)	9	2(5)	5	2(2)	4	5	6
1957/58	7(2)	9	9	12	3-6-1	1-8-1	7-0	5	3	5	8	9	2(2)	7	3(2)	6	2(2)	4
1956/57	13	4(3)	14	8	15	4-2-4	3-5-2	3	3	7	3(6)	9	2(3)	4	3	9	1(9)	5
1955/56	5(2)	7	7	8	11(2)	4-5-1	4-3-3	0	4	5	6	7(2)	4	7	3	3(2)	2	3
1954/55	6	5	8	11	3-3-4	1-5-4	3-5-2	2	7	9	3	8(2)	4	5	11(0)	6	5	6
1953/54	6	5(2)	7	10	4-4-2	3-5-2	3-5-2	0	4	8	3	4	9	18	2	3	2	3
1952/53	5	4(4)	7	6(2)	12	6-3-1	4-5-1	1	4(2)	5	5	7	3(2)	7	2(2)	8	2(3)	4
1951/52	6	5(2)	8	7	10	4-4-2	4-5-1	1	3(2)	6	3	6	4	10	2	5	2	7
1950/51	7(2)	3	8	5	9(3)	7-1-2	8-2-0	1	6	11	2(3)	4	5	6	2(2)	4	4	8
1949/50	8	6(2)	9	8	12	5-2-3	3-5-2	1	6	7	4	7(2)	7	11	2	6	4(2)	6
1948/49	6	5(3)	7	6(3)	9(2)	3-5-2	3-6-1	1	2(5)	6	3(2)	8	3(2)	4	7	2	3	4
1947/48	7	5	12	7(2)	17	5-3-2	6-4-0	3	4(5)	4	10	2(3)	6	14	1(3)	2	2(4)	9
1946/47	11	6	12	8	16	6-1-3	5-3-2	4	6	6(2)	3	6	5	5	2(2)	2(2)	4	6
1945/46	6	6	11	8	18	1-8-1	5-4-1	7	4	5	5(2)	6	3	3	4	2	3	4
1944/45	7(2)	5	11	8	16	8-2-0	5-3-2	5	6	6	4	7	3(2)	4	3	5	3(3)	4
1943/44	9	5(2)	12	8(3)	15(2)	4-4-2	4-5-1	8	3(2)	3(2)	3	4	4	4	3	5	3(3)	4
1942/43	8(2)	5	9	6	14	6-4-0	3-4-3	1	3	5	2(6)	5	5	8	2(2)	3	3	3
1941/42	6(2)	5	8(3)	7(2)	14	8-2-0	4-6-0	2	6	6	2(4)	3(2)	7	7	2	3	2	4
1940/41	6	3(5)	9	8	13	8-2-0	4-4-2	1	8	8	2(4)	4(2)	4	6	1(5)	2	7	4
1939/40	6	5	8(2)	6(2)	14	6-2-2	6-3-1	2	3(2)	6	3	3(4)	4	11	2	3	2(2)	4
1938/39	6	6	9	8	13	4-4-2	5-3-2	3	4	5	3	6	4	7	2(2)	3	2	4
1937/38	5(3)	8	8	9	13	5-2-3	5-4-1	3	3(2)	6	2(3)	3(2)	4	6	3	3	3	3
1936/37	5	4(2)	7	6	11	4-5-1	6-2-2	4	3(3)	4(2)	3	5	6	6	2(3)	2(4)	4	4
1935/36	7	4(3)	9	7	12	6-3-1	5-3-2	4	3(2)	5	3(2)	5	7	10	1(4)	2(3)	2	7
1934/35	8	6	9	7	10	9-1-0	8-2-0	5	8	8	3	4	5	5	2	4	3	3
1933/34	8	6	9	7	13	8-1-1	5-5-0	5	5	6	2	4	7	18	1(2)	12	3	7
1932/33	6	7	7(3)	9(2)	13	5-3-2	3-6-1	1	4(2)	4(2)	3	4	8	8	1(4)	3	4	3
1931/32	8(2)	7	11(2)	8	14(2)	3-4-3	6-3-1	2	3(2)	5	2	5	8	8	2	2	2	3
1930/31	6	9	10	15	5-3-2	5-2-3	5-2-3	5	3	5(3)	3	3(2)	8	9	2	2	4	3
1929/30	6(2)	7	7	10	3-6-1	3-5-2	3-5-2	2	3(3)	6	4	6	6	6	2	2	3	5
1928/29	5	4	5	6	9	5-5-0	5-3-2	1	3(2)	6	3	7	4	7	1(5)	5	2	3
1927/28	5	8	6(2)	9	12	4-4-2	3-4-3	1	4	4	3	7	4	5	1(8)	5	2	3
1926/27	6	4(4)	6(2)	5(3)	8	2-7-1	5-4-1	n/a	2	3	4	6	2	2	2	2	2	2
1925/26	4(2)	5(2)	6	7(2)	11	2-7-1	3-6-1	n/a	2	3	4	5	6	6	2	2	1	10
1924/25	9	7(2)	10	10	13	4-6-0	8-2-0	n/a	9	9	9	9	9	5	5	4	3	2
1923/24	3	5(2)	5(2)	8	12	5-5-0	3-7-0	n/a	3	3	4	2	4	2	2	1	1	2
1922/23	5(2)	6	9	9	15	4-5-1	7-3-0	n/a	3	3	2	3	7	7	2	1	1	3
1921/22	4	5(2)	8	9	15	5-5-0	5-4-1	n/a	3	3	3	3	4	4	1	1	1	3
1920/21	7	7	10(2)	9	16	5-5-0	8-2-0	n/a	5	5	3	3	4	4	1	1	1	4
1919/20	9	7(2)	11(2)	14	21	5-5-0	6-4-0	n/a	4	4	4	3	8	3	2	2	2	2
1918/19	8	10	11	13	17	3-7-0	3-7-0	n/a	4	2	3	3	8	2	1	0	4	6
1917/18	7	9(2)	11	11	18	5-5-0	6-4-0	n/a	4	4	2	3	7	1	1	2	0	9
1916/17	7	9(2)	11	11	18	5-5-0	6-4-0	n/a	4	4	2	3	7	1	1	2	2	4

Numbers in parentheses indicate the number of times the yearly high was reached that season.  
Team records are shown as white on black based only on Maple Leaf franchise (since 1927/28).

Toronto Arenas (1917-1919)  
Toronto St. Patricks (1919-1927)

## POSTPONED GAMES SINCE 1951-52/ NEW YEAR'S DAY RECORD

### LEAFS POSTPONED GAMES SINCE 1951-52

SEASON	ORIGINAL DATE	TEAMS	NEW DATE	REASON
1951-52	Feb. 6	NY Rangers @ Toronto	Feb. 19	Death of King George VI
1971-72	Oct. 13	Detroit @ Toronto	Nov. 1	Death of Stafford Smythe
1974-75	Dec. 1	Toronto @ Detroit	Feb. 9	Weather
1976-77	Feb. 7	Toronto @ Buffalo	Feb. 14	Weather
1978-79	Jan. 14	Toronto @ Chicago	Feb. 12	Weather
1981-82	Dec. 6	Toronto @ Boston	Jan. 6	Weather

### LEAFS NEW YEAR'S DAY RECORD

Year	Opponent	Score
1926	vs. Ottawa Senators	3-0 W
1927	vs. Montreal Maroons	0-3 L
1929	vs. New York Rangers	2-3 L
1930	vs. Montreal Maroons	5-3 W
1931	vs. New York Americans	2-0 W
1933	at Detroit Red Wings	2-2 T
1934	at Chicago Blackhawks	2-1 W
1935	vs. Detroit Red Wings	0-1 L
1938	vs. Montreal Canadiens	6-4 W
1939	at New York Americans	1-5 L
1942	at New York Rangers	3-3 T
1944	at Boston Bruins	5-2 W
1946	at Chicago Blackhawks	1-3 L
1947	vs. Detroit Red Wings	2-1 W
1948	vs. Montreal Canadiens	2-1 W
1949	vs. Montreal Canadiens	5-3 W
1950	at Detroit Red Wings	0-5 L
1953	at Boston Bruins	1-5 L
1955	vs. Chicago Blackhawks	2-2 T
1961	at New York Rangers	4-1 W
1963	at Boston Bruins	0-3 L
1965	at Boston Bruins	0-3 L
1966	vs. Boston Bruins	6-3 W
1967	at New York Rangers	2-1 W
1969	vs. Oakland Seals	7-3 W
1972	vs. Montreal Canadiens	5-2 W
1975	vs. California Golden Seals	3-3 T
1976	vs. California Golden Seals	5-1 W
1977	vs. Washington Capitals	3-1 W
1983	vs. Hartford Whalers	7-5 W
1986	vs. Montreal Canadiens	3-2 W
1989	at Chicago Blackhawks	3-3 T
1994	vs. Los Angeles Kings	4-7 L
1996	at Dallas Stars	1-0 W
1998	at Chicago Blackhawks	3-3 T
2000	at Buffalo Sabres	1-8 L
2004	at Boston Bruins	2-3 L
2007	vs. Boston Bruins	5-1 W
2008	vs. Tampa Bay Lightning	4-3 W (SO)
2009	vs. Buffalo Sabres	1-4 L
2011	at Ottawa Senators	5-1 W

**All-Time Record:** 22-13-6  
**Home Record:** 16-5-2  
**Road Record:** 6-8-4

## ALL-TIME PLAYER TRANSACTIONS

### 1926-27 Season Through 2010

<b>Acquired:</b>	
<b>1926</b>	<b>Harold Henderson</b> from Detroit for Pete Bellefeuille (Dec.)
<b>1928</b>	<b>Lorne Chabot</b> and <b>Alex Gray</b> from NY Rangers for Butch Keeling and John Roach
<b>1928</b>	<b>Eddie Rodden</b> from Chicago for Bert McCaffery to Pittsburgh; (Ty Arbour from Pittsburgh to Chicago) (Dec.)

### 1930s

<b>Acquired:</b>	
<b>1930</b>	<b>Frank Nighbor</b> from Ottawa for Dan Cox (Jan.)
<b>1930</b>	<b>King Clancy</b> from Ottawa for Art Smith, Eric Pettinger and \$35,000 (Oct. 10)
<b>1933</b>	<b>George Hainsworth</b> from Montreal for Lorne Chabot
<b>1938</b>	<b>Doc Rommes</b> from Chicago for Bill Thoms (Dec.)
<b>1939</b>	<b>David "Sweeney" Schriner</b> from NY Americans for Murray Armstrong, Buzz Boll, Harvey "Busher" Jackson and Doc Rommes

### 1940s

<b>Acquired:</b>	
<b>1942</b>	<b>Babe Pratt</b> from NY Rangers for Dudley Ganett and Hank Goldup
<b>1943</b>	<b>Ted Kennedy</b> from Montreal for rights to Frankie Eddolls (Feb. 28)
<b>1946</b>	<b>Harry Watson</b> from Detroit for Billy Taylor
<b>1947</b>	<b>Max Bentley</b> and <b>Cy Thomas</b> from Chicago for Gus Bodnar, Ernie Dickens, Bob Goldham, Bud Poile and Gaye Stewart (Nov. 2)
<b>1948</b>	<b>Cal Gardner</b> and <b>Bill Juzda</b> from NY Rangers for Wally Stanowski and Rene Trudel

### 1950s

<b>Acquired:</b>	
<b>1950</b>	<b>Leo Boivin</b> , <b>Fern Flaman</b> , <b>Phil Maloney</b> and <b>Ken Smith</b> from Boston for Bill Ezinicki and Vic Lynn (Nov. 16)
<b>1952</b>	<b>Jim Morrison</b> from Boston for Fleming MacKell (Jan. 9)
<b>1952</b>	<b>Harry Lumley</b> from Chicago for Cal Gardner, Roy Hannigan, Gus Mortson and Al Rollins (Sept. 11)
<b>1953</b>	Max Bentley purchased from Toronto by NY Rangers
<b>1954</b>	<b>Dave Creighton</b> from Boston for Fern Flaman (Jul. 20)
<b>1954</b>	<b>Jack Price</b> from Chicago for Ray Timgren (Oct. 4)
<b>1954</b>	<b>Joe Klukay</b> from Boston for Leo Boivin (Nov. 9)
<b>1958</b>	<b>Allan Stanley</b> from Boston for Jim Morrison (Oct. 8)
<b>1959</b>	<b>Frank Roggeveen</b> and <b>Johnny Wilson</b> from Detroit for Barry Cullen (Jun. 9)

### 1960s

<b>Acquired:</b>	
<b>1960</b>	<b>Red Kelly</b> from Detroit for Marc Reaume (Feb. 10)
<b>1960</b>	<b>Stan Smrke</b> from Montreal for Al MacNeil (Jun.)
<b>1960</b>	<b>Eddie Shack</b> from NY Rangers for Pat Hannigan and Johnny Wilson (Nov.)
<b>1961</b>	<b>Don Simmons</b> from Boston for Ed Chadwick (Jan. 31)
<b>1962</b>	<b>Kent Douglas</b> from Springfield (AHL) for Jim Wilcox, Roger Cote, Wally Boyer, Bill White and Don Mattussi (Jun.)
<b>1964</b>	<b>Andy Bathgate</b> and <b>Don McKenney</b> from NY Rangers for Arnie Brown, Bill Collins, Dick Duff, Bob Nevin and Rod Selling (Feb. 22)

<b>1964</b>	<b>Terry Sawchuk</b> claimed from Detroit (Jun. 10)
<b>1964</b>	<b>Ed Ehrenverth</b> and <b>Duane Rupp</b> from NY Rangers for Lou Angotti and Ed Lawson (Jun. 25)
<b>1965</b>	<b>Aut Erickson</b> , <b>Larry Jeffrey</b> , <b>Ed Joyal</b> , <b>Lowell MacDonald</b> and <b>Marcel Pronovost</b> from Detroit for Andy Bathgate, Bill Harris and Gary Janet (May 20)
<b>1965</b>	<b>Andy Heberton</b> , <b>Orland Kurtenbach</b> and <b>Pat Stapleton</b> from Boston for Ron Stewart (Jun. 8)
<b>1965</b>	<b>Bruce Gamble</b> , from Springfield (AHL) for Larry Johnston and Bill Smith (Sept.)
<b>1967</b>	<b>Murray Oliver</b> and cash from Boston for Eddie Shack (May 15)
<b>1967</b>	<b>Bryan Hextall</b> and <b>J.P. Parise</b> from Oakland for Gerry Ehman (Oct. 3)
<b>1968</b>	<b>Paul Henderson</b> , <b>Floyd Smith</b> and <b>Norm Ullman</b> from Detroit for Frank Mahovlich, Peter Stelmowski, Garry Unger and the rights to Carl Brewer (Mar. 3)
<b>1968</b>	<b>Pat Quinn</b> purchased from St. Louis (Mar. 25)
<b>1968</b>	<b>Pierre Pilote</b> from Chicago for Jim Pappin (May 23)
<b>1969</b>	<b>Forbes Kennedy</b> and <b>Brit Selby</b> from Philadelphia for Mike Beyers and Gerry Meehan (Mar. 2)
<b>1969</b>	<b>Jim Harrison</b> from Boston for Wayne Carleton (Dec. 10)

### 1970s

<b>Acquired:</b>	
<b>1970</b>	<b>Guy Trottier</b> , <b>Denis Dupere</b> and <b>Jacques Plante</b> from NY Rangers for Tim Horton (Mar. 3)
<b>1970</b>	<b>Brian Conacher</b> and <b>Terry O'Malley</b> from Minnesota for Murray Oliver (May 22)
<b>1970</b>	<b>Garry Monahan</b> and <b>Brian Murphy</b> from Los Angeles for Bob Pulford (Sept. 3)
<b>1970</b>	<b>Bob Baun</b> from St. Louis for Brit Selby (Nov. 13)
<b>1971</b>	<b>Bernie Parent</b> and Philadelphia's 2nd Round Draft Choice in the 1971 Amateur Draft ( <b>Rick Kehoe</b> ) from Philadelphia for Bruce Gamble, Mike Walton and Toronto's 1st Round Choice in 1971 Amateur Draft (Pierre Plante) (Feb. 1)
<b>1972</b>	<b>Pierre Jarry</b> from NY Rangers for Jim Dorey (Feb. 20)
<b>1973</b>	1st Round Draft Choice in draft ( <b>Ian Turnbull</b> ) and future considerations ( <b>Ed Johnston</b> ) from Boston for Jacques Plante and Toronto's 1st Round choice in 1973 amateur draft (Doug Gibson) (Mar. 3)
<b>1973</b>	<b>Dunc Wilson</b> from Vancouver for Murray Heatley and Larry McIntyre (May 29)
<b>1973</b>	1st Round Amateur Draft Selection ( <b>Bob Neely</b> ) and ( <b>Doug Favell</b> ) from Philadelphia for 2nd Round Selection (Larry Goodenough) and the rights to Bernie Parent (Jul. 27)
<b>1973</b>	<b>Tim Ecclestone</b> from Detroit for Pierre Jarry (Nov. 29)
<b>1974</b>	<b>Bill Flett</b> from Philadelphia for Dave Fortier and Randy Osburn (May 27)
<b>1974</b>	<b>Gary Sabourin</b> from St. Louis for Ed Johnston (May 27)
<b>1974</b>	<b>Blaine Stoughton</b> and future considerations from Pittsburgh for Rick Kehoe (Sept. 13)
<b>1974</b>	<b>Dave Dunn</b> from Vancouver for John Grisdale and Garry Monahan (Oct. 16)
<b>1974</b>	<b>Rod Selling</b> from Washington for Willie Brossart and Tim Ecclestone (Nov. 2)
<b>1975</b>	<b>Wayne Thomas</b> from Montreal for 1st Round Selection in 1976 Amateur Draft (Peter Lee) (Jun. 17)
<b>1975</b>	<b>Stan Weir</b> from California for Gary Sabourin (Jun. 20)
<b>1975</b>	<b>Greg Hubick</b> from Montreal for Doug Jarvis (Jun. 26)



## ALL-TIME PLAYER TRANSACTIONS

- 1977** **Tracy Pratt** from Colorado for 3rd Round Draft Choice in 1977 Amateur Draft (Randy Pierce) (Mar. 8)
- 1977** 2nd Round Draft choice (**Bob Gladney**) from Chicago for the rights to Jim Harrison (Sept. 28)
- 1977** **Jerry Butler** from St. Louis for Inge Hammarstrom (Nov. 1)
- 1978** **Dan Maloney** and 2nd Round Draft Choice in 1980 Entry Draft (**Craig Muni**) from Detroit for Errol Thompson and Toronto's 1st Round Choice (Brent Peterson) and 2nd Round Choice (Al Jensen) in 1978 Amateur Draft and 1st Round Choice in 1980 Entry Draft (Mike Blaisdell) (Mar. 13)
- 1978** **Dave Burrows** from Pittsburgh for Randy Carlyle and George Ferguson (Jun. 14)
- 1978** **Dave Hutchinson** and **Lorne Stamler** from Los Angeles for Scott Garland, Brian Glennie, Kurt Walker, Toronto's 2nd Round Choice in the 1979 Entry Draft (Mark Hardy) (Jun. 14)
- 1978** **Paul Harrison** from Minnesota for 4th Round Choice in 1981 Entry Draft (Terry Tait) (Jun. 14)
- 1978** **Walt McEchnie** from Minnesota for 3rd Round Choice in the 1980 Entry Draft (Randy Veliscek) (Oct. 5)
- 1978** 2nd Round Draft Choice (**Gary Varemchuk**) from Colorado for Jack Valiquette (Oct. 19)
- 1979** **Paul Gardner** from Colorado for Don Ashby and Trevor Johansen (Mar. 13)
- 1979** **Reg Thomas** from Edmonton for 6th Round Draft Choice in 1981 Entry Draft (Steve Smith) (Dec. 13)
- 1979** **Dave Farrish** and **Terry Martin** from Quebec for Reg Thomas (Dec. 13)
- 1979** **Bob Stephenson** from Hartford for Pat Boutette (Dec. 24)
- 1979** **Pat Hickey** and **Wilf Paiement** from Colorado Rockies for Lanny McDonald and Joel Quenneville (Dec. 29)

## 1980s

## Acquired:

- 1980** **Pat Ribble** from Chicago for Dave Hutchinson (Jan. 10)
- 1980** **Mike Kaszycki** from Washington for Pat Ribble (Feb. 16)
- 1980** **Bill Derlago** and **Rick Vaive** from Vancouver for Jerry Butler and Dave "Tiger" Williams (Feb. 18)
- 1980** 3rd Round Choice in 1980 Entry Draft (**Fred Boimistruck**) from Colorado for Walt McEchnie (Mar. 3)
- 1980** **Dave Shand** and 3rd Round Draft Choice in 1980 Entry Draft (**Torrie Robertson** - Toronto transferred this choice to Washington from Calgary for 2nd Round Draft Choice in 1980 Entry Draft (Kevin LaVallee) (Jun. 10)
- 1980** **Tim Coulis**, **Robert Picard** and 2nd Round Draft Choice in 1980 Entry Draft (**Bob McGill**) from Washington for Mike Palmateer and Toronto's 3rd Round Choice in 1980 Entry Draft (Torrie Robertson) (Jun. 11)
- 1980** **Kim Davis** and **Paul Marshall** from Pittsburgh for Dave Burrows and Paul Gardner (Nov. 18)
- 1980** **Jim Rutherford** from Detroit for Mark Kirtan (Dec. 4)
- 1981** **Rene Robert** from Colorado for 3rd Round Choice in 1981 Entry Draft (Ulrich Hiemer) (Jan. 30)
- 1981** **Michel Laroque** from Montreal for Robert Picard (Mar. 10)
- 1981** 5th Round Draft Choice in the 1981 Entry Draft (**Barry Brigley**) from Los Angeles for Jim Rutherford (Mar. 10)
- 1981** **Ron Zanussi** and 3rd Round Draft Choice (**Ernie Godden**) from Minnesota for 2nd Round Draft Choice in 1981 Entry Draft (Dave Donnelly) (Mar. 10)

- 1981** **Don Luce** from Los Angeles for Bob Gladney and Toronto's 6th Round Choice in 1983 Entry Draft (Joel Billargeon) (Aug. 10)
- 1981** 5th Round Choice in 1982 Entry Draft (**Sylvain Charland**) from NY Rangers for Pat Hickey (Oct. 16)
- 1981** **John Gibson** and **Billy Harris** from Los Angeles for Ian Turnbull (Nov. 11)
- 1982** **Rich Costello**, 2nd Round Choice in 1982 Entry Draft (**Peter Ihnacak**) and future considerations (**Ken Strong**) from Philadelphia for Darryl Sittler (Jan. 20)
- 1982** 6th Round Choice in 1982 Entry Draft (**Craig Kales**) from Pittsburgh for Greg Hotham (Feb. 3)
- 1982** **Walt Poddubny** and **Phil Drouillard** from Edmonton for Laurie Boschman (Mar. 8)
- 1982** **Jim Korn** from Detroit for 4th Round Draft Choice in 1982 Entry Draft (Craig Cox) and 5th Round Choice in 1983 Entry Draft (Joey Kocur) (Mar. 8)
- 1982** **Miroslav Frycer** and 7th Round Draft Choice in 1982 Entry Draft (**Jeff Triano**) from Quebec for Wilf Paiement (Mar. 9)
- 1982** Future Considerations from Hartford for Paul Marshall (Oct. 5)
- 1982** **Greg Terrier** from Los Angeles for 4th Round Draft Choice in 1983 Entry Draft (David Korol - later transferred to Detroit) (Oct. 19)
- 1982** **Dan Daoust** from Montreal for 3rd Round Choice in 1984 Entry Draft (Ken Hodge - later transferred to Minnesota) (Dec. 17)
- 1982** **Gaston Gingras** for 2nd Round Choice in 1986 Entry Draft (Benoit Brunet).
- 1983** **Rick St. Croix** from Philadelphia for Michel Laroque (Jan. 11)
- 1983** **Reid Bailey** from Edmonton for Serge Boisvert (Jan. 15)
- 1983** **Basil McRae** from Quebec for Richard Turmel (Aug. 12)
- 1983** **Pat Graham** and **Nick Ricci** from Pittsburgh for Rocky Saggiuok and Vincent Tremblay (Aug. 15)
- 1983** **Lee Norwood** from Washington for Dave Shand (Oct. 6)
- 1984** **Bill Root** and 2nd Round Choice in 1986 Entry Draft (**Darryl Shannon**) from Montreal for Dom Campedelli (Aug. 21)
- 1985** **Larry Landon** from Montreal for Gaston Gingras (Feb. 14)
- 1985** **Don Edwards** from Calgary for 4th Round Choice in 1987 Entry Draft (Tim Harris) (May 29)
- 1985** **Brad Maxwell** from Quebec for John Anderson (Aug. 21)
- 1985** **Chris Kotsopoulos** from Hartford for Stewart Gavin (Oct. 7)
- 1985** **Tom Fergus** from Boston for Bill Derlago (Oct. 11)
- 1986** **Mike Allison** from NY Rangers for Walt Poddubny (Aug. 18)
- 1986** **Terry Johnson** from Calgary for Jim Korn (Oct. 3)
- 1986** 5th Round Draft Choice in 1988 Entry Draft (**Leonard Esau**) from Vancouver for Brad Maxwell (Oct. 3)
- 1986** **Rick Lanz** from Vancouver for Jim Benning and Dan Hodgson (Dec. 2)
- 1987** **Mark Osborne** from NY Rangers for Jeff Jackson and 3rd Round Draft Choice in 1989 Entry Draft (Rob Zamuner) (Mar. 5)
- 1987** **Ed Olczyk** and **Al Secord** from Chicago for Bob McGill, Steve Thomas and Rick Vaive (Sept. 4)
- 1987** **Dave Semenko** from Hartford for Bill Root (Sept. 9)
- 1987** **Dale Degray** from Calgary for future considerations (Oct.)
- 1987** **Sean McKenna** from Los Angeles for Mike Allison (Dec. 14)
- 1988** **Brian Curran** from NY Islanders for 6th Round Choice in 1988 Entry Draft (Pavel Gross) (Mar. 8)

## ALL-TIME PLAYER TRANSACTIONS

- 1988** **Darren Veitch** from Detroit for Miroslav Frycer (Jun. 10)
- 1988** **Bill Root** from Philadelphia for Mike Stothers (Jun. 21)
- 1988** **John Kordic** from Montreal for Russ Courtinall (Nov. 7)
- 1989** 5th Round Draft Choice in 1989 Entry Draft (**Keith Carney**) from Philadelphia for Al Secord (Feb. 7)
- 1989** **Ken Hammond** from Denver Rangers (IHL) (Feb. 18) in return for earlier loan of Chris McRae to Denver (Jan. 30)
- 1989** **Paul Lawless** from Vancouver for Peter Deboer (Feb. 25)
- 1989** 1st Round Choice in the 1989 Entry Draft (**Rob Pearson**) from Philadelphia and 1st Round Choice in the 1989 Entry Draft (obtained by Philadelphia from Calgary in trade for Brad McCrimmon, Aug. 26, 1987) (**Steve Bancroft**) from Philadelphia for Ken Wregget (Mar. 6)
- 1989** **Rob Ramage** from Calgary for 2nd Round Draft Pick in 1989 Entry Draft (Kent Manderville) (Jun. 16)
- 1989** **Lou Franceschetti** from Washington for a 5th Round Draft Pick in the 1990 Entry Draft (Mark Quimet) (Jun. 29)
- 1989** 6th Round Choice in the 1991 Entry Draft from Philadelphia for Jiri Latal (Aug. 22)
- 1989** **Mark Laforest** from Philadelphia for the Flyers 6th Round Draft Pick in the 1991 Entry Draft (obtained for Jiri Latal) and a 5th Round Draft Pick in the 1991 Entry Draft (Sept. 8)
- 1989** **Tom Kurvers** from New Jersey for 1st Round Draft Pick in the 1991 Entry Draft (Scott Niedermayer) (Oct. 16)
- 1989** **Gilles Thibaut** and **Mike Stevens** from NY Islanders for Jack Capuano, Paul Gagne and Derek Laxdal (Dec. 20)
- 1989** 4th Round Choice in 1990 Entry Draft (**Greg Walters**) from Edmonton for Vladimir Ruzicka (Dec. 21)

## 1990s

- 1990** **Kevin Maguire** and an 8th Round Draft Pick in 1991 (**Dmitri Mironov** from Philadelphia) for a 3rd Round Choice in the 1990 Entry Draft (Al Kinisky) (Jun. 16)
- 1990** **Greg Johnston** from NY Rangers for Mark Laforest and Tie Domi (Jun. 29)
- 1990** **Mike Krushelnyski** from Los Angeles for John McIntyre (Nov. 9)
- 1990** **Robert Cimetta** from Boston for Steve Bancroft (Nov. 9)
- 1990** **Dave Ellett** and **Paul Fenton** from Winnipeg for Ed Olczyk and Mark Osborne (Nov. 10)
- 1990** **Michel Petit**, **Lucien DeBlois** and **Aaron Broten** from Quebec for Scott Pearson and a 2nd round pick in 1991 (transferred to Washington - Eric Lavigne) and 1992 (Thomas Gronman) (Nov. 17)
- 1990** **Mike Foligno** and Buffalo's 8th Round Choice in 1991 Entry Draft (**Tomas Kucharčík**) for Lou Franceschetti and Brian Curran (Dec. 17)
- 1991** **Brian Bradley** from Vancouver for Tom Kurvers (Jan. 12)
- 1991** **Peter Zezel** and **Bob Rouse** from Washington for Al Iafate (Jan. 16)
- 1991** **Todd Hawkins** from Vancouver for Brian Blad (Jan. 22)
- 1991** 5th Round Choice in the 1991 Entry Draft (**Alexei Kudashov**) from Washington for Paul Fenton and John Kordic (Jan. 24)
- 1991** 8th Round Choice in the 1991 Entry Draft (**Robb McIntyre**) from Detroit for Brad Marsh (Feb. 5)
- 1991** 6th Round Choice in the 1991 Entry Draft (**Alexander Kuzminsky**) from Detroit for Allan Bester (Mar. 5)
- 1991** **Keith Osborne** from St. Louis for Darren Veitch (Mar. 5)
- 1991** **Robert Mendel** from Washington for Bobby Reynolds (Mar. 5)

- 1991** **Mike Bullard** from Philadelphia for future considerations (Jul. 26)
- 1991** **Grant Fuhr**, **Glenn Anderson**, and **Craig Berube** from Edmonton for Vincent Damphousse, Peter Ing, Scott Thornton, Luke Richardson (Sept. 19)
- 1991** **Ken Linseman** from Edmonton for cash (Oct. 7)
- 1991** Cash from Vancouver for Tom Fergus (Dec. 18)
- 1991** **Guy Larose** from NY Rangers for Mike Stevens (Dec. 26)
- 1992** **Doug Gilmour**, **Jamie Macoun**, **Ric Nattress**, **Rick Wamsley** and **Kent Manderville** from Calgary for Gary Leeman, Michel Petit, Jeff Reese, Craig Berube and Alexander Godnyuk (Jan. 2)
- 1992** **Mark Ferner** from Washington for 12th round draft choice in 1992 (Feb. 27)
- 1992** 5th Round Draft Choice in the 1992 Entry Draft (**Chris Deruiter**) from Buffalo for Dave Hannan (Mar. 10)
- 1992** **Ken Baumgartner** and **Dave McLlwain** from NY Islanders for Daniel Marois and Claude Loiselle (Mar. 10)
- 1992** **Mark Osborne** from Winnipeg for Lucien DeBlois (Mar. 10)
- 1992** Cash from Calgary for Todd Gillingham (Jun. 2)
- 1992** **Brad Marsh** from Detroit for future considerations (Jun. 5)
- 1992** **Jarmo Myllys** from San Jose for cash (Jun. 15)
- 1992** NY Islanders' first and second round choices in 1992 Entry Draft (**Brandon Convery** and 2nd round pick later traded to Washington) (Jim Carey) in exchange for Toronto's first round choice in 1992 Entry Draft (Darius Kasparaitis) (Jun. 20).
- 1992** Future considerations from Ottawa for Brad Marsh (Jul. 20)
- 1992** **Ken McRae** from Quebec for Len Esau (Jul. 21)
- 1992** **Sylvain Lefebvre** from Montreal for Toronto's third round draft choice in 1994 (Martin Belanger) (Aug. 20).
- 1992** **Bob McGill** claimed on waivers from Tampa Bay Lightning (Sept. 9).
- 1992** **John Cullen** from Hartford for a second round draft choice in 1993 (traded to San Jose - Vlastamir Kroupa) (Nov. 24)
- 1992** **Bill Berg** claimed on waivers from NY Islanders (Dec. 3).
- 1993** **Dave Andreychuk** and **Daren Pappa** and a first round pick in 1993 (**Kenny Jonsson**) from Buffalo for Grant Fuhr and Toronto's 6th round pick in 1995 (Feb. 2).
- 1993** **Brad Miller** from Ottawa in exchange for Toronto's ninth round selection in the 1993 Entry Draft (Pavol Demitra) (Feb. 26).
- 1993** Joe Sacco selected by Anaheim and Daren Pappa chosen by Florida in the 1993 Expansion Draft (Jun. 24).
- 1993** Future considerations from Florida for Dave Tomlinson (Aug. 3).
- 1993** Future considerations from Winnipeg for Kevin McClelland (Aug. 12)
- 1993** **Daniel Jardevmyr** from Winnipeg for future considerations (Aug. 25).
- 1993** **Todd Gillingham** and **Paul Holden** from Calgary in exchange for Jeff Perry and Brad Miller (Sept. 2).
- 1993** **Chris Govedaris** signed as free agent from Hartford (Sept. 7).
- 1993** Future considerations from Florida for Mike Foligno (Nov. 5).
- 1993** **Greg Smyth** from Florida for future considerations (Dec. 7).
- 1994** Guy Larose claimed on waivers by Calgary (Jan. 1).
- 1994** Greg Smyth claimed on waivers by Chicago (Jan. 8).
- 1994** **Mark Greig** and a 6th round draft pick in 1995 (**Doug Bonner**) from Hartford for Ted Crowley (Jan. 25).

## ALL-TIME PLAYER TRANSACTIONS

**1994** **Pat Jablonski** from Tampa Bay for future considerations (Feb. 21).

**1994** **Ken Belanger** from Hartford for a 9th round pick (Matt Ball) in 1994 (Mar. 18).

**1994** **Mike Gartner** from NY Rangers for Glenn Anderson, Scott Malone and 4th round pick (Alexander Korobolin) in 1994 (Mar. 21).

**1994** **Trent Cull** and **Mark Kolesar** signed as free agents (Jun. 3).

**1994** **Mats Sundin**, **Garth Butcher**, **Todd Warriner** and Quebec's 1st round pick in 1994 (traded to Washington - Nolan Baumgartner) for Wendel Clark, Sylvain Lefebvre, Landon Wilson and Toronto's 1st round pick in 1994 (Jeffrey Kealty) (Jun. 28).

**1994** **Mike Ridley** and Washington's 1st round pick in 1994 (**Eric Fichaud**) for Rob Pearson and Toronto's 1st round pick in 1994 (Nolan Baumgartner) (Jun. 28).

**1994** NY Islanders third round pick in 1994 (**Fredrik Modin**) for Toronto's second-round pick in 1995 (D.J. Smith) (Jun. 28).

**1994** Fourth round pick in 1996 from Los Angeles for Yanic Perreault (Jul. 14).

**1994** **Mike Craig** signed as a free agent (Jul. 29).

**1994** Peter Zedel and Grant Marshall awarded to Dallas as equalization for Toronto's signing of Mike Craig (Aug. 10).

**1994** **Terry Yake** from Anaheim for David Sacco (Sept. 28).

**1994** **Dixon Ward**, **Guy Leveque**, **Shayne Toporowski** and **Kelly Fairchild** from Los Angeles in exchange for Eric Lacroix, Chris Snell and a fourth round pick in the 1996 Entry Draft (Eric Belanger) (Oct. 3).

**1995** **Randy Wood** claimed from Buffalo in NHL Waiver Draft (Jan. 18).

**1995** **Warren Rychel** obtained from Washington, who was obtained from Los Angeles earlier that day, for Toronto's fourth round selection in 1995 (Sebastien Charpentier) (Feb. 10).

**1995** **Gord Kruppke** (with Adirondack of the AHL) from Detroit for Chris Govedaris (with Milwaukee of the IHL) (Feb. 17).

**1995** **Rich Sutter** from Tampa Bay for future considerations (Mar. 13).

**1995** **Benoit Hogue** and NY Islanders' third round pick in 1995 (**Ryan Pepperal**) and fifth round pick in 1996 (**Brandon Sugden**) for junior Eric Fichaud (Apr. 6).

**1995** **Paul DiPietro** from Montreal for a fourth round draft selection in 1996 (Kim Staal) (Apr. 6).

**1995** A sixth round pick in 1996 from Calgary for Nikolai Borschevsky (**Chris Bogas**) (Apr. 6).

**1995** **Grant Jennings** from Pittsburgh for Drake Berehowsky (Apr. 7).

**1995** **Tie Domi** from Winnipeg for Mike Eastwood and Toronto's third round selection in 1995 (Brad Isbister) (Apr. 7).

**1995** **Sergio Momesso** from Vancouver for Mike Ridley (Jul. 8).

**1995** **Larry Murphy** from Pittsburgh for Dmitri Mironov and Toronto's second round pick in 1996 (transferred to New Jersey - Joshua Dewolf) (Jul. 8).

**1995** **Rob Zetter** from Philadelphia for a fifth round draft pick in 1996 (Per-Ragna Bergquist) (Jul. 8).

**1995** **Mike Hudson** signed as a free agent from Pittsburgh (Aug. 28).

**1995** **Dmitry Yushkevich** and Philadelphia's second round pick in 1996 (**Francis Larivee**) for Toronto's first round pick in 1996 (Dainius Zubrus), second pick in 1997 (Jean-Marc Pelletier), and LA's fourth round pick in 1996 (transferred back to Los Angeles - Mikael Simons) acquired in 1994 Yanic Perreault trade (Aug. 30).

**1995** **Brent Gretzky** signed as a free agent (Sept. 8).

**1995** Pat Jablonski claimed by St. Louis in NHL Waiver Draft. Future considerations from Colorado for Warren Rychel (Oct. 2).

**1995** **Peter White** and 1996 4th round pick from Edmonton for Kent Manderville (Dec. 4).

**1996** Mike Hudson claimed on waivers by St. Louis (Jan. 4).

**1996** Damian Rhodes and Ken Belanger traded to the NY Islanders in exchange for **Kirk Muller**. New York then dealt Rhodes and Wade Redden to Ottawa in exchange for Bryan Berard and Martin Straka. Toronto received **Don Beaupre** from the Senators. (Jan. 23).

**1996** **Dave Gagner** and Dallas' sixth round pick in 1996 (**Dmitri Yakushin**) for Randy Wood and Benoit Hogue. (Jan. 28).

**1996** **Nick Kypreos** and **Wayne Presley** from NY Rangers for Bill Berg and Sergio Momesso. (Feb. 29).

**1996** **Wendel Clark**, **Mathieu Schneider** and unsigned junior **Denis (D.J.) Smith** from the NY Islanders for Kenny Jonsson, Darby Hendrickson, junior Sean Haggarty and the Leafs' 1st round selection in 1997 (Roberto Luongo) (Mar. 13).

**1996** A 2nd round selection in the 1996 Entry Draft (**Marek Posmyk**) and New Jersey's 4th round selection in 1998 (transferred to Edmonton - Kristian Antila) for Dave Andreychuk (Mar. 13).

**1996** A fourth round pick in 1996 (transferred to Montreal - Kim Staal) from Anaheim for Ken Baumgartner (Winnipeg's draft selection from Selanne trade on Feb. 7) (Mar. 20).

**1996** **Jamie Baker** and San Jose's fifth round draft pick (**Peter Cava**) for Todd Gill (Jun. 14).

**1996** A 4th round pick in 1996 (**Vladimir Antipov**) from Phoenix for Mike Gartner (Jun. 22).

**1996** A 3rd round pick in 1996 (**Mike Lankshear**), from Calgary for Dave Gagner (Jun. 22).

**1996** **Scott Pearson** signed as a free agent (Jul. 24).

**1996** **Daniel Marois** signed as a free agent. (Aug. 20).

**1996** **Greg Smyth** signed as a free agent. (Aug. 22).

**1996** **Darby Hendrickson** acquired from NY Islanders in exchange for a conditional 1998 mid round draft pick (Jiri Dopita) (Oct. 11).

**1996** Ralph Intravuto claimed by Edmonton off waivers (Oct. 25).

**1996** **Tom Pederson** signed as a free agent (Dec. 13).

**1997** **Craig Wolanin** obtained from Tampa Bay in exchange for Toronto's 1998 third round draft pick (transferred to Edmonton - Alex Henry) (Jan. 31).

**1997** **Jason Smith**, **Steve Sullivan** and **Alyn McCauley** from New Jersey in exchange for Doug Gilmour, Dave Ellett and a 1999 3rd round pick (Andre Lakos) previously obtained from Devils (Feb. 25).

**1997** Future considerations from Detroit for Larry Murphy (Mar. 18).

**1997** **Kelly Chase** from Hartford in exchange for Toronto's 8th round selection in 1998 Entry Draft (Jaros Svoboda) (Mar. 18).

**1997** **Jason Podollan** from Florida in exchange for Kirk Muller (Mar. 18).

**1997** **Per Gustafsson** obtained from Florida in exchange for Mike Lankshear (Jun. 12).

**1997** **Derek King** and **Mike Kennedy** signed as free agents (Jul. 3).

**1997** **Kris King** signed as a free agent (Jul. 7).

**1997** **Glenn Healy** signed as a free agent (Jul. 8).

**1997** **Kevin Adams** signed as a free agent (Aug. 1).

**1997** **Igor Korolev** signed as a free agent (Sept. 28).

**1997** Future considerations from St. Louis for Kelly Chase (Sept. 30).

## ALL-TIME PLAYER TRANSACTIONS

**1998** **Jeff Brown** acquired from Carolina in exchange for a conditional 1999 4th round draft pick (transferred to Nashville - Yevgeny Pavlov) (Jan. 2).

**1998** **Lonny Bohonos** from Vancouver in exchange for Brandon Convey (Mar. 7).

**1998** An 8th round draft pick in 1998 (**Dwight Wolfe**) from Ottawa for Per Gustafsson (Mar. 17).

**1998** **Sylvain Cote** from Washington for Jeff Brown (Mar. 24).

**1998** A 4th round pick in 1998 Entry Draft from Detroit (**Alexei Ponikarovsky**) for Jamie Macoun (Mar. 24).

**1998** An 8th round pick in 1998 Entry Draft from Dallas (**Mihail Travnicek**) for Mike Kennedy (Mar. 24).

**1998** Rob Zetter selected by Nashville in the 1998 Expansion Draft (Jun. 26).

**1998** **Ladislav Kohn** from Calgary for David Cooper (Jul. 2).

**1998** **Steve Thomas** signed as a free agent (Jul. 12).

**1998** **Dallas Eakins** signed as a free agent (Jul. 14).

**1998** **Curtis Joseph** signed as a free agent (Jul. 15).

**1998** **Niklas Andersson** signed as a free agent (Sept. 4).

**1998** **Kevin Dahl** claimed from St. Louis in NHL Waiver Draft (Oct. 5).

**1998** **Garry Valk** and **Glen Featherstone** signed as free agents (Oct. 6).

**1998** **Alexander Karpovtsev** and the NY Rangers' fourth round pick in 1999 (**Mirko Murovic**) for Mathieu Schneider (Oct. 14).

**1999** **Bryan Berard** and the NY Islanders' sixth round selection (**Jan Sochor**) for Felix Potvin and Toronto's sixth round selection, later traded to Tampa Bay - (Fedor Fedorov) (Jan. 9).

**1999** **Chris McAllister** from Vancouver for Darby Hendrickson (Feb. 16).

**1999** **David Nemirovsky** from Florida for Jeff Ware (Feb. 17).

**1999** **Yanic Perreault** from Los Angeles for Jason Podollan and Toronto's third round pick (Cory Campbell) in the 1999 Entry Draft (Mar. 23).

**1999** Edmonton's fourth round pick (**Jonathan Zion**) in the 1999 Entry Draft and second round pick in the 2000 Entry Draft (**Kris Vernarsky**) for Jason Smith (Mar. 23).

**1999** Yannick Tremblay selected by Atlanta in the 1999 Expansion Draft (Jun. 25).

**1999** **Jonas Hoglund** signed as a free agent (Jul. 7).

**1999** **Greg Andrusak**, **Brian Wiseman** and **Terran Sandwith** signed as free agents (Jul. 9).

**1999** **Jason Bonsignore** signed as a free agent (Jul. 15).

**1999** Atlanta's sixth round pick in the 2001 Entry Draft for the rights to Martin Prochazka (Jul. 15).

**1999** Future considerations from Tampa Bay for Jeff Reese (Aug. 6).

**1999** **Craig Charron** obtained from NY Islanders in exchange for Niklas Andersson (Aug. 17).

**1999** **Jimmy Waite** signed as a free agent (Aug. 19).

**1999** **Cory Cross** and a 7th round selection in the 2001 Entry Draft from Tampa Bay for Fredrik Modin (Oct. 1).

**1999** A 2nd round selection in the 2001 Entry Draft and a conditional draft choice also in 2001 from the Chicago in exchange for Sylvain Cote (Oct. 8).

**1999** **Tyler Hariton** and future considerations from St. Louis in exchange for Derek King (Oct. 20).

**1999** Boston's right to match **Dmitri Khristich's** arbitration award in exchange for Toronto's 2nd round choice in the 2000 Entry Draft (Ivan Hurni) (Oct. 21).

**1999** Steve Sullivan claimed by Chicago off waivers (Oct. 23).

**1999** A 3rd round pick in the 2000 Entry Draft (**Mikael Telqvist**) from Tampa Bay in exchange for Todd Warriner (Nov. 29).

## 2000s

**2000** **Darcy Tucker** and a 4th round pick in the 2000 Entry Draft (**Miguel Delisle**) from Tampa Bay in exchange for Mike Johnson, Marek Posmyk and Toronto's 5th and 6th round picks in the 2000 Entry Draft (Pavel Sedov, Aaron Gionet) (Feb. 9).

**2000** **Don MacLean** from Los Angeles in exchange for Craig Charron (Feb. 23).

**2000** Kevin Adams selected by the Columbus and Tommi Rajamaki chosen by the Minnesota in the 2000 Expansion Draft (Jun. 23).

**2000** Anaheim's 6th and 7th round picks (**Vadim Sizinov**, **Markus Seikola**) in exchange for the rights to Jonathan Hedstrom (Jun. 25).

**2000** **Gary Roberts** and **Shayne Corson** signed as free agents (Jul. 4).

**2000** **Dave Manson** signed as a free agent (Aug. 16).

**2000** **Regan Kelly** from Philadelphia in exchange for Chris McAllister (Sept. 26).

**2000** **Bryan McCabe** from Chicago in exchange for Alexander Karpovtsev and Toronto's 4th round pick in the 2001 Entry Draft (Vladimir Gusev) (Oct. 2).

**2000** Future considerations from Dallas in exchange for Gerald Diduck (Oct. 29).

**2000** A 3rd round pick in the 2001 Entry Draft (**Brendan Bell**) from Washington (originally Tampa Bay's pick) in exchange for Dmitri Khristich (Dec. 11).

**2001** **Wade Belak** claimed off waivers from Calgary (Feb. 16).

**2001** **Maxim Galanov** from Tampa Bay in exchange for Konstantin Kalmikov (Feb. 20).

**2001** **Aki Berg** from Los Angeles in exchange for Adam Mair and Toronto's 2nd round pick in the 2001 Entry Draft (Mike Cammalleri) (Mar. 13).

**2001** **Robert Reichel**, **Travis Green** and **Craig Mills** from Phoenix in exchange for Danny Markov (Jun. 12).

**2001** **Mikael Renberg** from Phoenix in exchange for Sergei Berezin (Jun. 22).

**2001** A 3rd round pick in the 2001 Entry Draft (**Nicolas Corbeil**) from Chicago (originally Philadelphia's pick) in exchange for Igor Korolev (Jun. 23).

**2001** **Alexander Mogilny** signed as a free agent (Jul. 3).

**2001** **Anders Eriksson** signed as a free agent (Jul. 4).

**2001** **Marty Wilford** from Chicago in exchange for the rights to free agent Shawn Thornton, assigned Wilford to St. John's (AHL) (Sept. 30).

**2001** **Corey Schwab** signed as a free agent. (Oct. 1).

**2001** **Jyrki Lumme** from Dallas in exchange for Dave Manson (Nov. 21).

**2002** **Marc Moro** from Nashville in exchange for D.J. Smith and Marty Wilford (Mar. 1).

**2002** **Tom Barrasso** from Carolina in exchange for a fourth round draft choice (Kevin Nastjuk) in the 2003 NHL Entry Draft (Mar. 15).

**2002** **Ric Jackman** from Boston in exchange for rights to Kris Vernarsky (May 13).

**2002** **Josh Holden** from Vancouver in exchange for Jeff Farkas (Jun. 23).

**2002** **Ryan Bonni** from Vancouver in exchange for future considerations (Jun. 25).

**2002** **Ed Belfour** signed as a free agent (Jul. 2).

**2002** **Tom Fitzgerald** signed as a free agent (Jul. 17).

**2002** **Robert Svehla** from Florida in exchange for Dmitry Yushkevich (Jul. 19).

**2002** **Aaron Gavey** signed as a free agent (Jul. 24).

**2002** **Nathan Barrett** signed as a free agent (Jul. 31).

**2002** **Trevor Kidd** signed as a free agent (Aug. 26).



## ALL-TIME PLAYER TRANSACTIONS

2002 **Brad Leeb** from Vancouver in exchange for the rights to Tomas Mojzis (Sept. 4)

2002 **Harold Druken** off waivers from Carolina (Nov. 11)

2002 **Nathan Perrott** from Nashville in exchange for Bob Wren (Nov. 30)

2003 **Harold Druken** claimed off waivers by Carolina (Jan. 16)

2003 **Owen Nolan** from the San Jose in exchange for Alyn McCauley, Brad Boyes and a first round draft choice in the 2003 NHL Entry Draft (later traded to Boston - Mark Stuart) (Mar. 5)

2003 **Glen Wesley** from Carolina in exchange for a second round draft choice in the 2004 NHL Entry Draft (transferred to Columbus - Kyle Wharton) (Mar. 9)

2003 **Doug Gilmour** from Montreal in exchange for a sixth round draft choice in the 2003 NHL Entry Draft (Mark Flood) (Mar. 11)

2003 **Phil Housley** from Chicago in exchange for future considerations (Mar. 11)

2003 **Harold Druken** and **Jeff Daw** from Carolina in exchange for Allan Rourke and future considerations (May 29)

2003 **Bryan Marchment** signed as a free agent (Jul. 11)

2003 **Joe Nieuwendyk** signed as a free agent (Sept. 10)

2003 **Ken Klee** signed as a free agent (Sept. 27)

2003 **Travis Green** claimed on waivers by Columbus; **Petr Tenkrat** off waivers by Toronto from Columbus (Oct. 3)

2003 **Clarke Wilim** signed as a free agent (Oct. 28)

2004 **Craig Johnson** claimed off waivers from Anaheim (Jan. 10)

2004 **Drake Berehowsky** from Pittsburgh in exchange for Ric Jackman (Feb. 11)

2004 **Brian Leetch** from NY Rangers in exchange for Maxim Kondratiev, Jarkko Immonen, a first round selection in the 2004 NHL Entry Draft (transferred to Calgary - Kris Chucky) and a second round selection in the 2005 NHL Entry Draft (Michael Sauer) (Mar. 3)

2004 **Craig Johnson** claimed off waivers by Washington (Mar. 5)

2004 **Chad Kilger** claimed off waivers from Montreal (Mar. 9)

2004 **Ron Francis** from Carolina in exchange for a fourth round selection in 2005 NHL Entry Draft (transferred to Columbus - Jared Boll) (Mar. 9)

2004 **Calle Johansson** signed as a free agent (Mar. 9)

2004 **Andy Wozniwski** signed as a free agent (May 27)

2004 **Chris St. Jacques** signed as a free agent (Jun. 2)

2005 **Jeff O'Neill** from Carolina in exchange for a conditional fourth round selection in the 2006 NHL Entry Draft (transferred to St. Louis - Reto Berra) (Jul. 30)

2005 **Jason Allison** signed as a free agent (Aug. 5)

2005 **Alexander Khavanov** signed as a free agent (Aug. 10)

2005 **Eric Lindros** signed as a free agent (Aug. 11)

2005 **Mike Hoffman** signed as a free agent (Aug. 12)

2005 **Jean-Sebastien Aubin** signed as a free agent (Aug. 18)

2005 **John Pohl** from St. Louis for future considerations (Aug. 24)

2005 **Mariusz Czerkawski** signed as a free agent (Sept. 9)

2005 **Brad Brown** signed as a free agent (Sept. 10)

2005 A conditional 6th round pick (**Leo Komarov**) in 2006 Entry Draft in exchange for Nathan Perrott (Nov. 6)

2006 **Luke Richardson** from Columbus in exchange for a conditional 5th round pick (Nick Sucharski) in 2006 Entry Draft (Mar. 8)

2006 **Alexander Suglobov** from New Jersey in exchange for Ken Klee (Mar. 8)

2006 **Andrew Raycroft** from Boston in exchange for Tuukka Rask (Jun. 24)

2006 **Hal Gill** signed as a free agent (Jul. 1)

2006 **Pavel Kubina** signed as a free agent (Jul. 1)

2006 **Erik Westrum** signed as a free agent (Jul. 13)

2006 **Michael Peca** signed as a free agent (Jul. 18)

2006 **Brent Aubin** signed as a free agent (Sept. 15)

2006 **Boyd Devereaux** signed as a free agent (Oct. 7)

2006 **Tyson Nash** and a 4th round pick (**Matt Frattin**) in 2007 Entry Draft from Phoenix in exchange for Mikael Tellqvist (Nov. 28)

2007 **Travis Green** claimed off waivers from Anaheim (Jan. 10)

2007 **Yanic Perreault** and a fifth round pick (**Joel Champagne**) in the 2008 Entry Draft from Phoenix in exchange for Brendan Bell and a second round pick (later traded to Nashville-Roman Josi) in the 2008 Entry Draft (Feb. 27)

2007 **Reid Cashman** signed as a free agent (Mar. 20)

2007 **Vesa Toskala** and **Mark Bell** from San Jose in exchange for a first round pick (later traded to St. Louis-Lars Eller) and a second round pick (later traded to St. Louis-Aaron Palushaj) in the 2007 Entry Draft, and a fourth round pick (later traded to Nashville-Craig Smith) in the 2009 Entry Draft (Jun. 22)

2007 **Simon Gamahe** signed as a free agent (Jun. 25)

2007 **Jason Blake** signed as a free agent (Jul. 1)

2007 **Scott Clemmensen** signed as a free agent (Jul. 6)

2007 **David Ling** signed as a free agent (Jul. 9)

2007 **Derrick Walser** signed as a free agent (Jul. 18)

2007 **Tony Salmelainen** signed as a free agent (Aug. 31)

2008 **Dominic Moore** claimed off waivers from Minnesota (Jan. 11)

2008 **Kyle Rogers** signed as a free agent (Mar. 29)

2008 **Stefano Giliati** signed as a free agent (Apr. 3)

2008 **Tim Stapleton** signed as a free agent (Jun. 6)

2008 A fifth round pick (**Jerome Flakke**) in the 2008 Entry Draft from Florida in exchange for Wade Belak (Feb. 26)

2008 A second round pick (**Jimmy Hayes**) in the 2008 Entry Draft and a fifth round pick (later traded to New York Rangers, then back to Pittsburgh-Andy Bathgate) in the 2009 Entry Draft from Pittsburgh in exchange for Hal Gill (Feb. 26)

2008 A third round pick (later traded to St. Louis-James Livingston) in the 2008 Entry Draft from Florida in exchange for Chad Kilger (Feb. 26)

2008 **Jamal Mayers** from St. Louis in exchange for a third round pick (James Livingston) in the 2008 Entry Draft (Jun.19)

2008 **Jeff Finger** signed as a free agent (Jul. 1)

2008 **Niklas Hagman** signed as a free agent (Jul. 1)

2008 **Curtis Joseph** signed as a free agent (Jul. 1)

2008 **Mikhail Grabovski** from Montreal in exchange for a second round pick (later traded to Montreal, then Chicago, then back to Toronto, then Boston-Jared Knight) in the 2010 Entry Draft and the rights to Greg Paterny (Jul. 3)

2008 **Ryan Hollweg** from the New York Rangers in exchange for Pittsburgh's fifth round pick (later traded back to Pittsburgh-Andy Bathgate) in the 2009 Entry Draft (Jul. 14)

2008 **Mike Van Ryn** from Florida in exchange for Bryan McCabe and a fourth round pick (Sam Brittain) in the 2010 Entry Draft (Sep. 2)

2008 **Lee Stempniak** from St. Louis in exchange for Carlo Colaiacovo and Alex Steen (Nov. 24)

2009 **Brad May** from Anaheim in exchange for a conditional pick in the 2010 Entry Draft (Jan. 7)

2009 **Ryan Hamilton** from Minnesota in exchange for Robbie Earl (Jan. 21)

2009 **Martin Gerber** claimed off waivers from Ottawa (Mar. 4)

2009 **Erik Reitz** claimed off waivers from the New York Rangers (Mar. 4)

2009 A second round pick (**Kenny Ryan**) and a conditional pick in the 2009 Entry Draft from the New York Rangers in exchange for Nik Antropov (Mar. 4)

2009 Carolina's second round pick (**Jesse Blacker**) in the 2009 Entry Draft from Buffalo in exchange for Dominic Moore (Mar. 4)

## ALL-TIME PLAYER TRANSACTIONS

2009 **Olaf Kolzig**, **Jamie Howard**, **Andy Rogers** and a fourth round pick (forfeited) in the 2009 Entry Draft from Tampa Bay in exchange for Richard Petiot (Mar. 4)

2009 **Jeff Hamilton** signed as a free agent (Mar. 5)

2009 **Jay Harrison** signed as a free agent (Mar. 27)

2009 **Christian Hanson** signed as a free agent (Mar. 31)

2009 **Tyler Bozak** signed as a free agent (Apr. 3)

2009 **Robert Slaney** signed as a free agent (Apr. 14)

2009 **Mike Komisarek** signed as a free agent (Jul.1)

2009 **Colton Orr** signed as a free agent (Jul. 1)

2009 **Garnet Exelby** and **Colin Stuart** from Atlanta in exchange for Pavel Kubina and Tim Stapleton (Jul. 1)

2009 **Francois Beauchemin** signed as a free agent (Jul. 6)

2009 **Tim Brent** signed as a free agent (Jul. 6)

2009 **Jay Rosehill** signed as a free agent (Jul. 6)

2009 **Richard Greenop** signed as a free agent (Jul. 6)

2009 **Jonas Gustavsson** signed as a free agent (Jul. 7)

2009 **Rickard Wallin** signed as a free agent (Jul. 10)

2009 **Wayne Primeau** and a second round pick the in 2011 Entry Draft from Calgary in exchange for Anton Stralman, Colin Stuart and a seventh round pick in 2012 (Jul. 27)

2009 A conditional draft pick in 2011 from Anaheim in exchange for Justin Pogge (Aug. 10)

2009 **Joey MacDonald** signed as a free agent (Aug. 10)

2009 **Phil Kessel** from Boston for Toronto's first round pick (Tyler Seguin) and second round pick (Jared Knight) in the 2010 Entry Draft, and first round pick in the 2011 Entry Draft (Sept. 18)

2009 **Philippe Paradis** from Carolina in exchange for Jiri Tlustý (Dec. 3)

## 2010s

2010 **Dion Phaneuf**, **Fredrik Sjostrom** and **Keith Aulie** from Calgary in exchange for Niklas Hagman, Jamal Mayers, Matt Stajan and Ian White (Jan. 31)

2010 **Jean-Sebastien Giguere** from Anaheim in exchange for Jason Blake and Vesa Toskala (Jan. 31)

2010 **Jamie Lundmark** claimed off waivers from Calgary (Feb. 13)

2010 **Luca Caputi** and **Martin Skoula** from Pittsburgh in exchange for Alexei Ponikarovsky (Mar. 2)

2010 A fifth round pick (**Sam Carrick**) in the 2010 Entry Draft from New Jersey in exchange for Martin Skoula (Mar. 3)

2010 **Matt Jones**, a fourth round pick (later traded to Washington-Philipp Grubauer) and a seventh round pick (later traded to Edmonton-Kellen Jones) in the 2010 Entry Draft from Phoenix in exchange for Lee Stempniak (Mar. 3)

2010 A seventh round pick in the 2011 Entry Draft from Anaheim in exchange for Joey MacDonald (Mar. 3)

2010 **Chris Peluso** from Pittsburgh in exchange for a sixth round pick (Joe Rogalski) in the 2010 Entry Draft (Mar. 3)

2010 **Simon Gysbers** signed as a free agent (Mar. 10)

2010 **Brayden Irwin** signed as a free agent (Mar. 29)

2010 **Jussi Rynnäs** signed as a free agent (Apr. 23)

2010 **Ben Scrivens** signed as a free agent (Apr. 28)

2010 **Mike Brown** from Anaheim in exchange for Toronto's fifth round pick (Chris Wagner) in the 2010 Entry Draft (Jun. 26)

2010 **Kris Versteeg** and **Bill Sweatt** from Chicago in exchange for Viktor Stalberg, Chris DiDomenico and Philippe Paradis (Jun. 30)

2010 **Colby Armstrong** signed as a free agent (Jul. 1)

2010 **Joey Crabb** signed as a free agent (Jul. 1)

2010 **Danny Richmond** signed as a free agent (Jul. 1)

2010 **Mike Zigomanis** signed as a free agent (Jul. 3)

2010 **Brett Lebda** signed as a free agent (Jul. 6)

2010 **Marcel Mueller** signed as a free agent (Jul. 14)

2010 **Matt Lashoff** from Tampa Bay in exchange for Alex Berry and Stefano Giliati (Aug. 27)

2010 **Clarke MacArthur** signed as a free agent (Aug. 28)

2010 **Andrew Crescenzi** signed as free agent (Sept. 24)

2011 **Joffrey Lupul**, **Jake Gardiner** and a conditional fourth round pick in 2013 from Anaheim in exchange for Francois Beauchemin (Feb. 9)

2011 First and third round picks in the 2011 Entry Draft from Philadelphia in exchange for Kris Versteeg (Feb. 14)

2011 **Aaron Voros** from Anaheim in exchange for a conditional seventh round pick in the 2011 Entry Draft (Feb. 15)

2011 **Joe Colborne**, a first round pick in the 2011 Entry Draft and a conditional second round pick in the 2012 Entry Draft from Boston in exchange for Tomas Kaberle (Feb. 18)

2011 A seventh round pick in the 2012 Entry Draft from NY Rangers in exchange for John Mitchell (Feb. 28)

2011 **Tyler Brenner** signed as a free agent (Mar. 21)

2011 **Mark Owuya** signed as a free agent (Apr. 28)

2011 **John Michael Liles** from Colorado in exchange for Boston's second round pick in the 2012 Entry Draft (Jun. 24)

2011 **Tim Connolly** signed as a free agent (Jul. 2)

2011 **Cody Franson** and **Matthew Lombardi** from Nashville in exchange for Brett Lebda and Robert Slaney. The trade also includes a conditional fourth-round pick in 2013 Entry Draft (Jul. 3)

2011 **Philippe Dupuis** signed as a free agent (Jul. 7)



## OCTOBER

**October 5, 2005**  
The Toronto Maple Leafs lost 3-2 in a shootout to the Ottawa Senators in the first ever NHL game decided by a shootout.

**October 6, 2007**  
The Toronto Maple Leafs won their 2,500th game in franchise history when they defeated Montreal 4-3 in overtime at Air Canada Centre.

**October 10, 1930**  
King Clancy joined Toronto after his services were purchased from Ottawa for an unheard of amount of \$35,000. The Board of Directors would only contribute \$25,000 and the remainder was obtained on a longshot bet on a race horse called Rare Jewel, owned by Smythe.

**October 11, 2007**  
Mats Sundin became the Maple Leafs all-time leader in goals and points, when he scored his 390th goal and 917th point, in Toronto's 8-1 win over the New York Islanders at Air Canada Centre.

**October 13, 1947**  
Leafs play NHL All-Stars in first game between Stanley Cup Champions and NHL All-Stars (4-3 All-Stars).

**October 14, 2006**  
Mats Sundin registered three goals and an assist, including the game-winning goal, while shorthanded in overtime as the Maple Leafs won, 5-4, over Calgary. Sundin's final goal of the game was the 500th of his career and he became the first player in Maple Leafs history to record that milestone while playing for Toronto.

**October 16, 1971**  
Normie Ullman becomes fourth NHLer to reach 1,000 career points.

**October 23, 1993**  
Leafs set mark for most consecutive wins to start the season with their 9th over Tampa Bay (2-0), extending streak to 10 five days later (4-2) over Chicago (also club mark for consecutive wins).

**October 26, 1980**  
Darryl Sittler establishes Leaf record with 15th career hat trick.

**October 30, 1943**  
Gus Bodnar, playing first NHL game, sets NHL record that still stands today for fastest goal by a rookie (15 seconds).

## NOVEMBER

**November 10, 1986**  
King Clancy died after 42 years of service with the Maple Leafs as a player, coach, and assistant general manager.

**November 12, 1931**  
Maple Leaf Gardens opens as Leafs play against the Blackhawks (2-1 Chicago).



**November 20, 1934**  
Bushier Jackson sets NHL record (since tied) for most goals in one period with four at St. Louis.

**November 23, 1944**  
Toronto dresses only 11 players and lose 5-1 to Boston.

**November 29, 1958**  
GM George (Punch) Imlach replaces Billy Reay as Coach.

**November 29, 2008**  
Brian Burke named President and General Manager of the Toronto Maple Leafs.

## DECEMBER

**December 2, 2003**  
Mats Sundin scores his 64th game winning goal in a 5-4 win over the New York Rangers to move past Dave Keon as the franchise's all-time leader.

**December 6, 2001**  
Pat Quinn records his 500th coaching victory in a 6-3 victory in New York against the Rangers

**December 15, 2001**  
Tie Domi passes Dave Williams to become the Leafs' all-time penalty minute leader in a 6-4 win versus Montreal.

**December 17, 1930**  
A \$5,000 cheque on this date, along with a \$20,000 cheque on October 6, 1930, two players and a racetrack longshot winner which returned \$10,000 allowed Leafs to pay Ottawa for King Clancy.

**December 19, 2005**  
Ed Belfour registered his 448th career victory in a 9-6 win versus the New York Islanders surpassing Terry Sawchuk for second all-time in NHL wins.

## DECEMBER 29, 1988

Leafs tie NHL record and set club mark for two fastest goals (four seconds) when Ed Olczyk and Gary Leeman strike at Quebec.

## JANUARY

**January 2, 1971**  
During third period of 13-0 win over Detroit, Leafs set club records for most points (18), goals (7) and assists (11) in one period.

**January 4, 2007**  
The Maple Leafs set a new franchise road record when they recorded three goals in 42 seconds, as they won, 10-2, over the Bruins. The three goals were scored in the second period by Bates Battaglia (15:33), Alex Steen (15:51), and Kris Newbury (16:15).

**January 8, 1944**  
Babe Pratt sets Leaf game mark with six assists versus Boston (since tied).

**January 8, 1947**  
Howie Meeker nets five versus Chicago (NHL record most goals one game by a rookie).

**January 13, 2004**  
Gary Roberts and Tom Fitzgerald both play their 1000th career NHL games becoming the first players to reach the milestone on the same night. Toronto defeats Calgary 4-1 at Air Canada Centre

**January 17, 1928**  
Hap Day becomes first Leaf to score three goals in one game during 6-1 home triumph over New York.

**January 19, 1932**  
Charlie Conacher becomes first Leaf with five goals in a game (versus New York's Roy Worters) in 11-3 decision at MLG.

**January 19, 1991**  
Maple Leafs forward Vincent Damphousse scored four goals leading the Campbell Conference to an 11-5 victory over the Wales Conference at the 42nd NHL All-Star Game in Chicago. Damphousse, who was also named the game's most valuable player, became just the third player in NHL history to record four goals in an all-star game.



**January 22, 1994**  
Felix Potvin becomes first Leaf player voted to starting lineup of the NHL All-Star Game, halting 16 of 19 shots for the Western Conference at Madison Square Garden.

**January 27, 1988**  
Leafs snap a club-record 15-game winless streak (5-2 over LA at MLG).

## FEBRUARY

**February 1, 1955**  
Hap Day appointed only the second general manager in team history. He would become the only man to serve as team captain, coach, and general manager.

**February 2, 1977**  
Ian Turnbull achieves NHL record for defencemen with five goals versus Detroit.

**February 5-6, 2000**  
Toronto plays host to the 50th NHL All-Star Game. The World team defeats North America by a score of 9-4. The Leafs are heavily represented in the game with three players (Joseph, Sundin, Yushkevich) and Pat Quinn as head coach of the North American team.

**February 6, 1932**  
Charlie Conacher scored seven seconds into the game to set a record that stood for 41 years (Toronto defeated Boston 6-0).

**February 7, 1976**  
Darryl Sittler sets NHL record for most points in a game (10) with six goals and four assists vs. Boston



## February 13, 1993

Doug Gilmour ties Babe Pratt's mark for most assists in a game with six in 6-1 victory over Minnesota on same night Pat Burns celebrates 200th NHL regular-season win.

## February 13, 1999

After 68 storied seasons at Maple Leaf Gardens the Maple Leafs played their final game. The Leafs hosted the Chicago Blackhawks, the team that opened the Gardens on November 12, 1931. While the Leafs dropped a 6-2 decision, the sellout crowd of 15,726 and millions more tuning in on television and radio were part of a special farewell to the last of the original six arenas.

## February 14, 1934

"Ace Bailey Benefit Game" is played at MLG. Packed house watched the Leafs defeat NHL All-Stars 7-3. Game featured Eddie Shore, Howie Morenz and Lionel and Charlie Conacher on opposing teams.



## February 17, 1927

Leafs beat N.Y. Americans 4-1 in their first game as the "Leafs." Pat Patterson scored first ever "Leaf" goal in that game.

## February 17, 1990

Leaf great Hap Day dies. He was the only Leaf to serve the team as a Captain, Coach and General Manager.

## February 20, 1944

Maple Leafs and Blackhawks played a penalty-free 0-0 tie at Chicago Stadium.

## February 20, 1999

A new era in Maple Leaf hockey began with the inaugural game at the new home of the Maple Leafs - Air Canada Centre. A sellout crowd of 18,819 attending the christening of the new building witnessed a storybook ending with a 3-2 overtime victory over long-time rival the Montreal Canadiens. Todd Warriner scored the first goal at ACC 6:04 into the first period. Steve Thomas scored the overtime marker with only 1:12 remaining in the extra frame.

## February 22, 1993

Glenn Anderson becomes second player in Leaf uniform to earn career 1,000 points in 8-1 victory at Vancouver on same night Doug Gilmour earns 73rd assist to break Darryl Sittler's season record.

## February 26, 2006

Mats Sundin collected an assist on the game-winning goal versus Finland, as he captained Sweden to a gold medal at 2006 Winter Olympics in Turin, Italy. Also winning medals at the Olympics from the Maple Leafs were Mikael Tellqvist - Sweden (Gold), Aki Berg - Finland (Silver), Tomas Kaberle - Czech Republic (Bronze). Bryan McCabe and Head Coach Pat Quinn represented Canada, and Nik Antropov played for Kazakhstan.

## MARCH

### March 2, 2002

Toronto wears commemorative St. Patrick's uniforms in honour of the Maple Leafs 75th anniversary. The Leafs and Buffalo Sabres play a 3-3 tie.

### March 3, 1993

Doug Gilmour joins Darryl Sittler as second Leaf to earn 100 points with assist in 3-1 win over Minnesota then goes on to set single season Leaf marks for points (127) and assists (95).

### March 3, 2009

The Maple Leafs set a franchise record and tied an NHL record by going to overtime in seven straight games from Feb. 19, 2009 to Mar. 3, 2009. The Leafs extended the streak to seven games on Mar. 3 when they lost 3-2 in overtime to New Jersey at Air Canada Centre.

### March 4, 1967

Terry Sawchuk records his 100th career NHL shutout vs. Chicago

### March 6, 2008

Mats Sundin became the 46th player in NHL history to play in his 1300th career NHL game, as the Maple Leafs won 8-2 at Boston. Sundin scored his 30th goal of the season and collected two assists in the contest. Sundin recorded 30 or more goals in 13 NHL seasons. Sundin holds the Maple Leafs record for 30+ goal seasons with 10.

### March 10, 2003

Leafs visit Edmonton and Mats Sundin records his 1000th career NHL point with the game winning goal.

## March 12, 1994

Dave Andreychuk sets Leafs record for goals by a left-winger (surpassing Frank Mahovlich) when he scored his 49th goal of the season vs. Winnipeg.

## March 14, 1981

Darryl Sittler completes "hat trick scoring feat" with three goals in 5-3 home win over the Capitals. The three goals shatter Dave Keon's Leaf career mark of 365. On March 7, Sittler's 40th assist of the season versus Calgary breaks Keon's Leaf record of 493 while Keon's Leaf points record of 858 is eclipsed by Sittler with two assists at Washington on March 8.

## March 15, 2004

Alexander Mogilny's assist on the tying goal in the final minute of regulation is his 1000th career NHL point. Mogilny becomes just the second Russian player to reach the milestone as Toronto goes on to a 6-5 overtime victory in Buffalo.

## March 16, 1957

Leafs set a team record by scoring 14 goals against the Rangers at MLG (won 14-1).

## March 17, 1934

A crowd of 11,000 turned out for "King Clancy Night" on St. Patrick's Day. Clancy was pushed to centre ice while seated in a sleigh shaped like a throne. The Irishman unveiled his robe to show a green uniform with a large shamrock on the back and he proceeded to wear the uniform for the game. Lester Patrick, coach of the Rangers, complained that his uniform was a distraction and Clancy changed into his regular Maple Leaf uniform.

## March 19, 2006

When Chad Kilger scored on Pittsburgh goaltender Marc-Andre Fleury it marked the first time in team history that the Leafs have used a successful penalty shot to win a game by a score of 1-0. This feat has only been accomplished once in NHL history when Bert Connelly of the New York Rangers was successful against Maple Leafs goaltender George Hainsworth on a penalty shot on January 16, 1936 at Madison Square Garden.

## March 21, 1951

First ever "televised" hockey game, seen by CBC employees only (a programming experiment). Leafs defeat Montreal 2-0.

## March 21, 1948

Syl Apps, a player who coveted team achievements, scored a hat-trick in the last regular-season game of his career to reach the individual milestone of 200 career goals.

## March 23, 1994

Doug Gilmour becomes first Leaf to achieve back-to-back 100-point seasons with a goal in 1-1 tie at Florida.

## March 23, 1993

Dave Andreychuk scores his 50th goal of the season at Winnipeg. He scored 29 goals with Buffalo to start the season.

## March 24, 1982

Rick Vaive first Leaf to score 50 goals in a season (versus St. Louis).

## March 24, 1994

Dave Andreychuk scores 50th goal of season versus San Jose's Arturs Irbes to become third Leaf to score 50 goals in a season. Andreychuk also scored more than 50 in previous season but 29 came with Buffalo.

## March 26, 1994

Mike Gartner tallies his 30th goal for an NHL record 15th consecutive season as Leafs defeat Quebec 6-3.

## March 27, 1993

With an assist against the Oilers, Doug Gilmour shatters Darryl Sittler's Leaf record with his 118th point of season, finishing the term with 127.

## APRIL

### April 1, 2003

Leafs visit New Jersey and Ed Belfour records his 400th career NHL victory, a 3-2 Toronto win.

### April 3, 1933

Ken Doraty scores goal at 104:46 (1:48 AM) of OT (the second longest OT game) as the Leafs beat Boston 1-0 in Stanley Cup Semi-Final game.

### April 3, 1976

Darryl Sittler first Leaf at 100 points in one season.

### April 3, 2003

Leafs host Minnesota and with a 2-1 victory, Ed Belfour sets a franchise record for wins in a season by a goaltender with 37 (since tied by Andrew Raycroft).

### April 5, 1932

Bushier Jackson becomes first player to score three goals in a single period during a Playoff game in Finals versus Rangers.

### April 6, 2000

The Maple Leafs clinch the Northeast Division. It is their first division title since 1962-63.

## THIS DATE IN LEAFS HISTORY

April 6, 2011

Tyler Bozak became the second player in franchise history to register a 3-on-5 shorthanded goal when he scored in New Jersey against Martin Brodeur. Prior to Bozak, Darryl Sittler was the only other Maple Leaf to accomplish the feat when he did so on March 19, 1980 versus the Winnipeg Jets at Maple Leaf Gardens.

April 9, 1932

Ace Bailey's winner versus Rangers brings Leafs first Stanley Cup. The series marked the debut of the Leafs famed "Kid Line" of Harvey "Busher" Jackson, Joe Primeau, and Charlis Conacher. The trio combined for eight goals in the three-game sweep.

April 9, 1963

Dick Duff scores fastest two goals from start of a Playoff game (68 seconds) in first game of Stanley Cup Final versus Red Wings, 4-2 win for Leafs.

April 10, 1949

Sid Smith equals Playoff record with three power-play goals in one game, guiding Leafs to 3-1 win at Detroit.

April 11, 1964

Bob Pulford scores with just :02 left in regulation while shorthanded to give the Leafs a 3-2 win in the first game of the Final versus Detroit at MLG.

April 11, 1978

George Ferguson ties Leaf Playoff record with three goals in a period versus L.A. Kings.

April 12, 1979

Darryl Sittler with two goals (4:04 and 4:16) and Ron Ellis' one (4:27) mark three fastest goals in a Playoff game versus Atlanta.

April 14, 1942

Brothers Don Metz (3-2=5) and Nick Metz (1-2=3) led the Leafs to a record-tying 9-3 win against Detroit in the Finals. The nine-goal outburst matched the single game Finals record set by Detroit against Toronto on April 7, 1936.

April 14, 1948

Harry Watson's goal is the winner as the Leafs gain their fifth Stanley Cup with 7-2 verdict at Detroit to sweep the series. This was captain Syl Apps' final game, who punctuated his career with a goal.

April 14, 1993

With a 3-2 overtime victory over the NY Islanders at Air Canada Centre (OT winner by Bryan Berard), the Leafs set a new club record with 45 regular season wins. The previous mark of 44 was set in the 1992-93 season.

April 16, 1949

Leafs become first modern era team to win three consecutive Stanley Cups as Cal Gardner scores winner in sweep over Detroit at MLG. It was the Leafs' sixth Stanley Cup.

April 18, 1942

Leafs only team to lose first three games of Final and then win Stanley Cup, beating Detroit 3-1 in deciding game with Pete Langelle netting winner. Turk Broda allowed just seven goals over the last four games.



April 18, 1963

Leafs claim ninth Stanley Cup.

April 18, 2006

With a 5-3 victory over the Pittsburgh Penguins at Air Canada Centre, the Leafs set a new club record with 26 regular season home wins. The previous mark of 25 was set in the 1961-62 and 1992-93 seasons.

April 19, 1947

Leafs claim fourth Stanley Cup as Ted Kennedy nets winner in 2-1 Game 6 triumph over the Canadiens at MLG.

April 21, 1951

Bill Barilko's goal at 2:53 of overtime versus Habs gives Leafs 3-2 win and seventh Stanley Cup in dramatic five-game series in which all games required OT. Barilko never played another NHL game after dying in an off-season plane crash.



April 22, 1945

Babe Pratt's third-period goal brings Leafs third Stanley Cup with 2-1 decision in seventh game at Detroit's Olympia. Frank McCool of Toronto earned shutouts in the first three games of the series and allowed nine goals in seven starts.

April 22, 1962

Dick Duff's goal past Glenn Hall gives Leafs 2-1 win in Game #6 at Chicago and the Leafs' eighth Stanley Cup Championship and first in 11 seasons. This was the first of three consecutive Stanley Cup triumphs for the Leafs.

April 22, 1976

Darryl Sittler ties Playoff record (and sets Leaf mark) with five goals, including equalling Leaf record with three goals in one period (versus Philadelphia).

April 23, 1964

Bob Baun scores overtime goal of Game #6 of Final series versus Detroit. Earlier in the game he sustained a fractured ankle after blocking a Gordie Howe slapshot. Toronto took the Stanley Cup with a Game #7 victory.

April 25, 1964

Andy Bathgate supplies decisive marker as Leafs achieve their 10th Stanley Cup with 4-0 win over Detroit in Game 7 at MLG.

## MAY

May 1, 1993

Nikolai Borschevsky scores in OT to oust Red Wings 4-3 in seventh and deciding game of Norris Division Semi-Finals.

May 2, 1967

Jim Pappin supplies the winner as the Leafs notch Stanley Cup #11 with 3-1 verdict over the Canadiens at MLG. The roster included 42-year old Johnny Bower, and 41-year old Allan Stanley as well as seven others over the age of 30.

## JUNE

June 10, 1964

Toronto drafts goalie Terry Sawchuk from Detroit Red Wings in NHL Inter-League Draft. Leafs selected immediately after Sawchuk was exposed by the Red Wings.

June 14, 2010

Dion Phaneuf named captain.

June 17, 1993

Pat Burns becomes first Leaf Coach to win Jack Adams Award as Coach of the Year and Doug Gilmour first Leaf awarded Selke Trophy as best defensive forward in the NHL.

June 28, 1994

Leafs trade Wendel Clark, Sylvain Lefebvre, Landon Wilson and their first-round Draft choice to Quebec for Mats Sundin, Garth Butcher, Todd Warriner and Quebec's first-round Draft choice; Leafs acquire Mike Ridley and a first-round Draft choice from Washington for Rob Pearson and a first-round Draft choice.

June 29, 2000

Wendel Clark announces his retirement after 15 seasons in the NHL, 13 of which were spent with the Maple Leafs.

## JULY

July 1, 1991

Cliff Fletcher assumes duties as President, Chief Operating Officer and General Manager of the Maple Leafs.

July 18, 1990

Johnny Bower ends his 32-year term with the organization as he retires as a scout.

## AUGUST

August 14, 2009

Leaf great Ted Kennedy passes away. He won five Stanley cups with the Leafs (1944-45, 1946-47, 1947-48, 1948-49, 1950-51) and served as team captain from 1948 to 1955, and again in 1956-57. In 1955, Kennedy became only the second Leaf (Babe Pratt, 1944) to claim the Hart Trophy as the NHL's most valuable player.

August 18, 1994

Doug Gilmour named 15th Captain in Maple Leafs' history at Hockey Hall of Fame ceremony.

## SEPTEMBER

September 11, 1993

Maple Leafs face the Rangers at Wembley Arena in London, England in the first of two pre-season games on consecutive days. New York outscored Toronto 8-4 in winning both contests of the "French's Cup".

September 30, 1997

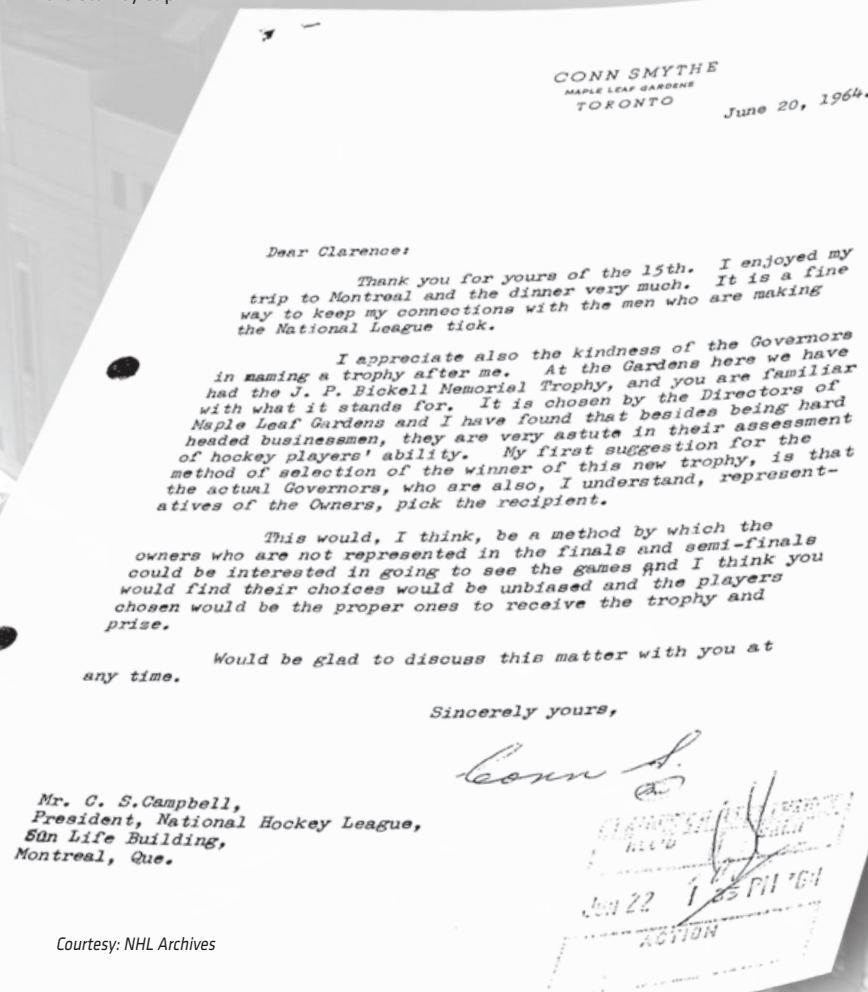
Mats Sundin named captain.

## CONN SMYTHE TROPHY

The Conn Smythe Trophy was introduced in 1964 by Maple Leafs Gardens Limited to honour Conn Smythe, the former owner, general manager, and coach of the Toronto Maple Leafs and a member of the Hockey Hall of Fame as a builder. The trophy's design is similar to Maple Leaf Gardens, the arena in which the Maple Leafs played their home games from 1931 to 1999. A replica of a Maple Leaf adorns the trophy as well.

The Conn Smythe Trophy is awarded annually to the player judged most valuable to his team during the National Hockey League's Stanley Cup playoffs. The Conn Smythe Trophy has been awarded 45 times to 39 players since the 1964-65 NHL season. Each year, at the conclusion of the final game of the Stanley Cup Final, members of the Professional Hockey Writers' Association vote to elect the player deserving of the trophy.

Dave Keon's name resides on the trophy as the 1967 winner when the Maple Leafs defeated Chicago and Montreal in the playoffs to capture the Stanley Cup.



Courtesy: NHL Archives



## TROPHY WINNERS

## ART ROSS MEMORIAL TROPHY



An annual award "to the player who leads the league in scoring points at the end of the regular season."

No Leaf has won this trophy since its inception in 1948

Prior to 1948 these Leafs led the NHL in scoring

1929 – Ace Bailey  
1932 – Harvey Jackson  
1934 – Charlie Conacher  
1935 – Charlie Conacher  
1938 – Gordie Drillon

## CALDER MEMORIAL TROPHY



An annual award "to the player selected as the most proficient in his first year of competition in the NHL."

1937 – Syl Apps  
1943 – Gaye Stewart  
1944 – Gus Bodnar  
1945 – Frank McCool  
1947 – Howie Meeker  
1958 – Frank Mahovlich  
1961 – Dave Keon  
1963 – Kent Douglas  
1966 – Brit Selby

## HART MEMORIAL TROPHY



An annual award "to the player adjudged to be the most valuable to his team."

1944 – Babe Pratt  
1955 – Ted Kennedy

## LADY BYNG MEMORIAL TROPHY



An annual award "to the player adjudged to have exhibited the best type of sportsmanship and gentlemanly conduct combined with a high standard of playing ability."

1932 – Joe Primeau  
1938 – Gordie Drillon  
1942 – Syl Apps  
1952 – Sid Smith  
1955 – Sid Smith  
1961 – Red Kelly  
1962 – Dave Keon  
1963 – Dave Keon  
2003 – Alexander Mogilny

## VEZINA TROPHY



An annual award "to the goalkeeper adjudged to be the best at his position" as voted by the general managers of each of the 30 clubs.

1941 – Turk Broda  
1948 – Turk Broda  
1951 – Al Rollins  
1954 – Harry Lumley  
1961 – Johnny Bower  
1965 – Johnny Bower & Terry Sawchuk  
1981 – Michel Larocque (Montreal)

## TROPHY WINNERS

## MASTERTON TROPHY



An annual award "to the player who best exemplifies the qualities of perseverance sportsmanship and dedication to hockey."

2008 – Jason Blake

## KING CLANCY MEMORIAL TROPHY



An annual award "to the player who best exemplifies leadership qualities on and off the ice and has made a noteworthy humanitarian contribution in his community."

2000 – Curtis Joseph


## SELKE TROPHY



An annual award "to the forward who best excels in the defensive aspects of the game."

1993 – Doug Gilmour


## JACK ADAMS TROPHY



An annual award "to the NHL coach adjudged to have contributed the most to his team's success."

1993 – Pat Burns

## MOLSON CUP AWARD



An annual team award to the Leaf player having accumulated the most Molson Cup points by three star selections.

1974 – Borje Salming  
1975 – Darryl Sittler  
1976 – Darryl Sittler  
1977 – Borje Salming  
1978 – Borje Salming  
1979 – Darryl Sittler  
1980 – Borje Salming  
1981 – Darryl Sittler/  
Wilf Paiement  
1982 – Michel Larocque  
1983 – Rick Vaive  
1984 – Rick Vaive  
1985 – Bill Derlago  
1986 – Ken Wregget  
1987 – Rick Vaive  
1988 – Ken Wregget  
1989 – Gary Leeman  
1990 – Gary Leeman  
1991 – Peter Ing

1992 – Grant Fuhr  
1993 – Doug Gilmour  
1994 – Doug Gilmour  
1995 – Mats Sundin  
1996 – Felix Potvin  
1997 – Felix Potvin  
1998 – Felix Potvin  
1999 – Curtis Joseph  
2000 – Curtis Joseph  
2001 – Curtis Joseph  
2002 – Mats Sundin  
2003 – Ed Belfour  
2004 – Ed Belfour  
2006 – Mats Sundin  
2007 – Mats Sundin  
2008 – Vesa Toskala  
2009 – Vesa Toskala  
2010 – Phil Kessel  
2011 – Phil Kessel



# NHL AWARDS

YEAR	PLAYER	AWARD	WEEK/MONTH	STATS
1986	Steve Thomas	Rookie/Month	January	-
1990	Peter Ing	Rookie/Month	December	-
1993	Felix Potvin	Player/Week	January 25	3-0-0, 0.67 GAA
1993	Felix Potvin	Rookie/Month	February	5-2-2, 1.97 GAA
1993	Doug Gilmour	Player/Week	February 22	3GP, 2G, 6A, 8 PTS
1993	Felix Potvin	Player/Week	October 18	3-0-0, 1.67 GAA
1993	Felix Potvin	Player/Month	October	9-1-0, 2.20 GAA
1994	Felix Potvin	Player/Week	January 17	4-0-0, 1.22 GAA
1997	Steve Sullivan	Rookie/Month	March	14GP, 4G, 7A, 11PTS
1997	Mike Johnson	Rookie/Month	December	-
1998	Felix Potvin	Player/Week	March 16	3-1-0, 1.25 GAA
1998	Mats Sundin	Player/Week	October 25	3GP, 2G, 5A, 7PTS
1999	Sergei Berezin	Player/Week	April 4	3GP, 5G, 2A, 7PTS
2000	Curtis Joseph	Player/Week	February 27	3-0-0, 2.00 GAA
2000	Yanic Perreault	Player/Week	March 12	4GP, 5G, 3A, 8PTS
2002	Darcy Tucker	Player/Week	April 14	4GP, 4G, 5A, 9PTS
2002	Ed Belfour	Player/Week	November 24	2-0-0, 0.00 GAA
2004	Ed Belfour	Defensive/Week	January 25	3-0-0, 1.00 GAA
2004	Brian Leetch	Offensive/Week	March 21	4GP, 2G, 5A, 7PTS
2004	Ed Belfour	Defensive/Week	April 4	3-0-0, 0.67 GAA
2005	Bryan McCabe	Defensive/Week	October 16	4GP, 1G, 7A, 8PTS
2005	Bryan McCabe	Offensive/Week	November 20	3GP, 3G, 4A, 7PTS
2006	Mats Sundin	Third Star/Week	October 15	6GP, 4G, 4A, 8PTS
2006	Andrew Raycroft	Second Star/Week	November 5	3-0-0, 1.67 GAA
2007	Andrew Raycroft	First Star/Week	February 4	3-0-0, 1.33 GAA
2008	Mats Sundin	First Star/Week	March 2	4GP, 4G, 4A, 8PTS
2008	Vesa Toskala	Second Star/Week	March 23	3-0-0, 2.00 GAA
2009	Tomas Kaberle	First Star/Week	November 1	4GP, 2G, 10A, 12PTS
2009	Niklas Hagman	Third Star/Week	November 29	3GP, 5G, 0A, 5PTS
2010	J.S. Giguere	Second Star/Week	February 7	2-0-0, 0.00 GAA
2011	Phil Kessel	First Star/Week	February 27	4GP, 4G, 4A, 8PTS
2011	James Reimer	Rookie/Month	March	9-4-1, 2.87 GAA, 1SO



Mats Sundin was named the recipient of the Mark Messier Leadership Award for the 2007-08 season in recognition for his outstanding performance as a player, his leadership skills and his dedicated humanitarian efforts.

# ALL-STAR GAME PARTICIPATION

The following Maple Leafs were selected as mid-season All-Stars:

SEASON	MAPLE LEAFS	POINTS/GOALS AGAINST
1968-69	Tim Horton	0
	Norm Ullman	1 (assist)
	Ron Ellis	0
1969-70	Dave Keon	0
	Dave Keon	0
1970-71	Paul Henderson	0
1971-72	Paul Henderson	1 (goal)
1972-73	Dave Keon	0
	Jim McKenny	0
1973-74	Norm Ullman	2 (assists)
	Darryl Sittler	2 (goal, assist)
1974-75	Borje Salming	0
1975-76	Wayne Thomas	4 goals against
	Lanny McDonald	2 (goals)
1976-77	Borje Salming	0
	Ian Turnbull	0
	Lanny McDonald	0
1977-78	Borje Salming	1 (assist)
	Darryl Sittler	1 (goal)
1978-79	Lanny McDonald	0
	Borje Salming	0
	Darryl Sittler	1 (assist)
1979-80	Dave Burrows	0
	Darryl Sittler	1 (assist)
1980-81	Robert Picard	0
1981-82	Rick Vaive	1 (goal)
	Bob Manno	0
1982-83	Rick Vaive	1 (goal)
1983-84	Rick Vaive	3 (all assists)
1984-85	Miroslav Frycer	1 (goal)
1985-86	Wendel Clark	0
1986-87	None - Rendezvous '87 (Team NHL vs Soviet Union)	0
1987-88	Al Iafrate	0
1988-89	Gary Leeman	2 (goal, assist)
1989-90	Al Iafrate	0
1990-91	Vincent Damphousse	4 (all goals) MVP
1991-92	Dave Ellett	1 (assist)
1992-93	Doug Gilmour	1 (goal)
1993-94	Doug Gilmour	1 (assist)
	Dave Andreychuk	2 (goal, assist)
	*Felix Potvin	3 goals against
	Wendel Clark	Did not attend due to injury
1994-95	Did not play due to work stoppage.	0
1995-96	Mike Gartner	0
	Mats Sundin	1 (assist)
	Larry Murphy	0
	Felix Potvin	1 goal against
1996-97	Mats Sundin	1 (assist)
1997-98	Mats Sundin	1 (assist)
1998-99	Mats Sundin	4 (goal, 3 assists)
	Curtis Joseph	Did not attend due to injury
1999-00	**Mats Sundin (543,428)	0
	**Curtis Joseph (554,789)	3 goals against
	Dmitry Yushkevich	2 (goal, assist)
2000-01	Mats Sundin	4 (2 goals, 2 assists)
2001-02	Mats Sundin	2 (assists)
	Tomas Kaberle	1 (assist)
2002-03	Mats Sundin	Did not attend due to injury
	Ed Belfour	Did not attend due to injury
2003-04	Mats Sundin	2 (assists)
	Gary Roberts	2 (goal, assist)
2004-05	Did not play due to work stoppage	0
2005-06	None - 2006 Torino Olympics	0
2006-07	Tomas Kaberle	0
2007-08	Tomas Kaberle	0
2008-09	Tomas Kaberle	2 (assists)
2009-10	None - 2010 Vancouver Olympics	0
2010-11	Phil Kessel	0

\*Felix Potvin earned 231,993 fan votes to become the first Maple Leaf to ever start the All-Star Game at any position since the inception of the balloting system in 1985-86.

\*\*Voted by the fans as a starter for the All-Star Game (number of votes in brackets).

Prior to 1968-69, the All-Star Game participants consisted of the previous season's Stanley Cup winner versus All-Stars selected from the remainder of the league.

## ALL-STARS

These Toronto Maple Leafs have been selected to the National Hockey League year-end All-Star Teams. Numbers indicate first or second team.

**1930-31**

King Clancy, defence (1st)

**1931-32**

Harvey Jackson, left wing (1st)  
King Clancy, defence (2nd)  
Charlie Conacher, right wing (2nd)  
Dick Irvin, coach (2nd)

**1932-33**

King Clancy, defence (2nd)  
Charlie Conacher, right wing (2nd)  
Harvey Jackson, left wing (2nd)  
Dick Irvin, coach (2nd)

**1933-34**

King Clancy, defence (1st)  
Charlie Conacher, right wing (1st)  
Harvey Jackson, left wing (1st)  
Joe Primeau, centre (2nd)  
Dick Irvin, coach (2nd)

**1934-35**

Charlie Conacher, right wing (1st)  
Harvey Jackson, left wing (1st)  
Dick Irvin, coach (2nd)

**1935-36**

Charlie Conacher, right wing (1st)  
Bill Thoms, centre (2nd)

**1936-37**

Harvey Jackson, left wing (1st)

**1937-38**

Gord Drillon,\* right wing (1st)  
Syl Apps, centre (2nd)  
\*Tied with Cecil Dillon, New York Rangers

**1938-39**

Syl Apps, centre (1st)  
Gord Drillon, right wing (1st)

**1940-41**

Turk Broda, goal (1st)  
Wally Stanowski, defence (1st)  
Sweeney Schriner, left wing (1st)  
Syl Apps, centre (2nd)

**1941-42**

Syl Apps, centre (1st)  
Turk Broda, goal (2nd)  
Bucko McDonald, defence (2nd)  
Gord Drillon, right wing (2nd)

**1942-43**

Lorne Carr, right wing (1st)  
Syl Apps, centre (2nd)

**1943-44**

Babe Pratt, defence (1st)  
Lorne Carr, right wing (1st)  
Paul Bibault, goal (2nd)  
Hap Day, coach (2nd)

**1944-45**

Babe Pratt, defence (2nd)

**1945-46**

Gaye Stewart, left wing (1st)

**1947-48**

Turk Broda, goal (1st)

**1949-50**

Gus Mortson, defence (1st)  
Ted Kennedy, centre (2nd)

**1950-51**

Jim Thomson, defence (2nd)  
Ted Kennedy,\* centre (2nd)  
Sid Smith, left wing (2nd)  
\*Kennedy tied with Sid Abel, Detroit

**1951-52**

Jim Thomson, defence (2nd)  
Sid Smith, left wing (2nd)

**1953-54**

Harry Lumley, goal (1st)  
Tim Horton, defence (2nd)  
Ted Kennedy, centre (2nd)

**1954-55**

Harry Lumley, goal (1st)  
Sid Smith, left wing (1st)

## ALL-STARS

**1955-56**

Tod Sloan, centre (2nd)

**1959-60**

Allan Stanley, defence (2nd)

**1960-61**

Johnny Bower, goal (1st)  
Frank Mahovlich, left wing (1st)  
Allan Stanley, defence (2nd)

**1961-62**

Carl Brewer, defence (2nd)  
Dave Keon, centre (2nd)  
Frank Mahovlich, left wing (2nd)

**1962-63**

Carl Brewer, defence (1st)  
Frank Mahovlich, left wing (1st)  
Tim Horton, defence (2nd)

**1963-64**

Tim Horton, defence (1st)  
Frank Mahovlich, left wing (2nd)

**1964-65**

Carl Brewer, defence (2nd)  
Frank Mahovlich, left wing (2nd)

**1965-66**

Allan Stanley, defence (2nd)  
Frank Mahovlich, left wing (2nd)

**1966-67**

Tim Horton, defence (2nd)

**1967-68**

Tim Horton, defence (1st)

**1968-69**

Tim Horton, defence (1st)

**1970-71**

Dave Keon, centre (2nd)  
Jacques Plante, goal (2nd)

**1974-75**

Borje Salming, defence (2nd)

**1975-76**

Borje Salming, defence (2nd)

**1976-77**

Borje Salming, defence (1st)  
Lanny McDonald, right wing (2nd)

**1977-78**

Borje Salming, defence (2nd)  
Darryl Sittler, centre (2nd)

**1978-79**

Borje Salming, defence (2nd)

**1979-80**

Borje Salming, defence (2nd)

**2001-02**

Mats Sundin, centre (2nd)

**2003-04**

Bryan McCabe, defence (2nd)  
Mats Sundin, centre (2nd)

## ALL-TIME SWEATER NUMBERS

\*Some players wore two or more numbers.

\*Includes regular season and playoffs but does not include 2011-12 season.

1

Baz Bastien, Gord Bell, Tim Bernhardt, Paul Bibeault, Johnny Bower, Turk Broda, Lorne Chabot, Ed Chadwick, Gerry Cheevers, Bruce Dowie, Bruce Gamble, Ben Grant, George Hainsworth, Peter Ing, Ed Johnston, Mark Laforest, Michel Larocque, Harry Lumley, Cesare Plante, Justin Pogge, Darren Poppa, Andrew Rutherford, Jeff Reese, Damian Rhodes, Kurt Ridley, Johnny Roach, Jim Rutford, Don Simmons, Al Smith, Gary Smith, Rick St. Croix, Phil Stein, Vince Tremblay, Dunc Wilson, Ross "Lefty" Wilson.

2

Wade Belak, Carl Brewer, Garth Butcher, Bobby Copp, Bert Corbeau, Gerald Diduck, Jerome Dupont, Dallas Eakins, Ted Fauss, Bob Goldham, Danny Hillman, Brad Horner, Greg Hotham, Trevor Johansen, Brian Leetch, Sylvain Lefebvre, Rick Ley, Joe Lundrigan, Darvin McCutcheon, Ric Nattress, Gary Nylund, Pierre Pilote, Babe Pratt, Beathie Ramsey, Marc Reaume, Luke Richardson, Luke Schenn, Art Smith, Wally Stanowski, Jim Thomson, Ian Turnbull, Rob Zetter.

3

Al Arbour, Wade Belak, Jim Benning, Mickey Blake, William Brydger, Larry Carriere, Sylvain Cote, Hap Day, Dale Degray, Art Duncan, Daryl Evans, Garnet Exelby, Fern Flaman, Jimmy Fowler, Todd Gill, John Grisdale, Reg Hamilton, Pierre Hedin, Flash Hollett, Syd Howe, Grant Jennings, Alex Levinsky, Bob Manno, Dave Manson, Brad Marsh, Matt Martin, Bucko McDonald, Marc Moro, Jim Morrison, Gus Mortonson, Joel Murray, Randy Murray, Bob Neely, Dion Phaneuf, Marcel Pronovost, Joel Quenneville, Pat Ribble, Bob Rouse, Duane Rupp, Charlie Sands, Brad Selwood, Dave Shand, Art Smith, Darryl Shannon, D.J. Smith, Harry Watson.

4

Reid Bailey, Hugh Bolton, Cory Cross, Kevin Dahl, Bob Davidson, Hap Day, Art Duncan, Dave Dunn, Dave Ellett, Jeff Finger, Greg Hotham, Trevor Johansen, Red Kelly, Steve Kraftcheck, Rick Lanz, Gary Leeman, Brad Maxwell, Bob McGill, Mike Pelyk, Robert Picard, Tracy Pratt, Duane Rupp, Dave Shand, Darryl Shannon, D.J. Smith, Harry Watson.

5

Bill Barilko, Andy Blair, Garth Boesch, King Clancy, Bill Carson, Bob Davidson, Corbett Denny, Reg Hamilton, Pep Kelly, Nick Metz, Moe Morris.

6

Ace Bailey, Charlie Conacher, Ron Ellis, George Patterson.

7

Max Bentley, King Clancy, Terry Clancy, Dan Cox, Garnet Exelby, Kelly Fairchild, Jim Harrison, Jim Herberts, Tim Horton, Bingo Kampman, Butch Keeling, Derek King, Bert McCaffrey, Lanny McDonald, Jack McLean, Dave McLlwain, Sergio Momesso, Ken Murray, Frank Nighour, Jason Podolyn, Bud Poile, Joe Primeau, Mike Ridley, Gary Roberts, Doc Romnes, David Sacco, Rocky Saganuik, Jack Shill, Bill Taylor, Greg Terrier, Gilles Thibault, Bill Thoms, Ian White.

8

Mike Allison, Tim Armstrong, Don Ashby, Ace Bailey, Ken Baumgartner, Aki Berg, Gus Bodnar, Buzz Boll, Murph Chamberlain, Carlo Colaiacovo, Rick Costello, Hal Cotton, Tie Dorn, Jim Dorey, Gerry Ehman, Alex Faulkner, Ron Ellis, Chris Govedaris, Todd Hawkins, Dmitri Khristich, Joe Klukay, Mike Komisarski, Les Kozak, Pete Langelle, John MacMillan, Norm Mann, Willie Marshall, Paul Masnick, Bob McGill, Sean McKenna, Don Metz, Rick Mulhern, Gary Nylund, Fred Perlini, Walt Poddubny, Rob Ramage, Larry Regan, Rocky Saganuik, Brit Selby, Sid Smith, Jack Valiquette, Todd Warriner, Gary Yaremchuk.

9

Stewart Adams, Glenn Anderson, Nik Antropov, Colby Armstrong, Don Ashby, Andy Bathgate, Mark Bell, Lorne Carr, Lex Chisholm, Charlie Conacher, Russ Courtinall, Mike Craig, Dick Duff, Brent Gavin, Alex Gray, Niklas Hagman, Dave Hannan, Josh Holden, Stewart Imlach, Busher Jackson, Calle Johansson, Pep Kelly, Ted Kennedy, Gerald Lowrey, Dan Maloney, Alexander Sugolov, Norm Ullmann.

10

Glenn Anderson, John Anderson, Syl Apps, George Armstrong, Bill Berg, Vincent Damphousse, George Ferguson, Ron Francis, Aaron Gavey, Roger Jenkins, Butch Keeling, Ted Kennedy, Brad May, Nick Metz, Zdenek Nedved, Eric Pettinger, Joe Primeau, Marian Stastny, Alex Steen, Garry Valk.

11

Nik Antropov, Andy Blair, Fred Boimistruck, Bruce Boudreau, Harold Cotton, Dave Creighton, David Downie, Art Duncan, Ron Ellis, Gerry Foley, Mike Gartner, Todd Gill, Gaston Gingras, Mark Greig, Inge Hammarstrom, Red Horner, Jack Ingolsby, Busher Jackson, Gerry James, Larry Landon, Guy Larose, Gary Leeman, Al MacNeil, Walt McKechnie, Howie Meeker, Don Metz, Rudy Migay, Bob Nevin, Owen Nolan, Murray Oliver, Cam Plante, Norman (Bud) Poile, Sweeney Schriner, Brit Selby, Fredrik Sjostrom, Ted Sloan, Bob Solinger, Steve Sullivan, Jiri Tlustý, Guy Trottier, Ron Wilson.

12

Ace Bailey, Andy Blair, Serge Boisvert, Laurie Boschman, Bruce Boudreau, Wayne Carleton, Brandon Convery, Gord Drillon, Bill Ezinicki, Frank Finnigan, Tom Fitzgerald, Fern Flaman, Jim Harrison, Jeff Jackson, Wes Jarvis, Roger Jenkins, Ross Johnstone, Ted Kennedy, Hec Kilrea, Kris King, Al MacNeil, Gary McAdam, Dale McCourt, Larry Mickey, Mark Osborne, Rob Pearson, Walt Poddubny, Babe Pratt, Eddie Rodden, Doug Shedden, Art Smith, Lorne Stampler, Pete Stelmowski, Lee Stempniak, Ron Stewart, Steve Thomas, Erol Thompson, Dixon Ward.

13

Ken Linseman, Mats Sundin, Ken Yaremchuk.

14

Dave Andreychuk, Peter Backor, Steve Backor, George Boothman, Red Carr, Murph Chamberlain, Rob Cimetta, Bobby Copp, Harold Cotton, Brian Cullen, Miroslav Frycer, Bob Gracie, Bob Goldham, Harold Halderson, Ted Hampson, Darby Hendrickson, Jonas Hoglund, Buck Jones, Mike Kaszycki, Dave Keon, Craig Laughlin, Rudy Lowrey, Vic Lynn, Gus Marker, John McLellan, Johnny McCredy, Rudy Migay, Gary Monahan, Jim Morrison, Wilf Palment, Dave Reid, Rene Robert, Matt Stajan, Dave Tomlinson, Bill Thoms, Stan Weir, Ron Wilson.

15

George Armstrong, Jim Benning, Pat Boutette, Wally Boyer, Bill Carson, Les Costello, Marty Dallman, Ken Doraty, Denis Dupere, Mike Foligno, Lou Franceschetti, Dave Gagner, Benny Grant, Jack Hamilton, Billy Harris, Pat Hickey, Flash Hollett, Red Horner, Syd Howe, Mike Hudson, Peter Ihnacak, Art Jackson, Larry Jeffrey, Marcos Kaberle, Pep Kelly, Derek Laxdal, Claude Loiselle, Paul Marshall, Bob McGill, Howie Meeker, Don Metz, Nick Metz, Earl Miller, Dmitri Mironov, Joe Primeau, Gary Sabourin, Brit Selby, Ted Sloan, Brian Spencer, Bob Stephenson, Gaye Stewart, Bill Sutherland, Gary Unger, Mike Walton, Brian Wiseman, Ken Yaremchuk.

16

Russ Adam, Syl Apps, Earl Balfour, Jamie Baker, Craig Berube, Lonny Bohonos, Leo Boivin, George Bouchard, Nikolai Borschevsky, Greg Britz, Arnie Brown, Ray Ceresino, Jack Church, Terry Conacher, Rich Costello, Russ Courtinall, Brian Cullen, Harold Darragh, Ernie Dickens, Tim Ecclestone, Bill Ezinicki, Paul Fenton, Benny Grant, Ray Hannigan, Billy Harris, Darby Hendrickson, Red Horner, Pat Hickey, Larry Hillman, Dan Hodgson, Tim Horton, Art Jackson, Gerry James, Wes Jarvis, Jim Jones, Greg Johnston, Mike Kaszycki, Rick Kehoe, Pep Kelly, Gary Leeman, Alex Levinsky, Jamie Lundmark, Clarke MacArthur, Blair MacKasey, Fleming Mackell, John McCormack, Nick Metz, Jim Mikel, Dickie Moore, Eric Nesterenko, Frank Nigro, Ed Olczyk, Bert Olmstead, Randy Osburn, George Parsons, Bud Poile, Charlie Sands, Rod Seiling, Sid Smith, Wally Stanowski, Gaye Stewart, Bill Thoms, Darcy Tucker, Mike Walton, Bob Warner, Ken Yaremchuk.

## ALL-TIME SWEATER NUMBERS

17

Murray Armstrong, Bob Bailey, Alain Belanger, Buzz Boll, Bruce Boudreau, Doug Brindley, Jerry Butler, Wendell Clark, Brian Conacher, Bob Davidson, Ab Demarco, Dave Downie, Bruce Draper, Dick Duff, Denis Dupere, Gerry Ehman, Paul Evans, Bill Ezinicki, Jack Forsey, Cal Gardner, Stewart Gavin, Bob Goldham, Benny Grant, Jack Hamilton, Gord Hannigan, Duke Harris, Bob Hassard, Red Heron, Paul Higgins, Bronco Horvath, Art Jackson, Harvey Jackson, Jim Jarvis, Bingo Kampman, Rick Kehoe, Joe Klukay, Don McKenney, Nick Metz, Jim Pappin, Jean Paul Parise, Eric Prentice, Wayne Primeau, Fred Robertson, Duane Rupp, Charlie Sands, Rod Seiling, Floyd Smith, Bill Stewart, Blaine Stoughton, Harry Taylor, Rys Thomson.

18

Al Arbour, Norm Armstrong, Bob Bailey, Alain Belanger, Garth Boesch, Leo Boivin, Carl Brewer, Mike Brown, Brian Conacher, Brian Cullen, Bob Davidson, Harold Druken, Paul Gagne, Paul Gardner, Ernie Godden, Red Heron, Peter Ihnacak, Art Jackson, Bill Juzda, Chad Kilger, Craig Laughlin, Kevin Maguire, Kent Manderville, Bob Manno, Gus Marker, Gary Marsh, Shep Mayer, Allyn McCauley, Jim McKenny, Jack McLean, Don Metz, Winder O'Neill, Jim Pappin, George Parsons, Scott Pearson, Wayne Presley, Wayne Primeau, David Reid, Ron Sedlbauer, Jack Shill, Peter White, Jeremy Williams.

19

Doug Baldwin, Bill Barilko, Leo Boivin, Hugh Bolton, Bruce Boudreau, Turk Broda, Jack Church, Ray Corrigan, Barry Cullen, John Cullen, Bill Derlago, Kent Douglas, Jeff Farkas, Tom Fergus, Paul Flett, Jack Hamilton, Paul Henderson, Greg Hubick, Gerry James, Kenny Jonsson, Dmitri Khristich, Joe Klukay, Joffrey Lupul, Norm Mann, Bucko McDonald, Don Metz, Nick Metz, Fredrik Modin, Dominic Moore, Gus Mortonson, Eric Nesterenko, Mikael Renberg, Jack Schill, Ron Stewart, Alexander Sugolov, Billy Taylor, Don Webster, John Wilson.

20

Claire Alexander, George Armstrong, Don Ashby, Bob Bailey, Ed Belfour, Mickey Blake, Hugh Bolton, Bill Burega, Larry Cahan, Ed Chadwick, Jack Church, Frank Dunlap, Jeff Farkas, Frank Finnigan, Hank Guldop, Reg Hamilton, Christian Hanson, Bob Hassard, Tim Horton, Jack Ingolsby, Ralph Intranuovo, Art Jackson, Mike Johnson, Terry Johnson, Bingo Kampman, Mike Kaszycki, Ted Kennedy, Mark Kirtson, Jim Korn, Alexei Kudashov, Paul Lawless, Don Luce, Frank Mathers, Kevin McClelland, John McCormack, John McCredy, Gary Monahan, Zdenek Nedved, Mike Pelyk, Bob Pulford, Bobby Reynolds, Joe Sacco, Jack Schill, Al Second, Ted Sloan, Wally Stanowski, Rick Sutter, Jim Thomson, Rick Vaive.

21

Gary Aldcorn, Bob Bailey, Bill Barilko, Bobby Baun, Gus Bodnar, Leo Boivin, Aaron Broten, Terry Clancy, Mariusz Czerkawski, Bob Dawes, Gord Drillon, Mike Eastwood, Jack Howard, Ron Hurst, Pete Langelle, Danny Lewicki, Parker MacDonald, Adam Mair, Norm Mann, Jack Markie, Willie Marshall, Jamal Mayers, Sean McKenna, Rudy Migay, Jim Morrison, Kirk Muller, Mark Osborne, Mike Pelyk, John Pohl, Martin Prochazka, Bob Reichel, Warren Rychel, Borje Salming, Darryl Sly, Bob Solinger, Gaye Stewart, Billy Taylor, Harry Taylor.

22

Doug Acomb, Gary Aldcorn, Earl Balfour, Ken Baumgartner, Francois Beauchemin, Jack Bionda, Charles Blair, Mike Blaisdell, Arnie Brown, Mike Bullard, Lex Chisholm, Brian Conacher, Les Costello, Dave Creighton, Brian Cullen, Boyd Devereaux, Dave Fortier, Jack Hamilton, Reg Hamilton, Gord Hannigan, Larry Hillman, Ron Hurst, Larry Jeffrey, Danny Johnson, Forbes Kennedy, Ken Klee, Igor Korolev, Fleming MacKell, Al MacNeil, Brian Marchinko, Don Marshall, Shep Mayer, Rudy Migay, Jim Morrison, Alexei Ponikarovskiy, Scott Pearson, Michel Petit, Luke Richardson, Ted Sloan, Sid Smith, Brian Spencer, Cy Thomas, Erol Thompson, Ray Timgren, Rick Vaive, Glen Wesley, Tiger Williams.

23

Bob Bailey, Earl Balfour, Hugh Bolton, Greg Britz, Turk Broda, Jeff Brubaker, Randy Carlyle, Dave Creighton, Joe Crozier, Bob Dawes, Ernie Dickens, Harold Druken, Slava Duris, Dave Farish, John Gibson, Todd Gill, Hank Goldup, Pat Graham, Gord Hannigan, Pat Hannigan, Andre Hise, Dave Hutchison, Brett Lebda, Danny Lewicki, Bill MacMillan, Phil Maloney, Alexei Ponikarovskiy, Noel Price, Pat Quinn, Al Rollins, Phil Samis, Eddie Shack, Dale Smeds, Bob Solinger, Ken Strong, Petr Svoboda, Ray Timgren, Jeff Ware.

24

Norman Aubin, Patrik Augusta, Earl Balfour, Gord Bell, Drake Berehowsky, John Brennen, Al Buchanan, Mike Byers, Gary Collins, Dan Daoust, Dick Duff, Slava Duris, Aut Erickson, Jonas Frogren, Brian Glennie, Per Gustafsson, Brent Imlach, Ed Joyal, Bill Kendall, John MacMillan, Al MacNeil, Darryl Maggs, Willie Marshall, Bryan McCabe, Jim Morrison, Mike Nykoluk, Tom Pederson, Michel Petit, Joe Sacco, Terry Sawchuk, Darryl Shannon, Don Simmons, D.J. Smith, Sid Smith, Ron Stewart, Scott Thornton, Randy Wood.

25

Greg Andrusak, John Arundel, Earl Balfour, Willy Brossart, Al Buchanan, Jack Caffery, Wayne Carleton, Bob Dawes, Paul DiPietro, Garry Edmundson, Scott Garland, Hal Gill, Bob Hassard, Jeff Jackson, Alexander Khavanov, Orland Kurtenbach, Tom Kuvers, Ed Litzenberger, Jyrki Lumme, John MacMillan, Phil Maloney, Milan Marretta, Terry Martin, Gil Mayer, Jim McIntyre, Jim McKenny, Eric Nesterenko, Joe Niemi, Ben Ondrus, George Parsons, Bud Poile, Marc Reaume, David Reid, Bill Root, Rod Schutt, Jason Smith, Greg Smyth, Bob Solinger, Peter Stelmowski, Mike Stothers, Frank Sullivan, Steve Thomas, Darren Veitch, Leigh Verstraete, Ron Ward, Terry Yake, Gary Yaremchuk, Peter Zedel.

26

Gary Aldcorn, Bob Baun, Dave Burrows, Jack Capuano, Russ Courtinall, Paul Healey, Jamie Heward, Bill Kitchen, Chris Kotsopoulos, Mike Krushelnyski, Rick Ley, Bob Liddington, Frank Mahovich, Wally Maxwell, Bob McGill, Basil McRae, Gerry Meehan, Barry Melrose, Lyle Moffat, Craig Muni, Ben Ondrus, Nathan Perrott, Allan Stanley, Mike Stevens, Mike Van Ryn, Darren Veitch, Kurt Walker, Craig Wolanin, Dmitry Yushkevich, Mike Zigomanis.

27

Shayne Corson, Brian Cullen, Lucien DeBlois, Ken Girard, Miroslav Ihnacak, John Kordic, Frank Mahovich, Bryan Marchment, Chris McRae, Gerry Meehan, Gord Nelson, Mike Nykoluk, Michael Peca, Dave Semenko, Darryl Sittler.

28

John Anderson, Carl Brewer, Bruce Boudreau, Randy Carlyle, Brian Curran, Tie Dorn, Paul Evans, Dave Farish, David Harlock, Benoit Hogue, Val James, Derek Lavdal, Kevin Maguire, Paul Marshall, Bill McCreary, Colton Orr, Mike Pelyk, Fred Perlini, Bill Root, Bob Rouse, Darryl Shannon, Greg Smyth, Leigh Verstraete, Blake Wesley, Rod Willard, Gary Yaremchuk.

29

Drake Berehowsky, Paul Evans, Martin Gerber, Todd Gill, Ken Hammond, Paul Higgins, Matt Lashoff, Joey MacDonald, Chris McRae, Mike Palmateer, Fred Perlini, Karel Pilar, Justin Pogge, Felix Potvin, Darryl Shannon, Brad Smith, Bill Thoms, Vincent Tremblay.

30

Jean-Sebastien Aubin, Tom Barrasso, Allan Bester, Sebastian Centomo, Don Edwards, Bruce Gamble, Paul Harrison, Glenn Healy, Michel Larocque, Ron Low, Bernie Parent, Terry Sawchuk, Al Smith, Rick St. Croix, Wayne Thomas, Vince Tremblay, Rick Wamsley, Dunc Wilson, Ken Wreggett.

31

Don Beaupre, Allan Bester, Marcel Cousineau, Jiri Crha, Marv Edwards, Curt Fuhr, Pierre Hamel, Peter Ing, Curtis Joseph, Pavel Kubina, Murray McLachlin, Gord McRae, Bob Parent, Damian Rhodes, Al Smith, Ken Wreggett.

32

Greg Britz, Joe Colborne, Mike Eastwood, Alex Foster, Pierre Hamel, Benoit Hogue, Wes Jarvis, Nick Kypreos, Daniel Marois, Chris McRae, Craig Muni, Frank Nigro, Fred Perlini, Ken Strong, Mikael Tellqvist, Steve Thomas, Kris Versteeg, Gary Yaremchuk, Ron Zanussi.

33

Reid Bailey, Bates Battaglia, Don Beaupre, Jeff Brown, Luca Caputi, David Cooper, Doug Favell, Bob Halkidis, Benoit Hogue, Dave Hutchison, Al Iafate, Craig Johnson, Matt Martin, Chris McAllister, Craig Muni, Curt Ridley, Wayne Thomas, Bob Wren.



## ALL-TIME SWEATER NUMBERS

34

Bryan Berard, Rob Cimetta, Rocky Dundas, Ted Fauss, Flash Hollett, Wes Jarvis, Terry Johnson, Maxim Kondratiev, Jamie Macoun, Craig Muni, Fred Perlini, Dave Reid, James Reimer, Jeff Serowik, Darryl Shannon, Leigh Verstraete, Ken Yaremchuk.

35

Normand Aubin, Bruce Boudreau, Marty Dallman, Jean-Sebastien Giguere, Pat Jablonski, Derek Laxdal, Marc Magnan, Jeff Reese, Curt Ridley, Rod Schutt, Corey Schwab, Vesa Toskala.

36

Brendan Bell, Frank Bialowas, Len Esau, Carl Gunnarsson, Ken McRae, Mike Millar, Jamie Heward, Anton Stralman, Dmitry Yushkevich.

37

Tim Brent, Darby Hendrickson, Trevor Kidd, Mark Kolesar, Eric Lacroix, Don MacLean, Jason Podollan, Doug Shedden, Dave Tomlinson, Ian White.

38

David Harlock, Brad Leeb, Jay Rosehill, Chris Snell, Yannick Tremblay.

39

Kelly Chase, Jeff Farkas, Matt Frattin, Simon Gamache, Travis Green, Mike Kennedy, Ladislav Kohn, John Mitchell, Alexei Ponikarovskiy, Eric Westrum, Clarke Wilm, Ron Zanussi.

40

Tie Domi, Kelly Fairchild, Ken McRae, Phil Oreskovic.

41

Jason Allison, Paul Gagne, Eric Lacroix, Nikolai Kulemin, Matt Stajan, Jiri Tlustý, Shayne Toporowski.

42

Kevyn Adams, Tyler Bozak, David Cooper, Tim Stapleton, Kyle Wellwood.

43

Ken Belanger, Nathan Dempsey, Nazem Kadri, Jay Harrison.

44

Brian Bradley, John Craighead, Anders Eriksson, Ryan Hollweg, Brayden Inwin, Staffan Kronwall, John McIntyre, Yanic Perreault.

45

Carlo Colaiacovo, Marcel Mueller, Zdenek Nedved, Viktor Stalberg.

46

Joey Crabb, Ben Ondrus.

47

Darryl Boyce.

48

Jeremy Williams.

49

Dmitri Yakushin.

50

Darryl Boyce, Jonas Gustavsson.

51

Jeff Hamilton, Rickard Wallin.

52

Robbie Earl, Sean Haggerty, Alexander Karpovtsev.

53

John Pohl.

54

Kris Newbury.

55

Drake Berehowsky, Jason Blake, Korbinian Holzer, Danny Markov, Larry Murphy, Ric Jackman.

56

Andre Deveaux, Andy Wozniowski.

59

Keith Aulie, Jaime Sifers.

67

Robert Svehla.

71

Mike Foligno.

72

Mathieu Schneider.

73

Pavel Kubina.

77

Pavel Kubina.

80

Nik Antropov.

81

Phil Kessel.

84

Mikhail Grabovski.

88

Eric Lindros.

89

Alexander Mogilny.

92

Jeff O'Neill.

93

Doug Gilmour, Alexander Godunov.

94

Sergei Berezin, Yanic Perreault.

96

Phil Housley.

99

Wilf Paiement.

## 2011 HOCKEY HALL OF FAME INDUCTEE

### JOE NIEUWENDYK





These esteemed members of the Hockey Hall of Fame all saw service either as a player or on the organizational side of the Toronto Arenas, Toronto St. Pats or Toronto Maple Leaf Hockey Club. Year in brackets indicates year elected. Players recognized based on the following criteria:

- Skaters: 100 games as a Leaf
- Goaltenders: 80 games as a Leaf
- Coaches: 80 games as a Leaf

## BUILDERS



HAROLD E. BALLARD  
(1977)



J.P. BICKELL  
(1978)



CLIFF FLETCHER  
(2004)



JIM GREGORY  
(2007)



WILLIAM A. HEWITT  
(1947)



FOSTER HEWITT  
(1965)



GEORGE "PUNCH"  
IMLACH (1984)



DICK IRVIN SR.  
(1958)



ROGER NEILSON  
(2002)



RUDY PILOUS  
(1985)



NORMAN "BUD" POILE  
(1990)



FRANK J. SELKE  
(1960)



CONN SMYTHE  
(1958)

## PLAYERS



JACK ADAMS  
(1959)




GLENN ANDERSON  
(2008)



SYL APPS  
(1961)



GEORGE ARMSTRONG  
(1975)



IRVINE "ACE" BAILEY  
(1975)



ED BELFOUR  
(2011)




MAX BENTLEY  
(1966)



JOHNNY BOWER  
(1976)




WALTER "TURK" BRODA  
(1967)



HARRY CAMERON  
(1962)



FRANK "KING" CLANCY  
(1958)




CHARLIE CONACHER  
(1961)



CLARENCE "HAP" DAY  
(1961)



GORD DRILLON  
(1975)



DICK DUFF  
(2006)



CECIL "'BABE" DYE  
(1970)




FERNIE FLAMAN  
(1990)



GRANT FUHR  
(2003)



MIKE GARTNER  
(2001)



DOUG GILMOUR  
(2011)



GEORGE  
HAINSWORTH (1961)



C.R. "RED" HORNER  
(1965)



TIM HORTON  
(1977)



## PLAYERS



HARVEY "BUSER"  
JACKSON (1971)



LEONARD "RED" KELLY  
(1969)



TED KENNEDY  
(1966)



DAVE KEON  
(1986)



HARRY LUMLEY  
(1980)



FRANK MAHOVLICH  
(1981)



LANNY McDONALD  
(1992)



LARRY MURPHY  
(2004)



REG NOBLE  
(1962)



BERT OLMSTEAD  
(1985)



JACQUES PLANTE  
(1978)



WALTER "BABE"  
PRATT (1966)




JOSEPH "JOE"  
PRIMEAU (1966)



MARCEL PRONOVOST  
(1978)



BOB PULFORD  
(1991)



BORJE SALMING  
(1996)



TERRY SAWCHUK  
(1971)



DAVID "SWEENEY"  
SCHRINER (1962)



DARRYL SITTLER  
(1989)



ALLAN STANLEY  
(1981)



NORM ULLMAN  
(1982)



HARRY WATSON  
(1994)

## 2011 HOCKEY HALL OF FAME INDUCTEE DOUG GILMOUR





### PRIOR TO THE INCEPTION OF THE MAPLE LEAFS

Once known as the Arenas and the St. Patricks, Toronto's premier hockey franchise became known as the Maple Leafs after a group headed by Conn Smythe purchased the team on Valentine's Day, February 14, 1927. Taking over a club that earned Stanley Cup championships in 1918 (Toronto Arenas) and 1922 (Toronto St. Pats), Smythe soon started laying the foundation that evolved into the current appearance of the storied Toronto Maple Leafs. Now in charge of Toronto's National Hockey League entry, Smythe's patriotic pride led him to decide on a Maple Leaf as the team's namesake and crest. The Maple Leaf was a proud national symbol to Smythe due to his military career. It is also said that he admired the team name of the East Toronto Maple Leaves whom he scouted regularly. The uniform colours remained green and white for the balance of the 1926-27 season out of respect for the previous organization but a makeshift jersey was employed that year as a Maple Leaf replaced the "St. Pats" on the chest. The next season, he changed the colours to blue and white, likely due to his long time involvement with the University of Toronto Blues hockey team who share the same colours. Past Public Relations Director, Stan Obodiac was fond of saying the blue represented the blue of the Canadian sky and the white represented the white of the Canadian snow.

#### 1927-33

In 1927, the Leafs were the first NHL club to have both a home sweater (blue) and a road sweater (white). This distinction would continue for the following few seasons. Smythe's first proper uniform consisted of a dark blue home jersey with a series of thin-wide-thin striped bands on the arms, leggings and shoulders, and a 48-point Maple Leaf on the chest with the words "Toronto Maple Leafs" displayed upwards, like a smile, on the crest. The Leafs road uniform of the time was white with three stripes of equal width above and below the same Maple Leaf on the chest (just above the waist). These stripes were also on the back of the sweaters and the stockings.

#### 1933-34

Same design, except the thin-wide-thin stripes on the neck and shoulders were replaced with three thin stripes of equal width.



George Patterson  
1927-28



Charlie Conacher  
1929-30



Sid Smith  
1947-48



Jim Thomson & Fernie Flaman  
1952-53



Harry Watson, Harry Lumley, Sid Smith  
1953-54

### 1934-37

The basic design of the Leaf uniform for the next four decades was established just prior to the Ace Bailey Benefit Game. The leggings remained the same – three sets of thin-wide-thin stripes – but the jersey itself consisted of two stripes of equal width on the arms and on the waist. There were no stripes on the shoulder, just a simple white band around the collar. The maple leaf crest remained unchanged. The road uniform was similar, with blue stripes and collar.

### 1937-67

The home uniform remained virtually unchanged during these years except for some subtle alterations to the Maple Leaf crest. The appearance of veins appeared on the crest. As well, the word "Toronto" curving downwards and "Maple Leafs" going straight across appeared in 1937. A 35-point Leaf crest was introduced in 1942. In 1947, the words "Toronto Maple Leafs" appeared in red, but the innovation was largely ceremonial and only lasted one semester. The first appearance of the captain's "C" and the alternate captain's "A" appeared during the 1946-47 season. Other modifications included: highlighting the Leaf crest with a white border (or blue border) and variations to the veins of the Leaf. In 1958, the neck was outfitted with a six-eyelet lace and tie, and this remained a feature of the Leaf uniform until 1973. In 1958, a major alteration was made to the Leafs' road uniform when a solid blue yolk was added to the shoulder, extending from the neck to just above the stripe on the arm. In 1961, when the Leafs began to put numbers on the sleeves of the jersey, this stripe was tapered back to the top of the arm.

### 1967-70

The first major modification in four decades was made to both the Leafs' home and road uniform prior to the start of the 1967 playoffs. The standard 35-point Leaf crest was replaced with a solid 11-point Maple Leaf – similar to the Maple Leaf displayed on the new Canadian flag – in celebration of Canada's centennial year. "Toronto" still curved slightly downward. The two stripes on the arm and waist were replaced with one set of thin-wide-thin stripes, not unlike those on the Leaf uniform of 1928. The road uniform still retained the solid blue yolk on the shoulders.

## 1970-92

Another distinctive change was made to the Leafs uniform prior to the start of the 1970-71 season, when the NHL introduced legislation requiring the home team to wear white uniforms at home. The crest that was introduced in 1967 was abandoned in favour of the 11-point Leaf with the word "Toronto" going straight across and running parallel to the words "Maple Leafs." The arm stripes on both home and away uniforms was discontinued, replaced with a solid yolk extending from the neck to the wrist. A solid stripe on the waist, two solid stripes on the stockings and a miniature Leaf crest on the shoulders completed the new uniform design. The Leafs went back to the tie down collar for 1973-74 to 1975-76. In 1975, the leggings were altered to have two stripes instead of three. In 1976-77, the collar went back to the V-neck shape. In 1977, names appeared on the back of the road uniform and by 1979, on the back of the home jersey as well. Ceremonial patches, such as those celebrating the 50th anniversary of the Gardens, commemorating the Heart and Stroke fund, and dedications to King Clancy and Harold Ballard were common features in the 1980s and early 1990s.

## 1992-2000

During selected games of the NHL's 75 Anniversary Season (1991-92), the Leafs wore an "Original Six" styled uniform, similar in design to the classic jerseys of the 1940s. The fans greeted the "old style" design enthusiastically and with that in mind, the first design changes to the Leafs uniform in 22 years occurred in 1992-93. The uniform was a mixture of the old - three sets of thin-thick-thin stripes on the socks, two stripes on the arm and waist with the solid shoulder and arm stripe being discontinued - and the new, with the distinctive 11-point Leaf crest remaining. The shoulder patch featured an old-style Leaf, much like the one featured on the "Original Six" uniform. Honoured sweater numbers were commemorated, for a time, by special shoulder patches on two Leaf jerseys first in 1993-94. The Leafs recognized the 65th anniversary of Maple Leaf Gardens by wearing the team's sweater, circa 1928, to 1931 for two games in 1996-97. Promoted as Heritage Sweaters, the team wore these replica sweaters (48-point Leaf crest) from the 1931 era. In 1997-98, the numerals and letters on the back of the sweater were modified to match the font of the Maple Leaf logo. A mesh-style under-arm was also incorporated. In 1998-99, in commemoration of the final National Hockey League action at the venerable Maple Leaf

Gardens, a special jersey was worn for five home games and five road games. It featured the 35-point Leaf crest on the front and solid blue yolk along the shoulders. The jersey also incorporated the six-eyelet lace and tie which was a feature of the Leaf uniform from 1958 to 1973. This vintage sweater continues to serve as the team's third sweater entering the 2010-11 season.

## 2000-2010

Beginning in the 2000-01 season, the Leafs altered the jersey with a new Varsity Block number design (with a silver trim on the numbers and shoulder logos) on the sweater sleeves and backs. A stylized TML logo debuted as a shoulder patch instead of the old-style Leaf shoulder patch. A special evening took place on March 2, 2002 recognized the team's 75th season as the Maple Leafs. On this one night, the Leafs wore the green sweaters and brown pants, gloves and helmets of the St. Pats era. Prior to the 2007-08 season, the Leafs joined the other 29 NHL clubs by introducing a new version of their uniform. Here, the TML shoulder patches, plus the horizontal stripes around the waist and the silver trim around the numbers were removed from the sweater. The entire uniform was designed to repel water while having a more anatomical, lighter fit.

## 2010 to present

The Leafs introduced several substantial changes to the uniform that they had been wearing since 2007. Most noticeable was the return of the two horizontal stripes around the waist. The 'veined' old-style Leaf logo was returned to the shoulder of the jersey where it was worn from 1992-2000. In addition, the simple white band on the collar of the blue jersey returned and vice versa on the white jersey. The club again added a string lace collar for the home and away sweaters. Also, the sweater number and nameplate lettering fonts were changed and the numbers were not accentuated with a trim border unlike previous seasons. Major elements that remain include: the 11-point Leaf logo on the chest, three sets of thin-thick-thin stripes on the socks and two stripes on the arms. In 2011-12, the Leafs introduced the sweater and pants that was worn from 1967 to 1970 as it's new alternate sweater.




Allan Stanley  
1963-64



Johnny Bower  
1967-68



Eddie Shack  
1973-74



Wendel Clark  
1989-90



Dave Andreychuk  
1993-94



Dion Phaneuf  
2010







## THE STORY BEHIND THE LEAFS HONOURED NUMBERS



Armstrong/Conacher banner raising ceremony



Charlie Conacher & Ted (Teeder) Kennedy



Ron Ellis & Irvine (Ace) Bailey

BY JOHN IABONI

The 1990s symbolized a new era for the Toronto Maple Leafs and Leafs alumni. The Leafs embraced and welcomed Leafs alumni like never before. Together, the Leafs and Leafs alumni have since worked more closely together for the good of the community and in recognizing distinguished Maple Leafs from all generations.

During the initial phases, the Leafs organized discussions with various Leafs alumni members and Leafs management that culminated with the establishment of the policy regarding the honouring of players.

It was felt that not retiring player sweaters gives the Leafs the flexibility of honouring more of these individuals than would be the case if the Leafs took the sweater numbers out of circulation.

The consulting group determined that the former player's number would be deemed an "Honoured Number" but remain in circulation. The special banner for the honouree remains on permanent display at Air Canada Centre.

The Leafs historically only retired numbers of distinguished players that have died or had their career shortened due to tragic or catastrophic circumstances while being a member of the team. Irvine (Ace) Bailey (No. 6) and Bill Barilko (No. 5) are the two represented in this category.

The Leafs formally recognized both men, posthumously, with a special ceremony at Maple Leaf Gardens on October 17, 1992 in which family and associates represented each individual.

Then on October 3, 1993, Syl Apps (No. 10) and Ted (Teeder) Kennedy (No. 9) were the initial honourees chosen as part of the new approach. The Leafs believed they wanted to celebrate the careers of these esteemed Leafs while they were still living. Apps was in failing health at the time of his ceremony but was represented by his family.

Perhaps one of the most stirring ceremonies occurred on February 8, 2003 when Darryl Sittler was honoured and his No. 27 banner took its permanent place at Air Canada Centre.

The event was originally to have taken place on October 3, 2001 as part of a dual tribute with Toronto's first great No. 27, Frank Mahovlich. While The Big M's ceremony went ahead as planned, Sittler cancelled to be with his wife, Wendy, who was dying of cancer.

## THE STORY BEHIND THE LEAFS HONOURED NUMBERS

Fittingly, Wendy's name is inscribed on Darryl's banner.

"We were married for 30 years and were together since we were 17 years old," Sittler said the night of his ceremony. "She's the most influential person in the lives of our children. So she's a big part of this ceremony."

Arm-in-arm, Sittler, and his children, Meaghen, Ashley and Ryan, stood at centre ice, as they watched the banner rising.

What ran through his mind as he witnessed that?

"I guess to be thought of so highly by the fans, the media and the organization," he said that night. "I mean, you're making a mark in history because that banner will be there forever. I'm in great company, in a great organization. And Wendy's name (signature) is on the banner, which is the right thing to do because it should be there. She'll be remembered up there just as I was. It's a feeling that will never go away."

On October 4, 2006, the list of Leafs honoured numbers grew by three when Clarence (Hap) Day (No. 4), Leonard (Red) Kelly (No. 4) and Borje Salming (No. 21) were saluted.

"As a kid, I dreamed of making the National Hockey League; I dreamed about playing for the Toronto Maple Leafs and I dreamed about winning the Stanley Cup. But I never, ever dreamed of them putting my number up at the top of the Gardens which, of course, now has been replaced by the Air Canada Centre. It is a great honour... one that I just never really imagined."

The Toronto Maple Leafs celebrated the achievements of two of their all-time greats in special ceremonies during the 2008-09 NHL season. Wendel Clark and Doug Gilmour, perhaps the two most beloved Toronto Maple Leafs over the course of the past 25 years, had banners raised to honour their extraordinary contributions to the Original Six franchise. Clark was saluted in pregame ceremonies prior to the Maple Leafs' November 22 game against the Chicago Blackhawks, and Gilmour was recognized January 31 when the Pittsburgh Penguins visited Air Canada Centre.

In-depth information on each of the Toronto Maple Leafs honourees may be found in this special 'Maple Leafs Forever' section dedicated to the team's all-time greats.



Darryl Sittler



Red Kelly



Borje Salming & family



APPS  
**10**  
**SYL APPS** centre



**BORN:** JANUARY 18, 1915 PARIS, ONTARIO

**DECEASED:** DECEMBER 24, 1998

**HONOURED BY LEAFS:** OCTOBER 3, 1993

**ALL-STAR TEAMS:** FIRST ALL-STAR TEAM (1939, 1942),  
SECOND ALL-STAR TEAM (1938, 1941, 1943)

**TROPHIES:** CALDER MEMORIAL TROPHY (1937),  
LADY BYNG MEMORIAL TROPHY (1942)

**HOCKEY HALL OF FAME INDUCTION:** 1961


Perhaps the greatest athlete in the long history of the Toronto Maple Leafs was the inspirational Syl Apps. In addition to his fluid skating, accurate passing and quick shot, Apps excelled in football at Hamilton's McMaster University and even represented Canada as an Olympic pole-vaulter at the 1936 Summer Olympics in Berlin.

Make no mistake, though, Syl Apps became a household name when his hockey achievements were described across Canada through the airwaves by radio icon Foster Hewitt. Apps burst on to the NHL scene in 1936-37 and copped Rookie of the Year honours after placing second in league scoring with 45 points. He led the Maple Leafs in scoring in four of his first six seasons.

A catalyst on the ice, and the spiritual leader in the dressing room, Apps's first term as captain for Conn Smythe's Maple Leafs took place from 1940-41 to 1942-43 and from 1945-46 to 1947-48. As the team leader, Apps's squad overcame a three-game deficit to defeat Detroit in a stirring Stanley Cup Final in 1942--his first of three championships with Toronto as captain. Overall, he earned 21 points in his six combined appearances in the Final.

After a two-year absence from hockey while he served in the military, Apps returned to the Maple Leafs in 1945-46 and reassumed the captaincy for three more seasons. He established new career-highs in goals with 24, 25, and 26 over each of those three seasons. He helped the team recapture Stanley Cup glory, along with a young standout named Ted Kennedy, in 1947 and 1948 before retiring as the most respected and honourable Maple Leaf of all time. His final NHL season in 1947-48 saw him reach career highs in both goals and points. In his final regular season contest, he earned a hat trick to carry him over the 200-goal plateau which had become his one personal goal. For his career, Apps averaged more than a point per game and he sits 17th on the club's all-time points list.

ALL STAR GAMES



SEASONS	CLUB	REGULAR SEASON					PLAYOFFS				
		GP	G	A	PTS	PIM	GP	G	A	PTS	PIM
1936-43, 45-48	Maple Leafs	423	201	231	432	56	69	25	29	54	8

\*Entire NHL career spent with Maple Leafs

ARMSTRONG  
**10**



**GEORGE ARMSTRONG** right wing



**BORN:** JULY 6, 1930 BOWLANDS, ONTARIO

**HONOURED BY LEAFS:** FEBRUARY 28, 1998

**LEAFS ALL-TIME LEADER:** MOST SEASONS (21),  
REGULAR SEASON GAMES (1187), PLAYOFF GAMES (110)

**TROPHIES:** J.P. BICKELL MEMORIAL AWARD  
(1959 - SHARED WITH BOB PULFORD)

**HOCKEY HALL OF FAME INDUCTION:** 1975

Consistent, durable and hardworking were the hallmark descriptions of a 21-year career for George Armstrong in the National Hockey League, all with the Toronto Maple Leafs. Armstrong joined the Blue and White full time in the 1952-53 season and captained Toronto to their four most recent Stanley Cup championships in the 1960s.

Armstrong played in 1,187 career games for the Maple Leafs, which is the most games played in franchise history while serving the longest tenure of any captain in team history from 1957 to 1969. His club record for seasons played with the Leafs, 21, was spread out over parts of four decades beginning in 1949. The right-winger is among the Maple Leafs all-time leaders in many statistical categories ranking sixth in goals (296-tie), sixth in assists (417), fifth in points (713), and 19th in penalty minutes (721). Over his long career, he collected 15-or-more goals in a season 11 times.

Armstrong played in a Maple Leaf team record 110 playoff games, during which time he accumulated 60 points (26 goals, 34 assists), including 22 points over six Stanley Cup Final appearances. The strong two-way performer was regarded as a player that would deliver in key games and many fans will fondly remember his empty-net goal that sealed the 1967 Stanley Cup victory over the Canadiens.

Armstrong played with the Toronto Marlies in the late 1940s and, later, after his playing career, he coached the team to Memorial Cup championships in 1973 and 1975 before accepting a scouting position with the Quebec Nordiques in 1978. The "Chief" briefly coached the Maple Leafs (47 games in 1988-89) after joining the team's management and scouting department in 1988. Armstrong's dedication to the Maple Leafs can be measured by his 50-plus years of service with the hockey club as he continues to scout amateur players throughout Ontario for the Maple Leafs.

ALL STAR GAMES



SEASONS	CLUB	REGULAR SEASON					PLAYOFFS				
		GP	G	A	PTS	PIM	GP	G	A	PTS	PIM
1949-50, 51-71	Maple Leafs	1187	296	417	713	721	110	26	34	60	52

\*Entire NHL career spent with Maple Leafs

THE **CHIEF**





BAILEY

6

# IRVINE BAILEY (ACE) right wing



**BORN:** JULY 3, 1903 BRACEBRIDGE, ONTARIO

**DECEASED:** APRIL 7, 1992

**BANNER CEREMONY DATE:** OCTOBER 17, 1992

**TROPHIES:** ART ROSS TROPHY (1929)

**HOCKEY HALL OF FAME INDUCTION:** 1975

Ace Bailey's legacy can be traced back to the early roots of the Toronto franchise. The formidable duo of Bailey and Clarence (Hap) Day were the cornerstones of Conn Smythe's recently purchased hockey club in 1927 which was renamed "Maple Leafs". Playing in his first season for the Toronto St. Pats in 1926-27, Bailey was sixth in National Hockey League scoring. He later ascended to the top of league's goals and points charts in 1928-29.

Bailey led the Maple Leafs in goals and assists twice and points three times.

As Smythe assembled core players such as Charlie Conacher, Joe Primeau, and Harvey (Busher) Jackson to assume the offensive workload Bailey developed into a defensive specialist. Smythe reaped the rewards when his Toronto Maple Leafs captured the 1932 Stanley Cup on home ice in the opening season of his hockey palace, Maple Leaf Gardens. The Stanley Cup winning goal was scored by Bailey.

Bailey's fortunes, and those of the team, quickly turned in a game at Boston on December 12, 1933. The right-winger suffered a near-fatal skull fracture in a violent on-ice attack by the Bruins Eddie Shore. With Bailey's career over, the aftermath resulted in the NHL's first All-Star Game being played on February 14, 1934 at Maple Leaf Gardens. The proceeds of the Ace Bailey Benefit Game, featuring the league's brightest stars, assisted Bailey and his family. Shore and Bailey shook hands and smiled at centre ice.

After his recovery and the abrupt ending of his seven-plus seasons in the NHL, Bailey ventured into coaching university hockey and he later joined the staff of on-ice officials as timekeeper at Maple Leaf Gardens, where he was a fixture for many years.

The Maple Leafs historically only retire numbers of distinguished players that have died or had their career shortened due to tragic or catastrophic circumstances while being a member of the team. Ace Bailey (6) and Bill Barilko (5) are the two represented in this category and both have banners in their name at Air Canada Centre.

In 1934, the Maple Leafs began the professional sports tradition of retiring sweater numbers by declaring that Bailey's No. 6 would never be worn again by a Toronto player. But Bailey later asked Ron Ellis to wear his No. 6 because he admired his style of play.

ACE

SEASONS	CLUB	REGULAR SEASON					PLAYOFFS				
		GP	G	A	PTS	PIM	GP	G	A	PTS	PIM
1926-34	Maple Leafs	313	111	82	193	472	21	3	4	7	12

\* Entire NHL career spent with Maple Leafs and St. Pats

BARILKO

5



# BILL BARILKO defence



**BORN:** MARCH 25, 1927 TIMMINS, ONTARIO

**DECEASED:** AUGUST 26, 1951

**BANNER CEREMONY DATE:** OCTOBER 17, 1992

Bill Barilko is entrenched in the Toronto Maple Leafs long list of Stanley Cup playoff heroes. He, more than all of the rest, however, is best remembered for a singular individual effort that capped a string of four Stanley Cup titles in five years. His diving, backhand shot eluded Montreal goaltender Gerry McNeil in overtime and gave the Maple Leafs the Stanley Cup in the fifth game of the 1951 Final series. All of the games during the tightly-contested Stanley Cup Final required overtime.


The euphoria of the championship would not last long as Barilko was killed at the age of 24 in a plane crash while on a fishing trip in northern Ontario in the offseason of 1951. In spite of the greatest search in Canada's northern history, the crash site was not discovered until 11 years later. Coincidentally, the Maple Leafs won their next Stanley Cup that same year in 1962.

Not known for his offensive prowess and without individual club records to his credit, Barilko was regarded as a hard-hitting, sturdy defender that was on the verge of stardom at the time of his death. Former teammate Howie Meeker was on the ice for Barilko's monumental goal and held him in high regard. "He was a heck of a hockey player. He would have been a hall of famer. There's no doubt in my mind. Every year he got better with the puck and he was a good defenceman—so tough. When he hit you, everything hurt."

As a 19-year old, he joined the Maple Leafs from their senior team, the Hollywood Wolves of the Pacific Coast Hockey League towards the end of the 1946-47 season and he never looked back. A devastating body-checker, "Bashin' Bill" helped the team win the Stanley Cup in each of his first three seasons plus the memorable 1951 showdown on a Saturday evening at Maple Leaf Gardens.

The Maple Leafs historically only retire numbers of distinguished players that have died or had their career shortened due to tragic or catastrophic circumstances while being a member of the team. Bill Barilko (5) and Irvine (Ace) Bailey (6) are the two represented in this special category and both have banners in their name at Air Canada Centre.

ALL STAR GAMES  
1947 1948 1949



SEASONS	CLUB	REGULAR SEASON					PLAYOFFS				
		GP	G	A	PTS	PIM	GP	G	A	PTS	PIM
1946-51	Maple Leafs	252	26	36	62	456	47	5	7	12	104

\* Entire NHL career spent with Maple Leafs

BASHIN' BILL



BOWER

1

# JOHNNY BOWER

goaltender



**BORN:** NOVEMBER 8, 1924 PRINCE ALBERT, SASKATCHEWAN

**HONOURED BY LEAFS:** MARCH 11, 1995

**ALL-STAR TEAMS:** FIRST ALL-STAR TEAM (1961)

**TROPHIES:** VEZINA TROPHY (1961), (1965 – SHARED WITH TERRY SAWCHUK), J.P. BICKELL MEMORIAL AWARD (1960, 1964, 1965)

**HOCKEY HALL OF FAME INDUCTION:** 1976

Johnny Bower is truly a man of great class and perhaps the most revered and recognizable Toronto Maple Leaf of all time. He carries himself with a high degree of humility and, to this day, his popularity spreads across many generations of Toronto Maple Leafs fans.

Over 12 seasons in Toronto, Bower registered a winning career record of 220-161-79 in 472 games played, a 2.51 goals against average, along with 33 shutouts. Bower captured four Stanley Cups (1962, 1963, 1964, 1967) with the Maple Leafs despite winning his final championship at the tender age of 42. Bower was 45 when he retired as a player in 1970, making him the oldest goalie to have played in the NHL and his 1,144 games between the NHL and AHL is a record for most games by a goaltender. After retiring as a player, he joined the team's front office as a scout until 1990.


Bower won the Vezina Trophy as the NHL's Top Goaltender in 1961 and then shared the trophy with Maple Leafs teammate Terry Sawchuk in 1965. Bower was an NHL First Team All-Star in 1961.

When the Maple Leafs acquired Bower in 1958, he was approaching 34 years of age. Bower also had an illustrious 11-season American Hockey League career prior to playing in the NHL. During Bower's career in the AHL with Cleveland and Providence, he won four Calder Cup championships (1948, 1951, 1953, 1956), won the Les Cunningham Award as the League's Most Valuable Player three consecutive seasons (1956, 1957, 1958), and won the Harry Hap Holmes Award as the league's Top Goaltender on three occasions. He is the AHL's record-holder for most wins (359), and shutouts (45).

Bower was inducted into the Hockey Hall of Fame in 1976 and was one of the first seven members inducted to the AHL Hall of Fame in 2006. The Etobicoke Sports Hall of Fame (in western Toronto), the Saskatchewan Sports Hall of Fame, and most recently, Canada's Walk of Fame have all enshrined Johnny Bower.

Bower joined the Canadian Army in 1940 and he served his country in England before his discharge in 1944.

## ALL STAR GAMES



1962 1963 1964 1967

SEASONS	CLUB	REGULAR SEASON				PLAYOFFS			
		GP	W-L-T	SO	AVG	GP	W-L	SO	AVG
1958-70	Maple Leafs	472	220-161-79	33	2.51	74	35-34	5	2.47


\* Toronto Maple Leafs statistics

BRODA

1

# WALTER (TURK) BRODA

goaltender



**BORN:** MAY 15, 1914 BRANDON, MANITOBA

**DECEASED:** OCTOBER 17, 1972

**HONOURED BY LEAFS:** MARCH 11, 1995

**LEAFS ALL-TIME GOALTENDING LEADER:** WINS (302), SHUT-OUTS (62), PLAYOFF GAMES (101), PLAYOFF WINS (60), PLAYOFF SHUTOUTS (13), REGULAR SEASON GAMES (629)

**ALL-STAR TEAMS:** FIRST ALL-STAR TEAM (1941, 1948), SECOND ALL-STAR TEAM (1942)

**TROPHIES:** VEZINA TROPHY (1941, 1948)

**HOCKEY HALL OF FAME INDUCTION:** 1967

A quick glance of the Maple Leafs' record book will certainly present the case that Walter (Turk) Broda is the most decorated goalie in team history. No other goalie in team history, during the regular season, has won more games (302) and recorded more shutouts (62) while playing in a team-high 629 games. His success as a champion, however, is measured by the marks set in Leafs' annals during 13 postseasons with the team.

Broda holds team goaltending records in the playoffs for most career games (101), wins (60), and shutouts (13) while backstopping the Leafs to five Stanley Cup titles which is the most by one netminder in club history. He was at his finest in the playoffs as his career goals against average of 1.98 in playoff competition was far superior to his 2.53 regular season mark. He held the league record for playoff shutouts until he was surpassed for top spot by Jacques Plante in 1970.

The always colourful goaltender was purchased by Conn Smythe for \$8,000 from the Detroit Red Wings and replaced George Hainsworth in 1936-37. It would be an astute move as Toronto reached the Stanley Cup Final in 1938, 1939, and 1940. Triumph finally came to the Leafs in 1942 as they overcame losses in the first three games to Detroit in the Final and became the first and only professional sports team to capture the championship crown after facing a three game deficit in a best-of-seven final series showdown. Broda was the backbone of the most successful dynasty in the long history of the franchise as the Leafs became the first NHL team to win three consecutive Stanley Cups to close out the 1940s. His final championship occurred in the Leafs' successful title run in 1951 when Toronto ousted the Canadiens as each game in the five-game series needed overtime.

Broda's playing 'resume' would have been even more impressive had he not missed the 1943-44 and 1944-45 seasons to join the military.

As one of the true characters in team history, the popular Broda ventured into coaching after his playing days and he would go on to lead the Toronto Marlboros to consecutive Memorial Cup wins in 1955 and 1956.

## ALL STAR GAMES



1942 1947 1948 1949 1951

SEASONS	CLUB	REGULAR SEASON				PLAYOFFS			
		GP	W-L-T	SO	AVG	GP	W-L	SO	AVG
1936-43, 45-52	Maple Leafs	629	302-224-101	62	2.53	101	60-39	13	1.98

\*Entire NHL career spent with Maple Leafs

TURK



CLANCY  
7

# FRANK (KING) CLANCY

defence



**BORN:** FEBRUARY 25, 1903 OTTAWA, ONTARIO

**DECEASED:** NOVEMBER 8, 1986

**HONOURED BY LEAFS:** NOVEMBER 21, 1995

**ALL-STAR TEAMS:** FIRST ALL-STAR TEAM (1931, 1934),  
SECOND ALL-STAR TEAM (1932, 1933)

**TROPHIES:** J.P. BICKELL MEMORIAL AWARD (1972)

**HOCKEY HALL OF FAME INDUCTION:** 1958



King Clancy's exploits are traced to the very formation of Conn Smythe's Toronto Maple Leafs in the 1930s. With the Ottawa Senators in financial straits in 1930, Smythe seized the opportunity and acquired the established defenceman in one of the greatest transactions in team history. With Smythe's board of directors willing to offer two players and only \$25,000 of Ottawa's \$35,000 asking price, the Maple Leafs owner was determined to find a way to secure Clancy's services for his upstart hockey club. Smythe's run of luck, and smart racetrack gamble on his own horse, Rare Jewel, paved the way for Toronto to pay the balance of Ottawa's asking price. The win by the longshot filly holds a special place in Maple Leafs' lore.

Despite being one of the smallest defencemen to ever play in the National Hockey League, the aggressive Clancy never backed down from larger opponents. In just his second campaign in Toronto, and paired with Hap Day, Clancy helped the team win the 1932 Stanley Cup during the inaugural season of hockey at Maple Leaf Gardens. He was a First or Second team NHL All-Star four years in a row from 1930-31 to 1933-34, and he regularly placed among the top-scoring rearguards in the NHL.

Teaming with "The Kid Line" of Joe Primeau, Harvey (Busher) Jackson and Charlie Conacher, the Maple Leafs won three Canadian Division titles and were on their way to a fourth when Clancy retired in early 1936-37.


After his playing days, the colourful Clancy briefly coached the Montreal Maroons and he also was employed as a referee. He returned to coach the Maple Leafs from 1953 to 1956, then worked as an assistant general manager for Punch Imlach. The dedicated Irishman also served emergency stints behind Toronto's bench in 1966-67 and 1972-73.

Always popular with fans and media alike, the affable Clancy settled into a goodwill ambassador role for the Maple Leafs in his later years. All told, the beloved Clancy was associated with the Blue and White in some capacity for 56 years.

King Clancy has an NHL trophy named in his honour. It has been awarded annually since 1988 to "the player who best exemplifies leadership qualities on and off the ice and has made a noteworthy contribution to his community."

KING

ALL STAR  
GAMES



SEASONS	CLUB	REGULAR SEASON					PLAYOFFS				
1930-37	Maple Leafs	GP	G	A	PTS	PIM	GP	G	A	PTS	PIM
		286	52	78	130	383	37	6	6	12	54

\* Toronto Maple Leafs statistics



CLARK  
17

# WENDEL CLARK

left wing



**BORN:** OCTOBER 25, 1966 KELVINGTON, SASKATCHEWAN

**HONOURED BY LEAFS:** NOVEMBER 22, 2008

**LEAFS ALL-TIME LEADER:** PLAYOFF GOALS (34)

**ALL-STAR TEAMS:** ALL-ROOKIE TEAM 1986

It didn't take long for the high expectations of Maple Leafs fans on NHL Draft day in 1985 to be realized. Chosen by the Maple Leafs with the first overall selection, Wendel Clark's truculent style and heavy wrist shot quickly endeared him to the Leafs' faithful starting just a few months later. In 1985-86, Clark established a club scoring record for rookies by registering a team-high 34 goals and his 'rough and tumble' approach was even on display in the NHL All-Star Game that same season. He was named to the NHL All-Rookie Team and he was second in voting for the Calder Trophy as NHL Rookie of the Year.

The native of Kelvington, Saskatchewan captained the Maple Leafs from 1991 to 1994 and set career highs in goals (46), assists (30) and points (76) during the 1993-94 season. During the Leafs stirring playoff runs to the 1993 and 1994 conference finals, Clark's accomplishments included; a conference final road hat trick in Game Six (1993) versus Los Angeles followed by two goals in Game Seven, two goals in Game Seven versus the Blues in the 1993 conference semi-finals, and two goals in both 'elimination games' (Game Six and Seven) of the 1994 conference semi-final's against the Sharks.

He was selected to the club's 'Top 25 Players List' during the team's 75th Anniversary Season in 2001-02.

In three stints, 608 games and 13 seasons spent with the club, the left-winger ranks among the Maple Leafs all-time leaders in points (16th, 441), goals (8th, 260), penalty minutes (3rd, 1535), playoff points (4th, 61) and playoff goals (1st, 34).

Clark announced his retirement as a player on June 29, 2000 and he is certainly one of the most beloved Toronto Maple Leafs over the past 25 years. On November 2, 2000, Clark was named a community representative for the organization. Along with Darryl Sittler, Clark represents the hockey club in all areas of Marketing, Community Relations, and Alumni Relations.

ALL STAR  
GAMES



SEASONS	CLUB	REGULAR SEASON					PLAYOFFS				
1985-94, 96-98, 2000	Maple Leafs	GP	G	A	PTS	PIM	GP	G	A	PTS	PIM
		608	260	181	441	1535	79	34	27	61	185

\* Toronto Maple Leafs statistics







CONACHER  
9

# CHARLIE right wing CONACHER



**BORN:** DECEMBER 20, 1909 TORONTO, ONTARIO  
**DECEASED:** DECEMBER 30, 1967  
**HONOURED BY LEAFS:** FEBRUARY 28, 1998  
**ALL-STAR TEAMS:** FIRST ALL-STAR TEAM (1934, 1935, 1936)  
SECOND ALL-STAR TEAM (1932, 1933)  
**TROPHIES:** ART ROSS TROPHY (1934, 1935)  
**HOCKEY HALL OF FAME INDUCTION:** 1961

After taking control of the Toronto St. Pats in the back half of the 1920s, Major Conn Smythe's aspirations as founder and owner of the new Toronto Maple Leafs required a centerpiece player. For the team to perform to his high standards on the ice, and at the gate, Smythe needed Charlie Conacher. His signing paid instant dividends. Patrolling the right side up front, Charlie Conacher was the Maple Leafs first player worthy of superstar status in National Hockey League circles.

The former Toronto Marlboro is best remembered as the right-winger on the famous "Kid Line" along with Joe Primeau and Harvey (Busher) Jackson. The prolific trio dominated the NHL's scoring race during their prime and he was named either a First or Second Team All-Star at right wing from 1932 to 1936. Conacher led the team in goals during the regular season and the playoffs when the

Maple Leafs christened Smythe's new hockey palace, Maple Leaf Gardens, with a Stanley Cup championship in 1932. With Conacher and defenceman King Clancy leading the Blue and White charges, the club won the Canadian Division championship four times and the team played in five Stanley Cup Finals during the 1930s.

During a nine-year career with Toronto, Charlie Conacher led the National Hockey League in goals on five occasions and he led the circuit in points in 1934 and 1935.

Blessed with good size and a heavy shot, "The Big Bomber" captained the Maple Leafs in 1937-38. The NHL's best right-winger during the 1930s scored the first-ever goal by a


Maple Leaf at Maple Leaf Gardens and he continued a torrid goal scoring pace on the way to becoming the first Maple Leaf to reach the 200 goal plateau.

Conacher ranks 13th on the club's all-time goals list (200). He is the only Maple Leaf in team history to record a three-goal game (10 times), a four-goal game (three times), and a five-goal game.

Charlie Conacher was the best hockey player in one of Canada's great athletic families. Brothers Roy, Charlie and Lionel are all members of the Hockey Hall of Fame, while Charlie's son, Peter, and Lionel's son, Brian, also played in the NHL.

## THE BIG BOMBER

## ALL STAR GAMES



SEASONS	CLUB	REGULAR SEASON					PLAYOFFS				
		GP	G	A	PTS	PIM	GP	G	A	PTS	PIM
1929-38	Maple Leafs	326	200	124	324	411	41	14	12	26	39

\* Toronto Maple Leafs statistics



DAY  
4

# CLARENCE (HAP) DAY defence



**BORN:** JUNE 14, 1901 OWEN SOUND, ONTARIO  
**DECEASED:** FEBRUARY 17, 1990  
**HONOURED BY LEAFS:** OCTOBER 4, 2006  
**HOCKEY HALL OF FAME INDUCTION:** 1961

Hap Day epitomized the pride of the Toronto Maple Leafs over a 33-year association with the hockey club. He has the distinction of being the only person to serve as the team's captain, coach and general manager.

While playing with the Maple Leafs predecessors, the Toronto St. Pats, Day played left wing on a line with Jack Adams and Babe Dye before being converted to a defenceman. An original Maple Leaf when the team was founded in February 1927, Day served as team captain for the first Stanley Cup winning team (1932) which came five months after the opening of Maple Leaf Gardens.

His 10-year term as team captain from 1927-28 to 1936-37 is the third-longest tenure in team history behind only George Armstrong and Mats Sundin. He tied an NHL record for defencemen on November 19, 1929 at Pittsburgh by scoring four goals in one game.

Day's legacy in Maple Leafs history is etched in the Original Six franchise's first half-century Stanley Cup coaching record book. Only Scotty Bowman (9) and Toe Blake (8) have coached their NHL teams to more Stanley Cup titles. As coach, Day's name can be found five times on the Stanley Cup by coaching the Blue and White to championships in 1942, 1945, 1947, 1948 and 1949 and he is the Maple Leafs all-time coaching leader in playoff wins with 49 and third in regular season wins with 259. The 1942 championship team is the only NHL Stanley Cup Final team to overcome a three-game deficit and remains only one of three teams to accomplish the feat in overall league playoff history. Under his guidance, the team's glory years that rounded out the 1940s marked the first time an NHL team claimed the Stanley Cup in three straight campaigns.

Interestingly enough, when Maple Leaf Gardens opened in 1931, the personable and outgoing Day operated a pharmacy located just west of the main entrance. He retired from the New York Americans and the NHL in 1938 and turned to refereeing for a couple of years before embarking on his highly successful career as bench boss of the Leafs. Day also served as Conn Smythe's assistant general manager in the 1950s.

## ALL STAR GAMES



## HAP

SEASONS	CLUB	REGULAR SEASON					PLAYOFFS				
		GP	G	A	PTS	PIM	GP	G	A	PTS	PIM
1926-37	Maple Leafs	476	62	99	161	528	45	4	7	11	56

\* Toronto Maple Leafs and St. Pats statistics (1926-27)





GILMOUR

93

DOUG

centre

GILMOUR

**BORN:** JUNE 25, 1963 KINGSTON, ONTARIO

**HONOURED BY LEAFS:** JANUARY 31, 2009

**LEAFS ALL-TIME LEADER:** PLAYOFF ASSISTS (60),  
PLAYOFF POINTS (77)

**TROPHIES:** FRANK J. SELKE TROPHY (1993), J.P. BICKELL  
MEMORIAL AWARD (1993)

**HOCKEY HALL OF FAME INDUCTION:** 2011

Having won a Stanley Cup with Calgary in 1989, Doug Gilmour welcomed the opportunity to assume the lead role at both ends of the rink while playing closer to home in Toronto.

The Kingston, Ontario native joined the Blue and White from the Flames as the central figure in a 10-player trade, still the largest swap of players in the history of the league on January 2, 1992. He became a two-way force and a Hart Trophy (Most Valuable Player) candidate twice while capturing the Frank J. Selke Trophy (Top Defensive Forward) for the resurgent Maple Leafs in 1992-93. His outstanding achievements with Toronto include: establishing the team's career playoff points (77) and assists (60) records in just 52 playoff games, setting the team's single season records for points (127) and assists (95) in 1992-93 and tying a club record by recording six assists in one regular season game (Babe Pratt was the other).

Gilmour became the Maple Leafs most prolific point producer since Darryl Sittler by placing seventh and fourth, respectively, in NHL points in 1992-93 and 1993-94. The inclusion in the Top 10 in league scoring marked the first such occasion since Sittler accomplished the feat in 1979-80. He also holds the highest regular-season points-per-game average in Maple Leafs history (1.15) and fans will always remember the 1993 double overtime playoff goal on home ice against Curtis Joseph of the Blues and the club record 16 points in the 1994 playoff series against the Sharks.

The centreman succeeded Wendel Clark as team captain for three years starting in 1994. He made an indelible mark in the community by donating \$93 for each assist to the Children's Wish Foundation, and other local youth charities, during his run at the assist and point records in the Maple Leafs' record book from 1992 to 1994.

Gilmour was selected to the club's 'Top 25 Players List' during the team's 75th Anniversary Season in 2001-02.

He announced his retirement on September 8, 2003, six months after rejoining the Maple Leafs from the Montreal Canadiens at the NHL trade deadline.

Gilmour will be presented with hockey's highest honour on November 14, 2011; induction to the Hockey Hall of Fame.


ALL STAR GAMES

1993

1994

SEASONS	CLUB	REGULAR SEASON					PLAYOFFS				
		GP	G	A	PTS	PIM	GP	G	A	PTS	PIM
1992-97, 2003	Maple Leafs	393	131	321	452	386	52	17	60	77	90

\* Toronto Maple Leafs statistics



HORTON

7

TIM

defence

HORTON

**BORN:** JANUARY 12, 1930 COCHRANE, ONTARIO

**DECEASED:** FEBRUARY 21, 1974

**HONOURED BY LEAFS:** NOVEMBER 21, 1995

**LEAFS ALL-TIME LEADER:** REGULAR SEASON GAMES BY  
DEFENCEMAN (1185), REGULAR SEASON PENALTY MINUTES BY  
DEFENCEMAN (1389), PLAYOFF GAMES BY DEFENCEMEN (97)

**ALL-STAR TEAMS:** FIRST ALL-STAR TEAM (1964, 1968, 1969),  
SECOND ALL-STAR TEAM (1954, 1963, 1967)

**TROPHIES:** J.P. BICKELL MEMORIAL AWARD (1969)

**HOCKEY HALL OF FAME INDUCTION:** 1977

Opposition forwards experienced a great deal of angst when the schedule presented a matchup against the Toronto Maple Leafs and strongman, Tim Horton. During much of Horton's superb career in a Maple Leafs uniform, he was recognized as one of the strongest players in the game and one of the league's best defencemen.

A product of the Maple Leafs farm system, the St. Michael's College graduate was talented enough to rush the puck effectively and he possessed a very accurate slapshot from the point. Horton joined the Maple Leafs in 1952-53 for good after an apprenticeship with Pittsburgh in the American Hockey League. In just his second season in the National Hockey League, he was named a Second-Team All-Star. Horton and defence partner Allan Stanley later formed the backbone of a strong blueline corps that sipped from Lord Stanley's mug on four occasions during the 1960s.

Not surprisingly, Horton is the ultimate "Maple Leafs Ironman". He holds the franchise record for playing in 486 consecutive games from February 11, 1961 to February 4, 1968. Horton would compete in 1,185 games over parts of 20 seasons. He trails only George Armstrong on the team's lists for 'most seasons played' and 'most games played'. He ranks third among all-time team defencemen with 109 goals, 349 assists, and 458 points in the regular season. He was the first player to play in 1,000 games for Toronto.

Horton is 14th on the team's all-time regular season points list and 15th on the franchise's playoff points list with 41. No other defenceman has played in more playoff games than the 97 played by Horton. During the successful 1962 Stanley Cup title run, Horton led the entire team during the post season with 13 assists and 16 points in 12 games. Chicago centreman Stan Mikita was the only player to have more points that spring.

Born Miles Gilbert Horton, the hockey legend is perhaps best remembered today for his popular Tim Hortons coffee shops which he started during his playing days.

ALL STAR GAMES

1954

1961


1962

1963

1964

1968

1969




SEASONS	CLUB	REGULAR SEASON					PLAYOFFS				
		GP	G	A	PTS	PIM	GP	G	A	PTS	PIM
1949-50, 51-70	Maple Leafs	1185	109	349	458	1389	97	9	32	41	135

\* Toronto Maple Leafs statistics

KELLY

4



# LEONARD (RED) KELLY centre



**BORN:** JULY 9, 1927 SIMCOE, ONTARIO

**HONOURED BY LEAFS:** OCTOBER 4, 2006

**TROPHIES:** LADY BYNG TROPHY (1961),  
J.P. BICKELL MEMORIAL AWARD (1961)

**HOCKEY HALL OF FAME INDUCTION:** 1969

Red Kelly's talent and versatility were never more evident by the way he successfully converted to the centre position with Toronto after all-star service on the blue line of the Detroit Red Wings. After his arrival in 1960 from the Red Wings, Kelly's winning habits were a key ingredient in four Stanley Cup championships in eight seasons for the Toronto Maple Leafs. This championship total 'book-ended' the four he had already achieved in his celebrated tenure in the Motor City.


Upon his arrival to the Maple Leafs, trainer Tommy Naylor felt that Kelly should wear the number four since it was worn with great distinction earlier by Hap Day, Bob Davidson and Harry Watson. Naylor's instincts were on the mark. Thriving in his new role down the middle, Kelly accumulated the most playoff points (55) of any Maple Leaf during the dynasty of the 1960s. A three-time 20-goal man with Toronto, Kelly led the team in assists twice and he was an extremely effective pivot playing on a line with dynamic goal scorer, Frank Mahovlich.

Kelly, roundly recognized as one of the game's most honourable men, was a four-time recipient of the NHL's Lady Byng Trophy, including one captured in 1960-61 as a Maple Leaf. The trophy is in recognition for his sportsmanship and gentlemanly conduct.

Following in the footsteps of many Toronto standouts, Kelly would also make his mark in the club's all-time coaching register. In 1976, Maple Leaf followers will fondly recall Kelly's 'pyramid power' - an attempt to harness power by placing pyramids beneath their bench - during the club's postseason. His clubs would earn playoff berths in each of his four seasons behind the bench from 1973 to 1977 and they advanced to the second round on three of those occasions. He posted 133 regular season coaching wins which places him in a tie for fifth place with Pat Burns on the team's all-time wins list.

As a tribute to his contribution to the game, Kelly was elected to the Hall of Fame after only two seasons instead of the customary five seasons at that time. He also served two terms in Canada's Parliament (1962 to 1965) during his playing days with Toronto.

## ALL STAR GAMES




1962 1963 1964 1967

SEASONS	CLUB	REGULAR SEASON					PLAYOFFS				
		GP	G	A	PTS	PIM	GP	G	A	PTS	PIM
1960-67	Maple Leafs	470	119	232	351	74	70	17	38	55	16

\* Toronto Maple Leafs statistics

KENNEDY

9



# TED (TEEDER) KENNEDY centre



**BORN:** DECEMBER 12, 1925 HUMBERSTONE, ONTARIO

**DECEASED:** AUGUST 25, 2009

**HONOURED BY LEAFS:** OCTOBER 3, 1993

**LEAFS ALL-TIME LEADER:** STANLEY CUP FINAL POINTS  
(23 POINTS IN 26 GAMES PLAYED)

**ALL-STAR TEAMS:** SECOND ALL-STAR TEAM (1950, 1951, 1954)

**TROPHIES:** HART MEMORIAL TROPHY (1955),  
J.P. BICKELL MEMORIAL AWARD (1953, 1955)

**HOCKEY HALL OF FAME INDUCTION:** 1966

During the 1940s, the backbone of the first team in NHL history to capture three consecutive Stanley Cups was Ted (Teeder) Kennedy. The Maple Leafs closed out the decade with championships in 1947, 1948 and 1949. Kennedy was the captain of the victorious 1949 and 1951 squads and his third period goal in Game Six of the 1947 Stanley Cup Final proved to be the game-winning goal against the Montreal Canadiens to start the dynasty.

Kennedy played 14 seasons in the NHL, all of them with the Toronto Maple Leafs. During the war period, Kennedy began his career in the 1942-43 season after the Maple Leafs acquired his rights from the Montreal Canadiens in exchange for Frankie Eddolls. Kennedy was the second-youngest player to wear the Toronto uniform and he would go on to serve as the Maple Leafs' team captain from 1948 to 1955, and again briefly in 1956-57 after coming out of retirement.

All-time among Maple Leafs players, he ranks eighth in assists, ninth in points, 10th in goals and 15th in games played. In the playoffs, he played 78 career games scoring 60 points (29 goals, 31 assists). Kennedy sits fourth in Maple Leafs all-time playoff goals and sixth in all-time playoff points. He led or tied the Leafs in playoff points on six occasions and he led the club in playoff goals in 1945 and 1948. Kennedy became only the second Maple Leaf (Babe Pratt the other in 1944) to claim the Hart Trophy as the NHL's Most Valuable Player in 1955 and he was selected three times to the NHL's Second All-Star Team (1950, 1951 and 1954).

On October 3, 1993 at Maple Leaf Gardens, Ted Kennedy and Syl Apps were the initial honourees chosen as part of the Maple Leafs new approach of honouring former greats with special banner raising ceremonies. Numerous other worthy Maple Leafs have been similarly saluted in proceeding seasons.

Maple Leafs founder Conn Smythe put it best when he aptly declared that Ted Kennedy was the greatest competitor in hockey and the 'quintessential' Toronto Maple Leaf.

## ALL STAR GAMES



1945 1947 1948 1949 1951

SEASONS	CLUB	REGULAR SEASON					PLAYOFFS				
		GP	G	A	PTS	PIM	GP	G	A	PTS	PIM
1942-54, 56-57	Maple Leafs	696	231	329	560	432	78	29	31	60	32

\*Entire NHL career spent with Maple Leafs

TEEDER





# FRANK MAHOVLICH

left wing



**BORN:** JANUARY 10, 1938 TIMMINS, ONTARIO

**HONOURED BY LEAFS:** OCTOBER 3, 2001

**ALL-STAR TEAMS:** FIRST ALL-STAR TEAM (1961, 1963),  
SECOND ALL-STAR TEAM (1962, 1964, 1965, 1966)

**TROPHIES:** CALDER MEMORIAL TROPHY (1958)

**HOCKEY HALL OF FAME INDUCTION:** 1981

Longtime loyalists of the Blue and White are hard pressed to name a player that possessed the raw speed, finesse, size and power of left-winger Frank Mahovlich. "The Big M" began his National Hockey League career with the Toronto Maple Leafs in 1957-58 and he claimed the Calder Trophy as Rookie of the Year ahead of Chicago's legendary Bobby Hull. Mahovlich played 11 seasons for the Maple Leafs and was a member of four Stanley Cup winning teams in Toronto.

With Toronto, Mahovlich was selected to the year-end NHL All-Star Team six times, which is a club record shared with Borje Salming and Tim Horton. A consistent scorer, he led the Leafs in goals in each season from 1961 to 1966 and he led the club in points on five occasions. He became the first Maple Leaf to reach the 40-goal plateau (48 in 1961) and he earned 22 total points in his six combined Stanley Cup Final appearances under coach Punch Imlach. The strapping forward netted 55 career game-winning goals during the regular season, third best among all-time Maple Leafs.

The St. Michael's Majors product ranks among the Maple Leafs franchise all-time leaders in games played (13th), goals (6th-tie), assists (14th), and points (7th). He is tied for sixth on the club's playoff points list with 60 and his 36 career playoff assists are the most of any Maple Leafs' left-winger.

Mahovlich reached true superstar status in October 1962, when Jim Norris, owner of the Chicago Blackhawks, offered \$1 million for his services. After much fan outcry, the deal was turned down and Toronto captured three more Stanley Cups in the decade with the big winger in the fold.

Mahovlich was a member of Team Canada for the historic 1972 Summit Series against the Soviet Union. In 1974, and after tenures in Detroit and Montreal, Mahovlich joined the Toronto Toros of the World Hockey Association, and then retired from professional hockey in 1978.

Mahovlich was made a Member of the Order of Canada in 1994, and in 1998 in recognition of his class on and off the ice, he was appointed to the Canadian Senate by then Prime Minister Jean Chretien.

THE BIG M



SEASONS	CLUB	REGULAR SEASON					PLAYOFFS				
		GP	G	A	PTS	PIM	GP	G	A	PTS	PIM
1957-68	Maple Leafs	720	296	301	597	782	84	24	36	60	135

\* Toronto Maple Leafs statistics



# BORJE SALMING

defence



**BORN:** APRIL 17, 1951 KIRUNA, SWEDEN

**HONOURED BY LEAFS:** OCTOBER 4, 2006

**LEAFS ALL-TIME LEADER:** ASSISTS (620), GOALS BY DEFENCE-MAN (148), POINTS BY DEFENCEMAN (768), PLAYOFF ASSISTS BY DEFENCEMAN (37), PLAYOFF POINTS BY DEFENCEMAN (49)

**ALL-STAR TEAMS:** FIRST ALL-STAR TEAM (1977)  
SECOND ALL-STAR TEAM (1975, 1976, 1978, 1979, 1980)

**HOCKEY HALL OF FAME INDUCTION:** 1996

Borje Salming was a hockey pioneer in the truest sense of the word. His ascension to prominence in 1973 paved the way for European players to play in North America in subsequent seasons and he proved to be a courageous, durable two-way defenceman in a physical era when he first joined the National Hockey League.

Salming was signed as a free agent by the Toronto Maple Leafs on May 3, 1973, and by the end of his first season in 1973-74, he was on his way to stardom in North America. The defenceman scored 39 points (five goals, 34 assists) in 76 games during his rookie year. Not only blessed with outstanding hockey talent, Salming forged an outstanding 16-year career in Toronto through determination and a strong will.

Salming remains as one of the franchise's all-time leaders in many statistical categories including: First in assists (620), fourth in points (768), third in games played (1,099), fifth in penalty minutes (1,292), and 12th in playoff points (49). Among all-time club defencemen, he is first in goals (148), assists and points. By reaching the 1,000 NHL game plateau, he became the first European-trained player in league history to reach the milestone.

The two-time runner-up for the James Norris Trophy (NHL's best defenceman) was named to the NHL Second All-Star Team five times and the First-Team once. The six All-Star selections is a team-high mark shared by only Frank Mahovlich and Tim Horton. Salming achieved the feat in six consecutive seasons while sharing the limelight with accomplished NHL defencemen such as Bobby Orr, Brad Park, Larry Robinson and Denis Potvin.

Salming also enjoyed a decorated international hockey career outside of his long NHL service and, in 1996, he became the first Swedish-born player inducted into the Hockey Hall of Fame.



SEASONS	CLUB	REGULAR SEASON					PLAYOFFS				
		GP	G	A	PTS	PIM	GP	G	A	PTS	PIM
1973-89	Maple Leafs	1099	148	620	768	1292	81	12	37	49	91

\* Toronto Maple Leafs statistics





SITTLER  
27

# DARRYL SITTLER

centre



**BORN:** SEPTEMBER 18, 1950 KITCHENER, ONTARIO

**HONOURED BY LEAFS:** FEBRUARY 8, 2003

**ALL-STAR TEAMS:** SECOND ALL-STAR TEAM (1978)

**LEAFS LEADER:** HAT TRICKS (18), LONGEST POINT STREAK (18 GAMES-TIE), GOALS IN A GAME (6), POINTS IN A GAME (10)

**HOCKEY HALL OF FAME INDUCTION:** 1989

Darryl Sittler's heroics on a very competitive hockey club in the 1970s created heartwarming memories for legions of Toronto Maple Leafs fans, memories that remain to this day.

The centreman is remembered for two of the most historic performances in the history of the National Hockey League. On February 7, 1976, the captain scored six goals and added four assists for an NHL record total of 10 points in a game versus the Boston Bruins at Maple Leaf Gardens. That spring, the team leader also joined Maurice Richard and Newsy Lalonde in hockey history by tying a league record with five goals in a playoff win against the Philadelphia Flyers. In September of that same year, Sittler also scored on a dramatic, individual effort as Team Canada defeated Czechoslovakia in overtime to capture the 1976 Canada Cup at the Forum in Montreal.

Sittler was Toronto's first choice, eighth overall, in the 1970 Amateur Draft and, later that autumn, he would embark on a career that would lead him, at the time, ahead of Dave Keon to the top of the Leafs' all-time points list, and goal scoring list. In 844 games with Toronto he recorded 389 goals and 527 assists for 916 points. In the team record book, he currently ranks; ninth in games played, second in goals, third in assists, second in points, sixth in game-winning goals, first in hat tricks (18), fourth in playoff points (65), seventh in playoff goals (25-tied) and second in playoff assists (40). In 1977-78, he amassed career-highs in points (117), goals (45), assists (72) and penalty minutes (100). Sittler became the first Maple Leaf to crack the 100-point barrier in a single season while playing the pivot on a dynamic, high-scoring line with wingers Lanny McDonald and Errol Thompson during the mid-seventies. He would lead the club in points for eight consecutive seasons from 1973 to 1980.

After Sittler's playing career, he returned to the organization on August 8, 1991 and he continues to represent the Maple Leafs in the areas of Marketing, Community Relations, and Alumni Relations.

## ALL STAR GAMES



SEASONS	CLUB	REGULAR SEASON					PLAYOFFS				
		GP	G	A	PTS	PIM	GP	G	A	PTS	PIM
1970-82	Maple Leafs	844	389	527	916	763	64	25	40	65	120

\* Toronto Maple Leafs statistics

## TOP 25 LEAFS OF ALL-TIME

The 'Top 25 Players List' was unveiled by the Original Six franchise on September 30, 2001. Compiled by a committee of hockey experts, the list honoured the players who made lasting contributions in the Blue and White.

The voting committee was established for the purpose of gaining selections from individuals that watched thousands of Toronto Maple Leafs games. The 14 person committee at the time consisted of longtime hockey writers, Milt Dunnell, George Gross, Scott Morrison, John Iaboni, Frank Orr and Brian McFarlane; broadcasters Joe Bowen, Howie Meeker and Harry Neale; television producer Mark Askin; NHL executive and former Maple Leafs' general manager Jim Gregory; hockey publisher Dan Diamond; and representatives of two distinguished hockey families, Tommy Smythe and Frank Selke, Jr.

The committee was not asked to rank the players or select the best players at each position. Based on final voting from the committee, the following players were recognized as "The Top 25 Players" in franchise history.

**SYL APPS:** Captain and Calder Trophy winner averaged a point a game and played on three Stanley Cup winners.

**GEORGE ARMSTRONG:** Longest-serving captain played in the most career games as a Maple Leaf and won four Stanley Cups.

**MAX BENTLEY:** Member of three Stanley Cup teams and was inducted in 1966 to the Hall of Fame.

**JOHNNY BOWER:** Four-time winner of the Stanley Cup is second on the club's wins and games played list.

**WALTER 'TURK' BRODA:** Five-time Cup winner is Leafs all-time leader in wins, shutouts and games played in goal.

**FRANK 'KING' CLANCY:** Served the Leafs as a First-Team All-Star twice and later as coach.

**WENDEL CLARK:** Captain leads all Maple Leafs in career playoff goals.

**CHARLIE CONACHER:** Captain and a member of Leafs' first Stanley Cup winner led NHL in scoring in consecutive seasons.

**CLARENCE 'HAP' DAY:** The only man to serve as captain, coach and general manager for the club.

**DOUG GILMOUR:** Captain and Selke Trophy winner leads all Maple Leafs in career playoff points.

**REGINALD 'RED' HORNER:** Captain was elected to the Hall of Fame in 1965.

**TIM HORTON:** Second on the team's all-time games played list and an NHL First Team All-Star three times.

**HARVEY 'BUSHY' JACKSON:** Member of the 'Kid Line' of the 1930's and the only Leaf to be named to the NHL First All-Star Team four times.

**LEONARD 'RED' KELLY:** A four-time Stanley Cup champion and the leading point producer in the playoffs during the 1960's.

**TED 'TEEDER' KENNEDY:** Captain played on five Stanley Cup winners and one of only two Leafs to win the Hart Trophy (1955).

**DAVE KEON:** Captain is the only Leaf winner of the Conn Smythe Trophy (1967) and third on the club's all-time points list.

**FRANK MAHOVLICH:** Calder Trophy winner played on four Stanley Cup winners.

**LANNY McDONALD:** Recorded three straight seasons of 40 or more goals.

**BOB PULFORD:** Eighth on Leafs all-time point list and seventh in games played.

**BORJE SALMING:** The club's all-time assist leader and either an NHL First or Second Team All-Star on six occasions.


**DARRYL SITTLER:** Captain is second on the franchise's all-time points and goals list. He's the NHL record-holder for most points in a game with 10.

**ALLAN STANLEY:** A three-time Second Team All-Star was a member of four Stanley Cup teams.

**MATS SUNDIN:** Captain is the club leader in points, goals, and game-winners and led the team in points 12 times. The fastest Maple Leaf to reach the 500-point plateau.

**JIM THOMSON:** Captain played on four Stanley Cup winning teams and was a Second Team All-Star twice.

**RICK VAIVE:** Captain recorded three straight 50-goals seasons and was the first to hit the 50-goal mark.





# T 1918

## STANLEY CUP CHAMPIONS



**REGULAR SEASON RECORD:** 13-9-0 (2nd & 1st in NHL)

**PLAYOFF RECORD:** 4-3

**O'BRIEN CUP (NHL FINAL):** Toronto defeated the Montreal Canadiens (1st & 3rd in NHL), winning the two-game total-goals series, 10-7.

### SCORES:

Game 1 – March 11, 1918 – Toronto 7, Montreal 3 – \*Arena Gardens – Toronto, ON

Game 2 – March 13, 1918 – Montreal 4, Toronto 3 – Jubilee Arena – Montreal, QC

\*Name changed to Mutual Street Arena in 1938.

**STANLEY CUP FINAL:** Toronto defeated the Vancouver Millionaires (PCHA Champions), winning the best-of-five series, 3-2. (From 1917-18 through 1920-21, the NHL Champions played the PCHA Champions for the Stanley Cup.)

### SCORES:

Game 1 – March 20, 1918 – Toronto 5, Van. Millionaires 3 – Arena Gardens – Toronto, ON

Game 2 – March 23, 1918 – Van. Millionaires 6, Toronto 4 – Arena Gardens – Toronto, ON

Game 3 – March 26, 1918 – Toronto 6, Van. Millionaires 3 – Arena Gardens – Toronto, ON

Game 4 – March 28, 1918 – Van. Millionaires 8, Toronto 1 – Arena Gardens – Toronto, ON

Game 5 – March 30, 1918 – Toronto 2, Van. Millionaires 1 – Arena Gardens – Toronto, ON

**STANLEY CUP WINNING GOAL:** Corb Denneny at 10:30 of the third period.

**MANAGER:** Charlie Querrie    **COACH:** Dick Carroll    **CAPTAIN:** Ken Randall

**ROSTER:** Rusty Crawford, Harry Meeking, Ken Randall, Corb Denneny, Harry Cameron, Jack Adams, Alf Skinner, Harry Mummery, Hap Holmes, Reg Noble, Sammy Hebert, Jack Marks, Jack Coughlin.

**ADDITIONAL STAFF:** Frank Carroll (Trainer).

**NOTES:** Alf Skinner led the Arenas with eight goals in the Final... The NHA (National Hockey Association) suspended operations prior to the 1917-18 season and the remaining clubs formed the NHL in November of 1918 using the exact constitution and playing rules of the NHA... As per the adopted NHA rules, the Stanley Cup Final site alternated between the NHL champion and the PCHA (Pacific Coast Hockey Association) champion due to travel expense, while the differing rules for the leagues alternated each game... Two of the major differences between the two leagues' rules played a major factor in the series... The PCHA played with six skaters and one goaltender per side, allowed forward passing in the neutral zone, and did not permit substitutions on the fly... The NHL played with five skaters and one goaltender per side, did not allow any forward passing (adopted PCHA neutral zone rule prior to 1918-19 season), and permitted substitutions on the fly... In every game in the Final, the winner was the team playing under its respective league's rules... The Arenas outscored the Millionaires 13-7 in Game's 1, 3 and 5, while Vancouver held a 14-5 margin in Game's 2 and 4... The 1918 Stanley Cup Final was the first series contested by the new NHL and the second Stanley Cup win by a Toronto based franchise... The Toronto Blueshirts won the Stanley Cup in 1914.



# TORONTO ST PATS 1922

## STANLEY CUP CHAMPIONS



**REGULAR SEASON RECORD:** 13-10-1 (2nd in NHL)

**PLAYOFF RECORD:** 4-2-1

**O'BRIEN CUP (NHL FINAL):** Toronto defeated the Ottawa Senators (1st in NHL), winning the two-game total-goals series, 5-4.

### SCORES:

Game 1 – March 11, 1922 – Toronto 5, Ottawa 4 – Arena Gardens – Toronto, ON

Game 2 – March 13, 1922 – Toronto 0, Ottawa 0 – The Arena – Ottawa, ON

**STANLEY CUP FINAL:** Toronto defeated the Vancouver Millionaires (PCHA Champions), winning the best-of-five series, 3-2. (From 1921-22 through 1925-26, the NHL Champions played the PCHA/WCHL Champions for the Stanley Cup.)

### SCORES:

Game 1 – March 17, 1922 – Van. Millionaires 4, Toronto 3 – Arena Gardens – Toronto, ON

Game 2 – March 20, 1922 – Toronto 2, Van. Millionaires 1 (OT) – Arena Gardens – Toronto, ON

Game 3 – March 23, 1922 – Van. Millionaires 3, Toronto 0 – Arena Gardens – Toronto, ON

Game 4 – March 25, 1922 – Toronto 6, Van. Millionaires 0 – Arena Gardens – Toronto, ON

Game 5 – March 28, 1922 – Toronto 5, Van. Millionaires 1 – Arena Gardens – Toronto, ON

**STANLEY CUP WINNING GOAL:** Babe Dye at 4:20 of the first period.

**MANAGER:** Charlie Querrie    **COACH:** George O'Donoghue    **CAPTAIN:** Reg Noble

**ROSTER:** Ted Stackhouse, Corb Denneny, Rod Smylie, Lloyd Andrews, John Ross Roach, Harry Cameron, Billy Stuart, Babe Dye, Ken Randall, Reg Noble, Eddie Gerard (borrowed for one game from Ottawa), Stan Jackson, Ivan Mitchell.

**NOTES:** Babe Dye scored nine of the St. Pats 16 goals in the Final, including the game-winning goal in overtime in Game 2 and four goals in Game 5... John Ross Roach became the first rookie goaltender to record a shutout in the Stanley Cup Final in Game 4, and posted a 1.80 goals against average in the series.





DICK IRVIN COACH TIM DALY TRAINER  
 L CHABOT H COTTON H DAY  
 J PRIMEAU A LEVINSKY C CONACHER

G.R. COTTRELL (PRESS) E.W. BICKLE (VICE PRESS)  
 W.A. H. MCBRIEN (V PRESS) MAJOR CONN SMYTHE (MAN)  
 F.J. SELKE (ACTING MAN) HAP DAY COACH



# 1932

## STANLEY CUP CHAMPIONS

**REGULAR SEASON RECORD:** 23-18-7 (2nd, Canadian Division)

**PLAYOFF RECORD:** 5-1-1

**PATH TO THE FINAL:** Quarter-Final – Toronto defeated the Chicago Black Hawks (2nd, American Division), winning the two-game total-goals series, 6-2... Semi-Final – Toronto defeated the Montreal Maroons (3rd, Canadian Division), winning the two-game total-goals series, 4-3.

**STANLEY CUP FINAL:** Toronto defeated the New York Rangers (1st, American Division), winning the best-of-five series, 3-0.

### SCORES:

Game 1 – April 5, 1932 – Toronto 6, NY Rangers 4 – Madison Square Garden – New York, NY  
 Game 2 – April 7, 1932 – Toronto 6, NY Rangers 2 – Boston Garden – Boston, MA  
 Game 3 – April 9, 1932 – Toronto 6, NY Rangers 4 – Maple Leaf Gardens – Toronto, ON


**STANLEY CUP WINNING GOAL:** Ace Bailey at 15:07 of the third period.

**MANAGER:** Conn Smythe **COACH:** Dick Irvin **CAPTAIN:** Hap Day

**ROSTER:** Charlie Conacher, Busher Jackson, King Clancy, Andy Blair, Red Horner, Lorne Chabot, Alex Levinsky, Joe Primeau, Harold Darragh, Baldy Cotton, Frank Finnigan, Hap Day, Ace Bailey, Bob Gracie, Fred Robertson, Earl Miller.

**ADDITIONAL STAFF:** Tim Daly (Trainer).

**NOTES:** Charlie Conacher led the Maple Leafs and tied for second in NHL playoff scoring with eight points (6 goals, 2 assists)... Game 2 of the Final was played in Boston due to the circus being booked at Madison Square Garden in New York... The 'Kid Line' of Conacher, Busher Jackson and Joe Primeau combined for eight goals for the Maple Leafs in the Final... Toronto's coach Dick Irvin made his second straight Stanley Cup Final appearance, having coached for Chicago in 1931... The Maple Leafs won the Stanley Cup in their first season at Maple Leaf Gardens, which opened on November 12, 1931... The Leafs of the 1930's were called the "Gashouse Gang" for their off-ice antics... Pranks such as Conacher hanging King Clancy by his feet out of an open hotel window were common.



# 1942

## STANLEY CUP CHAMPIONS

**REGULAR SEASON RECORD:** 27-18-3 (2nd in NHL)

**PLAYOFF RECORD:** 8-5

**PATH TO THE FINAL:** Semi-Final – Toronto defeated the New York Rangers (1st in NHL), winning the best-of-seven series, 4-2.

**STANLEY CUP FINAL:** Toronto defeated the Detroit Red Wings (5th in NHL), winning the best-of-seven series, 4-3.

### SCORES:

Game 1 – April 4, 1942 – Detroit 3, Toronto 2 – Maple Leaf Gardens – Toronto, ON  
 Game 2 – April 7, 1942 – Detroit 4, Toronto 2 – Maple Leaf Gardens – Toronto, ON  
 Game 3 – April 9, 1942 – Detroit 5, Toronto 2 – Detroit Olympia – Detroit, MI  
 Game 4 – April 12, 1942 – Toronto 4, Detroit 3 – Detroit Olympia – Detroit, MI  
 Game 5 – April 14, 1942 – Toronto 9, Detroit 3 – Maple Leaf Gardens – Toronto, ON  
 Game 6 – April 16, 1942 – Toronto 3, Detroit 0 – Detroit Olympia – Detroit, MI  
 Game 7 – April 18, 1942 – Toronto 3, Detroit 1 – Maple Leaf Gardens – Toronto, ON

**STANLEY CUP WINNING GOAL:** Pete Langelie at 9:48 of the third period.

**MANAGER:** Conn Smythe  
**COACH:** Hap Day

**BUSINESS MANAGER:** Frank Selke  
**CAPTAIN:** Syl Apps

**ROSTER:** Wally Stanowski, Syl Apps, Bob Goldham, Gordie Drillon, Hank Goldup, Ernie Dickens, Sweeney Schriner, Bucko McDonald, Bob Davidson, Nick Metz, Bingo Kampman, Don Metz, Gaye Stewart, Turk Broda, John McCreedy, Lorne Carr, Pete Langelie, Billy Taylor, Reg Hamilton.

**ADDITIONAL STAFF:** Tim Daly (Trainer).

**NOTES:** Syl Apps led the Maple Leafs and tied for the NHL lead in playoff scoring with 14 points (5 goals, 9 assists), including three goals and two assists in Game 5 of the Final... After losing the first three games of the series, Leafs coach Hap Day benched his regular season leading scorer Gordie Drillon, Bucko McDonald and Hank Goldup... Among those replacing the regulars was Don Metz who went on to score four goals and three assists for seven points in the remaining four games... The record crowd of 16,218 in Game 7 at Maple Leaf Gardens marked the first time that over 16,000 people attended a hockey game in Canada... The Maple Leafs became the first team in NHL history to come back from a 3-0 deficit and win a best-of-seven series... Only two other teams have accomplished this feat since; the New York Islanders over the Pittsburgh Penguins in the Quarter-Final in 1975, and the Philadelphia Flyers over the Boston Bruins in the Conference Semi-Final in 2010... The Maple Leafs remain the sole team to do so in the Stanley Cup Final.



ELVIN MORRIS DAVE SCHRINER GUS BODNAR  
WALLY STANOWSKI ROSS JOHNSTONE LORNE CARR  
JOHNNY MCCREEDY TOM O'NEILL MEL HILL

G.E. WALKER CHIEF SCOUT SYL APPS CAPTAIN  
WILLIAM BARILKO GUS BODNAR GARTH BOESCH  
WALTER BRODA WILLIAM EZINICKI BUD POILE



# 1945

## STANLEY CUP CHAMPIONS

**REGULAR SEASON RECORD:** 24-22-4 (3rd in NHL)

**PLAYOFF RECORD:** 8-5

**PATH TO THE FINAL:** Semi-Final – Toronto defeated the Montreal Canadiens (1st in NHL), winning the best-of-seven series, 4-2.

**STANLEY CUP FINAL:** Toronto defeated the Detroit Red Wings (2nd in NHL), winning the best-of-seven series, 4-3.

### SCORES:

Game 1 – April 6, 1945 – Toronto 1, Detroit 0 – Detroit Olympia – Detroit, MI  
Game 2 – April 8, 1945 – Toronto 2, Detroit 0 – Detroit Olympia – Detroit, MI  
Game 3 – April 12, 1945 – Toronto 1, Detroit 0 – Maple Leaf Gardens – Toronto, ON  
Game 4 – April 14, 1945 – Detroit 5, Toronto 3 – Maple Leaf Gardens – Toronto, ON  
Game 5 – April 19, 1945 – Detroit 2, Toronto 0 – Detroit Olympia – Detroit, MI  
Game 6 – April 21, 1945 – Detroit 1, Toronto 0 (OT) – Maple Leaf Gardens – Toronto, ON  
Game 7 – April 22, 1945 – Toronto 2, Detroit 1 – Detroit Olympia – Detroit, MI

**STANLEY CUP WINNING GOAL:** Babe Pratt at 12:14 of the third period.

**MANAGER:** Conn Smythe

**BUSINESS MANAGER:** Frank Selke

**COACH:** Hap Day

**CAPTAIN:** Bob Davidson

**ROSTER:** Don Metz, Frank McCool, Wally Stanowski, Reg Hamilton, Moe Morris, John McCreedy, Tom O'Neill, Ted Kennedy, Babe Pratt, Gus Bodnar, Art Jackson, Jack McLean, Mel Hill, Nick Metz, Bob Davidson, Sweeney Schriner, Lorne Carr, Pete Backor, Ross Johnstone.

**ADDITIONAL STAFF:** Tim Daly (Trainer).

**NOTES:** Nineteen-year-old Ted Kennedy led the NHL playoffs in goals (7), including a hat trick in a losing effort in Game 4 of the Final, and was second overall in points (9)... The Maple Leafs would open the playoffs against the heavily favoured and defending Stanley Cup Champion Montreal Canadiens... Despite recording 28 less points than Montreal in the 1944-45 regular season, Toronto won the best-of-seven Semi-Final series in six games... Two rookie goaltenders met in a Stanley Cup Final for the first time in NHL history: 18-year-old Harry Lumley for Detroit and 26-year-old Frank McCool for Toronto replacing Turk Broda who was serving time in the army... McCool, who shutout the Red Wings in Game's 1, 2 and 3, remains the only goaltender in NHL history to record three consecutive shutouts in the Final...

In a bizarre near-reversal of the 1942 Stanley Cup Final, Detroit would win Game's 4, 5 and 6 to force a Game 7... Toronto became the first team in NHL history to win Game 7 of the Stanley Cup Final on the road... It has only happened three times since: Montreal over Chicago (1971), Pittsburgh over Detroit (2009), and Boston over Vancouver (2011)... The nine goals the Leafs scored in the Final is the fewest scored by a Stanley Cup winner in a best-of-seven series... McCool, who also won the Calder Trophy as the NHL's rookie of the year, would go on to play just 22 more games in the NHL.



# 1947

## STANLEY CUP CHAMPIONS

**REGULAR SEASON RECORD:** 31-19-10 (2nd in NHL)

**PLAYOFF RECORD:** 8-3

**PATH TO THE FINAL:** Semi-Final – Toronto defeated the Detroit Red Wings (4th in NHL), winning the best-of-seven series, 4-1.

**STANLEY CUP FINAL:** Toronto defeated the Montreal Canadiens (1st in NHL), winning the best-of-seven series, 4-2.

### SCORES:

Game 1 – April 8, 1947 – Montreal 6, Toronto 0 – Montreal Forum – Montreal, QC  
Game 2 – April 10, 1947 – Toronto 4, Montreal 0 – Montreal Forum – Montreal, QC  
Game 3 – April 12, 1947 – Toronto 4, Montreal 2 – Maple Leaf Gardens – Toronto, ON  
Game 4 – April 15, 1947 – Toronto 2, Montreal 1 (OT) – Maple Leaf Gardens – Toronto, ON  
Game 5 – April 17, 1947 – Montreal 3, Toronto 1 – Montreal Forum – Montreal, QC  
Game 6 – April 19, 1947 – Toronto 2, Montreal 1 – Maple Leaf Gardens – Toronto, ON

**STANLEY CUP WINNING GOAL:** Ted Kennedy at 14:39 of the third period.

**MANAGER:** Conn Smythe

**COACH:** Hap Day

**CAPTAIN:** Syl Apps

**ROSTER:** Turk Broda, Garth Boesch, Gus Mortson, Jimmy Thomson, Wally Stanowski, Bill Barilko, Harry Watson, Bud Poile, Ted Kennedy, Syl Apps, Don Metz, Nick Metz, Bill Ezinicki, Vic Lynn, Howie Meeker, Gaye Stewart, Joe Klukay, Gus Bodnar, Bob Goldham.

**ADDITIONAL STAFF:** Tim Daly (Trainer).

**NOTES:** Ted Kennedy led the Maple Leafs and tied for second in NHL playoff scoring with nine points (4 goals, 5 assists)... The Leafs, sporting six rookies on their roster including Calder Trophy recipient Howie Meeker and Bill Barilko, were the youngest team to win a Cup in NHL history to that time... In Game 2, Montreal's Maurice Richard would earn over 20 minutes in penalties, including two major penalties for high sticking, and as a result would be suspended for Game 3 of the series... NHL President Clarence Campbell, concerned over the prospect of fan violence, declined to present the Stanley Cup to the Maple Leafs immediately after Game 6... Five players from the 1947 Stanley Cup Champion Maple Leafs team (Apps, Broda, Kennedy, Poile, Watson) were later inducted to the Hockey Hall of Fame... In February 2011, the 1947 Maple Leafs were named the 10th greatest NHL team of all-time by the Sporting News.







# 1948

## STANLEY CUP CHAMPIONS

**REGULAR SEASON RECORD:** Record: 32-15-13 (1st in NHL)

**PLAYOFF RECORD:** 8-1

**PATH TO THE FINAL:** Semi-Final – Toronto defeated the Boston Bruins (3rd in NHL), winning the best-of-seven series, 4-1.

**STANLEY CUP FINAL:** Toronto defeated the Detroit Red Wings (2nd in NHL), winning the best-of-seven series, 4-0.

### SCORES:

Game 1 – April 7, 1948 – Toronto 5, Detroit 3 – Maple Leaf Gardens – Toronto, ON  
 Game 2 – April 10, 1948 – Toronto 4, Detroit 2 – Maple Leaf Gardens – Toronto, ON  
 Game 3 – April 11, 1948 – Toronto 2, Detroit 0 – Detroit Olympia – Detroit, MI  
 Game 4 – April 14, 1948 – Toronto 7, Detroit 2 – Detroit Olympia – Detroit, MI

**STANLEY CUP WINNING GOAL:** Harry Watson at 11:13 of the first period.

**MANAGER:** Conn Smythe      **COACH:** Hap Day      **CAPTAIN:** Syl Apps

**ROSTER:** Syl Apps, Bill Barilko, Max Bentley, Garth Boesch, Turk Broda, Les Costello, Bill Ezinicki, Ted Kennedy, Joe Klukay, Vic Lynn, Howie Meeker, Nick Metz, Don Metz, Gus Mortson, Phil Samis, Sid Smith, Wally Stanowski, Jimmy Thomson, Harry Watson.

**ADDITIONAL STAFF:** Tim Daly (Trainer).

**NOTES:** Ted Kennedy led the NHL in playoff goals (8) and points (14)... Turk Broda led the NHL playoffs in goals against average (2.15) and shutouts (1)... Max Bentley also factored in on the scoring, finishing tied for first in NHL playoff assists (7) and second behind Kennedy in points (11)... Bentley was acquired November 2, 1947 from the Chicago Black Hawks along with Reg Thomas, in exchange for Ernie Dickens, Bob Goldham, Bud Poile, Gus Bodnar and Gaye Stewart... The trade is considered by many to be "the biggest trade to that date in hockey history"... This was also the Stanley Cup Final debut for Detroit's Gordie Howe and the last for Toronto's Syl Apps who retired after the series.



# 1949

## STANLEY CUP CHAMPIONS

**REGULAR SEASON RECORD:** 22-25-13 (4th in NHL)

**PLAYOFF RECORD:** 8-1

**PATH TO THE FINAL:** Semi-Final – Toronto defeated the Boston Bruins (2nd in NHL), winning the best-of-seven series, 4-1.

**STANLEY CUP FINAL:** Toronto defeated the Detroit Red Wings (1st in NHL), winning the best-of-seven series, 4-0.

### SCORES:

Game 1 – April 8, 1949 – Toronto 3, Detroit 2 (OT) – Detroit Olympia – Detroit, MI  
 Game 2 – April 10, 1949 – Toronto 3, Detroit 1 – Detroit Olympia – Detroit, MI  
 Game 3 – April 13, 1949 – Toronto 3, Detroit 1 – Maple Leaf Gardens – Toronto, ON  
 Game 4 – April 16, 1949 – Toronto 3, Detroit 1 – Maple Leaf Gardens – Toronto, ON

**STANLEY CUP WINNING GOAL:** Cal Gardner at 19:45 of the second period.

**MANAGER:** Conn Smythe      **COACH:** Hap Day      **CAPTAIN:** Ted Kennedy

**ROSTER:** Bill Barilko, Max Bentley, Garth Boesch, Turk Broda, Bob Dawes, Bill Ezinicki, Cal Gardner, Bill Juzda, Ted Kennedy, Joe Klukay, Vic Lynn, Howie Meeker, Don Metz, Fleming MacKell, Gus Mortson, Sid Smith, Harry Taylor, Ray Timgren, Jimmy Thomson, Harry Watson.

**ADDITIONAL STAFF:** Bill MacBrien (Chairman), George McCullagh, J.Y. Murdoch (Vice Presidents), J.P. Bickell, Ed Bickle (Directors), Tim Daly (Trainer), Archie Campbell (Assistant Trainer), Dr. Norman Delarue, Dr. James Murray, Dr. Horace MacIntyre (Club Doctors), Ed Fitkin (Publicity Director), Squib Walker (Chief Scout), Kerry Day (Mascot).

**NOTES:** Ted Kennedy led the Maple Leafs and tied for second in NHL playoff scoring with eight points (2 goals, 6 assists)... Turk Broda led the NHL playoffs in goals against average (1.57) and shutouts (1)... The Maple Leafs became the first team in NHL history and first since the Ottawa Senators (1903 to 1906) to win three consecutive Stanley Cups... Toronto also extended its' winning streak in the Stanley Cup Final to nine games dating back to April 19, 1947... The Maple Leafs won the Stanley Cup despite a losing record in the regular season ... The only other team in NHL history to win the Cup after finishing the regular season with a losing record was the 1938 Chicago Black Hawks.





GEORGE McCULLAGH (V PRES) J.Y. MURDOCH KC (V PRES)  
J.P. BICKELL DIRECTOR E.B. BICKLE DIRECTOR  
THOMAS DALY TRAINER ED FITKIN PUB DIRECTOR

JOHN BASSETT VICE PRES CONN SMYTHE BOARD CHAIRMAN  
G. PUNCH IMLACH COACH GEN MANN F. KING CLANCY ASST COACH  
ROBERT DAVIDSON CHIEF SCOUT GEORGE ARMSTRONG CAPTAIN



# 1951

## STANLEY CUP CHAMPIONS

**REGULAR SEASON RECORD:** 41-16-13 (2nd in NHL)

**PLAYOFF RECORD:** 8-2-1

**PATH TO THE FINAL:** Semi-Final – Toronto defeated the Boston Bruins (4th in NHL), winning the best-of-seven series, 4-1-1.  
(Game 2 of the series was called after the first overtime period due to a local curfew law and ended a 1-1 tie.)

**STANLEY CUP FINAL:** Toronto defeated the Montreal Canadiens (3rd in NHL), winning the best-of-seven series, 4-1.

### SCORES:

Game 1 – April 11, 1951 – Toronto 3, Montreal 2 (OT) – Maple Leaf Gardens – Toronto, ON  
Game 2 – April 14, 1951 – Montreal 3, Toronto 2 (OT) – Maple Leaf Gardens – Toronto, ON  
Game 3 – April 17, 1951 – Toronto 2, Montreal 1 (OT) – Montreal Forum – Montreal, QC  
Game 4 – April 19, 1951 – Toronto 3, Montreal 2 (OT) – Montreal Forum – Montreal, QC  
Game 5 – April 21, 1951 – Toronto 3, Montreal 2 (OT) – Maple Leaf Gardens – Toronto, ON

**STANLEY CUP WINNING GOAL:** Bill Barilko at 2:53 of the first overtime period.

**PRESIDENT/MANAGER:** Conn Smythe **COACH:** Joe Primeau **CAPTAIN:** Ted Kennedy

**ROSTER:** Bill Barilko, Max Bentley, Hugh Bolton, Turk Broda, Fern Flaman, Cal Gardner, Bob Hassard, Bill Juzda, Ted Kennedy, Joe Klukay, Danny Lewicki, Fleming MacKell, Howie Meeker, Gus Morton, John McCormack, Al Rollins, Tod Sloan, Sid Smith, Jimmy Thomson, Ray Timgren, Harry Watson.

**ADDITIONAL STAFF:** Bill MacBrien (Chairman), Hap Day (Assistant Manager), George McCullagh, J.Y. Murdoch (Vice Presidents), J.P. Bickell, Ed Bickle (Directors), Tim Daly (Trainer), Archie Campbell, Tommy Naylor (Assistant Trainers), Dr. Norman Delarue, Dr. James Murray, Dr. Horace MacIntyre (Club Doctors), Ed Fitkin (Publicity Director), Squib Walker (Chief Scout).

**NOTES:** Max Bentley led the NHL playoffs in assists (11) and was tied for the lead in points (13)... Every game went into overtime in the Final series... Sid Smith, Ted Kennedy, Harry Watson and Bill Barilko scored the game-winning goals for the Maple Leafs, while Maurice Richard tallied the lone overtime goal for the Canadiens... In Game 5, Tod Sloan would score twice, including the game-tying goal with 32 seconds left in the third period... Barilko's Stanley Cup winning goal would be the last he ever scored as he died in a plane crash on August 26, 1951... Ironically, the site of the crash was not discovered until 1962, the year of Toronto's next Stanley Cup win.



# 1962

## STANLEY CUP CHAMPIONS

**REGULAR SEASON RECORD:** 37-22-11 (2nd in NHL)

**PLAYOFF RECORD:** 8-4

**PATH TO THE FINAL:** Semi-Final – Toronto defeated the New York Rangers (4th in NHL), winning the best-of-seven series, 4-2.

**STANLEY CUP FINAL:** Toronto defeated the Chicago Black Hawks (3rd in NHL), winning the best-of-seven series, 4-2.

### SCORES:

Game 1 – April 10, 1962 – Toronto 4, Chicago 1 – Maple Leaf Gardens – Toronto, ON  
Game 2 – April 12, 1962 – Toronto 3, Chicago 2 – Maple Leaf Gardens – Toronto, ON  
Game 3 – April 15, 1962 – Chicago 3, Toronto 0 – Chicago Stadium – Chicago, IL  
Game 4 – April 17, 1962 – Chicago 4, Toronto 1 – Chicago Stadium – Chicago, IL  
Game 5 – April 19, 1962 – Toronto 8, Chicago 4 – Maple Leaf Gardens – Toronto, ON  
Game 6 – April 22, 1962 – Toronto 2, Chicago 1 – Chicago Stadium – Chicago, IL


**STANLEY CUP WINNING GOAL:** Dick Duff at 14:14 of the third period.

**PRESIDENT:** Stafford Smythe **COACH/GENERAL MANAGER:** Punch Imlach  
**CAPTAIN:** George Armstrong

**ROSTER:** George Armstrong, Al Arbour, Bob Baun, Johnny Bower, Carl Brewer, Dick Duff, Billy Harris, Larry Hillman, Dave Keon, Tim Horton, Red Kelly, Ed Litzenberger, John MacMillan, Frank Mahovlich, Bob Nevin, Bert Olmstead, Bob Pulford, Eddie Shack, Allan Stanley, Don Simmons, Ron Stewart.

**ADDITIONAL STAFF:** Harold Ballard (Executive Vice President), John Bassett (Vice President), Conn Smythe (Chairman), King Clancy (Assistant Coach), Bob Davidson (Chief Scout), Bob Haggert (Trainer), Tom Naylor (Assistant Trainer), Hugh Hoult (Stick Boy).

**NOTES:** Tim Horton led the Maple Leafs and finished second in NHL playoff scoring with 16 points (3 goals, 13 assists), including an assist on Dick Duff's Stanley Cup winning goal... George Armstrong and Bob Pulford tied for second in the NHL with seven playoff goals each... Frank Mahovlich had four goals and seven points in the Stanley Cup Final... In early June of 1962, just over six weeks after the Final, the crash site and body of Bill Barilko was discovered by pilots Gary Fields and Ron Boyd... Barilko, the overtime hero the last time the Maple Leafs won the Cup in 1951, had been missing since the summer of that year.



JOHN BASSETT BOARD CHAIRMAN & PUNCH IMLACH COX GEN MANAGER  
 FRANK KING CLANCY ASST COACH & G MANN & ARMSTRONG CAPTAIN  
 ROBERT BAUN JOHN BOWER CARL BREWER KENT DOUGLAS



# 1963

## STANLEY CUP CHAMPIONS



**REGULAR SEASON RECORD:** 35-23-12 (1st in NHL)

**PLAYOFF RECORD:** 8-2

**PATH TO THE FINAL:** Semi-Final - Toronto defeated the Montreal Canadiens (3rd in NHL), winning the best-of-seven series, 4-1.

**STANLEY CUP FINAL:** Toronto defeated the Detroit Red Wings (4th in NHL), winning the best-of-seven series, 4-1.

### SCORES:

Game 1 - April 9, 1963 - Toronto 4, Detroit 2 - Maple Leaf Gardens - Toronto, ON  
 Game 2 - April 11, 1963 - Toronto 4, Detroit 2 - Maple Leaf Gardens - Toronto, ON  
 Game 3 - April 14, 1963 - Detroit 3, Toronto 2 - Detroit Olympia - Detroit, MI  
 Game 4 - April 16, 1963 - Toronto 4, Detroit 2 - Detroit Olympia - Detroit, MI  
 Game 5 - April 18, 1963 - Toronto 3, Detroit 1 - Maple Leaf Gardens - Toronto, ON

**STANLEY CUP WINNING GOAL:** Eddie Shack at 13:28 of the third period.

**PRESIDENT:** Stafford Smythe **COACH/GENERAL MANAGER:** Punch Imlach  
**CAPTAIN:** George Armstrong

**ROSTER:** George Armstrong, Bob Baun, Johnny Bower, Carl Brewer, Kent Douglas, Dick Duff, Billy Harris, Larry Hillman, Tim Horton, Red Kelly, Dave Keon, Ed Litzenberger, John MacMillan, Frank Mahovlich, Bob Nevin, Bob Pulford, Eddie Shack, Don Simmons, Allan Stanley, Ron Stewart.

**ADDITIONAL STAFF:** Harold Ballard (Executive Vice President), John Bassett (Chairman), King Clancy (Assistant Coach/Assistant General Manager), Bob Haggert (Trainer), Tom Naylor (Assistant Trainer), Hugh Hoults (Stick Boy).

**NOTES:** Dave Keon led the Maple Leafs and finished third in NHL playoff scoring with 12 points (7 goals, 5 assists)... Johnny Bower led the NHL playoffs in goals against average (1.60) and shutouts (2)... Five different Leafs had multi-goal games in the Final: Dick Duff, Bob Nevin, Ron Stewart, Red Kelly and Keon... In Game 1, Duff set an NHL playoff record that still stands by scoring the fastest two goals from the start of a game (1:08)... Keon scored two short-handed goals in Game 5... The Maple Leafs celebrated their second consecutive Cup by throwing Punch Imlach, Harold Ballard and Stafford Smythe into the showers fully clothed.



FRANK KING CLANCY ASST COACH GEN MAN & ARMSTRONG CAPT  
 ANDREW BATHGATE ROBERT BAUN JOHN BOWER CARL BREWER  
 GERALD EHMAN WILLIAM HARRIS LARRY HILLMAN DAVID KEON



# 1964

## STANLEY CUP CHAMPIONS



**REGULAR SEASON RECORD:** 33-25-12 (3rd in NHL)

**PLAYOFF RECORD:** 8-6

**PATH TO THE FINAL:** Semi-Final - Toronto defeated the Montreal Canadiens (1st in NHL), winning the best-of-seven series, 4-3.

**STANLEY CUP FINAL:** Toronto defeated the Detroit Red Wings (4th in NHL), winning the best-of-seven series, 4-3.

### SCORES:

Game 1 - April 11, 1964 - Toronto 3, Detroit 2 - Maple Leaf Gardens - Toronto, ON  
 Game 2 - April 14, 1964 - Detroit 4, Toronto 3 (OT) - Maple Leaf Gardens - Toronto, ON  
 Game 3 - April 16, 1964 - Detroit 4, Toronto 3 - Detroit Olympia - Detroit, MI  
 Game 4 - April 18, 1964 - Toronto 4, Detroit 2 - Detroit Olympia - Detroit, MI  
 Game 5 - April 21, 1964 - Detroit 2, Toronto 1 - Maple Leaf Gardens - Toronto, ON  
 Game 6 - April 23, 1964 - Toronto 4, Detroit 3 (OT) - Detroit Olympia - Detroit, MI  
 Game 7 - April 25, 1964 - Toronto 4, Detroit 0 - Maple Leaf Gardens - Toronto, ON

**STANLEY CUP WINNING GOAL:** Andy Bathgate at 3:04 of the first period.

**PRESIDENT:** Stafford Smythe **COACH/GENERAL MANAGER:** Punch Imlach  
**CAPTAIN:** George Armstrong

**ROSTER:** George Armstrong, Andy Bathgate, Bob Baun, Johnny Bower, Carl Brewer, Gerry Ehman, Billy Harris, Larry Hillman, Dave Keon, Tim Horton, Red Kelly, Frank Mahovlich, Don McKenney, Jim Pappin, Bob Pulford, Eddie Shack, Don Simmons, Allan Stanley, Ron Stewart, Al Arbour, Ed Litzenberger.

**ADDITIONAL STAFF:** Harold Ballard (Executive Vice President), John Bassett (Chairman), King Clancy (Assistant Coach/Assistant General Manager), Bob Haggert (Trainer), Tom Naylor (Assistant Trainer), Hugh Hoults (Stick Boy).

**NOTES:** Frank Mahovlich led the Maple Leafs and finished third in NHL playoff scoring with 15 points (4 goals, 11 assists)... Johnny Bower led the NHL playoffs in goals against average (2.12) and shutouts (2)... The 1964 Stanley Cup Final is famous for the courageous play of Bob Baun... Baun took a Gordie Howe slap shot off the right ankle in Game 6 and was carried off the ice on a stretcher, but returned in overtime and scored the game-winning goal... Baun also played in Game 7 despite the pain, and it was revealed after the series that he had a broken ankle... John MacMillan was the only player to play in back-to-back finals with different teams in successive series that pitted the same teams against each other until Marian Hossa in 2009... MacMillan won the 1963 Cup with Toronto over Detroit and lost the 1964 Final to the Maple Leafs as a member of Wings, while Hossa lost the 2008 Cup to Detroit with Pittsburgh and then lost the 2009 Final to the Penguins as a member of the Wings.







# 1967

## STANLEY CUP CHAMPIONS



**REGULAR SEASON RECORD:** 32-27-11 (3rd in NHL)

**PLAYOFF RECORD:** 8-4

**PATH TO THE FINAL:** Semi-Final – Toronto defeated the Chicago Black Hawks (1st in NHL), winning the best-of-seven series, 4-2.

**STANLEY CUP FINAL:** Toronto defeated the Montreal Canadiens (2nd in NHL), winning the best-of-seven series, 4-2.

### SCORES:

Game 1 – April 20, 1967 – Montreal 6, Toronto 2 – Montreal Forum – Montreal, QC  
 Game 2 – April 22, 1967 – Toronto 3, Montreal 0 – Montreal Forum – Montreal, QC  
 Game 3 – April 25, 1967 – Toronto 3, Montreal 2 (OT) – Maple Leaf Gardens – Toronto, ON  
 Game 4 – April 27, 1967 – Montreal 6, Toronto 2 – Maple Leaf Gardens – Toronto, ON  
 Game 5 – April 29, 1967 – Toronto 4, Montreal 1 – Montreal Forum – Montreal, QC  
 Game 6 – May 2, 1967 – Toronto 3, Montreal 1 – Maple Leaf Gardens – Toronto, ON

**STANLEY CUP WINNING GOAL:** Jim Pappin at 19:24 of the second period.

**PRESIDENT:** Stafford Smythe

**COACH/GENERAL MANAGER:** Punch Imlach

**CAPTAIN:** George Armstrong

**ROSTER:** George Armstrong, Bob Baun, Johnny Bower, Brian Conacher, Ron Ellis, Aut Erickson, Larry Hillman, Tim Horton, Red Kelly, Larry Jeffrey, Dave Keon, Frank Mahovlich, Milan Marcetta, Jim Pappin, Marcel Pronovost, Bob Pulford, Terry Sawchuk, Eddie Shack, Allan Stanley, Pete Stelmowski, Mike Walton.

**ADDITIONAL STAFF:** Harold Ballard (Executive Vice President), John Bassett (Chairman), King Clancy (Assistant Coach/Assistant General Manager), Bob Davidson (Chief Scout), John Anderson (Business Manager), Bob Haggert (Trainer), Tom Nayler (Assistant Trainer), Karl Elieff (Physiotherapist), Richard Smythe (Mascot).

**NOTES:** Dave Keon became the first and only Leaf ever to win the Conn Smythe Trophy as playoff MVP, earning the honour on the basis of an outstanding defensive performance... Jim Pappin led the NHL playoffs in goals (7) and points (15), including four goals and four assists in the Stanley Cup Final... With an average age of 31 and derided as an "over the hill" team by the press, Toronto sported the oldest lineup to win the Stanley Cup to that time... Johnny Bower, the oldest player in the NHL, was 42 and Allan Stanley was 41... Terry Sawchuk and Bower split time between the pipes for the Maple Leafs in the Final, each making their mark on the series... Sawchuk suffered the loss in Game 1 before Bower recorded a shutout in Game 2 and backstopped Toronto to a 3-2 overtime win in Game 3, which has been described as "one of the most exciting games ever played"... Sawchuk then replaced an injured Bower prior to Game 4 and played the rest of the series, including a 41-save performance in the deciding Game 6... Al Smith was called up from the minors to serve as a back-up goaltender in Game's 4 and 5, while Bower returned as a back-up for Game 6... It was the last Stanley Cup of the NHL's 'Original Six' as the league would double in size with the addition of six new expansion teams for the 1967-68 season... Mid-way through the 1966-67 season, the Maple Leafs suffered a 10-game losing streak and Punch Imlach had to take time off to recover from trauma and strain... King Clancy took over as temporary head coach and the team went 7-1-2, climbing back into the playoff picture and staying there when Imlach returned... The Leafs introduced a new jersey just before the playoffs in 1967, featuring an 11-point leaf (like that on Canada's flag) in place of the former 35-point leaf.



## STATISTICS IN STANLEY CUP FINALS

### ALL-TIME FINAL SERIES RECORD

Versus	Series	W	L	GP	W	L	GF	GA
Boston	1	0	1	5	1	4	6	12
Chicago	2	1	1	10	5	5	26	25
Detroit	7	6	1	38	25	13	114	85
Montreal	5	3	2	26	13	13	60	72
NY Rangers	3	1	2	13	6	7	34	35
Defunct Teams	3	2	1	13	6	7	38	40
<b>Totals</b>	<b>21</b>	<b>13</b>	<b>8</b>	<b>105</b>	<b>56</b>	<b>49</b>	<b>278</b>	<b>269</b>

### FINAL SERIES APPEARANCES

Versus	Year	Winner	W	L	GF	GA
Van. Millionaires	1918	Toronto (Toronto Arenas)	3	2	18	21
Van. Millionaires	1921	Toronto (Toronto St. Patricks)	3	2	16	9
NY Rangers	1932	Toronto	3	0	18	10
NY Rangers	1933	NY Rangers	1	3	5	11
Mtl Maroons	1935	Maroons	0	3	4	10
Detroit	1936	Detroit	1	3	11	18
Chicago	1938	Chicago	1	3	8	10
Boston	1939	Boston	1	4	6	12
NY Rangers	1940	NY Rangers	2	4	11	14
Detroit	1942	Toronto	4	3	25	19
Detroit	1945	Toronto	4	3	9	9
Montreal	1947	Toronto	4	2	13	13
Detroit	1948	Toronto	4	0	18	7
Detroit	1949	Toronto	4	0	12	5
Montreal	1951	Toronto	4	1	13	10
Montreal	1959	Montreal	1	4	12	18
Montreal	1960	Montreal	0	4	5	15
Chicago	1962	Toronto	4	2	18	15
Detroit	1963	Toronto	4	1	17	10
Detroit	1964	Toronto	4	3	22	17
Montreal	1967	Toronto	4	2	17	16

### TOP FIVE FINAL SERIES SCORERS

Player	GP	G	A	TP	PIM
Ted Kennedy	26	12	11	23	8
George Armstrong	33	9	13	22	22
Frank Mahovlich	32	7	15	22	39
Syl Apps	32	10	11	21	6
Bob Pulford	33	8	13	21	44





\*\*\*\*\*  
MEDIA PASS  
Ken Belton  
CFL 2013  
Toronto Maple Leafs

**MEDIA INFORMATION LINE:**

During the hockey season, the Maple Leafs' Media Information Line provides daily updated team information such as player transactions, media availability times, practice times and locations.

**MEDIA CREDENTIALS:**

Full season media credentials are issued to those members of the media who regularly cover the Toronto Maple Leafs. Approved media will receive a full season media credential prior to the conclusion of training camp. The credential is valid for all Maple Leaf home games, practices and game-day morning skates.

Single game media credentials will be issued on a priority basis to media covering game-related stories, on deadline only. Requests must be made to Pat Park by e-mail (ppark@torontomapeleaves.com) at least 24 hours prior to game time.

Credentials must be worn in a visible manner by all members of the approved media.

Media intent on covering the team on the road must notify Aaron Gogishvili (agogishvili@torontomapeleaves.com) of the Maple Leafs' Communications Department in order to guarantee road accreditation. Notification should be no later than one day before the game.

**MEDIA BROADCAST VEHICLES AT AIR CANADA CENTRE:**

Building security will not permit any media broadcast vehicles, satellite uplink trucks, company and personal vehicles to park on the East or West Plaza of the arena on game nights as per NHL and Air Canada Centre security regulations. Vehicles will be subject to ticketing and towing at the discretion of the Security staff.

**LIVE BROADCAST POLICY:**

Media may broadcast live from the public areas on Bay Street. Media is not permitted to broadcast live from inside the arena or the Galleria unless a feed has been arranged through the Air Canada Centre staff. Broadcasters requesting a live feed from inside the arena must use arena facilities and book their request through Kathy Spencer at Sure Connect at (416) 543-8429 (cellular) or (866) 805-9013 (office). Other than the game rights holder, broadcasters are not permitted to use the arena bowl as a backdrop for a live feed within 30 minutes prior to the start of the game as per NHL regulations.

**MEDIA ENTRANCE:**

The Media Entrance (Door 2B) on game nights is located directly beside Gate 2 at the northeast end of Air Canada Centre. Access for the media will commence two and half hours before the start of the game. Gate 2 is the media entrance for all practices and morning skates.

**FOSTER HEWITT MEDIA GONDOLA AND SEATING:**

Seating in the Foster Hewitt Media Gondola must be requested to Pat Park no later than 24 hours prior to a game. The gondola is located on the south end of the building, opposite the team benches. For access to the gondola, members of the media can take a dedicated elevator located on the southwest end of the event level (dressing room and Rogers Media Centre level).

**STROBE LIGHTS/PHOTOGRAPHY:**

Strobe photographers must contact Laura Leite (416-815-5455) of the Maple Leafs' Media Relations department to arrange payment method. A limited number of strobe light sets are available at Air Canada Centre on a first-come, first-served basis, at the discretion of the Leafs' Media Relations Staff.

**PHOTOGRAPHY POSITIONS:**

Section 108 in the red level (centre-ice opposite both team benches) is the designated area for non-ice level shooting positions. Shooting positions are unassigned in this area. A maximum of three photographers may shoot the pre-game warm-ups from the players' benches at one time (one on the Leaf bench and two on the visitors bench or vice versa).

Maple Leaf team photographer Graig Abel will assign ice-level shooting positions on game days. Shooting positions will remain the same throughout all games unless notified otherwise. Ice level positions in the southeast corner of the rink (Maple Leafs' net for two periods and on the penalty box side) will be restricted to three cameras. The arrangement will allow either two television rights holder handheld cameras and one still photographer, or one television rights holder camera and two still photographers.

**INTRODUCTION**

Air Canada Centre is Canada's premier sports and entertainment venue and home to the Toronto Maple Leafs Hockey Club, Toronto Raptors Basketball Club and the Toronto Rock Lacrosse Team. Air Canada Centre first opened its doors in February 1999 and over its 12-year history, it has been recognized with more than 25 industry awards and has hosted over 30 million fans over to 2,000 events including Leafs, Raptors and Rock games, as well as concerts and live events.

**LOCATION**

Air Canada Centre is connected to Union Station and the underground pedestrian PATH system, providing easy access to public transportation (TTC, subway and GO Transit) for fans attending events.

**ARENA FEATURES**

Air Canada Centre completed an extensive \$48 million revitalization and renovation on its west side in time for the 2009-10 season. The expanded area called the Atrium has created a multi-tiered concourse that includes retail stores, food and beverage concessions, including (Brian) Burkie's Doghouse gourmet hot dog stand.

The Atrium is also home to a new high-definition broadcast studio for Leafs TV, Raptors NBA TV and GOLTV. The open concept setting of the broadcast studio allows fans to get up close and interactive with some of their favourite Leafs TV personalities.

Running in an east-west direction just south of Union Station, the Galleria is a climate-controlled public walkway located at the north end of Air Canada Centre. The Galleria houses the Ticket Office, the LG Experience Zone and a fun and interactive hockey and basketball fan zone providing entertainment for fans attending the game. In addition, an historical display of artifacts from the original Canada Post Building and construction site are prominent features. Air Canada Centre remains the only arena in North America to house three of its own exclusive award-winning restaurants— the Platinum Club, Air Canada Club and the Hot Stove Club. The restaurants, along with themed concession stands and kiosks offer a diversity of food and beverages that capture Toronto's multicultural flavour. Two in-house bars, the recently renovated Ice Box and Molson, which has its own micro-brewery, are favourite spots where fans can meet friends before the game or for a drink between periods.

**ACCESSIBILITY**

As the proud recipient of the Jeff Adams Award of Excellence for facility accessibility, Air Canada Centre has dedicated accessible seating areas for disabled guests and their companions located throughout the building, providing maximum flexibility and pricing selection. All ticket and vendor windows, as well as the public washrooms are wheelchair accessible with accommodating counter heights and lower urinals equipped with grab bars. TTY phones are available on both the 100 and 300 levels with all payphones equipped with volume control. Braille and tactile signage is also used throughout the arena.

**FAN CONSIDERATION**

Air Canada Centre is committed to ensuring that the arena remains at the top of its game and its guests have a great fan experience. The arena's intimacy is felt from the moment fans walk inside the building. The seating pitch is steeper than most, creating the very best sightlines for hockey. All Air Canada Centre seats are fully upholstered and 19-20" wide.

Since opening in 1999, millions of dollars have been invested in upgrading Air Canada Centre's features to keep the venue state-of-the-art and to keep fans excited and coming back.

The arena's top-notch acoustic technology has been further enhanced through a new state-of-the-art BOSE sound system. A new seating retract system installed last year has dramatically reduced the arena's conversion time enabling the facility to move from hockey to basketball (and visa versa) mode in a matter of hours.

A new high-definition scoreboard and display system was installed in 2008 at a cost of \$8 million. The system allows fans to feel much closer to the action thereby enhancing their hockey and basketball experience. Manufactured by Mitsubishi, Air Canada Centre's videoboard is the first of its kind in North America, with video screens that are 10 feet high and 16 feet wide. The high-definition videoboard screens deliver a top quality picture to all four corners of the arena with 414,720 LEDs on a single screen and 800% more LED display space. When combined with Air Canada Centre's 360 degree surface mounted LED video message board, it brings the total number of LEDs inside the arena to 2,293,760.

Air Canada Centre's broadcast, satellite and video facilities provide the 790 LG televisions throughout the building with live game action and replays. Other fan-friendly features include a dedicated 50 milliwatt radio transmitter enabling fans to listen to play-by-play action and colour commentary while in the building and the high-grade acrylic rinkboard glass system providing fans with improved sight lines and greater safety.





## MLSQ PUBLIC SQUARE

Opened last year, Maple Leafs Square is the area adjacent to Air Canada Centre's west side, a premier pre-and-post game sports and entertainment destination. Maple Leaf Square is linked to Air Canada Centre's Atrium by an enclosed glass bridge, and includes two restaurants, a boutique hotel, the Toronto Maple Leafs' official team store – Real Sports Apparel, extensive retail shopping and two condominium towers. Maple Leaf Square's public square has the energy and feel of Times Square and supports city building, creating a larger significant stage that will attract major sports and world events to Toronto.

## COMMITMENT TO THE ENVIRONMENT

Reflecting a commitment to reduce its environmental footprint and sustainability, Air Canada Centre and Maple Leaf Sports & Entertainment have teamed up to Go Green through its long-term investment to investing more than \$5 million over a five-year period for greening initiatives and programs for Air Canada Centre. The venue's environmental initiatives include: reducing its energy consumption and its greenhouse gas emissions by 30 percent, re-engineering Air Canada Centre's mechanical and electrical operations and implementing a waste diversion program. To date, Air Canada Centre's greening efforts have resulted in a total waste diversion increase of 25 percent or nearly 237 tonnes of plastics, glass, paper and organics.

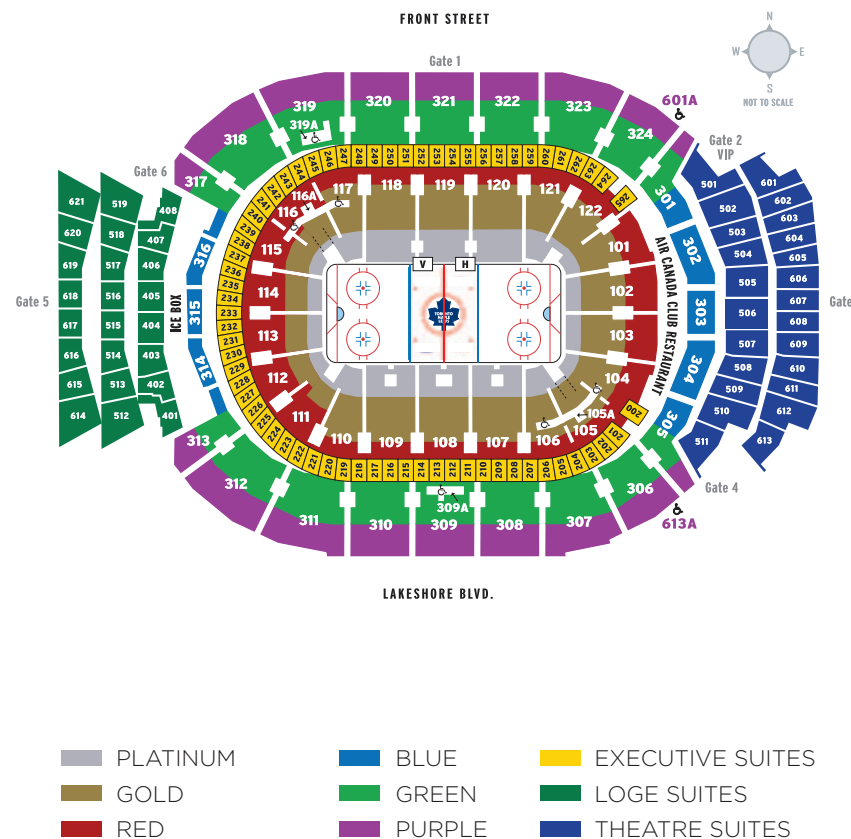
## AIR CANADA CENTRE FACTS

Location:	40 Bay Street, at Lakeshore Blvd.
Owner:	Maple Leaf Sports & Entertainment
Original Cost:	\$265 million, all privately financed
Economic Impact:	\$2.4+ billion to the local economy over 10 years
Architect:	Brisbin Brook Beynon Architects
Contractor:	PCL Constructors Eastern Inc.
Seating Capacity:	Hockey – 18,819 Basketball – 19,800 Full house concert – 20,000+ Theatre – 5,800
Luxury Suites:	154, in total, including 40 Platinum lounges, unique to North America
Size:	665,000 square foot arena project
Tower:	140,000 square foot, 12-storey office tower
Parking:	Approximately 13,000 parking spaces within immediate walking distance
Public Transit:	Two minute walk from adjacent Union Station (TTC, GO transit)
Accessibility:	1% of fixed seating for disabled and their companions, available at most price levels
Washrooms:	56 public washrooms in the building
Scoreboard:	Mitsubishi videoboard
Video:	Over 790 LG televisions located throughout the building
Audio:	State-of-the-art BOSE sound system
Seats:	19"-22" wide, fully upholstered
Restaurants:	Molson Canadian Brewhouse, Ice Box, Air Canada Club, Platinum Club, Hot Stove Club.

## AIR CANADA CENTRE KEY DATES

December 21, 1994:	Plans unveiled for arena at 40 Bay Street site
February 24, 1995:	Building named Air Canada Centre
March 12, 1997:	Official ground-breaking
April 28, 1997:	The first concrete is poured at site
January 2, 1998:	Installation of roof begins
February 12, 1998:	Maple Leaf Gardens, Ltd. purchases Toronto Raptors and Air Canada Centre
February 20, 1999:	First NHL game: Toronto 3, Montreal 2 (OT) - Todd Warriner scored first goal, Steve Thomas scored overtime winner
February 21, 1999:	First NBA game: Toronto 102, Vancouver 87
February 22, 1999:	First concert: The Tragically Hip

## AIR CANADA CENTRE SEATING CHART





## MAPLE LEAF SQUARE



## MAPLE LEAF SQUARE

In April 2005, Maple Leaf Sports & Entertainment (MLSE) unveiled plans for Maple Leaf Square, a new sports and entertainment destination adjacent to Air Canada Centre's recently renovated west side. This fall Maple Leaf Square officially opened for business.

Jointly owned by MLSE, Cadillac Fairview and Lanterra Developments, The \$500 million development is set to be the city's premier pre- and post-game sports and entertainment destination and will serve as an anchor in the waterfront and railroad lands development and revitalization. The connection to the downtown core is enhanced by Maple Leaf Square's direct underground link to public transit and the city's PATH system.

Linked to Air Canada Centre by an enclosed glass bridge, Maple Leaf Square is home to Real Sports Bar & Grill, the Leafs official team store - Real Sports Apparel, the Hotel Le Germain, a 48,000 square foot Longo's grocery store and Toronto's newest fine dining destination - e11even. Modern, sophisticated and elegant, e11even embraces Toronto's energy in the heart of the sports and entertainment district. It is also home to Canada's only female Master Sommelier.

The large public area between Maple Leaf Square and Air Canada Centre (the 'square') creates a larger significant stage for fans to enjoy and will help attract major sports and entertainment events to Toronto. Since opening last year, the Square has hosted season kick-off tailgate parties, a Sports Day and Movies in the Square.

**e11even**  
the perfect time



## MAPLE LEAF SQUARE



Located at Maple Leaf Square and adjacent to Air Canada Centre, Real Sports Bar & Grill is the most authentic sports experience you can get outside the rink, court and playing field. It's a place where sports heroes gather and fans can live the dream.

Offering an extensive menu ranging from premium items to traditional sports bar fare and 112 taps featuring over 29 brands of beer, the 25,000 square-foot sports bar is also home to 199 High Definition televisions and two-story 32-foot HD screen.



Maple Leaf Square, is home to Real Sports Apparel, the largest licensed apparel store in Toronto and the official, dedicated team shop of the Toronto Maple Leafs, Toronto Raptors and Toronto FC. The 9,000 square-foot store offers authentic and exclusive collections from all three teams, as well as a wide range of licensed merchandise from the NHL, NBA, MLS, MLB, NFL, UFC and more.

Real Sports Apparel also offers on-site jersey personalization with name and number application and a range of exclusive items from the Real Sports Collectibles line.





## MASTERCARD CENTRE FOR HOCKEY EXCELLENCE



**CENTRE**  
FOR HOCKEY EXCELLENCE



In September 2009, the MasterCard Centre for Hockey Excellence opened in partnership with the Toronto Maple Leafs, Toronto Marlies and Lakeshore Lions Club. It is the first community ice facility to be built in the Toronto-area in the last 25 years and serves as the Maple Leafs and Marlies practice facility and is home to the Toronto Maple Leafs Hockey School.

The state-of-the-art practice and community facility includes four ice pads – three NHL-size and one Olympic-size – a spectator area that can seat up to 1,000 fans, and close to 30,000 square feet of Leafs and Marlies dressing room and training space. The Leafs and Marlies have invested \$5.5 million on their dedicated space, which houses the finest technology, exercise facilities, a medical room to support diagnosis and treatment; and a physiotherapy room that supports rehabilitation and recovery.


The Leafs and Marlies Practice Facility will become synonymous with hockey development and aspires to be a successful NHL global model, an intelligence centre that sets the standard for training and high performance in hockey worldwide. The NHL's Research and Development Camp was held at the MasterCard Centre in August 2010 and 2011.

The MasterCard Centre for Hockey Excellence serves as a great community asset that makes hockey accessible to the public. The Leafs also use the arena to run hockey development clinics and programs including Toronto Maple Leafs Hockey School, taking their outreach efforts to new levels by bringing hockey to Ontario's youth.

Hockey Canada's Ontario Regional Office and the Hockey Hall of Fame's Resource Centre and Archives are also tenants in the facility.

# LEAFS NATION PACK



**SEATING IS VERY LIMITED!**

**PACKAGES STARTING WITH:**

- 4 PLATINUM TICKETS TO A TORONTO MARLIES GAME
- 2 TICKETS TO A TORONTO MAPLE LEAFS GAME

**GET ACCESS TO SELECT TORONTO MAPLE LEAFS AND MARLIES TICKETS**

**CALL 416.597.PUCK TO BOOK YOUR PACKAGE!**

**VISIT MARLIES.CA FOR MORE INFORMATION**

**EVERY GAME IS A TRYOUT**

\*SELECT LEAFS GAMES AVAILABLE. LEAFS TICKETS LOCATED IN THE UPPER BOWL BASED ON AVAILABILITY. PRICING DEPENDS ON TYPE OF LEAFS GAME SELECTED (REGULAR, PREMIUM OR WEEKEND). NO REFUND POLICY IN EFFECT. "TORONTO MARLIES", "MARLIES" AND ASSOCIATED WORD MARKS AND LOGOS ARE TRADEMARKS OF MAPLE LEAF SPORTS & ENTERTAINMENT LTD.



## NATIONAL HOCKEY LEAGUE

**New York**, 1185 Avenue of the Americas, New York, NY 10036  
212-789-2000, Fax: 212-789-2020, Fax: 212-789-2070

**Montréal**, 1800 McGill College Avenue, Suite 2600, Montréal, Québec, H3A 3J6  
514-841-9220, Fax: 514-841-1070

**Toronto**, 50 Bay Street, 11th Floor, Toronto, Ontario, M5J 2X8  
416-359-7900, 416-359-7900, Fax: 416-981-2769



Gary Bettman

**Executive**  
Commissioner.....Gary B. Bettman  
Deputy Commissioner.....William Daly  
Chief Operating Officer.....John Collins  
Senior Executive Vice President of Hockey Operations.....Colin Campbell

**Communications**

Senior Vice President, Public Relations & Media (Toronto).....Gary Meagher  
Senior Vice President, Public Affairs & Executive Director, NHL Foundation.....Bernadette Mansur  
Group Vice President, Media Relations.....Frank Brown  
Vice President, Player Development & Event Communications.....Jamey Horan  
Statistician and Information Officer (Toronto).....Benny Ercolani  
Senior Director, Media Relations.....John Dellapina  
Senior Director, Social Media Marketing & Strategy and Business Communications.....Michael DiLorenzo  
Senior Director, News Services.....Greg Inglis  
Director, Entertainment Publicity.....Nirva Milord  
Director, Public Relations (Toronto).....Julie Young  
Senior Manager, Player Development & Event Communications.....Schuyler Baehman  
Senior Manager, Public Relations (Toronto).....David Keon  
Senior Manager, Corporate Communications.....Kerry McGovern  
Senior Manager, Public Relations (Toronto).....Jennifer Raimondi  
Manager, Social Media & Business Development.....Molly Gort  
Coordinator, Player Development & Event Communications.....Nicole Buckley  
Coordinator, Public Affairs.....Paul LaCaruba  
Coordinator, Business Communications.....Erica Yakobzon  
Assistant, Public Affairs.....Chelsea Isaacson  
Assistant, Player Development & Event Communications.....Kirstin Mende

## 2011-12 NHL DIVISIONAL ALIGNMENT

	EASTERN CONFERENCE	
ATLANTIC	NORTHEAST	SOUTHEAST
New Jersey	Boston	Carolina
New York Islanders	Buffalo	Florida
New York Rangers	Montreal	Tampa Bay
Philadelphia	Ottawa	Washington
Pittsburgh	Toronto	Winnipeg
	WESTERN CONFERENCE	
CENTRAL	NORTHWEST	PACIFIC
Chicago	Calgary	Anaheim
Columbus	Colorado	Dallas
Detroit	Edmonton	Los Angeles
Nashville	Minnesota	Phoenix
St. Louis	Vancouver	San Jose

**REGULAR-SEASON SCHEDULE FORMAT**

Each club will play 82 regular season games: six against its four Division rivals (24 total), four against each of the 10 non-division clubs within its conference (40 total) and 18 non-conference games – home-and-home series against three non-Conference clubs and one game against each of the 12 other non-Conference clubs.

**PLAYOFF FORMAT**

First-round playoff berths will be awarded to the first-place team in each division, as well as to the next five-best teams (based on regular-season point totals in each conference). The three division winners in each conference will be seeded first through third (in order of points) and the next five-best teams (in order of points) will be seeded fourth through eighth. In each conference, the team seeded #1 will play the team seeded #8, #2 vs. #7, #3 vs. #6 and #4 vs. #5 in the Conference Quarterfinal round. Home-ice in the Conference Quarterfinals is granted to those teams seeded first through fourth in each conference.  
In the Conference Semifinals and Conference Finals, teams will be reseeded according to the same criteria as the Conference Quarterfinals (division leaders will be seeded first and granted home-ice advantage while the remaining teams will be seeded in order of regular-season points).  
Home-ice advantage in the Stanley Cup series will be determined by points. All series remain best-of-seven.

## ORDER OF SELECTION FOR 2012 ENTRY DRAFT

The NHL's annual Draft Drawing is a weighted lottery system to determine the order of selection for the first 14 picks of the 2012 Entry Draft.

The 14 teams that did not qualify for the Stanley Cup Playoffs, or clubs that acquired those clubs' 2012 first-round draft picks, participate in the Drawing.

The Club selected in the drawing may not move up more than four positions in the draft order, thus only the five Clubs with the fewest regular-season points have the opportunity to receive the first overall selection.

No Club can move down more than one position as a result of the Draft Drawing.

In the first round of the 2012 Entry Draft, the order of selection is as follows:

- The first 14 selections, as determined by the Draft Drawing (see above);
- Clubs eliminated in the first two rounds of the 2012 Stanley Cup Playoffs, regular-season division winners excluded, in inverse order of points;
- Regular-season division winning clubs eliminated in the first two rounds of the 2012 Stanley Cup Playoffs, in inverse order of points;
- Clubs eliminated in the 2012 Conference Finals, in inverse order of points;
- Stanley Cup finalist
- Stanley Cup champion

In the second and subsequent rounds the order of selection is as follows:

- Non-playoff clubs in inverse order of points;
- Clubs eliminated in the first two rounds of the 2012 Stanley Cup Playoffs, regular-season division winners excluded, in inverse order of points;
- Regular-season division winning clubs eliminated in the first two rounds of the 2012 Stanley Cup Playoffs, in inverse order of points;
- Clubs eliminated in the 2012 Conference Finals, in inverse order of points;
- Stanley Cup finalist
- Stanley Cup champion

**Eligibility for Claim**

- All Players age 18 or older are eligible for claim in the Entry Draft, except:
  - a Player on the Reserve List of a Club, other than as a try-out;
  - a Player who has been claimed in two prior Entry Drafts;
  - a Player who previously played in the League and became a Free Agent pursuant to this Agreement;
  - a Player age 21 or older who: (A) has not been selected in a previous Entry Draft and (B) played hockey for at least one season in North America when he was age 18, 19, or 20 and shall be eligible to enter the League as an Unrestricted Free Agent pursuant to Article 10.1(d); and 18
  - a Player age 22 or older who has not been selected in a previous Entry Draft and shall be eligible to enter the League as an Unrestricted Free Agent pursuant to Article 10.1(d).

**Unsigned Draft Choices**

- A player aged 18 or 19 who was selected in the first three rounds of the Entry Draft and who was not signed by his NHL Club may not be retained by the Club and must be returned to his junior Club no later than the day prior to the opening of the NHL regular season.
- A player aged 18 or 19 who was selected in the fourth or subsequent rounds who has not been signed by his NHL Club may not be retained by his Club and must be returned to his junior Club no later than the fourth day prior to the opening of the NHL regular season.



**Entry Level Players**

1. Players 18 through 21 years of age when signing their first contract must remain in the entry-level system for a period of three years; players age 22 and 23 when signing their first contract are in the entry level system for two years; while those age 24 when signing their first contract are in the entry level system for one year. Age is defined as the player's age on September 15 of the calendar year in which he signs the contract, regardless of his actual age on the date he signs such contract.
2. In the event that a signed 18 or 19-year-old player does not play a minimum of 10 NHL games (regular season and/or playoffs) in his first season under contract, the term of his player contract and his number of years in the entry level system will be extended for a period of one year. The exception to this is a 19-year-old player who turns 20 years of age between September 16 and December 31 in his first contract year.
3. In the event that a player signs his first contract at age 18 and has had his Player Contract extended for one season already, and such player does not play at least 10 NHL games (regular season and/or playoffs) in the second season under that player's Player Contract, then the term of his Player Contract and his number of years in the Entry Level System shall be extended for one additional year.

**23-Man Roster**

There may be a maximum of 23 players on each Club's playing roster at any one time from the commencement of the NHL regular season through the trade deadline. Prior to the start of the season, each Club must submit to the NHL its "Opening Day Playing Roster" which shall be comprised of not more than 23 players. Each Club must have a roster of at least 20 players, composed of 18 skaters and two goaltenders. Players on Injured Reserve do not count in the 23-Man Roster limit.

**Injured Reserve List**

In the event that a player is injured and a Club wishes to place him on the Injured Reserve List, the Club must follow these procedures.

1. A Club may place a player on the injured reserve list if such player is injured, disabled or ill and unable to perform his duties as a hockey player after having passed the Club's initial physical examination in that season.
2. A player who has an injury that renders him physically unable to play for a minimum of seven days after that date of the injury can be placed on the Club's Injured Reserve List. Once a player is placed on the injured reserve, the Club may replace said player on its NHL roster with another player. All determinations that a player has suffered an injury warranting injured reserve status must be made by the Club's medical staff and in accordance with the Club's medical standards.
3. A player placed on Injured Reserve is ineligible to compete in NHL games for a period of not less than seven days from the date of injury.
4. Players on Injured Reserve may attend Club meetings and meals, travel with the Club and participate in practice sessions.
5. Players on Injured Reserve are prohibited from appearing in games, participating in pre-game warm-ups with their Clubs, or dressing in game uniforms on game days.

**Regular Season Waivers**

For purposes of Regular Waivers and Re-Entry Waivers, the five (5) year exemption for an 18 year old skater and the four (4) year exemption for a 19 year old skater shall both be reduced to three (3) years commencing the first season that the 18 or 19 year old skater plays in eleven (11) NHL Games or more. The next two (2) seasons, regardless of whether the skater plays any NHL Games in either season, shall count as the second and third years toward satisfying the exemption. For purposes of Regular Waivers and Re-Entry Waivers, the six (6) year exemption for an 18 year old goalie and the five (5) year exemption for a 19 year old goalie shall both be reduced to four (4) years commencing the first season that the 18 or 19 year old goalie plays in eleven (11) NHL Games or more. The next three (3) seasons, regardless of whether the goalie plays any NHL Games in any of those three (3) seasons, shall count as the next three (3) years toward satisfying the exemption.

The first season in which a Player who is age 20 or older plays in one (1) or more Professional Games shall constitute the first year for calculating the number of years he is exempt from Regular Waivers and Re-Entry Waivers.

A Player 25 years old or older who plays in one (1) or more Professional Games in any season shall be exempt from Regular Waivers and Re-Entry Waivers for the remainder of that season.

**Tie-Breaking Procedures (NHL By-Law 27.3)**

At the conclusion of the regular Schedule of Championship Games the standing of the teams in each Conference shall be determined in accordance with the following priorities in the order listed:

- a) First place in each of the three divisions seeded 1, 2 and 3.
- b) The higher number of points earned by the Club.
- c) The greater number of games won by the Club (*excluding games won in the Shootout*).
- d) The higher number of points earned in games against each other among two or more Clubs having equal standing under priorities (b) and (c).
- e) The greater differential between goals scored for and against by clubs having equal standing under priority (d).



## 2011-12 CRITICAL DATES

(subject to change – as of September 8, 2011)

### September

- 9 Opening Day of Rookie Camp
- 16 Opening Day of Training Camp for "50-Game Players". During the first five (5) days of Training Camp, no Player shall participate in more than three (3) hours of practice per day, including on and/or off-ice practice, and there shall be no more than one (1) practice session per day except, however, the first day of Training Camp may last up to five (5) hours for the purposes of photographs, medical examinations, and/or off-ice testing only. On Exhibition game days the three (3) hour rule shall not apply to Players playing in the Exhibition game.
- 19 Pre-season schedule begins
- 20 NHL Board of Governors Meeting
- 21-24 USHL Fall Classic (Sioux City, IA) "Playing Season Waiver Period" begins per CBA Article 13.2
- 26 Kraft Hockeyville – Winnipeg Jets vs. Ottawa Senators (Mile One Centre, St. John's, NL)

### October

- 1 Hockey Fights Cancer Awareness Month
- 2 18 and 19 year old unsigned draft choices claimed in fourth or subsequent rounds of the NHL Entry Draft and unclaimed unsigned players must be returned to their Junior clubs.
- 4 Last day for a player to be placed on waivers in order to have him clear prior to the submission of Club's "Opening Day Playing Roster".
- 5 Submission of "Opening Day Playing Roster" to Central Registry (3:00 p.m. ET); 18 and 19 year old unsigned draft choices claimed in the first three (3) rounds of the NHL Entry Draft must be returned to their Junior clubs.
- 6 Opening Night – 94th NHL Regular Season begins
- 6 Bruins Raise Stanley Cup Banner – Philadelphia Flyers at Boston Bruins
- 6 NHL Face-Off (Winnipeg)
- 7 2011 Compuware NHL Premiere – Anaheim Ducks at Buffalo Sabres (Helsinki, FIN)
- 7 2011 Compuware NHL Premiere – New York Rangers at Los Angeles Kings (Stockholm, SWE)
- 8 2011 Compuware NHL Premiere – New York Rangers at Anaheim Ducks (Stockholm, SWE)
- 8 2011 Compuware NHL Premiere – Buffalo Sabres at Los Angeles Kings (Berlin, GER)
- 9 Winnipeg Jets host first 2011-12 regular season game at MTS Centre (vs. Montreal Canadiens)
- 26 A Celebration of Lester Patrick (St. Paul, MN)  
Recipients: Mark Johnson, Bob Pulford, Tony Rossi, Jeff Sauer

### November

- 7-17 2011 Subway Super Series (CHL)
- 8-13 U20 Four Nations Cup
- 12 Hockey Hall of Fame Game (Ottawa Senators at Toronto Maple Leafs)
- 13 Hockey Hall of Fame Legends Classic
- 14 Hockey Hall of Fame Induction Ceremony (Toronto, ON)  
Inductees: Ed Belfour, Doug Gilmour, Mark Howe, Joe Nieuwendyk (Player Category)
- 25 First NBC Broadcast: Detroit Red Wings at Boston Bruins
- 26 NHL Founders Day (1917) – 11 games on schedule

### December

- 1 Deadline for signing Group 2 Free Agents (5:00 p.m. ET)
- 5-6 NHL Board of Governors Meeting (CA)
- 12 U.S. Hockey Hall of Fame Induction Ceremony (Chicago, IL)  
Inductees: Chris Chelios, Mike Emrick, Ed Snider, Gary Suter, Keith Tkachuk
- 19-27 Holiday Roster Freeze in effect. For all players on an NHL active roster, injured reserve, or players with non-roster and injured non-roster status as of midnight, local time, December 19, a roster freeze shall apply through midnight local time December 27, with respect to waivers, trades and loans, subject to the exceptions provided for in CBA Article 16.10.
- 24-25 No scheduled practices - dressing rooms closed
- 26 – Jan.5 IIHF World U20 Championship (Edmonton & Calgary, AB)

### January

- 2 2012 Bridgestone NHL Winter Classic – New York Rangers at Philadelphia Flyers (Philadelphia)
- 15 Deadline for recalling a Player assigned to a team in Belarus, Denmark, Finland, Germany, Norway, Slovakia, Sweden and the United Kingdom under Section 4 of the Player Transfer Agreements.
- 26-30 NHL All-Star Break (no games played)
- 26-29 No scheduled practices - dressing rooms closed
- 28 NHL Honda SuperSkills (Scotiabank Place, Ottawa, ON)
- 29 59th NHL All-Star Game (Scotiabank Place, Ottawa, ON)

## 2011-12 CRITICAL DATES

- 29 AHL All-Star Skills Competition (Atlantic City, NJ)
- 30 AHL All-Star Classic (Atlantic City, NJ)
- 31 NHL Regular Season Schedule Resumes
- 31- Feb 1 Home Hardware CHL/NHL Top Prospects Game (Kelowna, BC)

### February

- 1 Hockey is for Everyone Month
- 11 CBC's Hockey Day in Canada (Host: PEI)  
Edmonton Oilers at Ottawa Senators; Montreal Canadiens at Toronto Maple Leafs;  
Vancouver Canucks at Calgary Flames
- 17-19 Hockey Weekend Across America (USA Hockey)
- 19 Hockey Day in America (NBC)
- 27 Trade deadline (3:00 p.m. ET); Clubs may increase their roster beyond the 23-man roster limit as of 12:01 a.m. for the remainder of the season. Each Club is allowed four (4) recalls after this date. Only those players recalled after this date may be returned to the minors.

### March

- 12-14 NHL General Managers Meeting (Boca Raton, FL)
- 23-25 NCAA Regionals

### April

- 5-7 NCAA Frozen Four (St. Pete Times Forum, Tampa, FL)
- 7 Busiest Day in NHL season – 15 games
- 7 Last day of 2011-12 regular season
- 11 Stanley Cup Playoffs begin
- 12-22 IIHF U18 World Championship (Czech Republic)

### May

- 4-20 IIHF World Championship (Helsinki, FIN, Stockholm, SWE)
- 5-13 2012 RBC Cup (Elgar Petersen Arena, Humboldt, SK)
- 18-27 2011 CHL Memorial Cup (Centre Bionest, Shawinigan, QC)
- 28-June 2 2012 NHL Combine

### June

- 1 Deadline for making Bona Fide Offers to prior year's NHL Entry Draft picks (5:00 p.m. ET); Deadline for signing Unsigned Draft Choices (5:00 p.m. ET).
- 15 Last possible day for 2012 Stanley Cup Final
- TBA Deadline for first club-elected salary arbitration (later of June 15 or 48 hours after the conclusion of the Stanley Cup Final, 5:00 p.m. ET)
- 20 2012 NHL Awards
- 22-23 NHL Entry Draft
- TBA First Buy-Out Period begins; Deadline for first Club-Elected Salary Arbitration notification (later of June 15 or 48 hours after the conclusion of the Stanley Cup Final, 5:00 p.m. ET);

### July

- 1 Restricted Free Agent/Unrestricted Free Agent Signing Period Begins; Unsigned Draft Choice Signing Period Begins.
- 5 Deadline for Player-Elected Salary Arbitration Notification (5:00 p.m. ET); Commencement of time period for Second Club-Elected Salary Arbitration Notification (5:01 p.m. ET)
- 6 Deadline for Second Club-Elected Salary Arbitration Notification (5:00 p.m. ET)
- 20 – Aug.4 Salary arbitration hearings held

### August

- 6 Last Day for Issuance of Salary Arbitration Awards.
- 25 An age 18 or 19 player who was eligible for all rounds of the current year's (2012) NHL Entry Draft but was not claimed may be signed to a SPC or invited to training camp on an NHL "Try-Out" form (5:00 p.m. ET).

**Assist:** An assist is awarded to the player or players (maximum of two) who touched the puck prior to the goal, provided no defender plays or possesses the puck in between.

**Game Played:** A player receives credit for playing in a game if: i) he steps on the ice during time played or; ii) serves any penalty.

**Game-Winning Goal:** After the final score has been determined, the goal which leaves the winning Club one goal ahead of its opponent is the game-winning goal (example: if Team A beats Team B 8-3, the player scoring the fourth goal for Team A receives credit for the game-winning goal).

**Goal:** A goal is awarded to the last player on the scoring Club to touch the puck prior to the puck entering the net.

**Goals-Against Average:** Multiply goals allowed (GA) by 60 and divide by minutes played (MINS).

**Goaltender:** A goaltender receives a "W" for a win in regulation, overtime or shootout; an "L" for a loss in regulation; or an "OT" for a loss in overtime or shootout.

**Penalty-Killing Pct.:** Subtract total number of power-play goals allowed from total number of shorthanded situations to get total number of power-plays killed. Divide the total number of power-plays killed by the total number of shorthanded situations.

**Plus-Minus:** A player receives a "plus" if he is on the ice when his Club scores an even-strength or shorthand goal. He receives a "minus" if he is on the ice for an even-strength or shorthand goal scored by the opposing Club. The difference in these numbers is considered the player's plus-minus statistic.

**Power-Play Goal:** A goal scored by a Club while it has a manpower advantage due to an opponent's penalty. Following are some examples of what is and is not considered a power-play goal:

- if a Club has an advantage on a minor penalty starting at 2:02 of the period and it scores at 4:02, the goal is not a power-play goal.
- if a Club scores on a delayed penalty, the goal is not a power-play goal.
- if a Club has an advantage due to a five-minute major or match penalty, that Club is always credited with having one more advantage than the number of power-play goals it scores during that advantage, because the penalty does not expire. A new advantage begins after each power-play goal. For example, if Team A scores three goals during a major penalty, it is credited with four advantages.
- if a Club is on a power-play for any length of time, it is considered to have had an advantage.
- if a minor penalty is incurred by a Club on a power-play due to a major penalty, a new advantage is given to that Club when its minor penalty expires, provided the opponent's major penalty is still in effect.

**Power-Play Percentage:** Total number of power-play goals divided by total number of power-play opportunities.

**Save Percentage:** Subtract goals allowed (GA) from shots against (SA) to determine saves. Then divide saves by shots-against.

**Shooting Percentage:** Divide the number of goals scored by the number of shots taken.

**Shorthand Goal:** A goal scored by a Club while it is at a manpower disadvantage. The same cases apply for shorthand as for power-play goals, but in the opposite manner.

**Shot on Goal:** If a player shoots the puck with the intention of scoring and if that shot would have gone in the net had the goaltender not stopped it, the shot is recorded as a "shot on goal".

**Shutout:** If two goaltenders combine for a shutout, neither receives credit for the shutout. Instead it is recorded as a Club shutout.

**Tenths of a Second:** If a penalty or goal occurs in the last minute, the time is rounded off to the previous second (ex: if a penalty is called with 12.4 seconds left in a period, the time is indicated as 19:47 and not 19:48.)

**Coaches Record:** A coach receives a "W" for a win in regulation, overtime or shootout; an "L" for a loss in regulation; or an "OT" for a loss in overtime or shootout.

**\*\*Note:** No individual skater/goaltender statistics apply for the shootout.

**Abduction:** Movement of a joint away from the center of the body.

**AC joint (Acromioclavicular joint):** Joint of the shoulder where acromion process of the shoulder blade and the distal end of the collarbone meet; most shoulder separations occur at this point.

**Adduction:** Movement of a joint toward the center of the body.

**Adhesion:** Abnormal adherence of collagen fibers to surrounding structures during immobilization following trauma or as a complication of surgery which restricts normal elasticity of the structures involved; or scar tissue which forms after trauma or surgery which can restrict normal motion.

**Aerobic:** Exercise in which oxygen needed is supplied by oxygen inspired and is required for sustained periods of vigorous exercise with a continually high pulse rate.

**Anabolic Steroids:** Steroids that promote tissue growth by creating protein in an attempt to enhance muscle growth. The main anabolic steroid is testosterone (male sex hormone).

**Anaerobic:** Exercise without the use of oxygen as an energy source; short bursts of vigorous exercise.

**Anterior Cruciate Ligament (ACL):** A primary stabilizing ligament within the center of the knee joint that prevents hyperextension and excessive rotation of the joint. A complete tear of the ACL necessitating reconstruction could require up to 12 months of rehabilitation.

**Anti Inflammatory:** Any agent which prevents inflammation, such as aspirin or ibuprofen.

**Arteriogram:** A film demonstrating arteries after injection of a dye.

**Arthrogram:** X ray technique for joints using air and/or dye injected into the affected area; useful in diagnosing meniscus tears of the knee and rotator cuff tears of the shoulder.

**Arthroscope:** An instrument used to visualize the interior of a joint cavity.

**Arthroscopy:** A surgical examination of the internal structures of a joint by means of observation through an arthroscope. An arthroscopic procedure can be used to remove or repair damaged tissue or as a diagnostic procedure in order to inspect the extent of any damage or confirm a diagnosis.

**Atrophy:** To shrivel or shrink from disuse; as in muscular atrophy.

**Baker's Cyst:** Localized swelling of a bursa sac in the back of the knee as a result of fluid that has escaped from the knee capsule. A Baker's cyst indicates that there is a trauma inside the knee joint that leads to excessive fluid production.

**Bone Scan:** An imaging procedure in which a radioactive labeled substance is injected into the body to determine the status of a bone injury. If the radioactive substance is taken up by the bone at the injury site, the injury will show as a 'hot spot' on the scan image. The bone scan is particularly useful in the diagnosis of stress fractures.

**Bursa:** A fluid filled sac located in areas where friction is likely to occur. The bursa sac minimizes the friction, for example, between a tendon and bone.

**Cartilage:** Smooth, slippery substance preventing two ends of bones from rubbing together and grating. Most joints use this to cover bones next to each other. A meniscus is made of cartilage.

**CAT Scan (Computerized Tomography):** Use of a computer to produce a cross-sectional view of the anatomical part being investigated from x ray data.

**Chondromalacia:** Roughening of the articular cartilage. Best known for the roughening of the underside of the kneecap, which can occur in any kneecap injury.

**Clavicle:** Collarbone; the bone connecting the breastbone with the shoulder blade.

**Closed Reduction:** Re-alignment of a fracture or dislocation without surgery.

**Coccyx:** The 'tailbone,' a group of four vertebrae that are fused together to form a small triangular bone, located at the terminal end of the spine.

**Concussion:** Jarring injury of the brain resulting in dysfunction. It can be graded as mild, moderate or severe, depending on loss of consciousness, amnesia and loss of equilibrium.

**Contusion:** An injury to a muscle and tissues caused by a blow from a blunt object.

**Corticosteroids:** Used to suppress joint inflammation and inflammation in a bursa or near tendons.

**Cryotherapy:** A treatment with the use of cold.

**Cyst:** Abnormal sac containing liquid or semi solid matter.

**Degenerative Joint Disease:** Changes in the joint surfaces as a result of repetitive trauma and 'wear and tear'.

**Deltoid Ligament:** Ligament that connects the tibia to bones of the medial aspect of the foot and is primarily responsible for stability of the ankle on the medial side. Is sprained less frequently than other ankle ligaments.

**Deltoid Muscle:** Muscles at the top of the arm, just below the shoulder, responsible for shoulder motions in the front, side and back.

**Disc, Intervertebral:** A flat, rounded plate between each vertebrae of the spine. The disc consists of a thick fiber ring which surrounds a soft gel like interior. It functions as a cushion and shock absorber for the spinal column.

**Dislocation:** Complete displacement of joint surfaces.

**Electromyogram (EMG):** Test to determine nerve function.

**Epicondylitis:** Inflammation of tendons at the elbow due to overuse. Common in tennis players (outer part of elbow) and golfers (inner part of elbow).



**Etiology:** Study of the cause of injury and disease.

**Extension:** Action of straightening of a joint as achieved by an extensor muscle.

**Fascia:** A connective tissue sheath consisting of fibrous tissue and fat which unites the skin to the underlying tissue.

**Fat Percentage:** The amount of body weight that is adipose, fat tissue. Fat percentage can be calculated by underwater weighing, measuring select skinfold thickness or by analyzing electrical impedance.

**Femur:** Thighbone; longest bone in the body.

**Fibula:** Smaller of the two bones in the lower leg; runs from the knee to the ankle along the outside of the lower leg.

**Flexibility:** The ability of muscle to relax and yield to stretch forces.

**Fracture:** Breach in continuity of a bone. Types of fractures include simple, compound, comminuted, greenstick, incomplete, impacted, longitudinal, oblique, open, stress or transverse.

**Glenohumeral:** The shoulder girdle; consists of the glenoid capsule, head of the humerus and labrum.

**Glenoid:** Cavity of the scapula into which the head of the humerus fits to form the shoulder girdle.

**Glenoid Labrum:** A rim of fibrocartilaginous tissue attached around the margin of the glenoid fossa.

**Grade One Injury:** A mild injury in which ligament, tendon or other musculoskeletal tissue may have been stretched, but not torn or otherwise disrupted.

**Grade Two Injury:** A moderate injury in which musculoskeletal tissue has been partially, but not totally torn, causing appreciable limitation in function of the injured tissue.

**Grade Three Injury:** A severe injury in which tissue loss has been significant, and in many cases, totally torn or otherwise disrupted, causing a virtual loss of function.

**Groin:** Junction of the thigh and abdomen, location of muscles that rotate, flex and adduct the hip.

**Hammer Toe:** Condition when the first digit of a toe is at a different angle than the remaining digits of the same toe.

**Hamstring:** Category of muscle that runs from the buttocks to the knee along the back of the thigh. It functions to flex the knee and is often times injured as a result of improper conditioning or lack of muscle flexibility.

**Hemarthrosis:** Accumulation of blood within a joint as a result of an acute injury.

**Hematoma:** Mass produced by an accumulation of coagulated blood in a cavity or in soft tissues.

**High Ankle Sprain:** Disruption of thick connective tissue between the tibia and fibula above the ankle joint.

**Hip Pointer:** Contusion to the iliac crest.

**Hydrotherapy:** Treatment using water.

**Hyperextension:** Extreme extension of a limb or body part.

**Ice and Stimulation:** Use of ice to reduce inflammation and muscle stimulation by surface electrodes to maintain muscle strength used in rehabilitation of injury.

**Iliotibial Band:** A thick, wide fascial layer that runs from the iliac crest to the knee joint on the outside of the thigh.

**Inflammation:** The body's natural response to injury in which the injury site might display various degrees of pain, swelling, heat, redness and/or loss of function.

**Isometric Contraction:** Muscular contraction in which tension is developed but no mechanical work is done.

**Labrum (Labrum Glenoidale):** The cartilage of the glenoid cavity in the shoulder. A lip edged or lip like structure.

**Lateral Collateral Ligament (LCL):** Ligament of the knee along the outer aspect that connects the femur to the fibula. It provides lateral stability to the joint.

**Ligament:** Band of fibrous tissue that connects bone to bone or bone to cartilage and supports and strengthens joints.

**Magnetic Resonance Imaging (MRI):** Imaging procedure in which a radio frequency pulse causes certain electrical elements of the injured tissue to react to this pulse and through this process a computer display and permanent film establish a visual image. MRI does not require radiation and is very useful in the diagnosis of soft tissue, disc and meniscus injuries.

**Mandible:** Jaw bone

**Medial Collateral Ligament (MCL):** Ligament of knee along the inner aspect that connects the femur to the tibia.

**Meniscus:** Crescent-shaped cartilage, usually pertaining to the knee joint; also known as cartilage. There are two menisci in the knee - medial and lateral. These work to absorb weight within the knee and provide stability.

**Metacarpals:** Five long bones of the hand, joining the fingers to the wrist.

**Metatarsals:** Five long bones of the foot, running from the ankle to the toes.

**Myositis:** Inflammation of a muscle.

**Open Reduction:** Re-alignment of a fracture or dislocation with surgery.

**Orthotic:** Any device applied to or around the body of physical impairment or disability. Commonly used to control foot mechanics.

**Osteochondritis Dissecans:** A piece of bone and/or cartilage loosened from its attachment after trauma and a cause of a lesion.

**Osteomyelitis:** An inflammatory disease of bone caused usually by infection with streptococcus or staphylococcus bacteria.

**Patella:** The kneecap. The patella functions to protect the distal end of the femur as well as increase the mechanical advantage and force generating capacities of the quadriceps muscle group.

**Plantar Fasciitis:** Inflammation of the plantar (a thick tissue on the bottom of the foot which helps create the arch) fascia; associated with overuse or acute foot injury.

**Posterior Cruciate Ligament (PCL):** A primary stabilizing ligament of the knee that provides significant stability and prevents displacement of the tibia backward within the knee joint. A complete tear of this ligament necessitating reconstruction could require up to 12 months of rehabilitation.

**Quadricep Muscles:** A group of four muscles of the front thigh that run from the hip and form a common tendon at the patella; they are responsible for knee extension.

**Radius:** Bone in the forearm from elbow to the thumb side of the wrist.

**Reconstruction:** Surgical rebuilding of a joint using natural, artificial or transplanted materials.

**Rotator Cuff:** Comprised of four muscles in the shoulder area that can be irritated by overuse. The muscles are the supraspinatus (most commonly injured), infraspinatus, teres minor and subscapularis.

**Sacroiliac:** Junction of the sacrum, the lower back bone, with the pelvis.

**Sacrum:** Group of five fused vertebrae located just below the lumbar vertebrae of the lower back, which form part of the pelvis.

**Scapula:** Shoulder blade.

**Sciatica:** Irritation of the sciatic nerve resulting in pain or tingling running down the inside of the leg.

**Sciatic Nerve:** Major nerve that carries impulses for muscular action and sensations between the low back and thigh and lower leg; it is the longest nerve in the body.

**Shin Splint:** A catch all syndrome describing pain in the shin that is not a fracture or tumor and cannot be defined otherwise.

**Spleen:** Large, solid organ responsible for the normal production and destruction of blood cells located under the left rib cage.

**Spondylosis:** Abnormal vertebral fixation or immobility, or a general term for arthritis of the spine.

**Sprain:** Injury resulting from the stretching or twisting of the joint and causes various degrees of stretching or tearing of a ligament or other soft tissue at the joint.

**Strain:** Injury resulting from a pulling or torsion to the muscle or tendon that causes various degrees of stretching or tearing to the muscle or tendon tissue.

**Stress Fracture:** A hair line type of break in a bone. Caused by overuse.

**Subluxation:** Partial dislocation of a joint. The term usually implies that the joint can return to a normal position without formal reduction.

**Synovial Fluid:** Lubricating fluid for joints and tendons, produced in synovium, or the inner lining of a joint.

**Synovitis:** Inflammation of the synovial lining of a joint.

**Talus:** The ankle bone that articulates with the tibia and fibula to form the ankle joint.

**Tarsals:** Group of seven bones of the foot consisting of the calcaneus, talus, cuboid and three cuneiform bones.

**Tendinitis:** Inflammation of the tendon and/or tendon sheath, caused by chronic overuse or sudden injury.

**Tendon:** Tissue that connects muscle to bone.

**Tenosynovitis:** Swelling or inflammation of a tendon sheath caused by calcium deposits, repeated strain or trauma.

**Tibia:** Shin bone; larger of the two bones of the lower leg and is the weight bearing bone of the shin.

**Transcutaneous Electrical Nerve Stimulator (TENS):** An electrical modality that sends a mild current through pads at the injury site which stimulates the brain to release the natural analgesic endorphin.

**Transverse Process:** Small lateral projection off the right and left side of each vertebrae that functions as an attachment site for muscles and ligaments of the spine.

**Triceps:** Muscle of the back of the upper arm, primarily responsible for extending the elbow.

**Ulna:** Inner bone of the forearm that runs from the tip of the elbow to the little finger side of the wrist.

**Ulnar Nerve:** Nerve in the elbow commonly irritated from excessive throwing.

**Ultrasound:** An electrical modality that transmits a sound wave through an applicator into the skin to the soft tissue in order to heat the local area for relaxing the injured tissue and/or disperse edema...Also a type of imaging study for certain body areas.

**"Wind Knocked Out":** Syndrome describing a contraction of the abdominal nerve trunk, the solar plexus, as a result of an abdominal contusion.





OFFICIAL STATION. LEAFS NATION.



ANNIVERSARY

The source for every imaginable bit of Maple Leafs news, Leafs TV has emerged as the go-to destination for the legions of fans captivated by the Blue and White. Leafs TV provides state of the art pre-and post-game shows for every Leafs game. The network will also broadcast 12 regular season games and five exhibition contests. The Toronto Marlies, the Leafs' American Hockey League affiliate are also the subject of extensive coverage. Leafs TV devotes considerable air time to historical Leaf games and features on former Leafs.



With blanket coverage of the Leafs, MAPLELEAFS.COM sets the standard for fan friendly sports sites. News, features, game stories, analysis and video highlights plus links to social media sites Twitter and Facebook allow Leafs Nation to get the latest team news. They are also able to watch games LIVE online with Leafs TV Interactive making MAPLELEAFS.COM the online destination for Leafs fans the world over.





# BRING YOUR GROUP TO A MARLIES GAME THIS SEASON AT RICOH COLISEUM

## TORONTO MARLIES PRO HOCKEY



**GROUP BENEFITS INCLUDE:**

- FAN TUNNEL**  
HIGH-FIVE THE MARLIES AS THEY COME OUT ON THE ICE
- PRE OR POST-GAME ICE-TIME**  
PLAY HOCKEY ON THE ICE AT RICOH COLISEUM
- INTERMISSION ACTIVITIES**  
YOUR TEAM CAN PARTICIPATE IN OUR INTERMISSION GAMES TO WIN PRIZES
- FUTURE STARTERS**  
STAND ON THE ICE NEXT TO THE MARLIES DURING THE NATIONAL ANTHEM WITH YOUR TEAM

# UP TO 40% OFF\*

## ON GAME DAY PRICING

# 416.597.PUCK MARLIES.CA

**EVERY GAME IS A TRYOUT**

\*BASED ON GROUPS OF 100 OR MORE. "TORONTO MARLIES", "MARLIES" AND ASSOCIATED WORD MARKS AND LOGOS ARE TRADEMARKS OF MAPLE LEAF SPORTS & ENTERTAINMENT LTD.








## ON-AIR BROADCAST TEAM BIOS



**JOE  
BOWEN**

Joe Bowen enters his 30th year as the voice of the Toronto Maple Leafs. The Sudbury, Ontario native has called over 2,500 Maple Leafs' games since the start of the 1982-83 season. Heard exclusively as the radio play-by-play announcer for his first six seasons, he began calling mid-week action on television for the hockey club at the beginning of the 1988-89 season. In 2011-12, Bowen will once again call all Rogers Sportsnet and Leafs TV games, as well as AM 640 Toronto radio broadcasts during TSN and CBC televised broadcasts. The graduate of Windsor University began his radio career by doing play-by-play for the Sudbury Wolves of the Ontario Hockey League for eight years, and had a three-year stint with the former Montreal Canadiens' American Hockey League affiliate, the Nova Scotia Voyageurs.

Dan Dunleavy enters his first season as a radio play-by-play announcer for the Toronto Maple Leafs. This season, Dunleavy will share the Maple Leafs play-by-play duties with Joe Bowen on Talk Radio AM 640, and will host all home pregame shows and Leafs Breakfast. He will also have reporting duties on Leafs TV and blog for mapleleafs.com. Dunleavy spent the last 19 years with Sportsnet Radio/FAN 590. From 2002 to 2011, he served as the play-by-play voice for the IIHF World Junior Hockey Championships and the OHL's Toronto/Mississauga St. Michael's Majors, calling the Memorial Cup in 2010-11. In addition, Dunleavy was the play-by-play announcer for the FAN 590 at the 2008 IIHF World Championships in Halifax and Quebec City and the 2010 Winter Olympics in Vancouver. He also called select Canadian Hockey League and American Hockey League games on Rogers Sportsnet. From 1999 to 2005, Dunleavy was the radio play-by-play voice of the Toronto Rock of the National Lacrosse League, and called a NLL game for FOX TV Sports in New York in 2004. Born in Toronto, raised in Georgetown, Ontario, Dunleavy graduated with honors from RTV Niagara College in 1993.



**DAN  
DUNLEAVY**



**ANDY  
FROST**

Andy Frost is in his 12th season as Public Address Announcer for the Maple Leafs at Air Canada Centre, and 17th campaign as part of the team's broadcast crew. The native of Winnipeg, Manitoba has hosted the pre and post-game show on Leafs radio broadcasts on AM 640 Toronto since the 1994-95 season. Frost performed the same radio duties with the Winnipeg Jets during the 1980s. He has also been with Toronto radio station Q107 FM since 1985 and is the host of Psychedelic Psunday.

Paul Hendrick returns for his 15th season as the Maple Leafs' sideline reporter and in-game host on Rogers Sportsnet and Leafs TV televised broadcasts. He is also co-host of Leafs Today, and Gate 5 Live pre and post-game shows on Leafs TV. Prior to joining Leafs TV, the native of Noranda, Quebec spent time with CHCH TV in Hamilton and CKCV TV and radio in Sault Ste. Marie, Ontario. Hendrick, a graduate from the University of Toronto in Political Science, was also the play-by-play voice of Ontario University football and basketball for 15 years on CHCH TV.



**PAUL  
HENDRICK**

## ON-AIR BROADCAST TEAM BIOS



**BOB  
MCGILL**

Bob McGill enters his seventh season as an analyst and reporter on Leafs TV. The former NHL defenceman offers analysis on Leafs pre and post-game shows and Leafs Today, and is the Toronto Marlies' radio and television colour analyst. McGill played 317 games with the Maple Leafs over seven seasons (1981-82 to 1986-87, 1992-93), registering 29 points (4 goals, 25 assists) and 988 penalty minutes. He holds the franchise record for most penalty minutes in a season by a rookie with 263. McGill also played for the Chicago Blackhawks, San Jose Sharks, Detroit Red Wings, New York Islanders and Hartford Whalers during his 13-year NHL career. The native of Leduc, Alberta served as an assistant coach with the Hershey Bears of the American Hockey League, and a head coach with the Baton Rouge Kingfish of the ECHL and Oshawa Generals of the Ontario Hockey League.

Greg Millen returns for his eighth season as a colour analyst for the Maple Leafs on Rogers Sportsnet and Leafs TV televised broadcasts. The former NHL goaltender has also worked as a colour analyst on CBC's Hockey Night in Canada for the last 16 years and has 19 years of broadcasting experience. A native of Toronto, Ontario, Millen was a hockey analyst for the Ottawa Senators for 12 seasons, a lead studio analyst for Rogers Sportsnet, and worked as an on-ice reporter for ESPN international. He has also had the opportunity to cover three Winter Olympics, two World Cups and three Outdoor Classics, as well as several NHL All-Star Games and Stanley Cup Finals. Millen, a co-founder of the Peterborough Professional Hockey Alumni Association, played 604 games in his 14-year NHL career with the Pittsburgh Penguins, Hartford Whalers, St. Louis Blues, Quebec Nordiques, Chicago Blackhawks and Detroit Red Wings. He registered a 3.87 goals against average with 17 shutouts and a 215-284-89 record.



**GREG  
MILLEN**



**ANDI  
PETRILLO**

Andi Petrillo is in her sixth season with Leafs TV as the host of Gate 5 Live pre and post-game shows and Leafs Today. Andi is also the sideline reporter for Toronto FC on both Gol TV Canada and Rogers Sportsnet, and a co-host on NBA TV Canada. Born in North York, Ontario, Andi graduated from York University with a double-major in Mass Communications and English, and was part of the joint program with Seneca College where she obtained her diploma in Broadcast Journalism. Andi began her career as the sports host and producer with Rogers Television in York Region and was the main host of the OHA Jr. 'A' weekly game broadcasts for the Newmarket Hurricanes for two years. She also served as a sideline reporter on ESPN for the 2008 National Lacrosse League championship game.

Jim Ralph enters his 13th season providing colour commentary and pre-game show analysis for all Maple Leafs' radio broadcasts on AM 640 Toronto. Ralph has also spent time on the Global Television Network as a reporter on Sportsline and co-host of Molson Leaf Hockey. He began his broadcasting career with TSN as a co-host of Rinkside, a weekly half-hour hockey show. The native of Sault Ste. Marie, Ontario played seven seasons of professional hockey as a goaltender with the Colorado Flames (CHL), Springfield Indians (AHL), Baltimore Skipjacks (AHL), Milwaukee Admirals (IHL), Nova Scotia Oilers (AHL) and Newmarket Saints (AHL). He also suited up for four seasons with the Ottawa 67's (OHA/OHL), and was named a first team all-star in 1981 and second team all-star in 1982. Ralph was drafted by the Chicago Blackhawks in the eighth round, 162nd overall, in the 1980 NHL Entry Draft.



**JIM  
RALPH**





MAPLE LEAF SPORTS + ENTERTAINMENT

# TEAM UP FOUNDATION

**CHANGING LIVES THROUGH THE SPIRIT AND THE POWER OF SPORTS**

The MLSE Team Up Foundation strives to improve the lives of youth by building facilities, giving to sustainable programs and empowering youth through sports and recreation.



BEFORE



RINK REFURBISHMENT

AFTER

[mlseteamupfoundation.org](http://mlseteamupfoundation.org)



# 2010-11 AHL STANDINGS

## EASTERN CONFERENCE

ATLANTIC	GP	W	L	OT	SO	PTS	GF	GA	PIM
Portland	80	47	24	7	2	103	280	238	1294
Manchester	80	44	26	4	6	98	255	209	1423
Connecticut	80	40	32	2	6	88	221	223	1749
Worcester	80	36	31	4	9	85	210	245	1226
Providence	80	38	36	3	3	82	209	252	1437
Springfield	80	35	40	2	3	75	233	253	1307
Bridgeport	80	30	39	4	7	71	218	266	1407

EAST	GP	W	L	OT	SO	PTS	GF	GA	PIM
W-B/Scranton	80	58	21	0	1	117	261	183	1433
Hershey	80	46	26	3	5	100	255	214	1581
Charlotte	80	44	27	2	7	97	265	243	1318
Norfolk	80	39	26	9	6	93	265	230	1600
Binghamton	80	42	30	3	5	92	255	221	1225
Syracuse	80	35	38	3	4	77	217	249	1482
Adirondack	80	32	42	1	5	72	197	248	1563
Albany	80	32	42	1	5	70	217	283	1927

## WESTERN CONFERENCE

NORTH	GP	W	L	OT	SO	PTS	GF	GA	PIM
Hamilton	80	44	27	2	7	97	226	193	1200
Lake Erie	80	44	28	3	5	96	223	206	1202
Manitoba	80	43	30	1	6	93	220	210	1102
Abbotsford	80	38	32	4	6	86	186	212	1294
Toronto	80	37	32	1	10	85	228	219	1409
Grand Rapids	80	36	34	2	8	82	227	254	1468
Rochester	80	31	39	5	5	72	218	266	1360

WEST	GP	W	L	OT	SO	PTS	GF	GA	PIM
Milwaukee	80	44	22	6	8	102	226	194	1037
Houston	80	46	28	1	5	98	240	212	1288
Peoria	80	42	30	3	5	92	223	218	1607
Texas	80	41	29	4	6	92	213	210	1026
Oklahoma City	80	40	29	2	9	91	245	234	1351
Chicago	80	39	30	5	6	89	260	262	1402
San Antonio	80	40	33	4	3	87	228	245	1284
Rockford	80	38	33	4	5	85	216	245	1503



# TORONTO MARLIES

## PRO HOCKEY

# TICKETS STARTING AT \$10\*

ADVANCE

416.597.PUCK

MARLIES.CA

EVERY GAME IS A TRYOUT

#30 SCRIVENS

\*BASED ON ONE TORONTO STAR ZONE TICKET PURCHASED ONLINE IN ADVANCE. PRICES INCREASE \$4 DAY OF GAME. "TORONTO MARLIES", "MARLIES" AND ASSOCIATED WORD MARKS AND LOGOS ARE TRADE-MARKS OF MAPLE LEAF SPORTS & ENTERTAINMENT LTD.



# 2005-06 SEASON REVIEW



Kris Newbury, Colin Murphy, Jeremy Williams

## MARLIES TOP 5 SCORERS:

PLAYER	GP	G	A	PTS
1. Johnny Pohl	60	36	39	75
2. Bates Battaglia	79	20	47	67
3. Kris Newbury	74	22	38	60
4. Brad Leeb	79	34	24	58
5. Aleksander Suglobov	66	33	25	58

GOALIE	GP	W	L	SOL	GAA	SV %
Jean-Sebastian Aubin	46	19	18	2	3.04	0.899
Jean-Francois Racine	36	19	13	2	3.15	0.903

**RECORD:** 41-29-6-4 Finished fourth in North Division

**POWER PLAY:** 101-546 (18.5%) 11th in AHL

**PENALTY KILL:** 441-546 (80.8%) 21st in AHL



Johnny Pohl

In 2005-06, 27 teams played 80 games each in the schedule. The Grand Rapids Griffins finished the regular season with the top overall record, accumulating 115 points. That same year, Kirby Law of the Houston Aeros led the regular season in scoring with 110 points (43 goals, 67 assists). The Hershey Bears came away winning the 2006 Calder Cup Championship, knocking off the Milwaukee Admirals in six games. To celebrate the AHL's 70th anniversary, the league announced the first inductees into the new AHL Hall of Fame. The first inductees included, Johnnie Bower, Eddie Shore and Jack Butterfield.

The 2005-06 American Hockey League campaigned marked the Marlies return to the city of Toronto. As the top affiliate of the Toronto Maple Leafs, the Marlies finished fourth in the North Division with a regular-season record of 41-29-6-4 under the guidance of head coach Paul Maurice. The Marlies qualified for the Calder Cup Playoffs but were defeated four games to one by Grand Rapids in division semi-final play. Over the course of the team's inaugural season, 11 players saw time with both the Marlies and parent Maple Leafs, including six players who made their NHL debuts upon call-up. Colin Murphy scored the team's first goal in an 8-5 defeat at Rochester on October 7, 2005.

Johnny Pohl's 36 goals during the 2005-06 campaign still holds up to be a Marlies single season high. Marc Moro was named the club's first captain after moving from St. John's, Newfoundland.



Ian White

# 2006-07 SEASON REVIEW



Erik Westrum

## MARLIES TOP 5 SCORERS:

PLAYER	GP	G	A	PTS
1. Erik Westrum	70	23	35	58
2. Colin Murphy	73	20	36	56
3. Brett Engelhardt	79	25	23	48
4. John Mitchell	73	16	20	36
5. Kris Newbury	37	12	24	36

GOALIE	GP	W	L	SOL	GAA	SV %
Justin Pogge	48	19	25	2	3.03	0.896
Jean-Francois Racine	30	11	14	3	3.33	0.889

**RECORD:** 34-39-2-5 Finished sixth in North Division

**POWER PLAY:** 75-469 (16.0%) 19th in AHL

**PENALTY KILL:** 399-491 (81.3%) 21st in AHL

A former member of the Ontario Hockey League's Marlboros, new head coach Greg Gilbert led the Marlies to a 34-39-2-5 record in 2006-07. For the first time in team history, two members of the club were selected to represent the Marlies at the American Hockey League's annual All-Star Classic. Erik Westrum recorded a goal and an assist in Team PlanetUSA's 7-6 win at Ricoh Coliseum on January 29 while Canadian forward Kris Newbury was recalled to the parent Maple Leafs earlier in the day. The Marlies welcomed in excess of 10,000 fans to Ricoh Coliseum over the course of the league's two-day All-Star weekend at the end of January. Rookie goaltender Justin Pogge matched the Marlies' team-high of 19 wins by a goaltender with a 5-1 win over Grand Rapids in the team's final game of the regular season on April 15, 2007. The club missed the postseason in their second season, finishing sixth in the division and 10 points out of a playoff spot.



Colin Murphy

Eleven different players saw time in both Marlies and Maple Leafs uniforms over the course of the 2006-07 season, including forward Kris Newbury who made his NHL debut on December 23, 2006 versus Washington. Rookie defenceman Jaime Sifers became the first Marlies' player to appear in all 80 regular season games.

During the regular season, the Hershey Bears took home the top record in the American Hockey League with 114 points. Darren Haydar was the league's MVP, registering 122 points (41 goals, 81 assists) with the Chicago Wolves. The Hamilton Bulldogs won their first Calder Cup, defeating the defending champions, the Hershey Bears in five games. Bulldogs' netminder, Carey Price was named the playoffs MVP.



Marc Moro

2007-08 SEASON REVIEW



John Mitchell

MARLIES TOP 5 SCORERS:

PLAYER	GP	G	A	PTS
1. David Ling	71	17	42	59
2. John Mitchell	79	20	31	51
3. Robbie Earl	66	14	33	47
4. Alex Foster	67	18	28	46
5. Derrick Walser	77	16	29	45

GOALIE	GP	W	L	SOL	GAA	SV %
Justin Pogge	41	26	10	4	2.34	0.908
Scott Clemmensen	40	23	14	2	2.44	0.910

**RECORD:** 50-21-3-6 Finished first in North Division  
**POWER PLAY:** 55-366 (15.0%) 11th in AHL  
**PENALTY KILL:** 362-414 (87.4%) 1st in AHL



Jay Harrison, Kris Newbury

The Marlies third season in Toronto started with a 13-game unbeaten streak and finished with their first North Division title, posting a regular season record of 50-21-3-6. The Marlies also went on to set a franchise record in wins (50) and their 109 points set a Maple Leafs affiliate record. Their 0.681 point-percentage was fourth best in the American Hockey League. Veteran forward David Ling led the Marlies in scoring with 59 points. John Mitchell was Toronto's lone player to crack the 20-goal plateau in 2007-08 and finished second on the team in points with 51. The Marlies scored a season-high eight goals against the West Division title winning Chicago Wolves on April 9, 2008 in an 8-3 victory at Ricoh Coliseum. The Marlies finished tied for second in the AHL with 27 home victories. Toronto's penalty killing unit ranked first in the AHL with an 87.4 percent success rate.

13 different players saw time in both Marlies and Maple Leafs uniforms over the course of the 2007-08 season. Some notable players include, Bates Battaglia, Jiri Tlustý, Jeremy Williams, Ben Ondrus, Staffan Kronwall, Scott Clemmensen, Darryl Boyce and Alex Foster.

The Providence Bruins finished the regular season with the top record, registering 55 wins but lost in the second round of the playoffs to the Portland Pirates. The Wolves' Jason Krog was the league's leading scorer, posting 112 points (39 goals, 73 assists). Chicago defeated the W-B/Scranton Penguins in six games to capture the Calder Cup Championship.



John Mitchell

2008-09 SEASON REVIEW



Justin Pogge

MARLIES TOP 5 SCORERS:

PLAYER	GP	G	A	PTS
1. Tim Stapleton	79	28	51	79
2. Jiri Tlustý	66	25	41	66
3. Bates Battaglia	59	17	34	51
4. Jeremy Williams	46	27	13	40
5. Alex Foster	80	12	23	35

GOALIE	GP	W	L	SOL	GAA	SV %
Justin Pogge	53	26	21	5	2.70	0.895
Adam Munro	26	12	11	2	2.42	0.913

**RECORD:** 39-29-5-7 Finished fourth in North Division  
**POWER PLAY:** 76-372 (20.4%) 2nd in AHL  
**PENALTY KILL:** 332-404 (82.2%) 18th in AHL

The Marlies 2008-09 campaign went down to the wire as the club clinched their Calder Cup playoff berth in their second last game of the regular season. Toronto lost their opening round series to the Manitoba Moose, who were the league's best team during the regular season. Toronto finished with a 39-29-5-7 record for 90 points, ranking the team fourth in the North Division. Forward Tim Stapleton set the Marlies single season record with 79 points. Jiri Tlustý was named the CCM/AHL Player of the Month for February, recording 23 points and a plus-11 rating during the month. Jaime Sifers represented the Marlies at the AHL All-Star Classic with team PlanetUSA. The Marlies dressed 13 players that also saw action with the Maple Leafs last season.



Joe Ryan, Jiri Tlustý, Tim Stapleton

Toronto finished the season with the league's second most potent power play with a 20.4 percent success rate. The club set a franchise record for most goals in a game in their 10-5 victory over the Grand Rapids Griffins on February 8. On the same night, the Marlies set a team record with five power play goals.

In the playoffs, the Marlies lost in Game 6 to the AHL's best team in the regular season, the Manitoba Moose. After going ahead two games to one in the series, Manitoba out-scored Toronto 14-5 in the final three games to clinch the first round. Bates Battaglia and Alex Foster shared the team lead in scoring with five points each.



Alex Foster



# 2009-10 SEASON REVIEW



Marlies celebrate goal

## MARLIES TOP 5 SCORERS:

PLAYER	GP	G	A	PTS
1. Andre Deveaux	72	16	25	41
2. Viktor Stalberg	39	12	21	33
3. Greg Scott	71	10	22	32
4. Christian Hanson	38	12	19	31
5. Kyle Calder	40	14	16	30

GOALIE	GP	W	L	SOL	GAA	SV %
Joey MacDonald	36	14	19	3	3.18	0.893
James Reimer	26	14	8	2	2.25	0.925

**RECORD:** 33-35-6-6 Finished fifth in North Division

**POWER PLAY:** 50-382 (13.1%) 28th in AHL

**PENALTY KILL:** 325-398 (81.7%) t-18th in AHL



Ben Ondrus on Salute The Troops Night

make his head coaching debut, replacing Greg Gilbert behind the bench. Eakins was named the Marlies third head coach in their teams' history on August 4. Rookie forward Christian Hanson represented the team at the 2010 AHL All-Star Classic in Portland. Andre Deveaux paced the Marlies in goals (16), assists (25), points (41) and penalty minutes (216). Alex Foster was named the AHL/Reebok Player of the Week for week ending November 22, recording five goals and one assist in three games.

On March 21 the Marlies hosted the Abbotsford Heat in a game that was viewed nationally on CBC's Hockey Night In Canada. Trailing the Heat late in the third period Ryan Hamilton tied the game at 1-1 with 48 seconds remaining. In overtime, Hamilton ended the game with a shorthanded goal, giving the Marlies the 2-1 victory.

Nine players saw action with both the Maple Leafs and Marlies throughout the course of the season. Notable players include, Tyler Bozak, Jay Rosehill, Carl Gunnarsson, Christian Hanson and Viktor Stalberg. Bozak appeared in 32 games with the Marlies, tallying four goals and 16 assists.



Ryan Hamilton's OT winner

# 2010-11 SEASON REVIEW



Mike Zigomanis takes face-off

## MARLIES TOP 5 SCORERS:

PLAYER	GP	G	A	PTS
1. Mike Zigomanis	64	14	33	47
2. Joe Colborne	75	20	22	42
3. Nazem Kadri	44	17	24	41
4. Fabian Brunnstrom	72	15	20	35
5. Christian Hanson	58	13	21	34

GOALIE	GP	W	L	SOL	GAA	SV %
Ben Scrivens	33	13	12	5	2.33	0.924
Jussi Rynnäs	30	10	15	3	2.71	0.911

**RECORD:** 37-32-1-10 Finished fifth in North Division

**POWER PLAY:** 54-361 (15.0%) 25th in AHL

**PENALTY KILL:** 290-337 (86.1%) 1st in AHL

The Marlies season came right down to their finals games in 2010-11, but failed to make the postseason for their second straight year. Toronto finished in fifth place in the North Division standings with a record of 37-32-1-10 for 85 points. Under the tutelage of second-year head coach Dallas Eakins, the Marlies penalty killing unit ranked first overall in the American Hockey League with an 86.1% success rate. Eakins also helped guide the club to one of their stronger records away from Ricoh Coliseum, posting a 20-15-0-5 record on the road. Their 20 road victories ranked tied for second in their division. Veteran forward Mike Zigomanis paced the young Marlies team with 47 points.



Marlies celebrate goal

Throughout the season the Marlies line-up was highlighted by top young prospects that the Maple Leafs acquired through trades. On February 18 the Marlies added Joe Colborne to the roster and he immediately made his impact felt. Colborne, a first round pick in the 2008 NHL Draft, scored a goal in his Marlies debut on February 19. The young forward finished the season with a team-high 20 goals and ranked second with 42 points. Jake Gardiner finished the season with the Marlies after closing out his college career at Wisconsin. Gardiner was traded to the Maple Leafs by the Anaheim Ducks earlier in the season.



James Reimer makes save vs. Rochester

During the season, Marlies captain Alex Foster moved into the all-time lead for most games played and finished his tenure with the club with 312 appearances in the blue and white. Foster ranks first on the Marlies all-time list in shorthanded goals (seven), second in points (150) and goals (58), and third in assists (92). The Canton, MI native was named the franchise's third captain in team history at the beginning of the 2010-11 regular season.

15 players saw action with both the Maple Leafs and Marlies throughout the course of the season. Notable players include, James Reimer, Jonas Gustavsson, Keith Aulie, Nazem Kadri and Jay Rosehill. Five players made their NHL debuts during the season, Joe Colborne, James Reimer, Keith Aulie, Marcel Mueller and Korbinian Holzer.

Shortly after the turn of the twentieth century, a group of Toronto sportsmen decided to form a new athletic club in the downtown core. The name they chose was "The Toronto Marlborough Athletic Club." The club was named after the Duke of Marlborough who's family name was Churchill. The Duke was an uncle to Sir Winston Churchill, a former Prime Minister of Great Britain.

In 1904, the club formed its' first hockey team, the Marlborough Seniors. In their first season they faced the Ottawa Silver Seven for the Stanley Cup back in the day when the championship was still a challenge cup. The Marlboroughs fell short of winning that year but it laid the groundwork for the storied franchise in years to come.

The logo was taken from the Marlborough family using their crown and adding the initial A.C. for Athletic Club. In the late 1950's the logo was modified to include the present day Maple Leaf.

In 1927, Conn Smythe bought the NHL Toronto St. Pats and changed their name to the Toronto Maple Leafs. Smythe realized that his NHL team required a strong farm system and made the Marlboroughs part of the Maple Leafs organization.

Both the Maple Leafs and Marlboroughs practiced out of the Ravina Gardens in Toronto's west end and both teams played their games at the Mutual Street Arena until Maple Leaf Gardens was built in 1931.

In 1929, the Marlborough Juniors won their first Memorial Cup. Less than a decade later on May 28, 1937 the original Hot Stove Club was formed at Maple Leaf Gardens for the purpose of raising funds to support the Marlborough Hockey Club.

In 1949-50, the Marlboros captured the Allan Cup. Former Maple Leafs captain George Armstrong was a member of the senior Marlies during that season. He registered 64 goals in 45 games and a further 19 goals in 17 Allan Cup play down games as the Marlboros captured the Canadian senior hockey championship.

In 1954-55, the Marlboros captured their second Memorial Cup and they wouldn't have to wait long for their third as they became just the second team to capture back to back Memorial Cups with their victory in 1955-56.

In 1963-64, the Marlboros won the Memorial Cup again and it proved to be a historic win. To this date it is the only time that the Memorial and Stanley Cups have been presented in the same building as Maple Leaf Gardens played host to both trophy presentations. Many of the players on the 1964 Marlboros team like Ron Ellis, Mike Walton and Pete Stelmowski went on to help the Maple Leafs capture the Stanley Cup in 1967.

Up until the NHL instituted the Entry Draft in 1967 that exists today, the Maple Leafs relied heavily on the Marlboro minor system to produce players from a young age in the hopes that some would ultimately play in the NHL. The affiliation with the Marlboros paid off as many players were part of Maple Leafs Stanley Cup winning teams.

Six players who played for the Marlboros and Maple Leafs have been inducted into the Hockey Hall of Fame. They are George Armstrong, Bob Pulford, Red Horner, Harvey Jackson, Charlie Conacher and Joe Primeau.

Not only were the Maple Leafs successful, but the Toronto Marlboros were as well. They won seven Memorial Cups which is a record that still stands today.

When the Junior A Marlboros were dissolved in 1989, the Maple Leafs discontinued their direct involvement with the Marlboro minor system. However, through the permission of Harold Ballard, the Marlboro minor league teams were allowed to retain the name and logo which they still use today.

Prior to the Toronto Marlies, the Toronto Maple Leafs Hockey Club utilized many minor pro affiliations to develop and prepare their prospects for the NHL since the Maple Leafs were formed in February, 1927.

**Toronto Ravinas** (CPHL - Canadian Professional Hockey League) 1927-28

**London Panthers** (CPHL) 1928-29

**Syracuse Stars** (International-American Hockey League) 1931-1940

**Pittsburgh Hornets** (American Hockey League) 1940-1956

**Hollywood Wolves** (Pacific Coast Hockey League) 1946-47

**Tulsa Oilers** (United States Hockey League and then the Central League) 1945-1973

**Winnipeg Warriors** (WHL - professional league) 1955-56

**Rochester Americans** (AHL) 1956-1969

**Victoria Maple Leafs** (WHL) 1964-1967

**Phoenix Roadrunners** (WHL) 1967-1973

**Oklahoma City Blazers** (CHL) 1973-1976

**Dallas Black Hawks** (CHL) 1976-1978

**New Brunswick Hawks** (AHL) 1978-1982

**St. Catharines Saints** (AHL) 1982-1986

**Newmarket Saints** (AHL) 1986-1991

**St. John's Maple Leafs** (AHL) 1991-2005

**Memphis River Kings** (Central Hockey League) 2002-2004

**Toronto Marlies** (AHL) 2005-current

**Pensacola Ice Pilots** (ECHL) 2004-2007

**Columbia Inferno** (ECHL) 2007-08

**Reading Royals** (ECHL) 2008-current





Original construction of the Coliseum building began in 1922 when the Canadian National Exhibition entered into an agreement with the Royal Winter Fair Association. Development of building blueprints and early stages of construction began shortly thereafter with the primary facility purpose being the exhibition of agricultural products and livestock. As construction phases continued, the facility was billed as the largest of its kind in North America.

The Coliseum building was closed to the public from 1942-46 when the Canadian government decided to use the CNE grounds as a military-camp for the duration of World War II. The grounds were divided between the air force, army and navy with all flight crew occupying the Coliseum building.

In 2003, the Coliseum underwent a \$38 million renovation project with major additions being added to the outdoor portion of the facility (now connecting it to the National Trade Centre). Along with a new roof structure, a number of modern amenities were also added to the actual arena and surrounding concourse areas.



Beginning in October of 2005 the Coliseum has become the new home of the Toronto Marlies – American Hockey League affiliate of the Toronto Maple Leafs. The Marlies set a franchise attendance record on February 24, 2008 against the Hamilton Bulldogs with 8,120 fans at the game. In addition to hosting 40 hockey games per year, the building is the site of numerous shows, events and concerts including November's Royal Agricultural Winter Fair.

The capacity of Ricoh Coliseum is 7,851.

For additional information, including directions, parking and site maps, please see the general media information section on pages 32 and 33 of this guide.

### Marlies that became Leafs, 102 Players

Name	Position	Date of First Leaf Game	Games Played	Place of Birth	Notables
Carl Voss	Centre	February 17, 1927	14	Chelsea, Massachusetts	First free agent player to be signed by Conn Smythe as a Leaf, HHOF in 1974 as a Builder
Joe Primeau	Centre	November 22, 1927	310	Lindsay, Ontario	1932 Stanley Cup as player and in 1951 as coach, coached Marlboros to Allan Cup in 1949, HHOF in 1963
Red Horner	Defence	December 22, 1928	490	Lynden, Ontario	Leaf Captain, won 1932 Stanley Cup, NHL leader in penalty minutes eight times, HHOF in 1965
Charlie Conacher	Right Wing	November 14, 1929	326	Toronto, Ontario	Won Memorial Cup with Marlboros in 1929, Leaf Captain, 1932 Stanley Cup, HHOF in 1961
Harvey Jackson	Forward	December 7, 1929	434	Toronto, Ontario	Led the NHL in scoring and won Stanley Cup in 1932, three-time First All-Star Team member, HHOF in 1971
Bob Gracie	Left Wing	March 3, 1931	104	North Bay, Ontario	1932 Stanley Cup victory with the Leafs
Alex Levinsky	Defence	March 3, 1931	150	Syracuse, New York	Won 1932 Stanley Cup with Leafs, played both Junior and Senior Marlboro hockey
Fred Robertson	Defence	February 25, 1932	10	Carlisle, England	Won the 1932 Stanley Cup with the Leafs in his rookie season
Bill Thoms	Centre	March 3, 1933	279	Newmarket, Ontario	Played Junior and Senior Marlboro hockey, played in 1934 NHL All-Star Game
Frank Boll	Left Wing	November 9, 1933	213	Filmore, Saskatchewan	Played with Sr. Marlboros, first Leafs game was a 1933 playoff game
Jack Shill	Defence	March 3, 1934	42	Toronto, Ontario	Five years of Marlboro Junior and Senior hockey, First All-Star Team with AHL Leaf affiliate Syracuse in 1936
Art Jackson	Centre	November 8, 1934	113	Toronto, Ontario	Younger brother of Harvey 'Busher' Jackson, won 1945 Stanley Cup with Leafs
Bob Davidson	Forward	January 1, 1935	491	Toronto, Ontario	Career Leaf, won two Stanley Cups, captained the 1945 championship, scout with Leafs for over 40 years
Reg Hamilton	Defence	October 12, 1935	366	Toronto, Ontario	Three seasons of Jr. Marlboro hockey followed by Leaf Stanley Cups in 1942 and 1945
Norm Mann	Right Wing	October 11, 1938	31	Bradford, Ontario	Won Senior OHA Championship with Marlboros, his first NHL game was a Leafs playoff game
Bob Heron	Centre	December 24, 1938	83	Toronto, Ontario	Helped the Leafs get to the finals in 1939-40
Phil Stein	Goalie	January 18, 1940	1	Toronto, Ontario	Replaced an injured Turk Broda in his only Leaf and NHL game, ended in a 2-2 tie.
Hank Goldup	Left Wing	November 2, 1940	99	Kingston, Ontario	Won 1942 Stanley Cup with Leafs
Bob Goldham	Defence	January 27, 1942	79	Georgetown, Ontario	Two seasons as a Marlboro Jr. before winning a Stanley Cup with 1942 Leafs
Ernie Dickens	Defence	February 7, 1942	25	Winnipeg, Manitoba	1942 Stanley Cup with Leafs in his rookie year
Bob Copp	Defence	October 31, 1942	40	Port Elgin, New Brunswick	Marlboro Sr. before earning games with the Leafs
Gaye Stewart	Left Wing	October 31, 1942	165	Fort William, Ontario	Leafs Stanley Cups in 1942 and 1947, 1943 NHL rookie of the year
Ross Johnstone	Defence	October 30, 1943	42	Montreal, Quebec	First played for Leafs at age 18
Elwin Morris	Defence	October 30, 1943	117	Toronto, Ontario	1945 Stanley Cup with Leafs, known as 'Moe', played five years of Jr. and Sr. Marlboro hockey
Don Webster	Left Wing	November 11, 1943	27	Toronto, Ontario	Played with Leafs over the war years after one season with the Jr. Marlboros
Baz Bastien	Goalie	October 27, 1945	5	Timmins, Ontario	Made Leafs debut on Opening Night 1945 after 3 years in the military
John McCormack	Centre	January 13, 1948	84	Edmonton, Alberta	Scored 166 points as a Sr. Marlboro over three seasons
Ray Timgren	Left Wing	January 18, 1948	237	Windsor, Ontario	Stanley Cups in 1949 and 1951 and a 1955 Calder Cup with Leafs AHL affiliate Pittsburgh
Charles Blair	Right Wing	December 4, 1948	1E	Edinburgh, Scotland	Marlboros Allan Cup winner in 1950, 1952 Calder Cup with Leafs AHL affiliate Pittsburgh
Al Buchanan	Left Wing	January 2, 1949	4	Winnipeg, Manitoba	Marlboros 1950 Allan Cup winner with 21 points in 16 games
Ray Hannigan	Forward	February 26, 1949	3	Schumacher, Ontario	Marlboros 1950 Allan Cup winner, 1952 Calder Cup with Leafs AHL affiliate Pittsburgh
Bob Hassard	Centre	November 19, 1949	109	Lloydminster, Saskatchewan	Marlboros 1950 Allan Cup winner, two Calder Cups with Leafs AHL affiliate Pittsburgh
Bill Johansen	Centre	November 26, 1949	1	Port Arthur, Ontario	Father of Trevor Johansen, the only father-son Marlboro-Leaf combination, also known as Bill Johnson
Hugh Bolton	Defence	December 1, 1949	235	Toronto, Ontario	Marlboros 1950 Allan Cup winner, played both senior and junior Marlboro hockey
George Armstrong	Right Wing	December 3, 1949	1187	Borlands Bay, Ontario	1950 Allan Cup, four Stanley Cups, coached two Marlboro Memorial Cups, coached Leafs, HHOF in 1975
Danny Lewicki	Left Wing	October 14, 1950	123	Fort William, Ontario	Won 1950 Allan Cup with Marlboro Seniors and the 1951 Stanley Cup with Leafs
Frank Sullivan	Defence	November 3, 1950	6	Toronto, Ontario	Won 1950 Allan Cup with Marlboro Seniors and the 1952 Calder Cup with Leafs AHL affiliate Pittsburgh
John McLellan	Centre	December 29, 1951	2	S. Porcupine, Ontario	Won Allan Cup with Marlboro Seniors under Coach Joe Primeau, coached Leafs for four seasons
Earl Balfour	Left Wing	March 5, 1952	80	Toronto, Ontario	Played Marlboro Junior, 300 NHL games and returned to the Marlboros as a Senior
Eric Nesterenko	Right Wing	March 5, 1952	206	Flin Flon, Manitoba	Scored 53 goals for Marlboros in 1951-52, played over 1,300 NHL games
Gord Hannigan	Centre	November 10, 1952	161	Schumacher, Ontario	Won two AHL Calder Cups with the Leafs AHL affiliate Pittsburgh Hornets
Ron Stewart	Right Wing	November 10, 1952	838	Calgary, Alberta	Won three consecutive Stanley Cups with Toronto in his 13 year career with the Leafs
David Reid	Centre	December 10, 1952	7	Toronto, Ontario	Played his first game as a Leaf while still a junior with the Marlboros and a student at U of T
Parker MacDonald	Left Wing	February 28, 1953	63	Sydney, Nova Scotia	Scored 202 points over three Jr. Marlboro seasons, elected to Cape Breton Sports Hall of Fame in 1987

## DEVELOPING LEAFS SINCE 1927

Name	Position	Date of First Leaf Game	Games Played	Place of Birth	Notables
Wally Maxwell	Forward	October 1, 1953	2	Ottawa, Ontario	Scored 110 goals for the Marlboros over four seasons and played with the Leafs while still a junior
Gerry James	Right Wing	February 24, 1955	149	Regina, Saskatchewan	Won a Memorial Cup with the Marlboros in 1955 and was an award-winning CFL player
Billy Harris	Centre	October 6, 1955	610	Toronto, Ontario	Won a Memorial Cup with the Marlboros in 1955 and three consecutive Stanley Cups with the Leafs
Jack Bionda	Defence	October 16, 1955	13	Huntsville, Ontario	A lacrosse superstar while playing 12 seasons of pro hockey
Ron Hurst	Right Wing	November 13, 1955	64	Toronto, Ontario	Played over 100 games with the Jr. Marlboros
Al MacNeil	Defence	January 28, 1956	71	Sydney, Nova Scotia	Back-to-back Memorial Cups with the Marlboros, 1955 and 1956
Gary Aldcorn	Forward	October 11, 1956	86	Shaunavon, Saskatchewan	Won a Memorial Cup with the Marlboros in 1955
Bob Pulford	Left Wing	October 25, 1956	947	Newton Robinson, Ontario	Two consecutive Memorial Cups and four Stanley Cups, HHOF in 1991
Mike Nykoluk	Right Wing	October 31, 1956	32	Toronto, Ontario	Captained Marlboros to 1955 Memorial Cup victory, coached the Leafs for three and a half seasons
Bob Baun	Defence	November 29, 1956	739	Lanigan, Saskatchewan	Two consecutive Memorial Cups with Marlboros and four Stanley Cups including three consecutive wins
Kenny Girard	Right Wing	November 29, 1956	7	Toronto, Ontario	Won back-to-back Memorial Cups with Marlboros in 1955 and 1956
Bob Nevin	Right Wing	December 8, 1957	250	S. Porcupine, Ontario	Led Marlboros with 65 points on way to 1956 Memorial Cup, won Stanley Cups, 1962 and 1963
Carl Brewer	Defence	February 22, 1958	473	Toronto, Ontario	Won 1956 Memorial Cup with Marlboros, won Stanley Cups with the Leafs in 1962, 1963 and 1964
Larry Regan	Right Wing	January 8, 1959	116	North Bay, Ontario	Averaged well over a point a game over two seasons with the Jr. Marlboros
Gary Jarrett	Left Wing	November 26, 1960	1	Toronto, Ontario	Averaged over a point a game over two seasons with the Jr. Marlboros
Jack Martin	Forward	November 27, 1960	1	St. Catharines, Ontario	Averaged a point a game over two seasons with the Jr. Marlboros
Arnie Brown	Defence	October 28, 1961	6	Apsley, Ontario	Finished junior career with Marlboros, began NHL career with Leafs and finished with over 700 NHL games
Brian Conacher	Left Wing	December 31, 1961	133	Toronto, Ontario	Four seasons with Jr. Marlboros, averaging a point a game from 1958 to 1962, won 1967 Stanley Cup
Jim Pappin	Right Wing	November 23, 1963	223	Copper Cliff, Ontario	Scored Stanley Cup winning goal for Leafs in 1967, one of 15 points in 12 playoff games
Pete Stelmowski	Centre	January 18, 1964	221	Winnipeg, Manitoba	Won 1964 Memorial Cup with Marlboros scoring 29 points in 12 games, won 1967 Stanley Cup
Ron Ellis	Right Wing	March 11, 1964	1034	Lindsay, Ontario	Won 1964 Memorial Cup with Marlboros, a Stanley Cup in 1967 and a member of Team Canada in 1972
Brit Selby	Left Wing	February 1, 1965	169	Kingston, Ontario	Won 1964 Memorial Cup with Marlboros and selected NHL rookie of the year in 1965-66
Mike Walton	Centre	November 20, 1965	257	Kirkland Lake, Ontario	Won 1964 Memorial Cup with Marlboros scoring 26 points in 12 games, won 1967 Stanley Cup with Leafs
Wally Boyer	Centre	December 11, 1965	46	Cowan, Manitoba	Won 1956 Memorial Cup with Marlboros, won Calder Cup in 1965 with Leafs AHL affiliate, Rochester
Wayne Carleton	Left Wing	January 2, 1966	91	Sudbury, Ontario	Won 1964 Memorial Cup with Marlboros scoring 25 points in 12 games
Brent Imlach	Forward	January 16, 1966	3	Toronto, Ontario	Two seasons with Marlboro Juniors, son of Punch Imlach
Gary Smith	Goalie	February 19, 1966	10	Ottawa, Ontario	Backstopped Marlboros to 1964 Memorial Cup winning 11 of 12 games
Al Smith	Goalie	February 20, 1966	58	Toronto, Ontario	Moved from Jr. Marlboros directly to Leafs in 1966, played in the 1968 NHL All-Star Game
Jim McKenny	Defence	February 26, 1966	594	Ottawa, Ontario	Won 1964 Memorial Cup with Marlboros, started with the Leafs at age 19, 327 points on the Leafs blueline
Tom Martin	Right Wing	December 27, 1967	3	Toronto, Ontario	Drafted by the Maple Leafs fifth overall in the 1964 Draft
Mike Byers	Right Wing	December 30, 1967	15	Toronto, Ontario	Played parts of five seasons with Jr. Marlboros including Memorial Cups in 1964 and 1967
Gerry Meehan	Centre	January 12, 1968	25	Toronto, Ontario	Played with Marlboro Jr.'s in Memorial Cup winning seasons, 1964 and 1967
Mike Pelyk	Defence	February 7, 1968	441	Toronto, Ontario	Won 1967 Memorial Cup with Marlboros, past president of Leafs Alumni Association
Brian Glennie	Defence	November 10, 1969	554	Toronto, Ontario	Captained Marlboros to 1967 Memorial Cup victory, was coached as a Pee-Wee by Roger Neilson
Chris Evans	Defence	December 10, 1969	2	Toronto, Ontario	Won 1967 Memorial Cup with Marlboros, signed as free agent by the Leafs
Doug Acomb	Centre	March 7, 1970	2	Toronto, Ontario	Won 1967 Memorial Cup with Marlboros, led the OHA in goals in 1968-69 with 55
George Ferguson	Centre	October 7, 1972	359	Trenton, Ontario	First round draft pick of the Leafs in 1972, scored three goals in a playoff game for the Leafs in 1978
Mike Palmateer	Goalie	October 28, 1976	296	Toronto, Ontario	Won 1973 Memorial Cup with Marlboros, backstopped Leafs in stunning playoff win over Islanders in 1978
Bruce Boudreau	Centre	February 5, 1977	134	Toronto, Ontario	Captain of Marlboros 1975 Memorial Cup, led OHA in points 6 goals
Trevor Johansen	Defence	October 13, 1977	132	Thunder Bay, Ontario	First round draft pick of the Leafs, won a silver medal at 1977 World Junior Championships
John Anderson	Right Wing	December 4, 1977	534	Toronto, Ontario	Four consecutive 30-goal Leaf seasons, Marlboros captain, won Memorial Cup in 1975
Lorne Stamler	Left Wing	October 11, 1978	45	Winnipeg, Manitoba	Played U.S. college hockey after two seasons with Jr. Marlboros
Mike Kaszycki	Centre	February 16, 1980	53	Milton, Ontario	Won 1975 Memorial Cup with Marlboros, led AHL with 118 points with Leafs affiliate New Brunswick in 1981-82

## DEVELOPING LEAFS SINCE 1927

Name	Position	Date of First Leaf Game	Games Played	Place of Birth	Notables
Stew Gavin	Forward	November 10, 1980	268	Ottawa, Ontario	Played 834 NHL games including playoffs after three seasons with the Jr. Marlboros
Billy Harris	Right Wing	November 14, 1981	146	Toronto, Ontario	Tied Marlboro linemate Dave Gardner for the OHL points lead in 1971-72 with 129 points
Fred Perlini	Centre	December 30, 1981	8	Sault Ste. Marie, Ontario	Earned 111 points for the Jr. Marlboros over three seasons, played in seven Leaf games in 1981-82
Darwin McCutcheon	Defence	December 31, 1981	1	Listowel, Ontario	Only Leaf game - New Year's Eve, 1981 while a junior
Paul Higgins	Right Wing	February 23, 1982	26	Saint John, New Brunswick	A consistent penalty leader and tough competitor, a 10th round draft pick of the Leafs
Pat Graham	Left Wing	October 5, 1983	41	Toronto, Ontario	After parts of three seasons with the Jr. Marlboros, played with Penguins and Leafs
Bruce Dowie	Goalie	March 17, 1984	2	Oakville, Ontario	Played 184 games in net for the Marlboro Jr.'s winning 94 games
Steve Thomas	Left Wing	November 7, 1984	377	Stockport, England	Signed as a free agent by the Leafs from Marlboro Jr.'s, had ten 20 goal NHL seasons, over 1,200 NHL games
Jerome Dupont	Defence	October 18, 1986	13	Ottawa, Ontario	Joined Marlboro Jr.'s at 16 and drafted 9th overall in 1980 NHL Entry Draft
Tim Armstrong	Centre	December 29, 1988	11	Toronto, Ontario	Averaged 83 points a year in three seasons with Marlboros including 104 pts in 1985-86
Peter Zezel	Centre	January 17, 1991	207	Toronto, Ontario	Helped Leafs resurgence in early 1990's, played over 1,000 NHL games including playoffs
Rob Cimetta	Left Wing	January 28, 1991	49	Toronto, Ontario	Led OHL in goals with 55 in 1988-89, the last season of the Jr. Marlboros
Greg Johnston	Right Wing	March 3, 1991	4	Barrie, Ontario	Won Gold with Canada in 1985 World Junior Championships
Bill Berg	Centre	December 5, 1992	196	St. Catharines, ON	Joined Zazel & Osbourne to create popular and effective checking line for the Leafs
Chris Govedaris	Left Wing	November 6, 1993	12	Toronto, Ontario	Member of last Marlboros Jr. team - 1988-89, drafted 11th overall in 1988
Staffan Kronwall	Defence	October 29, 2005	52	Jarfalla, Sweden	Played the most NHL games among call-ups in 2005-06
Jay Harrison	Defence	January 28, 2006	20	Oshawa, Ontario	Former 1st overall selection in the OHL, was first ever player selected by the Brampton Battalion
Ben Ondrus	Left Wing	March 7, 2006	52	Sherwood Park, Alberta	First non-drafted AHL Marlie to make NHL debut with Maple Leafs
Brendan Bell	Defence	March 21, 2006	32	Ottawa, Ontario	Set professional career highs with 37 assists and 43 points in 2005-06
Ian White	Defence	March 26, 2006	296	Steinbach, Manitoba	Played with Team Canada at 2005 Spengler Cup tournament in Davos, Switzerland
Jeremy Williams	Centre	April 18, 2006	31	Glenavon, Saskatchewan	Scored first NHL goal in first NHL game, April 18, 2006 versus Pittsburgh
Kris Newbury	Centre	December 23, 2006	44	Brampton, Ontario	The 2006-07 AHL All-Star recorded his first multi-point game in his sixth NHL contest, January 4, 2007 at Boston
Anton Stralman	Defence	October 23, 2007	88	Tibro, Sweden	Collected his first NHL point (assist) on January 10, 2008 at Los Angeles
Jiri Tlustý	Centre	October 25, 2007	74	Slany, Czech Republic	Became first Maple Leafs player to score two goals in first NHL game since Nikolai Borchevsky
Darryl Boyce	Centre	January 24, 2008	47	Summerside, PEI	Named Toronto Marlies Rookie of the Year in 2007-08
Robbie Earl	Left Wing	February 2, 2008	9	Chicago, IL	Collected first NHL point (assist) in first career game against Ottawa
Alex Foster	Centre	March 18, 2008	3	Canton, MI	Set a Marlies franchise record in 2007-08 with five shorthanded goals
John Mitchell	Centre	October 9, 2008	159	Oakville, ON	Led the Marlies in goals during the 2007-08 season with 20
Andre Deveaux	Right Wing	November 27, 2008	22	Freeport, BH	Registered his first career point (assist) on December 23 versus Dallas
Jaime Sifers	Defence	December 8, 2008	23	Stratford, CT	Registered first NHL point (assist) on December 26, 2008 against the NY Islanders
Justin Pogge	Goalie	December 22, 2008	7	Ft. McMurray, AB	Won a World Junior Championships gold medal with Team Canada in 2006
Tim Stapleton	Right Wing	February 26, 2009	4	La Grange, IL	Ranked first on the Marlies in goals, assists and points during the 2008-09 campaign
Phil Oreskovic	Defence	March 28, 2009	10	North York, ON	Led the Marlies in 2008-09 with a plus-17 rating
Viktor Stalberg	Left Wing	October 1, 2009	40	Stockholm, SWE	Registered first NHL point (assist) in his first career NHL game
Jay Rosehill	Left Wing	October 1, 2009	41	Olds, AB	Ranked third on the Marlies in penalty minutes with 172 during the 2009-10 season
Tyler Bozak	Centre	October 13, 2009	119	Regina, SK	Scored first NHL goal, added an assist and was the game's first star on January 14, 2010 vs. Philadelphia
Carl Gunnarsson	Defense	November 14, 2009	43	Orebro, SWE	Ranked first on the Maple Leafs with a plus-8 rating in 2009-10
Korbinian Holzer	Defence	November 6, 2010	2	Munich, GER	Ranked second on the Marlies with a plus-10 rating during the 2010-11 season
Keith Aulie	Defence	November 13, 2010	40	Rouleau, SK	Scored first NHL goal on March 19 versus Boston
James Reimer	Goaltender	December 20, 2010	37	Monweena, MB	Named NHL's Rookie of the Month for March, posting a 9-4-1 record, one shutout, a 2.87 GAA and .913 save percentage
Marcel Mueller	Centre	January 15, 2011	3	Berlin, GER	Ranked third on the Marlies in rookie scoring with 32 points in 2010-11
Joe Colborne	Centre	April 9, 2011	1	Calgary, AB	Recorded an assist in his first career NHL game on April 9 versus Montreal

This list shows, in order of their first appearance as a Leaf, the players who played for the Toronto Marlboros/Toronto Marlies before playing for the Toronto Maple Leafs. In the bowl of Ricoh Coliseum, these names are displayed. The Leaf logo with which each of these names appears, coincides with the Leaf logo style that appeared on their jersey for their first game.



**RICOH COLISEUM**

Exhibition Place, 100 Princes' Blvd., Toronto, Ontario M6K 3C3

**MEDIA ENTRANCE**

**Practices and Game-Day Morning Skates:** All media are asked to enter the facility through the Marlies offices. The office doors are located at the south west corner of the arena off Princes' Blvd., nearest the north west corner of the Direct Energy Centre. Please show your media affiliation identification and sign in at the office reception desk. For directions or assistance, the reception desk can be reached at 416-263-3900.

**Game Nights:** All media are asked to enter the facility through the ticket office entrance at the south end of the arena directly off Princes Blvd. Credentials may be picked up 60 minutes prior to puck-drop at Will Call. Proper photo identification is required when picking up your pass.

**MEDIA CREDENTIALS**

Credentials will primarily be available on a game-by-game basis. Members of the media are asked to contact Trevor Van Knotsenburg in the Marlies Media Relations department five hours before game-time to request a credential. Season credential requests must be made on the requesting organization's corporate letterhead. Media members with American Hockey League season passes, National Hockey League season passes or Toronto Maple Leafs season credentials are asked to call no later than two hours before game time to request a seat in the press box or media overflow area. Due to limited press box availability at the Ricoh Coliseum, seating will be allocated based on media deadline requirements. Freelance photographers and reporters will be considered for access to the Coliseum with a letter of intent from the organization for which they are working.

**PARKING**

League and/or team season credentials do not entitle the bearer parking in Ricoh Coliseum.

On game nights, limited media parking is available for a fee of \$12 in Lot P off Manitoba Drive at the north end of the Coliseum. Additional parking will be available on a game-to-game basis in the Direct Energy Centre underground parking lot or outdoor lots in Exhibition Place. The underground lot can be accessed on the east side of the centre just north of the Princes' Gate entrance. Media are asked to park in or near the 'A1' section of the underground lot and to use the stairway nearest section A1 to reach ground level.

For practices and game-day morning skates, parking availability and cost will vary due to events held on the grounds of Exhibition Place or in the Direct Energy Centre and is controlled by Exhibition Place.

Public transit provides another option to access Ricoh Coliseum. The 509 Exhibition streetcar from Union Station and the 511 Bathurst streetcar stops at the Exhibition loop directly north of the Coliseum. The Go Train also has a stop at the Exhibition grounds next to the streetcar loop north of the Coliseum with trains stopping at the Exhibition station approximately every hour traveling both east and west.

**PRESS BOX**

The press box is located in the upper northwest corner of the Ricoh Coliseum at the back of section 102. Seating in the press box is limited and reserved for working accredited members of the media, visiting team personnel and league scouts and staff. Due to limited press box availability at the Ricoh Coliseum, seating will be allocated based on media deadline requirements. A media overflow area will also be available for accredited media and scouts next to the press box when necessary.

**PRESS ROOM**

The press room will be available to working media for the 2011-12 regular season which will be located at the north end of Ricoh Coliseum near the visiting team dressing room. A press meal will be provided in the room 90 minutes prior to each game. The press box will also serve as a work room and will be open for 120 minutes before and 60 minutes after the game and is equipped with phone lines, high-speed data lines as well as a TV to review the game.

**PRESS MEAL**

Accredited media will be provided meal in the press room 90 minutes prior to the start of the game and will be left out until puck-drop.

**PHOTOGRAPHERS**

Accredited photographers from designated magazines, newspapers and wire services will be permitted to shoot photography from specified areas. Positions will be assigned on a nightly basis.

**DRESSING ROOMS**

The Marlies' dressing room is located on the main concourse level on the west side of the building at centre ice. The visiting team dressing room is located in the north west corner of the Coliseum near the Zamboni entrance.

**MEDIA DRESSING ROOM ACCESS**

On game days, the Marlies dressing room will open for media access 10 minutes after the end of the team's morning skate. Accredited media will be granted access to coaches and players up to 90 minutes prior to game-time but only with approval and assistance from Marlies Media Relations personnel. Media wishing to arrange interviews leading up to game-time may do so by contacting the Marlies Media Relations department. The Marlies dressing room will open for media access no later than 10 minutes following the end of the game.

**DIRECTIONS****From the ACC/downtown Toronto:**

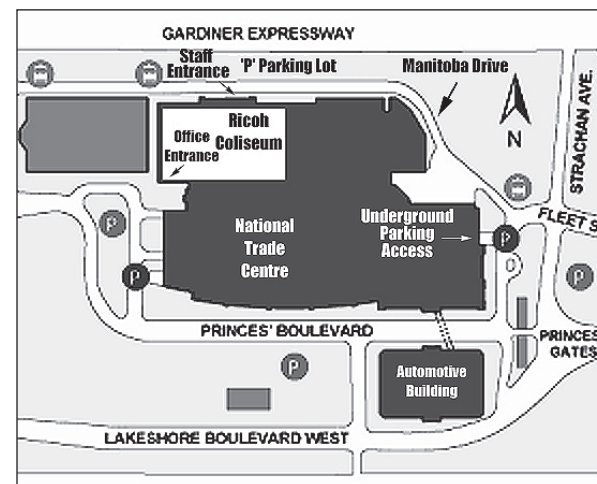
Travel west on Lake Shore Boulevard West, make a slight right at Strachan Avenue and enter the CNE grounds by turning left at the Manitoba Drive entrance (Fleet Street becomes Manitoba at Strachan). Follow Manitoba Drive to the 'P' lot (or adjacent lot) which is across the street from the Ricoh Coliseum's north (game-day) entrance. The lot(s) will be on your right-hand side. To access the Marlies offices for entrance into practices, enter the Exhibition Place grounds through the Princes' Gates, turn right at the first set of lights (Nunavut Road) and turn right. The offices will be on your right at the end of the street.

**From Toronto Pearson International airport:**

Upon exiting the airport, take Highway 427 South to the Queen Elizabeth Way - Toronto. Follow the QEW towards downtown Toronto and exit at Lake Shore Boulevard West-Jameson. Continue along Lake Shore westbound for approx. one kilometer and stay to the left as you approach the CNE grounds. Enter the CNE grounds at Ontario Drive (opposite Ontario Place) and go north on Ontario until it ends at Quebec Street. Make a left onto Quebec before turning right onto Manitoba Drive (less than 100 yards). Follow Manitoba Drive to the 'P' lot (or adjacent lot) which is across the street from the Ricoh Coliseum's north (game-day) entrance. The lot(s) will be on your left-hand side. To access the Marlies offices for entrance into practices, enter the Exhibition Place grounds at Ontario Drive. Continue north on Ontario to Princes' Boulevard where you will make a right. Stay to the left and continue straight ahead where you will see signs for the Coliseum and nearby parking lots. The office doors will be on your left.

**MEDIA SERVICE STAFF**

Coordinator, Media Relations.....	Trevor Van Knotsenburg
tvanknotsenburg@torontomarlies.com .....	416-263-3922
Marlies Office Reception Desk .....	416-263-3900
Press Box Phone .....	416-263-3958
Press Box Fax .....	416-263-3901
Website.....	www.marlies.ca







# TORONTO MARLIES 2011-12 SCHEDULE

SUN	MON	TUE	WED	THU	FRI	SAT
<b>OCT</b>						<b>1</b>
<b>2</b>	<b>3</b>	<b>4</b>	<b>5</b>	<b>6</b>	<b>7</b>	<b>8 BNG</b> 7:05 PM
<b>9</b>	<b>10</b>	<b>11</b>	<b>12</b>	<b>13</b>	<b>14 GR</b> 7:00 PM	<b>15 LE</b> 3:00 PM
<b>16 LE</b> 1:00 PM	<b>17</b>	<b>18</b>	<b>19</b>	<b>20</b>	<b>21</b>	<b>22 ROC</b> 3:00 PM
<b>23 LE</b> 5:00 PM	<b>24</b>	<b>25</b>	<b>26 ABB</b> 7:00 PM	<b>27</b>	<b>28 LE</b> 7:30 PM	<b>29</b>
<b>30 LE</b> 2:00 PM	<b>31</b>					
<b>NOV</b>						<b>1</b>
<b>6 HOU</b> 6:05 PM	<b>7</b>	<b>8 OKC</b> 11:30 AM	<b>9</b>	<b>10</b>	<b>11</b>	<b>12 ADI</b> 7:00 PM
<b>13 ALB</b> 4:00 PM	<b>14</b>	<b>15</b>	<b>16</b>	<b>17</b>	<b>18 ROC</b> 7:35 PM	<b>19 ROC</b> 3:00 PM
<b>20 PEO</b> 5:00 PM	<b>21</b>	<b>22</b>	<b>23</b>	<b>24</b>	<b>25 STJ</b> 6:00 PM	<b>26 STJ</b> 6:00 PM
<b>27</b>	<b>28</b>	<b>29 GR</b> 7:00 PM	<b>30</b>			
<b>DEC</b>				<b>1</b>	<b>2 GR</b> 7:00 PM	<b>3 HOU</b> 3:00 PM
<b>4 STJ</b> 1:00 PM	<b>5</b>	<b>6</b>	<b>7</b>	<b>8</b>	<b>9 HAM</b> 7:30 PM	<b>10 ALB</b> 3:00 PM
<b>11</b>	<b>12</b>	<b>13</b>	<b>14</b>	<b>15</b>	<b>16 MIL</b> 8:00 PM	<b>17 PEO</b> 8:00 PM
<b>18 CHI</b> 4:00 PM	<b>19</b>	<b>20</b>	<b>21 RCK</b> 8:05 PM	<b>22</b>	<b>23</b>	<b>24</b>
<b>25</b>	<b>*26 HAM</b> 3:00 PM	<b>27</b>	<b>28</b>	<b>29 LE</b> 7:00 PM	<b>30</b>	<b>31 STJ</b> 3:00 PM
<b>JAN</b>						
<b>1 STJ</b> 3:00 PM	<b>2</b>	<b>3 SYR</b> 7:00 PM	<b>4</b>	<b>5</b>	<b>6 OKC</b> 7:00 PM	<b>7 HAM</b> 3:00 PM
<b>8</b>	<b>9</b>	<b>10 STJ</b> 6:00 PM	<b>11 STJ</b> 6:00 PM	<b>12</b>	<b>13 ROC</b> 7:35 PM	<b>14</b>
<b>15 HAM</b> 3:00 PM	<b>16</b>	<b>17</b>	<b>18</b>	<b>19</b>	<b>20</b>	<b>**21 HAM</b> 1:00 PM
<b>22</b>	<b>23</b>	<b>24</b>	<b>25</b>	<b>26 LE</b> 7:00 PM	<b>27 HAM</b> 7:30 PM	<b>28 ROC</b> 3:00 PM
<b>29</b>	<b>30</b>	<b>31</b>				
<b>FEB</b>			<b>1</b>	<b>2</b>	<b>3 SYR</b> 7:30 PM	<b>4 ABB</b> 5:00 PM
<b>5</b>	<b>6</b>	<b>7</b>	<b>8 ROC</b> 11:00 AM	<b>9</b>	<b>10 SA</b> 7:00 PM	<b>11 HAM</b> 3:00 PM
<b>12</b>	<b>13</b>	<b>14 ADI</b> 7:00 PM	<b>15</b>	<b>16</b>	<b>17 RCK</b> 7:00 PM	<b>18 STJ</b> 3:00 PM
<b>19</b>	<b>20 LE</b> 1:00 PM	<b>21</b>	<b>22</b>	<b>23</b>	<b>24</b>	<b>25 GR</b> 5:00 PM
<b>26 HAM</b> 5:00 PM	<b>27</b>	<b>28</b>	<b>29 HAM</b> 7:30 PM			
<b>MAR</b>				<b>1</b>	<b>2</b>	<b>3 ROC</b> 5:00 PM
<b>4 ROC</b> 5:05 PM	<b>5</b>	<b>6</b>	<b>7 BNG</b> 11:00 AM	<b>8</b>	<b>9 HAM</b> 7:30 PM	<b>10 HAM</b> 3:00 PM
<b>11</b>	<b>12</b>	<b>13</b>	<b>14</b>	<b>15</b>	<b>16 GR</b> 7:00 PM	<b>17 MIL</b> 3:00 PM
<b>18 CHI</b> 3:00 PM	<b>19</b>	<b>20</b>	<b>21 LE</b> 11:00 AM	<b>22</b>	<b>23</b>	<b>24 LE</b> 7:30 PM
<b>25 TEX</b> 3:00 PM	<b>26</b>	<b>27</b>	<b>28</b>	<b>29</b>	<b>30 ROC</b> 7:35 PM	<b>31 ROC</b> 7:35 PM
<b>APR</b>						
<b>1 GR</b> 3:00 PM	<b>2</b>	<b>3</b>	<b>4</b>	<b>5</b>	<b>6 GR</b> 7:00 PM	<b>7 GR</b> 3:00 PM
<b>8 HAM</b> 3:00 PM	<b>9</b>	<b>10</b>	<b>11</b>	<b>12</b>	<b>13 ABB</b> 10:00 PM	<b>14</b>
<b>15 ABB</b> 4:00 PM	<b>16</b>	<b>17</b>	<b>18</b>	<b>19</b>	<b>20</b>	<b>21</b>
<b>22</b>	<b>23</b>	<b>24</b>	<b>25</b>	<b>26</b>	<b>27</b>	<b>28</b>

ALL START TIMES EASTERN \*AT AIR CANADA CENTRE \*\*AT IVOR WYNNE STADIUM

AHL ALL-STAR CLASSIC JANUARY 29-30 AT ATLANTIC CITY, NJ

HOME GAMES

ROAD GAMES