



VANCOUVER CANUCKS

MEDIA GUIDE

2008-09



2008.09

## SCHEDULE



presented by  
Sawatch Casino

## SEPTEMBER

PS DENOTES PRESEASON GAMES

HOME

AWAY

SUN	MON	TUE	WED	THU	FRI	SAT
14	15	16	17	18	19	20
21	22 EDM TV PS 6:00	23 EDM TV PS 7:00	24	25	26	27 SJ PS 7:30
28 ANA TV 5:00	29	30				

## OCTOBER

SUN	MON	TUE	WED	THU	FRI	SAT
			1 CGY TV PS 7:00	2 SJ PS 7:00	3	4
5 ANA PS 7:00	6	7	8	9 CGY TV 7:30	10	11 CGY TV 7:00
12	13 WAS TV 4:00	14	15	16 DET TV 4:30	17 BUF TV 4:30	18
19 CHI TV 4:00	20	21 CBS TV 4:00	22	23	24	25 EDM TV 7:00
26	27	28 BOS TV 7:00	29	30 LA TV 7:30	31 ANA TV 7:00	

## NOVEMBER

SUN	MON	TUE	WED	THU	FRI	SAT
						1
2 DET TV 7:00	3	4 NSH TV 7:00	5	6 PHX TV 7:00	7	8 MIN TV 7:00
9	10	11	12 COL TV 7:00	13	14	15 TOR TV 4:00
16	17 NYI TV 4:00	18	19 NYR TV 4:30	20 MIN TV 5:00	21	22 PIT TV 7:00
23	24 DET TV 7:00	25	26	27 CGY TV 7:00	28	29 CGY TV 7:00
30						

## DECEMBER

SUN	MON	TUE	WED	THU	FRI	SAT
	1 CBS TV 4:00	2	3	4 DET TV 4:30	5 MIN TV 5:00	6
7 COL TV 5:00	8	9 NSH TV 5:00	10	11	12	13 EDM TV 7:00
14 FLA TV 7:00	15	16	17 EDM TV 7:30	18	19	20 CHI TV 7:00
21	22 ANA TV 7:00	23 SJ TV 7:00	24	25	26 EDM TV 7:00	27
28 OTT TV 7:00	29	30 PHI TV 7:00	31			

## JANUARY

SUN	MON	TUE	WED	THU	FRI	SAT
				1 NSH TV 5:00	2 ATL TV 4:30	3
4 DAL TV 7:00	5	6	7 EDM TV 7:00	8	9 STL TV 7:00	10 SJ TV 7:00
11	12	13 NJ TV 7:00	14	15 PHX TV 7:00	16	17
18 CBS TV 5:00	19	20 SJ TV 7:30	21	22	23	24
25	26	27	28 NSH TV 7:30	29	30	31 MIN TV 7:00

## FEBRUARY

SUN	MON	TUE	WED	THU	FRI	SAT
1	2	3 CAR TV 7:00	4	5	6	7 CHI TV 7:00
8	9	10 STL TV 5:30	11	12 PHX TV 6:00	13 DAL TV 5:30	14
15 MTL TV 7:00	16	17 CGY TV 6:30	18	19 OTT TV 4:30	20	21 TOR TV 4:00
22	23	24 MTL TV 4:30	25	26	27 TB TV 7:00	28

## MARCH

SUN	MON	TUE	WED	THU	FRI	SAT
1 CBS TV 5:00	2	3 MIN TV 7:00	4	5	6	7 SJ TV 7:00
8	9 LA TV 7:30	10	11 ANA TV 7:00	12	13 LA TV 7:00	14
15 COL TV 7:00	16	17 DAL TV 7:00	18	19 STL TV 7:00	20	21 PHX TV 7:00
22	23	24 DAL TV 5:30	25	26 STL TV 5:30	27 COL TV 6:00	28
29 CHI TV 4:00	30	31 MIN TV 5:00				

## APRIL

SUN	MON	TUE	WED	THU	FRI	SAT
			1	2 ANA TV 7:00	3	4 EDM TV 7:00
5 COL TV 7:00	6	7 CGY TV 7:00	8	9 LA TV 7:00	10	11 COL TV 12PM
12	13	14	15	16	17	18

\* GAME DATES, OPPONENTS &amp; TIMES SUBJECT TO CHANGE. ALL GAME TIMES ARE PT

- ★ PREMIUM GAMES
- LUC BOURDON TRIBUTE
- OPEN PRACTICE
- CCKF TELETHON
- ARMED FORCES NIGHT

- QM/FM McDONALD'S® FAMILY NIGHTS
- TREVOR LINDEN NIGHT
- FAN APPRECIATION NIGHT
- SUPERSKILLS PRESENTED BY McDONALD'S®

TEAM 1040  
SPORTS RADIO

ALL REGULAR SEASON GAMES WILL BE BROADCASTED ON THE VANCOUVER CANUCKS RADIO AFFILIATE, TEAM 1040.

1	Table of Contents
2	Company Directory
4	Canucks Ticket Information
6	General Motors Place
7	Francesco, Roberto and Paolo Aquilini
8	Chris Zimmerman
9	Victor de Bonis
10	Canucks Sports & Entertainment Executive
<b>11</b>	<b>THE CANUCKS</b>
12	Mike Gillis
13	Lorne Henning
14	Laurence Gilman
15	Stan Smyl
16	Alain Vigneault
17	Rick Bowness
18	Ryan Walter, Darryl Williams
19	Dave Gagner
20	Ron Delorme, Scouting Staff
21	Roger Takahashi, Ian Clark
22	Training and Medical Staff
25	Trevor Linden
26	Community Partnerships
30	Canucks Alumni
32	Luc Bourdon
<b>33</b>	<b>THE PLAYERS</b>
80	Manitoba Moose
81	Scott Arniel, Jay Wells
84	In the System
<b>97</b>	<b>2007.08 STATISTICAL REVIEW</b>
98	2008.09 Training Camp Roster
100	2007.08 Canucks Scoring
102	2007.08 Season Summary
103	2007.08 Schedule and Results
105	Player Game by Game
<b>113</b>	<b>OPPONENTS</b>
<b>145</b>	<b>SEASON-BY-SEASON HISTORY</b>
<b>183</b>	<b>ALL-TIME RECORDS</b>
184	All-Time Roster
187	All-Time Uniform Numbers
189	All-Time Draft Selections
193	All-Time Trades
198	On This Day in Canucks History
209	Canucks Awards
210	NHL Awards, NHL All-Stars
211	Regular Season Monthly Records
212	Season Openers/Home and Road
213	Season-By-Season Records/Home and Road
214	Coaching Records
215	General Managers, Canucks Captains, Attendance Records
216	Regular Season Record in Overtime Games
218	Regular Season Record in Shootout Games

219	All-Time Scoring
222	All-Time Player Records
225	All-Time Penalty Shots
226	Canucks/Opponent Shutouts
228	Hat Tricks
230	All-Time Team Records
232	All-Time Individual Season Records
<b>233</b>	<b>PLAYOFFS</b>
234	All-Time Opponents
235	All-Time Results
236	All-Time Shutouts
237	All-Time Coaching, Penalty Shots, Scoring
239	All-Time Playoff Records
<b>241</b>	<b>NATIONAL HOCKEY LEAGUE</b>
242	League Directory
243	Team Directory
244	2007.08 NHL Standings & NHL Leaders
245	2007.08 NHL Awards
246	2008.09 NHL Critical Dates
247	How To Figure
<b>249</b>	<b>MEDIA SERVICES</b>
250	Media Guidelines
251	Media Services
252	Media Relations Department
253	Canucks Broadcasters
<b>255</b>	<b>CANUCKS STAFF</b>

## MEDIA GUIDE CREDITS

Editors.....	Ben Brown
.....	Stephanie Maniago
.....	TC Carling
Media Guide Design & Production.....	Ryan Castle
.....	Brendan Hoare
.....	Evan Biswanger
Editorial Assistants.....	Jen Herrington
.....	Brian Barbosa
Special thanks to Randy Robles, Bob Waterman & Elias Sports Bureau	
Photography.....	Jeff Vinnick
.....	Lyle Stafford
.....	Kim Stallknecht
Photo/Copy Editor.....	Chelsey Perrella
Printing.....	Hemlock Printers Ltd.

## COPYRIGHT 2008.09 VANCOUVER CANUCKS

The information contained in this publication was compiled by the Vancouver Canucks and is provided as a courtesy to our fans and the media and may be used only for personal or editorial purposes. Any commercial use of this information is prohibited without the prior written consent of the Vancouver Canucks.

## VANCOUVER CANUCKS

Home Ice	General Motors Place
Address	800 Griffiths Way
	Vancouver, British Columbia V6B 6G1
Telephone	604.899.4600
Fax	604.899.4640
Website	www.canucks.com
Rink Dimensions	200 Feet by 85 Feet
Club Colours	Blue, white and green
Seating Capacity	18,630
Minor League Affiliations	Manitoba Moose (AHL)
	Victoria Salmon Kings (ECHL)
Radio Affiliation	Team 1040
Television Affiliation	Rogers Sportsnet (Channel 22)
Media Relations Hotline	604.899.4995
Media Relations Fax	604.899.4640
Ticket Information & Customer Service	604.899.4625
Information Line	604.899.4600

## EXECUTIVE DIRECTORY

Chairman & Governor, NHL	Francesco Aquilini
Alternate Governor, NHL	Paolo Aquilini
Alternate Governor, NHL	Roberto Aquilini
President & Chief Executive Officer	
& Alternate Governor, NHL	Chris Zimmerman
Executive Assistant	Erin Lewyk
General Manager	
& Alternate Governor, NHL	Mike Gillis
Chief Operating Officer	Victor de Bonis
Legal Counsel	James Conrad
Executive Vice President, Business	
& General Counsel	Jon Festinger
Vice President, Business Development	Gord Forbes
Vice President, People Development	Susanne Haine
Vice President & General Manager,	
Arena Operations	Harvey Jones
Vice President, Finance &	
Chief Financial Officer	Todd Kobus

## HOCKEY OPERATIONS

General Manager	
& Alternate Governor, NHL	Mike Gillis
Executive Assistant	Michelle Di Tomaso
Vice President, Player Personnel	
& Assistant General Manager	Lorne Henning
Vice President, Hockey Operations	
& Assistant General Manager	Laurence Gilman
Special Advisor to the General Manager	Stan Smyl
Executive Assistant	Lori Meehan
Head Coach	Alain Vigneault
Associate Coach	Rick Bowness
Assistant Coach	Ryan Walter
Assistant Coach, Video	Darryl Williams
Goaltending Consultant	Ian Clark
Strength & Conditioning Coach	Roger Takahashi
Director, Player Development	Dave Gagner
Head Coach, Manitoba Moose	Scott Arniel
Assistant Coach, Manitoba Moose	Jay Wells
Director, Media Relations & Team Operations	TC Carling
Manager, Media Relations & Team Operations	Ben Brown
Coordinator, Media Relations & Publications	Stephanie Maniogo
Director, Community Partnerships	Debbie Butt

Manager, Community	
Partnerships & Events	Karen Christiansen
Coordinator, Community Partnerships	Tara Clarke
Coordinator, Community Partnerships	
& Education	Jessica Danylchuk
Manager, Hockey Development	
& Alumni Liaison	Rod Brathwaite
Coordinator, Community Partnerships	
& Mascot Liaison	Paul Buckley

## SCOUTING STAFF

Chief Amateur Scout	Ron Delorme
Associate Head Scouts	Thomas Gradin
	Ray Payne
Amateur Scouts	Brian Chapman
	Sergei Chibisov
	Frank Kollar
	Tim Lenardon
	Harold Snepsts
	Darryl Young
Director of Professional Scouting	Eric Crawford
Professional Scouts	Lucien DeBlois
	Lars Lindgren
	Scott Mellanby
Director of Hockey Administration	Jonathan Wall

## MEDICAL & TRAINING STAFF

Head Athletic Trainer	Mike Burnstein
Assistant Athletic Trainer	Marty Dudgeon
Assistant Athletic Trainer	Jon Sanderson
Equipment Manager	Pat O'Neill
Assistant Equipment Manager	Jamie Hendricks
Equipment Assistant	Brian Hamilton
Game Dressing Room Attendants	John Jukich
	Ron Shute
	Brian Brumwell
Team Physicians	Dr. Bill Regan
	Dr. Mike Wilkinson
Team Dentist	Dr. Jeffrey Norden
Team Chiropractor	Dr. Sid Sheard
Team Optometrist	Dr. Alan R. Boyco

## BROADCAST

Director, Facilities & In-House Productions	Paul Brettell
Director, Production Services	Mike Hall
Senior Broadcast Technician	Greg Story
Senior Multimedia Producer	Jason Steensma
Multimedia Producer	Gayla Anderson
Broadcast Business Manager	Shannon Baker
Production Assistant & Editor	Rory McGarry

## GAME ENTERTAINMENT & EVENTS

Coordinator, Animation & Display Services	Art Green
Coordinator, Game Entertainment & Events	Cam Goudreau

## EVENT SERVICES

Director, Event Services	Indira Fisher
Manager, Event Staff & Security	Jim Day
Senior Manager, Events	Rita Rogers
Event Manager	Diana Campbell
Event Manager	Leah Foreman



Manager, Housekeeping	Amir Rabiei
Housekeeping Coordinator	Agim Hasani
Material Handling Coordinator	Stu Cummings
Coordinator, Safety & Security	Chris Pearson
Event Coordinator	Janice McLellan
Guest Services & Tour Coordinator	Almira Chow
Staff Services Coordinator (Scheduling)	Chantel Jones
Staff Services Coordinator (Scheduling)	Sabrina Sandbeck
Administrative Assistant	Jennifer Wride

## BUSINESS DEVELOPMENT

Director, Business Development	David Altman
Director, Business Development	Sharon Butler
Director, Business Development	James Douglas
Director, Business Development	Sean Monahan
Director, Sponsorship Activation	Darren Moscovitch
Interactive Account Manager	Simon Louca
Manager, Sponsorship Activation	Lucas Spata
Account Executive, Sponsorship Activation	Sarah Simpson
Account Executive, Sponsorship Activation	Colin Whiteside
Administrative Assistant	Antonia Nassopoulos

## CLIENT SERVICE & TICKET OPERATIONS

Director, Client Service & Ticket Operations	Mary Nagy
Manager, Client Service & Ticket Operations	Aysa Martin
Manager, Client Service	Clayton Letain
Manager, Client Service	David Pan
Manager, Client Service	Martha Vassos
Manager, Client Service	Chris Wallace
Ticket Operations Specialist	Albert Yan
Account Executive, Client Service	
& Ticket Operations	Sonja Kristiansen
Client Service Representative	Aaqil Kassamali
Client Service & Ticket Operations	Norah Jacobsen
Director, Premium Client Service	Deborah Boren
Manager, Premium Client Sales & Service	Lisa McNabb
Manager, Premium Client Service	Theresa Jantzen
Account Executive, Premium Client Service	Samantha Docking
Account Executive, Premium Client Service	Rylan Jay
Account Executive, Premium Client Service	Carolyn Taylor

## ENGINEERING

Director, Engineering	Al Hutchings
Manager, Plant Operations	Mark Wohl
Supervisor, Facility Maintenance	Richard Caschetto
Coordinator, Facility Operations	Renee Richardson
Coordinator, Engineering Services	Casey Dalgleish
Assistant Coordinator, Engineering Services	Joshua Stevens
Supervisor, Conversions	Shawn Campbell
Electrician	Kevin Gallivan
Electrician	Matthew Hryhur
Electrician	Joe Lund
General Maintenance Worker	Barry Dennison
Building Operator	Michael Blady
	Steve Caron
	David Corlett
	Keith Fong
	Steven Good
Conversions Crew Leader	Richard Bonnett
	Albert Desiena
	Richard Driver
	Ed Yee

## FINANCE & ADMINISTRATION

Director, Finance	Aaron Wilson
Controller, Hockey Operations	Patricia Bigonzi
Corporate Accounting Manager	Heidi Harms
Senior Accountant	Pedzi Nleya
Arena Accounting Manager	Lauri Shortyk
Accountant, Hockey	
& Canucks for Kids Fund	Sara Klassen
Accountant, Central Services	Kristine Del Rosario
Accountant	Wendy Jovanov
Payroll Administrator	Sunny Mangat
Payroll Coordinator	Jackie Hagerty
Accounts Receivable Administrator	Diane Sutherland
Accounts Payable Administrator	Kerry Kavanaugh
Accounts Payable Administrator	Satoe Kubodera
Administrative Services Manager	Denise Ouang
Central Services Coordinator	Ferdie De Guzman

## INFORMATION TECHNOLOGY

Manager, Technical Support	William Cheng
Information Technology Coordinator	Cheryl Loveseth
Network & Systems Specialist	Liane Arabsky
Network & System Technician	Meghan Hewitt Hartley

## MARKETING & CREATIVE SERVICES

Director, Brand Management	Paul Dal Monte
Marketing Coordinator	Susie Turner
Marketing Assistant	Tina Rogers
Manager, Creative Services	Ryan Castle
Senior Graphic Designer	Andi Mortenson
Graphic Designer	Evan Biswanger
Graphic Designer	Leah Vanderhorst
Graphic Designer	Brendan Hoare
Copy Editor & Image Resource Coordinator	Chelsey Perrella
Production Coordinator	Annie Chan

## PEOPLE DEVELOPMENT

Manager, People Development	Dana Clark
People Development Coordinator	Stephanie Cornell
People Development Assistant	Andrea Born
Receptionist	Lynn Bradley
Relief Receptionist	Tenisha Soon Psajd

## CANUCKS TEAM STORE

Director, Retail & Consumer Product Marketing	Janeil Mackay
Retail Buyer & Merchandiser	Jill White
Retail Operations Manager	Jeff Winslade
Retail Operations Coordinator	Amber La Fave
Retail Operations Supervisor	Kelly Gibson
Retail Store Manager	Sarah Burgess
Assistant Store Manager	Lonnie Roy

## TRAVEL

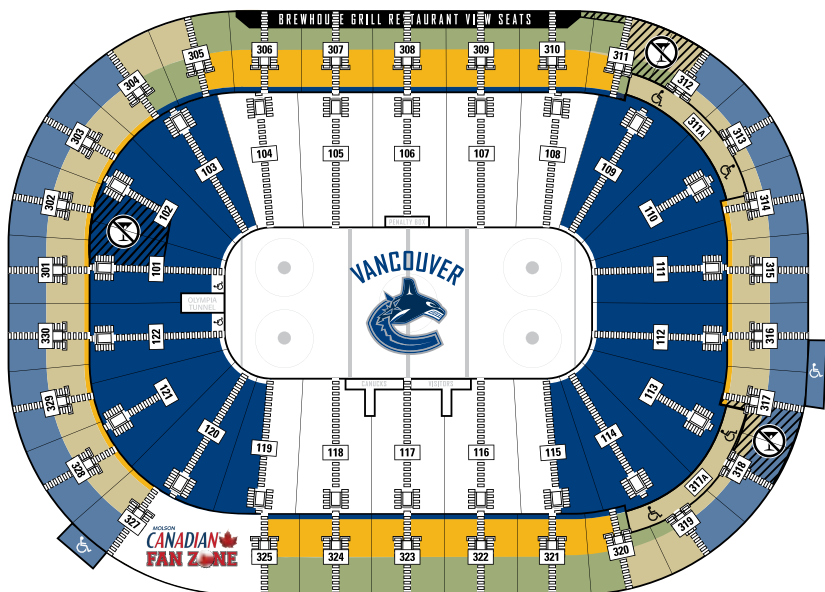
Travel Manager	Cathie Moroney
----------------	----------------

## WEB DEVELOPMENT

Director, Website & New Media	Kevin Kinghorn
Website Assistant	Karen Sum
Website Developer	Adrian Jones

## LEGAL

Paralegal Assistant	Perry Bahniwal
---------------------	----------------



## SINGLE GAME TICKETS

### SPORTS ACTION LEVEL

Limited quantities.  
Please inquire.

\$131.00

### TELUS® LEVEL

\$100.00

\$80.00

\$68.00

\$55.00

**LIVE AT**  
GENERAL MOTORS PLACE

604.280.4400

1.800.663.9311

All prices include GST, but are subject to applicable service charges.

Wheelchair seating is available in three different levels, at three different price categories. Please inquire for availability.

**PetCetera ZONE – Section 101–102, Rows 14–25. No alcohol permitted**

- Prices do not apply to premium games. Refer to game schedule for premium dates.
- Limited inventory is available in the Club, Lower Bowl I, and Row 1 Ice Level price categories. Please inquire.
- Molson Canadian Fan Zone seating is available in four price categories. Call Ticketmaster for availability.
- Tickets available at Ticketmaster Ticket Centres, the Chevy Pickup Window at General Motors Place, [canucks.com/tickets](http://canucks.com/tickets) or Charge-By-Phone.

**TO JOIN THE BLUELINE FOR FUTURE TICKET PACKAGES, PLEASE CALL 604.899.GOAL (4625)**

# CANUCKS

# E

# NEWS



Sign up for Canucks **E-NEWS** and receive:

- The latest Canucks news
- Behind the scenes features
- Exclusive contests & special offers



all straight to your inbox

Go to [canucks.com/enews](http://canucks.com/enews)

WE ARE ALL CANUCKS



## GENERAL MOTORS PLACE

Owned by Canucks Sports & Entertainment, General Motors Place is home to the Vancouver Canucks of the National Hockey League. It is one of the most active and versatile entertainment venues in North America, having welcomed more than 17.8 million visitors through its doors since opening in September 1995.

General Motors Place introduced a multi-million dollar enhancement to its acoustic infrastructure in-arena and throughout the building in the fall of 2008. Integrated and installed by Rocky Mountain Production Services, the system installation features state-of-the-art L'Acoustics line-source speakers, amplifiers and digital signal processors operating on a fiber optics network designed to provide the ultimate fan experience.

Complimenting the acoustic system is one of the National Hockey League's best video and scoring displays featuring industry-leading Daktronics high resolution ProStar® LED video screens and accompanying ribbon board extending the circumference of the arena's 300-level seating. The main video display is comprised of four LED screens, wrapped by an additional four corner screens, centred between two large circular displays suspended above and below the system. General Motors Place also features highly-skilled in-house production, lighting and rigging crews and outstanding broadcast capabilities.

General Motors Place is acclaimed for its comfortable seating and superior sightlines. In addition to a premium Club seating section, the building offers added privacy and comfort with its suite services. Eighty-eight executive suites are available on an annual lease, with each suite having the capacity for 20 guests per game or event. Additionally, 12 hospitality suites accommodate large or small groups on a per-event basis. Premium dining facilities operated by Aramark include the Sterling Vineyards Room, Brewhouse Grill and Nortel Champions Club.

The Canucks Team Store is the official retailer of the Vancouver Canucks and one of the biggest retail spaces in the NHL with a 3,500 square foot main store and eight additional locations throughout General Motors Place. Each location boasts a variety of merchandise for the whole family, including exclusive Canucks items and game night promotions.



### AQUILINI INVESTMENT GROUP INC.

Family owned and operated, the Aquilini Investment Group of Vancouver is one of British Columbia's most diversified local enterprises. Founded more than 50 years ago by Luigi Aquilini, an immigrant to Canada from Brescia, Italy, the firm has a diversified national real estate portfolio that includes commercial properties, office buildings, hotels, golf courses, restaurants, and cranberry and blueberry farms. The family also develops commercial and residential properties for sale nationwide.

In 2004, the family purchased 50 per cent of the Vancouver Canucks, General Motors Place and their parent organization, Orca Bay Sports and Entertainment. In 2006, they returned the team to 100 per cent local ownership purchasing the balance of the organization.

While day-to-day operations of the firm have passed to his sons, Francesco, Roberto and Paolo, Luigi Aquilini continues to play an active and mentoring role in the organization he created.

Committed to the communities where they live and do business, the Aquilini family has been significantly involved in a number of worthwhile community projects, including chairing and funding the Italian Gardens at Vancouver's Hastings Park, helping to create a 100 hectare nature conservancy named for the family in British Columbia's Fraser Valley and donating funds to the "Juvenile Diabetes Research Fund" to help foster research for a cure.

Together, Francesco, Roberto and Paolo, and their families, are also active corporate and community fundraisers for the Canucks for Kids Fund, the signature charity of the Vancouver Canucks.



CHRIS ZIMMERMAN

## CHRIS ZIMMERMAN

PRESIDENT & CHIEF EXECUTIVE OFFICER  
AND ALTERNATE GOVERNOR, NHL**Born:** March 7, 1960**Birthplace:** New York, NY**Residence:** Vancouver, BC**Family:** Wife, Emily; Daughter, Katie; Son, Ted.

Chris Zimmerman, 48, was named President and Chief Executive Officer of the Vancouver Canucks on October 12, 2006. Zimmerman is responsible for leading the overall strategic direction of the company, including broadcast, marketing, sponsorship and ticket sales, finance, human resources and arena operations.

In his first two years with the Canucks, Zimmerman has been instrumental in strengthening the club's connection to the community. The introduction of open practices, continued growth of Canucks.com and 25 original hours of Canucks programming on Canucks TV are all initiatives designed to connect the hockey club with loyal Canucks

fans. Zimmerman has helped generate new business partnerships with BC Ferries, Great Canadian Casinos and Nortel, while overseeing several significant in-arena renovation projects aimed at improving fan experience at General Motors Place.

Prior to joining the Canucks, Zimmerman served as President and CEO of Nike Bauer Hockey for three years. His passion and knowledge of the game enabled Zimmerman to drive sales, marketing, research, design and development, and operations for one of the world's leading and most-recognized manufacturers and developers of hockey equipment and apparel. During his three years, the business recorded significant growth and regained its number one position in the hockey equipment market.

Zimmerman was General Manager of Nike Golf USA, prior to his appointment as President and CEO of Nike Bauer Hockey. He helped lead the re-launch of Nike Golf and establish the brand as a truly authentic player in the industry. Before joining the Nike Golf Team in 1998, Zimmerman spent 16 years in a variety of senior advertising positions. From 1995 to 1998, he was the USA Advertising Director for the Nike Brand and created work that helped grow the Nike business from \$3 billion (US) to \$5 billion in sales. Zimmerman was a Senior Vice President at Saatchi and Saatchi Advertising in New York before joining Nike.

Zimmerman was born in New York, NY and earned a Bachelor of Arts in Economics and Mass Communication from the University of Vermont. He went on to earn his MBA at Babson College in 1983. While earning his B.A. at Vermont, Zimmerman spent four successful seasons playing for the NCAA Division I hockey team at the University. As he worked towards his MBA at Babson College, he spent time as an Assistant Coach for its men's hockey team, helping lead the Division III school to the National Championship game in 1982.

Zimmerman is a board member of the Canucks for Kids Fund, Tourism BC and Ritchie Brothers Auctioneers. He and his wife Emily, daughter Katie and son Ted reside in Vancouver.



## VICTOR DE BONIS

### CHIEF OPERATING OFFICER

**Born:** May 17, 1966

**Birthplace:** Vancouver, BC

**Residence:** Vancouver, BC

**Family:** Wife, Mary; Daughters, Valendina & Angelica; Son, Victor

Victor de Bonis, 42, has been a member of Canucks Sports & Entertainment for 14 years. His experience spans twenty years in the sports and entertainment and financial industries.

de Bonis was named Chief Operating Officer in March of 2007. In this capacity he supports all facets of business operations both strategically and tactically, with his primary responsibilities being Ticket and Suite Sales and Service, Arena and Retail Operations, Finance, Administration and People Development.

de Bonis first joined the Canucks in 1994 as Corporate Controller and was responsible for managing the public company's private placement and the resulting private reorganization of the Vancouver Canucks NHL franchise and a new 18,000 seat multi-purpose arena facility in downtown Vancouver (General Motors Place), which opened in September 1995. In 1994 and 1995, de Bonis also managed material term debt financings with Canadian and American financial institutions for General Motors Place and the Vancouver Grizzlies NBA franchise, which played their inaugural season in 1995-96. He was instrumental in the development and institution of the new business strategy for General Motors Place, the Vancouver Grizzlies and the Vancouver Canucks. In 1998, de Bonis was appointed Chief Financial Officer, during which time he was a key member of the team administering the Vancouver Grizzlies sale transaction and term debt refinancing, including a resulting take-out and financial institution replacement in 2000. In addition, de Bonis oversaw enterprise sale transactions in 2005 and 2007.

de Bonis graduated from the University of British Columbia and earned a Bachelor of Commerce Degree in 1989. Directly following graduation, he began his career at KPMG Chartered Accountants in the corporate audit division of the Vancouver branch. de Bonis served in this capacity for four years, auditing private and public companies in the Hospitality, Broadcasting, Mining, Healthcare and Manufacturing industries, before entering his final role with the organization: forensic accounting specialization. In 1992, he became a chartered accountant.

In addition to his professional activities, de Bonis is actively involved with family and community affairs. He and his wife, Mary, have three children, ages 13, 11 and 9. de Bonis currently serves on the Juvenile Diabetes Research Foundation's Walk cabinet.



VICTOR DE BONIS



**JON FESTINGER**

Executive Vice President, Business & General Counsel



**SUSANNE HAINE**

Vice President, People Development



**TODD KOBUS**

Vice President, Finance & CFO



**GORD FORBES**

Vice President, Business Development



**HARVEY JONES**

Vice President & General Manager,  
Arena Operations

THE CANUCKS



WE ARE ALL CANUCKS



MIKE GILLIS

## MIKE GILLIS

### GENERAL MANAGER & ALTERNATE GOVERNOR

**Born:** December 1, 1958

**Birthplace:** Sudbury, ON

**Residence:** Vancouver, BC

**Family:** Wife, Diane; Sons, Max and Spencer; Daughter, Kate

Mike Gillis, 49, was named the tenth General Manager in Vancouver Canucks history at a press conference at General Motors Place on April 23, 2008. Gillis joins the Canucks organization after spending the past 15 years as a successful NHL player representative.

In his role as General Manager, Gillis is responsible for providing strategic leadership to the Hockey Operations Department, overseeing the Canucks top minor league affiliates, negotiating player contracts and executing a viable, long-term strategy for player growth and development. Gillis began his tenure with the club by restructuring the Hockey Operations Department

bringing in more than 60 years of NHL experience with the addition of Laurence Gilman, Dave Gagner, Scott Melanby and Ryan Walter.

A former player, Gillis began his NHL career in 1978 as the 5th overall selection in the NHL Entry Draft by the Colorado Rockies. In 246 NHL regular season games, Gillis recorded 76 points (33-43-76) and 186 penalty minutes with Colorado and Boston before injury forced him to retire in 1985.

The Kingston, Ontario, native returned home to obtain his law degree from Queen's University in 1990. He later served as a Professor of Sports Law at Queen's. Gillis began his career as a NHL player representative in 1992 and became one of the most successful in his industry. His ability to evaluate players, negotiate contracts and extensive knowledge of the Collective Bargaining Agreement, provided Gillis the opportunity to work with a number of the NHL's most elite players over the past 15 years. Among his former clients include Pavel Bure, Markus Naslund, Geoff and Russ Courtnall, Mike Richter and Bobby Holik.

## LORNE HENNING

### VICE PRESIDENT OF PLAYER PERSONNEL & ASSISTANT GENERAL MANAGER

**Born:** February 23, 1952

**Birthplace:** Melfort, SK

**Residence:** Irvine, CA

**Family:** Wife, Cathy; Sons, Brett & Garrett; Daughter, Marissa

Lorne Henning, 56, was named Vice President of Player Personnel & Assistant General Manager on September 3, 2008. Henning first joined the Canucks organization as a Professional Scout bringing 28 years of professional playing and coaching experience at the NHL level and four Stanley Cup Championship rings. Prior to being named Assistant General Manager, Henning held the position of Director, Player Personnel for three years. As Vice President of Player Personnel and Assistant General Manager, Henning works closely with Mike Gillis on all player evaluations, trades and free agent signings. Additionally, he is responsible for the club's Professional Scouting in North America and Europe and acts as the primary liaison between the Canucks minor league affiliates.

Henning joined the Canucks in September 2005 after having worked as an Assistant Coach with the Mighty Ducks of Anaheim from 2002 to 2004. Henning's extensive NHL career both as a player and Coach saw him play nine years with the New York Islanders (1972-81) and work as an Assistant Coach and Head Coach for 19 seasons.

Henning was a member of the New York Islanders Stanley Cup Championship teams as a player in the 1979-80 and 1980-81 seasons and then as an Assistant Coach in 1981-82 and 1982-83. The four-time Stanley Cup winner worked alongside former Islanders Head Coach and Hockey Hall of Famer, Al Arbour as an Assistant Coach.

Drafted 17th overall in the 1972 NHL Amateur Draft, Henning spent his entire professional hockey career with the New York Islanders. The Saskatchewan native played 543 career games with the Islanders before retiring a back-to-back Stanley Cup Champion after the 1980-81 season. He joined the coaching fraternity the following year as Islanders Assistant Coach and achieved similar success helping lead the club to another two Stanley Cup Championships. Henning continued on to an 18-year NHL career behind the bench, including coaching assignments with the North Stars, Blackhawks and Mighty Ducks. During the 1985-86 and 1986-87 seasons, Henning served as the Head Coach for the Minnesota North Stars and was Head Coach of the New York Islanders in the 1994-95 season.



LORNE HENNING



LAURENCE GILMAN

## LAURENCE GILMAN

### VICE PRESIDENT OF HOCKEY OPERATIONS & ASSISTANT GENERAL MANAGER

**Born:** January 6, 1965

**Birthplace:** Winnipeg, MB

**Residence:** Vancouver, BC

**Family:** Wife, Michelle; Son, Tyler; Daughter, Samantha

Laurence Gilman, 43, was named Vice President of Hockey Operations & Assistant General Manager on September 3, 2008. Gilman initially joined the Canucks as the club's Director, Hockey Administration on May 5, 2008 after 13 years with the Phoenix Coyotes/Winnipeg Jets organization. In his role as Vice President of Hockey Operations & Assistant General Manager, Gilman works closely with Mike Gillis on all aspects of day-to-day administration and on-ice operations of the Canucks. Gilman oversees the development and implementation of the Hockey Operations budget, player contract negotiation, salary arbitration and player transactions. Gilman is also responsible for the administration and application of the NHL

Collective Bargaining Agreement and the development of the club's strategic salary cap plan. Additionally, he oversees the Canucks Amateur Scouting Department.

Prior to joining the Canucks, Gilman worked with the Coyotes/Jets organization most recently serving as the club's Senior Vice President & Assistant General Manager for five seasons from 2002 to 2007. Gilman also served as General Manager of the San Antonio Rampage, the Coyotes' primary developmental affiliate in the American Hockey League (AHL). In this capacity he oversaw the hockey operations of the Rampage franchise, developed and implemented the Coyotes' hockey operations department budget, negotiated player contracts, salary arbitration, player transactions, and scouting as well as the administration and application of the NHL's Collective Bargaining Agreement.

Prior to being named the Coyotes Assistant General Manager, Gilman spent three seasons as the team's Director of Hockey Operations. Before that, he served four seasons with the club in various capacities including Director of Hockey Administration and Legal Counsel.

Gilman, graduated from the University of Winnipeg in 1991 then attended the University of North Dakota School of Law. He received his Juris Doctorate in 1994 and was admitted to the State Bar of Minnesota in 1995.



## STAN SMYL

### SENIOR ADVISOR TO THE GENERAL MANAGER

**Born:** January 28, 1958

**Birthplace:** Glendon, AB

**Residence:** West Vancouver, BC

**Family:** Wife, Jennifer; Son, Spencer; Daughters, Jilian and Natalie

Smyl, 50, has spent his entire professional hockey career with the Canucks organization and was named Senior Advisor to the General Manager after recently taking on new duties as Director of Collegiate Scouting. In his new role with the club, Smyl will work closely with General Manager, Mike Gillis on a number of initiatives in the Hockey Operations Department, while continuing his responsibilities for scouting and evaluating the collegiate game in North America. Smyl began his career with the Canucks as a player, then coach and has most recently worked in a Player Development capacity.

Smyl retired as a player on July 3, 1991 and was hired as a Canucks Assistant Coach on the same day. He served in the assistant capacity until June 18, 1999, when he was named Head Coach of Vancouver's top affiliate, the Syracuse Crunch (AHL). The 2000-01 season saw Smyl and the Canucks minor league team move to Kansas City (IHL), then to Manitoba (AHL) where Smyl was Head Coach for four seasons.

Often described as the "heart and soul" of the Canucks during his playing career, Smyl turned skeptics into believers by establishing team records for games played (896), goals (262), assists (411) and points (673). This combined with a feisty, hard-nosed style of play saw him lead Vancouver in goals (31), assists (47), points (78) and penalty minutes (204) in the 1979-80 season.

Three times named Canucks MVP, Smyl served the longest term as team captain (1982-90) in franchise history. He received the highest honour a club can give on Nov. 3, 1991 when the Canucks retired his No. 12 jersey, raising it to the rafters in the Canucks former home, the Pacific Coliseum.



STAN SMYL



ALAIN VIGNEAULT

## ALAIN VIGNEAULT

### HEAD COACH

**Born:** May 14, 1961

**Birthplace:** Quebec City, QC

**Residence:** Vancouver, BC

**Family:** Daughters, Andreane & Janie

Alain Vigneault, 47, is the 16th Head Coach in Vancouver Canucks history and has served two seasons with the club since being named to the position on June 20, 2006. In his time with the Canucks Vigneault has built a regular season record of 88-59-17 and a .588 win percentage, the most successful winning percentage of any Coach in team history.

In his first year as Canucks Head Coach, Vigneault led the team to their most successful regular season to date; establishing new franchise records for wins (49) and points (105), on the way to a Northwest Division Championship and Vancouver's first appearance in the playoffs since the 2003-04 season. In recognition of these significant achievements, Vigneault was presented with the Jack Adams Award as NHL Coach of the Year at the 2007 NHL Awards in Toronto.

Vigneault previously served as Head Coach of the Montreal Canadiens from 1997-2001, becoming the organization's second youngest coach in club history at the age of 36. He compiled an NHL record of 109-118-35-4, reaching the Eastern Conference Semi-Finals during his first season behind the Canadiens bench and was nominated for the Jack Adams Award, following the 1999-2000 season.

Vigneault joined Vancouver from the club's AHL affiliate, the Manitoba Moose, where he led the team to within one game of the Conference finals. In the 2005-06 season, his first season as Head Coach with the Moose, Vigneault guided the club to a 44-24-7 record.

Prior to joining the Moose, Vigneault spent 10 seasons as Head Coach in the QMJHL with Trois-Rivières, Hull, Beauport and PEI. In 1988, Vigneault led the Olympiques to the Memorial Cup and was subsequently named CHL Coach of the Year. He has been honoured as coach of the QMJHL's Second All-Star team on three separate occasions.

Vigneault has also achieved success on the international stage. He served as an Assistant Coach with Canada's National Junior Team in 1989 and 1991, winning a gold medal at the 1991 World Junior Championships in Saskatoon.

The Quebec-native began his career in the NHL playing for the St. Louis Blues from 1981 to 1983. Drafted by the Blues in the eighth round, 167th overall in the 1981 Entry Draft, the defenceman recorded two goals, five assists and 82 penalty minutes in his NHL career. Vigneault went on to serve as a scout for the Blues for two seasons and as an Assistant Coach for the Ottawa Senators from 1992 to 1996.

### ALAIN VIGNEAULT'S HEAD COACHING RECORD

SEASON	TEAM	LEAGUE	GC	W	L	T	OT	PCT
1986-87	Trois Rivières Draveurs	QMJHL	70	28	40	2	0	.414
1987-88	Hull Olympiques	QMJHL	70	43	23	4	0	.643
1988-89	Hull Olympiques	QMJHL	70	40	25	5	0	.607
1989-90	Hull Olympiques	QMJHL	70	36	29	5	0	.550
1990-91	Hull Olympiques	QMJHL	70	36	27	7	0	.564
1991-92	Hull Olympiques	QMJHL	70	41	24	5	0	.621
1995-96	Beauport Harfangs	QMJHL	31	19	7	5	0	.694
1996-97	Beauport Harfangs	QMJHL	70	24	44	2	0	.357
<b>1997-98</b>	<b>Montreal Canadiens</b>	<b>NHL</b>	<b>82</b>	<b>37</b>	<b>32</b>	<b>13</b>	<b>0</b>	<b>.530</b>
<b>1998-99</b>	<b>Montreal Canadiens</b>	<b>NHL</b>	<b>82</b>	<b>32</b>	<b>39</b>	<b>11</b>	<b>0</b>	<b>.457</b>
<b>1999-00</b>	<b>Montreal Canadiens</b>	<b>NHL</b>	<b>82</b>	<b>35</b>	<b>34</b>	<b>9</b>	<b>4</b>	<b>.506</b>
<b>2000-01</b>	<b>Montreal Canadiens</b>	<b>NHL</b>	<b>20</b>	<b>5</b>	<b>13</b>	<b>2</b>	<b>0</b>	<b>.300</b>
2003-04	P.E.I. Rocket	QMJHL	70	40	19	5	6	.650
2004-05	P.E.I. Rocket	QMJHL	70	24	39	7	0	.393
2005-06	Manitoba Moose	AHL	80	44	24	-	7	.633
<b>2006-07</b>	<b>Vancouver Canucks</b>	<b>NHL</b>	<b>82</b>	<b>49</b>	<b>26</b>	<b>7</b>	<b>-</b>	<b>.640</b>
<b>2007-08</b>	<b>Vancouver Canucks</b>	<b>NHL</b>	<b>82</b>	<b>39</b>	<b>33</b>	<b>10</b>	<b>-</b>	<b>.536</b>
<b>VANCOUVER TOTALS</b>			<b>164</b>	<b>88</b>	<b>59</b>	<b>17</b>	<b>-</b>	<b>.588</b>
<b>NHL TOTALS</b>			<b>430</b>	<b>197</b>	<b>177</b>	<b>52</b>	<b>4</b>	<b>.523</b>

## RICK BOWNESS

### ASSOCIATE COACH

**Born:** January 25, 1955

**Birthplace:** Moncton, NB

**Residence:** Vancouver, BC

**Family:** Wife, Judy; Sons, Ricky & Ryan; Daughter, Kristen

Rick Bowness, 53, enters his third season as a member of the Vancouver Canucks coaching staff and 19th NHL season in a coaching capacity. Bowness joined the Canucks from the Phoenix Coyotes where he served as Assistant Coach for the last six years; Bowness assumed head coaching duties on an interim basis in 2003-04. Prior to joining the Coyotes, Bowness was a member of the New York Islanders coaching staff for three seasons.

The Moncton, New Brunswick-native has held the position of Head Coach for five NHL teams: the Winnipeg Jets (1988-89), Boston Bruins (1991-92), Ottawa Senators (1992-96), New York Islanders (1996-98) and Phoenix Coyotes (2003-04). In addition to his NHL coaching experience, Bowness was also a player/coach for the Sherbrooke Jets (1982-83), Head Coach and General Manager of his hometown Moncton Hawks (1987) and Head Coach of the Maine Mariners (1989-91) of the AHL.

Prior to his coaching career, Bowness played seven seasons (1975-82) in the NHL as a right wing with Atlanta, Detroit, St. Louis and Winnipeg. He saw action in 173 games, recording 55 points (18-37-55) and 191 penalty minutes. Bowness was originally drafted by the Atlanta Flames in the second round, 26th overall, of the 1975 NHL Entry Draft.

Bowness began his career in coaching with the American Hockey League's Sherbrooke Jets as a player/coach during the 1982-83 season. He served the next four seasons (1983-84 to 1986-87) as an Assistant Coach for the Winnipeg Jets before returning to his hometown in 1987 as the Coach and General Manager of the Moncton Hawks, the Jets' AHL developmental team. In February 1989, Bowness had his first NHL head coaching stint when he took over as interim Head Coach of the Jets for the final 28 games (8-17-3) of the 1988-89 season.

The following season, Bowness joined the Boston Bruins organization, coaching the AHL's Maine Mariners for two seasons before assuming the head coaching duties for the Bruins in 1991-92. Bowness coached the Bruins to a 36-32-12 record in 1991-92, his best season as a Head Coach. In his only year with Boston, he led the Bruins to the Prince of Wales (Eastern Conference) Finals, losing 4-0 to the eventual Stanley Cup Champion Pittsburgh Penguins.

Bowness was then named the first Head Coach of the Ottawa Senators on June 15, 1992. In three and a half seasons (1992-93 to 1995-96) with the expansion franchise, Bowness finished with a record of 39-178-18. Despite the tough times, Bowness was highly regarded for his positive style and was credited for the development of many of the Senators' young stars. Bowness remained behind the Senators' bench until November 20, 1995, becoming only the second coach in NHL history to head an expansion team through its first three seasons.

He was then hired by the Islanders on December 30, 1995 and worked two seasons as an Associate Coach. Bowness took over the head coaching duties of the Islanders on January 23, 1997 and led the club to a 16-18-3 record. The following year, in his first full season as the Islanders' Head Coach, he guided the team to a 22-32-9 record in 63 games before being replaced on March 11, 1998. Bowness was instrumental in the development of many of the Islanders young players.

Rick and his wife Judy have three children: Ricky, Ryan and Kristen. Rick's son Ryan was drafted by the Columbus Blue Jackets in the 8th round (236th overall) of the 2001 Entry Draft.



RICK BOWNESS



RYAN WALTER

## RYAN WALTER

### ASSISTANT COACH

**Born:** April 23, 1958

**Birthplace:** New Westminster, BC

**Residence:** Langley, BC

**Family:** Wife, Jennifer; Sons, Ben, Ryan and Joe; Daughters, Christiana and Emma

Ryan Walter was named Assistant Coach on June 17, 2008. Walter joined the club after spending the past 15 years as a well respected and successful business leader.

Walter, 50, enjoyed a 15 year career in the NHL, playing 1,003 regular season games with three clubs including the Canucks. In 1,003 games played, Walter recorded 646 points (264-382-646) and 946 penalty minutes. His greatest on-ice accomplishment came in 1986 when he won the Stanley Cup as a member of the Montreal Canadiens.

The 2nd overall selection by the Washington Capitals in the 1978 NHL Entry Draft, Walter went on to play his first four seasons with the Capitals where he was named team Captain. After wearing the Canadiens sweater for nine seasons, Walter finished his career in his hometown, playing for the Canucks during the 1991-92 and 1992-93 seasons.

Over the past 15 years, Walter earned his Masters of Arts Degree in Leadership/Business and has worked with professional athletes and executives to maximize their physical and mental potential. He has been a successful public speaker, broadcaster, author and business leader.



DARRYL WILLIAMS

## DARRYL WILLIAMS

### ASSISTANT COACH, VIDEO

**Born:** February 29, 1968

**Birthplace:** Labrador City, NF

**Residence:** Vancouver, BC

**Family:** Wife, Nancy; Son, Ben; Daughter, Sophia

Darryl Williams, 40, was named Assistant Coach, Video on August 12, 2008. Williams joins the Canucks from the St. John's Fog Devils of the QMJHL, where he worked the past four seasons as Associate Coach, Video Coordinator and Strength & Conditioning Coach. Prior to joining St. John's, Williams served in a number of coaching capacities including Head Coaching duties with the Kansas City Outlaws of the United Hockey League and Assistant Coach of the Cincinnati Mighty Ducks of the American Hockey League.

The Labrador City, Newfoundland native played 11 seasons in the American Hockey League and International Hockey League, highlighted by a two-game call up to the NHL with the Los Angeles Kings in the 1992-93 season. With his appointment, Williams becomes the first Newfoundland-native to serve in an NHL coaching position in League history.

## DAVE GAGNER

### DIRECTOR, PLAYER DEVELOPMENT

**Born:** December 11, 1964

**Birthplace:** Chatham, ON

**Residence:** London, ON

**Family:** Wife, Jo-Anne; Son, Sam; Daughters, Jessica and Renee

Dave Gagner, 43, joined the club as Director, Player Development on June 19, 2008 and is responsible for working with Vancouver's drafted and young players to assist in their continued growth as professionals.

Gagner spent the past two years as an assistant coach with the London Knights of the Ontario Hockey League. In addition to his work with the Knights, Gagner has built his own player development centre in London to assist players from minor and college hockey in taking the next step in their careers. Gagner's son Sam was the sixth overall selection in the 2007 NHL Entry Draft by the Edmonton Oilers.

The Chatham, Ontario, native played 946 NHL regular season games with seven teams including the Canucks in 1998-99. In 946 games over 15 seasons, Gagner recorded 719 points (318-401-719) and 1,016 penalty minutes. Gagner was the 12th overall selection in the first round of the 1983 NHL Entry Draft by the New York Rangers.



DAVE GAGNER



RON DELORME

## RON DELORME

### CHIEF AMATEUR SCOUT

**Born:** September 3, 1955  
**Birthplace:** North Battleford, SK  
**Residence:** Vancouver, BC  
**Family:** Wife, Joan; Son, Blair; Daughter, Leah

Ron Delorme, 53, is one of the longest-serving members of the Vancouver Canucks. With over 20 years scouting experience and 210 games played at right wing, Delorme has been a member of the Canucks in some capacity since 1981. Delorme coordinates Vancouver's amateur scouting staff and assembles the Canucks draft selection list. He was named Chief Amateur Scout in August 2000.

Delorme was originally drafted by Denver in the 1975 WHA Entry Draft. His rights were then transferred to the Colorado Rockies in July 1976, after the franchise relocated to the NHL. He played in 314 games for the Rockies from 1976-77 to 1980-81 before he was claimed by Vancouver in the NHL waiver draft in October 1981. Delorme played a large role in the Canucks run to the Stanley Cup Finals in 1982 and is probably best remembered by Vancouver fans for his inspirational fight versus Chicago's Grant Mulvey in the Campbell Conference Final.

Delorme played four seasons for the Canucks from 1981-82 to 1984-85, recording 17 goals, 20 assists (37 points) and 383 penalty minutes in 210 games before a knee injury forced his retirement in 1985. In 524 career NHL games, Delorme recorded 83 goals, 83 assists (166 points) and 667 penalty minutes.

#### PHOTO NOT AVAILABLE

BRIAN CHAPMAN Amateur Scout



THOMAS GRADIN  
Associate Head Scout



RAY PAYNE  
Associate Head Scout



HAROLD SNEPSTS  
Amateur Scout



SERGEI CHIBISOV  
Amateur Scout



FRANK KOLLAR  
Amateur Scout



TIM LENARDON  
Amateur Scout




DARRYL YOUNG  
Amateur Scout



ERIC CRAWFORD  
Director of Professional Scouting



LUCIEN DEBLOIS  
Professional Scout



LARS LINDGREN  
Professional Scout



SCOTT MELLANBY  
Professional Scout



JONATHAN WALL  
Director of Hockey Administration



## ROGER TAKAHASHI

### STRENGTH & CONDITIONING COACH

**Born:** September 14, 1967

**Birthplace:** Kamloops, BC

**Residence:** Surrey, BC

**Family:** Wife, Cara; Sons, Sami, Max & Calvin

Roger Takahashi, 41, enters his sixth season as the Canucks Strength and Conditioning Coach after joining the team in June 2003. His responsibilities include specialized hockey conditioning and nutrition programs in-season and off-season, as well as recovery programs for injured players to ensure they return to the Canucks lineup in top physical condition. In addition to training Canucks players, Takahashi is also responsible for training players with the Canucks top minor league affiliates, the Manitoba Moose of the American Hockey League and players of the Victoria Salmon Kings of the East Coast Hockey League. Takahashi works closely with Vancouver's young prospects to educate them on nutrition and the training commitment required at the elite NHL level.

Takahashi graduated from the University of Waterloo with a Bachelor of Science in Science and a Bachelor of Science in Honours Kinesiology in 1991. He has written articles and given talks regarding injury prevention as well as sports training and has lectured at the university level at both Simon Fraser University and the University of British Columbia. He is actively involved in the Canucks Centre for BC Hockey programs as well as with the Strength and Conditioning Coaches of the NHL.

Takahashi was born and raised in Kamloops and now resides in Surrey with his wife, three sons and their nine dogs. He is a member of the British Columbia Association of Kinesiologists, the Sports Medicine Council of British Columbia, and the National Strength and Conditioning Association as a Certified Strength and Conditioning Specialist.



ROGER TAKAHASHI

## IAN CLARK

### GOALTENDING CONSULTANT

**Born:** May 12, 1966

**Birthplace:** Vancouver, BC

**Residence:** Dallas, TX

**Family:** Wife, Debbie; Sons, Morgan, Christopher, Samuel, Collins, and Jason

Ian Clark, 42, enters his seventh season with the Vancouver Canucks as Goaltending Consultant. Clark joined the Canucks on July 31, 2002. A former resident of the Lower Mainland, Clark currently resides in Dallas, Texas and is the founder and President of the Goaltender Development Institute. He is also the Editor-in-Chief of *From the Crease* and *The Goalie News*, leading development publications for goaltenders of all ages and skill levels.

Clark was a member of Team Canada's World Junior Championship coaching staff from 2000-06 and helped lead the team to two Silver medals in 2003 and 2004, and two Gold medals in 2005 and 2006. Recognized as one of the leading educators of the goaltending position, Clark's knowledge and innovative training has attracted high-performance goaltenders at the NHL, minor pro, major junior and NCAA levels.

In 2001-02, Clark worked as the Florida Panthers goaltending consultant. In addition to working with Roberto Luongo, Trevor Kidd and Wade Flaherty, Clark has previously consulted privately with several NHL goaltenders.



IAN CLARK



**PAT O'NEILL**

## PAT O'NEILL

### EQUIPMENT MANAGER

Pat O'Neill enters his 21st year with the Vancouver Canucks. On February 14, 2008, Pat celebrated a significant milestone appearing in the 2,000th game of his NHL career in a game versus the Minnesota Wild. Before joining the Canucks in 1988, O'Neill spent eight seasons with the Winnipeg Jets as an Assistant Equipment Manager. On the international stage, O'Neill has worked for Team Canada at the 2004 and 1990 World Championships in addition to the 1996 World Cup. He has also worked as Equipment Manager at the 1992 and 1988 NHL All-Star Games. On July 4, 1996, O'Neill became the first recipient of the Larry Ashley Award presented to the trainer or equipment manager that best exemplifies the character and commitment to excellence displayed by Ashley throughout his career. O'Neill is an Executive Board Member of the Society of Professional Hockey Equipment Managers (SPHEM). He has two daughters: Brooklyn (11) and Faith (9).



**JAMIE HENDRICKS**

## JAMIE HENDRICKS

### ASSISTANT EQUIPMENT MANAGER

Jamie Hendricks enters his 10th season with the Vancouver Canucks. Initially working as a Dressing Room Attendant, Hendricks was promoted to Equipment Assistant in 2001 and in 2005 moved to his current role as Assistant Equipment Manager. Hendricks experienced the game from the unique perspective of a player when at a Canucks Superskills competition, held before a sold out crowd at General Motors Place, he played in goal opposite Alex Auld. A member of SPHEM, Jamie lives in Maple Ridge, BC with his wife Lynse and daughters: Sydney and Kylie.



**BRIAN HAMILTON**

## BRIAN HAMILTON

### EQUIPMENT ASSISTANT

Brian "Red" Hamilton has been a member of the Vancouver Canucks training staff for six years and enters his fourth season in his current role as Equipment Assistant. Prior to joining the Canucks, Red worked 13 seasons with the BC Lions of the Canadian Football League from 1989 to 2001. His tenure with the Lions included two Grey Cup Championships in 1994 and 2000. A member of SPHEM, Red and his wife Corine, live in Cloverdale, BC.

## MIKE BURNSTEIN

### HEAD ATHLETIC TRAINER

Mike Burnstein enters his 14th year as Head Athletic Trainer with the Vancouver Canucks. Prior to joining the Canucks, Burnstein was Head Athletic Trainer for two seasons with Vancouver's AHL Affiliates (Hamilton Canucks & Syracuse Crunch). Burnstein's international experience includes serving as an Athletic Trainer for Team Canada at the 2005, 1999 and 1998 World Hockey Championships. On November 6, 2007 Burnstein reached a significant milestone working his 1,000th professional hockey game. A graduate of Sheridan College, Burnstein is a certified member of the National Athletic Therapist Association and a member of the Canadian Athletic Therapy Association and Professional Hockey Athletic Trainers Society. Mike lives in White Rock, BC with his wife Nicole and children, Abbey and Lukas.



MIKE BURNSTEIN

## JON SANDERSON

### ASSISTANT ATHLETIC TRAINER

Jon Sanderson enters his 10th year with the Vancouver Canucks Medical Staff. His previous experience includes working for the BC Lions of the Canadian Football League. In 2006, Sanderson was a member of the medical staff for the Men's Olympic Hockey Team in Torino, Italy. Sanderson graduated from Sheridan College in Oakville, Ontario and the West Coast College of Massage Therapy in Vancouver and is a certified member of the National Athletic Trainers Association, the Canadian Athletic Therapy Association, Professional Hockey Athletic Trainers Society and a Registered Massage Therapist. Jon lives in Port Coquitlam, BC with his wife Catherine, daughter Kate, son Cooper and dog Jessie.



JON SANDERSON

## MARTY DUDGEON

### ASSISTANT ATHLETIC TRAINER

Marty Dudgeon enters his eighth season with the Vancouver Canucks. Dudgeon previously served as Head Therapist for the Toronto Maple Leafs Baseball Club. In 1998, Dudgeon worked with the Toronto Blue Jays Baseball Club. A graduate of Brock University with an Honours Diploma from Sheridan College in Sports Injury Management, Dudgeon is a member of the Canadian Athletic Therapists Association and the Professional Hockey Athletic Trainers Society. Marty lives in Langley, BC with his wife Julie and son Jordan.



MARTY DUDGEON

## MEDICAL STAFF



DR. BILL REGAN  
Team Doctor



DR. MIKE WILKENSON  
Team Doctor




DR. JEFFREY NORDEN  
Team Dentist



DR. SID SHEARD  
Team Chiropractor



DR. ALAN R. BOYCO  
Team Optometrist





## LINDEN'S LEGACY

June 11, 1988 will forever stand as one of the brightest days in Vancouver Canucks history. With the second overall pick in the NHL Entry Draft, former General Manager, Pat Quinn selected Medicine Hat-native, Trevor Linden.

Trevor joined the Canucks shortly after reaching pinnacles of success in the WHL with the Medicine Hat Tigers, and on the international stage with Team Canada. He and his Medicine Hat teammates captured two consecutive Memorial Cup Championships in '87 and '88. In 1988, Trevor and his Team Canada teammates skated to a gold medal at the World Juniors.

Less than four months after being drafted, Trevor dressed in his first NHL game with the Canucks. He ended the season sharing the team scoring lead with 30 goals, including two hat tricks. His 59-point campaign earned him a nod as *The Hockey News* Rookie-of-the-Year and a runner-up finish in voting for the Calder Trophy.

Following an impressive sophomore year, Trevor took his first step into a role made seemingly just for him. The lanky forward played out his third season as one of three rotating captains for the Canucks. That same year he led the Canucks in scoring with a 70-point effort, and dressed as the youngest player in the NHL All-Star game.

As a fresh-faced 21-year-old, Trevor took on full duties as team captain, becoming the youngest in the NHL. Early into his tenure, the Canucks went on a deep and memorable Playoff run all the way to Game 7 of the Stanley Cup Finals versus the New York Rangers in the 1993-94 season. Trevor led his team through hard-

ship on and off the ice during the long Playoff run, most notably by contributing 25 points (12-13-25) in 24 Playoff games. Beyond his natural leadership abilities, Trevor gained a reputation as a clutch Playoff performer. Through 124 Playoff games over 19 NHL seasons, Trevor amassed 99 points (34-65-99). True to form, Trevor scored when needed most in his final Playoff year, earning seven points in 12 games, including two game-winners to lead the team in 2007.

Trevor announced his retirement, June 11, 2008, exactly 20 years after first joining the Canucks. His 1382 regular season games put him 32nd on the all-time list. His 375 goals rank tied for 94th all-time and his 867 points place him 99th in NHL history.

At the culmination of his career, the Canucks organization offered Trevor the club's highest honour with the retirement of his Number 16. The gesture recognizes a career of commitment and devotion that embodied Trevor Linden's relationship with Vancouver and the NHL. He retired as the Canucks all-time leader in games played (1140), assists (415) and is second in goals (318) and points (733). His 118 games, 34 goals, 61 assists and 95 points in the Playoffs are all club records.

Equally important as his on-ice success was Trevor's tireless devotion to community—something the League would recognize him for by awarding him both the King Clancy Memorial Trophy (1997) and the NHL Foundation Player Award (2008). Both awards recognize NHL players for leadership qualities and significant contributions within their communities.



## CANUCKS FOR KIDS FUND SIGNATURE PROGRAMS



### CANUCKS FOR KIDS FUND

The Vancouver Canucks charitable arm is the Canucks for Kids Fund which dedicates its resources to assist charities who support children's health and wellness, foster the development of grassroots hockey, and facilitate and encourage education in British Columbia. Over the past twenty-two years, with the support of Canucks fans, the Canucks for Kids Fund has contributed nearly \$25 million to charities in BC.

**Board of Directors:** Paolo Aquilini, President; Chris Zimmerman, Vice President; Jamie Pitblado, Treasurer; Pamela Keith; Senator Larry Campbell; Dr. Paula Gordon



### CANUCK PLACE CHILDREN'S HOSPICE

The Canucks for Kids Fund supported Canuck Place with a charitable grant of \$1.7 million in the 2007-08 season. Canuck Place Children's Hospice offers specialized care for BC children living with life-threatening or life-limiting conditions. The program is unique in that it offers world-class health care within a home-like environment. Services include 24-hour/seven days-a-week nursing and physician support, respite care, end-of-life care, pain and symptom management, school, music and play therapy, recreation opportunities, and counseling services. Since 1995, the Canucks, with the support of the fans, have donated over \$20 million to this wonderful home away from home.



### BC CHILDREN'S HOSPITAL FOUNDATION

BC Children's Hospital and the Vancouver Canucks share a strong relationship. The Canucks for Kids Fund has dedicated over \$1 million to the hospital in the last decade. Currently the Fund is supporting several initiatives; the Child and Adolescent Mental Health Building, the BC Children's Hospital Centre for Childhood Diabetes, Jeans Day, HSBC Child Run, BC Children's Hospital Diabetes Fellowship and the Gastroenterology operating suite.

### 2007 GRANT RECIPIENTS

The Canucks for Kids Fund proudly supplied grants to the following recipients in the areas of health and wellness, grassroots hockey, and education: C.H.I.L.D. Foundation for an Endoscopy suite at BC Children's Hospital, \$250,000 over two years; BC Children's Hospital Foundation for the Child & Adolescent Mental Health Building, \$250,000 over three years; Canucks Autism Network, \$224,327; Phoenix Academy of Learning Society in support of children with Autism, \$175,000 over three years; Britannia Community Services for Canucks Family Education Centre literacy programs, \$100,000; BC Children's Hospital Centre for Childhood Diabetes, \$200,000 over two years; Hockey Canada for minor hockey skills development in BC, \$75,000 over three years; Arts Umbrella for the Sarah McLachlan Summer Music Outreach Program, \$60,000 over three years; Ronald McDonald House of BC, \$54,000; NHLPA Goals & Dreams for KidSport BC, \$71,679; YWCA Teen Mother's Parenting Program, \$30,000 over three years; Britannia Hockey Academy, \$25,000; Templeton Secondary School "Big Dreams" Program, \$20,000; BC Epilepsy Society, \$10,000; CNIB, \$10,000; Family Services of Greater Vancouver, \$10,000.

## CANUCKS FOR KIDS FUND PROGRAMS



### FIN'S FRIENDS

Supported by the Canucks for Kids Fund, the Vancouver Canucks education initiative, Fin's Friends, currently reaches over 1,500 classrooms in over 50 school districts serving over 30,000 students around the province. It is a program for primary students K to Grade 3 specifically designed to teach the basic elements of character education and social responsibility. In the 2008-09 school year, Fin's Friends will expand to grade three program and kindergarten, grade one and grade two programs, will be available in French.





## CANUCKS FAMILY EDUCATION CENTRE

The Vancouver Canucks and the Canucks for Kids Fund have committed over \$400,000 to family literacy in BC, forming an alliance with Britannia Community Centre and the Vancouver Sun Raise-a-Reader program. The Canucks Family Education Centre's (CFEC) mandate is to positively impact low literacy levels on Vancouver's east side by providing a coordinated, comprehensive, integrated services approach to family literacy and lifelong learning. The Centre delivers four targeted programs to seven elementary school literacy centres serving over 500 children and families with a combination of both full-time and part-time staff and a number of volunteers.



## CANUCKS CENTRE FOR BC HOCKEY

Supported by the Canucks for Kids Fund and in partnership with BC Hockey, the Canucks Centre for BC Hockey is a direct link to over 60,000 minor hockey players throughout BC. The Centre is committed to creating opportunities for grassroots hockey players of all ages, levels and backgrounds by assisting in the development and recognition of female hockey, minor hockey initiation, and the skill improvement of players and coaches. Each year, the Centre programs engage minor hockey players, coaches, and parents the opportunity to visit General Motors Place and benefit from interaction with the Canucks players, coaching staff and administrators.

# Teck

## TECK COMINCO MINI-MINOR PROGRAM

The Teck Cominco Mini Minor Hockey Program provides 10 different Novice-aged registered BC Hockey teams to play at General Motors Place during the intermission of 10 selected home games. Last year over 550 minor hockey players, coaches and their families enjoyed the opportunity to shine on the ice.



## CANUCKS FEMALE JAMBOREE

In a celebration of the growth of female hockey in BC, the Canucks and BC Hockey host a weekend tournament that provides an opportunity for over 200 female minor hockey players, aged 7-13 of any skill level, to play with their peers from around the province in a fun, fair, and non-competitive environment.



## COACHING DAY IN BC

This free, one-day coaching workshop presented by Tim Horton's is attended by over 200 coaches from across the province looking to improve their skills as coaches. The workshop gives minor

hockey coaches the opportunity to experience a Canucks game-day practice and hear inspiring words from Canucks Head Coach, Alain Vigneault, Canucks coaching staff, and representatives from BC Hockey and Hockey Canada.



## BC HOCKEY TEAM FIRST & PENALTY-FREE CHALLENGE

The Team First initiative is a BC Hockey program that promotes fair play, respect, and teamwork. Hundreds of minor hockey teams submit hand written entries explaining how their minor hockey team will accomplish one of these initiatives throughout the hockey season. The Penalty-Free Challenge is awarded to two teams that successfully play a penalty-free game. The winning teams receive an on-ice experience at General Motors Place with an exclusive tour of the arena.



## HOCKEY DAY IN CANADA

This nation-wide event presented by CBC includes a province-wide poster contest that provides a once in a lifetime opportunity for a BC minor hockey team. Winning teams take in a Vancouver Canucks home game and experience General Motors Place.



## MCDONALD'S IN THE LINEUP

At every Canucks home game, one lucky minor hockey player is given the opportunity of a lifetime as they are featured in the Canucks' starting line-up. The chosen boy or girl skates on to the ice and stands with their Vancouver Canucks hockey heroes during the singing of the national anthem at General Motors Place. After the on-ice experience, the honorary Canuck and his or her parent enjoy the rest of the game in their VIP seats. Over 42 minor hockey players from across the province enjoyed the McDonald's in the Lineup experience last season.



## CAN: CANUCKS AUTISM NETWORK

The Canucks Autism Network (CAN) is an independent charitable organization supported by the Canucks for Kids Fund. CAN provides high quality recreational, sports, social and vocational development programs for individuals and families living with autism and aims to build capacity through community networks across British Columbia. CAN's first phase of development focuses on creating free and accessible recreational opportunities that provide a supervised, safe and embracing environment the entire family can enjoy together. So far these activities have included regularly scheduled behind-the-scenes tours of General Motors Place, a free summer soccer camp at General Motors Place for children with autism and their siblings, and a getaway to Zajac Ranch for Children at Stave Lake just outside Mission.

## CANUCKS FOR KIDS FUND SIGNATURE EVENTS

### BEHIND THE BENCH COACHES EXPERIENCE

#### BEHIND THE BENCH COACHES EXPERIENCE

Over 100 minor hockey coaches from across the province have the opportunity to attend the morning practices of both the Canucks and their upcoming opponents. Seminars from leaders within the hockey community are also included. The event is topped off with a ticket to the game that evening.



#### MINOR HOCKEY WEEK

In celebration of Minor Hockey week in BC, ten lucky minor hockey boys and girls are selected by the Canucks Centre for BC Hockey and BC Hockey to accompany the Vancouver Canucks starting line-up for the opening warm-up skate and anthem.

#### MINI MINOR HOCKEY PROGRAMS

The Canucks Timbits Hockey program is a new opportunity this year for 10 different Novice-aged timbit teams to play in front of the crowd at General Motors Place during the intermission of 10 selected home games



#### FIRST STRIDES INITIATION PROGRAM

This is a great opportunity for minor hockey Initiation players and coaches to visit General Motors Place. The emphasis on this one day event is developing skills, having fun, and allowing young players to take their "first strides" in becoming a good person as well as an accomplished athlete. Nearly 160 children under the age of eight attended the most recent First Strides program.



#### DICE & ICE PRESENTED BY HSBC

Dice & Ice, presented by HSBC, is the team's signature charitable event in support of the Canucks for Kids Fund. Dice & Ice features a funny money casino, silent and live auctions, and a gourmet three-course meal. In 2008, the event raised \$340,000 for the Canucks for Kids Fund, BC Children's Hospital and Canuck Place Children's Hospice. The 2008 gala was themed after James Bond's "Casino Royale".



#### CANUCKS FOR KIDS FUND TELETHON, PRESENTED BY CHEVROLET

The Canucks for Kids Fund Telethon, presented by Chevrolet, is a radio and television telethon with all proceeds going to Canuck Place

Children's Hospice. During the 2007-08 NHL season, the CFKF Telethon raised almost \$1 million in phone/online donations and recognition of fundraising events throughout the year. Wives and significant others of the players play a key role by answering phones on the celebrity panel located on the concourse of General Motors Place during the game.



#### CANUCKS FOR KIDS FUND 50/50

The Canucks for Kids Fund leads the NHL in charity dollars raised through this program having generated over \$2.16 million in the 2007-08 season. Half of the net funds were donated to Canuck Place Children's Hospice with the remainder going to the winner of each game's 50/50 draw. This program is also partnered with UBC and SFU Athletics. Varsity athletes volunteer to sell tickets and in return also have an opportunity to raise funds for their university athletic programs.



#### CANUCKS SUPERSKILLS PRESENTED BY McDONALD'S

SuperSkills, presented by McDonald's, is hosted each year at General Motors Place. The competition reveals the winners of the Hardest Shot, Fastest Skater, Pass & Score, Shooting Accuracy, Puck Control Relay, and Breakaway Relay. Canucks players are joined on-ice by minor hockey players who compete alongside the pros in the same skill categories. Last season, with the support of Canucks fans, SuperSkills raised in excess of \$130,000 for Canuck for Kids Fund, Ronald McDonald House of BC and NHLPA Goals & Dreams Fund for KidSport BC.



#### JAKE MILFORD CANUCKS CHARITY INVITATIONAL

The entire Canucks roster and over 25 members of the Canucks Alumni play in this charity golf tournament now benefiting both the BC Hockey Benevolent Association (BCHBA) and the Canucks for Kids Fund. Celebrating its 25th anniversary this year, the "Jake" is proudly presented in Jake Milford's memory and in support of the BCHBA. This year the Vancouver Canucks will continue the tradition of excellence and partner to support BC children.



#### YVR GOLF FOR KIDS

The YVR Golf for Kids event has been supporting Lower Mainland children's charities since 1991 and the Canucks for Kids Fund is honoured to be one of its primary beneficiaries. In 2007, YVR Golf for Kids raised \$270,000 in net proceeds for donation to children's charities. Of that, \$220,000 was donated to the Canucks for Kids Fund in support of Canuck Place Children's Hospice and other Canucks for Kids Fund children's programs. No longer just a golf tournament, this event has quickly become one of BC's most popular and successful gala fundraisers, donating over \$1.5 million to Canuck Place and other children's charities since its inception.

## CANUCKS FOR KIDS FUND SIGNATURE CHARITY PARTNER EVENTS



### THE SPORTS CELEBRITIES FESTIVAL

The Sports Celebrities Festival is a magical evening saluting the power of the human spirit. It is about young people gaining confidence, acceptance and recognition. Players, alumni and management from the Vancouver Canucks share an evening with Vancouver's business elite and each table's guest of honour is a BC Special Olympics athlete.

CanWest



### RAISE-A-READER

On Raise-a-Reader Day, high profile members of the community including Vancouver Canucks players, coaches, management, and alumni gather on downtown streets and sell copies of a special edition Vancouver Sun newspaper. The purpose of Raise-a-Reader Day is to raise money and awareness for early childhood literacy, literacy support materials, and programs throughout the province, including the Canucks Family Education Centre. The Vancouver Canucks and the Canucks for Kids Fund have granted \$400,000 to CFEC to positively impact low literacy levels on Vancouver's east side. Since 2001, the Vancouver Raise-a-Reader campaign has raised more than \$2 million.

## OTHER CANUCKS COMMUNITY PROGRAMS



### DONATIONS IN KIND

The Vancouver Canucks strive to support fundraising events throughout British Columbia by donating team merchandise and memorabilia. The program donates to over 400 fundraising events each season in support of children's health and wellness, education, and grassroots hockey.

### LUI'S CREASE CLUB

Each season, Roberto Luongo purchases an executive suite and donates the tickets to local children's charities for children who would not otherwise have the opportunity to attend a hockey game. Each child is provided with a Lui's Crease Club t-shirt, food and beverage, and if commitments allow, a post-game visit from Roberto.



### CANUCKS TICKETS FOR KIDS

With the support and generosity of Canucks Season Ticket Holders and sponsor partners, this program provides complimentary tickets to select children's charities.



SEVENTH GENERATION

### SEVENTH GENERATION CLUB

This program was created to empower British Columbia's First Nations students to strive for excellence by encouraging students to celebrate their native culture, stay in school, make healthy lifestyle choices, and participate in the community. The Canucks have provided thousands of dollars in merchandise to aid in the Club's fundraising efforts and student incentives. In addition, the Canucks also provide content for a Club daytimer and a bi-monthly newsletter. The program has successfully reached over 7500 First Nations students annually for nearly ten years.

### PROVINCE EMPTY STOCKING FUND

The Vancouver Canucks wives and girlfriends partner with the Province Empty Stocking Fund during the holiday season and host a balloon raffle on the concourse at General Motors Place during two home games in the month of December. Through the sales of these prize balloons, the wives and girlfriends raised nearly \$11,000 for the Lower Mainland Christmas Bureau in support of needy families during the holiday season.

### SCHOLARSHIPS

The Vancouver Canucks Alumni through the BC Benevolent Association offer a number of scholarships each season to deserving students and minor hockey players in recognition of academic achievement and commitment to school and community service. Canucks scholarships include: the newly named Stan Smyl Scholarship – \$3,000, Vancouver Canucks Scholarships – \$750 (three each) and the Vancouver Canucks Community Service Bursary – \$500. The Canucks Alumni provide the Larry Ashley Scholarship which is valued at \$2,500 per annum for students in the fields of sports medicine or athletic training.





## ABOUT THE VANCOUVER CANUCKS ALUMNI

Despite the fact that the Vancouver Canucks didn't enter the NHL until 1970, the Alumni group was conceived in 1952 by the Canucks of the Western Hockey League. The alumni began with Hall of Famers Babe Pratt and Cyclone Taylor, who organized a benefit game for a local amateur player whose wife had become seriously ill. This eventually grew into the BC Hockey Benevolent Association (BCHBA) – a registered non-profit society – designed to assist former players and their families who had fallen on hard times. Since that time, the scope of the BCHBA has broadened and over the next four decades, the group expanded and raised nearly \$2 million for charity.

### THE ALUMNI AND THE COMMUNITY

#### Canucks Alumni BCHL Scholarships

For nearly a decade, Orland Kurtenbach, the Canucks original captain, headed up an Alumni committee which provides scholarship opportunities (four per year at \$3,000) for hockey playing youngsters from the BC Junior League to attend the University of British Columbia. Kurtenbach was a natural to spearhead this initiative, having coached several years in the BCHL with Richmond and Chilliwack. Recently, Kurtenbach handed over the reins to fellow ex-Canuck Gerry O'Flaherty, while taking on the task of BCHL marketing director. He works alongside another Canuck alumnus, John Grisdale, who is the League Commissioner. Over the years, more than 20 youngsters have graduated from the BCHL to pursue scholarships to UBC.

#### Larry Ashley Scholarship

The Canucks Alumni initiated the Larry Ashley Scholarship over ten years ago. Ashley was a longtime athletic trainer



of the NHL Canucks and passed away from cancer in 1995. Widely recognized as a leader in his field, Ashley's name now lives on via the Larry Ashley Scholarship Program. It provides scholarship funds of \$2,500 per year to academically qualified BC students pursuing post-secondary studies in the fields of sports medicine and/or athletic training. A major contributor of funds to sustain this program is the annual Larry Ashley/Allan McGavin Golf Classic, a tournament which features the presence of a variety of ex-Canucks and members of the sports medicine fraternity.

#### PCHA Scholarships

The Vancouver Canucks Alumni offer a number of scholarships each season to deserving students and minor hockey players in recognition of academic achievement and commitment to school and community service. Canucks scholarships include: Arthur Griffiths Scholarship, Vancouver Canucks Scholarship, and the Vancouver Canucks Community Service Bursary.

## PLAYING AGAINST VANCOUVER CANUCKS ALUMNI HEROES

Each year the Canucks Alumni team travels throughout British Columbia to participate in charity games with fans from all over the province. The Alumni have travelled to a number of BC cities, including Kitimat, Smithers, Port Hardy, Rossland, Williams Lake, Comox, Victoria and Merritt, to name a few. Slapshots and hitting are no-no's but pretty well everything else goes. Pies-in-the-face, buckets of water thrown on the opposition bench, bribing the officials, a Superman sighting...all are part of the Alumni's road games.

In return for their performances, the BC Hockey Benevolent Society receives expense money for travel or accommodation (if applicable) plus a modest stipend which goes directly into the scholarship maintenance program. Any funds over and above are left in the community in which the game is played and go to minor hockey or other local causes. For more information on bringing the Alumni to your town click or call the Canucks Centre for BC Hockey at 604.899.7770.

### What is the Canucks Alumni today?

The Canucks Alumni are a group of over 100 hockey people living mostly in the Lower Mainland. Membership is also extended to alumni living out of the area and the province. The group is unique in that former pros are welcome, not just ex-Canucks. Canucks Alumni have Bill Ranford, Mark Lofthouse and Gary Nylund as card-carrying members, even though they did not play for Vancouver. The bottom line is that the Canuck Alumni has the luxury of being able

to ice not just one, but two teams at any given time. This, in part, is a tribute to the city of Vancouver being such a desirable Canadian retirement destination.

## ALUMNI PRESIDENT

Gerry "Driller" Sillers was born and raised in Saskatoon where he played junior for the Blades with his longtime buddy Bobby Schmutz. He moved west to attend Simon Fraser University and turned pro with the Western League Canucks in 1968-69. He played four seasons with their NHL affiliate, the Rochester Americans of the AHL, a team for which the flamboyant Don Cherry both played and coached. He also played briefly with Portland of the WHL. Following his playing career, he became an enthusiastic member of the Canucks alumni organization and in 1989, became its president, a post he still holds.

### Canucks Alumni Board:

Gerry Sillers, Bob Murray, Orland Kurtenbach, Mickey McDowell, Bill Ranford, Kirk McLean, Ernie Dougherty, Chris Oddleifson, Dennis Kearns, Dave Cannon.







Photo Credit: Hockey Canada

## STRAIGHT FROM THE HEART

His signature, beaming smile said it all. After scoring his first NHL goal, Vancouver Canucks budding defenceman, Luc Bourdon, couldn't help but smile. All his years of hard work, sacrifice and commitment were finally beginning to pay off.

Luc's road to success in the NHL started long before his November 16, 2007 goal. And much longer before being selected 10th overall by the Vancouver Canucks in the 2005 NHL Entry draft. It was years of early morning practices in his hometown, Shippagan, New Brunswick; a series of international competitions dressing for Team Canada, and time in the QMJHL and AHL, that earned Luc rank as an NHL caliber defenceman. It was his affable demeanor that won him a faithful following.

Luc's uncanny ability to maintain poise and a level of light-heartedness, while under pressure, is what made him a favourite among fans, teammates and coaches alike. On the ice, Luc showed his poise by delivering the right play at the right time—like at the 2007 World Junior Championships. Luc forced overtime with a late goal in the semi-final game against Team USA. He and his Canadian teammates went on to win that game and the next, capturing a second consecutive gold medal. That semi-final performance would become just another example of Luc coming through when needed the most.

Off the ice, Luc kept his teammates at ease with his unassuming sense of humour. And though described as quiet by

many, one thing that rang loud and clear was Luc's devotion to unity and team. In any situation, teammates could count on Luc to be there for them. That same loyalty on-ice translated off-ice too. Despite his success in the NHL, Luc never forgot his roots, returning to Shippagan in the off-season and giving back with his time and resources.

This very legacy of loyalty, combined with his winning smile and devotion to the game will forever be etched in the hearts of Canucks fans everywhere. His relationship with Vancouver's faithful started even before Luc dressed in a Canucks uniform. Many will recall his memorable performance at the 2006 World Junior Championships. At the tournament, Luc showcased his ability to deliver timely, jarring hits in his own end and then turn around and pot a timely goal at the other end. That performance would earn him a spot on the tournament all-star team, and a supportive following of "Luuuuuuuuc" fans that would root him all the way up to the big leagues.

Once there, his 36 NHL games were enough to show that he was evolving into the standout player he'd long been touted to become. He finished the 2007-08 season 13th among rookies with a plus-7 rating through 27 games. But more important than any statistic or ranking was the passion that he brought to the team night in and night out. More than any number, it's his big heart and bigger smile that will always be remembered.

## THE PLAYERS



**WE ARE ALL CANUCKS**



## CAREER STATS

**MOST GOALS IN A GAME** 2

FIVE TIMES LATEST FEB. 27/08 vs NSH

**MOST ASSISTS IN A GAME** 2

SEVERAL TIMES LATEST MAR. 14/08 vs CAR

**MOST POINTS IN A GAME** 3

THREE TIMES LATEST FEB. 27/08 vs NSH

**CAREER HAT TRICKS** 0

**GAME WINNING GOALS** 5

LATEST MAR. 11/07 vs EDM

**POWER PLAY GOALS** 12

LATEST JAN. 19/08 vs DET

**SHORT HANDED GOALS** 4

LATEST APR. 15/06 vs ANA

**OVERTIME POINTS** 0-1-1

**SHOOTOUT RECORD** 0-2

**PENALTY SHOT RECORD** 0/0



## REGULAR SEASON

## PLAYOFFS

SEASON	CLUB	LEA	GP	G	A	PTS	PIM	GP	G	A	PTS	PIM
2001-02	Moncton	QMJHL	66	31	28	59	51	-	-	-	-	-
2002-03	Moncton	QMJHL	71	49	52	101	90	2	1	0	1	2
2003-04	Moncton	QMJHL	66	36	46	82	80	20	7	10	17	17
2004-05	Moncton	QMJHL	68	35	36	71	114	12	6	13	19	22
2005-06	San Jose	NHL	39	14	13	27	35	11	1	5	6	8
	Cleveland	AHL	49	20	23	43	33	-	-	-	-	-
2006-07	San Jose	NHL	62	15	16	31	29	11	0	1	1	2
	Worcester	AHL	10	3	4	7	2	-	-	-	-	-
2007-08	San Jose	NHL	59	13	10	23	62	-	-	-	-	-
	Buffalo	NHL	17	3	6	9	2	-	-	-	-	-
NHL TOTALS			177	45	45	90	128	22	1	6	7	10

## NHL FIRSTS

**First Game** Nov. 4/05 at ANA  
**First Goal** Nov. 12/05 at DAL  
**First Assist** Feb. 2/06 vs MIN

## STREAKS

**Goals** 3 games Mar. 26-30/06: 3 goals  
**Assists** 3 games Three times (Nov. 9-13/06: 3 assists)  
**Points** 5 games Twice (Nov. 9-18/06: 3-4-7)

## HONOURS

QMJHL Second All-Star Team: 2003, 2004  
 QMJHL All-Rookie Team: 2002  
 CHL All-Star Team: 2002-03

## ACQUIRED

Originally acquired from the Buffalo Sabres on July 4, 2008 in exchange for a second round Draft pick in 2010 and third round pick (Los Angeles' selection) in 2009.

## PERSONAL

Favourite musicians are The Killers, movie is *Talladega Nights: The Ballad of Ricky Bobby*, actor and actress are Will Ferrell and Scarlett Johansson, and television show is *Prison Break*...Lists the Quebec Nordiques as his favourite team while growing up and the New York Yankees as his favourite team outside of hockey...Enjoys visiting New York City...Is an avid golfer and tennis player...Would work with computers if he was not in hockey...Mario Lemieux is his hockey idol...Says the best part about growing up in Quebec was being able to play hockey outdoors in the winter...Non-sports idol is novelist John Grisham.

## CAREER HIGHLIGHTS

**2007-08:** Played his first game as a Sabre tying career game highs in goals (2) and points (3), Feb. 27 at NSH...Tied career highs for most assists (2) and points (3) in a game, Dec. 29 at NSH. **2006-07:** Set a career high for goals (15) and points (31) in a season...Recorded at least one point in five consecutive games (3-4-7) Nov. 9-18. **2005-06:** Recorded Playoff assists in three consecutive games (0-3-3) from May 7-10...Recorded his first career Playoff point with the game-winning goal, Apr. 25 vs NSH...His 18.7 percent shooting percentage led all Sharks with 30-plus games played...Recorded his first career multi-point game (2-1-3), Mar. 9 vs EDM. **2004-05:** First on team in goals, assists, points and PIMs during the Playoffs...Led team and finished regular season ranked 23rd in CHL in points (35-36-71)...Also led the team in goals, assists, points, game-winning goals and power play goals...Named QMJHL Offensive Player of the Week and Canadian Hockey League Player of the Week for period ending Oct. 31...Named to Team QMJHL in the ADT Canada-Russia Challenge. **2003-04:** First on team in points (6-13-19), tied for 2nd in goals (6), tied for 1st in assists (19) and T-2nd in GWG (2) in the post season...Finished tied for 12th in QMJHL scoring (36-46-82), 10th in goals (36), 17th in assists (46) and fifth in plus/minus (+39).

## INTERNATIONAL

World Championship Under-18 Tournament: 2003 (Gold)



## BERNIER vs NHL

TEAM	GP	G	A	PTS	PIM
Anaheim	16	4	0	4	4
Atlanta	1	0	0	0	0
Boston	3	0	0	0	0
Buffalo	1	0	0	0	0
Calgary	10	2	1	3	6
Carolina	2	1	2	3	0
Chicago	8	1	1	2	8
Colorado	10	2	3	5	2
Columbus	5	3	0	3	6
Dallas	16	3	3	6	15
Detroit	9	2	2	4	2
Edmonton	7	3	3	6	0
Florida	1	0	0	0	0
Los Angeles	14	4	4	8	8
Minnesota	9	4	2	6	0
Montreal	3	0	0	0	0
Nashville	8	4	5	9	23
New Jersey	2	0	0	0	2
NY Islanders	2	0	2	2	0
NY Rangers	2	0	0	0	0
Ottawa	2	0	0	0	0
Philadelphia	3	0	4	4	0
Phoenix	16	4	5	9	40
Pittsburgh	3	0	1	1	4
St. Louis	6	5	4	9	4
Tampa Bay	2	0	0	0	2
Toronto	4	1	1	2	0
Vancouver	10	2	2	4	2
Washington	2	0	0	0	0

**Totals** 177 45 45 90 128

## NHL MILESTONES

**100th NHL Game:** Apr. 5/07 vs CGY



## CAREER STATS

MOST GOALS IN A GAME

1

SEVERAL TIMES LATEST MAR. 6/08 vs NSH

MOST ASSISTS IN A GAME

3

MAR. 30/08 vs CGY

MOST POINTS IN A GAME

3

TWICE LATEST MAR. 30/08 vs CGY

CAREER HAT TRICKS

0

GAME WINNING GOALS

3

LATEST OCT. 21/07 at CBJ

POWER PLAY GOALS

7

LATEST OCT. 21/07 at CBJ

SHORT HANDED GOALS

0

OVERTIME POINTS

0-2-2

SHOOTOUT RECORD

0/1

PENALTY SHOT RECORD

0/0



## REGULAR SEASON

## PLAYOFFS

SEASON	CLUB	LEA	GP	G	A	PTS	PIM	GP	G	A	PTS	PIM
2000-01	Bowling Green	NCAA	35	4	9	13	90	-	-	-	-	-
2001-02	Bowling Green	NCAA	40	5	10	15	68	-	-	-	-	-
2002-03	Bowling Green	NCAA	34	8	17	25	92	-	-	-	-	-
2003-04	Bowling Green	NCAA	38	7	15	22	66	-	-	-	-	-
	Manitoba	AHL	4	0	2	2	2	-	-	-	-	-
2004-05	Manitoba	AHL	80	12	27	39	192	14	1	1	2	52
2005-06	Vancouver	NHL	39	0	6	6	77	-	-	-	-	-
	Manitoba	AHL	23	3	17	20	73	13	0	10	10	38
2006-07	Vancouver	NHL	81	12	30	42	134	9	0	0	0	20
2007-08	Vancouver	NHL	34	2	10	12	90	-	-	-	-	-
	Manitoba	AHL	1	0	1	1	2	-	-	-	-	-
VANCOUVER/NHL TOTALS			154	14	46	60	301	9	0	0	0	20

## NHL FIRSTS

**First Game** Oct. 19/05 vs LA  
**First Goal** Oct. 13/06 vs SJ  
**First Assist** Jan. 5/06 vs CHI

## STREAKS

**Assists** 4 games Dec. 26/06-Jan. 2/07: 5 assists  
**Points** 5 games Dec. 22/06-Jan. 2/07: 1-5-6

## HONOURS

Babe Pratt Trophy (Canucks Most Outstanding Defenceman): 2006-07  
 Fred J. Hume (Canucks Unsung Hero): 2006-07  
 AHL All-Rookie Team: 2005  
 AHL-CCHA Honorable Mention: 2003-04

## ACQUIRED

Vancouver's 5th choice, 151st overall in the 2001 NHL Entry Draft.

## PERSONAL

Kevin grew up a fan of Yzerman and Cam Neely...His favourite band is the Tragically Hip...Favourite TV show is *Gossip Girl*... Last movie seen was Pacino's 88 Minutes...Favourite Hockey Memory is his first NHL Game...Hobbies include poker and golf.

## CAREER HIGHLIGHTS

**2007-08:** Scored his first goal since returning from injury, Mar. 6 vs NSH...Missed 47 games due to a leg injury... Scored the game-winner, Oct. 21 vs CBJ. **2006-07:** Made NHL Playoff debut, appearing in nine post season games...Logged 54:27 of ice time to lead all Canucks players and finished a plus one, Apr. 11 vs Dallas...Set career highs in goals (12), assists (30), points (42), games played (81) and most points in a game (3 - Oct. 13 vs SJ)... Finished tied for 24th in scoring among NHL defencemen with 42 points...Led Canucks defencemen in points (42) and assists (30) and was second among Canucks skaters in average ice time per game (24:16)...Scored his second goal in as many games, had one assist and was named third star, Feb. 22 at LA...Recorded his first NHL goal, two assists and named second star, Oct. 13 vs SJ. **2005-06:** Tallied eight assists in the North Division Finals...Netted his first AHL goal of the season along with one assist, Apr. 9 at Hamilton...Earned his first multi-point NHL game with two assists, Feb. 6 vs CBJ. **2004-05:** Collected an assist Apr. 29 vs St. John's in series-clinching win...Scored a goal in first career pro Playoff game, Apr. 20 at St. John's...Played in all 14 Moose Playoff games...Registered the first two-goal game of his career, Jan. 1 vs Chicago...Scored first career professional goal and added an assist, Nov. 11 at Cleveland. **2003-04:** Played in four games with Manitoba at the end of the season, registering two assists and two PIM.



## BIEKSA vs NHL

TEAM	GP	G	A	PTS	PIM
Anaheim	6	1	0	1	39
Atlanta	1	0	0	0	0
Boston	1	0	0	0	2
Buffalo	2	0	1	1	4
Calgary	17	1	8	9	18
Carolina	2	0	0	0	5
Chicago	7	0	1	1	32
Colorado	13	1	1	2	11
Columbus	9	2	4	6	17
Dallas	8	1	0	1	16
Detroit	8	1	2	3	10
Edmonton	17	0	9	9	9
Florida	1	0	1	1	0
Los Angeles	8	1	3	4	6
Minnesota	12	1	1	2	16
Montreal	2	0	2	2	0
Nashville	10	1	1	2	52
New Jersey	1	0	0	0	0
NY Islanders	1	0	0	0	9
Ottawa	1	0	0	0	0
Philadelphia	1	0	0	0	12
Phoenix	6	1	6	7	12
Pittsburgh	1	0	0	0	4
San Jose	6	2	5	7	6
St. Louis	8	0	0	0	10
Tampa Bay	1	1	1	2	0
Toronto	2	0	0	0	2
Washington	2	0	0	0	9
<b>Totals</b>	<b>154</b>	<b>14</b>	<b>46</b>	<b>60</b>	<b>301</b>

## NHL MILESTONES

**100th NHL Game:** Feb. 22/07 at LA



**CAREER STATS****MOST GOALS IN A GAME** 3

MAR. 27/06 vs LA

**MOST ASSISTS IN A GAME** 2

TWICE LATEST MAR. 10/08 at LA

**MOST POINTS IN A GAME** 3

MAR. 27/06 vs LA

**CAREER HAT TRICKS** 1

MAR. 27/06 vs LA

**GAME WINNING GOALS** 5

LATEST FEB. 7/08 at ATL

**POWER PLAY GOALS** 1

LATEST APR. 3/08 vs EDM

**SHORT HANDED GOALS** 4

LATEST MAR. 6/08 vs NSH

**OVERTIME POINTS** 0-1-1**SHOOTOUT RECORD** 0/1**PENALTY SHOT RECORD** 0/2

LATEST FEB. 3/06 at CGY

**REGULAR SEASON****PLAYOFFS**

SEASON	CLUB	LEA	GP	G	A	PTS	PIM	GP	G	A	PTS	PIM
2000-01	Shawinigan	QMJHL	63	16	14	30	105	10	2	1	3	8
2001-02	Shawinigan	QMJHL	64	35	35	70	184	10	9	10	19	20
2002-03	Greenville	ECHL	53	9	17	26	201	-	-	-	-	-
	Baton Rouge	ECHL	13	4	2	6	64	-	-	-	-	-
2003-04	Columbia	ECHL	64	29	44	73	194	4	2	0	2	28
	Manitoba	AHL	2	0	0	0	0	-	-	-	-	-
2004-05	Columbia	ECHL	4	5	1	6	4	-	-	-	-	-
	Manitoba	AHL	72	9	17	26	107	14	0	3	3	37
2005-06	Vancouver	NHL	43	7	5	12	61	-	-	-	-	-
	Manitoba	AHL	33	12	18	30	57	13	6	7	13	27
2006-07	Vancouver	NHL	81	3	6	9	93	11	1	0	1	14
2007-08	Vancouver	NHL	82	12	19	31	179	-	-	-	-	-
VANCOUVER/NHL TOTALS			206	22	30	52	333	11	1	0	1	140

## NHL FIRSTS

<b>First Game</b>	Jan. 2/06 at STL	<b>Assists</b>	3 games	Mar. 6-10/08: 4 assists
<b>First Goal</b>	Jan. 10/06 vs TOR	<b>Points</b>	3 games	Twice (latest Mar. 6-10/08: 2-4-6)
<b>First Assist</b>	Jan. 10/06 vs TOR			

## STREAKS

## HONOURS

Vancouver Canucks Most Exciting Player: 2007-08  
 Fred J. Hume (Canucks Unsung Hero): 2007-08  
 Manitoba Moose's Hardest Working Player: 2004-05  
 ECHL All-Star Game: 2003-04

## ACQUIRED

Signed as a free agent by Vancouver on November 8, 2005.

## PERSONAL

Alex plays golf and tennis in the off-season...His favourite movie is *Fight Club* and favourite show on TV is *SportsCentre*...Favourite hockey memory is winning Game 7 of the 2007 Stanley Cup Playoff series versus Dallas.

## CAREER HIGHLIGHTS

**2007-08:** Set career highs in games played (82), goals (12), assists (19), points (31) and penalty minutes (179) in one season...Named first star after scoring a short-handed goal and an assist, finishing plus-two, Mar. 8 vs STL... Scored the game-winning goal, Feb. 7 at ATL...Named the game's second star after notching his fifth goal of the season, Jan. 21 vs MIN...Matched a career high with his sixth assist, Dec. 8 vs PIT...Scored his second goal of the season, the game-winner, Nov. 8...Named third star after registering his first goal of the season, the game-winner and his first assist of the season, Oct. 12 at EDM. **2006-07:** Notched his first career Playoff goal and point, May 3 at ANA...Made NHL Playoff debut, Apr. 11 vs Dallas...Set a career high for games played (80)...Recorded his first point of the season, an assist, Oct. 6 at CBJ. **2005-06:** Scored three goals and six assists in the North Division finals vs Grand Rapids...Scored three goals and one assist in the North Division Semi-Finals against Syracuse... Recorded his first career hat trick (including the GWG) and was named 1st star, becoming the fifth Canucks player in club history to score a hat trick as a rookie, Mar. 27 vs LA...Netted one goal shorthanded and was named 3rd star, Jan. 19 at BUF...Notched his first NHL career goal and assist and was named 2nd star, Jan. 10 vs TOR. **2004-05:** Played in all 14 Playoff games with Moose...Scored his first AHL goal, Nov. 4 vs Utah...Registered his first career AHL point (an assist), Oct. 29 at Rochester...Had five goals and one assist in three games with Columbia (ECHL) before being recalled to Manitoba Oct. 29.



## BURROWS vs NHL

TEAM	GP	G	A	PTS	PIM
Anaheim	11	1	0	1	25
Atlanta	2	1	0	1	0
Boston	1	0	0	0	0
Buffalo	2	1	0	1	0
Calgary	19	2	0	2	50
Carolina	2	0	0	0	0
Chicago	10	1	1	2	14
Colorado	18	1	4	5	21
Columbus	11	1	2	3	4
Dallas	11	0	0	0	31
Detroit	10	0	2	2	10
Edmonton	20	4	3	7	33
Florida	2	0	0	0	0
Los Angeles	10	3	3	6	14
Minnesota	19	1	3	4	68
Montreal	2	1	0	1	0
Nashville	11	2	1	3	11
New Jersey	2	0	0	0	4
NY Islanders	2	0	1	1	2
NY Rangers	1	0	1	1	0
Ottawa	1	0	0	0	0
Philadelphia	1	0	0	0	0
Phoenix	9	1	1	2	13
Pittsburgh	2	0	1	1	7
San Jose	10	0	2	2	8
St. Louis	11	1	2	3	7
Tampa Bay	2	0	2	2	9
Toronto	2	1	1	2	2
Washington	2	0	0	0	0


**Totals** 206 22 30 52 333

## NHL MILESTONES

**100th NHL Game:** Feb. 16/07 at CHI  
**200th NHL Game:** Mar. 25/08 at CGY





**CAREER STATS****MOST GOALS IN A GAME** 2

TWICE LATEST MAR. 6/07 vs TB

**MOST ASSISTS IN A GAME** 2

FOUR TIMES LATEST MAR. 13/07 vs MIN

**MOST POINTS IN A GAME** 2

SEVERAL TIMES LATEST MAR. 13/07 vs MIN

**CAREER HAT TRICKS** 0**GAME WINNING GOALS** 4

LATEST DEC. 05/03 vs ANA

**POWER PLAY GOALS** 4

LATEST APR. 02/03 vs CGY

**SHORT HANDED GOALS** 1

MAR. 1/07 vs PHX

**OVERTIME POINTS** 0-0-0**SHOOTOUT RECORD** 0/0**PENALTY SHOT RECORD** 0/1

LATEST JAN. 11/02 vs CGY

**REGULAR SEASON****PLAYOFFS**

SEASON	CLUB	LEA	GP	G	A	PTS	PIM	GP	G	A	PTS	PIM
1993-94	Guelph	OHL	17	1	0	1	5	-	-	-	-	-
1994-95	Guelph	OHL	51	10	7	17	14	14	1	1	2	0
1995-96	Barrie	OHL	66	38	14	52	29	5	1	2	3	6
1996-97	Roanoke	ECHL	47	21	13	34	42	-	-	-	-	-
	Saint John	AHL	22	5	5	10	8	-	-	-	-	-
1997-98	Saint John	AHL	69	15	13	28	23	13	4	1	5	14
1998-99	Saint John	AHL	71	7	12	19	117	4	0	1	1	10
1999-00	Calgary	NHL	13	4	1	5	16	-	-	-	-	-
	Saint John	AHL	47	15	10	25	77	-	-	-	-	-
2000-01	Calgary	NHL	51	9	4	13	74	-	-	-	-	-
2001-02	Calgary	NHL	19	1	0	1	40	-	-	-	-	-
	Atlanta	NHL	38	4	1	5	50	-	-	-	-	-
2002-03	Atlanta	NHL	66	3	5	8	115	-	-	-	-	-
2003-04	Atlanta	NHL	58	9	15	24	68	-	-	-	-	-
	Los Angeles	NHL	13	2	1	3	24	-	-	-	-	-
2004-05	Did Not Play											
2005-06	Los Angeles	NHL	46	8	1	9	73	-	-	-	-	-
2006-07	Los Angeles	NHL	21	0	2	2	32	-	-	-	-	-
	Vancouver	NHL	42	7	3	10	93	10	2	0	2	22
2007-08	Vancouver	NHL	46	0	1	1	110	-	-	-	-	-
<b>VANCOUVER TOTALS</b>			<b>88</b>	<b>7</b>	<b>4</b>	<b>11</b>	<b>203</b>	<b>10</b>	<b>2</b>	<b>0</b>	<b>2</b>	<b>22</b>
<b>NHL TOTALS</b>			<b>413</b>	<b>47</b>	<b>34</b>	<b>81</b>	<b>695</b>	<b>10</b>	<b>2</b>	<b>0</b>	<b>2</b>	<b>22</b>



## NHL FIRSTS

**First Game** Feb. 25/00 vs PHX  
**First Goal** Mar. 3/00 vs ANA  
**First Assist** Mar. 1/00 vs PIT

## STREAKS

**Goals** 4 games Mar. 1-8/07: 6 goals  
**Points** 4 games Mar. 1-8/07: 6-0-6

## ACQUIRED

Originally acquired by Vancouver on waivers from Los Angeles, Dec. 30, 2006.

## PERSONAL

Resides in Orangeville, Ontario, in the summer...Nicknames are "Cowie" and "Cowboy"...Favourite NHL city other than Vancouver is Atlanta...Enjoys golf...Favourite professional athlete is Tiger Woods...Best hockey moment was playing in his first NHL game...Likes to vacation anywhere with warm weather...Favourite cereal is Cheerios...Childhood idol was Steve Yzerman.

## CAREER HIGHLIGHTS

**2007-08:** Finished the season second in team penalty minutes with 110 in 46 games played...Played a season high 17:21 time on ice, Jan. 13 at STL...Tallied first point of the season, an assist, Oct. 12 vs LA. **2006-07:** Scored the game-winning goal in Game 2 of the Western Conference Semi-Final at 7:49 in overtime and was named second star, Apr. 27 at ANA...Scored his career-first Playoff goal, Apr. 25 at ANA...Set career high for most goals in a game (2 - twice, most recent Mar. 6 vs TB)...Over a period of four games (Mar. 1-8), recorded a six goal scoring streak, including scoring twice in two straight games...Recorded two assists and was plus two in 14:44 of ice-time, Mar. 13 vs MIN...Scored his first goal of the season, first as a Vancouver Canuck, shorthanded and unassisted and was named first star, Mar. 1 vs PHX...Played his first game as a Vancouver Canuck, Dec. 30 at EDM. **2005-06:** Played in his 300th NHL game, Apr. 4 at ANA...Scored seven of his eight goals this season in a 24-game span (Nov. 2 - Jan. 21)...Returned to the line-up on Oct. 29 after a ten game absence and played 18 of the next 19 games, scoring five goals. **2003-04:** Started the season with Atlanta before being acquired by Los Angeles on Apr. 9...Set career single-season highs in games played (71), goals (11), assists (16) and points (27)...Had six points (2-4-6) in seven games from Dec. 3-6...Registered 14 points (4-10-14) in a stretch of 18 games with the Thrashers from Oct. 11-Nov. 19...Played his 200th NHL game at CBJ, Nov. 7. **2002-03:** Ranked third on the Thrashers with 115 penalty minutes in 66 games...Scored seven of his eight points on the road. **2001-02:** Acquired by Atlanta on Dec. 18...Had five points (4-1-5) and 50 penalty minutes in 38 games with the Thrashers. **2000-01:** Ranked third on Calgary with 74 penalty minutes in his first full NHL season...Posted two multi-point games; vs CAR (1-1-2) on Dec. 9 and at VAN (1-1-2) on Feb. 10. **1999-00:** Began the season with Saint John (AHL) and was recalled to Calgary on Feb. 24...Appeared in 13 games with Calgary scoring five points (4-1-5)...Had 25 points (15-10-25) and 77 penalty minutes in 47 games with Saint John. **1998-99:** Passed 100 penalty minutes (117) in a season for the first time in his career while appearing in 71 games with Saint John. **1997-98:** Collected 28 points (15-13-28) in 69 games with Saint John in his first full season in the AHL.



## COWAN vs NHL

TEAM	GP	G	A	PTS	PIM
Anaheim	18	3	1	4	36
Atlanta	4	0	0	0	10
Boston	9	1	2	3	9
Buffalo	11	3	1	4	25
Calgary	16	2	2	4	27
Carolina	13	3	1	4	2
Chicago	14	1	1	2	49
Colorado	18	2	2	4	20
Columbus	15	0	0	0	40
Dallas	15	1	0	1	27
Detroit	13	0	0	0	4
Edmonton	22	0	2	2	56
Florida	16	3	3	6	17
Los Angeles	15	1	0	1	45
Minnesota	21	3	2	5	41
Montreal	12	3	0	3	27
Nashville	15	2	3	5	23
New Jersey	8	1	1	2	19
NY Islanders	13	0	1	1	16
NY Rangers	10	1	0	1	17
Ottawa	14	2	2	4	30
Philadelphia	10	0	2	2	7
Phoenix	21	4	2	6	32
Pittsburgh	9	0	2	2	9
San Jose	20	2	0	2	14
St. Louis	12	1	0	1	11
Tampa Bay	18	3	1	4	40
Toronto	14	2	0	2	15
Vancouver	11	2	1	3	20
Washington	6	1	2	3	7

**Totals** 413 47 34 81 695

## NHL MILESTONES

**100th NHL Game:** Mar. 1/02 vs NYI

**400th NHL Game:** Feb. 29/08 vs CBJ



## CAREER STATS

MOST GOALS IN A GAME 1

THREE TIMES LATEST MAR. 18/08 vs TOR

MOST ASSISTS IN A GAME 2

DEC. 28/02 vs CHI

MOST POINTS IN A GAME 2

DEC. 28/02 vs CHI

CAREER HAT TRICKS 0

GAME WINNING GOALS 0

POWER PLAY GOALS 0

SHORT HANDED GOALS 1

MAR. 18/08 vs TOR

OVERTIME POINTS 0-0-0

SHOOTOUT RECORD 0/0

PENALTY SHOT RECORD 0/0



## REGULAR SEASON

## PLAYOFFS

SEASON	CLUB	LEA	GP	G	A	PTS	PIM	GP	G	A	PTS	PIM
1997-98	North Bay	OHL	59	0	11	11	200	-	-	-	-	-
1998-99	North Bay	OHL	59	2	17	19	150	4	0	1	1	12
1999-00	North Bay	OHL	67	4	6	10	194	6	0	1	1	8
2000-01	Kentucky	AHL	72	0	4	4	230	3	0	0	0	0
2001-02	Cleveland	AHL	70	1	3	4	206	-	-	-	-	-
2002-03	San Jose	NHL	15	1	2	3	22	-	-	-	-	-
		AHL	42	1	3	4	82	-	-	-	-	-
2003-04	San Jose	NHL	55	0	3	3	92	5	0	2	2	4
2004-05	Cardiff	UK	24	2	3	5	114	8	0	1	1	12
2005-06	San Jose	NHL	69	1	5	6	76	1	0	0	0	0
2006-07	San Jose	NHL	22	0	2	2	27	-	-	-	-	-
2007-08	San Jose	NHL	15	0	0	0	21	-	-	-	-	-
	NY Islanders	NHL	19	1	1	2	32	-	-	-	-	-

NHL TOTALS

195 3 13 16 270

6 0 2 2 40

## NHL FIRSTS

<b>First Game</b>	Mar. 9/04 at DAL
<b>First Goal</b>	Mar. 13/04 at ANA
<b>First Assist</b>	Mar. 17/04 vs CHI

## HONOURS

North Bay's Defenseman and Scholastic Player of the Year: 1999-00

## ACQUIRED

Signed by Vancouver as a free agent on July 10, 2008.

## PERSONAL

Rob and his wife Louisa have a son, Sawyer and toy poodle named Jack...*Good Will Hunting* is his favourite movie...*Entourage* is his favourite television show...While growing up, he cheered for the Boston Bruins...Notre Dame is his favourite team outside of hockey...Enjoys visiting Bermuda...Tiger Woods is his favourite athlete to watch...Says Louisa's home cooking is his favourite food...Hockey idol is Scott Stevens...When away from the rink, likes to be with family and play golf...Affiliated with the annual MS-Bike-A-Thon in Toronto.

## CAREER HIGHLIGHTS

**2007-08:** Traded to New York Islanders on Feb. 26 in exchange for a seventh round selection in the 2008 NHL Entry Draft...Played a season-high 22:34, Apr. 8 at NYR...Had a season-high four shots on net, Dec. 20 at PHX...Had a team-high five hits, Dec. 18 vs ANA...Appeared in first game of the season, Oct. 10 at CHI. **2006-07:** Earned a third star after recording an assist, Jan. 18 vs PHX...Led team with hits (three), Dec. 12 at LA. **2005-06:** Finished the season fourth on team in blocked shots (65), fifth in hits (103) and third in penalty minutes (76)...Set a career-high in points (five) with an assist, Dec. 26 at LA...Scored his first goal of the season against Atlanta on Dec. 6...Registered first point of the season (assist), Oct. 12 vs CBJ. **2004-05:** Began season playing for Cardiff (Elite Ice Hockey League)...Became the first NHL player to play in the United Kingdom...Posted five points (2-3-5) in 24 games. **2003-04:** Finished the season second on team in PIM (92)...Missed three games with knee injury, Dec. 4-10...Picked up first assist/point of season, Nov. 1 at FLA. **2002-03:** Tallied first NHL assist, Mar. 17 vs CHI...Scored first NHL goal/point, Mar. 13 at ANA...Made NHL debut, Mar. 9 at DAL...Recorded at least one point in four consecutive games, Feb. 5-10.



THE PLAYERS

## DAVISON vs NHL

TEAM	GP	G	A	PTS	PIM
Anaheim	18	1	0	1	21
Atlanta	4	1	1	2	4
Boston	4	0	0	0	5
Buffalo	1	0	0	0	0
Calgary	8	0	0	0	17
Carolina	2	0	0	0	0
Chicago	11	0	2	2	24
Colorado	10	0	1	1	11
Columbus	10	0	2	2	8
Dallas	11	0	0	0	23
Detroit	8	0	0	0	12
Edmonton	8	0	0	0	14
Florida	4	0	2	2	7
Los Angeles	13	0	3	3	12
Minnesota	6	0	0	0	13
Montreal	3	0	0	0	2
Nashville	11	0	0	0	6
New Jersey	4	0	0	0	4
NY Islanders	1	0	0	0	0
NY Rangers	5	0	0	0	6
Ottawa	2	0	0	0	0
Philadelphia	7	0	0	0	12
Phoenix	16	0	1	1	21
Pittsburgh	4	0	0	0	6
St. Louis	10	0	0	0	25
Tampa Bay	4	0	1	1	7
Toronto	3	1	0	1	4
Vancouver	5	0	0	0	6
Washington	2	0	0	0	0

**Totals** 195 3 13 16 270

## NHL MILESTONES

**100th NHL Game:** Nov. 3/02 at ANA



## CAREER STATS

MOST GOALS IN A GAME 3

FOUR TIMES LATEST NOV. 19/05 vs COL

MOST ASSISTS IN A GAME 4

TWICE LATEST NOV. 22/05 at STL

MOST POINTS IN A GAME 5

TWICE LATEST DEC. 20/00 at NYR

CAREER HAT TRICKS 4

LATEST NOV. 19/05 vs COL

GAME WINNING GOALS 58

LATEST JAN. 24/08 at COL

POWER PLAY GOALS 85

LATEST DEC. 5/07 vs PHI

SHORT HANDED GOALS 10

LATEST DEC. 9/06 vs CHI


OVERTIME POINTS 8-17-25

SHOOTOUT RECORD 10/23

5 GDG

PENALTY SHOT RECORD 0/2

LATEST FEB. 28/04 at VAN



## REGULAR SEASON

## PLAYOFFS

SEASON	CLUB	LEA	GP	G	A	PTS	PIM	GP	G	A	PTS	PIM
1991-92	Dubnica	Czech-2	28	13	10	23	12	-	-	-	-	-
1992-93	Dubnica	Czech-2	4	3	0	3	-	-	-	-	-	-
	Dukla Trencin	Czech	46	11	17	28	0	-	-	-	-	-
1993-94	Ottawa	NHL	12	1	1	2	4	-	-	-	-	-
	P.E.I. Senators	AHL	41	18	23	41	8	-	-	-	-	-
1994-95	Ottawa	NHL	16	4	3	7	0	-	-	-	-	-
	P.E.I. Senators	AHL	61	26	48	74	23	5	0	7	7	0
1995-96	Ottawa	NHL	31	7	10	17	6	-	-	-	-	-
	P.E.I. Senators	AHL	48	28	53	81	44	-	-	-	-	-
1996-97	St. Louis	NHL	8	3	0	3	2	6	1	3	4	6
	Dukla Trencin	Slovakia	1	1	1	2	-	-	-	-	-	-
	Las Vegas	IHL	22	8	13	21	10	-	-	-	-	-
	Grand Rapids	IHL	42	20	30	50	24	-	-	-	-	-
1997-98	St. Louis	NHL	61	22	30	52	22	10	3	3	6	2
1998-99	St. Louis	NHL	82	37	52	89	16	13	5	4	9	4
1999-00	St. Louis	NHL	71	28	47	75	8	-	-	-	-	-
2000-01	St. Louis	NHL	44	20	25	45	16	15	2	4	6	2
2001-02	St. Louis	NHL	82	35	43	78	46	10	4	7	11	6
	Slovakia	Olympics	2	1	2	3	2	-	-	-	-	-
2002-03	St. Louis	NHL	78	36	57	93	32	7	2	4	6	2
2003-04	St. Louis	NHL	68	23	35	58	18	5	1	0	1	4
2004-05	Dukla Trencin	Slovakia	54	28	54	82	39	12	4	13	17	14
2005-06	Los Angeles	NHL	58	25	37	62	42	-	-	-	-	-
	Slovakia	Olympics	6	2	5	7	2	-	-	-	-	-
2006-07	Minnesota	NHL	71	25	39	64	28	5	1	3	4	0
2007-08	Minnesota	NHL	68	15	39	54	24	6	1	2	3	2
NHL TOTALS			750	281	418	699	264	77	20	30	50	28

## NHL FIRSTS

<b>First Game</b>	Oct. 9/93 at STL
<b>First Goal</b>	Oct. 9/93 at STL
<b>First Assist</b>	Oct. 14/93 at FLA

## STREAKS

<b>Goals</b>	5 games	Three times (latest Feb. 8-18/07: 5 goals)
<b>Assists</b>	7 games	Twice (latest Apr. 17-Oct. 18/06: 8 assists)
<b>Points</b>	10 games	Apr. 7-Oct. 25/01: 7-6-13

## HONOURS

Mark Bavis Memorial Trophy (best newcomer on the Kings): 2005-06  
 NHL's Lady Byng Trophy for sportsmanship: 1999-00  
 NHL All-Star Game: 1998-99, 1997-98

## ACQUIRED

Signed as a free agent by Vancouver on July 10, 2008.

## PERSONAL

Pavol Demitra and his wife, Maria, have a son, Lucas and a daughter, Zara...The family resides in Trencin, Slovakia during the off-season...Nicknames are "Pav" and "Demo"...Enjoys playing golf and tennis as his hobbies and lists Roger Federer as his favorite athlete...Names former Argentine soccer player Diego Maradona as the one person he'd most like to meet...Lists Slovak food as his favourite food and *Gladiator* as his favorite movie...Metallica is his favourite band and Los Angeles and St. Louis are his favourite teams to play...Marian Gaborik and Marian Hossa are his best friends in hockey...Says his father inspired his hockey career and he started playing at the age of four.

## CAREER HIGHLIGHTS

**2007-08:** Finished fourth in Wild scoring with 54 points on the season...Went on a four-game scoring streak (0-6-6) from Mar. 28 to Apr. 6...Recorded five points (1-4-5) in a four-game scoring streak (Jan. 11-18).  
**2006-07:** Scored 20-plus goals for the ninth consecutive NHL season...Collected four points (1-3-4) in five Playoff games, ranking tied for first among Wild players...Tied for team lead with 64 points (25-39-64) in 71 games during his first season with Minnesota and 13th in NHL...Led team with 39 assists and ranked third in goals...His 26 power-play points (9-17-26) ranked second on team...Tallied an assist in Wild's first six games (Oct. 5 to Oct. 18) for a total of eight points (1-7-8)...Reached 20-goal plateau for ninth straight season with two goals, Mar. 1 at EDM...Recorded 15 points (7-8-15) during a nine-game point streak (Jan. 30 to Feb. 18), including goals in five consecutive games (Feb. 8 to Feb. 18) to tie the Wild record for longest goal streak. **2005-06:** Finished third on Los Angeles in scoring with 62 points (25-37-62)...Led team in plus/minus (+21), GWGs (7), SHGs (5), and TOI (21:04)...His five SHGs were a career-high and third-highest in the NHL...His seven short-handed points (5-2-7) were third in the League...Finished second on the club in goals (25) and third in assists (37)...Notched 14 points (3-11-14) in a five-game stretch (Nov. 13 to Nov. 22)...Tallied 50 points (20-30-50) in the first half of the season (41 games). **2003-04:** Finished his St. Louis career fifth on team's scoring list with 493 points (204-289-493)...Finished third in scoring for St. Louis with 58 points (23-35-58)...Was second in goals (23), fourth in assists (35), second in PPGs (8) and fourth in SOG (179)...Tallied 13 points (5-8-13) during a nine-game scoring streak (Nov. 6 to Nov. 28). **2002-03:** Notched six points (2-4-6) in seven Playoff contests...Led the Blues in scoring for the fourth time in five seasons and finished sixth overall in the NHL with a career-high 93 points (36-57-93)...Led the Blues in goals (36), assists (57) and points (93)...His 57 assists tied for fourth in the NHL...Registered 30-plus goals for the second consecutive season and third time in his career...Tallied 15 points (7-8-15) during a nine game scoring streak (Feb. 22 to Mar. 13). **2001-02:** Led St. Louis in postseason scoring with 11 points (4-7-11) in 10 games...Had three multi-point games during the postseason including one four point game (1-3-4), Apr. 7 vs DET...Led St. Louis in scoring for the third time in four seasons and tied for seventh in the NHL in scoring with 78 points (35-43-78)...Led the NHL and tied a career high with 10 GWGs...Led the team in power play points with 29 (11-18-29). **2000-01:** Tallied six points (2-4-6) in career-high 15 Playoff games. **1999-00:** Led St. Louis in scoring and finished tied for 14th in the NHL with 75 points (28-47-75)...Led the team and ranked third in the NHL with a plus-34 rating. **1998-99:** Scored five goals and added four assists in 13 Playoff contests...Led St. Louis in scoring and finished 10th in the NHL with 89 points (37-52-89), playing 82 games...Led the team and tied for eighth in the NHL with 14 PPGs...Finished with 29 power play points (14-15-29)...Had his first career five-point game (2-3-5), Nov. 10 vs CHI...Finished second in the NHL with 10 GWGs. **1997-98:** Recorded six points (3-3-6) in 10 Playoff games...Finished the season with four SHGs (T-6th in NHL)...Tied for the club lead with six GWGs.

## INTERNATIONAL

Winter Olympics: 2006, 2002  
 World Championships: 2007, 2005, 2004, 2003 (Bronze), 1996  
 World Cup: 2004, 1996  
 World Junior Championship: 1993 (Bronze - Czech Republic)



## DEMISTRA vs NHL

TEAM	GP	G	A	PTS	PIM
Anaheim	40	11	16	27	16
Atlanta	8	2	6	8	2
Boston	8	11	19	6	6
Buffalo	16	6	10	16	6
Calgary	41	17	20	37	16
Carolina	18	6	11	17	4
Chicago	43	23	27	50	12
Colorado	40	14	29	43	18
Columbus	29	9	25	34	14
Dallas	42	20	26	46	20
Detroit	45	10	13	23	22
Edmonton	36	9	22	31	12
Florida	17	12	7	19	2
Los Angeles	35	15	19	34	16
Minnesota	14	5	5	10	10
Montreal	13	4	2	6	0
Nashville	40	16	21	37	4
New Jersey	12	3	1	4	0
NY Islanders	17	7	10	17	6
NY Rangers	13	4	11	15	6
Ottawa	8	5	5	10	0
Philadelphia	16	6	7	13	0
Phoenix	43	14	25	39	14
Pittsburgh	13	5	7	12	6
San Jose	35	7	19	26	16
St. Louis	11	10	8	18	4
Tampa Bay	14	6	8	14	6
Toronto	18	3	8	11	6
Vancouver	42	17	32	49	8
Washington	16	7	7	14	10

**Totals** 750 281 418 699 264

## NHL MILESTONES

**100th NHL Game:** Dec. 31/97 vs DET  
**500th NHL Game:** Nov. 16/03 at ANA

**100th NHL Point:** Nov. 24/98 vs NSH  
**500th NHL Point:** Jan. 19/04 at FLA  
**600th NHL Point:** Dec. 16/06 at VAN

**100th NHL Goal:** Mar. 2/00 at ATL



## CAREER STATS

MOST GOALS IN A GAME 2

FEB. 14/08 vs MIN

MOST ASSISTS IN A GAME 1

SEVERAL TIMES LATEST MAR. 25/08 at CGY

MOST POINTS IN A GAME 3

FEB. 14/08 vs MIN

CAREER HAT TRICKS 0

GAME WINNING GOALS 0

POWER PLAY GOALS 4

LATEST MAR. 6/08 vs NSH

SHORT HANDED GOALS 0

OVERTIME POINTS 0-1-1

SHOOTOUT RECORD 2/7

2 GDG

PENALTY SHOT RECORD 0/0



## REGULAR SEASON

## PLAYOFFS

SEASON	CLUB	LEA	GP	G	A	PTS	PIM	GP	G	A	PTS	PIM
2003-04	Jamtland	SWE	24	3	6	9	20	-	-	-	-	-
2004-05	MoDo Jr.	SWE	33	8	15	23	40	5	1	0	1	6
2005-06	Kelowna	WHL	62	13	40	53	44	12	3	5	8	12
2006-07	Vancouver	NHL	22	1	2	3	6	3	0	0	0	2
	Manitoba	AHL	49	5	21	26	28	8	0	0	0	2
2007-08	Vancouver	NHL	75	8	12	20	42	-	-	-	-	-
	Manitoba	AHL	2	0	1	1	0	-	-	-	-	-
VANCOUVER/NHL TOTALS			97	9	14	23	48	3	0	0	0	2



## NHL FIRSTS

**First Game** Nov. 4/06 AT COL  
**First Goal** Nov. 30/06 vs ANA  
**First Assist** Nov. 6/06 vs DAL

## STREAKS

**Points** 3 games Feb. 21–27/08: 2–1–3

## HONOURS

NHL Young Stars Game: 2008

## ACQUIRED

Vancouver's 2nd choice, 91st overall in 2004 NHL Entry Draft.

## PERSONAL

Alex was a fan of Peter Forsberg and Nicklas Lidstrom growing up...His fondest hockey memory was his first NHL game and the 2005 World Juniors...Hobbies outside of hockey include playing soccer, tennis and fishing...Nicholas Cage is his favourite actor...Enjoys home cooked meals.

## CAREER HIGHLIGHTS

**2007–08:** Set career highs in points (8–12–20)...Led all Vancouver defencemen with 75 games played...Finished the season tied for 24th in the League in scoring among rookies, tied for 4th in rookie power play goals (4), tied for 5th in rookie shootout deciding goals (2), 8th in rookie shots (75) and 21st in rookie shooting percentage (6.5%)...Had a career-high, three-point game (2–1–3). Feb. 14 vs MIN...Logged a season-high 28:53 minutes of time on ice, Feb. 5 at DAL...Scored his second game-winning shootout goal in four games, Jan. 13 at STL...Scored the game-winning shootout goal, named third star, Jan. 8/08 vs NYI...Scored first goal of the season and added an assist, Nov. 20 at EDM...Collected first assist of the season, Oct. 24 at DET...Recalled by Vancouver, Oct. 15.

**2006–07:** Made three postseason starts in the 2007 Playoffs.

## INTERNATIONAL

World Junior Championship: 2006



THE PLAYERS

## EDLER vs NHL

TEAM	GP	G	A	PTS	PIM
Anaheim	6	1	1	2	2
Atlanta	2	0	0	0	0
Buffalo	1	0	0	0	0
Calgary	9	0	2	2	6
Carolina	1	0	0	0	0
Chicago	5	0	0	0	2
Colorado	12	0	2	2	6
Columbus	5	0	0	0	4
Dallas	5	0	2	2	2
Detroit	4	1	1	2	2
Edmonton	8	1	1	2	8
Florida	1	0	0	0	0
Los Angeles	3	1	0	1	2
Minnesota	9	2	3	5	8
Montreal	1	0	0	0	0
Nashville	5	2	1	3	0
New Jersey	1	0	0	0	0
NY Islanders	1	0	0	0	0
NY Rangers	1	0	0	0	0
Phoenix	6	0	1	1	2
Pittsburgh	1	0	0	0	0
San Jose	3	0	0	0	2
St. Louis	4	0	0	0	2
Tampa Bay	1	1	0	1	0
Toronto	1	0	0	0	0
Washington	1	0	0	0	0

**Totals 97 9 14 23 48**







## CAREER STATS

MOST GOALS IN A GAME 1

SEVERAL TIMES LATEST JAN. 8/08 at LA

MOST ASSISTS IN A GAME 2

DEC. 27/05 at CGY

MOST POINTS IN A GAME 2

TWICE LATEST DEC. 27/05 at CGY

CAREER HAT TRICKS 0

GAME WINNING GOALS 3

LATEST JAN. 8/08 at LA

POWER PLAY GOALS 0

SHORT HANDED GOALS 0

OVERTIME POINTS 0-0-0

SHOOTOUT RECORD 0/0

PENALTY SHOT RECORD 0/0

## REGULAR SEASON

## PLAYOFFS

SEASON	CLUB	LEA	GP	G	A	PTS	PIM	GP	G	A	PTS	PIM
1996-97	Yorkton	SMHL	57	6	15	21	230	-	-	-	-	-
	Calgary	WHL	3	0	0	0	2	-	-	-	-	-
1997-98	Dauphin	MJHL	58	12	21	33	279	-	-	-	-	-
1998-99	Saskatoon	WHL	66	3	2	5	246	-	-	-	-	-
1999-00	Saskatoon	WHL	63	6	8	14	269	11	4	2	6	43
2000-01	Atlanta	NHL	11	0	0	0	38	-	-	-	-	-
	Orlando	IHL	69	7	3	10	369	16	3	3	6	41
2001-02	Atlanta	NHL	33	1	1	2	127	-	-	-	-	-
	Chicago	AHL	34	5	4	9	127	-	-	-	-	-
	Phoenix	NHL	1	0	0	0	14	-	-	-	-	-
2002-03	Phoenix	NHL	25	0	0	0	82	-	-	-	-	-
	Springfield	AHL	22	1	3	4	38	-	-	-	-	-
	Florida	NHL	3	0	0	0	15	-	-	-	-	-
2003-04	Florida	NHL	57	3	1	4	158	-	-	-	-	-
2004-05	Did not play											
2005-06	Nashville	NHL	74	7	6	13	163	-	-	-	-	-
2006-07	Nashville	NHL	53	1	3	4	90	2	0	0	0	0
2007-08	Nashville	NHL	45	1	2	3	60	5	0	0	0	2
NHL TOTALS			302	13	13	26	747	7	0	0	0	2

## NHL FIRSTS

<b>First Game</b>	Jan. 12/01 vs MTL
<b>First Goal</b>	Dec. 21/01 at CAR
<b>First Assist</b>	Dec. 28/01 vs TOR

## ACQUIRED

Signed as a free agent by Vancouver on July 1, 2008.

## PERSONAL

Active in many community-service initiatives...Enjoys playing golf, boxing, spending time outdoors and boating...Favorites include *Gladiator* (movie), *America's Most Wanted* (TV show), Bruce Springsteen (band/musician), Halle Berry (actress), perogies (food), Dotson's (Nashville restaurant) and the Virgin Islands (vacation spot)...Lists Lance Armstrong as the person he would most like to meet...If he didn't play hockey, he would be a motivational speaker...Winning the 2001 IHL Turner Cup Championship is his favorite hockey memory...Maintains his own official Web site at [www.darcyhordichuk.com](http://www.darcyhordichuk.com)...Nickname "Hordy"...Married to wife Lisa during the summer of 2007.

## CAREER HIGHLIGHTS

**2007-08:** Made five post-season appearances with Nashville in the 2008 NHL Playoffs...Played his 300th career game, Mar. 13 vs LA...Surpassed 700 career penalty minutes, Dec. 23 at CBJ. **2006-07:** Made NHL Playoff debut, Apr. 16 at SJ...Finished the season with four points (1-3-4) and 90 penalty minutes in 53 games played...Signed a one-year contract with Nashville, July 16. **2005-06:** Set career-highs in games played (74), goals (7), assists (6), points (13), penalty minutes (163) and shots (52)...Recorded a career-high plus 9 rating, the third highest plus/minus rating on the team...Appeared in his 200th NHL game, Apr. 6 at STL...Posted a single-game career-high with 27 penalty minutes on Nov. 24 vs. Los Angeles. **2003-04:** Led the Panthers in penalty minutes with 158. **2002-03:** Split the season between Florida and Phoenix after being traded, Mar. 8...Recorded 97 penalty minutes in 28 games. **2001-02:** Split the season between Phoenix and Atlanta after being dealt Mar. 19...Combined for 141 penalty minutes in 34 games with the Thrashers and Coyotes ranking him third among NHL rookies.



THE PLAYERS

## HORDICHUK vs NHL

TEAM	GP	G	A	PTS	PM
Anaheim	14	0	0	0	39
Atlanta	6	1	0	1	11
Boston	6	1	0	1	15
Buffalo	7	0	0	0	12
Calgary	10	1	2	3	22
Carolina	8	1	0	1	22
Chicago	19	0	2	2	40
Colorado	8	1	0	1	7
Columbus	22	2	2	4	38
Dallas	13	0	1	1	16
Detroit	10	0	0	0	6
Edmonton	13	0	0	0	73
Florida	4	0	1	1	16
Los Angeles	16	1	1	2	67
Minnesota	9	1	1	2	26
Montreal	7	0	0	0	17
Nashville	4	0	0	0	17
New Jersey	6	0	0	0	0
NY Islanders	7	0	0	0	10
NY Rangers	8	0	1	1	38
Ottawa	5	0	0	0	26
Philadelphia	8	0	0	0	30
Phoenix	12	1	0	1	33
Pittsburgh	9	1	0	1	39
San Jose	11	0	0	0	19
St. Louis	20	0	1	1	21
Tampa Bay	9	0	0	0	29
Toronto	8	0	1	1	23
Vancouver	10	2	0	2	10
Washington	13	0	0	0	25

**Totals** 302 13 13 26 747

## NHL MILESTONES

**100th NHL Game:** Jan. 21/04 vs COL  
**300th NHL Game:** Mar. 13/08 vs LA



# CAREER STATS

**MOST GOALS IN A GAME** 1

SEVERAL TIMES LATEST MAR. 4/08 vs LA

**MOST ASSISTS IN A GAME** 2

TWICE LATEST FEB. 25/01 at BUF

**MOST POINTS IN A GAME** 3

FEB. 25/01 at BUF

**CAREER HAT TRICKS** 0

**GAME WINNING GOALS** 2

LATEST MAR. 4/08 vs LA

**POWER PLAY GOALS** 2

LATEST OCT. 25/05 at PHX

**SHORT HANDED GOALS** 5

LATEST FEB. 14/08 at COL

**OVERTIME POINTS** 0-0-0

**SHOOTOUT RECORD** 0/0

**PENALTY SHOT RECORD** 0/0



## REGULAR SEASON

## PLAYOFFS

SEASON	CLUB	LEA	GP	G	A	PTS	PIM	GP	G	A	PTS	PIM
1994-95	North Dakota	NCAA	38	6	22	28	39	-	-	-	-	-
1995-96	North Dakota	NCAA	21	2	17	19	14	-	-	-	-	-
	Canada	Nat-Team	28	5	12	17	14	-	-	-	-	-
1996-97	Carolina	AHL	79	18	24	42	28	-	-	-	-	-
1997-98	Florida	NHL	10	0	2	2	0	-	-	-	-	-
	New Haven	AHL	64	19	48	67	12	3	0	1	1	0
1998-99	Florida	NHL	1	1	0	1	0	-	-	-	-	-
	New Haven	AHL	37	8	19	27	18	-	-	-	-	-
1999-00	Florida	NHL	66	4	12	16	14	-	-	-	-	-
	Tampa Bay	NHL	14	0	2	2	2	-	-	-	-	-
2000-01	Tampa Bay	NHL	80	7	14	21	44	-	-	-	-	-
2001-02	Florida	NHL	29	1	3	4	10	-	-	-	-	-
2002-03	Florida	NHL	58	2	5	7	26	-	-	-	-	-
	St. Louis	NHL	17	0	0	0	12	6	0	2	2	6
2003-04	St. Louis	NHL	69	4	7	11	8	3	0	0	0	0
2004-05	Missouri	UHL	29	7	14	21	12	6	1	0	1	13
2005-06	St. Louis	NHL	65	3	6	9	33	-	-	-	-	-
2006-07	St. Louis	NHL	59	7	4	11	47	-	-	-	-	-
2007-08	St. Louis	NHL	79	5	13	18	22	-	-	-	-	-
NHL TOTALS			547	34	68	102	218	9	0	2	2	6

## NHL FIRSTS

**First Game** Dec. 5/97 at WSH  
**First Goal** Apr. 7/99 vs BOS  
**First Assist** Dec. 7/98 vs WSH

## STREAKS

**Assists** 3 games Jan. 21–26/00: 3 assists  
**Points** 4 games Jan. 12–17/00: 1–3–4

## ACQUIRED

Signed as a free agent by Vancouver on July 2, 2008.

## PERSONAL

Put on his first pair of skates at age four...Likes playing the guitar, horse racing and cooking...Favourite charitable cause is the Make-A-Wish Foundation...Most memorable hockey moments are playing with his brother, Corey, at the University of North Dakota and playing against his brother, Greg, in the NHL...Favourite TV show is *Ramsey's Kitchen Nightmares*...Ultimate golf foursome would include Dave Matthews, Jack Carawak and Bono.

## CAREER HIGHLIGHTS

**2007–08:** Posted a plus or even rating in 60 of 78 games...Tallied a short-handed goal, Feb. 14 at COL...Assisted on the game-winner, Jan. 5 vs CAR...Scored his first goal of the season, Oct. 10 vs NSH. **2006–07:** Tied a career high with seven goals. **2005–06:** Played in his 400th career NHL game, Mar. 5 at VAN...Recorded a career high six shots, Dec. 13 vs PIT. **2003–04:** Recorded seven (4–3–7) of his 11 points on the road...Recorded a plus-or-even rating in 57 of his 69 contests played...Tallied the game-winning goal, the first of his career, Dec. 29 at CBJ...Registered his first goal as a Blue, and his first NHL shorthanded goal, Nov. 19 at PHX...Recorded his first point as a Blue (assist), Oct. 21 at EDM. **2002–03:** Made his postseason debut, recording his first Playoff point (assist), Apr. 10 at VAN. **2001–02:** Played his 200th NHL game, Dec. 22 vs STL. **2000–01:** Tied a career-high, playing 80 games with Tampa Bay...Set career highs in goals (7) and points (21) and tied a career-high with 14 assists...Finished second on the team in games played (80)...Second on team with 174 hits...Led Tampa Bay forwards and was fourth on the team overall in blocked shots (68). **1999–00:** Posted a four-game point streak from Jan. 12–17, notching four points (1–3–4) over the span...Recorded his first two-point game of his career (2a), Nov. 13 vs BUF.



## JOHNSON vs NHL

TEAM	GP	G	A	PTS	IM
Anaheim	19	3	0	3	2
Atlanta	15	1	3	4	4
Boston	15	2	3	5	2
Buffalo	15	3	7	10	2
Calgary	17	0	1	1	6
Carolina	19	1	3	4	6
Chicago	31	0	3	3	16
Colorado	14	1	2	3	6
Columbus	28	2	4	6	6
Dallas	22	1	0	1	30
Detroit	35	3	3	6	12
Edmonton	23	1	3	4	6
Florida	11	0	0	0	8
Los Angeles	15	1	3	4	6
Minnesota	18	0	3	3	6
Montreal	15	0	1	1	6
Nashville	32	2	1	3	14
New Jersey	14	1	3	4	8
NY Islanders	17	1	4	5	8
NY Rangers	17	1	5	6	8
Ottawa	14	1	3	4	6
Philadelphia	15	0	2	2	8
Phoenix	19	3	2	5	4
Pittsburgh	16	1	1	2	8
San Jose	15	1	0	1	2
St. Louis	6	0	0	0	0
Tampa Bay	12	1	0	1	4
Toronto	16	3	2	5	6
Vancouver	20	0	1	1	8
Washington	22	0	5	5	10

**Totals** 547 34 68 102 118

## NHL MILESTONES

**100th NHL Game:** Oct. 27/00 vs OTT  
**500th NHL Game:** Dec. 22/07 at BOS

**100th NHL Point:** Mar. 4/08 vs LA



## CAREER STATS

MOST GOALS IN A GAME 2

FOUR TIMES LATEST MAR. 10/08 at LA

MOST ASSISTS IN A GAME 2

SEVERAL TIMES LATEST MAR. 8/08 vs STL

MOST POINTS IN A GAME 3

JAN. 16/07 at MTL

CAREER HAT TRICKS 0

GAME WINNING GOALS 4

LATEST MAR. 10/08 at LA

POWER PLAY GOALS 5

LATEST APR. 1/08 vs COL

SHORT HANDED GOALS 2


LATEST JAN. 11/08 vs PHX

OVERTIME POINTS 1-2-3

SHOOTOUT RECORD 3/14

1 GDG

PENALTY SHOT RECORD 0/0



## REGULAR SEASON

## PLAYOFFS

SEASON	CLUB	LEA	GP	G	A	PTS	PIM	GP	G	A	PTS	PIM
2000-01	USA U-18	USDP	26	8	20	28	24	-	-	-	-	-
2001-02	USA U-18	USDP	46	11	33	44	23	-	-	-	-	-
2002-03	Ohio State	CCHA	40	11	20	31	44	-	-	-	-	-
2003-04	Vancouver	NHL	28	2	3	5	16	-	-	-	-	-
	Manitoba	AHL	33	3	8	11	29	-	-	-	-	-
2004-05	Manitoba	AHL	78	30	27	57	105	14	4	5	9	8
2005-06	Vancouver	NHL	82	10	13	23	79	-	-	-	-	-
2006-07	Vancouver	NHL	48	6	10	16	40	1	0	0	0	0
2007-08	Vancouver	NHL	80	21	16	37	79	-	-	-	-	-
VANCOUVER/NHL TOTALS			238	39	42	81	214	1	0	0	0	0

## NHL FIRSTS

**First Game** Nov. 24/03 at TOR  
**First Goal** Nov. 29/03 at CGY  
**First Assist** Nov. 25/03 at MTL

## STREAKS

**Points** 5 games Mar. 19–27/06: 2–4–6

## HONOURS

CCHA All-Rookie Team: 2002–03 (Honourable Mention)

## ACQUIRED

Vancouver's 1st choice, 23rd overall, in the 2003 NHL Entry Draft.

## PERSONAL

During the off-season, Ryan and wife Andrea had their first child, a daughter named Makayla...Enjoys playing golf...Lists his dad and Mike Modano as his mentors...Enjoys wake surfing... Names Jack Black as his favourite actor and Jessica Alba as his favourite actress...*Prison Break* and *Lost* are his favourite TV shows... His first NHL goal against Calgary and winning gold with Team USA are his most memorable hockey moments... Has three dogs: Muffy (pomeranian), Rocko (pug) and Coby (puggle).

## CAREER HIGHLIGHTS

**2007–08:** Set career bests for goals (21), assists (16) and points (37) in a season...Finished 4th in team scoring (37 PTS) and 3rd in goals (21)...Tied a career high for most penalty minutes (79) in a season...Won a season high 89% of face-offs (16–18), Jan. 19 vs LA...Recorded career high 11th goal, Jan. 10 at SJ...Recorded a point for the fourth consecutive game with a goal, Nov. 23 at STL...Collected his first and second goals of the season, Oct. 21 at CBJ... Had his first multi-point game of the season with two assists, Oct. 19 vs LA. **2006–07:** Made his NHL Playoff debut, recording two shots and logging 27:51 of ice-time, Apr. 11 vs DAL...Set a career high for most points in a game (1–2–3), Jan. 16 at MTL. **2005–06:** Set career highs in goals (10), assists (13), points (23), games played (82) and led the team in hits and blocked shots with 136 and 51, respectively...Named 1st star after extending his point streak to three games with the game-winning goal, Feb. 3 at CGY. **2004–05:** Set career highs in goals (30), assists (27) and points (57) with Manitoba...Played the highest number of games in his professional career (78). **2003–04:** In his first professional season, played 33 games and scored 11 points (3–8–11) for Manitoba (AHL) and 28 games for Vancouver, registering 5 points (2–3–5). **2002–03:** Ranked second in team scoring at 2003 IIHF World Junior with seven points...As a freshman with Ohio State, scored 11 goals and 20 assists to rank fourth in scoring...Was league rookie of the week three times. **2001–02:** Led the Under-18 US National Development Team in scoring with 19 goals and 43 assists for 62 points...Received the Best Player Award at the conclusion of the World Under-18 Championship.

## INTERNATIONAL

World Championships: 2006  
 World Junior Championship: 2004 (Gold), 2003  
 World Under-18 Championship: 2002 (Gold)



THE PLAYERS

## KESLER vs NHL

TEAM	GP	G	A	PTS	PIM
Anaheim	11	3	0	3	2
Atlanta	2	0	1	1	0
Boston	2	1	0	1	2
Buffalo	2	0	1	1	2
Calgary	24	3	5	8	19
Carolina	2	0	0	0	2
Chicago	12	2	0	2	18
Colorado	20	4	1	5	23
Columbus	11	2	1	3	17
Dallas	14	2	0	2	2
Detroit	11	3	2	5	2
Edmonton	22	2	8	10	25
Florida	2	0	0	0	9
Los Angeles	9	2	3	5	4
Minnesota	23	5	2	7	19
Montreal	3	1	3	4	0
Nashville	13	1	3	4	8
New Jersey	3	1	0	1	4
NY Islanders	3	0	1	1	4
NY Rangers	3	1	0	1	6
Ottawa	4	0	0	0	2
Philadelphia	2	0	0	0	0
Phoenix	10	2	4	6	16
Pittsburgh	3	1	0	1	0
San Jose	9	1	1	2	6
St. Louis	10	2	2	4	20
Tampa Bay	2	0	1	1	0
Toronto	3	0	2	2	2
Washington	3	0	1	1	0

**Totals** 238 39 42 81 214

## NHL MILESTONES

**100th NHL Game:** Mar. 25/06 vs EDM  
**200th NHL Game:** Jan. 8/08 vs NYI





## CAREER STATS

MOST GOALS IN A GAME

1

SEVERAL TIMES | LATEST NOV. 29/07 vs CBJ

MOST ASSISTS IN A GAME

2

JAN. 24/04 at BOS

MOST POINTS IN A GAME

2

JAN. 24/04 at BOS

CAREER HAT TRICKS

0

GAME WINNING GOALS

2

LATEST MAR. 17/07 vs DET

POWER PLAY GOALS

5

LATEST OCT. 10/07 vs PHI

SHORT HANDED GOALS

0

OVERTIME POINTS


1-0-1

SHOOTOUT RECORD

0/0

PENALTY SHOT RECORD

0/0



## REGULAR SEASON

## PLAYOFFS

SEASON	CLUB	LEA	GP	G	A	PTS	PIM	GP	G	A	PTS	PIM
1999-00	Detroit	NAHL	53	5	22	27	61	5	0	1	1	18
2000-01	Peterborough	OHL	61	8	27	35	53	7	0	5	5	0
2001-02	Florida	NHL	5	0	0	0	0	-	-	-	-	-
	Peterborough	OHL	55	10	32	42	56	6	0	5	5	6
2002-03	Peterborough	OHL	52	11	42	53	42	7	0	3	3	0
	San Antonio	AHL	3	0	1	1	0	3	0	0	0	0
2003-04	Florida	NHL	18	1	6	7	12	-	-	-	-	-
	San Antonio	AHL	54	5	12	17	24	-	-	-	-	-
2004-05	San Antonio	AHL	78	2	22	24	57	-	-	-	-	-
2005-06	Florida	NHL	67	2	14	16	50	-	-	-	-	-
2006-07	Vancouver	NHL	78	3	13	16	64	12	0	2	2	12
2007-08	Vancouver	NHL	39	2	9	11	36	-	-	-	-	-
VANCOUVER TOTALS			117	5	22	27	100	12	0	2	2	12
NHL TOTALS			207	8	42	50	162	12	0	2	2	12



## NHL FIRSTS

**First Game** Apr. 6/02 at TOR  
**First Goal** Dec. 15/03 at DET  
**First Assist** Dec. 17/03 vs WSH

## STREAKS

**Assists** 4 games Nov. 23–28/05: 4 assists  
**Points** 4 games Nov. 23–28/05: 0–4–4

## HONOURS

OHL First All-Star Team: 2003  
 OHL All-Rookie Team: 2001

## ACQUIRED

Acquired by Vancouver from Florida with Roberto Luongo and Florida's 6th round choice (Sergei Shirokov) in the 2006 NHL Entry Draft in exchange for Todd Bertuzzi, Bryan Allen and Alex Auld on June 23, 2006.

## PERSONAL

Favorite player growing up was New York Rangers defenceman Brian Leetch...In the off-season he lives in the Czech Republic...Lukas' brother Jan plays professional hockey in England...He likes to fish, play tennis and play soccer...Favorite band is Metallica...His favorite sport to watch other than hockey is soccer; he is a fan of English Premier League team Chelsea.

## CAREER HIGHLIGHTS

**2007–08:** Suffered a season-ending shoulder injury, Jan. 23 vs STL...Logged a season-high 24:09 time on-ice, Jan. 8 vs NYI...Scored on the power play, his first goal of the season, Oct. 10 vs PHI. **2006–07:** Made his NHL Playoff debut, recording two points and 12 penalty minutes in 12 games, Apr. 11 vs DAL...Recorded 16 points (3–13–16) and 64 penalty minutes through 78 games played in his first season with the Vancouver Canucks...Set career highs in goals (3), games played (78) and tied a career high for points (16)...Scored the game-winning OT goal, his first as a Canuck, and was named first star, Oct. 21 at NSH...Recorded his first point as a Canuck, an assist, Oct. 8 at COL...Played his first game in a Canucks uniform and logged 19:01 of ice-time, Oct. 5 at DET. **2005–06:** Set career highs in goals (2), assists (14), points (16), PIM (50) and games played (67). **2004–05:** Completed third AHL season with San Antonio, recording 24 points (2–22–24) with 57 PIM in 78 games...Earned the most assists (22) by a defenceman for San Antonio. **2003–04:** Completed his second NHL season, posting career highs in goals (1), assists (6), points (7), games played (18) and PIM (12)...Tallied first career NHL multi-point game with two assists, Jan. 24 at BOS, capping a three-game assist streak (0–4–4). **2002–03:** Tied for seventh among all OHL defencemen in scoring (53 PTS).

## INTERNATIONAL

World Championships: 2006 (Silver)  
 World Junior Championships: 2003, 2002



## KRAJICEK vs NHL

TEAM	GP	G	A	PTS	PIM
Anaheim	8	0	0	0	4
Atlanta	9	1	1	2	2
Boston	5	0	3	3	2
Buffalo	5	0	3	3	4
Calgary	12	0	2	2	12
Carolina	9	0	0	0	12
Chicago	6	0	1	1	0
Colorado	10	0	3	3	10
Columbus	8	1	2	3	12
Dallas	7	0	0	0	10
Detroit	8	2	1	3	8
Edmonton	12	0	1	1	16
Florida	1	0	0	0	0
Los Angeles	8	0	3	3	4
Minnesota	11	0	2	2	16
Montreal	7	1	1	2	8
Nashville	7	1	2	3	0
New Jersey	5	0	2	2	4
NY Islanders	4	0	0	0	2
NY Rangers	5	0	2	2	4
Ottawa	5	0	1	1	4
Philadelphia	6	1	1	2	4
Phoenix	6	0	1	1	0
Pittsburgh	5	1	1	2	4
San Jose	8	0	1	1	2
St. Louis	7	0	0	0	2
Tampa Bay	9	0	2	2	6
Toronto	5	0	1	1	2
Washington	9	0	5	5	8

**Totals** 207 8 42 50 162

## NHL MILESTONES

**100th NHL Game:** Oct. 23/06 at DAL  
**200th NHL Game:** Jan. 8/08 vs NYI



## CAREER STATS

## MOST SHOTS FACED

60

FEB. 27/02 vs DET (3-2 OTL)

## MOST SAVES IN A GAME

57

FEB. 27/02 vs DET (3-2 OTL)

## SHOOTOUT RECORD

11-11

## PENALTY SHOT RECORD

11/12



## REGULAR SEASON

## PLAYOFFS

SEASON	CLUB	LEA	GPI	W	L	T/OT	MIN	GA	SO	GAA	GPI	W	L	MIN	GA	SO	GAA
1995-96	Val d'Or	QMJHL	23	6	11	4	1201	74	0	3.70	3	0	1	68	5	0	4.41
1996-97	Val d'Or	QMJHL	60	32	22	2	3305	171	2	3.10	13	8	5	777	44	0	3.40
1997-98	Val d'Or	QMJHL	54	27	20	5	3046	157	7	3.09	17	14	3	1019	37	2	2.18
1998-99	Val d'Or	QMJHL	21	6	10	2	1176	77	1	3.93	-	-	-	-	-	-	-
	Acadie-Bathurst	QMJHL	22	14	7	1	1340	74	0	3.31	23	16	6	1400	64	0	2.74
1999-00	NY Islanders	NHL	24	7	14	1	1,292	70	1	3.25	-	-	-	-	-	-	-
	Lowell	AHL	26	10	12	4	1517	74	1	2.93	6	3	3	359	18	0	3.01
2000-01	Florida	NHL	47	12	24	7	2,628	107	5	2.44	-	-	-	-	-	-	-
	Louisville	AHL	3	1	2	0	178	10	0	3.38	-	-	-	-	-	-	-
2001-02	Florida	NHL	58	16	33	4	3,029	140	4	2.77	-	-	-	-	-	-	-
2002-03	Florida	NHL	65	20	34	7	3,627	164	6	2.71	-	-	-	-	-	-	-
2003-04	Florida	NHL	72	25	33	14	4,251	172	7	2.43	-	-	-	-	-	-	-
2004-05	Did Not Play																
2005-06	Florida	NHL	75	35	30	9	4,304	213	4	2.97	-	-	-	-	-	-	-
	Canada	Olympics	2	1	1	0	119	3	0	1.51	-	-	-	-	-	-	-
2006-07	Vancouver	NHL	76	47	22	6	4,490	171	5	2.29	12	5	7	847	25	0	1.77
2007-08	Vancouver	NHL	73	35	29	9	4,233	168	6	2.38	-	-	-	-	-	-	-
VANCOUVER TOTALS			149	82	51	15	8,723	339	11	2.33	12	5	7	847	25	0	1.77
NHL TOTALS			490	197	219	57	27,857	1,205	38	2.60	12	5	7	847	25	0	1.77

## NHL FIRSTS

<b>First Game</b>	Nov. 28/99 vs BOS
<b>First Win</b>	Nov. 28/99 vs BOS
<b>First Shutout</b>	Dec. 27/99 vs BOS

## STREAKS

<b>Longest Undefeated Streak</b>	8 games	Twice (latest Feb. 10–29/08: 5–0–3)
<b>Longest Winning Streak</b>	7 games	Dec. 26/06–Jan. 7/07
<b>Longest Shutout Sequence</b>	21:12	Nov. 23–Dec. 2/07
<b>Consecutive Starts</b>	31	Active, Jan. 31 – Apr. 5/08

## HONOURS

Cyclone Taylor Trophy: 2007–08  
 Molson Cup Winner: 2007–08  
 NHL Second All-Star Team: 2006–07  
 NHL All-Star: 2006–07  
 Cyclone Taylor Trophy: 2006–07  
 Molson Cup Winner: 2006–07  
 Most Exciting Player Award: 2006–07  
 NHL Second All-Star Team: 2003–04  
 NHL All-Star: 2003–04  
 NHL YoungStar: 2001–02  
 Michael Bossy Trophy (Top Draft Prospect): 1996–97

## ACQUIRED

From Florida with Lukas Krajicek and a sixth round pick in the 2006 NHL Entry Draft (Sergei Shirokov) in exchange for Bryan Allen, Alex Auld and Todd Bertuzzi on June 23, 2006.

## PERSONAL

Roberto and his wife Gina recently had a baby girl named Gabriella...Roberto's nickname is Louie...His favourite player growing up was Grant Fuhr...Spends the off-season in Montreal and Florida...Likes to sit in the stands and tape his stick before every game...Enjoys playing poker, golf and watching movies...Roberto's first job was selling shoes in his father's shoe store.

## CAREER HIGHLIGHTS

**2007–08**: Has played three consecutive seasons with 35 or more wins...Set a Canucks record for longest consecutive shutout streak (over three complete games, 210:34 minutes Nov. 23– Dec. 2nd)...Named NHL's second star for November, posting an 8–2–2 record, 1.56 GAA, .940 save percentage and four shutouts...Named second star posting a season-high 49 saves on 51 shots for the shutout victory, Feb. 21/08 at NSH...Posted third consecutive shutout stopping 26 shots (turned away a combined 79 shots over three games). **2006–07**: Set new League record for most shots faced by a goaltender and most shots faced in his NHL Playoff debut (76), tying for the second highest number of saves all-time (72)...Played in the franchise's longest game in Playoff history at 138:06 minutes...Set career highs for wins (47) and longest undefeated streak (8 games: 6–0–2 from Mar. 13–29)...Finished second in the NHL in wins (47)...Ranked tied for 6th in the League for GAA (2.29) and shutouts (5) and was 4th in the league in save percentage (.921)...Finalist for the Vezina Trophy, Hart Trophy and Lester B. Pearson Award...Posted 39th win, named second star and set a new franchise record for wins by a Vancouver goaltender in a single season, Mar. 9 at SJ...Set new single-season career high after posting his 36th win, Mar. 1 vs PHX...Won 30th game of the season and set new franchise record becoming first Canucks goalie to win 30 games in his first season with the club, Feb. 6 at EDM...Named NHL's 'Third Star' for January after posting an 8–1–2 record, 1.86 GAA, .945 save percentage and one shutout in 11 games played...Recorded 30th career shutout making 30 saves and was named first star, Jan. 16 at MTL. **2005–06**: Set a Panthers franchise record with his 107th career win, Apr. 13 at OTT...Turned away 27 shots for his 25th career shutout, Oct. 7 vs TB. **2004–2005**: Represented Team Canada at the World Championships and World Cup. **2003–04**: Set NHL records for saves (2,303) and shots against (2,475)...Recorded new career highs and franchise records for games played (72), minutes played (4,252), shutouts (7), consecutive shutout minutes (182:37, Feb. 21–27), consecutive starts and games played by a goaltender (18 from Nov. 29 – Jan. 10)...Ranked third among NHL goaltenders in save percentage (.931), third in minutes (4,252), fourth in games played (72) and fifth in shutouts (7)...Set career highs in wins (25), becoming only the second Panthers goaltender to record as many as 25 wins in a season (John Vanbiesbrouck)...Finished the season as the NHL's active shutout leader prior to turning 25 years old, with 23, topping Martin Brodeur's 22...Finalist for the Vezina Trophy and Lester B. Pearson Award...Posted franchise record seventh shutout of the season with 29 saves Mar. 2 at WSH in a 1–0 win. **2002–03**: Broke his own franchise record with a 144:51 scoreless streak, Jan. 20 vs MTL.





**2000-01:** Tied for sixth in the NHL in save percentage and tied the second-best save percentage for a rookie in NHL history (Manny Fernandez, 1999-00)...Made 21 saves to earn his first win as a Panther Nov. 25, 2-1 vs TB in OT – the first victory by a rookie goalie in Panthers history...Became the first rookie in Panthers history to record a shutout with 0-0 tie (20 saves), Oct. 22 at MIN. **1999-00:** Stopped first career NHL penalty shot (Dan Kesa), Jan. 13 at TB...Made career-high 46 saves Dec. 19 in 5-3 win vs NJ. **1998-99:** Won Quebec League title with Acadie-Bathurst and led all QMJHL goaltenders in Playoff games played (23), wins (16) and minutes (1,400), finishing 16-6 overall in the postseason through the Memorial Cup Finals. **1997-98:** Drafted first round, fourth overall in the 1997 NHL Entry Draft by the NYI, making him the highest drafted goaltender in League history...Won the QMJHL title with Val d'Or, appearing in 17 playoff games posting a 14-3 record and a 2.18 GAA.

## INTERNATIONAL

Olympic Games: 2006

World Championships: 2005 (Silver), 2004 (Gold), 2003 (Gold), 2001

World Cup: 2004 (Gold)

World Junior Championships: 1999 (Silver)

## NHL MILESTONES

**100th NHL Win:** Jan. 27/06 vs NJ (4-0 shutout victory)  
**200th NHL Game:** Oct. 20/03 at NYR  
**400th NHL Game:** Feb. 27/07 at STL

## LUONGO vs NHL

TEAM	GPI	MINS	GA	SOG	SO	W	L	T/OT	WIN%	GAA	SV%
Anaheim	13	655	24	322	2	6	6	0	.500	2.20	.925
Atlanta	24	1290	62	696	1	9	11	2	.455	2.88	.911
Boston	22	1244	52	702	4	10	8	3	.548	2.51	.926
Buffalo	15	903	30	477	1	7	6	2	.533	1.99	.937
Calgary	18	1012	49	533	0	9	8	1	.528	2.91	.908
Carolina	26	1472	63	831	1	9	13	4	.423	2.57	.924
Chicago	14	786	28	392	2	7	5	1	.577	2.14	.929
Colorado	20	1149	62	576	1	5	13	2	.300	3.24	.892
Columbus	11	667	21	283	4	5	3	3	.591	1.89	.926
Dallas	13	744	25	397	2	6	4	2	.583	2.02	.937
Detroit	14	855	34	519	0	5	7	2	.429	2.39	.934
Edmonton	19	1144	44	535	1	11	5	3	.658	2.31	.918
Florida	3	190	8	110	0	2	0	1	.833	2.53	.927
Los Angeles	11	657	28	322	0	5	5	1	.500	2.56	.913
Minnesota	21	1183	58	539	1	6	11	4	.381	2.94	.892
Montreal	20	1171	49	651	2	7	7	5	.500	2.51	.925
Nashville	14	778	30	391	1	5	5	3	.500	2.31	.923
New Jersey	18	1022	52	593	2	5	13	0	.278	3.05	.912
NY Islanders	19	995	45	566	0	5	9	2	.375	2.71	.920
NY Rangers	19	1089	48	611	2	6	10	2	.389	2.64	.921
Ottawa	16	844	48	549	0	4	11	1	.281	3.41	.913
Philadelphia	12	566	34	364	0	2	6	3	.318	3.60	.907
Phoenix	9	509	21	262	0	4	5	0	.444	2.48	.920
Pittsburgh	21	1258	59	666	4	12	7	2	.619	2.81	.911
San Jose	13	741	40	397	0	4	8	1	.346	3.24	.899
St. Louis	14	834	31	393	1	8	6	0	.571	2.23	.921
Tampa Bay	26	1528	63	835	3	12	11	2	.520	2.47	.925
Toronto	14	790	32	429	1	6	6	2	.500	2.43	.925
Vancouver	2	99	5	49	0	0	1	0	.000	3.03	.898
Washington	29	1682	60	898	2	15	9	3	.611	2.14	.933
<b>Totals</b>	<b>490</b>	<b>27,857</b>	<b>1,205</b>	<b>14,888</b>	<b>38</b>	<b>197</b>	<b>219</b>	<b>57</b>	<b>.477</b>	<b>2.60</b>	<b>.919</b>



# CAREER STATS

**MOST GOALS IN A GAME** 1

SEVERAL TIMES LATEST APR. 1/08 vs COL

**MOST ASSISTS IN A GAME** 2

SEVERAL TIMES LATEST MAR. 4/07 vs MIN

**MOST POINTS IN A GAME** 2

SEVERAL TIMES LATEST MAR. 4/07 vs MIN

**CAREER HAT TRICKS** 0

**GAME WINNING GOALS** 3

LATEST NOV. 18/07 vs CGY

**POWER PLAY GOALS** 0

**SHORT HANDED GOALS** 1

LATEST DEC. 27/06 vs CGY

**OVERTIME POINTS** 0-2-2

**SHOOTOUT RECORD** 0/0

**PENALTY SHOT RECORD** 0/0



## REGULAR SEASON

## PLAYOFFS

SEASON	CLUB	LEA	GP	G	A	PTS	PIM	GP	G	A	PTS	PIM
1997-98	Clarkson	ECAC	34	9	17	26	105	-	-	-	-	-
1998-99	Clarkson	ECAC	34	10	19	29	40	-	-	-	-	-
	Albany	AHL	6	1	3	4	29	-	-	-	-	-
1999-00	New Jersey	NHL	2	0	0	0	0	-	-	-	-	-
	Albany	AHL	63	5	14	19	71	5	1	2	3	4
2000-01	New Jersey	NHL	16	0	2	2	29	-	-	-	-	-
	Minnesota	NHL	17	1	7	8	11	-	-	-	-	-
	Albany	AHL	41	3	13	16	94	-	-	-	-	-
2001-02	Minnesota	NHL	68	3	10	13	68	-	-	-	-	-
2002-03	Minnesota	NHL	69	2	12	14	84	18	1	3	4	14
2003-04	Minnesota	NHL	70	1	13	14	83	-	-	-	-	-
2004-05	Did Not Play											
2005-06	Minnesota	NHL	64	2	6	8	87	-	-	-	-	-
	Dallas	NHL	16	0	2	2	26	5	0	0	0	2
2006-07	Vancouver	NHL	62	1	10	11	45	12	0	1	1	12
2007-08	Vancouver	NHL	72	2	10	12	81	-	-	-	-	-
VANCOUVER TOTALS			134	3	20	23	126	12	0	1	1	12
NHL TOTALS			456	12	72	84	514	35	1	4	5	28



## NHL FIRSTS

**First Game** Mar. 25/01 at TOR  
**First Goal** Mar. 25/01 vs VAN  
**First Assist** Oct. 6/00 vs MTL

## STREAKS

**Assists** 4 games Apr. 2-8/01: 5 assists  
**Points** 4 games Apr. 2-8/05: 0-4-4

## HONOURS

Walter (Babe) Pratt (Canucks "Best Defenceman"): 2007-08  
 NCAA East Second All-American Team: 1999

## ACQUIRED

Signed as a free agent by Vancouver on July 1, 2006.

## PERSONAL

Willie lives with his wife Megan in Port McNeill, BC during the Summer...Grandfather Les Mitchell played in the West Coast Hockey League and earned a tryout at the NYR camp during the Original Six days...Most memorable NHL moment was playing in his first Saturday night *Hockey Night in Canada* game at TOR...Loves to spend time salmon fishing, fly fishing, hiking, mountain biking and camping when away from the rink...Dill pickle potato chips, hamburgers and sushi are his favorite foods...Rooted for the Canucks growing up; his favourite players were Cam Neely and Jeremy Roenick...Began playing hockey at the age of four...His mom, Nadija, and his dad, Reid, are the two people who most influenced his hockey career...Favourite movie is *Wedding Crashers* and favourite TV show is *SportsCenter*...Vince Vaughn is his favourite actor and Selma Hayek his favourite actress...First job as a kid was working at a logging camp...Most memorable moment away from the rink was catching a 50-pound salmon with his dad at Rivers Inlet, BC... Best friends in hockey are Nick Schultz and Eric Cole.

## CAREER HIGHLIGHTS

**2007-08:** Scored the game-winning goal, his first of the season, and was named first star, Nov. 18 at CGY... Blocked three shots and registered an assist to finish plus-one with a team-high 26:55 TOI, Nov. 8 at CGY... Blocked a game-high five shots, Oct. 22 at CAR. **2006-07:** Had one assist and 12 penalty minutes in 12 post season games... Earned two assists, tying a career high for most points in a game, Feb. 18 vs COL... Recorded his first goal as a Canuck, Jan 11 vs MIN... Recorded one assist and five blocked shots and was named second star, Dec. 14 vs CGY... Notched his first point as a Canuck, an assist, Oct. 8 at COL. **2005-06:** Played five Playoff games for the Stars... Registered his first point as a Star with an assist, Mar. 16 at LA... Named captain of the Wild for the month of December... Tallied his first goal of the year, Oct. 19 vs SJ. **2003-04:** Ranked tied for first in plus/minus (plus 12), second in average ice time (22:35) and fourth in PIMs on the team... Established a career-high for assists in a season and matched his career-high point total. **2002-03:** Recorded career-highs in points (14), shots (67) and PIM (84)... Ranked third on the team with a career-best +13 rating... Tallied Wild's first goal and earned 3rd star honours in Game Five Playoff win, Apr. 19 at COL... Ranked second in scoring among Wild blueliners in the post-season... Recorded lone multi-point game with a goal and an assist, Dec. 10 vs TB... Notched his 14th point of the season, an assist, establishing a new career-high for points, Mar. 23 vs DET... Potted his second goal of the year and his first game winner, Mar. 4 vs NJ... Picked up his fourth assist in five games with a helper on a game winning goal, Oct. 31 vs SJ. **2001-02:** Established a career-high with three goals and finished the year with 13 points (3-10-13)... Ranked third on the team in average ice time (24:16)... Finished third among Wild defencemen in scoring... Scored first game-winning goal of NHL career, Oct. 7 at LA. **2000-01:** Split his first full NHL season between MIN and NJ... Appeared in 33 total games and registered one goal, nine assists and 40 PIM... Finished season with career-best four-game point-scoring streak (0-5-5), Apr. 2-8... Posted first multi-point game of NHL career with two assists, Apr. 6 vs CBJ. **1999-00:** Tallied a goal and two assists in five games with Albany during the Calder Cup Playoffs... Registered points (2-1-3) in season-high three consecutive games, Mar. 17-19.

## INTERNATIONAL

World Championships: 2004



## MITCHELL vs NHL

TEAM	GP	G	A	PTS	PIM
Anaheim	25	0	2	2	39
Atlanta	7	0	1	1	2
Boston	7	0	0	0	6
Buffalo	6	0	2	2	4
Calgary	30	1	6	7	46
Carolina	6	0	0	0	6
Chicago	21	1	1	2	13
Colorado	36	1	13	14	28
Columbus	24	0	5	5	12
Dallas	17	0	2	2	4
Detroit	24	1	7	8	18
Edmonton	34	1	3	4	54
Florida	5	0	0	0	0
Los Angeles	22	1	3	4	18
Minnesota	15	1	3	4	10
Montreal	6	0	1	1	12
Nashville	20	0	0	0	12
New Jersey	6	1	0	1	6
NY Islanders	6	1	1	2	4
NY Rangers	8	0	3	3	8
Ottawa	8	0	0	0	4
Philadelphia	8	0	1	1	8
Phoenix	26	0	3	3	55
Pittsburgh	8	0	3	3	21
San Jose	25	1	5	6	23
St. Louis	21	0	3	3	31
Tampa Bay	5	1	1	2	9
Toronto	4	0	0	0	2
Vancouver	22	1	2	3	53
Washington	4	0	1	1	6

**Totals** 456 12 72 84 514

## NHL MILESTONES

**100th NHL Game:** Oct. 12/02 at STL



## CAREER STATS

MOST GOALS IN A GAME 2

SEVERAL TIMES LATEST JAN. 23/08 vs STL

MOST ASSISTS IN A GAME 3

SEVERAL TIMES LATEST DEC. 27/06 vs CGY

MOST POINTS IN A GAME 3

SEVERAL TIMES LATEST JAN. 13/07 at TOR

CAREER HAT TRICKS 0

GAME WINNING GOALS 18

LATEST NOV. 29/07 vs CBJ

POWER PLAY GOALS 33

LATEST MAR. 8/08 vs STL

SHORT HANDED GOALS 5

LATEST MAR. 11/06 vs DAL

OVERTIME POINTS 6-8-14

SHOOTOUT RECORD 0/0

PENALTY SHOT RECORD 0/0



## REGULAR SEASON

## PLAYOFFS

SEASON	CLUB	LEA	GP	G	A	PTS	PIM	GP	G	A	PTS	PIM
1994-95	Lulea HF	Sweden	34	6	10	16	34	9	4	0	4	16
1995-96	Lulea HF	Sweden	38	4	10	14	26	13	1	0	1	47
1996-97	Lulea HF	Sweden	47	7	9	16	38	10	1	2	3	8
	Lulea HF	EuroHL	6	0	3	3	0	-	-	-	-	-
1997-98	Vancouver	NHL	77	7	23	30	76	-	-	-	-	-
	Sweden	Olympics	4	0	1	1	4	-	-	-	-	-
1998-99	Vancouver	NHL	74	9	26	35	83	-	-	-	-	-
1999-00	Vancouver	NHL	42	4	16	20	24	-	-	-	-	-
2000-01	Vancouver	NHL	65	8	20	28	46	4	1	3	4	6
2001-02	Vancouver	NHL	81	10	26	36	56	6	1	1	2	6
	Sweden	Olympics	4	0	2	2	2	-	-	-	-	-
2002-03	Vancouver	NHL	59	2	27	29	42	13	3	4	7	12
2003-04	Vancouver	NHL	82	14	20	34	73	7	1	4	5	13
2004-05	Lulea HF	Sweden	2	1	0	1	4	-	-	-	-	-
2005-06	Vancouver	NHL	78	13	20	33	92	-	-	-	-	-
	Sweden	Olympics	6	0	2	2	2	-	-	-	-	-
2006-07	Vancouver	NHL	77	11	20	31	80	12	2	5	7	12
2007-08	Vancouver	NHL	53	9	15	24	79	-	-	-	-	-
VANCOUVER/NHL TOTALS			688	87	213	300	651	42	8	17	25	49

## NHL FIRSTS

<b>First Game</b>	Oct. 3/97 vs ANA
<b>First Goal</b>	Oct. 9/97 vs TOR
<b>First Assist</b>	Oct. 9/97 vs TOR

## STREAKS

<b>Goals</b>	3 games	Four times (latest Dec. 12-16/06: 3 goals)
<b>Assists</b>	4 games	Twice (latest Jan. 19-27/04: 4 assists)
<b>Points</b>	6 games	Jan. 12-23/02 (5-4-9)

## HONOURS

Canucks Most Outstanding Defenceman: 2005-06  
 Walter (Babe) Pratt (team's best defenceman): 1999-00  
 NHL All-Star Game: 1998-99  
 NHL All-Rookie Team: 1997-98

## ACQUIRED

Vancouver's 1st choice, 13th overall, in the 1994 NHL Entry Draft.

## PERSONAL

Mattias and his wife Linda have two children, Viktor and Hannah...Lives in Vancouver during the season and spends his summers in Sweden...Growing up his boyhood idol was All-Star defenceman Borje Salming...His greatest hockey moment was playing for Team Sweden in the 2006 Winter Olympics and winning gold...Enjoys playing soccer.

## CAREER HIGHLIGHTS

**2007-08:** Logged the Canucks highest time on ice per game with an average of 23:46 minutes...Underwent season-ending knee surgery, Mar. 13...Scored his 84th career goal to become the Canucks all-time goals leader among defencemen Dec. 15 at EDM...Recorded his 83rd career goal, tying the franchise record for most goals scored by a defenceman, and was named first star, Dec. 5 at CHI...Scored a goal (overtime game-winner) and an assist, named second star, Oct. 6 at CGY. **2006-07:** Made 12 Playoff appearances, scoring seven points (2-5-7) and 12 penalty minutes...Became the third highest scoring defenceman in franchise Playoff history earning his 19th and 20th career Playoff points, Apr. 11 vs DAL...Led all Canucks skaters in average time on ice per game (24:47)...Finished the season with six career overtime goals, placing him in a two-way tie for fourth place with the most overtime goals scored by a Canuck defenceman all-time...Notched an assist, to extend his point streak to four games (1-3-4), Nov. 6 vs DAL. **2005-06:** Led all Canucks defencemen in goals scored with 13 and recorded a total of 33 points (13-20-33), and 92 penalty minutes...Led the team in blocked shots with 170 and ice-time per game with an average of 25:40...Named 2nd star, scoring his 12th goal of the season and became the second highest goal scoring defenceman in club history (66), Apr. 8 vs CGY...Scored the game-winning goal, extending his point streak to three games, Jan. 31 at PHX...Became the third highest goal scorer among Canuck defencemen notching his 56th and 57th career goals, Oct. 18 vs CHI. **2003-04:** Played an entire 82-game season for the first time in his NHL career, finishing with 34 points including a career high 14 goals...Led all Canucks skaters with an average of 25:47 of ice-time per game...Scored his fourth goal in five games, and logged over 25 minutes of ice-time, Mar. 6 at CBJ...Scored the game-tying goal, his 11th of the season setting a new career high, Mar. 3 at COL...Tied for a club record with Geoff Courtnall, scoring his 5th career overtime goal, Nov. 18 vs MTL...Scored the game-winning goal in OT, notched an assist and was named 3rd star of the game, Nov. 18 vs MTL. **2002-03:** Set a new career high with 27 assists in only 59 games played...Finished the season with 29 points and a team leading 25:23 (average per game) of ice-time...Set a new season-high for time on ice, after playing 30:22, Jan. 30 vs EDM. **2001-02:** Finished the season with a career high 10 goals and 36 points...Scored the game-winning OT goal, notched an assist and was named 1st star, Mar. 17 at NJ...Notched three assists, a new single-game career high, Oct. 11 at DAL. **2000-01:** Led all Canucks with an average TOI of 25 minutes...Scored the game-winning goal in OT and led the Canucks in minutes (28), shots (5), hits (6) and blocked shots (5), Mar. 2 vs STL...Returned to the line-up after missing 17 games following eye surgery and was named 1st star, scoring the game-winning goal, Nov. 28 vs ANA. **1999-00:** Led the Canucks in ice time with an average of 27:41 per game, that average also ranked fifth in the NHL...Led the NHL with an average of 33.02 shifts per game...Missed the first 38 games with an eye injury suffered in the preseason, Sept. 21 at OTT. **1998-99:** Recorded his first career three-point game Mar. 27 vs MTL...Set career-highs in goals (9), assists (26) and points (31)...Finished seventh in the NHL with an average ice time of 26:07 per game...First on team with 154 blocked shots...Picked up 14 points in his first 14 games (4-10-14). **1997-98:** Finished second in Calder trophy voting to Sergei Samsonov...Finished first in NHL rookie scoring among defencemen (30 points)...Finished first in the League in rookie assists among defencemen (23)...Finished fifth overall in rookie scoring...Finished first among rookies in shots (172)...Recorded first goal and first assist, Oct. 9 vs TOR...Played first NHL game Oct. 3 against ANA in Japan...Tied Lumme for first among Canuck defencemen in scoring.

## INTERNATIONAL

Winter Olympics: 2006 (Gold), 2002, 1998  
 World Championships: 2001 (Bronze), 1998 (Gold), 1997 (Silver)  
 World Cup: 2004  
 World Junior Championships: 1996 (Silver), 1995 (Bronze), 1994 (Silver)



## OHLUND vs NHL

TEAM	GP	G	A	PTS	PIM
Anaheim	37	3	12	15	22
Atlanta	6	1	4	5	12
Boston	12	0	3	3	2
Buffalo	12	2	4	6	28
Calgary	47	6	15	21	47
Carolina	9	2	5	7	6
Chicago	35	5	13	18	28
Colorado	52	5	12	17	64
Columbus	25	7	11	18	22
Dallas	32	1	16	17	12
Detroit	34	1	10	11	53
Edmonton	52	7	14	21	66
Florida	11	1	5	6	2
Los Angeles	37	2	15	17	30
Minnesota	41	5	8	13	57
Montreal	15	5	8	13	8
Nashville	30	3	9	12	30
New Jersey	12	2	2	4	10
NY Islanders	9	0	1	1	4
NY Rangers	7	0	3	3	2
Ottawa	14	0	4	4	14
Philadelphia	10	2	2	4	14
Phoenix	32	3	6	9	37
Pittsburgh	11	1	4	5	2
San Jose	38	6	12	18	34
St. Louis	31	9	6	15	16
Tampa Bay	9	3	3	6	5
Toronto	20	5	9	14	18
Washington	8	0	3	3	6

**Totals** 688 87 213 300 651

## NHL MILESTONES

**100th NHL Game:** Nov. 29/98 at PHI  
**500th NHL Game:** Nov. 17/04 at LA

**100 NHL Points:** Jan. 27/01 at CGY



## CAREER STATS

MOST GOALS IN A GAME 2

THREE TIMES LATEST DEC. 2/06 vs BUF

MOST ASSISTS IN A GAME 2

THREE TIMES LATEST MAR. 15/08 at DAL

MOST POINTS IN A GAME 3

MAR. 15/08 at DAL

CAREER HAT TRICKS 0

GAME WINNING GOALS 9

LATEST MAR. 20/08 at EDM

POWER PLAY GOALS 11

LATEST OCT. 29/07 at TOR

SHORT HANDED GOALS 8

LATEST FEB. 24/07 at NJ

OVERTIME POINTS 0-0-0

SHOOTOUT RECORD 4/13

2 GDG

PENALTY SHOT RECORD 1/2

LATEST GOAL NOV. 23/05 vs TB



## REGULAR SEASON

## PLAYOFFS

SEASON	CLUB	LEA	GP	G	A	PTS	PIM	GP	G	A	PTS	PIM
1998-99	Denver	WCHA	33	6	14	20	44	-	-	-	-	-
1999-00	Denver	WCHA	19	2	6	8	49	-	-	-	-	-
	Calgary	WHL	27	14	6	20	41	11	2	6	8	30
2000-01	Washington	NHL	10	0	0	0	2	-	-	-	-	-
	Portland	AHL	64	19	17	36	92	2	0	0	0	4
2001-02	Washington	NHL	61	7	3	10	44	-	-	-	-	-
	Portland	AHL	9	3	3	6	24	-	-	-	-	-
2002-03	Washington	NHL	1	0	0	0	0	-	-	-	-	-
	Portland	AHL	69	14	13	27	72	3	0	2	2	2
2003-04	Washington	NHL	71	7	5	12	37	-	-	-	-	-
2004-05	Ljubljana	Slovenia	1	0	1	1	0	-	-	-	-	-
	Ljubljana	Interliga	7	2	4	6	41	-	-	-	-	-
2005-06	Washington	NHL	71	20	18	38	39	-	-	-	-	-
2006-07	Washington	NHL	64	16	16	32	22	-	-	-	-	-
2007-08	Washington	NHL	56	2	5	7	25	-	-	-	-	-
	Vancouver	NHL	20	4	2	6	11	-	-	-	-	-

## VANCOUVER TOTALS

20 4 2 6 11

## NHL TOTALS

354 56 49 105 180

## NHL FIRSTS

<b>First Game</b>	Nov. 24/00 vs NYI
<b>First Goal</b>	Nov. 13/01 vs OTT
<b>First Assist</b>	Dec. 28/01 at DAL

## STREAKS

<b>Goals</b>	3 games	Nov. 30-Dec. 6/06: 4 goals
<b>Assists</b>	4 games	Jan. 26-Feb. 3/06: 4 assists
<b>Points</b>	5 games	Nov. 25-Dec. 6/06: 4-4-8

## ACQUIRED

Acquired by Vancouver from Washington in exchange for Matt Cooke on Feb. 26, 2008.

## PERSONAL

Joined Right To Play as an athlete ambassador in September 2006...Supports the Garth Brooks Teammates for Kids Foundation and Athletes Against Autism...Enjoys playing golf, tennis and squash in his spare time...Favourite food is pizza...Lists *CSI* as favourite TV show and *Rounders* as favourite movie...Favourite book is *The Da Vinci Code*...Resides in Victoria, British Columbia.

## CAREER HIGHLIGHTS

**2007-08:** Split the season between Vancouver and Washington, posting 13 points (6-7-13) and 36 penalty minutes in 76 games...Recorded six points (4-2-6) and 11 penalty minutes in 20 games played with Vancouver after the trade deadline...Scored the game-winning goal, Mar. 20 at EDM...Set a career high for most points in a game (1-2-3), Mar. 15 at DAL...Collected the game-winner, his first goal as a Canuck, Mar. 6 vs NSH...Made his debut with the Canucks, Feb. 27 vs COL...Played in his 300th NHL game, Nov. 23 at PHI. **2006-07:** Finished fourth on the Capitals in scoring with 32 points (16-16-32)...Second on the team and tied for 10th in the NHL with three SHGs...Scored 10 goals in a 16-game span from Nov. 6-Dec. 9, including a career best three-game goal streak, Nov. 11 - Nov. 15...Had a career-best five-game point-scoring streak from Nov. 25-Dec. 6 (4-4-8). **2005-06:** Tied for third on the team with 20 goals and sixth with 38 points in 71 games...Established career highs in goals (20), assists (18) and points (38) while matching a career high in GP (71)...Led the team and ranked tied for third in the NHL with five SHGs...Scored 10 of 20 goals in the third period...Played his 200th career game, Mar. 18 at FLA...Recorded the first multiple-goal game of his career, including his third SHG, Feb. 28 at TOR...Scored on his first career penalty shot attempt, Nov. 23 vs TB. **2003-04:** Appeared in 71 games for the Capitals, recording a then-career high 12 points (7-5-12)...Scored goals in consecutive games, a career first, on Apr. 24 and Apr. 27 (2-0-2)...Tallied his first goal of the season, Oct. 17 at DAL...Tallied a GWG and started a three-game point streak (Feb. 19-23, 1-2-3), Feb. 19 vs NJ.

## INTERNATIONAL

World Championship: 2006

World Junior Championship: 2000 (Bronze)



## PETTINGER vs NHL

TEAM	GP	G	A	PTS	PIM
Anaheim	4	1	0	1	2
Atlanta	31	6	3	9	18
Boston	15	4	3	7	4
Buffalo	17	3	3	6	0
Calgary	6	1	0	1	2
Carolina	25	2	4	6	14
Chicago	3	1	0	1	11
Colorado	7	0	2	2	0
Columbus	4	0	0	0	2
Dallas	5	3	3	6	5
Detroit	4	1	0	1	0
Edmonton	6	1	0	1	0
Florida	30	3	5	8	8
Los Angeles	4	0	2	2	4
Minnesota	3	0	0	0	0
Montreal	18	3	1	4	8
Nashville	4	1	0	1	4
New Jersey	17	3	1	4	2
NY Islanders	17	2	3	5	10
NY Rangers	18	2	2	4	26
Ottawa	19	4	1	5	8
Philadelphia	17	1	1	2	14
Phoenix	5	0	1	1	0
Pittsburgh	19	4	4	8	14
San Jose	3	0	0	0	0
St. Louis	6	0	0	0	0
Tampa Bay	27	5	8	13	16
Toronto	16	5	2	7	6
Vancouver	4	0	0	0	2

**Totals** 354 56 49 105 180

## NHL MILESTONES

**100th NHL Game:** Jan. 1/04 vs NJ





## CAREER STATS

MOST GOALS IN A GAME 3

TWICE LATEST NOV. 17/05 vs ATL

MOST ASSISTS IN A GAME 3

TWICE LATEST NOV. 5/03 vs WSH

MOST POINTS IN A GAME 3

FOUR TIMES LATEST NOV. 17/05 vs WSH

CAREER HAT TRICKS 2

LATEST NOV. 17/05 vs WSH

GAME WINNING GOALS 13

LATEST MAR. 17/08 vs PHX

POWER PLAY GOALS 20

LATEST MAR. 17/08 vs PHX

SHORT HANDED GOALS 2


LATEST OCT. 30/03 vs TOR

OVERTIME POINTS 0-0-0

SHOOTOUT RECORD 1 / 10

1 GDG

PENALTY SHOT RECORD 0 / 0



## REGULAR SEASON

## PLAYOFFS

SEASON	CLUB	LEA	GP	G	A	PTS	PIM	GP	G	A	PTS	PIM
1997-98	Sudbury	OHL	58	14	17	31	104	10	3	1	4	8
1998-99	Sudbury	OHL	68	37	38	75	95	4	0	4	4	6
1999-00	Sudbury	OHL	68	40	49	89	98	12	8	7	15	25
2000-01	NY Islanders	NHL	78	4	14	18	39	-	-	-	-	-
2001-02	Buffalo	NHL	48	10	10	20	35	-	-	-	-	-
	Rochester	AHL	27	6	4	10	36	-	-	-	-	-
2002-03	Buffalo	NHL	78	14	14	28	38	-	-	-	-	-
2003-04	Buffalo	NHL	63	8	12	20	25	-	-	-	-	-
2004-05	Hammarby IF	Swe-I	24	11	9	20	20	-	-	-	-	-
2005-06	Buffalo	NHL	41	6	6	12	33	14	0	5	5	10
2006-07	Vancouver	NHL	76	23	14	37	42	12	2	4	6	6
2007-08	Vancouver	NHL	79	16	21	37	60	-	-	-	-	-
VANCOUVER TOTALS			155	39	35	74	102	12	2	4	6	6
NHL TOTALS			463	81	91	172	272	26	2	9	11	16



## NHL FIRSTS

<b>First Game</b>	Oct. 6/00 vs TB
<b>First Goal</b>	Oct. 27/00 vs MTL
<b>First Assist</b>	Nov. 27/00 vs TB

## STREAKS

<b>Goals</b>	4 games	Jan. 11–19/07: 4 goals
<b>Assists</b>	3 games	Twice (latest Oct. 17–22/02: 3 assists)
<b>Points</b>	6 games	Twice (latest Jan. 11–28/07: 5–4–9)

## HONOURS

NHL All-Star Young Stars Game: 2002–03  
OHL First All-Star Team: 2000

## ACQUIRED

Acquired by Vancouver from Buffalo for Vancouver's 4th round choice (later traded to Calgary – Calgary selected Keith Aulie) in 2007 NHL Entry Draft on July 14, 2006.

## PERSONAL

Favourite player growing up was Mark Messier...Would be a firefighter if he didn't play hockey...Favourite hockey memory is of the 2006 Eastern Conference NHL Final...Celebrity he would like to meet is Tiger Woods.

## CAREER HIGHLIGHTS

**2007–08:** Set career highs in games played (79), assists (21) and penalty minutes (60)...Tied a career high for most points (37) in a season...Scored two goals and was named second star, Jan. 11 vs PHX...Named first star, scoring the game-winning goal in the shootout, Dec. 22 at PHX...Notched two goals, including the game-winner, and was named first star, Oct. 26 at WSH. **2006–07:** Recorded the game-winning Playoff goal in overtime and was named first star, Apr. 15 at DAL...Set career highs in goals (23) and points (37)...Scored his 15th goal, a new single-season career high, and had one assist, Feb. 3 at CGY...Along with Trevor Linden, set a new franchise record for the fastest two power play goals scored 13 seconds apart, Jan. 13 at TOR...Notched his sixth goal and extended his point streak to five games (4–2–6), Oct. 27 vs WSH...Recorded his first goal as a Canuck, Oct. 10 at MIN. **2005–06:** Played 14 games in the 2006 Stanley Cup Playoffs, recording five points (0–5–5)...Assisted on the game-winning overtime goal, May 10 vs OTT...Made his NHL Playoff debut, Apr. 30 vs PHX...Scored his second career hat trick, Nov. 17 vs WSH. **2003–04:** Set a new career-high with four game-winning goals and two shorthanded markers in a single season...Notched two assists in his 250th NHL career game, Feb. 13 vs LA...Scored his 4th game-winning goal of the season, Dec. 26 vs CAR...Tied a career-high after notching three assists, Nov. 5 vs ATL...Recorded his second straight two-goal game, Oct. 24 at ANA. **2002–03:** Set career highs in goals (14), assists (14) and points (28) through 78 games played...Finished the season scoring nine points (6–3–9) in his last 10 games...Scored first NHL career hat trick in his return to the line-up after missing four games with a concussion, Mar. 28 vs MTL...Scored goals on back-to-back nights vs TB and at ATL, Mar. 14 & 15...Tied a career-high with three-game point streak (1–3–4), Oct. 17 – 22. **2001–02:** Finished season with a three-game point streak (1–4–5) and recorded seven points in the final five games...Recorded three assists, establishing a career high for points in one game, Apr. 10 vs PIT...Recorded his first career multi-goal game, Jan. 25 vs TB...Scored his first goal of the season and first as a Sabre, Jan. 3 at CGY. **2000–01:** Scored the game winning goal and was plus 1, Dec. 19 vs CAR.



## PYATT vs NHL

TEAM	GP	G	A	PTS	IM
Anaheim	14	2	1	3	6
Atlanta	17	1	4	5	12
Boston	22	2	4	6	6
Buffalo	5	1	0	1	0
Calgary	17	4	6	10	23
Carolina	17	2	2	4	7
Chicago	13	1	4	5	7
Colorado	19	5	6	11	12
Columbus	13	3	1	4	8
Dallas	13	3	1	4	8
Detroit	12	0	1	1	4
Edmonton	19	4	0	4	13
Florida	16	2	3	5	20
Los Angeles	13	5	6	11	9
Minnesota	22	4	3	7	8
Montreal	21	7	3	10	6
Nashville	11	2	2	4	6
New Jersey	20	2	3	5	10
NY Islanders	13	0	3	3	22
NY Rangers	15	0	4	4	6
Ottawa	24	2	6	8	10
Philadelphia	15	2	3	5	4
Phoenix	13	4	1	5	8
Pittsburgh	15	0	8	8	13
San Jose	12	4	2	6	4
St. Louis	13	1	5	6	14
Tampa Bay	16	6	2	8	6
Toronto	22	5	4	9	16
Vancouver	5	0	0	0	2
Washington	16	7	3	10	2

**Totals** 463 81 91 172 272

## NHL MILESTONES

**100th NHL Game:** Feb. 10/02 at NJ

**100th NHL Point:** Oct. 16/06 vs EDM



## CAREER STATS

MOST GOALS IN A GAME

1

SEVERAL TIMES | LATEST MAR. 12/08 at ANA

MOST ASSISTS IN A GAME

1

SEVERAL TIMES | LATEST FEB. 21/08 at NSH

MOST POINTS IN A GAME

2

FOUR TIMES | LATEST NOV. 17/05 vs ATL

CAREER HAT TRICKS

0

GAME WINNING GOALS

0

POWER PLAY GOALS

1

MAR 12/08 at ANA

SHORT HANDED GOALS

0

OVERTIME POINTS

0-0-0

SHOOTOUT RECORD

1 / 3

1 GDG

PENALTY SHOT RECORD

0 / 0



## REGULAR SEASON

## PLAYOFFS

SEASON	CLUB	LEA	GP	G	A	PTS	PIM	GP	G	A	PTS	PIM
2003-04	Camrose	AJHL	57	27	35	62	32	-	-	-	-	-
2004-05	Camrose	AJHL	55	41	41	82	80	15	8	12	20	-
2005-06	U. of Minn-Duluth	NCAA	40	11	17	28	30	-	-	-	-	-
2006-07	U. of Minn-Duluth	NCAA	39	14	32	46	45	-	-	-	-	-
	Manitoba	AHL	11	2	2	4	6	13	0	1	1	0
2007-08	Vancouver	NHL	49	9	12	21	2	-	-	-	-	-
	Manitoba	AHL	20	7	10	17	6	-	-	-	-	-
VANCOUVER/NHL TOTALS			49	9	12	21	2	-	-	-	-	-

## NHL FIRSTS

<b>First Game</b>	Oct. 5/07 vs SJ
<b>First Goal</b>	Dec. 12/07 at ANA
<b>First Assist</b>	Oct. 5/07 vs SJ

## HONOURS

Mike Seiler Award (MVP), University of Minnesota-Duluth: 2007

## ACQUIRED

Vancouver's second round pick, 51st overall in the 2005 NHL Entry Draft.

## PERSONAL

Mason was a fan of Joe Sakic growing up... His favourite Band is Rascal Flatts... Favourite TV show is Entourage... Favourite hockey memory is his first NHL Game... Has a Border Collie named Mac... Favourite Food is Alberta Beef...Enjoys the outdoors.

## CAREER HIGHLIGHTS

**2007-08:** Recorded 21 points (9-12-21) and two penalty minutes through 49 games played in his rookie season... Ranked among the NHL's top 20 rookies in scoring before suffering a season-ending MCL sprain, Mar. 17 vs PHX...Named third star, scoring a goal in 14:22 of ice time, Mar. 6 vs NSH...Recorded two points (1-1-2), finished plus-one and was named first star, Feb. 21 at NSH...Collected a goal, finishing plus-one and was named the third star, Jan. 19 vs LA...Registered a goal and an assist, finishing plus-two and was named second star, Dec. 30 vs ANA...Collected a goal and an assist on the game-winner, finishing plus-two, Dec. 12 at ANA...Made his NHL debut with the Canucks, collecting his first NHL point (an assist) and finishing a plus-one, Oct. 5 vs SJ. **2006-07:** Made his professional debut on Mar. 23 vs Grand Rapids and scored his career first goal as a Manitoba Moose... Finished his sophomore year at the University of Minnesota- Duluth second overall in WCHA scoring with 46 points (14-32-46).



## RAYMOND vs NHL

TEAM	GP	G	A	PTS	PIM
Anaheim	3	2	1	3	0
Atlanta	1	0	0	0	0
Calgary	2	1	1	2	0
Carolina	1	0	0	0	0
Chicago	2	0	0	0	0
Colorado	3	1	2	3	0
Columbus	2	0	0	0	0
Dallas	4	1	1	2	2
Detroit	4	0	0	0	0
Edmonton	3	0	0	0	0
Florida	1	1	0	1	0
Los Angeles	3	1	0	1	0
Minnesota	3	0	1	1	0
Nashville	2	2	1	3	0
New Jersey	1	0	0	0	0
NY Islanders	1	0	1	1	0
NY Rangers	1	0	1	1	0
Philadelphia	1	0	0	0	0
Phoenix	4	0	0	0	0
San Jose	3	0	2	2	0
St. Louis	2	0	0	0	0
Tampa Bay	1	0	1	1	0
Washington	1	0	0	0	0
<b>Totals</b>	<b>49</b>	<b>9</b>	<b>12</b>	<b>21</b>	<b>2</b>



## CAREER STATS

MOST GOALS IN A GAME 3

MAR. 30/99 at PIT

MOST ASSISTS IN A GAME 3

THREE TIMES LATEST MAR. 6/08 vs NSH

MOST POINTS IN A GAME 3

SIX TIMES LATEST MAR. 6/08 vs NSH

CAREER HAT TRICKS 1

MAR. 30/99 at PIT

GAME WINNING GOALS 16

LATEST FEB. 23/08 vs DET

POWER PLAY GOALS 36

LATEST MAR. 30/08 vs CGY

SHORT HANDED GOALS 1

MAR. 20/08 at EDM

OVERTIME POINTS 4-7-11

SHOOTOUT RECORD 0/0

PENALTY SHOT RECORD 0/0



## REGULAR SEASON

## PLAYOFFS

SEASON	CLUB	LEA	GP	G	A	PTS	PIM	GP	G	A	PTS	PIM
1994-95	TPS Turku	Finland	7	1	2	3	6	1	0	0	0	0
1995-96	TPS Turku	Finland	47	7	14	21	32	11	1	3	4	8
1996-97	TPS Turku	Finland	48	9	6	15	10	10	2	3	5	4
	TPS Turku	EuroHL	6	0	2	2	6	2	0	0	0	2
1997-98	Jokerit Helsinki	Finland	35	3	5	8	24	8	0	1	1	2
	Jokerit Helsinki	EuroHL	6	1	1	2	2	-	-	-	-	-
1998-99	Ottawa	NHL	61	7	12	19	24	4	0	0	0	0
	Detroit	IHL	5	0	2	2	0	-	-	-	-	-
1999-00	Ottawa	NHL	37	6	8	14	2	6	1	1	2	0
2000-01	Ottawa	NHL	31	2	16	18	10	4	0	0	0	0
2001-02	Ottawa	NHL	66	4	14	18	14	12	2	1	3	4
2002-03	Vancouver	NHL	79	9	21	30	10	12	1	3	4	0
2003-04	Vancouver	NHL	74	7	19	26	22	7	1	2	3	2
2004-05	Finland	W-Cup	6	0	1	1	2	-	-	-	-	-
	Frolunda	Sweden	41	6	8	14	18	14	1	6	7	2
2005-06	Vancouver	NHL	59	10	23	33	38	-	-	-	-	-
2006-07	Vancouver	NHL	67	14	23	37	26	10	0	1	1	4
2007-08	Vancouver	NHL	63	8	17	25	38	-	-	-	-	-
VANCOUVER TOTALS			342	48	103	151	134	29	2	6	8	6
NHL TOTALS			537	67	153	220	184	55	5	8	13	10

## NHL FIRSTS

<b>First Game</b>	Oct. 10/98 at COL	<b>Goals</b>	3 games	Mar. 6-11/00: 3 goals
<b>First Goal</b>	Jan. 21/99 at BOS	<b>Assists</b>	4 games	Four times (latest Feb. 5-10/08: 4 assists)
<b>First Assist</b>	Nov. 23/98 vs VAN	<b>Points</b>	5 games	Mar. 2-10/99: 1-4-5

## STREAKS

## HONOURS

NHL All-Rookie Team: 1998-99

## ACQUIRED

Acquired by Vancouver from Ottawa in exchange for Peter Schaefer on September 21, 2002.

## PERSONAL

Sami and his wife Johanna have two daughters named Julia and Peppi, and a son named Oliver...Says his greatest hockey memories are playing in the 2002 Olympics and his first NHL game...Growing up his boyhood idol was Jari Kurri...Enjoys listening to rock music; last concert he went to was Motley Crue...Favourite TV show is *House* and movie is *Old School*...Other than hockey, likes to play golf and tennis...Spaghetti is his favourite food.

## CAREER HIGHLIGHTS

**2007-08:** Talled three assists, a single-game season high and was named second star, Mar. 6 vs NSH...Scored a goal, finished plus-two and had a team-high 26:40 TOI, Feb. 16 vs EDM...Scored his first goal of the season on the power play and led the team in TOI (24:37) and shots (5), Dec. 27 vs CGY. **2006-07:** Set career highs for goals (14) and points (37)...Named second star after scoring the game-winner and one assist, Mar. 27 at COL...Assisted on the OT game-winner, Feb. 20 at ANA...Scored a goal and an assist, including the overtime game-winner, and was named first star, Feb. 14 at MIN...Scored the game-winning overtime goal, had one assist and was named first star, Oct. 20 at STL. **2005-06:** Set career highs in goals (10), assists (23), and points (33) in only 59 games...Had three points (2-1-3), including the game-tying goal at 19:30 of the third period and was named 1st star, Jan. 7 vs CGY...Scored his 7th goal and had five shots on net, Dec. 31 at MIN...Scored two goals, including the game-winner and was named 2nd star, Nov. 20 at ANA. **2003-04:** Extended his assist streak to four games (0-5-5), notching his 11th of the season, Jan. 27 vs CHI...Scored the game-winning goal in overtime, recorded a plus 2 and was named 3rd star, Nov. 20 vs CHI. **2002-03:** Set new career highs in goals, assists and points (9-21-30), recording ten PIMs and a plus 10...Scored his 8th goal of the season, the game-winner, establishing a new career-high in goals, Mar. 11 vs NYL...Scored his 6th goal, establishing a point streak of four games (2-2-4), and was named 3rd star of the game, Jan. 19 at DET...Recorded three assists, bringing his season total to 11, and was named 2nd star, Jan. 8 vs OTT. **2001-02:** Scored his first career shorthanded goal, Dec. 18 at CAR...Recorded two points (2-1-3) in 12 Playoff games. **2000-01:** Set career high in assists (16)...Set career high with three assists and tied career best for points in a game (3), Mar. 14 at ATL. **1999-00:** Scored Ottawa's first goal of series against TOR on Apr. 15 and added first Playoff assist, Feb. 24. **1998-99:** Recorded first career hat trick against PIT, Mar. 30.

## INTERNATIONAL

Winter Olympics: 2006 (Silver), 2002  
World Championships: 2004, 2001 (Silver)  
World Cup: 2004 (Silver)



THE PLAYERS

## SALD vs NHL

TEAM	GP	G	A	PTS	PIM
Anaheim	19	3	1	4	6
Atlanta	12	0	9	9	6
Boston	20	2	1	3	8
Buffalo	13	1	5	6	2
Calgary	31	9	9	18	12
Carolina	13	2	5	7	2
Chicago	19	2	8	10	4
Colorado	33	4	10	14	16
Columbus	20	5	10	15	8
Dallas	21	1	4	5	12
Detroit	22	3	4	7	8
Edmonton	28	4	6	10	18
Florida	14	1	3	4	0
Los Angeles	18	1	5	6	0
Minnesota	30	4	6	10	8
Montreal	18	1	2	3	2
Nashville	20	3	8	11	2
New Jersey	13	0	1	1	6
NY Islanders	13	2	3	5	8
NY Rangers	13	0	6	6	4
Ottawa	5	0	6	6	2
Philadelphia	15	1	4	5	2
Phoenix	24	3	9	12	10
Pittsburgh	14	4	4	8	4
San Jose	17	0	4	4	2
St. Louis	22	1	5	6	10
Tampa Bay	14	4	4	8	6
Toronto	18	4	4	8	8
Vancouver	5	1	2	3	0
Washington	13	1	5	6	8

**Totals** 537 67 153 220 184

## NHL MILESTONES

**100th NHL Game:** Oct. 14/00 at TOR  
**500th NHL Game:** Jan. 10/08 at SJ

**100th NHL Point:** Nov. 11/06 vs CGY



## CAREER STATS

MOST SHOTS FACED 41

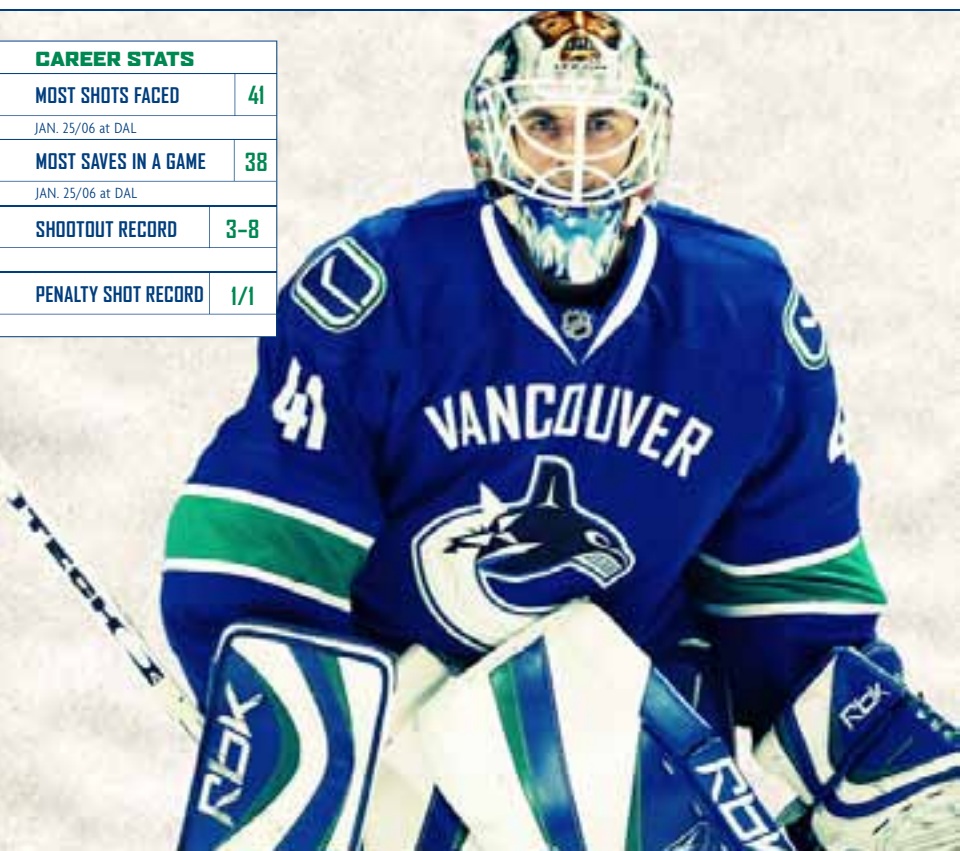
JAN. 25/06 at DAL

MOST SAVES IN A GAME 38

JAN. 25/06 at DAL

SHOOTOUT RECORD 3-8

PENALTY SHOT RECORD 1/1



## REGULAR SEASON

## PLAYOFFS

SEASON	CLUB	LEA	GPI	W	L	T/OT	MIN	GA	SO	GAA	GPI	W	L	MIN	GA	SO	GAA
1996-97	Owen Sound	OHL	19	4	8	1	847	77	0	5.45	-	-	-	-	-	-	-
1997-98	Owen Sound	OHL	30	13	10	2	1542	114	1	4.44	9	4	4	456	30	1	3.95
1998-99	Owen Sound	OHL	56	30	16	5	2998	191	2	3.82	16	9	7	960	58	0	3.63
1999-00	Owen Sound	OHL	53	18	26	6	3124	198	1	3.80	-	-	-	-	-	-	-
	Missouri	UHL	6	3	1	0	237	6	0	1.52	-	-	-	-	-	-	-
2000-01	Peoria	ECHL	27	15	7	4	1511	48	3	1.91	14	9	4	813	28	2	2.07
	Worcester	AHL	5	3	0	1	237	16	0	4.06	-	-	-	-	-	-	-
2001-02	Peoria	ECHL	24	13	8	2	1418	58	1	2.45	-	-	-	-	-	-	-
	Worcester	AHL	9	5	4	0	537	22	0	2.46	-	-	-	-	-	-	-
2002-03	St. Louis	NHL	8	5	1	0	397	13	1	1.96	-	-	-	-	-	-	-
	Worcester	AHL	41	18	14	8	2317	93	3	2.41	3	0	3	179	8	0	2.68
2003-04	Worcester	AHL	43	20	16	3	2367	84	5	2.13	9	4	5	569	24	0	2.53
2004-05	Worcester	AHL	50	19	25	2	2743	123	2	2.69	-	-	-	-	-	-	-
2005-06	St. Louis	NHL	34	13	13	5	1830	81	3	2.66	-	-	-	-	-	-	-
	Peoria	AHL	6	4	2	-	358	11	2	1.84	-	-	-	-	-	-	-
2006-07	St. Louis	NHL	31	8	12	5	1491	79	0	3.18	-	-	-	-	-	-	-
	Peoria	AHL	2	1	1	0	119	5	0	2.52	-	-	-	-	-	-	-
2007-08	Vancouver	NHL	16	4	3	1	679	32	0	2.83	-	-	-	-	-	-	-
VANCOUVER TOTALS			16	4	3	1	679	32	0	2.83	-	-	-	-	-	-	-
NHL TOTALS			89	30	29	11	4,398	205	4	2.80	-	-	-	-	-	-	-



## NHL FIRSTS

<b>First Game</b>	Oct. 17/02 vs CBJ
<b>First Win</b>	Oct. 19/02 vs DAL
<b>First Shutout</b>	Mar. 1/03 vs MIN

## STREAKS

<b>Longest Undeclared Streak</b>	5 games	Twice (latest Feb. 2–Mar. 1/06: 5–0–0)
<b>Longest Winning Streak</b>	5 games	Twice (latest Feb. 2–Mar. 1/06)
<b>Longest Shutout Sequence</b>	122:46	Feb. 27–Mar. 4/03
<b>Consecutive Starts</b>	8	Jan. 23 – Feb. 8/06

## HONOURS

ECHL All-Star Game: 2001–02

ECHL Second All-Star Team: 2001

## ACQUIRED

Signed as a free agent by Vancouver on July 2, 2007.

## PERSONAL

Spends the off-season in Owen Sound with wife Malinda and sons Landon and Kenrik...Hobbies include golfing and cycling...Favourite road city before joining the Canucks was Vancouver...Athlete he would most like to meet is Lance Armstrong...Grew up a fan of Wayne Gretzky.

## CAREER HIGHLIGHTS

**2007–08:** Stopped 33 of 35 shots for fourth win, earning the first star, Dec. 12 at ANA...Posted his third win in three starts, making 26 saves, Dec. 6 at NSH...Recorded second win in as many games and had one assist, Nov. 21 at MIN...Posted his first Vancouver win in his first start of the season, stopping 35 of 36 shots and earning second star honours, Oct. 21 at CBJ.  
**2006–07:** Played in 31 games finishing with eight wins and a 3.18 GAA...Stopped all 13 shots he faced in a combined 1–0 shutout on Feb. 8 vs. DET. **2005–06:** Posted a 13–13–5 record along with a 2.66 goals against average...Posted a career-high, five-game winning streak from Feb. 2 – March 1...Named NHL Player of the Week for the week of Nov. 14, turning aside 68 of 70 shots in two games. **2004–05:** Played his fifth season with Worcester during the NHL work stoppage. **2003–04:** Recorded career highs in wins (20), goals against average (2.13), shutouts (5) and minutes played (2,367)...Established a new franchise record with his seventh career Worcester shutout, Mar. 19 vs Portland (4–0 win). **2002–03:** Made his NHL debut on Oct. 17 vs CBJ, turning away 12 of 13 shots in a 7–1 win...Posted a four-game winning streak from Feb. 27 to Mar. 6, stopping 82 of 87 shots (94.2%), while recording his first career NHL shutout on Mar. 1 vs MIN...Named IceCats Most Improved Player for 2002–03 season...Finished eighth in the AHL with a 2.41 goals-against average. **2000–01:** Recorded ECHL career bests in wins (15) and goals against average (1.91).

## SANFORD vs NHL

TEAM	GPI	MINS	GA	SOG	SO	W	L	T/OT	PTS%	GAA	SV%
Anaheim	6	337	12	173	0	2	1	2	.600	2.14	.931
Atlanta	1	60	2	24	0	0	1	0	.000	2.00	.917
Calgary	5	235	13	116	0	1	3	0	.250	3.32	.888
Carolina	1	59	4	37	0	0	1	0	.000	4.07	.892
Chicago	7	266	17	91	0	2	3	0	.400	3.83	.813
Colorado	3	113	3	39	0	0	0	1	.500	1.59	.923
Columbus	8	309	10	145	1	2	2	1	.500	1.94	.931
Dallas	7	392	21	195	0	4	1	1	.750	3.21	.892
Detroit	5	227	11	126	0	1	3	0	.250	2.91	.913
Edmonton	7	402	14	182	0	5	0	1	.917	2.09	.923
Florida	1	58	3	33	0	0	1	0	.000	3.10	.909
Los Angeles	2	117	9	58	0	0	2	0	.000	4.62	.845
Minnesota	7	365	16	168	1	3	2	0	.600	2.63	.905
Montreal	1	25	3	10	0	0	0	0	1.000	7.20	.700
Nashville	6	303	15	122	0	2	3	0	.400	2.97	.877
New Jersey	1	28	3	11	0	0	0	0	1.000	6.43	.727
NY Islanders	2	82	4	37	0	1	0	0	1.000	2.93	.892
NY Rangers	1	65	2	34	0	0	0	1	.500	1.85	.941
Ottawa	1	59	3	22	0	0	1	0	.000	3.05	.864
Philadelphia	2	99	8	43	0	0	0	1	.500	4.85	.814
Phoenix	4	238	13	112	0	1	3	0	.250	3.28	.884
Pittsburgh	1	60	0	21	1	1	0	0	1.000	0.00	1.000
San Jose	2	48	5	20	0	0	2	0	.000	6.25	.750
Vancouver	7	385	10	204	1	5	0	2	.857	1.56	.951
Washington	1	65	4	30	0	0	0	1	.500	3.69	.867
<b>Totals</b>	<b>89</b>	<b>4,398</b>	<b>205</b>	<b>2,053</b>	<b>4</b>	<b>30</b>	<b>29</b>	<b>11</b>	<b>.507</b>	<b>2.80</b>	<b>.900</b>



**CAREER STATS****MOST GOALS IN A GAME** 4

FEB. 24/04 vs DET

**MOST ASSISTS IN A GAME** 3

SEVERAL TIMES | LATEST MAR. 6/08 vs NSH

**MOST POINTS IN A GAME** 5

FEB. 6/07 at EDM

**CAREER HAT TRICKS** 2

LATEST NOV. 19/05 vs COL

**GAME WINNING GOALS** 29

LATEST FEB 19/08 at MIN

**POWER PLAY GOALS** 58

LATEST DEC. 5/07 vs PHI

**SHORT HANDED GOALS** 0**OVERTIME POINTS** 7-2-9**SHOOTOUT RECORD** 3/14

3 GDG

**PENALTY SHOT RECORD** 0/3

LATEST FEB. 10/08 vs CHI

**REGULAR SEASON****PLAYOFFS**

SEASON	CLUB	LEA	GP	G	A	PTS	PIM	GP	G	A	PTS	PIM
1997-98	MoDo Jr.	Swe-Jr.	26	26	14	40	-	-	-	-	-	-
	MoDo	Sweden	45	4	8	12	26	9	0	0	0	2
1998-99	MoDo	Sweden	50	21	21	42	20	13	4	8	12	14
1999-00	MoDo	Sweden	50	19	26	45	28	13	8	6	14	18
	MoDo	EuroHL	4	3	3	6	0	2	0	0	0	0
2000-01	Vancouver	NHL	75	20	14	34	24	4	1	2	3	0
2001-02	Vancouver	NHL	79	9	23	32	32	6	0	1	1	0
2002-03	Vancouver	NHL	79	14	17	31	34	14	1	5	6	8
2003-04	Vancouver	NHL	82	18	36	54	18	7	1	2	3	0
2004-05	MoDo	Sweden	49	13	20	33	40	6	0	3	3	6
2005-06	Vancouver	NHL	82	22	49	71	34	-	-	-	-	-
	Sweden	Olympics	8	1	3	4	2	-	-	-	-	-
2006-07	Vancouver	NHL	81	36	48	84	36	12	2	3	5	4
2007-08	Vancouver	NHL	82	29	45	74	50	-	-	-	-	-
VANCOUVER/NHL TOTALS			560	148	232	380	228	43	5	13	18	12

## NHL FIRSTS

<b>First Game</b>	Oct. 5/00 at PHI
<b>First Goal</b>	Oct. 8/00 at TB
<b>First Assist</b>	Oct. 12/00 vs COL

## STREAKS

<b>Goals</b>	5 games	Dec. 27/07-Jan. 8/08: 5 goals
<b>Assists</b>	6 games	Jan. 19 – Feb. 1/08: 7 assists
<b>Points</b>	6 games	Three times (latest Jan. 19 – Feb. 1/08: 1-7-8)

## HONOURS

Cyrus H. McLean award: 2006-07  
Swedish Elite League Co-MVP: 1999

## ACQUIRED

Vancouver's 1st choice, 2nd overall, in the 1999 NHL Entry Draft.

## PERSONAL

Daniel and his wife Marinette have a daughter, Ronja and son, Erik...Spends his summers in his hometown in Sweden...enjoys playing golf and tennis...Says he would like to play professional soccer if he were not a hockey player.

## CAREER HIGHLIGHTS

**2007-08:** Finished second in team scoring with 74 points (29-45-74)...Played a complete 82-game season for the third time in his career and has now only missed a single game over the past four regular seasons...Had 380 career points as a Canuck at the season's end placing him 11th in all-time franchise scoring...Scored his fourth consecutive goal in as many games, Jan. 3 vs NYR...Collected two goals including the game-winner and was named first star, Dec. 20 vs DAL...Named first star scoring twice, including the game winner, and adding an assist, Nov. 3 at COL...Named first star, collecting two goals, including the game winner, Oct. 13 vs EDM. **2006-07:** Earned five points in 12 Playoff games...Scored one goal and assisted on the OT game-winner in Game 1 of Playoffs, Apr. 11 vs DAL...Lead the team in regular season scoring with 84 points (36-48-84)...Scored over 30 goals for the first time in his career and 20 or more goals for the third time in his career...Moved past Geoff Courtnall (246) to fifth in all-time scoring among left wingers in club history with 306 career points...Scored the OT game-winner, tying an NHL record with his fourth of the season, had one assist, seven shots and was named third star, Mar. 15 vs STL...Set a new NHL record for most OT power play goals with his third of the season, Mar. 15 vs STL...Set new career highs, recording a hat trick, finishing the game with five points (3-2-5) and was named first star, Feb. 6 at EDM...Scored his 20th goal and 30th assist, Feb. 3 at CGY...Recorded four points (1-3-4) including the game-winning goal and named third star, Jan. 13 at TOR. **2005-06:** Played a full 82 game schedule for the second consecutive season and set career highs in goals (22), assists (49), points (71), and time on ice with an average of 16:39 per game...Set a new career high in goals scored after notching his 21st of the season and one assist, Mar. 29 vs MIN...Named the Molson Cup Three Stars winner for the month of February...Named 1st star, notching two assists and extending his point streak to five games (4-3-7), Dec. 15 at PHI. **2003-04:** Played a complete 82 game season, finishing with a career high 54 points (18-36-54)...Scored his first career hat trick on a four-goal night, named 1st star and finished with a plus 4, Feb. 24 vs DET...Scored one goal and two assists, equaling a single game points record and was named 2nd star, Jan. 29 at STL. **2002-03:** Finished the season with 31 points in 79 games with 34 penalty minutes and a plus/minus of plus 8...Scored his 12th goal, extending a point streak to four games (2-2-4), and was named 3rd star, Mar. 23 vs WSH...Recorded his second consecutive game-winner and was named the game's 1st star, Nov. 29 at TB...Scored his first goal of the season, giving him four points in three games, Oct. 16 vs BOS. **2001-02:** Finished season with 32 points (9-23-32) in 79 games played...Scored the game-winning goal, Mar. 16 at ATL...Notched his 3rd and 4th goals of the season, and was named the game's 2nd star, Nov. 30 vs COL. **2000-01:** Played 75 games in his rookie season...His 20 goals ranked tied for 2nd among NHL rookies...Finished among the leaders in NHL rookie scoring with 34 points (20-14-34)...Was the first NHL rookie in 2000-01 to reach 20 goals...Became the 12th Canucks rookie to reach the 20 goal plateau, Mar. 21 at CBJ...Notched 3 points (1-2-3) and was named the game's 3rd star, Oct. 24 at NSH...Had a five game point scoring streak (2-3-5), Oct. 8-Oct. 18.

## INTERNATIONAL

Olympic Games: 2006 (Gold)  
World Championships: 2005, 2001 (Bronze), 2000, 1999 (Bronze)  
World Cup: 2004  
World Junior Championships: 2000, 1999, 1998



## D. SEDIN vs NHL

TEAM	GP	G	A	PTS	IM
Anaheim	28	5	8	13	6
Atlanta	7	3	1	4	2
Boston	8	4	1	5	2
Buffalo	8	2	3	5	8
Calgary	45	10	28	38	18
Carolina	6	3	1	4	2
Chicago	28	5	15	20	14
Colorado	43	18	14	32	20
Columbus	28	8	12	20	14
Dallas	27	7	8	15	12
Detroit	28	7	15	22	6
Edmonton	44	20	16	36	14
Florida	7	1	3	4	6
Los Angeles	27	8	10	18	10
Minnesota	42	9	18	27	16
Montreal	10	1	4	5	2
Nashville	26	5	11	16	12
New Jersey	7	1	3	4	2
NY Islanders	6	2	5	7	0
NY Rangers	6	3	2	5	2
Ottawa	8	1	2	3	6
Philadelphia	7	0	5	5	2
Phoenix	27	7	11	18	12
Pittsburgh	7	1	1	2	6
San Jose	27	4	12	16	14
St. Louis	28	6	14	20	12
Tampa Bay	6	3	4	7	2
Toronto	12	2	5	7	4
Washington	7	2	0	2	2

**Totals** 560 148 232 380 228

## NHL MILESTONES

**100th NHL Game:** Nov. 23/01 at BOS

**500th NHL Game:** Nov. 23/07 at STL

**100th NHL Point:** Oct. 18/03 at MIN

**300th NHL Point:** Mar. 27/07 at COL

**100th NHL Goal:** Jan. 13/07 at TOR



## CAREER STATS

**MOST GOALS IN A GAME** 2

THREE TIMES LATEST MAR. 17/08 vs PHX

**MOST ASSISTS IN A GAME** 4

FEB. 6/07 at EDM

**MOST POINTS IN A GAME** 4

TWICE LATEST FEB. 6/07 at EDM

**CAREER HAT TRICKS** 0

**GAME WINNING GOALS** 9

LATEST DEC. 27/07 vs CGY

**POWER PLAY GOALS** 21

LATEST MAR. 8/08 vs STL

**SHORT HANDED GOALS** 3

LATEST MAR. 17/08 vs PHX

**OVERTIME POINTS** 2-7-9

**SHOOTOUT RECORD** 0/1

**PENALTY SHOT RECORD** 0/1

LATEST NOV. 27/07 vs ANA



## REGULAR SEASON

## PLAYOFFS

SEASON	CLUB	LEA	GP	G	A	PTS	PIM	GP	G	A	PTS	PIM
1997-98	MoDo Jr.	Swe-Jr.	26	14	22	36	-	-	-	-	-	-
	MoDo	Sweden	39	1	4	5	8	7	0	0	0	0
1998-99	MoDo	Sweden	49	12	22	34	32	13	2	8	10	6
1999-00	MoDo	Sweden	50	9	38	47	22	13	5	9	14	2
2000-01	Vancouver	NHL	82	9	20	29	38	4	0	4	4	0
2001-02	Vancouver	NHL	82	16	20	36	36	6	3	0	3	0
2002-03	Vancouver	NHL	78	8	31	39	38	14	3	2	5	8
2003-04	Vancouver	NHL	76	11	31	42	32	7	2	2	4	2
2004-05	MoDo	Sweden	44	14	22	36	50	6	1	3	4	6
2005-06	Vancouver	NHL	82	18	57	75	56	-	-	-	-	-
	Sweden	Olympics	8	3	1	4	2	-	-	-	-	-
2006-07	Vancouver	NHL	82	10	71	81	66	12	2	2	4	14
2007-08	Vancouver	NHL	82	15	61	76	56	-	-	-	-	-

VANCOUVER/NHL TOTALS

564 87 291 378 322 43 10 10 20 24

## NHL FIRSTS

<b>First Game</b>	Oct. 5/00 at PHI	<b>Goals</b>	4 games	Mar. 26-Apr. 2/02: 4 goals
<b>First Goal</b>	Oct. 16/00 vs TOR	<b>Assists</b>	5 games	Three times (latest Dec. 27/07-Jan. 8/08: 6 apts.)
<b>First Assist</b>	Oct. 6/00 at FLA	<b>Points</b>	7 games	Twice (latest Nov. 30-Dec. 17/05: 2-9-11)

## STREAKS

## HONOURS

Cyrus McLean (Canucks leading scorer): 2007-08  
Swedish Elite League Co-MVP: 1999

## ACQUIRED

Vancouver's 2nd choice, 3rd overall, in the 1999 NHL Entry Draft.

## PERSONAL

Henrik, his wife Johanna and son Valter live in Yaletown during the season...Spends his summers in his native Sweden, where he enjoys boating and golfing...Likes to play cards and backgammon when on the road...Hawaii is one of his favourite vacation destinations...Enjoys playing soccer during the off-season.

## CAREER HIGHLIGHTS

**2007-08:** Led the team in scoring with 76 points...Ranked 4th in NHL assists (61), and tied for 11th in power play assists (25)...Tallied three assists and was named first star, Mar. 6 vs NSH...Named second star after recording one assist and the game-winning goal in overtime, Feb. 19 at MIN...Notched the game-winning goal and one assist, Feb. 16 vs EDM...Recorded his 20th goal of the season, Jan. 8 vs NYL...Tallied his fourth consecutive goal in as many games, Jan. 3 vs NYR...Collected two goals including the game-winner and was named first star, Dec. 20 vs DAL...Named game's first star after collecting two goals, Dec. 6 at NSH...Named first star after scoring twice, including the game winner, and adding an assist, Nov. 3 at COL...Named the first star, collecting two goals, including the game winner, Oct. 13 vs EDM. **2006-07:** Set career highs in points (81), assists (71 - franchise record) and PIMs (66)...Ranked 4th in the league in assists (71) and tied for 5th for power play assists (34)...Collected four points (2-2-4) in 12 playoff games...Netted one power play goal and one assist in Game 7 of Western Conference Quarter-Final; named third star, Apr. 23 vs DAL...Scored the quadruple overtime game-winning goal and had an assist, Apr. 11 vs DAL...Earned his 71st assist of the season on the OT game-winner, Apr. 7 at SJ...Registered three assists, his 63rd of the season, to surpass Andre Boudrias' (62) franchise record for most assists in a single season; named second star, Mar. 25 vs COL...Recorded his 58th assist setting a new career high, Mar. 17 vs DET...Set career high with four assists and named second star, Feb. 6 at EDM. **2005-06:** Set career highs in goals (18), assists (57), points (75), and time on ice with an average of 16:54 per game...Led the team in assists and plus/minus with a plus 11 and was second in team scoring...Named NHL Offensive Player of the Week for his seven point effort (2-5-7) in three games played for the week ending Feb. 5...Accumulated four points, setting a career high for most points in a game, and was named 2nd star, Jan. 31 at PHX...Had a seven game point streak (3-5-8), Oct. 16 - 29. **2003-04:** Played 76 games, finishing with a career high 42 points (11-31-42) and 32 penalty minutes...Recorded his 30th assist and 39th point (tying career high for points) of the season, Feb. 28 vs STL. **2002-03:** Finished the season with new career highs in assists and points (8-31-39), playing in 78 games with 38 penalty minutes and a plus/minus of plus 9. **2001-02:** Completed his second career season having played every game...Scored the overtime winning goal in Game 1 of the Canucks vs DET first round Playoff series...Set new career highs for goals (16) and points (36)...Had a four game goal streak, Mar. 26-Apr. 2...Scored his 4th goal in four games, his 15th of the season, Apr. 3 at LA. **2000-01:** Finished tied for 12th among all rookies with 29 points (9-20-29)...Ranked 4th among NHL rookies with 450 face-offs won...Scored his first NHL goal, added an assist and was named the game's 1st star, Oct. 16 vs TOR...Recorded his first NHL point, an assist, on the overtime game winning goal, Oct. 6 at FLA.

## INTERNATIONAL

Olympic Games: 2006 (Gold)  
World Championships: 2005, 2001 (Bronze), 2000, 1999 (Bronze)  
World Cup: 2004  
World Junior Championships: 2000, 1999



## H. SEDIN vs NHL

TEAM	GP	G	A	PTS	PIM
Anaheim	28	4	11	15	12
Atlanta	7	2	1	3	4
Boston	8	0	4	4	6
Buffalo	8	1	1	2	2
Calgary	44	7	24	31	28
Carolina	6	0	3	3	4
Chicago	26	6	13	19	18
Colorado	45	8	25	33	20
Columbus	27	3	16	19	10
Dallas	26	3	11	14	26
Detroit	28	3	16	19	16
Edmonton	45	9	30	39	22
Florida	7	2	5	7	8
Los Angeles	28	3	13	16	14
Minnesota	44	5	23	28	26
Montreal	11	2	6	8	4
Nashville	26	4	12	16	32
New Jersey	7	1	5	6	4
NY Islanders	7	2	5	7	2
NY Rangers	6	0	4	4	2
Ottawa	7	1	1	2	2
Philadelphia	7	1	6	7	0
Phoenix	28	4	16	20	16
Pittsburgh	7	2	1	3	6
San Jose	28	8	10	18	14
St. Louis	28	3	17	20	14
Tampa Bay	6	1	4	5	8
Toronto	12	2	5	7	0
Washington	7	0	3	3	2
<b>Totals</b>	<b>564</b>	<b>87</b>	<b>291</b>	<b>378</b>	<b>322</b>

## NHL MILESTONES

**100th NHL Game:** Nov. 9/01 at CHI  
**500th NHL Game:** Nov. 16/07 vs MIN

**100th NHL Point:** Mar. 25/03 vs DAL  
**300th NHL Point:** Apr. 3/07 vs LA





## CAREER STATS

MOST GOALS IN A GAME 3

DEC. 16/06 vs NYR

MOST ASSISTS IN A GAME 4

OCT. 5/06 at OTT

MOST POINTS IN A GAME 5

DEC. 16/06 vs NYR

CAREER HAT TRICKS 1

DEC. 16/06 vs NYR

GAME WINNING GOALS 3

LATEST FEB. 23/08 vs DET

POWER PLAY GOALS 15

LATEST MAR. 30/08 vs CGY

SHORT HANDED GOALS 0

MAR. 20/08 at EDM

OVERTIME POINTS 0-2-2

SHOOTOUT RECORD 1/6

1 GDG

PENALTY SHOT RECORD 0/0



## REGULAR SEASON

## PLAYOFFS

SEASON	CLUB	LEA	GP	G	A	PTS	PIM	GP	G	A	PTS	PIM
1999-00	Belleville	OHL	65	14	37	51	14	16	3	7	10	6
2000-01	Belleville	OHL	68	35	83	118	24	10	3	16	19	4
2001-02	Belleville	OHL	28	16	24	40	4	-	-	-	-	-
	Windsor	OHL	26	14	21	35	0	16	12	12	24	0
2002-03	Windsor	OHL	57	41	59	100	0	7	5	9	14	0
2003-04	Toronto	NHL	1	0	0	0	0	-	-	-	-	-
	St. John's	AHL	76	20	35	55	6	-	-	-	-	-
2004-05	St. John's	AHL	80	38	49	87	20	5	2	2	4	2
2005-06	Toronto	NHL	81	11	34	45	14	-	-	-	-	-
2006-07	Toronto	NHL	48	12	30	42	0	-	-	-	-	-
2007-08	Toronto	NHL	59	8	13	21	0	-	-	-	-	-
NHL TOTALS			189	31	77	108	14	-	-	-	-	-



## NHL FIRSTS

<b>First Game</b>	Jan. 8/04 vs OTT	<b>Goals</b>	3 games	Nov. 20-24/06: 3 goals
<b>First Goal</b>	Oct. 11/05 vs PHI	<b>Assists</b>	4 games	Twice (Latest: Dec. 9-16/06: 5 assists)
<b>First Assist</b>	Oct. 8/05 vs MTL	<b>Points</b>	5 games	Oct. 5-14/06: 1-7-8

## HONOURS

Selected to Canadian All-Star Team, AHL All-Star Classic: 2003-04  
 OHL First All-Star Team: 2000-01  
 Canadian Hockey League Third All-Star Team: 2000-01  
 Belleville Bulls Rookie of the Year: 1999-00

## ACQUIRED

Acquired by Vancouver on waivers from Toronto June 25, 2008.

## PERSONAL

Kyle was a fan of Alexander Mogilny and Mario Lemieux growing up...Favourite TV show is *The Office*... Favourite movie is *Iron Man*...Favourite Hockey Memory is playing in the 2002 World Juniors...Favourite hockey city is Boston...Hobbies include reading and cycling...Lists Russell Crowe and Nicole Kidman as his favourite actor and actress.

## CAREER HIGHLIGHTS

**2007-08:** Scored the game-winning goal, his 100th career point, Feb. 7 at MTL...Scored two goals, his first tallies of the season, Nov. 13 vs MTL...Skated in his first game of the season and played (17:27) after a 15-game absence, Nov. 6 at OTT. **2006-07:** Finished the season fourth on the team with 30 assists and tied for sixth with 42 points...Collected a career-high four assists, Oct. 5 at OTT...Registered a career-high five-game point-streak (1-7-8) Oct. 5 - 14...Tallied three assists Nov. 11 vs. MTL...Scored a career-high three goals and five total points, Dec. 16 vs NYR...Notched three assists, Mar. 31 vs PIT. **2005-06:** Finished the season ranked tied for ninth among NHL rookies and tied for sixth in team scoring with 45 points (11-34-45)...Ranked second on the team in games played (81)...Recorded a season-high four points (1-3-4), Dec. 19 vs NYL...Had a season-high four-game point-streak (eight assists) April 8 - 15...Collected three assists, Apr. 11 vs FLA. **2004-05:** Finished the AHL season ranked tied for fourth in goals (38), fourth in points (87), tied for seventh in game-winning goals (8) and tied for eighth in assists (49)...Led St. John's in games played (81-tie), first in goals, first in game-winning goals, second in assists, second in points, second in plus/minus (+11), second in power play goals (11) and third in shots (184)...Scored five goals setting a franchise record for goals in a game by one player, Oct. 30 vs Cleveland. **2003-04:** Ranked first among AHL rookies in assists (35), first in points (55), first in power play points (21-tie), second in power play goals (8) and fourth in power play assists (13)...Scored his first career AHL goal in his first AHL game, Oct. 11 at Manitoba...Named AHL Rookie of the Month for November (2-12-14). **2000-01:** Ranked first in the OHL in assists (83), first in points (118) and first in plus/minus (+47).

## INTERNATIONAL

World Junior Championships: 2003 (Silver)



## WELLWOOD vs NHL

TEAM	GP	G	A	PTS	PIM
Anaheim	2	1	0	1	0
Atlanta	11	2	5	7	0
Boston	21	1	7	8	0
Buffalo	18	1	7	8	2
Calgary	2	0	1	1	0
Carolina	9	0	1	1	0
Colorado	2	0	0	0	0
Columbus	2	1	1	2	0
Dallas	2	0	0	0	0
Detroit	2	0	1	1	0
Edmonton	1	0	0	0	0
Florida	10	3	5	8	2
Los Angeles	2	0	1	1	0
Minnesota	1	0	1	1	0
Montreal	18	8	9	17	2
Nashville	1	0	0	0	0
New Jersey	10	2	2	4	0
NY Islanders	8	3	8	11	4
NY Rangers	10	3	4	7	0
Ottawa	18	2	7	9	0
Philadelphia	10	1	3	4	0
Phoenix	2	1	1	2	2
Pittsburgh	6	0	5	5	0
San Jose	2	0	1	1	0
St. Louis	1	0	0	0	0
Tampa Bay	10	0	4	4	0
Vancouver	1	0	0	0	0
Washington	7	2	3	5	2

**Totals** 189 31 77 108 14

## NHL MILESTONES

**100th NHL Game:** Nov. 9/06 at BOS

**100th NHL Point:** Feb. 7/08 at MTL



## COMPANY DIRECTORY

Home Ice .....	MTS Centre
Address .....	260 Hargrave St.
.....	Winnipeg, MB R3C 5S5
Telephone .....	204.978.7825
Fax .....	204.926.5575
Website .....	www.moosehockey.com
Media Relations Telephone .....	204.926.5570
Media Relations Fax .....	204.926.5575
Ticket Information & Customer Service .....	204.987.7825

## EXECUTIVE DIRECTORY

### True North Sports & Entertainment Ltd.

Chairman, Governor, AHL .....	Mark Chipman
President & CEO .....	Jim Ludlow
Chief Operating Officer .....	John Olfert
Senior VP & General Manager, MTS Centre .....	Kevin Donnelly
VP, Sales & Marketing .....	Norva Riddell
VP, People & Patron Services .....	Robert Thorsten

## 2008-09 SEASON SCHEDULE

Fri. Oct. 10	Hamilton .....	7:30 PM
Sat. Oct. 11	Hamilton .....	7:30 PM
Fri. Oct. 17	Rochester .....	7:30 PM
Sat. Oct. 18	Rochester .....	7:30 PM
Fri. Oct. 24	Houston .....	7:30 PM
Sat. Oct. 25	Houston .....	7:30 PM
Wed. Oct. 29	@ Quad City .....	7:05 PM
Fri. Oct. 31	@ Rockford .....	7:30 PM
Sat. Nov. 1	@ Quad City .....	7:05 PM
Sun. Nov. 2	@ Peoria .....	5:00 PM
Fri. Nov. 7	@ Rochester .....	6:35 PM
Sat. Nov. 8	@ Syracuse .....	6:35 PM
Mon. Nov. 10	@ Rochester .....	6:05 PM
Fri. Nov. 14	Toronto .....	7:30 PM
Sat. Nov. 15	Toronto .....	7:30 PM
Thurs. Nov. 20	San Antonio .....	7:30 PM
Fri. Nov. 21	San Antonio .....	7:30 PM
Fri. Nov. 28	Iowa .....	7:30 PM
Sat. Nov. 29	Iowa .....	7:30 PM
Tues. Dec. 2	@ Houston .....	7:05 PM
Thurs. Dec. 4	@ Houston .....	11:05 AM
Fri. Dec. 5	@ San Antonio .....	7:00 PM
Sun. Dec. 7	@ San Antonio .....	5:00 PM
Fri. Dec. 12	Grand Rapids .....	7:30 PM
Sat. Dec. 13	Grand Rapids .....	7:30 PM
Tues. Dec. 16	Manchester .....	7:30 PM
Wed. Dec. 17	Manchester .....	7:30 PM
Fri. Dec. 19	Quad City .....	7:30 PM
Sat. Dec. 20	Quad City .....	7:30 PM
Sat. Dec. 27	@ Toronto .....	6:00 PM
Sun. Dec. 28	@ Toronto .....	3:00 PM
Tues. Dec. 30	Chicago .....	7:30 PM
Wed. Dec. 31	Chicago .....	4:00 PM
Fri. Jan. 2	Rochester .....	7:30 PM
Sat. Jan. 3	Rochester .....	7:30 PM
Tues. Jan. 6	Hartford .....	7:30 PM
Wed. Jan. 7	Hartford .....	7:30 PM
Fri. Jan. 9	@ Iowa .....	7:05 PM
Sat. Jan. 10	@ Iowa .....	7:05 PM
Sun. Jan. 11	@ Peoria .....	5:00 PM
Tues. Jan. 13	Milwaukee .....	7:30 PM

## HOCKEY OPERATIONS – MANITOBA MOOSE

Senior VP & Hockey Operations &	
General Manager .....	Craig Heisinger
Head Coach .....	Scott Arniel
Assistant Coach .....	Jay Wells
Equipment Manager .....	Jason McMaster
Head Medical Trainer .....	Robert Millette
Assistant Medical Trainer .....	Mark Grehan
Director, Player Personnel .....	Bruce Southern
Scout .....	Jim Norgate
.....	Doug Shepherd
Director, Corporate Communications	
& Hockey Operations .....	Scott Brown
Communications Coordinator .....	Christina Caligiuri

Wed. Jan. 14	Milwaukee .....	7:30 PM
Fri. Jan. 16	@ Grand Rapids .....	6:00 PM
Sat. Jan. 17	@ Lake Erie .....	6:30 PM
Wed. Jan. 21	@ Hamilton .....	6:30 PM
Fri. Jan. 23	@ Rochester .....	6:35 PM
Sat. Jan. 24	@ Syracuse .....	6:30 PM

### ALL-STAR BREAK – Jan. 25 & 26 at Worcester, MA

Thurs. Jan. 29	Rockford .....	7:30 PM
Fri. Jan. 30	Rockford .....	7:30 PM
Mon. Feb. 2	Lake Erie .....	7:30 PM
Tues. Feb. 3	Lake Erie .....	7:30 PM
Fri. Feb. 6	@ Providence .....	6:05 PM
Sun. Feb. 8	@ Manchester .....	3:00 PM
Wed. Feb. 11	@ Hartford .....	6:00 PM
Fri. Feb. 13	@ Manchester .....	6:30 PM
Sat. Feb. 14	@ Hartford .....	6:00 PM
Sun. Feb. 15	@ Providence .....	3:05 PM
Fri. Feb. 27	Peoria .....	7:30 PM
Sat. Feb. 28	Peoria .....	7:30 PM
Fri. Mar. 6	Providence .....	7:30 PM
Sat. Mar. 7	Providence .....	7:30 PM
Fri. Mar. 13	@ Hamilton .....	6:30 PM
Sat. Mar. 14	@ Hamilton .....	6:00 PM
Sun. Mar. 15	@ Toronto .....	3:00 PM
Wed. Mar. 18	@ Rochester .....	6:05 PM
Fri. Mar. 20	@ Chicago .....	7:30 PM
Sat. Mar. 21	@ Rockford .....	7:05 PM
Tues. Mar. 24	Syracuse .....	7:30 PM
Wed. Mar. 25	Syracuse .....	7:30 PM
Fri. Mar. 27	Hamilton .....	7:30 PM
Sun. Mar. 29	Hamilton .....	2:00 PM
Fri. Apr. 3	Toronto .....	7:30 PM
Sat. Apr. 4	Toronto .....	7:30 PM
Wed. Apr. 8	@ Hamilton .....	6:30 PM
Fri. Apr. 10	@ Toronto .....	6:00 PM
Sat. Apr. 11	@ Lake Erie .....	6:30 PM

Please note all times are Central

## SCOTT ARNIEL

### HEAD COACH

**Born:** September 17, 1962

**Birthplace:** Kingston, ON

**Residence:** Winnipeg, MB

**Family:** Wife, Lia; Son, Brendan; Daughter, Stephanie

Scott Arniel, 46, enters his third season as Head Coach of the Manitoba Moose. Prior to being named the fifth Head Coach in franchise history, the Kingston, Ontario native was an Assistant Coach with the Buffalo Sabres, a position he held for three seasons.

Arniel has an extensive history with the Moose as both a player and coach. He joined the Moose for their inaugural season in 1996–97 with the International Hockey League. He then spent three seasons with the franchise as a player (1996–99), including the final two as team captain. In 222 games Arniel recorded 67 goals, 104 assists (67–104–171) and 233 penalty minutes. He ranks among the franchise leaders in numerous offensive categories, including games played (7th); goals (4th); assists (6th); points (5th); and powerplay goals (6th) with 20. He remained with the Moose as an Assistant Coach after retiring as a player in 1999.

Arniel began his NHL career in Manitoba after being drafted by the Winnipeg Jets in the second round, 22nd overall, of the 1981 NHL Entry Draft. He played 331 games with the Jets from 1981–86, recording 170 points (75–95–170) and 249 penalty minutes. Overall, Arniel played 730 games in the NHL with Winnipeg, Buffalo, and Boston from 1981–1992. Over his NHL career, Arniel scored 149 goals, 189 assists (149–189–338) and recorded 599 penalty minutes.



SCOTT ARNIEL

## JAY WELLS

### ASSISTANT COACH

**Born:** May 18, 1959

**Birthplace:** Paris, ON

**Residence:** Winnipeg, MB

**Family:** Wife, Coleen; Daughters, Stephanie, Alexa, Kendra

Jay Wells, 49, enters his first season with the Manitoba Moose. Wells joins the Moose from the AHL's Hershey Bears. The Paris, Ontario-native began his coaching career in 1997 as Assistant Coach for both Portland and Hershey, where he served from 1997–2001. During that time, the Bears compiled a record of 147–133–31–9 in 320 games.

Wells played in the NHL for nearly 20 years with the Los Angeles Kings, Philadelphia Flyers, Buffalo Sabres, New York Rangers, St. Louis Blues, and Tampa Bay Lightning. He played 1,098 games in the NHL earning 47 goals, 216 assists (47–216–263) and 2,359 penalty minutes in the regular season.



JAY WELLS

# WHERE THE PLAYERS SHOP



# CANUCKS HOCKEY IS ON TEAM 1040



**Follow Your Team on the TEAM**



**TEAM 1040**  
**SPORTS RADIO**

# I NOLAN BAUMGARTNER

DEFENCE SHOOTS RIGHT 6'2" 205 LBS CALGARY, AB MAR. 23, 1976



## ACQUIRED

Signed as a free agent July 2, 2008.

STATS		REGULAR SEASON						PLAYOFFS				
SEASON	TEAM	LEA	GP	G	A	PTS	PIM	GP	G	A	PTS	PIM
1995-96	Washington	NHL	1	0	0	0	0	1	0	0	0	10
	Kamloops	WHL	28	13	15	28	45	16	1	9	10	26
1996-97	Portland	AHL	8	2	2	4	4	-	-	-	-	-
1997-98	Washington	NHL	4	0	1	1	0	-	-	-	-	-
	Portland	AHL	70	2	24	26	70	10	1	4	5	10
1998-99	Washington	NHL	5	0	0	0	0	-	-	-	-	-
	Portland	AHL	70	2	24	26	70	-	-	-	-	-
1999-00	Washington	NHL	8	0	1	1	2	-	-	-	-	-
	Portland	AHL	71	5	18	23	56	4	1	2	3	10
2000-01	Chicago	NHL	8	0	0	0	6	-	-	-	-	-
	Norfolk	AHL	63	5	28	33	75	9	2	3	5	11
2001-02	Norfolk	AHL	76	10	24	34	72	4	0	1	1	2
2002-03	Vancouver	NHL	8	1	2	3	4	2	0	0	0	0
	Manitoba	AHL	59	8	31	39	82	1	0	0	0	4
2003-04	Pittsburgh	NHL	5	0	0	0	2	-	-	-	-	-
	Vancouver	NHL	9	0	3	3	2	-	-	-	-	-
2004-05	Manitoba	AHL	78	9	30	39	51	14	0	4	4	10
2005-06	Vancouver	NHL	70	5	29	34	30	-	-	-	-	-
2006-07	Philadelphia	NHL	6	0	1	1	21	-	-	-	-	-
	Philadelphia	AHL	51	6	20	26	46	-	-	-	-	-
	Dallas	NHL	7	0	2	2	0	-	-	-	-	-
2007-08	Iowa	AHL	56	5	13	18	47	-	-	-	-	-
	Manitoba	AHL	18	0	6	6	10	3	0	1	1	4
VANCOUVER TOTALS			87	6	34	40	36	2	0	0	0	0
NHL TOTALS			131	6	39	45	67	3	0	0	0	10

# I ALEXANDRE BOLDUC

CENTRE SHOOTS LEFT 6'3" 200 LBS MONTREAL, QC JUNE 26, 1985



STATS		REGULAR SEASON						PLAYOFFS				
SEASON	TEAM	LEA	GP	G	A	PTS	PIM	GP	G	A	PTS	PIM
2001-02	Rouyn-Noranda	QMJHL	64	6	14	20	69	4	1	1	2	4
2002-03	Rouyn-Noranda	QMJHL	66	14	29	43	131	4	0	2	2	2
2003-04	Rouyn-Noranda	QMJHL	65	23	35	58	115	11	3	4	7	18
2004-05	Rouyn-Noranda	QMJHL	33	7	10	17	46	-	-	-	-	-
	Shawinigan	QMJHL	29	7	11	18	14	3	0	0	0	0
2005-06	Manitoba	AHL	29	3	7	10	35	-	-	-	-	-
	Bakersfield	ECHL	24	10	6	16	56	11	4	4	8	28
2006-07	Manitoba	AHL	32	4	5	9	35	5	0	0	0	8
	Bakersfield	ECHL	16	7	17	24	42	6	2	4	6	9
2007-08	Manitoba	AHL	70	18	19	37	93	6	1	0	1	6

## ACQUIRED

Signed as a free agent July 2, 2008.

# I MIKE BROWN

RIGHT WING SHOOTS RIGHT 6'0" 210 LBS NORTHBROOK, IL JUNE 24, 1985



STATS		REGULAR SEASON						PLAYOFFS				
SEASON	TEAM	LEA	GP	G	A	PTS	PIM	GP	G	A	PTS	PIM
2001-02	US Nat.	NAHL	46	5	11	16	56	-	-	-	-	-
2002-03	US Nat.	NAHL	9	0	3	3	29	-	-	-	-	-
2003-04	U. of Michigan	NCAA	42	8	5	13	51	-	-	-	-	-
2004-05	U. of Michigan	NCAA	35	3	5	8	95	-	-	-	-	-
2005-06	Manitoba	AHL	73	7	8	15	139	13	1	2	3	17
2006-07	Manitoba	AHL	62	3	0	3	194	13	0	2	2	16
2007-08	Vancouver	NHL	19	1	0	1	55	-	-	-	-	-
	Manitoba	AHL	54	10	3	13	201	6	2	0	2	11
VANCOUVER/NHL Totals			19	1	0	1	55	-	-	-	-	-

## ACQUIRED

Vancouver's 4th choice, 159th overall, in 2004 NHL Entry Draft.



DEFENCE SHOOTS LEFT 5'9" 169 LBS ST. FABIEN, QC APR. 23, 1985

## STATS

## REGULAR SEASON

## PLAYOFFS

SEASON	TEAM	LEA	GP	G	A	PTS	PIM	GP	G	A	PTS	PIM
2001-02	Rimouski	QMJHL	34	0	8	8	30	7	0	3	3	2
2002-03	Rimouski	QMJHL	72	6	25	31	48	-	-	-	-	-
2003-04	Rimouski	QMJHL	59	7	38	45	32	9	0	5	5	0
2004-05	Rimouski	QMJHL	70	8	60	68	46	13	2	17	19	6
2005-06	Rimouski	QMJHL	29	5	23	28	18	-	-	-	-	-
	Chicoutimi	QMJHL	33	18	31	49	22	9	2	10	12	6
2006-07	Vancouver	NHL	7	0	1	1	4	-	-	-	-	-
	Manitoba	AHL	44	3	6	9	22	1	0	0	0	0
	Victoria	ECHL	6	0	3	3	2	6	0	2	2	0
2007-08	Manitoba	AHL	2	0	0	0	0	-	-	-	-	-
	Victoria	ECHL	58	8	22	30	40	11	0	5	5	4
VANCOUVER/NHL Totals			7	0	1	1	4	-	-	-	-	-

## ACQUIRED

Signed as a free agent October 31, 2006.



CENTRE SHOOTS LEFT 5'11" 180 LBS VIRGINIA, MN OCT. 28, 1978

## STATS

## REGULAR SEASON

## PLAYOFFS

SEASON	TEAM	LEA	GP	G	A	PTS	PIM	GP	G	A	PTS	PIM
1997-98	Fargo-Moorhead	USHL	30	17	37	54	16	4	3	0	3	25
1998-99	Colorado College	NCAA	42	8	25	33	22	-	-	-	-	-
1999-00	Colorado College	NCAA	37	11	20	31	22	-	-	-	-	-
2000-01	Colorado College	NCAA	31	20	33	53	26	-	-	-	-	-
2001-02	Colorado College	NCAA	43	14	36	50	14	-	-	-	-	-
2002-03	Houston	AHL	72	22	25	47	20	15	3	7	10	4
2003-04	Houston	AHL	53	10	28	38	28	2	0	0	0	0
2004-05	Houston	AHL	64	10	24	34	26	5	1	1	2	0
2005-06	Chicago	NHL	29	7	9	16	2	-	-	-	-	-
	Norfolk	AHL	54	29	39	68	48	4	2	2	4	0
2006-07	Philadelphia	NHL	3	0	0	0	0	-	-	-	-	-
	Philadelphia Phantoms	AHL	56	16	36	52	34	-	-	-	-	-
2007-08	Grand Rapids	AHL	59	16	31	47	61	-	-	-	-	-
NHL Totals			32	7	9	16	2	-	-	-	-	-

## ACQUIRED

Signed as a free agent July 4, 2008.



GOALTENDER CATCHES LEFT 6'0" 198 LBS SOREL, QC JAN. 27, 1986

## REGULAR SEASON

SEASON	TEAM	LEA	GPI	MIN	GA	EN	SO	GAA	W	L	T	SVS	PCT
2002-03	Shawinigan	QMJHL	7	365	21	0	0	3.45	2	3	0	161	.870
2003-04	Shawinigan	QMJHL	59	3287	156	4	1	2.85	32	18	2	1456	.903
2004-05	Shawinigan	QMJHL	59	3480	140	1	4	2.41	27	21	11	1636	.921
2005-06	Shawinigan	QMJHL	48	2680	154	2	3	3.45	27	19	0	1379	.900
2006-07	Victoria	ECHL	37	2190	117	2	1	3.21	21	14	2	1212	.912
	Manitoba	AHL	8	463	26	2	0	3.37	1	7	0	198	.884
2007-08	Manitoba	AHL	1	40	1	0	0	1.50	0	0	0	10	.909
	Victoria	ECHL	42	2412	128	1	2	3.18	24	11	5	1267	.908

## ACQUIRED

Vancouver's 5th round choice, 189th overall, in 2004 NHL Entry Draft.



# ZACK FITZGERALD

DEFENCE SHOOTS LEFT 6'1" 206 LBS TWO HARBORS, MN JUNE 16, 1985



## STATS

## REGULAR SEASON

## PLAYOFFS

SEASON	TEAM	LEA	GP	G	A	PTS	PIM	GP	G	A	PTS	PIM
2001-02	Seattle	WHL	61	3	7	10	214	10	0	2	2	19
2002-03	Seattle	WHL	64	8	14	22	232	15	0	4	4	33
2003-04	Seattle	WHL	58	4	15	19	163	-	-	-	-	-
2004-05	Seattle	WHL	65	7	18	25	244	9	0	3	3	24
2005-06	Alaska	ECHL	12	1	1	2	108	-	-	-	-	-
	Peoria	AHL	13	1	1	2	47	-	-	-	-	-
2006-07	Peoria	AHL	29	0	2	2	86	-	-	-	-	-
	Alaska	ECHL	10	0	1	1	48	14	2	3	5	82
2007-08	Vancouver	NHL	1	0	0	0	0	-	-	-	-	-
	Manitoba	AHL	48	5	3	8	158	3	0	0	0	14

## VANCOUVER/NHL TOTALS

1 0 0 0 0 - - - - -

## ACQUIRED

Traded to Vancouver from St. Louis in exchange for F-P. Guenette, August 1, 2007

# MICHAEL GRABNER

RIGHT WING SHOOTS LEFT 6'1" 180 LBS VILLACH, AUSTRIA OCT. 5, 1987



## STATS

## REGULAR SEASON

## PLAYOFFS

SEASON	TEAM	LEA	GP	G	A	PTS	PIM	GP	G	A	PTS	PIM
2003-04	VSV EC	AUS	18	2	1	3	0	-	-	-	-	-
2004-05	Spokane	WHL	58	13	11	24	18	-	-	-	-	-
2005-06	Spokane	WHL	67	36	14	50	28	-	-	-	-	-
2006-07	Spokane	WHL	55	39	16	55	34	6	0	1	1	2
	Manitoba	AHL	2	1	1	2	0	6	0	0	0	0
2007-08	Manitoba	AHL	74	22	22	44	8	6	3	0	3	2

## ACQUIRED

Vancouver's 1st choice, 14th overall, in 2006 NHL Entry Draft.

# JANNIK HANSEN

LEFT WING SHOOTS LEFT 6'1" 189 LBS HERLEV, DENMARK MAR. 15, 1986



## STATS

## REGULAR SEASON

## PLAYOFFS

SEASON	TEAM	LEA	GP	G	A	PTS	PIM	GP	G	A	PTS	PIM
2003-04	Rodovre	DEN	35	12	7	19	48	-	-	-	-	-
2004-05	Rodovre	DEN	32	17	17	34	40	5	3	1	4	24
2005-06	Portland	WHL	64	24	40	64	67	12	7	6	13	16
2006-07	Vancouver	NHL	-	-	-	-	-	10	0	1	1	4
	Manitoba	AHL	72	12	22	34	38	6	0	0	0	2
2007-08	Vancouver	NHL	5	0	0	0	2	-	-	-	-	-
	Manitoba	AHL	50	21	22	43	22	6	2	2	4	0

## VANCOUVER/NHL TOTALS

5 0 0 0 2 10 0 1 1 4

## ACQUIRED

Vancouver's 7th choice, 287th overall, in 2004 NHL Entry Draft.

SHAUN

HESHKA

DEFENCE SHOOTS RIGHT 6'1" 198 LBS MELVILLE, SK JULY, 30 1985

## STATS

## REGULAR SEASON

## PLAYOFFS

SEASON	TEAM	LEA	GP	G	A	PTS	PIM	GP	G	A	PTS	PIM
2002-03	Melville	SJHL	53	6	14	20	53	-	-	-	-	-
2003-04	Everett	WHL	66	3	7	10	25	21	0	2	2	8
2004-05	Everett	WHL	72	12	26	38	21	11	2	0	2	6
2005-06	Everett	WHL	66	10	49	59	91	14	3	10	13	10
2006-07	Manitoba	AHL	57	2	4	6	14	7	0	0	0	8
	Victoria	ECHL	3	0	1	1	4	-	-	-	-	-
2007-08	Manitoba	AHL	77	9	21	30	59	6	0	1	1	4

## ACQUIRED

Signed July 24, 2006.



THE PLAYERS

JASON

JAFFRAY

LEFT WING SHOOTS LEFT 6'1" 196 LBS RIMBEY, AB JUNE 30, 1981

## STATS

## REGULAR SEASON

## PLAYOFFS

SEASON	TEAM	LEA	GP	G	A	PTS	PIM	GP	G	A	PTS	PIM
1997-98	Edmonton	WHL	6	0	1	1	0	-	-	-	-	-
1998-99	Kootenay	WHL	57	14	12	26	50	7	1	2	3	6
1999-00	Kootenay	WHL	71	24	28	52	104	21	10	9	19	17
2000-01	Kootenay	WHL	70	31	42	73	108	11	5	7	12	10
2001-02	Kootenay	WHL	32	15	19	34	38	-	-	-	-	-
	Swift Current	WHL	41	23	26	49	44	12	4	5	9	25
2002-03	Roanoke	ECHL	64	34	51	85	89	4	0	3	3	4
	Norfolk	AHL	2	0	0	0	0	-	-	-	-	-
2003-04	Wheeling	ECHL	54	37	37	74	81	2	1	1	2	2
	Wilkes-Barre	AHL	5	0	1	1	0	-	-	-	-	-
2004-05	Wheeling	ECHL	23	6	6	12	22	-	-	-	-	-
	Cleveland	AHL	30	10	6	16	23	-	-	-	-	-
	Manitoba	AHL	14	4	4	8	6	1	0	0	0	0
2005-06	Manitoba	AHL	73	12	35	47	58	13	6	1	7	11
2006-07	Manitoba	AHL	77	35	46	81	75	13	6	7	13	6
2007-08	Vancouver	NHL	19	2	4	6	19	-	-	-	-	-
	Manitoba	AHL	43	21	27	48	51	3	1	4	5	0

## NHL TOTALS

19 2 4 6 19

- - - - -



## ACQUIRED

Signed July 17, 2007.

KIRIL

KOLTSOV

DEFENCE SHOOTS LEFT 5'11" 176 LBS CHELYABINSK, USSR FEB. 1, 1983

## STATS

## REGULAR SEASON

## PLAYOFFS

SEASON	TEAM	LEA	GP	G	A	PTS	PIM	GP	G	A	PTS	PIM
1999-00	Omsk	RUS	2	0	0	0	0	-	-	-	-	-
2000-01	Omsk	RUS	39	0	1	1	20	16	1	3	4	12
2001-02	Omsk	RUS	40	1	5	6	34	11	1	0	1	0
2002-03	Omsk	RUS	45	4	8	12	54	12	1	3	4	8
2003-04	Manitoba	AHL	74	7	25	32	62	-	-	-	-	-
2004-05	Manitoba	AHL	28	3	14	17	42	-	-	-	-	-
	Omsk	RUS	22	2	2	4	46	10	0	1	1	18
2005-06	Omsk	RUS	43	9	8	17	98	13	4	5	9	10
2006-07	Omsk	RUS	51	9	31	40	46	9	3	3	6	12
2007-08	Ufa Salavat	RUS	50	5	17	22	45	12	0	6	6	6

## ACQUIRED

Vancouver's 2nd choice, 49th overall, in 2002 NHL Entry Draft.



# JASON KROG

CENTRE SHOOTS RIGHT 5'11" 185 LBS FERNIE, BC OCT. 9, 1975



## ACQUIRED

Signed as an unrestricted free agent July 14, 2008.

## STATS

SEASON	TEAM	LEA	GP	G	A	PTS	PIM
1995-96	New Hampshire	NCAA	34	4	16	20	20
1996-97	New Hampshire	NCAA	39	23	44	67	28
1997-98	New Hampshire	NCAA	38	33	33	66	44
1998-99	New Hampshire	NCAA	41	34	51	85	38
1999-00	Providence	AHL	11	9	8	17	4
	<b>NY Islanders</b>	<b>NHL</b>	<b>17</b>	<b>2</b>	<b>4</b>	<b>6</b>	<b>6</b>
	Lowell	AHL	45	6	21	27	22
2000-01	<b>NY Islanders</b>	<b>NHL</b>	<b>9</b>	<b>0</b>	<b>3</b>	<b>3</b>	<b>0</b>
	Springfield	AHL	24	7	23	30	4
	Lowell	AHL	26	11	16	27	6
2001-02	<b>NY Islanders</b>	<b>NHL</b>	<b>2</b>	<b>0</b>	<b>0</b>	<b>0</b>	<b>0</b>
	Bridgeport	AHL	64	26	36	62	13
2002-03	<b>Anaheim</b>	<b>NHL</b>	<b>67</b>	<b>10</b>	<b>15</b>	<b>25</b>	<b>12</b>
	Cincinnati	AHL	9	3	4	7	6
2003-04	<b>Anaheim</b>	<b>NHL</b>	<b>80</b>	<b>6</b>	<b>12</b>	<b>18</b>	<b>16</b>
2004-05	VSV EC	AUST	48	27	33	60	38
2005-06	Vastra Fro.	SEL	7	5	1	6	6
	Servette Gen.	SWISS	29	14	14	28	32
2006-07	<b>NY Rangers</b>	<b>NHL</b>	<b>9</b>	<b>2</b>	<b>0</b>	<b>2</b>	<b>4</b>
	Atlanta	<b>NHL</b>	<b>14</b>	<b>1</b>	<b>3</b>	<b>4</b>	<b>6</b>
	Chicago	AHL	44	26	54	80	20
2007-08	Chicago	AHL	80	39	73	112	30
<b>NHL TOTALS</b>			<b>198</b>	<b>21</b>	<b>37</b>	<b>58</b>	<b>44</b>

## REGULAR SEASON

## PLAYOFFS

GP	G	A	PTS	PIM
-	-	-	-	-
-	-	-	-	-
-	-	-	-	-
-	-	-	-	-
6	2	2	4	0
-	-	-	-	-
-	-	-	-	-
-	-	-	-	-
-	-	-	-	-
20	10	13	23	8
<b>21</b>	<b>3</b>	<b>1</b>	<b>4</b>	<b>4</b>
-	-	-	-	-
-	-	-	-	-
3	0	1	1	4
17	5	3	8	10
-	-	-	-	-
-	-	-	-	-
15	5	14	19	17
24	12	26	38	2
<b>21</b>	<b>3</b>	<b>1</b>	<b>4</b>	<b>4</b>

# PIERRE-CEDRIC LABRIE

LEFT WING SHOOTS RIGHT 6'2" 208 LBS BAIE-COMEAU, QC DEC. 6, 1986



## STATS

SEASON	TEAM	LEA	GP	G	A	PTS	PIM
2003-04	Coaticook	QJHL	46	13	12	25	96
	Quebec	QMJHL	1	0	0	0	0
2004-05	Coaticook	QJHL	15	3	4	7	59
2005-06	Restigouche Jr.	MJHL	54	43	43	86	153
	Baie-Comeau	QMJHL	-	-	-	-	-
2006-07	Baie-Comeau	QMJHL	68	35	28	63	113
2007-08	Manitoba	AHL	67	7	11	18	108

## REGULAR SEASON

## PLAYOFFS

GP	G	A	PTS	PIM
-	-	-	-	-
-	-	-	-	-
-	-	-	-	-
-	-	-	-	-
4	2	2	4	6
11	8	6	14	35
3	0	0	0	2

## ACQUIRED

Signed as a free agent, July 3, 2007.

# NATHAN McIVER

DEFENCE SHOOTS LEFT 6'2" 205 LBS SUMMERSIDE, PEI JAN. 6, 1985



## STATS

SEASON	TEAM	LEA	GP	G	A	PTS	PIM
2002-03	Toronto	OHL	68	5	10	15	121
2003-04	Toronto	OHL	57	4	11	15	183
2004-05	Toronto	OHL	67	4	22	26	160
2005-06	Manitoba	AHL	66	1	6	7	155
2006-07	<b>Vancouver</b>	<b>NHL</b>	<b>1</b>	<b>0</b>	<b>0</b>	<b>0</b>	<b>7</b>
	Manitoba	AHL	63	1	2	3	139
2007-08	<b>Vancouver</b>	<b>NHL</b>	<b>17</b>	<b>0</b>	<b>0</b>	<b>0</b>	<b>52</b>
	Manitoba	AHL	43	3	3	6	108
<b>VANCOUVER/NHL TOTALS</b>			<b>18</b>	<b>0</b>	<b>0</b>	<b>0</b>	<b>59</b>

## REGULAR SEASON

## PLAYOFFS

GP	G	A	PTS	PIM
19	0	4	4	41
16	0	1	1	22
3	0	1	1	13
12	0	0	0	28
-	-	-	-	-
2	0	0	0	0
-	-	-	-	-
6	0	1	1	11
-	-	-	-	-

## ACQUIRED

Vancouver's 9th choice, 254th overall, in 2003 NHL Entry Draft.

DEFENCE SHOOTS LEFT 6'0" 189 LBS CALGARY, AB MAY 7, 1979

## STATS

## REGULAR SEASON

## PLAYOFFS

SEASON	TEAM	LEA	GP	G	A	PTS	PIM	GP	G	A	PTS	PIM
1996-97	Swift Current	WHL	67	8	13	21	82	-	-	-	-	-
1997-98	Swift Current	WHL	71	13	35	48	108	1	0	0	0	0
1998-99	Swift Current	WHL	72	16	44	60	125	6	2	2	4	12
1999-00	Swift Current	WHL	70	22	58	80	92	2	0	0	0	0
2000-01	Cleveland	IHL	42	3	7	10	69	4	0	0	0	0
	Jackson	ECHL	5	1	2	3	5	-	-	-	-	-
2001-02	Houston	AHL	72	3	11	14	92	14	1	0	1	23
2002-03	Hartford	AHL	15	2	9	11	6	2	2	0	2	0
	Houston	AHL	66	11	28	39	155	-	-	-	-	-
2003-04	NY Rangers	NHL	9	0	0	0	6	-	-	-	-	-
	Hartford	AHL	72	6	26	32	130	16	0	5	5	28
2004-05	Hartford	AHL	79	5	38	43	132	6	0	3	3	11
2005-06	Hershey	AHL	73	13	44	57	94	16	2	12	14	12
2006-07	Washington	NHL	18	2	6	8	12	-	-	-	-	-
	Hershey	AHL	29	3	25	28	39	-	-	-	-	-
	Ottawa	NHL	1	0	0	0	0	-	-	-	-	-
2007-08	Ottawa	NHL	3	0	0	0	0	-	-	-	-	-
	Binghamton	AHL	77	12	37	49	74	-	-	-	-	-
NHL TOTALS			31	2	6	8	18	-	-	-	-	-



## ACQUIRED

Traded to Vancouver from Ottawa in exchange for Ryan Shannon, September 2, 2008.

DEFENCE SHOOTS LEFT 6'2" 210 LBS UMEA, SWEDEN APR. 28, 1987

## STATS

## REGULAR SEASON

## PLAYOFFS

SEASON	TEAM	LEA	GP	G	A	PTS	PIM	GP	G	A	PTS	PIM
2005-06	Bjorkloven IF	Swe-1	6	0	0	0	4	-	-	-	-	-
2006-07	Bjorkloven IF	Swe-1	33	0	2	2	104	-	-	-	-	-
	Manitoba	AHL	1	0	0	0	0	4	0	0	0	2
2007-08	Manitoba	AHL	41	3	2	5	37	-	-	-	-	-
	Victoria	ECHL	19	0	5	5	14	-	-	-	-	-

## ACQUIRED

Vancouver's 3rd round pick, 82nd overall, in 2006 NHL Entry Draft.



CENTRE SHOOTS RIGHT 5'11" 184 LBS COLEMAN, AB MAY 16, 1984

## STATS

## REGULAR SEASON

## PLAYOFFS

SEASON	TEAM	LEA	GP	G	A	PTS	PIM	GP	G	A	PTS	PIM
2001-02	Regina	WHL	1	0	0	0	0	-	-	-	-	-
2002-03	Regina	WHL	50	6	12	18	159	5	1	1	2	21
2003-04	Regina	WHL	65	19	26	45	186	4	0	1	1	18
2004-05	Regina	WHL	63	22	29	51	148	-	-	-	-	-
	Manitoba	AHL	8	1	1	2	5	14	0	0	0	35
2005-06	Vancouver	NHL	5	1	0	1	4	-	-	-	-	-
	Manitoba	AHL	49	9	6	15	122	13	1	1	2	22
2006-07	Vancouver	NHL	2	0	0	0	5	-	-	-	-	-
	Manitoba	AHL	14	3	3	6	35	-	-	-	-	-
2007-08	Vancouver	NHL	22	1	2	3	41	-	-	-	-	-
	Manitoba	AHL	34	3	11	14	81	6	0	0	0	10
NHL/VANCOUVER TOTALS			29	2	2	4	50	-	-	-	-	-

## ACQUIRED

Signed as a free agent on Nov. 9, 2005.



# CORY SCHNEIDER

GOALTENDER CATCHES LEFT 6'2" 202 LBS MARBLEHEAD, MA MAR. 18, 1986



## STATS

## REGULAR SEASON

SEASON	TEAM	LEA	GPI	MIN	GA	EN	SO	GAA	W	L	T	SVS	PCT
2004-05	Boston College	NCAA	18	1102	35	0	1	1.90	13	1	4	382	.916
2005-06	Boston College	NCAA	39	2362	83	0	8	2.11	24	13	2	1015	.930
2006-07	Boston College	NCAA	42	2517	90	0	6	2.15	29	12	1	1111	.925
2007-08	Manitoba	AHL	36	2054	78	3	3	2.28	21	12	2	848	.916

## PLAYOFFS

SEASON	TEAM	LEA	GPI	MIN	GA	EN	SO	GAA	W	L	T	SVS	PCT
2007-08	Manitoba	AHL	6	-	-	-	-	1.92	1	4	-	-	-

## ACQUIRED

Vancouver's 1st choice, 26th overall, in 2004 NHL Entry Draft.

# JIM SHARROW

DEFENCE SHOOTS RIGHT 6'2" 198 LBS FRAMINGHAM, MA JAN. 31, 1985



## STATS

## REGULAR SEASON

## PLAYOFFS

SEASON	TEAM	LEA	GP	G	A	PTS	PIM	GP	G	A	PTS	PIM
2002-03	Halifax	QMJHL	70	2	14	16	54	25	2	4	6	24
2003-04	Halifax	QMJHL	52	12	26	38	67	-	-	-	-	-
2004-05	Halifax	QMJHL	69	16	31	47	76	13	5	6	11	6
2005-06	Chicago	AHL	47	2	17	19	17	-	-	-	-	-
	Gwinnett	ECHL	23	3	7	10	12	-	-	-	-	-
2006-07	Chicago	AHL	42	4	14	18	38	-	-	-	-	-
2007-08	Manitoba	AHL	44	5	17	22	26	2	0	1	1	0

## ACQUIRED

Traded to Vancouver from Atlanta in exchange for Jesse Schultz, June 23, 2007.

# JURAJ SIMEK

RIGHT WING SHOOTS LEFT 6'1" 192 LBS PRESOV, CZECH REP. SEPT. 29, 1987



## STATS

## REGULAR SEASON

## PLAYOFFS

SEASON	TEAM	LEA	GP	G	A	PTS	PIM	GP	G	A	PTS	PIM
2004-05	Kloten	SWISS	18	0	0	0	0	-	-	-	-	-
2005-06	Kloten	SWISS	8	0	1	1	4	-	-	-	-	-
2006-07	Brandon	WHL	58	28	29	57	41	9	1	5	6	6
2007-08	Manitoba	AHL	66	7	10	17	30	1	1	0	1	0

## ACQUIRED

Vancouver's 4th choice, 167th overall, in 2006 NHL Entry Draft.



CENTRE SHOOTS LEFT 6'0" 197 LBS TRENCIN, SLOVAKIA MAR. 6, 1987

## STATS

## REGULAR SEASON

## PLAYOFFS

SEASON	TEAM	LEA	GP	G	A	PTS	PIM	GP	G	A	PTS	PIM
2004-05	Dubnica	SLO	19	0	0	0	14	-	-	-	-	-
2005-06	Vancouver	WHL	69	9	12	21	29	18	4	1	5	14
2006-07	Vancouver	WHL	47	8	14	22	20	22	6	6	12	14
2007-08	Vancouver	WHL	67	19	32	51	36	10	3	5	8	2

## ACQUIRED

Vancouver's 6th choice, 205th overall, in 2005 NHL Entry Draft.



CENTRE SHOOTS LEFT 6'2" 205 LBS BELLINGHAM, WA JAN. 1, 1987

## STATS

## REGULAR SEASON

## PLAYOFFS

SEASON	TEAM	LEA	GP	G	A	PTS	PIM	GP	G	A	PTS	PIM
2003-04	Chilliwack	BCHL	48	7	18	25	73	11	3	1	4	14
2004-05	Chilliwack	BCHL	59	27	28	55	94	-	-	-	-	-
2005-06	Chilliwack	BCHL	57	38	63	101	109	10	12	11	23	12
2006-07	N. Michigan	NCAA	40	0	4	4	28	-	-	-	-	-
2007-08	N. Michigan	NCAA	44	8	15	23	45	-	-	-	-	-

## ACQUIRED

Vancouver's 5th round choice, 138th overall, in 2005 NHL Entry Draft.



GOALTENDER CATCHES LEFT 5'11" 160 LBS TORONTO, ON FEB. 17, 1990

## STATS

## REGULAR SEASON

SEASON	TEAM	LEA	GP	MIN	GA	EN	SO	GAA	W	L	T	SVS	PCT
2006-07	Red Deer	WHL	21	1015	55	2	1	3.25	9	5	2	409	.882
2007-08	Red Deer	WHL	47	2513	155	2	1	3.70	10	30	3	1184	.884

## ACQUIRED

Vancouver's 7th round choice, 191st overall, in 2008 NHL Entry Draft.



# KRIS FREDHEIM

DEFENCE SHOOTS RIGHT 6'2" 174 LBS CAMPBELL RIVER, BC FEB. 23, 1987



## STATS

## REGULAR SEASON

## PLAYOFFS

SEASON	TEAM	LEA	GP	G	A	PTS	PIM	GP	G	A	PTS	PIM
2004-05	Notre Dame	SJHL	50	2	15	17	28	-	-	-	-	-
2005-06	Notre Dame	SJHL	52	12	23	35	75	11	2	9	11	15
2006-07	Colorado	NCAA	23	1	3	4	16	-	-	-	-	-
2007-08	Colorado	NCAA	34	1	4	5	24	-	-	-	-	-

## ACQUIRED

Vancouver's 6th round choice, 185th overall, in 2005 NHL Entry Draft.

# MATS FROSHAUG

CENTRE SHOOTS LEFT 6'1" 198 LBS OSLO, NORWAY JUNE 31, 1988



## STATS

## REGULAR SEASON

## PLAYOFFS

SEASON	TEAM	LEA	GP	G	A	PTS	PIM	GP	G	A	PTS	PIM
2004-05	Sunne IK	J18 Elit	18	8	8	16	35	-	-	-	-	-
	Sunne IK	J20 Elit	16	0	3	3	4	-	-	-	-	-
2005-06	Sunne IK	J18 Elit	16	8	11	19	10	-	-	-	-	-
	Sunne IK	J20 Elit	17	14	10	24	20	-	-	-	-	-
	Sunne IK	Division1	14	1	1	2	0	-	-	-	-	-
2006-07	Linkopings HC	J20 Superelit	37	10	11	21	20	5	0	1	1	6
2007-08	Linkopings HC	J20 Superelit	35	18	18	36	41	-	-	-	-	-
	Linkopings HC	Elitserien	2	0	0	0	0	-	-	-	-	-

## ACQUIRED

Vancouver's 6th choice, 161st overall, in 2008 NHL Entry Draft.

# TAYLOR ELLINGTON

DEFENCE SHOOTS LEFT 6'0" 205 LBS VICTORIA, BC OCT. 31, 1988



## STATS

## REGULAR SEASON

## PLAYOFFS

SEASON	TEAM	LEA	GP	G	A	PTS	PIM	GP	G	A	PTS	PIM
2004-05	Everett	WHL	47	0	0	0	48	8	0	1	1	4
2005-06	Everett	WHL	63	0	7	7	62	15	1	2	3	16
2006-07	Everett	WHL	60	5	8	13	65	6	1	0	1	2
2007-08	Everett	WHL	48	3	11	14	66	4	0	0	0	0

## ACQUIRED

Vancouver's 2nd choice, 33rd overall, in 2007 NHL Entry Draft.

**RIGHT WING SHOOTS RIGHT 5'11" 195 LBS VANCOUVER, BC MAY 21, 1987**
**STATS**
**REGULAR SEASON**
**PLAYOFFS**

SEASON	TEAM	LEA	GP	G	A	PTS	PIM	GP	G	A	PTS	PIM
2003-04	Cowichan Valley	BCHL	17	3	8	11	22	1	0	0	0	0
2004-05	Prince George	WHL	60	2	6	8	75	-	-	-	-	-
2005-06	Prince George	WHL	19	2	1	3	24	-	-	-	-	-
2006-07	Prince George	WHL	13	2	5	7	18	-	-	-	-	-
	Everett	WHL	48	20	22	42	44	12	4	4	8	8
2007-08	Everett	WHL	60	29	55	84	68	4	1	2	3	8

**ACQUIRED**

Vancouver's 6th choice, 206th overall, in 2007 NHL Entry Draft.


**CENTRE SHOOTS RIGHT 6'0" 184 LBS TORONTO, ON FEB. 18, 1990**
**STATS**
**REGULAR SEASON**
**PLAYOFFS**

SEASON	TEAM	LEA	GP	G	A	PTS	PIM	GP	G	A	PTS	PIM
2006-07	Brampton	OHL	63	23	23	46	24	4	1	3	4	0
2007-08	Brampton	OHL	68	40	45	85	36	5	5	0	5	2

**ACQUIRED**

Vancouver's 1st choice, 10th overall, in 2008 NHL Entry Draft.


**CENTRE SHOOTS RIGHT 5'11" 185 LBS MOUND, MN SEPT. 16, 1988**
**STATS**
**REGULAR SEASON**
**PLAYOFFS**

SEASON	TEAM	LEA	GP	G	A	PTS	PIM	GP	G	A	PTS	PIM
2006-07	Des Moines	USHL	10	1	2	3	6	6	0	1	1	10
2007-08	Des Moines	USHL	55	13	24	37	38	-	-	-	-	-

**ACQUIRED**

Vancouver's 5th choice, 176th overall, in 2007 NHL Entry Draft.



# CHARLES-ANTOINE

# MESSIER

CENTRE SHOOTS LEFT 5'11" 185 LBS BOUCHERVILLE, QC NOV. 4, 1988



## STATS

## REGULAR SEASON

## PLAYOFFS

SEASON	TEAM	LEA	GP	G	A	PTS	PIM	GP	G	A	PTS	PIM
2005-06	Baie-Comeau	QMJHL	57	4	11	15	33	4	2	0	2	2
2006-07	Baie-Comeau	QMJHL	69	27	21	48	67	11	0	3	3	14
2007-08	Chicoutimi	QMJHL	32	5	16	21	79	4	1	2	3	10
	Acadie-Bathurst	QMJHL	34	9	11	20	69	-	-	-	-	-

## ACQUIRED

Vancouver's 3rd choice, 145th overall, in 2007 NHL Entry Draft.

# PRAB

# RAI

CENTRE SHOOTS LEFT 5'11" 183 LBS SURREY, BC NOV. 22, 1989



## STATS

## REGULAR SEASON

## PLAYOFFS

SEASON	TEAM	LEA	GP	G	A	PTS	PIM	GP	G	A	PTS	PIM
2005-06	Prince George	WHL	38	5	0	5	15	-	-	-	-	-
2006-07	Prince George	WHL	24	2	3	5	12	-	-	-	-	-
	Seattle	WHL	38	5	14	19	18	8	1	4	5	0
2007-08	Seattle	WHL	72	20	45	65	21	11	2	4	6	4

## ACQUIRED

Vancouver's 5th choice, 131st overall, in 2008 NHL Entry Draft.

# YANN

# SAUVE

DEFENCE SHOOTS LEFT 6'3" 214 LBS MONTREAL, QC FEB. 18, 1990



## STATS

## REGULAR SEASON

## PLAYOFFS

SEASON	TEAM	LEA	GP	G	A	PTS	PIM	GP	G	A	PTS	PIM
2006-07	Saint John	QMJHL	60	2	13	15	75	-	-	-	-	-
2007-08	Saint John	QMJHL	69	6	15	21	92	14	1	2	3	23

## ACQUIRED

Vancouver's 2nd choice, 41st overall, in 2008 NHL Entry Draft.

# PATRICK

# WHITE

CENTRE SHOOTS RIGHT 6'1" 190 LBS GRAND RAPIDS, MN JAN. 20, 1989



## STATS

## REGULAR SEASON

## PLAYOFFS

SEASON	TEAM	LEA	GP	G	A	PTS	PIM	GP	G	A	PTS	PIM
2006-07	Tri-City	USHL	12	8	1	9	4	-	-	-	-	-
2007-08	U. of Minnesota	NCAA	45	6	4	10	64	-	-	-	-	-

## ACQUIRED

Vancouver's 1st choice, 25th overall, in 2007 NHL Entry Draft.



# FAN ZONE

## INSIDER

# JOIN TODAY

**Purchase your Insider membership**  
at any Save-On-Foods, Overwaitea Foods  
or Cooper's Foods Stores & receive a  
**FREE** Canucks Official Team bag!

**Activate your membership**  
on [canucks.com](http://canucks.com) and receive:

- The chance to attend a private player meet & greet
- Invitations to private practices & events
- \$40 off an adult replica Canucks jersey
- The chance to win tickets and more!

PRESENTED BY:

**save on foods**

**Overwaitea Foods**

**Cooper's Foods**



**Go to [canucks.com/fanzone](http://canucks.com/fanzone) for more information**

IN PARTNERSHIP WITH:

**NATURE VALLEY**



**Campbell's**



**Mars**

**Coca-Cola**

LIVE IN HD

# VANCOUVER CANUCKS

**CANUCKS TV**  
PAY-PER-VIEW

presented by  
*Starlight*  
CASINO



## CANUCKS TV | PAY PER VIEW

01	AT WASHINGTON <b>CAPITALS</b>	MON.OCT.13	4:00 PM
02	AT CHICAGO <b>BLACKHAWKS</b>	SUN.OCT.19	4:00 PM
03	AT LOS ANGELES <b>KINGS</b>	THU.OCT.30	7:30 PM
04	AT DETROIT <b>RED WINGS</b>	THU.DEC.04	4:30 PM
05	VS OTTAWA <b>SENATORS</b>	SUN.DEC.28	7:00 PM
06	VS PHILADELPHIA <b>FLYERS</b>	TUE.DEC.30	7:00 PM



07	VS DALLAS <b>STARS</b>	SUN.JAN.04	7:00 PM
08	VS NEW JERSEY <b>DEVILS</b>	TUE.JAN.13	7:00 PM
09	VS MONTREAL <b>CANADIENS</b>	SUN.FEB.15	7:00 PM
10	VS TAMPA BAY <b>LIGHTNING</b>	FRI.FEB.27	7:00 PM
11	AT ANAHEIM <b>DUCKS</b>	WED.MAR.11	7:00 PM
12	AT COLORADO <b>AVANLACHE</b>	FRI.MAR.27	6:00 PM

12 STANDARD-DEF GAMES FOR JUST **\$139.95\***  
12 **HD** GAMES FOR JUST **\$169.95\***

CALL YOUR DIGITAL CABLE OR SATELLITE PROVIDER  
\*PRICE DOES NOT INCLUDE GST

ALL **CANUCKS**. ALL THE TIME.

[canucks.com/canuckstv](http://canucks.com/canuckstv)

WE ARE ALL **CANUCKS**



2007.08 | STATISTICAL REVIEW



WE ARE ALL **CANUCKS**

## DEFENCEMEN

PLAYER	POS	HT	WT	HOMETOWN	DATE	2007-08 CLUB	GP	G	A	PTS	PIM
44 Baumgartner, Nolan	D	6'2"	205	Calgary, AB	Mar. 23, 1976	Manitoba	18	0	6	6	10
						Iowa	56	5	13	18	47
60 Benn, Jordie	D	6'0"	180	Victoria, BC	July 26, 1987	Victoria Grizzlies	60	15	32	47	78
3 Bieksa, Kevin	D	6'1"	195	Grimsby, ON	June 3, 1981	Vancouver	34	2	10	12	90
						Manitoba	1	0	1	1	2
50 Coulombe, Patrick	D	5'9"	163	St-Fabien, QC	Apr. 23, 1985	Manitoba	2	0	0	0	0
						Victoria	58	8	22	30	40
4 Davison, Rob	D	6'3"	220	St. Catharines, ON	May 1, 1980	Islanders	19	1	1	2	32
						Sharks	15	0	0	0	21
23 Edler, Alexander	D	6'3"	194	Ostersund, SWE	Apr. 21, 1986	Vancouver	75	8	12	20	
						Manitoba	2	0	1	1	0
52 Ellington, Taylor	D	6'0"	200	Victoria, BC	Oct. 31, 1988	Everett	48	3	11	14	66
49 FitzGerald, Zack	D	6'1"	214	Two Harbors, MN	June 16, 1985	Vancouver	1	0	0	0	0
						Manitoba	48	5	3	8	158
43 Heshka, Shaun	D	6'1"	195	Melville, SK	July 30, 1985	Manitoba	77	9	21	30	59
5 Krajicek, Lukas	D	6'2"	192	Prostejov, CZE	Mar. 11, 1983	Vancouver	39	2	9	11	36
45 McIver, Nathan	D	6'2"	195	Summerside, PEI	Jan. 6, 1985	Vancouver	45	0	0	0	52
						Manitoba	43	3	3	6	108
8 Mitchell, Willie	D	6'3"	205	Port McNeill, BC	Apr. 23, 1977	Vancouver	72	2	10	12	81
61 Morton-Boutin, Shawn	D	5'10"	185	Val d'Or, QC	Feb. 8, 1990	Val d'Or	70	5	11	16	55
32 Nycholat, Lawrence	D	6'0"	200	Calgary, AB	May 7, 1979	Ottawa	3	0	0	0	0
						Binghamton	77	12	37	49	74
2 Ohlund, Mattias	D	6'2"	220	Pitea, SWE	Sept. 9, 1976	Vancouver	53	9	15	24	79
48 Rahimi, Daniel	D	6'3"	213	Umea, SWE	Apr. 28, 1987	Manitoba	41	3	2	5	37
						Victoria	19	0	5	5	14
67 Ramsey, Travis	D	6'4"	211	Lakewood, CA	May 16, 1983	Manitoba	7	0	1	1	4
						U. of Maine	34	4	8	12	26
6 Salo, Sami	D	6'3"	215	Turku, FIN	Sept. 2, 1974	Vancouver	63	8	17	25	38
47 Sauve, Yann	D	6'3"	209	Montreal, QC	Feb. 18, 1990	Saint John	69	6	15	21	92
55 Sharrow, James	D	6'2"	195	Framingham, MA	Jan. 31, 1985	Manitoba	44	5	17	22	26

## GOALTENDERS

PLAYER	HT	WT	HOMETOWN	DATE	2007-08 CLUB	GPI	W	L	T/OT	MIN	GA	SO	AVG
31 Clark, Morgan	5'11"	160	Toronto, ON	Feb. 17, 1990	Red Deer	47	10	30	3	2513	155	1	3.70
34 Ellis, Julien	6'0"	200	Sorel, QC	Jan. 27, 1986	Manitoba	1	0	0	0	40	1	0	1.50
					Victoria	42	24	11	5	2412	128	2	3.18
30 Goehring, Karl	5'8"	160	Apple Valley, MN	Aug. 23, 1978	Syracuse	26	15	8	2	1471	52	2	2.12
					Wilkes-Barre	2	0	1	0	85	3	0	2.11
					Norfolk	1	0	0	0	25	3	0	7.30
1 Luongo, Roberto	6'3"	205	Montreal, QC	Apr. 4, 1979	Vancouver	73	35	29	9	4233	168	6	2.38
41 Sanford, Curtis	5'10"	187	Owen Sound, ON	Oct. 5, 1979	Vancouver	16	4	3	1	679	32	0	2.83
35 Schneider, Cory	6'2"	195	Marblehead, MA	Mar. 18, 1986	Manitoba	36	21	12	2	2054	78	3	2.28

## FORWARDS

PLAYER	POS	HT	WT	HOMETOWN	DATE	2007-08 CLUB	GP	G	A	PTS	PIM
18 Bernier, Steve	RW	6'2"	225	Quebec City, QC	Mar. 31, 1985	Buffalo	17	3	6	9	2
						San Jose	59	13	10	23	62
62 Bliznak, Mario	C	6'0"	185	Trencin, SLOV	Mar. 6, 1987	Vancouver Giants	67	19	32	51	36
59 Bolduc, Alex	C	6'2"	205	Montreal, QC	June 25, 1985	Manitoba	70	18	19	37	93
46 Brown, Mike	RW	6'0"	210	Northbrook, IL	June 24, 1985	Vancouver	19	1	0	1	55
						Manitoba	54	10	3	13	201
14 Burrows, Alex	LW	6'1"	190	Pincourt, QC	Apr. 11, 1981	Vancouver	82	12	19	31	179
20 Cowan, Jeff	RW	6'2"	210	Scarborough, ON	Sept. 27, 1976	Vancouver	46	0	1	1	110
51 Cullen, Mark	C	5'11"	190	Virginia, MN	Oct. 28, 1978	Grand Rapids	59	16	31	47	61
38 Demitra, Pavol	RW	6'0"	200	Dubnika, SVK	Nov. 29, 1974	Minnesota	68	15	39	54	24
57 Eizenman, Oren	F	6'0"	180	Toronto, ON	Mar. 27, 1985	Milwaukee	1	0	0	0	0
						Fresno	53	27	39	66	28
						Worcester	7	0	1	1	4
54 Gendur, Dan	RW	5'11"	195	Vancouver, BC	May 21, 1987	Everett	60	29	55	84	68
40 Grabner, Michael	RW	6'0"	170	Villach, AUS	Oct. 5, 1987	Manitoba	74	22	22	44	8
36 Hansen, Jannik	RW	6'0"	176	Herley, DEN	Mar. 15, 1986	Manitoba	50	21	22	43	22
39 Hodgson, Cody	C	6'0"	185	Toronto, ON	Feb. 18, 1990	Brampton	68	40	45	85	85
24 Hordichuk, Darcy	LW	6'1"	215	Kamsack, SK	Aug. 10, 1980	Nashville	45	1	2	3	60
46 Howes, Scott	LW	5'11"	190	Toronto, ON	Sept. 3, 1987	Saint John	59	42	28	70	60
29 Jaffray, Jason	LW	6'1"	205	Rimbey, AB	Jun. 30, 1981	Vancouver	19	2	4	6	19
						Manitoba	43	21	27	48	51
10 Johnson, Ryan	C	6'1"	202	Thunder Bay, ON	Jun. 14, 1976	St. Louis	79	5	13	18	22
17 Kesler, Ryan	C	6'2"	205	Livonia, MI	Aug. 31, 1984	Vancouver	80	21	16	37	79
27 Krog, Jason	C	5'11"	191	Fernie, BC	Oct. 9, 1975	Chicago (AHL)	80	39	73	112	30
63 Labrie, Pierre-Cedric	LW	6'2"	212	Baie-Comeau, QC	Dec. 6, 1986	Manitoba	67	7	11	18	108
68 Matheson, Tyler	LW	6'1"	220	Victoria, BC	July 24, 1990	Victoria (BCHL)	59	8	12	20	113
58 May, Tom	F	6'3"	210	Eagan, MN	Apr. 24, 1985	Denver	41	9	6	15	47
64 Neuber, Kyle	RW	6'1"	225	Sarnia, ON	Mar. 22, 1989	Toronto St. Michaels	54	4	4	8	133
25 Pettinger, Matt	LW	6'1"	205	Edmonton, AB	Oct. 22, 1980	Vancouver	20	4	2	6	11
						Washington	56	2	5	7	25
9 Pyatt, Taylor	LW	6'4"	210	Thunder Bay, ON	Aug. 19, 1981	Vancouver	79	16	21	37	60
53 Rai, Prab	C	5'11"	191	Surrey, BC	Nov. 22, 1989	Seattle	72	20	45	65	21
21 Raymond, Mason	LW	6'0"	170	Cochrane, AB	Sept. 17, 1985	Vancouver	49	9	12	21	2
37 Rypien, Rick	C	5'11"	170	Coleman, AB	May 16, 1984	Vancouver	22	1	2	3	41
						Manitoba	34	3	11	14	81
22 Sedin, Daniel	LW	6'1"	200	Ornskoldsvik, SWE	Sept. 26, 1980	Vancouver	82	29	45	74	50
33 Sedin, Henrik	C	6'2"	192	Ornskoldsvik, SWE	Sept. 26, 1980	Vancouver	82	15	61	76	56
56 Simek, Juraj	RW	6'1"	189	Presov, SLO	Sept. 29, 1987	Manitoba	66	7	10	17	30
65 Skellet, Jordan	LW	5'10"	173	London, ON	Nov. 22, 1989	Erie	65	11	20	31	72
42 Wellwood, Kyle	C	5'10"	180	Windsor, ON	May 16, 1983	Toronto	59	8	13	21	0

POS	NO	PLAYER	GP	AVG TOI	G	A	PTS	+/-	PIM	PP	SH	GW	S	PCTG
C	33	Henrik Sedin	82	19:30	15	61	76	6	56	4	1	2	141	10.6
L	22	Daniel Sedin	82	19:03	29	45	74	6	50	12	0	7	247	11.7
L	19	Markus Naslund	82	17:23	25	30	55	-7	46	9	0	2	237	10.5
C	17	Ryan Kesler	80	19:03	21	16	37	1	79	4	2	2	177	11.9
L	9	Taylor Pyatt	79	15:47	16	21	37	9	60	7	0	2	167	9.6
L	14	Alex Burrows	82	15:05	12	19	31	11	179	1	3	3	126	9.5
C	7	Brendan Morrison	39	15:22	9	16	25	-3	18	3	0	3	54	16.7
D	6	Sami Salo	63	23:38	8	17	25	8	38	6	0	1	122	6.6
D	2	Mattias Ohlund	53	23:46	9	15	24	-1	79	4	0	2	128	7.0
L	21	*Mason Raymond	49	12:31	9	12	21	1	2	1	0	0	80	11.3
D	23	*Alexander Edler	75	21:20	8	12	20	6	42	4	0	0	124	6.5
R	26	Ryan Shannon	27	12:53	5	8	13	-1	24	4	0	0	34	14.7
C	16	Trevor Linden	59	11:18	7	5	12	E	15	0	2	1	45	15.6
D	8	Willie Mitchell	72	23:11	2	10	12	6	81	0	0	1	65	3.1
D	3	Kevin Bieksa	34	23:23	2	10	12	-11	90	1	0	1	64	3.1
L	27	Brad Isbister	55	10:49	6	5	11	-4	38	0	0	1	71	8.5
C	15	Byron Ritchie	71	12:19	3	8	11	-10	80	0	0	0	73	4.1
D	5	Lukas Krajicek	39	18:10	2	9	11	-3	36	1	0	0	28	7.1
D	4	Aaron Miller	57	17:20	1	8	9	-1	32	0	0	1	27	3.7
L	25	Matt Pettinger	20	13:10	4	2	6	E	11	0	0	2	29	13.8
L	29	Jason Jaffray	19	12:35	2	4	6	4	19	1	0	1	15	13.3
C	37	*Rick Rypien	22	8:06	1	2	3	-5	41	0	0	0	8	12.5
G	1	Roberto Luongo	73	57:58	0	3	3	E	4	0	0	0	0	0.0
D	28	*Luc Bourdon	27	12:52	2	0	2	7	20	1	0	0	26	7.7
R	13	*Mike Brown	19	6:18	1	0	1	-2	55	0	0	0	9	11.1
D	18	Mike Weaver	55	14:01	0	1	1	1	33	0	0	0	33	0.0
L	20	Jeff Cowan	46	8:44	0	1	1	-5	110	0	0	0	35	0.0
G	41	Curtis Sanford	16	42:26	0	1	1	E	2	0	0	0	0	0.0
D	45	*Nathan McLver	17	10:27	0	0	0	-8	52	0	0	0	9	0.0
R	36	*Jannik Hansen	5	11:33	0	0	0	E	2	0	0	0	3	0.0
G	31	*Drew MacIntyre	2	30:33	0	0	0	E	0	0	0	0	0	0.0
D	49	*Zack FitzGerald	1	13:20	0	0	0	E	0	0	0	0	1	0.0

## GOALTENDING

NO	GOALTENDER	GPI	MINS	AVG	W	L	OT	EN	SO	GA	SA	SV%	G	A	PIM
1	Roberto Luongo	73	4233	2.38	35	29	9	3	6	168	2029	.917	0	3	4
41	Curtis Sanford	16	679	2.83	4	3	1	0	0	32	313	.898	0	1	2
31	*Drew MacIntyre	2	61	2.95	0	1	0	0	0	3	22	.864	0	0	0

\*Indicates rookie year

Scoring summary includes Vancouver totals only



	HOME						ROAD						OVERALL					
PLAYER	GP	G	A	PTS	+/-	PIM	GP	G	A	PTS	+/-	PIM	GP	G	A	PTS	+/-	PIM
Bieksa, Kevin	18	1	7	8	-11	67	16	1	3	4	E	23	34	2	10	12	-11	90
Bourdon, Luc	13	1	0	1	1	16	14	1	0	1	6	4	27	2	0	2	7	20
Brown, Mike	8	0	0	0	E	33	11	1	0	1	-2	22	19	1	0	1	-2	55
Burrows, Alex	41	7	8	15	9	100	41	5	11	16	2	79	82	12	19	31	11	179
Cowan, Jeff	21	0	0	0	E	34	25	0	1	1	-5	76	46	0	1	1	-5	110
Edler, Alexander	37	4	7	11	4	22	38	4	5	9	2	20	75	8	12	20	6	42
FitzGerald, Zack	-	-	-	-	-	-	1	0	0	0	E	0	1	0	0	0	E	0
Hansen, Jannik	3	0	0	0	E	0	2	0	0	0	E	2	5	0	0	0	E	2
Isbister, Brad	28	5	3	8	-2	25	27	1	2	3	-2	13	55	6	5	11	-4	38
Jaffray, Jason	8	1	2	3	3	4	11	1	2	3	1	15	19	2	4	6	4	19
Kesler, Ryan	40	11	10	21	-2	34	40	10	6	16	3	45	80	21	16	37	1	79
Krajicek, Lukas	18	2	3	5	2	16	21	0	6	6	-5	20	39	2	9	11	-3	36
Linden, Trevor	34	5	3	8	2	13	25	2	2	4	-2	2	59	7	5	12	E	15
Luongo, Roberto	39	0	1	1	E	2	34	0	2	2	E	2	73	0	3	3	E	4
MacIntyre, Drew	1	0	0	0	E	0	1	0	0	0	E	0	2	0	0	0	E	0
McIver, Nathan	8	0	0	0	-5	28	9	0	0	0	-3	24	17	0	0	0	-8	52
Miller, Aaron	28	1	3	4	6	16	29	0	5	5	-7	16	57	1	8	9	-1	32
Mitchell, Willie	35	2	4	6	2	53	37	0	6	6	4	28	72	2	10	12	6	81
Morrison, Brendan	17	3	3	6	-2	4	22	6	13	19	-1	14	39	9	16	25	-3	18
Naslund, Markus	41	11	15	26	-8	16	41	14	15	29	1	30	82	25	30	55	-7	46
Ohlund, Mattias	28	6	10	16	E	41	25	3	5	8	-1	38	53	9	15	24	-1	79
Pettinger, Matt	10	2	0	2	-2	0	10	2	2	4	2	11	20	4	2	6	9	2
Pyatt, Taylor	39	8	10	18	5	27	40	8	11	19	4	33	79	16	21	37	9	60
Raymond, Mason	26	5	5	10	2	0	23	4	7	11	-1	2	49	9	12	21	1	2
Ritchie, Byron	35	1	5	6	-2	47	36	2	3	5	-8	33	71	3	8	11	-10	80
Rypien, Rick	11	0	1	1	-3	27	11	1	1	2	-2	14	22	1	2	3	-5	41
Salo, Sami	32	7	10	17	5	22	31	1	7	8	3	16	63	8	17	25	8	38
Sanford, Curtis	5	0	0	0	E	2	11	0	1	1	E	0	16	0	1	1	E	2
Sedin, Daniel	41	11	30	41	2	32	41	18	15	33	4	18	82	29	45	74	6	50
Sedin, Henrik	41	10	36	46	5	22	41	5	25	30	1	34	82	15	61	76	6	56
Shannon, Ryan	16	3	4	7	-3	20	11	2	4	6	2	4	27	5	8	13	-1	24
Weaver, Mike	29	0	1	1	-1	25	26	0	0	0	2	8	55	0	1	1	1	33

## 2007.08 SPECIAL TEAMS SCORING

POWER PLAY	G	A	PTS	SHORTHANDED	G	A	PTS
D. Sedin	12	20	32	A. Burrows	3	1	4
H. Sedin	4	25	29	R. Kesler	2	0	2
M. Naslund	9	13	22	T. Linden	2	0	2
S. Salo	6	11	17	H. Sedin	1	0	1
B. Morrison	3	11	14	R. Rypien	0	1	1
M. Ohlund	4	7	11	S. Salo	0	1	1
A. Edler	4	6	10				
T. Pyatt	7	2	9				
R. Kesler	4	4	8				
R. Shannon	4	2	6				
K. Bieksa	1	5	6				
M. Raymond	1	5	6				
L. Krajicek	1	4	5				
M. Pettinger	1	2	3				
B. Ritchie	0	3	3				
L. Bourdon	1	0	1				
A. Burrows	1	0	1				
J. Jaffray	1	0	1				
B. Isbister	0	1	1				
W. Mitchell	0	1	1				

## 2007-08 VANCOUVER CANUCKS FINAL TEAM NOTES

Overall record	39-33-10
Home record	21-15-5
Road record	18-18-5
Last 5 games	1-4-0
Last 10 games	3-7-0
Overtime Record (this season)	10-10
Overtime Record (all-time)	85-62-22
Shootout Record (all-time)	16-16
1-goal game record	19-23
2-goal game record	7-11
3-goal game record	13-9
Scoring first	30-8-4
Opponent scoring first	9-25-6
Leading after 1 period	18-6-2
Trailing after 1 period	3-18-4
Tied after 1 period	18-9-4
Leading after 2 periods	27-1-1
Trailing after 2 periods	2-29-2
Tied after 2 periods	10-3-7
Outshooting opponent	18-11-5
Outshot by opponent	18-20-5
Even shots	3-2-0

vs Eastern Conference	5-3-2
vs Northeast	No games played
vs Atlantic	3-1-1
vs Southeast	2-2-1

vs Western Conference	34-30-8
vs Central	12-6-2
vs Pacific	8-11-1
vs Northwest	14-13-5

October	5-7-0
November	9-2-2
December	8-5-2
January	4-7-1
February	6-1-5
March	7-8-0
April	0-3-0

Goals By Period	1	2	3	OT	T	Avg
CANUCKS	66	67	70	4	207	2.5
Opponents	69	71	65	1	206	2.5

Shots By Period	1	2	3	OT	T	Avg
CANUCKS	757	746	700	49	2252	27.5
Opponents	765	820	744	38	2367	28.9

Power Play	G	Att	Pct
Overall	63	369	17.1 (18th NHL)
Home	33	212	15.6 (23rd NHL)
Road	30	157	19.1 (7th NHL)

Penalty Killing	G	Tsh	Pct
Overall	64	368	82.6 (14th NHL)
Home	22	172	87.2 (3rd NHL)
Road	42	196	78.6 (26th NHL)

Penalties	GP	MIN	Avg
CANUCKS	82	1474	18 (29th NHL)

### SITUATIONAL GOALS FOR & AGAINST

	For	Against
5 on 5	128	128
5 on 4	54	6
5 on 3	7	1
4 on 4	6	5
4 on 3	2	0
3 on 3	0	0
3 on 4	0	1
3 on 5	0	7
4 on 5	5	55
Empty net	5	3
Penalty shot	0	0

### INDIVIDUAL LEADERS

Points	H. Sedin (76)	D. Sedin (74)	M. Naslund (55)
Goals	D. Sedin (29)	M. Naslund (25)	R. Kesler (21)
Assists	H. Sedin (61)	D. Sedin (45)	M. Naslund (30)
PPG	D. Sedin (12)	M. Naslund (9)	T. Pyatt (7)
SHG	A. Burrows (3)	T. Linden (2)	R. Kesler (2)
GWG	D. Sedin (7)	B. Morrison (3)	M. Pettinger (3)
3+ goals	M. Naslund (1)		
PIM	A. Burrows (179)	J. Cowan (110)	K. Bieksa (90)
Shots	D. Sedin (247)	M. Naslund (237)	R. Kesler (177)
Plus/Minus	A. Burrows (+11)	T. Pyatt (+9)	S. Salo (-8)

### GOALTENDERS

	GPI	MIN	GA	AVG	W	L	OT
R. Luongo	73	4233	168	2.38	35	29	9
C. Sanford	16	679	32	2.83	4	3	1
D. MacIntyre	2	61	3	2.95	0	1	0



#	DATE	OPP	RES	SCORE	W	L	O	SF	SA	SCORER	WIN	LOSS/OT	ATTENDANCE
1	Oct. 5	H SJ	L	1-3	0	1	0	23	31	Roenick	Nabokov	Luongo	18,630
2	Oct. 6	A CGY	W (OT)	4-3	1	1	0	31	29	D. Sedin	Luongo	Kiprusoff (OT)	19,289
3	Oct. 10	H PHI	L	2-8	1	2	0	27	30	Gagne	Biron	Luongo	18,630
4	Oct. 12	A EDM	W	5-2	2	2	0	19	30	Burrows	Luongo	Garon	16,839
5	Oct. 13	H EDM	W	4-1	3	2	0	22	28	D. Sedin	Luongo	Roloson	18,630
6	Oct. 15	H SJ	L	2-4	3	3	0	26	34	Pavelski	Nabokov	Luongo	18,630
7	Oct. 19	H LA	L	2-4	3	4	0	28	17	Frolov	LaBarbera	Luongo	18,630
8	Oct. 21	A CBJ	W	4-1	4	4	0	19	36	Bieksa	Sanford	Leclaire	12,667
9	Oct. 22	A CAR	L	1-3	4	5	0	20	31	Larose	Ward	Luongo	15,532
10	Oct. 24	A DET	L	2-3	4	6	0	15	39	Holmstrom	Hasek	Luongo	17,015
11	Oct. 26	A WSH	W	3-2	5	6	0	26	28	Pyatt	Luongo	Kolzig	12,705
12	Oct. 28	H DET	L	2-3	5	7	0	29	32	Hudler	Osgood	Luongo	18,630
13	Nov. 1	H NSH	L	0-3	5	8	0	29	15	Legwand	Ellis	Luongo	18,630
14	Nov. 3	A COL	W	4-3	6	8	0	22	32	D. Sedin	Luongo	Budaj	18,007
15	Nov. 8	A CGY	W	3-2	7	8	0	24	38	Burrows	Luongo	Kiprusoff	19,289
16	Nov. 9	H COL	W (OT)	2-1	8	8	0	28	25	H. Sedin	Luongo	Theodore (OT)	18,630
17	Nov. 14	H EDM	O (SO)	0-1	8	8	1	29	19	Hemsky	Garon	Luongo (OT)	18,630
18	Nov. 16	H MIN	W	6-2	9	8	1	31	22	Ohlund	Luongo	Harding	18,630
19	Nov. 18	H CGY	W	4-1	10	8	1	21	30	Mitchell	Luongo	Kiprusoff	18,630
20	Nov. 20	A EDM	O (SO)	4-5	10	8	2	24	29	Horcoff	Garon	Luongo (OT)	16,839
21	Nov. 21	A MIN	W	4-2	11	8	2	26	20	Naslund	Sanford	Harding	18,568
22	Nov. 23	A STL	L	1-3	11	9	2	26	29	Johnson	Toivonen	Luongo	18,721
23	Nov. 25	H CHI	W	2-0	12	9	2	29	27	Morrison	Luongo	Lalime	18,630
24	Nov. 27	H ANA	W	4-0	13	9	2	33	26	Naslund	Luongo	Giguere	18,630
25	Nov. 29	H CBJ	W	2-0	14	9	2	21	26	Ohlund	Luongo	Norrana	18,630
26	Dec. 2	A MIN	L	1-2	14	10	2	20	30	Voros	Backstrom	Luongo	18,568
27	Dec. 5	A CHI	W	3-2	15	10	2	21	27	Morrison	Luongo	Khabibulin	12,444
28	Dec. 6	A NSH	W	5-2	16	10	2	25	28	D. Sedin	Sanford	Ellis	15,918
29	Dec. 8	H PIT	O (SO)	1-2	16	10	3	36	33	Letang	Sabourin	Luongo (OT)	18,630
30	Dec. 10	A LA	L	2-4	16	11	3	29	31	D. Armstrong	Aubin	Sanford	15,087
31	Dec. 12	A ANA	W	3-2	17	11	3	20	35	Jaffray	Sanford	Giguere	17,174
32	Dec. 13	A SJ	L	2-5	17	12	3	17	23	Pavelski	Nabokov	Sanford	17,175
33	Dec. 15	A EDM	O (SO)	1-2	17	12	4	30	26	Pisani	Garon	Sanford (OT)	16,839
34	Dec. 18	H NJ	W	5-0	18	12	4	24	32	Miller	Luongo	Brodeur	18,630
35	Dec. 20	H DAL	W	3-2	19	12	4	30	35	D. Sedin	Luongo	Turco	18,630
36	Dec. 22	A PHX	W (SO)	1-1	20	12	4	35	28	Pyatt	Luongo	Bryzgalov (OT)	17,471
37	Dec. 23	A COL	L	1-3	20	13	4	22	32	McCormick	Budaj	Luongo	17,186
38	Dec. 27	H CGY	W	5-3	21	13	4	20	32	H. Sedin	Luongo	Kiprusoff	18,630
39	Dec. 30	H ANA	W	2-1	22	13	4	22	22	Cooke	Luongo	Hiller	18,630
40	Dec. 31	A CGY	L	1-2	22	14	4	25	20	Huselius	Kiprusoff	Luongo	19,289
41	Jan. 3	H NYR	W	3-0	23	14	4	19	28	Kesler	Luongo	Valiquette	18,630

#	DATE	OPP	RES	SCORE	W	L	O	SF	SA	SCORER	WIN	LOSS/OT	ATTENDANCE
42	Jan. 8	H	NVI W (SO)	3-2	24	14	4	45	28	Edler	Luongo	DiPietro (OT)	18,630
43	Jan. 10	A	SJ L	1-3	24	15	4	21	31	Roenick	Nabokov	Luongo	17,496
44	Jan. 11	H	PHX L	3-4	24	16	4	20	38	Kapanen	Bryzgalov	Sanford	18,630
45	Jan. 13	A	STL W (SO)	4-3	25	16	4	25	22	Edler	Luongo	Legace (OT)	16,828
46	Jan. 15	A	CBJ L	2-3	25	17	4	27	21	Chimera	Leclaire	Luongo	13,555
47	Jan. 17	A	DET O (SO)	2-3	25	17	5	28	49	Zetterberg	Hasek	Luongo (OT)	18,878
48	Jan. 19	H	LA L	3-4	25	18	5	46	24	Frolov	LaBarbera	Luongo	18,630
49	Jan. 21	H	MIN L	2-4	25	19	5	40	26	M. Koivu	Backstrom	Luongo	18,630
50	Jan. 23	H	STL W (SO)	3-2	26	19	5	30	28	D. Sedin	Luongo	Legace (OT)	18,630
51	Jan. 29	H	DAL L	3-4	26	20	5	32	23	Ott	Turco	MacIntyre	18,630
52	Jan. 31	A	TB L	3-4	26	21	5	26	27	Richards	Ramo	Luongo	17,019
53	Feb. 1	A	FLA O (SO)	3-4	26	21	6	32	43	Horton	Vokoun	Luongo (OT)	17,523
54	Feb. 5	A	DAL O (SO)	2-3	26	21	7	24	34	Morrow	Turco	Luongo (OT)	17,642
55	Feb. 7	A	ATL W	2-1	27	21	7	28	28	Burrows	Luongo	Lehtonen	16,813
56	Feb. 9	H	COL L	2-6	27	22	7	25	24	Svatos	Theodore	Luongo	18,630
57	Feb. 10	H	CHI W (SO)	3-2	28	22	7	34	18	Shannon	Luongo	Khabibulin (OT)	18,630
58	Feb. 14	H	MIN O (SO)	4-5	28	22	8	28	26	M. Koivu	Backstrom	Luongo (OT)	18,630
59	Feb. 16	H	EDM W	4-2	29	22	8	26	26	D. Sedin	Luongo	Garon	18,630
60	Feb. 19	A	MIN W (OT)	3-2	30	22	8	37	22	D. Sedin	Luongo	Backstrom (OT)	18,568
61	Feb. 21	A	NSH W (SO)	3-2	31	22	8	30	51	Raymond	Luongo	Mason (OT)	17,113
62	Feb. 23	H	DET W	4-1	32	22	8	35	29	Salo	Luongo	Howard	18,630
63	Feb. 27	H	COL O (SO)	2-3	32	22	9	31	26	Sakic	Theodore	Luongo (OT)	18,630
64	Feb. 29	H	CBJ O (OT)	2-3	32	22	10	23	33	Chimera	Leclaire	Luongo (OT)	18,630
65	Mar. 2	A	CHI L	1-4	32	23	10	10	28	Kane	Lalime	Luongo	19,670
66	Mar. 4	A	COL L	1-2	32	24	10	27	31	Liles	Theodore	Luongo	17,621
67	Mar. 6	H	NSH W	6-2	33	24	10	44	23	Pettinger	Luongo	Ellis	18,630
68	Mar. 8	H	STL W	4-2	34	24	10	29	25	Isbister	Luongo	Legace	18,630
69	Mar. 10	A	LA W (OT)	2-1	35	24	10	40	18	Kesler	Luongo	Cloutier (OT)	14,653
70	Mar. 12	A	ANA L	1-4	35	25	10	31	31	Moen	Hiller	Luongo	17,174
71	Mar. 13	A	PHX L	0-2	35	26	10	24	45	Kapanen	Bryzgalov	Luongo	15,562
72	Mar. 15	A	DAL W	4-3	36	26	10	30	38	Morrison	Luongo	Turco	18,584
73	Mar. 17	H	PHX W	3-1	37	26	10	28	26	Pyatt	Luongo	Bryzgalov	18,630
74	Mar. 20	A	EDM W	4-1	38	26	10	21	34	Pettinger	Luongo	Roloson	16,839
75	Mar. 21	H	MIN L	1-2	38	27	10	31	21	Radivojevic	Backstrom	Luongo	18,630
76	Mar. 25	A	CGY L	2-3	38	28	10	34	40	Phaneuf	Kiprusoff	Luongo	19,289
77	Mar. 26	A	COL L	3-6	38	29	10	31	37	Hejduk	Theodore	Luongo	17,728
78	Mar. 28	A	MIN L	0-4	38	30	10	28	30	Bouchard	Backstrom	Luongo	18,568
79	Mar. 30	H	CGY W	6-2	39	30	10	33	29	Linden	Luongo	Kiprusoff	18,630
80	Apr. 1	H	COL L	2-4	39	31	10	29	20	Wolski	Theodore	Luongo	18,630
81	Apr. 3	H	EDM L	1-2	39	32	10	38	21	Stoll	Roloson	Luongo	18,630
82	Apr. 5	H	CGY L	1-7	39	33	10	28	28	Huselius	Joseph	Luongo	18,630

**OVERALL: 39-33-10**

HOME: 21-15-5

ROAD: 18-18-5

**HOME ATTENDANCE**

TOTAL: 763,830

AVERAGE: 18,630 (41 SELLOUTS)

## BERNIER

Oct. 8	@ COL	0-0	0/0	17.02
Oct. 4	@ EDM	0-0	0/1	5.26
Oct. 5	@ VAN	0-0	0/0	9.58
Oct. 7	@ COL	0-1	1/1	12.05
Oct. 10	@ CHI	0-0	2/0	14.11
Oct. 13	Vs BOS	0-0	4/0	15.51
Oct. 15	@ VAN	1-0	4/0	17.01
Oct. 18	Vs DET	0-0	3/0	15.52
Oct. 20	Vs NSH	0-0	1/0	9.49
Oct. 22	@ CGY	1-0	2/0	14.07
Oct. 26	@ DET	0-0	0/-1	9.36
Oct. 27	@ CBJ	0-0	0/1	16.51
Oct. 29	@ DAL	1-0	4/-1	13.37
Nov. 2	Vs LA	0-1	4/-1	15.21
Nov. 3	@ LA	0-0	1/1	14.26
Nov. 7	Vs DAL	0-0	2/-1	14.22
Nov. 9	@ ANA	0-0	1/0	11.14
Nov. 10	Vs PHX	0-0	0/0	8.29
Nov. 12	Vs PHX	0-0	3/1	10.20
Nov. 14	@ DAL	0-0	1/1	12.50
Nov. 15	@ PHX	1-1	2/2	13.59
Nov. 17	Vs ANA	0-0	0/1	12.44
Nov. 24	Vs LA	0-0	3/0	12.35
Nov. 28	Vs LA	DND		
Nov. 30	Vs COL	0-0	1/0	8.07
Dec. 3	@ COL	1-0	2/0	11.10
Dec. 5	@ DAL	0-0	0/1	12.35
Dec. 7	@ PHX	0-0	1/0	11.18
Dec. 8	Vs BUF	0-0	0/-2	14.21
Dec. 11	Vs MIN	2-0	3/1	17.59
Dec. 13	Vs VAN	1-0	1/1	17.35
Dec. 15	Vs DAL	0-0	0/-1	13.55
Dec. 16	@ ANA	0-0	2/-1	13.17
Dec. 18	Vs ANA	0-0	1/-1	14.48
Dec. 20	Vs PHX	0-0	2/0	10.55
Dec. 22	Vs ANA	0-0	3/-2	11.59
Dec. 26	@ LA	0-0	0/1	11.22
Dec. 28	@ STL	0-1	1/1	14.27
Dec. 29	@ NSH	1-2	2/1	13.14
Dec. 31	@ MIN	1-0	1/2	16.17
Jan. 3	Vs CGY	0-0	0/0	18.30
Jan. 5	Vs CBJ	1-0	2/1	15.45
Jan. 10	Vs VAN	0-1	2/0	17.45
Jan. 12	Vs TOR	0-1	2/-1	17.46
Jan. 13	@ ANA	DND		
Jan. 15	@ PHX	0-0	1/0	12.05
Jan. 17	Vs DAL	0-0	1/1	18.07
Jan. 19	Vs DET	1-0	1/-2	13.53
Jan. 22	Vs CHI	0-0	1/-1	9.07
Jan. 24	Vs STL	1-0	3/1	10.14
Jan. 29	@ EDM	0-0	1/0	10.55
Jan. 30	@ CGY	0-1	3/2	13.55
Feb. 2	Vs CHI	0-0	1/0	10.42
Feb. 6	Vs COL	0-0	3/0	14.00
Feb. 8	Vs CBJ	DND		
Feb. 9	Vs NSH	0-0	4/0	15.30
Feb. 12	Vs CGY	0-0	1/-1	8.42
Feb. 14	Vs EDM	0-0	0/-2	7.50
Feb. 17	@ NYR	0-0	6/-1	13.00
Feb. 18	@ NYI	0-0	0/-1	8.41
Feb. 20	@ NJ	0-0	1/-1	14.14
Feb. 21	@ PHI	0-1	1/1	15.26
Feb. 24	@ PIT	0-0	4/0	14.17
Traded to Buffalo				
Feb. 27	Vs NSH	2-1	4/3	15.44
Feb. 29	Vs MTL	0-0	4/-1	18.48
Mar. 2	Vs DET	0-0	0/-1	17.13
Mar. 4	@ PHI	0-2	2/1	12.36
Mar. 5	Vs WSH	0-0	1/-2	13.45
Mar. 8	@ CAR	DND		
Mar. 10	Vs NYR	DND		
Mar. 12	@ PIT	0-1	4/1	11.17
Mar. 14	Vs CAR	0-2	1/1	16.04
Mar. 15	@ TOR	0-0	1/0	13.17
Mar. 19	Vs TB	0-0	2/0	14.05
Mar. 21	Vs TOR	0-0	1/0	8.22
Mar. 25	Vs OTT	0-0	5/0	15.10
Mar. 27	@ OTT	0-0	0/-1	11.13
Mar. 28	Vs MTL	0-0	3/0	15.21
Mar. 30	Vs BOS	0-0	0/1	13.49
Apr. 1	@ TOR	1-0	6/1	16.03
Apr. 3	@ MTL	0-0	0/0	11.23
Apr. 5	@ BOS	0-0	1/0	15.25

## BIEKSA

Oct. 5	Vs SJ	0-0	2/-2	20.56
Oct. 6	@ CGY	0-0	4/-2	26.17
Oct. 10	Vs PHI	0-0	1/-2	18.51
Oct. 12	@ EDM	0-2	0/2	21.56
Oct. 13	Vs EDM	0-1	1/1	23.56
Oct. 15	Vs SJ	0-0	0/-1	24.48
Oct. 19	Vs LA	0-0	0/-1	17.44
Oct. 21	@ CBJ	1-0 (W)	4/2	26.08
Oct. 22	@ CAR	0-0	0/-1	23.19
Oct. 24	@ DET	DND		
Oct. 26	@ WSH	0-0	4/1	26.11
Oct. 28	Vs DET	0-0	2/-2	24.55
Nov. 1	Vs NSH	0-0	1/0	16.11
Nov. 3	@ COL	INJ		
Nov. 8	@ CGY	INJ		
Nov. 9	Vs COL	INJ		
Nov. 14	Vs EDM	INJ		
Nov. 16	Vs MIN	INJ		
Nov. 18	Vs CGY	INJ		
Nov. 20	@ EDM	INJ		
Nov. 21	@ MIN	INJ		
Nov. 23	@ STL	INJ		
Nov. 25	Vs CHI	INJ		
Nov. 27	Vs ANA	INJ		
Nov. 29	Vs CBJ	INJ		
Dec. 2	@ MIN	INJ		
Dec. 5	@ CHI	INJ		
Dec. 6	@ NSH	INJ		
Dec. 8	Vs PIT	INJ		
Dec. 10	@ LA	INJ		
Dec. 12	@ ANA	INJ		
Dec. 13	@ SJ	INJ		
Dec. 15	@ EDM	INJ		
Dec. 18	Vs NJ	INJ		
Dec. 20	Vs DAL	INJ		
Dec. 22	@ PHX	INJ		
Dec. 23	@ COL	INJ		
Dec. 27	Vs CGY	INJ		
Dec. 30	Vs ANA	INJ		
Dec. 31	@ CGY	INJ		
Jan. 3	Vs NYR	INJ		
Jan. 8	Vs NYI	INJ		
Jan. 10	@ SJ	INJ		
Jan. 11	Vs PHX	INJ		
Jan. 13	@ STL	INJ		
Jan. 15	@ CBJ	INJ		
Jan. 17	@ DET	INJ		
Jan. 19	Vs LA	INJ		
Jan. 21	Vs MIN	INJ		
Jan. 23	Vs STL	INJ		
Jan. 29	Vs DAL	INJ		
Jan. 31	@ TB	INJ		
Feb. 1	@ FLA	INJ		
Feb. 5	@ DAL	INJ		
Feb. 7	@ ATL	INJ		
Feb. 9	Vs COL	INJ		
Feb. 10	Vs CHI	INJ		
Feb. 14	Vs MIN	INJ		
Feb. 16	Vs EDM	INJ		
Feb. 19	@ MIN	INJ		
Feb. 21	@ NSH	0-0	3/0	15.48
Feb. 23	Vs DET	0-0	3/0	22.14
Feb. 27	Vs COL	0-0	1/1	23.39
Feb. 29	Vs CBJ	0-0	0/-3	20.33
Mar. 2	@ CHI	0-0	0/0	21.11
Mar. 4	@ COL	0-0	2/-1	24.05
Mar. 6	Vs NSH	1-0	3/-1	23.08
Mar. 8	Vs STL	0-0	3/1	22.42
Mar. 10	@ LA	0-0	5/1	28.40
Mar. 12	@ ANA	0-0	4/-1	21.09
Mar. 13	@ PHX	0-0	1/0	27.12
Mar. 15	@ DAL	0-0	2/1	25.41
Mar. 17	Vs PHX	0-2	0/-1	21.56
Mar. 20	@ EDM	0-0	0/1	24.34
Mar. 21	Vs MIN	0-0	1/0	26.20
Mar. 25	@ CGY	0-0	3/-1	22.17
Mar. 26	@ COL	0-1	1/-1	26.39
Mar. 28	@ MIN	0-0	2/-1	26.04
Mar. 30	Vs CGY	0-3	1/2	25.01
Apr. 1	Vs COL	0-0	0/0	26.04
Apr. 3	Vs EDM	0-1	6/0	29.18
Apr. 5	Vs CGY	0-0	2/-3	19.52

## BURROWS

Oct. 5	Vs SJ	0-0	1/0	12.34
Oct. 6	@ CGY	0-0	1/-1	15.20
Oct. 10	Vs PHI	0-0	0/0	12.41
Oct. 12	@ EDM	1-1 (W)	3/2	15.47
Oct. 13	Vs EDM	0-0	2/0	14.23
Oct. 15	Vs SJ	0-0	1/0	12.35
Oct. 19	Vs LA	0-1	2/2	14.40
Oct. 21	@ CBJ	0-1	0/1	13.45
Oct. 22	@ CAR	0-0	1/0	16.12
Oct. 24	@ DET	0-1	1/0	14.04
Oct. 26	@ WSH	0-0	0/0	12.15
Oct. 28	Vs DET	0-0	0/-1	9.50
Nov. 1	Vs NSH	0-0	0/0	9.52
Nov. 3	@ COL	0-0	1/0	8.45
Nov. 8	@ CGY	1-0 (W)	2/2	12.52
Nov. 9	Vs COL	0-0	1/0	11.31
Nov. 14	Vs EDM	0-0	1/0	11.25
Nov. 16	Vs MIN	0-1	1/0	12.02
Nov. 18	Vs CGY	0-0	1/0	14.27
Nov. 20	@ EDM	1-0	2/0	15.34
Nov. 21	@ MIN	0-0	0/-1	15.18
Nov. 23	@ STL	0-0	2/0	14.08
Nov. 25	Vs CHI	0-0	2/0	12.00
Nov. 27	Vs ANA	0-0	2/0	12.02
Nov. 29	Vs CBJ	0-0	0/0	14.13
Dec. 2	@ MIN	0-0	0/0	12.57
Dec. 5	@ CHI	0-0	2/0	14.18
Dec. 6	@ NSH	1-0	3/1	18.56
Dec. 8	Vs PIT	0-1	4/1	15.05
Dec. 10	@ LA	0-0	1/0	13.29
Dec. 12	@ ANA	0-0	0/0	15.28
Dec. 13	@ SJ	0-1	5/0	15.04
Dec. 15	@ EDM	0-0	3/-1	16.33
Dec. 18	Vs NJ	0-0	0/1	13.49
Dec. 20	Vs DAL	0-0	0/0	18.07
Dec. 22	@ PHX	0-0	2/-1	14.45
Dec. 23	@ COL	0-0	0/0	17.13
Dec. 27	Vs CGY	0-0	0/0	16.19
Dec. 30	Vs ANA	0-0	1/0	17.24
Dec. 31	@ CGY	0-0	0/-1	16.34
Jan. 3	Vs NYR	0-1	1/1	18.51
Jan. 8	Vs NYI	0-0	0/-1	16.30
Jan. 10	@ SJ	0-1	1/1	15.21
Jan. 11	Vs PHX	0-1	2/0	16.45
Jan. 13	@ STL	0-0	1/-2	18.03
Jan. 15	@ CBJ	0-0	1/0	15.03
Jan. 17	@ DET	0-0	4/-1	16.37
Jan. 19	Vs LA	0-0	6/-1	14.54
Jan. 21	Vs MIN	1-0	5/0	17.33
Jan. 23	Vs STL	0-0	3/0	17.03
Jan. 29	Vs DAL	0-0	3/0	13.55
Jan. 31	@ TB	0-2	2/1	13.40
Feb. 1	@ FLA	0-0	0/0	16.40
Feb. 5	@ DAL	0-0	3/-1	16.47
Feb. 7	@ ATL	1-0 (W)	2/1	18.30
Feb. 9	Vs COL	0-0	1/-1	16.23
Feb. 10	Vs CHI	1-0	2/2	17.29
Feb. 14	Vs MIN	0-1	0/1	12.01
Feb. 16	Vs EDM	1-0	1/0	15.21
Feb. 19	@ MIN	0-0	0/0	17.26
Feb. 21	@ NSH	0-0	2/0	17.33
Feb. 23	Vs DET	0-0	0/2	16.08
Feb. 27	Vs COL	1-0	3/0	16.30
Feb. 29	Vs CBJ	0-0	0/0	15.38
Mar. 2	@ CHI	0-1	1/0	15.07
Mar. 4	@ COL	0-0	1/0	16.08
Mar. 6	Vs NSH	1-1	3/2	14.35
Mar. 8	Vs STL	1-1	3/2	18.20
Mar. 10	@ LA	0-2	0/1	15.16
Mar. 12	@ ANA	0-0	4/0	15.54
Mar. 13	@ PHX	0-0	1/0	15.04
Mar. 15	@ DAL	0-0	3/0	17.55
Mar. 17	Vs PHX	0-0	2/0	17.19
Mar. 20	@ EDM	0-0	4/0	17.48
Mar. 21	Vs MIN	0-0	3/0	14.51
Mar. 25	@ CGY	0-0	2/1	17.09
Mar. 26	@ COL	0-1	3/1	14.43
Mar. 28	@ MIN	0-0	0/-1	9.56
Mar. 30	Vs CGY	0-0	2/1	15.40
Apr. 1	Vs COL	0-0	0/-1	17.27
Apr. 3	Vs EDM	1-0	2/0	15.05
Apr. 5	Vs CGY	0-0	1/-1	14.47

## COWAN

Oct. 5	Vs SJ	DND		
Oct. 6	@ CGY	0-0	1/0	9:50
Oct. 10	Vs PHI	0-0	0/0	12:36
Oct. 12	@ EDM	0-1	1/1	13:39
Oct. 13	Vs EDM	0-0	0/0	0:34
Oct. 15	Vs SJ	DND		
Oct. 19	Vs LA	DND		
Oct. 21	@ CBJ	DND		
Oct. 22	@ CAR	DND		
Oct. 24	@ DET	INI		
Oct. 26	@ WSH	INI		
Oct. 28	Vs DET	INI		
Nov. 1	Vs NSH	INI		
Nov. 3	@ COL	INI		
Nov. 8	@ CGY	INI		
Nov. 9	Vs COL	INI		
Nov. 14	Vs EDM	INI		
Nov. 16	Vs MIN	INI		
Nov. 18	Vs CGY	0-0	2/0	11:26
Nov. 20	@ EDM	0-0	1/-1	8:06
Nov. 21	@ MIN	0-0	0/0	8:20
Nov. 23	@ STL	0-0	1/0	6:07
Nov. 25	Vs CHI	0-0	0/0	9:20
Nov. 27	Vs ANA	0-0	0/0	12:15
Nov. 29	Vs CBJ	0-0	1/0	7:57
Dec. 2	@ MIN	0-0	0/-1	6:21
Dec. 5	@ CHI	0-0	1/0	13:04
Dec. 6	@ NSH	0-0	0/-1	8:59
Dec. 8	Vs PIT	0-0	3/0	7:13
Dec. 10	@ LA	INI		
Dec. 12	@ ANA	INI		
Dec. 13	@ SJ	INI		
Dec. 15	@ EDM	INI		
Dec. 18	Vs NJ	INI		
Dec. 20	Vs DAL	INI		
Dec. 22	@ PHX	INI		
Dec. 23	@ COL	INI		
Dec. 27	Vs CGY	INI		
Dec. 30	Vs ANA	INI		
Dec. 31	@ CGY	INI		
Jan. 3	Vs NYR	INI		
Jan. 8	Vs NYI	INI		
Jan. 10	@ SJ	0-0	0/0	9:16
Jan. 11	Vs PHX	0-0	1/0	10:38
Jan. 13	@ STL	0-0	1/0	17:21
Jan. 15	@ CBJ	0-0	0/0	7:01
Jan. 17	@ DET	0-0	0/0	8:26
Jan. 19	Vs LA	0-0	1/0	7:05
Jan. 21	Vs MIN	0-0	0/0	7:43
Jan. 23	Vs STL	0-0	1/-1	6:48
Jan. 29	Vs DAL	0-0	1/0	6:06
Jan. 31	@ TB	0-0	1/0	10:03
Feb. 1	@ FLA	0-0	0/0	7:29
Feb. 5	@ DAL	0-0	1/0	12:04
Feb. 7	@ ATL	0-0	1/0	5:57
Feb. 9	Vs COL	DND		
Feb. 10	Vs CHI	DND		
Feb. 14	Vs MIN	DND		
Feb. 16	Vs EDM	DND		
Feb. 19	@ MIN	0-0	0/0	5:47
Feb. 21	@ NSH	0-0	0/0	5:10
Feb. 23	Vs DET	0-0	1/0	7:08
Feb. 27	Vs COL	DND		
Feb. 29	Vs CBJ	0-0	1/-1	6:30
Mar. 2	@ CHI	0-0	1/0	8:38
Mar. 4	@ COL	0-0	0/-1	5:08
Mar. 6	Vs NSH	DND		
Mar. 8	Vs STL	DND		
Mar. 10	@ LA	DND		
Mar. 12	@ ANA	DND		
Mar. 13	@ PHX	DND		
Mar. 15	@ DAL	0-0	1/0	7:24
Mar. 17	Vs PHX	0-0	0/0	6:35
Mar. 20	@ EDM	0-0	1/0	9:18
Mar. 21	Vs MIN	0-0	3/0	7:39
Mar. 25	@ CGY	0-0	0/0	7:42
Mar. 26	@ COL	0-0	0/-2	13:14
Mar. 28	@ MIN	0-0	1/0	9:46
Mar. 30	Vs CGY	0-0	2/1	8:57
Apr. 1	Vs COL	0-0	1/0	8:31
Apr. 3	Vs EDM	0-0	1/0	9:11
Apr. 5	Vs CGY	0-0	2/0	13:10

## EDLER

Oct. 5	Vs SJ	INI		
Oct. 6	@ CGY	INI		
Oct. 10	Vs PHI	MIN		
Oct. 12	@ EDM	MIN		
Oct. 13	Vs EDM	MIN		
Oct. 15	Vs SJ	0-0	1/0	14:39
Oct. 19	Vs LA	MIN		
Oct. 21	@ CBJ	0-0	0/1	10:05
Oct. 22	@ CAR	DND		
Oct. 24	@ DET	0-1	0/1	16:09
Oct. 26	@ WSH	0-0	1/0	10:55
Oct. 28	Vs DET	0-0	0/0	10:27
Nov. 1	Vs NSH	0-0	3/0	22:03
Nov. 3	@ COL	0-0	1/1	22:04
Nov. 8	@ CGY	0-0	3/0	20:35
Nov. 9	Vs COL	0-1	2/1	18:42
Nov. 14	Vs EDM	0-0	2/0	23:21
Nov. 16	Vs MIN	0-1	0/1	20:38
Nov. 18	Vs CGY	0-0	0/0	17:43
Nov. 20	@ EDM	1-1	3/1	23:10
Nov. 21	@ MIN	0-1	0/1	20:23
Nov. 23	@ STL	0-0	2/-1	24:54
Nov. 25	Vs CHI	0-0	3/0	15:43
Nov. 27	Vs ANA	0-1	1/2	17:12
Nov. 29	Vs CBJ	0-0	2/1	17:03
Dec. 2	@ MIN	0-0	1/0	17:04
Dec. 5	@ CHI	0-0	1/0	16:09
Dec. 6	@ NSH	0-0	1/1	21:18
Dec. 8	Vs PIT	0-0	4/-1	23:39
Dec. 10	@ LA	1-0	4/0	22:06
Dec. 12	@ ANA	0-0	1/2	15:47
Dec. 13	@ SJ	0-0	0/1	20:02
Dec. 15	@ EDM	0-0	1/0	21:53
Dec. 18	Vs NJ	0-0	2/2	22:26
Dec. 20	Vs DAL	0-0	1/1	20:02
Dec. 22	@ PHX	0-0	1/0	23:41
Dec. 23	@ COL	0-0	1/0	21:30
Dec. 27	Vs CGY	0-1	0/1	21:05
Dec. 30	Vs ANA	0-0	0/0	16:16
Dec. 31	@ CGY	0-0	3/0	22:20
Jan. 3	Vs NYR	0-0	3/1	19:35
Jan. 8	Vs NYI	0-0	4/1	25:17
Jan. 10	@ SJ	0-0	3/0	20:20
Jan. 11	Vs PHX	0-1	1/0	26:04
Jan. 13	@ STL	0-0	0/0	24:56
Jan. 15	@ CBJ	0-0	3/0	25:16
Jan. 17	@ DET	0-0	1/0	22:56
Jan. 19	Vs LA	0-0	5/-1	24:08
Jan. 21	Vs MIN	0-0	5/-1	22:29
Jan. 23	Vs STL	0-0	2/-1	28:25
Jan. 29	Vs DAL	0-0	1/0	24:21
Jan. 31	@ TB	1-0	3/0	23:41
Feb. 1	@ FLA	0-0	3/0	26:43
Feb. 5	@ DAL	0-0	0/0	28:53
Feb. 7	@ ATL	0-0	1/-1	21:49
Feb. 9	Vs COL	0-0	1/-2	23:04
Feb. 10	Vs CHI	0-0	1/-1	27:34
Feb. 14	Vs MIN	2-1	4/3	28:33
Feb. 16	Vs EDM	0-0	2/0	20:48
Feb. 19	@ MIN	0-0	5/0	25:21
Feb. 21	@ NSH	1-0	2/0	24:01
Feb. 23	Vs DET	1-0	2/1	22:25
Feb. 27	Vs COL	0-1	4/0	21:26
Feb. 29	Vs CBJ	0-0	2/1	17:14
Mar. 2	@ CHI	0-0	0/-2	17:12
Mar. 4	@ COL	0-0	1/0	21:37
Mar. 6	Vs NSH	1-0	4/-1	26:35
Mar. 8	Vs STL	0-0	0/-2	18:42
Mar. 10	@ LA	0-0	2/0	20:37
Mar. 12	@ ANA	0-0	1/-2	22:24
Mar. 13	@ PHX	0-0	1/-1	22:30
Mar. 15	@ DAL	0-1	0/0	21:33
Mar. 17	Vs PHX	0-0	0/0	21:11
Mar. 20	@ EDM	0-0	0/2	21:25
Mar. 21	Vs MIN	0-0	2/-1	21:08
Mar. 25	@ CGY	0-1	1/-1	22:22
Mar. 26	@ COL	0-0	0/0	21:08
Mar. 28	@ MIN	0-0	3/-1	23:36
Mar. 30	Vs CGY	0-0	1/3 2	0:36
Apr. 1	Vs COL	0-0	3/-1	22:42
Apr. 3	Vs EDM	0-0	0/0	24:18
Apr. 5	Vs CGY	0-0	2/-3	24:16

## DAVISON

Oct. 4	@ EDM	DND		
Oct. 5	@ VAN	DND		
Oct. 7	@ COL	DND		
Oct. 10	@ CHI	0-0	0/0	12:48
Oct. 13	Vs BOS	0-0	0/-1	6:48
Oct. 15	@ VAN	DND		
Oct. 18	Vs DET	DND		
Oct. 20	Vs NSH	0-0	0/0	4:28
Oct. 22	@ CGY	0-0	0/-1	12:41
Oct. 26	@ DET	0-0	0/0	5:20
Oct. 27	@ CBJ	DND		
Oct. 29	@ DAL	INI		
Nov. 2	Vs LA	INI		
Nov. 3	@ LA	INI		
Nov. 7	Vs DAL	INI		
Nov. 9	@ ANA	INI		
Nov. 10	Vs PHX	INI		
Nov. 12	Vs PHX	INI		
Nov. 14	@ DAL	INI		
Nov. 15	@ PHX	INI		
Nov. 17	Vs ANA	INI		
Nov. 24	Vs LA	INI		
Nov. 28	Vs LA	0-0	1/0	5:38
Nov. 30	Vs COL	DND		
Dec. 3	@ COL	DND		
Dec. 5	@ DAL	DND		
Dec. 7	@ PHX	DND		
Dec. 8	Vs BUF	DND		
Dec. 11	Vs MIN	DND		
Dec. 13	Vs VAN	DND		
Dec. 15	Vs DAL	DND		
Dec. 16	@ ANA	0-0	1/0	7:48
Dec. 18	Vs ANA	0-0	1/0	8:17
Dec. 20	Vs PHX	0-0	4/0	6:04
Dec. 22	Vs ANA	0-0	3/-2	6:40
Dec. 26	@ LA	0-0	0/1	10:03
Dec. 28	@ STL	0-0	0/0	8:12
Dec. 29	@ NSH	0-0	0/0	10:49
Dec. 31	@ MIN	DND		
Jan. 3	Vs CGY	DND		
Jan. 5	Vs CBJ	DND		
Jan. 10	Vs VAN	DND		
Jan. 12	Vs TOR	DND		
Jan. 13	@ ANA	0-0	0/0	2:41
Jan. 15	@ PHX	0-0	0/0	8:25
Jan. 17	Vs DAL	DND		
Jan. 19	Vs DET	DND		
Jan. 22	Vs CHI	DND		
Jan. 24	Vs STL	DND		
Jan. 29	@ EDM	DND		
Jan. 30	@ CGY	DND		
Feb. 2	Vs CHI	DND		
Feb. 6	Vs COL	DND		
Feb. 8	Vs CBJ	DND		
Feb. 9	Vs NSH	DND		
Feb. 12	Vs CGY	DND		
Feb. 14	Vs EDM	DND		
Feb. 17	@ NYR	DND		
Feb. 18	@ NYI	DND		
Feb. 20	@ NJ	DND		
Feb. 21	@ PHI	DND		
Traded to New York Islanders				
Feb. 26	Vs PIT	0-0	3/0	13:36
Feb. 28	@ ATL	0-1	1/-1	19:44
Mar. 1	Vs PHI	0-0	0/0	14:57
Mar. 2	Vs FLA	0-0	3/0	20:03
Mar. 4	@ NYR	0-0	0/-1	19:53
Mar. 6	Vs NYR	0-0	1/-2	16:12
Mar. 8	@ PHI	0-0	0/1	17:56
Mar. 11	@ TB	0-0	1/-1	18:02
Mar. 12	@ FLA	0-0	2/-1	19:58
Mar. 15	@ MTL	0-0	2/-1	20:18
Mar. 18	Vs TOR	1-0	2/1	20:22
Mar. 21	@ NJ	0-0	0/0	20:50
Mar. 23	@ PIT	0-0	2/0	18:19
Mar. 24	Vs PHI	0-0	1/1	16:57
Mar. 27	@ PIT	0-0	1/1	17:27
Mar. 29	Vs PHI	0-0	1/0	21:29
Apr. 1	Vs NJ	0-0	1/1	18:04
Apr. 3	Vs NYR	0-0	1/-1	18:16
Apr. 4	@ NYR	0-0	0/0	22:14

## DEMITRA

Oct. 4	Vs CHI	0-0	1/0	19:54
Oct. 6	Vs CBJ	0-0	3/-1	21:30
Oct. 10	Vs EDM	1-1	1/2	18:33
Oct. 13	@ PHX	0-2	3/0	21:38
Oct. 14	@ ANA	0-0	0/0	21:25
Oct. 16	@ LA	1-0	2/1	24:09
Oct. 20	@ STL	1-0	1/-1	22:55
Oct. 21	Vs COL	0-2	0/-1	18:31
Oct. 24	@ CGY	INJ		
Oct. 25	@ EDM	INJ		
Oct. 28	@ COL	INJ		
Oct. 30	Vs PIT	INJ		
Nov. 1	Vs STL	1-1	3/2	20:20
Nov. 3	Vs CGY	0-0	0/2	11:47
Nov. 5	Vs EDM	INJ		
Nov. 11	@ COL	INJ		
Nov. 13	@ CGY	INJ		
Nov. 15	@ EDM	INJ		
Nov. 16	@ VAN	INJ		
Nov. 18	Vs COL	INJ		
Nov. 21	Vs VAN	INJ		
Nov. 23	Vs CBJ	INJ		
Nov. 24	@ NSH	INJ		
Nov. 28	Vs PHX	0-0	0/0	17:54
Nov. 30	Vs STL	0-1	0/0	23:25
Dec. 2	Vs VAN	0-0	2/0	21:25
Dec. 5	Vs PHI	1-0	4/-2	20:59
Dec. 7	@ DET	0-0	2/-3	19:28
Dec. 8	@ CBJ	0-1	0/1	22:46
Dec. 11	@ SJ	0-1	1/-1	21:54
Dec. 14	@ ANA	0-0	1/0	19:27
Dec. 15	@ LA	0-0	4/1	23:37
Dec. 18	Vs NSH	0-1	2/1	23:05
Dec. 20	Vs NYR	0-2	2/2	20:44
Dec. 22	Vs DET	0-0	2/-2	21:51
Dec. 26	@ DAL	2-0	4/0	20:45
Dec. 27	@ PHX	0-0	3/0	18:06
Dec. 29	Vs EDM	0-1	0/-2	20:38
Dec. 31	Vs SJ	0-0	0/-1	21:02
Jan. 3	Vs DAL	1-1	3/1	17:20
Jan. 5	@ NSH	0-0	0/0	19:06
Jan. 7	@ DAL	0-0	2/-1	21:40
Jan. 10	@ DET	0-0	0/-2	19:48
Jan. 11	@ CHI	0-1	1/1	16:35
Jan. 13	Vs PHX	1-1	4/2	18:56
Jan. 16	Vs CGY	0-1	1/0	17:49
Jan. 18	Vs ANA	0-1	3/0	14:35
Jan. 21	@ VAN	0-0	3/0	20:21
Jan. 22	@ CGY	0-0	2/0	17:39
Jan. 24	@ COL	1-1 (W)	2/1	18:23
Jan. 30	Vs ANA	0-2	0/3	20:06
Feb. 2	@ CBJ	0-2	1/2	16:53
Feb. 5	Vs DET	1-0	1/0	19:47
Feb. 7	Vs DAL	0-0	1/0	21:21
Feb. 9	Vs NYI	0-0	2/1	18:01
Feb. 10	@ STL	0-0	3/1	21:24
Feb. 12	@ EDM	1-0	2/0	20:31
Feb. 14	@ VAN	0-1	0/-1	16:53
Feb. 17	Vs NSH	0-2	4/2	19:42
Feb. 19	Vs VAN	0-0	1/-2	16:30
Feb. 20	@ CHI	0-0	2/-1	21:13
Feb. 24	Vs CGY	0-0	3/-1	11:47
Feb. 26	@ WSH	0-0	3/1	18:23
Feb. 27	@ TB	1-0	2/1	17:47
Feb. 29	@ FLA	0-1	3/1	19:17
Mar. 2	Vs LA	0-1	2/1	23:50
Mar. 4	Vs CHI	1-0	3/1	22:12
Mar. 6	@ CAR	1-0	4/0	20:11
Mar. 7	@ ATL	0-0	3/0	21:22
Mar. 9	Vs SJ	0-0	0/1	22:35
Mar. 13	Vs NJ	0-0	1/-1	19:27
Mar. 15	Vs LA	0-1	1/1	17:25
Mar. 17	Vs COL	0-0	2/0	24:56
Mar. 19	@ SJ	0-0	3/-1	18:41
Mar. 21	@ VAN	0-2	4/1	18:36
Mar. 22	@ CGY	0-2	1/0	17:56
Mar. 24	@ EDM	INJ		
Mar. 26	Vs EDM	0-0	1/0	15:42
Mar. 28	Vs VAN	0-1	4/1	16:44
Mar. 30	Vs COL	0-1	1/-1	20:59
Apr. 3	Vs CGY	0-2	2/1	21:02
Apr. 6	@ COL	0-2	4/2	18:59

## HORDICHUK

Oct. 5	@ DET	0-0	0/0	15:12
Oct. 6	@ CBJ	0-0	3/0	17:49
Oct. 8	@ COL	0-0	1/0	16:38
Oct. 10	@ MIN	0-1	2/1	11:39
Oct. 13	Vs SJ	0-0	2/-1	16:39
Oct. 16	Vs EDM	0-0	4/0	16:44
Oct. 17	@ EDM	0-0	3/0	19:22
Oct. 20	@ STL	0-0	0/0	14:41
Oct. 21	@ NSH	0-1	3/0	13:38
Oct. 23	@ DAL	0-0	2/0	16:52
Oct. 25	@ CHI	0-0	2/1	13:28
Oct. 27	Vs WSH	0-0	2/-1	14:43
Oct. 31	Vs NSH	0-0	0/0	11:56
Nov. 2	@ MIN	1-0	2/1	17:07
Nov. 4	@ COL	0-0	1/1	18:22
Nov. 6	Vs DAL	0-0	2/0	18:47
Nov. 9	Vs ANA	0-0	2/-2	15:59
Nov. 11	Vs CGY	0-0	5/0	15:38
Nov. 14	Vs DET	0-0	2/0	17:40
Nov. 17	Vs STL	1-0	5/1	15:33
Nov. 19	Vs CHI	0-0	0/0	14:05
Nov. 22	@ DET	1-0	4/0	14:12
Nov. 23	@ NSH	0-0	3/-1	17:56
Nov. 25	@ COL	0-0	5/-2	13:39
Nov. 28	Vs CBJ	0-0	1/0	18:28
Nov. 30	Vs ANA	0-0	2/-1	12:44
Dec. 2	Vs COL	0-0	3/-1	20:22
Dec. 4	Vs EDM	0-0	3/-1	18:46
Dec. 8	Vs CAR	0-0	2/-1	18:30
Dec. 9	@ CGY	0-0	0/0	14:30
Dec. 12	Vs PHX	1-1	2/1	16:07
Dec. 14	Vs CGY	0-1	1/1	15:01
Dec. 16	Vs MIN	0-0	1/0	15:58
Dec. 19	@ MIN	0-0	0/-1	17:41
Dec. 21	@ BOS	0-0	2/0	17:47
Dec. 22	@ CBJ	0-0	2/0	16:12
Dec. 26	@ CGY	0-1	1/1	18:36
Dec. 27	Vs CGY	1-0	1/-1	16:17
Dec. 30	@ EDM	0-1	2/1	15:31
Jan. 2	@ CGY	0-0	1/0	17:12
Jan. 3	Vs DAL	0-0	1/0	20:01
Jan. 5	Vs EDM	0-1	1/1	16:08
Jan. 7	Vs FLA	0-0	2/-1	18:56
Jan. 11	Vs MIN	0-1	0/1	17:01
Jan. 13	@ TOR	0-0	0/1	15:58
Jan. 16	@ MTL	1-2	2/3	15:58
Jan. 18	@ OTT	0-0	0/0	18:14
Jan. 19	@ BUF	0-0	3/0	19:02
Jan. 26	Vs LA	INJ		
Jan. 28	Vs SJ	INJ		
Jan. 30	Vs CBJ	INJ		
Feb. 1	Vs EDM	INJ		
Feb. 3	@ CGY	INJ		
Feb. 6	@ EDM	INJ		
Feb. 7	Vs CHI	INJ		
Feb. 10	Vs ATL	INJ		
Feb. 14	@ MIN	INJ		
Feb. 16	@ CHI	INJ		
Feb. 18	Vs COL	INJ		
Feb. 20	@ ANA	INJ		
Feb. 22	@ LA	INJ		
Feb. 25	@ DAL	INJ		
Feb. 27	@ STL	INJ		
Mar. 1	Vs PHX	INJ		
Mar. 4	Vs MIN	INJ		
Mar. 6	Vs TB	INJ		
Mar. 8	@ PHX	INJ		
Mar. 9	@ SJ	INJ		
Mar. 11	@ ANA	INJ		
Mar. 13	Vs MIN	INJ		
Mar. 15	Vs STL	INJ		
Mar. 17	Vs DET	INJ		
Mar. 19	@ EDM	INJ		
Mar. 21	Vs NSH	INJ		
Mar. 25	Vs COL	INJ		
Mar. 27	@ COL	INJ		
Mar. 29	@ LA	INJ		
Mar. 31	Vs CGY	INJ		
Apr. 3	Vs LA	INJ		
Apr. 5	Vs COL	INJ		
Apr. 7	@ SJ	INJ		
Apr. 8	@ PHX	INJ		

## JOHNSON

Oct. 4	@ PHX	0-0	0/0	9:22
Oct. 6	@ LA	0-0	0/0	11:04
Oct. 10	Vs NSH	1-0	2/1	12:39
Oct. 12	Vs COL	0-1	1/2	12:02
Oct. 17	@ CHI	0-0	2/0	11:30
Oct. 20	Vs MIN	0-0	0/0	10:34
Oct. 23	Vs ANA	0-0	1/-1	13:52
Oct. 25	@ CBJ	0-0	0/-1	11:57
Oct. 27	Vs WSH	0-1	0/1	14:35
Oct. 30	Vs PHX	0-0	1/-2	12:51
Nov. 1	@ MIN	0-1	3/1	13:05
Nov. 3	Vs CHI	0-0	0/-1	9:38
Nov. 4	@ CBJ	0-0	2/-1	14:28
Nov. 9	@ CHI	0-0	0/0	11:42
Nov. 13	Vs DET	0-0	0/1	11:51
Nov. 16	Vs CBJ	0-0	0/1	15:33
Nov. 17	@ NSH	0-0	0/-1	12:24
Nov. 19	Vs NSH	0-0	0/0	14:36
Nov. 21	@ DET	0-0	3/0	15:29
Nov. 23	Vs VAN	0-0	2/0	12:00
Nov. 25	Vs CGY	0-1	0/1	14:32
Nov. 28	@ BUF	0-0	2/0	7:23
Nov. 30	@ MIN	0-0	0/0	10:11
Dec. 1	Vs CHI	0-0	3/1	11:37
Dec. 4	@ CGY	0-0	3/0	13:25
Dec. 7	@ EDM	0-0	0/-1	15:18
Dec. 9	@ COL	0-0	0/0	12:25
Dec. 11	Vs EDM	0-0	0/0	14:04
Dec. 13	Vs FLA	0-0	1/0	10:51
Dec. 16	Vs CGY	0-0	0/0	10:59
Dec. 20	Vs DET	0-0	2/0	14:34
Dec. 22	@ BOS	0-1	1/1	18:18
Dec. 23	Vs ATL	0-0	0/0	13:37
Dec. 26	Vs DET	0-0	2/-2	16:16
Dec. 28	Vs SJ	0-0	1/0	14:04
Dec. 29	@ DAL	0-0	0/-1	16:36
Dec. 31	@ DET	0-0	2/0	18:04
Jan. 2	Vs EDM	0-0	0/-1	13:52
Jan. 5	Vs CAR	0-1	1/1	18:16
Jan. 8	Vs CBJ	0-1	5/1	15:35
Jan. 10	Vs DAL	0-0	0/0	17:44
Jan. 11	@ CBJ	0-1	4/1	13:30
Jan. 13	Vs VAN	0-0	1/0	12:00
Jan. 16	@ CHI	0-0	0/0	12:06
Jan. 19	Vs NSH	0-0	0/0	15:10
Jan. 21	@ NSH	0-0	0/0	14:26
Jan. 23	@ VAN	DND		
Jan. 24	@ SJ	0-0	0/0	13:35
Jan. 29	@ TOR	0-0	0/0	15:18
Feb. 1	Vs ANA	0-0	1/0	16:39
Feb. 2	Vs COL	0-1	0/1	12:31
Feb. 5	Vs TB	0-0	2/-2	12:09
Feb. 9	@ DAL	0-0	5/-1	15:54
Feb. 10	Vs MIN	0-0	0/0	17:01
Feb. 12	Vs LA	0-0	1/0	15:07
Feb. 14	@ COL	1-0	1/1	14:04
Feb. 16	@ NSH	0-1	3/1	15:38
Feb. 17	Vs CBJ	0-1	0/0	16:33
Feb. 19	Vs CHI	0-0	0/-1	12:12
Feb. 21	@ LA	0-0	2/0	13:33
Feb. 22	@ ANA	1-0	1/1	14:05
Feb. 24	@ PHX	0-0	0/0	13:51
Feb. 26	Vs DAL	0-0	2/-1	12:27
Feb. 28	Vs PHX	1-0	2/1	14:35
Mar. 1	Vs SJ	0-0	1/0	12:29
Mar. 4	Vs LA	1-0 (W)	2/0	15:32
Mar. 5	@ DET	0-0	1/-2	15:50
Mar. 8	@ VAN	0-0	0/0	18:02
Mar. 10	@ CGY	0-0	4/-1	14:44
Mar. 11	@ EDM	0-0	2/0	15:36
Mar. 14	@ SJ	DND		
Mar. 15	@ ANA	DND		
Mar. 18	@ MTL	0-0	0/0	23:38
Mar. 20	@ OTT	0-0	2/0	18:07
Mar. 23	@ CHI	0-0	0/-2	19:36
Mar. 25	Vs DET	0-0	3/0	15:32
Mar. 28	@ DET	0-1	0/0	21:09
Mar. 29	Vs CHI	0-0	2/0	14:07
Apr. 1	Vs NSH	0-0	1/1	19:30
Apr. 3	@ NSH	0-0	1/0	15:01
Apr. 5	Vs CBJ	0-0	1/0	17:08
Apr. 6	@ CBJ	0-1	0/1	17:16

## KESLER

Oct. 5	Vs SJ	0-0	0/-3	16.42
Oct. 6	@ CGY	0-1	1/-1	21.34
Oct. 10	Vs PHI	0-0	0/-1	12.12
Oct. 12	@ EDM	0-0	2/1	17.10
Oct. 13	Vs EDM	0-0	2/2	21.26
Oct. 15	Vs SJ	0-1	3/0	20.27
Oct. 19	Vs LA	0-2	1/2	17.33
Oct. 21	@ CBJ	2-0	4/2	22.16
Oct. 22	@ CAR	0-0	3/0	21.13
Oct. 24	@ DET	0-0	1/1	18.52
Oct. 26	@ WSH	0-1	1/1	18.17
Oct. 28	Vs DET	0-1	1/0	19.25
Nov. 1	Vs NSH	0-0	2/-1	21.09
Nov. 3	@ COL	1-0	4/-1	20.30
Nov. 8	@ CGY	0-0	1/0	21.47
Nov. 9	Vs COL	0-0	3/0	19.46
Nov. 14	Vs EDM	0-0	3/0	20.46
Nov. 16	Vs MIN	0-0	3/1	15.19
Nov. 18	Vs CGY	0-1	2/0	16.24
Nov. 20	@ EDM	0-1	3/2	18.55
Nov. 21	@ MIN	1-0	1/1	18.53
Nov. 23	@ STL	1-0	3/1	20/-1
Nov. 25	Vs CHI	0-0	1/0	19.41
Nov. 27	Vs ANA	2-0	6/0	23.25
Nov. 29	Vs CBJ	0-0	2/0	21.51
Dec. 2	@ MIN	0-0	3/0	21.33
Dec. 5	@ CHI	0-0	1/0	18.58
Dec. 6	@ NSH	0-1	2/-1	21.14
Dec. 8	Vs PIT	1-0	4/1	19.51
Dec. 10	@ LA	0-0	3/0	21.31
Dec. 12	@ ANA	0-0	1/0	19.16
Dec. 13	@ SJ	INJ		
Dec. 15	@ EDM	0-0	1/-1	20.03
Dec. 18	Vs NJ	1-0	3/1	16.09
Dec. 20	Vs DAL	0-0	3/0	20.54
Dec. 22	@ PHX	0-0	1/-1	18.27
Dec. 23	@ COL	0-0	2/0	20.11
Dec. 27	Vs CGY	DND		
Dec. 30	Vs ANA	0-0	2/-1	19.47
Dec. 31	@ CGY	0-0	2/0	17.20
Jan. 3	Vs NYR	1-0 (W)	1/1	16.39
Jan. 8	Vs NYI	0-0	1/-1	20.47
Jan. 10	@ SJ	1-0	2/0	20.09
Jan. 11	Vs PHX	1-0	2/0	20.16
Jan. 13	@ STL	0-0	3/-2	18.43
Jan. 15	@ CBJ	0-0	3/0	19.08
Jan. 17	@ DET	0-0	1/-1	19.00
Jan. 19	Vs LA	0-0	4/-2	20.36
Jan. 21	Vs MIN	0-0	2/0	18.51
Jan. 23	Vs STL	0-0	0/0	17.40
Jan. 29	Vs DAL	1-0	1/-1	17.54
Jan. 31	@ TB	0-1	2/1	16.19
Feb. 1	@ FLA	0-0	1/0	15.04
Feb. 5	@ DAL	0-0	2/-1	19.55
Feb. 7	@ ATL	0-1	2/1	20.29
Feb. 9	Vs COL	0-0	1/-1	15.19
Feb. 10	Vs CHI	0-0	4/0	20.07
Feb. 14	Vs MIN	1-0	2/0	20.14
Feb. 16	Vs EDM	0-1	3/1	18.58
Feb. 19	@ MIN	0-0	4/0	21.22
Feb. 21	@ NSH	0-0	0/0	22.11
Feb. 23	Vs DET	2-0	4/2	19.10
Feb. 27	Vs COL	0-0	3/-1	21.59
Feb. 29	Vs CBJ	0-0	2/-1	17.55
Mar. 2	@ CHI	1-0	1/0	19.06
Mar. 4	@ COL	0-0	1/0	20.10
Mar. 6	Vs NSH	0-0	4/0	16.36
Mar. 8	Vs STL	0-2	1/2	15.47
Mar. 10	@ LA	2-0 (W)	2/1	17.50
Mar. 12	@ ANA	0-0	2/0	15.28
Mar. 13	@ PHX	0-0	1/0	12.51
Mar. 15	@ DAL	1-0	3/-1	20.42
Mar. 17	Vs PHX	0-0	3/0	22.06
Mar. 20	@ EDM	0-0	1/2	18.51
Mar. 21	Vs MIN	0-0	0/0	17.43
Mar. 25	@ CGY	0-0	1/0	19.03
Mar. 26	@ COL	0-0	5/1	18.13
Mar. 28	@ MIN	0-0	2/-2	16.40
Mar. 30	Vs CGY	0-1	4/1	16.10
Apr. 1	Vs COL	1-0	6/-2	20.26
Apr. 3	Vs EDM	0-1	4/0	20.15
Apr. 5	Vs CGY	0-0	3/-1	16.31

## KRAJICEK

Oct. 5	Vs SJ	0-0	1/-2	19.33
Oct. 6	@ CGY	0-1	0/-1	17.52
Oct. 10	Vs PHI	1-0	4/-2	19.35
Oct. 12	@ EDM	0-0	0/1	17.24
Oct. 13	Vs EDM	0-0	2/1	20.39
Oct. 15	Vs SJ	INJ		
Oct. 19	Vs LA	0-1	1/0	18.42
Oct. 21	@ CBJ	0-1	0/0	19.07
Oct. 22	@ CAR	0-0	1/1	20.32
Oct. 24	@ DET	0-1	1/-1	19.21
Oct. 26	@ WSH	INJ		
Oct. 28	Vs DET	INJ		
Nov. 1	Vs NSH	INJ		
Nov. 3	@ COL	INJ		
Nov. 8	@ CGY	INJ		
Nov. 9	Vs COL	INJ		
Nov. 14	Vs EDM	INJ		
Nov. 16	Vs MIN	INJ		
Nov. 18	Vs CGY	0-0	0/0	18.58
Nov. 20	@ EDM	0-0	1/0	21.16
Nov. 21	@ MIN	0-0	1/1	21.29
Nov. 23	@ STL	DND		
Nov. 25	Vs CHI	0-0	0/0	13.41
Nov. 27	Vs ANA	0-0	0/0	16.11
Nov. 29	Vs CBJ	1-0	1/1	17.37
Dec. 2	@ MIN	0-1	0/0	17.08
Dec. 5	@ CHI	0-0	1/1	17.29
Dec. 6	@ NSH	0-1	0/-1	15.28
Dec. 8	Vs PIT	0-0	0/0	20.09
Dec. 10	@ LA	0-0	0/-2	16.01
Dec. 12	@ ANA	0-0	1/-1	18.52
Dec. 13	@ SJ	0-1	0/-1	19.22
Dec. 15	@ EDM	0-0	0/0	18.00
Dec. 18	Vs NJ	0-1	1/2	16.43
Dec. 20	Vs DAL	0-0	0/0	17.06
Dec. 22	@ PHX	0-0	0/0	15.32
Dec. 23	@ COL	0-0	0/-2	19.21
Dec. 27	Vs CGY	0-0	0/1	18.13
Dec. 30	Vs ANA	0-0	0/0	20.08
Dec. 31	@ CGY	0-0	1/0	15.09
Jan. 3	Vs NYR	0-1	1/1	18.44
Jan. 8	Vs NYI	0-0	0/0	24.09
Jan. 10	@ SJ	0-0	2/1	15.44
Jan. 11	Vs PHX	INJ		
Jan. 13	@ STL	0-0	4/0	23.03
Jan. 15	@ CBJ	0-0	1/0	18.45
Jan. 17	@ DET	0-0	1/-1	17.52
Jan. 19	Vs LA	0-0	2/1	20.07
Jan. 21	Vs MIN	0-0	0/-1	20.26
Jan. 23	Vs STL	0-0	0/0	3.20
Jan. 29	Vs DAL	INJ		
Jan. 31	@ TB	INJ		
Feb. 1	@ FLA	INJ		
Feb. 5	@ DAL	INJ		
Feb. 7	@ ATL	INJ		
Feb. 9	Vs COL	INJ		
Feb. 10	Vs CHI	INJ		
Feb. 14	Vs MIN	INJ		
Feb. 16	Vs EDM	INJ		
Feb. 19	@ MIN	INJ		
Feb. 21	@ NSH	INJ		
Feb. 23	Vs DET	INJ		
Feb. 27	Vs COL	INJ		
Feb. 29	Vs CBJ	INJ		
Mar. 2	@ CHI	INJ		
Mar. 4	@ COL	INJ		
Mar. 6	Vs NSH	INJ		
Mar. 8	Vs STL	INJ		
Mar. 10	@ LA	INJ		
Mar. 12	@ ANA	INJ		
Mar. 13	@ PHX	INJ		
Mar. 15	@ DAL	INJ		
Mar. 17	Vs PHX	INJ		
Mar. 20	@ EDM	INJ		
Mar. 21	Vs MIN	INJ		
Mar. 25	@ CGY	INJ		
Mar. 26	@ COL	INJ		
Mar. 28	@ MIN	INJ		
Mar. 30	Vs CGY	INJ		
Apr. 1	Vs COL	INJ		
Apr. 3	Vs EDM	INJ		
Apr. 5	Vs CGY	INJ		

## LUONGO

Oct. 5	Vs SJ	3-31	L	58
Oct. 6	@ CGY	3-29	W	65
Oct. 10	Vs PHI	4-13	L	20
Oct. 12	@ EDM	2-30	W	60
Oct. 13	Vs EDM	1-28	W	60
Oct. 15	Vs SJ	4-34	L	60
Oct. 19	Vs LA	3-16	L	59
Oct. 21	@ CBJ	DNP		
Oct. 22	@ CAR	2-30	L	60
Oct. 24	@ DET	3-39	L	59
Oct. 26	@ WSH	2-28	W	60
Oct. 28	Vs DET	3-32	L	58
Nov. 1	Vs NSH	3-15	L	60
Nov. 3	@ COL	3-32	W	60
Nov. 8	@ CGY	2-28	W	60
Nov. 9	Vs COL	1-25	W	61
Nov. 14	Vs EDM	0-19	O	65
Nov. 16	Vs MIN	2-22	W	60
Nov. 18	Vs CGY	1-30	W	60
Nov. 20	@ EDM	4-29	O	65
Nov. 21	@ MIN	DNP		
Nov. 23	@ STL	3-29	L	59
Nov. 25	Vs CHI	0-27	W	60
Nov. 27	Vs ANA	0-26	W	60
Nov. 29	Vs CBJ	0-26	W	60
Dec. 2	@ MIN	2-30	L	59
Dec. 5	@ CHI	2-27	W	60
Dec. 6	@ NSH	DNP		
Dec. 8	Vs PIT	1-33	O	65
Dec. 10	@ LA	DNP		
Dec. 12	@ ANA	DND		
Dec. 13	@ SJ	DND		
Dec. 15	@ EDM	DND		
Dec. 18	Vs NJ	0-32	W	60
Dec. 20	Vs DAL	2-35	W	60
Dec. 22	@ PHX	1-28	W	65
Dec. 23	@ COL	3-32	L	60
Dec. 27	Vs CGY	3-32	W	60
Dec. 30	Vs ANA	1-22	W	60
Dec. 31	@ CGY	2-20	L	59
Jan. 3	Vs NYR	0-28	W	60
Jan. 8	Vs NYI	2-28	W	60
Jan. 10	@ SJ	3-31	L	65
Jan. 11	Vs PHX	DNP		
Jan. 13	@ STL	3-22	W	65
Jan. 15	@ CBJ	3-21	L	58
Jan. 17	@ DET	2-49	O	65
Jan. 19	Vs LA	4-24	L	59
Jan. 21	Vs MIN	3-25	L	58
Jan. 23	Vs STL	2-28	W	65
Jan. 29	Vs DAL	DND		
Jan. 31	@ TB	4-27	L	60
Feb. 1	@ FLA	3-43	O	65
Feb. 5	@ DAL	2-34	O	65
Feb. 7	@ ATL	1-28	W	60
Feb. 9	Vs COL	5-22	L	40
Feb. 10	Vs CHI	2-18	W	65
Feb. 14	Vs MIN	4-26	O	65
Feb. 16	Vs EDM	2-26	W	60
Feb. 19	@ MIN	2-22	W	63
Feb. 21	@ NSH	2-51	W	60
Feb. 23	Vs DET	1-29	W	65
Feb. 27	Vs COL	2-26	O	65
Feb. 29	Vs CBJ	3-33	O	61
Mar. 2	@ CHI	4-26	L	59
Mar. 4	@ COL	2-31	L	50
Mar. 6	Vs NSH	2-23	W	59
Mar. 8	Vs STL	2-25	W	60
Mar. 10	@ LA	1-18	W	61
Mar. 12	@ ANA	4-19	L	24
Mar. 13	@ PHX	2-45	L	60
Mar. 15	@ DAL	3-38	W	60
Mar. 17	Vs PHX	1-26	W	60
Mar. 20	@ EDM	1-34	W	60
Mar. 21	Vs MIN	2-21	L	59
Mar. 25	@ CGY	3-40	L	58
Mar. 26	@ COL	5-23	L	32
Mar. 28	@ MIN	4-21	L	33
Mar. 30	Vs CGY	2-29	W	60
Apr. 1	Vs COL	4-20	L	58
Apr. 3	Vs EDM	2-21	L	59
Apr. 5	Vs CGY	3-9	L	20



## MITCHELL

Oct. 5	Vs SJ	0-0	0/-1	16.30
Oct. 6	@ CGY	0-0	0/-1	22.48
Oct. 10	Vs PHI	0-0	0/-1	22.43
Oct. 12	@ EDM	0-0	0/4	22.44
Oct. 13	Vs EDM	0-0	2/0	21.11
Oct. 15	Vs SJ	0-0	0/-1	19.23
Oct. 19	Vs LA	0-0	1/-1	18.23
Oct. 21	@ CBJ	0-1	0/2	22.00
Oct. 22	@ CAR	0-0	0/-1	19.15
Oct. 24	@ DET	0-0	0/-1	20.04
Oct. 26	@ WSH	0-0	1/1	24.51
Oct. 28	Vs DET	0-0	1/-1	20.53
Nov. 1	Vs NSH	0-0	0/0	20.13
Nov. 3	@ COL	0-0	1/1	21.54
Nov. 8	@ CGY	0-1	1/1	26.55
Nov. 9	Vs COL	0-0	1/1	24.51
Nov. 14	Vs EDM	0-0	3/0	28.17
Nov. 16	Vs MIN	0-0	1/1	19.53
Nov. 18	Vs CGY	1-0 (W)	2/2	22.53
Nov. 20	@ EDM	0-1	1/2	24.55
Nov. 21	@ MIN	0-0	0/0	24.15
Nov. 23	@ STL	0-0	2/-1	20.18
Nov. 25	Vs CHI	0-0	0/1	21.57
Nov. 27	Vs ANA	0-0	1/0	20.56
Nov. 29	Vs CBJ	0-0	1/0	22.58
Dec. 2	@ MIN	0-0	1/0	20.30
Dec. 5	@ CHI	0-0	0/1	22.50
Dec. 6	@ NSH	0-0	0/1	25.52
Dec. 8	Vs PIT	0-1	0/1	19.07
Dec. 10	@ LA	0-0	0/0	19.29
Dec. 12	@ ANA	0-0	0/0	22.16
Dec. 13	@ SJ	0-0	2/0	20.49
Dec. 15	@ EDM	0-0	2/-1	22.16
Dec. 18	Vs NJ	0-0	2/2	21.05
Dec. 20	Vs DAL	0-0	0/0	20.54
Dec. 22	@ PHX	0-0	2/0	23.24
Dec. 23	@ COL	0-0	0/0	25.24
Dec. 27	Vs CGY	0-0	0/0	23.54
Dec. 30	Vs ANA	0-0	1/-1	26.29
Dec. 31	@ CGY	0-0	1/-2	26.50
Jan. 3	Vs NYR	0-1	0/0	25.04
Jan. 8	Vs NYI	0-0	2/-1	21.26
Jan. 10	@ SJ	0-0	1/-1	24.53
Jan. 11	Vs PHX	0-0	1/0	21.32
Jan. 13	@ STL	0-0	1/0	25.24
Jan. 15	@ CBJ	0-0	0/0	26.05
Jan. 17	@ DET	0-1	2/1	27.33
Jan. 19	Vs LA	INJ		
Jan. 21	Vs MIN	INJ		
Jan. 23	Vs STL	INJ		
Jan. 29	Vs DAL	INJ		
Jan. 31	@ TB	INJ		
Feb. 1	@ FLA	INJ		
Feb. 5	@ DAL	INJ		
Feb. 7	@ ATL	INJ		
Feb. 9	Vs COL	INJ		
Feb. 10	Vs CHI	INJ		
Feb. 14	Vs MIN	0-0	1/1	26.09
Feb. 16	Vs EDM	0-0	0/0	19.25
Feb. 19	@ MIN	0-0	2/0	27.51
Feb. 21	@ NSH	0-0	4/1	25.41
Feb. 23	Vs DET	0-1	1/2	25.29
Feb. 27	Vs COL	0-1	3/-1	21.22
Feb. 29	Vs CBJ	0-0	0/-3	22.33
Mar. 2	@ CHI	0-0	0/0	20.20
Mar. 4	@ COL	0-0	1/0	21.18
Mar. 6	Vs NSH	0-0	1/3	19.46
Mar. 8	Vs STL	0-0	0/1	24.21
Mar. 10	@ LA	0-1	0/0	26.53
Mar. 12	@ ANA	0-0	0/0	24.09
Mar. 13	@ PHX	0-0	2/0	26.17
Mar. 15	@ DAL	0-0	3/0	30.19
Mar. 17	Vs PHX	0-0	0/1	28.33
Mar. 20	@ EDM	0-0	3/0	25.27
Mar. 21	Vs MIN	0-0	3/0 30:46	
Mar. 25	@ CGY	0-1	1/1	26.30
Mar. 26	@ COL	0-0	1/-2	21.23
Mar. 28	@ MIN	0-0	0/-2	19.49
Mar. 30	Vs CGY	0-0	1/1	23.47
Apr. 1	Vs COL	1-0	1/-1	25.45
Apr. 3	Vs EDM	0-0	0/-1	18.21
Apr. 5	Vs CGY	0-0	0/-2	23.34

## OHLUND

Oct. 5	Vs SJ	0-0	4/0	24.36
Oct. 6	@ CGY	1-1	3/0	24.25
Oct. 10	Vs PHI	0-0	2/-3	20.36
Oct. 12	@ EDM	0-0	0/-1	21.23
Oct. 13	Vs EDM	0-0	2/2	20.48
Oct. 15	Vs SJ	0-0	0/-1	22.52
Oct. 19	Vs LA	1-0	4/0	26.58
Oct. 21	@ CBJ	0-0	2/1	21.59
Oct. 22	@ CAR	0-0	3/1	23.19
Oct. 24	@ DET	0-0	1/1	24.16
Oct. 26	@ WSH	0-0	4/0	23.17
Oct. 28	Vs DET	0-0	0/0	28.51
Nov. 1	Vs NSH	0-0	2/-1	21.58
Nov. 3	@ COL	0-1	1/-1	25.10
Nov. 8	@ CGY	0-0	3/-1	20.42
Nov. 9	Vs COL	0-0	2/1	26.34
Nov. 14	Vs EDM	0-0	2/0	24.43
Nov. 16	Vs MIN	1-1 (W)	2/0	21.51
Nov. 18	Vs CGY	SUS		
Nov. 20	@ EDM	SUS		
Nov. 21	@ MIN	SUS		
Nov. 23	@ STL	SUS		
Nov. 25	Vs CHI	0-0	1/0	21.26
Nov. 27	Vs ANA	0-2	1/2	17.52
Nov. 29	Vs CBJ	1-0 (W)	3/2	19.43
Dec. 2	@ MIN	0-0	1/0	20.43
Dec. 5	@ CHI	1-0	3/0	19.37
Dec. 6	@ NSH	0-0	2/1	18.42
Dec. 8	Vs PIT	0-0	2/-1	27.03
Dec. 10	@ LA	0-0	2/-1	23.55
Dec. 12	@ ANA	0-0	1/1	21.12
Dec. 13	@ SJ	0-0	3/-2	23.30
Dec. 15	@ EDM	1-0	6/1	25.41
Dec. 18	Vs NJ	0-0	0/1	24.02
Dec. 20	Vs DAL	0-2	2/0	24.30
Dec. 22	@ PHX	0-0	5/0	24.11
Dec. 23	@ COL	INJ		
Dec. 27	Vs CGY	INJ		
Dec. 30	Vs ANA	INJ		
Dec. 31	@ CGY	INJ		
Jan. 3	Vs NYR	INJ		
Jan. 8	Vs NYI	INJ		
Jan. 10	@ SJ	INJ		
Jan. 11	Vs PHX	INJ		
Jan. 13	@ STL	INJ		
Jan. 15	@ CBJ	INJ		
Jan. 17	@ DET	INJ		
Jan. 19	Vs LA	0-0	2/-1	23.09
Jan. 21	Vs MIN	0-0	3/0	26.13
Jan. 23	Vs STL	2-0	4/0	31.25
Jan. 29	Vs DAL	0-1	6/0	30.31
Jan. 31	@ TB	0-0	0/-2	25.25
Feb. 1	@ FLA	0-0	4/0	33.11
Feb. 5	@ DAL	DND		
Feb. 7	@ ATL	0-1	2/0	23.36
Feb. 9	Vs COL	0-0	5/-2	21.50
Feb. 10	Vs CHI	0-1	3/1	26.37
Feb. 14	Vs MIN	0-0	5/-2	29.26
Feb. 16	Vs EDM	0-1	3/0	22.45
Feb. 19	@ MIN	0-1	4/2	26.08
Feb. 21	@ NSH	0-0	2/0	25.49
Feb. 23	Vs DET	0-1	0/1	19.23
Feb. 27	Vs COL	0-0	1/0	27.26
Feb. 29	Vs CBJ	0-1	4/1	22.59
Mar. 2	@ CHI	0-0	2/0	24.46
Mar. 4	@ COL	0-0	1/-1	20.20
Mar. 6	Vs NSH	INJ		
Mar. 8	Vs STL	1-0	2/0	23.54
Mar. 10	@ LA	0-1	6/1	24.25
Mar. 12	@ ANA	0-0	0/-1	14.26
Mar. 13	@ PHX	INJ		
Mar. 15	@ DAL	INJ		
Mar. 17	Vs PHX	INJ		
Mar. 20	@ EDM	INJ		
Mar. 21	Vs MIN	INJ		
Mar. 25	@ CGY	INJ		
Mar. 26	@ COL	INJ		
Mar. 28	@ MIN	INJ		
Mar. 30	Vs CGY	INJ		
Apr. 1	Vs COL	INJ		
Apr. 3	Vs EDM	INJ		
Apr. 5	Vs CGY	INJ		

## PETTINGER

Oct. 5	@ ATL	0-0	7/1	17.18
Oct. 6	Vs CAR	0-0	1/0	17.51
Oct. 8	@ NYI	0-0	1/0	14.53
Oct. 12	@ NYR	0-0	1/0	17.59
Oct. 13	@ BUF	0-0	1/-1	17.31
Oct. 18	Vs NYI	0-0	2/0	18.10
Oct. 20	Vs PIT	0-0	3/1	14.47
Oct. 24	Vs TBL	0-1	3/1	19.22
Oct. 26	Vs VAN	0-0	0/0	14.45
Oct. 27	@ STL	0-0	1/0	22.50
Oct. 29	@ TOR	1-1	2/1	20.49
Nov. 1	@ NYR	0-0	3/0	19.18
Nov. 2	Vs PHI	0-0	5/-1	16.47
Nov. 5	@ CAR	0-0	2/-1	17.42
Nov. 6	@ ATL	0-0	1/0	16.54
Nov. 8	@ OTT	0-0	0/-1	13.46
Nov. 10	Vs TBL	0-0	2/-1	15.47
Nov. 15	@ FLA	0-0	2/0	14.25
Nov. 16	@ TBL	0-0	1/0	11.14
Nov. 19	Vs FLA	0-0	2/-1	12.37
Nov. 21	Vs ATL	0-0	0/-1	12.04
Nov. 23	@ PHI	0-0	5/-1	13.46
Nov. 24	Vs CAR	0-0	2/-2	14.11
Nov. 28	Vs FLA	0-0	1/0	11.52
Nov. 30	@ CAR	0-0	1/0	11.03
Dec. 1	@ FLA	0-0	4/0	15.16
Dec. 7	@ NJD	0-0	1/0	10.20
Dec. 8	Vs ATL	1-0	1/2	14.56
Dec. 10	Vs NJD	0-0	3/1	19.50
Dec. 12	Vs NYR	0-0	2/0	17.29
Dec. 14	Vs BUF	0-0	1/-1	14.02
Dec. 15	@ TBL	0-1	0/-2	17.02
Dec. 17	@ DET	0-0	2/-1	16.43
Dec. 20	Vs MTL	0-0	3/-1	15.08
Dec. 22	@ NYI	0-0	2/-1	11.44
Dec. 26	Vs TBL	0-0	0/-1	13.31
Dec. 27	@ PIT	0-0	1/0	14.12
Jan. 1	Vs OTT	0-0	4/-1	16.10
Jan. 3	@ BOS	0-0	2/0	11.52
Jan. 5	@ MTL	0-0	3/0	18.35
Jan. 15	Vs OTT	0-0	0/0	9.55
Jan. 17	Vs EDM	0-0	0/0	10.34
Jan. 19	Vs FLA	0-0	1/0	12.59
Jan. 21	@ PIT	0-1	1/0	11.03
Jan. 23	@ TOR	0-0	0/-1	11.28
Jan. 24	Vs TOR	0-0	1/0	11.55
Jan. 29	@ MTL	0-0	2/0	12.27
Jan. 31	Vs MTL	0-0	0/0	10.58
Feb. 2	Vs ATL	0-0	1/0	9.53
Feb. 10	Vs NYR	0-0	2/0	13.51
Feb. 13	@ ATL	0-0	1/0	11.50
Feb. 15	@ FLA	0-0	0/-1	13.57
Feb. 16	@ TBL	0-0	4/1	14.13
Feb. 20	Vs NYI	0-1	2/1	14.48
Feb. 23	@ CAR	0-0	2/0	16.05
Feb. 24	Vs NJD	0-0	3/0	13.16
Feb. 26	Acquired by Vancouver			
Feb. 27	Vs COL	0-0	0/-1	14.47
Feb. 29	Vs CBJ	0-0	1/0	12.43
Mar. 2	@ CHI	0-0	1/0	13.03
Mar. 4	@ COL	0-0	4/0	14.28
Mar. 6	Vs NSH	1-0 (W)	2/2	14.11
Mar. 8	Vs STL	0-0	0/-2	11.34
Mar. 10	@ LA	0-0	3/0	13.21
Mar. 12	@ ANA	0-0	1/0	13.45
Mar. 15	@ PHX	0-0	1/0	12.08
Mar. 15	@ DAL	1-2	2/2	14.06
Mar. 17	Vs PHX	0-0	1/0	14.03
Mar. 20	@ EDM	1-0 (W)	1/1	15.40
Mar. 21	Vs MIN	0-0	0/-1	14.32
Mar. 25	@ CGY	0-0	4/-1	14.42
Mar. 26	@ COL	0-0	0/0	14.15
Mar. 28	@ MIN	0-0	2/0	12.39
Mar. 30	Vs CGY	1-0	3/1	11.30
Apr. 1	Vs COL	0-0	1/0	10.08
Apr. 3	Vs EDM	0-0	1/0	7.19
Apr. 5	Vs CGY	0-0	1/-1	14.28

## PYATT

Oct. 5	Vs SJ	0-0	0/0	12:06
Oct. 6	@ CGY	0-0	4/0	14:07
Oct. 10	Vs PHI	0-0	0/0	17:25
Oct. 12	@ EDM	0-0	1/1	16:40
Oct. 13	Vs EDM	1-0	3/0	16:50
Oct. 15	Vs SJ	1-0	2/-2	15:38
Oct. 19	Vs LA	0-0	1/-1	16:32
Oct. 21	@ CBJ	0-0	0/0	11:22
Oct. 22	@ CAR	0-0	1/0	4:44
Oct. 24	@ DET	0-0	0/0	15:01
Oct. 26	@ WSH	2-0 (W)	4/1	13:25
Oct. 28	Vs DET	0-1	2/0	16:33
Nov. 1	Vs NSH	0-0	1/-1	15:52
Nov. 3	@ COL	0-1	3/-1	15:58
Nov. 8	@ CGY	0-0	0/0	13:50
Nov. 9	Vs COL	0-1	2/1	17:54
Nov. 14	Vs EDM	0-0	2/0	16:11
Nov. 16	Vs MIN	1-0	3/1	15:25
Nov. 18	Vs CGY	0-1	4/0	13:45
Nov. 20	@ EDM	0-0	1/1	11:22
Nov. 21	@ MIN	0-0	2/1	14:35
Nov. 23	@ STL	0-1	2/1	13:27
Nov. 25	Vs CHI	0-0	1/0	12:43
Nov. 27	Vs ANA	0-0	0/0	15:27
Nov. 29	Vs CBJ	0-0	1/0	16:50
Dec. 2	@ MIN	0-1	1/1	16:44
Dec. 5	@ CHI	0-2	1/2	10:27
Dec. 6	@ NSH	1-0	4/0	12:38
Dec. 8	Vs PIT	0-0	4/-1	14:22
Dec. 10	@ LA	1-1	4/-2	18:17
Dec. 12	@ ANA	0-1	1/2	15:51
Dec. 13	@ SJ	0-0	0/0	15:06
Dec. 15	@ EDM	0-0	1/0	15:37
Dec. 18	Vs NJ	0-0	0/0	15:11
Dec. 20	Vs DAL	0-0	4/0	10:56
Dec. 22	@ PHX	0-0	2/0	14:58
Dec. 23	@ COL	1-0	4/0	13:16
Dec. 27	Vs CGY	1-1	1/2	15:19
Dec. 30	Vs ANA	0-0	4/0	17:09
Dec. 31	@ CGY	0-0	3/-1	16:22
Jan. 3	Vs NYR	0-0	1/0	15:52
Jan. 8	Vs NYI	0-1	5/1	18:19
Jan. 10	@ SJ	0-0	4/-1	17:47
Jan. 11	Vs PHX	2-0	4/1	21:34
Jan. 13	@ STL	0-2	1/2	7:58
Jan. 15	@ CBJ	0-0	0/-1	21:13
Jan. 17	@ DET	0-0	3/1	20:55
Jan. 19	Vs LA	0-0	2/-1	19:39
Jan. 21	Vs MIN	1-0	7/0	18:43
Jan. 23	Vs STL	0-0	3/0	24:01
Jan. 29	Vs DAL	0-0	6/1	22:00
Jan. 31	@ TB	1-1	2/1	16:12
Feb. 1	@ FLA	0-0	2/-1	17:07
Feb. 5	@ DAL	0-0	1/-1	17:46
Feb. 7	@ ATL	0-1	2/1	20:12
Feb. 9	Vs COL	0-0	1/0	13:22
Feb. 10	Vs CHI	0-0	1/-1	14:49
Feb. 14	Vs MIN	0-0	1/1	17:09
Feb. 16	Vs EDM	0-0	0/0	4:53
Feb. 19	@ MIN	INJ		
Feb. 21	@ NSH	0-0	4/0	14:05
Feb. 23	Vs DET	0-0	4/0	13:59
Feb. 27	Vs COL	0-1	2/2	19:44
Feb. 29	Vs CBJ	0-1	3/2	18:43
Mar. 2	@ CHI	0-0	1/-2	19:20
Mar. 4	@ COL	0-0	2/0	20:17
Mar. 6	Vs NSH	0-0	2/-1	14:10
Mar. 8	Vs STL	0-2	2/1	16:42
Mar. 10	@ LA	0-0	2/0	18:54
Mar. 12	@ ANA	0-0	1/-2	19:49
Mar. 13	@ PHX	0-0	0/0	15:42
Mar. 15	@ DAL	0-0	3/0	17:08
Mar. 17	Vs PHX	1-0 (W)	3/0	17:24
Mar. 20	@ EDM	1-0	2/1	16:46
Mar. 21	Vs MIN	0-0	1/0	18:54
Mar. 25	@ CGY	0-0	4/-1	15:47
Mar. 26	@ COL	1-0	3/1	17:02
Mar. 28	@ MIN	0-0	3/0	16:17
Mar. 30	Vs CGY	0-1	1/1	16:26
Apr. 1	Vs COL	0-0	1/0	4:39
Apr. 3	Vs EDM	INJ		
Apr. 5	Vs CGY	INJ		

## RAYMOND

Oct. 5	Vs SJ	0-1	3/1	9:37
Oct. 6	@ CGY	DND		
Oct. 10	Vs PHI	0-0	2/-1	12:02
Oct. 12	@ EDM	DND		
Oct. 13	Vs EDM	0-0	1/-1	7:37
Oct. 15	Vs SJ	MIN		
Oct. 19	Vs LA	0-0	1/0	13:24
Oct. 21	@ CBJ	0-0	0/1	11:13
Oct. 22	@ CAR	0-0	2/0	14:43
Oct. 24	@ DET	0-0	1/-1	16:59
Oct. 26	@ WSH	0-0	0/0	11:19
Oct. 28	Vs DET	0-0	1/-1	7:34
Nov. 1	Vs NSH	MIN		
Nov. 3	@ COL	MIN		
Nov. 8	@ CGY	MIN		
Nov. 9	Vs COL	MIN		
Nov. 14	Vs EDM	MIN		
Nov. 16	Vs MIN	MIN		
Nov. 18	Vs CGY	MIN		
Nov. 20	@ EDM	MIN		
Nov. 21	@ MIN	MIN		
Nov. 23	@ STL	MIN		
Nov. 25	Vs CHI	MIN		
Nov. 27	Vs ANA	MIN		
Nov. 29	Vs CBJ	MIN		
Dec. 2	@ MIN	MIN		
Dec. 5	@ CHI	MIN		
Dec. 6	@ NSH	MIN		
Dec. 8	Vs PIT	MIN		
Dec. 10	@ LA	MIN		
Dec. 12	@ ANA	1-1	1/2	10:35
Dec. 13	@ SJ	0-1	1/0	14:58
Dec. 15	@ EDM	0-0	0/0	9:01
Dec. 18	Vs NJ	0-0	3/0	9:43
Dec. 20	Vs DAL	1-0	1/1	5:20
Dec. 22	@ PHX	0-0	1/0	11:35
Dec. 23	@ COL	0-1	2/0	13:36
Dec. 27	Vs CGY	1-1	3/2	11:42
Dec. 30	Vs ANA	0-0	0/0	10:48
Dec. 31	@ CGY	0-0	2/0	13:07
Jan. 3	Vs NYR	0-1	3/1	13:23
Jan. 8	Vs NYI	0-1	3/1	15:44
Jan. 10	@ SJ	0-0	2/0	12:20
Jan. 11	Vs PHX	0-0	0/0	11:02
Jan. 13	@ STL	MIN		
Jan. 15	@ CBJ	MIN		
Jan. 17	@ DET	0-0	3/-1	14:17
Jan. 19	Vs LA	1-0	4/1	15:01
Jan. 21	Vs MIN	0-0	0/-1	11:25
Jan. 23	Vs STL	0-0	3/0	14:08
Jan. 29	Vs DAL	0-0	1/0	12:28
Jan. 31	@ TB	0-1	6/-1	13:47
Feb. 1	@ FLA	1-0	2/1	14:22
Feb. 5	@ DAL	0-1	2/0	11:14
Feb. 7	@ ATL	0-0	2/-1	12:09
Feb. 9	Vs COL	0-1	2/0	16:40
Feb. 10	Vs CHI	0-0	0/0	12:45
Feb. 14	Vs MIN	0-0	2/1	8:23
Feb. 16	Vs EDM	0-0	1/0	12:21
Feb. 19	@ MIN	0-1	1/1	11:58
Feb. 21	@ NSH	1-1	3/1	14:11
Feb. 23	Vs DET	0-0	1/0	11:48
Feb. 27	Vs COL	1-0	1/0	13:35
Feb. 29	Vs CBJ	0-0	1/1	14:21
Mar. 2	@ CHI	0-0	0/0	17:57
Mar. 4	@ COL	DND		
Mar. 6	Vs NSH	1-0	3/0	14:22
Mar. 8	Vs STL	0-0	1/-2	11:42
Mar. 10	@ LA	0-0	1/0	13:16
Mar. 12	@ ANA	1-0	1/-1	15:07
Mar. 13	@ PHX	0-0	3/-1	18:14
Mar. 15	@ DAL	0-0	0/-1	14:38
Mar. 17	Vs PHX	0-0	3/-1	6:08
Mar. 20	@ EDM	INJ		
Mar. 21	Vs MIN	INJ		
Mar. 25	@ CGY	INJ		
Mar. 26	@ COL	INJ		
Mar. 28	@ MIN	INJ		
Mar. 30	Vs CGY	INJ		
Apr. 1	Vs COL	INJ		
Apr. 3	Vs EDM	INJ		
Apr. 5	Vs CGY	INJ		

## SALO

Oct. 5	Vs SJ	INJ		
Oct. 6	@ CGY	INJ		
Oct. 10	Vs PHI	INJ		
Oct. 12	@ EDM	INJ		
Oct. 13	Vs EDM	INJ		
Oct. 15	Vs SJ	INJ		
Oct. 19	Vs LA	INJ		
Oct. 21	@ CBJ	INJ		
Oct. 22	@ CAR	INJ		
Oct. 24	@ DET	0-0	0/0	22:17
Oct. 26	@ WSH	0-0	0/0	23:33
Oct. 28	Vs DET	0-0	2/1	22:18
Nov. 1	Vs NSH	0-0	4/-1	20:54
Nov. 3	@ COL	INJ		
Nov. 8	@ CGY	INJ		
Nov. 9	Vs COL	INJ		
Nov. 14	Vs EDM	INJ		
Nov. 16	Vs MIN	INJ		
Nov. 18	Vs CGY	INJ		
Nov. 20	@ EDM	INJ		
Nov. 21	@ MIN	INJ		
Nov. 23	@ STL	0-0	0/0	17:39
Nov. 25	Vs CHI	0-1	2/1	26:21
Nov. 27	Vs ANA	0-0	4/0	23:47
Nov. 29	Vs CBJ	0-0	0/0	20:53
Dec. 2	@ MIN	0-0	2/0	21:30
Dec. 5	@ CHI	0-0	2/1	22:40
Dec. 6	@ NSH	0-0	0/0	24:24
Dec. 8	Vs PIT	0-0	5/0	21:22
Dec. 10	@ LA	0-0	2/0	23:59
Dec. 12	@ ANA	0-0	3/0	24:50
Dec. 13	@ SJ	0-0	0/0	19:22
Dec. 15	@ EDM	0-0	1/0	24:20
Dec. 18	Vs NJ	0-0	1/1	21:42
Dec. 20	Vs DAL	0-1	2/0	23:46
Dec. 22	@ PHX	0-0	3/1	24:03
Dec. 23	@ COL	0-0	2/-2	24:37
Dec. 27	Vs CGY	1-0	5/1	24:37
Dec. 30	Vs ANA	0-0	2/0	22:48
Dec. 31	@ CGY	0-0	2/0	27:45
Jan. 3	Vs NYR	0-0	1/0	23:58
Jan. 8	Vs NYI	0-0	4/0	24:21
Jan. 10	@ SJ	0-0	1/0	20:21
Jan. 11	Vs PHX	0-0	0/1	27:28
Jan. 13	@ STL	0-1	1/1	28:39
Jan. 15	@ CBJ	0-1	2/0	23:43
Jan. 17	@ DET	0-1	1/1	26:28
Jan. 19	Vs LA	0-0	2/-1	24:00
Jan. 21	Vs MIN	0-0	6/0	24:01
Jan. 23	Vs STL	0-1	1/0	26:47
Jan. 29	Vs DAL	0-0	1/0	22:37
Jan. 31	@ TB	INJ		
Feb. 1	@ FLA	INJ		
Feb. 5	@ DAL	0-1	1/0	28:43
Feb. 7	@ ATL	0-1	2/1	26:19
Feb. 9	Vs COL	1-1	2/-2	24:26
Feb. 10	Vs CHI	0-1	2/0	29:35
Feb. 14	Vs MIN	0-0	1/-3	28:44
Feb. 16	Vs EDM	1-0	3/2	26:40
Feb. 19	@ MIN	0-0	2/1	25:16
Feb. 21	@ NSH	0-0	3/1	24:46
Feb. 23	Vs DET	0-0 (W)	4/2	21:58
Feb. 27	Vs COL	0-0	2/-1	24:28
Feb. 29	Vs CBJ	1-0	1/1	24:25
Mar. 2	@ CHI	0-0	0/0	19:55
Mar. 4	@ COL	0-1	1/0	21:14
Mar. 6	Vs NSH	0-3	2/3	19:14
Mar. 8	Vs STL	0-0	0/2	25:21
Mar. 10	@ LA	0-0	2/0	11:59
Mar. 12	@ ANA	0-0	3/-1	22:15
Mar. 13	@ PHX	0-0	1/-1	21:25
Mar. 15	@ DAL	0-0	2/-1	24:08
Mar. 17	Vs PHX	0-2	1/1	24:45
Mar. 20	@ EDM	0-1	0/1	21:58
Mar. 21	Vs MIN	1-0	6/-1	24:42
Mar. 25	@ CGY	0-0	1/1	25:57
Mar. 26	@ COL	1-0	4/0	21:21
Mar. 28	@ MIN	0-0	1/-1	22:58
Mar. 30	Vs CGY	1-0	3/1	23:56
Apr. 1	Vs COL	0-0	0/-2	22:55
Apr. 3	Vs EDM	0-0	6/-1	27:55
Apr. 5	Vs CGY	0-0	2/0	20:43

## SANFORD

Oct. 5	Vs SJ	DNP		
Oct. 6	@ CGY	DNP		
Oct. 10	Vs PHI	4-17	39	
Oct. 12	@ EDM	DNP		
Oct. 13	Vs EDM	DNP		
Oct. 15	Vs SJ	DNP		
Oct. 19	Vs LA	DNP		
Oct. 21	@ CBJ	1-36	W	60
Oct. 22	@ CAR	DNP		
Oct. 24	@ DET	DNP		
Oct. 26	@ WSH	DNP		
Oct. 28	Vs DET	DNP		
Nov. 1	Vs NSH	DNP		
Nov. 3	@ COL	DNP		
Nov. 8	@ CGY	DNP		
Nov. 9	Vs COL	DNP		
Nov. 14	Vs EDM	DNP		
Nov. 16	Vs MIN	DNP		
Nov. 18	Vs CGY	DNP		
Nov. 20	@ EDM	DNP		
Nov. 21	@ MIN	2-20	W	60
Nov. 23	@ STL	DNP		
Nov. 25	Vs CHI	DNP		
Nov. 27	Vs ANA	DNP		
Nov. 29	Vs CBJ	DNP		
Dec. 2	@ MIN	DNP		
Dec. 5	@ CHI	DNP		
Dec. 6	@ NSH	2-28	W	60
Dec. 8	Vs PIT	DNP		
Dec. 10	@ LA	4-31	L	58
Dec. 12	@ ANA	2-35	W	60
Dec. 13	@ SJ	3-12	L	33
Dec. 15	@ EDM	1-26	O	65
Dec. 18	Vs NJ	DNP		
Dec. 20	Vs DAL	DNP		
Dec. 22	@ PHX	DNP		
Dec. 23	@ COL	DNP		
Dec. 27	Vs CGY	DNP		
Dec. 30	Vs ANA	DNP		
Dec. 31	@ CGY	DNP		
Jan. 3	Vs NYR	DNP		
Jan. 8	Vs NYI	DNP		
Jan. 10	@ SJ	DNP		
Jan. 11	Vs PHX	4-38	L	59
Jan. 13	@ STL	DNP		
Jan. 15	@ CBJ	DNP		
Jan. 17	@ DET	DNP		
Jan. 19	Vs LA	DNP		
Jan. 21	Vs MIN	DNP		
Jan. 23	Vs STL	DNP		
Jan. 29	Vs DAL	3-12		25
Jan. 31	@ TB	DNP		
Feb. 1	@ FLA	DNP		
Feb. 5	@ DAL	DNP		
Feb. 7	@ ATL	DNP		
Feb. 9	Vs COL	1-2		20
Feb. 10	Vs CHI	DNP		
Feb. 14	Vs MIN	DNP		
Feb. 16	Vs EDM	DNP		
Feb. 19	@ MIN	DNP		
Feb. 21	@ NSH	DNP		
Feb. 23	Vs DET	DNP		
Feb. 27	Vs COL	DNP		
Feb. 29	Vs CBJ	DNP		
Mar. 2	@ CHI	DNP		
Mar. 4	@ COL	DNP		
Mar. 6	Vs NSH	DNP		
Mar. 8	Vs STL	DNP		
Mar. 10	@ LA	DNP		
Mar. 12	@ ANA	0-12		36
Mar. 13	@ PHX	DNP		
Mar. 15	@ DAL	DNP		
Mar. 17	Vs PHX	DNP		
Mar. 20	@ EDM	DNP		
Mar. 21	Vs MIN	DNP		
Mar. 25	@ CGY	DNP		
Mar. 26	@ COL	1-14		28
Mar. 28	@ MIN	0-9		27
Mar. 30	Vs CGY	DNP		
Apr. 1	Vs COL	DNP		
Apr. 3	Vs EDM	DNP		
Apr. 5	Vs CGY	4-19		40

## D. SEDIN

Oct. 5	Vs SJ	0-0	2/0	18:18
Oct. 6	@ CGY	1-1 (W)	2/0	19:11
Oct. 10	Vs PHI	0-2	5/-3	15:58
Oct. 12	@ EDM	0-1	3/1	14:30
Oct. 13	Vs EDM	2-0 (W)	2/2	19:08
Oct. 15	Vs SJ	0-1	3/-2	18:08
Oct. 19	Vs LA	0-0	2/-1	18:29
Oct. 21	@ CBJ	0-1	1/0	15:32
Oct. 22	@ CAR	0-0	3/0	20:58
Oct. 24	@ DET	1-0	3/0	19:55
Oct. 26	@ WSH	1-0	3/0	18:57
Oct. 28	Vs DET	0-0	4/-1	21:27
Nov. 1	Vs NSH	0-0	0/0	18:44
Nov. 3	@ COL	2-1 (W)	2/0	19:05
Nov. 8	@ CGY	0-1	1/-1	18:02
Nov. 9	Vs COL	0-1	4/1	17:23
Nov. 14	Vs EDM	0-0	1/0	17:58
Nov. 16	Vs MIN	1-0	2/0	18:41
Nov. 18	Vs CGY	0-2	1/1	17:53
Nov. 20	@ EDM	0-0	0/1	22:12
Nov. 21	@ MIN	0-2	2/2	19:17
Nov. 23	@ STL	0-0	4/-1	20:38
Nov. 25	Vs CHI	1-0	6/1	17:57
Nov. 27	Vs ANA	0-1	4/1	20:27
Nov. 29	Vs CBJ	0-1	3/2	17:09
Dec. 2	@ MIN	0-0	1/0	18:28
Dec. 5	@ CHI	0-1	0/0	16:58
Dec. 6	@ NSH	2-0 (W)	4/0	16:32
Dec. 8	Vs PIT	0-0	3/0	22:50
Dec. 10	@ LA	0-0	5/0	19:52
Dec. 12	@ ANA	1-0	2/0	20:13
Dec. 13	@ SJ	0-0	1/-1	17:48
Dec. 15	@ EDM	0-1	7/1	22:23
Dec. 18	Vs NJ	0-2	2/3	18:16
Dec. 20	Vs DAL	2-0 (W)	6/1	19:56
Dec. 22	@ PHX	1-0	5/0	20:30
Dec. 23	@ COL	0-0	4/0	16:52
Dec. 27	Vs CGY	1-1	3/0	17:45
Dec. 30	Vs ANA	1-0	2/-1	18:12
Dec. 31	@ CGY	1-0	3/1	18:30
Jan. 3	Vs NYR	1-0	2/1	16:58
Jan. 8	Vs NYI	1-0	7/1	20:06
Jan. 10	@ SJ	0-0	2/0	14:15
Jan. 11	Vs PHX	0-1	1/0	19:57
Jan. 13	@ STL	1-2	3/2	20:59
Jan. 15	@ CBJ	1-0	1/0	20:08
Jan. 17	@ DET	0-0	2/1	19:55
Jan. 19	Vs LA	0-1	6/0	20:31
Jan. 21	Vs MIN	0-1	3/-1	17:13
Jan. 23	Vs STL	0-1	3/0	21:43
Jan. 29	Vs DAL	0-2	3/2	22:30
Jan. 31	@ TB	0-1	6/0	20:11
Feb. 1	@ FLA	1-1	7/0	22:02
Feb. 5	@ DAL	0-0	1/1	18:58
Feb. 7	@ ATL	1-0	4/0	17:24
Feb. 9	Vs COL	0-2	3/-2	15:54
Feb. 10	Vs CHI	0-0	5/0	20:08
Feb. 14	Vs MIN	0-0	3/-1	21:58
Feb. 16	Vs EDM	1-1 (W)	3/1	20:48
Feb. 19	@ MIN	1-1 (W)	3/1	22:40
Feb. 21	@ NSH	0-0	0/0	17:51
Feb. 23	Vs DET	0-2	3/1	17:30
Feb. 27	Vs COL	0-0	4/0	21:07
Feb. 29	Vs CBJ	0-0	2/-1	19:45
Mar. 2	@ CHI	0-0	2/-2	12:58
Mar. 4	@ COL	0-0	1/0	21:45
Mar. 6	Vs NSH	0-3	8/0	18:26
Mar. 8	Vs STL	0-0	5/0	20:20
Mar. 10	@ LA	0-0	2/0	19:57
Mar. 12	@ ANA	0-0	4/-2	17:20
Mar. 13	@ PHX	0-0	2/-1	17:49
Mar. 15	@ DAL	0-0	2/0	14:53
Mar. 17	Vs PHX	0-2	6/1	24:42
Mar. 20	@ EDM	1-0	3/0	17:35
Mar. 21	Vs MIN	0-1	2/0	20:43
Mar. 25	@ CGY	1-0	5/1	20:34
Mar. 26	@ COL	1-1	4/0	16:05
Mar. 28	@ MIN	0-0	4/0	19:46
Mar. 30	Vs CGY	0-1	1/0	16:34
Apr. 1	Vs COL	0-1	3/-1	21:48
Apr. 3	Vs EDM	0-0	3/-1	23:43
Apr. 5	Vs CGY	0-0	2/-3	15:54

## H. SEDIN

Oct. 5	Vs SJ	0-0	2/0	18:22
Oct. 6	@ CGY	0-1	4/0	19:32
Oct. 10	Vs PHI	0-2	1/-3	17:47
Oct. 12	@ EDM	1-0	2/1	16:58
Oct. 13	Vs EDM	0-3	1/2	20:08
Oct. 15	Vs SJ	1-0	1/-2	18:52
Oct. 19	Vs LA	0-0	0/-1	20:34
Oct. 21	@ CBJ	0-0	2/0	16:34
Oct. 22	@ CAR	0-0	1/0	21:34
Oct. 24	@ DET	0-1	1/0	17:48
Oct. 26	@ WSH	0-0	3/0	18:56
Oct. 28	Vs DET	0-0	1/-2	19:46
Nov. 1	Vs NSH	0-0	4/0	19:01
Nov. 3	@ COL	0-3	1/1	18:58
Nov. 8	@ CGY	0-1	1/-1	16:48
Nov. 9	Vs COL	2-0 (W)	3/2	18:02
Nov. 14	Vs EDM	0-0	2/0	18:50
Nov. 16	Vs MIN	0-2	5/0	19:27
Nov. 18	Vs CGY	1-1	1/2	17:49
Nov. 20	@ EDM	0-1	0/1	21:45
Nov. 21	@ MIN	0-2	0/2	19:42
Nov. 23	@ STL	0-0	2/-1	19:50
Nov. 25	Vs CHI	0-0	3/1	19:07
Nov. 27	Vs ANA	0-2	4/1	20:16
Nov. 29	Vs CBJ	0-2	1/2	17:00
Dec. 2	@ MIN	0-0	1/0	18:50
Dec. 5	@ CHI	0-0	1/0	15:48
Dec. 6	@ NSH	0-2	1/0	15:28
Dec. 8	Vs PIT	0-0	0/0	21:12
Dec. 10	@ LA	0-0	2/0	21:20
Dec. 12	@ ANA	0-0	2/-1	20:53
Dec. 13	@ SJ	1-0	1/0	17:02
Dec. 15	@ EDM	0-1	1/1	21:29
Dec. 18	Vs NJ	0-3	0/3	16:49
Dec. 20	Vs DAL	0-1	2/1	19:27
Dec. 22	@ PHX	0-1	0/1	20:32
Dec. 23	@ COL	0-0	2/-1	18:34
Dec. 27	Vs CGY	1-1 (W)	2/0	18:37
Dec. 30	Vs ANA	0-2	0/1	18:17
Dec. 31	@ CGY	0-1	0/0	19:29
Jan. 3	Vs NYR	0-1	1/1	18:49
Jan. 8	Vs NYI	0-1	3/1	21:20
Jan. 10	@ SJ	0-0	2/0	14:27
Jan. 11	Vs PHX	0-1	2/1	20:04
Jan. 13	@ STL	1-1	1/2	22:15
Jan. 15	@ CBJ	0-1	3/0	21:49
Jan. 17	@ DET	1-1	2/2	20:19
Jan. 19	Vs LA	0-0	4/-1	19:40
Jan. 21	Vs MIN	0-1	2/0	18:47
Jan. 23	Vs STL	0-2	1/0	23:01
Jan. 29	Vs DAL	1-0	4/0	22:21
Jan. 31	@ TB	0-0	0/-1	20:16
Feb. 1	@ FLA	1-1	3/0	23:23
Feb. 5	@ DAL	0-0	1/0	19:57
Feb. 7	@ ATL	0-0	3/-1	20:41
Feb. 9	Vs COL	1-0	3/-2	16:18
Feb. 10	Vs CHI	0-1	4/1	22:46
Feb. 14	Vs MIN	0-1	0/-2	23:17
Feb. 16	Vs EDM	0-3	1/2	23:54
Feb. 19	@ MIN	0-2	1/1	22:45
Feb. 21	@ NSH	0-0	1/0	19:53
Feb. 23	Vs DET	0-1	1/2	19:23
Feb. 27	Vs COL	0-0	1/0	23:19
Feb. 29	Vs CBJ	0-0	2/-1	22:09
Mar. 2	@ CHI	0-0	0/-2	14:04
Mar. 4	@ COL	0-1	2/0	20:37
Mar. 6	Vs NSH	0-1	4/0	18:43
Mar. 8	Vs STL	1-0	3/1	21:27
Mar. 10	@ LA	0-0	5/0	21:01
Mar. 12	@ ANA	0-0	1/-2	18:04
Mar. 13	@ PHX	0-0	2/-1	18:51
Mar. 15	@ DAL	0-0	0/-1	16:22
Mar. 17	Vs PHX	2-0	4/0	17:53
Mar. 20	@ EDM	0-1	1/1	15:32
Mar. 21	Vs MIN	0-1	0/0	20:52
Mar. 25	@ CGY	0-1	3/1	21:18
Mar. 26	@ COL	0-2	1/-2	16:33
Mar. 28	@ MIN	0-0	1/0	19:39
Mar. 30	Vs CGY	0-2	1/1	16:42
Apr. 1	Vs COL	0-1	3/-2	23:09
Apr. 3	Vs EDM	0-0	2/-1	24:32
Apr. 5	Vs CGY	0-0	0/-3	16:54

## WELLWOOD

Oct. 3	Vs OTT	INJ		
Oct. 4	@ OTT	INJ		
Oct. 6	Vs MTL	INJ		
Oct. 9	Vs CAR	INJ		
Oct. 11	Vs NYI	INJ		
Oct. 13	Vs PIT	INJ		
Oct. 15	@ BUF	INJ		
Oct. 18	Vs FLA	INJ		
Oct. 20	Vs CHI	INJ		
Oct. 23	Vs ATL	INJ		
Oct. 25	@ PIT	INJ		
Oct. 27	@ NYR	INJ		
Oct. 29	Vs WSH	INJ		
Nov. 2	@ NJ	INJ		
Nov. 3	@ MTL	INJ		
Nov. 6	@ OTT	0-0	1/-2	17:27
Nov. 9	@ BUF	0-0	1/0	13:21
Nov. 10	Vs NYR	0-0	1/0	14:05
Nov. 13	Vs MTL	2-0	4/0	16:27
Nov. 15	@ BOS	1-0	4/-2	17:26
Nov. 17	Vs OTT	0-0	0/0	10:56
Nov. 20	Vs BOS	0-0	0/0	13:47
Nov. 23	@ DAL	0-0	2/0	16:06
Nov. 24	@ PHX	1-0	2/1	21:06
Nov. 27	Vs MTL	0-0	2/0	18:41
Nov. 29	@ ATL	0-1	1/1	14:59
Dec. 1	Vs PIT	0-1	2/1	14:49
Dec. 4	Vs NSH	0-0	0/0	14:29
Dec. 6	@ NYR	0-0	0/0	14:28
Dec. 8	Vs BOS	0-0	2/0	14:48
Dec. 10	Vs TB	0-2	1/1	16:47
Dec. 14	@ ATL	0-0	2/0	15:14
Dec. 15	@ MTL	0-0	0/0	16:15
Dec. 18	@ CAR	0-0	0/0	17:14
Dec. 20	@ TB	0-0	1/-1	14:21
Dec. 22	@ FLA	1-0	1/0	15:52
Dec. 26	@ NYI	0-0	1/-1	15:06
Dec. 27	@ PHI	0-1	1/-3	15:51
Dec. 29	Vs NYR	0-0	0/-1	12:17
Jan. 1	Vs TB	DND		
Jan. 3	@ PIT	DND		
Jan. 5	Vs PHI	0-1	3/0	13:20
Jan. 9	@ ANA	0-0	0/-1	12:22
Jan. 10	@ LA	0-1	0/0	13:18
Jan. 12	@ SJ	0-0	1/0	12:54
Jan. 15	Vs CAR	0-0	0/0	5:23
Jan. 17	@ BOS	0-0	0/0	10:07
Jan. 19	Vs BUF	0-0	1/1	7:52
Jan. 20	@ NJ	0-0	0/0	9:00
Jan. 23	Vs WSH	0-0	0/0	7:28
Jan. 24	@ WSH	DND		
Jan. 29	Vs STL	0-0	0/0	10:20
Jan. 31	@ CAR	0-0	0/-1	9:22
Feb. 2	Vs OTT	0-0	1/0	18:22
Feb. 5	Vs FLA	0-0	1/-1	7:29
Feb. 7	@ MTL	1-0 (W)	2/-1	7:20
Feb. 9	Vs DET	0-0	0/0	7:07
Feb. 13	@ BUF	0-0	1/0	7:17
Feb. 14	Vs NYI	DND		
Feb. 16	Vs BOS	0-1	0/1	12:07
Feb. 19	Vs CBJ	0-0	0/0	9:26
Feb. 21	Vs BUF	0-0	0/-1	9:04
Feb. 23	Vs ATL	0-1	1/0	7:46
Feb. 25	@ OTT	0-0	2/0	7:06
Feb. 27	@ FLA	0-1	0/0	10:35
Feb. 29	@ TB	0-0	1/0	13:09
Mar. 1	@ WSH	0-0	1/-1	13:36
Mar. 4	Vs NJ	0-0	2/-1	15:55
Mar. 6	@ BOS	0-0	1/1	12:07
Mar. 8	Vs NJ	0-0	0/0	11:47
Mar. 11	Vs PHI	0-0	1/0	6:44
Mar. 12	@ PHI	0-0	1/1	10:14
Mar. 15	Vs BUF	0-0	1/0	9:55
Mar. 18	@ NYI	1-1	3/0	15:36
Mar. 21	@ BUF	0-0	0/0	10:54
Mar. 22	@ OTT	1-1	2/-1	13:47
Mar. 25	Vs BOS	0-1	0/-1	12:48
Mar. 27	@ BOS	0-0	2/-1	12:37
Mar. 29	Vs MTL	DND		
Apr. 1	Vs BUF	DND		
Apr. 3	Vs OTT	DND		
Apr. 5	@ MTL	DND		

OPPONENTS



WE ARE ALL CANUCKS

## CANUCKS ALL-TIME RECORD VS WESTERN CONFERENCE OPPONENTS

OPP	HOME						ROAD						OVERALL								
	GP	W	L	T/OT	GF	GA	PTS	GP	W	L	T/OT	GF	GA	PTS	GP	W	L	T/OT	GF	GA	PTS
ANA	32	18	12	2	101	75	38	31	14	10	7	88	79	35	63	32	22	9	189	154	73
CGY	111	43	48	20	377	365	106	110	32	63	15	313	421	79	221	75	111	35	690	786	185
CHI	78	40	23	15	234	219	95	77	22	46	9	183	280	53	155	62	69	24	417	499	148
COL	59	23	26	10	191	222	56	59	20	29	10	161	200	50	118	43	55	20	352	422	106
CBJ	14	10	2	2	53	36	22	14	7	4	3	48	34	17	28	17	6	5	101	70	39
DAL	77	35	31	11	268	230	81	77	23	40	14	222	276	60	154	58	71	25	490	506	141
DET	71	32	29	10	254	226	74	72	20	42	10	204	289	50	143	52	71	20	458	515	124
EDM	94	38	41	15	330	354	91	93	31	50	12	295	386	74	187	69	91	27	625	740	165
LA	103	52	33	18	386	321	122	105	35	53	17	325	408	87	208	87	86	35	711	729	209
MIN	22	10	5	7	59	57	27	23	9	11	3	54	65	21	45	19	16	10	113	122	48
NSH	18	12	4	2	64	42	26	19	10	8	1	53	56	21	37	22	12	3	117	98	47
PHX	78	48	19	11	293	215	107	75	29	35	11	260	270	69	153	77	54	22	553	485	176
STL	78	34	35	9	231	246	77	77	23	45	9	215	284	55	155	57	80	18	446	530	132
SJ	38	20	13	5	132	105	45	40	19	16	5	121	116	43	78	39	29	10	253	221	88





## CANUCKS ALL-TIME RECORD VS EASTERN CONFERENCE OPPONENTS

OPP	HOME						ROAD						OVERALL								
	GP	W	L	T/OT	GF	GA	PTS	GP	W	L	T/OT	GF	GA	PTS	GP	W	L	T/OT	GF	GA	PTS
ATL	4	2	1	1	13	7	5	4	3	1	0	14	12	6	8	5	2	1	27	19	11
BOS	52	17	26	9	171	211	43	53	7	38	8	124	219	22	105	24	64	17	295	430	65
BUF	53	26	16	11	197	163	63	53	18	26	9	155	190	45	106	44	42	20	352	353	108
CAR	31	15	10	6	109	84	36	30	12	13	5	101	97	29	61	27	23	11	210	181	65
FLA	10	4	1	5	29	22	13	9	4	3	2	30	25	10	19	8	4	7	59	47	23
MTL	56	15	33	8	152	204	38	54	11	38	5	139	244	27	110	26	71	13	291	448	65
NJ	48	28	9	11	180	130	67	50	23	21	6	159	154	52	98	51	30	17	339	284	119
NYI	48	24	21	3	158	155	51	48	12	25	11	137	175	35	96	36	46	14	295	330	86
NYR	52	16	33	3	166	204	35	55	12	38	5	142	239	29	107	28	71	8	308	443	64
OTT	12	6	5	1	36	28	13	11	5	5	1	26	25	11	23	11	10	2	62	53	24
PHI	52	10	29	13	146	211	33	55	17	36	2	164	238	36	107	27	65	15	310	449	69
PIT	51	23	23	5	181	189	51	51	11	33	7	175	229	29	102	34	56	12	356	418	80
TB	10	8	0	2	45	18	18	10	6	4	0	40	35	12	20	14	4	2	85	53	30
TOR	65	30	22	13	229	219	73	61	22	28	11	201	220	55	126	52	50	24	430	439	128
WSH	40	19	15	6	139	125	44	41	15	21	5	123	134	35	81	34	36	11	262	259	79



## 2007.08 SEASON SUMMARY

3 WINS

1 LOSS

0 OT

### AT VANCOUVER

Dec. 30, 2007	Canucks 2	Ducks 1
Nov. 27, 2007	Canucks 4	Ducks 0

### AT ANAHEIM

Mar. 12, 2008	Canucks 1	Ducks 4
Dec. 12, 2007	Canucks 3	Ducks 2

### GOALS BY PERIOD

	1st	2nd	3rd	OT	TOTAL
CANUCKS	4	5	1	-	10
DUCKS	3	2	2	-	7

### CANUCKS

Power Play: 4-23	17.4%	Penalty Killing: 9-10	90.0%
------------------	-------	-----------------------	-------

CANUCKS	GP	G	A	P	+/-	PIM	PP	SH
Henrik Sedin	4	0	4	4	-1	0	0	0
Daniel Sedin	4	2	1	3	-2	2	1	0
Matt Cooke	3	2	1	3	1	12	0	0
Mason Raymond	3	2	1	3	1	0	1	0
Markus Naslund	4	1	2	3	E	2	0	0
Ryan Kesler	4	2	0	2	-1	2	2	0
Jason Jaffray	2	1	1	2	2	0	0	0
Mattias Ohlund	3	0	2	2	2	0	0	0
Alexander Edler	4	0	1	1	2	2	0	0
Taylor Pyatt	4	0	1	1	E	2	0	0
Aaron Miller	3	0	1	1	E	0	0	0
Brendan Morrison	2	0	1	1	E	0	0	0
Alex Burrows	4	0	0	0	E	6	0	0
Willie Mitchell	4	0	0	0	-1	0	0	0
Byron Ritchie	4	0	0	0	E	2	0	0
Sami Salo	4	0	0	0	-1	2	0	0
Lukas Krajicek	3	0	0	0	-1	2	0	0
Trevor Linden	3	0	0	0	1	0	0	0
Mike Brown	2	0	0	0	E	11	0	0
Brad Isbister	2	0	0	0	E	5	0	0
Kevin Bieksa	1	0	0	0	-1	2	0	0
Luc Bourdon	1	0	0	0	E	0	0	0
Jeff Cowan	1	0	0	0	E	0	0	0
Matt Pettinger	1	0	0	0	E	0	0	0
Ryan Shannon	1	0	0	0	-1	0	0	0
Mike Weaver	1	0	0	0	1	2	0	0

CANUCKS	GPI	MIN	W-L-O	GA	SA	SV	GAA	SV%
Curtis Sanford	2	95	1-0-0	2	47	45	1.26	.957
Roberto Luongo	3	144	2-1-0	5	67	62	2.09	.925

### ATTENDANCE

18,630
18,630

### GOALTENDER

Luongo /Hiller
Luongo/Giguere, Hiller

### W GOAL

Matt Cooke
Markus Naslund

### ATTENDANCE

17,174
17,174

### GOALTENDER

Luongo, Sanford/Hiller
Sanford/Giguere

### W GOAL

Travis Moen
Jason Jaffray

### SHOTS BY PERIOD

	1st	2nd	3rd	OT	TOTAL
CANUCKS	34	47	25	-	106
DUCKS	38	35	41	-	114

### DUCKS

Power Play: 1-10	10.0%	Penalty Killing: 19-23	82.6%
------------------	-------	------------------------	-------

DUCKS	GP	G	A	P	+/-	PIM	PP	SH
Todd Bertuzzi	4	1	1	2	E	0	0	0
Ryan Getzlaf	4	1	1	2	3	12	0	0
Todd Marchant	4	1	1	2	E	2	0	0
Travis Moen	4	1	1	2	E	6	0	1
Chris Pronger	4	1	1	2	1	14	0	0
Chris Kunitz	4	0	2	2	E	0	0	0
Rob Niedermayer	4	1	0	1	E	2	0	0
Doug Weight	2	1	0	1	-1	0	1	0
Sean O'Donnell	4	0	1	1	-1	8	0	0
Mathieu Schneider	4	0	1	1	3	6	0	0
Samuel Pahlsson	3	0	1	1	E	2	0	0
Corey Perry	3	0	1	1	1	6	0	0
Scott Niedermayer	2	0	1	1	1	0	0	0
Teemu Selanne	1	0	1	1	E	0	0	0
Francois Beauchemin	4	0	0	0	-1	7	0	0
Brian Sutherby	4	0	0	0	-1	19	0	0
Kent Huskins	3	0	0	0	-1	0	0	0
Brad May	3	0	0	0	E	0	0	0
Shane Hnidy	2	0	0	0	E	0	0	0
Andy McDonald	2	0	0	0	-2	0	0	0
George Parros	2	0	0	0	E	6	0	0
Bobby Ryan	2	0	0	0	-1	0	0	0
Ryan Carter	1	0	0	0	E	0	0	0
Joe Dipenta	1	0	0	0	-2	0	0	0
Drew Miller	1	0	0	0	E	0	0	0

DUCKS	GPI	MIN	W-L-O	GA	SA	SV	GAA	SV%
Jonas Hiller	3	131	1-1-0	3	59	56	1.38	.949
J-S. Giguere	2	106	0-2-0	7	47	40	3.97	.851

### LAST

	VANCOUVER	ANAHEIM
Last Home Win:	Dec. 30/07 (2-1)	Mar. 12/08 (4-1)
Last Road Win:	Dec. 12/07 (3-2)	Nov. 30/08 (2-1)
Last Shutout:	Nov. 27/07	Nov. 9/06
	Roberto Luongo (4-0)	J-S. Giguere (6-0)
Last Tie Game:	Oct. 24/02 (2-2 at Van)	
Last Shootout:	None	
Last Hat Trick:	Andrew Cassels	None
	Nov. 8/00	
Most Goals:	8 - Mar. 24/00	6 - Three times
Canucks in OT:	2-1-9	



## 2007.08 SEASON SUMMARY

1 WIN

0 LOSSES

0 OT

### AT ATLANTA

Feb. 7, 2008

Canucks 2

Thrashers 1

### GOALS BY PERIOD

	1st	2nd	3rd	OT	TOTAL
CANUCKS	0	0	2	-	2
THRASHERS	0	1	0	-	1

### CANUCKS

Power Play: 1-4 25.0% Penalty Killing: 3-3 100.0%

CANUCKS	GP	G	A	P	+/-	PIM	PP	SH
Alex Burrows	1	1	0	1	1	0	0	0
Daniel Sedin	1	1	0	1	E	0	1	0
Ryan Kesler	1	0	1	1	1	0	0	0
Mattias Ohlund	1	0	1	1	E	2	0	0
Taylor Pyatt	1	0	1	1	1	0	0	0
Samir Salo	1	0	1	1	1	0	0	0
Luc Bourdon	1	0	0	0	1	0	0	0
Matt Cooke	1	0	0	0	-1	2	0	0
Jeff Cowan	1	0	0	0	E	5	0	0
Alexander Edler	1	0	0	0	-1	0	0	0
Jason Jaffray	1	0	0	0	E	0	0	0
Trevor Linden	1	0	0	0	E	0	0	0
Nathan McIver	1	0	0	0	-1	5	0	0
Markus Naslund	1	0	0	0	E	0	0	0
Mason Raymond	1	0	0	0	-1	0	0	0
Byron Ritchie	1	0	0	0	E	4	0	0
Henrik Sedin	1	0	0	0	-1	0	0	0
Mike Weaver	1	0	0	0	E	0	0	0

### CANUCKS

Roberto Luongo 1 60 1-0-0 1 28 27 1.00 .964

### LAST

Last Home Win:

Last Road Win:

Last Shutout:

Last Tie Game:

Last Shootout:

Last Hat Trick:

Most Goals:

Canucks in OT:

### VANCOUVER

Feb. 10/07 (3-2)

Feb. 7/08 (2-1)

Feb. 25/03

Dan Cloutier (8-0)

Oct. 27/00 (1-1 @ ATL)

None

None

8 - Feb. 25/03

VAN 8 vs ATL 0

0-0-1

### ATLANTA

Nov. 22/99 (6-3)

Feb. 13/04 (4-1)

None

Dean Sylvester

Nov. 22/99

6 - Nov. 22/99

VAN 3 @ ATL 6

### ATTENDANCE

16,813

### GOALTENDER

Luongo/Lehtonen

### W GOAL

Alex Burrows

### SHOTS BY PERIOD

	1st	2nd	3rd	OT	TOTAL
CANUCKS	8	9	11	-	28
THRASHERS	7	12	9	-	28

### THRASHERS

Power Play: 0-3 0.0% Penalty Killing: 3-4 75.0%

THRASHERS	GP	G	A	P	+/-	PIM	PP	SH
Pascal Dupuis	1	1	0	1	1	0	0	0
Tobias Enstrom	1	0	1	1	1	0	0	0
Vyacheslav Kozlov	1	0	1	1	1	0	0	0
Eric Boulton	1	0	0	0	E	5	0	0
Garnet Exelby	1	0	0	0	-1	2	0	0
Bobby Holik	1	0	0	0	1	0	0	0
Marian Hossa	1	0	0	0	-1	0	0	0
Ken Klee	1	0	0	0	-1	0	0	0
Ilya Kovalchuk	1	0	0	0	E	0	0	0
Brad Larsen	1	0	0	0	E	0	0	0
Steve McCarthy	1	0	0	0	E	0	0	0
Eric Perrin	1	0	0	0	-1	0	0	0
Mark Popovic	1	0	0	0	E	0	0	0
Mark Recchi	1	0	0	0	E	0	0	0
Jim Slater	1	0	0	0	-1	0	0	0
Chris Thorburn	1	0	0	0	E	7	0	0
Todd White	1	0	0	0	E	4	0	0
Alexei Zhitnik	1	0	0	0	1	2	0	0

### THRASHERS

Kari Lehtonen 1 58 0-1-0 2 28 26 2.05 .929

OPPONENTS



## ALL-TIME RECORD

NO GAMES PLAYED IN 2007.08

	GP	W	L	OT	GF	GA	PTS
Home	52	17	26	9	171	211	43
Away	53	7	38	8	124	219	22
<b>Overall</b>	<b>105</b>	<b>24</b>	<b>64</b>	<b>17</b>	<b>295</b>	<b>430</b>	<b>65</b>

LAST	VANCOUVER	BOSTON
Last Home Win:	Dec. 4/05 (5-2)	Dec. 21/06 (2-0)
Last Road Win:	Mar. 3/03 (6-4)	Oct. 16/02 (6-3)
Last Shutout:	Jan. 15/96 Corey Hirsch (6-0)	Dec. 21/06 Tim Thomas (2-0)
Last Tie Game:	Mar. 15/01 (2-2 @ BOS)	
Last Shootout:	None	
Last Hat Trick:	Ron Sedlbauer Nov. 8/75	Adam Oates Mar. 4/93
Most Goals:	7 – Oct. 15/89 VAN 7 vs BOS 6	9 – Feb. 10/72 VAN 3 @ BOS 9
Canucks in OT:	3-5-8	



TM

**ALL-TIME RECORD**

**NO GAMES PLAYED IN 2007.08**

	GP	W	L	OT	GF	GA	PTS
Home	53	26	16	11	197	163	63
Away	53	18	26	9	155	190	45
<b>Overall</b>	<b>106</b>	<b>44</b>	<b>42</b>	<b>20</b>	<b>352</b>	<b>353</b>	<b>108</b>

**LAST**

Last Home Win:

Last Road Win:

Last Shutout:

Last Tie Game:

Last Shootout:

Last Hat Trick:

Most Goals:

Canucks in OT:

Canucks in SO:

**VANCOUVER**

Jan. 19/06 (4-1)

Feb. 7/03 (4-2)

Oct. 14/00

Felix Potvin (4-0)

Oct. 29/02 (1-1 @ VAN)

Jan. 19/07 (4-3 L @ BUF)

Russ Courtnall

Mar. 6/96

9 – Nov. 19/72

VAN 9 vs BUF 5

1-0-6

0-1

**BUFFALO**

Jan. 19/07 (4-3 SO)

Feb. 28/99 (2-0)

Feb. 28/99

Dwayne Roloson (2-0)

Steve Heinze

Mar. 16/01

8 – Jan. 8/76

VAN 5 @ BUF



## 2007.08 SEASON SUMMARY

5 WINS

3 LOSS

0 OT

### AT VANCOUVER

Apr. 5, 2008	Canucks 1	Flames 7
Mar. 30, 2008	Flames 6	Flames 2
Dec. 27, 2007	Canucks 5	Flames 3
Nov. 18, 2007	Canucks 4	Flames 1

### AT CALGARY

Mar. 25, 2008	Canucks 2	Flames 3
Dec. 31, 2007	Canucks 1	Flames 2
Nov. 8, 2007	Canucks 3	Flames 2
Oct. 6, 2007	Canucks 4	Flames 3 (OT)

### GOALS BY PERIOD

	1st	2nd	3rd	OT	TOTAL
CANUCKS	10	12	3	1	26
FLAMES	9	5	9	0	23

### CANUCKS

Power Play: 10-43 23.3% Penalty Killing: 31-38 81.6%

CANUCKS	GP	G	A	P	+/-	PIM	PP	SH
Daniel Sedin	8	4	6	10	E	0	1	0
Henrik Sedin	8	2	8	10	1	6	1	0
Markus Naslund	8	4	4	8	E	6	3	0
Taylor Pyatt	7	1	3	4	1	19	0	0
Byron Ritchie	8	2	1	3	2	4	0	0
Trevor Linden	6	2	1	3	3	4	0	0
Willie Mitchell	8	1	2	3	E	4	0	0
Brendan Morrison	4	1	2	3	-1	2	1	0
Ryan Kesler	7	0	3	3	-1	4	0	0
Aaron Miller	5	0	3	3	4	2	0	0
Kevin Bieksa	4	0	3	3	-4	0	0	0
Brad Isbister	7	2	0	2	-2	2	0	0
Sami Salo	5	2	0	2	3	4	2	0
Ryan Shannon	4	1	1	2	-2	0	1	0
Mattias Ohlund	2	1	1	2	-1	7	1	0
Mason Raymond	2	1	1	2	2	0	0	0
Alexander Edler	7	0	2	2	E	4	0	0
Alex Burrows	8	1	0	1	1	20	0	0
Matt Pettinger	3	1	0	1	-1	0	0	0
Mike Weaver	7	0	1	1	E	2	0	0
Lukas Krajicek	4	0	1	1	E	4	0	0
Jason Jaffray	2	0	1	1	1	2	0	0
Rick Rypien	1	0	1	1	-1	0	0	0
Matt Cooke	5	0	0	0	-3	7	0	0
Jeff Cowan	5	0	0	0	1	2	0	0
Luc Bourdon	4	0	0	0	E	2	0	0
Mike Brown	2	0	0	0	-1	9	0	0
Nathan McIver	2	0	0	0	-2	2	0	0
Jannik Hansen	1	0	0	0	E	2	0	0

CANUCKS	GPI	MIN	W-L-O	GA	SA	SV	GAA	SV%
Roberto Luongo	8	442	5-3-0	19	227	208	2.58	0.916
Curtis Sanford	1	40	0-0-0	4	19	15	6.00	0.789

### ATTENDANCE

18,630	Luongo, Sanford/Joseph	Kristian Huselius
18,630	Luongo/Kiprusoff, Joseph	Trevor Linden
18,630	Luongo/Kiprusoff, McElhinney	Henrik Sedin
18,630	Luongo/Kiprusoff	Willie Mitchell

### W GOAL

### ATTENDANCE

19,289	Luongo/Kiprusoff	Dion Phaneuf
19,289	Luongo/Kiprusoff	Kristian Huselius
19,289	Luongo/Kiprusoff	Alex Burrows
19,289	Luongo/Kiprusoff	Daniel Sedin

### W GOAL

### SHOTS BY PERIOD

	1st	2nd	3rd	OT	TOTAL
CANUCKS	90	66	55	5	216
FLAMES	67	78	99	2	246

### FLAMES

Power Play: 7-38 18.4% Penalty Killing: 33-43 76.7%

FLAMES	GP	G	A	P	+/-	PIM	PP	SH
Jarome Iginla	8	3	6	9	1	16	1	0
Daymond Langkow	7	3	5	8	2	0	2	0
Alex Tanguay	8	1	5	6	1	6	0	0
Matthew Lombardi	8	2	3	5	-3	6	2	0
Kristian Huselius	7	2	2	4	-2	2	0	0
Eric Nystrom	6	2	2	4	-1	0	0	0
Dion Phaneuf	8	1	3	4	1	23	1	0
Adrian Aucoin	7	1	3	4	1	0	0	0
Wayne Primeau	5	0	4	4	5	4	0	0
David Moss	4	2	1	3	1	0	0	0
Anders Eriksson	8	1	2	3	-4	4	1	0
Robyn Regehr	8	0	3	3	E	8	0	0
Owen Nolan	8	2	0	2	3	6	0	0
Cory Sarich	8	1	1	2	E	26	0	0
Craig Conroy	7	1	1	2	-1	6	0	0
Dustin Boyd	5	1	0	1	-3	2	0	0
David Hale	4	0	1	1	-1	5	0	0
Stephane Yelle	7	0	0	0	-1	0	0	0
Eric Godard	6	0	0	0	-2	8	0	0
Marcus Nilson	6	0	0	0	E	0	0	0
Mark Smith	4	0	0	0	E	5	0	0
James Vandermeer	3	0	0	0	4	9	0	0
Rhett Warrenner	2	0	0	0	-1	0	0	0

FLAMES	GPI	MIN	W-L-O	GA	SA	SV	GAA	SV%
Mikikka Kiprusoff	7	378	2-4-1	23	168	145	3.65	0.863
Curtis Joseph	2	93	1-0-0	3	48	45	1.93	0.938
Curtis McElhinney	1	13	0-0-0	0	0	0	0.00	0

### LAST

	VANCOUVER	CALGARY
Last Home Win:	Mar. 30/08 (6-2)	Mar. 25/08 (3-2)
Last Road Win:	Nov. 8/07 (3-2)	Apr. 5/08 (7-1)
Last Shutout:	Dec. 26/03	Nov. 5/05
	Dan Cloutier (2-0)	Mikikka Kiprusoff (1-0)
Last Tie Game:	Nov. 29/03 (4-4 @ CGY)	
Last Shootout:	Dec. 23/05 (6-5 L @ VAN)	
Last Hat Trick:	Brendan Morrison	Marty McInnis
	Nov. 29/03	Jan. 24/98
Most Goals:	11 - Mar. 1/92	12 - Mar. 12/75
	VAN 11 vs CGY 0	VAN 4 @ ATL 12
Canucks in OT:	6-8-24	
Canucks in SO:	0-1	





## 2007.08 SEASON SUMMARY

0 WINS

1 LOSS

0 OT

### AT VANCOUVER

Oct. 22, 2007 Canucks 1 Hurricanes 3

### GOALS BY PERIOD

	1st	2nd	3rd	OT	TOTAL
CANUCKS	0	0	1	-	1
HURRICANES	0	1	2	-	3

### CANUCKS

Power Play: 0-3 0.0% Penalty Killing: 4-6 66.7%

CANUCKS	GP	G	A	P +/-	PIM	PP	SH
Brendan Morrison	1	1	0	1	E	0	0
Brad Isbister	1	0	1	1	1	5	0
Kevin Bieksa	1	0	0	0	-1	5	0
Alex Burrows	1	0	0	0	E	0	0
Matt Cooke	1	0	0	0	E	2	0
Ryan Kesler	1	0	0	0	E	2	0
Lukas Krajcek	1	0	0	0	1	0	0
Aaron Miller	1	0	0	0	E	0	0
Willie Mitchell	1	0	0	0	-1	2	0
Markus Naslund	1	0	0	0	E	0	0
Mattias Ohlund	1	0	0	0	1	0	0
Taylor Pyatt	1	0	0	0	E	0	0
Mason Raymond	1	0	0	0	E	0	0
Byron Ritchie	1	0	0	0	E	0	0
Rick Rypien	1	0	0	0	-1	7	0
Henrik Sedin	1	0	0	0	E	0	0
Daniel Sedin	1	0	0	0	E	0	0
Mike Weaver	1	0	0	0	E	2	0

CANUCKS	GPI	MIN	W-L-O	GA	SA	SV	GAA	SV%
Roberto Luongo	1	60	0-1-0	2	30	28	2.01	0.933

### LAST

Last Home Win:

Last Road Win:

Last Shutout:

Last Tie Game:

Last Shootout:

Last Hat Trick:

Most Goals:

Canucks in OT:

### VANCOUVER

Dec. 8/06 (4-3 OT)

Nov. 27/02 (3-2)

Feb. 26/99

Garth Snow (1-0)

Nov. 24/99 (1-1 @ CAR)

None

Tony Tanti

Jan. 15/84

8 - Twice

VAN 4 @ HFD 7

6-0-6

### CAROLINA

Oct. 22/07 (3-1)

Oct. 15/99 (4-1)

Jan. 16/96

Sean Burke (3-0)

Sylvain Turgeon

May. 3/85

7 - Mar. 29/87

### ATTENDANCE GOALTENDER

15,532 Luongo/Ward

### W GOAL

Chad Larose

### SHOTS BY PERIOD

	1st	2nd	3rd	OT	TOTAL
CANUCKS	6	8	6	-	20
HURRICANES	16	9	6	-	31

### HURRICANES

Power Play: 2-6 33.3% Penalty Killing: 3-3 100.0%

HURRICANES	GP	G	A	P +/-	PIM	PP	SH
Ray Whitney	1	1	1	2	E	0	1
Rod Brind'Amour	1	0	2	2	E	0	0
Chad Larose	1	1	0	1	1	0	0
Cory Stillman	1	1	0	1	E	0	1
Matt Cullen	1	0	1	1	E	0	0
Craig Adams	1	0	0	0	-1	5	0
Keith Aucoin	1	0	0	0	E	0	0
Ryan Bayda	1	0	0	0	E	0	0
Mike Commodore	1	0	0	0	1	7	0
Tim Gleason	1	0	0	0	E	7	0
Jeffrey Hamilton	1	0	0	0	E	0	0
Bret Hedican	1	0	0	0	-1	2	0
Frantisek Kaberle	1	0	0	0	1	0	0
Trevor Letowski	1	0	0	0	E	0	0
Eric Staal	1	0	0	0	-1	0	0
Niclas Wallin	1	0	0	0	-1	0	0
Glen Wesley	1	0	0	0	E	0	0
Justin Williams	1	0	0	0	1	0	0

HURRICANES	GPI	MIN	W-L-O	GA	SA	SV	GAA	SV%
Cam Ward	1	60	1-0-0	1	20	19	1	0.95

OPPONENTS



## 2007.08 SEASON SUMMARY

3 WINS

1 LOSS

0 OT

### AT VANCOUVER

Feb. 10, 2008  
Nov. 25, 2007

Canucks 3 Blackhaws 2 (SO)  
Canucks 2 Blackhaws 0

### AT CHICAGO

Mar. 2, 2008  
Dec. 5, 2007

Canucks 1 Blackhaws 4  
Canucks 3 Blackhaws 2

### GOALS BY PERIOD

	1st	2nd	3rd	OT	TOTAL
CANUCKS	3	2	3	0	8
BLACKHAWKS	2	2	4	0	8

### CANUCKS

Power Play: 1-20 5.0% Penalty Killing: 18-20 90.0%

CANUCKS	GP	G	A	P	+/-	PIM	PP	SH
Brendan Morrison	2	2	1	3	2	2	1	0
Markus Naslund	4	1	2	3	2	0	0	0
Alex Burrows	4	1	1	2	2	9	0	0
Mattias Ohlund	4	1	1	2	1	0	0	0
Daniel Sedin	4	1	1	2	-1	4	0	0
Taylor Pyatt	4	0	2	2	-1	2	0	0
Sami Salo	4	0	2	2	2	2	0	0
Ryan Kesler	4	1	0	1	E	8	0	0
Byron Ritchie	3	1	0	1	E	10	0	0
Henrik Sedin	4	0	1	1	E	8	0	0
Matt Cooke	3	0	1	1	E	0	0	0
Alexander Edler	4	0	0	0	-3	2	0	0
Brad Isbister	4	0	0	0	-1	0	0	0
Jeff Cowan	3	0	0	0	E	23	0	0
Trevor Linden	3	0	0	0	E	0	0	0
Aaron Miller	3	0	0	0	-1	0	0	0
Willie Mitchell	3	0	0	0	2	2	0	0
Lukas Krajicek	2	0	0	0	1	0	0	0
Mason Raymond	2	0	0	0	E	0	0	0
Ryan Shannon	2	0	0	0	E	0	0	0
Kevin Bieksa	1	0	0	0	E	2	0	0
Luc Bourdon	1	0	0	0	E	0	0	0
Nathan McIver	1	0	0	0	E	4	0	0
Matt Pettinger	1	0	0	0	E	9	0	0
Rick Rypien	1	0	0	0	E	0	0	0
Mike Weaver	1	0	0	0	E	2	0	0

CANUCKS	GPI	MIN	W-L-O	GA	SA	SV	GAA	SV%
Roberto Luongo	4	234	3-1-0	8	98	90	2.05	0.918
Curtis Sanford	1	10	0-0-0	0	2	2	0.00	1.00

### ATTENDANCE

18,630  
18,630

### GOALTENDER

Luongo/Khabibulin  
Luongo/Lalime

### W GOAL

Ryan Shannon  
Brendan Morrison

### ATTENDANCE

19,670  
12,444

### GOALTENDER

Luongo, Sanford/Lalime  
Luongo/Khabibulin

### W GOAL

Patrick Kane  
Brendan Morrison

### SHOTS BY PERIOD

	1st	2nd	3rd	OT	TOTAL
CANUCKS	31	35	24	4	94
BLACKHAWKS	34	31	33	2	100

### BLACKHAWKS

Power Play: 2-20 10.0% Penalty Killing: 19-20 95.0%

BLACKHAWKS	GP	G	A	P	+/-	PIM	PP	SH
Patrick Kane	4	2	1	3	-2	0	1	0
Patrick Sharp	3	2	0	2	E	2	0	0
Cameron Barker	2	1	1	2	2	19	0	0
Duncan Keith	4	0	2	2	-1	2	0	0
Jonathan Toews	4	0	2	2	E	2	0	0
Jason Williams	1	0	2	2	E	0	0	0
Martin Lapointe	3	1	0	1	1	2	0	0
Martin Havlat	2	1	0	1	-1	2	1	0
Andrew Ladd	1	1	0	1	1	0	0	0
James Wisniewski	4	0	1	1	E	9	0	0
Robert Lang	3	0	1	1	-1	2	0	0
Petri Kontiola	2	0	1	1	1	0	0	0
James Vandermeer	2	0	1	1	-1	11	0	0
Ben Eager	1	0	1	1	1	10	0	0
Dustin Byfuglien	4	0	0	0	E	10	0	0
Brent Seabrook	4	0	0	0	1	4	0	0
Adam Burish	3	0	0	0	E	12	0	0
Yanic Perreault	3	0	0	0	-1	2	0	0
Tuomo Ruutu	3	0	0	0	-3	0	0	0
Brent Sopel	3	0	0	0	-3	4	0	0
Craig Adams	2	0	0	0	-1	0	0	0
Rene Bourque	2	0	0	0	3	2	0	0
Jacob Dowell	2	0	0	0	E	6	0	0
Jordan Hendry	2	0	0	0	2	0	0	0
Sergei Samsonov	2	0	0	0	-1	0	0	0
Andrei Zyuzin	2	0	0	0	-2	0	0	0
Bryan Bickell	1	0	0	0	E	0	0	0
Colin Fraser	1	0	0	0	1	0	0	0
Niklas Hjalmarsson	1	0	0	0	E	0	0	0
Kris Versteeg	1	0	0	0	-1	0	0	0

BLACKHAWKS	GPI	MIN	W-L-O	GA	SA	SV	GAA	SV%
Patrick Lalime	2	120	1-1-0	2	38	36	1.00	0.947
Nikolai Khabibulin	2	123	0-1-1	5	55	50	2.43	0.909

### LAST

Last Home Win:  
Last Road Win:  
Last Shutout:

### VANCOUVER

Feb. 10/08 (3-2 SO)  
Dec. 5/07 (3-2)  
Nov. 25/07

### CHICAGO

Mar. 2/08 (4-1)  
Feb. 7/07 (3-0)  
Feb. 7/07

### Last Tie Game:

Nov. 28/01 (3-3 @ CHI)

### Last Shootout:

Feb. 10/08 (3-2 W @ VAN)

### Last Hat Trick:

Stan Smyl  
Dec. 14/86

### Last Tie Game:

Nov. 28/01 (3-3 @ CHI)

### Last Shootout:

Feb. 10/08 (3-2 W @ VAN)

### Last Hat Trick:

Stan Smyl  
Dec. 14/86

### Most Goals:

7 - Dec. 14/86

### Most Goals:

9 - 3 times

### Canucks in OT:

6-4-9

### Canucks in SO:

3-0



## 2007.08 SEASON SUMMARY

2 WINS

5 LOSSES

1 OT

### AT VANCOUVER

Apr. 1, 2008	Canucks 2	Avalanche 4
Feb. 27, 2008	Canucks 2	Avalanche 3 (SO)
Feb. 9, 2008	Canucks 2	Avalanche 6
Nov. 9, 2007	Canucks 2	Avalanche 1 (OT)

### AT COLORADO

Mar. 26, 2008	Canucks 3	Avalanche 6
Mar. 4, 2008	Canucks 1	Avalanche 2
Dec. 23, 2007	Canucks 1	Avalanche 3
Nov. 3, 2007	Canucks 4	Avalanche 3

### GOALS BY PERIOD

	1st	2nd	3rd	OT	TOTAL
CANUCKS	4	8	4	1	17
AVALANCHE	5	12	10	0	27

### CANUCKS

Power Play: 7-35 20.0% Penalty Killing: 26-33 7 8.8%

### CANUCKS

	GP	G	A	P	+/-	PIM	PP	SH
Henrik Sedin	8	3	7	10	-4	4	1	0
Daniel Sedin	8	3	6	9	-2	12	1	0
Taylor Pyatt	8	2	3	5	3	8	1	0
Sami Salo	6	2	2	4	-7	4	1	0
Markus Naslund	8	0	4	4	-5	6	0	0
Mason Raymond	3	1	2	3	E	0	0	0
Ryan Kesler	8	2	0	2	-4	2	1	0
Alex Burrows	8	1	1	2	-1	15	0	0
Willie Mitchell	7	1	1	2	-2	2	0	0
Ryan Shannon	4	1	1	2	E	0	1	0
Alexander Edler	8	0	2	2	-1	4	0	0
Brendan Morrison	3	1	0	1	-1	0	1	0
Trevor Linden	8	0	1	1	-5	2	0	0
Brad Isbister	7	0	1	1	-2	4	0	0
Mattias Ohlund	5	0	1	1	-3	4	0	0
Byron Ritchie	5	0	1	1	-2	0	0	0
Kevin Bieksa	4	0	1	1	-1	2	0	0
Mike Weaver	7	0	0	0	E	4	0	0
Luc Bourdon	5	0	0	0	-1	5	0	0
Matt Cooke	4	0	0	0	-3	0	0	0
Aaron Miller	4	0	0	0	E	2	0	0
Matt Pettinger	4	0	0	0	-1	0	0	0
Jeff Cowan	3	0	0	0	-3	5	0	0
Rick Rypien	3	0	0	0	-2	5	0	0
Jannik Hansen	2	0	0	0	E	0	0	0
Jason Jaffray	2	0	0	0	E	0	0	0
Lukas Krajicek	1	0	0	0	-2	0	0	0
Nathan McIver	1	0	0	0	-2	12	0	0

### CANUCKS

	GPI	MIN	W-L-O	GA	SA	SV	GAA	SV%
Curtis Sanford	2	48	0-0-0	2	16	14	2.49	0.875
Roberto Luongo	8	434	2-5-1	25	211	186	3.46	0.882

### LAST

Last Home Win:  
Last Road Win:  
Last Shutout:

Last Tie Game:  
Last Shootout:  
Last Hat Trick:

### Most Goals:

Canucks in OT:  
Canucks in SO:  
Canucks in SO:

### VANCOUVER

Nov. 9/07 (2-1 OT)  
Nov. 3/07 (4-3)  
Mar. 27/07

Roberto Luongo (3-0)

Mar. 3/04 (5-5 @ COL)  
Feb. 27/08 (2-3 L @ VAN)

Pavel Bure  
Dec. 6/97  
8 - Oct. 12/80  
VAN 8 vs QUE 2

3-4-14  
1-2  
1-1

### COLORADO

Mar. 26/08 (6-3)  
Apr. 1/08 (4-2)  
Dec. 3/91

Ron Tugnutt (3-0)

Milan Hejduk  
Apr. 5/07  
9 - 3 times

### ATTENDANCE

18,630  
18,630  
18,630  
18,630

### GOALTENDER

Luongo/Theodore  
Luongo/Theodore  
Luongo, Sanford/Theodore  
Luongo/Theodore

### W GOAL

Wojtek Wolski  
Joe Sakic  
Marek Svatos  
Henrik Sedin

### ATTENDANCE

17,728  
17,621  
17,186  
18,007

### GOALTENDER

Luongo, Sanford/Theodore  
Luongo/Theodore  
Luongo/Budaj  
Luongo/Budaj

### W GOAL

Milan Hejduk  
John-Michael Liles  
Cody McCormick  
Daniel Sedin

### SHOTS BY PERIOD

	1st	2nd	3rd	OT	TOTAL
CANUCKS	64	71	73	7	215
AVALANCHE	71	95	60	1	227

### AVALANCHE

Power Play: 7-33 21.2% Penalty Killing: 28-35 80.0%

### AVALANCHE

	GP	G	A	P	+/-	PIM	PP	SH
Andrew Brunette	8	2	8	10	4	4	1	0
Milan Hejduk	8	5	3	8	3	6	0	0
Marek Svatos	5	5	3	8	5	2	1	0
John-Michael Liles	8	3	5	8	4	2	3	0
Paul Stastny	7	2	4	6	3	4	0	0
Wojtek Wolski	7	1	5	6	5	2	0	0
Joe Sakic	6	1	4	5	2	0	0	0
Peter Forsberg	3	1	4	5	5	2	0	0
Tyler Arnason	7	1	3	4	2	0	0	0
Ben Guite	8	1	2	3	2	0	0	0
Jaroslav Hlinka	4	0	3	3	2	0	0	0
Ruslan Salei	4	0	2	2	1	2	0	0
Jeff Finger	6	1	0	1	3	2	0	1
Cody McLeod	6	1	0	1	E	14	0	0
Brett Clark	4	1	0	1	1	2	1	0
Jordan Leopold	4	1	0	1	3	0	1	0
Cody McCormick	2	1	0	1	1	15	0	0
Ian Laperriere	8	0	1	1	E	14	0	0
Ryan Smyth	5	0	1	1	-1	14	0	0
T.J. Hensick	2	0	1	1	E	0	0	0
Wyatt Smith	2	0	1	1	1	0	0	0
Scott Hannan	8	0	0	0	6	17	0	0
Kurt Sauer	7	0	0	0	1	8	0	0
David Jones	5	0	0	0	-1	0	0	0
Kyle Cumiskey	3	0	0	0	-1	2	0	0
Adam Foote	3	0	0	0	E	4	0	0
Scott Parker	2	0	0	0	E	0	0	0
Brad Richardson	1	0	0	0	E	0	0	0
Karlis Skrastins	1	0	0	0	1	0	0	0

### AVALANCHE

	GPI	MIN	W-L-O	GA	SA	SV	GAA	SV%
Jose Theodore	6	365	5-0-1	12	171	159	1.97	.930
Peter Budaj	2	118	1-1-0	5	44	39	2.54	.886

OPPONENTS



## 2007.08 SEASON SUMMARY

2 WINS

1 LOSS

1 OT

### AT VANCOUVER

Feb. 29, 2008  
Nov. 29, 2007

Canucks 2 Blue Jackets 3 (OT)  
Canucks 2 Blue Jackets 0

### AT COLUMBUS

Jan. 15, 2008  
Oct. 21, 2007

Canucks 2 Blue Jackets 3  
Canucks 4 Blue Jackets 1

### GOALS BY PERIOD

	1st	2nd	3rd	OT	TOTAL
CANUCKS	4	4	2	0	10
BLUE JACKETS	2	2	2	1	7

### CANUCKS

Power Play: 2-17 11.87% Penalty Killing: 22-25 88.0%

CANUCKS	GP	G	A	P	+/-	PIM	PP	SH
Daniel Sedin	4	1	2	3	1	4	1	0
Henrik Sedin	4	0	3	3	1	4	0	0
Ryan Kesler	4	2	0	2	1	8	0	1
Markus Naslund	4	1	1	2	E	8	0	0
Lukas Krajcek	3	1	1	2	1	6	0	0
Mattias Ohlund	3	1	1	2	4	0	0	0
Sami Salo	3	1	1	2	1	4	0	0
Kevin Bieksa	2	1	0	1	-1	7	1	0
Kris Beech	1	1	0	1	1	0	0	0
Ryan Shannon	1	1	0	1	2	2	0	0
Alex Burrows	4	0	1	1	1	2	0	0
Aaron Miller	4	0	1	1	2	4	0	0
Willie Mitchell	4	0	1	1	-1	4	0	0
Taylor Pyatt	4	0	1	1	1	0	0	0
Matt Cooke	3	0	1	1	3	0	0	0
Byron Ritchie	3	0	1	1	E	10	0	0
Trevor Linden	2	0	1	1	E	0	0	0
Alexander Edler	4	0	0	0	3	4	0	0
Jeff Cowan	3	0	0	0	-1	5	0	0
Rick Rypien	3	0	0	0	-1	5	0	0
Mike Brown	2	0	0	0	E	7	0	0
Brendan Morrison	2	0	0	0	1	2	0	0
Mason Raymond	2	0	0	0	2	0	0	0
Brad Isbister	1	0	0	0	E	0	0	0
Nathan McIver	1	0	0	0	-1	0	0	0
Matt Pettinger	1	0	0	0	E	0	0	0

CANUCKS	GPI	MIN	W-L-O	GA	SA	SV	GAA	SV%
Curtis Sanford	1	60	1-0-0	1	36	35	1.00	0.972
Roberto Luongo	3	179	1-1-1	6	80	74	2.01	0.925

### ATTENDANCE

18,630  
18,630

### GOALTENDER

Luongo/Leclaire  
Luongo/Norrena

### W GOAL

Jason Chimera  
Mattias Ohlund

### ATTENDANCE

13,555  
12,667

### GOALTENDER

Luongo/Leclaire  
Sanford/Leclaire

### W GOAL

Jason Chimera  
Kevin Bieksa

### SHOTS BY PERIOD

	1st	2nd	3rd	OT	TOTAL
CANUCKS	32	22	36	0	90
BLUE JACKETS	34	45	36	1	116

### BLUE JACKETS

Power Play: 3-25 12.0% Penalty Killing: 15-17 88.2%

BLUE JACKETS	GP	G	A	P	+/-	PIM	PP	SH
Nikolai Zherdev	4	1	2	3	-3	0	1	0
Jason Chimera	4	2	0	2	1	2	0	0
Rick Nash	4	2	0	2	E	2	1	0
Ron Hainsey	4	1	1	2	1	2	1	0
David Vyborny	4	0	2	2	-5	4	0	0
Dick Tarnstrom	1	0	2	2	2	2	0	0
Andrew Murray	1	1	0	1	E	0	0	0
Jared Boll	4	0	1	1	E	17	0	0
Dan Fritzsche	4	0	1	1	E	5	0	0
Manny Malhotra	4	0	1	1	-1	4	0	0
Michael Peca	4	0	1	1	E	8	0	0
Jan Hejda	4	0	0	0	-3	0	0	0
Rostislav Klesla	4	0	0	0	E	2	0	0
Gilbert Brule	3	0	0	0	-1	2	0	0
Sergei Fedorov	3	0	0	0	-3	4	0	0
Adam Foote	3	0	0	0	-4	0	0	0
Curtis Glencross	3	0	0	0	-1	0	0	0
Kris Russell	3	0	0	0	E	0	0	0
Ole-Kristian Tollefsen	3	0	0	0	-1	7	0	0
Jiri Novotny	2	0	0	0	-2	0	0	0
Derick Brassard	1	0	0	0	E	0	0	0
Derek MacKenzie	1	0	0	0	E	2	0	0
Marc Methot	1	0	0	0	1	0	0	0
Fredrik Modin	1	0	0	0	-1	0	0	0
Aaron Rome	1	0	0	0	-2	0	0	0
Jody Shelley	1	0	0	0	E	7	0	0

BLUE JACKETS	GPI	MIN	W-L-O	GA	SA	SV	GAA	SV%
Fredrik Norrena	1	59	0-1-0	2	21	19	2.02	0.905
Pascal Leclaire	3	180	2-1-0	7	68	61	2.34	0.897

### LAST

Last Home Win:  
Last Road Win:  
Last Shutout:

### VANCOUVER

Nov. 29/07 (2-0)  
Oct. 21/07 (4-1)  
Nov. 29/07

### COLUMBUS

Jan. 15/08 (3-2)  
Feb. 29/08 (3-2 OT)  
None

### LAST TIE GAME:

Feb. 5/03 (4-4 @ CBJ)

### LAST SHOOTOUT:

Jan. 30/07 (3-2 L @ VAN)

### LAST HAT TRICK:

None

### MOST GOALS:

7 - Twice

### CANUCKS IN OT:

2-2-3

### CANUCKS IN SO:

0-1



## 2007.08 SEASON SUMMARY

## 2 WINS

## 1 LOSS

## 1 OT

## AT VANCOUVER

Jan. 29, 2008

Canucks 3 Stars 4

Dec. 20, 2007

Canucks 3 Stars 2

## AT DALLAS

Mar. 15, 2008

Canucks 4 Stars 3

Feb. 5, 2008

Canucks 2 Stars 3 (SO)

## GOALS BY PERIOD

	1st	2nd	3rd	OT	TOTAL
CANUCKS	5	2	5	0	12
STARS	3	5	3	0	11

## CANUCKS

Power Play: 2-21

9.5%

Penalty Killing: 25-28

89.3%

CANUCKS	GP	G	A	P	+/-	PIM	PP	SH
Markus Naslund	4	4	3	7	3	0	1	0
Daniel Sedin	4	2	2	4	4	0	1	0
Brendan Morrison	1	1	2	3	2	2	0	0
Matt Pettinger	1	1	2	3	2	0	0	0
Mattias Ohlund	2	0	3	3	E	2	0	0
Ryan Kesler	4	2	0	2	-3	0	1	0
Mason Raymond	4	1	1	2	E	2	0	0
Henrik Sedin	4	1	1	2	E	2	0	0
Sami Salo	4	0	2	2	-1	4	0	0
Alexander Edler	4	0	1	1	1	2	0	0
Matt Cooke	3	0	1	1	E	4	0	0
Byron Ritchie	3	0	1	1	E	2	0	0
Aaron Miller	2	0	1	1	1	0	0	0
Alex Burrows	4	0	0	0	-1	6	0	0
Trevor Linden	4	0	0	0	-1	0	0	0
Taylor Pyatt	4	0	0	0	E	6	0	0
Jeff Cowan	3	0	0	0	E	7	0	0
Mike Weaver	3	0	0	0	1	0	0	0
Luc Bourdon	2	0	0	0	1	0	0	0
Jason Jaffray	2	0	0	0	1	0	0	0
Nathan McIver	2	0	0	0	E	5	0	0
Willie Mitchell	2	0	0	0	E	0	0	0
Kevin Bieksa	1	0	0	0	1	6	0	0
Mike Brown	1	0	0	0	E	0	0	0
Zach FitzGerald	1	0	0	0	E	0	0	0
Brad Isbister	1	0	0	0	E	0	0	0
Lukas Krajicek	1	0	0	0	E	0	0	0
Rick Rypien	1	0	0	0	E	0	0	0

CANUCKS	GPI	MIN	W-L-O	GA	SA	SV	GAA	SV%
Drew MacIntyre	1	34	0-1-0	1	11	10	1.78	0.909
Roberto Luongo	3	185	2-0-1	7	107	100	2.27	0.935
Curtis Sanford	1	25	0-0-0	3	12	9	7.22	0.750

## LAST

Last Home Win:

Last Road Win:

Last Shutout:

Last Tie Game:

Last Shootout:

Last Hat Trick:

Most Goals:

Canucks in OT:

Canucks in SO:

## VANCOUVER

Dec. 20/07 (3-2)

Mar. 15/08 (4-3)

Jan. 10/99

Corey Hirsch (2-0)

Mar. 8/00 (3-3 at DAL)

Feb. 5/08 (2-3 L at DAL)

Todd Bertuzzi

Mar. 17/03

9 - Three times

1-4-11

1-0

## DALLAS

Feb. 5/08 (3-2-50)

Jan. 29/08 (4-3)

Mar. 18/04

Marty Turco (3-0)

Brian Bellows

Nov. 23/90

10 - Twice

## ATTENDANCE

18,630

18,630

## GOALTENDER

Sanford, MacIntyre/Turco

Luongo/Turco

## W GOAL

Steve Ott

Daniel Sedin

## ATTENDANCE

18,584

17,642

## GOALTENDER

Luongo/Turco, Holmqvist

Luongo/Turco

## W GOAL

Brendan Morrison

Brenden Morrow

## SHOTS BY PERIOD

	1st	2nd	3rd	OT	TOTAL
CANUCKS	38	40	36	2	116
STARS	40	44	46	0	130

## STARS

Power Play: 3-28

10.7%

Penalty Killing: 19-21

90.5%

## STARS

STARS	GP	G	A	P	+/-	PIM	PP	SH
Mike Ribeiro	4	0	6	6	E	4	0	0
Brenden Morrow	4	1	3	4	E	11	0	0
Mike Modano	4	2	1	3	E	2	1	0
Stephane Robidas	4	1	2	3	E	4	1	0
Jere Lehtinen	2	1	1	2	1	0	1	0
Loui Eriksson	4	0	2	2	-2	0	0	0
Niklas Hagman	4	0	2	2	2	4	0	0
Jeff Halpern	3	0	2	2	E	0	0	0
Trevor Daley	4	1	0	1	-5	0	0	0
Antti Miettinen	4	1	0	1	-1	0	1	0
Jussi Jokinen	3	1	0	1	1	0	0	0
Joel Lundqvist	3	1	0	1	-3	0	0	0
Steve Ott	3	1	0	1	-2	0	0	1
Brad Richards	1	1	0	1	1	0	0	0
Mattias Norstrom	4	0	1	1	2	4	0	0
Krystofer Barch	4	0	0	0	-2	5	0	0
Stu Barnes	4	0	0	0	-3	0	0	0
Nicklas Grossman	4	0	0	0	2	0	0	0
Matt Niskanen	4	0	0	0	1	0	0	0
Mark Fistric	3	0	0	0	-2	2	0	0
Brad Winchester	1	0	0	0	E	0	0	0
Sergei Zubov	1	0	0	0	-2	0	0	0

STARS	GPI	MIN	W-L-O	GA	SA	SV	GAA	SV%
Marty Turco	4	223	2-2-0	9	104	95	2.43	0.913
Johan Holmqvist	1	20	0-0-0	3	12	9	9.00	0.750



## 2007.08 SEASON SUMMARY

3 WINS

1 LOSS

0 OT

### AT VANCOUVER

Feb. 23, 2008  
Oct. 28, 2007

Canucks 4  
Canucks 2

Red Wings 1  
Red Wings 3

### AT DETROIT

Jan. 17, 2008  
Oct. 24, 2007

Canucks 2  
Canucks 2

Red Wings 3 (SO)  
Red Wings 3

### GOALS BY PERIOD

	1st	2nd	3rd	OT	TOTAL
CANUCKS	2	5	3	0	10
RED WINGS	5	4	0	0	9

### CANUCKS

Power Play: 2-15 13.3% Penalty Killing: 14-16 87.5%

### CANUCKS

	GP	G	A	P	+/-	PIM	PP	SH
Henrik Sedin	4	1	3	4	2	4	0	0
Ryan Kesler	4	2	1	3	2	2	0	0
Daniel Sedin	4	1	2	3	1	0	1	0
Matt Cooke	4	2	0	2	1	0	0	0
Markus Naslund	4	2	0	2	E	2	0	0
Alexander Edler	4	1	1	2	2	2	0	0
Sami Salo	4	1	1	2	4	0	1	0
Willie Mitchell	4	0	2	2	1	2	0	0
Alex Burrows	4	0	1	1	E	4	0	0
Taylor Pyatt	4	0	1	1	1	2	0	0
Mattias Ohlund	3	0	1	1	2	2	0	0
Lukas Krajicek	2	0	1	1	-2	0	0	0
Trevor Linden	2	0	1	1	1	0	0	0
Brendan Morrison	2	0	1	1	E	0	0	0
Brad Isbister	4	0	0	0	1	0	0	0
Mason Raymond	4	0	0	0	-3	0	0	0
Byron Ritchie	4	0	0	0	-3	4	0	0
Aaron Miller	3	0	0	0	-3	2	0	0
Kevin Bieksa	2	0	0	0	-2	4	0	0
Jeff Cowan	2	0	0	0	E	2	0	0
Mike Weaver	2	0	0	0	E	2	0	0
Rick Rypien	1	0	0	0	E	0	0	0
Ryan Shannon	1	0	0	0	E	0	0	0

### CANUCKS

	GPI	MIN	W-L-O	GA	SA	SV	GAA	SV%
Roberto Luongo	4	242	1-2-1	9	149	140	2.23	.940

### ATTENDANCE

18,630  
18,630

### GOALTENDER

Luongo/Howard  
Luongo/Osgood

### W GOAL

Sami Salo  
Jiri Hudler

### ATTENDANCE

18,878  
17,015

### GOALTENDER

Luongo/Hasek  
Luongo/Hasek

### W GOAL

Henrik Zetterberg  
Tomas Holmstrom

### SHOTS BY PERIOD

	1st	2nd	3rd	OT	TOTAL
CANUCKS	34	39	34	0	107
RED WINGS	50	57	37	5	149

### RED WINGS

Power Play: 2-16 12.5% Penalty Killing: 13-15 86.7%

### RED WINGS

	GP	G	A	P	+/-	PIM	PP	SH
Tomas Holmstrom	4	3	1	4	E	4	1	0
Mikael Samuelsson	4	1	3	4	4	2	0	0
Pavel Datsyuk	4	1	2	3	-2	0	1	0
Daniel Cleary	3	2	0	2	-1	4	0	0
Valtteri Filppula	4	0	2	2	3	0	0	0
Henrik Zetterberg	4	0	2	2	-1	2	0	0
Nicklas Lidstrom	3	0	2	2	1	2	0	0
Brian Rafalski	3	0	2	2	1	0	0	0
Jiri Hudler	4	1	0	1	1	0	0	0
Matt Ellis	2	1	0	1	E	2	0	0
Kris Draper	4	0	1	1	-4	6	0	0
Andreas Lilja	4	0	1	1	E	0	0	0
Chris Chelios	3	0	1	1	E	0	0	0
Derek Meech	2	0	1	1	E	0	0	0
Aaron Downey	4	0	0	0	E	2	0	0
Tomas Kopecky	4	0	0	0	2	2	0	0
Brett Lebda	4	0	0	0	-1	6	0	0
Kirk Maltby	4	0	0	0	-4	2	0	0
Johan Franzen	2	0	0	0	E	0	0	0
Niklas Kronvall	2	0	0	0	E	0	0	0
Dallas Drake	1	0	0	0	-1	0	0	0
Jonathan Ericsson	1	0	0	0	-3	0	0	0
Kyle Quincey	1	0	0	0	E	2	0	0
Garrett Stafford	1	0	0	0	E	0	0	0

### RED WINGS

	GPI	MIN	W-L-O	GA	SA	SV	GAA	SV%
Dominik Hasek	2	125	2-0-0	4	43	39	1.92	.907
Chris Osgood	1	60	1-0-0	2	29	27	2.00	.931
James Howard	1	60	0-1-0	4	35	31	4.00	.886

### LAST

Last Home Win: Feb. 23/08 (4-1)  
Last Road Win: Nov. 22/06 (4-3 OT)  
Last Shutout: Dec. 15/01  
Last Tie Game: Mar. 13/01 (2-2 @ DET)  
Last Shootout: Jan. 17/08 (3-2 L @ DET)  
Last Hat Trick: Todd Bertuzzi  
Nov. 13/05  
Most Goals: 9 - Twice

### VANCOUVER

Feb. 23/08 (4-1)  
Nov. 22/06 (4-3 OT)  
Dec. 15/01  
Mar. 13/01 (2-2 @ DET)  
Jan. 17/08 (3-2 L @ DET)  
Todd Bertuzzi  
Apr. 5/94  
9 - Twice

### DETROIT

Jan. 17/08 (3-2 SO)  
Oct. 28/07 (3-2)  
Jan. 14/98  
Chris Osgood (4-0)  
Dino Cicarelli  
11-Feb. 27/85  
VAN 5 @ DET 11

Canucks in OT: 2-2-10  
Canucks in SO: 0-1





## 2007.08 SEASON SUMMARY

## 6 WINS

## 2 LOSSES

## 0 OT

## AT VANCOUVER

Apr. 3, 2008	Canucks 1	Oilers 2
Feb. 16, 2008	Canucks 4	Oilers 2
Nov. 14, 2007	Canucks 0	Oilers 1 (SO)
Oct. 13, 2007	Canucks 4	Oilers 1

## AT EDMONTON

Mar. 20, 2008	Canucks 4	Oilers 1
Dec. 15, 2007	Canucks 1	Oilers 2 (SO)
Nov. 20, 2007	Canucks 4	Oilers 5 (SO)
Oct. 12, 2007	Canucks 5	Oilers 2

## GOALS BY PERIOD

	1st	2nd	3rd	OT	TOTAL
CANUCKS	5	9	9	0	23
OILERS	5	4	4	0	13

## CANUCKS

Power Play: 4-32 12.5% Penalty Killing: 31-36 86.1%

CANUCKS	GP	G	A	P	+/-	PIM	PP	SH
Henrik Sedin	8	1	9	10	7	4	0	0
Daniel Sedin	8	4	3	7	5	6	1	0
Markus Naslund	8	3	4	7	5	4	1	0
Alex Burrows	8	4	1	5	1	27	1	2
Brendan Morrison	5	2	2	4	2	2	0	0
Kevin Bieksa	4	0	4	4	4	0	0	0
Ryan Kesler	8	0	3	3	7	13	0	0
Taylor Pyatt	7	2	0	2	3	2	0	0
Alexander Edler	6	1	1	2	3	8	0	0
Mattias Ohlund	5	1	1	2	2	8	0	0
Rick Rypien	4	1	1	2	1	0	0	0
Sami Salo	4	1	1	2	2	2	1	0
Ryan Shannon	3	0	2	2	1	4	0	0
Trevor Linden	7	1	0	1	1	7	0	1
Brad Isbister	5	1	0	1	E	14	0	0
Matt Pettinger	2	1	0	1	1	0	0	0
Willie Mitchell	8	0	1	1	4	23	0	0
Jeff Cowan	5	0	1	1	E	9	0	0
Byron Ritchie	7	0	0	0	-2	14	0	0
Mike Weaver	7	0	0	0	3	17	0	0
Matt Cooke	5	0	0	0	-2	0	0	0
Aaron Miller	5	0	0	0	2	0	0	0
Luc Bourdon	4	0	0	0	1	7	0	0
Lukas Krajcek	4	0	0	0	2	6	0	0
Mason Raymond	3	0	0	0	-1	0	0	0
Mike Brown	1	0	0	0	E	2	0	0
Jannik Hansen	1	0	0	0	E	0	0	0
Jason Jaffray	1	0	0	0	E	5	0	0
Nathan McIver	1	0	0	0	E	5	0	0

CANUCKS	GPI	MIN	W-L-O	GA	SA	SV	GAA	SV%
Curtis Sanford	1	65	0-0-1	1	26	25	0.92	0.962
Roberto Luongo	7	429	4-1-2	12	187	175	1.68	0.936

## LAST

Last Home Win:

Last Road Win:

Last Shutout:

Last Tie Game:

Last Shootout:

Last Hat Trick:

Most Goals:

Canucks in OT:

Canucks in SO:

## VANCOUVER

Feb. 16/08 (4-2)

Mar. 20/08 (4-1)

Dec. 20/03

Dan Cloutier (3-0)

Jan. 30/03 (3-3 @ VAN)

Dec. 15/07 (2-1 @ EDM)

Daniel Sedin

Feb. 6/07

9 - Nov. 21/92

VAN 9 vs EDM 0

12-6-18

1-4

## EDMONTON

Dec. 15/07 (2-1 SO)

Apr. 3/08 (2-1)

Nov. 14/07

Mathieu Garon (1-0 SO)

Mike Grier

Mar. 20/99

13 - Nov. 8/85

VAN 0 @ EDM 13

## ATTENDANCE

18,630	Luongo/Roloson
18,630	Luongo/Garon
18,630	Luongo/Garon
18,630	Luongo/Roloson

## GOALTENDER

16,839	Luongo/Roloson
16,839	Sanford/Garon
16,839	Luongo/Garon
16,839	Luongo/Roloson, Garon

## W GOAL

Jarret Stoll
Daniel Sedin
Alas Hemskey
Daniel Sedin

## ATTENDANCE

16,839	Luongo/Roloson
16,839	Sanford/Garon
16,839	Luongo/Garon
16,839	Luongo/Roloson, Garon

## GOALTENDER

16,839	Luongo/Roloson
16,839	Sanford/Garon
16,839	Luongo/Garon
16,839	Luongo/Roloson, Garon

## W GOAL

Matt Pettinger
Fernando Pisani
Shawn Horcoff
Alex Burrows

## SHOTS BY PERIOD

	1st	2nd	3rd	OT	TOTAL
CANUCKS	72	66	62	9	209
OILERS	78	69	61	5	213

## OILERS

Power Play: 5-36 13.9% Penalty Killing: 28-32 87.5%

OILERS	GP	G	A	P	+/-	PIM	PP	SH
Tom Gilbert	8	2	2	4	-3	0	1	0
Shawn Horcoff	5	2	2	4	-4	2	1	0
Marty Reasoner	8	3	0	3	-1	0	0	0
Andrew Cogliano	8	1	2	3	-6	2	0	1
Sam Gagner	8	0	3	3	-7	5	0	0
Alas Hemskey	7	0	3	3	-6	0	0	0
Dustin Penner	8	1	1	2	-4	12	1	0
Jarret Stoll	8	1	1	2	-4	6	1	0
Kyle Brodziak	6	1	1	2	3	15	0	0
Sheldon Souray	3	1	1	2	-2	9	0	0
Raffi Torres	4	1	0	1	-3	4	1	0
Steve Staios	8	0	1	1	-3	20	0	0
Robert Nilsson	7	0	1	1	-2	0	0	0
Denis Grebeshkov	6	0	1	1	1	2	0	0
Geoff Sanderson	6	0	1	1	-1	2	0	0
Zachery Stortini	6	0	1	1	2	37	0	0
Joni Pitkanen	5	0	1	1	-7	10	0	0
Fernando Pisani	4	0	1	1	-1	2	0	0
Marc-Antoine Pouliot	3	0	1	1	E	0	0	0
Ladislav Smid	6	0	0	0	-2	16	0	0
Matt Greene	5	0	0	0	-1	15	0	0
Dick Tarnstrom	4	0	0	0	-2	4	0	0
Curtis Glencross	3	0	0	0	2	15	0	0
Allan Rourke	2	0	0	0	-1	0	0	0
Mathieu Roy	2	0	0	0	-1	15	0	0
Jean-Francois Jacques	1	0	0	0	E	0	0	0
Ethan Moreau	1	0	0	0	-2	2	0	0
Rob Schremp	1	0	0	0	-1	0	0	0
Patrick Thoresen	1	0	0	0	-1	0	0	0

OILERS	GPI	MIN	W-L-O	GA	SA	SV	GAA	SV%
Mathieu Garon	5	276	3-2-0	11	119	108	2.39	0.908
Dwayne Roloson	4	216	1-2-0	11	89	78	3.05	0.876



## 2007.08 SEASON SUMMARY

## 0 WINS

## 0 LOSSES

## 1 OT

## AT VANCOUVER

Feb. 1, 2008

Panthers 4 Canucks 3 (SO)

GOALS BY PERIOD	1st	2nd	3rd	OT	TOTAL
CANUCKS	1	1	1	0	3
PANTHERS	0	2	1	0	3

## CANUCKS

Power Play: 1-4 25.0% Penalty Killing: 5-6 83.3%

CANUCKS	GP	G	A	P	+/-	PIM	PP	SH
Henrik Sedin	1	1	1	2	E	0	0	0
Daniel Sedin	1	1	1	2	E	2	1	0
Markus Naslund	1	0	2	2	E	0	0	0
Mason Raymond	1	1	0	1	1	0	0	0
Matt Cooke	1	0	1	1	1	2	0	0
Jason Jaffray	1	0	1	1	1	2	0	0
Luc Bourdon	1	0	0	0	1	0	0	0
Mike Brown	1	0	0	0	E	2	0	0
Alex Burrows	1	0	0	0	E	0	0	0
Jeff Cowan	1	0	0	0	E	0	0	0
Alexander Edler	1	0	0	0	E	0	0	0
Ryan Kesler	1	0	0	0	E	7	0	0
Nathan McLver	1	0	0	0	-2	0	0	0
Aaron Miller	1	0	0	0	E	2	0	0
Mattias Ohlund	1	0	0	0	E	0	0	0
Taylor Pyatt	1	0	0	0	-1	0	0	0
Byron Ritchie	1	0	0	0	-1	0	0	0
Mike Weaver	1	0	0	0	E	0	0	0

CANUCKS	GPI	MIN	W-L-O	GA	SA	SV	GAA	SV%
Roberto Luongo	1	65	0-0-1	3	43	40	2.78	0.93

## ATTENDANCE

18,630

## GOALTENDER

Luongo/Vokoun

## W GOAL

Nathan Horton

SHOTS BY PERIOD	1st	2nd	3rd	OT	TOTAL
CANUCKS	10	12	5	5	32
PANTHERS	9	16	15	3	43

## PANTHERS

Power Play: 1-6 16.7% Penalty Killing: 3-4 75.0%

PANTHERS	GP	G	A	P	+/-	PIM	PP	SH
Stephen Weiss	1	1	1	2	1	0	0	0
Ruslan Salei	1	0	2	2	E	0	0	0
Nathan Horton	1	1	0	1	1	0	0	0
Jozef Stumpel	1	1	0	1	-1	2	1	0
Bryan Allen	1	0	1	1	E	0	0	0
Olli Jokinen	1	0	1	1	E	5	0	0
Steve Montador	1	0	1	1	1	0	0	0
David Booth	1	0	0	0	E	2	0	0
Jay Bouwmeester	1	0	0	0	E	2	0	0
Gregory Campbell	1	0	0	0	-1	0	0	0
Jassen Cullimore	1	0	0	0	E	0	0	0
Radek Dvorak	1	0	0	0	-1	0	0	0
Tanner Glass	1	0	0	0	E	0	0	0
Kamil Kreps	1	0	0	0	E	0	0	0
Brett McLean	1	0	0	0	E	0	0	0
Branislav Mezei	1	0	0	0	-1	2	0	0
Cory Murphy	1	0	0	0	E	0	0	0
Richard Zednik	1	0	0	0	1	0	0	0

PANTHERS	GPI	MIN	W-L-O	GA	SA	SV	GAA	SV%
Tomas Vokoun	1	65	1-0-0	3	32	29	2.77	0.906

## LAST

Last Home Win: Jan. 7/07 (4-3 SO)  
 Last Road Win: Nov. 30/02 (5-2)  
 Last Shutout: Oct. 23/98

Garth Snow (5-0)  
 Last Tie Game: Jan. 11/04 (2-2 @ VAN)  
 Last Shootout: Feb. 1/08 (3-4 L @ FLA)  
 Last Hat Trick: None

Most Goals: 7 - Jan. 3/96  
 VAN 7 @ FLA 2

Canucks in OT: 1-0-8  
 Canucks in SO: 1-1

## FLORIDA

Feb. 1/08 (4-3 SO)  
 Mar. 7/94 (2-1)

None  
 Ray Sheppard  
 Mar. 13/97  
 5 - Twice



## 2007.08 SEASON SUMMARY

## 1 WIN

## 3 LOSSES

## 0 OT

## AT VANCOUVER

Jan. 19, 2008	Canucks 3	Kings 4
Oct. 19, 2008	Canucks 2	Kings 4

## AT LOS ANGELES

Mar. 10, 2008	Canucks 2	Kings 1 (OT)
Dec. 10, 2007	Canucks 2	Kings 4

## GOALS BY PERIOD

	1st	2nd	3rd	OT	TOTAL
CANUCKS	2	2	4	1	9
KINGS	3	6	4	0	13

## CANUCKS

Power Play: 2-17	11.8%	Penalty Killing: 13-15	86.7%
------------------	-------	------------------------	-------

CANUCKS	GP	G	A	P	+/-	PIM	PP	SH
Ryan Kesler	4	2	2	4	1	0	0	0
Alex Burrows	4	0	3	3	2	10	0	0
Mattias Ohlund	4	1	1	2	-1	0	0	0
Taylor Pyatt	4	1	1	2	-4	5	1	0
Markus Naslund	4	0	2	2	-1	0	0	0
Brendan Morrison	3	0	2	2	-4	0	0	0
Brad Isbister	4	1	0	1	-2	0	0	0
Matt Cooke	3	1	0	1	-2	2	0	0
Alexander Edler	3	1	0	1	-1	2	1	0
Mason Raymond	3	1	0	1	1	0	0	0
Trevor Linden	2	1	0	1	E	0	0	0
Daniel Sedin	4	0	1	1	-1	2	0	0
Lukas Krajcek	3	0	1	1	-1	0	0	0
Aaron Miller	3	0	1	1	-2	2	0	0
Willie Mitchell	3	0	1	1	-1	2	0	0
Kris Beech	1	0	1	1	1	0	0	0
Henrik Sedin	4	0	0	0	-2	2	0	0
Byron Ritchie	3	0	0	0	-3	2	0	0
Sami Salo	3	0	0	0	-1	0	0	0
Mike Weaver	3	0	0	0	-1	0	0	0
Kevin Bieksa	2	0	0	0	E	0	0	0
Mike Brown	1	0	0	0	E	5	0	0
Jeff Cowan	1	0	0	0	E	0	0	0
Matt Pettinger	1	0	0	0	E	2	0	0
Rick Rypien	1	0	0	0	-1	4	0	0
Ryan Shannon	1	0	0	0	1	2	0	0

CANUCKS	GP	MIN	W-L-O	GA	SA	SV	GAA	SV%
Roberto Luongo	3	178	1-2-0	8	58	50	2.70	0.862
Curtis Sanford	1	58	0-1-0	4	31	27	4.13	0.871

## LAST

Last Home Win:  
Last Road Win:  
Last Shutout:

Last Tie Game:  
Last Shootout:  
Last Hat Trick:

Most Goals:

Canucks in OT:  
Canucks in SO:

## VANCOUVER

Apr. 3/07 (4-2)  
Mar. 10/08 (2-1 OT)  
Mar. 24/04

Dan Cloutier (1-0)  
Dec. 22/03 (4-4 @ VAN)  
Dec. 19/05 (4-3 L @ VAN)

Alex Burrows  
Mar. 27/06

11 - Nov. 25/86  
VAN 11 vs LA 5

5-4-21  
0-1

## LOS ANGELES

Dec. 10/07 (4-2)  
Jan. 19/08 (4-3)  
Apr. 3/06  
Mathieu Garon (1-0)

Yanic Perrault  
Nov. 11/97

12 - Nov. 11/97  
VAN 1 @ EDM 12

## ATTENDANCE

18,630  
18,630

## GOALTENDER

Luongo/LaBarbera  
Luongo/LaBarbera

## W GOAL

Alexander Frolov  
Alexander Frolov

## ATTENDANCE

14,653  
15,087

## GOALTENDER

Luongo/Cloutier  
Sanford/Aubin

## W GOAL

Ryan Kesler  
Derek Armstrong

## SHOTS BY PERIOD

	1st	2nd	3rd	OT	TOTAL
CANUCKS	45	47	48	3	143
KINGS	30	40	20	0	90

## KINGS

Power Play: 2-15	13.3%	Penalty Killing: 15-17	88.2%
------------------	-------	------------------------	-------

KINGS	GP	G	A	P	+/-	PIM	PP	SH
Dustin Brown	4	3	3	6	3	2	1	0
Derek Armstrong	4	1	3	4	3	2	0	0
Anze Kopitar	4	1	3	4	1	0	0	0
Jack Johnson	4	2	1	3	4	2	0	0
Alexander Frolov	3	2	1	3	2	2	0	0
Patrick O'Sullivan	4	1	2	3	5	0	0	0
Lubomir Visnovsky	4	0	3	3	1	0	0	0
Mike Cammalleri	3	1	1	2	-1	4	1	0
Kyle Calder	4	0	2	2	1	0	0	0
Brad Stuart	3	1	0	1	1	0	0	0
Scott Thornton	2	1	0	1	E	7	0	0
Rob Blake	4	0	1	1	3	16	0	0
Michal Handzus	4	0	1	1	E	2	0	0
Ladislav Nagy	1	0	1	1	1	0	0	0
Raitis Ivanans	4	0	0	0	-3	7	0	0
Tom Preissing	4	0	0	0	E	0	0	0
Jeff Giuliano	3	0	0	0	-1	2	0	0
Jaroslav Modry	3	0	0	0	E	2	0	0
Kevin Dallman	2	0	0	0	1	0	0	0
Brian Willsie	2	0	0	0	3	2	0	0
John Zeiler	2	0	0	0	-2	0	0	0
Matt Ellis	1	0	0	0	E	2	0	0
Peter Harrold	1	0	0	0	-1	0	0	0
Jon Klemm	1	0	0	0	E	0	0	0
Edward Purcell	1	0	0	0	E	0	0	0

KINGS	GP	MIN	W-L-O	GA	SA	SV	GAA	SV%
Dan Cloutier	1	61	0-0-1	2	40	38	1.97	0.95
J-S Aubin	1	60	1-0-0	2	29	27	2.00	0.931
Jason LaBarbera	2	120	2-0-0	5	74	69	2.51	0.932



## 2007.08 SEASON SUMMARY

3 WINS

4 LOSSES

1 OT

## AT VANCOUVER

Mar. 21, 2008	Canucks 1	Wild 2
Feb. 14, 2008	Canucks 4	Wild 5 (SO)
Jan. 21, 2008	Canucks 2	Wild 4
Nov. 16, 2007	Canucks 6	Wild 2

## AT MINNESOTA

Mar. 28, 2008	Canucks 0	Wild 4
Feb. 19, 2008	Canucks 3	Wild 2 (OT)
Dec. 2, 2007	Canucks 1	Wild 2
Nov. 21, 2007	Canucks 4	Wild 2

## GOALS BY PERIOD

	1st	2nd	3rd	OT	TOTAL
CANUCKS	6	5	9	1	21
WILD	8	7	7	0	22

## CANUCKS

Power Play: 6-32 18.8% Penalty Killing: 29-37 78.4%

CANUCKS	GP	G	A	P	+/-	PIM	PP	SH
Henrik Sedin	8	0	9	9	1	6	0	0
Daniel Sedin	8	2	5	7	1	2	1	0
Markus Naslund	8	5	0	5	-2	6	3	0
Alexander Edler	8	2	3	5	2	6	0	0
Taylor Pyatt	7	2	1	3	4	2	0	0
Alex Burrows	8	1	2	3	-1	54	0	0
Mattias Ohlund	5	1	2	3	E	25	0	0
Brendan Morrison	4	0	3	3	-2	2	0	0
Ryan Kesler	8	2	0	2	E	6	0	0
Brad Isbister	7	1	1	2	1	0	0	0
Matt Cooke	6	1	1	2	E	2	0	0
Ryan Shannon	4	0	2	2	2	0	0	0
Trevor Linden	6	1	0	1	-1	2	0	0
Sami Salo	6	1	0	1	-4	0	1	0
Luc Bourdon	3	1	0	1	2	0	1	0
Mike Brown	2	1	0	1	E	5	0	0
Byron Ritchie	7	0	1	1	E	6	0	0
Aaron Miller	4	0	1	1	1	2	0	0
Lukas Krajicek	3	0	1	1	E	10	0	0
Mason Raymond	3	0	1	1	1	0	0	0
Jeff Cowan	7	0	0	0	E	32	0	0
Willie Mitchell	7	0	0	0	E	6	0	0
Mike Weaver	7	0	0	0	E	0	0	0
Nathan McIver	3	0	0	0	E	14	0	0
Kevin Bieksa	2	0	0	0	-1	2	0	0
Matt Pettinger	2	0	0	0	-1	0	0	0
Rick Rypien	1	0	0	0	E	2	0	0

## CANUCKS

	GPI	MIN	W-L-O	GA	SA	SV	GAA	SV%
Curtis Sanford	2	87	1-0-1	2	29	27	1.39	0.931
Roberto Luongo	7	398	2-4-1	19	167	148	2.87	0.886

## ATTENDANCE

18,630	Luongo/Backstrom	Branko Radivojevic
18,630	Luongo/Backstrom	Mikko Koivu
18,630	Luongo/Backstrom	Mikko Koivu
18,630	Luongo/Harding, Backstrom	Mattias Ohlund

## W GOAL

## ATTENDANCE

18,568	Luongo, Sanford/Backstrom	Pierre-Marc Bouchard
18,568	Luongo/Backstrom	Daniel Sedin
18,568	Luongo/Backstrom	Aaron Voros
18,568	Sanford/Harding	Markus Naslund

## W GOAL

## SHOTS BY PERIOD

	1st	2nd	3rd	OT	TOTAL
CANUCKS	81	69	90	1	241
WILD	63	54	77	3	197

## WILD

Power Play: 8-37 21.6% Penalty Killing: 26-32 81.2%

## WILD

WILD	GP	G	A	P	+/-	PIM	PP	SH
P-M. Bouchard	8	3	6	9	3	16	1	0
Marian Gaborik	8	4	3	7	-2	6	2	0
Brian Rolston	8	2	4	6	4	5	1	0
Mikko Koivu	6	2	2	4	2	8	0	0
Keith Carney	8	0	4	4	3	2	0	0
Pavol Demitra	6	0	4	4	-1	2	0	0
Brent Burns	8	2	1	3	E	21	2	0
Eric Belanger	7	2	1	3	-2	0	2	0
Todd Fedoruk	6	1	2	3	1	33	0	0
Sean Hill	4	0	3	3	1	4	0	0
Stephane Veilleux	7	2	0	2	1	4	0	0
Aaron Voros	7	2	0	2	-1	27	0	0
Branko Radivojevic	7	1	1	2	E	8	0	0
Nick Schultz	8	0	2	2	-3	6	0	0
Mark Parrish	5	0	2	2	-1	0	0	0
Kurtis Foster	4	1	0	1	-1	6	0	0
Kim Johnsson	8	0	1	1	-1	0	0	0
James Shappard	7	0	1	1	-1	0	0	0
Benoit Pouliot	2	0	1	1	E	0	0	0
Martin Skoula	8	0	0	0	-2	0	0	0
Derek Boogaard	5	0	0	0	-1	19	0	0
Dominic Moore	3	0	0	0	-1	0	0	0
Chris Simon	2	0	0	0	1	0	0	0
Matt Foy	1	0	0	0	-1	7	0	0
Petteri Nummelin	1	0	0	0	-1	0	0	0

## WILD

	GPI	MIN	W-L-O	GA	SA	SV	GAA	SV%
Niklas Backstrom	7	416	5-0-1	14	204	190	2.02	0.931
Josh Harding	2	72	0-2-1	7	37	30	5.87	0.811

## LAST

Last Home Win:

Last Road Win:

Last Shutout:

Last Tie Game:

Last Shootout:

Last Hat Trick:

Most Goals:

Canucks in OT:

Canucks in SO:

## VANCOUVER

Nov. 16/07 (6-2)

Feb. 19/08 (3-2 OT)

Nov. 11/01

Mar. 10/04 (1-1 @ VAN)

Feb. 14/08 (5-4 L)

Nov. 21/07

6 - Nov. 16/07

5-2-8

1-3

## MINNESOTA

Mar. 28/08 (4-0)

Mar. 21/08 (2-1)

Mar. 28/08

Niklas Backstrom (4-0)

Marian Gaborik

Dec. 7/02

6 - Twice



## ALL-TIME RECORD

NO GAMES PLAYED IN 2007.08

	GP	W	L	OT	GF	GA	PTS
Home	56	15	33	8	152	204	38
Away	54	11	38	5	139	244	27
<b>Overall</b>	<b>110</b>	<b>26</b>	<b>71</b>	<b>13</b>	<b>291</b>	<b>448</b>	<b>65</b>

### LAST

Last Home Win:

Jan. 21/06 (6-2)

Last Road Win:

Jan. 16/07 (4-0)

Last Shutout:

Jan. 16/07

Roberto Luongo (4-0)

Last Tie Game:

Mar. 1/03 (1-1 @ MTL)

Last Shootout:

None

Last Hat Trick:

Greg Adams

Dec. 4/91

Most Goals:

7 – Feb. 9/84

VAN 7 @ MTL 6

Canucks in OT:

3-1-4

### MONTREAL

Nov. 27/99 (2-1)

Nov. 30/00 (4-3)

Jan. 1/89

Patrick Roy (4-0)

Denis Savard

Feb. 10/92

11 – Mar. 8/79

VAN 1 @ MTL 11



## 2007.08 SEASON SUMMARY

3 WINS

1 LOSS

0 OT

## AT VANCOUVER

Mar. 6, 2008  
Nov. 1, 2007Canucks 6  
Canucks 0  
Predators 2  
Predators 3

## AT NASHVILLE

Feb. 21, 2008  
Dec. 6, 2007Canucks 3  
Canucks 5  
Predators 2 (SO)  
Predators 2

## GOALS BY PERIOD

	1st	2nd	3rd	OT	TOTAL
CANUCKS	6	3	4	0	13
PREDATORS	6	1	2	0	9

## CANUCKS

Power Play: 5-18 27.8% Penalty Killing: 16-20 80.0%

CANUCKS	GP	G	A	P	+/-	PIM	PP	SH
Daniel Sedin	4	2	3	5	E	4	1	0
Alex Burrows	4	2	1	3	3	2	0	1
Mason Raymond	2	2	1	3	1	0	0	0
Ryan Shannon	2	1	2	3	3	12	1	0
Sami Salo	4	0	3	3	3	0	0	0
Henrik Sedin	4	0	3	3	E	8	0	0
Alexander Edler	4	2	0	2	E	0	2	0
Markus Naslund	4	0	2	2	-3	4	0	0
Matt Cooke	3	0	2	2	2	2	0	0
Taylor Pyatt	4	1	0	1	-2	2	1	0
Kevin Bieksa	3	1	0	1	-1	34	0	0
Trevor Linden	2	1	0	1	2	0	0	1
Matt Pettinger	1	1	0	1	2	0	0	0
Ryan Kesler	4	0	1	1	-2	0	0	0
Brendan Morrison	2	0	1	1	E	0	0	0
Lukas Krajicek	1	0	1	1	-1	0	0	0
Brad Isbister	4	0	0	0	-1	6	0	0
Willie Mitchell	4	0	0	0	5	0	0	0
Byron Ritchie	4	0	0	0	2	0	0	0
Aaron Miller	3	0	0	0	E	2	0	0
Mattias Ohlund	3	0	0	0	E	10	0	0
Jeff Cowan	2	0	0	0	-1	5	0	0
Luc Bourdon	1	0	0	0	1	2	0	0
Jannik Hansen	1	0	0	0	E	0	0	0
Rick Rypien	1	0	0	0	E	4	0	0
Mike Weaver	1	0	0	0	E	0	0	0

CANUCKS	GPI	MIN	W-L-O	GA	SA	SV	GAA	SV%
Curtis Sanford	1	60	1-0-0	2	28	26	2.00	0.929
Roberto Luongo	3	184	2-1-0	7	89	82	2.28	0.921

## ATTENDANCE

18,630  
18,630

## GOALTENDER

Luongo/Mason, Ellis  
Luongo/Ellis

## W GOAL

Matt Pettinger  
David Legwand

## ATTENDANCE

17,113  
15,918

## GOALTENDER

Luongo/Mason  
Sanford/Ellis

## W GOAL

Mason Raymond  
Daniel Sedin

## SHOTS BY PERIOD

	1st	2nd	3rd	OT	TOTAL
CANUCKS	56	34	35	3	128
PREDATORS	45	25	41	6	117

## PREDATORS

Power Play: 4-20 20.0% Penalty Killing: 13-18 72.2%

PREDATORS	GP	G	A	P	+/-	PIM	PP	SH
Jason Arnott	4	2	3	5	-2	2	2	0
Martin Erat	4	2	2	4	1	2	0	0
David Legwand	4	1	2	3	-1	6	1	0
Marek Zidlicky	4	1	2	3	-3	0	1	0
Jean-Pierre Dumont	4	0	3	3	-2	0	0	0
Greg De Vries	4	1	0	1	1	29	0	0
Vernon Fiddler	3	1	0	1	E	2	0	1
Jed Ortmeyer	2	1	0	1	E	0	0	0
Dan Hamhuis	4	0	1	1	-1	16	0	0
Martin Gelinas	2	0	1	1	1	0	0	0
Jan Hlavac	1	0	1	1	1	0	0	0
Radek Bonk	4	0	0	0	-2	0	0	0
Alexander Radulov	4	0	0	E	-1	8	0	0
Jerred Smithson	4	0	0	0	-2	2	0	0
Ryan Suter	4	0	0	0	1	8	0	0
Jordin Tootoo	4	0	0	0	-3	9	0	0
Darcy Hordichuk	3	0	0	0	-1	0	0	0
Ville Koistinen	3	0	0	0	-2	0	0	0
Scott Nichol	3	0	0	0	E	2	0	0
Shea Weber	3	0	0	0	-1	7	0	0
Greg Zanon	3	0	0	0	-1	0	0	0
Rich Peverley	1	0	0	0	E	0	0	0

PREDATORS	GPI	MIN	W-L-O	GA	SA	SV	GAA	SV%
Chris Mason	2	119	0-0-1	5	63	58	2.52	0.921
Dan Ellis	3	125	1-2-0	7	64	57	3.36	0.891

## LAST

Last Home Win: Mar. 6/08 (6-2)

Last Road Win: Feb. 21/08 (3-2 SO)

Last Shutout: Mar. 21/07

Roberto Luongo (2-0)

Last Tie Game: Oct. 24/00 (4-4 @ NSH)

Last Shootout: Feb. 21/08 (3-2 W @ NSH)

Last Hat Trick: Markus Naslund

Jan. 28/02

Most Goals: 7 - Mar. 20/03

VAN 7 vs NSH 3

Canucks in OT: 3-1-2

Canucks in SO: 1-0

## VANCOUVER

Mar. 6/08 (6-2)

Feb. 21/08 (3-2 SO)

Mar. 21/07

Roberto Luongo (2-0)

Oct. 24/00 (4-4 @ NSH)

Feb. 21/08 (3-2 W @ NSH)

Markus Naslund

Jan. 28/02

7 - Mar. 20/03

VAN 7 vs NSH 3

3-1-2

1-0

## NASHVILLE

Nov. 23/06 (6-0)

Nov. 1/07 (3-0)

Nov. 1/07

Dan Ellis (3-0)

None

None

None

None

None

None

None

None

None

None

None

None

None

None

None

None

None

None

None

None

None

None

None







## 2007.08 SEASON SUMMARY

## 1 WIN

## 0 LOSSES

## 0 OT

## AT VANCOUVER

Dec. 18, 2007

Canucks 5

Devils 0

## GOALS BY PERIOD

	1st	2nd	3rd	OT	TOTAL
CANUCKS	1	3	1	-	5
DEVILS	0	0	0	-	0

## CANUCKS

Power Play: 0-5 0.0% Penalty Killing: 6-6 100.0%

CANUCKS	GP	G	A	P	+/-	PIM	PP	SH
Henrik Sedin	1	0	3	3	3	0	0	0
Markus Naslund	1	2	0	2	3	0	0	0
Daniel Sedin	1	0	2	2	3	0	0	0
Ryan Kesler	1	1	0	1	1	0	0	0
Trevor Linden	1	1	0	1	1	0	0	0
Aaron Miller	1	1	0	1	2	0	0	0
Lukas Krajcek	1	0	1	1	2	0	0	0
Byron Ritchie	1	0	1	1	1	0	0	0
Mike Brown	1	0	0	0	1	7	0	0
Alex Burrows	1	0	0	0	1	4	0	0
Matt Cooke	1	0	0	0	1	0	0	0
Alexander Edler	1	0	0	0	2	0	0	0
Jason Jaffray	1	0	0	0	E	0	0	0
Willie Mitchell	1	0	0	0	2	0	0	0
Mattias Ohlund	1	0	0	0	1	4	0	0
Taylor Pyatt	1	0	0	0	E	0	0	0
Mason Raymond	1	0	0	0	E	0	0	0
Sami Salo	1	0	0	0	1	2	0	0

CANUCKS	GPI	MIN	W-L-O	GA	SA	SV	GAA	SV%
Roberto Luongo	1	60	1-0-0	0.00	32	32	0	1.000

## LAST

Last Home Win:  
Last Road Win:  
Last Shutout:

Last Tie Game:  
Last Shootout:  
Last Hat Trick:

Most Goals:

Canucks in OT:  
Canucks in SO:

## VANCOUVER

Dec. 18/07 (5-0)  
Feb. 5/04 (4-0)  
Dec. 18/07

Roberto Luongo (5-0)  
Nov. 25/88 (2-2 @ VAN)

None  
Rich Sutter  
Oct. 20/89

7 - Feb. 19/85  
VAN 7 vs NJ 5

2-1-2  
1-0

## NEW JERSEY

Jan. 13/06 (3-0)  
Mar. 15/99 (2-1)  
Jan. 13/06

Martin Brodeur (3-0)

Claude Lemieux  
Dec. 5/91

8 - Oct. 30/97  
VAN 1 @ NJ 8

## ATTENDANCE

18,630

## GOALTENDER

Luongo/Brodeur

## W GOAL

Aaron Miller

## SHOTS BY PERIOD

	1st	2nd	3rd	OT	TOTAL
CANUCKS	6	10	8	-	24
DEVILS	11	15	6	-	32

## DEVILS

Power Play: 0-6 0.0% Penalty Killing: 5-5 100.0%

DEVILS	GP	G	A	P	+/-	PIM	PP	SH
Arron Asham	1	0	0	0	-1	5	0	0
Sheldon Brookbank	1	0	0	0	-1	10	0	0
Sergei Brylin	1	0	0	0	-1	0	0	0
David Clarkson	1	0	0	0	-1	2	0	0
Patrik Elias	1	0	0	0	-2	0	0	0
Brian Gionta	1	0	0	0	-1	0	0	0
Jamie Langenbrunner	1	0	0	0	-2	2	0	0
John Madden	1	0	0	0	-2	0	0	0
Paul Martin	1	0	0	0	E	2	0	0
Mike Mottau	1	0	0	0	-4	2	0	0
Zach Parise	1	0	0	0	-1	0	0	0
Rod Pelley	1	0	0	0	-1	0	0	0
Karel Rachunek	1	0	0	0	E	0	0	0
Michael Rupp	1	0	0	0	-1	0	0	0
Vitaly Vishnevskii	1	0	0	0	-1	0	0	0
Colin (John) White	1	0	0	0	-4	0	0	0
Travis Zajac	1	0	0	0	-1	0	0	0
Dainius Zubrus	1	0	0	0	-1	2	0	0

DEVILS	GPI	MIN	W-L-O	GA	SA	SV	GAA	SV%
Martin Brodeur	1	60	0-1-0	5	24	19	5.02	0.792



## 2007.08 SEASON SUMMARY

## 1 WIN

## 0 LOSSES

## 0 OT

### AT VANCOUVER

Jan. 8, 2008 Canucks 3 Islanders 2 (SO)

GOALS BY PERIOD	1st	2nd	3rd	OT	TOTAL
CANUCKS	1	0	1	0	2
ISLANDERS	0	1	1	0	2

### CANUCKS

Power Play: 0-7 0.0% Penalty Killing: 1-1 100.0%

CANUCKS	GP	G	A	P	+/-	PIM	PP	SH
Markus Naslund	1	1	0	1	1	0	0	0
Daniel Sedin	1	1	0	1	1	0	0	0
Jason Jaffray	1	0	1	1	1	0	0	0
Taylor Pyatt	1	0	1	1	1	0	0	0
Mason Raymond	1	0	1	1	1	0	0	0
Henrik Sedin	1	0	1	1	1	0	0	0
Mike Brown	1	0	0	0	-1	0	0	0
Alex Burrows	1	0	0	0	-1	0	0	0
Matt Cooke	1	0	0	0	-1	0	0	0
Alexander Edler	1	0	0	0	1	0	0	0
Ryan Kesler	1	0	0	0	-1	0	0	0
Lukas Krajicek	1	0	0	0	E	2	0	0
Trevor Linden	1	0	0	0	-1	0	0	0
Aaron Miller	1	0	0	0	E	0	0	0
Willie Mitchell	1	0	0	0	-1	0	0	0
Byron Ritchie	1	0	0	0	-1	0	0	0
Sami Salo	1	0	0	0	E	0	0	0
Mike Weaver	1	0	0	0	E	0	0	0

CANUCKS	GPI	MIN	W-L-O	GA	SA	SV	GAA	SV%
Roberto Luongo	1	65	1-0-0	2	28	26	1.85	0.929

### ATTENDANCE

18,630

### GOALTENDER

Dipietro/Luongo

### W GOAL

Alexander Edler

SHOTS BY PERIOD	1st	2nd	3rd	OT	TOTAL
CANUCKS	19	12	11	3	45
ISLANDERS	7	9	10	2	28

### ISLANDERS

Power Play: 0-1 0.0% Penalty Killing: 7-7 100.0%

ISLANDERS	GP	G	A	P	+/-	PIM	PP	SH
Blake Comeau	1	1	0	1	E	0	0	0
Bill Guerin	1	1	0	1	1	2	0	0
Freddy Meyer	1	0	1	1	1	0	0	0
Mike Sillinger	1	0	1	1	-2	0	0	0
Sean Bergenheim	1	0	0	0	1	2	0	0
Marc-Andre Bergeron	1	0	0	0	1	0	0	0
Chris Campoli	1	0	0	0	E	2	0	0
Mike Comrie	1	0	0	0	1	2	0	0
Ruslan Fedotenko	1	0	0	0	E	0	0	0
Bruno Gervais	1	0	0	0	-2	0	0	0
Andy Hilbert	1	0	0	0	E	0	0	0
Trent Hunter	1	0	0	0	-2	0	0	0
Tim Jackman	1	0	0	0	E	0	0	0
Richard Park	1	0	0	0	-1	0	0	0
Miroslav Satan	1	0	0	0	1	0	0	0
Andy Sutton	1	0	0	0	1	4	0	0
Josef Vasicek	1	0	0	0	1	0	0	0
Brendan Witt	1	0	0	0	-1	2	0	0

ISLANDERS	GPI	MIN	W-L-O	GA	SA	SV	GAA	SV%
Rick Dipietro	1	65	0-0-1	2	45	43	1.85	0.956

### LAST

Last Home Win: Jan. 8/08 (3-2 SO)  
Last Road Win: Jan. 14/06 (8-1)  
Last Shutout: Nov. 10/91

Kirk McLean (6-0)  
Last Tie Game: Oct. 23/99 (2-2 @ NYI)  
Last Shootout: Jan. 8/08 (3-2 W @ VAN)

Last Hat Trick: Todd Bertuzzi  
Jan. 10/06

Most Goals: 8 - Jan. 14/06  
VAN 8 @ NYI 1

Canucks in OT: 2-3-4

Canucks in SO: 1-0

### VANCOUVER

Feb. 3/04 (5-4)  
Mar. 19/99 (3-1)  
Jan. 16/90  
Glenn Healy (3-0)

### NY ISLANDERS

Pierre Turgeon  
Mar. 9/94  
9 - Three times





## 2007.08 SEASON SUMMARY

## 1 WIN

## 0 LOSSES

## 0 OT

## AT VANCOUVER

Jan. 3, 2008 Rangers 0 Canucks 3

## GOALS BY PERIOD

	1st	2nd	3rd	OT	TOTAL
CANUCKS	0	1	2	-	3
RANGERS	0	0	0	-	0

## CANUCKS

Power Play: 1-7 14.3% Penalty Killing: 5-5 100.0%

CANUCKS	GP	G	A	P	+/-	PIM	PP	SH
Jason Jaffray	1	1	0	1	E	0	1	0
Ryan Kesler	1	1	0	1	1	6	0	0
Daniel Sedin	1	1	0	1	1	0	0	0
Alex Burrows	1	0	1	1	1	0	0	0
Lukas Krajicek	1	0	1	1	1	2	0	0
Willie Mitchell	1	0	1	1	E	0	0	0
Mason Raymond	1	0	1	1	1	0	0	0
Byron Ritchie	1	0	1	1	1	0	0	0
Henrik Sedin	1	0	1	1	1	0	0	0
Mike Brown	1	0	0	0	E	5	0	0
Matt Cooke	1	0	0	0	E	0	0	0
Alexander Edler	1	0	0	0	1	0	0	0
Trevor Linden	1	0	0	0	E	0	0	0
Aaron Miller	1	0	0	0	1	0	0	0
Markus Naslund	1	0	0	0	E	0	0	0
Taylor Pyatt	1	0	0	0	E	0	0	0
Sami Salo	1	0	0	0	E	0	0	0
Mike Weaver	1	0	0	0	1	2	0	0

CANUCKS	GPI	MIN	W-L-O	GA	SA	SV	GAA	SV%
Roberto Luongo	1	60	1-0-0	0	28	28	0.00	1.000

## LAST

Last Home Win:  
Last Road Win:  
Last Shutout:

Last Tie Game:  
Last Shootout:  
Last Hat Trick:

Most Goals:

Canucks in OT:

## VANCOUVER

Jan. 3/08 (3-0)  
Dec. 13/05 (3-2)  
Jan. 3/08  
Roberto Luongo (3-0)  
Jan. 11/93 (3-3 @ NYR)  
None  
Todd Bertuzzi  
Mar. 19/02  
7 - Mar. 20/74  
VAN 7 @ NYR 5  
0-1-4

## NY RANGERS

Feb. 2/04 (4-3)  
Oct. 11/97 (6-3)  
Jan. 2/85  
John Vanbiesbrouck (6-0)  
Wayne Gretzky  
Oct. 11/97  
9 - Twice

## ATTENDANCE

18,630

## GOALTENDER

Luongo/Valiquette

## W GOAL

Ryan Kesler

## SHOTS BY PERIOD

	1st	2nd	3rd	OT	TOTAL
CANUCKS	5	4	10	-	19
RANGERS	9	12	7	-	28

## RANGERS

Power Play: 0-5 0.0% Penalty Killing: 6-7 85.7%

RANGERS	GP	G	A	P	+/-	PIM	PP	SH
Sean Avery	1	0	0	0	-2	0	0	0
Blair Betts	1	0	0	0	E	0	0	0
Ryan Callahan	1	0	0	0	-2	0	0	0
Chris Drury	1	0	0	0	-2	0	0	0
Brandon Dubinsky	1	0	0	0	E	0	0	0
Daniel Girardi	1	0	0	0	-1	0	0	0
Scott Gomez	1	0	0	0	E	2	0	0
Ryan Hollweg	1	0	0	0	E	7	0	0
Marcel Hossa	1	0	0	0	E	4	0	0
Jaromir Jagr	1	0	0	0	E	0	0	0
Marek Malik	1	0	0	0	E	4	0	0
Paul Mara	1	0	0	0	E	0	0	0
Colton Orr	1	0	0	0	E	2	0	0
Petr Prucha	1	0	0	0	E	0	0	0
Michal Rozsival	1	0	0	0	-1	0	0	0
Marc Staal	1	0	0	0	-1	0	0	0
Martin Straka	1	0	0	0	E	0	0	0
Fedor Iyutin	1	0	0	0	-1	0	0	0

RANGERS	GPI	MIN	W-L-O	GA	SA	SV	GAA	SV%
Stephen Valiquette	1	60	0-1-0	3	19	16	3.00	0.842



## ALL-TIME RECORD

NO GAMES PLAYED IN 2007.08

	GP	W	L	OT	GF	GA	PTS
Home	12	6	5	1	36	28	13
Away	11	5	5	1	26	25	11
<b>Overall</b>	<b>23</b>	<b>11</b>	<b>10</b>	<b>2</b>	<b>62</b>	<b>53</b>	<b>24</b>

### LAST

Last Home Win:

**VANCOUVER**  
Dec. 9/05 (3-2 SO)

**OTTAWA**  
Nov. 20/01 (3-0)

Last Road Win:

Jan. 18/07 (2-1)

Mar. 13/04 (2-1)

Last Shutout:

Apr. 4/93

Nov. 20/01

Kay Whitmore (3-0)

Patrick Lalime (3-0)

Last Tie Game:

Mar. 20/98 (1-1 @ OTT)

Last Shootout:

Dec. 9/05 (3-2 W @ VAN)

Last Hat Trick:

None

None

Most Goals:

7 – Jan. 5/94

6 – Feb. 2/97

VAN 7 @ OTT 2

VAN 4 @ OTT 6

Canucks in OT:

1-0-3

Canucks in SO:

1-0



## 2007.08 SEASON SUMMARY

0 WINS

1 LOSS

0 OT

### AT VANCOUVER

Oct. 10, 2007 Flyers 8 Canucks 2

### GOALS BY PERIOD

	1st	2nd	3rd	OT	TOTAL
CANUCKS	1	1	0	-	2
FLYERS	4	3	1	-	8

### CANUCKS

Power Play: 2-9 22.2% Penalty Killing: 2-4 50.0%

CANUCKS	GP	G	A	P	+/-	PIM	PP	SH
Henrik Sedin	1	0	2	2	-3	0	0	0
Daniel Sedin	1	0	2	2	-3	0	0	0
Lukas Krajcek	1	1	0	1	-2	0	1	0
Ryan Shannon	1	1	0	1	-4	0	1	0
Kevin Bieksa	1	0	0	0	-2	12	0	0
Alex Burrows	1	0	0	0	E	0	0	0
Matt Cooke	1	0	0	0	-1	2	0	0
Jeff Cowan	1	0	0	0	E	0	0	0
Ryan Kesler	1	0	0	0	-1	0	0	0
Trevor Linden	1	0	0	0	-1	0	0	0
Aaron Miller	1	0	0	0	-1	0	0	0
Willie Mitchell	1	0	0	0	-1	0	0	0
Brendan Morrison	1	0	0	0	-2	2	0	0
Markus Naslund	1	0	0	0	-2	0	0	0
Mattias Ohlund	1	0	0	0	-3	2	0	0
Taylor Pyatt	1	0	0	0	-1	2	0	0
Mason Raymond	1	0	0	0	-1	0	0	0
Mike Weaver	1	0	0	0	-2	0	0	0

CANUCKS	GPI	MIN	W-L-O	GA	SA	SV	GAA	SV%
Curtis Sanford	1	39	0-0-0	4	17	13	6.14	0.765
Roberto Luongo	1	20	0-1-0	4	13	9	12.06	0.692

### LAST

Last Home Win:

Last Road Win:

Last Shutout:

Last Tie Game:

Last Shootout:

Last Hat Trick:

Most Goals:

Canucks in OT:

### VANCOUVER

Jan. 17/89 (5-3)

Dec. 15/05 (5-4)

Jan. 27/84

Richard Brodeur (4-0)

Dec. 31/95 (5-5 @ VAN)

None

Stan Smyl

Oct. 31/81

8 - Oct. 31/81

VAN 8 @ PHI 4

1-4-5

### PHILADELPHIA

Nov. 13/03 (4-3)

Oct. 10/07 (8-2)

Mar. 4/03

Roman Cechmanek (3-0)

John LeClair

Nov. 29/98

13 - Oct. 13/84

VAN 2 @ PHI 13

### ATTENDANCE

18,630

### GOALTENDER

Luongo, Sanford/Biron

### W GOAL

Simon Gagne

### SHOTS BY PERIOD

	1st	2nd	3rd	OT	TOTAL
CANUCKS	6	10	11	-	27
FLYERS	13	10	7	-	30

### FLYERS

Power Play: 2-4 50.0% Penalty Killing: 7-9 77.8%

FLYERS	GP	G	A	P	+/-	PIM	PP	SH
Mike Richards	1	2	2	4	4	2	0	1
Daniel Briere	1	1	2	3	2	0	0	0
Simon Gagne	1	1	1	2	1	0	1	0
Joffrey Lupul	1	1	1	2	3	0	0	0
R.J. Umberger	1	1	1	2	2	0	0	0
Randy Jones	1	0	2	2	3	0	0	0
Kimmo Timonen	1	0	2	2	1	4	0	0
Jeff Carter	1	1	0	1	1	2	0	0
Mike Knuble	1	1	0	1	1	2	1	0
Jesse Boulerice	1	0	0	0	E	10	0	0
Braydon Coburn	1	0	0	0	1	0	0	0
James Dowd	1	0	0	0	E	0	0	0
Ben Eager	1	0	0	0	E	4	0	0
Scott Hartnell	1	0	0	0	1	0	0	0
Derian Hatcher	1	0	0	0	2	2	0	0
Sami Kapanen	1	0	0	0	1	0	0	0
Lasse Kukkonen	1	0	0	0	3	2	0	0
Jason Smith	1	0	0	0	2	0	0	0

FLYERS	GPI	MIN	W-L-O	GA	SA	SV	GAA	SV%
Martin Biron	1	60	1-0-0	2	27	25	2.00	0.926

OPPONENTS



## 2007.08 SEASON SUMMARY

## 2 WINS

## 2 LOSSES

## 0 OT

## AT VANCOUVER

Mar. 17, 2008  
Jan. 11, 2008

Canucks 3  
Canucks 3

Coyotes 1  
Coyotes 4

## AT PHOENIX

Mar. 13, 2008  
Dec. 22, 2007

Canucks 0  
Canucks 2

Coyotes 2  
Coyotes 1 (SO)

## GOALS BY PERIOD

	1st	2nd	3rd	OT	TOTAL
CANUCKS	3	1	3	0	7
COYOTES	1	4	3	0	8

## CANUCKS

Power Play: 3-17 17.6% Penalty Killing: 14-17 82.4%

CANUCKS	GP	G	A	P	+/-	PIM	PP	SH
Henrik Sedin	4	2	2	4	1	2	1	0
Daniel Sedin	4	1	3	4	E	0	0	0
Taylor Pyatt	4	3	0	3	1	2	2	0
Sami Salo	4	0	2	2	2	2	0	0
Kevin Bieksa	2	0	2	2	-1	8	0	0
Ryan Kesler	4	1	0	1	-1	12	0	1
Alex Burrows	4	0	1	1	-1	11	0	0
Alexander Edler	4	0	1	1	-1	2	0	0
Markus Naslund	4	0	1	1	E	2	0	0
Byron Ritchie	3	0	1	1	E	0	0	0
Willie Mitchell	4	0	0	0	1	17	0	0
Mason Raymond	4	0	0	0	-2	0	0	0
Mike Weaver	3	0	0	0	E	0	0	0
Matt Cooke	2	0	0	0	-1	2	0	0
Jeff Cowan	2	0	0	0	E	4	0	0
Brad Isbister	2	0	0	0	E	0	0	0
Trevor Linden	2	0	0	0	E	0	0	0
Nathan McIver	2	0	0	0	-1	0	0	0
Aaron Miller	2	0	0	0	-2	0	0	0
Brendan Morrison	2	0	0	0	E	2	0	0
Matt Pettinger	2	0	0	0	E	0	0	0
Kris Beech	1	0	0	0	-1	0	0	0
Luc Bourdon	1	0	0	0	E	2	0	0
Mike Brown	1	0	0	0	E	0	0	0
Jason Jaffray	1	0	0	0	E	0	0	0
Lukas Krajicek	1	0	0	0	E	0	0	0
Mattias Ohlund	1	0	0	0	E	2	0	0
Rick Rypien	1	0	0	0	E	5	0	0
Ryan Shannon	1	0	0	0	E	0	0	0

CANUCKS	GPI	MIN	W-L-O	GA	SA	SV	GAA	SV%
Roberto Luongo	3	185	2-1-0	4	99	95	1.30	0.960
Curtis Sanford	1	59	0-1-0	4	38	34	4.08	0.895

## ATTENDANCE

18,630  
18,630

## GOALTENDER

Luongo/Bryzgalov  
Sanford/Bryzgalov

## W GOAL

Taylor Pyatt  
Niko Kapanen

## ATTENDANCE

15,562  
17,471

## GOALTENDER

Luongo/Bryzgalov  
Luongo/Bryzgalov

## W GOAL

Niko Kapanen  
Taylor Pyatt

## SHOTS BY PERIOD

	1st	2nd	3rd	OT	TOTAL
CANUCKS	37	40	28	2	107
COYOTES	54	44	36	3	137

## COYOTES

Power Play: 3-17 17.6% Penalty Killing: 14-17 82.4%

COYOTES	GP	G	A	P	+/-	PIM	PP	SH
Martin Hanzal	4	0	3	3	1	2	0	0
Niko Kapanen	4	2	0	2	2	0	1	0
Daniel Winnik	4	1	1	2	2	0	0	0
Keith Ballard	4	0	2	2	1	0	0	0
Shane Doan	4	0	2	2	E	2	0	0
Steven Reinprecht	4	0	2	2	-1	0	0	0
Ed Jovanovski	4	1	0	1	E	10	1	0
Zbynek Michalek	4	1	0	1	E	0	0	0
Peter Mueller	4	1	0	1	E	0	0	0
Keith Yandle	4	1	0	1	E	2	1	0
Daniel Carillo	2	1	0	1	1	36	0	0
Derek Morris	4	0	1	1	2	6	0	0
Radim Vrbata	4	0	1	1	-3	2	0	0
Joel Perrault	3	0	1	1	E	9	0	0
Nick Boynton	4	0	0	0	E	16	0	0
Mathias Tjarnqvist	4	0	0	0	E	0	0	0
Craig Weller	3	0	0	0	1	4	0	0
Marcel Hossa	2	0	0	0	E	0	0	0
Fredrik Sjostrom	2	0	0	0	-1	0	0	0
Michael York	2	0	0	0	E	0	0	0
Matt Jones	1	0	0	0	E	0	0	0
Enver Lisin	1	0	0	0	E	0	0	0

COYOTES	GPI	MIN	W-L-O	GA	SA	SV	GAA	SV%
Ilya Bryzgalov	4	243	2-1-1	7	107	100	1.73	0.935

## LAST

Last Home Win:  
Last Road Win:  
Last Shutout:

## VANCOUVER

Mar. 17/08 (3-1)  
Dec. 22/07 (2-1 SO)  
Jan. 26/03  
Peter Skudra (1-0)

## PHOENIX

Mar. 13/08 (2-0)  
Jan. 11/08 (4-3)  
Mar. 13/08  
Ilya Bryzgalov (2-0)

## Last Tie Game:

Oct. 26/03 (3-3 @ VAN)

## Last Shootout:

Dec. 22/07 (2-1 W @ PHX)

## Last Hat Trick:

Martin Gelin (4 goals) Ray Neufeld  
Feb. 27/97

## Most Goals:

10 - Mar. 27/81  
Nov. 1/87  
8 - Twice

## Canucks in OT:

4-4-16

## Canucks in SO:

1-0



## 2007.08 SEASON SUMMARY

## 0 WINS

## 0 LOSSES

## 1 OT

## AT VANCOUVER

Dec. 8, 2007

Canucks 1 Penguins 2 (SO)

## GOALS BY PERIOD

	1st	2nd	3rd	OT	TOTAL
CANUCKS	0	0	1	0	1
PENGUINS	1	0	0	0	1

## CANUCKS

Power Play: 0-5 0.0% Penalty Killing: 5-5 100.0%

CANUCKS	GP	G	A	P	+/-	PIM	PP	SH
Ryan Kesler	1	1	0	1	1	0	0	0
Alex Burrows	1	0	1	1	1	0	0	0
Willie Mitchell	1	0	1	1	1	4	0	0
Matt Cooke	1	0	0	0	1	5	0	0
Jeff Cowan	1	0	0	0	E	0	0	0
Alexander Edler	1	0	0	0	-1	0	0	0
Brad Isbister	1	0	0	0	E	2	0	0
Lukas Krajicek	1	0	0	0	E	2	0	0
Trevor Linden	1	0	0	0	E	0	0	0
Aaron Miller	1	0	0	0	1	0	0	0
Brendan Morrison	1	0	0	0	-1	0	0	0
Markus Naslund	1	0	0	0	E	0	0	0
Mattias Ohlund	1	0	0	0	-1	0	0	0
Taylor Pyatt	1	0	0	0	-1	4	0	0
Byron Ritchie	1	0	0	0	-1	0	0	0
Sami Salo	1	0	0	0	E	2	0	0
Henrik Sedin	1	0	0	0	E	0	0	0
Daniel Sedin	1	0	0	0	E	0	0	0

CANUCKS	GPI	MIN	W-L-O	GA	SA	SV	GAA	SV%
Roberto Luongo	1	65	0-0-1	1	33	32	0.92	0.97

## LAST

Last Home Win:  
Last Road Win:  
Last Shutout:

Last Tie Game:  
Last Shootout:  
Last Hat Trick:

Most Goals:

Canucks in OT:  
Canucks in SO:

## VANCOUVER

Dec. 9/03 (4-3)  
Jan. 16/06 (4-2)  
Feb. 17/88

Kirk McLean (5-0)

Oct. 30/98 (2-2 @ VAN)

Dec. 8/08 (2-1 L @ VAN)

Markus Naslund (4 goals)

Dec. 9/03

10 - Dec. 19/80

VAN 10 vs PIT 4

1-3-4

0-1

## PITTSBURGH

Feb. 14/00 (3-0)  
Dec. 8/07 (2-1 SO)

Feb. 14/00

J.S. Aubin (3-0)

Mario Lemieux

Jan. 23/87

9 - Three times

## ATTENDANCE

18,630

## GOALTENDER

Luongo/Sabourin

## W GOAL

Kristopher Letang

## SHOTS BY PERIOD

	1st	2nd	3rd	OT	TOTAL
CANUCKS	6	16	13	1	36
PENGUINS	11	15	4	3	33

## PENGUINS

Power Play: 0-5 0.0% Penalty Killing: 5-5 100.0%

PENGUINS	GP	G	A	P	+/-	PIM	PP	SH
Petr Sykora	1	1	0	1	1	0	0	0
Georges Laraque	1	0	1	1	1	0	0	0
Evgeni Malkin	1	0	1	1	1	2	0	0
Colby Armstrong	1	0	0	0	-1	0	0	0
Erik Christensen	1	0	0	0	E	2	0	0
Sidney Crosby	1	0	0	0	-1	2	0	0
Mark Eaton	1	0	0	0	-1	2	0	0
Sergei Gonchar	1	0	0	0	E	0	0	0
Tyler Kennedy	1	0	0	0	E	0	0	0
Kristopher Letang	1	0	0	0	E	0	0	0
Ryan Malone	1	0	0	0	-1	7	0	0
Gary Roberts	1	0	0	0	E	2	0	0
Jarkko Ruutu	1	0	0	0	E	0	0	0
Rob Scuderi	1	0	0	0	E	0	0	0
Jordan Staal	1	0	0	0	E	0	0	0
Darryl Sydor	1	0	0	0	E	0	0	0
Maxime Talbot	1	0	0	0	E	2	0	0
Ryan Whitney	1	0	0	0	1	0	0	0

PENGUINS	GPI	MIN	W-L-O	GA	SA	SV	GAA	SV%
Dany Sabourin	1	65	1-0-0	1	36	35	0.93	0.972





## 2007.08 SEASON SUMMARY

## 0 WIN

## 4 LOSSES

## 0 OT

### AT VANCOUVER

Oct. 15, 2007	Canucks 2	Sharks 4
Oct. 5, 2007	Canucks 1	Sharks 3

### AT SHARKS

Jan. 10, 2008	Canucks 1	Sharks 3
Dec. 13, 2007	Canucks 2	Sharks 5

### GOALS BY PERIOD

	1st	2nd	3rd	OT	TOTAL
CANUCKS	0	1	5	-	6
SHARKS	6	3	6	-	15

### CANUCKS

Power Play: 2-15	13.3%	Penalty Killing: 18-23	78.3%
------------------	-------	------------------------	-------

### CANUCKS

	GP	G	A	P	+/-	PIM	PP	SH
Henrik Sedin	4	2	0	2	-2	4	1	0
Matt Cooke	4	1	1	2	1	14	0	0
Ryan Kesler	3	1	1	2	-3	0	0	0
Alex Burrows	4	0	2	2	1	0	0	0
Mason Raymond	3	0	2	2	1	0	0	0
Taylor Pyatt	4	1	0	1	-3	0	1	0
Brendan Morrison	2	1	0	1	1	2	0	0
Trevor Linden	4	0	1	1	1	0	0	0
Markus Naslund	4	0	1	1	-4	0	0	0
Daniel Sedin	4	0	1	1	-3	4	0	0
Lukas Krajicek	3	0	1	1	-2	2	0	0
Brad Isbister	1	0	1	1	E	0	0	0
Aaron Miller	4	0	0	0	-3	12	0	0
Willie Mitchell	4	0	0	0	-3	9	0	0
Byron Ritchie	4	0	0	0	-2	12	0	0
Mike Weaver	4	0	0	0	-1	0	0	0
Alexander Edler	3	0	0	0	1	2	0	0
Mattias Ohlund	3	0	0	0	-3	6	0	0
Kevin Bieksa	2	0	0	0	-3	4	0	0
Jason Jaffray	2	0	0	0	-1	6	0	0
Sami Salo	2	0	0	0	E	0	0	0
Mike Brown	1	0	0	0	-1	0	0	0
Jeff Cowan	1	0	0	0	E	2	0	0
Rick Rypien	1	0	0	0	E	7	0	0
Ryan Shannon	1	0	0	0	-2	4	0	0

### CANUCKS

	GPI	MIN	W-L-O	GA	SA	SV	GAA	SV%
Roberto Luongo	3	178	0-3-0	10	96	86	3.37	0.896
Drew MacIntyre	1	27	0-0-0	2	11	9	4.40	0.818
Curtis Sanford	1	33	0-1-0	3	12	9	5.50	0.75

### ATTENDANCE

18,630
18,630

### GOALTENDER

Luongo/Nabokov
Luongo/Nabokov

### W GOAL

Joe Thornton
Jeremy Roenick

### ATTENDANCE

17,496
17,175

### GOALTENDER

Luongo/Nabokov
Sanford, MacIntyre/Nabokov

### W GOAL

Jeremy Roenick
Joe Pavelski

### SHOTS BY PERIOD

	1st	2nd	3rd	OT	TOTAL
CANUCKS	23	31	33	-	87
SHARKS	32	45	42	-	119

### SHARKS

Power Play: 5-23	21.7%	Penalty Killing: 13-15	86.7%
------------------	-------	------------------------	-------

### SHARKS

	GP	G	A	P	+/-	PIM	PP	SH
Joe Thornton	4	3	6	9	6	2	0	0
Craig Rivet	4	1	3	4	5	9	0	0
Jeremy Roenick	3	3	0	3	1	2	1	0
Steve Bernier	4	2	1	3	1	0	1	0
Milan Michalek	4	2	1	3	2	2	2	0
Christian Ehrhoff	4	0	3	3	3	6	0	0
Joe Pavelski	4	2	0	2	E	0	1	0
Patrick Marleau	4	1	1	2	1	4	0	0
Jonathan Cheechoo	3	1	1	2	3	2	0	0
Doug Murray	4	0	2	2	3	7	0	0
Marcel Goc	4	0	1	1	E	0	0	0
Mike Grier	4	0	1	1	E	0	0	0
Kyle McLaren	4	0	1	1	E	4	0	0
Torrey Mitchell	4	0	1	1	1	0	0	0
Curtis Brown	2	0	1	1	E	0	0	0
Ryane Clowe	2	0	1	1	2	12	0	0
Devin Setoguchi	1	0	1	1	1	0	0	0
Patrick Rissmiller	4	0	0	0	E	0	0	0
Marc-Edouard Vlasic	4	0	0	0	E	0	0	0
Matthew Carle	3	0	0	0	E	2	0	0
Sandis Ozolinsh	1	0	0	0	1	0	0	0
Alexei Semenov	1	0	0	0	E	0	0	0

### SHARKS

	GPI	MIN	W-L-O	GA	SA	SV	GAA	SV%
Evgeni Nabokov	4	239	4-0-0	6	87	81	1.51	0.931

### LAST

Last Home Win:	Jan. 28/07 (3-1)
Last Road Win:	Apr. 7/07 (4-3 OT)
Last Shutout:	Feb. 8/01
	Bob Essensa (0-0)
Last Tie Game:	Feb. 8/01 (0-0 at Van)
Last Shootout:	None
Last Hat Trick:	Markus Naslund
	Oct. 21/02
Most Goals:	8 - Twice
Canucks in OT:	4-1-9

### VANCOUVER

Jan. 10/08 (3-1)	Jan. 10/08 (3-1)
Oct. 15/07 (4-2)	Oct. 15/07 (4-2)
Jan. 11/03	Jan. 11/03
Mike Kiprusoff (3-0)	Mike Kiprusoff (3-0)
Vincent Damphousse	Vincent Damphousse
Apr. 3/99	Apr. 3/99
7 - Four times	7 - Four times

### SAN JOSE

Jan. 10/08 (3-1)	Jan. 10/08 (3-1)
Oct. 15/07 (4-2)	Oct. 15/07 (4-2)
Jan. 11/03	Jan. 11/03
Mike Kiprusoff (3-0)	Mike Kiprusoff (3-0)
Vincent Damphousse	Vincent Damphousse
Apr. 3/99	Apr. 3/99
7 - Four times	7 - Four times



## 2007.08 SEASON SUMMARY

## 3 WINS

## 1 LOSS

## 0 OT

## AT VANCOUVER

Mar. 8, 2008	Canucks 4	Blues 2
Jan. 23, 2008	Canucks 3	Blues 2 (SO)

## AT ST. LOUIS

Jan. 13, 2008	Canucks 4	Blues 3 (SO)
Nov. 23, 2007	Canucks 1	Blues 3

## GOALS BY PERIOD

	1st	2nd	3rd	OT	TOTAL
CANUCKS	4	2	4	0	10
BLUES	4	4	2	0	10

## CANUCKS

Power Play: 4-20	20.0%	Penalty Killing: 16-19	84.2%
------------------	-------	------------------------	-------

## CANUCKS

	GP	G	A	P	+/-	PIM	PP	SH
Henrik Sedin	4	2	3	5	2	2	0	1
Taylor Pyatt	4	0	5	5	4	0	0	0
Daniel Sedin	4	1	3	4	1	6	0	0
Mattias Ohlund	2	3	0	3	E	0	3	0
Ryan Kesler	4	1	2	3	1	7	0	0
Alex Burrows	4	1	1	2	E	0	0	0
Markus Naslund	4	1	1	2	-4	2	1	0
Brad Isbister	3	1	1	2	1	0	0	0
Sami Salo	4	0	2	2	3	8	0	0
Alexander Edler	4	0	0	0	-4	2	0	0
Byron Ritchie	4	0	0	0	-1	0	0	0
Matt Cooke	3	0	0	0	E	2	0	0
Jeff Cowan	3	0	0	0	-1	2	0	0
Aaron Miller	3	0	0	0	-2	2	0	0
Willie Mitchell	3	0	0	0	E	4	0	0
Luc Bourdon	2	0	0	0	1	2	0	0
Lukas Krajcek	2	0	0	0	E	0	0	0
Mason Raymond	2	0	0	0	-2	0	0	0
Rick Rypien	2	0	0	0	E	2	0	0
Mike Weaver	2	0	0	0	-1	0	0	0
Kris Beech	1	0	0	0	E	0	0	0
Kevin Bieksa	1	0	0	0	1	0	0	0
Mike Brown	1	0	0	0	E	0	0	0
Jason Jaffray	1	0	0	0	E	4	0	0
Trevor Linden	1	0	0	0	-1	0	0	0
Nathan McIver	1	0	0	0	E	0	0	0
Brendan Morrison	1	0	0	0	E	0	0	0
Matt Pettinger	1	0	0	0	-2	0	0	0
Ryan Shannon	1	0	0	0	-1	0	0	0

## CANUCKS

	GPI	MIN	W-L-O	GA	SA	SV	GAA	SV%
Roberto Luongo	4	248	3-1-0	10	104	94	2.42	0.904

## LAST

Last Home Win:  
Last Road Win:  
Last Shutout:

Last Tie Game:  
Last Shootout:  
Last Hat Trick:

Most Goals:

Canucks in OT:  
Canucks in SO:

## VANCOUVER

Mar. 8/08 (4-2)  
Jan. 13/08 (4-3 SO)  
Feb. 28/04  
Johan Hedberg (2-0)  
Mar. 13/03 (4-4 @ VAN)  
Jan. 23/08 (3-2 W @ VAN)  
Alexander Mogilny  
Dec. 15/96  
8 - Four times

5-1-8  
2-0

## ST. LOUIS

Nov. 23/07 (3-1)  
Mar. 5/06 (4-1)  
Jan. 23/06  
Curtis Sanford (4-0)  
Brett Hull  
Mar. 2/92  
9 - Feb. 7/81  
VAN 2 @ STL 9

## ATTENDANCE

18,630  
18,630

## GOALTENDER

Luongo/Legace  
Luongo/Legace

## W GOAL

Brad Isbister  
Daniel Sedin

## ATTENDANCE

16,828  
18,721

## GOALTENDER

Luongo/Legace  
Luongo/Toivonen

## W GOAL

Alexander Edler  
Erik Johnson

## SHOTS BY PERIOD

	1st	2nd	3rd	OT	TOTAL
CANUCKS	38	36	32	4	110
BLUES	29	38	35	2	104

## BLUES

Power Play: 3-19	15.8%	Penalty Killing: 16-20	80.0%
------------------	-------	------------------------	-------

## BLUES

	GP	G	A	P	+/-	PIM	PP	SH
Brad Boyes	4	4	2	6	2	0	2	0
Paul Kariya	4	1	4	5	-1	2	0	0
Christian Backman	3	1	2	3	1	0	0	0
Keith Tkachuk	4	1	1	2	2	6	0	0
Barret Jackman	4	0	2	2	4	7	0	0
Andy McDonald	3	0	2	2	-3	2	0	0
Dwayne King	4	1	0	1	1	2	0	0
Erik Johnson	3	1	0	1	E	4	1	0
Martin Rucinsky	1	1	0	1	1	2	0	0
Jay McClement	4	0	1	1	-1	0	0	0
David Backes	3	0	1	1	-4	2	0	0
Dan Hinote	2	0	1	1	1	0	0	0
Matt Walker	2	0	1	1	2	0	0	0
Mike Johnson	1	0	1	1	1	2	0	0
Doug Weight	1	0	1	1	E	0	0	0
Jamal Mayers	4	0	0	0	1	2	0	0
Jay McKee	4	0	0	0	-2	4	0	0
David Perron	4	0	0	0	1	2	0	0
Lee Stempniak	4	0	0	0	-1	0	0	0
Eric Brewer	3	0	0	0	-3	6	0	0
Ryan Johnson	3	0	0	0	E	2	0	0
Bryce Salvador	3	0	0	0	1	0	0	0
Mike Glumac	1	0	0	0	E	0	0	0
Cam Janssen	1	0	0	0	E	0	0	0
Steve Wagner	1	0	0	0	E	0	0	0
Jeff Woywitka	1	0	0	0	E	4	0	0

## BLUES

	GPI	MIN	W-L-O	GA	SA	SV	GAA	SV%
Hannu Toivonen	1	60	1-0-0	1	26	25	1.00	0.962
Manny Legace	3	188	0-1-2	8	83	75	2.55	0.904



## 2007.08 SEASON SUMMARY

0 WINS

1 LOSS

0 OT

### AT VANCOUVER

Mar. 6, 2007 Lightning 1 Canucks 5

GOALS BY PERIOD	1st	2nd	3rd	OT	TOTAL
CANUCKS	2	0	1	0	3
LIGHTNING	1	2	1	0	4

### CANUCKS

Power Play: 1-4 25.0% Penalty Killing: 1-2 50.0%

CANUCKS	GP	G	A	P	+/-	PIM	PP	SH
Taylor Pyatt	1	1	1	2	1	0	0	0
Alex Burrows	1	0	2	2	1	9	0	0
Luc Bourdon	1	1	0	1	E	0	0	0
Alexander Edler	1	1	0	1	E	0	1	0
Ryan Kesler	1	0	1	1	1	0	0	0
Mason Raymond	1	0	1	1	-1	0	0	0
Daniel Sedin	1	0	1	1	E	2	0	0
Mike Brown	1	0	0	0	E	2	0	0
Matt Cooke	1	0	0	0	-1	0	0	0
Jeff Cowan	1	0	0	0	E	7	0	0
Jason Jaffray	1	0	0	0	-1	0	0	0
Nathan McLver	1	0	0	0	1	5	0	0
Aaron Miller	1	0	0	0	-1	0	0	0
Markus Naslund	1	0	0	0	-1	0	0	0
Mattias Ohlund	1	0	0	0	-2	5	0	0
Byron Ritchie	1	0	0	0	E	10	0	0
Henrik Sedin	1	0	0	0	-1	0	0	0
Mike Weaver	1	0	0	0	E	0	0	0

CANUCKS	GPI	MIN	W-L-O	GA	SA	SV	GAA	SV%
Roberto Luongo	1	60	0-1-0	4	27	23	4.01	.852

### ATTENDANCE

18,630

### GOALTENDER

Holmqvist/Luongo

### W GOAL

Kevin Bieksa

SHOTS BY PERIOD	1st	2nd	3rd	OT	TOTAL
CANUCKS	7	10	9	0	26
LIGHTNING	10	12	5	0	27

### LIGHTNING

Power Play: 1-2 50.0% Penalty Killing: 3-4 75.0%

LIGHTNING	GP	G	A	P	+/-	PIM	PP	SH
Brad Richards	1	1	2	3	1	0	0	0
Martin St. Louis	1	0	3	3	1	0	0	0
Chris Gratton	1	1	0	1	E	4	0	0
Vincent Lecavalier	1	1	0	1	E	5	0	0
Vaclav Prospal	1	1	0	1	E	4	1	0
Jan Hlavac	1	0	1	1	1	0	0	0
Filip Kuba	1	0	1	1	E	0	0	0
Craig MacDonald	1	0	1	1	1	0	0	0
Dan Boyle	1	0	0	0	1	0	0	0
Andreas Karlsson	1	0	0	0	E	0	0	0
Brad Lukowich	1	0	0	0	1	0	0	0
Mike Lundin	1	0	0	0	1	0	0	0
Shane O'Brien	1	0	0	0	E	7	0	0
Michel Ouellet	1	0	0	0	E	0	0	0
Paul Ranger	1	0	0	0	-1	2	0	0
Andre Roy	1	0	0	0	-1	5	0	0
Nick Tarnasky	1	0	0	0	E	5	0	0
Jason Ward	1	0	0	0	-1	0	0	0

LIGHTNING	GPI	MIN	W-L-O	GA	SA	SV	GAA	SV%
Karri Ramo	1	60	1-0-0	3	26	23	3.01	.885

### LAST

Last Home Win:  
Last Road Win:  
Last Shutout:

### VANCOUVER

Mar. 6/07 (5-1)  
Nov. 29/02 (5-3)  
Jan. 4/93  
Kirk McLean (7-0)  
Dec. 10/01 (1-1 @ VAN)  
None  
Alexander Mogilny  
Jan. 6/96

### TAMPA BAY

Jan. 31/08 (4-3)  
None  
None

### Most Goals:

9 - Jan. 6/96  
VAN 9 vs TB 2

### 5 - Twice

### Canucks in OT:

2-1-2





## ALL-TIME RECORD

NO GAMES PLAYED IN 2007.08

	GP	W	L	OT	GF	GA	PTS
Home	65	30	22	13	229	219	73
Away	61	22	28	11	201	220	55
<b>Overall</b>	<b>126</b>	<b>52</b>	<b>50</b>	<b>24</b>	<b>430</b>	<b>439</b>	<b>128</b>

## LAST

Last Home Win:

Jan. 10/06 (4-3)

Last Road Win:

Jan. 13/07 (6-1)

Last Shutout:

Oct. 27/71

Dunc Wilson (0-0)

Last Tie Game:

Mar. 8/03 (3-3 @ TOR)

Last Shootout:

None

Last Hat Trick:

Markus Naslund

Oct. 18/01

Most Goals:

8 – Twice

Canucks in OT:

2-3-12

## TORONTO

Nov. 24/03 (2-1)

Nov. 22/03 (5-3)

Mar. 15/03

Ed Belfour (1-0)

Rick Vaive

Feb. 28/87

8 – Twice



## 2007.08 SEASON SUMMARY

### 1 WIN

### 0 LOSSES

### 0 OT

#### AT VANCOUVER

Oct. 26, 2007 Canucks 3 Capitals 2

GOALS BY PERIOD	1st	2nd	3rd	OT	TOTAL
CANUCKS	2	0	1	-	3
CAPITALS	1	0	1	-	2

#### CANUCKS

Power Play: 2-5 40.0% Penalty Killing: 3-5 60.0%

CANUCKS	GP	G	A	P	+/-	PIM	PP	SH
Taylor Pyatt	1	2	0	2	1	2	1	0
Daniel Sedin	1	1	0	1	E	0	1	0
Ryan Kesler	1	0	1	1	1	0	0	0
Brendan Morrison	1	0	1	1	E	0	0	0
Markus Naslund	1	0	1	1	1	4	0	0
Kevin Bieksa	1	0	0	0	1	2	0	0
Alex Burrows	1	0	0	0	E	0	0	0
Matt Cooke	1	0	0	0	E	4	0	0
Alexander Edler	1	0	0	0	E	0	0	0
Brad Isbister	1	0	0	0	E	0	0	0
Trevor Linden	1	0	0	0	E	0	0	0
Aaron Miller	1	0	0	0	E	0	0	0
Willie Mitchell	1	0	0	0	1	0	0	0
Mattias Ohlund	1	0	0	0	E	0	0	0
Mason Raymond	1	0	0	0	E	0	0	0
Byron Ritchie	1	0	0	0	E	0	0	0
Sami Salo	1	0	0	0	E	2	0	0
Henrik Sedin	1	0	0	0	E	0	0	0

CANUCKS	GPI	MIN	W-L-O	GA	SA	SV	GAA	SV%
Roberto Luongo	1	60	1-0-0	2	28	26	2.00	.929

#### ATTENDANCE

12,705

#### GOALTENDER

Luongo/Kolzig

#### W GOAL

Taylor Pyatt

SHOTS BY PERIOD	1st	2nd	3rd	OT	TOTAL
CANUCKS	9	12	5	-	26
CAPITALS	7	10	11	-	28

#### CAPITALS

Power Play: 2-5 40.0% Penalty Killing: 3-5 60.0%

CAPITALS	GP	G	A	P	+/-	PIM	PP	SH
Alexander Ovechkin	1	1	1	2	E	0	1	0
Chris Clark	1	0	2	2	E	2	0	0
Michael Nylander	1	1	0	1	-1	0	1	0
Viktor Kozlov	1	0	1	1	E	0	0	0
Nicklas Backstrom	1	0	0	0	-1	0	0	0
Matt Bradley	1	0	0	0	E	0	0	0
Donald Brashear	1	0	0	0	E	2	0	0
John Erskine	1	0	0	0	-1	2	0	0
Boyd Gordon	1	0	0	0	E	0	0	0
Mike Green	1	0	0	0	-1	4	0	0
Milan Jurcina	1	0	0	0	E	0	0	0
Brooks Laich	1	0	0	0	E	0	0	0
Shaone Morrisonn	1	0	0	0	E	0	0	0
Matt Pettinger	1	0	0	0	E	0	0	0
Brian Pothier	1	0	0	0	E	0	0	0
Jeff Schultz	1	0	0	0	E	2	0	0
Alexander Semin	1	0	0	0	-1	2	0	0
David Steckel	1	0	0	0	E	0	0	0

CAPITALS	GPI	MIN	W-L-O	GA	SA	SV	GAA	SV%
Olaf Kolzig	1	59	0-1-0	3	26	23	3.07	.885

#### LAST

	VANCOUVER	WASHINGTON
Last Home Win:	Oct. 27/06 (3-2 SO)	Feb. 22/00 (3-2 OT)
Last Road Win:	Oct. 26/07 (3-2)	Feb. 14/01 (4-3 OT)
Last Shutout:	Mar. 23/03	Mar. 27/96
	Alex Auld (6-0)	Jim Carey (9-0)
Last Tie Game:	Feb. 10/96 (4-4 @ VAN)	
Last Shootout:	Oct. 27/06 (3-2 W @ VAN)	
Last Hat Trick:	Don Lever	Mike Gartner
	Feb. 1/75	Feb. 20/87
Most Goals:	7 - Twice	9 - Mar. 12/96
		VAN 0 vs WSH 9
Canucks in OT:	0-4-6	
Canucks in SO:	1-0	



SEASON BY SEASON

HISTORY



WE ARE ALL CANUCKS

# 1970.71 SEASON RECORD

## EAST DIVISION FINISH

6th (56 Points)

## COACH

Hal Laycoe

## GM

Norman Robert Poile

## CAPTAIN

Orland Kurtenbach

## SCORING

Player	GP	G	A	PTS	PIM
Boudrias	77	25	41	66	16
Maki	78	25	38	63	99
Paiement	78	34	28	62	152
M. Hall	77	21	38	59	22
Tallon	78	14	42	56	58
Kurtenbach	52	21	32	53	84
Corrigan	76	21	28	49	103
Cullen	70	12	21	33	42
Popiel	78	10	22	32	61
Taylor	56	11	16	27	53
Johnson	66	15	11	26	16
Wilkins	70	5	18	23	131
Quinn	76	2	11	13	149
Doak	77	2	10	12	112
Schmautz	26	5	5	10	14
Rizzuto	37	3	4	7	16
Seguin	25	0	5	5	46

Player	GP	G	A	PTS	PIM
Schella	38	0	5	5	58
Lunde	20	1	3	4	2
Hatoum	26	1	3	4	21
Wiste	23	1	2	3	0
Young	11	0	2	2	25
Reaume	27	0	2	2	4
Sly	31	0	2	2	10
Ralph Stewart	3	0	1	1	0
Hargreaves	7	0	1	1	33
Block	1	0	0	0	0
Cook	2	0	0	0	0
Arbour	13	0	0	0	12
Wilson	35	0	0	0	18

Goaltender	GPI	MIN	GA	SO	AVG	W-L-T
Gardner	18	922	52	0	3.38	6-8-1
Hodge	35	1967	112	0	3.41	15-13-5
Wilson	35	1791	128	0	4.28	3-25-2

## RESULTS

No	Date	Opponent	Score	Record
1	Oct. 9	Los Angeles	1-3 L	0-1-0
2	Oct. 11	Toronto	5-3 W	1-1-0
3	Oct. 12	@ St. Louis	1-4 L	1-2-0
4	Oct. 14	@ Chicago	2-8 L	1-3-0
5	Oct. 15	@ Philadelphia	4-5 L	1-4-0
6	Oct. 18	Boston	3-5 L	1-5-0
7	Oct. 20	California	2-1 W	2-5-0
8	Oct. 23	St. Louis	1-1 T	2-5-1
9	Oct. 25	Pittsburgh	1-1 T	2-5-2
10	Oct. 27	Buffalo	7-2 W	3-5-2
11	Oct. 31	@ Montreal	3-6 L	3-6-2
12	Nov. 4	@ Pittsburgh	3-8 L	3-7-2
13	Nov. 5	@ Buffalo	4-1 W	4-7-2
14	Nov. 7	Toronto	3-2 W	5-7-2
15	Nov. 10	@ Boston	3-6 L	5-8-2
16	Nov. 11	@ Toronto	4-2 W	6-8-2
17	Nov. 14	@ Minnesota	3-3 T	6-8-3
18	Nov. 15	@ Chicago	2-4 L	6-9-3
19	Nov. 17	Detroit	2-5 L	6-10-3
20	Nov. 20	Los Angeles	7-1 W	7-10-3
21	Nov. 21	@ Los Angeles	3-1 W	8-10-3
22	Nov. 24	Minnesota	3-2 W	9-10-3
23	Nov. 26	@ Detroit	2-4 L	9-11-3
24	Nov. 28	@ St. Louis	1-5 L	9-12-3
25	Nov. 29	@ Philadelphia	2-4 L	9-13-3
26	Dec. 1	Philadelphia	5-4 W	10-13-3
27	Dec. 5	@ Pittsburgh	1-3 L	10-14-3
28	Dec. 6	@ New York	1-4 L	10-15-3
29	Dec. 8	New York	4-1 W	11-15-3
30	Dec. 9	@ California	1-6 L	11-16-3
31	Dec. 12	California	5-2 W	12-16-3
32	Dec. 15	Philadelphia	3-2 W	13-16-3
33	Dec. 18	Montreal	3-4 L	13-17-3
34	Dec. 20	@ New York	1-5 L	13-18-3
35	Dec. 23	@ Toronto	2-7 L	13-19-3
36	Dec. 26	Chicago	2-4 L	13-20-3
37	Dec. 30	@ Los Angeles	4-1 W	14-20-3
38	Jan. 2	St. Louis	1-3 L	14-21-3
39	Jan. 6	@ Montreal	3-7 L	14-22-3

No	Date	Opponent	Score	Record
40	Jan. 7	@ Boston	4-6 L	14-23-3
41	Jan. 9	@ St. Louis	2-2 T	14-23-4
42	Jan. 12	New York	2-4 L	14-24-4
43	Jan. 16	Pittsburgh	3-4 L	14-25-4
44	Jan. 17	@ California	3-1 W	15-25-4
45	Jan. 20	Toronto	1-5 L	15-26-4
46	Jan. 23	@ Pittsburgh	1-4 L	15-27-4
47	Jan. 24	@ Detroit	3-7 L	15-28-4
48	Jan. 26	Chicago	3-3 T	15-28-5
49	Jan. 29	Minnesota	1-2 L	15-29-5
50	Jan. 31	Buffalo	1-6 L	15-30-5
51	Feb. 2	Montreal	2-5 L	15-31-5
52	Feb. 6	New York	4-5 L	15-32-5
53	Feb. 9	Buffalo	6-3 W	16-32-5
54	Feb. 12	Detroit	5-3 W	17-32-5
55	Feb. 14	@ Chicago	1-3 L	17-33-5
56	Feb. 16	Boston	5-4 W	18-33-5
57	Feb. 19	Philadelphia	2-3 L	18-34-5
58	Feb. 22	Montreal	3-3 T	18-34-6
59	Feb. 25	@ Boston	3-8 L	18-35-6
60	Feb. 27	@ Philadelphia	1-8 L	18-36-6
61	Feb. 28	@ New York	2-4 L	18-37-6
62	Mar. 3	@ Toronto	1-3 L	18-38-6
63	Mar. 6	@ Minnesota	1-3 L	18-39-6
64	Mar. 7	@ Buffalo	3-6 L	18-40-6
65	Mar. 9	@ Montreal	3-3 T	18-40-7
66	Mar. 11	Detroit	7-3 W	19-40-7
67	Mar. 13	Boston	3-6 L	19-41-7
68	Mar. 16	Chicago	4-7 L	19-42-7
69	Mar. 19	Pittsburgh	6-4 W	20-42-7
70	Mar. 21	Minnesota	3-6 L	20-43-7
71	Mar. 23	St. Louis	4-1 W	21-43-7
72	Mar. 25	@ Detroit	3-4 L	21-44-7
73	Mar. 26	@ Buffalo	1-3 L	21-45-7
74	Mar. 28	California	11-5 W	22-45-7
75	Mar. 30	@ Minnesota	2-1 W	23-45-7
76	Mar. 31	@ Los Angeles	2-2 T	23-45-8
77	Apr. 2	@ California	7-2 W	24-45-8
78	Apr. 4	Los Angeles	2-4 L	24-46-8



## EAST DIVISION FINISH

7th (48 Points)

## COACH

Hal Laycoe

## GM

Norman Robert Poile

## CAPTAIN

Orland Kurtenbach

## SCORING

Player	GP	G	A	PTS	PIM
Boudrias	78	27	34	61	26
Kurtenbach	78	24	37	61	48
Guevremont	75	13	38	51	44
Balon	VAN 56	19	19	38	21
	NYR 19	4	5	9	2
Maki	76	22	25	47	43
Connelly	VAN 53	14	20	34	12
	STL 15	5	5	10	2
Tallon	69	17	27	44	78
Palement	69	10	19	29	117
Kearns	73	3	26	29	59
Schmautz	60	12	13	25	82
Taylor	69	9	13	22	88
Lemieux	42	7	9	16	4
Schella	77	2	13	15	166

Player	GP	G	A	PTS	PIM
Hall	32	6	6	12	6
Boddy	40	2	5	7	45
Wilkins	45	2	5	7	65
Corrigan	19	3	4	7	25
Ward	71	2	4	6	4
Lalonde	27	1	5	6	2
Quinn	57	2	3	5	63
Stewart	42	3	1	4	10
Johnson	11	1	3	4	0
Speck	18	1	2	3	0
Popiel	38	1	1	2	36
Doak	5	0	1	1	23
Wilson	53	0	0	0	15

Goaltender	GPI	MIN	GA	SO	AVG	W-L-T
Wilson	53	2870	173	1	3.61	16-3-3
Dyck	12	573	35	0	3.66	1-6-2
Gardner	24	1237	86	0	4.17	3-14-3

## RESULTS

No	Date	Opponent	Score	Record
1	Oct. 8	Toronto	2-3 L	0-1-0
2	Oct. 10	Los Angeles	3-4 L	0-2-0
3	Oct. 12	Philadelphia	3-2 W	1-2-0
4	Oct. 15	@ California	9-6 W	2-2-0
5	Oct. 16	Pittsburgh	1-2 L	2-3-0
6	Oct. 19	@ St. Louis	3-1 W	3-3-0
7	Oct. 20	@ Minnesota	0-7 L	3-4-0
8	Oct. 22	Montreal	0-6 L	3-5-0
9	Oct. 24	Boston	3-4 L	3-6-0
10	Oct. 27	@ Toronto	0-0 T	3-6-1
11	Oct. 28	@ Philadelphia	2-3 L	3-7-1
12	Oct. 30	Buffalo	4-4 T	3-7-2
13	Oct. 31	Chicago	6-2 W	4-7-2
14	Nov. 5	Pittsburgh	4-2 W	5-7-2
15	Nov. 6	New York	1-3 L	5-8-2
16	Nov. 10	@ Pittsburgh	1-3 L	5-9-2
17	Nov. 11	@ Philadelphia	3-4 L	5-10-2
18	Nov. 13	@ Toronto	2-2 T	5-10-3
19	Nov. 14	@ New York	1-6 L	5-11-3
20	Nov. 17	@ Chicago	0-3 L	5-12-3
21	Nov. 18	@ Boston	0-5 L	5-13-3
22	Nov. 21	Detroit	2-2 T	5-13-4
23	Nov. 23	Minnesota	1-2 L	5-14-4
24	Nov. 27	Buffalo	5-2 W	6-14-4
25	Nov. 30	Chicago	4-2 W	7-14-4
26	Dec. 4	@ Montreal	0-7 L	7-15-4
27	Dec. 5	@ New York	3-6 L	7-16-4
28	Dec. 7	St. Louis	2-1 W	8-16-4
29	Dec. 11	Boston	2-6 L	8-17-4
30	Dec. 14	Detroit	3-4 L	8-18-4
31	Dec. 17	Montreal	2-6 L	8-19-4
32	Dec. 19	@ Buffalo	1-5 L	8-20-4
33	Dec. 22	@ Detroit	0-3 L	8-21-4
34	Dec. 26	California	6-2 W	9-21-4
35	Dec. 29	@ Los Angeles	1-3 L	9-22-4
36	Jan. 2	Los Angeles	3-6 L	9-23-4
37	Jan. 5	@ Montreal	4-6 L	9-24-4
38	Jan. 8	@ Minnesota	5-1 W	10-24-4
39	Jan. 11	Minnesota	2-2 T	10-24-5

No	Date	Opponent	Score	Record
40	Jan. 14	@ California	3-5 L	10-25-5
41	Jan. 15	California	4-3 W	11-25-5
42	Jan. 19	@ Pittsburgh	6-1 W	12-25-5
43	Jan. 20	@ Buffalo	0-1 L	12-26-5
44	Jan. 22	New York	5-2 W	13-26-5
45	Jan. 27	@ Chicago	0-4 L	13-27-5
46	Jan. 29	Toronto	5-2 W	14-27-5
47	Jan. 30	California	0-2 L	14-28-5
48	Feb. 2	@ California	5-1 W	15-28-5
49	Feb. 4	Chicago	2-6 L	15-29-5
50	Feb. 6	Montreal	2-4 L	15-30-5
51	Feb. 8	Philadelphia	1-3 L	15-31-5
52	Feb. 10	@ Boston	1-9 L	15-32-5
53	Feb. 12	@ St. Louis	4-5 L	15-33-5
54	Feb. 13	@ Pittsburgh	4-6 L	15-34-5
55	Feb. 15	New York	1-5 L	15-35-5
56	Feb. 18	St. Louis	5-2 W	16-35-5
57	Feb. 19	@ Los Angeles	3-5 L	16-36-5
58	Feb. 22	Boston	3-4 L	16-37-5
59	Feb. 24	@ Detroit	0-2 L	16-38-5
60	Feb. 26	@ Toronto	1-7 L	16-39-5
61	Feb. 27	@ Chicago	3-3 T	16-39-6
62	Feb. 29	@ Detroit	2-8 L	16-40-6
63	Mar. 2	@ Boston	3-7 L	16-41-6
64	Mar. 4	@ Montreal	0-5 L	16-42-6
65	Mar. 5	@ New York	1-6 L	16-43-6
66	Mar. 8	Philadelphia	5-6 L	16-44-6
67	Mar. 10	Buffalo	3-2 W	17-44-6
68	Mar. 14	Pittsburgh	4-7 L	17-45-6
69	Mar. 16	@ Minnesota	2-6 L	17-46-6
70	Mar. 17	@ Buffalo	6-2 W	18-46-6
71	Mar. 19	St. Louis	3-3 T	18-46-7
72	Mar. 21	Detroit	5-7 L	18-47-7
73	Mar. 24	Toronto	5-3 W	19-47-7
74	Mar. 26	@ Philadelphia	1-4 L	19-48-7
75	Mar. 28	@ St. Louis	1-2 L	19-49-7
76	Mar. 29	@ Los Angeles	2-4 L	19-50-7
77	Mar. 31	Los Angeles	4-4 T	19-50-8
78	Apr. 2	Minnesota	4-1 W	20-50-8

# 1972.73 SEASON RECORD

## EAST DIVISION FINISH

7th (53 Points)

## COACH

Vic Stasiuk

## GM

Norman Robert Poile

## CAPTAIN

Orland Kurtenbach

## SCORING

Player	GP	G	A	PTS	PIM
Schmautz	77	38	33	71	137
Boudrias	77	30	40	70	24
Lemieux	78	17	35	52	41
Lalonde	77	20	27	47	32
Tannahill	78	22	21	43	21
Guevremont	78	16	26	42	46
Lever	78	12	26	38	49
Tallon	75	13	24	37	83
Wright	71	10	27	37	32
Kearns	72	4	33	37	51
O'Flaherty	78	13	17	30	29
Wilkins	76	11	17	28	133
Kurtenbach	47	9	19	28	38
Mair	NYI 49	2	11	13	41
	VAN 15	1	0	1	8

Player	GP	G	A	PTS	PIM
Boddy	74	3	11	14	70
Maki	26	3	10	13	6
McSheffrey	33	4	4	8	10
Hargreaves	59	1	6	7	72
Wilcox	31	3	2	5	15
Balon	57	3	2	5	22
Wilson	43	0	1	1	6
Homenuke	1	0	0	0	0
Bullock	4	0	0	0	2
Bolonchuk	15	0	0	0	6

Goaltender	GPI	MIN	GA	SO	AVG	W-L-T
Wilson	43	2432	159	1	3.94	13-21-5
Dyck	25	1297	98	1	4.53	5-17-1
Bullock	14	840	67	0	4.79	3-8-3
McLelland	2	120	10	0	5.00	1-1-0

## RESULTS

No	Date	Opponent	Score	Record
1	Oct. 7	California	3-2 W	1-0-0
2	Oct. 11	@ NY Rangers	3-5 L	1-1-0
3	Oct. 12	@ Philadelphia	3-7 L	1-2-0
4	Oct. 14	@ Minnesota	3-3 T	1-2-1
5	Oct. 17	Chicago	6-3 W	2-2-1
6	Oct. 19	@ Buffalo	0-6 L	2-3-1
7	Oct. 21	@ Montreal	3-5 L	2-4-1
8	Oct. 22	@ Boston	5-4 W	3-4-1
9	Oct. 24	Pittsburgh	0-4 L	3-5-1
10	Oct. 28	Atlanta	1-2 L	3-6-1
11	Oct. 31	@ Los Angeles	1-4 L	3-7-1
12	Nov. 3	NY Islanders	7-2 W	4-7-1
13	Nov. 5	Boston	2-4 L	4-8-1
14	Nov. 8	@ NY Rangers	2-5 L	4-9-1
15	Nov. 11	@ Pittsburgh	4-3 W	5-9-1
16	Nov. 12	@ Atlanta	1-3 L	5-10-1
17	Nov. 14	Detroit	3-3 T	5-10-2
18	Nov. 17	Los Angeles	8-4 W	6-10-2
19	Nov. 19	Buffalo	9-5 W	7-10-2
20	Nov. 21	@ St. Louis	2-4 L	7-11-2
21	Nov. 22	@ Chicago	2-5 L	7-12-2
22	Nov. 24	Montreal	1-9 L	7-13-2
23	Nov. 26	Minnesota	1-3 L	7-14-2
24	Nov. 28	NY Rangers	2-1 W	8-14-2
25	Dec. 1	St. Louis	2-6 L	8-15-2
26	Dec. 5	Toronto	2-5 L	8-16-2
27	Dec. 7	@ Atlanta	2-5 L	8-17-2
28	Dec. 9	@ Toronto	5-5 T	8-17-3
29	Dec. 10	@ Detroit	3-3 T	8-17-4
30	Dec. 12	Chicago	1-5 L	8-18-4
31	Dec. 15	Montreal	2-4 L	8-19-4
32	Dec. 16	California	4-3 W	9-19-4
33	Dec. 20	@ Buffalo	3-6 L	9-20-4
34	Dec. 21	@ NY Islanders	4-4 T	9-20-5
35	Dec. 23	@ Detroit	1-5 L	9-21-5
36	Dec. 26	California	4-3 W	10-21-5
37	Dec. 29	Philadelphia	4-4 T	10-21-6
38	Dec. 30	NY Islanders	5-2 W	11-21-6
39	Jan. 1	Boston	2-8 L	11-22-6

No	Date	Opponent	Score	Record
40	Jan. 3	@ California	3-11 L	11-23-6
41	Jan. 6	@ Pittsburgh	2-4 L	11-24-6
42	Jan. 7	@ Atlanta	2-5 L	11-25-6
43	Jan. 9	St. Louis	3-0 W	12-25-6
44	Jan. 12	Detroit	1-7 L	12-26-6
45	Jan. 14	Montreal	0-3 L	12-27-6
46	Jan. 16	Toronto	6-4 W	13-27-6
47	Jan. 19	Los Angeles	0-4 L	13-28-6
48	Jan. 20	NY Rangers	3-4 L	13-29-6
49	Jan. 24	@ Chicago	3-3 T	13-29-7
50	Jan. 26	NY Islanders	5-1 W	14-29-7
51	Jan. 27	St. Louis	1-3 L	14-30-7
52	Feb. 1	@ Philadelphia	4-5 L	14-31-7
53	Feb. 3	@ Toronto	2-1 W	15-31-7
54	Feb. 4	@ Detroit	2-8 L	15-32-7
55	Feb. 6	@ St. Louis	1-5 L	15-33-7
56	Feb. 9	Philadelphia	5-10 L	15-34-7
57	Feb. 11	@ Minnesota	3-6 L	15-35-7
58	Feb. 13	@ Boston	3-7 L	15-36-7
59	Feb. 14	@ Pittsburgh	2-6 L	15-37-7
60	Feb. 16	Atlanta	5-0 W	16-37-7
61	Feb. 17	Detroit	2-2 T	16-37-8
62	Feb. 20	Boston	6-7 L	16-38-8
63	Feb. 22	@ Buffalo	1-3 L	16-39-8
64	Feb. 24	@ Montreal	3-7 L	16-40-8
65	Feb. 28	@ Toronto	2-7 L	16-41-8
66	Mar. 3	@ NY Islanders	3-9 L	16-42-8
67	Mar. 4	@ NY Rangers	4-3 W	17-42-8
68	Mar. 9	Buffalo	5-2 W	18-42-8
69	Mar. 10	Chicago	2-4 L	18-43-8
70	Mar. 14	@ California	5-2 W	19-43-8
71	Mar. 16	Los Angeles	4-2 W	20-43-8
72	Mar. 17	Pittsburgh	6-1 W	21-43-8
73	Mar. 21	@ Montreal	2-3 L	21-44-8
74	Mar. 22	@ Philadelphia	0-9 L	21-45-8
75	Mar. 25	Toronto	7-4 W	22-45-8
76	Mar. 27	@ Minnesota	3-4 L	22-46-8
77	Mar. 30	Minnesota	3-3 T	22-46-9
78	Mar. 31	@ Los Angeles	3-6 L	22-47-9

## EAST DIVISION FINISH

7th (59 Points)

## COACH

Bill McCreary  
Phil Maloney

## GM

Hal Laycoe

## CAPTAIN

Orland Kurtenbach

## SCORING

Player	GP	G	A	PTS	PIM
Boudrias	78	16	59	75	18
Ververgaert	78	26	31	57	25
Lever	78	23	25	48	28
Schmautz	49	26	19	45	58
O'Flaherty	78	22	20	42	18
Guevremont	72	15	24	39	34
Dunn	68	11	22	33	76
Wilkins	78	3	28	31	123
Oddleifson	BOS 49	10	11	21	25
	VAN 21	3	5	8	19
Bordeleau	68	11	13	24	20
Dailey	76	7	17	24	143
Lemieux	72	5	17	22	23
Kurtenbach	52	8	13	21	30
Tannahill	33	8	12	20	4
Gould	BUF 30	4	2	6	2
	VAN 45	9	10	19	8
Kearns	52	4	13	17	30
McSheffrey	54	9	3	12	34
Boddy	53	2	10	12	59
Korab	31	4	7	11	64

Player	GP	G	A	PTS	PIM	
Pratt	BUF 33	0	7	7	52	
	VAN 45	3	8	11	44	
Lalonde	36	3	4	7	18	
Wright	20	3	3	6	11	
Mair	6	1	3	4	0	
Lampman	STL 15	1	0	1	0	
	VAN 14	1	0	1	0	
Seguin	1	1	0	1	0	
McCord	3	0	0	0	6	
Sobchuk	1	0	0	0	0	
Folco	2	0	0	0	0	
Gloor	2	0	0	0	0	
L. Gould	2	0	0	0	0	
Stone	2	0	0	0	0	
O'Neil	5	0	0	0	0	
Caron	10	0	0	0	2	
Smith	65	0	0	0	47	
Goaltender	GPI	MIN	GA	SO	AVG	W-L-T
Smith	65	3632	208	3	3.44	20-33-8
Dyck	12	583	45	0	4.63	2-5-2
Caron	10	465	38	0	4.90	2-5-1

## RESULTS

No	Date	Opponent	Score	Record
1	Oct. 10	@ Boston	4-6 L	0-1-0
2	Oct. 13	@ Montreal	4-3 L	0-2-0
3	Oct. 14	@ Buffalo	3-1 W	1-2-0
4	Oct. 17	@ Chicago	0-5 L	1-3-0
5	Oct. 19	Philadelphia	2-1 W	2-3-0
6	Oct. 23	Atlanta	3-0 W	3-3-0
7	Oct. 26	Detroit	8-3 W	4-3-0
8	Oct. 30	NY Rangers	3-3 T	4-3-1
9	Nov. 2	St. Louis	1-3 L	4-4-1
10	Nov. 6	Buffalo	3-2 W	5-4-1
11	Nov. 9	Chicago	0-4 L	5-5-1
12	Nov. 11	@ Boston	2-4 L	5-6-1
13	Nov. 13	@ St. Louis	1-6 L	5-7-1
14	Nov. 14	@ Minnesota	3-6 L	5-8-1
15	Nov. 16	Toronto	3-3 T	5-8-2
16	Nov. 17	Philadelphia	2-2 T	5-8-3
17	Nov. 21	@ Pittsburgh	4-5 L	5-9-3
18	Nov. 23	@ Atlanta	1-4 L	5-10-3
19	Nov. 25	@ NY Rangers	0-5 L	5-11-3
20	Nov. 27	@ St. Louis	2-2 T	5-11-4
21	Nov. 30	Minnesota	4-5 L	5-12-4
22	Dec. 4	Los Angeles	2-3 L	5-13-4
23	Dec. 7	Atlanta	0-2 L	5-14-4
24	Dec. 8	Pittsburgh	3-2 W	6-14-4
25	Dec. 11	Montreal	2-2 T	6-14-5
26	Dec. 15	@ Boston	2-7 L	6-15-5
27	Dec. 16	@ Detroit	5-7 L	6-16-5
28	Dec. 18	@ NY Islanders	2-2 T	6-16-6
29	Dec. 20	@ Philadelphia	3-9 L	6-17-6
30	Dec. 22	@ Toronto	6-4 W	7-17-6
31	Dec. 23	@ Chicago	2-6 L	7-18-6
32	Dec. 26	California	6-4 W	8-18-6
33	Dec. 28	Minnesota	3-5 L	8-19-6
34	Dec. 29	NY Islanders	3-4 L	8-20-6
35	Jan. 1	Boston	2-2 T	8-20-7
36	Jan. 3	@ NY Islanders	3-4 L	8-21-7
37	Jan. 5	@ Montreal	3-5 L	8-22-7
38	Jan. 6	@ Buffalo	3-6 L	8-23-7
39	Jan. 8	St. Louis	1-3 L	8-24-7

No	Date	Opponent	Score	Record
40	Jan. 11	@ California	3-2 W	9-24-7
41	Jan. 12	NY Rangers	1-6 L	9-25-7
42	Jan. 15	Toronto	4-2 W	10-25-7
43	Jan. 18	Pittsburgh	2-6 L	10-26-7
44	Jan. 20	@ Chicago	2-7 L	10-27-7
45	Jan. 22	Philadelphia	2-3 L	10-28-7
46	Jan. 25	Minnesota	4-5 L	10-29-7
47	Jan. 27	@ Buffalo	3-2 W	11-29-7
48	Jan. 30	@ Detroit	7-3 W	12-29-7
49	Feb. 2	NY Islanders	2-2 T	12-29-8
50	Feb. 6	@ California	2-4 L	12-30-8
51	Feb. 9	Detroit	5-4 W	13-30-8
52	Feb. 10	Buffalo	5-2 W	14-30-8
53	Feb. 12	@ St. Louis	3-2 W	15-30-8
54	Feb. 13	@ Minnesota	3-3 T	15-30-9
55	Feb. 15	Boston	2-4 L	15-31-9
56	Feb. 16	NY Rangers	4-9 L	15-32-9
57	Feb. 19	@ Los Angeles	4-3 W	16-32-9
58	Feb. 21	@ Montreal	2-5 L	16-33-9
59	Feb. 23	@ Toronto	4-3 W	17-33-9
60	Feb. 26	@ NY Islanders	1-1 T	17-33-10
61	Feb. 27	@ NY Rangers	2-4 L	17-34-10
62	Mar. 2	@ Pittsburgh	1-6 L	17-35-10
63	Mar. 3	@ Atlanta	3-5 L	17-36-10
64	Mar. 8	Buffalo	2-4 L	17-37-10
65	Mar. 9	Chicago	4-4 T	17-37-11
66	Mar. 12	Detroit	1-2 L	17-38-11
67	Mar. 15	Atlanta	3-0 W	18-38-11
68	Mar. 16	Pittsburgh	6-8 L	18-39-11
69	Mar. 20	@ NY Rangers	7-5 W	19-39-11
70	Mar. 21	@ Philadelphia	1-3 L	19-40-11
71	Mar. 23	@ Los Angeles	0-5 L	19-41-11
72	Mar. 24	Toronto	3-2 W	20-41-11
73	Mar. 26	Montreal	3-4 L	20-42-11
74	Mar. 30	NY Islanders	4-2 W	21-42-11
75	Mar. 31	California	7-0 W	22-42-11
76	Apr. 3	@ California	4-1 W	23-42-11
77	Apr. 5	Los Angeles	5-2 W	24-42-11
78	Apr. 6	@ Los Angeles	1-11 L	24-43-11

## SMYTHE DIVISION FINISH

1st (86 Points)

## COACH

Phil Maloney

## GM

Phil Maloney

## CAPTAIN

Alternates Only

## SCORING

Player	GP	G	A	PTS	PIM
Boudrias	77	16	62	78	46
Lever	80	38	30	68	49
Gould	78	34	31	65	27
Vervegaert	57	19	32	51	25
Oddleifson	60	16	35	51	54
Bordeleau	67	17	31	48	21
Dailey	70	12	36	48	103
Lalonde	74	17	30	47	48
O'Flaherty	80	25	17	42	37
Monahan	79	14	20	34	51
Rocheport	76	18	11	29	2
Robitaille	69	12	15	27	20
Boddy	66	2	23	25	31
Meehan	57	10	15	25	4
DeMarco	PIT 8	2	1	3	4
	VAN 61	10	14	24	21
Pratt	79	5	17	22	145
Grisdale	60	1	12	13	95

Player	GP	G	A	PTS	PIM
Kearns	49	1	11	12	31
Sedlbauer	26	3	4	7	17
Murray	ATL 42	3	3	6	22
	VAN 13	1	5	6	8
Snepsts	27	1	2	3	30
Mair	2	0	1	1	0
Smith	72	0	1	1	33
Wilkins	7	0	1	1	6
Guevremont	2	0	0	0	0
Dunn	1	0	0	0	11
Wiley	1	0	0	0	0
Hurlburt	1	0	0	0	2
Wilcox	2	0	0	0	0
Lockett	25	0	0	0	2

Goaltender	GPI	MIN	GA	SO	AVG	W-L-T
Smith	72	3828	197	6	3.09	32-24-5
Lockett	25	912	48	2	3.16	6-7-1
Bullock	1	60	4	0	4.00	0-1-0

## RESULTS

No	Date	Opponent	Score	Record
1	Oct. 9	Atlanta	3-3 T	0-0-1
2	Oct. 12	St. Louis	3-5 L	0-1-1
3	Oct. 15	@ St. Louis	6-4 W	1-1-1
4	Oct. 16	@ Minnesota	1-1 T	1-1-2
5	Oct. 19	@ Toronto	5-4 W	2-1-2
6	Oct. 20	@ NY Rangers	1-0 W	3-1-2
7	Oct. 22	Minnesota	2-3 L	3-2-2
8	Oct. 25	Kansas City	5-3 W	4-2-2
9	Oct. 26	Philadelphia	2-3 L	4-3-2
10	Oct. 29	Detroit	7-0 W	5-3-2
11	Nov. 1	Pittsburgh	7-4 W	6-3-2
12	Nov. 5	NY Rangers	2-1 W	7-3-2
13	Nov. 7	@ Kansas City	6-4 W	8-3-2
14	Nov. 9	@ Montreal	3-4 L	8-4-2
15	Nov. 10	@ Detroit	4-2 W	9-4-2
16	Nov. 12	Chicago	1-0 W	10-4-2
17	Nov. 15	Los Angeles	2-2 T	10-4-3
18	Nov. 16	Toronto	5-2 W	11-4-3
19	Nov. 19	St. Louis	6-3 W	12-4-3
20	Nov. 21	@ Philadelphia	4-3 W	13-4-3
21	Nov. 23	@ NY Islanders	3-3 T	13-4-4
22	Nov. 24	@ Boston	4-7 L	13-5-4
23	Nov. 26	@ Kansas City	3-4 L	13-6-4
24	Nov. 27	@ St. Louis	6-1 W	14-6-4
25	Nov. 30	NY Islanders	3-0 W	15-6-4
26	Dec. 3	Minnesota	6-5 W	16-6-4
27	Dec. 6	Atlanta	7-5 W	17-6-4
28	Dec. 8	@ Detroit	2-4 L	17-7-4
29	Dec. 10	California	3-0 W	18-7-4
30	Dec. 12	@ Buffalo	5-3 W	19-7-4
31	Dec. 14	@ Kansas City	2-2 T	19-7-5
32	Dec. 15	@ Chicago	2-4 L	19-8-5
33	Dec. 17	Washington	4-2 W	20-8-5
34	Dec. 20	Montreal	1-6 L	20-9-5
35	Dec. 22	@ California	6-4 W	21-9-5
36	Dec. 26	@ Los Angeles	1-5 L	21-10-5
37	Dec. 28	Boston	6-4 W	22-10-5
38	Jan. 1	Philadelphia	0-2 L	22-11-5
39	Jan. 4	@ Pittsburgh	3-4 L	22-12-5
40	Jan. 5	@ NY Rangers	2-6 L	22-13-5

No	Date	Opponent	Score	Record
41	Jan. 8	@ Toronto	4-6 L	22-14-5
42	Jan. 9	@ Boston	1-5 L	22-15-5
43	Jan. 12	@ Buffalo	1-5 L	22-16-5
44	Jan. 15	@ Chicago	1-2 L	22-17-5
45	Jan. 17	Buffalo	2-4 L	22-18-5
46	Jan. 18	NY Rangers	2-3 L	22-19-5
47	Jan. 23	@ Washington	3-2 W	23-19-5
48	Jan. 24	@ Atlanta	4-1 W	24-19-5
49	Jan. 26	Toronto	6-4 W	25-19-5
50	Jan. 28	Montreal	1-3 L	25-20-5
51	Feb. 1	Washington	5-2 W	26-20-5
52	Feb. 4	Pittsburgh	2-3 L	26-21-5
53	Feb. 7	Chicago	3-1 W	27-21-5
54	Feb. 11	Kansas City	4-0 W	28-21-5
55	Feb. 14	Detroit	5-4 W	29-21-5
56	Feb. 15	Atlanta	3-3 T	29-21-6
57	Feb. 18	Boston	1-3 L	29-22-6
58	Feb. 21	@ NY Islanders	4-1 W	30-22-6
59	Feb. 22	@ Minnesota	1-4 L	30-23-6
60	Feb. 26	@ Montreal	3-4 L	30-24-6
61	Feb. 27	@ Philadelphia	1-3 L	30-25-6
62	Mar. 1	@ Pittsburgh	3-7 L	30-26-6
63	Mar. 2	@ Washington	7-3 W	31-26-6
64	Mar. 4	@ Minnesota	4-6 L	31-27-6
65	Mar. 5	@ St. Louis	2-5 L	31-28-6
66	Mar. 7	Chicago	2-1 W	32-28-6
67	Mar. 8	NY Islanders	5-7 L	32-29-6
68	Mar. 11	Kansas City	3-3 T	32-29-7
69	Mar. 14	Buffalo	5-1 W	33-29-7
70	Mar. 16	@ Chicago	4-3 W	34-29-7
71	Mar. 18	@ NY Islanders	4-4 T	34-29-8
72	Mar. 19	@ NY Rangers	0-3 L	34-30-8
73	Mar. 21	@ Atlanta	4-12 L	34-31-8
74	Mar. 23	St. Louis	3-3 T	34-31-9
75	Mar. 25	Philadelphia	3-5 L	34-32-9
76	Mar. 28	Los Angeles	4-2 W	35-32-9
77	Mar. 29	@ Los Angeles	3-3 T	35-32-10
78	Apr. 1	California	7-0 W	36-32-10
79	Apr. 2	@ California	3-0 W	37-32-10
80	Apr. 4	Minnesota	4-1 W	38-32-10

## SMYTHE DIVISION FINISH

2nd (81 Points)

## COACH

Phil Maloney

## GM

Phil Maloney

## CAPTAIN

Andre Boudrias

## SCORING

Player	GP	G	A	PTS	PIM
Vervaeert	80	37	34	71	53
Lever	80	25	40	65	93
Oddleifson	80	16	46	62	88
Gould	70	32	27	59	16
Blight	74	25	31	56	29
Kearns	80	5	46	51	48
Lalonde	71	14	36	50	46
Dailey	67	15	24	39	119
O'Flaherty	68	20	18	38	47
Boudrias	71	7	31	38	10
Monahan	66	16	17	33	39
Sedlbauer	56	19	13	32	66
Robitaille	71	8	19	27	69
Snepsts	78	3	15	18	125
Bordeleau	48	5	12	17	6
Walton	10	8	8	16	9

Player	GP	G	A	PTS	PIM
Boddy	34	5	6	11	33
DeMarco	34	3	8	11	2
Richardson	24	3	6	9	19
Grisdale	38	2	6	8	54
Murray	65	2	5	7	28
Pratt	52	1	5	6	72
Rochefort	11	0	3	3	0
Smith	51	0	1	1	24
Gassoff	4	0	0	0	5
Lockett	30	0	0	0	6
Ridley	9	0	0	0	0
Wiley	2	0	0	0	2

Goaltender	GPI	MIN	GA	SO	AVG	W-L-T
Ridley	9	500	19	1	2.28	6-0-2
Lockett	30	1436	83	0	3.47	7-8-7
Smith	51	2864	167	2	3.50	20-24-6

## RESULTS

No	Date	Opponent	Score	Record
1	Oct. 8	@ Minnesota	3-2 W	1-0-0
2	Oct. 11	@ Kansas City	2-4 L	1-1-0
3	Oct. 12	@ Chicago	0-3 L	1-2-0
4	Oct. 14	Washington	7-2 W	2-2-0
5	Oct. 17	Los Angeles	3-5 L	2-3-0
6	Oct. 19	@ NY Rangers	1-8 L	2-4-0
7	Oct. 21	@ NY Islanders	5-5 T	2-4-1
8	Oct. 22	@ Toronto	2-3 L	2-5-1
9	Oct. 24	Minnesota	4-2 W	3-5-1
10	Oct. 28	Atlanta	2-3 L	3-6-1
11	Oct. 30	@ Buffalo	4-4 T	3-6-2
12	Nov. 1	@ St. Louis	3-3 T	3-6-3
13	Nov. 2	@ Chicago	1-6 L	3-7-3
14	Nov. 4	NY Rangers	2-4 L	3-8-3
15	Nov. 8	Boston	4-2 W	4-8-3
16	Nov. 11	Toronto	3-2 W	5-8-3
17	Nov. 15	NY Islanders	4-3 W	6-8-3
18	Nov. 18	@ Atlanta	2-2 T	6-8-4
19	Nov. 19	@ Washington	5-2 W	7-8-4
20	Nov. 22	Chicago	1-1 T	7-8-5
21	Nov. 25	Buffalo	5-0 W	8-8-5
22	Nov. 26	@ California	1-2 L	8-9-5
23	Nov. 29	@ Montreal	4-6 L	8-10-5
24	Nov. 30	@ Philadelphia	3-5 L	8-11-5
25	Dec. 3	Detroit	9-1 W	9-11-5
26	Dec. 5	Atlanta	2-6 L	9-12-5
27	Dec. 9	St. Louis	5-3 W	10-12-5
28	Dec. 14	@ Boston	2-3 L	10-13-5
29	Dec. 17	@ Kansas City	5-6 L	10-14-5
30	Dec. 19	Pittsburgh	5-1 W	11-14-5
31	Dec. 20	Montreal	2-2 T	11-14-6
32	Dec. 27	@ St. Louis	2-4 L	11-15-6
33	Dec. 28	@ Detroit	3-2 W	12-15-6
34	Dec. 30	Kansas City	5-2 W	13-15-6
35	Jan. 2	Boston	4-4 T	13-15-7
36	Jan. 4	@ Detroit	4-3 W	14-15-7
37	Jan. 6	@ Washington	5-3 W	15-15-7
38	Jan. 8	@ Buffalo	5-8 L	15-16-7
39	Jan. 10	@ Pittsburgh	3-3 T	15-16-8
40	Jan. 11	@ Atlanta	2-5 L	15-17-8

No	Date	Opponent	Score	Record
41	Jan. 14	NY Rangers	5-1 W	16-17-8
42	Jan. 16	Chicago	1-2 L	16-18-8
43	Jan. 17	California	3-5 L	16-19-8
44	Jan. 21	@ Minnesota	1-5 L	16-20-8
45	Jan. 23	Minnesota	8-3 W	17-20-8
46	Jan. 24	Toronto	5-5 T	17-20-9
47	Jan. 27	Montreal	2-2 T	17-20-10
48	Jan. 30	Washington	4-2 W	18-20-10
49	Feb. 1	@ Chicago	3-2 W	19-20-10
50	Feb. 3	Buffalo	2-1 W	20-20-10
51	Feb. 5	@ Philadelphia	1-6 L	20-21-10
52	Feb. 6	@ St. Louis	3-5 L	20-22-10
53	Feb. 8	Pittsburgh	3-7 L	20-23-10
54	Feb. 10	NY Islanders	3-2 W	21-23-10
55	Feb. 12	@ Montreal	6-4 W	22-23-10
56	Feb. 14	@ Toronto	4-3 W	23-23-10
57	Feb. 17	Philadelphia	2-2 T	23-23-11
58	Feb. 18*	Philadelphia	4-6 L	23-24-11
59	Feb. 20	Minnesota	7-0 W	24-24-11
60	Feb. 21	St. Louis	5-4 W	25-24-11
61	Feb. 24	Chicago	1-4 L	25-25-11
62	Feb. 28	@ Pittsburgh	4-5 L	25-26-11
63	Feb. 29	@ Boston	3-5 L	25-27-11
64	Mar. 3	@ NY Rangers	3-3 T	25-27-12
65	Mar. 4	@ NY Islanders	3-3 T	25-27-13
66	Mar. 6	@ Kansas City	5-3 W	26-27-13
67	Mar. 7	@ Minnesota	4-3 W	27-27-13
68	Mar. 9	@ Los Angeles	1-6 L	27-28-13
69	Mar. 10	Kansas City	3-1 W	28-28-13
70	Mar. 13	NY Rangers	3-7 L	28-29-13
71	Mar. 16	Detroit	4-2 W	29-29-13
72	Mar. 18	@ Philadelphia	2-3 L	29-30-13
73	Mar. 19	@ Atlanta	2-2 T	29-30-14
74	Mar. 21	St. Louis	2-5 L	29-31-14
75	Mar. 23	NY Islanders	5-2 W	30-31-14
76	Mar. 26	Los Angeles	4-3 W	31-31-14
77	Mar. 27	@ Los Angeles	3-7 L	31-32-14
78	Mar. 30	California	4-4 T	31-32-15
79	Apr. 2	@ California	5-0 W	32-32-15
80	Apr. 4	Kansas City	5-2 W	33-32-15

\*Ppd. from Dec. 12

## SMYTHE DIVISION FINISH

4th (63 Points)

## COACH

Phil Maloney  
Orland Kurtenbach

## GM

Phil Maloney

## CAPTAIN

Chris Oddleifson

## SCORING

Player	GP	G	A	PTS	PIM
Blight	78	28	40	68	32
Kearns	80	5	55	60	60
Lever	80	27	30	57	28
Ververgaert	79	27	18	45	38
Monahan	76	18	26	44	48
Graves	ATL 25	8	5	13	17
	VAN 54	10	20	30	17
Oddleifson	80	14	26	40	81
Sedlbauer	70	18	20	38	29
Sanderson	STL 32	8	13	21	26
	VAN 16	7	9	16	30
Lalonde	68	17	15	32	39
Walton	40	7	24	31	32
O'Flaherty	72	12	12	24	20
Goodenough	PHI 32	4	13	17	21
	VAN 30	2	4	6	27
Snepsts	79	4	18	22	149
Dailey	44	4	16	20	52
Spruce	51	9	6	15	37
Carriere	ATL 25	2	3	5	16
	VAN 49	1	9	10	55

Player	GP	G	A	PTS	PIM	
J. Gould	25	7	8	15	2	
Ralph Stewart	34	6	8	14	4	
McIlhargey	PHI 40	2	1	3	164	
	VAN 21	1	7	8	61	
Gassoff	37	6	4	10	35	
Wiley	34	4	6	10	4	
Robitaille	40	0	9	9	21	
Fortier	58	1	3	4	125	
Grisdale	20	0	2	2	20	
Maniago	47	0	1	1	0	
Bullock	1	0	0	0	0	
Manno	2	0	0	0	0	
Flockhart	5	0	0	0	0	
Murray	12	0	0	0	6	
Ridley	37	0	0	0	4	
Goaltender	GPI	MIN	GA	SO	AVG	W-L-T
Maniago	47	2699	151	1	3.36	17-21-9
Ridley	37	2074	134	0	3.88	8-21-4
Bullock	1	27	3	0	6.67	0-0-0

## RESULTS

No	Date	Opponent	Score	Record
1	Oct. 6	@ Pittsburgh	5-9 L	0-1-0
2	Oct. 9	@ Montreal	0-3 L	0-2-0
3	Oct. 10	@ Chicago	1-5 L	0-3-0
4	Oct. 13	Washington	4-1 W	1-3-0
5	Oct. 16	St. Louis	3-6 L	1-4-0
6	Oct. 19	@ NY Islanders	1-6 L	1-5-0
7	Oct. 20	@ Buffalo	0-4 L	1-6-0
8	Oct. 22	@ Atlanta	5-3 W	2-6-0
9	Oct. 24	@ NY Rangers	5-4 W	3-6-0
10	Oct. 26	@ St. Louis	2-5 L	3-7-0
11	Oct. 28	Cleveland	3-1 W	4-7-0
12	Oct. 30	Atlanta	3-3 T	4-7-1
13	Nov. 1	NY Islanders	2-3 L	4-8-1
14	Nov. 3	NY Rangers	1-6 L	4-9-1
15	Nov. 5	Los Angeles	4-1 W	5-9-1
16	Nov. 7	@ Boston	1-3 L	5-10-1
17	Nov. 9	@ Washington	2-4 L	5-11-1
18	Nov. 11	@ Philadelphia	4-6 L	5-12-1
19	Nov. 13	Toronto	0-3 L	5-13-1
20	Nov. 17	Buffalo	2-3 L	5-14-1
21	Nov. 19	NY Islanders	4-6 L	5-15-1
22	Nov. 22	NY Rangers	2-3 L	5-16-1
23	Nov. 24	@ Buffalo	4-4 T	5-16-2
24	Nov. 25	@ Boston	2-4 L	5-17-2
25	Nov. 27	Chicago	4-3 W	6-17-2
26	Dec. 1	Detroit	2-5 L	6-18-2
27	Dec. 3	@ Colorado	2-3 L	6-19-2
28	Dec. 5	@ Chicago	4-2 W	7-19-2
29	Dec. 7	@ Washington	3-4 L	7-20-2
30	Dec. 8	@ Toronto	4-3 W	8-20-2
31	Dec. 11	Colorado	4-4 T	8-20-3
32	Dec. 14	Buffalo	3-6 L	8-21-3
33	Dec. 16	@ Detroit	3-7 L	8-22-3
34	Dec. 18	@ Minnesota	3-1 W	9-22-3
35	Dec. 20	Montreal	4-5 L	9-23-3
36	Dec. 22	@ Los Angeles	3-2 W	10-23-3
37	Dec. 23	St. Louis	2-4 L	10-24-3
38	Dec. 27	Philadelphia	1-5 L	10-25-3
39	Dec. 29	Boston	1-8 L	10-26-3
40	Jan. 1	@ NY Islanders	5-1 W	11-26-3

No	Date	Opponent	Score	Record
41	Jan. 2	@ NY Rangers	3-5 L	11-27-3
42	Jan. 4	@ Pittsburgh	2-2 T	11-27-4
43	Jan. 5	@ Atlanta	1-4 L	11-28-4
44	Jan. 7	@ Cleveland	4-8 L	11-29-4
45	Jan. 8	@ St. Louis	5-2 W	12-29-4
46	Jan. 12	Minnesota	5-3 W	13-29-4
47	Jan. 15	Cleveland	2-4 L	13-30-4
48	Jan. 19	Pittsburgh	0-3 L	13-31-4
49	Jan. 21	Toronto	1-3 L	13-32-4
50	Jan. 23	NY Rangers	6-2 W	14-32-4
51	Jan. 27	Chicago	1-1 T	14-32-5
52	Jan. 29	Minnesota	4-3 W	15-32-5
53	Feb. 3	Montreal	4-6 L	15-33-5
54	Feb. 5	@ Minnesota	5-5 T	15-33-6
55	Feb. 6	@ Detroit	2-3 L	15-34-6
56	Feb. 9	@ Montreal	0-6 L	15-35-6
57	Feb. 11	Pittsburgh	3-2 W	16-35-6
58	Feb. 14	NY Islanders	1-2 L	16-36-6
59	Feb. 16	Boston	3-7 L	16-37-6
60	Feb. 19	Atlanta	5-1 W	17-37-6
61	Feb. 21	St. Louis	0-4 L	17-38-6
62	Feb. 24	@ Los Angeles	2-2 T	17-38-7
63	Feb. 26	@ Minnesota	0-3 L	17-39-7
64	Feb. 27	@ Chicago	4-3 W	18-39-7
65	Mar. 2	@ Atlanta	2-1 W	19-39-7
66	Mar. 3	@ Philadelphia	2-5 L	19-40-7
67	Mar. 5	@ Toronto	4-4 T	19-40-8
68	Mar. 9	Washington	5-2 W	20-40-8
69	Mar. 10	Chicago	5-0 W	21-40-8
70	Mar. 12	Colorado	2-2 T	21-40-9
71	Mar. 13	@ Colorado	6-2 W	22-40-9
72	Mar. 15	Detroit	7-1 W	23-40-9
73	Mar. 19	@ St. Louis	4-4 T	23-40-10
74	Mar. 20	@ Colorado	4-1 W	24-40-10
75	Mar. 22	Philadelphia	4-4 T	24-40-11
76	Mar. 25	@ Cleveland	4-4 T	24-40-12
77	Mar. 26	@ Philadelphia	3-9 L	24-41-12
78	Mar. 29	Los Angeles	3-3 T	24-41-13
79	Apr. 1	Colorado	3-6 L	24-42-13
80	Apr. 3	Minnesota	6-3 W	25-42-13

## SMYTHE DIVISION FINISH

3rd (57 Points)

## COACH

Orland Kurtenbach

## GM

Jake Milford

## CAPTAIN

Don Lever

## SCORING

Player	GP	G	A	PTS	PIM
Walton	65	29	37	66	30
Blight	80	25	38	63	33
Vervaeert	80	21	33	54	23
Lever	75	17	32	49	58
Martin	CHI 7	1	1	2	0
	VAN 67	15	31	46	36
Graves	80	21	26	47	18
Kearns	80	4	43	47	27
Gillis	79	23	18	41	35
Oddleifson	78	17	22	39	64
Sedlbauer	62	18	12	30	25
Monahan	67	10	19	29	28
Alexander	32	8	18	26	6
Snepsts	75	4	16	20	118
Manno	49	5	14	19	29
O'Flaherty	59	6	11	17	15
Gassoff	47	9	6	15	70
Grisdale	42	0	9	9	47
McIlhargey	69	3	5	8	172

Player	GP	G	A	PTS	PIM	
Kannegiesser	42	1	7	8	36	
Goodenough	42	1	6	7	28	
Ralph Stewart	16	2	3	5	0	
McCarthy	PHI 22	1	2	3	21	
	VAN 1	0	0	0	0	
Carriere	7	0	3	3	11	
Callander	PHI 15	2	1	3	5	
	VAN 17	2	0	2	2	
Flockhart	24	0	1	1	12	
Ridley	40	0	1	1	9	
Veysey	1	0	0	0	0	
Bannerman	1	0	0	0	0	
Hanlon	4	0	0	0	2	
Maniago	46	0	0	0	18	
Goaltender	GPI	MIN	GA	SO	AVG	W-L-T
Bannerman	1	20	0	0	0.00	0-0-0
Hanlon	4	200	9	0	2.70	1-2-1
Maniago	46	2570	172	1	4.02	10-24-8
Ridley	40	2010	136	0	4.06	9-17-8

## RESULTS

No	Date	Opponent	Score	Record
1	Oct. 12	@ NY Rangers	3-6 L	0-1-0
2	Oct. 14	@ Colorado	4-4 T	0-1-1
3	Oct. 15	@ Minnesota	5-3 W	1-1-1
4	Oct. 18	Detroit	3-2 W	2-1-1
5	Oct. 23	Boston	3-3 T	2-1-2
6	Oct. 25	Los Angeles	3-1 W	3-1-2
7	Oct. 27	NY Islanders	2-3 L	3-2-2
8	Oct. 29	Colorado	2-6 L	3-3-2
9	Nov. 2	Toronto	1-5 L	3-4-2
10	Nov. 4	NY Rangers	1-5 L	3-5-2
11	Nov. 6	@ Philadelphia	2-3 L	3-6-2
12	Nov. 8	@ Colorado	2-6 L	3-7-2
13	Nov. 9	@ St. Louis	6-8 L	3-8-2
14	Nov. 11	Minnesota	4-2 W	4-8-2
15	Nov. 15	Cleveland	5-4 W	5-8-2
16	Nov. 17	@ Boston	4-4 T	5-8-3
17	Nov. 19	@ NY Islanders	2-9 L	5-9-3
18	Nov. 20	@ NY Rangers	3-0 W	6-9-3
19	Nov. 22	Pittsburgh	3-3 T	6-9-4
20	Nov. 26	Chicago	2-2 T	6-9-5
21	Nov. 29	Philadelphia	0-3 L	6-10-5
22	Dec. 2	Atlanta	3-2 W	7-10-5
23	Dec. 4	@ Chicago	6-2 W	8-10-5
24	Dec. 6	@ Washington	5-2 W	9-10-5
25	Dec. 7	@ Atlanta	2-2 T	9-10-6
26	Dec. 10	@ Montreal	2-7 L	9-11-6
27	Dec. 11	@ Buffalo	0-3 L	9-12-6
28	Dec. 13	Washington	3-1 W	10-12-6
29	Dec. 17	Buffalo	5-5 T	10-12-7
30	Dec. 19	@ Los Angeles	2-3 L	10-13-7
31	Dec. 20	Atlanta	2-2 T	10-13-8
32	Dec. 23	Minnesota	5-7 L	10-14-8
33	Dec. 27	NY Islanders	2-4 L	10-15-8
34	Dec. 30	Colorado	2-2 T	10-15-9
35	Jan. 1	@ Chicago	3-2 W	11-15-9
36	Jan. 3	@ NY Islanders	1-4 L	11-16-9
37	Jan. 4	@ Pittsburgh	3-8 L	11-17-9
38	Jan. 6	@ Cleveland	1-6 L	11-18-9
39	Jan. 7	@ Toronto	4-6 L	11-19-9
40	Jan. 11	St. Louis	6-4 W	12-19-9

No	Date	Opponent	Score	Record
41	Jan. 14	Colorado	3-3 T	12-19-10
42	Jan. 17	NY Rangers	4-5 L	12-20-10
43	Jan. 19	Toronto	3-3 T	12-20-11
44	Jan. 21	@ Montreal	1-8 L	12-21-11
45	Jan. 22	@ Buffalo	2-2 T	12-21-12
46	Jan. 26	Philadelphia	2-6 L	12-22-12
47	Jan. 28	St. Louis	8-3 W	13-22-12
48	Jan. 31	Washington	4-2 W	14-22-12
49	Feb. 2	Montreal	4-4 T	14-22-13
50	Feb. 4	Chicago	1-5 L	14-23-13
51	Feb. 7	Atlanta	2-4 L	14-24-13
52	Feb. 9	@ Philadelphia	2-5 L	14-25-13
53	Feb. 11	@ Minnesota	2-3 L	14-26-13
54	Feb. 12	@ Detroit	3-8 L	14-27-13
55	Feb. 14	@ Washington	4-2 W	15-27-13
56	Feb. 15	@ NY Rangers	3-6 L	15-28-13
57	Feb. 17	@ Cleveland	2-3 L	15-29-13
58	Feb. 18	@ St. Louis	3-4 L	15-30-13
59	Feb. 22	Boston	4-6 L	15-31-13
60	Feb. 25	Minnesota	5-1 W	16-31-13
61	Feb. 27	Cleveland	3-3 T	16-31-14
62	Mar. 1	Chicago	3-2 W	17-31-14
63	Mar. 4	@ Toronto	3-4 L	17-32-14
64	Mar. 5	@ Boston	3-6 L	17-33-14
65	Mar. 7	@ NY Islanders	2-5 L	17-34-14
66	Mar. 8	@ Atlanta	3-8 L	17-35-14
67	Mar. 11	@ Pittsburgh	3-1 W	18-35-14
68	Mar. 12	@ Detroit	4-4 T	18-35-15
69	Mar. 15	Pittsburgh	7-4 W	19-35-15
70	Mar. 17	@ Colorado	1-3 L	19-36-15
71	Mar. 18	Detroit	4-5 L	19-37-15
72	Mar. 20	Montreal	1-5 L	19-38-15
73	Mar. 24	Buffalo	2-2 T	19-38-16
74	Mar. 26	@ Chicago	3-4 L	19-39-16
75	Mar. 28	@ Minnesota	4-9 L	19-40-16
76	Mar. 29	@ St. Louis	1-3 L	19-41-16
77	Mar. 31	Philadelphia	2-3 L	19-42-16
78	Apr. 4	St. Louis	3-2 W	20-42-16
79	Apr. 7	Los Angeles	5-5 T	20-42-17
80	Apr. 8	@ Los Angeles	3-5 L	20-43-17



# 1978.79 SEASON RECORD

## SMYTHE DIVISION FINISH

2nd (63 Points)

## COACH

Harry Neale

## GM

Jake Milford

## CAPTAIN

Don Lever, Kevin McCarthy

## SCORING

Player	GP	G	A	PTS	PIM
Sedlbauer	79	40	16	56	26
Gradin	76	20	31	51	22
Lever	71	23	21	44	17
Smyl	62	14	24	38	89
Oddleifson	67	11	26	37	51
Fraser	78	16	19	35	116
Kearns	78	3	31	34	28
Snepsts	76	7	24	31	130
Martin	64	12	14	26	24
Graves	62	11	15	26	14
Ververgaert	35	9	17	26	13
Gillis	78	13	12	25	33
Manno	52	5	16	21	42
Lindgren	64	2	19	21	68
Blight	56	5	10	15	16
Eriksson	35	2	12	14	4
Goodenough	36	4	9	13	18

Player	GP	G	A	PTS	PIM
Gassoff	34	4	7	11	53
Derlago	9	4	4	8	2
Tudor	24	4	4	8	19
Kozak	28	2	5	7	30
McIlhargey	53	2	4	6	129
Callander	32	4	1	5	7
Grisdale	41	0	3	3	54
Flockhart	14	1	1	2	0
Zetterstrom	14	0	1	1	2
Wilson	17	0	1	1	0
Hanlon	31	0	1	1	30
Bromley	38	0	1	1	6
Smith	2	0	0	0	2

Goaltender	GPI	MIN	GA	SO	AVG	W-L-T
Hanlon	31	1821	94	3	3.10	12-13-5
Bromley	38	2144	136	2	3.81	11-19-6
Wilson	17	835	58	0	4.17	2-10-2

## RESULTS

No	Date	Opponent	Score	Record
1	Oct. 11	Colorado	8-2 W	1-0-0
2	Oct. 13	St. Louis	8-4 W	2-0-0
3	Oct. 15	@ Chicago	3-3 T	2-0-1
4	Oct. 17	@ St. Louis	6-8 L	2-1-1
5	Oct. 18	@ Minnesota	2-7 L	2-2-1
6	Oct. 20	Boston	1-5 L	2-3-1
7	Oct. 22	Buffalo	3-2 W	3-3-1
8	Oct. 25	@ NY Rangers	2-6 L	3-4-1
9	Oct. 28	@ NY Islanders	2-5 L	3-5-1
10	Oct. 29	@ Philadelphia	5-2 W	4-5-1
11	Nov. 1	@ Chicago	1-0 W	5-5-1
12	Nov. 3	Toronto	1-3 L	5-6-1
13	Nov. 5	NY Rangers	2-5 L	5-7-1
14	Nov. 7	@ Atlanta	2-4 L	5-8-1
15	Nov. 8	@ Detroit	6-4 W	6-8-1
16	Nov. 10	Minnesota	2-3 L	6-9-1
17	Nov. 12	Philadelphia	0-4 L	6-10-1
18	Nov. 16	Pittsburgh	3-6 L	6-11-1
19	Nov. 18	Montreal	2-4 L	6-12-1
20	Nov. 21	Chicago	5-2 W	7-12-1
21	Nov. 23	@ Colorado	7-2 W	8-12-1
22	Nov. 25	NY Islanders	2-5 L	8-13-1
23	Nov. 28	@ St. Louis	6-3 W	9-13-1
24	Nov. 29	@ Chicago	1-1 T	9-13-2
25	Dec. 1	Detroit	2-1 W	10-13-2
26	Dec. 5	Atlanta	3-0 W	11-13-2
27	Dec. 7	Chicago	4-2 W	12-13-2
28	Dec. 9	Washington	5-7 L	12-14-2
29	Dec. 12	@ Boston	3-7 L	12-15-2
30	Dec. 13	@ Toronto	1-5 L	12-16-2
31	Dec. 16	@ Pittsburgh	5-6 L	12-17-2
32	Dec. 17	@ Buffalo	3-6 L	12-18-2
33	Dec. 19	@ Minnesota	3-5 L	12-19-2
34	Dec. 20	@ Detroit	2-7 L	12-20-2
35	Dec. 23	Los Angeles	2-0 W	13-20-2
36	Dec. 28	Buffalo	3-3 T	13-20-3
37	Dec. 30	@ Los Angeles	0-4 L	13-21-3
38	Jan. 2	@ NY Islanders	0-9 L	13-22-3
39	Jan. 3	@ Pittsburgh	5-3 W	14-22-3
40	Jan. 5	@ NY Rangers	4-6 L	14-23-3

No	Date	Opponent	Score	Record
41	Jan. 6	@ Montreal	0-2 L	14-24-3
42	Jan. 8	@ Toronto	5-1 W	15-24-3
43	Jan. 11	St. Louis	4-3 W	16-24-3
44	Jan. 13	@ St. Louis	3-3 T	16-24-4
45	Jan. 14	@ Washington	3-5 L	16-25-4
46	Jan. 16	Montreal	2-2 T	16-25-5
47	Jan. 19	Toronto	3-3 T	16-25-6
48	Jan. 24	Chicago	0-5 L	16-26-6
49	Jan. 26	St. Louis	4-1 W	17-26-6
50	Jan. 27	@ Colorado	2-2 T	17-26-7
51	Jan. 30	NY Rangers	3-5 L	17-27-7
52	Feb. 1	@ Atlanta	1-4 L	17-28-7
53	Feb. 3	@ Washington	5-1 W	18-28-7
54	Feb. 4	@ Boston	1-6 L	18-29-7
55	Feb. 13	@ St. Louis	3-3 T	18-29-8
56	Feb. 14	@ Minnesota	1-8 L	18-30-8
57	Feb. 17	NY Islanders	3-5 L	18-31-8
58	Feb. 20	Philadelphia	3-3 T	18-31-9
59	Feb. 22	Colorado	0-3 W	19-31-9
60	Feb. 24	Boston	3-4 L	19-32-9
61	Feb. 26	@ Los Angeles	0-2 L	19-33-9
62	Feb. 28	Chicago	4-4 T	19-33-10
63	Mar. 2	Washington	2-6 L	19-34-10
64	Mar. 4	Los Angeles	2-3 L	19-35-10
65	Mar. 7	@ Toronto	0-2 L	19-36-10
66	Mar. 8	@ Montreal	1-11 L	19-37-10
67	Mar. 10	Colorado	1-3 L	19-38-10
68	Mar. 13	Pittsburgh	3-9 L	19-39-10
69	Mar. 15	@ Buffalo	2-4 L	19-40-10
70	Mar. 16	@ Colorado	4-1 W	20-40-10
71	Mar. 18	Atlanta	2-1 W	21-40-10
72	Mar. 21	St. Louis	1-1 T	21-40-11
73	Mar. 23	Buffalo	3-4 L	21-41-11
74	Mar. 25	Minnesota	2-1 W	22-41-11
75	Mar. 27	Detroit	5-2 W	23-41-11
76	Mar. 29	@ Philadelphia	0-5 L	23-42-11
77	Mar. 31	@ Colorado	2-0 W	24-42-11
78	Apr. 1	@ Chicago	2-2 T	24-42-12
79	Apr. 3	Colorado	2-1 W	25-42-12
80	Apr. 6	Minnesota	2-2 T	25-42-13

## SMYTHE DIVISION FINISH

3rd (70 Points)

## COACH

Harry Neale

## GM

Jake Milford

## CAPTAIN

Kevin McCarthy

## SCORING

Player	GP	G	A	PTS	PIM
Smyl	77	31	47	78	204
Gradin	80	30	45	75	22
Boldirev	ATL 52	16	24	40	20
	VAN 27	16	11	27	14
Williams	TOR 55	22	18	40	197
	VAN 23	8	5	13	81
McCarthy	79	15	30	45	70
Fraser	78	17	25	42	143
Lever	51	21	17	38	32
Lindgren	73	5	30	35	66
Derlago	54	11	15	26	27
Brasar	MIN 22	1	14	15	0
	VAN 48	9	10	19	7
Gillis	67	13	17	30	108
Rota	ATL 44	10	8	18	49
	VAN 26	5	6	11	29
Oddleifson	75	8	20	28	76
Snepsts	79	3	20	23	202
Vaive	47	13	8	21	111
Butler	TOR 55	7	8	15	29
	VAN 23	4	4	8	21
Sedlbauer	32	10	4	14	7
Holt	22	1	3	4	80
Smith	19	1	3	4	50

Player	GP	G	A	PTS	PIM	
Manery	21	2	1	3	15	
McIlhargey	24	0	2	2	41	
Lupul	51	9	11	20	24	
Ashton	47	5	14	19	21	
Kearns	67	1	18	19	24	
Blight	33	12	6	18	54	
Manno	40	3	14	17	14	
Hughes	52	2	11	13	181	
Logan	CHI 12	2	3	5	34	
	VAN 33	1	5	6	109	
Callander	4	1	1	2	0	
Goodenough	5	0	2	2	2	
Hubick	5	0	1	1	0	
Minor	5	0	1	1	2	
Affleck	5	0	1	1	0	
Hanlon	57	0	1	1	43	
Hazlett	1	0	0	0	0	
Tudor	2	0	0	0	0	
Bromley	15	0	0	0	2	
Goaltender	GPI	MIN	GA	SO	AVG	W-L-T
Bromley	15	860	43	1	3.00	8-2-4
Hanlon	57	3341	193	0	3.47	17-29-10
Ridley	10	559	39	0	3.91	2-6-2

## RESULTS

No	Date	Opponent	Score	Record
1	Oct. 9	St. Louis	2-5 L	0-1-0
2	Oct. 12	Detroit	3-1 W	1-1-0
3	Oct. 14	@ Edmonton	4-4 T	1-1-1
4	Oct. 17	@ St. Louis	5-1 W	2-1-1
5	Oct. 18	@ NY Rangers	3-6 L	2-2-1
6	Oct. 20	@ Toronto	0-2 L	2-3-1
7	Oct. 21	@ Buffalo	3-3 T	2-3-2
8	Oct. 24	Toronto	5-1 W	3-3-2
9	Oct. 27	Washington	5-3 W	4-3-2
10	Oct. 31	NY Islanders	2-2 T	4-3-3
11	Nov. 2	Boston	3-3 T	4-3-4
12	Nov. 4	NY Rangers	2-4 L	4-4-4
13	Nov. 6	Minnesota	7-7 T	4-4-5
14	Nov. 10	@ Detroit	2-1 W	5-4-5
15	Nov. 11	@ Philadelphia	4-5 L	5-5-5
16	Nov. 13	@ Atlanta	3-5 W	6-5-5
17	Nov. 14	@ Chicago	5-2 W	7-5-5
18	Nov. 16	Pittsburgh	5-2 W	8-5-5
19	Nov. 18	Montreal	5-2 W	9-5-5
20	Nov. 20	Los Angeles	1-5 L	9-6-5
21	Nov. 23	Philadelphia	2-5 L	9-7-5
22	Nov. 24	@ Winnipeg	3-5 L	9-8-5
23	Nov. 28	Winnipeg	4-2 W	10-8-5
24	Nov. 30	Chicago	1-1 T	10-8-6
25	Dec. 2	@ Quebec	1-3 L	10-9-6
26	Dec. 4	@ NY Islanders	5-1 W	11-9-6
27	Dec. 5	@ Pittsburgh	3-3 T	11-9-7
28	Dec. 8	@ Detroit	1-5 L	11-10-7
29	Dec. 9	@ Boston	3-5 L	11-11-7
30	Dec. 11	Hartford	5-3 W	12-11-7
31	Dec. 14	Colorado	5-3 W	13-11-7
32	Dec. 15	@ Los Angeles	3-4 L	13-12-7
33	Dec. 19	@ NY Rangers	3-5 L	13-13-7
34	Dec. 21	@ Washington	1-2 L	13-14-7
35	Dec. 22	@ Montreal	2-4 L	13-15-7
36	Dec. 28	Edmonton	3-5 L	13-16-7
37	Dec. 29	Quebec	6-2 W	14-16-7
38	Jan. 3	@ St. Louis	2-6 L	14-17-7
39	Jan. 4	@ Colorado	4-2 W	15-17-7
40	Jan. 6	@ Chicago	1-3 L	15-18-7

No	Date	Opponent	Score	Record
41	Jan. 8	@ NY Islanders	0-3 L	15-19-7
42	Jan. 9	@ Pittsburgh	2-4 L	15-20-7
43	Jan. 11	@ Washington	4-7 L	15-21-7
44	Jan. 12	@ Toronto	4-6 L	15-22-7
45	Jan. 16	Atlanta	3-5 L	15-23-7
46	Jan. 18	Buffalo	2-2 T	15-23-8
47	Jan. 22	Colorado	3-5 L	15-24-8
48	Jan. 23	NY Rangers	4-6 L	15-25-8
49	Jan. 27	Toronto	2-5 L	15-26-8
50	Jan. 29	Montreal	3-4 L	15-27-8
51	Feb. 2	@ Minnesota	5-4 W	16-27-8
52	Feb. 3	@ Buffalo	0-3 L	16-28-8
53	Feb. 7	@ Philadelphia	4-1 W	17-28-8
54	Feb. 9	@ Montreal	4-3 W	18-28-8
55	Feb. 12	@ Hartford	5-5 T	18-28-9
56	Feb. 16	Washington	3-5 L	18-29-9
57	Feb. 17	NY Islanders	4-2 W	19-29-9
58	Feb. 19	St. Louis	1-3 L	19-30-9
59	Feb. 22	Philadelphia	3-7 L	19-31-9
60	Feb. 23	Boston	4-4 T	19-31-10
61	Feb. 26	@ Minnesota	4-5 L	19-32-10
62	Feb. 29	@ Winnipeg	3-3 T	19-32-11
63	Mar. 1	@ Edmonton	5-2 W	20-32-11
64	Mar. 4	Winnipeg	2-1 W	21-32-11
65	Mar. 5	Chicago	3-3 T	21-32-12
66	Mar. 7	Atlanta	3-9 L	21-33-12
67	Mar. 9	@ Colorado	4-4 T	21-33-13
68	Mar. 10	@ Atlanta	5-2 W	22-33-13
69	Mar. 13	@ Hartford	1-3 L	22-34-13
70	Mar. 15	@ Boston	2-2 T	22-34-14
71	Mar. 16	@ Quebec	3-2 W	23-34-14
72	Mar. 19	Buffalo	3-3 T	23-34-15
73	Mar. 21	Detroit	2-5 L	23-35-15
74	Mar. 23	Quebec	2-6 L	23-36-15
75	Mar. 25	Pittsburgh	2-4 L	23-37-15
76	Mar. 28	Hartford	4-4 T	23-37-16
77	Mar. 30	Minnesota	5-3 W	24-37-16
78	Apr. 1	Edmonton	5-0 W	25-37-16
79	Apr. 3	Los Angeles	4-2 W	26-37-16
80	Apr. 5	@ Los Angeles	5-3 W	27-37-16

# 1980.81 SEASON RECORD

## SMYTHE DIVISION FINISH

3rd (76 Points)

## COACH

Harry Neale

## GM

Jake Milford

## CAPTAIN

Kevin McCarthy

## SCORING

Player	GP	G	A	PTS	PIM
Gradin	79	21	48	69	34
Smyl	80	25	38	63	171
Brasar	80	22	41	63	8
Williams	77	35	27	62	343
Schmautz	73	27	34	61	137
Boldirev	72	26	33	59	34
MacDonald	EDM 51	19	24	43	27
	VAN 12	5	9	14	10
Rota	80	25	31	56	124
McCarthy	80	16	37	53	85
Fraser	77	25	24	49	118
Ashton	77	18	11	29	57
Lanz	76	7	22	29	40
Butler	80	12	14	26	60
Minor	74	10	14	24	108
Lindgren	52	4	18	22	32
Halward	LA 51	4	15	19	96
	VAN 7	0	1	1	4

Player	GP	G	A	PTS	PIM	
Snepsts	76	3	16	19	212	
Marois	NYR 8	1	2	3	46	
	VAN 50	4	12	16	115	
Kearns	46	1	14	15	28	
Manno	20	0	11	11	30	
Campbell	42	1	8	9	75	
Gillis	11	0	4	4	4	
Christie	9	1	1	2	0	
Lupul	7	0	2	2	2	
Blight	3	1	0	1	4	
Hanlon	17	0	1	1	10	
Bromley	20	0	1	1	0	
Primeau	2	0	0	0	4	
Logan	7	0	0	0	13	
Oddleifson	8	0	0	0	6	
Goaltender	GPI	MIN	GA	SO	AVG	W-L-T
Brodeur	52	3024	177	0	3.51	17-18-16
Bromley	20	978	62	0	3.80	6-6-4
Hanlon	17	798	59	1	4.44	5-8-0

## RESULTS

No	Date	Opponent	Score	Record
1	Oct. 10	Detroit	5-3 W	1-0-0
2	Oct. 12	Quebec	8-2 W	2-0-0
3	Oct. 15	@ Chicago	2-4 L	2-1-0
4	Oct. 16	@ Philadelphia	5-2 W	3-1-0
5	Oct. 18	@ Montreal	1-4 L	3-2-0
6	Oct. 21	@ NY Islanders	6-3 W	4-2-0
7	Oct. 22	@ NY Rangers	2-3 L	4-3-0
8	Oct. 24	Boston	3-2 W	5-3-0
9	Oct. 26	Toronto	8-5 W	6-3-0
10	Oct. 29	@ Quebec	3-3 T	6-3-1
11	Nov. 1	@ Hartford	4-4 T	6-3-2
12	Nov. 2	@ Buffalo	4-4 L	6-4-2
13	Nov. 5	Edmonton	4-3 W	7-4-2
14	Nov. 7	Minnesota	3-2 W	8-4-2
15	Nov. 8	NY Rangers	6-4 W	9-4-2
16	Nov. 11	St. Louis	2-8 L	9-5-2
17	Nov. 14	Montreal	3-3 T	9-5-3
18	Nov. 16	Los Angeles	2-3 L	9-6-3
19	Nov. 18	Winnipeg	6-1 W	10-6-3
20	Nov. 19	@ Edmonton	6-4 W	11-6-3
21	Nov. 22	@ Hartford	3-4 L	11-7-3
22	Nov. 23	@ NY Rangers	2-2 T	11-7-4
23	Nov. 26	@ Pittsburgh	7-4 W	12-7-4
24	Nov. 28	Chicago	6-4 W	13-7-4
25	Nov. 29	Philadelphia	3-3 T	13-7-5
26	Dec. 3	Hartford	4-4 T	13-7-6
27	Dec. 4	@ Los Angeles	1-3 L	13-8-6
28	Dec. 7	NY Islanders	3-5 L	13-9-6
29	Dec. 9	@ Washington	4-2 W	14-9-6
30	Dec. 10	@ Toronto	8-5 W	15-9-6
31	Dec. 13	@ Boston	2-1 W	16-9-6
32	Dec. 14	@ Buffalo	2-2 T	16-9-7
33	Dec. 17	Montreal	4-4 T	16-9-8
34	Dec. 19	Pittsburgh	10-4 W	17-9-8
35	Dec. 21	Buffalo	3-3 T	17-9-9
36	Dec. 26	Los Angeles	3-6 L	17-10-9
37	Dec. 28	St. Louis	2-3 L	17-11-9
38	Dec. 30	Washington	3-3 T	17-11-10
39	Jan. 2	@ Detroit	2-2 T	17-11-11
40	Jan. 3	@ St. Louis	3-6 L	17-12-11

No	Date	Opponent	Score	Record
41	Jan. 6	@ Colorado	7-3 W	18-12-11
42	Jan. 7	@ Minnesota	1-1 T	18-12-12
43	Jan. 9	@ Winnipeg	4-4 T	18-12-13
44	Jan. 13	Colorado	3-3 T	18-12-14
45	Jan. 16	Detroit	3-1 W	19-12-14
46	Jan. 17	@ Colorado	5-2 W	20-12-14
47	Jan. 20	Toronto	2-2 T	20-12-15
48	Jan. 21	@ Edmonton	1-5 L	20-13-15
49	Jan. 24	NY Rangers	5-7 L	20-14-15
50	Jan. 28	@ Chicago	3-7 L	20-15-15
51	Jan. 29	@ Washington	1-3 L	20-16-15
52	Feb. 1	Calgary	6-2 W	21-16-15
53	Feb. 3	Washington	3-3 T	21-16-16
54	Feb. 7	@ St. Louis	2-9 L	21-17-16
55	Feb. 8	@ Detroit	2-3 L	21-18-16
56	Feb. 12	@ Philadelphia	3-4 L	21-19-16
57	Feb. 14	@ Pittsburgh	2-2 T	21-19-17
58	Feb. 15	@ Minnesota	2-7 L	21-20-17
59	Feb. 18	Boston	5-7 L	21-21-17
60	Feb. 20	Quebec	3-9 L	21-22-17
61	Feb. 22	Calgary	3-5 L	21-23-17
62	Feb. 24	Philadelphia	6-4 W	22-23-17
63	Feb. 26	@ Los Angeles	3-4 L	22-24-17
64	Feb. 27	NY Islanders	1-5 L	22-25-17
65	Mar. 1	Hartford	3-0 W	23-25-17
66	Mar. 4	@ Toronto	5-2 W	24-25-17
67	Mar. 7	@ NY Islanders	1-3 L	24-26-17
68	Mar. 8	@ Boston	1-4 L	24-27-17
69	Mar. 10	@ Calgary	2-11 L	24-28-17
70	Mar. 13	Chicago	5-3 W	25-28-17
71	Mar. 14	Buffalo	2-1 W	26-28-17
72	Mar. 17	Pittsburgh	4-3 W	27-28-17
73	Mar. 21	@ Montreal	3-5 L	27-29-17
74	Mar. 23	@ Quebec	3-3 T	27-29-18
75	Mar. 25	Colorado	4-4 T	27-29-19
76	Mar. 27	@ Winnipeg	10-2 W	28-29-19
77	Mar. 29	Minnesota	2-4 L	28-30-19
78	Apr. 1	Winnipeg	4-4 T	28-30-20
79	Apr. 3	Edmonton	2-7 L	28-31-20
80	Apr. 4	@ Calgary	5-6 L	28-32-20

## SMYTHE DIVISION FINISH

2nd (77 Points)

## COACH

Harry Neale, Roger Neilson

## GM

Jake Milford

## CAPTAIN

Kevin McCarthy

## SCORING

Player	GP	G	A	PTS	PIM
Gradin	76	37	49	86	32
Smyl	80	34	44	78	144
Boldirev	78	33	40	73	45
Fraser	79	28	39	67	175
Hlinka	72	23	37	60	16
Currie	STL 48	18	22	40	17
	VAN 12	5	3	8	2
Molin	72	15	31	46	10
McCarthy	71	6	39	45	84
Rota	51	20	20	40	139
Williams	77	17	21	38	341
MacDonald	59	18	15	33	20
Niil	STL 61	9	12	21	127
	VAN 8	1	2	3	5
Lindgren	75	5	16	21	74
Brasar	53	6	12	18	6
Lupul	41	10	7	17	26
Delorme	59	9	8	17	177

Player	GP	G	A	PTS	PIM
Halward	37	4	13	17	40
Snepsts	68	3	14	17	153
Lanz	39	3	11	14	48
Crawford	40	4	8	12	29
Belland	28	3	6	9	16
Eldebrink	38	1	8	9	21
Campbell	47	0	8	8	131
Butler	25	3	1	4	15
Lemay	5	1	2	3	0
Bubla	23	1	1	2	16
Brodeur	52	0	2	2	0
McDonnell	7	0	1	1	12
Minor	13	0	1	1	6
Schliebener	22	0	1	1	10
Butcher	5	0	0	0	9

Goaltender	GPI	MIN	GA	SO	AVG	W-L-T
Heinz	3	180	9	1	3.00	2-1-0
Brodeur	52	3010	168	2	3.35	20-18-12
Hanlon	28	1610	106	1	3.95	8-14-5

## RESULTS

No	Date	Opponent	Score	Record
1	Oct. 6	Colorado	4-2 W	1-0-0
2	Oct. 8	@ Calgary	1-1 T	1-0-1
3	Oct. 9	Edmonton	6-2 W	2-0-1
4	Oct. 11	@ Buffalo	2-2 T	2-0-2
5	Oct. 14	@ NY Rangers	1-2 L	2-1-2
6	Oct. 15	@ NY Islanders	1-4 L	2-2-2
7	Oct. 17	@ Montreal	4-10 L	2-3-2
8	Oct. 19	@ Quebec	3-6 L	2-4-2
9	Oct. 23	Hartford	2-2 T	2-4-3
10	Oct. 25	Pittsburgh	4-6 L	2-5-3
11	Oct. 28	Washington	3-0 W	3-5-3
12	Oct. 31	@ Philadelphia	8-4 W	4-5-3
13	Nov. 1	@ Detroit	1-3 L	4-6-3
14	Nov. 4	@ Hartford	4-1 W	5-6-3
15	Nov. 5	@ Boston	1-2 L	5-7-3
16	Nov. 8	Winnipeg	5-1 W	6-7-3
17	Nov. 11	Quebec	6-5 W	7-7-3
18	Nov. 14	Montreal	1-4 L	7-8-3
19	Nov. 15	@ Calgary	7-4 W	8-8-3
20	Nov. 19	Detroit	8-3 W	9-8-3
21	Nov. 21	@ Edmonton	3-8 L	9-9-3
22	Nov. 22	Colorado	5-5 T	9-9-4
23	Nov. 25	Chicago	6-2 W	10-9-4
24	Nov. 27	@ Colorado	6-3 W	11-9-4
25	Nov. 28	@ Los Angeles	2-3 L	11-10-4
26	Dec. 2	Minnesota	5-0 W	12-10-4
27	Dec. 4	@ Edmonton	3-7 L	12-11-4
28	Dec. 5	Edmonton	3-3 T	12-11-5
29	Dec. 9	NY Islanders	4-3 W	13-11-5
30	Dec. 12	@ Los Angeles	5-7 L	13-12-5
31	Dec. 13	Calgary	6-7 L	13-13-5
32	Dec. 16	Toronto	6-6 T	13-13-6
33	Dec. 18	@ Colorado	1-3 L	13-14-6
34	Dec. 19	@ St. Louis	0-5 L	13-15-6
35	Dec. 22	Minnesota	4-4 T	13-15-7
36	Dec. 23	@ Edmonton	1-6 L	13-16-7
37	Dec. 26	Los Angeles	2-2 T	13-16-8
38	Dec. 29	Boston	3-5 L	13-17-8
39	Dec. 31	Edmonton	3-1 W	14-17-8
40	Jan. 2	@ Washington	2-5 L	14-18-8

No	Date	Opponent	Score	Record
41	Jan. 4	@ NY Islanders	1-4 L	14-19-8
42	Jan. 7	@ NY Rangers	1-4 L	14-20-8
43	Jan. 9	@ Pittsburgh	3-4 L	14-21-8
44	Jan. 10	@ Chicago	2-3 L	14-22-8
45	Jan. 13	Calgary	5-1 W	15-22-8
46	Jan. 15	Los Angeles	3-3 T	15-22-9
47	Jan. 17	Pittsburgh	3-3 T	15-22-10
48	Jan. 19	St. Louis	4-5 L	15-23-10
49	Jan. 22	Edmonton	3-4 L	15-24-10
50	Jan. 24	Los Angeles	5-5 T	15-24-11
51	Jan. 27	Buffalo	4-3 W	16-24-11
52	Jan. 30	Philadelphia	4-2 W	17-24-11
53	Feb. 2	NY Rangers	3-4 L	17-25-11
54	Feb. 3	Toronto	3-1 W	18-25-11
55	Feb. 6	@ Los Angeles	4-5 L	18-26-11
56	Feb. 10	@ Toronto	4-1 W	19-26-11
57	Feb. 11	@ Detroit	4-4 T	19-26-12
58	Feb. 13	@ St. Louis	3-2 W	20-26-12
59	Feb. 15	@ Chicago	4-1 W	21-26-12
60	Feb. 17	Boston	6-3 W	22-26-12
61	Feb. 20	Hartford	4-2 W	23-26-12
62	Feb. 23	Calgary	2-2 T	23-26-13
63	Feb. 25	@ Calgary	4-11 L	23-27-13
64	Feb. 26	@ Colorado	4-3 W	24-27-13
65	Feb. 28	Philadelphia	3-3 T	24-27-14
66	Mar. 3	@ Colorado	2-3 L	24-28-14
67	Mar. 6	@ Minnesota	1-3 L	24-29-14
68	Mar. 7	@ Winnipeg	2-5 L	24-30-14
69	Mar. 10	Buffalo	4-7 L	24-31-14
70	Mar. 11	@ Calgary	3-6 L	24-32-14
71	Mar. 13	@ Edmonton	3-5 L	24-33-14
72	Mar. 17	@ Washington	6-6 T	24-33-15
73	Mar. 18	@ Montreal	4-2 W	25-33-15
74	Mar. 20	@ Quebec	3-3 T	25-33-16
75	Mar. 24	Colorado	5-4 W	26-33-16
76	Mar. 27	Calgary	7-2 W	27-33-16
77	Mar. 28	Winnipeg	5-0 W	28-33-16
78	Mar. 31	Colorado	4-4 T	28-33-17
79	Apr. 3	@ Los Angeles	6-0 W	29-33-17
80	Apr. 4	Los Angeles	7-4 W	30-33-17

## SMYTHE DIVISION FINISH

3rd (75 Points)

## COACH

Roger Neilson

## GM

Harry Neale

## CAPTAIN

Stan Smyl

## SCORING

Player	GP	G	A	PTS	PIM
Smyl	74	38	50	88	114
Gradin	80	32	54	86	61
Rota	73	42	38	81	88
Hlinka	65	19	44	63	12
Halward	75	19	33	52	83
Lanz	74	10	38	48	46
Sundstrom	74	23	23	46	30
McCarthy	74	12	28	40	88
Molin	58	12	27	39	23
Bubla	72	2	28	30	59
Lupul	40	18	10	28	46
Boldirev	39	5	20	25	12
Nil	65	7	15	22	136
Williams	68	8	13	21	265
Lemay	44	11	9	20	41
Lindgren	64	6	14	20	48
Tanti	CHI 1	1	0	1	0
	VAN 39	8	8	16	16
Butcher	55	1	13	14	105
Kirton	DET 10	1	1	2	6
	VAN 31	4	6	10	4

Player	GP	G	A	PTS	PIM
Fraser	36	6	7	13	99
Delorme	56	5	8	13	87
Snepsts	46	2	8	10	80
Crawford	41	4	5	9	28
MacDonald	17	3	4	7	2
Belland	14	2	4	6	4
Minor	39	1	5	6	57
Kulak	4	1	1	2	0
Currie	8	1	1	2	0
Eldebrink	5	1	1	2	0
Garrett	QUE 17	0	1	1	2
	VAN 17	0	1	1	0
Brodeur	58	0	1	1	2
Caprice	1	0	0	0	0
Petit	2	0	0	0	0
Ellacott	12	0	0	0	0

Goaltender	GPI	MIN	GA	SO	AVG	W-L-T
Garrett	VAN 17	934	48	1	3.08	7-6-3
	QUE 17	953	64	0	4.03	6-8-2
Brodeur	58	3291	208	0	3.79	21-26-8
Ellacott	12	555	41	0	4.43	2-3-4
Caprice	1	20	3	0	9.00	0-0-0

## RESULTS

No	Date	Opponent	Score	Record
1	Oct. 5	NY Islanders	2-1 W	1-0-0
2	Oct. 6	@ Los Angeles	3-3 T	1-0-1
3	Oct. 9	Edmonton	3-6 L	1-1-1
4	Oct. 12	@ Pittsburgh	4-5 L	1-2-1
5	Oct. 14	@ Boston	1-2 L	1-3-1
6	Oct. 16	@ Hartford	5-6 L	1-4-1
7	Oct. 19	@ NY Islanders	4-5 L	1-5-1
8	Oct. 20	@ NY Rangers	5-6 L	1-6-1
9	Oct. 23	Boston	3-2 W	2-6-1
10	Oct. 26	Hartford	8-1 W	3-6-1
11	Oct. 29	Chicago	2-2 T	3-6-2
12	Oct. 31	@ Edmonton	3-2 W	4-6-2
13	Nov. 2	@ Quebec	5-2 W	5-6-2
14	Nov. 4	@ Philadelphia	4-3 W	6-6-2
15	Nov. 6	@ Montreal	2-4 L	6-7-2
16	Nov. 7	@ Buffalo	1-3 L	6-8-2
17	Nov. 10	Los Angeles	4-2 W	7-8-2
18	Nov. 13	@ Winnipeg	2-3 L	7-9-2
19	Nov. 14	@ Winnipeg	5-6 L	7-10-2
20	Nov. 16	Detroit	4-4 T	7-10-3
21	Nov. 20	@ Edmonton	3-3 T	7-10-4
22	Nov. 21	Washington	5-3 W	8-10-4
23	Nov. 23	Quebec	5-2 W	9-10-4
24	Nov. 26	New Jersey	4-4 T	9-10-5
25	Nov. 28	Philadelphia	5-5 T	9-10-6
26	Nov. 30	Los Angeles	2-5 L	9-11-6
27	Dec. 3	Calgary	4-5 L	9-12-6
28	Dec. 5	St. Louis	6-3 W	10-12-6
29	Dec. 8	@ Toronto	7-3 W	11-12-6
30	Dec. 9	@ Minnesota	6-9 L	11-13-6
31	Dec. 11	@ St. Louis	3-1 W	12-13-6
32	Dec. 15	Montreal	2-3 L	12-14-6
33	Dec. 16	@ Calgary	3-2 W	13-14-6
34	Dec. 18	Minnesota	3-3 T	13-14-7
35	Dec. 23	Calgary	3-6 L	13-15-7
36	Dec. 26	@ Los Angeles	2-4 L	13-16-7
37	Dec. 28	Winnipeg	4-4 T	13-16-8
38	Dec. 31	Edmonton	1-8 L	13-17-8
39	Jan. 2	@ New Jersey	1-3 L	13-18-8
40	Jan. 4	@ Philadelphia	1-4 L	13-19-8

No	Date	Opponent	Score	Record
41	Jan. 6	@ Hartford	6-4 W	14-19-8
42	Jan. 7	@ Buffalo	5-5 T	14-19-9
43	Jan. 12	Calgary	4-6 L	14-20-9
44	Jan. 13	@ Calgary	2-5 L	14-21-9
45	Jan. 16	Winnipeg	6-4 W	15-21-9
46	Jan. 18	NY Rangers	3-3 T	15-21-10
47	Jan. 19	@ Edmonton	4-9 L	15-22-10
48	Jan. 22	Edmonton	4-3 W	16-22-10
49	Jan. 25	@ Detroit	2-6 L	16-23-10
50	Jan. 26	@ Chicago	5-1 W	17-23-10
51	Jan. 29	NY Islanders	3-5 L	17-24-10
52	Feb. 1	Montreal	3-7 L	17-25-10
53	Feb. 5	@ Toronto	4-6 L	17-26-10
54	Feb. 6	@ New Jersey	4-4 T	17-26-11
55	Feb. 9	@ Pittsburgh	6-2 W	18-26-11
56	Feb. 13	@ Boston	1-3 L	18-27-11
57	Feb. 15	@ Winnipeg	4-7 L	18-28-11
58	Feb. 18	Washington	1-2 L	18-29-11
59	Feb. 20	Los Angeles	5-2 W	19-29-11
60	Feb. 22	St. Louis	6-3 W	20-29-11
61	Feb. 24	@ Los Angeles	0-8 L	20-30-11
62	Feb. 25	Toronto	1-4 L	20-31-11
63	Feb. 27	Calgary	6-2 W	21-31-11
64	Mar. 1	@ Calgary	1-8 L	21-32-11
65	Mar. 2	@ Winnipeg	3-0 W	22-32-11
66	Mar. 5	Winnipeg	5-4 W	23-32-11
67	Mar. 6	Winnipeg	6-2 W	24-32-11
68	Mar. 8	NY Rangers	7-3 W	25-32-11
69	Mar. 12	Buffalo	8-3 W	26-32-11
70	Mar. 14	@ Minnesota	3-6 L	26-33-11
71	Mar. 16	@ Edmonton	3-4 L	26-34-11
72	Mar. 18	Quebec	7-3 W	27-34-11
73	Mar. 20	Detroit	6-3 W	28-34-11
74	Mar. 21	Pittsburgh	7-3 W	29-34-11
75	Mar. 23	@ Washington	1-1 T	29-34-12
76	Mar. 25	Chicago	3-3 T	29-34-13
77	Mar. 27	Los Angeles	8-4 W	30-34-13
78	Mar. 29	Edmonton	4-7 L	30-35-13
79	Mar. 31	@ Calgary	4-4 T	30-35-14
80	Apr. 3	@ Los Angeles	2-2 T	30-35-15

## SMYTHE DIVISION FINISH

3rd (73 Points)

## COACH

Roger Neilson, Harry Neale

## GM

Harry Neale

## CAPTAIN

Stan Smyl

## SCORING

Player	GP	G	A	PTS	PIM
Sundstrom	78	38	53	91	37
Tanti	79	45	41	86	50
Gradin	75	21	57	78	32
Smyl	80	24	43	67	136
Lanz	79	18	39	57	45
Rota	59	28	20	48	73
Lupul	69	17	27	44	51
Bubla	62	6	33	39	43
McNab	BOS VAN 52	14	16	30	10
	13	1	6	7	10
Neely	56	16	15	31	57
Williams	67	15	16	31	294
Lemay	56	12	18	30	38
Halward	54	7	16	31	35
Gillis	37	9	13	22	7
Belland	44	7	13	20	24
Snepests	79	4	16	20	152
McCarthy	47	2	14	16	61
Nil	51	9	6	15	78
Petit	44	6	9	15	53

Player	GP	G	A	PTS	PIM	
Molin	42	6	7	13	4	
Schliebener	51	2	10	12	48	
Currie	18	3	3	6	2	
Kirton	26	2	3	5	2	
Delorme	64	2	2	4	68	
Lanthier	11	2	1	3	2	
Lindgren	7	1	2	3	4	
Butcher	28	2	0	2	34	
Martin	12	0	2	2	6	
Brodeur	36	0	2	2	0	
Hall	4	1	0	1	6	
Crawford	19	0	1	1	9	
Lidster	8	0	0	0	4	
Minor	9	0	0	0	0	
Caprice	19	0	0	0	2	
Garrett	29	0	0	0	9	
Goaltender	GPI	MIN	GA	SO	AVG	W-L-T
Caprice	19	1098	62	1	3.39	8-8-2
Brodeur	36	2110	141	1	4.01	10-21-5
Garrett	29	1653	113	0	4.10	14-10-2

## RESULTS

No	Date	Opponent	Score	Record
1	Oct. 5	Calgary	3-5 L	0-1-0
2	Oct. 7	Minnesota	10-9 W	1-1-0
3	Oct. 9	Toronto	7-4 W	2-1-0
4	Oct. 11	@ St. Louis	2-3 L	2-2-0
5	Oct. 12	@ Chicago	1-2 L	2-3-0
6	Oct. 15	@ Montreal	4-5 L	2-4-0
7	Oct. 19	Edmonton	7-10 L	2-5-0
8	Oct. 21	New Jersey	5-4 W	3-5-0
9	Oct. 22	@ Edmonton	5-5 T	3-5-1
10	Oct. 25	St. Louis	7-1 W	4-5-1
11	Oct. 28	Hartford	5-4 W	5-5-1
12	Oct. 30	@ Calgary	3-4 L	5-6-1
13	Nov. 1	@ NY Islanders	3-6 L	5-7-1
14	Nov. 4	@ Washington	4-5 L	5-8-1
15	Nov. 5	@ Detroit	3-2 W	6-8-1
16	Nov. 9	Winnipeg	2-7 L	6-9-1
17	Nov. 11	Winnipeg	4-2 W	7-9-1
18	Nov. 13	Montreal	4-3 W	8-9-1
19	Nov. 16	@ Los Angeles	2-5 L	8-10-1
20	Nov. 18	Los Angeles	2-5 L	8-11-1
21	Nov. 20	Los Angeles	8-3 W	9-11-1
22	Nov. 23	@ Winnipeg	4-1 W	10-11-1
23	Nov. 26	Philadelphia	4-5 L	10-12-1
24	Nov. 28	@ NY Rangers	3-3 T	10-12-2
25	Nov. 30	@ Hartford	6-2 W	11-12-2
26	Dec. 1	@ Boston	1-7 L	11-13-2
27	Dec. 3	@ Toronto	5-5 T	11-13-3
28	Dec. 6	NY Islanders	2-5 L	11-14-3
29	Dec. 7	@ Edmonton	4-5 L	11-15-3
30	Dec. 10	Edmonton	3-2 W	12-15-3
31	Dec. 13	Quebec	6-2 W	13-15-3
32	Dec. 16	Calgary	5-3 W	14-15-3
33	Dec. 18	@ Buffalo	2-3 L	14-16-3
34	Dec. 20	@ Quebec	4-6 L	14-17-3
35	Dec. 21	@ Detroit	9-5 W	15-17-3
36	Dec. 26	Los Angeles	4-5 L	15-18-3
37	Dec. 28	Edmonton	2-4 L	15-19-3
38	Dec. 30	@ Calgary	1-5 L	15-20-3
39	Dec. 31	Boston	5-5 T	15-20-4
40	Jan. 3	@ Los Angeles	4-3 W	16-20-4

No	Date	Opponent	Score	Record
41	Jan. 4	@ Los Angeles	3-3 T	16-20-5
42	Jan. 7	@ Minnesota	0-2 L	16-21-5
43	Jan. 8	@ Chicago	0-2 L	16-22-5
44	Jan. 10	@ St. Louis	0-2 L	16-23-5
45	Jan. 13	Washington	4-6 L	16-24-5
46	Jan. 15	Hartford	5-0 W	17-24-5
47	Jan. 17	Buffalo	1-5 L	17-25-5
48	Jan. 18	@ Edmonton	5-7 L	17-26-5
49	Jan. 20	@ Winnipeg	6-6 T	17-26-6
50	Jan. 22	@ Winnipeg	4-6 L	17-27-6
51	Jan. 25	Edmonton	4-6 L	17-28-6
52	Jan. 27	Philadelphia	4-0 W	18-28-6
53	Jan. 29	New Jersey	3-2 W	19-28-6
54	Feb. 2	@ Los Angeles	2-4 L	19-29-6
55	Feb. 4	NY Rangers	4-5 L	19-30-6
56	Feb. 5	@ Calgary	2-4 L	19-31-6
57	Feb. 7	@ Quebec	4-2 W	20-31-6
58	Feb. 9	@ Montreal	7-6 W	21-31-6
59	Feb. 11	@ NY Islanders	4-6 L	21-32-6
60	Feb. 12	@ Philadelphia	6-5 W	22-32-6
61	Feb. 17	Pittsburgh	1-4 L	22-33-6
62	Feb. 19	Calgary	5-2 W	23-33-6
63	Feb. 21	Boston	2-5 L	23-34-6
64	Feb. 23	@ Calgary	2-3 L	23-35-6
65	Feb. 24	Los Angeles	5-3 W	24-35-6
66	Feb. 26	Toronto	4-4 T	24-35-7
67	Feb. 28	@ Washington	3-2 W	25-35-7
68	Feb. 29	@ Pittsburgh	9-5 W	26-35-7
69	Mar. 2	@ New Jersey	2-4 L	26-36-7
70	Mar. 4	@ NY Rangers	5-4 W	27-36-7
71	Mar. 7	Winnipeg	4-3 W	28-36-7
72	Mar. 9	Chicago	4-3 W	29-36-7
73	Mar. 11	@ Edmonton	2-12 L	29-37-7
74	Mar. 13	Pittsburgh	4-3 W	30-37-7
75	Mar. 17	Buffalo	2-5 L	30-38-7
76	Mar. 20	Detroit	3-6 L	30-39-7
77	Mar. 23	@ Winnipeg	4-3 W	31-39-7
78	Mar. 25	Calgary	4-4 T	31-39-8
79	Mar. 28	Winnipeg	5-1 W	32-39-8
80	Mar. 30	Minnesota	3-3 T	32-39-9

## SMYTHE DIVISION FINISH

5th (59 Points)

## COACH

Bill Laforge, Harry Neale

## GM

Harry Neale

## CAPTAIN

Stan Smyl

## SCORING

Player	GP	G	A	PTS	PIM
Sundstrom	71	25	43	68	46
Smyl	80	27	37	64	100
Gradin	76	22	42	64	43
Tanti	68	39	20	59	45
Lemay	74	21	31	52	68
McNab	75	23	25	48	10
Neely	72	21	18	39	137
Skriko	72	21	14	35	10
MacAdam	80	14	20	34	27
Halward	71	7	27	34	82
Petit	69	5	26	31	127
Lidster	78	6	24	30	55
Lupul	66	12	17	29	82
Daigneault	67	4	23	27	69
Kirton	62	17	5	22	21
Lanz	57	2	17	19	69
Bubla	56	2	15	17	54
Gillis	37	5	11	16	23
Butcher	75	3	9	12	152

Player	GP	G	A	PTS	PIM
Lanthier	27	6	4	10	13
Belland	13	0	6	6	6
Hall	7	1	4	5	19
Delorme	31	1	2	3	51
Stevens	6	0	3	3	6
Caprice	28	0	2	2	0
Martin	12	0	1	1	39
Brodeur	51	0	1	1	4
Crawford	1	0	0	0	4
Holloway	2	0	0	0	0
Morrison	8	0	0	0	0
Coxe	9	0	0	0	49
Garrett	10	0	0	0	14
Schliebener	11	0	0	0	16

Goaltender	GPI	MIN	GA	SO	AVG	W-L-T
Brodeur	51	2930	228	0	4.67	16-27-6
Caprice	28	1523	122	0	4.81	8-14-3
Garrett	10	407	44	0	6.49	1-5-0

## RESULTS

No	Date	Opponent	Score	Record
1	Oct. 11	Quebec	2-5 L	0-1-0
2	Oct. 13	@ Los Angeles	6-5 W	1-1-0
3	Oct. 14	Calgary	5-7 L	1-2-0
4	Oct. 17	@ Pittsburgh	3-4 L	1-3-0
5	Oct. 18	@ Philadelphia	2-13 L	1-4-0
6	Oct. 20	@ Hartford	2-3 L	1-5-0
7	Oct. 23	@ NY Islanders	5-6 L	1-6-0
8	Oct. 24	@ Chicago	3-9 L	1-7-0
9	Oct. 28	Washington	2-5 L	1-8-0
10	Oct. 30	@ Edmonton	0-7 L	1-9-0
11	Oct. 31	Los Angeles	3-10 L	1-10-0
12	Nov. 3	Chicago	6-4 W	2-10-0
13	Nov. 7	@ Toronto	4-4 T	2-10-1
14	Nov. 9	@ Winnipeg	5-7 L	2-11-1
15	Nov. 10	@ Minnesota	5-5 T	2-11-2
16	Nov. 12	Montreal	3-5 L	2-12-2
17	Nov. 14	Detroit	3-2 W	3-12-2
18	Nov. 16	Pittsburgh	7-6 W	4-12-2
19	Nov. 17	@ Edmonton	0-7 L	4-13-2
20	Nov. 20	St. Louis	1-5 L	4-14-2
21	Nov. 21	@ Calgary	4-6 L	4-15-2
22	Nov. 23	Winnipeg	1-5 L	4-16-2
23	Nov. 25	Calgary	2-4 L	4-17-2
24	Nov. 27	St. Louis	1-6 L	4-18-2
25	Nov. 29	@ Los Angeles	1-12 L	4-19-2
26	Dec. 1	@ Los Angeles	3-6 L	4-20-2
27	Dec. 3	NY Islanders	4-5 L	4-21-2
28	Dec. 8	Edmonton	3-2 W	5-21-2
29	Dec. 11	@ Quebec	4-3 W	6-21-2
30	Dec. 13	@ Montreal	5-4 W	7-21-2
31	Dec. 15	@ Boston	1-2 L	7-22-2
32	Dec. 16	@ Buffalo	2-2 T	7-22-3
33	Dec. 20	@ Calgary	1-9 L	7-23-3
34	Dec. 21	@ Edmonton	3-1 W	8-23-3
35	Dec. 23	Calgary	4-5 L	8-24-3
36	Dec. 26	Los Angeles	3-3 T	8-24-4
37	Dec. 28	Philadelphia	4-7 L	8-25-4
38	Dec. 30	Edmonton	7-7 T	8-25-5
39	Jan. 2	@ NY Rangers	0-6 L	8-26-5
40	Jan. 3	@ New Jersey	6-4 W	9-26-5

No	Date	Opponent	Score	Record
41	Jan. 5	@ Toronto	4-1 W	10-26-5
42	Jan. 8	@ Philadelphia	3-5 L	10-27-5
43	Jan. 9	@ Pittsburgh	4-7 L	10-28-5
44	Jan. 13	Toronto	3-5 L	10-29-5
45	Jan. 15	NY Islanders	6-5 W	11-29-5
46	Jan. 18	Edmonton	4-4 T	11-29-6
47	Jan. 19	@ Edmonton	5-7 L	11-30-6
48	Jan. 21	Calgary	3-3 T	11-30-7
49	Jan. 23	Winnipeg	4-6 L	11-31-7
50	Jan. 25	Winnipeg	7-4 W	12-31-7
51	Jan. 26	@ Calgary	2-6 L	12-32-7
52	Jan. 30	Montreal	5-4 W	13-32-7
53	Feb. 1	Hartford	4-3 W	14-32-7
54	Feb. 3	NY Rangers	4-1 W	15-32-7
55	Feb. 6	@ St. Louis	0-4 L	15-33-7
56	Feb. 8	@ Winnipeg	5-5 T	15-33-8
57	Feb. 10	@ Winnipeg	5-3 W	16-33-8
58	Feb. 16	Boston	3-2 W	17-33-8
59	Feb. 19	New Jersey	7-5 W	18-33-8
60	Feb. 21	Washington	2-6 L	18-34-8
61	Feb. 23	Quebec	5-7 L	18-35-8
62	Feb. 26	@ Washington	2-3 L	18-36-8
63	Feb. 27	@ Detroit	5-11 L	18-37-8
64	Mar. 2	@ Boston	0-5 L	18-38-8
65	Mar. 3	@ Hartford	7-6 W	19-38-8
66	Mar. 6	NY Rangers	3-6 L	19-39-8
67	Mar. 8	Los Angeles	4-3 W	20-39-8
68	Mar. 10	Edmonton	6-3 W	21-39-8
69	Mar. 13	Buffalo	6-4 W	22-39-8
70	Mar. 15	Detroit	5-6 L	22-40-8
71	Mar. 17	Chicago	4-6 L	22-41-8
72	Mar. 20	@ Buffalo	5-4 W	23-41-8
73	Mar. 21	@ New Jersey	3-2 W	24-41-8
74	Mar. 23	@ Winnipeg	4-6 L	24-42-8
75	Mar. 25	@ Minnesota	3-5 L	24-43-8
76	Mar. 27	Winnipeg	3-5 L	24-44-8
77	Mar. 31	Minnesota	3-2 W	25-44-8
78	Apr. 3	@ Calgary	3-5 L	25-45-8
79	Apr. 5	Los Angeles	3-4 L	25-46-8
80	Apr. 6	@ Los Angeles	4-4 T	25-46-9



## SMYTHE DIVISION FINISH

4th (59 Points)

## COACH

Tom Watt

## GM

Jack Gordon

## CAPTAIN

Stan Smyl

## SCORING

Player	GP	G	A	PTS	PIM
Skriko	80	38	40	78	34
Tanti	77	39	33	72	85
Sundstrom	79	18	48	66	28
Smyl	73	27	35	62	144
Lanz	75	15	38	53	73
Gradin	71	14	27	41	34
Neely	73	14	20	34	126
Halward	70	8	25	33	111
Lemay	48	16	15	31	92
Peterson	77	8	23	31	94
Tambellini	48	15	15	30	12
Bubla	43	6	24	30	30
Lidster	78	12	16	28	56
Daigneault	64	5	23	28	45
Crawford	54	11	14	25	92
Lowry	73	10	8	18	143

Player	GP	G	A	PTS	PIM
Lanthier	62	7	10	17	12
Hall	19	5	5	10	6
Coxe	57	3	5	8	176
Petit	32	1	6	7	27
Lupul	19	4	1	5	12
Sandlak	23	1	3	4	10
Belland	7	1	2	3	4
Cochrane	49	0	3	3	125
Brodeur	64	0	2	2	16
Caprice	7	0	1	1	0
Bruce	12	0	1	1	14
Dunbar	1	0	0	0	2
Young	22	0	0	0	0

Goaltender	GPI	MIN	GA	SO	AVG	W-L-T
Young	22	1023	61	0	3.58	4-9-3
Brodeur	64	3541	240	2	4.07	19-31-8
Caprice	7	308	28	0	5.45	0-4-2

## RESULTS

No	Date	Opponent	Score	Record
1	Oct. 10	@ Los Angeles	6-5 W	1-0-0
2	Oct. 12	St. Louis	3-4 L	1-1-0
3	Oct. 14	NY Islanders	4-2 W	2-1-0
4	Oct. 16	Boston	3-3 T	2-1-1
5	Oct. 18	Los Angeles	5-4 W	3-1-1
6	Oct. 20	@ NY Rangers	3-4 L	3-2-1
7	Oct. 22	@ NY Islanders	2-2 T	3-2-2
8	Oct. 23	@ Detroit	5-0 W	4-2-2
9	Oct. 25	@ Buffalo	4-5 L	4-3-2
10	Oct. 27	@ Philadelphia	4-7 L	4-4-2
11	Oct. 30	Toronto	5-3 W	5-4-2
12	Nov. 2	Buffalo	6-2 W	6-4-2
13	Nov. 5	Edmonton	4-6 L	6-5-2
14	Nov. 8	@ Edmonton	0-13 L	6-6-2
15	Nov. 9	@ Winnipeg	7-2 W	7-6-2
16	Nov. 11	Detroit	5-0 W	8-6-2
17	Nov. 13	Pittsburgh	3-6 L	8-7-2
18	Nov. 15	@ Washington	3-5 L	8-8-2
19	Nov. 16	@ St. Louis	5-6 L	8-9-2
20	Nov. 19	@ Detroit	7-5 W	9-9-2
21	Nov. 20	@ Chicago	0-2 L	9-10-2
22	Nov. 22	New Jersey	5-6 L	9-11-2
23	Nov. 26	Chicago	3-5 L	9-12-2
24	Nov. 27	@ Edmonton	5-5 T	9-12-3
25	Nov. 29	Hartford	4-5 L	9-13-3
26	Dec. 2	@ Montreal	0-7 L	9-14-3
27	Dec. 4	@ Quebec	4-5 L	9-15-3
28	Dec. 6	@ New Jersey	1-4 L	9-16-3
29	Dec. 7	@ Washington	1-2 L	9-17-3
30	Dec. 11	Winnipeg	3-6 L	9-18-3
31	Dec. 14	Calgary	4-3 W	10-18-3
32	Dec. 15	@ Edmonton	3-5 L	10-19-3
33	Dec. 17	Washington	4-4 T	10-19-4
34	Dec. 20	Toronto	5-3 W	11-19-4
35	Dec. 21	@ Los Angeles	6-2 W	12-19-4
36	Dec. 23	Winnipeg	5-3 W	13-19-4
37	Dec. 27	Philadelphia	1-6 L	13-20-4
38	Dec. 29	Edmonton	3-5 L	13-21-4
39	Jan. 2	@ Minnesota	2-3 L	13-22-4
40	Jan. 5	@ Winnipeg	0-4 L	13-23-4

No	Date	Opponent	Score	Record
41	Jan. 7	@ Winnipeg	2-2 T	13-23-5
42	Jan. 9	@ Calgary	4-5 L	13-24-5
43	Jan. 10	Hartford	3-4 L	13-25-5
44	Jan. 14	NY Rangers	1-2 L	13-26-5
45	Jan. 17	Los Angeles	7-9 L	13-27-5
46	Jan. 18	@ Los Angeles	4-4 T	13-27-6
47	Jan. 21	New Jersey	5-3 W	14-27-6
48	Jan. 24	Pittsburgh	4-3 W	15-27-6
49	Jan. 29	Calgary	4-4 T	15-27-7
50	Jan. 31	Minnesota	10-5 W	16-27-7
51	Feb. 7	Winnipeg	5-2 W	17-27-7
52	Feb. 9	Winnipeg	3-3 T	17-27-8
53	Feb. 11	@ NY Islanders	0-1 L	17-28-8
54	Feb. 12	@ NY Rangers	2-5 L	17-29-8
55	Feb. 15	@ Pittsburgh	4-9 L	17-30-8
56	Feb. 16	@ Toronto	4-4 T	17-30-9
57	Feb. 18	@ Hartford	4-5 L	17-31-9
58	Feb. 21	Calgary	0-4 L	17-32-9
59	Feb. 23	Boston	1-6 L	17-33-9
60	Feb. 26	Montreal	2-4 L	17-34-9
61	Feb. 28	Philadelphia	3-1 W	18-34-9
62	Mar. 1	@ Calgary	2-3 L	18-35-9
63	Mar. 4	Edmonton	2-6 L	18-36-9
64	Mar. 6	Los Angeles	5-5 T	18-36-10
65	Mar. 8	@ St. Louis	3-7 L	18-37-10
66	Mar. 11	@ Quebec	1-1 T	18-37-11
67	Mar. 12	@ Montreal	1-3 L	18-38-11
68	Mar. 15	@ Boston	2-1 T	18-38-12
69	Mar. 16	@ Chicago	4-5 L	18-39-12
70	Mar. 19	Buffalo	3-4 L	18-40-12
71	Mar. 21	@ Calgary	5-5 T	18-40-13
72	Mar. 22	Minnesota	6-2 W	19-40-13
73	Mar. 24	@ Winnipeg	4-8 L	19-41-13
74	Mar. 26	Quebec	7-6 W	20-41-13
75	Mar. 28	Los Angeles	2-1 W	21-41-13
76	Mar. 30	Calgary	4-2 W	22-41-13
77	Apr. 1	@ Calgary	5-6 L	22-42-13
78	Apr. 2	@ Edmonton	4-8 L	22-43-13
79	Apr. 5	@ Los Angeles	5-3 W	23-43-13
80	Apr. 6	Edmonton	2-3 L	23-44-13

## SMYTHE DIVISION FINISH

5th (66 Points)

## COACH

Tom Watt

## GM

Jack Gordon

## CAPTAIN

Stan Smyl

## SCORING

Player	GP	G	A	PTS	PIM
Tanti	77	41	38	79	84
Pederson	79	24	52	76	50
Skriko	76	33	41	74	44
Sundstrom	72	29	42	71	40
Lidster	80	12	51	63	40
Smyl	66	20	23	43	84
Sutter	74	20	22	42	113
Tambellini	72	16	20	36	14
Sandlak	78	15	21	36	66
Lemay	52	9	17	26	128
Summanen	EDM 48	10	7	17	15
	VAN 10	4	4	8	0
Petit	69	12	13	25	131
Hodgson	43	9	13	22	25
Peterson	69	7	15	22	77
Butcher	70	5	15	20	207
Lowry	70	8	10	18	176
Richter	78	2	15	17	172
Bruce	50	9	7	16	109
Benning	TOR 5	0	0	0	4
	VAN 54	2	11	13	40

Player	GP	G	A	PTS	PIM
Maxwell	30	1	7	8	28
Lanz	17	1	6	7	10
Crawford	21	0	3	3	67
Halward	10	0	3	3	34
Kulak	28	1	1	2	38
LeBlanc	2	1	0	1	0
Coxe	15	1	0	1	31
Young	8	0	1	1	0
Levie	9	0	1	1	13
Bartel	40	0	1	1	14
Gamble	1	0	0	0	0
Agnew	4	0	0	0	0
Hall	4	0	0	0	0
Cochrane	14	0	0	0	52
Caprice	25	0	0	0	9
Brodeur	53	0	0	0	2

Goaltender	GPI	MIN	GA	SO	AVG	W-L-T
Brodeur	53	2972	178	1	3.59	20-25-5
Caprice	25	1390	89	0	3.84	8-11-2
Gamble	1	60	4	0	4.00	0-1-0
Young	8	420	35	0	5.00	1-6-1

## RESULTS

No	Date	Opponent	Score	Record
1	Oct. 11	St. Louis	4-3 W	1-0-0
2	Oct. 13	Quebec	1-7 L	1-1-0
3	Oct. 15	@ New Jersey	2-3 L	1-2-0
4	Oct. 16	@ Philadelphia	2-6 L	1-3-0
5	Oct. 18	@ Minnesota	1-4 L	1-4-0
6	Oct. 22	Boston	5-1 W	2-4-0
7	Oct. 24	Chicago	2-2 T	2-4-1
8	Oct. 26	@ Edmonton	2-3 L	2-5-1
9	Oct. 28	Washington	2-5 L	2-6-1
10	Oct. 31	Edmonton	2-6 L	2-7-1
11	Nov. 2	Montreal	3-5 L	2-8-1
12	Nov. 4	@ Pittsburgh	2-2 T	2-8-2
13	Nov. 5	@ Washington	2-3 L	2-9-2
14	Nov. 7	@ Buffalo	7-6 W	3-9-2
15	Nov. 8	@ Toronto	5-3 W	4-9-2
16	Nov. 11	@ Calgary	3-5 L	4-10-2
17	Nov. 12	Hartford	3-4 L	4-11-2
18	Nov. 14	Winnipeg	2-3 L	4-12-2
19	Nov. 18	Calgary	5-0 W	5-12-2
20	Nov. 21	NY Rangers	5-8 L	5-13-2
21	Nov. 22	@ Edmonton	2-5 L	5-14-2
22	Nov. 25	Los Angeles	11-5 W	6-14-2
23	Nov. 26	@ Los Angeles	5-3 W	7-14-2
24	Nov. 29	Winnipeg	3-6 L	7-15-2
25	Dec. 2	Chicago	2-4 L	7-16-2
26	Dec. 5	NY Islanders	3-4 L	7-17-2
27	Dec. 7	@ Winnipeg	3-1 W	8-17-2
28	Dec. 9	@ Philadelphia	3-6 L	8-18-2
29	Dec. 11	@ Boston	2-4 L	8-19-2
30	Dec. 13	@ Hartford	2-2 T	8-19-3
31	Dec. 14	@ Chicago	7-3 W	9-19-3
32	Dec. 17	Detroit	4-5 L	9-20-3
33	Dec. 19	@ Edmonton	2-4 L	9-21-3
34	Dec. 20	Calgary	3-5 L	9-22-3
35	Dec. 23	Los Angeles	6-4 W	10-22-3
36	Dec. 27	Philadelphia	4-2 W	11-22-3
37	Dec. 30	Edmonton	3-7 L	11-23-3
38	Jan. 2	Los Angeles	3-3 T	11-23-4
39	Jan. 4	@ Winnipeg	2-4 L	11-24-4
40	Jan. 6	@ Quebec	2-3 L	11-25-4

No	Date	Opponent	Score	Record
41	Jan. 7	@ Montreal	3-2 W	12-24-4
42	Jan. 10	@ New Jersey	2-2 T	12-25-5
43	Jan. 11	@ NY Rangers	3-8 L	12-26-5
44	Jan. 14	@ Los Angeles	0-4 L	12-27-5
45	Jan. 16	Calgary	9-5 W	13-27-5
46	Jan. 17	@ Calgary	4-3 W	14-27-5
47	Jan. 19	@ Winnipeg	4-5 L	14-28-5
48	Jan. 21	NY Rangers	5-3 W	15-28-5
49	Jan. 23	Pittsburgh	0-6 L	15-29-5
50	Jan. 27	Edmonton	4-4 T	15-29-6
51	Jan. 28	@ Edmonton	3-7 L	15-30-6
52	Jan. 30	New Jersey	3-4 L	15-31-6
53	Feb. 1	Minnesota	3-4 L	15-32-6
54	Feb. 3	@ Calgary	4-2 W	16-32-6
55	Feb. 4	NY Islanders	4-1 W	17-32-6
56	Feb. 6	St. Louis	2-2 T	17-32-7
57	Feb. 8	Calgary	2-3 L	17-33-7
58	Feb. 14	@ Pittsburgh	3-3 T	17-33-8
59	Feb. 17	@ St. Louis	4-3 W	18-33-8
60	Feb. 18	@ Minnesota	3-7 L	18-34-8
61	Feb. 20	Washington	3-6 L	18-35-8
62	Feb. 22	Toronto	3-2 W	19-35-8
63	Feb. 24	@ Calgary	0-2 L	19-36-8
64	Feb. 26	@ Detroit	4-5 L	19-37-8
65	Feb. 28	@ Toronto	6-8 L	19-38-8
66	Mar. 1	@ Buffalo	4-2 W	20-38-8
67	Mar. 4	Edmonton	5-8 L	20-39-8
68	Mar. 6	Montreal	4-1 W	21-39-8
69	Mar. 8	@ Los Angeles	2-5 L	21-40-8
70	Mar. 10	Detroit	7-4 W	22-40-8
71	Mar. 13	Buffalo	6-4 W	23-40-8
72	Mar. 17	Quebec	4-2 W	24-40-8
73	Mar. 20	Winnipeg	6-5 OTW	25-40-8
74	Mar. 22	@ Winnipeg	2-3 L	25-41-8
75	Mar. 26	@ NY Islanders	5-2 W	26-41-8
76	Mar. 28	@ Boston	1-2 L	26-42-8
77	Mar. 29	@ Hartford	4-7 L	26-43-8
78	Apr. 1	@ Los Angeles	8-3 W	27-43-8
79	Apr. 3	Winnipeg	6-4 W	28-43-8
80	Apr. 5	Los Angeles	5-2 W	29-43-8

## SMYTHE DIVISION FINISH

5th (59 Points)

## COACH

Bob McCammon

## GM

Pat Quinn

## CAPTAIN

Stan Smyl

## SCORING

Player	GP	G	A	PTS	PIM
Tanti	73	40	37	77	90
Adams	80	36	40	76	30
Pederson	76	19	52	71	92
Skriko	73	30	34	64	32
Smyl	57	12	25	37	110
Lidster	64	4	32	36	105
Benning	77	7	26	33	58
Sandlak	49	16	15	31	81
Sutter	80	15	15	30	165
Wickenheiser	80	7	19	26	36
Boyd	60	7	16	23	64
Butcher	80	6	17	23	285
LeBlanc	41	12	10	22	18
Tambellini	41	11	10	21	8
Saunders	56	7	13	20	10
Coxe	64	5	12	17	186
Lawless	HFD 27	4	5	9	16
	PHI 8	0	5	5	0
	VAN 13	0	1	1	0
Huber	35	4	10	14	40
Kidd	19	4	7	11	25
Bruce	28	7	3	10	57
Hodgson	8	3	7	10	57
Stanley	57	2	7	9	151

Player	GP	G	A	PTS	PIM	
Bradley	11	3	5	8	6	
Richter	49	2	4	6	224	
Melnyk	NYR 14	0	1	1	34	
	VAN 49	2	3	5	73	
Summanen	9	2	3	5	2	
Berry	14	2	3	5	6	
Lowry	22	1	3	4	38	
Petit	10	0	3	3	35	
Woodley	5	2	0	2	17	
Bakovic	10	2	0	2	48	
Lanthier	5	1	1	2	2	
Vilgrain	6	1	1	2	0	
McLean	41	0	2	2	8	
Agnew	10	0	1	1	16	
Caprice	22	0	0	0	6	
MacDonald	1	0	0	0	0	
Murphy	5	0	0	0	2	
Rohlicek	7	0	0	0	4	
Stern	15	0	0	0	52	
Weeks	9	0	0	0	0	
Goaltender	GPI	MIN	GA	SO	AVG	W-L-T
Weeks	9	550	31	0	3.38	4-3-2
McLean	41	2380	147	1	3.71	11-27-3
Caprice	22	1250	87	0	4.18	7-10-2
Brodeur	11	670	49	0	4.39	3-6-2

## RESULTS

No	Date	Opponent	Score	Record
1	Oct. 8	St. Louis	8-2 W	1-0-0
2	Oct. 10	NY Islanders	1-7 L	1-1-0
3	Oct. 12	Detroit	2-3 L	1-2-0
4	Oct. 18	@ Los Angeles	4-2 W	2-2-0
5	Oct. 21	Boston	4-5 L	2-3-0
6	Oct. 23	Edmonton	4-5 OT L	2-4-0
7	Oct. 24	@ Edmonton	5-9 L	2-5-0
8	Oct. 27	Washington	2-3 L	2-6-0
9	Oct. 30	Calgary	3-3 T	2-6-1
10	Nov. 1	@ Winnipeg	3-7 L	2-7-1
11	Nov. 3	@ Washington	2-3 L	2-8-1
12	Nov. 5	@ Philadelphia	4-3 W	3-8-1
13	Nov. 7	@ Minnesota	4-1 W	4-8-1
14	Nov. 8	@ Winnipeg	1-3 L	4-9-1
15	Nov. 11	Buffalo	4-4 T	4-9-2
16	Nov. 13	Quebec	6-4 W	5-9-2
17	Nov. 15	@ Calgary	4-8 L	5-10-2
18	Nov. 17	Pittsburgh	6-4 W	6-10-2
19	Nov. 19	@ Detroit	4-1 W	7-10-2
20	Nov. 21	@ St. Louis	1-4 L	7-11-2
21	Nov. 22	@ Chicago	2-3 L	7-12-2
22	Nov. 25	Calgary	2-4 L	7-13-2
23	Nov. 27	New Jersey	4-2 W	8-13-2
24	Dec. 1	@ Quebec	3-1 W	9-13-2
25	Dec. 2	@ Montreal	3-3 T	9-13-3
26	Dec. 5	@ Pittsburgh	3-6 L	9-14-3
27	Dec. 6	@ Buffalo	5-1 W	10-14-3
28	Dec. 8	Minnesota	2-3 L	10-15-3
29	Dec. 11	@ Edmonton	1-2 L	10-16-3
30	Dec. 12	Edmonton	3-6 L	10-17-3
31	Dec. 15	@ Hartford	2-2 T	10-17-4
32	Dec. 17	@ Boston	2-3 OT L	10-18-4
33	Dec. 20	Hartford	3-3 T	10-18-5
34	Dec. 23	Los Angeles	5-1 W	11-18-5
35	Dec. 26	@ Los Angeles	2-3 L	11-19-5
36	Dec. 28	@ Edmonton	3-7 L	11-20-5
37	Dec. 29	Montreal	1-4 L	11-21-5
38	Dec. 31	Winnipeg	2-1 W	12-21-5
39	Jan. 2	Philadelphia	1-4 L	12-22-5
40	Jan. 4	@ Toronto	7-7 T	12-22-6

No	Date	Opponent	Score	Record
41	Jan. 6	@ NY Rangers	2-4 L	12-23-6
42	Jan. 7	@ New Jersey	6-3 W	13-23-6
43	Jan. 9	@ Quebec	3-2 W	14-23-6
44	Jan. 12	Winnipeg	3-5 L	14-24-6
45	Jan. 13	Winnipeg	8-2 W	15-24-6
46	Jan. 15	Calgary	4-4 T	15-24-7
47	Jan. 17	@ Winnipeg	6-5 W	16-24-7
48	Jan. 19	@ Calgary	5-7 L	16-25-7
49	Jan. 22	NY Rangers	3-6 L	16-26-7
50	Jan. 24	@ Chicago	1-3 L	16-27-7
51	Jan. 26	@ St. Louis	6-7 L	16-28-7
52	Jan. 29	Hartford	2-4 L	16-29-7
53	Jan. 30	@ Calgary	3-4 L	16-30-7
54	Feb. 2	Los Angeles	5-2 W	17-30-7
55	Feb. 3	@ Los Angeles	2-7 L	17-31-7
56	Feb. 5	New Jersey	5-1 W	18-31-7
57	Feb. 11	Edmonton	2-7 L	18-32-7
58	Feb. 13	Boston	6-5 W	19-32-7
59	Feb. 14	@ Edmonton	6-7 L	19-33-7
60	Feb. 17	Pittsburgh	5-0 W	20-33-7
61	Feb. 19	Toronto	0-5 L	20-34-7
62	Feb. 21	@ NY Rangers	6-4 W	21-34-7
63	Feb. 23	@ NY Islanders	1-6 L	21-35-7
64	Feb. 24	@ Montreal	4-5 L	21-36-7
65	Feb. 26	Calgary	3-5 L	21-37-7
66	Feb. 28	Los Angeles	0-2 L	21-38-7
67	Mar. 1	Philadelphia	3-7 L	21-39-7
68	Mar. 3	@ Winnipeg	3-4 L	21-40-7
69	Mar. 6	@ Washington	2-7 L	21-41-7
70	Mar. 8	@ NY Islanders	4-7 L	21-42-7
71	Mar. 10	@ Detroit	5-2 L	21-43-7
72	Mar. 12	Edmonton	3-3 T	21-43-8
73	Mar. 13	Buffalo	5-7 L	21-44-8
74	Mar. 16	@ Los Angeles	3-3 T	21-44-9
75	Mar. 18	Los Angeles	5-3 W	22-44-9
76	Mar. 22	Toronto	5-3 W	23-44-9
77	Mar. 25	Chicago	3-2 W	24-44-9
78	Mar. 26	@ Calgary	1-6 L	24-45-9
79	Mar. 29	Winnipeg	2-3 L	24-46-9
80	Apr. 1	Minnesota	6-1 W	25-46-9

## SMYTHE DIVISION FINISH

4th (74 Points)

## COACH

Bob McCammon

## GM

Pat Quinn

## CAPTAIN

Stan Smyl

## SCORING

Player	GP	G	A	PTS	PIM
Skriko	74	30	36	66	57
Linden	80	30	29	59	41
Reinhart	64	7	50	57	44
Tanti	77	24	25	49	69
Bradley	71	18	27	45	42
Pederson	62	15	26	41	22
Nordmark	80	6	35	41	97
Sandlak	72	20	20	40	99
Bozek	71	17	18	35	64
Adams	61	19	14	33	24
Sutter	75	17	15	32	122
Smyl	75	7	18	25	102
Lidster	63	5	17	22	78
Butcher	78	0	20	20	227
Hodgson	23	4	13	17	25
Adams	EDM 49	4	5	9	82
	VAN 12	4	2	6	35
Bruce	53	7	7	14	65
Melnyk	74	3	11	14	82
Benning	65	3	9	12	48
Smith	EDM 19	1	1	2	9
	VAN 10	3	4	7	4

Player	GP	G	A	PTS	PIM
Snepsts	59	0	8	8	69
Bridgman	15	4	3	7	10
Charbonneau	MTL 9	1	3	4	6
	VAN 13	0	1	1	6
Stanley	20	3	1	4	14
Guy	45	2	2	4	34
Berry	13	2	1	3	5
Stern	17	1	0	1	49
Boyd	2	0	1	1	0
Murphy	8	0	1	1	2
McLean	42	0	1	1	6
Kidd	1	0	0	0	0
Mazur	1	0	0	0	0
Rohlicek	2	0	0	0	4
Hawkins	4	0	0	0	9
Gamble	5	0	0	0	0
Weeks	35	0	0	0	4

Goaltender	GPI	MIN	GA	SO	AVG	W-L-T
Gamble	5	302	12	0	2.38	2-3-0
McLean	42	2477	127	4	3.08	20-17-3
Weeks	35	2058	102	0	3.08	11-19-5

## RESULTS

No	Date	Opponent	Score	Record
1	Oct. 6	Winnipeg	2-2 T	0-0-1
2	Oct. 8	Detroit	3-3 T	0-0-2
3	Oct. 10	NY Islanders	2-3 L	0-1-2
4	Oct. 12	@ Edmonton	6-2 W	1-1-2
5	Oct. 14	@ Winnipeg	3-4 OT L	1-2-2
6	Oct. 16	@ NY Rangers	1-3 L	1-3-2
7	Oct. 18	@ NY Rangers	2-3 L	1-4-2
8	Oct. 19	@ New Jersey	4-0 W	2-4-2
9	Oct. 23	Edmonton	6-5 W	3-4-2
10	Oct. 25	Washington	3-4 OT L	3-5-2
11	Oct. 28	Chicago	5-2 W	4-5-2
12	Oct. 30	Calgary	2-1 W	5-5-2
13	Nov. 1	@ Pittsburgh	3-5 L	5-6-2
14	Nov. 3	@ Philadelphia	5-2 W	6-6-2
15	Nov. 5	@ Hartford	3-2 OT W	7-6-2
16	Nov. 6	@ Boston	2-4 L	7-7-2
17	Nov. 9	Hartford	1-1 T	7-7-3
18	Nov. 11	Montreal	1-3 L	7-8-3
19	Nov. 13	Pittsburgh	2-4 L	7-9-3
20	Nov. 15	@ Los Angeles	4-6 L	7-10-3
21	Nov. 17	@ Minnesota	6-7 L	7-11-3
22	Nov. 19	@ St. Louis	3-2 W	8-11-3
23	Nov. 20	@ Chicago	7-4 W	9-11-3
24	Nov. 22	Buffalo	4-2 W	10-11-3
25	Nov. 25	New Jersey	2-2 T	10-11-4
26	Nov. 27	Los Angeles	5-2 W	11-11-4
27	Nov. 29	@ Calgary	3-3 T	11-11-5
28	Nov. 30	@ Edmonton	2-4 L	11-12-5
29	Dec. 2	@ Winnipeg	3-6 L	11-13-5
30	Dec. 6	NY Rangers	3-5 L	11-14-5
31	Dec. 9	Quebec	2-4 L	11-15-5
32	Dec. 11	Winnipeg	8-6 W	12-15-5
33	Dec. 15	@ Calgary	0-2 L	12-16-5
34	Dec. 16	Calgary	3-5 L	12-17-5
35	Dec. 19	Minnesota	5-1 W	13-17-5
36	Dec. 21	@ Edmonton	2-1 W	14-17-5
37	Dec. 23	Los Angeles	2-5 L	14-18-5
38	Dec. 26	Calgary	2-3 OT L	14-19-5
39	Dec. 29	@ Los Angeles	6-3 W	15-19-5
40	Jan. 1	Montreal	0-4 L	15-20-5

No	Date	Opponent	Score	Record
41	Jan. 4	@ Winnipeg	2-4 L	15-21-5
42	Jan. 6	@ Detroit	2-2 T	15-21-6
43	Jan. 7	@ Pittsburgh	7-5 W	16-21-6
44	Jan. 9	@ Toronto	0-3 L	16-22-6
45	Jan. 13	Winnipeg	1-3 L	16-23-6
46	Jan. 15	St. Louis	2-1 W	17-23-6
47	Jan. 17	Philadelphia	5-3 W	18-23-6
48	Jan. 21	NY Rangers	4-5 OT L	18-24-6
49	Jan. 24	Chicago	2-4 L	18-25-6
50	Jan. 26	@ Los Angeles	6-2 W	19-25-6
51	Jan. 29	Calgary	4-4 T	19-25-7
52	Jan. 31	Edmonton	6-2 W	20-25-7
53	Feb. 1	@ Edmonton	3-4 L	20-26-7
54	Feb. 4	@ Calgary	2-5 L	20-27-7
55	Feb. 5	@ Calgary	4-5 L	20-28-7
56	Feb. 9	@ Minnesota	2-3 L	20-29-7
57	Feb. 10	@ Buffalo	5-4 W	21-29-7
58	Feb. 12	@ Philadelphia	3-2 W	22-29-7
59	Feb. 14	Boston	5-2 W	23-29-7
60	Feb. 16	Quebec	3-2 W	24-29-7
61	Feb. 19	Washington	3-2 W	25-29-7
62	Feb. 21	St. Louis	2-0 W	26-29-7
63	Feb. 23	Toronto	2-1 OT W	27-29-7
64	Feb. 26	@ Montreal	2-5 L	27-30-7
65	Feb. 28	@ Quebec	3-2 W	28-30-7
66	Mar. 2	@ Hartford	1-2 L	28-31-7
67	Mar. 4	@ Boston	4-6 L	28-32-7
68	Mar. 5	@ Washington	0-3 L	28-33-7
69	Mar. 8	Winnipeg	3-0 W	29-33-7
70	Mar. 10	Los Angeles	4-2 W	30-33-7
71	Mar. 14	Detroit	2-2 T	30-33-8
72	Mar. 16	Edmonton	3-0 W	31-33-8
73	Mar. 18	NY Islanders	2-1 W	32-33-8
74	Mar. 20	@ New Jersey	1-3 L	32-34-8
75	Mar. 22	@ Toronto	3-5 L	32-35-8
76	Mar. 24	@ Buffalo	2-5 L	32-36-8
77	Mar. 26	@ Winnipeg	7-3 W	33-36-8
78	Mar. 29	Edmonton	2-5 L	33-37-8
79	Apr. 1	@ Los Angeles	4-6 L	33-38-8
80	Apr. 2	Los Angeles	4-5 L	33-39-8

## SMYTHE DIVISION FINISH

5th (64 Points)

## COACH

Bob McCammon

## GM

Pat Quinn

## CAPTAIN

Stan Smyl

## SCORING

Player	GP	G	A	PTS	PIM
Quinn	PIT 41	9	20	29	22
	VAN 37	16	18	34	27
Reinhart		67	17	40	30
Linden		73	21	30	51
Adams		65	30	20	50
Bradley		67	19	29	48
Skriko		77	15	33	48
Larionov		74	17	27	44
Lidster		80	8	28	36
Krutov		61	11	23	34
Tanti		41	14	18	32
Lumme	MTL 54	1	19	20	41
	VAN 11	3	7	10	8
Sandlak		70	15	8	23
Bozek		58	14	9	23
McBain	PIT 41	5	9	14	51
	VAN 26	4	5	9	22
		67	9	14	23
Butcher		80	6	14	20
Sutter		62	9	9	18
Smyl		47	1	15	16
Nordmark		44	2	11	13
Benning		45	3	9	12

Player	GP	G	A	PTS	PIM
Penderson	16	2	7	9	10
Capuano	PIT 6	0	0	0	2
	VAN 27	3	5	8	10
Smith		30	3	4	7
Guy		30	2	5	7
Plavsic	STL 4	0	1	1	2
	VAN 11	3	2	5	8
Stern		34	2	3	5
Snepsts	39	1	3	4	26
Coxe	25	1	4	5	66
McLean	63	0	3	3	6
Buskas	17	0	3	3	36
Murphy	12	1	1	2	0
Stanley	23	1	1	2	27
Melnik	67	0	2	2	91
Lenardon	8	1	0	1	4
Hawkins	4	0	0	0	6
Mazur	5	0	0	0	4
Agnew	7	0	0	0	36
Weeks	21	0	0	0	0

Goaltender	GPI	MIN	GA	SO	AVG	W-L-T
McLean	63	3739	216	0	3.47	21-30-10
Weeks	21	1142	79	0	4.15	4-11-4

## RESULTS

No	Date	Opponent	Score	Record
1	Oct. 5	Edmonton	1-4 L	0-1-0
2	Oct. 7	Detroit	5-3 W	1-1-0
3	Oct. 9	NY Islanders	2-5 L	1-2-0
4	Oct. 11	@ Edmonton	5-2 W	2-2-0
5	Oct. 13	Los Angeles	5-6 L	2-3-0
6	Oct. 15	Boston	7-6 W	3-3-0
7	Oct. 18	@ Toronto	3-4 L	3-4-0
8	Oct. 20	@ New Jersey	3-2 W	4-4-0
9	Oct. 21	@ NY Islanders	2-1 W	5-4-0
10	Oct. 23	@ NY Rangers	3-5 L	5-5-0
11	Oct. 27	@ Calgary	5-5 T	5-5-1
12	Oct. 28	Calgary	4-3 W	6-5-1
13	Oct. 31	New Jersey	4-3 W	7-5-1
14	Nov. 3	Winnipeg	2-3 L	7-6-1
15	Nov. 5	Pittsburgh	5-3 W	8-6-1
16	Nov. 8	@ Winnipeg	2-3 OT L	8-7-1
17	Nov. 10	@ Buffalo	2-4 L	8-8-1
18	Nov. 11	@ Quebec	2-3 L	8-9-1
19	Nov. 14	Washington	4-4 T	8-9-2
20	Nov. 16	Chicago	4-3 W	9-9-2
21	Nov. 19	Buffalo	2-2 T	9-9-3
22	Nov. 21	@ Edmonton	3-4 L	9-10-3
23	Nov. 25	@ Los Angeles	4-7 L	9-11-3
24	Nov. 26	Los Angeles	3-3 T	9-11-4
25	Nov. 29	Toronto	2-3 OT L	9-12-4
26	Dec. 1	NY Rangers	3-4 L	9-13-4
27	Dec. 3	Minnesota	6-5 W	10-13-4
28	Dec. 6	@ Los Angeles	4-5 OT L	10-14-4
29	Dec. 9	@ St. Louis	4-6 L	10-15-4
30	Dec. 10	@ Chicago	1-7 L	10-16-4
31	Dec. 12	@ Minnesota	4-2 W	11-16-4
32	Dec. 13	@ Winnipeg	3-3 T	11-16-5
33	Dec. 15	Winnipeg	3-3 T	11-16-6
34	Dec. 17	Quebec	2-2 T	11-16-7
35	Dec. 19	Calgary	1-2 L	11-17-7
36	Dec. 20	@ Calgary	1-2 OT L	11-18-7
37	Dec. 23	@ Los Angeles	1-4 L	11-19-7
38	Dec. 27	Montreal	2-1 W	12-19-7
39	Dec. 31	Philadelphia	2-2 T	12-19-8
40	Jan. 2	@ Detroit	1-4 L	12-20-8

No	Date	Opponent	Score	Record
41	Jan. 4	@ Pittsburgh	3-4 L	12-21-8
42	Jan. 5	@ Washington	5-2 W	13-21-8
43	Jan. 7	@ Montreal	3-5 L	13-22-8
44	Jan. 10	Hartford	1-3 L	13-23-8
45	Jan. 12	St. Louis	2-5 L	13-24-8
46	Jan. 13	Buffalo	3-5 L	13-25-8
47	Jan. 16	@ NY Islanders	0-3 L	13-26-8
48	Jan. 18	@ Philadelphia	3-2 OT W	14-26-8
49	Jan. 19	@ Chicago	2-5 L	14-27-8
50	Jan. 23	Los Angeles	3-3 T	14-27-9
51	Jan. 26	Minnesota	3-6 L	14-28-9
52	Jan. 27	@ Edmonton	2-6 L	14-29-9
53	Jan. 30	Calgary	2-7 L	14-30-9
54	Feb. 1	@ Calgary	3-4 OT L	14-31-9
55	Feb. 2	@ Winnipeg	1-8 L	14-32-9
56	Feb. 4	New Jersey	4-2 W	15-32-9
57	Feb. 6	Winnipeg	5-3 W	16-32-9
58	Feb. 9	@ Hartford	4-1 W	17-32-9
59	Feb. 11	@ Boston	4-2 W	18-32-9
60	Feb. 13	@ Quebec	3-5 L	18-33-9
61	Feb. 14	@ Montreal	1-10 L	18-34-9
62	Feb. 16	Edmonton	2-2 T	18-34-10
63	Feb. 18	Boston	2-7 L	18-35-10
64	Feb. 20	Edmonton	2-4 L	18-36-10
65	Feb. 24	@ Los Angeles	6-4 W	19-36-10
66	Feb. 26	Toronto	5-2 W	20-36-10
67	Feb. 28	Philadelphia	7-7 T	20-36-11
68	Mar. 3	@ Calgary	1-5 L	20-37-11
69	Mar. 4	@ Edmonton	3-6 L	20-38-11
70	Mar. 9	Calgary	4-4 T	20-38-12
71	Mar. 11	Pittsburgh	5-3 W	21-38-12
72	Mar. 13	Hartford	0-1 L	21-39-12
73	Mar. 15	@ St. Louis	6-5 OT W	22-39-12
74	Mar. 17	@ Washington	3-1 W	23-39-12
75	Mar. 18	@ NY Rangers	2-5 L	23-40-12
76	Mar. 20	@ Detroit	4-4 T	23-40-13
77	Mar. 23	@ Winnipeg	4-2 W	24-40-13
78	Mar. 25	Winnipeg	3-3 T	24-40-14
79	Mar. 27	Edmonton	1-4 L	24-41-14
80	Mar. 31	Los Angeles	6-3 W	25-41-14

## SMYTHE DIVISION FINISH

4th (65 Points)

## COACH

Bob McCammon, Pat Quinn

## GM

Pat Quinn

## CAPTAIN

Dan Quinn, Doug Lidster, Trevor Linden

## SCORING

Player	GP	G	A	PTS	PIM	Player	GP	G	A	PTS	PIM
Linden	80	33	37	70	65	Odjick	45	7	1	8	296
Courtall	STL 66	27	30	57	56	Nordmark	45	2	6	8	63
	VAN 11	6	2	8	8	Guy	39	1	6	7	39
Quinn	64	18	31	49	46	Murphy	42	5	1	6	90
Adams	55	21	24	45	10	Dirk	STL 41	1	3	4	100
Ronning	STL 48	14	18	32	10		VAN 11	1	0	1	20
	VAN 11	6	6	12	0	McBain	13	0	5	5	32
D. Capuano	61	13	31	44	42	Stern	31	2	3	5	171
Lidster	78	6	32	38	77	Murzyn	CGY 19	0	2	2	30
Momesso	STL 59	10	18	28	131		VAN 10	1	0	1	8
	VAN 11	6	2	8	43	Gibson	14	0	3	3	20
Larionov	64	13	21	34	14	Gamble	47	0	1	1	14
Bozek	62	15	17	32	22	Agnew	20	0	0	0	81
Kron	76	12	20	32	21	Brown	1	0	0	0	7
Lumme	80	5	27	32	59	Coxe	7	0	0	0	27
Bradley	44	11	20	31	42	McKichan	1	0	0	0	0
Kurvers	TOR 19	0	3	3	8	Weeks	1	0	0	0	0
	VAN 32	4	23	27	20	Antoski	2	0	0	0	20
Valk	59	10	11	21	67	J. Capuano	3	0	0	0	0
Butcher	69	6	12	18	257	Mason	6	0	0	0	0
Mazur	36	11	7	18	14	McLean	41	0	0	0	4
Nedved	61	10	6	16	20						
Smyl	45	2	12	14	87						
Sandlak	59	7	6	13	125						
Diduck	MTL 32	1	2	3	39						
	VAN 31	3	7	10	66						
Plavsic	48	2	10	12	62						
Skriko	20	4	4	8	8						

## RESULTS

No	Date	Opponent	Score	Record	No	Date	Opponent	Score	Record
1	Oct. 4	@ Calgary	2-3 OT L	0-1-0	41	Dec. 31	@ Winnipeg	1-2 L	17-21-3
2	Oct. 6	@ Los Angeles	6-3 W	1-1-0	42	Jan. 2	@ Hartford	2-5 L	17-22-3
3	Oct. 9	Los Angeles	2-6 L	1-2-0	43	Jan. 3	@ Boston	3-8 L	17-23-3
4	Oct. 12	St. Louis	4-0 W	2-2-0	44	Jan. 5	@ Minnesota	6-5 W	18-23-3
5	Oct. 14	Edmonton	5-4 OT W	3-2-0	45	Jan. 8	Buffalo	3-3 T	18-23-4
6	Oct. 17	Boston	3-1 W	4-2-0	46	Jan. 10	Hartford	4-5 L	18-24-4
7	Oct. 19	@ Winnipeg	5-7 L	4-3-0	47	Jan. 12	@ Los Angeles	2-6 L	18-25-4
8	Oct. 21	@ Quebec	3-2 W	5-3-0	48	Jan. 16	Winnipeg	1-2 L	18-26-4
9	Oct. 23	@ Detroit	0-6 L	5-4-0	49	Jan. 23	Edmonton	6-5 W	19-26-4
10	Oct. 25	@ Boston	2-4 L	5-5-0	50	Jan. 25	Los Angeles	1-5 L	19-27-4
11	Oct. 27	@ Hartford	4-2 W	6-5-0	51	Jan. 26	@ Los Angeles	4-5 L	19-28-4
12	Oct. 30	Washington	1-2 L	6-6-0	52	Jan. 28	Chicago	0-1 L	19-29-4
13	Nov. 1	New Jersey	2-1 W	7-6-0	53	Jan. 30	@ Edmonton	4-9 L	19-30-4
14	Nov. 3	Winnipeg	3-5 L	7-7-0	54	Jan. 31	NY Rangers	3-3 T	19-30-5
15	Nov. 6	Detroit	6-3 W	8-7-0	55	Feb. 2	@ Los Angeles	1-9 L	19-31-5
16	Nov. 8	@ Toronto	5-3 W	9-7-0	56	Feb. 5	@ Washington	3-5 L	19-32-5
17	Nov. 9	@ Buffalo	1-7 L	9-8-0	57	Feb. 7	@ Philadelphia	2-1 W	20-32-5
18	Nov. 11	@ Philadelphia	0-2 L	9-9-0	58	Feb. 8	@ NY Rangers	1-8 L	20-33-5
19	Nov. 14	@ Edmonton	3-5 L	9-10-0	59	Feb. 10	@ New Jersey	0-2 L	20-34-5
20	Nov. 16	NY Islanders	3-2 W	10-10-0	60	Feb. 14	St. Louis	2-3 L	20-35-5
21	Nov. 19	Calgary	4-6 L	10-11-0	61	Feb. 16	Washington	4-2 W	21-35-5
22	Nov. 21	Chicago	4-1 W	11-11-0	62	Feb. 18	Quebec	3-3 T	21-35-6
23	Nov. 23	@ Minnesota	4-6 L	11-12-0	63	Feb. 20	@ Winnipeg	5-5 T	21-35-7
24	Nov. 24	@ St. Louis	3-3 T	11-12-1	64	Feb. 21	@ Calgary	4-6 L	21-36-7
25	Nov. 27	Minnesota	1-1 T	11-12-2	65	Feb. 23	Detroit	5-2 W	22-36-7
26	Nov. 29	Toronto	2-1 W	12-12-2	66	Feb. 25	Calgary	4-2 W	23-36-7
27	Dec. 2	@ Winnipeg	5-1 W	13-12-2	67	Feb. 27	Pittsburgh	4-3 W	24-36-7
28	Dec. 4	@ NY Islanders	4-2 W	14-12-2	68	Mar. 1	Montreal	1-7 L	24-37-7
29	Dec. 5	@ New Jersey	4-9 L	14-13-2	69	Mar. 3	@ Chicago	0-8 L	24-38-7
30	Dec. 7	@ Pittsburgh	2-2 T	14-13-3	70	Mar. 5	@ Pittsburgh	1-4 L	24-39-7
31	Dec. 10	Quebec	2-3 OT L	14-14-3	71	Mar. 7	@ Toronto	3-3 T	24-39-8
32	Dec. 12	@ Edmonton	4-5 L	14-15-3	72	Mar. 9	@ Montreal	2-4 L	24-40-8
33	Dec. 14	NY Rangers	3-5 L	14-16-3	73	Mar. 10	@ Buffalo	7-5 W	25-40-8
34	Dec. 16	Calgary	2-5 L	14-17-3	74	Mar. 13	Philadelphia	4-5 OT L	25-41-8
35	Dec. 18	@ Calgary	3-2 W	15-17-3	75	Mar. 16	NY Islanders	4-4 T	25-41-9
36	Dec. 20	Edmonton	7-4 W	16-17-3	76	Mar. 17	Los Angeles	5-4 OT W	26-41-9
37	Dec. 22	Los Angeles	4-3 W	17-17-3	77	Mar. 20	Calgary	2-3 L	26-42-9
38	Dec. 23	@ Edmonton	3-4 L	17-18-3	78	Mar. 22	Winnipeg	3-1 W	27-42-9
39	Dec. 27	Montreal	5-7 L	17-19-3	79	Mar. 26	@ Calgary	2-7 L	27-43-9
40	Dec. 28	Edmonton	2-5 L	17-20-3	80	Mar. 28	Winnipeg	3-2 OT W	28-43-9

## SMYTHE DIVISION FINISH

1st (96 Points)

## COACH

Pat Quinn

## GM

Pat Quinn

## CAPTAIN

Trevor Linden

## SCORING

Player	GP	G	A	PTS	PIM
Linden	80	31	44	75	101
Ronning	80	24	47	71	42
Larionov	72	21	44	65	54
Bure	65	34	26	60	30
Adams	76	30	27	57	8
Courtnall	70	23	34	57	116
Lumme	75	12	32	44	65
Momesso	58	20	23	43	198
Sandlak	66	16	24	40	176
Fergus	TOR 11	1	3	4	4
	VAN 44	14	20	34	17
Nedved	77	15	22	37	36
Lidster	66	6	23	29	39
Babych	75	5	24	29	63
Diduck	77	6	21	27	229
Valk	65	8	17	25	56
Walter	67	6	11	17	49

Player	GP	G	A	PTS	PIM
Murzyn	70	3	11	14	147
Odjick	65	4	6	10	348
Plavsic	16	1	9	10	14
Dirk	72	2	7	9	126
Gregg	21	1	4	5	24
Kron	36	2	2	4	2
McLean	65	0	4	4	0
McBain	6	1	0	1	0
Murphy	6	0	1	1	6
Bawa	2	0	0	0	0
Antoski	4	0	0	0	29
Mazur	5	0	0	0	2
Gamble	19	0	0	0	8
Agnew	24	0	0	0	56

Goaltender	GPI	MIN	GA	SO	AVG	W-L-T
McLean	65	3852	176	5	2.74	38-17-9
Gamble	19	1009	73	0	4.34	4-9-3

## RESULTS

No	Date	Opponent	Score	Record
1	Oct. 4	San Jose	4-3 W	1-0-0
2	Oct. 5	@ San Jose	5-2 W	2-0-0
3	Oct. 8	@ Winnipeg	3-2 OT W	3-0-0
4	Oct. 10	@ Chicago	6-7 L	3-1-0
5	Oct. 12	@ Toronto	2-1 W	4-1-0
6	Oct. 13	@ Buffalo	3-1 W	5-1-0
7	Oct. 17	Boston	3-3 T	5-1-1
8	Oct. 19	Calgary	5-2 W	6-1-1
9	Oct. 21	Toronto	4-1 W	7-1-1
10	Oct. 24	Washington	3-1 W	8-1-1
11	Oct. 26	@ Edmonton	4-5 L	8-2-1
12	Oct. 27	Edmonton	3-6 L	8-3-1
13	Oct. 29	New Jersey	4-3 W	9-3-1
14	Nov. 1	St. Louis	2-3 L	9-4-1
15	Nov. 3	Edmonton	7-2 W	10-4-1
16	Nov. 5	Winnipeg	2-2 T	10-4-2
17	Nov. 7	@ Los Angeles	4-3 W	11-4-2
18	Nov. 10	NY Islanders	6-0 W	12-4-2
19	Nov. 12	Los Angeles	8-2 W	13-4-2
20	Nov. 14	@ Calgary	2-2 T	13-4-3
21	Nov. 16	San Jose	1-0 W	14-4-3
22	Nov. 19	NY Rangers	3-4 L	14-5-3
23	Nov. 21	@ Calgary	2-3 L	14-6-3
24	Nov. 22	Calgary	6-5 OT W	15-6-3
25	Nov. 26	@ San Jose	1-4 L	15-7-3
26	Nov. 29	Chicago	5-2 W	16-7-3
27	Dec. 1	@ Edmonton	0-7 L	16-8-3
28	Dec. 3	@ Quebec	0-3 L	16-9-3
29	Dec. 4	@ Montreal	3-0 W	17-9-3
30	Dec. 7	@ Toronto	3-6 L	17-10-3
31	Dec. 10	Edmonton	4-7 L	17-11-3
32	Dec. 12	Minnesota	7-5 W	18-11-3
33	Dec. 14	@ Los Angeles	4-4 T	18-11-4
34	Dec. 17	Detroit	2-1 W	19-11-4
35	Dec. 19	Winnipeg	3-1 W	20-11-4
36	Dec. 22	Quebec	6-6 T	20-11-5
37	Dec. 27	Philadelphia	1-1 T	20-11-6
38	Dec. 28	@ San Jose	3-2 W	21-11-6
39	Dec. 31	@ Los Angeles	5-3 W	22-11-6
40	Jan. 3	@ Washington	3-3 T	22-11-7

No	Date	Opponent	Score	Record
41	Jan. 4	@ Minnesota	3-4 L	22-12-7
42	Jan. 7	San Jose	4-1 W	23-12-7
43	Jan. 12	Pittsburgh	3-4 L	23-13-7
44	Jan. 14	@ Winnipeg	4-2 W	24-13-7
45	Jan. 15	@ Edmonton	5-3 W	25-13-7
46	Jan. 21	@ Quebec	5-3 W	26-13-7
47	Jan. 23	@ Detroit	3-1 W	27-13-7
48	Jan. 25	@ St. Louis	1-0 OT W	28-13-7
49	Jan. 28	Edmonton	3-5 L	28-14-7
50	Jan. 30	Chicago	4-1 W	29-14-7
51	Feb. 1	Hartford	4-4 T	29-14-8
52	Feb. 4	Montreal	5-3 W	30-14-8
53	Feb. 6	NY Islanders	4-5 OT L	30-15-8
54	Feb. 10	@ Montreal	3-8 L	30-16-8
55	Feb. 12	@ NY Rangers	2-5 L	30-17-8
56	Feb. 13	@ New Jersey	3-5 L	30-18-8
57	Feb. 15	@ NY Islanders	1-3 L	30-19-8
58	Feb. 17	@ NY Rangers	3-3 T	30-19-9
59	Feb. 19	Buffalo	6-5 W	31-19-9
60	Feb. 21	@ San Jose	5-3 W	32-19-9
61	Feb. 23	Boston	2-1 OT W	33-19-9
62	Feb. 25	Los Angeles	3-4 L	33-20-9
63	Feb. 28	Winnipeg	5-3 W	34-20-9
64	Mar. 1	Calgary	11-0 W	35-20-9
65	Mar. 2	St. Louis	3-5 L	35-21-9
66	Mar. 5	@ Boston	2-2 T	35-21-10
67	Mar. 7	@ Hartford	5-1 W	36-21-10
68	Mar. 8	@ Philadelphia	7-3 W	37-21-10
69	Mar. 12	New Jersey	2-1 W	38-21-10
70	Mar. 14	@ Calgary	6-4 W	39-21-10
71	Mar. 18	Hartford	3-2 W	40-21-10
72	Mar. 20	Winnipeg	2-2 T	40-21-11
73	Mar. 22	@ Winnipeg	1-5 L	40-22-11
74	Mar. 24	@ Minnesota	4-2 W	41-22-11
75	Mar. 26	@ Pittsburgh	3-7 L	41-23-11
76	Mar. 28	@ Detroit	1-3 L	41-24-11
77	Mar. 29	@ Washington	4-7 L	41-25-11
78	Apr. 12	Los Angeles	1-6 L	41-26-11
79	Apr. 14	@ Los Angeles	3-2 W	42-26-11
80	Apr. 16	Calgary	4-4 T	42-26-12



## SMYTHE DIVISION FINISH

1st (101 Points)

## COACH

Pat Quinn

## GM

Pat Quinn

## CAPTAIN

Trevor Linden

## SCORING

Player	GP	G	A	PTS	PIM
Bure	83	60	50	110	69
Ronning	79	29	56	85	30
Courtball	84	31	46	77	167
Craven	HFD 67	25	42	67	20
	VAN 10	0	10	10	12
Linden	84	33	39	72	64
Nedved	84	38	33	71	96
Adams	53	25	31	56	14
Ward	70	22	30	52	82
Semenov	TB 13	2	3	5	4
	VAN 62	10	34	44	28
Lumme	74	8	36	44	55
Momesso	84	18	20	38	200
Sandlak	59	10	18	28	122
Plavsic	57	6	21	27	53
Sleg	41	4	22	26	109
Lidster	71	6	19	25	36
Diduck	80	6	14	20	171

Player	GP	G	A	PTS	PIM
Babych	43	3	16	19	44
Odjick	75	4	13	17	370
Murzyn	79	5	11	16	196
Fergus	36	5	9	14	20
Valk	48	6	7	13	77
Hunter	QUE 48	5	3	8	94
	VAN 26	0	4	4	99
Dirk	69	4	8	12	150
Walter	25	3	0	3	10
Whitmore	31	0	3	3	2
Morin	1	0	1	1	0
Ratushny	1	0	1	1	2
McLean	54	0	1	1	16
Antoski	2	0	0	0	0

Goaltender	GPI	MIN	GA	SO	AVG	W-L-T
Whitmore	31	1817	94	1	3.10	18-8-4
McLean	54	3261	184	3	3.39	28-21-5

## RESULTS

No	Date	Opponent	Score	Record
1	Oct. 6	@ Edmonton	5-4 W	1-0-0
2	Oct. 10	Edmonton	5-2 W	2-0-0
3	Oct. 12	Winnipeg	8-1 W	3-0-0
4	Oct. 16	@ Winnipeg	6-2 W	4-0-0
5	Oct. 18	@ Chicago	1-3 L	4-1-0
6	Oct. 20	@ Pittsburgh	1-5 L	4-2-0
7	Oct. 22	@ Philadelphia	4-4 T	4-2-1
8	Oct. 25	Boston	3-5 L	4-3-1
9	Oct. 28	Washington	4-3 W	5-3-1
10	Oct. 30	Minnesota	2-3 L	5-4-1
11	Nov. 1	@ Calgary	3-5 L	5-5-1
12	Nov. 4	Calgary	5-5 T	5-5-2
13	Nov. 6	Ottawa	4-1 W	6-5-2
14	Nov. 8	Winnipeg	6-1 W	7-5-2
15	Nov. 10	San Jose	6-2 W	8-5-2
16	Nov. 12	@ Los Angeles	4-7 L	8-6-2
17	Nov. 14	@ San Jose	5-2 W	9-6-2
18	Nov. 16	Los Angeles	6-3 W	10-6-2
19	Nov. 18	@ Edmonton	2-4 L	10-7-2
20	Nov. 19	@ Calgary	3-4 L	10-8-2
21	Nov. 21	Edmonton	9-0 W	11-8-2
22	Nov. 23	Chicago	5-2 W	12-8-2
23	Nov. 25	@ Minnesota	4-7 W	13-8-2
24	Nov. 26	@ St. Louis	5-2 L	13-9-2
25	Nov. 28	@ Montreal	6-5 W	14-9-2
26	Dec. 3	Edmonton	4-1 W	15-9-2
27	Dec. 7	St. Louis	4-3 W	16-9-2
28	Dec. 9	San Jose	8-3 W	17-9-2
29	Dec. 13	Quebec	3-3 T	17-9-3
30	Dec. 16	@Edmonton	2-4 L	17-10-3
31	Dec. 18	San Jose	8-1 W	18-10-3
32	Dec. 19	@ San Jose	6-3 W	19-10-3
33	Dec. 22	@Los Angeles	6-2 W	20-10-3
34	Dec. 27	Montreal	5-2 W	21-10-3
35	Dec. 29	San Jose	7-5 W	22-10-3
36	Dec. 31	Los Angeles	4-0 W	23-10-3
37	Jan. 2	@ San Jose	2-2 T	23-10-4
38	Jan. 4	Tampa Bay	7-0 W	24-10-4
39	Jan. 6	@ Toronto	5-2 W	25-10-4
40	Jan. 8	@ Detroit	3-6 L	25-11-4
41	Jan. 9	@ NY Islanders	5-4 W	26-11-4
42	Jan. 11	@ NY Rangers	3-3 T	26-11-5

No	Date	Opponent	Score	Record
43	Jan. 12	@ New Jersey	2-3 L	26-12-5
44	Jan. 15	Buffalo	4-1 W	27-12-5
45	Jan. 16	Hartford	8-3 W	28-12-5
46	Jan. 19	Pittsburgh	2-5 L	28-13-5
47	Jan. 21	@ Los Angeles	5-4 W	29-13-5
48	Jan. 23	@ Minnesota	3-3 T	29-13-6
49	Jan. 24	@ Chicago	2-6 L	29-14-6
50	Jan. 27	Chicago	4-4 T	29-14-7
51	Jan. 30	Detroit	4-4 T	29-14-8
52	Feb. 1	Minnesota	4-5 L	29-15-8
53	Feb. 3	Tampa Bay	4-2 W	30-15-8
54	Feb. 9	@ Quebec	5-1 W	31-15-8
55	Feb. 11	@ Toronto	2-5 L	31-16-8
56	Feb. 12	@ Buffalo	3-1 W	32-16-8
57	Feb. 15	@ Los Angeles	0-3 L	32-17-8
58	Feb. 18	Philadelphia	2-3 L	32-18-8
59	Feb. 20	Winnipeg	4-2 W	33-18-8
60	Feb. 22	Toronto	1-8 L	33-19-8
61	Feb. 24	NY Rangers	5-4 W	34-19-8
62	Feb. 26	@ Winnipeg	7-4 W	35-19-8
63	Mar. 1	@ Buffalo	5-2 W	36-19-8
64	Mar. 2	@ Washington	3-3 T	36-19-9
65	Mar. 4	@ Boston	3-4 L	36-20-9
66	Mar. 6	@ Hartford	1-5 L	36-21-9
67	Mar. 9	New Jersey	7-2 W	37-21-9
68	Mar. 11	Minnesota	3-4 L	37-22-9
69	Mar. 12	@ Winnipeg	3-2 W	38-22-9
70	Mar. 14	@ Calgary	2-3 L	38-23-9
71	Mar. 18	Winnipeg	2-5 L	38-24-9
72	Mar. 20	NY Islanders	2-7 L	38-25-9
73	Mar. 22	St. Louis	1-3 L	38-26-9
74	Mar. 24	Los Angeles	6-2 W	39-26-9
75	Mar. 26	Calgary	1-3 L	39-27-9
76	Mar. 30	@ St. Louis	6-3 W	40-27-9
77	Apr. 1	@ Tampa Bay	5-3 W	41-27-9
78	Apr. 3	@ Detroit	1-5 L	41-28-9
79	Apr. 4	@ Ottawa	3-0 W	42-28-9
80	Apr. 7	Edmonton	5-4 OT W	43-28-9
81	Apr. 9	@ Calgary	1-8 L	43-29-9
82	Apr. 11	Calgary	6-3 W	44-29-9
83	Apr. 13	Los Angeles	7-4 W	45-29-9
84	Apr. 15	@ Los Angeles	8-6 W	46-29-9

## PACIFIC DIVISION FINISH

2nd (85 Points)

## COACH

Pat Quinn

## GM

Pat Quinn

## CAPTAIN

Trevor Linden

## SCORING

Player	GP	G	A	PTS	PIM
Bure	76	60	47	107	86
G. Courtmall	82	26	44	70	123
Ronning	76	25	43	68	42
Brown	STL 63	13	47	60	46
	VAN 11	1	5	6	10
Linden	84	32	29	61	73
Craven	78	15	40	55	30
Lumme	83	13	42	55	50
Sleg	78	5	33	38	86
Adams	68	13	24	37	20
Babych	73	4	28	32	52
Odjick	76	16	13	29	271
Gelinas	QUE 31	6	6	12	8
	VAN 33	8	8	16	26
Carson	LA 25	4	7	11	2
	VAN 34	7	10	17	22
Momesso	68	14	13	27	149
Murzyn	80	6	14	20	109
Glynn	OTT 48	2	13	15	53
	VAN 16	0	0	0	12
Charbonneau	30	7	7	14	49

Player	GP	G	A	PTS	PIM	
Hedican	STL 38	2	3	5	14	
	VAN 8	0	1	1	0	
Diduck	55	1	10	11	72	
Plavick	47	1	9	10	6	
McIntyre	62	3	6	9	38	
Lafayette	STL 38	2	3	5	14	
	VAN 11	1	1	2	4	
Hunter	56	3	4	7	171	
Ward	33	6	1	7	37	
Jackson	12	5	1	6	9	
Kesa	19	2	4	6	18	
Namestnikov	17	0	5	5	10	
Dirk	65	2	3	5	105	
Eisenhut	13	1	3	4	21	
McLean	52	0	4	4	2	
Antoski	55	1	2	3	190	
Morin	5	1	1	2	6	
Whitmore	32	0	0	0	6	
Peca	4	0	0	0	2	
Goaltender	GPI	MIN	GA	SO	AVG	W-L-T
McLean	52	3128	156	3	2.99	23-26-3
Whitmore	32	1921	113	0	3.53	18-14-0

## RESULTS

No	Date	Opponent	Score	Record
1	Oct. 6	@ Los Angeles	5-2 W	1-0-0
2	Oct. 9	Calgary	1-5 L	1-1-0
3	Oct. 11	Edmonton	4-1 W	2-1-0
4	Oct. 16	@ Edmonton	3-2 W	3-1-0
5	Oct. 19	Boston	5-4 W	4-1-0
6	Oct. 21	@ Calgary	6-3 W	5-1-0
7	Oct. 23	@ San Jose	6-4 W	6-1-0
8	Oct. 24	San Jose	3-2 OT W	7-1-0
9	Oct. 27	Washington	2-4 L	7-2-0
10	Oct. 30	Buffalo	3-6 L	7-3-0
11	Nov. 2	@ NY Islanders	2-1 W	8-3-0
12	Nov. 3	@ NY Rangers	3-6 L	8-4-0
13	Nov. 5	@ Washington	2-3 L	8-5-0
14	Nov. 7	@ Philadelphia	5-2 W	9-5-0
15	Nov. 10	Los Angeles	4-0 W	10-5-0
16	Nov. 13	@ Calgary	3-4 L	10-6-0
17	Nov. 14	Anaheim	3-2 W	11-6-0
18	Nov. 16	St. Louis	3-0 W	12-6-0
19	Nov. 19	Anaheim	3-6 L	12-7-0
20	Nov. 22	Toronto	2-5 L	12-8-0
21	Nov. 24	Detroit	4-5 OT L	12-9-0
22	Nov. 26	@ Winnipeg	5-3 W	13-9-0
23	Nov. 27	@ Edmonton	1-2 L	13-10-0
24	Nov. 29	Chicago	2-1 W	14-10-0
25	Dec. 2	Philadelphia	3-6 L	14-11-0
26	Dec. 4	@ Quebec	1-3 L	14-12-0
27	Dec. 6	@ Montreal	3-4 OT L	14-13-0
28	Dec. 8	@ Hartford	4-1 W	15-13-0
29	Dec. 9	@ Boston	3-2 OT W	16-13-0
30	Dec. 14	@ Calgary	4-8 L	16-14-0
31	Dec. 15	@ Edmonton	2-7 L	16-15-0
32	Dec. 17	Winnipeg	6-1 W	17-15-0
33	Dec. 19	Dallas	1-3 L	17-16-0
34	Dec. 21	Edmonton	6-3 W	18-16-0
35	Dec. 23	Calgary (@Sask.)	4-3 W	19-16-0
36	Dec. 28	@ Los Angeles	5-6 L	19-17-0
37	Dec. 31	San Jose	2-3 L	19-18-0
38	Jan. 2	Montreal	2-3 L	19-19-0
39	Jan. 5	@ Ottawa	7-2 W	20-19-0
40	Jan. 8	@ Toronto	3-6 L	20-20-0
41	Jan. 9	@ Buffalo	3-5 L	20-21-0
42	Jan. 12	Quebec	4-3 W	21-21-0

No	Date	Opponent	Score	Record
43	Jan. 14	Ottawa	2-2 T	21-21-1
44	Jan. 16	@ Anaheim	4-3 W	22-21-1
45	Jan. 19	Calgary	3-4 L	22-22-1
46	Jan. 24	@ Edmonton	5-4 OT W	23-22-1
47	Jan. 25	St. Louis	3-3 T	23-22-2
48	Jan. 27	Dallas	2-3 L	23-23-2
49	Jan. 29	New Jersey	6-3 W	24-23-2
50	Jan. 31	Los Angeles	3-1 W	25-23-2
51	Feb. 2	Chicago	6-4 W	26-23-2
52	Feb. 4	@ Anaheim	0-3 L	26-24-2
53	Feb. 6	Hartford	2-4 L	26-25-2
54	Feb. 8	@ Detroit	6-3 W	27-25-2
55	Feb. 10	@ New Jersey	3-3 T	27-26-2
56	Feb. 12	@ Tampa Bay	3-2 W	28-26-2
57	Feb. 13	@ Florida	1-2 L	28-27-2
58	Feb. 15	@ St. Louis	2-3 L	28-28-2
59	Feb. 17	@ Chicago	4-2 W	29-28-2
60	Feb. 22	Calgary	4-4 T	29-28-3
61	Feb. 26	Tampa Bay	3-1 W	30-28-3
62	Mar. 1	Edmonton	4-7 L	30-29-3
63	Mar. 3	@ St. Louis	4-0 W	31-29-3
64	Mar. 4	@ Dallas	4-1 W	32-29-3
65	Mar. 7	Florida	1-2 L	32-30-3
66	Mar. 9	NY Islanders	5-4 W	33-30-3
67	Mar. 11	@ Winnipeg	8-4 W	34-30-3
68	Mar. 13	@ Chicago	2-5 L	34-31-3
69	Mar. 15	@ Detroit	2-5 L	34-32-3
70	Mar. 16	@ Toronto	4-1 W	35-32-3
71	Mar. 19	@ Pittsburgh	4-5 L	35-33-3
72	Mar. 20	@ Dallas	1-2 OT L	35-34-3
73	Mar. 23	@ Los Angeles	6-3 W	36-34-3
74	Mar. 25	NY Rangers	2-5 L	36-35-3
75	Mar. 27	Los Angeles	4-3 W	37-35-3
76	Mar. 28	Toronto	3-2 OT W	38-35-3
77	Mar. 30	Pittsburgh	1-3 L	38-36-3
78	Apr. 1	Winnipeg	5-1 W	39-36-3
79	Apr. 2	San Jose	4-7 L	39-37-3
80	Apr. 5	Detroit	3-8 L	39-38-3
81	Apr. 7	San Jose	3-2 W	40-38-3
82	Apr. 9	Anaheim	1-3 L	40-39-3
83	Apr. 10	@ San Jose	1-3 L	40-40-3
84	Apr. 13	@ Anaheim	2-1 W	41-40-3

# 1994.95 SEASON RECORD

## PACIFIC DIVISION FINISH

2nd (48 Points)

## COACH

Rick Ley

## GM

Pat Quinn

## CAPTAIN

Trevor Linden

## SCORING

Player	GP	G	A	PTS	PIM
Bure	44	20	23	43	47
Linden	48	18	22	40	40
R. Courtnall	DAL 32	7	10	17	13
	VAN 13	4	14	18	4
G. Courtnall	45	16	18	34	81
Beraneek	PHI 14	5	5	10	2
	VAN 37	8	13	21	28
Brown	33	8	23	31	16
Momesso	48	10	15	25	65
Ronning	41	6	19	25	27
Gelinas	46	13	10	23	36
Oksiuta	EDM 26	11	2	13	6
	VAN 12	5	2	7	2
Ruutu	CHI 20	2	5	7	6
	VAN 25	5	6	11	23
Lumme	36	5	12	17	26
Adams	31	5	10	15	12
Babych	40	3	11	14	18
Hedican	45	2	11	13	34
Peca	33	6	6	12	30
Odjick	23	4	5	9	109
Lafayette	27	4	4	8	2

Player	GP	G	A	PTS	PIM
Murzyn	40	0	8	8	129
Slegre	19	1	5	6	32
Hunter	34	3	2	5	120
Diduck	22	1	3	4	15
McIntyre	28	0	4	4	37
Cullimore	34	1	2	3	39
Namesnikov	16	0	3	3	4
Leeman	10	2	0	2	0
Aucoin	1	1	0	1	0
Charbonneau	3	1	0	1	0
Jackson	3	1	0	1	4
Plavsic	3	0	1	1	4
Whitmore	11	0	1	1	7
Walker	11	0	1	1	33
McLean	40	0	1	1	4
Antonski	7	0	0	0	46
Wotton	1	0	0	0	0
Stojanov	4	0	0	0	13

Goaltender	GPI	MIN	GA	SO	AVG	W-L-T
McLean	40	2374	109	1	2.75	18-12-10
Whitmore	11	558	37	0	3.98	0-6-2

## RESULTS

No	Date	Opponent	Score	Record
1	Jan. 20	Dallas	1-1 T	0-0-1
2	Jan. 21	St. Louis	1-7 L	0-1-1
3	Jan. 24	@ Detroit	3-6 L	0-2-1
4	Jan. 25	@ Toronto	2-6 L	0-3-1
5	Jan. 28	@ St. Louis	3-1 W	1-3-1
6	Feb. 1	Toronto	4-4 T	1-3-2
7	Feb. 5	Chicago	4-9 L	1-4-2
8	Feb. 7	Edmonton	4-4 T	1-4-3
9	Feb. 9	Winnipeg	5-1 W	2-4-3
10	Feb. 11	San Jose	1-1 T	2-4-4
11	Feb. 15	@ San Jose	1-3 L	2-5-4
12	Feb. 17	@ Anaheim	2-2 T	2-5-5
13	Feb. 18	@ Los Angeles	6-2 W	3-5-5
14	Feb. 20	Los Angeles	8-2 W	4-5-5
15	Feb. 22	Winnipeg	1-4 L	4-6-5
16	Feb. 24	@ Dallas	3-3 T	4-6-6
17	Feb. 26	@ San Jose	5-1 W	5-6-6
18	Feb. 28	San Jose	3-4 L	5-7-6
19	Mar. 2	@ Calgary	2-2 T	5-7-7
20	Mar. 4	@ Los Angeles	5-4 W	6-7-7
21	Mar. 6	Detroit	2-5 L	6-8-7
22	Mar. 11	Anaheim	5-3 W	7-8-7
23	Mar. 12	@ Edmonton	5-2 W	8-8-7
24	Mar. 14	@ Winnipeg	3-3 T	8-8-8

No	Date	Opponent	Score	Record
25	Mar. 16	@ Chicago	2-9 L	8-9-8
26	Mar. 17	@ Detroit	1-3 L	8-10-8
27	Mar. 21	Toronto	3-1 W	9-10-8
28	Mar. 23	Chicago	1-3 L	9-11-8
29	Mar. 25	Detroit	1-2 L	9-12-8
30	Mar. 26	@ Calgary	0-2 L	9-13-8
31	Mar. 29	Los Angeles	5-2 W	10-13-8
32	Mar. 31	Anaheim	6-1 W	11-13-8
33	Apr. 1	@ Edmonton	5-1 W	12-13-8
34	Apr. 4	Dallas	2-2 T	12-13-9
35	Apr. 7	@ Winnipeg	4-7 L	12-14-9
36	Apr. 8	@ Calgary	4-2 W	13-14-9
37	Apr. 11	Anaheim	5-0 W	14-14-9
38	Apr. 13	Edmonton	4-6 L	14-15-9
39	Apr. 15	@ Anaheim	3-1 W	15-15-9
40	Apr. 17	@ Dallas	2-2 T	15-15-10
41	Apr. 18	@ St. Louis	1-4 L	15-16-10
42	Apr. 20	Calgary	2-2 T	15-16-11
43	Apr. 22	Edmonton	6-1 W	16-16-11
44	Apr. 25	@ Chicago	3-4 OT L	16-17-11
45	Apr. 26	@ Toronto	2-5 L	16-18-11
46	Apr. 28	St. Louis	3-1 W	17-18-11
47	Apr. 30	Calgary	6-4 W	18-18-11
48	May 3	@ San Jose	3-3 T	18-18-12

## PACIFIC DIVISION FINISH

Tied 2nd (79 Points)

## COACH

Rick Ley, Pat Quinn

## GM

Pat Quinn

## CAPTAIN

Trevor Linden

## SCORING

Player	GP	G	A	PTS	PIM
Mogilny	79	55	52	107	16
Linden	82	33	47	80	42
Ronning	79	22	45	67	42
Courtneall	81	26	39	65	40
Gelinas	81	30	26	56	59
Naslund	PIT 66	19	33	52	36
	VAN 10	3	0	3	6
Lumme	80	17	37	54	50
Oksuta	56	16	23	39	42
Trikkänen	STL 11	1	4	5	18
	NJ 9	0	2	2	4
	VAN 38	13	24	37	14
Belanger	FLA 63	17	21	38	10
	VAN 9	3	0	3	4
Sillinger	ANA 62	13	21	34	32
	VAN 12	1	3	4	6
Hedican	77	6	23	29	83
Babych	53	3	21	24	38
Rohlin	56	6	16	22	32
Ridley	37	6	15	21	29
Beranek	61	6	14	20	60
Dowd	NJ 28	4	9	13	17
	VAN 38	1	6	7	6

## RESULTS

No	Date	Opponent	Score	Record
1	Oct. 9	Detroit	3-5 L	0-1-0
2	Oct. 12	@ Los Angeles	7-7 T	0-1-1
3	Oct. 14	@ San Jose	7-6 W	1-1-1
4	Oct. 15	Los Angeles	3-3 T	1-1-2
5	Oct. 18	@ Anaheim	5-1 W	2-1-2
6	Oct. 21	@ Edmonton	4-6 L	2-2-2
7	Oct. 24	@ NY Rangers	2-5 L	2-3-2
8	Oct. 25	@ New Jersey	4-2 W	3-3-2
9	Oct. 28	Winnipeg	1-4 L	3-4-2
10	Oct. 30	San Jose	4-3 W	4-4-2
11	Nov. 1	Edmonton	3-3 T	4-4-3
12	Nov. 3	Toronto	4-4 T	4-4-4
13	Nov. 4	@ Calgary	4-4 T	4-4-5
14	Nov. 7	@ NY Islanders	5-2 W	5-4-5
15	Nov. 9	@ Chicago	2-5 L	5-5-5
16	Nov. 11	Colorado	4-8 L	5-6-5
17	Nov. 12	Montreal	2-4 L	5-7-5
18	Nov. 16	@ Florida	2-2 T	5-7-6
19	Nov. 18	@ Tampa Bay	4-5 OT L	5-8-6
20	Nov. 19	@ Philadelphia	2-3 OT L	5-9-6
21	Nov. 22	@ Dallas	3-4 L	5-10-6
22	Nov. 23	@ St. Louis	3-2 W	6-10-6
23	Nov. 25	@ San Jose	2-7 L	6-11-6
24	Nov. 29	Chicago	2-2 T	6-11-7
25	Dec. 1	San Jose	7-2 W	7-11-7
26	Dec. 5	Edmonton	6-2 W	8-11-7
27	Dec. 8	St. Louis	3-6 L	8-12-7
28	Dec. 9	@ Calgary	4-3 W	9-12-7
29	Dec. 13	@ Edmonton	2-2 T	9-12-8
30	Dec. 17	Ottawa	4-1 W	10-12-8
31	Dec. 18	@ Colorado	4-2 W	11-12-8
32	Dec. 20	@ Los Angeles	2-2 T	11-12-9
33	Dec. 22	@ Anaheim	6-2 W	12-12-9
34	Dec. 23	Detroit	0-1 L	12-13-9
35	Dec. 26	Calgary	2-4 L	12-14-9
36	Dec. 28	NY Rangers	2-3 L	12-15-9
37	Dec. 31	Philadelphia	5-5 T	12-15-10
38	Jan. 3	Florida	7-2 W	13-15-10
39	Jan. 6	Tampa Bay	9-2 W	14-15-10
40	Jan. 8	@ Pittsburgh	5-8 L	14-16-10
41	Jan 10	@ Montreal	2-2 T	14-16-11

Player	GP	G	A	PTS	PIM	
Brown	28	1	16	17	18	
Aucoin	49	4	14	18	34	
Bure	15	6	7	13	8	
Walker	63	4	8	12	137	
Murzyn	69	2	10	12	130	
Kucera	HAR 30	2	6	8	10	
	VAN 24	1	0	1	10	
Odjick	55	3	4	7	181	
Sandlak	33	4	2	6	6	
Loney	12	2	3	5	6	
Kocur	NYR 38	1	2	3	49	
	VAN 7	0	1	1	19	
Hunter	60	2	0	2	122	
Cullimore	27	1	1	2	21	
Malkoc	41	0	2	2	136	
Hirsch	41	0	2	2	2	
McLean	45	0	2	2	6	
Bohonos	3	0	1	1	0	
Courville	3	1	0	1	0	
Stojanov	58	0	1	1	123	
Goaltender	GPI	MIN	GA	SO	AVG	W-L-T
Hirsch	41	2338	114	1	2.93	17-14-6
McLean	45	2645	156	2	3.54	15-21-9

No	Date	Opponent	Score	Record
42	Jan. 13	@ Toronto	5-2 W	15-16-11
43	Jan. 15	@ Boston	6-0 W	16-16-11
44	Jan. 16	@ Hartford	0-3 L	16-17-11
45	Jan. 22	Dallas	4-6 L	16-18-11
46	Jan. 24	Anaheim	1-2 L	16-19-11
47	Jan. 25	@ Colorado	2-2 T	16-19-12
48	Jan. 27	NY Islanders	6-3 W	17-19-12
49	Jan. 30	New Jersey	2-3 OT L	17-20-12
50	Feb. 1	@ St. Louis	2-2 T	17-20-13
51	Feb. 2	@ Dallas	5-4 W	18-20-13
52	Feb. 4	@ Winnipeg	4-2 W	19-20-13
53	Feb. 7	Hartford	3-5 L	19-21-13
54	Feb. 9	@ Edmonton	3-2 OT W	20-21-13
55	Feb. 10	Washington	4-4 T	20-21-14
56	Feb. 13	Winnipeg	5-4 W	21-21-14
57	Feb. 15	Anaheim	5-3 W	22-21-14
58	Feb. 17	Boston	1-4 L	22-22-14
59	Feb. 19	@ Detroit	3-4 L	22-23-14
60	Feb. 20	@ Winnipeg	5-3 W	23-23-14
61	Feb. 23	San Jose	3-1 W	24-23-14
62	Feb. 27	Pittsburgh	4-7 L	24-24-14
63	Feb. 29	St. Louis	2-2 T	24-24-15
64	Mar. 2	@ Detroit	3-2 W	25-24-15
65	Mar. 3	@ Buffalo	3-0 W	26-24-15
66	Mar. 6	Buffalo	5-2 W	27-24-15
67	Mar. 9	Colorado	5-7 L	27-25-15
68	Mar. 12	@ Washington	0-9 L	27-26-15
69	Mar. 14	@ Chicago	1-5 L	27-27-15
70	Mar. 15	@ Ottawa	0-2 L	27-28-15
71	Mar. 17	@ Toronto	2-4 L	27-29-15
72	Mar. 19	Colorado	3-4 L	27-30-15
73	Mar. 22	Dallas	5-2 W	28-30-15
74	Mar. 23	Calgary	0-4 L	28-31-15
75	Mar. 25	Los Angeles	4-1 W	29-30-15
76	Mar. 27	Toronto	2-6 L	29-32-15
77	Mar. 29	Chicago	4-2 W	30-32-15
78	Apr. 1	Edmonton	2-6 L	30-33-15
79	Apr. 3	@ Calgary	3-4 L	30-34-15
80	Apr. 6	@ Los Angeles	4-2 W	31-34-15
81	Apr. 8	@ Anaheim	0-2 L	31-35-15
82	Apr. 13	Calgary	5-0 W	32-35-15

# 1996.97 SEASON RECORD

## PACIFIC DIVISION FINISH

4th (77 Points)

## COACH

Tom Renney

## GM

Pat Quinn

## CAPTAIN

Trevor Linden

## SCORING

Player	GP	G	A	PTS	PIM
Mogilny	76	31	42	73	18
Gelinas	74	35	33	68	42
Bure	63	23	32	55	40
Ridley	75	20	32	52	42
Naslund	78	21	20	41	30
Linden	49	9	31	40	27
Sillinger	78	17	20	37	25
Lumme	66	11	24	35	32
Noonan	STL 13	2	5	7	0
	NVR 44	6	9	15	28
	VAN 16	4	8	12	6
Courtball	47	9	19	28	24
Roberts	58	10	17	27	51
Babych	78	5	22	27	38
Tikkanen	62	12	15	27	66
Nemchinov	NVR 63	6	13	19	12
	VAN 6	2	3	5	4
Bohonos	36	11	11	22	10
Aucoin	70	5	16	21	63
Hedican	67	4	15	19	51
Walker	64	3	15	18	132

Player	GP	G	A	PTS	PIM	
Staios	BOS 54	3	8	11	71	
	VAN 9	0	6	6	20	
Joseph	63	3	13	16	62	
Brashear	MTL 10	0	0	0	38	
	VAN 59	8	5	13	207	
Odjick	70	5	8	13	371	
Rohlin	40	2	8	10	8	
Wotton	36	3	6	9	19	
Murzyn	61	1	7	8	118	
Semak	18	2	1	3	2	
Crowder	30	1	2	3	52	
Courville	19	0	2	2	11	
McLean	44	0	2	2	2	
Hirsch	39	0	1	1	6	
Cullimore	3	0	0	0	2	
Namestnikov	2	0	0	0	4	
Fountain	6	0	0	0	0	
Kucera	2	0	0	0	0	
Goaltender	GPI	MIN	GA	SO	AVG	W-L-T
McLean	44	2581	138	0	3.21	21-18-3
Hirsch	39	2127	116	2	3.27	12-20-4
Fountain	6	245	14	1	3.43	2-2-0

## RESULTS

No	Date	Opponent	Score	Record
1	Oct. 5	Calgary	3-1 W	1-0-0
2	Oct. 6	@ Edmonton	0-2 L	1-1-0
3	Oct. 9	Buffalo	1-2 L	1-2-0
4	Oct. 12	St. Louis	5-3 W	2-2-0
5	Oct. 14	Boston	4-5 OT L	2-3-0
6	Oct. 17	@ Dallas	6-1 W	3-3-0
7	Oct. 19	@ Colorado	2-9 L	3-4-0
8	Oct. 23	Colorado	1-4 L	3-5-0
9	Oct. 26	Pittsburgh	2-1 W	4-5-0
10	Oct. 30	@ Anaheim	6-3 W	5-5-0
11	Nov. 1	@ Edmonton	5-4 OT W	6-5-0
12	Nov. 2	Calgary	4-3 W	7-5-0
13	Nov. 8	St. Louis	2-4 L	7-6-0
14	Nov. 11	@ NY Rangers	3-2 W	8-6-0
15	Nov. 13	@ NY Islanders	4-5 OT L	8-7-0
16	Nov. 14	@ New Jersey	3-0 W	9-7-0
17	Nov. 16	@ Montreal	1-6 L	9-8-0
18	Nov. 19	Dallas	2-0 W	10-8-0
19	Nov. 21	Chicago	2-1 OT W	11-8-0
20	Nov. 23	NY Rangers	5-3 W	12-8-0
21	Nov. 26	@ Toronto	2-3 L	12-9-0
22	Nov. 27	@ Hartford	6-2 W	13-9-0
23	Nov. 29	@ Boston	3-7 L	13-10-0
24	Dec. 1	@ Philadelphia	3-4 L	13-11-0
25	Dec. 3	@ Detroit	2-2 T	13-11-1
26	Dec. 4	@ Buffalo	7-6 OT W	14-11-1
27	Dec. 7	Ottawa	2-3 L	14-12-1
28	Dec. 11	Colorado	1-6 L	14-13-1
29	Dec. 13	@ Dallas	1-2 L	14-14-1
30	Dec. 15	@ St. Louis	8-0 W	15-14-1
31	Dec. 18	New Jersey	1-2 L	15-15-1
32	Dec. 20	Detroit	3-2 W	16-15-1
33	Dec. 23	Edmonton	0-7 L	16-16-1
34	Dec. 26	@ San Jose	1-6 L	16-17-1
35	Dec. 27	@ Phoenix	4-7 L	16-18-1
36	Dec. 31	Philadelphia	3-5 L	16-19-1
37	Jan. 2	Los Angeles	4-3 W	17-19-1
38	Jan. 4	Toronto	7-3 W	18-19-1
39	Jan. 6	@ Anaheim	5-1 W	19-19-1
40	Jan. 7	@ Los Angeles	2-6 L	19-20-1
41	Jan. 10	Hartford	5-3 W	20-20-1

No	Date	Opponent	Score	Record
42	Jan. 12	Anaheim	2-3 L	20-21-1
43	Jan. 14	Florida	4-4 T	20-21-2
44	Jan. 20*	San Jose	6-1 W	21-21-2
45	Jan. 22	@ Chicago	4-3 OT W	22-21-2
46	Jan. 23	@ St. Louis	3-4 L	22-22-2
47	Jan. 25	@ Phoenix	0-4 L	22-23-2
48	Jan. 27	San Jose	5-2 W	23-23-2
49	Jan. 30	NY Islanders	2-1 OT W	24-23-2
50	Feb. 1	@ Calgary	0-3 L	24-24-2
51	Feb. 3	@ Ottawa	4-6 L	24-25-2
52	Feb. 4	@ Pittsburgh	4-6 L	24-26-2
53	Feb. 6	@ Detroit	7-4 W	25-26-2
54	Feb. 8	@ Toronto	2-3 L	25-27-2
55	Feb. 11	Washington	2-5 L	25-28-2
56	Feb. 15	Anaheim	4-2 W	26-28-2
57	Feb. 18	Toronto	5-6 L	26-29-2
58	Feb. 20	@ San Jose	6-1 W	27-29-2
59	Feb. 22	@ Los Angeles	0-4 L	27-30-2
60	Feb. 23	@ Anaheim	2-5 L	27-31-2
61	Feb. 25	Montreal	2-4 L	27-32-2
62	Feb. 27	Phoenix	6-2 W	28-32-2
63	Mar. 1	Los Angeles	0-3 L	28-33-2
64	Mar. 3	@ Colorado	1-5 L	28-34-2
65	Mar. 5	Chicago	1-1 T	28-34-3
66	Mar. 8	Detroit	3-5 L	28-35-3
67	Mar. 10	@ Chicago	2-2 T	28-35-4
68	Mar. 11	@ Washington	1-4 L	28-36-4
69	Mar. 13	@ Florida	4-5 L	28-37-4
70	Mar. 15	@ Tampa Bay	5-2 W	29-37-4
71	Mar. 18	@ Colorado	2-4 L	29-38-4
72	Mar. 20	San Jose	1-2 L	29-39-4
73	Mar. 22	Tampa Bay	3-2 W	30-39-4
74	Mar. 24	Los Angeles	2-2 T	30-39-5
75	Mar. 26	Anaheim	5-3 W	31-39-5
76	Mar. 29	@ Calgary	5-2 W	32-39-5
77	Mar. 30	Dallas	2-3 L	32-40-5
78	Apr. 4	Calgary	3-3 T	32-40-6
79	Apr. 5	@ Edmonton	2-2 T	32-40-7
80	Apr. 7	@ San Jose	3-2 W	33-40-7
81	Apr. 9	Phoenix	6-4 W	34-40-7
82	Apr. 12	Edmonton	5-4 W	35-40-7

\* Rescheduled game (Dec.29) due to weather

## PACIFIC DIVISION FINISH

7th (64 Points)

## COACH

Mike Keenan

## GM

Pat Quinn

## CAPTAIN

Mark Messier

## SCORING

Player	GP	G	A	PTS	PIM
Bure	82	51	39	90	48
Messier	82	22	38	60	58
Mogilny	51	18	27	45	36
Naslund	76	14	20	34	56
Bertuzzi	NYI	52	7	11	18
	VAN	22	6	9	15
Lumme	74	9	21	30	34
Lumme	74	9	21	30	34
Ohlund	77	7	23	30	76
Hedican	71	3	24	27	79
Noonan	82	10	15	25	62
Scatchard	76	13	11	24	165
McCabe	82	4	20	24	209
May	BUF	36	4	7	11
	VAN	27	9	3	12
Linden	42	7	14	21	49
Zezel	NJ	5	0	3	3
	VAN	25	5	12	17
Brashear	77	9	9	18	372
Ledyard	49	2	13	15	14
Walker	59	3	10	13	164
Babych	47	0	9	9	37
Gelinas	24	4	4	8	10
Murzyn	31	5	2	7	42
Staios	77	3	4	7	134

Player	GP	G	A	PTS	PIM
Aucion	35	3	3	6	21
Robertsson	30	2	4	6	24
Huscroft	TB 44	0	3	3	122
	VAN 7	0	1	1	55
McAllister	36	1	2	3	106
Bohonos	31	2	1	3	4
Vaic	5	1	1	2	2
Roberts	13	1	1	2	4
Convery	7	0	2	2	0
Strudwick	NYI 17	0	1	1	36
	VAN 11	0	1	1	29
Ciccone	13	0	1	1	47
Hirsch	1	0	0	0	0
Wotton	5	0	0	0	6
Courville	11	0	0	0	5
Irbe	41	0	0	0	2
Snow	PHI 29	0	0	0	18
	VAN 12	0	0	0	4
McLean	29	0	0	0	0

Goaltender	GPI	MIN	GA	SO	AVG	W-L-T
Irbe	41	1999	91	2	2.73	14-11-6
Snow	PHI 29	1651	67	1	2.43	14-9-4
	VAN 12	504	26	0	3.10	3-6-0
Burke	16	838	49	0	3.51	2-9-4
McLean	29	1583	97	1	3.68	6-17-4
Hirsch	1	50	5	0	6.00	0-0-0

## RESULTS

No	Date	Opponent	Score	Record
1	Oct. 4	Anaheim	3-2 W	1-0-0
2	Oct. 5	@ Anaheim	2-3 L	1-1-0
3	Oct. 9	Toronto	2-2 T	1-1-1
4	Oct. 11	NY Rangers	3-6 L	1-2-1
5	Oct. 13	Edmonton	3-0 W	2-2-1
6	Oct. 17	Boston	0-2 L	2-3-1
7	Oct. 19	Colorado	4-4 T	2-3-2
8	Oct. 21	@ Dallas	5-1 W	3-3-2
9	Oct. 23	@ St. Louis	1-4 L	3-4-2
10	Oct. 25	Pittsburgh	2-3 OT L	3-5-2
11	Oct. 26	Detroit	1-5 L	3-6-2
12	Oct. 29	@ Chicago	0-3 L	3-7-2
13	Oct. 30	@ New Jersey	1-8 L	3-8-2
14	Nov. 1	@ Pittsburgh	6-7 OT L	3-9-2
15	Nov. 3	@ Carolina	3-5 L	3-10-2
16	Nov. 4	@ Washington	1-2 L	3-11-2
17	Nov. 8	Anaheim	2-3 L	3-12-2
18	Nov. 11	@ Los Angeles	2-8 L	3-13-2
19	Nov. 12	@ San Jose	5-2 W	4-13-2
20	Nov. 14	@ Anaheim	3-3 T	4-13-3
21	Nov. 16	Carolina	4-1 W	5-13-3
22	Nov. 20	Phoenix	4-2 W	6-13-3
23	Nov. 22	Chicago	4-5 OT L	6-14-3
24	Nov. 25	@ NY Rangers	4-2 W	7-14-3
25	Nov. 28	@ Boston	5-2 W	8-14-3
26	Nov. 29	@ Toronto	4-2 W	9-14-3
27	Dec. 1	Detroit	3-3 T	9-14-4
28	Dec. 4	San Jose	2-3 L	9-15-4
29	Dec. 6	@ Colorado	4-6 L	9-16-4
30	Dec. 8	@ St. Louis	1-5 L	9-17-4
31	Dec. 9	@ Detroit	5-7 L	9-18-4
32	Dec. 13	Colorado	2-5 L	9-19-4
33	Dec. 15	Los Angeles	7-0 W	10-19-4
34	Dec. 17	@ Phoenix	5-1 W	11-19-4
35	Dec. 18	@ San Jose	0-0 T	11-19-5
36	Dec. 21	Chicago	0-5 L	11-20-5
37	Dec. 23	Dallas	1-3 L	11-21-5
38	Dec. 27	@ Dallas	3-3 T	11-21-6
39	Dec. 29	@ Los Angeles	2-5 L	11-22-6
40	Dec. 31	Philadelphia	0-8 L	11-23-6
41	Jan. 3	Montreal	2-4 L	11-24-6

No	Date	Opponent	Score	Record
42	Jan. 5	Los Angeles	3-2 W	12-24-6
43	Jan. 7	St. Louis	2-3 L	12-25-6
44	Jan. 8	@ Colorado	4-4 T	12-25-7
45	Jan. 10	Florida	2-2 T	12-25-8
46	Jan. 12	@ Chicago	2-3 L	12-26-8
47	Jan. 14	@ Detroit	0-4 L	12-27-8
48	Jan. 15	@ Buffalo	2-6 L	12-28-8
49	Jan. 21	Phoenix	1-6 L	12-29-8
50	Jan. 24	@ Calgary	2-5 L	12-30-8
51	Jan. 26	@ Phoenix	2-4 L	12-31-8
52	Jan. 28	@ Colorado	1-6 L	12-32-8
53	Jan. 30	New Jersey	3-1 W	12-32-8
54	Jan. 31	@ Edmonton	6-3 W	14-32-8
55	Feb. 2	Colorado	1-2 L	14-33-8
56	Feb. 6	Edmonton	5-4 W	15-33-8
57	Feb. 7	San Jose	6-3 W	16-33-8
58	Feb. 25	Anaheim	5-2 W	17-33-8
59	Feb. 27	@ Calgary	4-4 T	17-33-9
60	Feb. 28	Ottawa	6-4 W	18-33-9
61	Mar. 2	@ Los Angeles	2-2 T	18-33-10
62	Mar. 5	Calgary	2-6 L	18-34-10
63	Mar. 7	Tampa Bay	5-2 W	19-34-10
64	Mar. 9	St. Louis	0-4 L	19-35-10
65	Mar. 11	@ Montreal	2-2 T	19-35-11
66	Mar. 12	@ Philadelphia	2-3 L	19-36-11
67	Mar. 14	@ NY Islanders	6-2 W	20-36-11
68	Mar. 17	@ Florida	4-2 W	21-36-11
69	Mar. 18	@ Tampa Bay	2-4 L	21-37-11
70	Mar. 20	@ Ottawa	1-1 T	21-37-12
71	Mar. 21	@ Toronto	1-1 T	21-37-13
72	Mar. 24	NY Islanders	4-3 W	22-37-13
73	Mar. 26	Buffalo	2-5 L	22-38-13
74	Mar. 28	Washington	2-3 L	22-39-13
75	Apr. 1	Edmonton	4-2 W	23-39-13
76	Apr. 4	Dallas	5-3 W	24-39-13
77	Apr. 6	@ Edmonton	2-3 L	24-40-13
78	Apr. 9	@ Calgary	6-3 W	25-40-13
79	Apr. 11	@ San Jose	1-1 T	25-40-14
80	Apr. 15	Los Angeles	0-2 L	25-41-14
81	Apr. 17	Calgary	2-4 L	25-42-14
82	Apr. 19	Toronto	1-2 L	25-43-14

# 1998.99 SEASON RECORD

## NORTHWEST DIVISION FINISH

4th (58 Points)

## COACH

Mike Keenan  
Marc Crawford

## GM

Brian Burke

## CAPTAIN

Mark Messier

## SCORING

Player	GP	G	A	PTS	PIM
Naslund	80	36	30	66	74
Messier	59	13	35	48	33
Mogilny	59	14	31	45	58
Muckalt	73	16	20	36	98
Ohlund	74	9	26	35	83
Aucoin	82	23	11	34	77
Gagner	FLA 36	4	10	14	39
	VAN 33	2	12	14	24
Jovanovski	FLA 41	3	13	16	82
	VAN 31	2	9	11	44
Scatchard	82	13	13	26	140
McCabe	69	7	14	21	120
Brashear	82	8	10	18	209
May	66	6	11	17	102
Bertuzzi	32	8	8	16	44
York	NYR 5	0	0	0	4
	PIT 2	0	0	0	0
	VAN 49	7	9	16	20
Zeisel	41	6	8	14	16
Klatt	PHI 2	0	0	0	0
	VAN 73	4	10	14	12
Hedican	42	2	11	13	34

Player		GP	G	A	PTS	PIM	
Hendrickson	TOR	35	2	3	5	30	
	VAN	27	2	2	4	22	
Convery		12	2	7	9	8	
Schaefer		25	4	4	8	8	
Baron		81	2	6	8	115	
Holden		30	2	4	6	10	
Robertsson		39	2	2	4	13	
Strudwick		65	0	3	3	114	
McAllister		28	1	1	2	63	
Murzyn		12	0	2	2	21	
Cooke		30	0	2	2	27	
Staios		57	0	2	2	54	
Sopel		5	1	0	1	4	
Huscroft		26	0	1	1	63	
Snow		65	0	1	1	34	
Gordon		4	0	0	0	2	
Weekes		11	0	0	0	0	
Washburn	FLA	4	0	0	0	4	
	VAN	8	0	0	0	2	
Hirsch		20	0	0	0	0	
Goaltender		GPI	MIN	GA	SO	AVG	W-L-T
Snow		65	3501	171	6	2.93	20-31-8
Hirsch		20	919	48	1	3.13	3-8-3
Weekes		11	532	34	0	3.83	0-8-1

## RESULTS

No	Date	Opponent	Score	Record
1	Oct. 12	Los Angeles	4-2 W	1-0-0
2	Oct. 14	Edmonton	1-4 L	1-1-0
3	Oct. 17	Toronto	4-1 W	2-1-0
4	Oct. 20	@ Carolina	1-3 L	2-2-0
5	Oct. 21	@ Washington	2-1 W	3-2-0
6	Oct. 23	@ Florida	5-0 W	4-2-0
7	Oct. 25	@ Tampa Bay	2-3 L	4-3-0
8	Oct. 27	@ Nashville	4-5 L	4-4-0
9	Oct. 30	Pittsburgh	2-2 T	4-4-1
10	Nov. 1	Washington	4-1 W	5-4-1
11	Nov. 2	@ Edmonton	3-5 L	5-5-1
12	Nov. 7	Nashville	5-3 W	6-5-1
13	Nov. 9	Los Angeles	3-4 L	6-6-1
14	Nov. 12	@ Calgary	4-3 W	7-6-1
15	Nov. 13	Anaheim	5-2 W	8-6-1
16	Nov. 15	Colorado	1-2 L	8-7-1
17	Nov. 18	@ Phoenix	2-4 L	8-8-1
18	Nov. 19	@ Colorado	5-0 W	9-8-1
19	Nov. 21	Detroit	2-4 L	9-9-1
20	Nov. 23	@ Ottawa	3-4 L	9-10-1
21	Nov. 25	@ Toronto	1-5 L	9-11-1
22	Nov. 27	@ Detroit	1-7 L	9-12-1
23	Nov. 29	@ Philadelphia	2-6 L	9-13-1
24	Dec. 1	@ Boston	1-1 T	9-13-2
25	Dec. 4	Dallas	4-1 W	10-13-2
26	Dec. 6	Phoenix	3-3 T	10-13-3
27	Dec. 9	@ Anaheim	4-4 T	10-13-4
28	Dec. 12	@ Los Angeles	0-3 L	10-14-4
29	Dec. 17	Colorado	2-1 W	11-14-4
30	Dec. 19	Nashville	4-6 L	11-15-4
31	Dec. 22	@ Calgary	5-3 W	12-15-4
32	Dec. 23	Calgary	5-2 W	13-15-4
33	Dec. 26	@ San Jose	0-2 L	13-16-4
34	Dec. 27	@ Edmonton	0-3 L	13-17-4
35	Dec. 29	Colorado	2-4 L	13-18-4
36	Dec. 31	Philadelphia	2-6 L	13-19-4
37	Jan. 02	Montreal	1-2 L	13-20-4
38	Jan. 04	@ St. Louis	0-4 L	13-21-4
39	Jan. 06	@ Dallas	4-6 L	13-22-4
40	Jan. 08	Florida	1-1 T	13-22-5
41	Jan. 10	Dallas	2-0 W	14-22-5

No	Date	Opponent	Score	Record
42	Jan. 14	Edmonton	1-3 L	14-23-5
43	Jan. 16	Detroit	2-2 T	14-23-6
44	Jan. 18	@ Dallas	5-3 W	15-23-6
45	Jan. 19	@ Nashville	1-4 L	15-24-6
46	Jan. 28	St. Louis	2-4 L	15-25-6
47	Jan. 30	Chicago	3-2 W	16-25-6
48	Feb. 1	Ottawa	0-1 L	16-26-6
49	Feb. 3	@ Montreal	1-2 L	16-27-6
50	Feb. 4	@ NY Rangers	4-8 L	16-28-6
51	Feb. 7	@ NY Islanders	3-3 T	16-28-7
52	Feb. 9	@ New Jersey	4-3 W	17-28-7
53	Feb. 11	@ Pittsburgh	5-6 L	17-29-7
54	Feb. 13	Boston	3-1 W	18-29-7
55	Feb. 15	@ St. Louis	1-8 L	18-30-7
56	Feb. 17	@ Chicago	0-4 L	18-31-7
57	Feb. 20	Anaheim	1-5 L	18-32-7
58	Feb. 23	@ Colorado	4-4 T	18-32-8
59	Feb. 24	@ San Jose	1-1 T	18-32-9
60	Feb. 26	Carolina	1-0 W	19-32-9
61	Feb. 28	Buffalo	0-2 L	19-33-9
62	Mar. 3	San Jose	3-4 L	19-34-9
63	Mar. 5	Calgary	1-5 L	19-35-9
64	Mar. 7	Chicago	2-2 T	19-35-10
65	Mar. 10	@ Anaheim	4-4 T	19-35-11
66	Mar. 11	@ Phoenix	3-0 W	20-35-11
67	Mar. 13	@ Los Angeles	1-3 L	20-36-11
68	Mar. 15	New Jersey	1-2 L	20-37-11
69	Mar. 19	NY Islanders	1-3 L	20-38-11
70	Mar. 20	@ Edmonton	3-4 L	20-39-11
71	Mar. 24	@ Colorado	2-5 L	20-40-11
72	Mar. 25	St. Louis	1-4 L	20-41-11
73	Mar. 27	Montreal	5-1 W	21-41-11
74	Mar. 29	Phoenix	1-0 W	22-41-11
75	Mar. 31	Toronto	5-6 L	22-42-11
76	Apr. 2	San Jose	0-7 L	22-43-11
77	Apr. 3	@ San Jose	2-5 L	22-44-11
78	Apr. 5	@ Chicago	1-2 L	22-45-11
79	Apr. 7	@ Detroit	1-6 L	22-46-11
80	Apr. 10	Edmonton	1-1 T	22-46-12
81	Apr. 12	@ Calgary	2-0 W	23-46-12
82	Apr. 14	Calgary	4-5 L	23-47-12



## NORTHWEST DIVISION FINISH

3rd (83 Points)

## COACH

Marc Crawford

## GM

Brian Burke

## CAPTAIN

Mark Messier

## SCORING

Player	GP	G	A	PTS	PIM
Naslund	82	27	38	65	64
Cassels	79	17	45	62	16
Messier	66	17	37	54	30
Bertuzzi	80	25	25	50	126
Morrison	56	7	28	35	18
Schaefer	71	16	15	31	20
Jovanovski	75	5	21	26	54
Aucoin	57	10	14	24	30
Hawgood	79	5	17	22	26
Klutt	47	10	10	20	26
Ohlund	42	4	16	20	24
Kariya	45	8	11	19	22
York	54	4	13	17	20
May	59	9	7	16	90
Druken	33	7	9	16	10
Brashear	60	11	2	13	136
Cooke	51	5	7	12	39
Baron	81	2	10	12	67
Pederson	47	6	5	11	18
Sharifjanov	37	5	5	10	22
Hendrickson	40	5	4	9	14

Player	GP	G	A	PTS	PIM
Chubarov	49	1	8	9	10
Sopel	18	2	4	6	12
Holden	6	1	5	6	2
O'Sullivan	11	0	5	5	2
Strudwick	63	1	3	4	64
Komarniski	18	1	1	2	8
Snow	32	0	2	2	8
Potvin	56	0	2	2	4
Ruutu	8	0	1	1	6
Bodger	13	0	1	1	4
Leeb	2	0	0	0	2
Michaud	2	0	0	0	0
Bonni	3	0	0	0	0
Vaic	4	0	0	0	0
Schwab	6	0	0	0	2

Goaltender	GPI	MIN	GA	SO	AVG	W-L-T
Potvin	34	1966	85	0	2.59	12-13-7
Snow	32	1712	76	0	2.66	10-15-3
Weekes	20	987	47	1	2.86	6-7-4
Schwab	6	269	16	0	3.57	2-1-1
Michaud	2	69	5	0	4.35	0-1-0

## RESULTS

No	Date	Opponent	Score	Re cord
1	Oct. 2	NY Rangers	2-1 W	1-0-0-0
2	Oct. 6	Chicago	5-4 W	2-0-0-0
3	Oct. 9	Montreal	4-1 W	3-0-0-0
4	Oct. 13	Calgary	3-4 OT L	3-1-0-1
5	Oct. 15	Carolina	1-4 L	3-2-0-1
6	Oct. 16	@ Calgary	4-4 T	3-2-1-1
7	Oct. 19	@ Tampa Bay	6-5 OT W	4-2-1-1
8	Oct. 20	@ Florida	2-5 L	4-3-1-1
9	Oct. 23	@ NY Islanders	2-2 T	4-3-2-1
10	Oct. 24	@ NY Rangers	3-0 W	5-3-2-1
11	Oct. 26	@ Philadelphia	5-2 W	6-3-2-1
12	Oct. 28	Phoenix	1-4 L	6-4-2-1
13	Oct. 30	Nashville	4-1 W	7-4-2-1
14	Nov. 5	Florida	3-2 W	8-4-2-1
15	Nov. 7	St. Louis	1-6 L	8-5-2-1
16	Nov. 9	San Jose	4-4 T	8-5-3-1
17	Nov. 12	@ Phoenix	3-2 W	9-5-3-1
18	Nov. 15	Colorado	2-2 T	9-5-4-1
19	Nov. 17	Detroit	2-7 L	9-6-4-1
20	Nov. 20	@ Nashville	3-1 W	10-6-4-1
21	Nov. 22	@ Atlanta	3-6 L	10-7-4-1
22	Nov. 24	@ Carolina	1-1 T	10-7-5-1
23	Nov. 26	@ Boston	2-2 T	10-7-6-1
24	Nov. 27	@ Montreal	1-2 L	10-8-6-1
25	Nov. 30	Colorado	2-4 L	10-9-6-1
26	Dec. 2	Edmonton	3-2 OT W	11-9-6-1
27	Dec. 4	@ Edmonton	2-3 L	11-10-6-1
28	Dec. 6	@ Colorado	2-5 L	11-11-6-1
29	Dec. 8	@ Anaheim	2-2 T	11-11-7-1
30	Dec. 10	@ Calgary	2-3 L	11-12-7-1
31	Dec. 12	Colorado	2-3 OT L	11-13-7-2
32	Dec. 16	Ottawa	1-2 L	11-14-7-2
33	Dec. 18	Dallas	2-4 L	11-15-7-2
34	Dec. 22	Washington	6-3 W	12-15-7-2
35	Dec. 26	Calgary	0-2 L	12-16-7-2
36	Dec. 29	Philadelphia	2-3 OT L	12-17-7-3
37	Jan. 2	@ Calgary	2-4 L	12-18-7-3
38	Jan. 5	Tampa Bay	3-3 T	12-18-8-3
39	Jan. 7	@ Dallas	3-1 W	13-18-8-3
40	Jan. 8	@ St. Louis	2-4 L	13-19-8-3
41	Jan. 12	@ Chicago	2-3 OT L	13-20-8-4

No	Date	Opponent	Score	Record
42	Jan. 13	@ Nashville	4-3 OT W	14-20-8-4
43	Jan. 15	Dallas	1-2 L	14-21-8-4
44	Jan. 17	Toronto	4-5 OT L	14-22-8-5
45	Jan. 19	Detroit	3-3 T	14-22-9-5
46	Jan. 22	@ Edmonton	3-3 T	14-22-10-5
47	Jan. 23	Nashville	1-2 L	14-23-10-5
48	Jan. 25	Edmonton	4-5 OT L	14-24-10-6
49	Jan. 28	San Jose	4-1 W	15-24-10-6
50	Jan. 30	Chicago	1-3 L	15-25-10-6
51	Feb. 1	@ Colorado	1-2 L	15-26-10-6
52	Feb. 3	St. Louis	2-5 L	15-27-10-6
53	Feb. 9	Calgary	4-3 OT W	16-27-10-6
54	Feb. 12	@ Toronto	4-1 W	17-27-10-6
55	Feb. 14	@ Pittsburgh	0-3 L	17-28-10-6
56	Feb. 16	@ Detroit	2-5 L	17-29-10-6
57	Feb. 17	@ Buffalo	2-1 W	18-29-10-6
58	Feb. 19	@ Ottawa	3-1 W	19-29-10-6
59	Feb. 21	Boston	5-2 W	20-29-10-6
60	Feb. 23	@ Anaheim	4-4 T	20-29-11-6
61	Feb. 25	Los Angeles	2-5 L	20-30-11-6
62	Feb. 27	Phoenix	2-1 W	21-30-11-6
63	Feb. 29	@ Los Angeles	1-1 T	21-30-12-6
64	Mar. 2	Anaheim	3-1 W	22-30-12-6
65	Mar. 4	New Jersey	4-2 W	23-30-12-6
66	Mar. 6	Toronto	5-6 OT L	23-31-12-7
67	Mar. 8	@ Dallas	3-3 T	23-31-13-7
68	Mar. 9	@ St. Louis	2-2 T	23-31-14-7
69	Mar. 11	@ Phoenix	0-5 L	23-32-14-7
70	Mar. 13	@ Los Angeles	2-3 OT L	23-33-14-8
71	Mar. 16	Buffalo	6-3 W	24-33-14-8
72	Mar. 18	Ottawa	6-1 W	25-33-14-8
73	Mar. 20	@ Colorado	3-2 W	26-33-14-8
74	Mar. 22	@ San Jose	3-4 L	26-34-14-8
75	Mar. 24	Anaheim	8-1 W	27-34-14-8
76	Mar. 25	@ Edmonton	3-2 W	28-34-14-8
77	Mar. 29	@ Detroit	3-6 L	28-35-14-8
78	Mar. 31	@ Nashville	1-2 L	28-36-14-8
79	Apr. 2	@ Chicago	3-2 W	29-36-14-8
80	Apr. 5	Los Angeles	1-1 T	29-36-15-8
81	Apr. 7	Edmonton	4-5 L	29-37-15-8
82	Apr. 9	@ San Jose	5-2 W	30-37-15-8

# 2000.01 SEASON RECORD

## NORTHWEST DIVISION FINISH

3rd (90 Points)

## COACH

Marc Crawford

## GM

Brian Burke

## CAPTAIN

Markus Naslund

## SCORING

Player	GP	G	A	PTS	PIM
Naslund	72	41	34	75	58
Cassels	66	12	44	56	10
Bertuzzi	79	25	30	55	93
Morrison	82	16	38	54	42
Jovanovski	79	12	35	47	102
Schaefer	82	16	20	36	22
D. Sedin	75	20	14	34	24
Klatt	77	13	20	33	31
Druken	55	15	15	30	14
H. Sedin	82	9	20	29	38
Brashear	79	9	19	28	145
Ohlund	65	8	20	28	46
Cooke	81	14	13	27	94
Berehowsky	14	1	1	2	21
NSH	66	6	18	24	100
Sopel	52	4	10	14	10
Lachance	76	3	11	14	46
Pederson	61	4	8	12	65
Baron	82	3	8	11	63

Player	GP	G	A	PTS	PIM
Stapleton	VAN 18	1	2	3	8
	NYI 35	1	4	5	2
Hawgood	16	2	5	7	6
Kariya	17	1	6	7	8
Ruutu	21	3	3	6	32
Helmer	20	2	4	6	18
Strudwick	60	1	4	5	62
Holden	10	1	0	1	0
Allen	6	0	0	0	0
Chubarov	1	0	0	0	0
Cloutier	VAN 16	0	0	0	0
	TB 24	0	0	0	4
Essensa	39	0	0	0	4
Brown	1	0	0	0	5

Goaltender	GPI	MIN	GA	SO	AVG	W-L-T
Cloutier	16	914	37	0	2.43	4-6-5
Essensa	39	2059	92	1	2.68	18-12-3
Potvin	35	2006	103	1	3.08	14-17-3

## RESULTS

No	Date	Opponent	Score	Record
1	Oct. 5	@ Philadelphia	3-6 L	0-1-0-0
2	Oct. 6	@ Florida	4-3 W	1-1-0-0
3	Oct. 8	@ Tampa Bay	5-4 W	2-1-0-0
4	Oct. 12	Colorado	2-5 L	2-2-0-0
5	Oct. 14	Buffalo	4-0 W	3-2-0-0
6	Oct. 16	Toronto	5-2 W	4-2-0-0
7	Oct. 18	Calgary	4-1 W	5-2-0-0
8	Oct. 21	Phoenix	2-3 OT L	5-2-0-1
9	Oct. 24	@ Nashville	4-4 T	5-2-1-1
10	Oct. 25	@ Dallas	6-2 W	6-2-1-1
11	Oct. 27	Atlanta	1-1 T	6-2-2-1
12	Nov. 1	Colorado	4-3 W	7-2-2-1
13	Nov. 3	Pittsburgh	2-4 L	7-3-2-1
14	Nov. 5	San Jose	2-2 T	7-3-3-1
15	Nov. 8	@ Anaheim	7-2 W	8-3-3-1
16	Nov. 9	@ Los Angeles	0-2 L	8-4-3-1
17	Nov. 11	St. Louis	2-5 L	8-5-3-1
18	Nov. 14	Chicago	4-2 W	9-5-3-1
19	Nov. 17	NY Rangers	4-3 W	10-5-3-1
20	Nov. 19	@ Columbus	6-1 W	11-5-3-1
21	Nov. 21	@ St. Louis	4-3 W	12-5-3-1
22	Nov. 22	@ Washington	2-3 OT L	12-5-3-2
23	Nov. 24	@ Detroit	2-3 L	12-6-3-2
24	Nov. 26	@ Minnesota	2-4 L	12-7-3-2
25	Nov. 28	Anaheim	4-1 W	13-7-3-2
26	Nov. 30	Montreal	3-4 L	13-8-3-2
27	Dec. 2	Edmonton	5-2 W	14-8-3-2
28	Dec. 4	Nashville	6-3 W	15-8-3-2
29	Dec. 6	@ Phoenix	1-1 T	15-8-4-2
30	Dec. 8	@ San Jose	6-1 W	16-8-4-2
31	Dec. 10	Los Angeles	1-2 L	16-9-4-2
32	Dec. 16	Columbus	4-3 W	17-9-4-2
33	Dec. 20	@ Edmonton	2-3 OT L	17-9-4-3
34	Dec. 21	@ Chicago	4-6 L	17-10-4-3
35	Dec. 23	@ Colorado	2-3 OT L	17-10-4-4
36	Dec. 27	Montreal	3-2 W	18-10-4-4
37	Dec. 29	@ Calgary	0-5 L	18-11-4-4
38	Dec. 30	@ San Jose	6-3 W	19-11-4-4
39	Jan. 1	@ Nashville	5-2 W	20-11-4-4
40	Jan. 3	@ Chicago	0-6 L	20-12-4-4
41	Jan. 6	Columbus	4-3 W	21-12-4-4

No	Date	Opponent	Score	Record
42	Jan. 8	Nashville	2-1 W	22-12-4-4
43	Jan. 10	Ottawa	1-5 L	22-13-4-4
44	Jan. 12	@ Edmonton	3-2 W	23-13-4-4
45	Jan. 14	Calgary	5-1 W	24-13-4-4
46	Jan. 16	Detroit	2-4 L	24-14-4-4
47	Jan. 18	@ Colorado	3-7 L	24-15-4-4
48	Jan. 20	@ St. Louis	0-3 L	24-16-4-4
49	Jan. 22	@ Dallas	1-2 L	24-17-4-4
50	Jan. 24	Phoenix	6-2 W	25-17-4-4
51	Jan. 27	@ Calgary	5-3 W	26-17-4-4
52	Jan. 28	Chicago	2-6 L	26-18-4-4
53	Jan. 30	Minnesota	3-2 W	27-18-4-4
54	Feb. 1	Colorado	5-3 W	28-18-4-4
55	Feb. 8	San Jose	0-0 T	28-18-5-4
56	Feb. 10	Calgary	1-4 L	28-19-5-4
57	Feb. 14	Washington	3-4 OT L	28-19-5-5
58	Feb. 17	@ Edmonton	6-5 W	29-19-5-5
59	Feb. 18	NY Islanders	3-2 W	30-19-5-5
60	Feb. 21	@ Montreal	2-1 W	31-19-5-5
61	Feb. 22	@ Toronto	1-4 L	31-20-5-5
62	Feb. 24	@ Ottawa	0-3 L	31-21-5-5
63	Feb. 26	@ Minnesota	5-2 W	32-21-5-5
64	Feb. 28	Dallas	5-4 W	33-21-5-5
65	Mar. 2	St. Louis	3-2 W	34-21-5-5
66	Mar. 4	Minnesota	3-4 OT L	34-21-6-5
67	Mar. 6	@ Detroit	3-4 L	34-22-6-5
68	Mar. 8	Phoenix	2-3 OT L	34-22-7-5
69	Mar. 10	Toronto	3-3 T	34-22-8-5
70	Mar. 13	@ Detroit	2-2 T	34-22-9-5
71	Mar. 15	@ Boston	2-2 T	34-22-10-5
72	Mar. 16	@ Buffalo	4-2 L	34-23-10-5
73	Mar. 18	@ Atlanta	5-3 W	35-23-10-5
74	Mar. 21	@ Columbus	1-1 T	35-23-11-5
75	Mar. 23	@ New Jersey	0-4 L	35-24-11-5
76	Mar. 25	@ Minnesota	2-2 T	35-24-12-5
77	Mar. 28	Dallas	1-3 L	35-25-12-5
78	Mar. 30	Anaheim	2-2 T	35-25-13-5
79	Apr. 1	@ Anaheim	1-2 L	35-26-13-5
80	Apr. 2	@ Los Angeles	1-3 L	35-27-13-5
81	Apr. 5	Los Angeles	3-2 W	36-27-13-5
82	Apr. 7	Edmonton	2-4 L	36-28-13-5

## NORTHWEST DIVISION FINISH

2nd (94 Points)

## COACH

Marc Crawford

## GM

Brian Burke

## CAPTAIN

Markus Naslund

## SCORING

Player	GP	G	A	PTS	PIM
Naslund	81	40	50	90	50
Bertuzzi	72	36	49	85	110
Morrison	82	23	44	67	26
Cassels	53	11	39	50	22
Jovanovski	82	17	31	48	101
Linden	VAN 64	12	22	34	65
	WSH 16	1	2	3	6
Ohlund	81	10	26	36	56
H. Sedin	82	16	20	36	36
Cooke	82	13	20	33	111
D. Sedin	79	9	23	32	32
Hlavac	VAN 46	9	12	21	10
	PHI 31	7	3	10	8
Letowski	VAN 42	7	10	17	15
	PHX 33	2	6	8	4
Sopel	66	8	17	25	44
Klutt	34	8	7	15	10
Lachance	81	1	10	11	50
Helmer	40	5	5	10	53
Chubarov	51	5	5	10	10
Warriner	VAN 14	2	4	6	12
	PHX 18	0	3	3	8
Ruutu	49	2	7	9	74

Player	GP	G	A	PTS	PIM
Druken	27	4	4	8	6
Kurtz	27	3	5	8	14
Baron	61	1	6	7	68
Strudwick	44	2	4	6	96
Vasiljevs	18	3	2	5	2
Kariya	3	0	1	1	2
Auld	1	0	1	1	0
Holden	8	0	0	0	2
Allen	11	0	0	0	6
Tezikov	2	0	0	0	0
Leeb	2	0	0	0	0
Bouck	PHX 7	0	0	0	4
Brown	15	0	0	0	72
Cloutier	62	0	0	0	20
Skudra	23	0	0	0	2
Brochu	6	0	0	0	0

Goaltender	GPI	MIN	GA	SO	AVG	W-L-T
Auld	1	59	2	0	2.03	1-0-0
Skudra	23	1165	47	2	2.42	10-8-2
Cloutier	62	3501	142	7	2.43	31-22-5
Brochu	6	216	15	1	4.17	0-3-0

## RESULTS

No	Date	Opponent	Score	Record
1	Oct. 4	Chicago	4-5 L	0-1-0-0
2	Oct. 6	Detroit	1-4 L	0-2-0-0
3	Oct. 9	@ Colorado	4-5 L	0-3-0-0
4	Oct. 11	@ Dallas	4-1 W	1-3-0-0
5	Oct. 13	Colorado	4-0 W	2-3-0-0
6	Oct. 16	Florida	2-2 T	2-3-1-0
7	Oct. 18	Toronto	5-6 L	2-4-1-0
8	Oct. 20	@ Phoenix	2-5 L	2-5-1-0
9	Oct. 21	@ Anaheim	1-3 L	2-6-1-0
10	Oct. 23	Nashville	4-2 W	3-6-1-0
11	Oct. 25	@ Colorado	1-4 L	3-7-1-0
12	Oct. 27	@ Edmonton	2-3 L	3-8-1-0
13	Oct. 30	Columbus	3-1 W	4-8-1-0
14	Nov. 1	Montreal	4-0 W	5-8-1-0
15	Nov. 3	@ San Jose	1-5 L	5-9-1-0
16	Nov. 6	@ Columbus	3-2 W	6-9-1-0
17	Nov. 8	@ St. Louis	1-3 L	6-10-1-0
18	Nov. 9	@ Chicago	1-3 L	6-11-1-0
19	Nov. 11	@ Minnesota	5-0 W	7-11-1-0
20	Nov. 13	Chicago	3-2 W	8-11-1-0
21	Nov. 15	St. Louis	2-1 W	9-11-1-0
22	Nov. 17	Edmonton	2-2 T	9-11-2-0
23	Nov. 20	@ Ottawa	0-3 L	9-12-2-0
24	Nov. 21	@ Pittsburgh	4-1 W	10-12-2-0
25	Nov. 23	@ Boston	2-3 L	10-13-2-0
26	Nov. 25	@ Philadelphia	4-1 W	11-13-2-0
27	Nov. 27	@ Minnesota	1-2 L	11-14-2-0
28	Nov. 28	@ Chicago	3-3 T	11-14-3-0
29	Nov. 30	Colorado	2-5 L	11-15-3-0
30	Dec. 2	Dallas	2-4 L	11-16-3-0
31	Dec. 6	Anaheim	3-2 W	12-16-3-0
32	Dec. 8	San Jose	3-5 L	12-17-3-0
33	Dec. 10	Tampa Bay	1-1 T	12-17-4-0
34	Dec. 12	@ Anaheim	1-0 W	13-17-4-0
35	Dec. 13	@ Los Angeles	3-6 L	13-18-4-0
36	Dec. 15	Detroit	3-0 W	14-18-4-0
37	Dec. 19	@ Detroit	1-4 L	14-19-4-0
38	Dec. 20	@ Nashville	2-6 L	14-20-4-0
39	Dec. 22	Minnesota	1-2 L	14-21-4-0
40	Dec. 27	Calgary	4-2 W	15-21-4-0
41	Dec. 29	New Jersey	4-2 W	16-21-4-0

No	Date	Opponent	Score	Record
42	Dec. 31	Philadelphia	1-2 L	16-22-4-0
43	Jan. 3	Montreal	5-2 W	17-22-4-0
44	Jan. 5	@ Edmonton	4-3 W	18-22-4-0
45	Jan. 8	@ Buffalo	2-3 L	18-23-4-0
46	Jan. 9	@ Detroit	4-5 OT L	18-23-4-1
47	Jan. 12	Carolina	7-1 W	19-23-4-1
48	Jan. 15	Pittsburgh	5-2 W	20-23-4-1
49	Jan. 17	@ St. Louis	4-5 L	20-24-4-1
50	Jan. 19	@ Washington	5-1 W	21-24-4-1
51	Jan. 21	@ Carolina	7-5 W	22-24-4-1
52	Jan. 23	@ Dallas	7-2 W	23-24-4-1
53	Jan. 25	Toronto	6-1 W	24-24-4-1
54	Jan. 26	@ Calgary	2-0 W	25-24-4-1
55	Jan. 28	Nashville	5-1 W	26-24-4-1
56	Jan. 30	Edmonton	2-2 T	26-24-5-1
57	Feb. 4	Phoenix	4-2 W	27-24-5-1
58	Feb. 8	@ Calgary	4-1 W	28-24-5-1
59	Feb. 9	Calgary	3-4 L	28-25-5-1
60	Feb. 12	Boston	1-2 OT L	28-25-5-2
61	Feb. 26	St. Louis	4-4 T	28-25-6-2
62	Feb. 28	Dallas	3-4 OT L	28-25-6-3
63	Mar. 2	Minnesota	6-3 W	29-25-6-3
64	Mar. 7	@ Phoenix	1-6 L	29-26-6-3
65	Mar. 9	@ San Jose	0-2 L	29-27-6-3
66	Mar. 10	San Jose	4-7 L	29-28-6-3
67	Mar. 12	@ Nashville	5-0 W	30-28-6-3
68	Mar. 14	@ Columbus	5-1 W	31-28-6-3
69	Mar. 16	@ Atlanta	4-2 W	32-28-6-3
70	Mar. 17	@ New Jersey	3-2 W	33-28-6-3
71	Mar. 19	@ NY Rangers	3-1 W	34-28-6-3
72	Mar. 21	@ NY Islanders	2-3 L	34-29-6-3
73	Mar. 24	Edmonton	0-2 L	34-30-6-3
74	Mar. 26	Los Angeles	4-0 W	35-30-6-3
75	Mar. 28	Columbus	4-3 W	36-30-6-3
76	Mar. 30	Anaheim	4-1 W	37-30-6-3
77	April 2	@ Los Angeles	4-4 T	37-30-7-3
78	April 5	Minnesota	5-4 W	38-30-7-3
79	April 7	Phoenix	4-3 W	39-30-7-3
80	April 9	@ Colorado	2-1 W	40-30-7-3
81	April 11	Los Angeles	5-2 W	41-30-7-3
82	April 13	@ Calgary	4-1 W	42-30-7-3

# 2002.03 SEASON RECORD

## NORTHWEST DIVISION FINISH

2nd (104 Points)

## COACH

Marc Crawford

## GM

Brian Burke

## CAPTAIN

Markus Naslund

## SCORING

Player	GP	G	A	PTS	PIM
Naslund	82	48	56	104	52
Bertuzzi	82	46	51	97	144
Morrison	82	25	46	71	36
Jovanovski	67	6	40	46	113
Cooke	82	15	27	42	82
Linden	71	19	22	41	30
H. Sedin	78	8	31	39	38
Sopel	81	7	30	37	23
D. Sedin	79	14	17	31	34
Salo	79	9	21	30	10
Klatt	82	16	13	29	8
Ohlund	59	2	27	29	42
Letowski	78	11	14	25	36
Malik	VAN 69	7	11	18	52
	CAR 10	0	2	2	16
Chubarov	62	7	13	20	6
Lindgren	54	5	9	14	18
Allen	48	5	3	8	73
May	VAN 3	0	0	0	10
	PHX 20	3	4	7	32
Baron	78	2	4	6	62

Player	GP	G	A	PTS	PIM
Reid	7	2	3	5	0
Ruutu	36	2	2	4	66
Baumgartner	8	1	2	3	4
Cloutier	57	0	3	3	24
King	8	0	2	2	0
Langdon	VAN 45	0	1	1	143
	CAR 9	0	0	0	16
Fedorov	7	0	1	1	4
Skudra	23	0	1	1	0
Kavanagh	3	1	0	1	2
Auld	7	0	0	0	0
Helmer	2	0	0	0	0
Komarniski	1	0	0	0	2
Jokela	1	0	0	0	0
Moss	1	0	0	0	0

Goaltender	GPI	MIN	GA	SO	AVG	W-L-T
Auld	7	382	10	1	1.57	3-3-0
Cloutier	57	3376	136	2	2.42	33-16-7
Skudra	23	1192	54	1	2.72	9-5-6
Moss	1	22	1	0	2.73	0-0-0

## RESULTS

No	Date	Opponent	Score	Record
1	Oct. 10	@ Calgary	3-0 W	1-0-0-0
2	Oct. 12	San Jose	5-3 W	2-0-0-0
3	Oct. 14	Calgary	2-3 L	2-1-0-0
4	Oct. 16	Boston	3-6 L	2-2-0-0
5	Oct. 18	@ Anaheim	2-2 T	2-2-1-0
6	Oct. 19	@ Los Angeles	2-2 T	2-2-2-0
7	Oct. 21	@ San Jose	5-2 W	3-2-2-0
8	Oct. 24	Anaheim	2-2 T	3-2-3-0
9	Oct. 26	Dallas	1-4 L	3-3-3-0
10	Oct. 29	Buffalo	1-1 T	3-3-4-0
11	Oct. 31	Colorado	1-5 L	3-4-4-0
12	Nov. 2	@ Minnesota	4-2 W	4-4-4-0
13	Nov. 4	@ Colorado	4-2 W	5-4-4-0
14	Nov. 6	@ Dallas	0-4 L	5-5-4-0
15	Nov. 9	@ Phoenix	5-2 W	6-5-4-0
16	Nov. 12	St. Louis	6-3 W	7-5-4-0
17	Nov. 14	Los Angeles	3-2 W	8-5-4-0
18	Nov. 16	NY Rangers	3-1 W	9-5-4-0
19	Nov. 20	Chicago	5-3 W	10-5-4-0
20	Nov. 22	Detroit	4-1 W	11-5-4-0
21	Nov. 25	@ Minnesota	2-1 W	12-5-4-0
22	Nov. 27	@ Carolina	3-2 W	13-5-4-0
23	Nov. 29	@ Tampa Bay	5-3 W	14-5-4-0
24	Nov. 30	@ Florida	5-2 W	15-5-4-0
25	Dec. 3	@ NY Islanders	1-2 L	15-6-4-0
26	Dec. 4	@ New Jersey	3-2 W	16-6-4-0
27	Dec. 7	Minnesota	2-4 L	16-7-4-0
28	Dec. 9	Calgary	1-2 L	16-8-4-0
29	Dec. 11	Colorado	3-1 W	17-8-4-0
30	Dec. 14	@ Edmonton	6-3 W	18-8-4-0
31	Dec. 15	Calgary	3-3 T	18-8-5-0
32	Dec. 17	@ Chicago	2-3 L	18-9-5-0
33	Dec. 19	@ Nashville	3-1 W	19-9-5-0
34	Dec. 21	Edmonton	4-1 W	20-9-5-0
35	Dec. 23	@ Colorado	3-5 L	20-10-5-0
36	Dec. 26	@ Edmonton	4-2 W	21-10-5-0
37	Dec. 28	Anaheim	7-3 W	22-10-5-0
38	Dec. 31	Toronto	3-5 L	22-11-5-0
39	Jan. 2	Montreal	3-2 W	23-11-5-0
40	Jan. 4	Florida	3-2 W	24-11-5-0
41	Jan. 8	Ottawa	6-4 W	25-11-5-0

No	Date	Opponent	Score	Record
42	Jan. 10	Columbus	2-3 L	25-12-5-0
43	Jan. 11	@ San Jose	0-3 L	25-13-5-0
44	Jan. 14	Nashville	4-3 W	26-13-5-0
45	Jan. 16	@ Minnesota	2-5 L	26-14-5-0
46	Jan. 17	@ Chicago	4-2 W	27-14-5-0
47	Jan. 19	@ Detroit	4-1 W	28-14-5-0
48	Jan. 21	@ Nashville	2-3 L	28-15-5-0
49	Jan. 24	Detroit	2-5 L	28-16-5-0
50	Jan. 26	Phoenix	1-0 W	29-16-5-0
51	Jan. 28	Minnesota	2-2 T	29-16-6-0
52	Jan. 30	Edmonton	3-3 T	29-16-7-0
53	Feb. 4	@ Pittsburgh	3-2 W	30-16-7-0
54	Feb. 5	@ Columbus	4-4 T	30-16-8-0
55	Feb. 7	@ Buffalo	4-2 W	31-16-8-0
56	Feb. 10	Chicago	2-1 W	32-16-8-0
57	Feb. 13	Colorado	2-1 W	33-16-8-0
58	Feb. 15	@ Calgary	2-2 T	33-16-9-0
59	Feb. 18	@ Detroit	4-3 W	34-16-9-0
60	Feb. 20	@ St. Louis	4-2 W	35-16-9-0
61	Feb. 22	@ Edmonton	3-2 W	36-16-9-0
62	Feb. 23	Columbus	7-2 W	37-16-9-0
63	Feb. 25	Atlanta	8-0 W	38-16-9-0
64	Feb. 27	San Jose	2-3 L	38-17-9-0
65	Mar. 1	@ Montreal	1-1 T	38-17-10-0
66	Mar. 3	@ Boston	6-4 W	39-17-10-0
67	Mar. 4	@ Philadelphia	0-3 L	39-18-10-0
68	Mar. 6	@ Columbus	4-5 OT	39-18-10-1
69	Mar. 8	@ Toronto	3-3 T	39-18-11-1
70	Mar. 11	NY Islanders	4-3 W	40-18-11-1
71	Mar. 13	St. Louis	4-4 T	40-18-12-1
72	Mar. 15	Toronto	0-1 L	40-19-12-1
73	Mar. 17	@ Dallas	4-2 W	41-19-12-1
74	Mar. 18	@ St. Louis	4-6 L	41-20-12-1
75	Mar. 20	Nashville	7-3 W	42-20-12-1
76	Mar. 23	Washington	6-0 W	43-20-12-1
77	Mar. 25	Dallas	3-4 L	43-21-12-1
78	Mar. 27	Phoenix	5-1 W	44-21-12-1
79	Mar. 29	@ Los Angeles	5-1 W	45-21-12-1
80	Mar. 30	@ Anaheim	1-3 L	45-22-12-1
81	Apr. 2	@ Phoenix	3-3 T	45-22-13-1
82	Apr. 6	Los Angeles	0-2 L	45-23-13-1

## NORTHWEST DIVISION FINISH

1st (101 Points)

## COACH

Marc Crawford

## GM

Brian Burke

## CAPTAIN

Markus Naslund

## SCORING

Player	GP	G	A	PTS	PIM
Naslund	78	35	49	84	58
Morrison	82	22	38	60	50
Bertuzzi	69	17	43	60	122
D. Sedin	82	18	36	54	18
Rucinsky	Van 13	1	2	3	10
	Nyr 69	13	29	42	62
H. Sedin	76	11	31	42	32
Sopel	80	10	32	42	36
Sanderson	Van 13	3	4	7	4
	CBJ 67	13	16	29	34
Linden	82	14	22	36	26
Ohlund	82	14	20	34	73
Salo	74	7	19	26	22
Cooke	53	11	12	23	73
Jovanovski	56	7	16	23	64
King	47	12	9	21	8
Chubarov	65	12	7	19	14
Malik	78	3	16	19	45
Keane	64	8	9	17	20
Arvedson	41	8	7	15	12
Ruutu	71	6	8	14	133
May	70	5	6	11	137
Bergevin	VAN 9	0	2	2	2
	PIT 52	1	8	9	27

Player	GP	G	A	PTS	PIM
Player	GP	G	A	PTS	PIM
Allen	74	2	5	7	94
Kesler	28	2	3	5	16
Bouck	18	1	2	3	23
Baumgartner	VAN 9	0	3	3	2
	PIT 5	0	0	0	2
Brookbank	VAN 20	2	0	2	95
	NSH 9	0	0	0	38
Cloutier	60	0	1	1	22
Hedberg	21	0	0	0	10

Goaltender	GPI	MIN	GA	SO	AVG	W-L-T
Auld	6	349	12	0	2.06	2-2-2
Cloutier	60	3539	134	5	2.27	33-21-6
Hedberg	21	1098	46	3	2.51	8-6-2

## RESULTS

No	Date	Opponent	Score	Record
1	Oct. 9	Calgary	4-1 W	1-0-0-0
2	Oct. 11	Edmonton	3-0 W	2-0-0-0
3	Oct. 13	@ Columbus	2-3 L	2-1-0-0
4	Oct. 16	@ Detroit	2-3 L	2-2-0-0
5	Oct. 18	@ Minnesota	2-2 T	2-2-1-0
6	Oct. 20	Buffalo	6-1 W	3-2-1-0
7	Oct. 22	St. Louis	3-2 W	4-2-1-0
8	Oct. 26	Phoenix	3-3 T	4-2-2-0
9	Oct. 28	Columbus	6-3 W	5-2-2-0
10	Oct. 30	@ Los Angeles	3-1 W	6-2-2-0
11	Oct. 31	@ Phoenix	4-1 W	7-2-2-0
12	Nov. 3	Detroit	5-1 W	8-2-2-0
13	Nov. 5	@ Nashville	4-3 W	9-2-2-0
14	Nov. 6	@ St. Louis	2-3 L	9-3-2-0
15	Nov. 8	Minnesota	4-3 W	10-3-2-0
16	Nov. 11	@ Minnesota	0-1 L	10-4-2-0
17	Nov. 13	@ Philadelphia	1-2 OT L	10-4-2-1
18	Nov. 15	@ Boston	1-2 OT L	10-4-2-2
19	Nov. 18	Montreal	5-4 W	11-4-2-2
20	Nov. 20	Chicago	3-2 W	12-4-2-2
21	Nov. 22	Toronto	3-5 L	12-5-2-2
22	Nov. 24	@ Toronto	1-2 L	12-6-2-2
23	Nov. 25	@ Montreal	5-2 W	13-6-2-2
24	Nov. 27	@ Ottawa	3-2 W	14-6-2-2
25	Nov. 29	@ Calgary	4-4 T	14-6-3-2
26	Dec. 4	Calgary	1-4 L	14-7-3-2
27	Dec. 6	Minnesota	1-1 T	14-7-4-2
28	Dec. 9	Pittsburgh	4-3 W	15-7-4-2
29	Dec. 11	Colorado	1-1 T	15-7-5-2
30	Dec. 14	Carolina	2-1 W	16-7-5-2
31	Dec. 16	@ Nashville	2-1 W	17-7-5-2
32	Dec. 17	@ Dallas	1-3 L	17-8-5-2
33	Dec. 20	@ Edmonton	3-0 W	18-8-5-2
34	Dec. 22	Los Angeles	4-4 T	18-8-6-2
35	Dec. 26	@ Calgary	2-0 W	19-8-6-2
36	Dec. 27	Edmonton	2-6 L	19-9-6-2
37	Dec. 29	@ Colorado	3-2 W	20-9-6-2
38	Dec. 31	@ Chicago	4-3 W	21-9-6-2
39	Jan. 2	Colorado	2-4 L	21-10-6-2
40	Jan. 3	@ Calgary	3-1 W	22-10-6-2
41	Jan. 5	San Jose	1-2 L	22-11-6-2

No	Date	Opponent	Score	Record
42	Jan. 8	@ Los Angeles	3-1 W	23-11-6-2
43	Jan. 9	@ Anaheim	5-2 W	24-11-6-2
44	Jan. 11	Florida	2-2 T	24-11-7-2
45	Jan. 13	@ Phoenix	4-1 W	25-11-7-2
46	Jan. 15	@ San Jose	1-3 L	25-12-7-2
47	Jan. 17	Anaheim	1-2 L	25-13-7-2
48	Jan. 19	Dallas	2-3 L	25-14-7-2
49	Jan. 21	Tampa Bay	5-4 W	26-14-7-2
50	Jan. 25	Nashville	4-1 W	27-14-7-2
51	Jan. 27	Chicago	3-2 W	28-14-7-2
52	Jan. 29	@ St. Louis	4-2 W	29-14-7-2
53	Jan. 31	@ Washington	6-1 W	30-14-7-2
54	Feb. 2	@ NY Rangers	3-4 L	30-15-7-2
55	Feb. 3	@ NY Islanders	4-5 OT L	30-15-7-3
56	Feb. 5	@ New Jersey	4-0 W	31-15-7-3
57	Feb. 11	Calgary	2-3 L	31-16-7-3
58	Feb. 13	Atlanta	1-4 L	31-17-7-3
59	Feb. 14	Anaheim	1-2 L	31-18-7-3
60	Feb. 16	@ Colorado	1-0 W	32-18-7-3
61	Feb. 19	@ Minnesota	2-6 L	32-19-7-3
62	Feb. 21	@ Edmonton	3-4 OT L	32-19-7-4
63	Feb. 24	Detroit	4-2 W	33-19-7-4
64	Feb. 26	San Jose	3-2 W	34-19-7-4
65	Feb. 28	St. Louis	2-0 W	35-19-7-4
66	Mar. 3	@ Colorado	5-5 T	35-19-8-4
67	Mar. 5	@ Detroit	1-3 L	35-20-8-4
68	Mar. 6	@ Columbus	4-0 W	36-20-8-4
69	Mar. 8	Colorado	2-9 L	36-21-8-4
70	Mar. 10	Minnesota	1-1 T	36-21-9-4
71	Mar. 12	@ Edmonton	4-3 W	37-21-9-4
72	Mar. 13	Ottawa	1-2 L	37-22-9-4
73	Mar. 16	Nashville	2-2 T	37-22-10-4
74	Mar. 18	@ Dallas	0-3 L	37-23-10-4
75	Mar. 19	@ Chicago	3-4 OT L	37-23-10-5
76	Mar. 21	Columbus	4-5 L	37-24-10-5
77	Mar. 24	Los Angeles	1-0 W	38-24-10-5
78	Mar. 27	Dallas	3-2 W	39-24-10-5
79	Mar. 29	Phoenix	6-1 W	40-24-10-5
80	Mar. 31	@ Anaheim	2-1 W	41-24-10-5
81	Apr. 2	@ San Jose	4-1 W	42-24-10-5
82	Apr. 3	Edmonton	5-2 W	43-24-10-5

## NORTHWEST DIVISION FINISH

4th (92 Points)

## COACH

Marc Crawford

## GM

Dave Nonis

## CAPTAIN

Markus Naslund

## SCORING

Player	GP	G	A	PTS	PIM
Naslund	81	32	47	79	66
H. Sedin	82	18	57	75	56
Bertuzzi	82	25	46	71	120
D. Sedin	82	22	49	71	34
Morrison	82	19	37	56	84
Carter	81	33	22	55	41
Baumgartner	70	5	29	34	30
Ohlund	78	13	20	33	92
Salo	59	10	23	33	38
Jovanovski	44	8	25	33	58
Kesler	82	10	13	23	79
Carney	VAN 18	0	2	2	14
	ANA 61	2	16	18	48
Park	60	8	10	18	29
Cooke	45	8	10	18	71
Ruutu	82	10	7	17	142
Allen	77	7	10	17	115
Weinrich	VAN 16	0	0	0	8
	STL 59	1	16	17	44
Linden	82	7	9	16	15
McCarthy	VAN 51	2	4	6	43
	ATL 16	7	3	10	8

Player	GP	G	A	PTS	PIM	
Mojzis	7	0	1	1	12	
Burrows	43	7	5	12	61	
Brown	VAN 12	0	0	0	8	
	NJ 35	1	11	12	27	
Green	33	4	2	6	14	
Bieksa	39	0	6	6	77	
Brookbank	32	1	2	3	81	
Goren	28	1	2	3	30	
Boucek	12	1	1	2	21	
Rypien	5	1	0	1	4	
Auld	67	0	2	2	4	
Balej	1	0	1	1	0	
Cloutier	13	0	0	0	4	
Butenschon	8	0	0	0	10	
Ouellet	4	0	0	0	2	
Ryan	1	0	0	0	2	
Smith	1	0	0	0	0	
Goaltender	GPI	MIN	GA	SO	AVG	W-L-T
McVicar	1	3	0	0	0.00	0-0-0
Auld	67	3859	189	0	2.94	33-26-6
Cloutier	13	681	36	0	3.17	8-3-1
Ouellet	4	222	12	0	3.24	0-2-1
Noronen	VAN 4	170	10	0	3.53	1-1-0
	BUF 4	168	12	0	4.26	1-2-0

## RESULTS

No	Date	Opponent	Score	Record
1	Oct. 5	Phoenix	3-2 W	1-0-0
2	Oct. 8	@ Edmonton	3-4 O	1-0-1
3	Oct. 10	@ Detroit	4-2 W	2-0-1
4	Oct. 12	@ Minnesota	0-6 L	2-1-1
5	Oct. 14	@ Minnesota	5-3 W	3-1-1
6	Oct. 16	Dallas	5-2 W	4-1-1
7	Oct. 18	Chicago	6-2 W	5-1-1
8	Oct. 20	Phoenix	3-2 W	6-1-1
9	Oct. 22	Colorado	6-4 W	7-1-1
10	Oct. 25	@ Minnesota	3-1 W	8-1-1
11	Oct. 27	@ Colorado	2-6 L	8-2-1
12	Oct. 29	@ Colorado	3-4 O	8-2-2
13	Nov. 2	Minnesota	2-1 W	9-2-2
14	Nov. 4	Columbus	5-3 W	10-2-2
15	Nov. 5	@ Calgary	0-1 L	10-3-2
16	Nov. 7	@ Calgary	3-4 L	10-4-2
17	Nov. 10	Colorado	3-5 L	10-5-2
18	Nov. 13	Detroit	4-1 W	11-5-2
19	Nov. 16	@ San Jose	3-1 W	12-5-2
20	Nov. 17	@ Los Angeles	4-5 L	12-6-2
21	Nov. 20	@ Anaheim	3-2 W	13-6-2
22	Nov. 22	Chicago	3-1 W	14-6-2
23	Nov. 24	San Jose	3-2 W	15-6-2
24	Nov. 26	@ Phoenix	1-2 L	15-7-2
25	Nov. 27	@ Colorado	2-6 L	15-8-2
26	Nov. 30	Colorado	5-2 W	16-8-2
27	Dec. 1	@ Edmonton	3-5 L	16-9-2
28	Dec. 4	Boston	5-2 W	17-9-2
29	Dec. 9	Ottawa	3-2 W	18-9-2
30	Dec. 13	@ NY Rangers	3-2 W	19-9-2
31	Dec. 15	@ Philadelphia	5-4 W	20-9-2
32	Dec. 17	Edmonton	4-5 O	20-9-3
33	Dec. 19	Los Angeles	3-4 O	20-9-4
34	Dec. 21	Edmonton	6-7 L	20-10-4
35	Dec. 23	Calgary	5-6 O	20-10-5
36	Dec. 26	Calgary	1-2 L	20-11-5
37	Dec. 28	Nashville	4-3 W	21-11-5
38	Dec. 31	@ Minnesota	3-4 L	21-12-5
39	Jan. 2	@ St. Louis	1-4 L	21-13-5
40	Jan. 4	@ Dallas	1-3 L	21-14-5
41	Jan. 5	@ Chicago	3-2 W	22-14-5

No	Date	Opponent	Score	Record
42	Jan. 7	Calgary	4-3 W	23-14-5
43	Jan. 10	Toronto	4-3 W	24-14-5
44	Jan. 13	@ New Jersey	0-3 L	24-15-5
45	Jan. 14	@ NY Islanders	8-1 W	25-15-5
46	Jan. 16	@ Pittsburgh	4-2 W	26-15-5
47	Jan. 19	Buffalo	4-1 W	27-15-5
48	Jan. 21	Montreal	6-2 W	28-15-5
49	Jan. 23	@ St. Louis	0-4 L	28-16-5
50	Jan. 24	@ Columbus	5-6 L	28-17-5
51	Jan. 26	@ Detroit	1-2 L	28-18-5
52	Jan. 28	@ Colorado	4-3 W	29-18-5
53	Jan. 31	@ Phoenix	7-4 W	30-18-5
54	Feb. 3	@ Calgary	3-1 W	31-18-5
55	Feb. 4	@ Edmonton	1-3 L	31-19-5
56	Feb. 6	Columbus	7-4 W	32-19-5
57	Feb. 8	St. Louis	2-4 L	32-20-5
58	Feb. 10	Anaheim	1-3 L	32-21-5
59	Feb. 12	Minnesota	3-2 W	33-21-5
60	Feb. 28	@ Calgary	2-1 W	34-21-5
61	Mar. 2	@ Nashville	1-3 L	34-22-5
62	Mar. 3	@ Chicago	5-4 W	35-22-5
63	Mar. 5	St. Louis	1-4 L	35-23-5
64	Mar. 9	Nashville	2-3 O	35-23-6
65	Mar. 11	Dallas	1-2 L	35-24-6
66	Mar. 13	@ Dallas	2-4 L	35-25-6
67	Mar. 14	@ Nashville	0-5 L	35-26-6
68	Mar. 17	@ Columbus	3-2 W	36-26-6
69	Mar. 19	Detroit	3-7 L	36-27-6
70	Mar. 21	@ Edmonton	4-1 W	37-27-6
71	Mar. 23	Edmonton	4-3 W	38-27-6
72	Mar. 25	Edmonton	2-3 L	38-28-6
73	Mar. 27	Los Angeles	7-4 W	39-28-6
74	Mar. 29	Minnesota	2-1 W	40-28-6
75	Mar. 31	Minnesota	1-2 O	40-28-7
76	Apr. 2	@ Anaheim	2-6 L	40-29-7
77	Apr. 3	@ Los Angeles	0-1 L	40-30-7
78	Apr. 8	Calgary	3-2 W	41-30-7
79	Apr. 10	Anaheim	2-4 L	41-31-7
80	Apr. 12	San Jose	4-5 O	41-31-8
81	Apr. 13	@ San Jose	3-5 L	41-32-8
82	Apr. 15	Colorado	4-3 W	42-32-8

## NORTHWEST DIVISION FINISH

1st (105 Points)

## COACH

Alain Vigneault

## GM

Dave Nonis

## CAPTAIN

Markus Naslund

## SCORING

Player	GP	G	A	PTS	PIM
D. Sedin	81	36	48	84	36
H. Sedin	82	10	71	81	66
Naslund	82	24	36	60	54
Morrison	82	20	31	51	60
Smolinski	VAN 20	4	3	7	8
	CHI 62	14	23	37	29
Bieksa	81	12	30	42	134
Pyatt	76	23	14	37	42
Salo	67	14	23	37	26
Ohlund	77	11	20	31	80
Cooke	81	10	20	30	64
Sopel	VAN 20	1	4	5	10
	LA 44	4	19	23	14
Linden	80	12	13	25	34
Bulis	79	12	11	23	70
Kesler	48	6	10	16	40
Krajicek	78	3	13	16	64
Cowan	VAN 42	7	3	10	93
	LA 21	0	2	2	32
Mitchell	62	1	10	11	45

Player	GP	G	A	PTS	PIM
Burrows	81	3	6	9	93
Green	57	2	5	7	25
Fitzpatrick	58	1	6	7	46
Santala	30	1	5	6	24
Chouinard	42	2	2	4	10
Edler	22	1	2	3	6
Tremblay	12	1	2	3	12
Coulombe	7	0	1	1	4
Moran	3	0	1	1	2
Bourdon	9	0	0	0	4
Bouck	6	0	0	0	16
Reid	3	0	0	0	0
Schultz	2	0	0	0	0
Goren	2	0	0	0	0
Rypien	2	0	0	0	5
Smith	1	0	0	0	0
McIver	2	0	0	0	7

Goaltender	GPI	MIN	GA	SO	AVG	W-L-T
Luongo	76	4490	171	5	2.29	47-22-6
Sabourin	9	480	21	0	2.63	2-4-1

## RESULTS

No	Date	Opponent	Score	Record
1	Oct. 5	@ Detroit	3-1 W	1-0-0
2	Oct. 6	@ Columbus	3-2 W	2-0-0
3	Oct. 8	@ Colorado	2-3 L	2-1-0
4	Oct. 10	@ Minnesota	1-2 O	2-1-1
5	Oct. 13	San Jose	4-6 L	2-2-1
6	Oct. 16	Edmonton	2-1 W	3-2-1
7	Oct. 17	@ Edmonton	1-2 L	3-3-1
8	Oct. 20	@ St. Louis	3-2 W	4-3-1
9	Oct. 21	@ Nashville	4-3 W	5-3-1
10	Oct. 23	@ Dallas	1-2 L	5-4-1
11	Oct. 25	@ Chicago	5-0 W	6-4-1
12	Oct. 27	Washington	3-2 W	7-4-1
13	Oct. 31	Nashville	2-3 L	7-5-1
14	Nov. 2	@ Minnesota	2-5 L	7-6-1
15	Nov. 4	@ Colorado	2-3 L	7-7-1
16	Nov. 6	Dallas	2-1 W	8-7-1
17	Nov. 9	Anaheim	0-6 L	8-8-1
18	Nov. 11	Calgary	2-3 L	8-9-1
19	Nov. 14	Detroit	2-3 L	8-10-1
20	Nov. 17	St. Louis	4-2 W	9-10-1
21	Nov. 19	Chicago	2-1 W	10-10-1
22	Nov. 22	@ Detroit	4-3 W	11-10-1
23	Nov. 23	@ Nashville	0-6 L	11-11-1
24	Nov. 25	@ Colorado	1-4 L	11-12-1
25	Nov. 28	Columbus	1-0 W	12-12-1
26	Nov. 30	Anaheim	1-2 L	12-13-1
27	Dec. 2	Colorado	2-1 W	13-13-1
28	Dec. 4	Edmonton	0-4 L	13-14-1
29	Dec. 8	Carolina	4-3 W	14-14-1
30	Dec. 9	@ Calgary	3-5 L	14-15-1
31	Dec. 12	Phoenix	2-5 W	15-15-1
32	Dec. 14	Calgary	3-1 W	16-15-1
33	Dec. 16	Minnesota	2-1 W	17-15-1
34	Dec. 19	@ Minnesota	2-5 L	17-16-1
35	Dec. 21	@ Boston	0-2 L	17-17-1
36	Dec. 22	@ Columbus	2-3 L	17-18-1
37	Dec. 26	@ Calgary	3-1 W	18-18-1
38	Dec. 27	Calgary	6-5 W	19-18-1
39	Dec. 30	Edmonton	6-2 W	20-18-1
40	Jan. 2	@ Calgary	3-2 W	21-18-1
41	Jan. 3	Dallas	2-1 W	22-18-1

No	Date	Opponent	Score	Record
42	Jan. 5	Edmonton	3-2 W	23-18-1
43	Jan. 7	Florida	4-3 W	24-18-1
44	Jan. 11	Minnesota	2-5 L	24-19-1
45	Jan. 13	@ Toronto	6-1 W	25-19-1
46	Jan. 16	@ Montreal	4-0 W	26-19-1
47	Jan. 18	@ Ottawa	2-1 W	27-19-1
48	Jan. 19	@ Buffalo	3-4 O	27-19-2
49	Jan. 26	Los Angeles	2-3 O	27-19-3
50	Jan. 28	San Jose	3-1 W	28-19-3
51	Jan. 30	Columbus	2-3 O	28-19-4
52	Feb. 1	Edmonton	5-3 W	29-19-4
53	Feb. 3	@ Calgary	3-4 L	29-20-4
54	Feb. 6	@ Edmonton	5-2 W	30-20-4
55	Feb. 7	Chicago	0-3 L	30-21-4
56	Feb. 10	Atlanta	3-2 W	31-21-4
57	Feb. 14	@ Minnesota	3-2 W	32-21-4
58	Feb. 16	@ Chicago	2-1 W	33-21-4
59	Feb. 18	Colorado	5-4 W	34-21-4
60	Feb. 20	@ Anaheim	3-2 W	35-21-4
61	Feb. 22	@ Los Angeles	3-2 W	36-21-4
62	Feb. 25	@ Dallas	1-2 O	36-21-5
63	Feb. 27	@ St. Louis	1-3 L	36-22-5
64	Mar. 1	Phoenix	4-3 W	37-22-5
65	Mar. 4	Minnesota	4-3 W	38-22-5
66	Mar. 6	Tampa Bay	5-1 W	39-22-5
67	Mar. 8	@ Phoenix	4-2 W	40-22-5
68	Mar. 9	@ San Jose	2-1 W	41-22-5
69	Mar. 11	@ Anaheim	2-4 L	41-23-5
70	Mar. 13	Minnesota	2-3 O	41-23-6
71	Mar. 15	St. Louis	3-2 W	42-23-6
72	Mar. 17	Detroit	4-1 W	43-23-6
73	Mar. 19	@ Edmonton	2-1 W	44-23-6
74	Mar. 21	Nashville	2-0 W	45-23-6
75	Mar. 25	Colorado	4-5 O	45-23-7
76	Mar. 27	@ Colorado	3-0 W	46-23-7
77	Mar. 29	@ Los Angeles	4-2 W	46-23-7
78	Mar. 31	Calgary	2-3 L	47-24-7
79	Apr. 3	Los Angeles	4-2 W	48-24-7
80	Apr. 5	Colorado	1-3 L	48-25-7
81	Apr. 7	@ San Jose	4-3 W	49-25-7
82	Apr. 8	@ Phoenix	1-3 L	49-26-7



# 2007.08 SEASON RECORD

## NORTHWEST DIVISION FINISH

5th (88 Points)

## COACH

Alain Vigneault

## GM

Dave Nonis

## CAPTAIN

Markus Naslund

## SCORING

Player	GP	G	A	PTS	PIM
H. Sedin	82	15	61	76	56
D. Sedin	82	29	45	74	50
Naslund	82	25	30	55	46
Pyatt	79	16	21	37	60
Kesler	80	21	16	37	79
Burrows	82	12	19	31	179
Morrison	39	9	16	25	18
Salo	63	8	17	25	38
Ohlund	53	9	15	24	79
Raymond	49	9	12	21	2
Edler	75	8	12	20	42
Pettinger	VAN 20	4	2	6	11
	WSH 56	2	5	7	25
Shannon	27	5	8	13	24
Linden	59	7	5	12	15
Mitchell	72	2	10	12	81
Bieksa	34	2	10	12	90

Player	GP	G	A	PTS	PIM
Krajcek	39	2	9	11	36
Isbister	55	6	5	11	38
Ritchie	71	3	8	11	80
Miller	57	1	8	9	32
Jaffray	19	2	4	6	19
Rypien	22	1	2	3	41
Bourdon	27	2	0	2	20
Brown	19	1	0	1	55
Cowan	46	0	1	1	110
Weaver	55	0	1	1	33
Fitzgerald	1	0	0	0	0
McIver	17	0	0	0	52
Hansen	5	0	0	0	2
Goaltender	GPI	GA	SO	AVG	W-L-T
Luongo	73	4233	168	6	2.38 35-29-9
Sanford	16	679	32	0	2.83 4-3-1
MacIntyre	2	61	3	0	2.95 0-1-0

## RESULTS

No	Date	Opponent	Score	Record
1	Oct. 5	San Jose	1-3 L	0-1-0
2	Oct. 6	@ Calgary	4-3 W	1-1-0
3	Oct. 10	Philadelphia	2-8 L	1-2-0
4	Oct. 12	@ Edmonton	5-2 W	2-2-0
5	Oct. 13	Edmonton	4-1 W	3-2-0
6	Oct. 15	San Jose	2-4 L	3-3-0
7	Oct. 19	Los Angeles	2-4 L	3-4-0
8	Oct. 21	@ Columbus	4-1 W	4-4-0
9	Oct. 22	@ Carolina	1-3 L	4-5-0
10	Oct. 24	@ Detroit	2-3 L	4-6-0
11	Oct. 26	@ Washington	3-2 W	5-6-0
12	Oct. 28	Detroit	2-3 L	5-7-0
13	Nov. 1	Nashville	0-3 L	5-8-0
14	Nov. 3	@ Colorado	4-3 W	6-8-0
15	Nov. 8	@ Calgary	3-2 W	7-8-0
16	Nov. 9	Colorado	2-1 W	8-8-0
17	Nov. 14	Edmonton	0-1 SO	8-8-1
18	Nov. 16	Minnesota	6-2 W	9-8-1
19	Nov. 18	Calgary	4-1 W	10-8-1
20	Nov. 20	@ Edmonton	4-5 SO	10-8-2
21	Nov. 21	@ Minnesota	4-2 W	11-8-2
22	Nov. 23	@ St. Louis	1-3 L	11-9-2
23	Nov. 25	Chicago	2-0 W	12-9-2
24	Nov. 27	Anaheim	4-0 W	13-9-2
25	Nov. 29	Columbus	2-0 W	14-9-2
26	Dec. 2	@ Minnesota	1-2 L	14-10-2
27	Dec. 5	@ Chicago	3-2 W	15-10-2
28	Dec. 6	@ Nashville	5-2 W	16-10-2
29	Dec. 8	Pittsburgh	1-2 SO	16-10-3
30	Dec. 10	@ Los Angeles	2-4 L	16-11-3
31	Dec. 12	@ Anaheim	3-2 W	17-11-3
32	Dec. 13	@ San Jose	2-5 L	17-12-3
33	Dec. 15	@ Edmonton	1-2 SO	17-12-4
34	Dec. 18	New Jersey	5-0 W	18-12-4
35	Dec. 20	Dallas	3-2 W	19-12-4
36	Dec. 22	@ Phoenix	2-1 SO	20-12-4
37	Dec. 23	@ Colorado	1-3 L	20-13-4
38	Dec. 27	Calgary	5-3 W	21-13-4
39	Dec. 30	Anaheim	2-1 W	22-13-4
40	Dec. 31	@ Calgary	1-2 L	22-14-4
41	Jan. 3	NY Rangers	3-0 W	23-14-4

No	Date	Opponent	Score	Record
42	Jan. 8	NY Islanders	3-2 SO	24-14-4
43	Jan. 10	@ San Jose	1-3 L	24-15-4
44	Jan. 11	Phoenix	3-4 L	24-16-4
45	Jan. 13	@ St. Louis	4-3 SO	25-16-4
46	Jan. 15	@ Columbus	2-3 L	25-17-4
47	Jan. 17	@ Detroit	2-3 SO	25-17-5
48	Jan. 19	Los Angeles	3-4 L	25-18-5
49	Jan. 21	Minnesota	2-4 L	25-19-5
50	Jan. 23	St. Louis	3-2 SO	26-19-5
51	Jan. 29	Dallas	3-4 L	26-20-5
52	Jan. 31	@ Tampa Bay	3-4 L	26-21-5
53	Feb. 1	@ Florida	3-4 SO	26-21-6
54	Feb. 5	@ Dallas	2-3 SO	26-21-7
55	Feb. 7	@ Atlanta	2-1 W	27-21-7
56	Feb. 9	Colorado	2-6 L	27-22-7
57	Feb. 10	Chicago	3-2 W	28-22-7
58	Feb. 14	Minnesota	4-5 SO	28-22-8
59	Feb. 16	Edmonton	4-2 W	29-22-8
60	Feb. 19	@ Minnesota	3-2 O	30-22-8
61	Feb. 21	@ Nashville	3-2 SO	31-22-8
62	Feb. 23	Detroit	4-1 W	32-22-8
63	Feb. 27	Colorado	2-3 SO	32-22-9
64	Feb. 29	Columbus	2-3 O	32-22-10
65	Mar. 2	@ Chicago	1-4 L	32-23-10
66	Mar. 4	@ Colorado	1-2 L	32-24-10
67	Mar. 6	Nashville	6-2 W	33-24-10
68	Mar. 8	St. Louis	4-2 W	34-24-10
69	Mar. 10	@ Los Angeles	2-1 W	35-24-10
70	Mar. 12	@ Anaheim	1-4 L	35-25-10
71	Mar. 13	@ Phoenix	0-2 L	35-26-10
72	Mar. 15	@ Dallas	4-3 W	36-26-10
73	Mar. 17	Phoenix	3-1 W	37-26-10
74	Mar. 20	@ Edmonton	4-1 W	38-26-10
75	Mar. 21	Minnesota	1-2 L	38-27-10
76	Mar. 25	@ Calgary	2-3 L	38-28-10
77	Mar. 26	@ Colorado	3-6 L	38-29-10
78	Mar. 28	@ Minnesota	0-4 L	38-30-10
79	Mar. 30	Calgary	6-2 W	39-30-10
80	Apr. 1	Colorado	2-4 L	39-31-10
81	Apr. 3	Edmonton	1-2 L	39-32-10
82	Apr. 5	Calgary	1-7 L	39-33-10

ALL-TIME RECORDS



WE ARE ALL CANUCKS

## A

Adams, Greg C.	1988-89
Adams, Greg G.	1987-88 to 1994-95
Affleck, Bruce	1979-80
Agnew, Jim	1986-87 to 1987-88
	1989-90 to 1991-92
Alexander, Claire	1977-78
Allen, Bryan	2000-01 to 2005-06
Antoski, Shawn	1990-91 to 1994-95
Arbour, John	1970-71
Arvedson, Magnus	2003-04
Ashton, Brent	1979-80 to 1980-81
Aucoin, Adrian	1994-95 to 2000-01
Auld, Alex	2001-02 to 2005-06

## B

Babych, Dave	1991-92 to 1997-98
Bakovic, Peter	1987-88
Balej, Jozef	2005-06
Balon, Dave	1971-72 to 1972-73
Bannerman, Murray	1977-78
Baron, Murray	1998-99 to 2002-03
Bartel, Robin	1986-87
<b>Baumgartner, Nolan</b>	<b>2002-03 to 2005-06</b>
Bawa, Robin	1991-92
Beech, Kris	2007-08
Belanger, Jesse	1995-96
Belland, Neil	1981-82 to 1985-86
Benning, Jim	1986-87 to 1989-90
Beranek, Josef	1994-95 to 1995-96
Berehowsky, Drake	2000-01 to 2001-02
Bergevin, Marc	2003-04
Berry, Ken	1987-88 to 1988-89
Bertuzzi, Todd	1997-98 to 2005-06
<b>Bieksa, Kevin</b>	<b>2005-06 to</b>
Blight, Rick	1975-76 to 1980-81
Block, Ken	1970-71
Boddy, Gregg	1971-72 to 1975-76
Bodger, Doug	1999-00
Bohonos, Lonny	1996-97 to 1997-98
Boldirev, Ivan	1979-80 to 1982-83
Bolonchuk, Larry	1972-73
Bonni, Ryan	1999-00 to 2001-02
Bordeleau, Paulin	1973-74 to 1975-76
Bouck, Tyler	2003-04 to 2006-07
Boudrias, Andre	1970-71 to 1975-76
Bourdon, Luc	2006-07 to 2007-08
Boyd, Randy	1987-88 to 1988-89
Bozek, Steve	1988-89 to 1990-91
Bradley, Brian	1987-88 to 1990-91
Brasar, Per-Olov	1979-80 to 1981-82
Brashear, Donald	1996-97 to 2001-02
Bridgman, Mel	1988-89
Brochu, Martin	2001-02
Brodeur, Richard	1980-81 to 1987-88
Bromley, Gary	1978-79 to 1980-81
Brookbank, Wade	2003-04 to 2005-06
Brown, Cam	1990-91
Brown, Jeff	1993-94 to 1995-96
Brown, Mike	2000-01 to 2001-02
<b>Brown, Mike</b>	<b>2007-08 to</b>
Brown, Sean	2005-06
Bruce, David	1985-86 to 1988-89
Bubla, Jiri	1981-82 to 1985-86
Bulis, Jan	2006-07
Bullock, Bruce	1972-73, 1974-75, 1976-77
Bure, Pavel	1991-92 to 1997-98

Burke, Sean

1997-98

**Burrows, Alex****2005-06 to**

Buskas, Rod	1989-90
Butcher, Garth	1981-82 to 1990-91
Butenschon, Sven	2005-06
Butler, Jerry	1979-80 to 1981-82

## C

Callander, Drew	1978-79 to 1979-80
Campbell, Colin	1980-81 to 1981-82
Caprice, Frank	1982-83 to 1987-88
Capuano, Dave	1989-90 to 1990-91
Capuano, Jack	1990-91
Carney, Keith	2005-06
Caron, Jacques	1973-74
Carriere, Larry	1976-77 to 1977-78
Carson, Jimmy	1993-94
Carter, Anson	2005-06
Cassels, Andrew	1999-00 to 2001-02
Charbonneau, Jose	1988-89,
	1993-94 to 1994-95
Chouinard, Marc	2006-07
Christie, Mike	1980-81
Chubarov, Artem	1999-00 to 2003-04
Cicccone, Enrico	1997-98
Cloutier, Dan	2000-01 to 2005-06
Cochrane, Glen	1985-86 to 1986-87
Connelly, Wayne	1971-72
Convery, Brandon	1997-98 to 1998-99
Cook, Bob	1970-71
Cooke, Matt	1998-99 to 2007-08
Corrigan, Mike	1970-71 to 1971-72
<b>Coulombe, Patrick</b>	<b>2006-07 to</b>
Courttnall, Geoff	1990-91 to 1994-95
Courttnall, Russ	1994-95 to 1996-97
Courville, Larry	1995-96 to 1997-98
<b>Cowan, Jeff</b>	<b>2006-07 to</b>
Coxe, Craig	1984-85 to 1987-88
	1989-90 to 1990-91
	1992-93 to 1993-94
Craven, Murray	1993-94
Crawford, Marc	1981-82 to 1986-87
Crowder, Troy	1996-97
Cullen, Ray	1970-71
Cullimore, Jassen	1994-95 to 1996-97
Currie, Tony	1981-82 to 1983-84

## D

Daigneault, J.J.	1984-85 to 1985-86
Dailey, Bob	1973-74 to 1976-77
Delorme, Ron	1981-82 to 1984-85
DeMarco, Ab	1974-75 to 1975-76
Derlago, Bill	1978-79 to 1979-80
Diduck, Gerald	1990-91 to 1994-95
Dirk, Robert	1990-91 to 1993-94
Doak, Gary	1970-71 to 1971-72
Dowd, Jim	1995-96
Druken, Harold	1999-00 to 2002-03
Dunbar, Dale	1985-86
Dunn, Dave	1973-74 to 1974-75
Dyck, Ed	1971-72 to 1973-74

## E

<b>Edler, Alexander</b>	<b>2006-07 to</b>
Eisenhut, Neil	1993-94
Eldebrink, Anders	1981-82 to 1982-83
Ellacott, Ken	1982-83
Eriksson, Roland	1978-79
Essensa, Bob	2000-01

## F

Fedorov, Fedor	2002-03 to 2004-05
Fergus, Tom	1991-92 to 1992-93
<b>FitzGerald, Zack</b>	<b>2007-08 to</b>
Fitzpatrick, Rory	2006-07
Flockhart, Rob	1976-77 to 1978-79
Folco, Peter	1973-74
Fortier, Dave	1976-77
Fountain, Mike	1996-97
Fraser, Curt	1978-79 to 1982-83

## G

Gagner, Dave	1998-99
Gamble, Troy	1986-87, 1988-89
	1990-91 to 1991-92
Gardner, George	1970-71 to 1971-72
Garrett, John	1982-83 to 1984-85
Gassoff, Brad	1975-76 to 1978-79
Gelinias, Martin	1993-94 to 1997-98
Gibson, Don	1990-91
Gillis, Jere	1977-78 to 1980-81
	1983-84 to 1984-85
Gloor, Dan	1973-74
Glynn, Brian	1993-94
Goodenough, Larry	1976-77 to 1979-80
Gordon, Robb	1998-99
Goren, Lee	2005-06 to 2006-07
Gould, John	1973-74 to 1976-77
Gould, Larry	1973-74
Gradin, Thomas	1978-79 to 1985-86
Graves, Hilliard	1976-77 to 1978-79
Green, Josh	2005-06 to 2006-07
Gregg, Randy	1991-92
Grenier, Martin	2003-04
Grisdale, John	1974-75 to 1978-79
Guevremont, Jocelyn	1971-72 to 1974-75
Guy, Kevan	1988-89 to 1990-91

## H

Hall, Murray	1970-71 to 1971-72
Hall, Taylor	1983-84 to 1986-87
Halward, Doug	1980-81 to 1986-87
Hammond, Ken	1991-92
Hanlon, Glen	1977-78 to 1981-82
<b>Hansen, Jannik</b>	<b>2006-07 to</b>
Hargreaves, Jim	1970-71, 1972-73
Hatoum, Ed	1970-71
Hawgood, Greg	1999-00 to 2000-01
Hawkins, Todd	1988-89 to 1989-90
Hazlett, Steve	1979-80
Hedberg, Johan	2003-04
Hedican, Bret	1993-94 to 1998-99
Heinz, Rick	1981-82
Helmer, Bryan	2000-01 to 2002-03
Hendrickson, Darby	1998-99 to 1999-00
Hirsch, Corey	1995-96 to 1998-99
Hlavac, Jan	2001-02 to 2002-03
Hlinka, Ivan	1981-82 to 1982-83
Hodge, Charlie	1970-71
Hodgson, Dan	1986-87 to 1988-89
Holden, Josh	1998-99 to 2001-02
Holloway, Bruce	1984-85
Holt, Randy	1978-79
Homenuke, Ron	1972-73
Huber, Willie	1987-88
Hubick, Greg	1979-80
Hughes, John	1979-80

Hunter, Tim 1992-93 to 1995-96  
Hurlburt, Bob 1974-75  
Huscroft, Jamie 1997-98 to 1998-99

## I

Irbe, Arturs 1997-98  
Isbister, Brad 2007-08

## J

Jackson, Dane 1993-94 to 1994-95  
**Jaffray, Jason** 2007-08 to  
Johnson, Danny 1970-71 to 1971-72  
Jokela, Mikko 2002-03  
Joseph, Chris 1996-97, 1999-00  
Jovanovski, Ed 1998-99 to 2005-06

## K

Kannegiesser, Sheldon 1977-78  
Kariya, Steve 1999-00 to 2002-03  
Kavanagh, Pat 2000-01 to 2003-04  
Keane, Mike 2003-04  
Kearns, Dennis 1971-72 to 1980-81  
Kesa, Dan 1993-94  
**Kesler, Ryan** 2003-04 to  
Kidd, Ian 1987-88 to 1988-89  
King, Jason 2002-03 to 2006-07  
Kiron, Mark 1982-83 to 1984-85  
Klatt, Trent 1998-99 to 2002-03  
Kocur, Joey 1995-96  
Komarniski, Zenith 1999-00 to 2003-04  
Korab, Jerry 1973-74  
Kozak, Don 1978-79  
**Krajcek, Lukas** 2006-07 to  
Kron, Robert 1990-91 to 1992-93  
Krutov, Vladimir 1989-90  
Kucera, Frantisek 1995-96 to 1996-97  
Kulak, Stu 1982-83, 1986-87  
Kurtenbach, Orland 1970-71 to 1973-74  
Kurtz, Justin 2001-02 to 2002-03  
Kurvers, Tom 1990-91

## L

Lachance, Scott 2000-01 to 2001-02  
LaFayette, Nathan 1993-94 to 1994-95  
Lalonde, Bobby 1971-72 to 1976-77  
Lampman, Mike 1973-74  
Langdon, Darren 2002-03  
Lanthier, Jean-Marc 1983-84 to 1985-86  
1987-88  
Lanz, Rick 1980-81 to 1986-87  
Larionov, Igor 1989-90 to 1991-92  
Lawless, Paul 1987-88  
LeBlanc, John 1986-87 to 1987-88  
Ledyard, Grant 1997-98  
Leeb, Brad 1999-00 to 2001-02  
Leeman, Gary 1994-95  
Legace, Manny 1999-00  
Lemay, Moe 1981-82 to 1986-87  
Lemieux, Richard 1971-72 to 1973-74  
Lenardon, Tim 1989-90  
Letowski, Trevor 2001-02 to 2002-03  
Lever, Don 1972-73 to 1979-80  
Levie, Craig 1986-87  
Lidster, Doug 1983-84 to 1992-93  
Linden, Trevor 1988-89 to 1997-98  
2001-02 to 2007-08

Lindgren, Mats 2002-03  
Lindgren, Lars 1978-79 to 1983-84  
Lockett, Ken 1974-75 to 1975-76  
Logan, Dave 1979-80 to 1980-81  
Loney, Brian 1995-96  
Lowry, Dave 1985-86 to 1987-88  
Lumme, Jyrki 1989-90 to 1997-98  
Lunde, Len 1970-71  
**Luongo, Roberto** 2006-07 to  
Lupul, Gary 1979-80 to 1985-86

## M

MacAdam, Al 1984-85  
MacDonald, Blair 1980-81 to 1982-83  
MacDonald, Brett 1987-88  
**MacIntyre, Drew** 2007-08 to  
Mair, Jim 1972-73 to 1974-75  
Maki, Wayne 1970-71 to 1972-73  
Malik, Marek 2002-03 to 2004-05  
Malkoc, Dean 1995-96  
Manery, Kris 1979-80  
Maniogo, Cesare 1976-77 to 1977-78  
Manno, Bob 1976-77 to 1980-81  
Marois, Mario 1980-81  
Martin, Grant 1983-84 to 1984-85  
Martin, Pit 1977-78 to 1978-79  
Mason, Bob 1990-91  
Maxwell, Brad 1986-87  
May, Brad 1997-98 to 1999-00

Mazur, Jay 2002-03 to 2004-05  
McAllister, Chris 1988-89 to 1991-92  
McBain, Andrew 1997-98 to 1998-99  
McCabe, Bryan 1989-90 to 1991-92  
McCarthy, Kevin 1997-98 to 1998-99  
McCarthy, Steve 1978-79 to 1983-84  
McCord, Dennis 2005-06  
McDonnell, Joe 1973-74  
McIlhargey, Jack 1981-82  
McIntyre, John 1976-77 to 1979-80  
1993-94 to 1994-95

**McIver, Nathan** 2006-07 to

McKichan, Steve 1990-91  
McLean, Kirk 1987-88 to 1997-98  
McLelland, Dave 1972-73  
McNab, Peter 1983-84 to 1984-85  
McSheffrey, Bryan 1972-73 to 1973-74  
McVicar, Rob 2005-06  
Meehan, Gerry 1974-75  
Melnyk, Larry 1987-88 to 1989-90  
Messier, Mark 1997-98 to 1999-00  
Michaud, Alfie 1999-00 to 2001-02  
Miller, Aaron 2007-08  
Minor, Gerry 1979-80 to 1983-84  
**Mitchell, Willie** 2006-07 to  
Mogilny, Alexander 1995-96 to 1999-00  
Mojszys, Tomas 2005-06  
Molin, Lars 1981-82 to 1983-84  
Momesso, Sergio 1990-91 to 1994-95  
Monahan, Garry 1974-75 to 1977-78  
Moran, Brad 2006-07  
Morin, Stephane 1992-93 to 1993-94  
Morrison, Brendan 1999-00 to 2007-08  
Morrison, Dave 1984-85  
Moss, Tyler 2002-03 to 2003-04  
Muckalt, Bill 1998-99 to 1999-00  
Murphy, Rob 1987-88 to 1991-92  
Murray, Bob 1974-75 to 1976-77

Murzyn, Dana 1990-91 to 1998-99

## N

Namestnikov, John 1993-94  
Naslund, Markus 1995-96 to 2007-08  
Nedved, Petr 1990-91 to 1992-93  
Neely, Cam 1983-84 to 1985-86  
Nemchinov, Sergei 1996-97  
Nill, Jim 1981-82 to 1983-84  
Noonan, Brian 1996-97 to 1997-98  
Nordmark, Robert 1988-89 to 1990-91  
Noronen, Mika 2005-06

## O

Oddleifson, Chris 1973-74 to 1980-81  
Odjick, Gino 1990-91 to 1997-98  
O'Flaherty, Gerry 1972-73 to 1977-78  
**Ohlund, Mattias** 1997-98 to  
Oksiuta, Roman 1994-95 to 1995-96  
O'Neil, Paul 1973-74  
O'Sullivan, Chris 1999-00  
Ouellet, Maxime 2005-06

## P

Paiement, Rosaire 1970-71 to 1971-72  
Park, Richard 2005-06  
Peca, Mike 1993-94 to 1994-95  
Pederson, Barry 1986-87 to 1989-90  
Pederson, Denis 1999-00 to 2001-02  
Peterson, Brent 1985-86 to 1986-87  
Petit, Michel 1982-83 to 1987-88  
**Pettinger, Matt** 2007-08 to  
Plavsic, Adrien 1989-90 to 1994-95  
Popiel, Poul 1970-71 to 1971-72  
Potvin, Felix 1999-00 to 2000-01  
Pratt, Tracy 1973-74 to 1975-76  
Primeau, Kevin 1980-81  
Pronger, Sean 2003-04  
**Pyatt, Taylor** 2006-07 to

## Q

Quinn, Dan 1989-90 to 1990-91  
Quinn, Pat 1970-71 to 1971-72

## R

Ratushny, Dan 1992-93  
**Raymond, Mason** 2007-08 to  
Reaume, Marc 1970-71  
Reid, Brandon 2002-03 to 2006-07  
Reinhart, Paul 1988-89 to 1989-90  
Richardson, Glen 1975-76  
Richter, Dave 1986-87 to 1987-88  
Ridley, Curt 1975-76 to 1977-78  
1979-80  
Ridley, Mike 1995-96 to 1996-97  
Ritchie, Byron 2007-08  
Rizzuto, Garth 1970-71  
Roberts, David 1996-97 to 1997-98  
Robertsson, Bert 1997-98 to 1998-99  
Robitaille, Mike 1974-75 to 1976-77  
Rochefort, Leon 1974-75 to 1975-76  
Rohlicek, Jeff 1987-88 to 1988-89  
Rohlin, Cliff 1995-96 to 1996-97  
Ronning, Leif 1990-91 to 1995-96  
Rota, Darcy 1979-80 to 1983-84  
Rucinsky, Martin 2003-04

Ruuttu, Christian 1994-95  
 Ruutu, Jarkko 1999-00 to 2005-06  
 Ryan, Prestin 2005-06 to 2006-07  
**Rypien, Rick 2005-06 to**

## S

Sabourin, Dany 2006-07  
**Salo, Sami 2002-03 to**  
 Sanderson, Derek 1976-77  
 Sanderson, Geoff 1997-98, 2003-04  
 Sandlak, Jim 1985-86 to 1992-93

**Sanford, Curtis 2007-08 to**  
 Santala, Tommi 2006-07  
 Saunders, David 1987-88  
 Scatchard, Dave 1997-98 to 1999-00  
 Schaefer, Peter 1998-99 to 2001-02  
 Schella, John 1970-71 to 1971-72  
 Schliebener, Andy 1981-82,

1983-84 to 1984-85  
 Schmautz, Bobby 1970-71 to 1973-74  
 1980-81

Schultz, Jesse 2006-07  
 Schwab, Corey 1999-00 to 2000-01  
**Sedin, Daniel 2000-01 to**  
**Sedin, Henrik 2000-01 to**

Sedlbauer, Ron 1974-75 to 1979-80  
 Seguin, Danny 1970-71, 1973-74

Semak, Alexander 1996-97  
 Semenov, Anatoli 1992-93  
 Shannon, Ryan 2007-08  
 Sharifjanov, Vadim 1999-00  
 Sillinger, Mike 1995-96 to 1997-98  
 Skriko, Petri 1984-85 to 1990-91  
 Skudra, Peter 2001-02 to 2002-03  
 Slego, Jiri 1992-93 to 1994-95,  
 2003-04

Sly, Darryl 1970-71  
 Smith, Brad 1978-79 to 1979-80  
 Smith, Doug 1988-89 to 1989-90

Smith, Gary 1973-74 to 1975-76  
 Smith, Nathan 2003-04 to 2006-07  
 Smolinski, Bryan 2006-07  
 Smyl, Stan 1978-79 to 1990-91  
 Snepets, Harold 1974-75 to 1983-84

1988-89 to 1989-90  
 1997-98 to 1999-00  
 1973-74

1998-99 to 2004-05,

2006-07  
 Speck, Fred 1971-72  
 Spruce, Andy 1976-77  
 Staio, Steve 1996-97 to 1998-99  
 Stanley, Daryl 1987-88 to 1989-90  
 Stapleton, Mike 2000-01  
 Stern, Ronnie 1987-88 to 1990-91  
 Stevens, Mike 1984-85  
 Stewart, Ralph 1970-71,  
 1976-77 to 1977-78

1971-72  
 Stewart, Ron 1994-95 to 1995-96  
 Stojanov, Alek 1973-74  
 Stone, Steve 1997-98 to 2001-02  
 Strudwick, Jason 1986-87 to 1987-88  
 Summanen, Raimo 1982-83 to 1986-87  
 Sundstrom, Patrik 1986-87 to 1989-90

## T

Tallon, Dale 1970-71 to 1972-73  
 Tambellini, Steve 1985-86 to 1987-88  
 Tannahill, Don 1972-73 to 1973-74  
 Tanti, Tony 1982-83 to 1989-90  
 Taylor, Ted 1970-71 to 1971-72  
 Tezikov, Alexei 2001-02  
 Tiikonen, Esa 1995-96 to 1996-97  
 Tremblay, Yannick 2006-07  
 Tudor, Rob 1978-79 to 1979-80

## V

Vaic, Lubomir 1997-98 to 2000-01

Vaive, Rick 1979-80  
 Valk, Garry 1990-91 to 1992-93  
 Vasiljevs, Herbert 2001-02  
 Ververgaert, Dennis 1973-74 to 1978-79  
 Veysey, Sid 1977-78  
 Vilgrain, Claude 1987-88

## W

Walker, Scott 1994-95 to 1997-98  
 Walter, Ryan 1991-92 to 1992-93  
 Walton, Mike 1975-76 to 1977-78  
 Ward, Dixon 1992-93 to 1993-94  
 Ward, Ron 1971-72  
 Warriner, Todd 2001-02 to 2002-03  
 Washburn, Steve 1998-99  
 Weaver, Mike 2007-08  
 Weekes, Kevin 1998-99 to 1999-00  
 Weeks, Steve 1987-88 to 1990-91  
 Weinrich, Eric 2005-06  
 Whitmore, Kay 1992-93 to 1994-95  
 Wickenheiser, Doug 1987-88  
 Wilcox, Barry 1972-73 to 1974-75  
 Wiley, Jim 1975-76 to 1976-77  
 Wilkins, Barry 1970-71 to 1974-75  
 Williams, Tiger 1979-80 to 1983-84  
 Wilson, Dunc 1970-71 to 1972-73

1978-79  
 Wiste, Jim 1970-71  
 Woodley, Dan 1987-88  
 Wotton, Mark 1994-95 to 1997-98  
 Wright, John 1972-73 to 1973-74

## Y

York, Harry 1998-99 to 1999-00  
 Young, Howie 1970-71  
 Young, Wendell 1985-86 to 1986-87

## Z

Zetterstrom, Lars 1978-79  
 Zezel, Peter 1997-98 to 1998-99

1

Murray Bannerman, Bruce Bullock, Sean Burke, Ed Dyck, Ken Ellacott, George Gardner, Glen Hanlon, Johan Hedberg, Charlie Hodge, **Roberto Luongo**, Kirk McLean, Maxime Ouellet, Peter Skudra, Gary Smith, Dunc Wilson, Wendell Young.

2

Jim Agnew, Gary Doak, Jocelyn Guevreumont, Kevan Guy, Doug Halward, Ken Hammond, Willie Huber, Ian Kidd, Frantisek Kucera, Craig Levie, Dave Logan, Bob Manno, John Namestnikov, **Mattias Ohlund**, Mike Robitaille, Lars Zetterstrom.

3

**Kevin Bieksa**, Doug Bodger, Larry Bolonchuk, Garth Butcher, Keith Carney, Bob Dailey, Anders Eldebrink, Bret Hedican, Justin Kurtz, Doug Lidster, Lars Lindgren, Joe McDonnell, Michel Petit, Pat Quinn, Brent Sopol.

4

**Nolan Baumgartner**, Jim Benning, Luc Bourdon, Ab Demarco, Gerald Diduck, Greg Hawgood, Randy Holt, John Hughes, Frantisek Kucera, Rick Lanz, Grant Ledyard, Bryan McCabe, Aaron Miller, Mark Wotton, Mike Walton, Barry Wilkins, Mark Wotton.

5

Bryan Allen, John Arbour, Garth Butcher, Colin Campbell, Larry Carriere, Larry Goodenough, Jim Hargreaves, Sheldon Kannegiesser, **Lukas Krajicek**, Grant Ledyard, Bob Manno, Dana Murzyn, Tracy Pratt, John Schella, Darryl Sly, Zenith Komarniski.

6

Adrian Aucoin, Dennis Kearns, Brett MacDonald, Robert Nordmark, Adrien Plavsic, Marc Reaume, Dave Richter, **Sami Salo**, Andy Schliebener, Alexei Tezikov, Howie Young.

7

Andre Boudrias, Tony Currie, Dave Fortier, Robb Gordon, Jamie Huscroft, Gary Lupul, Pit Martin, Gerry Minor, Brendan Morrison, Barry Pederson, Dan Quinn, David Roberts, Cliff Ronning, Sid Veysey.

8

Greg G. Adams, Jozef Balej, Rick Blight, Donald Brashear, Wayne Connelly, Taylor Hall, Danny Johnson, Moe Lemay, Marek Malik, Peter McNab, Gerry Meehan, **Wille Mitchell**, Jim Nill, Bobby Schmautz, Eric Weinrich.

9

Ivan Boldirev, Russ Courttnall, Ed Hatoum, Mike Keane, Gary Leeman, Don Lever, Brad May, Andrew McBain, **Taylor Pyatt**, Bobby Schmautz, Mike Stapleton, Dale Tallon, Tony Tanti, Lubomir Vaic, Ryan Walter, Jim Wiste.

10

Rick Blight, Brian Bradley, Pavel Bure, Drew Callender, Geoff Courttnall, Ray Cullen, Tony Currie, Bill Derlago, Anders Eldebrink, Jere Gillis, Jean-Marc Lanthier, Moe Lemay, Trevor Letowski, Don Lever, Brad May, Dave Morrison, Brent Peterson, Bobby Schmautz, Fred Speck, Ronnie Stern, Esa Tikkanen, Dennis Ververgaert.

11

Wayne Maki, Mark Messier, Chris Oddleifson.

12

Mike Corrigan, Rob Flockhart, Dan Gloor, Leon Rochefort, Stan Smyl, Ron Stewart, Barry Wilcox, Jim Wiley.

**RETIRED NOV. 3, 1991 (SMYL).**

13

**Mike Brown**, Artem Chubarov, Lars Lindgren, Sergei Nemchinov.

14

Jesse Belanger, Lonny Bohonos, Steve Bozek, **Alex Burrows**, Bob Cook, Geoff Courttnall, Larry Courville, Peter Folco, Jere Gillis, Darby Hendrickson, Josh Holden, Scott Lachance, Moe Lemay, Blair MacDonald, Dennis McCord, Chris Oddleifson, Brandon Reid, Geoff Sanderson, Bobby Schmautz, Danny Seguin, Steve Stone, Raimo Summanen, Tony Tanti, Doug Wickenheiser, Jim Wiste, John Wright.

15

Brent Ashton, Neil Belland, Drake Berehowsky, Paulin Bordeleau, J.J. Daigneault, Jim Dowd, Harold Druken, Tom Fergus, Dave Gagner, Hilliard Graves, Pat Kavanagh, John McIntyre, Rosaire Paiement, Adrien Plavsic, Sean Pronger, Byron Ritchie, Rick Rypien, Rich Sutter, Todd Warriner.

16

Per-Olov Brasar, Brad Gassoff, Dan Hodgson, Mark Kirton, Stu Kulak, Trevor Linden, Don Tannahill, Ted Taylor, Barry Wilcox, Jim Wiley.

**TO BE RETIRED DEC. 17, 2008 (LINDEN).**

17

Drake Berehowsky, Lonny Bohonos, Jerry Butler, Drew Callender, Jimmy Carson, Jose Charbonneau, Tony Currie, Larry Gould, Jan Havac, Todd Hawkins, **Ryan Kesler**, Jason King, Vladimir Krutov, Paul Lawless, Bill Muckalt, Rob Murphy, Paul O'Neil, Mike Ridley, Jeff Rohlicek, Ron Sediabauer, Danny Seguin, Vadim Sharifjanov, Patrik Sundstrom, Dixon Ward, Ron Ward, Doug Wickenheiser, John Wright, Howie Young.

18

Shawn Antoski, Ken Berry, Marc Crawford, Troy Crowder, Fedor Fedorov, Rory Fitzpatrick, Rob Flockhart, Larry Gould, John Grisdale, Ron Homenuke, Steve Kariya, Jason King, Robert Kron, Mike Lampman, Igor Larionov, Jim Mair, Richard Park, Poul Popiel, Bert Robertson, Darcy Rota, Geoff Sanderson, Brad Smith, Rick Vaive, Mike Weaver.

19

Claire Alexander, Ron Delorme, Dale Dunbar, Roland Eriksson, Steve Hazlett, Richard Huxick, Tim Hunter, Robert Kron, Greg Lemieux, Kris Manery, Mario Marois, Markus Naslund, Petr Nedved, Glen Richardson, Derek Sanderson, Jim Sandlak, Ron Stewart, Dale Tallon, Rob Tudor, Jim Wiley.

20

Drew Callender, Jose Charbonneau, **Jeff Cowan**, Bill Derlago, George Gardner, Jim Hargreaves, John Hughes, Ryan Kesler, Bobby Lalonde, Darren Langdon, Grant Martin, Andrew McBain, Gerry Minor, John Namestnikov, Denis Pederson, Christian Ruutu, Bobby Schmautz, Dave Scatchard, Jesse Schultz, Alexander Semak, Anatoli Semenov, Ronnie Stern, Steve Tambellini.

21

John Arbour, Magnus Arvedson, Peter Bakovic, Dave Balon, Tyler Bouck, Craig Cox, Jere Gillis, John Gould, Doug Halward, Ivan Hlinka, Josh Holden, Dennis Kearns, Zenith Komarniski, Jyrki Lumme, Rob Murphy, Cam Neely, **Mason Raymond**, Doug Smith, Bryan Smolinski, Eugene Sobchuk.

22

Greg C. Adams, Gregg Boddy, Jeff Brown, Craig Cox, Robert Dirk, Jocelyn Guevreumont, Dan Hodgson, Dave Lowry, Bob Manno, Markus Naslund, Garth Rizzuto, **Daniel Sedin**, Andy Spruce, Tiger Williams, Peter Zezel.

23

Murray Baron, Marc Bergevin, Sean Brown,

**Alexander Edler**, Neil Eisenhut, Martin Gelin, Thomas Gradin, Martin Grenier, Murray Hall, Dan Hodgson, Bryan McCabe, Gerry O'Flaherty, Paul Reinhart, Garry Valk, Don Woodley.

## 24

Bruce Bullock, Jack Capuano, Matt Cooke, Tony Currie, Dave Dunn, Ed Dyck, Curt Fraser, Don Gibson, Randy Gregg, Tom Kurvers, Doug Lidster, Len Lunde, Bryan McSheffrey, Larry Melnyk, Garry Monahan, Michel Petit, Jiri Sleg, Ralph Stewart, Scott Walker.

## 25

Kris Beech, Kevin Bieksa, David Bruce, Andrew Cassels, Josh Green, Dan Kesa, Orland Kurtenbach, Nathan Lafayette, Doug Lidster, Mats Lindgren, Al MacAdam, Jim Mair, Mike McCarthy, Stephane Morin, **Matt Pettinger**, Jim Sandlak, Steve Staios, Ralph Stewart, Alek Stojanov, Rob Tudor.

## 26

Bruce Affleck, Jim Agnew, Ken Block, Brandon Convery, George Gardner, Tim Hunter, Bob Hurlburt, Trent Klatt, Don Kozak, Steve McCarthy, Bryan McSheffrey, Gerry Meehan, Lars Molin, Stephane Morin, Bob Murray, Martin Rucinsky, Tommi Santala, Ryan Shannon, Mike Sillinger, Petri Skriko, Ralph Stewart, Steve Stone, Tiger Williams.

## 27

Shawn Antoski, Todd Bertuzzi, Randy Boyd, Mike Brown, Brandon Convery, Craig Cox, Glen Cochrane, Lee Goren, Brad Isbister, Mikko Jokela, Jerry Korab, John LeBlanc, Brad Maxwell, Sergio Momesso, Leif Rohlin, Harold Snepets, Harry York.

## 28

Luc Bourdon, Mel Bridgman, Wade Brookbank, Rod Buskas, Jerry Butler, Dave Capuano, Mike Christie, Craig Cox, Marc Crawford, Rob Flockhart, Brian Glynn, Larry Goodenough, Bryan Helmer, Joey Kocur, Jean-Marc Lanthier, John LeBlanc, Brian Noonan, Roman Oksiluta, Dan Ratushny, Yannick Tremblay, Rick Vaive, Steve Washburn.

## 29

Randy Boyd, Jiri Bubla, Glen Cochrane, Patrick Coulombe, **Jason Jaffray**, Kris Manery, Jack McIlhargey, Gino Odjick, Felix Potvin, Kevin Primeau, Peter Schaefer, Nathan Smith, Daryl Stanley, Herbert Vasiljev.

## 30

Martin Brochu, Gary Bromley, Bruce Bullock, Frank Caprice, Jacques Caron, Ed Dyck, Mike Fountain, George Gardner, Ken Lockett, Cesare Maniago, Dave McLelland, Tyler Moss, Garth Snow, Dunc Wilson.

## 31

Shawn Antoski, Bruce Bullock, Troy Gamble, John Garrett, Rick Heinz, Corey Hirsch, Manny Legace, Drew MacIntyre, Steve McKichan, Bob Mason, Mika Noronen, Lubomir Vaic, Steve Weeks, Dunc Wilson.

## 32

Jim Agnew, Peter Bakovic, Robin Bartel, Neil Belland, Tyler Bouck, Marc Chouinard, Craig Cox, Murray Craven, Bruce Holloway, Arturs Irbe, Chris Joseph, Ian Kidd, Dean Malkoc, Brad May, Corey Schwab.

## 33

Marc Crawford, Tim Lenardon, Jay Mazur, Alfie Michaud, Mike Peca, Jim Sandlak, David Saunders, **Henrik Sedin**, Mike Stevens, Steve Weeks.

## 34

Neil Belland, Jassen Cullimore, Ian Kidd, Brett MacDonald, Rob McVicar, Jeff Rohlicek, Jason Strudwick, Claude Vilgrain.

## 35

Alex Auld, Richard Brodeur, Bruce Bullock, Ed Dyck, Bob Essensa, Troy Gamble, Curt Ridley, Dany Sabourin, Kevin Weeks, Steve Weeks, Kay Whitmore.

## 36

Ryan Bonni, Josh Green, **Jannik Hansen**, Dane Jackson, Chris McAllister.

## 37

Jim Agnew, Brandon Reid, Jarkko Ruutu, **Rick Rypien**.

## 38

Jan Bulis, Todd Hawkins, Brad Leeb.

## 39

Enrico Ciccone, Dan Cloutier, Brad Moran, Chris O'Sullivan.

## 41

Robin Bawa, Prestin Ryan, **Curtis Sanford**.

## 42

Josef Beranek.

## 43

Don Gibson.

## 44

Dave Babych, Todd Bertuzzi, Rob Murphy.

## 45

**Nathan McIver**, Tomas Mojzis.

## 47

Pat Kavanagh.

## 48

Cam Brown, Bert Robertsson.

## 49

**Zack FitzGerald**.

## 50

Mike Brown.

## 52

Sven Butenschon.

## 55

Ed Jovanovski.

## 58

Robert Kron.

## 66

Gino Odjick.

## 71

Jiri Sleg.

## 72

Peter Schaefer.

## 77

Anson Carter.

## 81

Fedor Fedorov.

## 89

Alexander Mogilny.

## 96

Pavel Bure.



## 2008

Rd	No	Player	Pos	Team
1	10	Cody Hodgson	C	Brampton
2	41	Yann Sauve	D	Saint John
5	131	Prab Rai	RW	Seattle
6	161	Mats Froshaug	LW	Linköping/Nyköping
7	191	Morgan Clark	G	Red Deer

## 2007

Rd	No	Player	Pos	Team
1	25	Patrick White	C	Tri-City
2	33	Taylor Ellington	D	Everett
5	145	Charles-Antoine Messier	C	Baie-Comeau
5	146	Ilja Kublov	C	CSKA Moscow
6	176	Taylor Matson	F	Des Moines
7	206	Dan Gendur	RW	Everett

## 2006

Rd	No	Player	Pos	Team
1	14	Michael Grabner	RW	Spokane
3	82	Daniel Rahimi	D	Bjorkloven
6	163	Sergei Shirokov	RW	CSKA Moscow
6	167	Juraj Simek	W	Kloten Jr.
7	197	Evan Fuller	C	Prince George

## 2005

Rd	No	Player	Pos	Team
1	10	Luc Bourdon	D	Val d'Or
2	51	Mason Raymond	LW	Camrose
4	114	Alexandre Vincent	D	Chicoutimi
5	138	Matt Butcher	C	Chilliwack
6	185	Kris Fredheim	D	Notre Dame
7	205	Mario Bliznak	C	Dubnica Jr.

## 2004

Rd	No	Player	Pos	Team
1	26	Cory Schneider	G	Phillips-Andover Academy
3	91	Alexander Edler	D	Jamtland
4	125	Andrew Sarauer	LW	Langley
5	159	Mike Brown	RW	Michigan
6	189	Julien Ellis	G	Shawinigan
8	254	David Schulz	D	Swift Current
9	287	Jannik Hansen	RW	Rodovre

## 2003

Rd	No	Player	Pos	Team
1	23	Ryan Kesler	C	Ohio St.
2	60	Marc-Andre Bernier	RW	Halifax
4	111	Brandon Nolan	C	Oshawa
4	128	Ty Morris	LW	St. Albert
5	160	Nicklas Danielsson	RW	Brynäs
6	190	Chad Brownlee	D	Vernon
7	222	F-P. Guenette	C	Halifax
8	252	Sergei Topol	LW	Omsk
8	254	Nathan McIver	D	St. Michael's
9	285	Matthew Hansen	D	Seattle

## 2002

Rd	No	Player	Pos	Team
2	49	Kiril Koltsov	D	Omsk
2	55	Denis Grot	D	Elektrostal
3	68	Brett Skinner	D	Des Moines
3	83	Lukas Mensator	G	Karlovy Vary
4	114	John Laliberte	RW	New Hampshire
5	151	Rob McVicar	G	Brandon
7	214	Marc-Andre Roy	RW	Baie-Comeau
7	223	Ilya Krikunov	W	Elektrostal
8	247	Matt Violin	G	Lake Superior St.
9	277	Thomas Nussli	RW	Zug
9	278	Matt Gens	D	St. Cloud St.

## 2001

Rd	No	Player	Pos	Team
1	16	R.J. Umberger	C	Ohio St.
3	66	Fedor Fedorov	C	Sudbury
4	114	Evgeny Gladysikh	RW	SK Magnitogorsk
5	151	Kevin Bieksa	D	Bowling Green
7	212	Jason King	RW	Halifax
8	245	Konstantin Mikhailov	C	HK Nizhnekamsk

## 2000

Rd	No	Player	Pos	Team
1	23	Nathan Smith	C	Swift Current
3	71	Thatcher Bell	C	Rimouski
3	93	Tim Branham	D	Barrie
5	144	Pavel Duma	C	Neftchimik
7	208	Brandon Reid	C	Halifax
8	241	Nathan Barrett	C	Lethbridge
9	272	Tim Smith	C	Spokane

## 1999

Rd	No	Player	Pos	Team
1	2	Daniel Sedin	LW	MoDo
1	3	Henrik Sedin	C	MoDo
3	69	Rene Vydareny	D	Bratislava
5	129	Ryan Thorpe	LW	Spokane
6	172	Josh Reed	D	Vernon
7	189	Kevin Swanson	G	Kelowna
8	218	Markus Kankaanperä	D	Jyp HT Jyväskylä
9	271	Darrell Hay	D	Tri-City

## 1998

Rd	No	Player	Pos	Team
1	4	Bryan Allen	D	Oshawa
2	31	Artem Chubarov	C	Dynamo
3	68	Jarkko Ruutu	W	IFK Helsinki
3	81	Justin Morrison	RW	Colorado
4	90	Regan Darby	D	Tri-City
5	136	David Ytfeldt	D	Leksand
5	140	Rick Bertran	D	Kitchener
6	149	Paul Cabana	W	Fort McMurray
7	177	Vince Malts	RW	Hull
8	204	Graig Mischler	C	Northeastern
8	219	Curtis Valentine	LW	Bowling Green
9	232	Jason Metcalfe	D	London

## 1997

Rd	No	Player	Pos	Team
1	10	Brad Ference	D	Spokane
2	34	Ryan Bonni	D	Saskatoon
2	36	Harold Druken	D	Detroit
3	64	Kyle Freadrich	LW	Prince George
4	90	Chris Stanley	C	Belleville
5	114	David Darguzas	C	Edmonton
5	117	Matt Cockell	G	Saskatoon
6	144	Matt Cooke	LW	Windsor
6	148	Larry Shapley	D	Welland
7	171	Rod Leroux	D	Seattle
8	201	Denis Martynyuk	LW	Moscow
9	227	Peter Brady	G	Powell River

## 1996

Rd	No	Player	Pos	Team
1	12	Josh Holden	C	Regina
3	75	Zenith Komarniski	D	Tri-City
4	93	Jonas Soling	LW	Huddinge
5	121	Tyler Prosforsky	C	Kelowna
6	147	Nolan McDonald	G	U. Vermont
7	175	Clint Cabana	D	Medicine Hat
8	201	Jeff Scissons	C	Vernon
9	227	Lubomir Vaic	C	HC Kosice

## 1995

Rd	No	Player	Pos	Team
2	40	Chris McAllister	D	Saskatoon
3	61	Larry Courville	LW	Oshawa
3	66	Peter Schaefer	LW	Brandon
4	92	Lloyd Shaw	D	Seattle
5	120	Todd Norman	LW	Guelph
6	144	Brent Sopol	D	Swift Current
7	170	Stewart Bodtker	C	Colorado
8	196	Tyler Willis	RW	Swift Current
9	222	Jason Cugnet	G	Kelowna

## 1994

Rd	No	Player	Pos	Team
1	13	Mattias Ohlund	D	Pitea
2	39	Robb Gordon	C	Powell River
2	42	Dave Scratchard	C	Portland
3	65	Chad Allan	D	Saskatoon
4	92	Mike Dubinsky	RW	Brandon
5	117	Yanick Dube	RW	Laval
7	169	Yuri Kuznetsov	C	Omsk
8	195	Rob Trumbley	RW	Moose Jaw
9	221	Bill Muckalt	RW	Kelowna Jr. A
10	247	Tyson Nash	LW	Kamloops
11	273	Robert Longpre	C	Medicine Hat

## 1993

Rd	No	Player	Pos	Team
1	20	Mike Wilson	D	Sudbury
2	46	Rick Girard	C	Swift Current
4	98	Dieter Kochan	G	Vernon Lakers
5	124	Scott Walker	D	Owen Sound
6	150	Troy Creurer	D	Notre Dame
7	176	Jevgeni Babariko	C	Nizhni Novg.
8	202	Sean Tallaire	RW	Lake Superior St.
10	254	Bert Robertsson	D	Soderstalje
11	280	Sergei Tkachenko	G	Ham. (AHL)

## 1992

Rd	No	Player	Pos	Team
1	21	Libor Polasek	C	TJ Vitkovice
2	40	Mike Peca	C	Ottawa
2	45	Michael Fountain	G	Oshawa
3	69	Jeff Connolly	C	St. Sebastians HS
4	93	Brent Tully	D	Peterborough
5	110	Brian Loney	RW	Ohio St. U.
5	117	Adrian Aucoin	D	Boston U.
6	141	Jason Clark	C/LW	St. Thomas Jr. B
7	165	Scott Hollis	RW	Oshawa Generals
9	213	Sonny Mignacca	G	Medicine Hat
10	237	Mark Wotton	D	Saskatoon
11	261	Aaron Boh	D	Spokane

## 1991

Rd	No	Player	Pos	Team
1	7	Alek Stojanov	RW	Hamilton Dukes
2	29	Jassen Cullimore	D	Peterborough
3	51	Sean Pronger	C	Bowling Green
5	95	Dan Kesa	RW	Prince Albert
6	117	J. Namestnikov	D	Novgorod
7	139	Brent Thurston	LW	Spokane
8	161	Eric Johnson	RW	Armstrong HS
9	183	David Neilson	LW	Prince Albert
10	205	Brad Barton	D	Kitchener
11	227	Jason Fitzsimmons	G	Moose Jaw
12	249	Xavier Majic	C	R.P.I.

## 1990

Rd	No	Player	Pos	Team
1	2	Petr Nedved	C	Seattle
1	18	Shawn Antoski	LW	North Bay
2	23	Jiri Slegr	D	Litvinov
4	65	Darin Bader	LW	Saskatoon
5	86	Gino Odjick	LW	Laval
7	128	Daryl Filipek	D	Ferris State
8	149	Paul O'Hagan	D	Oshawa
9	170	Mark Cipriano	RW	Victoria
10	191	Troy Neumeier	D	Prince Albert
11	212	Tyler Ertel	C	North Bay
12	233	Karri Kivi	D	Ilves

## 1989

Rd	No	Player	Pos	Team
1	8	Jason Herter	D	North Dakota
2	29	Rob Woodward	LW	Deerfield HS
4	71	Brett Hauer	D	Richfield HS
6	113	Pavel Bure	LW	CSKA
7	134	Jim Revenberg	RW	Windsor
8	155	Rob Sangster	LW	Kitchener
9	176	Sandy Moger	RW	Lake Superior St.
10	197	Gus Morschauser	G	Kitchener
11	218	Hayden O'Rear	D	Alaska
12	239	Darcy Cahill	C	Cornwall
12	248	Jan Bergman	D	Soderstalje

## 1988

Rd	No	Player	Pos	Team
1	2	Trevor Linden	RW	Medicine Hat
2	33	Leif Rohlin	D	VIK
3	44	Dane Jackson	RW	Vernon Jr. A
6	107	Corrie D'Alessio	G	Cornell U.
6	122	Phil von Stefenelli	D	Boston U.
7	128	Dixon Ward	RW	Red Deer Jr. A
8	149	Greg Geldart	C	St. Albert Jr. A
9	170	Roger Akerstrom	D	Lulea
10	191	Paul Constantin	C	Burlington Jr. B
11	212	Chris Wolanin	D	Illinois-Chicago
12	233	Stefan Nilsson	RW	Troja

## 1987

Rd	No	Player	Pos	Team
2	24	Rob Murphy	C	Laval Titans
3	45	Steve Veilleux	D	Trois-Rivieres
4	66	Doug Torrel	C	Hibbing HS
5	87	Sean Fabian	D	Hill Murray HS
6	108	Garry Valk	RW	Sherwood Pk. HS
7	129	Todd Fanning	G	Ohio St.
8	150	Viktor Tyumenev	C	Sparta
9	171	Craig Daly	D	New Hampton
10	192	John Fletcher	G	Clarkson College
11	213	Roger Hansson	F	Rogle
12	233	Neil Eisenhut	C	Langley Jr. A
12	234	Matt Evo	LW	Country Day HSW

## 1986

Rd	No	Player	Pos	Team
1	7	Dan Woodley	C	Portland
3	49	Don Gibson	D	Winkler
4	70	Ronnie Stern	RW	Longueuil
5	91	Eric Murano	C	Calgary Canucks
6	112	Steve Henniman	D	Cornwall
7	133	Jon Helgeson	C	Rosseau HS
8	154	Jeff Noble	C	Kitchener
9	175	Matt Merton	G	Stratford Jr. B
10	196	Marc Lyons	D	Kingston
11	217	Todd Hawkins	RW	Belleville
12	238	Vladimir Krutov	LW	CSKA

## 1985

Rd	No	Player	Pos	Team
1	4	Jim Sandlak	RW	London
2	25	Troy Gamble	G	Medicine Hat
3	46	Shane Doyle	D	Belleville
4	67	Randy Skiska	C/LW	Medicine Hat
5	88	Robert Kron	C	Zetor Brno
6	109	Martin Hrstka	LW	Ingstad Brno
7	130	Brian McFarlane	RW	Seattle
9	172	Curtis Hunt	D	Prince Albert
10	193	Carl Valimont	D	U. of Lowell
11	214	Igor Larionov	C	CSKA
12	235	Darren Taylor	C	Calgary Canucks

## 1984

Rd	No	Player	Pos	Team
1	10	J.J. Daigneault	D	Longueuil
2	31	Jeff Rohlicek	C	Portland
3	52	David Saunders	LW	St. Lawrence U.
3	55	Landis Chaulk	LW	Calgary Wrg.
3	58	Mike Stevens	LW	Kitchener
4	73	Brian Bertuzzi	C	Kamloops Oilers
5	94	Brett MacDonald	D	North Bay
6	115	Jeff Korchinski	D	Clarkson College
7	136	Blaine Chrest	C	Portland
8	157	Jim Agnew	D	Brandon
9	178	Rex Grant	G	Kamloops Oilers
10	198	Ed Lowney	RW	Boston U.
11	219	Doug Clarke	D	Colorado College
12	239	Ed Kister	D	London

## 1983

Rd	No	Player	Pos	Team
1	9	Cam Neely	RW	Portland
2	30	David Bruce	RW	Kitchener
3	50	Scott Tottle	RW	Peterborough
4	70	Tim Lorenz	LW	Portland
5	90	Doug Quinn	D	Nanaimo Is.
6	110	Dave Lowry	LW	London
7	130	Terry Maki	LW	Brantford
8	150	John Labatt	C	Minnetonka HS
9	170	Allan Measures	D	Calgary Wrg.
10	190	Roger Grillo	D	U. of Maine
11	210	Steve Kayser	D	U. of Vermont
12	230	Jay Mazur	RW	Breck HS

## 1982

Rd	No	Player	Pos	Team
1	11	Michel Petit	D	Sherbrooke
3	53	Yves Lapointe	LW	Shawinigan
4	71	Shawn Kilroy	G	Peterborough
6	116	Taylor Hall	LW	Regina Pats
7	137	Parie Proft	D	Calgary Wrg.
8	158	Newell Brown	C	Michigan State
9	179	Don McLaren	RW	Ottawa 67's
10	200	Al Raymond	LW	Niagara Falls
11	221	Steve Driscoll	LW	Cornwall
12	242	Shawn Green	RW	Victoria

## 1981

Rd	No	Player	Pos	Team
1	10	Garth Butcher	D	Regina
3	52	Jean-Marc Lanthier	RW	Sorel BlackHawk
4	73	Wendell Young	G	Kitchener
5	105	Moe Lemay	LW	Ottawa
6	115	Stu Kulak	RW	Victoria
7	136	Bruce Holloway	D	Regina
8	157	Petri Skriko	LW	Saipa
9	178	Frank Caprice	G	London
10	199	Rejean Vignola	C	Shawinigan

## 1980

Rd	No	Player	Pos	Team
1	7	Rick Lanz	D	Oshawa
3	49	Andy Schliebener	D	Peterborough
4	70	Marc Crawford	LW	Cornwall Royals
5	91	Darrell May	G	Portland
6	112	Ken Berry	LW	Canadian Oly.
7	133	Doug Lidster	D	Colorado College
8	154	John O'Connor	D	U. of Vermont
9	175	Patrik Sundstrom	C	Bjorkloven
10	196	Grant Martin	C	Kitchener

## 1979

Rd	No	Player	Pos	Team
1	5	Rick Vaive	RW	Sherbrooke
2	26	Brent Ashton	LW	Saskatoon
3	47	Ken Ellacott	LW	Peterborough
4	68	Arthur Rutland	C	Sault St. Marie
5	89	Dirk Graham	RW	Regina Pats
6	110	Shane Swan	D	Sudbury Wolves

## 1978

Rd	No	Player	Pos	Team
1	4	Bill Derlago	C	Brandon
2	22	Curt Fraser	LW	Victoria
3	40	Stan Smyl	RW	New Westminster
4	56	Harald Luckner	C	Farjestads
4	57	Brad Smith	RW	Sudbury
6	90	Gerry Minor	C	Regina
7	107	Dave Ross	C	Portland
8	124	Steve O'Neill	LW	Providence
9	141	Charlie Antetomaso	D	Boston College
10	158	Richards Martens	G	New Westminster

## 1977

Rd	No	Player	Pos	Team
1	4	Jere Gillis	LW	Sherbrooke
2	22	Jeff Bandura	D	Portland
3	40	Glen Hanlon	G	Brandon
4	56	Dave Morrow	D	Calgary
4	58	Murray Bannerman	G	Victoria
5	76	Steve Hazlett	LW	St. Catharines
6	94	Brian Drumm	LW	Peterborough
7	112	Ray Creasey	C	New Westminster

## 1976

Rd	No	Player	Pos	Team
2	26	Bob Manno	D	St. Catharines
3	44	Rob Flockhart	LW	Kamloops Chiefs
4	62	Elmer Ray	LW	Calgary
5	80	Dick Durston	LW	Victoria
6	98	Rob Tudor	RW	Regina
7	114	Brad Rhiness	C	Kingston
8	122	Stu Ostlund	C	Michigan Tech

## 1975

Rd	No	Player	Pos	Team
1	10	Rick Blight	RW	Brandon
2	28	Brad Gassoff	LW	Kamloops Chiefs
3	46	Norm Lapointe	G	Trois-Rivieres
4	64	Glen Richardson	LW	Hamilton Fincups
5	82	Doug Murray	LW	Brandon
6	100	Bob Watson	RW	Flin Flon Bombers
7	118	Brian Shmyr	C	New Westminster
8	136	Allan Fleck	LW	New Westminster
9	152	Bob McNiece	D	New Westminster
11	182	Sid Veysey	C	Sherbrooke

## 1974

Rd	No	Player	Pos	Team
2	23	Ron Sedlbauer	LW	Kitchener
3	41	John Hughes	D	Toronto Marlb.
4	59	Harold Snepsts	D	Edmonton
5	77	Mike Rogers	C	Calgary
6	95	Andy Spruce	LW	London
7	113	Jim Clarke	D	Toronto Marlb.
8	130	Robbie Watt	LW	Flin Flon Bombers
9	147	Marc Gaudreault	D	Lake Superior St.

## 1973

Rd	No	Player	Pos	Team
1	3	D. Vervegeart	RW	London Knights
1	9	Bob Dailey	D	Toronto Marlb.
2	19	Paulin Bordeleau	RW	Toronto Marlb.
3	35	Paul Sheard	RW	Ottawa
4	51	Keith Mackie	D	Edmonton
5	67	Paul O'Neill	C	Boston U.
6	83	Jim Cowell	C	Ottawa
7	99	Clay Heberton	G	Portland
8	115	John Senkpiel	LW	Vancouver Nats
9	131	Peter Folco	D	Quebec
10	147	Terry McDougall	C	Swift Current

## 1972

Rd	No	Player	Pos	Team
1	3	Don Lever	LW	Niagara Falls
2	19	Bryan McSheffrey	RW	Ottawa
3	35	Paul Rayer	LW	Peterborough
4	51	Ron Homenuke	RW	Calgary
5	67	Larry Bolonchuk	D	Winnipeg Jets
6	83	Dave McLelland	G	Brandon
7	99	Dan Gloor	C	Peterborough
8	115	Dennis McCord	D	London
9	131	Steve Stone	RW	Niagara Falls

## 1971

Rd	No	Player	Pos	Team
1	3	J. Guevremont	D	Montreal Jr.
2	17	Bobby Lalonde	C	Montreal Jr.
3	39	Richard Lemieux	C	Montreal Jr.
5	59	Mike McNiven	D	Halifax Athletics
6	73	Tom Steeves	RW	Prince Edward Isl.
7	87	Bill Green	D	Notre Dame Univ.
8	101	Norm Cherry	F	U. of Wisconsin
8	102	Bob Murphy	F	Cornwall Royals

## 1970

Rd	No	Player	Pos	Team
1	2	Dale Tallon	D	Toronto Marlb.
2	16	Jim Hargreaves	D	Winnipeg Jets
3	30	Ed Dyck	G	Calgary
4	44	Brent Taylor	F	Estevan Bruins
5	58	Bill McFadden	F	Swift Current
6	72	Dave Gilmour	LW	London

## SUPPLEMENTAL DRAFT

Yr	No	Player	Pos	Team
1986	12	David Gourlie	D	U. of Denver
1987	3	Steve Johnson	RW	North Dakota
1988	2	Andy Gribble	RW	Bowling Green
	7	Steve McKichan	G	Miami of Ohio
1989	12	Jeff Napierala	RW	Lake Superior St.
1990	2	Paul Dukovac	D	Cornell U.
	7	N. Krumpshmid	C	Ferris St.
1991	-	Scott Meehan	D	U. of Lowell

**JUNE 10, 1970**

John Arbour from Pittsburgh for cash.

**DECEMBER 3, 1970**

John Arbour to St. Louis for cash.

**MAY 25, 1971**

Greg Boddy from Montreal for cash and 3rd round draft pick (Jim Cahoon) in 1971.

**JUNE 8, 1971**

Gary Bredin and John Cunniff from Detroit for Irv Spencer and Bob Dillabough.

**SEPTEMBER 14, 1971**

Rey Comeau from Montreal for cash.

**NOVEMBER 16, 1971**

Ron Stewart, Wayne Connelly and Dave Balon from NY Rangers for Gary Doak and Jim Wiste.

**NOVEMBER 21, 1971**

Bob Cook to Detroit for cash.

**MARCH 5, 1972**

Ron Stewart to NY Rangers for cash.

**MARCH 6, 1972**

Jim Niekamp from Detroit for Ralph Stewart.

**MAY 14, 1973**

Gary Smith and Jerry Korab from Chicago for Dale Tallon.

**MAY 29, 1973**

Larry McIntyre and Murray Heatley from Toronto for Dunc Wilson.

**DECEMBER 10, 1973**

Mike Lampman from St. Louis for John Wright.

**DECEMBER 27, 1973**

John Gould and Tracy Pratt from Buffalo for Jerry Korab.

**FEBRUARY 7, 1974**

Chris Oddleifson, Fred O'Donnell and Mike Walton from Boston for Bobby Schumatz.

**SEPTEMBER 15, 1974**

Jacques Caron traded to Buffalo for future considerations.

**OCTOBER 4, 1974**

Leon Rochefort from Atlanta for cash.

**OCTOBER 14, 1974**

Gerry Meehan and Mike Robitaille from Buffalo for Jocelyn Guevremont and Bryan McSheffrey.

**OCTOBER 16, 1974**

Garry Monahan and John Grisdale from Toronto for Dave Dunn.

**NOVEMBER 4, 1974**

Ab Demarco from Pittsburgh for Barry Wilkins.

**MARCH 9, 1975**

Bob Murray from Atlanta for Gerry Meehan.

**JANUARY 14, 1976**

Ab Demarco to Los Angeles for a 2nd round draft pick (Brian Hill) in 1977.

**JANUARY 20, 1976**

Curt Ridley from Atlanta for 1st round pick (Dave Shand) in 1976.

**AUGUST 23, 1976**

Cesare Maniago from Minnesota for Gary Smith.

**SEPTEMBER 4, 1976**

Tracy Pratt to Colorado for cash.

**OCTOBER 6, 1976**

Ralph Stewart and Dave Fortier from NY Islanders for cash.

**DECEMBER 2, 1976**

Hilliard Graves and Larry Carriere from Atlanta for John Gould and a 2nd round draft pick (Brian Hill) in 1977.

**JANUARY 20, 1977**

Larry Goodenough and Jack McIlhargey from Philadelphia for Bob Dailey.

**FEBRUARY 18, 1977**

Derek Sanderson from St. Louis for cash.

**NOVEMBER 4, 1977**

Pit Martin from Chicago for future considerations (Murray Bannerman).

**NOVEMBER 21, 1977**

Sheldon Kannegiesser from Los Angeles for Larry Carriere.

**JANUARY 29, 1978**

Claire Alexander from Toronto for cash.

**JUNE 12, 1978**

Mike Walton to St. Louis for a 4th round draft pick (Harald Luckner) in 1978.

**JUNE 14, 1978**

Rights to Thomas Gradin from Chicago for 2nd round draft pick (Steve Ludzik) in 1980.

**SEPTEMBER 13, 1978**

Garry Monahan to Toronto for cash.

**OCTOBER 1, 1978**

Ralph Stewart to NY Islanders for cash.

**NOVEMBER 17, 1978**

Dunc Wilson from Pittsburgh for cash.

**DECEMBER 31, 1978**

Kevin McCarthy and Drew Callander from Philadelphia for Dennis Ververgaert. Don Kozak from Los Angeles for Randy Holt.

**JULY 19, 1979**

Chuck Anason from Minnesota for future considerations/cash.

**NOVEMBER 6, 1979**

Bruce Affleck and Gord Buynak from St. Louis for cash.

**DECEMBER 10, 1979**

Per-Olov Brasar from Minnesota for a 2nd round draft pick (Mike Sands) in 1981.

**DECEMBER 21, 1979**

Harold Phillipoff and Dave Logan from Chicago for Ron Sedlbauer.

**JANUARY 2, 1980**

Jack McIlhargey to Philadelphia for cash and future considerations.

**JANUARY 4, 1980**

Kris Manery from Minnesota for a 2nd round draft pick (then traded to Montreal-Kent Carlson) in 1982.

**FEBRUARY 8, 1980**

Darcy Rota and Ivan Boldirev from Atlanta for Don Lever and Brad Smith.

**FEBRUARY 10, 1980**

Curt Ridley to Toronto for cash.

**FEBRUARY 18, 1980**

Dave Williams and Jerry Butler from Toronto for Rick Vaive and Bill Delago.

**FEBRUARY 28, 1980**

Bruce Affleck and Gord Buynak to St. Louis for cash.

**OCTOBER 6, 1980**

Richard Brodeur from NY Islanders for switch of 1981 5th round draft picks (Vancouver chose Moe Lemay; NY selected Jacques Sylvestre).

**NOVEMBER 11, 1980**

Mario Marois and Jim Mayer from NY Rangers for Jere Gillis and Jeff Bandura.

## DECEMBER 8, 1980

Mike Christie from Colorado for cash.

## MARCH 8, 1981

Doug Halward from Los Angeles for Gary Bromley and a 1982 5th round draft pick (Ulf Isaksson).

## MARCH 10, 1981

Garry Lariviere from Quebec for Mario Marois. Garry Lariviere and Ken Berry to Edmonton for Blair MacDonald and rights to Lars-Gunnar Petersson.

## JULY 15, 1981

Brent Ashton and 1982 4th round draft pick (Tom Martin) to Winnipeg as compensation for signing Ivan Hlinka and Jiri Bubla.

## MARCH 9, 1982

Tony Currie, Jim Nill, Rick Heinz and a 4th round draft pick in 1982 (Shawn Kilroy) from St. Louis for Glen Hanlon.

## JUNE 3, 1982

Rick Heinz to St. Louis for cash.

## JANUARY 6, 1983

Tony Tanti from Chicago for Curt Fraser.

## JANUARY 17, 1983

Mark Kirton from Detroit for Ivan Boldirev.

## FEBRUARY 4, 1983

John Garrett from Quebec for Anders Eldebrink.

## OCTOBER 20, 1983

Lars Lindgren to Minnesota for a 4th round draft pick (Landis Chauly) in 1984.

## JANUARY 26, 1984

David McLay from Pittsburgh for Kevin McCarthy.

## FEBRUARY 3, 1984

Peter McNab from Boston for Jim Nill.

## JUNE 21, 1984

Al MacAdam from Minnesota for Harold Snepsts.

## AUGUST 8, 1984

Rob McClanahan from Detroit for Dave Williams.

## MARCH 12, 1985

Glen Cochrane from Philadelphia for 3rd round draft pick (Don Gibson) in 1986.

## JUNE 6, 1986

Barry Pederson from Boston for Cam Neely and a 1987 1st round draft pick (Glen Wesley).

## JUNE 6, 1986

Dave Richter and Rich Sutter from Philadelphia for J.J. Daigneault.

## OCTOBER 2, 1986

Brad Maxwell from Toronto for 5th round draft pick (Leonard Esau) in 1988.

## NOVEMBER 21, 1986

Doug Halward to Detroit for a 6th round draft pick (Phil von Stefenelli) in 1988.

## DECEMBER 11, 1986

Stu Kulak to Edmonton for cash.

## DECEMBER 12, 1986

Dan Hodgson and Jim Benning from Toronto for Rick Lanz.

## MARCH 10, 1987

Raimo Summanen from Edmonton for Moe Lemay.

## JUNE 1, 1987

Shane Doyle to New Jersey for a 12th round draft pick (Neil Eisenhut) in 1987.

## AUGUST 27, 1987

Darren Jensen and Daryl Stanley from Philadelphia for Wendell Young and a 3rd round draft choice (Kimb Daniells) in the 1990 Draft.

## SEPTEMBER 15, 1987

Kirk McLean and Greg Adams from New Jersey for Patrik Sundstrom, a 4th round draft pick in 1988 (Matt Ruchty) and a switch of 2nd round drafts in 1988. (Vancouver selected Leif Rohlin; New Jersey picked Jeff Christian).

## OCTOBER 6, 1987

Mike Stevens to Boston for cash.

## NOVEMBER 4, 1987

Larry Melnyk and Willie Huber from NY Rangers for Michel Petit.

## MARCH 1, 1988

Paul Lawless and a 5th round draft pick (Peter White) from Philadelphia for Willie Huber.

## MARCH 6, 1988

Brian Bradley, Kevan Guy and Peter Bakovic from Calgary for Craig Cox.

## MARCH 8, 1988

Steve Weeks from Hartford for Richard Brodeur.

## SEPTEMBER 6, 1988

Paul Reinhart and Steve Bozek from Calgary for a 3rd round draft pick (Veli-Pekka Kautonen) in the 1989 NHL Entry Draft.

## SEPTEMBER 7, 1988

Robert Nordmark and a 2nd round draft pick (Craig Darby) from St. Louis for Dave Richter.

## SEPTEMBER 29, 1988

Ernie Vargas from St. Louis for Dave Lowry.

## JANUARY 9, 1989

Jamie Hugen from Winnipeg for Robin Bartel.

## JANUARY 25, 1989

Jose Charbonneau from Montreal for Dan Woolley.

## FEBRUARY 26, 1989

Peter DeBoer from Toronto for Paul Lawless.

## MARCH 7, 1989

Doug Smith and Greg C. Adams from Edmonton for John LeBlanc and a 5th round draft pick (Peter White) in 1989. Tim Lenardon from New Jersey for Claude Vilgrain.

## JUNE 17, 1989

Frank Caprice to Boston for 12th round draft pick (Jan Bergman) in 1989.

## OCTOBER 24, 1989

Rod Buskas from Pittsburgh for 6th round draft pick (Ian Moran) in 1990.

## JANUARY 8, 1990

Dan Quinn, Andrew McBain, and Dave Capuano from Pittsburgh for Tony Tanti, Barry Pederson and Rod Buskas.

## FEBRUARY 26, 1990

Doug Smith to Pittsburgh for cash.

## MARCH 6, 1990

Adrien Plavsic, a 1st round draft pick in 1990 (Shawn Antoski), and a 2nd round draft pick in 1991 (Craig Darby) from St. Louis for Rich Sutter, Harold Snepsts and a 2nd round draft pick (Craig Johnson) in 1990. Jyrki Lumme from Montreal for a 2nd round draft pick (Craig Darby) in 1991. Jack Capuano from NY Islanders for Jeff Rohlicek.

## SEPTEMBER 7, 1990

Dave Mackey from Minnesota for future considerations.

## JANUARY 12, 1991

Gerald Diduck from Montreal for a 4th round draft pick (Vladimir Vujtek) in 1991.

## JANUARY 13, 1991

Tom Kurvers from Toronto for Brian Bradley.

**JANUARY 16, 1991**

Petri Skriko to Boston for a 2nd round draft pick (Mike Peca) in 1992.

**JANUARY 22, 1991**

Brian Blad from Toronto for Todd Hawkins.

**MARCH 5, 1991**

Cliff Ronning, Sergio Momesso, Geoff Court-nall, Robert Dirk and a 5th round draft pick (Brian Loney) in 1992 from St. Louis for Garth Butcher and Dan Quinn. Dana Murzyn from Calgary for Ron Stern and Kevan Guy. Steve Weeks to Buffalo for cash.

**JUNE 22, 1991**

Dave Babych from Minnesota for Tom Kuvers.

**JULY 31, 1991**

Robin Bawa from Washington for cash.

**DECEMBER 18, 1991**

Tom Fergus from Toronto for cash.

**MARCH 9, 1992**

Ken Hammond from San Jose for an 8th round draft pick (C.J. Denomme) in 1992.

**OCTOBER 1, 1992**

Kay Whitmore from Hartford for Corrie D'Alessio and a 5th round draft pick in 1993.

**NOVEMBER 3, 1992**

Anatoli Semenov from Tampa Bay for Dave Capuano and a 4th round draft pick (later traded to N.J., then to Calgary – Ryan Duthie) in 1994.

**DECEMBER 15, 1992**

Rick Lessard from San Jose for Robin Bawa.

**JANUARY 29, 1993**

Tim Taylor from Washington for Eric Murano.

**MARCH 22, 1993**

Murray Craven and a return of 1993 5th round draft pick (Scott Walker) from Hartford for Robert Kron, Jim Sandlak and a 3rd round draft pick (Marek Malik) in 1993. Dan Ratushny from Winnipeg for a 9th round draft pick (Harjis Vitolinsh) in 1993.

**JUNE 23, 1993**

John Vanbiesbrouck from NY Rangers for Doug Lidster.

**JANUARY 8, 1994**

Jimmy Carson from Los Angeles for Dixon Ward and a conditional pick in the 1995 NHL Entry Draft.

**MARCH 14, 1994**

Craig Janney and a 2nd round pick (Dave Scatchard) in the 1994 NHL Entry Draft from St. Louis as compensation for the signing of free agent Petr Nedved.

**MARCH 21, 1994**

Jeff Brown, Bret Hedican and Nathan LaFayette from St. Louis for Craig Janney. A 4th round draft pick (Mike Dubinsky) in 1994 from Chicago for Robert Dirk.

**JUNE 29, 1994**

Artur Oktyabrev from Winnipeg for a 6th round draft pick (Steve Vezina) in 1994.

**FEBRUARY 15, 1995**

Josef Beranek acquired from the Philadelphia Flyers in exchange for Shawn Antoski.

**MARCH 10, 1995**

Christian Ruutu acquired from Chicago in exchange for Murray Craven.

**MARCH 22, 1995**

Adrien Plavsic to Tampa Bay in exchange for a 5th round draft pick (David Darguzas) in the 1997 NHL Entry Draft.

**APRIL 7, 1995**

Russ Courtnall acquired from Dallas in exchange for Greg Adams, Dan Kesa and a 5th round draft pick (later traded to LA – Jason Morgan) in 1995.

**APRIL 7, 1995**

Corey Hirsch acquired from New York Rangers in exchange for Nathan LaFayette.

**APRIL 7, 1995**

Roman Oksiuta acquired from Edmonton in exchange for Jiri Slegr.

**APRIL 7, 1995**

Bogdan Savenko acquired from Chicago Blackhawks in exchange for Gerald Diduck.

**JULY 8, 1995**

Alexander Mogilny acquired from the Buffalo Sabres in exchange for Mike Peca. Mike Wilson and 1st round pick in the 1995 NHL Entry Draft (Jay McKee).

**JULY 8, 1995**

Mike Ridley acquired from the Toronto Maple Leafs in exchange for Sergio Momesso.

**AUGUST 24, 1995**

7th round pick (Larry Shapley) in the 1997 NHL Entry Draft acquired from Edmonton for Brett Hauer.

**NOVEMBER 23, 1995**

Esa Tikkanen acquired from New Jersey Devils in exchange for a 2nd round draft choice (Wesley Mason) in 1996 NHL Entry Draft.

**DECEMBER 19, 1995**

Frantisek Kucera, Jim Dowd and a 2nd round pick (Ryan Bonni) in the 1997 NHL Entry Draft acquired from Hartford in exchange for Jeff Brown and a 3rd round draft pick (later traded to Calgary – Paul Manning) in the 1998 NHL Entry Draft.

**MARCH 15, 1996**

Mike Sillinger acquired from Anaheim in exchange for Roman Oksiuta.

**MARCH 20, 1996**

Jesse Belanger acquired from Florida in exchange for future considerations (3rd round draft pick in 1996–Oleg Kvasha). Markus Naslund from Pittsburgh in exchange for Alek Stojanov. Joe Kocur acquired from NY Rangers in exchange for Kay Whitmore.

**NOVEMBER 13, 1996**

Donald Brashear acquired from Montreal in exchange for Jassen Cullimore.

**MARCH 8, 1997**

Sergei Nemchinov and Brian Noonan from New York Rangers for Esa Tikkanen and Russ Courtnall.

**MARCH 20, 1997**

Josef Beranek to Pittsburgh for future considerations. Frantisek Kucera to Philadelphia for future considerations.

**JANUARY 2, 1998**

Sean Burke, Geoff Sanderson and Enrico Ciccone from Carolina for Martin Gelinas and Kirk McLean.

**FEBRUARY 4, 1998**

Conditional 6th round draft pick (traded back to Philadelphia on March 24) in 1998 from Philadelphia for Mike Sillinger.

**FEBRUARY 4, 1998**

Brad May and a 3rd round draft pick in 1999 from Buffalo for Geoff Sanderson.

**FEBRUARY 5, 1998**

Peter Zedel from New Jersey for a 5th round draft pick (Anton But) in 1998.

**FEBRUARY 6, 1998**

Bryan McCabe, Todd Bertuzzi and a 3rd round draft choice in 1998 (Jarkko Ruutu) from NY Islanders for Trevor Linden.



## MARCH 3, 1998

8th round draft pick in 1998 (Graig Mischler) from Boston for Grant Ledyard.

## MARCH 4, 1998

Garth Snow from Philadelphia for Sean Burke.

## MARCH 7, 1998

Brandon Convery from Toronto for Lonny Bohonos.

## MARCH 14, 1998

Jamie Huscroft from Tampa Bay for Enrico Ciccone.

## MARCH 23, 1998

Jason Strudwick from NY Islanders for Gino Odjick.

## MARCH 24, 1998

A 3rd round draft pick in 1998 (Justin Morrison) from Philadelphia for Dave Babych and a 6th round choice in 1998.

## OCTOBER 19, 1998

Trent Klatt from Philadelphia for a 6th round draft pick in 2000.

## JANUARY 17, 1999

Ed Jovanovski, Dave Gagner, and the rights to Kevin Weekes and Mike Brown along with a 1st round draft pick in either 1999 or 2000 from Florida in exchange for Pavel Bure, Bret Hedican and the rights to Brad Ference along with a 3rd round draft pick (in the year that Florida exercises its option to convey the 1st round pick).

## MARCH 8, 1999

Future considerations from Phoenix for Jamie Huscroft.

## MARCH 23, 1999

Future considerations from Anaheim for Peter Zezel (Nullified March 24, 1999).

## JUNE 1, 1999

Pat Kavanagh from Philadelphia for a 6th round pick in the 1999 NHL Entry Draft.

## JUNE 26, 1999

Canucks acquire the 4th overall selection in the 1999 NHL Entry Draft from Chicago in exchange for Bryan McCabe and Vancouver's 1st round choice in the 2000 or 2001 NHL Entry Draft.

## JUNE 26, 1999

Canucks acquire the 1st overall selection in the 1999 NHL Entry Draft from Tampa Bay in exchange for the 4th overall selection in the 1999 Entry Draft (previously acquired

from Chicago) and two 3rd round picks in the 1999 NHL Entry Draft (No. 75, which was compensatory, and No. 88, previously acquired from Buffalo).

## JUNE 26, 1999

Canucks acquire the 2nd overall pick in the 1999 NHL Entry Draft (Daniel Sedin) and a 3rd round conditional draft pick in 2000 from Atlanta in exchange for the number one overall selection in the 1999 NHL Entry Draft (previously acquired from Tampa).

## JUNE 26, 1999

Canucks acquire San Jose's 6th round pick in the 1999 NHL Entry Draft (Josh Reed) from the Sharks in exchange for Vancouver's 6th round selection in 2001.

## OCTOBER 28, 1999

Canucks acquire Corey Schwab from the Atlanta Thrashers in exchange for a conditional draft pick in the 2000 NHL Entry Draft.

## DECEMBER 19, 1999

Canucks acquire Felix Potvin and a 2nd and 3rd round pick in the 2000 NHL Entry Draft from the NY Islanders, in exchange for Bill Muckalt, Dave Scatchard and Kevin Weekes.

## JANUARY 14, 2000

Canucks acquire Vadim Sharifjanov from New Jersey, in exchange for a 2nd round pick in the 2000 NHL Entry Draft. The deal also includes the two teams exchanging 3rd round selections in the 2000 NHL Entry Draft.

## MARCH 14, 2000

Canucks acquire Brendan Morrison and Denis Pederson from New Jersey, in exchange for Alexander Mogilny.

## JUNE 24, 2000

Canucks acquire a Conditional Draft Pick in 2001 from Phoenix in exchange for Brad May.

## JUNE 24, 2000

Canucks trade their 2nd round pick in the 2000 NHL Entry Draft to Atlanta for their 2nd round pick in 2001. Also part of the deal sees the two teams swap 3rd round picks in the 2001 NHL Entry Draft.

## DECEMBER 28, 2000

Canucks acquire Mike Stapleton from the NY Islanders, in exchange for their ninth round pick in the 2001 NHL Entry Draft.

## FEBRUARY 7, 2001

Canucks acquire Dan Cloutier from Tampa Bay, in exchange for Adrian Aucoin and a 2nd round pick in the 2001 NHL Entry Draft.

## FEBRUARY 15, 2001

Future considerations (2002 3rd round draft pick - Lukas Mensator) from Los Angeles Kings for Felix Potvin.

## MARCH 9, 2001

Canucks acquire Drake Berehowsky from the Nashville Predators, in exchange for a 2001 (Atlanta's) 2nd round pick.

## NOVEMBER 10, 2001

Canucks acquire Trevor Linden and a 2nd round pick in the 2002 or 2003 NHL Entry Draft, in exchange for Vancouver's 1st round pick in 2002 and 3rd round pick in 2003.

## DECEMBER 17, 2001

Canucks acquire Jan Hlavac and a 3rd round draft pick in the 2002 NHL Entry Draft from Philadelphia, in exchange for Donald Brashear and a 6th round draft pick in 2002.

## DECEMBER 28, 2001

Canucks acquire Tyler Bouck, Trevor Letowski, Todd Warriner and a 3rd round draft choice in 2003 from Phoenix, in exchange for Drake Berehowsky and Denis Pederson.

## JUNE 23, 2002

Canucks acquire Jeff Farkas from Toronto in exchange for Josh Holden.

## JUNE 26, 2002

Canucks acquire future considerations from Toronto in exchange for Ryan Bonni.

## SEPTEMBER 4, 2002

Canucks acquire Tomas Mojzis from Toronto in exchange for Brad Leeb.

## SEPTEMBER 21, 2002

Canucks acquire Sami Salo from Ottawa in exchange for Peter Schaefer.

## NOVEMBER 1, 2002

Canucks acquire Darren Langdon and Marik Malik from Carolina in exchange for Harold Druken and Jan Hlavac.

## JANUARY 20, 2003

Canucks acquire Chris Herperger and Chris Nielson from Atlanta in exchange for Jeff Farkas.

## JANUARY 24, 2003

Canucks acquire Mikko Jokela from New Jersey in exchange for Steve Kariya.

## FEBRUARY 5, 2003

Canucks acquire future considerations from Philadelphia in exchange for Todd Warriner.

**MARCH 11, 2003**

Canucks acquire Brad May from Phoenix in exchange for future considerations.

**JULY 25, 2003**

Canucks acquire Martin Grenier from Phoenix in exchange for Bryan Helmer.

**AUGUST 25, 2003**

Canucks acquire Johan Hedberg from Pittsburgh in exchange for a 2nd round draft pick in 2004.

**OCTOBER 30, 2003**

Canucks acquire Sean Pronger from Columbus in exchange for Zenith Komarniski.

**DECEMBER 17, 2003**

Canucks acquire Wade Brookbank from Nashville in exchange for future considerations.

**JANUARY 17, 2004**

Canucks trade Jiri Slegr to Boston for future considerations.

**FEBRUARY 16, 2004**

Canucks acquire Peter Sarno from Edmonton in exchange for Tyler Moss.

**MARCH 9, 2004**

Canucks acquire Martin Rucinsky from the NY Rangers in exchange for Martin Grenier and R.J. Umberger.

**MARCH 9, 2004**

Canucks acquire Marc Bergevin from Pittsburgh in exchange for a 7th round pick in the 2004 NHL Entry Draft.

**MARCH 9, 2004**

Canucks acquire Geoff Sanderson from Columbus in exchange for a 3rd round pick in the 2004 Entry Draft.

**MARCH 9, 2004**

Canucks acquire Sergei Varlamov from St. Louis in exchange for Ryan Ready.

**MARCH 9, 2004**

Canucks acquire Sylvain Blouin from Montreal in exchange for Rene Vydareny.

**JUNE 26, 2004**

Canucks acquire Dallas' 3rd round selection in the 2004 NHL Entry Draft in exchange for a 3rd round draft pick in 2005.

**AUGUST 3, 2005**

Canucks trade Brent Sopel to NY Islanders in exchange for a conditional pick in the 2006 NHL Entry Draft (3rd round).

**AUGUST 22, 2005**

Canucks acquire Steve McCarthy from Chicago in exchange for a 3rd round pick in the 2007 NHL Entry Draft.

**SEPTEMBER 9, 2005**

Canucks acquire Craig Darby from Tampa Bay in exchange for future considerations.

**OCTOBER 7, 2005**

Canucks acquire Jozef Balej and a conditional pick in the 2006 NHL Entry Draft from the NY Rangers in exchange for Fedor Fedorov.

**DECEMBER 2, 2005**

Canucks acquire Maxime Ouellet from Washington in exchange for a 5th round pick in the 2006 NHL Entry Draft.

**MARCH 9, 2006**

Canucks acquire Mika Noronen from Buffalo in exchange for a 2nd round pick in the 2006 NHL Entry Draft.

**MARCH 9, 2006**

Canucks acquire Sean Brown from New Jersey in exchange for a 4th round pick in the 2006 NHL Entry Draft.

**MARCH 9, 2006**

Canucks acquire Eric Weinrich from St. Louis in exchange for Tomas Mojzis and a 3rd round pick in the 2006 NHL Entry Draft.

**MARCH 9, 2006**

Canucks acquire Keith Carney and Juha Alen from Anaheim in exchange for Brett Skinner and a 2nd round pick in the 2006 NHL Entry Draft.

**MARCH 9, 2006**

Canucks acquire a 4th round pick in the 2007 NHL Entry Draft from Atlanta in exchange for Steve McCarthy.

**JUNE 23, 2006**

Canucks acquire Roberto Luongo, Lukas Krajcek and a 6th round pick in the 2006 NHL Entry Draft from Florida in exchange for Bryan Allen, Alex Auld and Todd Bertuzzi.

**JULY 5, 2006**

Canucks acquire a 2nd round pick in the 2007 NHL Entry Draft and a pick (TBD) in 2009 from Los Angeles in exchange for Dan Cloutier.

**JULY 14, 2006**

Canucks acquire Taylor Pyatt from Buffalo

in exchange for a 4th round pick in the 2007 NHL Entry Draft.

**JANUARY 24, 2007**

Canucks acquire Colby Genoway from Anaheim in exchange for Joe Rullier.

**FEBRUARY 26, 2007**

Canucks acquire Brent Sopel from LA Kings in exchange for a 2nd round pick in 2007 or 2008 and a 4th round pick in the 2008 NHL Entry Draft.

**FEBRUARY 26, 2007**

Canucks acquire Bryan Smolinski from the Chicago Blackhawks in exchange for a 2nd round pick in the 2007 NHL Entry Draft.

**JUNE 23, 2007**

Canucks acquire Ryan Shannon and a conditional pick from Anaheim in exchange for Jason King and a conditional pick.

**JUNE 23, 2007**

Canucks acquire Jimmy Sharrow from Atlanta in exchange for Jesse Schultz.

**AUGUST 1, 2007**

Canucks acquire Zack FitzGerald from St. Louis in exchange for F-P. Guenette.

**FEBRUARY 26, 2008**

Canucks acquire Matt Pettinger from Washington in exchange for Matt Cooke.

**JULY 4, 2008**

Canucks acquire Steve Bernier from Buffalo in exchange for a 2nd round pick in 2010 and a 3rd round pick in the 2009 NHL Entry Draft.

**SEPTEMBER 2, 2008**

Canucks acquire Lawrence Nycholat from Ottawa in exchange for Ryan Shannon.

## JANUARY

### JANUARY 4

**1984:** Thomas Gradin earns his 408th career point, moving past Don Lever as the Canucks' all-time scoring leader. Vancouver and Los Angeles play to a 3-3 tie.

### JANUARY 5

**1993:** Pavel Bure receives 246,447 fan votes, becoming the first Canuck player to be voted to play in the NHL All-Star game.

**2006:** The Vancouver Canucks were awarded two penalty shots in a single period for the second time in franchise history. Alexandre Burrows was unsuccessful at 0:34 and Jarkko Ruutu scored at 17:58 of the third period at Chicago.

### JANUARY 8

**2003:** Canucks Head Coach Marc Crawford earns the right to coach the Western Conference All-Star Team at the 53rd NHL All-Star Game, becoming the first Canucks Head Coach to do so.

### JANUARY 9

**1987:** Pat Quinn, Head Coach of Los Angeles Kings, who has accepted the position of President and General Manager of the Vancouver Canucks, is suspended from the league by NHL President John Ziegler. Ziegler also levies fines on Vancouver and Los Angeles.

### JANUARY 10

**1998:** Messier reaches the 1,000 assist plateau on a Mogilny goal vs Florida becoming only the sixth player in NHL history to reach the milestone. Messier joins the list with Gretzky, Coffey, Howe, Dionne and Bourque.

### JANUARY 12

**1996:** Bret Hedican appears at the NHL All-Star Game after completing one revolution of the ice surface in a time of 13,477 seconds at the Vancouver Canucks Super Skills competition on December 16th. Hedican placed second behind Mike Gartner who finishes the lap in 13,375 seconds.

### JANUARY 13

**2000:** Mark Messier is named to the North American All-Star Team. It is the 14th time Messier has been named an All-Star.

**2004:** The Canucks win their eighth consecutive road game establishing a new club record. The previous record of five straight wins on the road had been accomplished five times.

### JANUARY 14

**1978:** Canucks iron man Don Lever plays in his 437th consecutive game, a club record, but suffers a broken cheekbone and misses the next five games.

### JANUARY 15

**2002:** Canucks officially change the name of their charitable arm from Canuck Foundation to the Canucks For Kids Fund.

### JANUARY 16

**2003:** Trevor Linden becomes only the second player in Canucks history to play 800 games in a Canucks uniform. Stan Smyl was the first.

### JANUARY 17

**1988:** Stan Smyl scores two goals in a 6-5 victory over Winnipeg. His second goal is the 250th of his career.

**1999:** Canucks acquire Ed Jovanovski, Dave Gagner, Mike Brown, Kevin Weekes and a first round draft pick in the 1999

or 2000 NHL Entry Draft from Florida in exchange for Pavel Bure, Bret Hedican, Brad Ference and a third round pick (in the year that Florida exercises the right to convey the first round pick to Vancouver).

**2003:** Canucks Head Coach Marc Crawford becomes the team's all-time leader with his 143rd win behind the Canucks bench. He surpasses the record held by Harry Neale. Crawford finishes the 2002-03 season with 161 wins.

**2008:** Markus Naslund plays in his 1000th NHL game at Detroit, becoming the fifth Canuck and 226th player in League history to accomplish this feat.

### JANUARY 18

**1998:** The NHL All-Star Game is held in Vancouver for the first time since Jan. 25, 1977. The North American All-Stars defeated the World Team All Stars 8-7. Mark Messier plays for North America and records a goal and an assist. Pavel Bure plays for the World Team and records an assist.

### JANUARY 19

**1971:** Rookie defenceman Dale Tallon is the first player to represent Vancouver in the NHL All-Star Game, played at Boston Garden.

**1972:** Andre Boudrias becomes the first Canuck in history to reach 100 career points in a 6-1 win at Pittsburgh.

**1993:** Vancouver loses 5-2 to the defending Stanley Cup champion Pittsburgh Penguins, ending the club's 18-game home unbeaten streak.

### JANUARY 20

**1976:** Dennis Ververgaert represents Vancouver in the NHL All-Star Game, played in Philadelphia. He scores two goals ten seconds apart in the third period, to set an All-Star Game record.

**1995:** Canucks open their 25th season in the NHL with a 1-1 tie vs Dallas Stars at the Pacific Coliseum. The season was postponed until a new Collective Bargaining Agreement was reached. The CBA agreement was reached on January 13, 1995.

### JANUARY 21

**1975:** Gary Smith becomes the first Canuck to be voted to the NHL All-Star Game, held in the Montreal Forum. Smith plays 30:43 for the Clarence Campbell Conference, backing up starter Bernie Parent. Defenceman Tracy Pratt also represents Vancouver in the Wales Conference 7-1 victory.

### JANUARY 24

**1976:** Chris Oddleifson becomes the first Canuck to tally two short-handed goals in one game, scoring twice in the second period vs Toronto in a 5-5 tie.

**1999:** Head Coach Mike Keenan is relieved of his duties. Marc Crawford is hired as the 15th Canucks Head Coach in history.

**1999:** Mattias Ohlund and Markus Naslund play for the World All-Stars in the 1999 NHL All-Star Game in Tampa, Florida. Ohlund records a goal and an assist while Naslund adds an assist. The North American All-Stars win the game 8-6 with Wayne Gretzky named MVP.

### JANUARY 25

**1977:** The NHL All-Star Game is played in Vancouver's Pacific Coliseum. Defenceman Harold Snepsts represents the Canucks. The Campbell Conference loses 4-3 to the Wales Conference.

### JANUARY 27

**1996:** The Canucks debut the 'Third Jersey' vs the New York Islanders in a 6-3 win at General Motors Place. The Canucks 'Third Jersey' colours are red, accented with yellow and black.

## JANUARY 28

**2002:** Defenceman Brent Sopel is named NHL Player of the Week. Sopel becomes the first defenceman that season to win the award.

**2002:** Markus Naslund records his second hat trick of the season, and takes over the NHL lead for points scored with 57. This marks the first time in club history that a Canucks player has led the league in scoring after January 1st.

## JANUARY 29

**1974:** For the first time, the Canucks have two representatives in the NHL All-Star game, right winger Bobby Schmautz and defenceman Jocelyn Guevremont.

## JANUARY 30

**1992:** The Canucks defeat Chicago 4-1 at home to post the first winning record (7-3-1) in the month of January in club history.

## JANUARY 31

**1978:** Rick Blight scores two goals as Canucks defeat Washington 4-2 for the franchise's 200th victory.

## FEBRUARY

## FEBRUARY 1

**1975:** Ken Lockett becomes the first Canucks goalie to surrender a penalty shot goal when Steve Atkinson of Washington beats him.

**2002:** Markus Naslund is named NHL Player of the Month for January.

**2002:** Longtime Canucks P.A. Announcer and Canucks Alumni member John Ashbridge was presented with the NHL Alumni "7th Man Award." The presentation was made during the 52nd NHL All-Star Weekend, recognizing a member of the NHL family who has contributed behind the scenes for a significant period of time.

## FEBRUARY 2

**2002:** For the second straight season, Ed Jovanovski and Markus Naslund represent the Canucks at the NHL All-Star game. Naslund scored the game-winning goal on his way to a three point night (2-1-3), while Jovanovski notched a goal for the North American Team.

**2003:** The Canucks are represented at the 53rd NHL All-Star Game in Florida by Markus Naslund, Todd Bertuzzi and Ed Jovanovski. The Canucks coaching staff of Marc Crawford, Jack McIlhargey and Mike Johnston also represent Vancouver. It is the largest Canucks representation at an NHL All-Star Game.

## FEBRUARY 3

**2006:** Head Coach Marc Crawford becomes the third youngest coach in NHL history to accumulate 400 wins after Vancouver celebrated a 3-1 victory against Calgary. Only Scotty Bowman (43 years, 148 days) and Glen Sather (44 years, 198 days) were younger than Marc Crawford (44 years, 335 days old) to reach the 400 win mark.

## FEBRUARY 4

**1978:** Murray Bannerman plays third period of a 5-1 loss to Chicago and does not allow a goal. He remains the only Canuck goaltender who has never been scored on.

**2001:** Ed Jovanovski and Markus Naslund play in the 2001 NHL All-Star game in Colorado. Naslund was a member of the World Team and recorded a goal and an assist. Jovanovski notched an assist for the North American Team.

**2002:** Todd Bertuzzi ties the club record for consecutive games with a point. The 15-game streak ties Petr Nedved's mark set back in 1992-93 and equaled the longest streak in the NHL during the 2001-02 season. Bertuzzi recorded 19 points (7-12-19) during the 15 games.

## FEBRUARY 6

**2004:** Longtime Canucks employee Norm Jewison is named the 2004 NHL Alumni "7th Man." The "7th Man Award" is awarded annually to a member of the NHL family who has contributed behind the scenes for a significant period of time. In Norm's case, he began working for the Vancouver Canucks prior to the 1977-78 season. He was formally presented his award at the NHL Alumni All-Star Awards Dinner in Minneapolis, Minnesota.

**2006:** Henrik Sedin is named the NHL's Offensive Player of the Week for the period ending Sunday, February 5, 2006. He recorded 7 points (2-5-7) in three games played.

## FEBRUARY 7

**1996:** Dave Babych appears in his 1,000th NHL game. Babych joins Ryan Walter and Pit Martin as the only three players to appear in their 1,000th game in a Canucks uniform. Babych becomes the 109th player in NHL history to play in 1,000 regular season NHL games.

## FEBRUARY 8

**2001:** The Canucks and the San Jose Sharks play to the first scoreless draw in Vancouver. The game marks the third time in Canucks history they have played to a zero-zero tie.

## FEBRUARY 9

**1971:** Rosaire Paiement sets a club record with four goals against Buffalo in a 6-3 victory.

## FEBRUARY 10

**1981:** Winger Tiger Williams and defenceman Kevin McCarthy are both voted to the Campbell Conference Team for the NHL All-Star Game held at the Los Angeles Forum.

## FEBRUARY 11

**1982:** NHL history is made when referee Kerry Fraser awards Vancouver two penalty shots in the same period. Thomas Gradin and Ivan Hlinka both convert their opportunities on Detroit goaltender Gilles Gilbert. Hlinka's shot comes with 30 seconds remaining in the third period and gives the Canucks a 4-4 tie.

## FEBRUARY 13

**1998:** Mattias Ohlund (Sweden), Jyrki Lumme (Finland) and Pavel Bure (Russia) become the first Canucks players to play in the Olympic Games during the season. The NHL closes for a two week "Winter Break" to allow NHL players to play in Nagano, Japan. Bure won a silver medal and Lumme won a bronze.

## FEBRUARY 16

**1971:** Rosaire Paiement becomes first Canuck to earn five points in a game with three goals and two assists in a 5-4 victory over the defending Stanley Cup champion Boston Bruins. Andre Boudrias becomes first Vancouver player to score 20 goals, followed by Paiement, who tallies his 20th later that same period.

**2004:** Trevor Linden becomes the Canucks all-time leader in games played after recording his 897th game in a Canucks uniform. The record of 896 had been held by Stan Smyl since 1990-91. Linden finished the 2003-04 season having played in 919 games with Vancouver.

## FEBRUARY 17

**2003:** Dan Cloutier is named NHL Player of the Week for the period ending February 16th.

## FEBRUARY 18

**2007:** Trevor Linden plays his 1,300th career NHL game versus Colorado. In 1,300 games played the Canucks veteran recorded 364 goals, 482 assists and 846 points.

## FEBRUARY 22

**1981:** Dennis Kearns retires as the Canucks' all-time leader in games played (677) and the all-time leading scorer among Canuck defencemen with 321 points.

## FEBRUARY 23

**2001:** The Canucks travel to Belleville, Ontario from Toronto by train and participate in an outdoor game of shinny. The game is versus the Belleville Bobcats, a minor hockey team that Marc Crawford played for growing up.

**2003:** Markus Naslund scores his 40th goal of the season, becoming the first player in Canucks history with 40 or more goals in three straight seasons. Also, in the same game, Dan Cloutier wins his 30th game of the season, becoming the first goaltender in Canucks history to post back-to-back 30 (plus) win seasons.

## FEBRUARY 24

**2002:** Ed Jovanovski and Canucks Vice President of Player Personal Steve Tambellini, help Team Canada win its first Olympic Gold Medal in Ice Hockey in 50 years. The Canucks hold an open practice and show the Gold Medal broadcast before more than 9,000 fans, the largest single gathering in Canada for the game.

**2003:** Brendan Morrison is named NHL Player of the Week for the period ending February 23rd.

## FEBRUARY 25

**1971:** Canucks are victimized by the Boston Bruins, who score three goals in an NHL record 20 seconds.

**2003:** Canucks defeat Atlanta 8-0 to extend their club record unbeaten streak to 14 games. The streak consists of 10 wins and four ties, including a 5-0-2 record at both home and on the road.

## FEBRUARY 27

**1985:** Stan Smyl scores his 187th career goal to pass Don Lever as the Canucks' all-time leading goal-scorer. Vancouver loses 11-5 in Detroit.

**1996:** Trevor Linden passes Don Lever's team record of 437 consecutive games played vs Pittsburgh in a 4-7 loss. Linden had not missed one NHL regular season game since October 4, 1990.

**1997:** Martin Gelinas becomes the ninth player in Canucks history to record four goals in a single game. Gelinas recorded the goals in Vancouver vs the Phoenix Coyotes. The previous Canucks player to score four goals in a single game was Pavel Bure on October 12, 1992 vs Winnipeg.

## FEBRUARY 28

**1986:** Richard Brodeur becomes the first Canuck netminder to register 100 career wins in a 3-1 victory vs Philadelphia.

## FEBRUARY 29

**1984:** Patrik Sundstrom collects a goal and six assists for a seven point night, setting new team records for assists and points in one game, as the Canucks win 9-5 in Pittsburgh. Sundstrom

becomes only the third player in NHL history to earn six assists in a road game, after Detroit's Billy Taylor (7 in 1947 vs. Chicago) and Boston's Bobby Orr (6 in 1973 vs Vancouver).

**1996:** Alexander Mogilny records his 50th goal of the season vs the St. Louis Blues at General Motors Place. Mogilny joins Pavel Bure (60 goals in 1992-93, 1993-94) as the only two Canucks to score 50 goals in a single NHL season. Mogilny finishes the season with 55 goals, 52 assists in 79 games played.

**1996:** Alexander Mogilny becomes the fourth player in NHL history to score 50 goals with two NHL teams (Buffalo/Vancouver): Pierre Larouche (Pittsburgh/Montreal), Wayne Gretzky (Edmonton/Los Angeles) and Pat LaFontaine (New York Islanders/Buffalo) are the other three.

## MARCH

### MARCH 1

**1993:** Pavel Bure scores his 50th goal against Grant Fuhr of the Buffalo Sabres in a neutral site game at Hamilton's Cops Coliseum. It is Bure's 63rd game. Dixon Ward and Robert Dirk assist on the historic goal. Canucks win 5-2.

### MARCH 2

**2000:** Mark Messier records a point, giving him 1,700 for his career. Messier becomes only the fourth player in NHL history to record 1,700 points.

### MARCH 7

**1995:** Canucks President and General Manager Pat Quinn signs a five-year contract extension.

### MARCH 8

**1985:** Thomas Gradin scores the 500th point of his NHL career, becoming first Canuck to reach that milestone. Canucks beat Los Angeles 4-3.

**2004:** Trevor Linden records two assists to become the Canucks all-time leader in points scored by notching his 673rd point. Linden finishes the season with 680 points, surpassing the long standing club record previously held by Stan Smyl (672).

### MARCH 9

**1973:** Andre Boudrias scores on Roger Crozier in the first penalty shot awarded to a Vancouver player. The Canucks defeat Buffalo 5-2.

**2007:** Roberto Luongo posts his 39th win of the season in San Jose setting a new franchise record for wins by a Vancouver goaltender in a single season.

### MARCH 10

**2001:** Markus Naslund scores his 39th goal to become the highest scoring Canucks captain in a single season. Stan Smyl recorded 38 goals in 1982-83.

**2005:** The National Hockey League's Board of Governors approves the 50 per cent acquisition of the Vancouver Canucks to the Aquilini Investment Group.

**2007:** Mattias Ohlund collected his 300th career point with an assist vs the Kings on March 10th at the Staples Center in Los Angeles.

### MARCH 12

**2002:** Artem Chubarov becomes the first player in NHL history to have his first four career goals all be game-winners. Nine players previously held the record with three game-winners to begin a career.

## MARCH 13

**1976:** Vancouver plays its only penalty-free contest as neither the Canucks nor New York Rangers are assessed any penalties by referee Lloyd Gilmour. Canucks lose 7-3 to the Rangers.

**2007:** Canucks centre, Brendan Morrison plays his 500th consecutive NHL game. By the end of the season, Morrison played 512 consecutive games and held the league iron man record.

## MARCH 14

**1973:** Dunc Wilson collects the first assist awarded to a Canucks goalie on a goal by Andre Boudrias. The goal marks the sixth straight game Boudrias has scored, setting a club record. Vancouver defeats California Seals 5-2.

**1995:** Kirk McLean appears in his 378th game as a Vancouver Canuck passing Richard Brodeur's record of 377 games played as a Canucks goaltender.

**2006:** The Vancouver Canucks and CHUM Radio announce Team 1040 as the exclusive radio carrier of Canucks games for six seasons, beginning in 2006-07.

## MARCH 19

**1971:** Rosaire Paiement scores his 30th goal of the season, becoming the first Canuck ever to reach that mark. Vancouver defeats Pittsburgh 6-4.

## MARCH 20

**1993:** Ryan Walter plays in his 1,000th NHL game against the New York Islanders at the Pacific Coliseum.

**2000:** Markus Naslund is named NHL Player of the Week. In three games, Naslund has three goals and five assists.

## MARCH 21

**2001:** Markus Naslund and Mattias Ohlund are named to the 2002 Swedish Men's Olympic Hockey Team.

**2005:** Canucks Vice-President and Assistant General Manager Steve Tambellini is appointed as Team Canada's General Manager for the 2005 IIHF Men's World Hockey Championship in Austria, April 30 to May 15, 2005. Tambellini's appointment as GM marks the eighth time that he has represented Canada in either an executive position or as a player.

## MARCH 22

**1988:** Stan Smyl becomes the first Canuck to play in 800 regular season games. Vancouver loses a 5-3 decision in Toronto.

## MARCH 23

**1984:** Tony Tanti scores his 43rd and 44th goals of the year, including one in overtime in a 4-3 win over Winnipeg, to set a record for goals in a season.

**1994:** Pavel Bure scores his 50th goal on an empty net vs the LA Kings.

**1996:** The Canucks pass a season high attendance record on March 23rd vs. Calgary. Vancouver recorded 28 sellout games at General Motors Place with a total of 729,629 people attending home games. An average of 17,795 people per game.

## MARCH 24

**1992:** Kirk McLean backstops the Canucks to a 4-2 win at Minnesota, earning his club record 38th win.

**2003:** Todd Bertuzzi is named NHL Player of the Week for the period ending March 23rd.

## MARCH 25

**1973:** Don Tannahill scores his second NHL hat trick in a 7-4 Canuck victory over Toronto. He is the first Canucks rookie to register 20 goals, finishing the season with 22.

**1996:** Alexander Mogilny records his 100th point of the season vs. Los Angeles by assisting on Cliff Ronning's goal in the first period. Mogilny becomes the second Canuck to record 100 points in a season. Pavel Bure records 107 points (60-47-107) during the 1993-94 season and 110 points (60-50-110) during the 1992-93 season.

## MARCH 26

**1997:** Gino Odjick passes his previous record and Canucks record of 370 penalty minutes in a single season (1992-93) by recording his 371st penalty minute (fighting) in a game vs. the Anaheim Mighty Ducks. Odjick's 371 penalty minutes makes him the NHL's most penalized player during the 1996-97 season.

**2002:** Trevor Linden plays the 1,000th game of his NHL career. Through his first 1,000 games, Linden played 758 games for Vancouver, 107 with the New York Islanders, 107 with Montreal and 28 with Washington. Linden becomes the fourth player to reach the milestone while with Vancouver (Dave Babych, Ryan Walter, Pit Martin).

**2002:** Goaltender Dan Cloutier sets a new club record with his seventh shutout of the season, posting a 4-0 win over the Los Angeles Kings.

## MARCH 27

**1982:** Coach Harry Neale is handed a 10-game suspension by the NHL for his involvement in an altercation with the crowd in Canucks' Mar. 20th game in Quebec City. Defenceman Doug Halward is given a seven game suspension. Roger Neilson takes over as coach and Canucks win 7-2 over Calgary.

**1999:** Adrian Aucoin scores two goals (20th & 21st of the season) vs. Montreal to break the Canucks record of most goals by a defenceman in a single season. The previous record was set by Doug Halward who scored 19 goals in the 1982-83 season.

**2000:** Canucks defenseman Mattias Ohlund is nominated for the Bill Masterton Memorial Trophy. The award, voted on by the Professional Hockey Writers Association, is for sportsmanship, perseverance and dedication to hockey.

**2003:** Markus Naslund records his 100th point of the season, becoming only the third player in team history to reach the 100 point mark (Bure, Mogilny). Naslund finished the year with 104 points.

**2004:** Marc Crawford becomes the first coach in Canucks history to win at least 200 games. The club's all-time leader in wins, Crawford, reaches the milestone when Vancouver defeated the Dallas Stars 3-2 in overtime.

## MARCH 28

**1971:** Vancouver sets a club record with 11 goals in an 11-5 win over the California Seals.

**1996:** Pat Quinn takes over as Head Coach of the Vancouver Canucks, replacing Rick Ley who was hired as Head Coach on August 10, 1994.

## MARCH 29

**1983:** Stan Smyl scores two goals and establishes a new club record with 88 points in one season, as Canucks lose 7-4 to Edmonton. Darcy Rota collects two assists and establishes a club record 14 game point streak.

**2003:** Canucks establish a new club record with 103 points, eclipsing the previous record of 101 set in 1992-93. The club finishes the season with 104 points. With the 5-1 road win at Los Angeles, the Canucks also establish a new team record for road wins with 23.

**2006:** The Canucks record their 40th win of the 2005-06 season at home versus the Wild. The win represents the fourth consecutive 40 (plus) win season and the seventh overall in club history.

**2007:** Vancouver announces the four-year contract extension of defenceman Sami Salo. Salo set career highs with 14 goals and 37 points in the season.

## MARCH 30

**1984:** Patrik Sundstrom earns two points to set a club record for points in a season (91) in a 3-3 tie with Minnesota. Tony Tanti scores his 45th goal of the year, also a club record.

## APRIL

### APRIL 1

**1989:** Trevor Linden becomes the first Canucks rookie to score 30 goals in a season. Vancouver loses 6-4 in L.A.

**1993:** Pavel Bure scores a third period goal against goaltender Pat Jablonski of Tampa Bay, becoming the first Canucks player to reach the 100 point mark. Canucks win 5-3. He finishes the season with a club record 110 points.

### APRIL 2

**1975:** Ken Lockett becomes first Canucks netminder to register consecutive shutouts as Vancouver earns its team-record eighth shutout of the season, 4-0 over California.

**1993:** Frank Griffiths is named to the Hockey Hall of Fame in the Builders' Category.

### APRIL 3

**1999:** Adrian Aucoin scores his 18th power-play goal of the season. With the goal, Aucoin ties a NHL record for most power-play goals by a defenceman in a season with 18. Denis Potvin also had 18 power-play goals for the New York Islanders in 1975-76.

**2004:** The Canucks won the Northwest Division title for the first time in 11 years with a 5-2 win versus the Edmonton Oilers. They finished the season with 101 points, tying the second highest total in club history. It marked the fourth time in club history that they have won a division title.

**2004:** Vancouver plays its final regular season game of the 2003-04 season before a sold-out General Motors Place. The Canucks sell-out every regular season home game for the first time in club history.

### APRIL 4

**1994:** Pavel Bure is named NHL Player of the Month for March after scoring 19-11-30 in 16 games. It is the second highest point total in any one month in Canucks history. Bure joins goaltender Kirk McLean as the only Vancouver player to receive the award.

### APRIL 5

**1980:** Thomas Gradin ties club mark for most goals by a centre with his 30th goal in the season finale. Stan Smyl becomes only NHL player to lead his team in goals (31), assists (47), points (78) and penalty minutes (204) in one year.

### APRIL 6

**1979:** Ron Sedlbauer finishes the season as the first 40-goal scorer in club history.

### APRIL 7

**1993:** Kirk McLean backstops Vancouver to a 5-4 overtime win over Edmonton, earning his club record 127th career victory, passing Richard Brodeur.

**1994:** Chairman and team owner Frank A. Griffiths passes away after a lengthy illness. In his memory, the players wear a patch on their uniform with the inscription "2 points F.G., Mr.

Griffiths' signature phrase.

**2007:** Vancouver establishes a new franchise record with their 49th win of the season at San Jose. The win also secures the highest point total in club history (105) and clinches first place honours in the Northwest Division.

**2007:** Roberto Luongo sets a new career-high 47 wins in 76 games played. The career best season ranks tied for second all-time in the NHL alongside Bernie Parent's record set in 1973-74.

### APRIL 8

**1982:** Tiger Williams scores at 14:20 of overtime to give Vancouver its first playoff overtime win, 2-1 over Calgary.

### APRIL 9

**1989:** Vancouver evens its playoff series with Calgary at two games each, following a 5-3 win at home. Trevor Linden sets a new club record with four points in a game, scoring 1-3-4. The Canucks also set a new team playoff mark with four power-play goals.

### APRIL 10

**1982:** The Canucks win a playoff series for the first time, sweeping the Flames in three straight, as Vancouver wins 3-1 in Calgary. Richard Brodeur was brilliant, forging a 1.55 average in the three games, stopping 103 of 108 shots in the series.

### APRIL 11

**1993:** Pavel Bure scores his 60th goal in a 6-3 win over Calgary at the Pacific Coliseum.

### APRIL 12

**1999:** Garth Snow and the Canucks shutout the Calgary Flames 2-0 at the Saddledome in Calgary. The shutout is Snow's sixth of the season, which ties a club record for most shutouts in a single season. Snow ties Gary Smith's team record as Smith recorded six shutouts in the 1974-75 campaign.

### APRIL 13

**1975:** Following a first-round bye for finishing first in the Smythe Division, the Canucks appear in their first playoff game, a 6-2 loss to the Canadiens in the Montreal Forum.

**1989:** Vancouver, playing in the sixth game of a playoff series for the first time in franchise history, forces a seventh and deciding game with a 6-3 home ice win over the Flames. The Canucks explode for four second period goals, setting club playoff records for fastest two goals (0:15) and fastest three goals (2:18).

**1994:** Pavel Bure scores his 60th goal of the season becoming just the eighth player in NHL history to twice score 60 or more goals in a season.

**2002:** Canucks finish the regular season with 254 goals, to the lead the NHL in goal scoring for the first time in franchise history.

**2006:** Trevor Linden plays in his 1,000th career game in a Canucks uniform, making him the first player in franchise to reach this milestone.

### APRIL 14

**1999:** Mark Messier records one assist in a game at home versus the Calgary Flames. With the assist, he passes Gordie Howe for fourth on the all-time career NHL assist list with 1,050.

**2000:** Adrian Aucoin, Ed Jovanovski, Andrew Cassels, Brendan Morrison and Todd Bertuzzi are all named to represent Team Canada at the World Hockey Championships in Russia. Peter Schaefer also represents Canada in the tournament.

### APRIL 15

**1975:** Garry Monahan scores the game-winner as the Canucks record their first playoff win, 2-1 over Montreal in the Forum.



**1993:** Vancouver comes from behind to defeat Los Angeles 8-6, breaking the 100 point barrier for the first time. Vancouver finishes with 101 points and a record 46 wins.

**2006:** In the last regular season home game of the season, the Canucks defeat the Colorado Avalanche 4-3 in overtime in front of a capacity crowd. This marks the 127th consecutive sell-out and the second straight season in which all 41 regular season home games were sold-out.

## APRIL 16

**1992:** The Canucks close out the 1991-92 regular season with a 4-4 tie against Calgary, setting franchise records for points (96) and wins (42).

## APRIL 17

**1975:** Vancouver's first ever home playoff game was a 4-1 loss to Montreal. John Gould scored the first playoff goal by a Canuck in the Pacific Coliseum.

## APRIL 18

**1992:** Pavel Bure is named NHL Rookie-of-the-Month for March/April.

## APRIL 19

**1975:** Canucks are shutout in the playoffs for the first time, 4-0 at home to Montreal. Ken Dryden earned the shutout.

## APRIL 21

**1982:** Vancouver eliminates Los Angeles from the playoffs with a 5-2 home ice win, taking the series 4-1. Darcy Rota ties club playoff mark for goals in a series (4). Stan Smyl sets new records for assists (5) and points in a series (7). Smyl also earns points in a team record sixth straight playoff game (2-6-8).

## APRIL 22

**1975:** Canucks participate in their first playoff overtime game, losing 5-4 to Montreal. Guy Lafleur, with his third game-winning goal of the series, scores the winner at 17:06 of overtime.

## APRIL 23

**2008:** Canucks name Mike Gillis the tenth General Manager in club history. Gillis previously served as a NHL player representative for 15 years.

## APRIL 25

**2006:** Canucks relieve Head Coach Marc Crawford of his coaching duties.

## APRIL 27

**1982:** Vancouver takes the opening game of the Campbell Conference championship, defeating Chicago 2-1 in Chicago Stadium. Jim Nill scores the winning goal at 28:58 of overtime in the longest game in Canuck history. Richard Brodeur stopped 46 of 47 shots by Chicago, while Canucks had 41 shots against Tony Esposito.

## APRIL 30

**1994:** Pavel Bure scores at 2:20 of the second overtime period to give Vancouver a 4-3 win over Calgary and the club's third straight overtime win in a come-from-behind seven game playoff series. It is Vancouver's first seven game playoff series win.

## MAY

### MAY 1

**1982:** History is made when Vancouver plays its first game in the month of May. Canucks defeat Chicago 4-3.

### MAY 4

**2001:** Goaltender Dan Cloutier is added to Team Canada's World Championship Roster.

### MAY 6

**1982:** Vancouver scores a team playoff record six goals to beat Chicago 6-2, eliminating the Blackhawks 4-1. Canucks are presented with the Clarence Campbell Trophy.

**2004:** David Nonis is promoted to the position of Senior Vice-President and General Manager assuming responsibility for the leadership of the team. In his first act as General Manager, Nonis appoints Steve Tambellini to the position of Vice President and Assistant General Manager.

### MAY 7

**1995:** The Canucks make their fifth straight playoff appearance with a 2-1 loss vs. St. Louis. The Canucks went on to defeat the Blues 4 games to 3.

### MAY 8

**1982:** Canucks make their first-ever appearance in the Stanley Cup Final in Long Island. Vancouver loses 6-5 in overtime to the Islanders, as Mike Bossy scores at 19:58 of OT. Thomas Gradin ties club mark with two goals and an assist.

### MAY 14

**1973:** Canucks trade their original first round draft pick (1970) Dale Tallon to Chicago for goaltender Gary Smith and defenceman Jerry Korab.

### MAY 15

**1995:** In Game Five of their Conference Quarterfinal series versus the St. Louis Blues, the Canucks tally two shorthanded goals 17 seconds into the second period. They would go on to win 6-5 and set an NHL playoff record for the fastest two shorthanded goals by one team. The Canucks pass the old mark of 0:24 set by the 1978 Montreal Canadiens versus Detroit on April 23, 1978. Christian Ruutu scores at 4:31 of the second period, followed by Geoff Courtnall at 4:48.

### MAY 16

**2000:** The Canucks are nominated for the World Sports Humanitarian Hall of Fame's Pro Team Community Award.

### MAY 22

**1970:** Vancouver is awarded a National Hockey League franchise.

**1994:** Kirk McLean records his second consecutive playoff shutout over the Toronto Maple Leafs. McLean blanks the Leafs 4-0 in Game 3 and 2-0 in Game 4, both at the Pacific Coliseum. The shutouts give McLean four in the playoffs, equalling an NHL record.

**2001:** President and General Manager Brian Burke is named the "Executive of the Year" by The Sporting News.

### MAY 27

**1992:** Ryan Walter is named the Bud Light/NHL Man-of-the-Year for his work within the community.

## JUNE

### JUNE 2

**1994:** Vancouver plays hockey in the month of June for the first time in Game Two of the Stanley Cup Finals. NY Rangers win 3-1 at Madison Square Gardens. Pavel Bure has his 16 game point streak, two games shy of the NHL record, snapped.

### JUNE 3

**1997:** The Vancouver Canucks unveil a new logo, uniform and team colours to the city of Vancouver in a day-long event which started with players appearing all over the city and was highlighted by a kick off rally at the Vancouver Art Gallery.

### JUNE 4

**1996:** Tom Renney is hired as Head Coach of the Vancouver Canucks becoming the 13th head coach in Canucks history.

**2001:** Canucks unveil their new mascot at Canuck Place. The new mascot, an orca whale, was later named Fin through a contest.

### JUNE 5

**2001:** The Canucks reach a new five year deal with the Manitoba Moose of the AHL, to be the club's new farm team.

### JUNE 7

**1989:** The Canucks have three finalists for the NHL's major trophies for the first time in club history. At the awards presentation ceremonies, Trevor Linden finishes second in Calder Trophy voting, Bob McCammon is runner-up for the Jack Adams Trophy and Kirk McLean is third in voting for the Vezina Trophy.

### JUNE 8

**1989:** Trevor Linden is named The Hockey News Rookie-of-the-Year, as selected via fan balloting.

### JUNE 10

**1970:** Vancouver makes defenceman Gary Doak (from Boston) its first selection in the NHL expansion draft. Other top selections were, in order; Orland Kurtenbach, Ray Cullen, Pat Quinn and Rosaire Paiement.

### JUNE 11

**1970:** Canucks make defenceman Dale Tallon of Toronto Marlboros their first selection in the Amateur Draft, behind Buffalo's choice of Gilbert Perreault.

**2008:** Trevor Linden announces his retirement after 19 NHL seasons, recording 867 points (375-492-867) in 1382 regular season games with the Canucks, Montreal Canadiens, New York Islanders and Washington Capitals. In 1991-92, Linden is named Canucks captain, becoming the youngest captain in the NHL at 21 and served in this position for seven seasons. Linden also played in 124 Stanley Cup Playoff games, recording 99 points (34-65-99) and 104 penalty minutes. Of his 124 Playoff games, 118 came in a Canucks uniform, highlighted by his 25 points (12-13-25) in 24 games during the Canucks 1994 Stanley Cup run that concluded in a Game 7 versus the New York Rangers. Linden played in his final game on April 5, 2008 versus the Calgary Flames.

### JUNE 12

**2003:** The National Hockey League Players' Association announce that Markus Naslund was the recipient of the 2003 Lester B. Pearson Award for most outstanding player during the NHL regular season, as voted by members of the NHLPA.

Senator Frank Mahovlich, member of the Hockey Hall of Fame and Honorable member of the Canadian Senate, present the award to Naslund in a ceremony hosted by John Davidson at the Hockey Hall of Fame.

### JUNE 14

**1994:** Kirk McLean sets an NHL record for minutes played in the playoffs (1,544) but the Canucks lose Game 7 of the Stanley Cup Finals 3-2 to the NY Rangers.

**2007:** Canucks Head Coach, Alain Vigneault is named winner of the Jack Adams Award at the 2007 NHL Awards Show in Toronto. Vigneault earns Coach of the Year honours after leading Vancouver to a franchise record 49 wins and season-high 105 points. Vigneault was a finalist for the Jack Adams Award while serving as Head Coach of the Montreal Canadiens in the 1999-00 season.

### JUNE 16

**1992:** Pavel Bure receives the Calder Trophy as the league's top rookie, becoming the first Vancouver player to win a post-season award. Head Coach Pat Quinn captures the Jack Adams trophy as NHL Coach-of-the-Year, the first coach to win the award with two different teams. Quinn also receives Coach-of-the-Year honors by the Sporting News and the Hockey News. Goaltender Kirk McLean is voted a Second Team All-Star, the first Canuck to earn all-star status.

**1994:** Pavel Bure is selected the NHL's First Team All-Star Right Winger. He is the first and only Canuck to achieve the honor. It is the same day he signs a multi-year contract with the Canucks that makes him the highest paid player in franchise history.

### JUNE 18

**1996:** Goaltender Corey Hirsch is named to the NHL All-Rookie Team. Hirsch finishes the season with a 2.93 GAA after appearing in 41 games for a record of 17-14-6.

**1999:** The Canucks announce Jack McIlhargey and Mike Johnston as Assistant Coaches of the club, joining Head Coach Marc Crawford. The team also announces Stan Smyl as the new Head Coach of the Syracuse Crunch, Vancouver's top minor-league affiliate.

### JUNE 19

**2000:** The Canucks reach a deal with the Kansas City Blades of the IHL, to be the team's new farm team.

### JUNE 20

**2006:** Alain Vigneault named the 16th Head Coach in Vancouver Canucks history.

### JUNE 22

**1998:** Brian Burke is hired as President and General Manager of the Vancouver Canucks.

**2007:** Aquilini Investment Group complete the purchase of the Vancouver Canucks after acquiring the 50 percent interest of former partner, John McCaw, becoming the first local ownership group of the franchise in more than a decade.

### JUNE 26

**1999:** The Canucks make three trades on the morning of the NHL Entry Draft in Boston to secure the second and third overall selections. With the picks, Canucks President and General Manager, Brian Burke selects Daniel and Henrik Sedin of Modo in the Swedish Elite League.

### JUNE 28

**2001:** Canucks extend the contract of captain Markus Naslund

through the 2004-2005 season. Naslund set new career highs with 41 goals and 75 points in 2000-01.

## JULY

### JULY 1

**1989:** Canucks President Pat Quinn flies to Moscow and signs Soviet star centre Igor Larionov to a multi-year contract.

### JULY 3

**1991:** Stan Smyl retires as the Canucks all-time leader in games played (896), goals (267), assists (411) and points (673). He is named Assistant Coach.

### JULY 4

**1996:** Canucks Equipment Manager Pat O'Neill becomes the first recipient of the Larry Ashley Award. The Larry Ashley Award is presented to the trainer or equipment manager that best exemplifies the character and commitment to excellence displayed by Ashley throughout his career.

### JULY 5

**2006:** Vancouver Canucks and Manitoba Moose name Scott Amiel as Head Coach of the AHL affiliate.

### JULY 8

**1995:** Canucks reunite former Junior Hockey teammates Alexander Mogilny and Pavel Bure by acquiring Mogilny and a 5th round pick in exchange for Mike Peca, Mike Wilson and their 1st round pick (14th overall) at the 1995 NHL Entry Draft.

### JULY 13

**1999:** The Canucks sign unrestricted free agent Andrew Cassels.

### JULY 17

**1997:** Trail Smoke Eaters' trainer Ken Caputo becomes the second recipient of the Larry Ashley Award.

### JULY 22

**2005:** National Hockey League owners unanimously ratify the new collective bargaining agreement, bringing an official end to the 310-day lockout. One day prior, NHL players formally accepted the new deal with 87 percent of the membership voting in favour of the deal.

### JULY 28

**1997:** The Vancouver Canucks sign unrestricted free agent Mark Messier.

**1999:** 1999 First Round Draft Picks, Daniel and Henrik Sedin, both sign their first NHL contract with the Canucks.

## AUGUST

### AUGUST 10

**1994:** Rick Ley is hired as Head Coach of the Vancouver Canucks, becoming the 12th coach in the Canucks history.

### AUGUST 15

**2005:** The Vancouver Canucks and Manitoba Moose name Alain Vigneault as the Moose's Head Coach.

### AUGUST 18

**1998:** David Nonis is named Senior Vice-President, Hockey

Operations. Steve Tambellini is named Vice-President, Player Personnel, Mike Penny is named Vice-President, Amateur Scouting and Shawn Dineen is named Professional Scout.

### AUGUST 20

**1996:** Team Canada and Team U.S.A. play a pre-tournament game for the inaugural World Cup of Hockey at General Motors Place.

### AUGUST 29

**1996:** Team Canada defeats Team Russia 5-3 at General Motors Place in the first game of the World Cup of Hockey tournament. Trevor Linden plays for Canada while Alexander Mogilny plays for Team Russia. Trevor Linden records one assist in the game on a goal by Vincent Damphousse.

**1996:** The National Hockey League announces the 1998 NHL All-Star game will be played at General Motors Place. This is the second NHL All-Star Game to be played in Vancouver; the other was in 1977.

## SEPTEMBER

### SEPTEMBER 8

**1995:** Pavel Bure changes jersey numbers from #10 to #96.

### SEPTEMBER 15

**2000:** Canucks complete the American Airlines/NHL Challenge in Stockholm, Sweden. The Canucks held training camp in Sweden and defeated MoDo 5-2 and Djurgarden 2-1 to win the exhibition tournament.

**2000:** Canucks name Markus Naslund team captain in Stockholm, Sweden, following their overtime victory over Djurgarden. Naslund becomes the 11th captain in Canucks history.

**2004:** Unable to reach an amicable deal for both the NHL and NHLPA, NHL commissioner Gary Bettman announces a lockout.

### SEPTEMBER 16

**1995:** Head Medical Trainer, Larry Ashley, passes away after battling a lengthy illness. Larry cared for Canucks players for fourteen seasons and, in his memory, players wear the initials "LA" on their helmets. In recognition of Larry's service and contribution to the Vancouver Canucks Hockey Club, the training centre at General Motors Place is named the "Larry Ashley Training Facility."

**2001:** The Canucks hold their annual Blue-Silver intra-squad game at General Motors Place. Club raises \$134,250.25 for the American Red Cross Disaster Relief Fund in support of September 11th.

### SEPTEMBER 21

**1992:** Play-by-play broadcaster Jim Robson is named to the Hockey Hall of Fame.

### SEPTEMBER 23

**1995:** The Vancouver Canucks play their first preseason game at General Motors Place. Jeff Brown scored the first goal in the new facility in the Canucks 4-3 win over the Mighty Ducks of Anaheim.

### SEPTEMBER 25

**2001:** Canucks new mascot is officially named "Fin." The name was chosen from more than 2,000 fan entries.

### SEPTEMBER 28

**1995:** Trevor Linden signs a multi-year deal.

## OCTOBER

### OCTOBER 2

**2001:** Canucks unveil their new "Third Jersey" at a downtown press conference. The new "Third Jersey" is predominantly a two-colour jersey with a strong deep red and deep blue, accented with silver. It is the second alternate jersey in team history.

### OCTOBER 3

**1997:** Trevor Linden passes Canucks' captaincy on to Mark Messier while team is in Tokyo, Japan for "GAME ONE '97." Messier becomes 10th captain in team history.

### OCTOBER 4 & 5

**1997:** "GAME ONE '97" The Vancouver Canucks play the Mighty Ducks of Anaheim in a two-game series at Yoyogi Arena in Tokyo, Japan. The two split the games by a score of 3-2 in each game. It marked the first NHL game in history to be played outside N. America. Scott Walker becomes the first player to score a NHL regular season goal outside N. America. Attendance is 10,500 (sellout) for both games.

### OCTOBER 5

**1989:** Canucks open their 20th NHL campaign with a 4-1 setback to the Edmonton Oilers. Igor Larionov and Vladimir Krutov become the first Soviet players ever to appear in a Canuck uniform.

### OCTOBER 6

**2002:** Introduced by royal trumpets while entering on a red carpet, Queen Elizabeth II drops the ceremonial first puck before an exhibition game between Vancouver and San Jose. The British monarch, who last attended a hockey game 51 years ago, drops the puck between Canucks captain Markus Naslund and Mike Ricci of the Sharks. The 76-year-old monarch, flanked by local minor league players, is led to the centre of the rink -- where she is joined by Wayne Gretzky, the NHL's all-time leading scorer, and executive director of the gold medal-winning 2002 Canadian Olympic Hockey Team. Also at centre ice are Cassie Campbell, captain of the Canadian women's Olympic team, Canucks and Team Canada defenceman Ed Jovanovski and Hall of Fame television broadcaster Howie Meeker. The Queen is visiting Vancouver with her husband, Prince Philip, Duke of Edinburgh, as part of a 12-day tour of Canada, celebrating the 50th anniversary of her rule.

### OCTOBER 7

**1989:** Vladimir Krutov becomes the first Soviet player to score a goal in a Vancouver uniform. The goal is assisted by Igor Larionov. Vancouver beats Detroit 5-3.

### OCTOBER 8

**2000:** With their comeback 5-4 victory at Tampa Bay, the Canucks become just the third club since 1983-84 (the season when the 5:00 overtime rule was introduced) to win a game in regulation in which it trailed by two or more goals with three or fewer minutes remaining.

### OCTOBER 9

**1970:** Canucks play their first NHL game, losing 3-1 to the L.A. Kings at the Pacific Coliseum. Barry Wilkins scores the Canucks first goal at 2:14 of the third period against netminder Denis DeJordy. Attendance was 15,062.

**1995:** The Vancouver Canucks play the first regular season game at General Motors Place. The Canucks are defeated 5-3 by the Detroit Red Wings. Mike Ridley records the first regular season goal at General Motors Place. Kirk McLean plays in goal.

**1999:** In a pre-game ceremony, the Canucks unveil the 30 Greatest Canucks to celebrate the team's 30th year in the NHL.

**2005:** General Motors Place celebrates its tenth anniversary since the Canucks played their first regular season game at the venue.

### OCTOBER 10

**2002:** For the first time in Canucks history the club begins the regular season with a shutout victory. Dan Cloutier stopped all 19 shots in the 3-0 win at Calgary.

### OCTOBER 11

**1970:** Canucks earn their first NHL victory in their second game, a 5-3 win at home over Toronto. Wayne Maki scores two goals in the game.

### OCTOBER 14

**1979:** Edmonton's Wayne Gretzky scores his first NHL goal, against Canuck netminder Glen Hanlon, in a 4-4 tie at the Pacific Coliseum.

### OCTOBER 20

**1971:** Canucks are blanked for the first time in club history, losing 7-0 in Minnesota.

### OCTOBER 23

**1998:** Mark Messier scores the 600th goal of his NHL career at Florida at 12:58 of the third period against Florida's Kirk McLean.

### OCTOBER 27

**1971:** Canucks play to their first ever NHL shutout, skating to a 0-0 tie at Maple Leaf Gardens in Toronto. Dunc Wilson stopped 34 Leafs shots while the Canucks fired 20 at Toronto netminder Bernie Parent.

### OCTOBER 31

**1991:** Pavel Bure signs a multi-year contract and five days later plays in his first NHL game against Winnipeg.

## NOVEMBER

### NOVEMBER 1

**1991:** Kirk McLean is named NHL Player-of-the-Month for October after posting a 9-2-1 record and a 2.37 GAA. He is the first Canuck to receive the honour.

### NOVEMBER 2

**1999:** Peter Schaefer is named NHL Rookie of the Month for October. Schaefer recorded six goals and six assists in 13 games.

### NOVEMBER 3

**1991:** The Canucks honour Stan Smyl by retiring his No. 12 jersey.

### NOVEMBER 4

**1974:** Canucks trade Barry Wilkins, the scorer of Vancouver's first ever goal in the NHL, to Pittsburgh for defenceman Ab Demarco.

**1997:** Vancouver Canucks President and General Manager Pat

Quinn is relieved of his duties after serving in his position for 10 years. Interim General Manager duties are divided by Senior Vice-President, Hockey Operations Steve Tambellini, Head Coach Mike Keenan and Assistant GM Mike Penny.

## NOVEMBER 5

**1970:** Canucks record their first road victory, 4-1 at Buffalo. Canucks goalie Dunc Wilson stops the team's first penalty shot against Sabre Paul Andrea.

**1987:** Stan Smyl appears in his 684th game, passing Harold Snepsts as the Canucks' all-time leader in regular season appearances. The Canucks win 4-3 in Philadelphia.

## NOVEMBER 8

**1978:** Dennis Kearns becomes first player in Canuck history to play in 500 games as Vancouver wins 6-4 in Detroit.

## NOVEMBER 9

**1995:** Pavel Bure is checked by Steve Smith of the Chicago Blackhawks at the United Centre in Chicago. Bure tore his anterior cruciate ligament and misses the remainder of the season. Bure appeared in 15 games and recorded 6 goals and 7 assists. Pavel underwent arthroscopic anterior cruciate ligament reconstructive surgery at UBC Hospital seven days later.

## NOVEMBER 12

**1996:** John McCaw agrees to purchase all shares in Orca Bay held by Arthur Griffiths.

## NOVEMBER 13

**1997:** Head Coach Tom Renney and Assistant Coach Terry Bangen are relieved of their duties. Mike Keenan is hired as the 14th Canucks Head Coach in history.

## NOVEMBER 14

**1989:** Brian Bradley scores at 17:12 of the first period against the Washington Capitals, registering the 5,000th goal in franchise history. The Capitals goaltender is Bob Mason.

**1996:** Mike Fountain becomes the 19th goaltender in NHL history to record a shutout in his first NHL game by defeating the New Jersey Devils 3-0 in New Jersey.

**1996:** Dave Babych plays in his 300th game as a Vancouver Canuck becoming only the third player in NHL history to appear in 300 games with three different teams. Babych's 300th game as a Canuck is played vs the New Jersey Devils in New Jersey.

## NOVEMBER 16

**1996:** Gino Odjick becomes the Canucks all-time penalty minute leader after passing Garth Butcher's record of 1,668 in a Canucks uniform. The record was set in Montreal vs the Canadiens.

**2004:** Francesco Aquilini becomes a local ownership partner for John McCaw and the Vancouver Canucks, purchasing 50 per cent of the hockey club and General Motors Place.

## NOVEMBER 17

**1988:** Trevor Linden scores his first NHL hat trick, with three goals and one assist, in a 7-6 loss at Minnesota. Defenceman Harold Snepsts, who along with Stan Smyl is playing in his club record 11th season as a Canuck, becomes only the second Vancouver player to appear in 700 games.

## NOVEMBER 19

**1972:** Bobby Schmautz strikes for a club record-tying four goals and becomes the first Canuck to record hat tricks in consecutive games. The Canucks defeat Buffalo 9-5.

**1981:** Harold Snepsts becomes third player in Canuck history to appear in 500 games. Vancouver defeats Detroit 8-3.

## NOVEMBER 20

**1983:** Tony Tanti scores his 20th goal of the season in an 8-3 win over Los Angeles. He becomes the fastest Canuck to reach 20 goals, attaining the mark in 21 games.

## NOVEMBER 22

**1985:** Stan Smyl scores his 200th career goal, becoming first player in Canucks history to achieve that milestone. Vancouver loses 6-5 to New Jersey.

## NOVEMBER 23

**2007:** Roberto Luongo establishes a shutout streak stretching over five games from November 23 to December 2. The streak included three consecutive shutouts vs Chicago, Anaheim and Columbus. The Canucks netminder sets a new franchise record and surpasses his personal best record playing 210:34 without allowing a goal.

## NOVEMBER 25

**2002:** Trevor Linden scores his 263rd goal in a Canucks uniform surpassing the club record held by Stan Smyl. Linden's goal on Manny Fernandez was scored short-handed in the third period of Vancouver's 2-1 win at Minnesota.

## NOVEMBER 26

**1986:** Petri Skriko scores his third hat trick in eight days, leading the Canucks to a 5-3 win over Los Angeles. Skriko, named the NHL's Player of the Week for Nov. 17-23, enjoys the hottest scoring period of any player in Canuck history, scoring 12 goals and 2 assists for 14 points in a span of five games.

## NOVEMBER 30

**2002:** Canucks defeat Florida 5-2, extending their winning streak to 10 games. The club record includes five wins at home and on the road with the Canucks outscoring their opponents 41-20 during the 10 games.

## DECEMBER

### DECEMBER 2

**2002:** Goaltender Dan Cloutier is named NHL Player of the Month for November. Cloutier becomes just the fourth Canuck to win the award. During the month of November, Cloutier posted an 11-1-0 record with a .920 save percentage and a 2.15 GAA.

### DECEMBER 3

**1996:** Trevor Linden's "Iron man" streak of 482 consecutive regular season NHL games played comes to an end vs Philadelphia when Trevor suffers a grade-two medial collateral ligament sprain in his knee.

### DECEMBER 4

**1996:** Jyrki Lumme passes Doug Lidster as the Canucks all-time leading scorer in defenceman when he scores a goal in the first period vs the Buffalo Sabres. The goal is Lumme's 66th goal as a Vancouver Canuck.

### DECEMBER 5

**1976:** Canucks celebrate their 500th franchise game in the NHL with a 4-2 win over Chicago.

**2007:** Markus Naslund becomes the franchise's outright leader for points scored in a Canucks uniform with an assist at Chicago for a total of 725 points, surpassing the former record held by Trevor Linden (724). Naslund finished the season with a total of 756 points scored as a Canuck (346-410-756).

## DECEMBER 7

**1995:** Orca Bay officially launch Orca Bay Online, a worldwide Internet web site ([www.orcabay.com](http://www.orcabay.com)), providing the latest information on the Vancouver Canucks, the Vancouver Grizzlies, Winning Spirit retail stores and the Greater Vancouver Open.

## DECEMBER 8

**1987:** Stan Smyl becomes first Canuck to appear in 700 regular season games. Vancouver drops a 3-2 decision to Minnesota.

## DECEMBER 9

**2005:** The Canucks play host to the Ottawa Senators at General Motors Place in front of the 100th consecutive sell-out crowd. The sell-out streak dates back to November 14, 2002 and consists of 88 regular season games and 12 playoff games.

## DECEMBER 12

**1970:** Orland Kurtenbach becomes first Canuck to tally three goals in a game in a 5-2 win over California.

## DECEMBER 13

**1992:** Vancouver and Quebec play to a 3-3 overtime tie, ending Vancouver's club record nine-game home winning streak.

**2001:** Canucks winger Jarkko Ruutu is named to the 2002 Finnish Men's Olympic Hockey Team. Ruutu went on to play four games for Team Finland at the Winter Games.

## DECEMBER 15

**1970:** Canucks defeat Philadelphia 3-2 for their sixth straight home victory, establishing a club record. Vancouver goes 10-3-2 in the first 15 home games of its existence.

**2001:** Canucks defenceman Ed Jovanovski is named to the 2002 Canadian Men's Olympic Hockey Team.

## DECEMBER 16

**1988:** Goodwill ambassador Walter "Babe" Pratt, an original member of the Canuck organization and also a member of the Hockey Hall of Fame, passes away at the age of 72 while in attendance at a Canuck-Flames contest in the Pacific Coliseum.

## DECEMBER 17

**1997:** Canucks draft choices Josh Holden, Brad Ference, Zenith Komarniski and Matt Cooke selected to Canadian National Junior Team.

## DECEMBER 18

**1997:** Arturs Irbe stops 38 shots in a 0-0 tie with the Sharks. Only the second scoreless tie in franchise history – last one: Oct. 27, 1971 at Toronto (Dunc Wilson).

## DECEMBER 21

**2005:** Todd Bertuzzi and Ed Jovanovski are named to the 2006 Canadian Men's Olympic Team. Vancouver Canucks Vice President and Assistant General Manager Steve Tambellini also joins the team as Director, Player Personnel. In addition, Canucks Assistant Medical Trainer Jon Sanderson is named to Team Canada's medical staff.

## DECEMBER 22

**2005:** Jarkko Ruutu and Sami Salo are named to Team Finland for the 2006 Winter Olympics. They would go on to win silver medals.

**2005:** Markus Naslund, Mattias Ohlund, Daniel Sedin and Henrik Sedin are named to Team Sweden for the 2006 Winter Olympics. The Sedin twins and Ohlund would go on to help Sweden win the gold medal at the 2006 Winter Olympics in Torino, Italy.

**1995:** Alexander Mogilny records three goals in 2:55 to beat Tony Tanti's record of three goals in 6:46 set on January 7th, 1989 vs. Pittsburgh. Mogilny records his goals at 16:45, 19:26 and 19:40 of the third period at Anaheim; Josef Beranek scores a goal at 17:49 of the third period to interrupt the three goals.

## DECEMBER 26

**1970:** Andre Boudrias becomes the first Canuck to score a goal with Vancouver two men short, scoring against Tony Esposito of Chicago. The goal was also the 100th in team history. Chicago won 4-2.

**1972:** Don Tannahill becomes the first Vancouver rookie to score three goals in a single game in a 4-3 win over California.

**1992:** Petr Nedved is held pointless against Montreal, snapping his franchise record 15-game point streak. Nedved scored 15-9-24 over the 39 days.

## DECEMBER 28

**1976:** In the first exhibition game versus a touring Soviet club, the Canucks shutout Moscow Spartak 2-0. Rick Blight scores both goals.

**1991:** Goaltender Kirk McLean records his 20th victory in a 3-2 win at San Jose, becoming the fastest Canuck goaltender to reach the 20-win mark.

**2001:** Canucks equipment manager Pat O'Neill surpasses the 1,500 game milestone after 20 years in professional hockey. O'Neill was recognized by the Professional Hockey Athletic Trainers Society and the Society of Professional Hockey Equipment Managers for his achievements. The Canucks held a pre-game ceremony on March 10th to acknowledge the accomplishment.

## DECEMBER 29

**1996:** Canucks game vs San Jose Sharks is rescheduled due to extreme winter weather conditions. The previous cancellation of a Canucks game in Vancouver occurred on January 3rd, 1993 when the Canucks vs. Tampa Bay game was cancelled due to extreme weather conditions.

## DECEMBER 31

**1996:** The first Vancouver Canucks pay-per-view game is broadcast by Orca Bay. The game vs the Philadelphia Flyers is the first hockey game to be broadcast on pay-per-view in Canada and is the first of four games shown on pay-per-view.

## MOLSON CUP WINNERS

**Awarded annually to the player who receives the most game star selections during the season.**

2007-08	Roberto Luongo	1996-97	Martin Gelinas	1985-86	Richard Brodeur
2006-07	Roberto Luongo	1995-96	Trevor Linden	1984-85	Richard Brodeur
2005-06	Alex Auld	1994-95	Kirk McLean	1983-84	Patrik Sundstrom
2004-05	--	1993-94	Pavel Bure	1982-83	Thomas Gradin
2003-04	Dan Cloutier	1992-93	Pavel Bure	1981-82	Richard Brodeur
2002-03	Markus Naslund	1991-92	Pavel Bure	1980-81	Richard Brodeur
2001-02	Markus Naslund	1990-91	Trevor Linden	1979-80	Glen Hanlon
2000-01	Markus Naslund	1989-90	Kirk McLean	1978-79	Glen Hanlon
1999-00	Mark Messier	1988-89	Trevor Linden	1977-78	Cesare Maniago
1998-99	Garth Snow	1987-88	Kirk McLean	1976-77	Cesare Maniago
1997-98	Pavel Bure	1986-87	Petri Skriko	1975-76	Bobby Lalonde

## CYCLONE TAYLOR TROPHY

**The Canucks M.V.P. as selected by the fans.**

2007-08	Roberto Luongo	1994-95	Trevor Linden	1981-82	Richard Brodeur
2006-07	Roberto Luongo	1993-94	Pavel Bure	1980-81	Richard Brodeur
2005-06	Alex Auld	1992-93	Pavel Bure	1979-80	Stan Smyl
2004-05	--	1991-92	Kirk McLean	1978-79	Thomas Gradin,
2003-04	Markus Naslund	1990-91	Trevor Linden		Glen Hanlon
2002-03	Markus Naslund	1989-90	Kirk McLean	1977-78	Cesare Maniago
2001-02	Markus Naslund	1988-89	Trevor Linden	1976-77	Cesare Maniago
2000-01	Markus Naslund	1987-88	Tony Tanti	1975-76	Don Lever
1999-00	Mark Messier	1986-87	Barry Pederson	1974-75	Gary Smith
1998-99	Markus Naslund	1985-86	Stan Smyl	1973-74	Gary Smith
1997-98	Pavel Bure	1984-85	Richard Brodeur	1972-73	Orland Kurtenbach
1996-97	Martin Gelinas	1983-84	Patrik Sundstrom	1971-72	Orland Kurtenbach
1995-96	Trevor Linden	1982-83	Stan Smyl	1970-71	Orland Kurtenbach

## CYRUS H. MCLEAN TROPHY

**Awarded annually to the Canucks leading point scorer at the end of the season.**

2007-08	Henrik Sedin	1994-95	Pavel Bure	1981-82	Thomas Gradin
2006-07	Daniel Sedin	1993-94	Pavel Bure	1980-81	Thomas Gradin
2005-06	Markus Naslund	1992-93	Pavel Bure	1979-80	Stan Smyl
2004-05	--	1991-92	Trevor Linden	1978-79	Ron Sedlbauer
2003-04	Markus Naslund	1990-91	Trevor Linden	1977-78	Mike Walton
2002-03	Markus Naslund	1989-90	Dan Quinn	1976-77	Rick Blight
2001-02	Markus Naslund	1988-89	Petri Skriko	1975-76	Dennis Vervaeert
2000-01	Markus Naslund	1987-88	Tony Tanti	1974-75	Andre Boudrias
1999-00	Markus Naslund	1986-87	Tony Tanti	1973-74	Andre Boudrias
1998-99	Markus Naslund	1985-86	Petri Skriko	1972-73	Bobby Schmautz
1997-98	Pavel Bure	1984-85	Patrik Sundstrom	1971-72	Andre Boudrias
1996-97	Alexander Mogilny	1983-84	Patrik Sundstrom		Orland Kurtenbach
1995-96	Alexander Mogilny	1982-83	Stan Smyl	1970-71	Andre Boudrias

## BABE PRATT TROPHY

**The Canucks most outstanding defenceman as chosen by the fans.**

2007-08	Willie Mitchell	1995-96	Jyrki Lumme	1983-84	Rick Lanz
2006-07	Kevin Bieksa	1994-95	Jeff Brown	1982-83	Doug Halward
2005-06	Mattias Ohlund	1993-94	Jyrki Lumme	1981-82	Harold Snepsts
2004-05	--	1992-93	Dana Murzyn	1980-81	Kevin McCarthy
2003-04	Mattias Ohlund	1991-92	Jyrki Lumme	1979-80	Harold Snepsts
2002-03	Ed Jovanovski	1990-91	Doug Lidster	1978-79	Harold Snepsts
2001-02	Ed Jovanovski	1989-90	Paul Reinhart	1977-78	Harold Snepsts
2000-01	Ed Jovanovski	1988-89	Paul Reinhart	1976-77	Dennis Kearns
1999-00	Mattias Ohlund	1987-88	Jim Benning	1975-76	Dennis Kearns
1998-99	Adrian Aucoin	1986-87	Doug Lidster	1974-75	Bob Dailey
1997-98	Mattias Ohlund	1985-86	Doug Lidster	1973-74	Jocelyn Guevremont
1996-97	Jyrki Lumme	1984-85	Doug Lidster	1972-73	Barry Wilkins



## FRED J. HUME AWARD

Awarded annually to the unsung hero as selected by the Canucks Booster Club.

2007-08	Alex Burrows	1994-95	Martin Gelinas
2006-07	Kevin Bieksa	1993-94	John McIntyre
2005-06	Jarkko Ruutu	1992-93	Cliff Ronning
2004-05	--	1991-92	Garry Valk
2003-04	Brent Sopel	1990-91	Steve Bozek
2002-03	Matt Cooke	1989-90	Steve Bozek
2001-02	Scott Lachance	1988-89	Rich Sutter
2000-01	Murray Baron	1987-88	Rich Sutter
1999-00	Andrew Cassels	1986-87	Garth Butcher
1998-99	Adrian Aucoin	1985-86	Brent Petersen
1997-98	Brian Noonan	1984-85	Doug Lidster
1996-97	Mike Sillinger	1983-84	Jiri Bubla
1995-96	Martin Gelinas	1982-83	Doug Halward

## MOST EXCITING PLAYER

2007-08	Alex Burrows	1988-89	Trevor Linden
2006-07	Roberto Luongo	1987-88	Tony Tanti
2005-06	Anson Carter	1986-87	Tony Tanti
2004-05	--	1985-86	Tony Tanti
2003-04	Todd Bertuzzi	1984-85	Tony Tanti
2002-03	Todd Bertuzzi	1983-84	Tony Tanti
2001-02	Todd Bertuzzi	1982-83	Darcy Rota
2000-01	Markus Naslund	1981-82	Thomas Gradin
1999-00	Todd Bertuzzi	1980-81	Tiger Williams
1998-99	Markus Naslund	1979-80	Stan Smyl
1997-98	Pavel Bure	1978-79	Thomas Gradin
1996-97	Martin Gelinas	1977-78	Hilliard Graves
1995-96	Alexander Mogilny	1976-77	Bobby Lalonde
1994-95	Pavel Bure	1975-76	Bobby Lalonde
1993-94	Pavel Bure	1974-75	Bobby Lalonde
1992-93	Pavel Bure	1973-74	Don Lever
1991-92	Pavel Bure	1972-73	Bobby Schmautz
1990-91	Trevor Linden	1971-72	Andre Boudrias
1989-90	Brian Bradley	1970-71	Andre Boudrias

## NHL ALL-STARS

### ALL-STARS

G	<b>Roberto Luongo</b>	First Team	2007	G	Corey Hirsch	All-Rookie Team	1996
LW	Markus Naslund	First Team	2004	RW	Pavel Bure	First Team	1994
LW	Markus Naslund	First Team	2003	G	Kirk McLean	Second Team	1992
RW	Todd Bertuzzi	First Team	2003	C	Trevor Linden	All-Rookie Team	1989
LW	Markus Naslund	First Team	2002	RW	Jim Sandlak	All-Rookie Team	1987
D	<b>Mattias Ohlund</b>	All-Rookie Team	1998				
RW	Alex Mogilny	Second Team	1996				

### ALL-STAR GAME REPRESENTATIVES

2008	<b>Henrik Sedin</b>			2000	Ed Jovanovski			1987	Rendez-Vous (no game)
	<b>Roberto Luongo</b> (Voted a starter - unable to attend)			1999	Mark Messier			1986	Tony Tanti
2007	<b>Roberto Luongo</b> (Voted a starter)				Markus Naslund			1985	Thomas Gradin
2006	No All-Star Game				<b>Mattias Ohlund</b>			1984	Darcy Rota, (replaced Tony Tanti)
2005	No All-Star Game			1998	Pavel Bure			1983	John Garrett (replaced Richard Brodeur)
2004	Markus Naslund				Mark Messier			1982	Harold Snepsts
	Todd Bertuzzi (Voted a starter)			1997	Pavel Bure			1981	Tiger Williams, Kevin McCarthy (vote)
	(Western Conference Team Captain)			1996	Alexander Mogilny			1980	Lars Lindgren
	Marc Crawford (Assistant Coach)				Pavel Bure			1979	Challenge Cup (no game)
2003	Markus Naslund				(fan vote, could not play due to injury)			1978	Dennis Ververgaert
	Todd Bertuzzi			1995	No All-Star Game			1977	Harold Snepsts
	Ed Jovanovski			1994	Pavel Bure (fan vote)			1976	Dennis Ververgaert
	(Marc Crawford, first Canucks Head Coach named to coach All-Star Team)			1993	Pavel Bure (fan vote)			1975	Gary Smith, Tracy Pratt
2002	Markus Naslund			1992	Trevor Linden, Kirk McLean			1974	Bobby Schmautz, Jocelyn Gueuremont
	Ed Jovanovski			1991	Trevor Linden			1973	Bobby Schmautz
2001	Markus Naslund			1990	Kirk McLean			1972	Dale Tallon
				1989	Paul Reinhart			1971	Dale Tallon
				1988	Greg Adams				

1981-82	Lars Lindgren
1980-81	Per-Olov Brasar
1979-80	Kevin McCarthy
1978-79	Harold Snepsts
1977-78	Hilliard Graves
1976-77	Hilliard Graves
1975-76	Mike Robitaille
1974-75	Garry Monahan
1973-74	Don Lever
1972-73	Dennis Kearns
1971-72	Ron Ward
1970-71	Barry Wilkins

## NHL AWARDS

### Jack Adams Award

2007	Alain Vigneault
1992	Pat Quinn

### Lester B. Pearson

2003	Markus Naslund
------	----------------

### King Clancy Award

1997	Trevor Linden
------	---------------

### Calder Trophy

1992	Pavel Bure
------	------------

### Bud Light/NHL Man-of-the-Year

1992	Ryan Walter
------	-------------

SEASON	OCT	NOV	DEC	JAN	FEB	MAR	APR	MAY
1970-71	3-6-2	6-7-1	5-7-0	1-10-2	3-7-1	5-8-2	1-1-0	
1971-72	4-7-2	3-7-2	2-8-0	5-6-1	2-12-1	3-10-2	1-0-0	
1972-73	3-7-1	5-7-1	3-7-4	3-9-1	2-11-1	6-6-1	DNP	
1973-74	4-3-1	1-9-3	3-8-2	4-9-1	5-5-3	5-8-1	2-1-0	
1974-75	5-3-2	10-3-2	5-4-1	3-10-0	5-5-1	5-7-4	3-0-0	
1975-76	3-6-2	5-5-3	5-4-1	5-5-4	7-7-1	6-5-4	2-0-0	
1976-77	4-7-1	2-10-1	4-9-1	5-6-2	3-7-2	6-2-6	1-1-0	
1977-78	3-3-2	3-7-3	4-5-4	4-7-3	2-9-2	3-11-2	1-1-1	
1978-79	4-5-1	5-8-1	4-8-1	4-6-4	2-6-3	5-9-1	1-0-2	
1979-80	4-3-3	6-5-3	4-8-1	1-11-1	4-5-3	5-5-5	3-0-0	
1980-81	6-3-1	7-4-4	4-4-5	3-5-5	2-9-2	6-5-2	0-2-1	
1981-82	4-5-3	7-5-1	3-7-4	3-7-3	7-3-3	4-6-3	2-0-0	
1982-83	4-6-2	5-5-4	4-6-2	4-7-2	4-7-1	9-4-3	0-0-1	
1983-84	5-6-1	6-6-1	4-8-2	4-8-2	7-7-1	6-4-2	DNP	
1984-85	1-10-0	3-9-2	4-6-3	5-7-2	5-5-1	7-7-0	0-2-1	
1985-86	5-4-2	4-9-1	4-8-1	3-6-3	2-7-2	4-7-4	1-3-0	
1986-87	2-7-1	5-8-1	4-8-1	4-8-3	4-7-2	7-5-0	3-0-0	
1987-88	2-6-1	6-7-1	4-8-3	4-9-2	5-8-0	3-8-2	1-0-0	
1988-89	5-5-2	6-7-3	4-7-0	5-6-2	8-5-0	5-7-1	0-2-0	
1989-90	7-5-1	2-7-3	3-7-4	2-11-1	6-6-2	5-5-3	DNP	
1990-91	6-6-0	6-6-2	5-9-1	2-9-2	5-6-2	4-7-2	DNP	
1991-92	9-3-1	7-4-2	6-4-3	7-3-1	5-6-2	7-5-2	1-1-1	
1992-93	5-4-1	9-5-1	9-1-1	6-4-5	6-5-0	5-8-1	6-2-0	
1993-94	7-3-0	7-7-0	5-8-0	6-5-2	5-5-1	8-8-0	3-4-0	
1994-95	-	-	-	1-3-1	4-4-5	6-6-2	7-5-3	0-0-1
1995-96	4-4-2	2-7-5	6-4-3	5-5-2	7-4-3	6-8-0	2-3-0	
1996-97	5-5-0	8-5-0	3-9-1	8-4-1	4-9-0	4-8-3	3-0-2	
1997-98	3-8-2	6-6-1	2-9-3	3-9-2	4-1-1	4-6-4	3-4-1	
1998-99	4-4-1	5-9-0	4-6-3	3-6-2	3-8-3	3-9-2	1-5-1	
1999-00	7-4-2 (1)	3-5-4	2-8-1 (2)	3-8-3 (3)	6-5-2	7-6-2 (2)	2-1-1	
2000-01	6-2-2 (1)	7-6-1 (1)	6-3-1 (2)	8-7-0	6-3-1 (1)	2-4-6 (2)	1-3-0	
2001-02	4-8-1	7-7-2	5-7-1	10-2-1 (1)	2-1-1 (2)	9-5-0	5-0-1	
2002-03	3-4-4	12-1-0	7-6-1	7-5-2	9-1-2	7-5-3 (1)	0-1-1	
2003-04	7-2-2	7-4-1 (2)	7-3-3	9-5-1	5-5-0 (2)	6-5-3 (1)	2-0-0	
2004-05	-	-	-	-	-	-	-	
2005-06	8-2-2	8-6-0	5-4-3	9-6-0	4-3-0	6-7-2	2-4-1	
2006-07	7-5-1	5-8-0	8-5-0	8-1-3	8-3-1	11-2-2	2-2-0	
2007-08	5-7-0	9-2-2	8-5-2	4-7-1	6-1-5	7-8-0	0-3-0	

# SEASON OPENERS

SEASON	DATE	RESULT	HOME	VISITOR
2007-08	Oct. 5	Loss	Vancouver	San Jose 3
2006-07	Oct. 5	Win	Detroit	Vancouver 3
2005-06	Oct. 5	Win	Vancouver	Phoenix 2
2004-05	-	-	-	-
2003-04	Oct. 9	Win	Vancouver	Calgary 1
2002-03	Oct. 10	Win	Calgary	Vancouver 3
2001-02	Oct. 4	Loss	Vancouver	Chicago 5
2000-01	Oct. 5	Loss	Philadelphia	Vancouver 3
1999-00	Oct. 2	Win	Vancouver	NY Rangers 1
1998-99	Oct. 12	Win	Vancouver	Los Angeles 2
1997-98	Oct. 4	Win	Vancouver	Anaheim 2 (Game played in Tokyo)
1996-97	Oct. 5	Win	Vancouver	Calgary 1
1995-96	Oct. 9	Loss	Vancouver	Detroit 5 (First game at GM Place)
1994-95	Jan. 20	Tie	Vancouver	Dallas 1
1993-94	Oct. 6	Win	Los Angeles	Vancouver 5
1992-93	Oct. 6	Win	Edmonton	Vancouver 5
1991-92	Oct. 4	Win	Vancouver	San Jose 3
1990-91	Oct. 4	Loss	Calgary	Vancouver 2 OT
1989-90	Oct. 5	Loss	Vancouver	Edmonton 4
1988-89	Oct. 6	Tie	Vancouver	Winnipeg 2
1987-88	Oct. 8	Win	Vancouver	St. Louis 2
1986-87	Oct. 11	Win	Vancouver	St. Louis 3
1985-86	Oct. 10	Win	Los Angeles	Vancouver 6
1984-85	Oct. 11	Loss	Vancouver	Quebec 5
1983-84	Oct. 5	Loss	Vancouver	Calgary 5
1982-83	Oct. 5	Win	Vancouver	NY Islanders 1
1981-82	Oct. 6	Win	Vancouver	Colorado 2
1980-81	Oct. 10	Win	Vancouver	Detroit 3
1979-80	Oct. 9	Loss	Vancouver	St. Louis 5
1978-79	Oct. 11	Win	Vancouver	Colorado 2
1977-78	Oct. 12	Loss	NY Rangers	Vancouver 3
1976-77	Oct. 6	Loss	Pittsburgh	Vancouver 5
1975-76	Oct. 8	Win	Minnesota	Vancouver 3
1974-75	Oct. 9	Tie	Vancouver	Atlanta 3
1973-74	Oct. 10	Loss	Boston	Vancouver 4
1972-73	Oct. 7	Win	Vancouver	California 2
1971-72	Oct. 8	Loss	Vancouver	Toronto 3
1970-71	Oct. 9	Loss	Vancouver	Los Angeles 3

## HOME OPENERS

Season	R	Home	Visitor
2007-08	L	Vancouver	San Jose 3
2006-07	L	Vancouver	San Jose 6
2005-06	W	Vancouver	Phoenix 2
2004-05	-	-	-
2003-04	W	Vancouver	Calgary 1
2002-03	W	Vancouver	San Jose 3
2001-02	L	Vancouver	Chicago 5
2000-01	L	Vancouver	Colorado 5
1999-00	W	Vancouver	NY Rangers 1
1998-99	W	Vancouver	Los Angeles 2
1997-98	W	Vancouver	Anaheim 2
1996-97	W	Vancouver	Calgary 1
1995-96	L	Vancouver	Detroit 5
1994-95	T	Vancouver	Dallas 1
1993-94	L	Vancouver	Calgary 5
1992-93	W	Vancouver	Edmonton 2
1991-92	W	Vancouver	San Jose 3
1990-91	L	Vancouver	Los Angeles 6
1989-90	L	Vancouver	Edmonton 4
1988-89	T	Vancouver	Winnipeg 2
1987-88	W	Vancouver	St. Louis 2
1986-87	W	Vancouver	St. Louis 3
1985-86	L	Vancouver	St. Louis 4
1984-85	L	Vancouver	Quebec 5
1983-84	L	Vancouver	Calgary 5
1982-83	W	Vancouver	NY Islanders 1
1981-82	W	Vancouver	Colorado 2
1980-81	W	Vancouver	Detroit 3
1979-80	L	Vancouver	St. Louis 5
1978-79	W	Vancouver	Colorado 2
1977-78	W	Vancouver	Detroit 2
1976-77	W	Vancouver	Washington 1
1975-76	W	Vancouver	Washington 2
1974-75	T	Vancouver	Atlanta 3
1973-74	W	Vancouver	Philadelphia 1
1972-73	W	Vancouver	California 2
1971-72	L	Vancouver	Toronto 3
1970-71	L	Vancouver	Los Angeles 3

## ROAD OPENERS

Season	R	Home	Visitor
2007-08	W	Calgary 3	Vancouver 4 OT
2006-07	W	Detroit 1	Vancouver 3
2005-06	O	Edmonton 4	Vancouver 3 SO
2004-05	-	-	-
2003-04	L	Columbus 3	Vancouver 2
2002-03	W	Calgary 0	Vancouver 3
2001-02	L	Colorado 5	Vancouver 4
2000-01	L	Philadelphia 6	Vancouver 3
1999-00	T	Calgary 4	Vancouver 4
1998-99	L	Carolina 3	Vancouver 1
1997-98	L	Anaheim 3	Vancouver 2
1996-97	L	Edmonton 2	Vancouver 0
1995-96	T	Los Angeles 7	Vancouver 7
1994-95	L	Detroit 6	Vancouver 3
1993-94	W	Los Angeles 2	Vancouver 5
1992-93	W	Edmonton 4	Vancouver 5
1991-92	W	San Jose 2	Vancouver 5
1990-91	L	Calgary 3	Vancouver 2 OT
1989-90	W	Edmonton 2	Vancouver 5
1988-89	W	Edmonton 2	Vancouver 6
1987-88	W	Los Angeles 2	Vancouver 4
1986-87	L	New Jersey 3	Vancouver 2
1985-86	W	Los Angeles 5	Vancouver 6
1984-85	W	Los Angeles 5	Vancouver 6 OT
1983-84	L	St. Louis 3	Vancouver 2
1982-83	T	Los Angeles 3	Vancouver 3
1981-82	T	Calgary 1	Vancouver 1
1980-81	L	Chicago 4	Vancouver 2
1979-80	T	Edmonton 4	Vancouver 4
1978-79	T	Chicago 3	Vancouver 3
1977-78	L	NY Rangers 6	Vancouver 3
1976-77	L	Pittsburgh 9	Vancouver 5
1975-76	W	Minnesota 2	Vancouver 3
1974-75	W	St. Louis 4	Vancouver 6
1973-74	L	Boston 6	Vancouver 4
1972-73	L	NY Rangers 5	Vancouver 3
1971-72	W	California 6	Vancouver 9
1970-71	L	St. Louis 4	Vancouver 1

## SEASON BY SEASON RECORDS

## PLAYOFFS

Season	GP	W	L	T	GF	GA	PTS	Div Finish
1970-71	78	24	46	8	229	296	56	6th
1971-72	78	20	50	8	203	297	48	7th
1972-73	78	22	47	9	233	339	51	7th
1973-74	78	24	43	11	224	296	59	7th
1974-75	80	38	32	10	271	254	86	1st
1975-76	80	33	32	15	271	272	81	2nd
1976-77	80	25	42	13	235	294	63	4th
1977-78	80	20	43	17	239	320	57	3rd
1978-79	80	25	42	13	217	291	63	2nd
1979-80	80	27	37	16	256	281	70	3rd
1980-81	80	28	32	20	289	301	76	3rd
1981-82	80	30	33	17	290	286	77	2nd
1982-83	80	30	35	15	303	309	75	3rd
1983-84	80	32	39	9	306	328	73	3rd
1984-85	80	25	46	9	284	401	59	5th
1985-86	80	23	44	13	282	333	59	4th
1986-87	80	29	43	8	282	314	66	5th
1987-88	80	25	46	9	272	320	59	5th
1988-89	80	33	39	8	251	253	74	4th
1989-90	80	25	41	14	245	306	64	5th
1990-91	80	28	43	9	243	315	65	4th
1991-92	80	42	26	12	285	250	96	1st
1992-93	84	46	29	9	346	278	101	1st
1993-94	84	41	40	3	279	276	85	2nd
1994-95	48	18	18	12	153	148	48	2nd
1995-96	82	32	35	15	278	278	79	2nd
1996-97	82	35	40	7	257	273	77	4th
1997-98	82	25	43	14	224	273	46	7th
1998-99	82	23	47	12	192	258	58	4th
1999-00	82	30	37	15(8)	227	237	83	3rd
2000-01	82	36	28	11(7)	239	238	90	3rd
2001-02	82	42	30	7(3)	254	211	94	2nd
2002-03	82	45	23	13(1)	264	208	104	2nd
2003-04	82	43	24	10(5)	235	194	101	1st
2004-05	-	-	-	-	-	-	-	-
2005-06	82	42	32	8	256	255	92	4th
2006-07	82	49	26	7	222	201	105	1st
2007-08	82	39	33	10	213	215	88	5th

GP	W	L	GF	GA
5	1	4	9	20
2	0	2	4	8
-	-	-	-	-
-	-	-	-	-
3	1	2	9	15
4	1	3	7	15
3	0	3	7	13
17	11	6	57	50
4	1	3	14	17
4	1	3	13	14
-	-	-	-	-
3	0	3	5	17
-	-	-	-	-
-	-	-	-	-
7	3	4	20	26
-	-	-	-	-
6	2	4	17	25
13	6	7	44	35
12	6	6	46	43
24	15	9	76	61
11	4	7	33	38
6	2	4	17	24
-	-	-	-	-
-	-	-	-	-
-	-	-	-	-
-	-	-	-	-
4	0	4	9	16
4	2	4	16	22
14	7	7	34	47
7	3	4	16	19
-	-	-	-	-
-	-	-	-	-
12	5	7	21	26
-	-	-	-	-

## HOME

## ROAD

Season	GP	W	L	T	GF	GA	PTS	PCT
1970-71	39	17	18	4	136	132	38	.487
1971-72	39	14	20	5	120	133	33	.423
1972-73	39	17	18	4	133	143	38	.487
1973-74	39	14	18	7	120	124	35	.449
1974-75	40	23	12	5	145	106	51	.638
1975-76	40	22	11	7	151	115	51	.638
1976-77	40	13	21	6	119	138	32	.400
1977-78	40	13	15	12	127	139	38	.475
1978-79	40	15	18	7	113	126	37	.463
1979-80	40	14	17	9	133	144	37	.463
1980-81	40	17	12	11	157	149	45	.563
1981-82	40	20	8	12	170	125	52	.650
1982-83	40	20	12	8	173	145	48	.600
1983-84	40	20	16	4	166	158	44	.550
1984-85	40	15	21	4	155	187	34	.425
1985-86	40	17	18	5	154	155	39	.488
1986-87	40	17	19	4	157	159	38	.475
1987-88	40	15	20	5	141	145	35	.438
1988-89	40	19	15	6	122	111	44	.550
1989-90	40	13	16	11	129	144	37	.463
1990-91	40	18	17	5	127	130	41	.513
1991-92	40	23	10	7	158	116	53	.663
1992-93	42	27	11	4	195	124	58	.690
1993-94	42	20	19	3	133	135	43	.512
1994-95	24	10	8	6	83	70	26	.542
1995-96	41	15	19	7	146	142	37	.451
1996-97	41	20	17	4	126	123	44	.537
1997-98	41	15	22	4	110	131	34	.415
1998-99	41	14	21	6	95	111	34	.415
1999-00	41	16	20	5(6)	123	123	43	.451
2000-01	41	21	12	5(3)	124	113	50	.573
2001-02	41	24	11	5(2)	139	100	55	.646
2002-03	41	22	13	6(0)	135	104	50	.610
2003-04	41	21	13	7(0)	118	102	49	.598
2004-05	-	-	-	-	-	-	-	-
2005-06	41	25	10	6	146	123	56	.683
2006-07	41	26	11	4	113	103	56	.683
2007-08	41	21	15	5	114	103	47	.573

GP	W	L	T	GF	GA	PTS	PCT
39	7	28	4	93	164	18	.231
39	6	30	3	83	164	15	.192
39	5	29	5	100	196	15	.192
39	10	25	4	104	172	24	.308
40	15	20	5	126	148	35	.438
40	11	21	8	120	157	30	.375
40	12	21	7	116	156	31	.388
40	7	28	6	112	181	19	.238
40	10	24	6	104	164	26	.325
40	13	20	7	123	137	33	.413
40	11	20	9	132	152	31	.388
40	10	25	5	120	161	25	.313
40	10	23	7	130	164	27	.338
40	12	23	5	140	170	29	.363
40	10	25	5	129	214	25	.313
40	6	26	8	128	178	20	.250
40	12	24	4	125	155	28	.350
40	10	26	4	131	175	24	.300
40	14	24	2	129	142	30	.374
40	12	25	3	116	162	27	.338
40	10	26	4	116	185	24	.300
40	19	16	5	127	134	43	.538
42	19	18	5	151	154	43	.512
42	21	21	0	146	141	42	.500
24	8	10	6	70	78	22	.458
41	17	16	8	132	136	42	.512
41	15	23	3	131	150	33	.402
41	10	21	10	114	142	30	.366
41	9	26	6	97	147	24	.293
41	14	17	10(2)	104	114	40	.463
41	15	16	6(4)	115	125	40	.439
41	18	19	2(1)	115	111	39	.463
41	23	10	7(1)	115	104	54	.646
41	22	11	3(5)	117	92	52	.573
-	-	-	-	-	-	-	-
41	17	22	2	110	132	36	.439
41	23	15	3	109	98	49	.598
41	18	18	5	99	112	41	.500

## ALL-TIME COACHING RECORDS

### REGULAR SEASON

Rk	Coach	GC	W	L	T/OT*	PCT
1	Marc Crawford	529	246	197	62(32)*	.554
2	Harry Neale	407	142	189	76	.442
3	Pat Quinn	280	141	111	28	.553
4	Bob McCammon	293	102	155	36	.409
5	Phil Maloney	232	95	105	32	.478
6	<b>Alain Vigneault</b>	<b>164</b>	<b>88</b>	<b>59</b>	<b>17</b>	<b>.588</b>
7	Tom Watt	160	52	87	21	.391
8	Roger Neilson	133	51	61	21	.462
9	Rick Ley	121	47	48	26	.496
10	Hal Laycoe	156	44	96	16	.333
11	Tom Renney	101	39	53	9	.386
12	Orland Kurtenbach	125	36	62	27	.396
13	Mike Keenan	108	36	54	18	.416
14	Vic Stasiuk	78	22	47	9	.340
15	Bill McCreary	41	9	25	7	.304
16	Bill LaForge	20	4	14	2	.250

### PLAYOFFS

GC	W	L	PCT
31	12	19	.387
14	3	11	.214
61	31	30	.508
7	3	4	.428
7	1	6	.142
12	5	7	.471
3	0	3	.000
21	12	9	.571
11	4	7	.364
-	-	-	-
-	-	-	-
-	-	-	-
-	-	-	-
-	-	-	-
-	-	-	-
-	-	-	-

(\* Bracket shows Regulation Ties)

## SEASON-BY-SEASON COACHING RECORDS

### REGULAR SEASON

Year	Coach	GC	W	L	T/OT	PTS	PCT
2007-08	Alain Vigneault	82	39	33	10	88	.537
2006-07	Alain Vigneault	82	49	26	7	105	.640
2005-06	Marc Crawford	82	42	32	8	92	.561
2004-05	Marc Crawford	-	-	-	-	-	-
2003-04	Marc Crawford	82	43	24	10(5)	101	.585
2002-03	Marc Crawford	82	45	23	13(1)	104	.628
2001-02	Marc Crawford	82	42	30	7(3)	94	.554
2000-01	Marc Crawford	82	36	35	11(7)	90	.506
1999-00	Marc Crawford	82	30	37	15(8)	83	.457
1998-99	Marc Crawford	37	8	23	6	22	.297
	Mike Keenan	45	15	24	6	36	.400
1997-98	Mike Keenan	63	21	30	12	54	.429
	Tom Renney	19	4	13	2	10	.263
1996-97	Tom Renney	82	35	40	7	77	.470
1995-96	Pat Quinn	6	3	3	0	6	.500
	Rick Ley	76	29	32	15	73	.480
1994-95	Rick Ley	45	18	16	11	47	.522
1993-94	Pat Quinn	84	41	40	3	85	.506
1992-93	Pat Quinn	84	46	29	9	101	.601
1991-92	Pat Quinn	80	42	26	12	96	.600
1990-91	Pat Quinn	26	9	13	4	22	.423
	Bob McCammon	54	19	30	5	43	.398
1989-90	Bob McCammon	80	25	41	14	64	.400
1988-89	Bob McCammon	80	33	39	8	74	.462
1987-88	Bob McCammon	80	25	46	9	59	.368
1986-87	Tom Watt	80	29	43	8	66	.413
1985-86	Tom Watt	80	23	44	13	59	.369
1984-85	Harry Neale	60	21	32	7	49	.408
	Bill LaForge	20	4	14	2	10	.250
1983-84	Harry Neale	32	15	13	4	34	.531
	Roger Neilson	48	17	26	5	39	.405
1982-83	Roger Neilson	80	30	35	14	75	.469
1981-82	Roger Neilson	5	4	0	1	9	.900
	Harry Neale	75	26	33	16	68	.481
1980-81	Harry Neale	80	28	32	20	76	.475
1979-80	Harry Neale	80	27	37	16	70	.481
1978-79	Harry Neale	80	25	42	13	63	.394
1977-78	Orland Kurtenbach	80	20	43	17	57	.356
1976-77	Orland Kurtenbach	45	16	19	10	42	.467
	Phil Maloney	35	9	23	3	21	.300
1975-76	Phil Maloney	80	33	32	15	81	.506
1974-75	Phil Maloney	80	38	32	10	86	.538
1973-74	Phil Maloney	37	15	18	4	34	.460
	Bill McCreary	41	9	25	7	25	.304
1972-73	Vic Stasiuk	78	22	47	9	51	.340
1971-72	Hal Laycoe	78	20	50	8	48	.308
1970-71	Hal Laycoe	78	24	46	8	56	.359

### PLAYOFFS

GC	W	L	PCT
-	-	-	-
12	5	7	.417
-	-	-	-
-	-	-	-
7	3	4	.428
14	7	7	.500
6	2	4	.333
4	0	4	.000
-	-	-	-
-	-	-	-
-	-	-	-
-	-	-	-
-	-	-	-
-	-	-	-
6	2	4	.333
-	-	-	-
-	-	-	-
7	3	4	.428
-	-	-	-
-	-	-	-
-	-	-	-
3	0	3	.000
-	-	-	-
-	-	-	-
4	1	3	.250
-	-	-	-
4	1	3	.250
17	11	6	.647
-	-	-	-
3	0	3	.000
4	1	3	.250
3	1	2	.333
-	-	-	-
-	-	-	-
-	-	-	-
2	0	2	.000
5	1	4	.200
-	-	-	-
-	-	-	-
-	-	-	-
-	-	-	-
-	-	-	-

## GENERAL MANAGERS HISTORY

## YEAR

## GM

1970-71	to	1972-73	Norman Robert Poile
1973-74			Hal Laycoe
1974-75	to	1976-77	Phil Maloney
1977-78	to	1981-82	Jake Milford
1982-83	to	1984-85	Harry Neale
1985-86	to	1986-87	Jack Gordon
1987-88	to	1997-98	Pat Quinn
1998-99	to	2003-04	Brian Burke
2004-05	to	2007-08	Dave Nonis

## CANUCKS CAPTAINS

## YEAR

## CAPTAIN

1970-71	Orland Kurtenbach
1971-72	Orland Kurtenbach
1972-73	Orland Kurtenbach
1973-74	Orland Kurtenbach
1974-75	Alternates only
1975-76	Andre Boudrias
1976-77	Chris Oddleifson
1977-78	Don Lever
1978-79	Don Lever, Kevin McCarthy
1979-80	Kevin McCarthy
1980-81	Kevin McCarthy
1981-82	Kevin McCarthy
1982-83	Stan Smyl
1983-84	Stan Smyl
1984-85	Stan Smyl
1985-86	Stan Smyl
1986-87	Stan Smyl
1987-88	Stan Smyl
1988-89	Stan Smyl

## YEAR

## CAPTAIN

1989-90	Stan Smyl
1990-91	Trevor Linden, Doug Lidster, Dan Quinn
1991-92	Trevor Linden
1992-93	Trevor Linden
1993-94	Trevor Linden
1994-95	Trevor Linden
1995-96	Trevor Linden
1996-97	Trevor Linden
1997-98	Mark Messier
1998-99	Mark Messier
1999-00	Mark Messier
2000-01	Markus Naslund
2001-02	Markus Naslund
2002-03	Markus Naslund
2003-04	Markus Naslund
2004-05	Markus Naslund
2005-06	Markus Naslund
2006-07	Markus Naslund
2007-08	Markus Naslund

## ATTENDANCE RECORDS

## SEASON

## TOTAL

## GAMES

## AVERAGE

1970-71	598,591	39	15,577
1971-72	596,078	39	15,284
1972-73	619,726	39	15,890
1973-74	613,420	39	15,729
1974-75	625,203	40	15,630
1975-76	631,907	40	15,798
1976-77	621,890	40	15,547
1977-78	604,924	40	15,123
1978-79	544,893	40	13,622
1979-80	571,723	40	14,293
1980-81	581,350	40	14,534
1981-82	514,305	40	12,858
1982-83	568,240	40	14,206
1983-84	545,059	40	13,626
1984-85	445,872	40	11,147
1985-86	417,823	40	10,446
1986-87	416,252	40	10,406
1987-88	440,095	40	11,002
1988-89	550,280	40	13,772

## SEASON

## TOTAL

## GAMES

## AVERAGE

1989-90	616,715	40	15,417
1990-91	606,036	40	15,150
1991-92	630,755	40	15,768
1992-93	632,138	41	15,418
1993-94	624,272	41	15,226
1994-95	334,379	24	13,932
1995-96	729,629	41	17,795
1996-97	710,136	41	17,320
1997-98	684,748	40	17,119
1998-99	647,913	41	15,803
1999-00	600,612	41	14,649
2000-01	697,717	41	17,017
2001-02	726,226	41	17,713
2002-03	754,247	41	18,396
2003-04	763,830	41	18,630
2004-05	-	-	-
2005-06	763,830	41	18,630
2006-07	763,830	41	18,630
2007-08	763,830	41	18,630*

\*Through the 2007.08 season, Vancouver held a streak of 215 consecutive sell-outs.

## OVERALL RECORD: 85-62-227\*

HOME RECORD: 46-28-118 ROAD RECORD: 39-34-109

Year	Goal Scorer	Date	Time	Score	Opponent	Goalie
1983-84	Patrik Sundstrom	Oct 28	1:03	5-4	vs Hartford	Greg Millen
(3-4-9)	Eddie Beers	Oct 30	4:02	3-4	@ Calgary	Richard Brodeur
	Bengt Gustafsson	Nov 4	1:01	4-5	@ Washington	Richard Brodeur
	Marcel Dionne	Dec 26	1:00	4-5	vs Los Angeles	Frank Caprice
	Doug Risebrough	Feb 23	3:33	2-3	@ Calgary	Frank Caprice
	Rick Lanz	Mar 9	2:18	4-3	vs Chicago	Murray Bannerman
	Tony Tanti	Mar 23	3:16	4-3	@ Winnipeg	Doug Soetaert
1984-85	Gary Lupul	Oct 13	1:10	6-5	@ Los Angeles	Darren Eliot
(7-1-9)	Peter McNab	Dec 8	1:24	3-2	vs Edmonton	Grant Fuhr
	Ken Linseman	Dec 15	0:33	1-2	@ Boston	Richard Brodeur
	Jere Gillis	Jan 15	1:54	6-5	vs NY Islanders	Billy Smith
	Tony Tanti	Jan 30	4:43	5-4	vs Montreal	Steve Penney
	Petri Skriko	Feb 1	1:11	4-3	vs Hartford	Steve Weeks
	Thomas Gradin	Feb 16	0:26	3-2	vs Boston	Pete Peeters
	Jean-Marc Lanthier	Mar 3	2:47	7-6	@ Hartford	Mike Liut
1985-86	Joe Mullen	Nov 16	2:09	5-6	@ St. Louis	Frank Caprice
(1-2-13)	Jim Peplinski	Jan 9	0:13	4-5	@ Calgary	Wendell Young
	Dave Lowry	Mar 28	4:28	2-1	vs Los Angeles	Roland Melanson
1986-87	David Bruce	Jan 7	1:26	3-2	@ Montreal	Brian Hayward
(2-0-8)	Tony Tanti	Mar 20	1:03	6-5	vs Winnipeg	Eldon Reddick
1987-88	Charlie Huddy	Oct 23	2:51	4-5	vs Edmonton	Kirk McLean
(0-2-9)	Ray Bourque	Dec 17	2:16	2-3	@ Boston	Kirk McLean
1988-89	Laurie Boschman	Oct 14	2:14	3-4	@ Winnipeg	Kirk McLean
(2-4-8)	Mike Ridley	Oct 25	2:55	3-4	vs Washington	Steve Weeks
	Petri Skriko	Nov 5	0:34	3-2	@ Hartford	Mike Liut
	Joe Nieuwendyk	Dec 26	3:04	2-3	vs Calgary	Troy Gamble
	Kelly Kisio	Jan 21	1:59	4-5	vs NY Rangers	Kirk McLean
	Jim Sandlak	Feb 23	4:42	2-1	vs Toronto	Allan Bester
1989-90	Greg Paslawski	Nov 8	0:46	2-3	@ Winnipeg	Steve Weeks
(2-5-14)	V. Damphousse	Nov 29	3:48	2-3	vs Toronto	Kirk McLean
	Bernie Nicholls	Dec 6	2:51	4-5	@ Los Angeles	Kirk McLean
	Jamie Macoun	Dec 20	4:46	1-2	@ Calgary	Kirk McLean
	Dan Quinn	Jan 18	3:39	3-2	@ Philadelphia	Ken Wreggett
	Theoren Fleury	Feb 1	4:51	3-4	@ Calgary	Steve Weeks
	Jyrki Lumme	Mar 15	2:19	6-5	@ St. Louis	Curtis Joseph
1990-91	Tim Sweeney	Oct 4	1:07	2-3	@ Calgary	Kirk McLean
(3-3-9)	Petri Skriko	Oct 14	1:32	5-4	vs Edmonton	Bill Ranford
	Joe Sakic	Dec 10	4:05	2-3	vs Quebec	Kirk McLean
	Murray Baron	Mar 13	3:09	4-5	vs Philadelphia	Troy Gamble
	Geoff Courtall	Mar 17	1:15	5-4	vs Los Angeles	Daniel Berthiaume
	Geoff Courtall	Mar 28	1:49	3-2	vs Winnipeg	Bob Essensa
1991-92	Geoff Courtall	Oct 8	3:32	3-2	@ Winnipeg	Bob Essensa
(4-1-12)	Dave Babych	Nov 22	2:14	6-5	vs Calgary	Mike Vernon
	Tom Fergus	Jan 25	2:12	1-0	@ St. Louis	Curtis Joseph
	Ray Ferraro	Feb 6	2:48	4-5	vs NY Islanders	Troy Gamble
	Pavel Bure	Feb 23	2:52	2-1	vs Boston	Andy Moog
1992-93	Geoff Courtall	Apr 7	1:33	5-4	vs Edmonton	Ron Tugnutt
(1-0-9)						
1993-94	Geoff Courtall	Oct 24	0:28	3-2	vs San Jose	Arturs Irbe
(5-4-3)	Sergei Fedorov	Nov 24	1:18	4-5	vs Detroit	Kirk McLean
	Dixon Ward	Nov 29	0:15	2-1	vs Chicago	Ed Belfour
	Gilbert Dionne	Dec 6	3:21	3-4	@ Montreal	Kirk McLean
	Cliff Ronning	Dec 9	0:37	3-2	@ Boston	Jon Casey
	Pavel Bure	Jan 24	0:54	5-4	@ Edm (@SK)	Bill Ranford
	Dave Gagner	Jan 27	3:36	2-3	vs Dallas	Kirk McLean
	Paul Broten	Mar 20	0:13	1-2	@ Dallas	Kay Whitmore
	Murray Craven	Mar 28	3:57	3-2	vs Toronto	Felix Potvin
1994-95	Murray Craven	Apr 25	2:00	3-4	@ Chicago	Kirk McLean
(0-1-12)						
1995-96	Petr Klima	Nov 18	2:06	4-5	@ Tampa Bay	Kirk McLean
(1-4-15)	Chris Therien	Nov 19	0:32	2-3	@ Philadelphia	Kirk McLean
	Alex Hicks	Jan 24	1:34	1-2	vs Anaheim	Corey Hirsch
	Steve Thomas	Jan 30	3:46	2-3	vs New Jersey	Corey Hirsch



Year	Goal Scorer	Date	Time	Score	Opponent	Goalie
1996-97 (5-2-7)	Russ Courtnall	Feb 9	0:21	3-2	@ Edmonton	Fred Brathwaite
	Rick Tocchet	Oct 14	4:45	4-5	vs Boston	Kirk McLean
	Esa Tikkanen	Nov 1	0:42	5-4	@ Edmonton	Curtis Joseph
	Bryan McCabe	Nov 13	0:45	4-5	@ NY Islanders	Corey Hirsch
	Chris Joseph	Nov 21	3:51	2-1	vs Chicago	Jeff Hackett
	Mike Sillinger	Dec 4	3:38	7-6	@ Buffalo	Dominik Hasek
	Alex Mogilny	Jan 22	1:24	4-3	@ Chicago	Jeff Hackett
1997-98 (0-3-14)	Jyrki Lumme	Jan 30	1:30	2-1	vs NY Islanders	Tommy Salo
	Kevin Hatcher	Oct 25	0:41	2-3	vs Pittsburgh	Kirk McLean
	Rob Brown	Nov 1	3:52	6-7	@ Pittsburgh	Kirk McLean
	Greg Johnson	Nov 22	1:22	4-5	vs Chicago	Kirk McLean
	Jaromir Jagr	Feb 11	1:21	5-6	@ Pittsburgh	Corey Hirsch
1998-99 (0-1-12)	Valeri Bure	Oct 13	3:05	3-4	vs Calgary	Garth Snow
	Mark Messier	Oct 19	0:43	6-5	@ Tampa Bay	Dan Cloutier
	Todd Bertuzzi	Dec 2	1:51	3-2	vs Edmonton	Tommy Salo
	Milan Hejduk	Dec 12	1:36	2-3	vs Colorado	Kevin Weekes
	Adam Burt	Dec 29	2:34	2-3	vs Philadelphia	Garth Snow
	Sylvain Cote	Jan 12	3:16	2-3	@ Chicago	Felix Potvin
	Mark Messier	Jan 13	3:29	4-3	@ Nashville	Mike Dunham
	Steve Thomas	Jan 17	4:55	4-5	vs Toronto	Felix Potvin
	Ethan Moreau	Jan 25	4:00	4-5	vs Edmonton	Garth Snow
	Mattias Ohlund	Feb 9	1:22	4-3	vs Calgary	Fred Brathwaite
	Mats Sundin	Mar 6	3:13	5-6	vs Toronto	Felix Potvin
	Jozef Stempel	Mar 13	3:53	2-3	@ Los Angeles	Felix Potvin
	Rem Murray	Apr 7	4:01	4-5	vs Edmonton	Felix Potvin
	Ed Jovanovski	Oct 6	2:20	4-3	@ Florida	Trevor Kidd
	Jeremy Roenick	Oct 21	0:16	2-3	vs Phoenix	Felix Potvin
2000-01 (5-7-11)	Andrei Nikolishin	Nov 22	4:17	2-3	@ Washington	Felix Potvin
	Anson Carter	Dec 20	2:41	2-3	@ Edmonton	Bob Essensa
	Milan Hejduk	Dec 23	3:59	2-3	@ Colorado	Felix Potvin
	Mattias Ohlund	Jan 30	1:43	3-2	vs Minnesota	Jamie McLennan
	Adam Oates	Feb 14	4:19	3-4	vs Washington	Dan Cloutier
	Brendan Morrison	Feb 17	0:58	6-5	@ Edmonton	Tommy Salo
	Mattias Ohlund	Mar 2	3:40	3-2	vs St. Louis	Brent Johnson
	Aaron Gavey	Mar 4	2:26	3-4	vs Minnesota	Dan Cloutier
	Shane Doan	Mar 8	0:38	2-3	@ Phoenix	Bob Essensa
	Harold Druken	Apr 5	3:19	3-2	vs Los Angeles	Felix Potvin
	Ed Jovanovski	Dec 12	4:06	1-0	@ Anaheim	J.S. Giguere
	Kris Draper	Jan 9	2:26	4-5	@ Detroit	Peter Skudra
	Glen Murray	Feb 12	2:03	1-2	vs Boston	Peter Skudra
	Mike Modano	Feb 28	4:59	3-4	vs Dallas	Dan Cloutier
	Mattias Ohlund	Mar 17	3:04	3-2	@ New Jersey	Martin Brodeur
2001-02 (4-3-7)	Andrew Cassels	Mar 28	4:20	4-3	vs Columbus	Marc Denis
	Brendan Morrison	Apr 5	2:23	5-4	vs Minnesota	Dwayne Roloson
	Todd Bertuzzi	Dec 4	0:56	3-2	@ New Jersey	Martin Brodeur
	Markus Naslund	Dec 21	2:20	4-3	vs Edmonton	Tommy Salo
	Brendan Morrison	Feb 13	1:58	2-1	vs Colorado	Patrick Roy
	Marek Malik	Feb 18	3:02	4-3	@ Detroit	Curtis Joseph
	Brendan Morrison	Feb 22	1:22	3-2	@ Edmonton	Tommy Salo
	Rick Nash	Mar 6	2:02	4-5	@ Columbus	Alex Auld
	Simon Gagne	Nov 13	1:47	3-4	@ Philadelphia	Johan Hedberg
	Brian Rolston	Nov 15	4:15	1-2	@ Boston	Dan Cloutier
	Mattias Ohlund	Nov 18	3:02	5-4	vs Montreal	Jose Theodore
	Sami Salo	Nov 20	2:59	3-2	vs Chicago	Craig Anderson
	Markus Naslund	Nov 27	4:13	3-2	@ Ottawa	Patrick Lalime
	Markus Naslund	Dec 9	0:24	4-3	vs Pittsburgh	Marc-Andre Fleury
	Markus Naslund	Dec 14	4:13	2-1	vs Carolina	Jaime Storr
2002-03 (5-1-13)	Brendan Morrison	Dec 16	1:19	2-1	@ Nashville	Tomas Vokoun
	Todd Bertuzzi	Dec 31	4:33	4-3	@ Chicago	Michael Leighton
	Markus Naslund	Jan 21	4:39	5-4	vs Tampa Bay	Nikolai Khabibulin
	Adrian Aucoin	Feb 3	0:36	4-5	@ NY Islanders	Johan Hedberg
	Eric Brewer	Feb 21	3:56	3-4	@ Edmonton	Dan Cloutier
	Brent Sopel	Feb 26	2:14	3-2	vs San Jose	Vesa Toskala
	Geoff Sanderson	Mar 12	4:27	4-3	@ Edmonton	Jussi Markkanen
	Tyler Arnason	Mar 19	1:44	3-4	@ Chicago	Alex Auld
	Brendan Morrison	Mar 27	0:40	3-2	vs Dallas	Ron Tugnutt
2003-04 (11-5-10)						

# RECORD IN OVERTIME GAMES & SHOOTOUT GAMES

Year	Goal Scorer	Date	Time	Score	Opponent	Goalie
2004-05	-	-	-	-	-	-
2005-06 (4-0-4)	Ian Laperriere	Oct. 29	1:55	3-4	@ Colorado	Alex Auld
	Michael Peca	Dec. 17	4:08	4-5	vs Edmonton	Maxime Ouellet
	Brendan Morrison	Jan. 7	2:53	4-3	vs Calgary	Miikka Kiprusoff
	Daniel Sedin	Feb. 12	1:26	3-2	vs Minnesota	Manny Fernandez
	David Legwand	Mar. 9	0:06	2-3	vs Nashville	Alex Auld
	Ed Jovanovski	Apr. 8	2:27	3-2	vs Calgary	Miikka Kiprusoff
	Christian Ehrhoff	Apr. 12	0:34	4-5	vs San Jose	Alex Auld
	Brendan Morrison	Apr. 15	4:23	4-3	vs Colorado	Jose Theodore
	Daniel Sedin	Oct. 6	0:31	3-2	@ Columbus	Pascal LeClaire
2006-07 (12-0-3)	Sami Salo	Oct. 20	4:59	3-2	@ St. Louis	Curtis Sanford
	Lukas Krajicek	Oct. 21	2:32	4-3	@ Nashville	Tomas Vokoun
	Brendan Morrison	Nov. 22	3:01	4-3	@ Detroit	Dominik Hasek
	Daniel Sedin	Dec. 8	3:02	4-3	vs Carolina	Cam Ward
	Sami Salo	Dec. 27	2:46	6-5	vs Calgary	Miikka Kiprusoff
	Matt Cooke	Jan. 5	1:24	3-2	vs Edmonton	Dwayne Roloson
	Alexander Frolov	Jan. 26	1:48	2-3	vs Los Angeles	Roberto Luongo
	Sami Salo	Feb. 14	4:20	3-2	@ Minnesota	Niklas Backstrom
	Daniel Sedin	Feb. 20	2:19	3-2	@ Anaheim	J.S. Giguere
	Jere Lehtinen	Feb. 25	4:17	1-2	@ Dallas	Roberto Luongo
	Henrik Sedin	Mar. 9	3:30	2-1	@ San Jose	Evgeni Nabokov
	Brent Burns	Mar. 13	4:24	2-3	vs Minnesota	Roberto Luongo
	Daniel Sedin	Mar. 15	1:09	3-2	vs St. Louis	Curtis Sanford
	Mattias Ohlund	Apr. 7	0:34	4-3	@ San Jose	Evgeni Nabokov
	Daniel Sedin	Oct. 6	4:55	4-3	@ Calgary	Miikka Kiprusoff
2007-08 (4-0-1)	Henrik Sedin	Nov. 9	1:22	2-1	vs Colorado	Jose Theodore
	Daniel Sedin	Feb. 19	3:18	3-2	@ Minnesota	Niklas Backstrom
	Jason Chimera	Feb. 29	1:07	2-3	vs Columbus	Roberto Luongo
	Ryan Kesler	Mar. 10	0:46	2-1	@ Los Angeles	Dan Cloutier

\*Please note that the all-time overtime record does not include shootouts. The first column represents a win (two points earned), the second column represents a loss (zero points earned) and the third column represents games in which one point was earned in overtime (tie, OTL or O).

## OVERALL SHOOTOUT RECORD: 16-16

### HOME RECORD: 10-8 ROAD RECORD: 6-8

Year	Goal Scorer	Date	Score	Opponent	Goalie
2005-06 (4-4)	Raffi Torres	Oct. 8	3-4	@ Edmonton	Dan Cloutier
	Daniel Sedin	Dec. 9	3-2	vs Ottawa	Dominik Hasek
	Alexander Frolov	Dec. 19	3-4	vs Los Angeles	Alex Auld
	Steven Reinprecht	Dec. 23	5-6	vs Calgary	Alex Auld
	Jarkko Ruutu	Jan. 28	4-3	@ Colorado	David Aebischer
	Markus Naslund	Mar. 3	5-4	@ Chicago	Craig Anderson
	Todd Bertuzzi	Mar. 23	4-3	vs Edmonton	Dwayne Roloson
	Mikko Koivu	Mar. 31	1-2	vs Minnesota	Alex Auld
	Petteri Nummelin	Oct. 10	1-2	@ Minnesota	Roberto Luongo
2006-07 (6-3)	Markus Naslund	Oct. 27	3-2	vs Washington	Olaf Kolzig
	Ryan Kesler	Jan. 3	2-1	vs Dallas	Marty Turco
	Josh Green	Jan. 7	4-3	vs Florida	Ed Belfour
	Ales Kotalik	Jan. 19	3-4	@ Buffalo	Dany Sabourin
	Nikolai Zherdev	Jan. 30	2-3	vs Columbus	Roberto Luongo
	Trevor Linden	Feb. 16	2-1	@ Chicago	Patrick Lalime
	Daniel Sedin	Mar. 4	4-3	vs Minnesota	Niklas Backstrom
	Brett McLean	Mar. 25	4-5	vs Colorado	Roberto Luongo
	Ales Hemsky	Nov. 14	0-1	vs Edmonton	Roberto Luongo
	Shawn Horcoff	Nov. 20	4-5	@ Edmonton	Roberto Luongo
	Kristopher Letang	Dec. 8	1-2	vs Pittsburgh	Roberto Luongo
	Fernando Pisani	Dec. 15	1-2	@ Edmonton	Curtis Sanford
	Taylor Pyatt	Dec. 22	2-1	@ Phoenix	Ilya Bryzgalov
	Alexander Edler	Jan. 8	3-2	vs NY Islanders	Rick DiPietro
	Alexander Edler	Jan. 13	4-3	@ St. Louis	Manny Legace
2007-08 (6-9)	Henrik Zetterberg	Jan. 17	2-3	@ Detroit	Roberto Luongo
	Daniel Sedin	Jan. 23	3-2	vs St. Louis	Manny Legace
	Nathan Horton	Feb. 1	3-4	@ Florida	Roberto Luongo
	Brenden Morrow	Feb. 5	2-3	@ Dallas	Roberto Luongo
	Ryan Shannon	Feb. 10	3-2	vs Chicago	Nikolai Khabibulin
	Mikko Koivu	Feb. 14	4-5	vs Minnesota	Roberto Luongo
	Mason Raymond	Feb. 21	3-2	@ Nashville	Chris Mason
	Joe Sakic	Feb. 27	2-3	vs Colorado	Roberto Luongo

Rk	Player	GP	G	A	PTS	PIM
1	M. Naslund	884	346	410	756	634
2	T. Linden	1140	318	415	733	710
3	S. Smyl	896	262	411	673	1556
4	T. Gradin	613	197	353	550	280
5	P. Bure	428	254	224	478	280
6	T. Tanti	531	250	220	470	489
7	T. Bertuzzi	518	188	261	449	822
8	D. Lever	593	186	221	407	354
9	B. Morrison	543	136	257	393	326
10	A. Boudrias	458	121	267	388	140
11	<b>D. Sedin</b>	<b>560</b>	<b>148</b>	<b>232</b>	<b>380</b>	<b>228</b>
12	<b>H. Sedin</b>	<b>564</b>	<b>87</b>	<b>291</b>	<b>378</b>	<b>322</b>
13	P. Skiko	472	171	202	373	221
14	G. Adams	489	179	190	369	154
15	P. Sundstrom	374	133	209	342	181
16	C. Ronning	366	112	216	328	183
T-17	J. Lumme	579	83	238	321	345
18	D. Kearns	677	31	290	321	386
19	D. Lidster	666	65	244	309	526
20	A. Mogilny	312	139	169	308	144
21	D. Ververgaert	409	139	165	304	177
22	<b>M. Ohlund</b>	<b>688</b>	<b>87</b>	<b>213</b>	<b>300</b>	<b>651</b>
23	C. Oddleifson	469	85	180	265	439
24	G. Courtinall	292	102	144	246	495
25	D. Rota	289	120	116	236	453
26	E. Jovanovski	434	57	177	234	536
27	R. Lanz	417	56	171	227	331
T-28	J. Sandlak	509	104	117	221	789
29	R. Blight	324	96	125	221	168
30	B. Schmautz	285	108	104	212	428
31	C. Fraser	348	92	114	206	651
32	M. Cooke	566	83	20	203	625
33	K. McCarthy	352	51	148	199	388
34	B. Pederson	233	60	137	197	174
35	H. Snepsts	781	35	160	195	1446
36	G. O'Flaherty	435	98	95	193	166
37	B. Lalonde	353	72	117	189	185
38	I. Boldirev	216	80	104	184	105
39	R. Sedlbauer	325	108	69	177	170
40	M. Gelinas	258	90	81	171	163
41	A. Cassels	198	40	128	168	48
42	D. Williams	312	83	82	165	1324
T-43	O. Kurtenbach	229	62	101	163	200
44	D. Halward	324	45	118	163	389
T-45	M. Lemay	279	70	92	162	367
	M. Messier	207	52	110	162	121
47	J. Gould	218	82	76	158	53
48	D. Babych	409	23	131	154	253
49	<b>S. Salo</b>	<b>342</b>	<b>48</b>	<b>103</b>	<b>151</b>	<b>134</b>
50	G. Lupul	293	70	75	145	243
51	I. Lariouov	210	51	92	143	88
52	S. Momesso	269	68	73	141	655
T-53	G. Monahan	287	58	82	140	166
	G. Butcher	610	33	107	140	1668
55	J. Gillis	309	63	75	138	210
56	D. Tallon	222	44	93	137	219
T-57	B. Bradley	193	51	81	132	155
	J. Guevremont	227	44	88	132	124
59	B. Dailey	257	38	93	131	417
60	B. Sopel	322	33	97	130	139
61	P. Nedved	222	63	61	124	152
T-62	W. Maki	180	50	73	123	148
	I. Hlinka	137	42	81	123	28
T-64	R. Sutter	291	61	61	122	533
	L. Lindgren	335	23	99	122	292
66	A. Aucoin	341	49	71	120	224
67	J. Bubla	256	17	101	118	202
68	P. Reinhart	131	24	90	114	74
69	M. Walton	115	44	69	113	71
T-70	T. Klatt	313	51	60	111	87
	R. Courtinall	141	39	72	111	68
72	C. Neely	201	51	53	104	320
T-73	D. Brashear	388	50	53	103	1159
	H. Graves	196	42	61	103	49
75	B. Hedican	310	17	85	102	202
76	P.O. Brasar	181	37	63	100	21

Rk	Player	GP	G	A	PTS	PIM
T-77	G. Odjick	444	46	52	98	2127
	L. Molin	172	33	65	98	37
79	R. Paiement	146	44	47	91	269
T-80	S. Bozek	191	46	44	90	118
	R. Lemieux	192	29	61	90	68
	B. Wilkins	276	21	69	90	458
83	P. Bordeleau	183	33	56	89	47
84	D. Murzyn	452	23	65	88	900
85	S. Tambellini	161	42	45	87	34
86	D. Quinn	101	34	49	83	73
T-87	M. Petit	226	24	57	81	373
	<b>R. Kesler</b>	<b>238</b>	<b>39</b>	<b>42</b>	<b>81</b>	<b>214</b>
89	J. Slego	154	12	65	77	235
90	P. Schaefer	178	36	39	75	50
91	<b>T. Pyatt</b>	<b>155</b>	<b>39</b>	<b>35</b>	<b>74</b>	<b>102</b>
92	M. Ridley	112	26	47	73	71
T-93	P. Martin	131	27	45	72	60
	G. Diduck	265	17	55	72	548
95	M. Hall	109	27	44	71	78
96	J. Benning	241	15	55	70	122
97	B. Manno	163	13	55	68	115
98	G. Boddy	273	23	44	67	263
T-99	M. Craven	88	15	50	65	42
	A. Plavsic	182	13	52	65	147
101	E. Tikkanen	100	25	39	64	80
102	D. Tannahill	111	30	33	63	25
103	R. Nordmark	169	10	52	62	194
T-104	M. Sillinger	138	28	32	60	31
	<b>K. Bieksa</b>	<b>154</b>	<b>14</b>	<b>46</b>	<b>60</b>	<b>301</b>
	M. Robitaille	174	10	50	60	121
T-107	D. Ward	103	28	31	59	119
	G. Valk	172	24	35	59	200
109	A. Chubarov	228	25	33	58	40
110	R. Kron	144	24	33	57	37
T-111	B. May	225	29	27	56	380
	H. Druken	118	27	29	56	30
	M. Corrigan	95	24	32	56	128
T-114	A. Carter	81	33	22	55	41
	P. McHab	88	24	31	55	20
	J.J. Daigneault	131	9	46	55	114
T-117	B.J. MacDonald	88	26	28	54	32
	D. Scatchard	179	26	28	54	329
	J. Brown	72	10	44	54	44
120	B. Peterson	146	15	38	53	171
T-121	<b>A. Burrows</b>	<b>206</b>	<b>22</b>	<b>30</b>	<b>52</b>	<b>333</b>
	D. Capuano	88	16	36	52	52
	J. Ruutu	267	23	28	51	453
123	M. Crawford	176	19	31	50	229
T-124	T. Taylor	125	20	29	49	141
	D. Hodgson	74	16	33	49	52
T-126	B. Ashton	124	23	25	48	68
	B. Muckalt	106	20	28	48	115
	T. Fergus	80	19	29	48	37
129	R. Oksijoki	68	21	25	46	44
T-130	N. Bolland	106	13	31	44	54
	A. Semenov	62	10	34	44	28
	S. Walker	197	10	34	44	302
	M. Baron	383	10	34	44	375
T-134	D. Balon	116	22	21	43	43
	J. Wright	91	13	30	43	43
136	T. Letowski	120	18	24	42	51
T-137	D. Bruce	143	23	18	41	245
	J. Beranek	95	14	27	41	88
T-139	D. Lowry	165	19	21	40	357
	J. Null	124	17	23	40	219
	<b>N. Baumgartner</b>	<b>87</b>	<b>6</b>	<b>34</b>	<b>40</b>	<b>36</b>
T-142	J. Butler	128	19	20	39	96
	T. Pratt	176	9	30	39	261
T-144	M. Kirtan	119	23	14	37	27
	R. Delorme	210	17	20	37	383
	M. Malik	147	10	27	37	97
147	B. Gassoff	122	19	17	36	163
T-148	A. DeMarco	95	13	22	35	23
	J. Grisdale	199	3	32	35	266
T-150	B. Derlago	63	15	19	34	29
	W. Connelly	53	14	20	34	12

Rk	Player	GP	G	A	PTS	PIM	Rk	Player	GP	G	A	PTS	PIM
	A. MacAdam	80	14	20	34	27		R. Summanen	19	6	7	13	2
	V. Krutov	61	11	23	34	20		J. Green	90	6	7	13	39
	P. Popiel	116	11	23	34	97		R. Shannon	27	5	8	13	24
T-155	R. Cullen	70	12	21	33	42		J. Holden	46	4	9	13	12
	D. Dunn	69	11	22	33	87		J. McIntyre	90	3	10	13	75
	H. York	103	11	22	33	40		B. Murray	90	3	10	13	42
	B. McCabe	95	8	25	33	184		J. Hughes	52	2	11	13	181
T-159	L. Rochefort	87	18	14	32	2		G. Doak	82	2	11	13	135
	J.M. Lanthier	105	16	16	32	29		A. Schliebener	84	2	11	13	74
	B. Allen	216	14	18	32	288		L. Carriere	56	1	12	13	66
	G. Minor	140	11	21	32	173		M. Peca	37	6	6	12	32
	L. Rohlin	96	8	24	32	40		<b>T-240 J. Cowan</b>	<b>88</b>	<b>7</b>	<b>4</b>	<b>11</b>	<b>203</b>
T-164	P. Zezel	66	11	20	31	18		B. Isbister	55	6	5	11	38
	C. Cox	177	10	21	31	535		C. Ruutu	25	5	6	11	23
166	D. Johnson	77	16	14	30	16		R. Stern	97	5	6	11	480
T-167	D. Roberts	71	11	18	29	51		I. Kidd	20	4	7	11	25
	G. Hawgood	95	7	22	29	32		J. Korab	31	4	7	11	64
T-169	L. Goodenough	113	7	21	28	75		B. Ritchie	71	3	8	11	80
T-170	S. Kariya	65	9	18	27	32		B. Convery	19	2	9	11	8
	R. Dirk	217	9	18	27	401		A. Eldebrink	43	2	9	11	21
	C. Joseph	101	5	22	27	68		T-249 R. Murphy	73	6	4	10	100
	<b>L. Krajicek</b>	<b>117</b>	<b>5</b>	<b>22</b>	<b>27</b>	<b>100</b>		N. LaFayette	38	5	5	10	6
	T. Kurvers	32	4	23	27	20		J. Wiley	36	4	6	10	6
T-175	L. Bohonos	70	13	13	26	10		B. Robertsson	69	4	6	10	37
	C. Alexander	32	8	18	26	6		G. Sanderson	22	3	7	10	4
	D. Wickenheiser	80	7	19	26	36		T-254 G. Richardson	24	3	6	9	19
T-178	G. Meehan	57	10	15	25	4		M. Wotton	42	3	6	9	19
	B. Noonan	82	10	15	25	62		A. Miller	57	1	8	9	32
	S. Lachance	157	4	21	25	96		T-257 R. Tudor	26	4	4	8	19
T-181	R. Boyd	62	7	17	24	64		K. Berry	27	4	4	8	11
	J. McIlhargey	167	6	18	24	403		J. Kurtz	27	3	5	8	14
T-183	J. LeBlanc	43	13	10	23	18		B. Maxwell	30	1	7	8	28
	J. Bulis	79	12	11	23	70		S. Kannegiesser	42	1	7	8	36
	J. King	55	12	11	23	8		J. Hargreaves	66	1	7	8	105
	J. Hlavac	55	10	13	23	16		J. Namestnikov	33	0	8	8	14
	<b>A. Edler</b>	<b>97</b>	<b>9</b>	<b>14</b>	<b>23</b>	<b>9</b>		R. Brodeur (G)	377	0	8	8	24
	D. Pederson	102	8	15	23	98		T-265 D. Jackson	15	6	1	7	13
	D. Richter	127	4	19	23	396		M. Bridgman	15	4	3	7	10
	<b>W. Mitchell</b>	<b>134</b>	<b>3</b>	<b>20</b>	<b>23</b>	<b>126</b>		B. Smolinski	20	4	3	7	8
T-191	R. Vaive	47	13	8	21	111		G. Rizzuto	37	3	4	7	16
	<b>M. Raymond</b>	<b>49</b>	<b>9</b>	<b>12</b>	<b>21</b>	<b>2</b>		D. Kozak	28	2	5	7	30
	L. Melnyk	190	5	16	21	246		J. Dowd	38	1	6	7	6
	K. McLean (G)	516	0	21	21	54		R. Fitzpatrick	58	1	6	7	46
T-195	B. McSheffrey	87	13	7	20	44		T-272 G.C. Adams	12	4	2	6	35
	R. Walter	92	9	11	20	59		<b>M. Pettinger</b>	<b>20</b>	<b>4</b>	<b>2</b>	<b>6</b>	<b>11</b>
	R. Stewart	53	8	12	20	4		B. Reid	13	2	4	6	0
	D. Saunders	56	7	13	20	10		<b>J. Jaffray</b>	<b>19</b>	<b>2</b>	<b>4</b>	<b>6</b>	<b>19</b>
	J. Schella	115	2	18	20	224		D. Kesa	19	2	4	6	18
200	J. Strudwick	243	4	15	19	374		J. Mair	23	2	4	6	10
T-201	J. Mazur	47	11	7	18	20		S. McCarthy	51	2	4	6	43
	R. Park	60	8	10	18	29		R. Ward	71	2	4	6	4
	T. Hunter	176	8	10	18	512		D. Seguin	26	1	5	6	46
	K. Guy	114	5	13	18	105		T. Santala	30	1	5	6	24
	P. Quinn	133	4	14	18	212		D. Logan	40	1	5	6	122
T-206	M. Keane	64	8	9	17	20		H. Vasiljevs	18	3	2	5	2
	J. Carson	34	7	10	17	22		B. Wilcox	33	3	2	5	15
	C. Campbell	89	1	16	17	206		W. Brookbank	52	3	2	5	176
T-209	T. Currie	38	9	7	16	4		S. Nemchinov	6	2	3	5	4
	J. Charbonneau	46	8	8	16	55		B. Loney	12	2	3	5	6
	D. Sanderson	16	7	9	16	30		T. Bouck	36	2	3	5	60
	T. Hall	34	7	9	16	25		D. Berehowsky	39	2	3	5	39
	B. Helmer	62	7	9	16	81		C. McAllister	64	2	3	5	169
	T. Warriner	44	6	10	16	34		J. Cullimore	64	2	3	5	62
	M. Marois	50	4	12	16	115		R. Gregg	21	1	4	5	24
T-217	A. Spruce	51	9	6	15	37		C. O'Sullivan	11	0	5	5	2
	M. Arvedson	41	8	7	15	12		<b>R. Luongo (G)</b>	<b>149</b>	<b>0</b>	<b>5</b>	<b>5</b>	<b>14</b>
	D. Stanley	100	6	9	15	192		T-295 D. Callander	21	3	1	4	2
	A. McBain	45	5	10	15	54		R. Stewart	42	3	1	4	10
	S. Staios	143	3	12	15	74		<b>R. Rypien</b>	<b>29</b>	<b>2</b>	<b>2</b>	<b>4</b>	<b>50</b>
	G. Ledyard	49	2	13	15	14		S. Kulak	32	2	2	4	37
T-223	D. Smith	40	6	8	14	76		M. Chouinard	42	2	2	4	10
	M. Lindgren	54	5	9	14	18		N. Eisenhut	13	1	3	4	21
	W. Huber	35	4	10	14	40		L. Lunde	20	1	3	4	2
	D. Gagner	33	2	12	14	24		B. Smith	21	1	3	4	52
	R. Eriksson	35	2	12	14	4		R. Holt	22	1	3	4	80
T-228	D. Hendrickson	67	7	6	13	36		E. Hatoum	26	1	3	4	21

Rk	Player	GP	G	A	PTS	PIM
	D. Fortier	58	1	3	4	125
	F. Potvin (G)	69	0	4	4	4
	K. Whitmore (G)	74	0	4	4	15
	D. Cloutier (G)	208	0	4	4	70
T-309	J. Belanger	9	3	0	3	4
	V. Sharifjanov	17	2	1	3	14
	A. Semak	18	2	1	3	2
	K. Maney	21	2	1	3	15
	S. Morin	6	1	2	3	8
	Y. Tremblay	12	1	2	3	12
	M. Rucinsky	13	1	2	3	10
	M. Stapleton	18	1	2	3	8
	F. Speck	18	1	2	3	0
	J. Wiste	23	1	2	3	0
	L. Goren	30	1	2	3	30
	T. Crowder	30	1	2	3	52
	L. Courville	33	1	2	3	11
	R. Flockhart	43	1	2	3	12
	S. Antoski	68	1	2	3	265
	M. Stevens	6	0	3	3	6
	D. Gibson	14	0	3	3	20
	R. Buskas	17	0	3	3	36
	G. Martin	24	0	3	3	45
	G. Cochrane	63	0	3	3	177
	A. Auld (G)	81	0	3	3	4
	C. Hirsch (G)	101	0	3	3	12
	F. Caprice (G)	102	0	3	3	17
	G. Snow (G)	109	0	3	3	46
	G. Hanlon (G)	137	0	3	3	107
T-334	K. Beech	4	1	1	2	0
	D. Woodley	5	2	0	2	17
	P. Kavanagh	6	2	0	2	2
	P. Bakovic	10	2	0	2	48
	G. Leeman	10	2	0	2	0
	L. Bourdon	36	2	0	2	24
	C. Vilgrain	6	1	1	2	0
	L. Vaic	9	1	1	2	2
	M. Christie	9	1	1	2	0
	Z. Komarniski	19	1	1	2	10
	M. Bergevin	9	0	2	2	2
	H. Young	11	0	2	2	25
	F. Fedorov	15	0	2	2	8
	K. Carney	18	0	2	2	14
	M. Reaume	27	0	2	2	4
	D. Sly	31	0	2	2	10
	J. Huscroft	33	0	2	2	118
	D. Malkoc	41	0	2	2	136
	G. Bromley (G)	73	0	2	2	8
	G. Smith (G)	208	0	2	2	104
T-353	M. Grenier	7	1	0	1	9
	T. Lenardon	8	1	0	1	4
	M. Lampman	14	1	0	1	0
	<b>M. Brown</b>	<b>19</b>	<b>1</b>	<b>0</b>	<b>1</b>	<b>55</b>
	F. Kucera	26	1	0	1	10
	D. Ratushny	1	0	1	1	2
	J. Balej	1	0	1	1	0
	S. Pronger	3	0	1	1	4
	B. Moran	3	0	1	1	2
	B. Affleck	5	0	1	1	0
	G. Hubick	5	0	1	1	0
	J. McDonnell	7	0	1	1	12
	T. Mojzis	7	0	1	1	12
	<b>P. Coulombe</b>	<b>7</b>	<b>0</b>	<b>1</b>	<b>1</b>	<b>4</b>
	J. Kocur	7	0	1	1	19
	C. Levie	9	0	1	1	13
	E. Ciccone	13	0	1	1	47
	D. Bodger	13	0	1	1	4
	P. Lawless	13	0	1	1	0
	L. Zetterstrom	14	0	1	1	2
	S. Burke (G)	16	0	1	1	14
	<b>C. Sanford (G)</b>	<b>16</b>	<b>0</b>	<b>1</b>	<b>1</b>	<b>2</b>
	W. Young (G)	30	0	1	1	0
	R. Bartel	40	0	1	1	14
	D. Langdon	45	0	1	1	143
	P. Skudra (G)	46	0	1	1	2
	M. Weaver	55	0	1	1	33

Rk	Player	GP	G	A	PTS	PIM
	J. Garrett (G)	56	0	1	1	23
	A. Stojanov	62	0	1	1	136
	J. Agnew	65	0	1	1	189
	T. Gamble (G)	72	0	1	1	22
	C. Maniago (G)	93	0	1	1	18
	C. Ridley (G)	96	0	1	1	13
	D. Wilson (G)	148	0	1	1	39
T-387	C. Brown	1	0	0	0	7
	D. Dunbar	1	0	0	0	2
	B. Hurlburt	1	0	0	0	2
	P. Ryan	1	0	0	0	2
	M. Bannerman (G)	1	0	0	0	0
	K. Block	1	0	0	0	0
	S. Hazlett	1	0	0	0	0
	R. Homenuke	1	0	0	0	0
	M. Jokela	1	0	0	0	0
	B. MacDonald	1	0	0	0	0
	S. McKichan (G)	1	0	0	0	0
	R. McVicar (G)	1	0	0	0	0
	T. Moss (G)	1	0	0	0	0
	G. Sobchuk	1	0	0	0	0
	S. Veyssey	1	0	0	0	0
	<b>Z. Fitzgerald</b>	<b>1</b>	<b>0</b>	<b>0</b>	<b>0</b>	<b>0</b>
	K. Primeau	2	0	0	0	4
	R. Bawa	2	0	0	0	0
	B. Cook	2	0	0	0	0
	P. Folco	2	0	0	0	0
	D. Gloor	2	0	0	0	0
	L. Gould	2	0	0	0	0
	B. Holloway	2	0	0	0	0
	<b>D. MacIntyre</b>	<b>2</b>	<b>0</b>	<b>0</b>	<b>0</b>	<b>0</b>
	D. McClelland (G)	2	0	0	0	0
	A. Michaud (G)	2	0	0	0	0
	A. Tezikov	2	0	0	0	0
	J. Schultz	2	0	0	0	0
	S. Stone	2	0	0	0	0
	D. McCord	3	0	0	0	6
	R. Bonni	3	0	0	0	0
	J. Capuano	3	0	0	0	0
	R. Heinz (G)	3	0	0	0	0
	N. Smith	4	0	0	0	0
	R. Gordon	4	0	0	0	2
	B. Leeb	4	0	0	0	2
	M. Quellet	4	0	0	0	2
	P. O'Neil	5	0	0	0	0
	J. Hansen	5	0	0	0	2
	C. Schwab	6	0	0	0	2
	M. Brochu (G)	6	0	0	0	0
	M. Fountain	6	0	0	0	0
	B. Mason (G)	6	0	0	0	0
	T. Hawkins	8	0	0	0	15
	S. Butenschon	8	0	0	0	10
	M. Noronen (G)	8	0	0	0	2
	S. Washburn	8	0	0	0	2
	D. Morrison	8	0	0	0	0
	D. Sabourin (G)	9	0	0	0	0
	J. Rohlicek	9	0	0	0	8
	J. Caron (G)	10	0	0	0	2
	S. Brown	12	0	0	0	8
	K. Ellacott (G)	12	0	0	0	0
	J. Arbour	13	0	0	0	12
	L. Bolonchuk	15	0	0	0	6
	M. Brown	16	0	0	0	77
	B. Glynn	16	0	0	0	12
	E. Weinrich	16	0	0	0	8
	B. Bullock (G)	16	0	0	0	2
	<b>N. McIver</b>	<b>18</b>	<b>0</b>	<b>0</b>	<b>0</b>	<b>59</b>
	J. Hedberg (G)	21	0	0	0	10
	K. Weekes (G)	31	0	0	0	0
	C. Hodge (G)	35	0	0	0	0
	B. Essensa (G)	39	0	0	0	4
	A. Irbe (G)	41	0	0	0	2
	G. Gardner (G)	42	0	0	0	0
	E. Dyck (G)	49	0	0	0	0
	K. Lockett (G)	55	0	0	0	0
	S. Weeks (G)	66	0	0	0	4

## GAMES

1.	Trevor Linden	1140
2.	Stan Smyl	896
3.	Markus Naslund	884
4.	Harold Snepsts	781
5.	<b>Mattias Ohlund</b>	<b>688</b>
6.	Dennis Kearns	677
7.	Doug Lidster	666
8.	Thomas Gradin	613
9.	Garth Butcher	610
10.	Don Lever	593

## GOALS

1.	Markus Naslund	346
2.	Trevor Linden	318
3.	Stan Smyl	262
4.	Pavel Bure	254
5.	Tony Tanti	250
6.	Thomas Gradin	197
7.	Todd Bertuzzi	188
8.	Don Lever	186
9.	Greg Adams	179
10.	Petri Skriko	171

## ASSISTS

1.	Trevor Linden	415
2.	Stan Smyl	411
3.	Markus Naslund	410
4.	Thomas Gradin	353
5.	<b>H. Sedin</b>	<b>291</b>
6.	Dennis Kearns	290
7.	Andre Boudrias	267
8.	Todd Bertuzzi	261
9.	Doug Lidster	244
10.	Brendan Morrison	241

## PENALTY MINUTES

1.	Gino Odjick	2127
2.	Garth Butcher	1668
3.	Stan Smyl	1556
4.	Harold Snepsts	1446
5.	Tiger Williams	1324
6.	Donald Brashear	1159
7.	Dana Murzyn	900
8.	Todd Bertuzzi	822
9.	Jim Sandlak	789
10.	Trevor Linden	730

## GAME WINNING GOALS

1.	Markus Naslund	49
2.	Trevor Linden	33
3.	Pavel Bure	32
4.	Brendan Morrison	30
T-5.	<b>Daniel Sedin</b>	<b>29</b>
	Tony Tanti	29
7.	Thomas Gradin	26
8.	Todd Bertuzzi	24
9.	Stan Smyl	20
T-10.	Petri Skriko	19
	Geoff Courtall	19

## POWER PLAY GOALS

1.	Markus Naslund	114
2.	Tony Tanti	102
3.	Trevor Linden	97
4.	Todd Bertuzzi	79
5.	Stan Smyl	74
6.	Pavel Bure	69
7.	Greg Adams	65
8.	<b>Daniel Sedin</b>	<b>58</b>
9.	Don Lever	53
10.	Thomas Gradin	49

## SHORT HANDED GOALS

1.	Pavel Bure	24
2.	Trevor Linden	15
T-3.	Stan Smyl	13
	Alex Mogilny	13
5.	Petri Skriko	11
6.	Matt Cooke	8
T-7.	Brendan Morrison	7
	Thomas Gradin	7
T-9.	8 players tied	6

## HAT TRICKS

T-1.	Markus Naslund	10
	Tony Tanti	10
3.	Pavel Bure	9
4.	Stan Smyl	7
T-5.	Todd Bertuzzi	5
	Petri Skriko	5
T-7.	Trevor Linden	4
	Thomas Gradin	4
	Alex Mogilny	4
	Darcy Rota	4
	Bobby Schmautz	4

## GOALTENDER

### Games Played

1.	Kirk McLean	516
2.	Richard Brodeur	377
T-3.	Dan Cloutier	208
	Gary Smith	208
5.	<b>Roberto Luongo</b>	<b>149</b>

### Wins

1.	Kirk McLean	211
2.	Richard Brodeur	126
3.	Dan Cloutier	109
4.	<b>Roberto Luongo</b>	<b>82</b>
5.	Gary Smith	72

### Shutouts

1.	Kirk McLean	20
2.	Dan Cloutier	14
T-3.	<b>Roberto Luongo</b>	<b>11</b>
	Gary Smith	11
T-5.	Richard Brodeur	6
	Garth Snow	6

### AVG (Min. 50 GP)

1.	<b>Roberto Luongo</b>	<b>2.33</b>
2.	Dan Cloutier	2.42
3.	Alex Auld	2.75
4.	Felix Potvin	2.83
5.	Garth Snow	2.87

## CENTRES

Rk.	Player	G	A	PTS
1.	Gradin	197	353	550
2.	Morrison	136	257	393
3.	<b>H. Sedin</b>	<b>87</b>	<b>291</b>	<b>378</b>
4.	Boudrias	121	267	388
5.	Sundstrom	133	209	342
6.	Ronning	112	216	328
7.	Oddleifson	85	180	265
8.	Pederson	60	137	197
9.	Lalonde	72	117	189
10.	Boldirev	80	104	184

## RIGHT WING

Rk.	Player	G	A	PTS
1.	Linden	318	415	733
2.	Smyl	262	411	673
3.	Bure	254	206	478
4.	Tanti	250	220	470
5.	Bertuzzi	188	261	449
6.	Mogilny	139	169	308
7.	Ververgaert	139	165	304
T-8.	Sandlak	104	117	221
	Blight	96	125	221
10.	Schmautz	108	104	212

## LEFT WING

Rk.	Player	G	A	PTS
1.	Naslund	346	410	756
2.	Lever	186	221	407
3.	<b>D. Sedin</b>	<b>148</b>	<b>232</b>	<b>380</b>
4.	Skriko	171	202	373
5.	G.G. Adams	179	190	369
6.	G. Courtall	102	144	246
7.	Rota	20	116	236
8.	Fraser	92	114	206
9.	Cooke	83	120	203
10.	O'Flaherty	98	95	193

## DEFENCEMEN

Rk.	Player	G	A	PTS
T-1.	Lumme	83	238	321
	Kearns	31	290	321
3.	Lidster	65	242	307
4.	<b>Ohlund</b>	<b>87</b>	<b>213</b>	<b>300</b>
5.	Jovanovski	57	177	234
6.	Lanz	56	171	227
7.	McCarthy	51	148	199
8.	Snepsts	35	160	195
9.	Halward	45	118	163
10.	Babych	23	131	154

## ROOKIE

Rk.	Player	G	A	PTS
T-1	Bure	34	26	60
	Hlinka	23	37	60
3.	Linden	30	29	59
4.	Ververgaert	26	31	57
T-5.	Blight	25	31	56
	Tallon	14	42	56
7.	Ward	22	30	52

## SEASON PLAYER RECORDS

Season	Goals	Assists	Points	Season	Goals	Assists	Points
1970-71	Paiement	34	Tallon 42	1988-89	Linden	30	Reinhart 50
1971-72	Boudrias	27	Guevremont 38		Skriko	30	Skriko 66
				1989-90	Adams	30	Reinhart 40
1972-73	Schmautz	38	Boudrias 40	1990-91	Linden	33	Quinn 63
1973-74	Schmautz	26	Boudrias 59		Courtall	33	Linden 70
	Vervegaert	26		1991-92	Bure	34	Ronning 47
1974-75	Lever	38	Boudrias 62		Bure	60*	Ronning 56
1975-76	Vervegaert	37	Kearns 46	1993-94	Bure	60*	Bure 47
			Oddleifson 46	1994-95	Bure	20	R. Courtall 24
1976-77	Blight	28	Kearns 55	1995-96	Mogilny	55	Mogilny 52
1977-78	Walton	29	Kearns 43	1996-97	Gelinas	35	Mogilny 42
1978-79	Sedlbauer	40	Gradin 31	1997-98	Bure	51	Bure 39
			Kearns 31	1998-99	Naslund	36	Messier 35
1979-80	Smyl	31	Smyl 47		Naslund	27	Cassels 45
1980-81	Williams	35	Gradin 48	2000-01	Naslund	41	Cassels 44
1981-82	Gradin	37	Gradin 49	2001-02	Naslund	40	Naslund 50
1982-83	Rota	42	Gradin 54		Naslund	48	Naslund 56
1983-84	Tanti	45	Gradin 57	2002-03	Naslund	35	Naslund 49
1984-85	Tanti	39	Sundstrom 43	2003-04	Naslund	38	Naslund 49
1985-86	Tanti	39	Sundstrom 48	2004-05	-	-	-
1986-87	Tanti	41	Pederson 52	2005-06	Carter	33	H. Sedin 57
1987-88	Tanti	40	Pederson 52	2006-07	D. Sedin	36	H. Sedin 71*
			Tanti 77	2007-08	D. Sedin	29	H. Sedin 61
							H. Sedin 76
</							

## SEASON PENALTY MINUTES AND GOALTENDING RECORDS

Season	Penalty Minutes	Goaltender Avg (Min. 20 GP)	Wins	Season	Penalty Minutes	Goaltender Avg (Min. 20 GP)	Wins						
1970-71	Paiement	152	Hodge	3.41	Hodge	15	1989-90	Stern	208	McLean	3.47	McLean	21
1971-72	Schella	166	Wilson	3.61	Wilson	16	1990-91	Odjick	296	Gamble	3.45	Gamble	16
1972-73	Schmautz	137	Wilson	3.94	Wilson	13	1991-92	Odjick	348	McLean	2.74	McLean	38
1973-74	Dailey	143	Smith	3.44	Smith	20	1992-93	Odjick	370	Whitmore	3.10	McLean	28
1974-75	Pratt	145	Smith	3.09	Smith	32	1993-94	Odjick	271	McLean	2.99	McLean	23
1975-76	Snepsts	125	Lockett	3.47	Smith	20	1994-95	Murzyn	129	McLean	2.75	McLean	18
1976-77	Snepsts	149	Maniago	3.36	Maniago	17	1995-96	Odjick	181	Hirsch	2.73	Hirsch	17
1977-78	McIlhargey	172	Maniago	4.02	Maniago	10	1996-97	Odjick	371	McLean	3.21	McLean	21
1978-79	Snepsts	130	Hanlon	3.10	Hanlon	12	1997-98	Brashear	372	Irbe	2.73	Irbe	14
1979-80	Smyl	204	Hanlon	3.47	Hanlon	12	1998-99	Brashear	209	Snow	2.93	Snow	20
1980-81	Williams	343	Brodeur	3.51	Brodeur	17	1999-00	Brashear	136	Potvin	2.59	Potvin	12
1981-82	Williams	341	Brodeur	3.35	Brodeur	20	2000-01	Brashear	145	Essensa	2.68	Essensa	18
1982-83	Williams	265	Brodeur	3.79	Brodeur	21	2001-02	Cooke	111	Skudra	2.42	Cloutier	31
1983-84	Williams	294	Brodeur	4.01	Garrett	14	2002-03	Bertuzzi	144	Cloutier	2.42	Cloutier	33
1984-85	Butcher	152	Brodeur	4.67	Brodeur	16	2003-04	May	137	Cloutier	2.27	Cloutier	33
1985-86	Butcher	188	Young	3.58	Brodeur	19	2004-05	-	-	-	-	-	-
1986-87	Butcher	207	Brodeur	3.59	Brodeur	20	2005-06	Ruutu	142	Auld	2.94	Auld	33
1987-88	Butcher	285	McLean	3.71	McLean	11	2006-07	Bieksa	134	Luongo	2.29	Luongo	47*
1988-89	Butcher	227	Weeks	2.98	McLean	20	2007-08	Burrows	179	Luongo	2.38	Luongo	35
*Club Record													

## GOALTENDING RECORDS

Goaltender	GPI	MINS	GA	SO	Avg	W-L-T	Goaltender	GPI	MINS	GA	SO	Avg	W-L-T
Kirk McLean	516	29,989	1637	20	3.28	211-228-59	Arturs Irbe	41	1999	91	2	2.73	14-11-6
Richard Brodeur	377	21,548	1389	6	3.87	126-172-62	Bob Essensa	39	2059	92	1	2.68	18-12-3
Dan Cloutier	208	12,010	485	14	2.42	109-68-23	Charlie Hodge	35	1967	112	0	3.42	15-13-5
Gary Smith	188	10,304	572	11	3.33	72-81-23	Kevin Weekes	31	1519	81	1	3.20	6-15-5
Roberto Luongo	149	8723	339	11	2.33	82-51-15	Wendell Young	30	1443	96	0	3.99	5-15-4
Dunc Wilson	148	7919	518	2	3.93	34-86-12	Johan Hedberg	21	1098	46	3	2.51	8-6-2
Glen Hanlon	137	7770	461	5	3.56	43-66-21	Curtis Sanford	16	679	32	0	2.83	4-3-1
Garth Snow	109	5717	273	6	2.87	33-52-11	Bruce Bullock	16	927	74	0	4.79	3-9-3
Frank Caprice	102	5589	391	1	4.20	31-47-11	Sean Burke	16	838	49	0	3.51	2-9-4
Corey Hirsch	101	5434	283	4	3.12	32-42-13	Ken Ellacott	12	555	41	0	4.43	2-3-4
Curt Ridley	96	5183	328	1	3.80	25-44-16	Jacques Caron	10	465	38	0	4.90	2-5-1
Cesare Maniago	93	5269	323	2	3.68	27-45-17	Dany Sabourin	9	479	21	0	2.63	2-4-1
Alex Auld	81	4650	213	1	2.75	39-31-8	Bob Mason	6	353	29	0	4.93	2-4-0
Kay Whitmore	74	4296	244	1	3.40	36-28-6	Corey Schwab	6	269	16	0	3.57	2-1-1
Gary Bromley	73	3982	241	3	3.63	25-27-14	Mike Fountain	6	245	14	1	3.43	2-2-0
Troy Gamble	72	3804	229	1	3.61	22-29-9	Martin Brochu	6	216	15	0	4.17	0-3-0
Felix Potvin	69	3972	188	1	2.84	26-30-10	Rick Heinz	3	180	9	1	3.00	2-1-0
Steve Weeks	66	3808	218	0	3.43	19-34-11	D. McClelland	2	120	10	0	5.00	1-1-0
John Garrett	56	2994	205	1	4.11	22-21-5	Drew MacIntyre	2	61	3	0	2.95	0-1-0
Ken Lockett	55	2348	131	2	3.35	13-15-8	Alfie Michaud	2	69	5	0	4.35	0-1-0
Ed Dyck	49	2453	178	1	4.54	8-28-5	Tyler Moss	1	22	1	0	2.50	0-0-0
Peter Skudra	46	2358	101	2	2.57	19-13-8	M. Bannerman	1	20	0	0	0.00	0-0-0
George Gardner	42	2159	138	0	3.83	9-22-4	Steve McKichan	1	20	2	0	6.00	0-0-0



## CANUCKS MOST PRODUCTIVE MONTHS

Player	Month	GP	Points
Stan Smyl	Mar. 1983	16	10-21-31
Pavel Bure	Mar. 1994	16	19-11-30
Darcy Rota	Mar. 1983	16	15-15-30
Thomas Gradin	Mar. 1983	16	11-16-27
Alex Mogilny	Feb. 1996	13	12-13-25
Pavel Bure	Nov. 1992	15	16-8-24
Patrik Sundstrom	Feb. 1984	15	13-11-24
Tony Tanti	Oct. 1983	12	13-10-23
Geoff Courtnall	Nov. 1992	15	5-18-23
Petri Skriko	Nov. 1986	14	14-8-22
Tony Tanti	Jan. 1988	15	13-9-22
Pavel Bure	Jan. 1992	14	12-10-22
Petri Skriko	Mar. 1987	12	10-12-22
Todd Bertuzzi	Mar. 2002	14	11-11-22
Markus Naslund	Jan. 2002	14	8-13-21
Petr Nedved	Nov. 1992	15	12-9-21
Barry Pederson	Jan. 1988	15	5-16-21
Pavel Bure	Nov. 1997	13	8-13-21
<b>Daniel Sedin</b>	<b>Dec. 2006</b>	<b>15</b>	<b>9-11-20</b>
Alex Mogilny	Jan. 1996	12	11-9-20
Patrik Sundstrom	Oct. 1983	12	7-13-20
<b>Henrik Sedin</b>	<b>Mar. 2007</b>	<b>15</b>	<b>2-17-19</b>
Dan Quinn	Feb. 1990	14	13-6-19
Pavel Bure	Jan. 1994	13	13-6-19
Petri Skriko	Nov. 1983	14	10-9-19
Greg Adams	Nov. 1987	14	9-10-19
Todd Bertuzzi	Jan. 2002	14	7-12-19
Barry Pederson	Nov. 1986	14	7-12-19
Stan Smyl	Feb. 1980	12	5-14-19
<b>Daniel Sedin</b>	<b>Dec. 2006</b>	<b>13</b>	<b>9-9-18</b>
Ivan Hlinka	Nov. 1982	14	8-10-18
Petri Skriko	Jan. 1988	13	8-10-18
Trevor Linden	Dec. 1995	13	7-11-18
Per-Olov Brasar	Mar. 1981	13	6-12-18
Thomas Gradin	Mar. 1982	13	6-12-18
Paul Reinhart	Oct. 1989	13	5-13-18

## CANUCKS POINT STREAKS

Rank	Player	Month	GP	Points
T-1.	Nedved	Nov. 19-Dec. 27/92	15	15-9-24
	Bertuzzi	Jan. 3-Feb. 4/02	15	7-12-19
3.	Rota	Mar. 2-29/83	14	15-15-30
T-4.	Smyl	Feb. 27-Mar. 23/83	13	8-19-27
	Bure	Jan. 4-30/93	13	12-10-22
T-6.	Gradin	Feb. 27-Mar. 21/83	12	10-16-26
	Bure	Mar. 9-Apr. 1/94	12	16-8-24
	Smyl	Feb. 7-Mar. 4/80	12	5-17-22
	Bure	Feb. 8-Mar. 4/94	12	11-10-21
	Semenov	Nov. 6-26/92	12	1-16-17
	Bertuzzi	Jan. 17-Feb. 13/03	12	6-8-14
T-12.	Tanti	Oct. 5-28/83	11	13-10-23
	Kearns	Feb. 27-Mar. 20/77	11	1-19-20
	Mogilny	Nov. 3-Nov. 23/95	11	9-8-17
	Bubla	Oct. 12-Nov. 5/83	11	1-11-12
T-16.	Bure	Nov. 11-Dec. 1/97	10	8-8-16
	Mogilny	Jan. 22-Feb. 9/96	10	9-6-15

## STREAKS TO START SEASON

Rank	Player	Month	GP	Points
1.	Tanti	Oct. 5-28/83	11	13-10-23
T-2.	Linden	Oct. 9-25/95	8	5-7-12
	Walton	Oct. 12-29/77	8	6-6-12
4.	Pederson	Oct. 6-18/88	7	3-4-7
5.	Boudrias	Oct. 9-19/74	5	0-9-9
T-6.	Ververgaert	Oct. 9-19/74	5	5-2-7
	Lever	Oct. 9-19/74	5	3-4-7
<b>T-8.</b>	<b>D. Sedin</b>	<b>Oct. 5-13/07</b>	<b>5</b>	<b>4-3-7</b>
	Tanti	Oct. 11-18/84	5	4-1-5
	Tannahill	Oct. 7-17/78	5	2-3-5

## CANUCKS (Scored on 16 of 35 opportunities)

Player	Date	Goaltender	Result	Score			
Andre Boudrias	Mar. 9, 1973	Roger Crozier	GOAL	BUF	2	@	VAN 5
Ron Sedlbauer	Nov. 19, 1977	Billy Smith	no goal	VAN	2	@	NYI 9
Ron Sedlbauer	Mar. 7, 1978	Glenn Resch	no goal	VAN	2	@	NYI 5
Ron Sedlbauer	Mar. 2, 1979	Greg Inness	no goal	WSH	6	@	VAN 2
Harold Snepets	Feb. 2, 1980	Gilles Meloche	GOAL	VAN	5	@	MIN 4
Thomas Gradin	Feb. 11, 1980	Gilles Gilbert	GOAL	VAN	4	@	DET 4
Ivan Hlinka	Feb. 11, 1982	Gilles Gilbert	GOAL	VAN	4	@	DET 4
Stan Smyl	Jan. 16, 1987	Mike Vernon	GOAL	CGY	5	@	VAN 9
Greg Adams	Jan. 7, 1988	Alain Chevrier	no goal	VAN	6	@	NJ 3
Greg Adams	Jan. 9, 1989	Alan Bester	no goal	VAN	0	@	TOR 3
Greg Adams	Dec. 10, 1989	Jacques Cloutier	no goal	VAN	1	@	CHI 7
Gino Odjick	Oct. 19, 1991	Mike Vernon	GOAL	CGY	2	@	VAN 5
Greg Adams	Dec. 1, 1991	Bill Ranford	no goal	VAN	0	@	EDM 7
Greg Adams	Jan. 25, 1992	Curtis Joseph	no goal	VAN	1	@	STL 0
Pavel Bure	Feb. 17, 1992	J. Vanbiesbrouck	no goal	VAN	3	@	NYR 3
Pavel Bure	Feb. 28, 1992	Rick Tabaracci	GOAL	WPG	3	@	VAN 5
Pavel Bure	Oct. 6, 1993	Kelly Hrudey	no goal	VAN	5	@	LA 2
Geoff Courttnall	Mar. 21, 1995	Damian Rhodes	no goal	TOR	1	@	VAN 3
Mike Sillinger	Jan. 14, 1997	Mark Fitzpatrick	GOAL	FLA	4	@	VAN 4
Pavel Bure	Nov. 12, 1997	Mike Vernon	GOAL	VAN	5	@	SJ 2
Alex Mogilny	Dec. 1, 1997	Chris Osgood	GOAL	DET	3	@	VN 3
Pavel Bure	Jan. 26, 1998	N. Khabibulin	GOAL	VAN	2	@	PHX 4
Pavel Bure	Feb. 28, 1998	Damian Rhodes	GOAL	OTT	4	@	VAN 6
Markus Naslund	Dec. 19, 1998	Mike Dunham	GOAL	NSH	6	@	VAN 4
Andrew Cassels	Nov. 30, 1999	Patrick Roy	no goal	COL	4	@	VAN 2
Andrew Cassels	Mar. 18, 2001	Norm Maracle	no goal	VAN	5	@	ATL 3
Markus Naslund	Oct. 18, 2001	Curtis Joseph	GOAL	TOR	6	@	VAN 5
Markus Naslund	Mar. 21, 2002	Chris Osgood	no goal	VAN	2	@	NYI 3
<b>Daniel Sedin</b>	<b>Jan. 17, 2004</b>	<b>J.-S. Giguere</b>	<b>no goal</b>	<b>ANA</b>	<b>2</b>	<b>@</b>	<b>VAN 1</b>
Jarkko Ruutu	Feb. 13, 2004	Pasi Nurminen	no goal	ATL	4	@	VAN 1
Trevor Linden	Nov. 20, 2005	Ilja Bryzgalov	GOAL	VAN	3	@	ANA 2
<b>Alex Burrows</b>	<b>Jan. 5, 2006</b>	<b>Craig Anderson</b>	<b>no goal</b>	<b>VAN</b>	<b>3</b>	<b>@</b>	<b>CHI 2</b>
Jarkko Ruutu	Jan. 5, 2006	Craig Anderson	GOAL	VAN	3	@	CHI 2
<b>Alex Burrows</b>	<b>Feb. 3, 2006</b>	<b>Miikka Kiprusoff</b>	<b>no goal</b>	<b>VAN</b>	<b>3</b>	<b>@</b>	<b>CGY 1</b>
<b>Daniel Sedin</b>	<b>Mar. 8, 2007</b>	<b>Curtis Joseph</b>	<b>no goal</b>	<b>VAN</b>	<b>4</b>	<b>@</b>	<b>PHX 2</b>
<b>Henrik Sedin</b>	<b>Nov. 27, 2007</b>	<b>Jean-Sebastien Giguere</b>	<b>no goal</b>	<b>ANA</b>	<b>0</b>	<b>@</b>	<b>VAN 4</b>
Markus Naslund	Feb. 1, 2008	Tomas Vokoun	no goal	VAN	3	@	FLA 4
<b>Daniel Sedin</b>	<b>Feb. 10, 2008</b>	<b>Nikolai Khabibulin</b>	<b>no goal</b>	<b>CHI</b>	<b>2</b>	<b>@</b>	<b>VAN 3</b>
Markus Naslund	Mar. 15, 2008	Marty Turco	no goal	VAN	4	@	DAL 3

## OPPOSITION (Scored on 15 of 36 opportunities)

Player	Date	Goaltender	Result	Score			
P. Andrea	Nov. 5, 1970	Dunc Wilson	no goal	VAN	4	@	BUF 1
G. Charron	Feb. 29, 1972	Ed Dyc	no goal	VAN	2	@	DET 8
S. Atkinson	Feb. 1, 1975	Ken Lockett	GOAL	WSH	2	@	VAN 5
D. Murdoch	Nov. 3, 1976	Curt Ridley	GOAL	NYR	6	@	VAN 1
D. Savard	Jan. 10, 1982	Richard Brodeur	no goal	VAN	2	@	CHI 3
B. Propp	Jan. 4, 1983	Ken Ellacott	GOAL	VAN	1	@	PHI 4
W. Gretzky	Jan. 19, 1983	Richard Brodeur	GOAL	VAN	4	@	EDM 9
B. Ashton	Dec. 11, 1988	Kirk McLean	GOAL	WPG	6	@	VAN 8
J. Nieuwendyk	Dec. 16, 1988	Steve Weeks	GOAL	CGY	5	@	VAN 3
M. Donnelly	Nov. 12, 1992	Kirk McLean	GOAL	VAN	4	@	LA 7
A. Kovalenko	Dec. 4, 1993	Kirk McLean	GOAL	VAN	1	@	QUE 3
B. Gilchrist	Jan. 27, 1994	Kirk McLean	no goal	DAL	3	@	VAN 2
R. Niedermayer	Mar. 13, 1997	Corey Hirsch	no goal	VAN	4	@	FLA 5
H. Dominichelli	Feb. 27, 1998	Arturs Irbe	GOAL	VAN	4	@	CGY 4
O. Nolan	Dec. 26, 1998	Garth Snow	no goal	VAN	0	@	SJ 2
M. Rucinsky	Jan. 2, 1999	Corey Hirsch	no goal	MTL	2	@	VAN 1
P. Kariya	Feb. 20, 1999	Corey Hirsch	GOAL	ANA	5	@	VAN 1
M. Sushinsky	Nov. 26, 2000	Felix Potvin	no goal	VAN	2	@	MIN 4
B. Hull	Jan. 22, 2001	Felix Potvin	no goal	VAN	1	@	DAL 2
D. Bylsma	Dec. 12, 2001	Dan Cloutier	no goal	VAN	1	@	ANA 0
S. Roest	Mar. 2, 2002	Dan Cloutier	GOAL	MIN	3	@	VAN 6
M. Sillinger	Mar. 14, 2002	Dan Cloutier	no goal	VAN	5	@	CBJ 1
B. Morrow	Nov. 6, 2002	Dan Cloutier	GOAL	VAN	0	@	DAL 4
T. Holmstrom	Jan. 19, 2003	Dan Cloutier	no goal	VAN	4	@	DET 1
A. Laaksonen	Oct. 18, 2003	Johan Hedberg	no goal	VAN	2	@	MIN 2
E. Nickulas	Nov. 6, 2003	Dan Cloutier	no goal	VAN	2	@	STL 3
O. Saprykin	Dec. 26, 2003	Dan Cloutier	no goal	VAN	2	@	CGY 0
J. Iginla	Jan. 3, 2004	Alex Auld	no goal	VAN	3	@	CGY 1
A. Laaksonen	Feb. 19, 2004	Dan Cloutier	GOAL	VAN	2	@	MIN 6
P. Demitra	Feb. 28, 2004	Johan Hedberg	no goal	STL	0	@	VAN 2
P.-M. Bouchard	Oct. 12, 2005	Dan Cloutier	GOAL	VAN	0	@	MIN 6
Chuck Kobasew	Nov. 7, 2005	Alex Auld	no goal	VAN	3	@	CGY 4
Shane Doan	Nov. 26, 2005	Alex Auld	no goal	VAN	1	@	PHX 2
Rick Nash	Feb. 6, 2006	Alex Auld	no goal	CBJ	4	@	VAN 7
Brian Rolston	Nov. 2, 2006	<b>Roberto Luongo</b>	GOAL	VAN	2	@	MIN 5
Eric Staal	Dec. 8, 2006	<b>Roberto Luongo</b>	no goal	CAR	3	@	VAN 4
Sidney Crosby	Dec. 8, 2007	<b>Roberto Luongo</b>	no goal	PIT	2	@	VAN 1

## CANUCKS

No.	Date	Opponent	Score	Goaltender
<b>1971.72</b>				
1	Oct. 27	@ Toronto	0-0	Dunc Wilson
<b>1972.73</b>				
2	Jan. 9	St. Louis	3-0	Dunc Wilson
3	Feb. 16	Atlanta	5-0	Ed Dyck
<b>1973.74</b>				
4	Oct. 23	Atlanta	3-0	Gary Smith
5	Mar. 15	Atlanta	3-0	Gary Smith
6	Mar. 31	California	7-0	Gary Smith
<b>1974.75</b>				
7	Oct. 20	@ NY Rangers	1-0	Gary Smith
8	Oct. 29	Detroit	7-0	Gary Smith
9	Nov. 12	Chicago	1-0	Gary Smith
10	Nov. 30	NY Islanders	3-0	Gary Smith
11	Dec. 10	California	3-0	Gary Smith
12	Feb. 11	Kansas City	4-0	Gary Smith
13	Apr. 1	California	7-0	Ken Lockett
14	Apr. 2	@ California	3-0	Ken Lockett
<b>1975.76</b>				
15	Nov. 25	Buffalo	4-0	Gary Smith
16	Feb. 20	Minnesota	7-0	Gary Smith
17	Apr. 2	@ California	5-0	Curt Ridley
<b>1976.77</b>				
18	Mar. 10	Chicago	5-0	Cesare Maniago
<b>1977.78</b>				
19	Nov. 20	@ NY Rangers	3-0	Cesare Maniago
<b>1978.79</b>				
20	Nov. 1	@ Chicago	1-0	Glen Hanlon
21	Dec. 5	Atlanta	3-0	Glen Hanlon
22	Dec. 23	Los Angeles	2-0	Glen Hanlon
23	Feb. 22	Colorado	3-0	Gary Bromley
24	Mar. 31	@ Colorado	2-0	Gary Bromley
<b>1979.80</b>				
25	Apr. 1	Edmonton	5-0	Gary Bromley
<b>1980.81</b>				
26	Mar. 1	Hartford	3-0	Glen Hanlon
<b>1981.82</b>				
27	Oct. 28	Washington	3-0	Richard Brodeur
28	Dec. 2	Minnesota	5-0	Glen Hanlon
29	Mar. 28	Winnipeg	5-0	Rick Heinz
30	Apr. 3	@ Los Angeles	6-0	Richard Brodeur
<b>1982.83</b>				
31	Mar. 2	@ Winnipeg	3-0	John Garrett
<b>1983.84</b>				
32	Jan. 15	Hartford	5-0	Frank Caprice
33	Jan. 27	Philadelphia	4-0	Richard Brodeur
<b>1985.86</b>				
34	Oct. 23	@ Detroit	5-0	Richard Brodeur
35	Nov. 11	Detroit	5-0	Richard Brodeur
<b>1986.87</b>				
36	Nov. 18	Calgary	5-0	Richard Brodeur
<b>1987.88</b>				
37	Feb. 17	Pittsburgh	5-0	Kirk McLean
<b>1988.89</b>				
38	Oct. 19	@ New Jersey	4-0	Kirk McLean
39	Feb. 21	St. Louis	2-0	Kirk McLean
40	Mar. 8	Winnipeg	3-0	Kirk McLean
41	Mar. 16	Edmonton	3-0	Kirk McLean
<b>1990.91</b>				
42	Oct. 12	St. Louis	4-0	Troy Gamble
<b>1991.92</b>				
43	Nov. 10	NY Islanders	6-0	Kirk McLean
44	Nov. 16	San Jose	1-0	Kirk McLean

No.	Date	Opponent	Score	Goaltender
45	Dec. 4	@ Montreal	3-0	Kirk McLean
46	Jan. 25	@ St. Louis	1-0 OT	Kirk McLean
47	Mar. 1	Calgary	11-0	Kirk McLean
<b>1992.93</b>				
48	Nov. 21	Edmonton	9-0	Kirk McLean
49	Dec. 31	Los Angeles	4-0	Kirk McLean
50	Jan. 4	Tampa Bay	7-0	Kirk McLean
51	Apr. 4	@ Ottawa	3-0	Kay Whitmore
<b>1993.94</b>				
52	Nov. 10	Los Angeles	4-0	Kirk McLean
53	Nov. 16	St. Louis	3-0	Kirk McLean
54	Mar. 3	St. Louis	4-0	Kirk McLean
<b>1994.95</b>				
55	Apr. 11	Anaheim	5-0	Kirk McLean
<b>1995.96</b>				
56	Jan. 15	@ Boston	6-0	Corey Hirsch
57	Mar. 3	@ Buffalo	3-0	Kirk McLean
58	Apr. 13	Calgary	5-0	Kirk McLean
<b>1996.97</b>				
59	Nov. 14	@ New Jersey	3-0	Mike Fountain
60	Nov. 19	Dallas	2-0	Corey Hirsch
61	Dec. 15	@ St. Louis	8-0	Corey Hirsch
<b>1997.98</b>				
62	Oct. 13	Edmonton	3-0	Kirk McLean
63	Dec. 15	Los Angeles	7-0	Arturs Irbe
64	Dec. 18	@ San Jose	0-0	Arturs Irbe
<b>1998.99</b>				
65	Oct. 23	@ Florida	5-0	Garth Snow
66	Nov. 19	@ Colorado	5-0	Garth Snow
67	Jan. 10	Dallas	2-0	Corey Hirsch
68	Feb. 26	Carolina	1-0	Garth Snow
69	Mar. 11	@ Phoenix	3-0	Garth Snow
70	Mar. 29	Phoenix	1-0	Garth Snow
71	Apr. 12	@ Calgary	2-0	Garth Snow
<b>1999.00</b>				
72	Oct. 24	@ NY Rangers	3-0	Kevin Weekes
<b>2000.01</b>				
73	Oct. 14	Buffalo	4-0	Felix Potvin
74	Feb. 8	San Jose	0-0	Bob Essensa
<b>2001.02</b>				
75	Oct. 13	Colorado	4-0	Dan Cloutier
76	Nov. 1	Montreal	4-0	Dan Cloutier
77	Nov. 11	@ Minnesota	5-0	Dan Cloutier
78	Dec. 12	@ Anaheim	1-0	Dan Cloutier
79	Dec. 15	Detroit	3-0	Dan Cloutier
80	Jan. 26	@ Calgary	2-0	Peter Skudra
81	Mar. 12	@ Nashville	5-0	Dan Cloutier
82	Mar. 26	Los Angeles	4-0	Dan Cloutier
<b>2002.03</b>				
83	Oct. 10	@ Calgary	3-0	Dan Cloutier
84	Jan. 26	Phoenix	1-0	Peter Skudra
85	Feb. 25	Atlanta	8-0	Dan Cloutier
86	Mar. 23	Washington	6-0	Alex Auld
<b>2003.04</b>				
87	Oct. 11	Edmonton	3-0	Johan Hedberg
88	Dec. 20	@ Edmonton	3-0	Dan Cloutier
89	Dec. 26	@ Calgary	2-0	Dan Cloutier
90	Feb. 5	@ New Jersey	4-0	Dan Cloutier
91	Feb. 16	@ Colorado	1-0	Dan Cloutier
92	Feb. 28	St. Louis	2-0	Johan Hedberg
93	Mar. 6	@ Columbus	4-0	Johan Hedberg
94	Mar. 24	Los Angeles	1-0	Dan Cloutier

2004.05

Work stoppage

No.	Date	Opponent	Score	Goaltender
<b>2006.07</b>				
95	Oct. 25	@ Chicago	5-0	<b>Roberto Luongo</b>
96	Nov. 28	Columbus	1-0	<b>Roberto Luongo</b>
97	Jan. 16	@ Montreal	4-0	<b>Roberto Luongo</b>
98	Mar. 21	Nashville	2-0	<b>Roberto Luongo</b>
99	Mar. 27	@ Colorado	3-0	<b>Roberto Luongo</b>

<b>2007.08</b>				
100	Nov. 25	Chicago	2-0	<b>Roberto Luongo</b>
101	Nov. 27	Anaheim	4-0	<b>Roberto Luongo</b>
102	Nov. 29	Columbus	2-0	<b>Roberto Luongo</b>
103	Dec. 18	New Jersey	5-0	<b>Roberto Luongo</b>
104	Jan. 3	NY Rangers	3-0	<b>Roberto Luongo</b>

No shutouts were recorded by the Canucks in the following seasons: 1970-71, 1984-85, 1989-90 and 2005-06.

## OPPONENTS

No.	Date	Opponent	Score	Goaltender
<b>1971.72</b>				
1	Oct. 20	@ Minnesota	0-7	Cesare Maniago
2	Oct. 22	Montreal	0-6	Ken Dryden
3	Oct. 27	@ Toronto	0-0	Bernie Parent
4	Nov. 17	@ Chicago	0-3	Tony Esposito
5	Nov. 18	@ Boston	0-5	Ed Johnston
6	Dec. 4	@ Montreal	0-7	Ken Dryden
7	Dec. 22	@ Detroit	0-3	Al Smith
8	Jan. 20	@ Buffalo	0-1	Roger Crozier
9	Jan. 27	@ Chicago	0-4	Tony Esposito
10	Jan. 30	California	0-2	Gilles Meloche
11	Feb. 24	@ Detroit	0-2	Al Smith
12	Mar. 4	@ Montreal	0-5	Ken Dryden

<b>1972.73</b>				
13	Oct. 19	@ Buffalo	0-6	Roger Crozier
14	Oct. 24	Pittsburgh	0-4	Denis Herron
15	Jan. 14	Montreal	0-3	Wayne Thomas
16	Jan. 19	Los Angeles	0-4	Gary Edwards
17	Mar. 22	@ Philadelphia	0-9	Doug Favell

<b>1973.74</b>				
18	Oct. 17	@ Chicago	0-5	Tony Esposito
19	Nov. 9	Chicago	0-4	Tony Esposito
20	Nov. 25	@ NY Rangers	0-5	Ed Giacomin
21	Dec. 7	Atlanta	0-2	Dan Bouchard
22	Mar. 23	@ Los Angeles	0-5	Gary Edwards

<b>1974.75</b>				
23	Jan. 1	Philadelphia	0-2	Bernie Parent
24	Mar. 19	@ NY Rangers	0-3	Ed Giacomin

<b>1975.76</b>				
25	Oct. 12	@ Chicago	0-3	Tony Esposito

<b>1976.77</b>				
26	Oct. 9	@ Montreal	0-3	Ken Dryden
27	Oct. 20	@ Buffalo	0-4	Gerry Desjardins
28	Nov. 13	Toronto	0-3	Mike Palmateer
29	Jan. 19	Pittsburgh	0-3	Denis Herron
30	Feb. 9	@ Montreal	0-6	Ken Dryden
31	Feb. 21	St. Louis	0-4	Eddie Johnston
32	Feb. 26	@ Minnesota	0-3	Pete Lopresti

<b>1977.78</b>				
33	Nov. 29	Philadelphia	0-3	Bernie Parent
34	Dec. 11	@ Buffalo	0-3	Don Edwards

<b>1978.79</b>				
35	Nov. 12	Philadelphia	0-4	Bernie Parent
36	Dec. 30	@ Los Angeles	0-4	Mario Lessard
37	Jan. 2	@ NY Islanders	0-9	Chico Resch

No.	Date	Opponent	Score	Goaltender
38	Jan. 6	@ Montreal	0-2	Ken Dryden
39	Jan. 24	Chicago	0-5	Tony Esposito
40	Feb. 26	@ Los Angeles	0-2	Mario Lessard
41	Mar. 7	@ Toronto	0-2	Mike Palmateer
42	Mar. 29	@ Philadelphia	0-5	Robbie Moore

<b>1979.80</b>				
43	Oct. 20	@ Toronto	0-2	Mike Palmateer
44	Jan. 8	@ NY Islanders	0-3	Chico Resch
45	Feb. 3	@ Buffalo	0-3	Bob Sauve

<b>1981.82</b>				
46	Dec. 19	@ St. Louis	0-5	Mike Liut

<b>1982.83</b>				
47	Feb. 24	@ Los Angeles	0-8	Markus Mattsson

<b>1983.84</b>				
48	Jan. 7	@ Minnesota	0-2	Gilles Meloche
49	Jan. 8	@ Chicago	0-2	Murray Bannerman
50	Jan. 10	@ St. Louis	0-2	Mike Liut

<b>1984.85</b>				
51	Oct. 30	@ Edmonton	0-7	Andy Moog
52	Nov. 17	@ Edmonton	0-7	Grant Fuhr
53	Jan. 2	@ NY Rangers	0-6	John Vanbiesbrouck
54	Feb. 6	@ St. Louis	0-4	Mike Liut
55	Mar. 2	@ Boston	0-5	Pete Peeters

<b>1985.86</b>				
56	Nov. 8	@ Edmonton	0-13	Andy Moog
57	Nov. 20	@ Chicago	0-7	Murray Bannerman
58	Dec. 2	@ Montreal	0-2	Doug Soetaert
59	Jan. 5	@ Winnipeg	0-4	Dan Bouchard
60	Feb. 11	@ NY Islanders	0-1	Billy Smith
61	Feb. 21	Calgary	0-4	Mike Vernon

<b>1986.87</b>				
62	Jan. 14	@ Los Angeles	0-4	Roland Melanson
63	Jan. 23	Pittsburgh	0-6	Meloche/Romano
64	Feb. 24	@ Calgary	0-2	Reggie Lemelin

<b>1987.88</b>				
65	Feb. 19	Toronto	0-5	Ken Wregget
66	Feb. 28	Los Angeles	0-2	Glenn Healy

<b>1988.89</b>				
67	Dec. 15	@ Calgary	0-2	Rick Wamsley
68	Jan. 1	Montreal	0-4	Patrick Roy
69	Jan. 9	@ Toronto	0-3	Allan Bester
70	Mar. 5	@ Washington	0-3	Don Beaupre

<b>1989.90</b>				
71	Jan. 16	@ NY Islanders	0-3	Glenn Healy
72	Mar. 13	Hartford	0-1	Peter Sidorkiewicz

<b>1990.91</b>				
73	Oct. 23	@ Detroit	0-6	Tim Cheveldae
74	Nov. 11	@ Philadelphia	0-2	Pete Peeters
75	Jan. 28	Chicago	0-1	Ed Belfour
76	Feb. 10	@ New Jersey	0-2	Chris Terrier
77	Mar. 3	@ Chicago	0-8	Ed Belfour

<b>1991.92</b>				
78	Dec. 1	@ Edmonton	0-7	Bill Ranford
79	Dec. 3	@ Quebec	0-3	Ron Tugnutt

<b>1992.93</b>				
80	Feb. 15	@ Los Angeles	0-3	Kelly Hrudey

<b>1993.94</b>				
81	Feb. 4	@ Anaheim	0-3	Guy Herbert

<b>1994.95</b>				
82	Mar. 26	@ Calgary	0-2	Trevor Kidd

<b>1995.96</b>				
83	Dec. 23	Detroit	0-1	Mike Vernon

No.	Date	Opponent	Score	Goaltender
84	Jan. 16	@ Hartford	0-3	Sean Burke
85	Mar. 12	@ Washington	0-9	Jim Carey
86	Mar. 15	@ Ottawa	0-2	Damien Rhodes
87	Mar. 23	Calgary	0-4	Trevor Kidd
88	Apr. 8	@ Anaheim	0-2	Guy Hebert

## 1996.97

89	Oct. 6	@ Edmonton	0-2	Curtis Joseph
90	Dec. 23	Edmonton	0-7	Bob Essensa
91	Jan. 25	@ Phoenix	0-4	Nikolai Khabibulin
92	Feb. 1	@ Calgary	0-3	Trevor Kidd
93	Feb. 22	@ Los Angeles	0-4	Stephane Fiset
94	Mar. 1	Los Angeles	0-3	Stephane Fiset

## 1997.98

95	Oct. 17	Boston	0-2	Jim Carey
96	Oct. 29	@ Chicago	0-3	Chris Terreri
97	Dec. 19	@ San Jose	0-0	Mike Vernon
100	Dec. 21	Chicago	0-5	Jeff Hackett
101	Dec. 31	Philadelphia	0-8	Ron Hextall
102	Jan. 14	@ Detroit	0-4	Chris Osgood
103	Mar. 9	St. Louis	0-4	Jamie McLennan
104	Apr. 15	Los Angeles	0-2	Jamie Storr

## 1998.99

105	Dec. 12	@ Los Angeles	0-3	Stephane Fiset
106	Dec. 26	@ San Jose	0-2	Steve Shields
107	Dec. 27	@ Edmonton	0-3	M. Shatalenkov
108	Jan. 4	@ St. Louis	0-4	Jamie McLennan
109	Feb. 1	Ottawa	0-1	Ron Tugnutt
110	Feb. 17	@ Chicago	0-4	Jocelyn Thibault
111	Feb. 28	Buffalo	0-2	Dwayne Roloson
112	Apr. 2	San Jose	0-7	Steve Shields

## 1999.00

113	Dec. 26	Calgary	0-2	Fred Brathwaite
114	Feb. 14	@ Pittsburgh	0-3	J.-S. Aubin
115	Mar. 11	@ Phoenix	0-5	Sean Burke

## 2000.01

116	Nov. 9	@ Los Angeles	0-2	Jamie Storr
117	Dec. 29	@ Calgary	0-5	Fred Brathwaite
118	Jan. 3	@ Chicago	0-6	Jocelyn Thibault
119	Jan. 20	@ St. Louis	0-3	Roman Turek
120	Feb. 8	San Jose	0-0	Steve Shields
121	Feb. 24	@ Ottawa	0-3	Patrick Lalime
122	Mar. 23	@ New Jersey	0-4	J. Vanbiesbrouck

## 2001.02

123	Nov. 20	@ Ottawa	0-3	Patrick Lalime
124	Mar. 9	@ San Jose	0-2	Miikka Kiprusoff
125	Mar. 24	Edmonton	0-2	Tommy Salo

## 2002.03

126	Nov. 6	@ Dallas	0-4	Marty Turco
127	Jan. 11	@ San Jose	0-3	Miikka Kiprusoff
128	Mar. 4	@ Philadelphia	0-3	R. Cechmanek
129	Mar. 15	Toronto	0-1	Ed Belfour
130	Apr. 6	Los Angeles	0-2	Jamie Storr

## 2003.04

131	Nov. 11	@ Minnesota	0-1	Dwayne Roloson
132	Mar. 18	@ Dallas	0-3	Marty Turco

## 2004.05

Work stoppage

## 2005.06

133	Oct. 12	@ Minnesota	0-6	Dwayne Roloson
134	Nov. 5	@ Calgary	0-1	Miikka Kiprusoff
135	Jan. 13	@ New Jersey	0-3	Martin Brodeur
136	Jan. 23	@ St. Louis	0-4	Curtis Sanford
137	Mar. 14	@ Nashville	0-5	Tomas Vokoun
138	Apr. 3	@ Los Angeles	0-1	Mathieu Garon

## 2006.07

139	Nov. 9	Anaheim	0-6	J.S. Giguere
-----	--------	---------	-----	--------------

140	Nov. 23	@ Nashville	0-6	Tomas Vokoun
141	Dec. 4	Edmonton	0-4	Dwayne Roloson
142	Dec. 21	@ Boston	0-2	Tim Thomas
143	Feb. 7	Chicago	0-3	Patrick Lalime

## 2007.08

144	Nov. 1	Nashville	0-3	Dan Ellis
145	Nov. 14	Edmonton	0-1	Mathieu Garon
146	Mar. 13	@ Phoenix	0-2	Ilja Bryzgalov
147	Mar. 28	@ Minnesota	0-4	Niklas Backstrom

No shutouts were recorded by Opponents in the following seasons: 1970-71 and 1980-81.

## HAT TRICKS

Player	Date	Opponent	Goaltender
--------	------	----------	------------

### 1970.71

Orland Kurtenbach	Dec. 12	California	Gary Smith
Rosaire Paiement (4)	Feb. 9	Buffalo	
Roger Crozier			
Rosaire Paiement	Feb. 16	Boston	Gerry Cheevers
Wayne Maki	Mar. 28	California	Gary Smith (1) Chris Worthy (2)

### 1971.72

Andre Boudrias	Jan. 22	NY Rangers	Gilles Villemure
----------------	---------	------------	------------------

### 1972.73

Bobby Schmautz	Nov. 17	L.A.	Gary Edwards (1) Rogie Vachon (2)
Bobby Schmautz (4)	Nov. 19	Buffalo	Dave Dryden
Don Tannahill	Dec. 26	California	Gilles Meloche
Bobby Schmautz (4)	Dec. 30	NY Islanders	Billy Smith
Andre Boudrias	Jan. 16	Toronto	Jacques Plante
Bobby Lalonde	Mar. 17	Pittsburgh	Andy Brown (2) Cam Newton (1) Gord McRae

### 1973.74

Bobby Schmautz	Oct. 26	Detroit	Terry Richardson
Don Lever	Mar. 31	Calgary	Gilles Meloche

### 1974.75

Chris Oddleifson	Dec. 6	Atlanta	Dan Bouchard
Don Lever	Feb. 1	Washington	Ron Low
John Gould	Feb. 21	NY Islanders	Billy Smith
Gerry O'Flaherty	Mar. 21	Atlanta	Dan Bouchard

### 1975.76

Ron Sedlbauer	Nov. 8	Boston	Dave Reece
John Gould	Nov. 11	Toronto	Gord McRae
Garry Monahan	Jan. 23	Minnesota	Cesare Maniago

### 1976.77

Rick Blight (4)	Oct. 6	Pittsburgh	Gord Laxton
-----------------	--------	------------	-------------

### 1977.78

Jere Gillis	Nov. 9	St. Louis	Ed Johnston
Mike Walton	Nov. 15	Cleveland	Gilles Meloche

### 1978.79

Ron Sedlbauer	Nov. 28	St. Louis	Phil Myre
---------------	---------	-----------	-----------

### 1979.80

Stan Smyl	Mar. 7	Atlanta	Pat Riggin
Ivan Boldirev	Mar. 30	Minnesota	Gilles Meloche

### 1980.81

Stan Smyl	Oct. 12	Quebec	Michel Dion
Stan Smyl	Dec. 19	Pittsburgh	Rob Holland (2) Greg Millen (1) Jim Rutherford
Thomas Gradin	Mar. 4	Toronto	

### 1981.82

Thomas Gradin	Oct. 9	Edmonton	Andy Moog
Stan Smyl	Oct. 31	Philadelphia	Pete Peeters
Thomas Gradin	Nov. 8	Winnipeg	Doug Soetaert

Player	Date	Opponent	Goaltender
Ivan Boldirev	Nov. 15	Calgary	Reggie Lemelin (2)
Stan Smyl	Jan. 27	Buffalo	Pat Riggan (1)
Darcy Rota	Mar. 18	Montreal	Don Edwards
<b>1982.83</b>			Denis Herron
Patrik Sundstrom	Dec. 9	Minnesota	Gilles Meloche (1)
			Don Beaupre (2)
Darcy Rota	Jan. 6	Hartford	Greg Millen
Darcy Rota	Mar. 12	Buffalo	Phil Myre
Thomas Gradin	Mar. 16	Edmonton	Andy Moog
<b>1983.84</b>			
Darcy Rota	Nov. 30	Hartford	Greg Millen
Tony Tanti	Jan. 15	Hartford	Greg Millen
Tiger Williams	Jan. 20	Winnipeg	Mike Veisor
Patrik Sundstrom	Feb. 9	Montreal	Rick Wamsley (2)
			Richard Sevigny (1)
<b>1984.85</b>			
Tony Tanti	Jan. 30	Montreal	Steve Penney
<b>1985.86</b>			
Tony Tanti	Nov. 13	Pittsburgh	Roberto Romano
Petri Skriko	Nov. 19	Detroit	Greg Stefan
Tony Tanti	Jan. 21	New Jersey	Craig Billington
<b>1986.87</b>			
Petri Skriko	Nov. 18	Calgary	Mike Vernon
Petri Skriko (4)	Nov. 21	NY Rangers	John Vanbiesbrouck
Petri Skriko	Nov. 26	Los Angeles	Roland Melanson
Stan Smyl	Dec. 14	Chicago	M. Bannerman (2)
			Bob Sauve (1)
Tony Tanti	Jan. 19	Winnipeg	D. Berthiaume (2)
			Steve Penney (1)
Petri Skriko	Mar. 6	Montreal	Patrick Roy
Tony Tanti	Mar. 20	Winnipeg	Pokey Reddick
Stan Smyl	Apr. 3	Winnipeg	Pokey Reddick
<b>1987.88</b>			
Greg Adams (4)	Oct. 8	St. Louis	Greg Millen
Tony Tanti (4)	Jan. 13	Winnipeg	Steve Penney
Tony Tanti	Jan. 30	Calgary	Mike Vernon
Tony Tanti	Mar. 13	Buffalo	Tom Barrasso
<b>1988.89</b>			
Greg Adams	Oct. 12	Edmonton	Grant Fuhr
Trevor Linden	Nov. 17	Minnesota	Jon Casey (2)
			Kari Takko (1)
Trevor Linden	Nov. 22	Buffalo	Daren Puppa (2)
			Empty Net (1)
Tony Tanti	Jan. 7	Pittsburgh	Tom Barrasso
Jim Sandlak	Mar. 26	Winnipeg	Bob Essensa
<b>1989.90</b>			
Rich Sutter	Oct. 20	New Jersey	Chris Terreri
Dan Quinn	Feb. 24	Los Angeles	Kelly Hrudey
<b>1990.91</b>			
Trevor Linden	Dec. 20	Edmonton	Kari Takko
<b>1991.92</b>			
Igor Larionov	Nov. 3	Edmonton	Bill Ranford (2)
			Peter Ing (1)
Dave Babych	Nov. 22	Calgary	Mike Vernon
Greg Adams	Dec. 4	Montreal	Patrick Roy
Igor Larionov	Dec. 28	San Jose	Jeff Hackett
<b>1992.93</b>			
Pavel Bure (4)	Oct. 12	Winnipeg	Bob Essensa
Pavel Bure	Nov. 2	Calgary	Jeff Reese
Cliff Ronning	Apr. 15	Los Angeles	Robb Stauber (2)
			Kelly Hrudey (1)
<b>1993.94</b>			
Pavel Bure	Jan. 24	Edmonton	Bill Ranford
Pavel Bure	Mar. 11	Winnipeg	Tim Cheveldae
Pavel Bure	Mar. 27	Los Angeles	Robb Stauber

Player	Date	Opponent	Goaltender
<b>1994.95</b>			
Pavel Bure	Apr. 11	Anaheim	Guy Hebert
<b>1995.96</b>			
Alex Mogilny	Oct. 14	San Jose	Wayne Flaherty
Cliff Ronning	Dec. 1	San Jose	Chris Terreri
Alex Mogilny	Dec. 22	Anaheim	Mikhail Shtalenkov
Alex Mogilny	Jan. 6	Tampa Bay	Darren Puppa
Russ Courtnall	Mar. 6	Buffalo	Dominik Hasek
Trevor Linden	Mar. 9	Colorado	Stephane Fiset
Markus Naslund	Apr. 13	Calgary	Rick Tabaracci
<b>1996.97</b>			
Alex Mogilny	Dec. 15	St. Louis	Grant Fuhr
Martin Gelinas	Feb. 6	Detroit	Chris Osgood
Martin Gelinas (4)	Feb. 27	Phoenix	Nikolai Khabibulin
<b>1997.98</b>			
Pavel Bure	Oct. 21	Dallas	Eddie Belfour
Pavel Bure	Dec. 6	Colorado	Patrick Roy
Pavel Bure	Dec. 15	Los Angeles	Frederic Chabot
			Stephane Fiset
<b>1998.99</b>			
Markus Naslund	Dec. 4	Dallas	Eddie Belfour
<b>2000.01</b>			
Andrew Cassels	Nov. 8	Anaheim	Guy Hebert (1)
			Dominic Roussel (2)
Harold Druken	Dec. 8	San Jose	Evgeni Nabokov (1)
			Steve Shields (2)
Todd Bertuzzi	Dec. 30	San Jose	Evgeni Nabokov
Markus Naslund	Jan. 14	Calgary	Mike Vernon (2)
			Fred Brathwaite (1)
<b>2001.02</b>			
Markus Naslund	Oct. 18	Toronto	Curtis Joseph
Markus Naslund	Jan. 28	Nashville	Mike Dunham (2)
			Tomas Vokoun (1)
Todd Bertuzzi	Mar. 19	NY Rangers	Dan Blackburn (2)
			Empty Net (1)
Markus Naslund	Apr. 11	Los Angeles	Felix Potvin
<b>2002.03</b>			
Markus Naslund	Oct. 21	San Jose	Miikka Kiprusoff
Markus Naslund (4)	Dec. 14	Edmonton	Tommy Salo
Todd Bertuzzi	Mar. 17	Dallas	Ron Tugnutt
<b>2003.04</b>			
Brendan Morrison	Nov. 29	Calgary	Jamie McLennan
Markus Naslund (4)	Dec. 9	Pittsburgh	Marc-Andre Fleury
<b>Daniel Sedin (4)</b>	Feb. 24	Detroit	Manny Legace (3)
			Empty Net (1)
<b>2004.05</b>			
Work stoppage			
<b>2005.06</b>			
Todd Bertuzzi	Nov. 13	Detroit	Manny Legace
Todd Bertuzzi	Jan. 14	NY Islanders	Rick DiPietro (2)
			Wade Dubielewicz (1)
Alex Burrows	Mar. 27	Los Angeles	Mathieu Garon
<b>2006.07</b>			
<b>Daniel Sedin</b>	Feb. 6	Edmonton	Dwayne Roloson (2)
			Empty Net (1)
<b>2007.08</b>			
Markus Naslund	Nov. 21	Minnesota	Josh Harding

No hat tricks were recorded in the following season:  
**1999-00.**

## SEASON

### POINTS

Most Overall	105	2006-07
Most Home	58	1992-93
Most Road	54	2002-03
Fewest Overall	48	1971-72, 1994-95
Fewest Home	32	1976-77
	26	1994-95*
Fewest Road	15	1971-72, 1972-73

### WINS

Most Overall	49	2006-07
Most Home	27	1992-93
Most Road	23	2006-07
	23	2002-03
Fewest Overall	20	1971-72, 1977-78
	18	1994-95*
Fewest Home	13	1976-77, 1977-78, 1989-90
	10	1994-95*
Fewest Road	5	1972-73

### LOSSES

Most Overall	50	1971-72
Most Home	22	1997-98
Most Road	30	1971-72
Fewest	24	2002-03
	18	1994-95*
Fewest Home	8	1981-82
	8	1994-95*
Fewest Road	10	2002-03, 1994-95*

### TIES

Most Overall	20	1980-81
Most Home	12	1977-78, 1981-82
Fewest Overall	3	1993-94
Fewest Home	3	1993-94

### OVERTIME

Most Games	28	1999-00
Most Wins	12	2006-07
Most Losses	9	1999-00

### SHOOTOUT

Most Games	14	2007-08
Most Wins	5	2007-08
		2006-07
Most Losses	9	2007-08

### GOALS

Most For	346	1992-93
Fewest For	192	1998-99
	153	1994-95*
Most Against	401	1984-85
Fewest Against	194	2003-04
	148	1994-95*

### POWER PLAY GOALS

Most For	90	1982-83, 1983-84
Fewest For	47	1972-73
	47	1994-95*
Most Against	89	1984-85
Fewest Against	49	1978-79
	39	1994-95*

### SHORTHANDED GOALS

Most For	19	1997-98
Fewest For	1	1978-79
Most Against	18	1987-88
Fewest Against	5	1974-75

## SHUTOUTS

Most	8 (twice)	2001-02, 1974-75
Fewest	0	1970-71, 1984-85, 2005-06
Most Against	12	1971-72
Fewest Against	0	1970-71, 1984-85

### PENALTIES (IN MINUTES)

Most	2,326	1992-93
Fewest	943	1972-73

### HAT TRICKS

Most	8	1986-87
Petri Skriko (4), Stan Smyl (2), Tony Tanti (2)	7	1995-96

Mogilny (3), Linden (1),  
Ronning (1), Courtnall (1), Naslund (1)

### 20-GOAL SCORERS

Most	8	1980-81
------	---	---------

Dave Williams (35), Bobby Schmautz  
(27), Ivan Boldirev (26), Curt Fraser (25),  
Darcy Rota (25), Stan Smyl (25),  
Per-Olov Brasar (22), Thomas Gradin (21)  
8 1984-85

Tony Tanti (39), Stan Smyl (27), Patrik Sundstrom (25), Peter  
McNab (23),  
Thomas Gradin (22), Moe Lemay (21),  
Cam Neely (21), Petri Skriko (21)

### 30-GOAL SCORERS

Most	4	1992-93
------	---	---------

Pavel Bure (60), Petr Nedved (38),  
Trevor Linden (33), Geoff Courtnall (31)

### 80-POINT SCORERS

Most	3	1982-83
------	---	---------

Stan Smyl (88), Thomas Gradin (86),  
Darcy Rota (81)

### LONGEST WIN STREAK

Overall	10	Nov. 9-30/02
Home	9	Nov. 6-Dec. 9/92
Road	8	Dec. 20/03-Jan. 13/04

### LONGEST UNDEFEATED STREAK

Overall	14	Jan. 26-Feb. 25/03 (10-0-4-0)
Home	18	Nov. 4/92-Jan. 16/93 (16-0-2)
Road	9	Feb. 4-Mar. 3/03 (6-0-3-0)

### LONGEST LOSING STREAK

Overall	10	Oct. 23/97-Nov. 11/97
Home	6	Dec. 18/70-Jan. 20/71
Road	12	Nov. 28/81-Feb. 7/82

### LONGEST WINLESS STREAK

Overall	13	Nov. 9-Dec. 7/73 (0-10-3)
Home	11	Dec. 18/70-Feb. 6/71 (0-10-1)
Road	20	Jan. 2-Apr. 2/86 (0-14-6)

## SHUTOUTS

Longest Sequence 210:34 Nov. 25/07 vs CHI - Dec. 2/07 @ MIN  
Longest Sequence, Against

223:10 Jan. 4/84 vs LA - Jan. 13/84 vs WSH  
\* 1994-95 was a shortened NHL Season.

## GAME

### MOST GOALS

For	11	March 28/71 - CAL 5 @ VAN 11
	11	Nov. 25/86 - LA 5 @ VAN 11
	11	March 1/92 - CGY 0 @ VAN 11



Against	13	Oct. 18/84 - VAN 2 @ PHI 13
	13	Nov. 8/85 - VAN 0 @ EDM 13
Both Teams	19	Oct. 7/83 - MIN 9 @ VAN 10

**LARGEST MARGIN OF**

Victory	11	Mar. 1/92 - CGY 0 @ VAN 11
Defeat	13	Nov. 8/85 - VAN 0 @ EDM 13

**TIE GAMES**

Highest Score	7-7	four times - most recent: Oct. 12/95 @ LA Oct. 27/71 @ TOR Dec. 19/97 @ SJ Feb. 8/01 vs SJ
Scoreless	0-0	

**POWER PLAY GOALS**

Most For	6	October 7/83 vs MIN March 1/92 vs CGY
Most Against	6	November 29/84 by LA
Most, Both Teams	10	October 7/83 - VAN 6, MIN 4

**PENALTY MINUTES**

Most For	155	Feb. 22/80 vs PHI
Most, Opponent	189	Feb. 22/80 vs PHI
Most, Two Teams	344	Feb. 22/80 vs PHI
Fewest, Two Teams	0	Mar. 13/76 vs NYR

**SHOTS ON GOAL**

Most For	62	Jan. 31/91 vs NYR
Most Against	60	Feb. 25/71 BOS
Most, Two Teams	96	Jan. 31/91 vs NYR
Fewest For	8	Dec. 18/96 vs NJ
Fewest Against	10	Apr. 4/75 MIN
Fewest, Two Teams	35	Mar. 25/79 MIN
Widest Margin	34	Feb. 20/76 - VAN 50, MIN 16 Nov. 18/80 - VAN 57, WPG 23

**WIDEST MARGIN**

By Opponent	39	Oct. 18/84 - PHI 58, VAN 19
-------------	----	-----------------------------

**PERIOD****GOALS**

Most For	6	Twice Jan. 21/06, 1st, vs MTL, Jan. 16/87, 1st vs CGY
Most For, Both Teams	10	Jan. 8/76 (3rd, BUF 6, VAN 4)
Most Against	7	Oct. 19/83 (3rd vs EDM) Nov. 8/85 (3rd vs EDM)

**POWER PLAY GOALS**

Most For	4	2nd period, Dec. 14/02 @ EDM
Most Against	3	14 times

(most recent Jan. 13/06, 3rd, @ NJ)\*

\*3rd goal empty net

**PENALTY MINUTES**

Most For	138	Feb. 22/80 (3rd vs PHI)
Most By Opponent	164	Feb. 22/80 (3rd by PHI)
Most, Both Teams	302	Feb. 22/80 (3rd vs PHI)

**SHOTS ON GOAL**

Most For	28	Jan. 31/91 (3rd vs NYR)
Most By Opponent	28	Feb. 25/71 (3rd by BOS)
Most, Both Teams	43	Feb. 21/71 (3rd, BOS 28 VAN 15)
Fewest	0	Four Times (most recent Oct. 21/07, 2nd, @ CBJ)
Fewest By Opponent	0	Twice (most recent Dec. 21/06, 3rd, @ BOS)
Fewest, Both Teams	4	3rd, Feb. 1/1999 (3rd @ OTT)
Widest Margin	24	Mar. 2/91 (3rd, VAN 27 vs STL 3)
Widest Margin, Opp.	23	Dec. 13/84 (3rd vs MTL)

**SHOTS ON GOAL IN OVERTIME**

Most For	7	Twice (most recent Oct. 21/07 @ NSH)
Most, Opponent	8	Dec. 20/89 by CGY

Most, Both Teams	12	May 3/92 (VAN 6 vs EDM 6)
Widest Margin	6	Twice, most recent Apr. 2/03 (VAN 7 PHX 1)

(CGY 8 VAN 0)

**FASTEST TWO GOALS**

Cannucks	:06	Feb. 6/92 - 2nd vs NYI (Greg Adams 8:51, Cliff Ronning 8:57)
Opponent	:07	Oct. 19/76 - 1st vs NYI (Bob Nystrom 8:34 and 8:41) Mar. 3/90 - 1st vs CGY (Joe Mullen 3:17, Doug Gilmour 3:24) Oct. 24/95 - 1st vs NYR (Pat Verbeek 9:29, Niklas Sundstrom 9:36)
Both Teams	:04	Mar. 17/85 (3rd vs CHI) (Stan Smyl 19:06, Ed Olczyk 19:10)

**FASTEST THREE GOALS**

Cannucks	:48	Apr. 13/93 (1st vs LA) (Ryan Walter 8:55, Sergio Momesso, 9:29, Trevor Linden, 9:43)
Opponent	:20	Feb. 25/71 (3rd vs BOS) (John Bucyk 4:50, Ed Westfall 5:02, Ted Green 5:10)
Both Teams	:30	Feb. 14/88 (1st vs EDM) (C. MacTavish 3:07, T. Tanti 3:19, M. Messier 3:37)

**FASTEST FOUR GOALS**

Cannucks	1:23	Nov. 26/80 - 3rd vs PIT (Gerry Minor 2:07, Curt Fraser 2:34, Stan Smyl 3:05, Bobby Schmautz 3:30)
Opponent	1:39	Mar. 8/04 - 1st vs COL (Steve Konowalchuk 14:40, Joe Sakic 15:09, Darby Hendrickson 15:31, Steve Moore 16:19)
Both Teams	1:17	Nov. 26/80 - 3rd vs PIT (Curt Fraser 2:34, Stan Smyl 3:05, Bobby Schmautz 3:30, Rick Kehoe 3:51)

**FASTEST OPENING GOAL**

Cannucks	:09	Jan. 16/94 (Trevor Linden vs ANA)
Opponent	:07	Dec. 17/78 (Danny Gare, BUF)

**FASTEST GOAL TO START A PERIOD**

Cannucks	:06	Jan. 18/86 - 2nd vs LA (Steve Tambellini)
Opposition	:06	Mar. 9/06 - Overtime vs NSH (David Legwand)

**CAREER LEADERS**

Seasons	16	Trevor Linden
Games	1140	Trevor Linden
Goals	346	Markus Naslund
Assists	415	Trevor Linden
Points	756	Trevor Linden
Penalty Minutes	2127	Gino Odjick
Power Play Goals	114	Markus Naslund
Shorthanded Goals	24	Pavel Bure
Game Winning Goals	49	Markus Naslund
Hat Tricks	10	Markus Naslund, Tony Tanti
Games, Goaltender	516	Kirk McLean
Wins, Goaltender	211	Kirk McLean
Shutouts	20	Kirk McLean

**CONSECUTIVE GAMES PLAYED**

512	Brendan Morrison	Mar. 16/00 to Apr. 8/07
482	Trevor Linden	Oct. 4/90 to Dec. 7/96
437	Don Lever	Oct. 7/72 to Jan. 14/78

**CONSECUTIVE 20-GOAL SEASONS**

9	Markus Naslund
---	----------------

**CONSECUTIVE 30-GOAL SEASONS**

5	Trevor Linden, Markus Naslund, Tony Tanti
---	---

## SEASON

## MOST GOALS

Most	60	Pavel Bure	1992-93
		Pavel Bure	1993-94
Left Wing	48	Markus Naslund	2002-03
Right Wing	60	Pavel Bure	1992-93
		Pavel Bure	1993-94
Centre	38	P. Sundstrom	1983-84
Defenceman	23	Adrian Aucoin	1998-99
Rookie	34	Pavel Bure	1991-92
Power Play	25	Pavel Bure	1993-94
		Todd Bertuzzi	2002-03
P P, Defenceman	18	Adrian Aucoin	1998-99
Shorthanded	7	Pavel Bure	1992-93
Game-Winning	12	Markus Naslund	2002-03

## MOST ASSISTS

<b>Most</b>	<b>71</b>	<b>Henrik Sedin</b>	<b>2006-07</b>
Left Wing	56	Markus Naslund	2002-03
Right Wing	52	Alex Mogilny	1995-96
<b>Centre</b>	<b>71</b>	<b>Henrik Sedin</b>	<b>2006-07</b>
Defenceman	55	Dennis Kearns	1976-77
Rookie	42	Dale Tallon	1970-71

## MOST POINTS

Most	110	Pavel Bure	1992-93
Left Wing	104	Markus Naslund	2002-03
Right Wing	110	Pavel Bure	1992-93
Centre	91	P. Sundstrom	1983-84
Defenceman	63	Doug Lidster	1986-87
Rookie	60	Ivan Hlinka	1981-82
		Pavel Bure	1991-92

## GOALTENDING

<b>Most Games</b>	<b>76</b>	<b>Roberto Luongo</b>	<b>2006-07</b>
<b>Most Wins</b>	<b>47</b>	<b>Roberto Luongo</b>	<b>2006-07</b>
Most Shutouts	7	Dan Cloutier	2001-02

## MISCELLANEOUS

PIM	372	Donald Brashear	1997-98
Hat Tricks	4	Petri Skriko	1986-87
Shots	407	Pavel Bure	1992-93

## LONGEST GOAL-SCORING STREAK

8 games	Pavel Bure	11 goals	Mar. 8-25/94
---------	------------	----------	--------------

## LONGEST ASSIST-SCORING STREAK

11 games	Dennis Kearns	19 assists	Feb. 27-Mar. 20/77
----------	---------------	------------	--------------------

## LONGEST POINT-SCORING STREAK

15 games	Petr Nedved	24 points	Nov. 19-Dec. 27/92
	Todd Bertuzzi	19 points	Jan. 3-Feb. 4/02

## GAME

## MOST GOALS

4	Rosaire Paiement	Feb. 9/71	vs	BUF
	Bobby Schmautz	Nov. 19/72	vs	BUF
	Bobby Schmautz	Dec. 30/72	vs	NYI
	Rick Blight	Oct. 6/76	@	PIT
	Petri Skriko	Nov. 21/86	vs	NYR
	Greg Adams	Oct. 8/87	vs	STL
	Tony Tanti	Jan. 13/88	vs	WPG
	Pavel Bure	Oct. 12/92	vs	WPG
	Martin Gelinas	Feb. 27/97	vs	PHX
	Markus Naslund	Dec. 14/02	@	EDM
	Markus Naslund	Dec. 9/03	vs	PIT
	<b>Daniel Sedin</b>	<b>Feb. 24/04</b>	<b>vs</b>	<b>DET</b>

## MOST ASSISTS

6	Patrik Sundstrom	Feb. 29/84	@	PIT
---	------------------	------------	---	-----

## MOST POINTS

7	Patrik Sundstrom	Feb. 29/84	@	PIT
---	------------------	------------	---	-----

## MOST PENALTY MINUTES

47	Gino Odjick	Nov. 12/92	@	LA
----	-------------	------------	---	----

## MOST POWER PLAY GOALS

3	Rick Blight	Oct. 6/76	@	PIT
---	-------------	-----------	---	-----

## MOST SHORT-HANDED GOALS

2	Chris Oddleifson	Jan. 24/76	vs	TOR
	Stan Smyl	Jan. 25/85	vs	WPG
	Petri Skriko	Nov. 18/86	vs	CGY
	Pavel Bure	Oct. 12/92	vs	WPG

## MOST SHOTS

13	Pavel Bure	April 7/93	vs	EDM
	Russ Courtnall	Mar. 6/96	vs	BUF
	Trevor Linden	Mar. 9/96	vs	COL

## PERIOD

## MOST GOALS

3	Bobby Schmautz	Nov. 19/72	vs	BUF, 2nd
	Rick Blight	Oct. 6/76	@	PIT, 2nd
	Tony Tanti	Jan. 7/89	@	PIT, 2nd
	Igor Larionov	Dec. 28/91	@	SJ, 2nd
	Pavel Bure	Oct. 12/92	vs	WPG, 2nd
	Andrew Cassels	Nov. 8/00	@	ANA, 2nd
	Markus Naslund	Apr. 11/02	vs	LA, 3rd
	Markus Naslund	Oct. 21/02	@	SJ, 2nd

## MOST ASSISTS

4	Several players, most recent			
	Markus Naslund	Jan. 25/04	vs	NSH, 2nd

## MOST POINTS

5	Cliff Ronning	Apr. 15/93	@	LA, 3rd
---	---------------	------------	---	---------

## MOST PIM

47	Gino Odjick	Nov. 12/92	@	LA, 3rd
----	-------------	------------	---	---------

## FASTEST TWO GOALS

:09	Gerry O'Flaherty	Mar. 15/74	vs	ATL, 3rd
	(scored at 17:48,17:57)			

## FASTEST THREE GOALS

4:54	Trevor Linden	Mar. 9/96	vs	COL, 2nd
	(scored 5:54, 6:27, 10:48)			

## FASTEST TWO SHORT-HANDED GOALS

1:11	Petri Skriko	Nov. 18/86	vs	CGY, 2nd
	(scored at 13:21, 14:32)			

PLAYOFFS

**WE ARE ALL CANUCKS**



# ALL-TIME PLAYOFF OPPONENTS

## ALL-TIME PLAYOFF OPPONENTS

Team	Series	W	L	GP	W	L	GF	GA	PCT.	Last Mtg.	Rd.	Result
Anaheim	1	0	1	5	1	4	8	14	.200	2007	CSF	1-4 L
Buffalo	2	0	2	7	1	6	14	28	.143	1981	PR	0-3 L
Calgary	6	2	4	32	15	17	96	101	.468	2004	CQF	3-4 L
Chicago	2	1	1	9	4	5	24	24	.444	1995	CSF	0-4 L
Colorado	2	0	2	10	2	8	26	40	.200	2001	CQF	0-4 L
Dallas	2	2	0	12	8	4	31	23	.667	2007	CQF	4-3 W
Detroit	1	0	1	6	2	4	16	22	.333	2002	CQF	2-4 L
Edmonton	2	0	2	9	2	7	20	35	.222	1992	DF	2-4 L
Los Angeles	3	1	2	17	8	9	60	66	.470	1993	DF	2-4 L
Minnesota	1	0	1	7	3	4	17	21	.429	2003	CSF	3-4 L
Montreal	1	0	1	5	1	4	9	20	.200	1975	QF	1-4 L
NY Islanders	2	0	2	6	0	6	14	26	.000	1982	F	0-4 L
NY Rangers	1	0	1	7	3	4	19	21	.428	1994	F	3-4 L
Philadelphia	1	0	1	3	1	2	9	15	.333	1979	PR	1-2 L
St. Louis	2	2	0	14	8	6	44	48	.571	2003	CQF	4-3 W
Toronto	1	1	0	5	4	1	16	9	.800	1994	CF	4-1 W
Winnipeg	2	2	0	13	8	5	50	34	.615	1993	DSF	4-2 W
<b>TOTALS</b>	<b>32</b>	<b>11</b>	<b>21</b>	<b>167</b>	<b>71</b>	<b>96</b>	<b>473</b>	<b>547</b>	<b>.425</b>			

## HOME

Team	GP	W	L	GF	GA
Anaheim	2	0	2	4	6
Buffalo	3	1	2	9	12
Calgary	16	8	8	50	46
Chicago	4	2	2	14	13
Colorado	5	1	4	10	19
Dallas	7	4	3	18	15
Detroit	3	0	3	7	13
Edmonton	4	2	2	12	12
Los Angeles	9	4	5	26	30
Minnesota	4	1	3	10	17
Montreal	2	0	2	1	8
NY Islanders	3	0	3	2	9
NY Rangers	4	2	2	12	11
Philadelphia	1	0	1	4	6
St. Louis	7	4	3	21	25
Toronto	3	3	0	10	3
Winnipeg	7	5	2	28	15

## ROAD

Team	GP	W	L	GF	GA
Anaheim	3	1	2	4	8
Buffalo	4	0	4	5	16
Calgary	16	7	9	46	55
Chicago	5	2	3	10	11
Colorado	5	1	4	16	21
Dallas	5	4	1	13	8
Detroit	3	2	1	9	9
Edmonton	5	0	5	8	23
Los Angeles	8	4	4	35	36
Minnesota	3	2	1	7	9
Montreal	3	1	2	8	12
NY Islanders	3	0	3	12	17
NY Rangers	3	1	2	7	10
Philadelphia	2	1	1	5	9
St. Louis	7	4	3	23	23
Toronto	2	1	1	6	6
Winnipeg	6	3	3	22	19

## ALL-TIME PLAYOFF OVERTIME

Date	Opponent	Scorer	Time	W-L Score
Apr. 22, 1975	@ Montreal	Guy Lafleur	17:06	L 5-4
Apr. 8, 1981	@ Buffalo	Al Haworth	5:00	L 3-2
Apr. 8, 1982	Calgary	Dave Williams	14:20	W 2-1
Apr. 16, 1982	Los Angeles	Steve Bozek	4:33	L 3-2
Apr. 18, 1982	@ Los Angeles	Colin Campbell	0:23	W 4-3
Apr. 27, 1982	@ Chicago	Jim Nill	28:58	W 2-1
May 8, 1982	@ NY Islanders	Mike Bossy	19:58	L 6-5
Apr. 6, 1983	@ Calgary	Eddy Beers	12:27	L 4-3
May 10, 1983	Calgary	Greg Meredith	1:06	L 4-3
Apr. 5, 1989	Calgary	Paul Reinhart	2:47	W 4-3
Apr. 15, 1989	Calgary	Joel Otto	19:21	L 4-3
Apr. 6, 1991	@ Los Angeles	Wayne Gretzky	11:08	L 3-2
Apr. 8, 1991	Los Angeles	Cliff Ronning	3:12	W 2-1
May 3, 1992	Edmonton	Joe Murphy	8:36	L 4-3
Apr. 27, 1993	Winnipeg	Teemu Selanne	6:18	L 4-3
Apr. 29, 1993	@ Winnipeg	Greg Adams	4:30	W 4-3
May 11, 1993	Los Angeles	Gary Shuchuk	26:31	L 4-3
Apr. 26, 1994	@ Calgary	Geoff Courtnall	7:15	W 2-1
Apr. 28, 1994	Calgary	Trevor Linden	16:43	W 3-2
Apr. 30, 1994	@ Calgary	Pavel Bure	22:20	W 4-3
May 8, 1994	Dallas	Sergio Momesso	11:01	W 2-1
May 16, 1994	ToroNto	Peter Zezel	16:55	L 3-2
May 24, 1994	Toronto	Greg Adams	20:14	W 4-3
May 31, 1994	Ny Rangers	Greg Adams	19:26	W 3-2
May 15, 1995	@ St. Louis	Cliff Ronning	1:48	W 6-5
May 21, 1995	@ Chicago	Joe Murphy	9:04	L 2-1
May 25, 1995	Chicago	Chris Chelios	6:22	L 3-2
May 27, 1995	Chicago	Chris Chelios	5:35	L 4-3
Apr. 25, 1996	@ Colorado	Joe Sakic	0:51	L 5-4
Apr. 16, 2001	@ Vancouver	Peter Forsberg	2:50	L 4-3
<b>Apr. 17, 2002</b>	<b>@ Detroit</b>	<b>Henrik Sedin</b>	<b>13:59</b>	<b>W 4-3</b>
Apr. 25, 2003	@ Vancouver	Trent Klatt	3:42	W 4-3
May 2, 2003	@ Minnesota	Brent Sopel	15:52	W 3-2
Apr. 17, 2004	@ Calgary	Brendan Morrison	42:28	W 5-4
Apr. 19, 2004	Calgary	Martin Gelin	1:25	L 3-2
<b>Apr. 11, 2007</b>	<b>Dallas</b>	<b>Henrik Sedin</b>	<b>78:06</b>	<b>W 5-4</b>
<b>Apr. 15, 2007</b>	<b>@ Dallas</b>	<b>Taylor Pyatt</b>	<b>7:47</b>	<b>W 2-1</b>
Apr. 19, 2007	Dallas	Brendan Morrow	6:22	L 0-1
<b>Apr. 27, 2007</b>	<b>@ Anaheim</b>	<b>Jeff Cowan</b>	<b>27:49</b>	<b>W 2-1</b>
May 1, 2007	Anaheim	Travis Moen	2:07	L 2-3
May 3, 2007	@ Anaheim	Scott Niedermayer	24:30	L 1-2



DATE VISITORS HOME W-L

## 1975 QUARTER-FINALS

### Montreal win 4-1

Apr. 13	Vancouver	2	@ Montreal	6	L
Apr. 15	Vancouver	2	@ Montreal	1	W
Apr. 17	Montreal	4	@ Vancouver	1	L
Apr. 19	Montreal	4	@ Vancouver	0	L
Apr. 22	Vancouver	4	@ Montreal	5 OT	L

## 1976 PRELIMINARY ROUND

### NY Islanders win 2-0

Apr. 6	Vancouver	3	@ NY Islanders	5	L
Apr. 8	NY Islanders	3	@ Vancouver	1	L

## 1979 PRELIMINARY ROUND

### Philadelphia win 2-1

Apr. 10	Vancouver	3	@ Philadelphia	2	W
Apr. 12	Philadelphia	6	@ Vancouver	4	L
Apr. 14	Vancouver	2	@ Philadelphia	7	L

## 1980 PRELIMINARY ROUND

### Buffalo win 3-1

Apr. 8	Vancouver	1	@ Buffalo	2	L
Apr. 9	Vancouver	0	@ Buffalo	6	L
Apr. 11	Buffalo	4	@ Vancouver	5	W
Apr. 12	Buffalo	3	@ Vancouver	1	L

## 1981 PRELIMINARY ROUND

### Buffalo win 3-0

Apr. 8	Vancouver	2	@ Buffalo	3 OT	L
Apr. 9	Vancouver	2	@ Buffalo	5	L
Apr. 11	Buffalo	5	@ Vancouver	3	L

## 1982 SMYTHE DIVISION SEMI-FINAL

### Vancouver win 3-0

Apr. 7	Calgary	3	@ Vancouver	5	W
Apr. 8	Calgary	1	@ Vancouver	2 OT	W
Apr. 10	Vancouver	3	@ Calgary	1	W

## 1982 SMYTHE DIVISION FINAL

### Vancouver win 4-1

Apr. 15	Los Angeles	2	@ Vancouver	3	W
Apr. 16	Los Angeles	3	@ Vancouver	2 OT	L
Apr. 18	Vancouver	4	@ Los Angeles	3 OT	W
Apr. 19	Vancouver	5	@ Los Angeles	4	W
Apr. 21	Los Angeles	2	@ Vancouver	5	W

## 1982 CAMPBELL CONFERENCE CHAMPIONSHIP

### Vancouver win 4-1

Apr. 27	Vancouver	2	@ Chicago	1 OT	W
Apr. 29	Vancouver	1	@ Chicago	4	L
May 1	Chicago	3	@ Vancouver	4	W
May 4	Chicago	3	@ Vancouver	5	W
May 6	Vancouver	6	@ Chicago	2	W

## 1982 STANLEY CUP CHAMPIONSHIP

### NY Islanders win 4-0

May 8	Vancouver	5	@ NY Islanders	6 OT	L
May 11	Vancouver	5	@ NY Islanders	6	L
May 13	NY Islanders	3	@ Vancouver	0	L
May 16	NY Islanders	3	@ Vancouver	1	L

## 1983 SMYTHE DIVISION SEMI-FINAL

### Calgary win 3-1

Apr. 6	Vancouver	3	@ Calgary	4 OT	L
Apr. 7	Vancouver	3	@ Calgary	5	L
Apr. 9	Calgary	4	@ Vancouver	5	W
Apr. 10	Calgary	4	@ Vancouver	3 OT	L

## 1984 SMYTHE DIVISION SEMI-FINAL

### Calgary win 3-1

Apr. 4	Vancouver	3	@ Calgary	5	L
Apr. 5	Vancouver	2	@ Calgary	4	L
Apr. 7	Calgary	0	@ Vancouver	7	W
Apr. 8	Calgary	5	@ Vancouver	1	L

DATE VISITORS HOME W-L

## 1986 SMYTHE DIVISION SEMI-FINAL

### Edmonton win 3-0

Apr. 9	Vancouver	3	@ Edmonton	7	L
Apr. 10	Vancouver	1	@ Edmonton	5	L
Apr. 12	Edmonton	5	@ Vancouver	1	L

## 1989 SMYTHE DIVISION SEMI-FINAL

### Calgary win 4-3

Apr. 5	Vancouver	4	@ Calgary	3 OT	W
Apr. 6	Vancouver	2	@ Calgary	5	L
Apr. 8	Calgary	4	@ Vancouver	0	L
Apr. 9	Calgary	3	@ Vancouver	5	W
Apr. 11	Vancouver	0	@ Calgary	4	L
Apr. 13	Calgary	3	@ Vancouver	6	W
Apr. 15	Vancouver	3	@ Calgary	4 OT	L

## 1991 SMYTHE DIVISION SEMI-FINAL

### Los Angeles win 4-2

Apr. 4	Vancouver	6	@ Los Angeles	5	W
Apr. 6	Vancouver	2	@ Los Angeles	3 OT	L
Apr. 8	Los Angeles	1	@ Vancouver	2 OT	W
Apr. 10	Los Angeles	6	@ Vancouver	1	L
Apr. 12	Vancouver	4	@ Los Angeles	7	L
Apr. 14	Los Angeles	4	@ Vancouver	1	L

## 1992 SMYTHE DIVISION SEMI-FINAL

### Vancouver win 4-3

Apr. 18	Winnipeg	3	@ Vancouver	2	L
Apr. 20	Winnipeg	2	@ Vancouver	3	W
Apr. 22	Vancouver	2	@ Winnipeg	4	L
Apr. 24	Vancouver	1	@ Winnipeg	3	L
Apr. 26	Winnipeg	2	@ Vancouver	8	W
Apr. 28	Vancouver	8	@ Winnipeg	3	W
Apr. 30	Winnipeg	0	@ Vancouver	5	W

## 1992 SMYTHE DIVISION FINAL

### Edmonton win 4-2

May 3	Edmonton	4	@ Vancouver	3 OT	L
May 4	Edmonton	0	@ Vancouver	4	W
May 6	Vancouver	2	@ Edmonton	5	L
May 8	Vancouver	2	@ Edmonton	3	L
May 10	Edmonton	3	@ Vancouver	4	W
May 12	Vancouver	0	@ Edmonton	3	L

## 1993 SMYTHE DIVISION SEMI-FINAL

### Vancouver win 4-2

Apr. 18	Winnipeg	2	@ Vancouver	4	W
Apr. 21	Winnipeg	2	@ Vancouver	3	W
Apr. 23	Vancouver	4	@ Winnipeg	5	L
Apr. 25	Vancouver	3	@ Winnipeg	1	W
Apr. 27	Winnipeg	4	@ Vancouver	3 OT	L
Apr. 29	Vancouver	4	@ Winnipeg	3 OT	W

## 1993 SMYTHE DIVISION FINAL

### Los Angeles win 4-2

May 2	Los Angeles	2	@ Vancouver	5	W
May 5	Los Angeles	6	@ Vancouver	3	L
May 7	Vancouver	4	@ Los Angeles	7	L
May 9	Vancouver	7	@ Los Angeles	2	W
May 11	Los Angeles	4	@ Vancouver	3 OT	L
May 13	Vancouver	3	@ Los Angeles	5	L

## 1994 WESTERN CONFERENCE QUARTER FINAL

### Vancouver win 4-3

Apr. 18	Vancouver	5	@ Calgary	0	W
Apr. 20	Vancouver	5	@ Calgary	7	L
Apr. 22	Calgary	4	@ Vancouver	2	L
Apr. 24	Calgary	3	@ Vancouver	2	L
Apr. 26	Vancouver	2	@ Calgary	1 OT	W
Apr. 28	Calgary	2	@ Vancouver	3 OT	W
Apr. 30	Vancouver	4	@ Calgary	3 OT	W

## DATE VISITORS HOME W-L

### 1994 WESTERN CONFERENCE SEMI-FINAL

#### Vancouver win 4-1

May 2	Vancouver	6	@ Dallas	4	W
May 4	Vancouver	3	@ Dallas	0	W
May 6	Dallas	4	@ Vancouver	3	L
May 8	Dallas	1	@ Vancouver	2 OT	W
May 10	Dallas	2	@ Vancouver	4	W

### 1994 WESTERN CONFERENCE FINAL

#### Vancouver win 4-1

May 16	Vancouver	2	@ Toronto	3 OT	L
May 18	Vancouver	4	@ Toronto	3	W
May 20	Toronto	0	@ Vancouver	4	W
May 22	Toronto	0	@ Vancouver	2	W
May 24	Toronto	3	@ Vancouver	4 OT	W

### 1994 STANLEY CUP FINAL

#### NY Rangers win 4-3

May 31	Vancouver	3	@ NY Rangers	2 OT	W
June 2	Vancouver	1	@ NY Rangers	3	L
June 4	NY Rangers	5	@ Vancouver	1	L
June 7	NY Rangers	4	@ Vancouver	2	L
June 9	Vancouver	6	@ NY Rangers	3	W
June 11	NY Rangers	1	@ Vancouver	4	W
June 14	Vancouver	2	@ NY Rangers	3	L

### 1995 WESTERN CONFERENCE QUARTER-FINAL

#### Vancouver win 4-3

May 7	Vancouver	1	@ St. Louis	2	L
May 9	Vancouver	5	@ St. Louis	3	W
May 11	St. Louis	1	@ Vancouver	6	W
May 13	St. Louis	5	@ Vancouver	2	L
May 15	Vancouver	6	@ St. Louis	5 OT	W
May 17	St. Louis	8	@ Vancouver	2	L
May 19	Vancouver	5	@ St. Louis	3	W

### 1995 WESTERN CONFERENCE SEMI-FINAL

#### Chicago win 4-0

May 21	Vancouver	1	@ Chicago	2 OT	L
May 23	Vancouver	0	@ Chicago	2	L
May 25	Chicago	3	@ Vancouver	2 OT	L
May 27	Chicago	4	@ Vancouver	3 OT	L

### 1996 WESTERN CONFERENCE QUARTER-FINAL

#### Colorado win 4-2

Apr. 16	Vancouver	2	@ Colorado	5	L
Apr. 18	Vancouver	5	@ Colorado	4	W
Apr. 20	Colorado	4	@ Vancouver	0	L
Apr. 22	Colorado	3	@ Vancouver	4	W
Apr. 25	Vancouver	4	@ Colorado	5 OT	L
Apr. 27	Colorado	3	@ Vancouver	2	L

### 2001 WESTERN CONFERENCE QUARTER-FINAL

#### Colorado win 4-0

Apr. 12	Vancouver	4	@ Colorado	5	L
Apr. 14	Vancouver	1	@ Colorado	2	L
Apr. 16	Colorado	4	@ Vancouver	3 OT	L
Apr. 18	Colorado	5	@ Vancouver	1	L

### 2002 WESTERN CONFERENCE QUARTER-FINAL

#### Detroit win 4-2

Apr. 17	Vancouver	4	@ Detroit	3 OT	W
Apr. 19	Vancouver	5	@ Detroit	2	W
Apr. 21	Detroit	3	@ Vancouver	1	L
Apr. 23	Detroit	4	@ Vancouver	2	L
Apr. 25	Vancouver	0	@ Detroit	4	L
Apr. 27	Detroit	6	@ Vancouver	4	L

## DATE VISITORS HOME W-L

### 2003 WESTERN CONFERENCE QUARTER-FINAL

#### Vancouver win 4-3

Apr. 10	St. Louis	6	@ Vancouver	0	L
Apr. 12	St. Louis	1	@ Vancouver	2	W
Apr. 14	Vancouver	1	@ St. Louis	3	L
Apr. 16	Vancouver	1	@ St. Louis	4	L
Apr. 18	St. Louis	3	@ Vancouver	5	W
Apr. 20	Vancouver	4	@ St. Louis	3	W
Apr. 22	St. Louis	1	@ Vancouver	4	W

### 2003 WESTERN CONFERENCE SEMI-FINAL

#### Minnesota win 4-3

Apr. 25	Minnesota	3	@ Vancouver	4 OT	W
Apr. 27	Minnesota	3	@ Vancouver	2	L
Apr. 29	Vancouver	3	@ Minnesota	2	W
May 2	Vancouver	3	@ Minnesota	2 OT	W
May 5	Minnesota	7	@ Vancouver	2	L
May 7	Vancouver	1	@ Minnesota	5	L
May 8	Minnesota	4	@ Vancouver	2	L

### 2004 WESTERN CONFERENCE QUARTER-FINAL

#### Calgary win 4-3

Apr. 7	Calgary	3	@ Vancouver	5	W
Apr. 9	Calgary	2	@ Vancouver	1	L
Apr. 11	Vancouver	2	@ Calgary	1	W
Apr. 13	Vancouver	0	@ Calgary	4	L
Apr. 15	Calgary	2	@ Vancouver	1	L
Apr. 17	Vancouver	5	@ Calgary	4 OT	W
Apr. 19	Calgary	3	@ Vancouver	2 OT	L

### 2007 WESTERN CONFERENCE QUARTER-FINAL

#### Vancouver win 4-3

Apr. 11	Dallas	4	@ Vancouver	5 OT	W
Apr. 13	Dallas	2	@ Vancouver	0	L
Apr. 15	Vancouver	2	@ Dallas	1 OT	W
Apr. 17	Vancouver	2	@ Dallas	1	W
Apr. 19	Dallas	1	@ Vancouver	0 OT	L
Apr. 21	Vancouver	0	@ Dallas	2	L
Apr. 23	Dallas	1	@ Vancouver	4	W

### 2007 WESTERN CONFERENCE SEMI-FINAL

#### Anaheim win 4-1

Apr. 25	Vancouver	1	@ Anaheim	5	L
Apr. 27	Vancouver	2	@ Anaheim	1 OT	W
Apr. 29	Anaheim	3	@ Vancouver	2	L
May 1	Anaheim	3	@ Vancouver	2 OT	L
May 3	Vancouver	1	@ Anaheim	2 OT	L

### ALL-TIME PLAYOFF SHOOTOUTS

Year	Date	Goaltender	Opp.	Score
1975	Apr. 19	Ken Dryden	Montreal	0-4
1980	Apr. 9	Bob Sauve	Buffalo	0-6
1982	May 13	Bill Smith	NY Islanders	0-3
1984	Apr. 7	Richard Brodeur	Calgary	7-0
1989	Apr. 8	Mike Vernon	Calgary	0-4
1989	Apr. 11	Mike Vernon	Calgary	0-4
1992	Apr. 30	Kirk McLean	Winnipeg	5-0
1992	May 4	Kirk McLean	Edmonton	4-0
1992	May 12	Bill Ranford	Edmonton	0-3
1994	Apr. 18	Kirk McLean	Calgary	5-0
1994	May 4	Kirk McLean	Dallas	3-0
1994	May 20	Kirk McLean	Toronto	4-0
1994	May 22	Kirk McLean	Toronto	2-0
1995	May 23	Ed Belfour	Chicago	0-2
1996	Apr. 20	Patrick Roy	Colorado	0-4
2002	Apr. 25	Dominik Hasek	Detroit	0-4
2003	Apr. 10	Chris Osgood	St. Louis	0-6
2004	Apr. 13	Mikha Kiprusoff	Calgary	0-4
2007	Apr. 13	Marty Turco	Dallas	0-2
2007	Apr. 19	Marty Turco	Dallas	0-1
2007	Apr. 21	Marty Turco	Dallas	0-2

## ALL-TIME PLAYOFF COACHING

Rk	Coach	GP	W	L	PCT
1.	Roger Neilson	21	12	9	.571
2.	Pat Quinn	61	31	30	.508
3.	Bob McCammon	7	3	4	.428
4.	<b>Alain Vigneault</b>	<b>12</b>	<b>5</b>	<b>7</b>	<b>.417</b>
5.	Marc Crawford	31	12	19	.387
6.	Rick Ley	11	4	7	.364
7.	Harry Neale	14	3	11	.214
8.	Phil Maloney	7	1	6	.142
9.	Tom Watt	3	0	3	.000

## ALL-TIME TOP FIVE

Games Played			Penalty Minutes		
1.	Trevor Linden	118	1.	Dave Williams	181
2.	Jyrki Lumme	72	2.	S. Momesso	157
3.	Cliff Ronning	72	3.	Geoff Courtinall	121
4.	Kirk McLean	68	4.	Curt Fraser	108
5.	S. Momesso	66	5.	Harold Snepsts	99
Goals			Defenceman Points		
T-1.	Trevor Linden	34	1.	Jyrki Lumme	40
	Pavel Bure	34	2.	Dave Babych	27
3.	Geoff Courtinall	26	3.	<b>Mattias Ohlund</b>	<b>25</b>
4.	Cliff Ronning	24	T-4.	Ed Jovanovski	19
5.	Thomas Gradin	17		Jeff Brown	19
Assists					
1.	Trevor Linden	61			
2.	Geoff Courtinall	35			
3.	Cliff Ronning	34			
4.	Pavel Bure	32			
5.	Jyrki Lumme	31			

## ALL-TIME PLAYOFF SCORING

RK	Player	GP	G	A	PTS	PIM
1.	T. Linden	118	34	61	95	90
2.	P. Bure	60	34	32	66	72
3.	G. Courtinall	65	26	35	61	121
4.	C. Ronning	72	24	34	58	48
5.	J. Lumme	72	9	31	40	36
6.	T. Gradin	38	17	21	38	20
7.	G. Adams	53	15	19	34	16
T-8.	M. Naslund	45	13	20	33	46
	S. Smyl	41	16	17	33	64
T-10.	D. Babych	60	9	18	27	27
<b>T-11.</b>	<b>M. Ohlund</b>	<b>42</b>	<b>8</b>	<b>17</b>	<b>25</b>	<b>49</b>
	B. Morrison	43	8	17	25	38
13.	M. Craven	34	8	15	23	22
14.	S. Momesso	66	9	13	22	157
<b>15.</b>	<b>H. Sedin</b>	<b>43</b>	<b>10</b>	<b>10</b>	<b>20</b>	<b>24</b>
T-16.	E. Jovanovski	31	9	10	19	36
	J. Brown	29	7	12	19	39
<b>18.</b>	<b>D. Sedin</b>	<b>43</b>	<b>5</b>	<b>13</b>	<b>18</b>	<b>12</b>
19.	J. Sandlik	33	7	10	17	30
20.	R. Courtinall	17	5	11	16	23
T-21.	D. Rota	30	10	5	15	82
	I. Boldirev	22	9	6	15	4
	G. Diduck	47	6	9	15	55
T-24.	T. Bertuzzi	24	6	8	14	82
	D. Williams	31	4	10	14	181
T-26.	C. Fraser	27	4	9	13	108
	I. Hlinka	16	3	10	13	8
T-28.	M. Cooke	32	8	4	12	30
	D. Halward	28	6	6	12	77
	M. Gelinis	33	6	6	12	26
	D. Lidster	41	2	10	12	36
T-32.	I. Larionov	19	4	7	11	10
	G. Lupul	25	4	7	11	11
	P. Nedved	28	3	8	11	18
	L. Molin	19	2	9	11	7
	N. Belland	21	2	9	11	23
	B. Sopol	42	2	9	11	10

## ALL-TIME PLAYOFF PENALTY SHOTS

1. Steve Duchesne, Los Angeles, successful against Kirk McLean, Game 4, Smythe Division Semi-Finals, Apr. 10, 1991
2. Pavel Bure unsuccessful against Mike Richter, NY Rangers Game 4, Stanley Cup Finals, June 7, 1994
3. Todd Bertuzzi unsuccessful against Dominik Hasek, Detroit Red Wings Game 3, Western Conference Quarter-Final, Apr. 21, 2002

## ALL-TIME PLAYOFF GOALTENDING

Rk	Player	GPI	MINS	GA	SO	AVG	W	L
1.	K. McLean	68	4189	198	6	2.84	34	34
2.	R. Brouder	29	1809	99	1	3.28	12	17
3.	D. Cloutier	25	1360	75	0	3.31	10	13
4.	<b>R. Luongo</b>	<b>12</b>	<b>847</b>	<b>25</b>	<b>0</b>	<b>1.77</b>	<b>5</b>	<b>7</b>
5.	G. Bromley	7	360	25	0	4.17	2	5
6.	C. Hirsch	6	338	21	0	3.73	2	3
7.	T. Gamble	4	249	16	0	3.86	1	3
8.	G. Smith	4	257	14	0	3.27	1	3
9.	A. Auld	4	241	10	0	2.48	1	2
10.	S. Weeks	3	140	8	0	4.00	0	2
11.	J. Garrett	3	78	4	0	3.06	1	0
12.	J. Hedberg	2	98	4	0	2.45	1	1
13.	B. Essensa	2	122	6	0	2.95	0	2
14.	C. Ridley	2	120	8	0	4.00	0	2
15.	P. Skudra	2	96	5	0	3.13	0	1
16.	G. Hanlon	2	60	3	0	3.00	0	0
17.	D. Sabourin	2	14	1	0	4.29	0	0
18.	W. Young	1	60	5	0	5.00	0	1
19.	K. Lockett	1	60	6	0	6.00	0	1
20.	K. Whitmore	1	20	2	0	6.00	0	0

RK	Player	GP	G	A	PTS	PIM
T-38.	T. Tanti	18	1	9	10	15
	B. Hedican	41	1	9	10	32
	H. Snepsts	11	1	9	10	99
T-41.	T. Klatt	18	5	4	9	2
	L. Lindgren	25	3	6	9	14
	N. La Fayette	20	2	7	9	13
	A. Mogilny	6	1	8	9	8
<b>T-45.</b>	<b>S. Salo</b>	<b>29</b>	<b>2</b>	<b>6</b>	<b>8</b>	<b>6</b>
	T. Fergus	13	5	3	8	6
	A. Plavsic	13	1	7	8	4
T-48.	J. Nill	20	4	3	7	73
	B. Bradley	7	3	4	7	10
	D. Murzyn	40	3	4	7	92
	R. Lanz	14	2	5	7	6
	C. Oddleifson	14	1	6	7	8
<b>T-53.</b>	<b>T. Pyatt</b>	<b>12</b>	<b>2</b>	<b>4</b>	<b>6</b>	<b>6</b>
	B. Dailey	7	2	4	6	14
	P. Skriko	10	1	5	6	04
T-56.	E. Tikkanen	6	3	2	5	2
	J. Gould	7	3	2	5	0
	R. Nordmark	7	3	2	5	8
	J. Beranek	14	3	2	5	12
	R. Oksijuta	10	2	3	5	0
	P. Reinhart	7	2	3	5	4
	C. Campbell	19	2	3	5	98
	D. Ward	9	2	3	5	0
	R. Blight	5	0	5	5	2
	M. Baron	24	0	5	5	20
	K. McLean (G)	68	0	5	5	0
T-67.	G. Odjick	32	3	1	4	95
	J. Gillis	5	2	2	4	0
	T. Kurvers	6	2	2	4	12
	G. O'Flaherty	7	2	2	4	6
	D. Lever	10	2	2	4	6
	K. McCarthy	11	2	2	4	12
	J. Ruutu	24	1	3	4	32
	A. Chubarov	27	0	4	4	4



## ALL-TIME PLAYOFF SCORING

RK	Player	GP	G	A	PTS	PIM	RK	Player	GP	G	A	PTS	PIM
	A. Semenov	12	1	3	4	0		T. Bouck	1	0	0	0	0
	G. Minor	12	1	3	4	25		J. King	1	0	0	0	0
	B. Simolinski	12	2	2	4	8		<b>R. Luongo (G)</b>	<b>12</b>	<b>0</b>	<b>0</b>	<b>0</b>	<b>0</b>
T-78.	P. Bordeleau	5	2	1	3	0		D. Sabourin (G)	2	0	0	0	0
	R. Sutter	7	2	1	3	12		K. Whitmore (G)	1	0	0	0	0
	G. Butcher	14	2	1	3	24		J. Namestnikov	2	0	0	0	2
	A. Cassels	6	2	1	3	0		J. Kocur	1	0	0	0	0
	M. Kirtan	4	1	2	3	7		J. Dowd	1	0	0	0	0
	S. Lachance	8	1	2	3	6		R. Bawa	1	0	0	0	0
	M. Bridgman	7	1	2	3	10		D. Bruce	1	0	0	0	0
	R. Kron	11	1	2	3	2		L. Goodenough	1	0	0	0	2
	D. Kearns	11	1	2	3	8		K. Guy	1	0	0	0	0
	P.O. Brasar	13	1	2	3	0		K. Lockett (G)	1	0	0	0	0
	M. Crawford	20	1	2	3	44		M. Petit	1	0	0	0	0
	R. Delorme	23	1	2	3	49		J. Hedberg (G)	2	0	0	0	0
	J. Sleg	5	0	3	3	4		N. Baumgartner	2	0	0	0	0
	B. MacDonald	8	0	3	3	2		J. Strudwick	2	0	0	0	0
	R. Walter	13	0	3	3	8		K. Hammond	2	0	0	0	6
	B. Glynn	17	0	3	3	10		G. Cochran	2	0	0	0	5
T-94.	<b>J. Cowan</b>	<b>10</b>	<b>2</b>	<b>0</b>	<b>2</b>	<b>22</b>		A. Demarco	2	0	0	0	0
	<b>L. Krajicek</b>	<b>12</b>	<b>0</b>	<b>2</b>	<b>2</b>	<b>12</b>		B. Essensa (G)	2	0	0	0	0
	J. Bulis	12	1	1	2	2		G. Hanlon (G)	2	0	0	0	0
	B. Reid	10	0	2	2	0		C. Ridley (G)	2	0	0	0	0
	B. Peterson	3	2	0	2	9		R. Tudor	2	0	0	0	0
	C. Neely	7	2	0	2	6		M. Walton	2	0	0	0	5
	G. Sanderson	7	1	1	2	4		M. Bergevin	3	0	0	0	2
	M. Rucinsky	7	1	1	2	6		P. Schaefer	3	0	0	0	0
	C. Ruuttu	9	1	1	2	0		P. Kavanagh	3	0	0	0	2
	D. Capuano	6	1	1	2	5		J. Benning	3	0	0	0	0
	B. Manno	10	1	1	2	12		G. Boddy	3	0	0	0	0
	P. Sundstrom	11	1	1	2	9		C. Cox	3	0	0	0	2
	M. Malik	21	1	1	2	20		A. Auld (G)	4	0	0	0	0
	J.J. Daigenault	3	0	2	2	0		M. Keane	7	0	0	0	4
	J. Belanger	3	0	2	2	2		B. Allen	7	0	0	0	6
	L. Rochefort	5	0	2	2	0		T. Currie	3	0	0	0	10
	S. Bozek	10	0	2	2	4		J. Garrett (G)	3	0	0	0	0
	T. Letowski	12	0	2	2	8		B. Gassoff	3	0	0	0	0
T-112.	<b>A. Burrows</b>	<b>11</b>	<b>1</b>	<b>0</b>	<b>1</b>	<b>14</b>		D. Lowry	3	0	0	0	0
	<b>W. Mitchell</b>	<b>12</b>	<b>0</b>	<b>1</b>	<b>1</b>	<b>12</b>		J. McIlhargey	3	0	0	0	0
	<b>J. Hansen</b>	<b>10</b>	<b>0</b>	<b>1</b>	<b>1</b>	<b>4</b>		P. McNab	3	0	0	0	0
	J. Green	9	0	1	1	12		B. Schmautz	3	0	0	0	0
	B. May	20	1	0	1	21		S. Weeks (G)	3	0	0	0	2
	J. Charbonneau	3	1	0	1	4		D. Brashear	4	0	0	0	0
	A. Aucoin	10	1	0	1	0		D. Berehowsky	4	0	0	0	12
	M. Peca	5	0	1	1	8		T. Gamble	4	0	0	0	0
	D. Kozak	3	1	0	1	0		R. Murphy	4	0	0	0	2
	D. Vervegeart	3	1	0	1	4		J. Hughes	4	0	0	0	10
	A. Boudrais	6	1	0	1	0		M. Lemay	4	0	0	0	12
	B. Ashton	7	1	0	1	8		D. Logan	4	0	0	0	0
	J. Butler	7	1	0	1	2		L. Melnyk	4	0	0	0	2
	G. Monahan	7	1	0	1	4		J. Agnew	4	0	0	0	6
	W. Young (G)	1	0	1	1	0		D. Smith	4	0	0	0	6
	J. Carson	2	0	1	1	0		G. Smith (G)	4	0	0	0	0
	P. Martin	3	0	1	1	2		L. Rohlin	5	0	0	0	0
	R. Stern	3	0	1	1	17		M. Ridley	5	0	0	0	2
	H. Druken	4	0	1	1	0		M. Wotton	5	0	0	0	4
	D. Pederson	4	0	1	1	4		T. Pratt	5	0	0	0	5
	J. Hlavac	5	0	1	1	0		A. Stojanov	5	0	0	0	2
	F. Kucera	6	0	1	1	0		D. Jackson	6	0	0	0	10
	J. Mazur	6	0	1	1	8		M. Sillinger	6	0	0	0	2
	B. Murray	6	0	1	1	13		J. Bubla	6	0	0	0	7
	R. Gregg	7	0	1	1	8		B. Lalonde	6	0	0	0	2
	T. Warriner	6	1	0	1	2		A. Schliebener	6	0	0	0	2
	M. Robitaille	7	0	1	1	4		C. Hirsch	6	0	0	0	2
	J. Grisdale	10	0	1	1	15		G.C. Adams	7	0	0	0	21
	R. Sedlbauer	10	0	1	1	19		G. Bromley (G)	7	0	0	0	2
	S. Antoski	16	0	1	1	36		J. Cullimore	11	0	0	0	12
	G. Valk	16	0	1	1	37		A. Eldebrink	13	0	0	0	10
	J. McIntyre	24	0	1	1	16		D. Cloutier (G)	25	0	0	0	10
T-144.	<b>K. Bieksa</b>	<b>9</b>	<b>0</b>	<b>0</b>	<b>0</b>	<b>20</b>		T. Hunter	46	0	0	0	74
	N. Smith	4	0	0	0	0		R. Dirk	28	0	0	0	39
	R. Fitzpatrick	3	0	0	0	6		R. Brodeur (G)	29	0	0	0	4
	<b>A. Edler</b>	<b>3</b>	<b>0</b>	<b>0</b>	<b>0</b>	<b>2</b>		B. Helmer	6	0	0	0	0
	<b>R. Kesler</b>	<b>1</b>	<b>0</b>	<b>0</b>	<b>0</b>	<b>0</b>		P. Skudra (G)	2	0	0	0	0
	T. Santala	1	0	0	0	0							

## SEASON

<b>Wins</b>		
Most	15	1994
Most Home	7	1994
Most Road	8	1994
Most Consecutive	5	Apr. 26-May 4/94, May 18-31/94

<b>Goals</b>		
Most For	76	1994
Most Against	61	1994

<b>Overtime</b>		
Most Games	7	1994
Most Wins	6	1994
Most Losses	3	1995

<b>Power Play Goals</b>		
Most For	19	1994
Most Against	20	1994

## SERIES

<b>Goals</b>		
Most For	29	1992 Division Semi-Final vs WPG
Most Against	26	1989 Division Semi-Final vs CGY
Most, Both Team	46	1989 Division Semi-Final vs CGY 1992 Division Semi-Final vs WPG

<b>Power Play Goals</b>		
Most For	7	1989 Division Semi-Final vs CGY
Most Against	10	1989 Division Semi-Final vs CGY
Most, Both Teams	17	1989 Division Semi-Final vs CGY

<b>Shorthanded Goals</b>		
Most For	7	1995 vs STL (tied with CGY for most short-handed goals in one series)

<b>Penalty Minutes</b>		
Most	285	1982 Campbell Conference Final vs CHI

<b>Overtime</b>		
Most Games	3	1994 Western Conference Quarter-Final vs CGY (3-0)
	3	1995 Western Conference Semi-Final vs CHI (0-3)
	3	2007 Western Conference Quarter-Final vs DAL (2-1)
	3	2007 Western Conference Semi-Final vs ANA (1-2)

## GAME

<b>Overtime</b>		
Longest	78:06	Apr. 11/07 (VAN 5 vs DAL 4, Henrik Sedin scored at 18:06 in the fourth overtime. The total time played for the game was 138:06)
Shortest	0:23	Apr. 18/82 (VAN 4 @ LA 3 – Colin Campbell)

<b>Goals</b>		
Most	8	Apr. 26/92 (VAN 8 vs WPG 2) Apr. 28/92 (VAN 8 @ WPG 3) May 17/95 (VAN 2 @ STL 8)
Most Against	8	Apr. 20/94 (CGY 7 vs VAN 5) Apr. 14/79 (PHI 7 vs VAN 2) Apr. 9/86 (EDM 7 vs VAN 3)
Most, Both Teams	12	Apr. 20/94 (CGY 7 vs VAN 5)

<b>Power Play Goals</b>		
Most	4	Apr. 9/89 vs CGY
Most Against	3	Seven times
Most, Both Teams	7	Apr. 9/89 vs CGY

<b>Fastest Two</b>		
Short handed Goals		Christian Ruutu at 4:31. Geoff Courtnall at 4:48 of second period on May 15 vs STL. Previous record was 24 seconds set by Mtl Canadiens in 1978 – an NHL record.

<b>Penalty Minutes</b>		
Most	106	Apr. 29/82 vs CHI
Most, Opponent	90	May 6/82 by CHI
Most, Both Teams	188	Apr. 29/82 vs CHI

<b>Shots on Goal</b>		
Most	56	Apr. 11/07 vs DAL
Most, Opponent	76	Apr. 11/07 by DAL
Most, Both Teams	132	Apr. 11/07 vs DAL
Fewest	16	Apr. 19/82 vs LA
Fewest, Opponent	14	May 4/92 vs EDM
Fewest, Both Teams	36	Apr. 8/89 vs CGY

## PERIOD

<b>Goals</b>		
Most	5	June 9/94 vs NYR
Most Against	4	Apr. 9/80 vs BUF May 11/82 vs NYI Apr. 9/86 vs EDM Apr. 20/94 vs CGY May 17/95 vs STL Apr. 16/96 vs COL June 9/94 vs NYR
Most, Both Teams	8	

<b>Power Play</b>		
Most	3	May 4/92 vs EDM Apr. 12/91 vs LA
Most Against	3	Apr. 9/80 vs BUF Apr. 9/89 vs CGY
Most, Both Teams	5	Apr. 9/89 vs CGY

<b>Shots on Goal</b>		
Most	20	May 8/92 @ EDM
Most, Opponent	22	May 3/07 @ ANA
Most	20	May 8/92 @ EDM
Most, Opponent	19	May 4/94 vs DAL
		Apr. 29/82 vs CHI
Most, Both Teams	32	June 9/94 vs NYR
Fewest	2	Apr. 22/96 vs COL
Fewest, Opponent	1	May 4/92 vs EDM
Fewest, Both Teams	9	Apr. 8/89 vs CGY

<b>Fastest Goal to Start Game</b>		
Canucks	:08	Apr. 7/82 vs CGY (Stan Smyl)
Opponent	:24	Apr. 13/07 vs DAL (Jeff Halpern)

<b>Fastest Goal to Start Period</b>		
Canucks	:08	Apr. 7/82 vs CGY (Stan Smyl)

## PERIOD CONTINUED

### Fastest Two Goals

Canucks	:15	Apr. 13/89 vs CGY (Rich Sutter 19:29, Garth Butcher 19:44, 2nd)
Opponent	:17	Apr. 18/01 vs COL (Peter Forsberg 9:11, Joe Sakic 9:28, 3rd)
Both Teams	:16	Apr. 17/04 @ CGY (Geoff Sanderson 10:15, Oleg Saprykin 10:31, 2nd)

### Fastest Three Goals

Canucks	2:18	Apr. 13/89 vs CGY (Jim Sandlak 17:26, Rich Sutter 19:29, Garth Butcher 19:44, 2nd)
Opponent	:38	Apr. 18/01 vs COL (Peter Forsberg 9:11, Joe Sakic 9:28, E. Messier 9:49, 3rd)
Both Teams	1:37	Apr. 5/84 vs CGY (Dave Williams 9:32, Jim Peplinski 10:06, Mike Eaves 11:09, 2nd)

### Career

Most Playoff Years	11	Trevor Linden
Most Games Played	118	Trevor Linden
Most Points	95	Trevor Linden
Most Goals	34	Trevor Linden
		Pavel Bure
Most Assists	61	Trevor Linden
Most PIM	181	Dave Williams
Most Games, Goalie	68	Kirk McLean
Most Wins, Goalie	34	Kirk McLean
Most Shutouts, Goalie	6	Kirk McLean

### Year

Most Points	31	Pavel Bure (1994)
Most Points, Def.	15	Jeff Brown (1994)
Most Goals	16	Pavel Bure (1994)
Most Goals, Def.	7	Ed Jovanovski (2003)
Most GWG	3	Geoff Courtnall (1994)
Most PPG	5	Trevor Linden (1994)
Most Assists	15	Pavel Bure (1994)
Most Assists, Def.	11	Jyrki Lumme (1994)
Most PIM	116	Dave Williams (1982)
Most Shots	101	Pavel Bure (1994)
Longest Point Streak	16	Pavel Bure (1994) (13-10-23)
Longest Goal Streak	5	Cliff Ronning (1991)
Longest Assist Streak	5	Lars Molin (1982)
Most Games, Goalie	24	Kirk McLean (1994)
Most Wins, Goalie	15	Kirk McLean (1994)
Most Shutouts	4	Kirk McLean (1994)
Most Minutes	1544	Kirk McLean (1994)

### Series

Most Goals	7	Pavel Bure (1995 vs STL)
Most Points	12	Pavel Bure (1995 vs STL)
Most Assists	8	A. Mogilny (1996 vs COL)
Most PIM	51	D. Williams (1982 vs CHI)
Most PP	2	Many Times
Most Shots	30	Pavel Bure (1995 vs STL)

### Game

Most Saves	72	<b>R. Luongo (Apr. 11/07 vs DAL)</b>
Most Goals	3	Five players: Trevor Linden, (Most recent Apr. 25/96 @ COL), Doug Halward, Geoff Courtnall (2), Pavel Bure
Most Assists	3	Ten players
Most Points	4	Trevor Linden (Apr. 9/89 vs CGY) Geoff Courtnall (Apr. 4/91 vs LA) Pavel Bure (Apr. 26/92 vs WPG) Geoff Courtnall (Apr. 30/92 vs WPG) Russ Courtnall (May 9/95 at STL)
Most Shots	11	Geoff Courtnall (Apr. 30/92 vs WPG)
Most PP Goals	2	Ivan Hlinka (Apr. 15/82 vs LA) Doug Halward (Apr. 7/84 vs CGY) Trevor Linden (Most recent Apr. 25/96 at COL)

### Period

Most Goals	2	Ten players
Most Assists	2	Many Times
Most Points	3	Geoff Courtnall (Apr. 4/91, vs LA, 3rd) Pavel Bure (June 9/94 vs NYR, 3rd) Gino Odjick (May 17/95 vs STL) Doug Halward (Apr. 7/84, vs CGY, 1st) Mike Bossy, NYI (May 16/82, 2nd)
Most PIM	37	
Fastest Two Goals	2:14	
Fastest Two Goals	3:00	
Opp.		

NHL



WE ARE ALL CANUCKS

## NATIONAL HOCKEY LEAGUE

### NHL NEW YORK

1185 Avenue of the Americas, New York, NY 10036,  
212-789-2000, Fax: 212-789-2020, PR Fax: 212-789-2080

### NHL MONTRÉAL

1800 McGill College Avenue, Suite 2600, Montréal, Québec,  
H3A 3J6,  
514-841-9220, Fax: 514-841-1070

### NHL TORONTO & NHL ENTERPRISES CANADA L.P.

50 Bay Street, 11th Floor, Toronto, Ontario, M5J 2X8,  
416-359-7900, Fax: 416-981-2779, PR Fax: 416-981-2769

## LEAGUE OPERATIONS

### EXECUTIVE

Commissioner ..... Gary B. Bettman  
Deputy Commissioner ..... William Daly  
Chief Operating Officer ..... John Collins  
Senior Executive Vice President of  
Hockey Operations ..... Colin Campbell

### HOCKEY OPERATIONS

Senior Executive Vice President of  
Hockey Operations ..... Colin Campbell  
Senior Vice President,  
Hockey Operations (Toronto) ..... Jim Gregory  
Senior Vice President &  
Director of Officiating (Toronto) ..... Stephen Walkom  
Senior Vice President,  
Hockey Operations (Toronto) ..... Mike Murphy  
Vice President & Managing Director,  
Central Registry (Toronto) ..... Sean MacLeod  
Video Director (Toronto) ..... Damian Echevarrieta  
Director of Alumni Relations (Toronto) ..... Patrick Flatley  
Director, Central Scouting (Toronto) ..... E.J. McGuire  
Director of Systems,  
Central Registry (Montreal) ..... Madeleine Supino  
Senior Manager, Hockey Operations (Toronto) ..... Kris King  
Senior Manager, Central Registry (Toronto) ..... Brandon Pridham  
Managers, Officiating (Toronto) ..... Dave Baker, Randy Hall  
Facilities Operations Manager ..... Dan Craig  
Office Manager / Senior Assistant (Toronto) ..... Kelley Rosset  
Goaltender Equipment Manager (Toronto) ..... Kay Whitmore

### BROADCASTING & PRODUCTION

Senior Vice President, Broadcasting ..... John Shannon  
Group Vice President,  
Video Production and Programming ..... Ken Rosen  
Group Vice President,  
Media Operations & Planning ..... Patti Fallick  
Vice President, Broadcasting & Programming ..... Adam Acone  
Senior Director, Operations/Footage ..... Peg Walsh  
Director, Broadcast Operations (Toronto) ..... Jim Wilkes  
Director, NHL Radio ..... Gregg Baldinger  
Senior Manager, Broadcasting ..... Phyllis DeCongilio  
Senior Manager, Regional Television ..... Eric Haugen  
Senior Manager, Network Television ..... Emily Nasits

Executive Producer ..... Darryl Lepik  
Manager, Video Services ..... Chris Cesa  
Manager, Broadcasting Operations ..... Lisa Litvack

### BROADCAST BUSINESS & SCHEDULING

Senior Vice President, Scheduling and  
Strategic Planning (Montreal) ..... Steve Hatze Petros  
Senior Director, Research ..... Mark Erlichson

### NHL IMAGES

Group Vice President,  
Media Operations & Planning ..... Patti Fallick  
Manager ..... Jessica Tomao

### NHL MEDIA

Group Vice President, Center Ice &  
NHL Network ..... Jody Shapiro  
Vice President, Media ..... John Tortora  
Senior Manager,  
NHL Center Ice Operations ..... Jennifer Wisniewski

### NHL INTERACTIVE CYBERENTERPRISES (NHL ICE)

President, NHL ICE & Senior Vice President,  
New Business Development ..... Keith Ritter  
Vice President, Editorial & Production ..... Richard Libero  
Vice President, Web Operations ..... Grant Nodine  
Director, New Media Business Development ..... Troy Ewanchyna

### COMMUNICATIONS

Senior Vice President,  
Public Relations (Toronto) ..... Gary Meagher  
Senior Vice President, Communications ..... Bernadette Mansur  
Group Vice President, Media Relations ..... Frank Brown  
Vice President, Public Relations  
& Player Development ..... Jamey Horan  
Vice President, Community  
& Diversity Programming ..... Ken Martin  
Statistician and Information Officer (Toronto) ..... Benny Ercolani

## ANAHEIM DUCKS

Honda Center  
2695 Katella Ave  
Anaheim, CA 92806  
(714) 940-2900  
GM: Brian Burke Coach: Randy Carlyle

## ATLANTA THRASHERS

Centennial Tower  
101 Marietta St NW  
Atlanta, GA 30303  
(404) 878-3300  
GM: Don Waddell Coach: John Anderson

## BOSTON BRUINS

TD Banknorth Garden  
100 Legends Way  
Boston, MA 02114  
(617) 624-1900  
GM: Peter Chiarelli Coach: Claude Julien

## BUFFALO SABRES

HSBC Arena  
1 Seymour H. Knox III Plaza  
Buffalo, NY 14203  
(716) 855-4100  
GM: Darcy Regier Coach: Lindy Ruff

## CALGARY FLAMES

Pengrowth Saddledome  
P.O. Box 1540, Station M  
Calgary, AB T2P 3B9  
(403) 777-4636  
GM: Darryl Sutter Coach: Mike Keenan

## CAROLINA HURRICANES

RBC Center  
1400 Edwards Mill Rd  
Raleigh, NC 27607  
(919) 467-7825  
GM: Jim Rutherford Coach: Peter Laviolette

## CHICAGO BLACKHAWKS

United Center  
1901 W Madison St  
Chicago, IL 60612  
(312) 455-7000  
GM: Dale Tallon Coach: Denis Savard

## COLORADO AVALANCHE

Pepsi Center  
1000 Chopper Circle  
Denver, CO 80204  
(303) 405-1100  
GM: Francois Giguere Coach: Tony Granato

## COLUMBUS BLUE JACKETS

Nationwide Arena  
200 W Nationwide Blvd  
Columbus, OH 43215  
(614) 246-4625  
GM: Scott Howson Coach: Ken Hitchcock

## DALLAS STARS

Dr Pepper StarCenter at Frisco  
2601 Avenue of the Stars  
Frisco, TX 75034  
(214) 387-5500  
GM: Brett Hull, Les Jackson Coach: Dave Tippett

## DETROIT RED WINGS

Joe Louis Arena  
600 Civic Center Drive  
Detroit, MI 48226  
(313) 394-7000  
GM: Ken Holmberg Coach: Mike Babcock

## EDMONTON OILERS

11230-110th St  
Edmonton, AB T5G 3H7  
(780) 414-4000  
GM: Steve Tambellini Coach: Craig MacTavish

## FLORIDA PANTHERS

BankAtlantic Center  
One Panther Parkway  
Sunrise, FL 33323  
(954) 835-7000  
GM: Jacques Martin Coach: Peter DeBoer

## LOS ANGELES KINGS

Toyota Sports Center  
555 N Nash St  
El Segundo, CA 90245  
(310) 535-4500  
GM: Dean Lombardi Coach: Terry Murray

## MINNESOTA WILD

317 Washington Street  
St. Paul, MN 55102  
(651) 602-6000  
GM: Doug Risebrough Coach: Jacques Lemaire

## MONTREAL CANADIENS

Bell Centre  
1260 de la Gauchetiere St W  
Montreal, QC H3B 5E8  
(514) 932-2582  
GM: Bob Gainey Coach: Guy Carbonneau

## NASHVILLE PREDATORS

Sommet Center  
501 Broadway  
Nashville, TN 37203  
(615) 770-2300  
GM: David Poile Coach: Barry Trotz

## NEW JERSEY DEVILS

Prudential Center  
165 Mulberry St  
Newark, NJ 07102  
(973) 757-6100  
GM: Lou Lamoriello Coach: Brent Sutter

## NEW YORK ISLANDERS

1535 Old Country Road  
Plainview, NY 11803  
(516) 501-6700  
GM: Garth Snow Coach: Scott Gordon

## NEW YORK RANGERS

Madison Square Garden  
2 Pennsylvania Plaza, 14th Floor  
New York, NY 10121  
(212) 465-6486  
GM: Glen Sather Coach: Tom Renney

## OTTAWA SENATORS

Scotiabank Place  
1000 Palladium Dr  
Kanata, ON K2V 1A5  
(613) 599-0250  
GM: Bryan Murray Coach: Craig Hartsburg

## PHILADELPHIA FLYERS

Wachovia Center  
3601 South Broad St  
Philadelphia, PA 19148  
(215) 465-4500  
GM: Paul Holmgren Coach: John Stevens

## PHOENIX COYOTES

6751 N White Out Way, #200  
Glendale, AZ 85305  
(623) 772-3200  
GM: Don Maloney Coach: Wayne Gretzky

## PITTSBURGH PENGUINS

Mellon Arena  
66 Mario Lemieux Place  
Pittsburgh, PA 15219  
(412) 642-1300  
GM: Ray Shero Coach: Michel Therrien

## ST. LOUIS BLUES

Scottrade Center  
1401 Clark Ave  
St. Louis, MO 63103  
(314) 622-0200  
GM: Larry Pleau Coach: Andy Murray

## SAN JOSE SHARKS

HP Pavilion at San Jose  
525 W Santa Clara St  
San Jose, CA 95113  
(408) 287-7070  
GM: Doug Wilson Coach: Todd McLellan

## TAMPA BAY LIGHTNING

St. Pete Times Forum  
401 Channelside Dr  
Tampa, FL 33602  
(813) 301-6500  
GM: Vacant Coach: Barry Melrose

## TORONTO MAPLE LEAFS

Air Canada Centre  
40 Bay St Suite 400  
Toronto, ON M5J 2X2  
(416) 815-5700  
GM: Cliff Fletcher Coach: Ron Wilson

## VANCOUVER CANUCKS

General Motors Place  
800 Griffiths Way  
Vancouver, BC V6B 6G1  
(604) 899-4600  
GM: Mike Gillis Coach: Alain Vigneault

## WASHINGTON CAPITALS

627 N. Glebe Rd., Suite 850  
Washington, DC 22203  
(202) 266-2200  
GM: George McPhee Coach: Glen Hanlon

## WESTERN CONFERENCE

## CENTRAL DIVISION

Team	GP	W	L	OT	PTS	GF	GA
p-Detroit	82	54	21	7	115	257	184
x-NASHVILLE	82	41	32	9	91	230	229
CHICAGO	82	40	34	8	88	239	235
COLUMBUS	82	34	36	12	80	193	218
ST. LOUIS	82	33	36	13	79	205	237

## NORTHWEST DIVISION

Team	GP	W	L	OT	PTS	GF	GA
y-MINNESOTA	82	44	28	10	98	223	218
x-COLORADO	82	44	31	7	95	231	219
x-CALGARY	82	42	30	10	94	229	227
EDMONTON	82	41	35	6	88	235	251
<b>VANCOUVER</b>	<b>82</b>	<b>39</b>	<b>33</b>	<b>10</b>	<b>88</b>	<b>213</b>	<b>215</b>

## PACIFIC DIVISION

Team	GP	W	L	OT	PTS	GF	GA
y-SAN JOSE	82	49	23	10	108	222	193
x-ANAHEIM	82	47	27	8	102	205	191
x-DALLAS	82	45	30	7	97	242	207
PHOENIX	82	38	37	7	83	214	231
LOS ANGELES	82	32	43	7	71	231	266

p – presidents trophy winner x – clinched playoff spot y – clinched division z – clinched conference

## NHL LEADERS

## INDIVIDUAL SCORING LEADERS

Player	Team	GP	G	A	PTS	+/-	PIM
Alexander Ovechkin	WSH	82	65	47	112	28	40
Evgeni Malkin	PIT	82	47	59	106	16	78
Jarome Iginla	CGY	82	50	48	98	27	83

## DEFENCEMEN SCORING LEADERS

Player	Team	GP	G	A	PTS	+/-	PIM
Nicklas Lidstrom	DET	76	10	60	70	40	40
Sergei Gonchar	PIT	78	12	53	65	13	66
Mark Streit	MTL	81	13	49	62	-6	28
Brian Campbell	SJ	83	8	54	62	8	20

## ROOKIE SCORING LEADERS

Player	Team	GP	G	A	PTS	+/-	PIM
Patrick Kane	CHI	82	21	51	72	-5	52
Nicklas Backstrom	WSH	82	14	55	69	13	24
Jonathan Toews	CHI	64	24	30	54	11	44
Peter Mueller	PHX	81	22	32	54	-13	32

## GOALTENDING

## Goals Against Average (Min-27 GP)

Chris Osgood	DET	2.09
Jean-Sebastien Giguere	ANA	2.12
Evgeni Nabokov	SJ	2.14
Dominik Hasek	DET	2.14

## Wins

Evgeni Nabokov	SJ	46
Martin Brodeur	NJ	44
Miikka Kiprusoff	CGY	39

## Shutouts

Henrik Lundqvist	NYR	10
Pascal Leclaire	CBJ	9
Evgeni Nabokov	SJ	6
<b>Roberto Luongo</b>	<b>VAN</b>	<b>6</b>
Dan Ellis	NSH	6

## EASTERN CONFERENCE

## ATLANTIC DIVISION

Team	GP	W	L	OT	PTS	GF	GA
y-PITTSBURGH	82	47	27	8	102	247	216
x-NEW JERSEY	82	46	29	7	99	206	197
x-NY RANGERS	82	42	27	13	97	213	199
x-PHILADELPHIA	82	42	29	11	95	248	233
NY ISLANDERS	82	35	38	9	79	194	243

## NORTHEAST DIVISION

Team	GP	W	L	OT	PTS	GF	GA
z-MONTREAL	82	47	25	10	104	262	222
x-OTTAWA	82	43	31	8	94	261	247
x-BOSTON	82	41	29	12	94	212	222
BUFFALO	82	39	31	12	90	255	242
TORONTO	82	36	35	11	83	231	260

## SOUTHEAST DIVISION

Team	GP	W	L	OT	PTS	GF	GA
y-WASHINGTON	82	43	31	8	94	242	231
CAROLINA	82	43	33	6	92	252	249
FLORIDA	82	38	35	9	85	216	226
ATLANTA	82	34	40	8	76	216	272
TAMPA BAY	82	31	42	9	71	223	267

## CATEGORY LEADERS

## Goal Scoring

Alexander Ovechkin	WSH	65
Ilya Kovalchuk	ATL	52
Jarome Iginla	CGY	50

## Assists

Joe Thornton	SJ	67
Pavel Datsyuk	DET	66
Marc Savard	BOS	63

## Power Play Goals

Alexander Ovechkin	WSH	22
Thomas Vanek	BUF	19
Olli Jokinen	FLA	18

## Short handed Goals

Patrick Sharp	CHI	7
Daniel Alfredsson	OTT	7
Mike Richards	PHI	5
Rene Bourque	CHI	5

## Game-Winning Goals

Alexander Ovechkin	WSH	11
Jeremy Roenick	SJ	10
Jarome Iginla	CGY	9
Thomas Vanek	BUF	9
Brad Boyes	STL	9

## Shots

Alexander Ovechkin	WSH	446
Henrik Zetterberg	DET	358
Olli Jokinen	FLA	341

## Shooting PCT (Min-82 SH)

Mike Ribeiro	DAL	25.2%
Brad Boyes	STL	20.8%
Marek Svatos	COL	18.6%

## Plus/Minus

Pavel Datsyuk	DET	41
Nicklas Lidstrom	DET	40
Dany Heatley	OTT	33
Nicklas Lidstrom	DET	40





## NHL AWARD WINNERS

### HART MEMORIAL TROPHY

---

Alexander Ovechkin – Washington Capitals

### VEZINA TROPHY

---

Martin Brodeur – New Jersey Devils

### JAMES NORRIS MEMORIAL TROPHY

---

Niklas Lidstrom – Detroit Red Wings

### MAURICE “ROCKET” RICHARD TROPHY

---

Alexander Ovechkin – Washington Capitals

### ART ROSS TROPHY

---

Alexander Ovechkin – Washington Capitals

### JACK ADAMS AWARD

---

Bruce Boudreau – Washington Capitals

### CALDER MEMORIAL TROPHY

---

Patrick Kane – Chicago Blackhawks

### CONN SMYTHE TROPHY

---

Henrik Zetterberg – Detroit Red Wings

### KING CLANCY MEMORIAL TROPHY

---

Vincent Lecavalier – Tampa Bay Lightning

### WILLIAM M. JENNINGS TROPHY

---

Chris Osgood & Dominic Hasek – Detroit Red Wings

### LADY BYNG MEMORIAL TROPHY

---

Pavel Datsyuk – Detroit Red Wings

### BILL MASTERTON MEMORIAL TROPHY

---

Jason Blake – Toronto Maple Leafs

### LESTER B. PEARSON AWARD

---

Alexander Ovechkin – Washington Capitals

### FRANK J. SELKE TROPHY

---

Pavel Datsyuk – Detroit Red Wings

## SEPTEMBER

- 12 Opening Day of Rookie camp
- 16 Opening Day of NHL training camp for NYR, OTT, PIT, TB
- 19 Opening Day of NHL training camp
- 20 Pre-season schedule begins
- 23 Kraft Hockeyville Game, Roberval, QC (Buffalo Sabres vs Montreal Canadiens)

## OCTOBER

- 1 Hockey Fights Cancer Awareness Month
- 4-5 NHL Premiere – Stockholm 2008 (Ottawa Senators vs Pittsburgh Penguins)
- 4-5 NHL Premiere – Prague 2008 (New York Rangers, vs Tampa Bay Lightning)
- 9 91st NHL Regular Season begins (North American games)
- 22 Lester Patrick Award luncheon (St. Paul, MN)

## NOVEMBER

- 8 Hockey Hall of Fame Game (Montreal Canadiens at Toronto Maple Leafs)
- 10 Hockey Hall of Fame Induction Ceremony (Toronto, ON)  
Inductees: Glenn Anderson, Igor Larionov (Player category), Ed Chynoweth (Builder category), Ray Scapinello (Referee/Linesman category)

## DECEMBER

- 1 Signing deadline for Group 2 free agents
- 19-27 Holiday Roster Freeze in effect. For all players on an NHL active roster, injured reserve, or players with non-roster and injured non-roster status as of midnight, local time, December 19, a roster freeze shall apply through midnight local time December 27, with respect to waivers, trades and loans, subject to the exceptions provided for in CBA Article 16.10.
- 24-25 No scheduled practices – dressing rooms closed
- 26 – Jan.5 IIHF World U20 Championship (Ottawa, ON)

## JANUARY

- 1 NHL Winter Classic 2009, Wrigley Field, Chicago (Detroit Red Wings at Chicago Blackhawks)
- 14 Home Hardware CHL/NHL Top Prospects Game (TBA)
- 18 NHL on NBC (game of the week coverage begins)
- 22-26 All-Star break (no games played)
- 24 NHL SuperSkills Competition (Bell Centre, Montreal, QC)
- 25 57th NHL All-Star Game (Bell Centre)

## FEBRUARY

- 13-15 Hockey Weekend Across America (USA Hockey)
- 21 CBC's Hockey Day in Canada (hosted from Campbellton, NB)

## MARCH

- 3 Trade deadline (3:00 p.m. ET)

## APRIL

- 9-11 NCAA Frozen Four (Verizon Center, Washington, DC)
- 9-19 IIHF U18 World Championship (Fargo, ND & Moorhead, MN)
- 12 Last day of 2008-09 regular season
- 15 Stanley Cup Playoffs begin
- 24 – May 10 IIHF World Championship (Berne & Zurich Kloten, Switzerland)

## MAY

- 25 – 30 NHL Combine (Toronto, ON)

## JUNE

- 15 Last possible day for 2009 Stanley Cup Final
- TBA Deadline for first club-elected salary arbitration (later of June 15 or 48 hours after the conclusion of the Stanley Cup Final, 5:00 p.m. ET)
- TBA NHL Awards show
- 25 NHL Entry Draft Media Day – Top Prospects Media Lunch & Clinic (Montreal, QC)
- 26 NHL Entry Draft (Bell Centre, Montreal, QC) – first round
- 27 NHL Entry Draft (Bell Centre) – rounds 2-7

## JULY

- 1 Free Agency period begins
- 5 Deadline for player-elected salary arbitration (5:00 p.m. ET)
- 6 Deadline for club-elected salary arbitration (5:00 p.m. ET)
- 10 Deadline for eligible players to elect Group 5 free agency (5:00 p.m. ET)
- 20 – Aug. 4 Salary arbitration hearings held

## AUGUST

- 6 Deadline for salary arbitration decisions to be rendered

## ASSIST

An assist is awarded to the player or players (maximum of two) who touched the puck prior to the goal, provided no defender plays or possesses the puck in between.

## GAME PLAYED

A player receives credit for playing in a game if: i) he steps on the ice during time played or; ii) serves any penalty.

## GAME-WINNING GOAL

After the final score has been determined, the goal which leaves the winning club one goal ahead of its opponent is the game-winning goal (example: if Team A beats Team B 8-3, the player scoring the fourth goal for Team A receives credit for the game-winning goal).

## GOAL

A goal is awarded to the last player on the scoring club to touch the puck prior to the puck entering the net.

## GOALS AGAINST AVERAGE

Multiply goals allowed (GA) by 60 and divide by minutes played (MINS).

## GOALTENDER

A goaltender receives a "W" for a win in regulation, overtime or shootout; an "L" for a loss in regulation; or an "OT" for a loss in overtime or shootout.

## PENALTY KILLING PERCENTAGE

Subtract the total number of power play goals allowed from total number of short-handed situations to get total number of power plays killed. Divide the total number of power plays killed by the total number of short-handed situations.

## PLUS/MINUS

A player receives a "plus" if he is on the ice when his club scores an even-strength or short-hand goal. He receives a "minus" if he is on the ice for an even-strength or short-hand goal scored by the opposing Club. The difference in these numbers is considered the player's plus/minus statistic.

## POWER PLAY GOAL

A goal scored by a club while it has a manpower advantage due to an opponent's penalty. Following are some examples of what is and is not considered a power play goal:

- if a club has an advantage on a minor penalty starting at 2:02 of the period and it scores at 4:02, the goal is not a power play goal.
- if a club scores on a delayed penalty, the goal is not a power play goal.
- if a club has an advantage due to a five-minute major or match penalty, that club is always credited with having one more advantage than the number of power play goals it scores during that advantage, because the penalty does not expire. A new advantage begins after each power play goal. For example, if Team A scores three goals during a major penalty, it is credited with four advantages.

- if a club is on a power play for any length of time, it is considered to have had an advantage.
- if a minor penalty is incurred by a club on a power play due to a major penalty, a new advantage is given to that Club when its minor penalty expires, provided the opponent's major penalty is still in effect.

## POWER PLAY PERCENTAGE

Total number of power play goals divided by total number of power play opportunities.

## SAVE PERCENTAGE

Subtract goals allowed (GA) from shots against (SA) to determine saves. Then divide saves by shots against.

## SHOOTING PERCENTAGE

Divide the number of goals scored by the number of shots taken.

## SHORT-HAND GOAL

A goal scored by a club while it is at a manpower disadvantage. The same cases apply for short-hand as for power play goals, but in the opposite manner.

## SHOT ON GOAL

If a player shoots the puck with the intention of scoring and if that shot would have gone in the net had the goaltender not stopped it, the shot is recorded as a "shot on goal".

## SHUTOUT

If two goaltenders combine for a shutout, neither receives credit for the shutout. Instead it is recorded as a club shutout.

## TENTHS OF A SECOND

If a penalty or goal occurs in the last minute, the time is rounded off to the previous second (ex: if a penalty is called with 12.4 seconds left in a period, the time is indicated as 19:47 and not 19:48.)

## WINNING PERCENTAGE

Multiply the total number of games played by two to find the total amount of possible points available then divide by total amount of points obtained.

## COACHES RECORD

A coach receives a "W" for a win in regulation, overtime or shootout; an "L" for a loss in regulation; or an "OT" for a loss in overtime or shootout.

\*\* NOTE: No individual skater/goaltender statistics apply for the shootout

WE ARE ALL CANUCKS



MEDIA SERVICES

**WE ARE ALL CANUCKS**



## VANCOUVER CANUCKS 'NEW MEDIA' GUIDELINES

With the growing number of media in the Vancouver Canucks rooms (main dressing at home and on the road, Norm Jewison Media Room, and work-out room at GM Place) and the media's expanding responsibilities to include video, audio and still photos on the Internet, we are outlining below our current guidelines. This will align us with other clubs – specifically Canadian franchises.

Our intention with the guidelines is to continue to provide media with the access required, while managing the growing influx of media and means of recording and reporting. These guidelines do not affect the NHL's media regulations.

The Vancouver Canucks reserve the right to enforce these guidelines, restrict and deny access, to ensure fair application that all interests are preserved.

## GENERAL POLICIES

•Cell phones, or PDA's with cell phone capabilities, cannot be used for any purpose\* in the Canucks dressing and workout rooms at any time (this is an NHL media regulation).

\*exception is for emails specific to BlackBerry-like units.

•Photographers must request access to the Canucks dressing and workout rooms for a specific assignment. That is, access will only be granted for direct and specifically requested player interviews or 'happening' such as a photo of a new goaltender mask, milestone goal, etc.

•Stock and general still and video images are not permitted in the dressing and workout rooms. Photographers cannot stand at the entrance and pan the room, or take stock and general images of players or the room.

•Reporters and photographers using a still-camera or mini-cam for video purposes must inform the player or coach and inform the Canucks media relations staff beforehand and must inform the player or coach prior to it being in use.

•Reporters using an audio recorder must inform the person being interviewed that recording will be posted on the web (time limitations are listed below).

•All video must adhere to the NHL's broadcast policies. Material may only be used for editorial purposes.

•The Canucks do not allow photographers in their dressing room, without permission.

## GUIDELINES FOR USE OF VANCOUVER CANUCKS VIDEO AND AUDIO RELATED CONTENT ON INTERNET PLATFORMS

•Canucks video and audio related content is defined as, but not limited to interviews, news conferences, practices and community related events. Games fall under the NHL's broadcast policies.

•Content does not extend to the use of editorial text on the internet or text alerts sent to PDA's or cell phones.

•We will not object to up to 60 seconds maximum per day of video and audio being used on the Internet by news organizations credentialed by the Canucks.

•We will not object to up to an additional 60 seconds of game highlights being used for up to 24 hours following the conclusion of a game.

•No video or audio may be streamed live.

•We will not object to material being archived for 24 hours maximum – no permanent archive of content is permitted.

•All material must link back to the team web site. Example: "For more information, go to [www.canucks.com](http://www.canucks.com)". As well, Canucks.com is permitted to link to such posted material.

•All video and audio content is restricted to use on media websites and may not be "pushed" to other platforms (including but not limited to cell phones).

•Video and audio content cannot be marketed or sold on a subscription basis.

•Video and audio content may be used only in editorial context (such as in links that illustrate stories or in multimedia news sections) and may not be featured in stand-alone multimedia entertainment sections of third-party websites.

•Video and audio content must adhere to the NHL's broadcast policies.

•There is to be no sponsorship or advertising associated with or connected to the content. Footage may appear with banners and contextual ads, but the ads may not be specifically related to Canucks content.

•There is no limitation on "talking head" video or audio of reporters at Canucks facilities that does not include team/interview/press conference content.

**CANUCKS MEDIA HOTLINE: (604) 899-4995**

The Vancouver Canucks Media Hotline is a recorded message featuring practice times, travel information, player transactions and other important media information. The hotline is updated by 11:30pm (post-game) on game days and by 5:00pm on non-game days.

**ACCREDITATION**

**Season passes:** Issued to print, radio, and television media members who cover the Vancouver Canucks on a regular basis as part of their work requirements.

**Single Game Passes:** Media members from accredited newspapers, magazines, wire services and electronic media outlets requesting a single-game media pass must make a written request on the stationary letterhead of the applying outlet at least 48 hours prior to the game. Requests should be faxed to Jen Herrington at (604) 899-4640 or e-mailed to jen.herrington@canucks.com.

**Important Note:** The media is reminded that press box seating is reserved for working members of media covering a particular game or series of games. Media passes must be displayed at all times. In all cases, passes are non-transferable and any unauthorized use will subject the bearer to ejection from General Motors Place and forfeiture of the credential. Please see back of game pass for team and League policies.

**MEDIA PARKING**

General Motors Place is unable to provide complimentary parking to members of the media. Media personnel are encouraged to use parking lots around General Motors Place during games.

**MEDIA ENTRANCE – GATE 9**

All media must access General Motors Place through Gate 9 on the South side of the building (Griffiths Way). Please check in at the media credential station located inside Gate 9 by the elevators. Media can access the Press Box and Gondola on Level 500 from the Gate 9 elevators.

**INTERVIEWS**

In accordance with NHL policy, game-day interviews are permitted within 5 minutes following the morning skate and within 5 minutes following the conclusion of a game. Canucks head coach Alain Vigneault will conduct game-day interviews in the media workroom located across the hall from the dressing rooms.

**TELEVISION/RADIO**

Television and radio broadcast booths are located in the media gondola on level 500 and are most easily accessed by taking the Gate 9 elevators. The media relations department is pleased to arrange pre-tapes and quick hit interviews according to NHL guidelines. Pre-tape and quick hit requests should be made with the Canucks Media Relations Department no later than the morning skate.

**PHOTOGRAPHERS**

Photographers on assignment from accredited newspapers, magazines, and wire services may apply for single game photo

passes by faxing a request to Jen Herrington at (604) 899-4640 at least 48 hours prior to the game they are assigned to shoot. Beat photographers will receive season passes and will shoot from their assigned seats. Assignment photographers will be designated a seat through Canucks Director of Photography, Jeff Vinnick.

**Strobe Rentals:** Those photographers wishing to set up strobe lighting must first contact the Canucks Image Resource Coordinator for the necessary authorization, at 604-899-7448. Strobes are often booked quickly and photographers are encouraged to make requests as early as possible.

**THE PRESS BOX**

The following services are provided to all accredited media members:

1. Game notes and lineup cards are available by 10:00 am on game days.
2. Between-period game summaries and post-game final statistics will be distributed to the media.
3. Injury updates, out-of-town scores and officiating decisions will be provided upon availability.
4. Closed circuit television monitors with instant replay are situated throughout the press box.
5. A media workroom is situated at dressing room level.

**DRESSING ROOMS**

The dressing rooms for both the home and visiting team are located on Level 000 of General Motors Place. Unless otherwise indicated, dressing rooms are open to the media within 5 minutes following the conclusion of the game. All media members must have their passes displayed in order to gain access to the dressing room. The dressing rooms are accessible post game from the Press Box via the South Elevators at Gate 9.

**INTERNET SERVICE**

The Vancouver Canucks will provide complimentary wireless internet to media in the press box. Norm Jewison media room and photography suite for the 2008-09 season. Hardwire jacks will also be available in the press box and Norm Jewison media room. For access codes, please contact a member of the Vancouver Canucks media relations staff.

**FOOD & DRINK SERVICE**

Dinner for the media is available for purchase on game nights. Complimentary soft drinks, coffee, water and popcorn are available to everyone in the press box. Media are also invited to purchase food from the various concessions located on the public concourses at General Motors Place. Alcoholic beverages are prohibited in the press box.

**FAX/PHOTOCOPY SERVICE**

Complimentary fax and photocopy service is available upon request. For assistance, please contact a media relations representative.

**VANCOUVER CANUCKS GAME NIGHT MEDIA SERVICES STAFF**

Godfrey Rockwood	Bill Hinksman
Ryan Macey	Narinder Badesha
Mike McAleer	Sunny Sung
Joel Rockwood	

**PLEASE BE ADVISED THAT MEDIA PASSES MUST BE DISPLAYED AT ALL TIMES**





**TC CARLING**  
Director, Media Relations  
and Team Operations

## **TC CARLING**

TC Carling enters his 10th season with the Vancouver Canucks and has served as Director, Media Relations & Team Operations since September 2005. TC previously held the position of Manager, Media Relations for four years and spent six months in 2005 with EA Sports as a Product Publicist.

TC provides direction to the Media Relations Department and is the main liaison between the team and the media. He also provides input into company communication strategies, broadcasts and team services while supporting team Community Relations and Marketing initiatives. TC serves as Senior Editor for the Canucks Game Night Magazine.

TC began working for Canucks Sports & Entertainment as a Customer Sales Associate in August of 1999. Prior to joining the Sales Team, he was a Student Associate with the Vancouver Grizzlies of the NBA.

A native of Victoria, BC, Carling graduated from the B.C.I.T. Radio Broadcasting Program in Burnaby, BC. TC, his wife Tamsin and their dog Jordan live in Vancouver.



**BEN BROWN**  
Manager, Media Relations  
and Team Operations

## **BEN BROWN**

Ben Brown enters his seventh season with the Vancouver Canucks and fourth season as Manager, Media Relations & Team Operations. Ben began working for Canucks Sports & Entertainment in 2001 and served as Media Relations Associate through 2004 with the club. Following the 2003-04 NHL season, Ben became Media Relations Manager of the Vancouver Whitecaps. Before rejoining the Canucks in 2005, Ben was Press Officer of publishing house and events organizer, Quest Media in London, England.

Ben assists in managing interview requests for Canucks management, coaches and players in addition to team travel responsibilities, facilitating team services and media relations needs on the road. Ben also produces the team media guide and game notes.

A native of Saskatoon, SK, Ben graduated from Simon Fraser University with a B.A. in Communication and a History minor.



**STEPHANIE MANIAGO**  
Coordinator, Media Relations  
and Publications

## **STEPHANIE MANIAGO**

Stephanie Maniago is entering her fourth season with the Vancouver Canucks and second in the role of Coordinator, Media Relations and Publications. Stephanie serves as the primary writer and Associate Editor for the Game Night Magazine. In her position, she is responsible for game notes, media guides and assisting in corporate communications for the organization. Stephanie also helps to coordinate media requests.

Maniago joined the Canucks from the BC Lions of the CFL, where she served as a student associate in the Communications department for eight months.

A native of Burnaby, BC, Stephanie recently obtained a B.A. with a major in Communication and minor in History from Simon Fraser University.



**JEN HERRINGTON**  
Assistant, Media Relations

## **JEN HERRINGTON**

Jen Herrington begins her first season as Assistant, Media Relations after having worked as Media Relations Student Associate during the 2007-08 season. Jen is responsible for press box management and credential requests. Jen also assists with the production of team publications and writing for the Canucks game night magazine and Canucks.com.

Jen is a native of Duncan, BC and is currently completing a B.A. in Communication with BYU-Idaho.

### JOHN SHORTHOUSE

Entering his 11th year as play-by-play broadcaster of the Vancouver Canucks, John Shorthouse is the new voice of Rogers Sportsnet Pacific this season and will continue to be the radio voice of the Canucks on Team 1040 for all remaining games in the schedule.

The Vancouver native is the third radio announcer in Canucks history – his appointment fulfilled a life-long dream. A graduate of the British Columbia Institute of Technology, John spent eight years at Global Sports Page – his time there was highlighted by the Canucks '94 Stanley Cup run. John then spent one year calling games for CTV Sportsnet/VTV and CKNW before taking on radio play-by-play duties full time. John, his wife Christina, their son Will, daughter Maggie and dog Moses reside in Vancouver.



**JOHN SHORTHOUSE**

Play-by-Play, Team 1040/Rogers Sportsnet Pacific

### TOM LARSCHIED

From his first game as Canucks colour analyst in 1977, Tom Larscheid has provided his insightful comments and infectious enthusiasm to Canucks radio broadcasts. Tom has worked with every play-by-play announcer in Canucks history, beginning with Hall-of-Famer Jim Robson, followed by Jim Hughson and currently with John Shorthouse. This season Tom will also be partnered with two new play-by-play broadcasters, Rick Ball and Joey Kenward.

Larscheid has been a colour analyst for Canucks games both on radio and television. Tom is a former running back with the BC Lions of the Canadian Football League. He originally carried his football experience into the radio broadcast booth where he worked for 24 years as colour analyst for the Lions and is now a member of the CFL Football Reporters and Broadcasters Hall of Fame.

Tom has a son Bob (grandson Chase) and a daughter Candice. Tom and his wife, Lesley, reside in Richmond, BC.



**TOM LARSCHIED**

Colour Commentary, Team 1040

### RICK BALL

Rick Ball returns to the Canucks broadcast team this season as radio play-by-play announcer on Team 1040. Rick will share play-by-play duties with John Shorthouse and Joey Kenward while continuing his duties as play-by-play announcer for the BC Lions of the Canadian Football League. In 2003, Rick moved from CFAX Victoria to Team 1040, where he hosts his own afternoon talk-show. A native of British Columbia, Rick began his broadcasting career in hockey after graduating from BCIT's Broadcast Journalism program, where from 1995 to 2000 he lent his voice to the Kelowna Rockets' (WHL) games. Rick first did TV play-by-play for the Vancouver Canucks on VTV in 2001.

Rick and his wife, Carole, are proud parents of a daughter, Gracie.



**RICK BALL**

Play-by-Play, Team 1040

**JOEY KENWARD**

Play-by-Play, Team 1040

**JOEY KENWARD**

Joey Kenward enters his first season in the Canucks broadcast booth as radio play-by-play announcer. Joey will share play-by-play duties with John Shorthouse and Rick Ball. Over the past five seasons Joey served as the play-by-play broadcaster and media relations director for the Vancouver Giants of the Western Hockey League, WHL Champions in 2006 and Memorial Cup winners in 2007.

**JOHN GARRETT**

Colour Commentary, Rogers Sportsnet Pacific

**JOHN GARRETT**

John Garrett brings over 20 years of broadcasting experience and 15 years as a professional goaltender to Canucks telecasts again this season. During the last NHL season, Garrett kept busy by juggling his time between his role on Canucks broadcasts and his regular spots as an in-studio analyst on the "NHL Gamenight" panel and his "Outside the Crease" features. Garrett was originally drafted 38th overall by St. Louis in the 1971 NHL Entry Draft, but his professional career gained momentum when he was selected by Minnesota in the 1973 WHA professional player draft. He went on to play seven seasons with Minnesota, Toronto, Birmingham and New England with his play being rewarded with three All-Star Game selections. John's NHL career began in Hartford in 1979 and he proceeded to play for seven seasons and 207 games for the Hartford Whalers, Quebec Nordiques, and Vancouver Canucks. He also represented the Canucks in the 1983 All-Star Game. Garrett broke into the broadcasting world with Hockey Night in Canada in 1986, following his last NHL season as a player; he served as a member of the Hockey Night in Canada team until 1998. John, a graduate of Queen's University, is married with two daughters and makes his home in Vancouver.

**DAN MURPHY**

Host, Rogers Sportsnet Pacific

**DAN MURPHY**

Dan Murphy enters his seventh season as host for Rogers Sportsnet Pacific's Vancouver Canucks broadcasts. After graduating from the University of Ottawa with a degree in Communications in 1992, Murphy attended BCIT's Broadcast Journalism program where he graduated in 1995. He quickly got his start in television joining Global's Sports Page in Vancouver where he worked as a writer/reporter/producer from 1995 to 1999. Murphy was then hired as a reporter by Sportsnet in November 1999 and hosted Vancouver Grizzlies NBA broadcasts on Sportsnet and VTV during the 2000-01 season.

CANUCKS

STAFF



VANCOUVER

WE ARE ALL CANUCKS

## BROADCAST



**PAUL BRETTLE**

Director, Facilities & In-House Productions



**MIKE HALL**

Director, Production Services



**GREG STORY**

Senior Broadcast Technician



**JASON STEENSMAN**

Senior Multimedia Producer



**SHANNON BAKER**

Broadcast Business Manager



**RORY MCGARRY**

Production Assistant & Editor



**GAYLA ANDERSON**

Multimedia Producer

## BUSINESS DEVELOPMENT



**DAVID ALTMAN**

Director, Business Development



**SHARON BUTLER**

Director, Business Development



**JAMES DOUGLAS**

Director, Business Development



**SEAN MONAHAN**

Director, Business Development



**DARREN MOSCOVITCH**

Director, Sponsorship Activation



**SIMON LOUCA**

Interactive Account Manager



**LUCAS SPATA**

Manager, Sponsorship Activation



**SARAH SIMPSON**

Account Executive, Sponsorship Activation



## BUSINESS DEVELOPMENT CONTINUED



**COLIN WHITESIDE**

Account Executive, Sponsorship Activation



**ANTONIA NASSOPOULOS**

Administrative Assistant

## CANUCKS TEAM STORE




**JANIEL MACKAY**

Director, Retail & Consumer Product Marketing



**JILL WHITE**

Retail Buyer & Merchandiser



**JEFF WINSLADE**

Retail Operations Manager



**AMBER LA FAVE**

Retail Operations Coordinator



**KELLY GIBSON**

Retail Operations Supervisor



**SARAH BURGESS**

Retail Store Manager



**LONNIE ROY**

Assistant Store Manager

## CLIENT SERVICE & TICKET OPERATIONS



**MARY NAGY**

Director, Client Service & Ticket Operations



**AYSHA MARTIN**

Manager, Client Service & Ticket Operations



**CLAYTON LETAIN**

Manager, Client Service



**DAVID PAN**

Manager, Client Service



## CLIENT SERVICE & TICKET OPERATIONS CONTINUED



**MARTHA VASSOS**  
Manager, Client Service



**CHRIS WALLACE**  
Manager, Client Service



**ALBERT YAN**  
Ticket Operations Specialist



**SONJA KRISTIANSEN**  
Account Executive, Client Service & Ticket Operations



**AAQIL KASSAMALI**  
Client Service Representative



**NORAH JACOBSEN**  
Client Service & Ticket Operations



**DEBORAH BOREN**  
Director, Premium Client Service



**LISA MCNABB**  
Manager, Premium Client Sales & Service



**THERESA JANTZEN**  
Manager, Premium Client Service



**SAMANTHA DOCKING**  
Account Executive, Premium Client Service



**RYLAN JAY**  
Account Executive, Premium Client Service



**CAROLYN TAYLOR**  
Account Executive, Premium Client Service

## CREATIVE SERVICES



**RYAN CASTLE**  
Manager, Creative Services



**ANDI MORTENSON**  
Senior Graphic Designer



**EVAN BISWANGER**  
Graphic Designer



**LEAH VANDERHORST**  
Graphic Designer



## CREATIVE SERVICES CONTINUED

**CHELSEY PERRELLA**

Copy Editor &amp; Image Resource Coordinator

**ANNIE CHAN**

Production Coordinator

## ENGINEERING

**AL HUTCHINGS**

Director, Engineering

**MARK WOHL**

Manager, Plant Operations

**RICHARD CASCHETTO**

Supervisor, Facility Maintenance

**RENEE RICHARDSON**

Coordinator, Facility Operations

**CASEY DALGLEISH**

Coordinator, Engineering Services

**JOSHUA STEVENS**

Assistant Coordinator, Engineering Services

**SHAWN CAMPBELL**

Supervisor, Conversions

**KEVIN GALLIVAN**

Electrician

**MATTHEW HRYHUR**

Electrician

**JOE LUND**

Electrician

**BARRY DENNISON**

General Maintenance Worker

**MICHAEL BLADY**

Building Operator

## ENGINEERING CONTINUED



## EVENT SERVICES



## EVENT SERVICES CONTINUED



**STU CUMMINGS**  
Material Handling Coordinator



**CHRIS PEARSON**  
Coordinator, Safety & Security



**ALMIRA CHOW**  
Guest Services & Tour Coordinator



**CHANTEL JONES**  
Staff Services Coordinator



**SABRINA SANDBECK**  
Staff Services Coordinator



**JENNIFER WRIDE**  
Administrative Assistant

## FINANCE AND TRAVEL



**AARON WILSON**  
Director, Finance



**PATRICIA BIGONZI**  
Controller, Hockey Ops



**HEIDI HARMS**  
Corporate Accounting Manager



**PEDZI NLEYA**  
Senior Accountant



**LAURI SHORTYK**  
Arena Accounting Manager



**SARA KLASSEN**  
Accountant, Hockey & Canucks for Kids Fund



**KRISTINE DEL ROSARIO**  
Accountant, Central Services



**WENDY JOVANOV**  
Accountant

## FINANCE AND TRAVEL CONTINUED



**JACKIE HAGERTY**  
Payroll Coordinator



**SUNNY MANGAT**  
Payroll Administrator



**DIANE SUTHERLAND**  
Accounts Receivable Administrator



**KERRY KAVANAUGH**  
Accounts Payable Administrator



**SATOE KUBODERA**  
Accounts Payable Administrator



**DENISE OUANG**  
Administrative Services Manager



**FERDIE DE GUZMAN**  
Central Services Coordinator



**CATHIE MORONEY**  
Travel Manager

## GAME ENTERTAINMENT AND EVENTS



**CAM GOUDREAU**  
Coordinator, Game Entertainment & Events



**ART GREEN**  
Coordinator, Animation & Display Services



**PERRY BAHNIWAL**  
Paralegal Assistant

## HOCKEY OPERATIONS



**ERIN LEWYK**  
Executive Assistant



**MICHELLE DI TOMASO**  
Executive Assistant



**LORI MEEHAN**  
Executive Assistant



**TC CARLING**  
Director, Media Relations & Team Operations

## HOCKEY OPERATIONS CONTINUED



## INFORMATION TECHNOLOGY



## MARKETING



**PAUL DAL MONTE**  
Director, Brand Management



**SUSIE TURNER**  
Marketing Coordinator



**TINA ROGERS**  
Marketing Assistant

## PEOPLE DEVELOPMENT



**DANA CLARK**  
Manager, People Development



**STEPHANIE CORNELL**  
People Development Coordinator



**ANDREA BORN**  
People Development Assistant



**LYNN BRADLEY**  
Receptionist



**TENISHA SOON PSAJD**  
Relief Receptionist

## WEB DEVELOPMENT



**KEVIN KINGHORN**  
Director, Website & New Media



**ADRIAN JONES**  
Website Developer



**KAREN SUM**  
Website Assistant



**WE ARE ALL CANUCKS**











# Glad to give a boost to Canada's athletes.



**We give where we live.** As a premier partner of Hockey Canada, TELUS helps fund the training and growth of players at all levels. So whether it's providing equipment, funding camps and tournaments, or covering team expenses, we're proud to support our athletes all the way from novice to the national team.

To learn more, visit [telus.com/wegive](http://telus.com/wegive).





**WE ARE ALL CANADIANS  
WE ARE ALL CANUCKS!**



**MOLSON CANADIAN IS A TRUE FAN AND PROUD SPONSOR  
OF THE VANCOUVER CANUCKS.**



**MOLSONCANADIAN.CA**

\*Must be legal drinking age. Not valid for minors. No product liability insurance. The Vancouver Canucks name and logo are registered trademarks of the Vancouver Canucks and the National Hockey League.