



# VANCOUVER CANUCKS 2010 PLAYOFF GUIDE





**WE ARE ALL CANUCKS**

## VANCOUVER CANUCKS

Vancouver Canucks  
General Motors Place  
800 Griffiths Way  
Vancouver, British Columbia  
Canada V6B 6G1

Tel: 604.899.4600

Fax: 604.899.4640

Website: [www.canucks.com](http://www.canucks.com)

Media Relations Secured Site: [Canucks.com/mediarelations](http://Canucks.com/mediarelations)

Rink Dimensions ..... 200 Feet by 85 Feet

Club Colours ..... Blue, White & Green

Seating Capacity ..... 18,810

Minor League Affiliation ..... Manitoba Moose (AHL), Victoria Salmon Kings (ECHL)

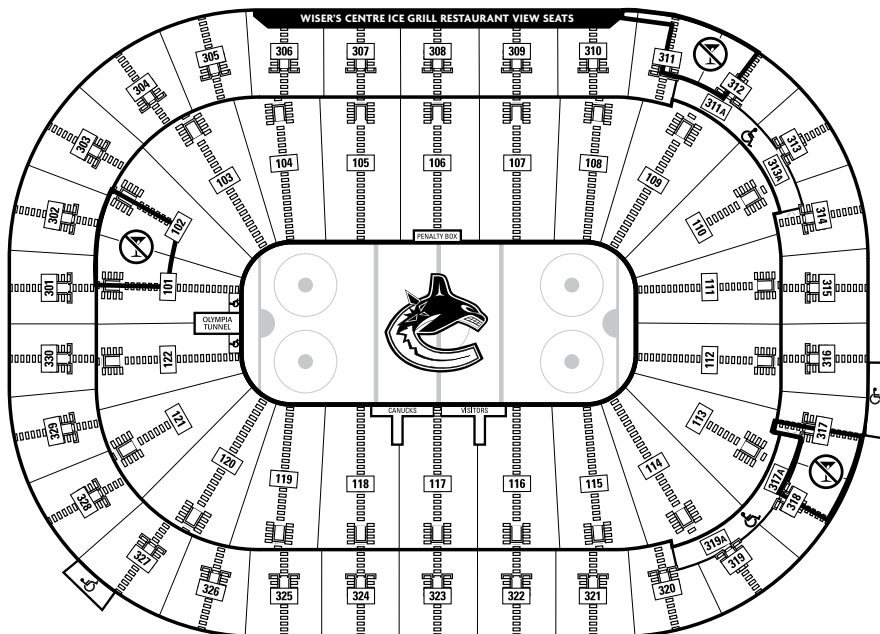
Radio Affiliation ..... Team 1040

Media Relations Hotline ..... 604.899.4995

Media Relations Fax ..... 604.899.4640

Ticket Info & Customer Service ..... 604.899.4625

Automated Information Line ..... 604.899.4600



## MEDIA GUIDE CREDITS

### EDITORS

Stephanie Maniago, Ben Brown, Jen Rollins, Alfred De Vera, TC Carling

### EDITORIAL ASSISTANTS

Mike Brown, Special thanks to Elias Sports Bureau, Leah Peden

### MEDIA GUIDE DESIGN & PRODUCTION

Leah Vanderhorst

## TABLE OF CONTENTS

Company Directory .....	3
Playoff Schedule .....	4
Media Information .....	5

## CANUCKS EXECUTIVE

Mike Gillis, Victor de Bonis .....	6
Lorne Henning, Laurence Gilman, Stan Smyl .....	7
Dave Gagner, Ron Delorme, Thomas Gradin .....	8

## COACHING STAFF

Alain Vigneault, Rick Bowness .....	9
Ryan Walter, Darryl Williams, Ian Clark, Roger Takahashi .....	10

CANUCKS PLAYOFF ROSTER .....	11
------------------------------	----

## CANUCKS SEASON IN REVIEW

2009.10 Final Team Scoring .....	12
2009.10 Injury/Transactions .....	12
2009.10 Game Notes .....	13
2009.10 Schedule & Results .....	16
2009.10 Cumulative Game Stats .....	18
2009.10 Final Team Notes .....	20
2009.10 Highs & Lows .....	21

## THE PLAYERS

Andrew Alberts .....	22
Nolan Baumgartner .....	24
Steve Bernier .....	26
Kevin Bieksa .....	28
Alex Burrows .....	30
Pavol Demitra .....	32
Alexander Edler .....	34
Christian Ehrhoff .....	36
Tanner Glass .....	38
Michael Grabner .....	40
Jannik Hansen .....	42
Darcy Hordichuk .....	44
Ryan Johnson .....	46
Ryan Kesler .....	48
Roberto Luongo .....	50
Willie Mitchell .....	52
Shane O'Brien .....	54
Andrew Raycroft .....	56
Mason Raymond .....	58
Aaron Rome .....	60
Rick Rypien .....	62
Sami Salo .....	64
Mikael Samuelsson .....	66
Daniel Sedin .....	68
Henrik Sedin .....	70
Kyle Wellwood .....	72
Players in the System .....	74
2009.10 Canucks Prospects Scoring .....	78

## OPPONENTS

Chicago .....	79
Colorado .....	80
Detroit .....	81
Los Angeles .....	82
Nashville .....	83
Phoenix .....	84
San Jose .....	85

ALL-TIME PLAYOFF INFO .....	86
-----------------------------	----



# DOWNLOAD NOW

## THE FREE CANUCKS APP

NEWS, PHOTOS,  
VIDEO, GAME UPDATES,  
SCHEDULE AND MORE!

**CANUCKS  
MOBILE**

presented by  TELUS®

[canucks.com/mobile](http://canucks.com/mobile)  
WE ARE ALL CANUCKS



## EXECUTIVE DIRECTORY

Chairman & Governor, NHL	Francesco Aquilini
Alternate Governor, NHL	Paolo Aquilini
Alternate Governor, NHL	Roberto Aquilini
President & General Manager,	
Alternate Governor, NHL	Mike Gillis
Chief Operating Officer	Victor de Bonis
Executive Office Manager	Cheryl Loveseth
Executive Vice President, Business	
& General Counsel	Jon Festinger
Executive Vice President, Sales & Service	Trent Carroll
Vice President, Business Development	Gord Forbes
Vice President, Player Personnel	
& Assistant General Manager	Lorne Henning
Vice President, Hockey Operations	
& Assistant General Manager	Laurence Gilman
Vice President & General Manager,	
Arena Operations	Harvey Jones
Vice President, Finance &	
Chief Financial Officer	Todd Kobus

## HOCKEY OPERATIONS

President & General Manager,	
Alternate Governor, NHL	Mike Gillis
Executive Assistant	Michelle Di Tomaso
Executive Assistant & Team Services Administrator	Joan Stobbs
Vice President, Player Personnel	
& Assistant General Manager	Lorne Henning
Vice President, Hockey Operations	
& Assistant General Manager	Laurence Gilman
Senior Advisor to the General Manager	Stan Smyl
Head Coach	Alain Vigneault
Associate Coach	Rick Bowness
Assistant Coach	Ryan Walter
Assistant Coach, Video	Darryl Williams
Strength & Conditioning Coach	Roger Takahashi
Strength & Conditioning Coach – Prospects	Bryan Marshall
Goaltending Consultant	Ian Clark
Skill Coach	Glenn Carnegie
Director, Player Development	Dave Gagner
Head Coach, Manitoba Moose	Scott Arniel
Assistant Coach, Manitoba Moose	Keith McCambridge
Director, Media Relations & Team Operations	TC Carling
Manager, Media Relations & Team Operations	Ben Brown
Coordinator, Media Relations & Publications	Stephanie Maniogo
Assistant, Media Relations	Jen Rollins
Director, Community Partnerships &	
Executive Director, Canucks for Kids Fund	Debbie Butt
Director of Charitable, Corporate &	
On-Ice Events	Karen Christiansen
Coordinator, Community Partnerships	Tara Clarke
Coordinator, Community Partnerships	
& Education	Jessica Hoffman
Manager, Hockey Development	
& Alumni Liaison	Rod Brathwaite
Coordinator, Community Partnerships	
& Mascot Liaison	Paul Buckley

## SCOUTING STAFF

Chief Amateur Scout	Ron Delorme
Associate Chief Amateur Scout	Thomas Gradin
Director of Professional Scouting	Eric Crawford
Professional Scouts	Lucien DeBlois
	Lars Lindgren
	Scott Mellanby
	Brad Berry
Amateur Scouts	Brian Chapman
	Sergei Chibisov
	Inge Hammarstrom
	Ted Hampson
	Dan Palango
	Harold Snepsts
	Darrell Young
	Mike Gerrits
	Jonathan Bates
	Judd Brackett
	Glen Hanlon
	Frank Kollar
	Tim Lenardon
	Richard Rose
	Ken Cook
Director of Hockey Administration	Jonathan Wall
Hockey Operations Assistant	Mike Brown

## MEDICAL & TRAINING STAFF

Head Athletic Trainer	Mike Burnstein
Assistant Athletic Trainers	Jon Sanderson
	Dave Zarn
Equipment Manager	Pat O'Neill
Assistant Equipment Manager	Jamie Hendricks
Equipment Assistant	Brian Hamilton
Game Dressing Room Attendants	John Kujich (Visitors)
	Ron Shute (Home)
	Brian Brumwell (Home)
Team Physicians	Dr. Bill Regan
	Dr. Mike Wilkinson
Team Dentist	Dr. Jeffrey Norden
Team Chiropractor	Dr. Sid Sheard
Team Optometrist	Dr. Alan R. Boyco

## BROADCAST

Director, Facilities & In-House Productions	Paul Brettell
Executive Producer, Broadcast Media	Mike Hall
Senior Broadcast Technician	Greg Story
Senior Multimedia Producer	Jason Steensma
Multimedia Producer	Gayla Anderson
Broadcast Business Manager	Shannon Baker
Production Assistant & Editor	Rory McGarry

## GAME ENTERTAINMENT & EVENTS

Coordinator, Animation & Display Services	Art Green
Manager, Game Entertainment & Events	Cam Goudreau
Coordinator, Game Entertainment & Events	Rebecca Grant

## EVENT SERVICES

Director, Event Services	Indira Fisher
Manager, Event Staff & Security	Jim Day
Senior Manager, Events	Rita Rogers
Event Managers	Diana Campbell
	Leah Foreman
	Janice McLellan
Manager, Housekeeping	Elroy Fernandes
Supervisor, Housekeeping	Agim Hasani
Material Handling Coordinator	Stu Cummings
Coordinator, Safety & Security	Brent Rossington
Guest Services & Tour Coordinator	Almira Chow
Staff Services Coordinators (Scheduling)	Chantel Jones
	Sabrina Sandbeck
Administrative Assistant	Jennifer Wide

## BUSINESS DEVELOPMENT

Director, Business Development – Sales Manager	David Altman
Directors, Business Development	James Douglas
	Sean Monahan
Director, Sponsorship Activation	Darren Moscovitch
Interactive Account Manager	Simon Louca
Manager, Sponsorship Activation	Lucas Spata
Account Executives, Sponsorship Activation	Sarah Simpson
	Colin Whiteside
Administrative Assistant	Antonia Nassopoulos

## CLIENT SERVICE & TICKET OPERATIONS

Director, Client Service & Ticket Operations	Mary Nagy
Manager, Client Service & Ticket Operations	Aysa Martin
Coordinator, Client Service & Ticket Operations	Sonja Kristiansen
Managers, Client Service	Clayton Letain
	Martha Vassos
Account Executives	Kyle Beattie
	Katrina Elliott
	Aaqil Kassamali
Client Service Representative	Matthew Hopkins
Ticket Operations Specialist	Albert Yan
Ticket Operations Administrator	Chris Wallace
Director, Premium Client Service	Deborah Boren
Managers, Premium Client Sales & Service	Lisa McNabb
	John MacIntyre
Account Executives, Premium Client Service	Samantha Docking
	Rylan Jay
	James Moore
	Adam Smith

## ENGINEERING

Director, Engineering	Al Hutchings
Manager, Plant Operations	Mark Wohl
Supervisor, Facility Maintenance	Richard Caschetto
Coordinator, Facility Operations	Renee Richardson
Coordinator, Engineering Services	Casey Dalgleish
Assistant Coordinator, Engineering Services	Josh Stevens
Supervisor, Conversions	Shawn Campbell

Electricians	Kevin Gallivan
	Matthew Hryhor
	Joe Lund
General Maintenance Workers	Barry Dennison
	Bruce Foulds
Building Operators	Michael Blady
	Steve Caron
	David Corlett
	Keith Fong
	Steven Good
Conversions Crew Leaders	Richard Bonnett
	Albert Desiena
	Richard Driver
	Ed Yee

## FINANCE & ADMINISTRATION

Director, Finance	Aaron Wilson
Controller, Hockey Operations	Patricia Bigonzi
Corporate Accounting Manager	Heidi Harms
Assistant Controller – Arena	Lauri Shortyk
Accountant, Hockey & Canucks for Kids Fund	Sara Klassen
Accountant, Central Services	Kristine Del Rosario
Accountant	Wendy Jovanov
Payroll Coordinator	Jackie Hagerty
Payroll Administrator	Sunny Mangat
Accounts Receivable Administrator	Diane Sutherland
Accounts Payable Administrators	Kerry Kavanaugh
	Satoo Kubodera
Administrative Services Manager	Denise Quang
Central Services Coordinator	Ferdie De Guzman

## INFORMATION TECHNOLOGY

Manager, Information Technology	William Cheng
Business & Systems Analyst	Liane Arabsky
Technical Analyst	Meghan Hewitt Hartley
Systems/Network Analyst	Oliver Prince
Help Desk Coordinator	Danen Sangha

## LEGAL

Paralegal	Perry Bahniwal
-----------	----------------

## MARKETING & CREATIVE SERVICES

Director, Brand Management	Paul Dal Monte
Marketing Managers	Bianca Bujan
	Susie Turner
Marketing Coordinator	Tina Rogers
Marketing Assistant	Kelly Ko
Creative Director	Mark Raham
Manager, Creative Services	Ryan Castle
Graphic Designers	Evan Biswanger
	Leah Vanderhorst
Copy Editor & Image Resource Coordinator	Chelsey Perrella
Production Coordinator	Annie Chan

## HUMAN RESOURCES

Director, Human Resources	Dana Clark
Employee & Labour Relations Advisor	Karolina May
Executive Assistant	Erin Lewyk
Human Resources Coordinators	Stephanie Cornell
	Tenisha Soon Psajd
Receptionist	Lynn Bradley
Part Time Receptionist	Keeli Henderson

## CANUCKS TEAM STORE

Director, Retail & Consumer Product Marketing	Janeil Mackay
Retail Buyer & Merchandiser	Jill White
Retail Operations Coordinator	Amber La Fave
Retail Supervisor	Kelly Gibson
Retail Store Manager	Sarah Burgess
Shipper/Receiver	Jason Callaghan

## TRAVEL

Travel Manager	Cathie Moroney
----------------	----------------

## WEB DEVELOPMENT

Director, Website & New Media	Kevin Kinghorn
Website Coordinator	Karen Sum
Website Developer	Adrian Jones
Canucks TV Reporter	Kristin Reid
Writer	Derek Jory

## 2009.10 NHL STANLEY CUP PLAYOFF SCHEDULE

### FIRST ROUND

#### WESTERN CONFERENCE QUARTERFINALS

DATE	TIME (PT)	#3 VANCOUVER VS #6 LOS ANGELES	NETWORK
Thursday, April 15	7:00 pm	Los Angeles at Vancouver	CBC, VERSUS
Saturday, April 17	7:00 pm	Los Angeles at Vancouver	CBC, VERSUS
Monday, April 19	7:00 pm	Vancouver at Los Angeles	CBC, VERSUS
Wednesday, April 21	7:00 pm	Vancouver at Los Angeles	CBC, VERSUS
*Friday, April 23	7:00 pm	Los Angeles at Vancouver	CBC
*Sunday, April 25	TBD	Vancouver at Los Angeles	CBC, VERSUS
*Tuesday, April 27	TBD	Los Angeles at Vancouver	CBC

\*Additional game dates if required





## 2009.10 STANLEY CUP PLAYOFF MEDIA INFORMATION

### MEDIA RELATIONS STAFF

#### TC Carling

Director, Media Relations & Team Operations  
604.899.4623 | tc.carling@canucks.com  
(Interview, Broadcast Requests)

#### Ben Brown

Manager, Media Relations & Team Operations  
604.899.4609 | ben.brown@canucks.com  
(Interview, Statistical Requests)

#### Stephanie Maniago

Coordinator, Media Relations & Publications  
604.899.4622 | stephanie.maniago@canucks.com  
(Interview, Statistical Requests)

#### Jen Rollins

Assistant, Media Relations  
604.899.4620 | jen.rollins@canucks.com  
(Credential Requests)

#### Alfred De Vera

Student Associate, Media Relations  
604.899.4654 | media.relations@canucks.com  
(Press Box)

### CANUCKS MEDIA HOTLINE

604.899.4995

The Vancouver Canucks Media Hotline is a recorded message featuring practice times, travel information, player transactions and other important media information.

### ACCREDITATION

**Playoff Passes:** Issued to print, radio and television media members who cover the Vancouver Canucks on a regular basis as part of their work requirements. In some cases, passes will be granted on a round by round basis due to the availability of seating.

**Single Game Passes:** Media members from accredited newspapers, magazines, wire services, television stations and radio outlets requesting a single-game media pass must make a written request on the stationary letterhead of the applying outlet **at least 48 hours prior to the game**. Requests should be faxed to Jen Rollins at 604.899.4640 or e-mailed to jen.rollins@canucks.com.

**Important Note:** The media is reminded that press box seating is reserved for working members of media covering a particular game or series of games. Media passes must be displayed at all times. In all cases, passes are non-transferable and any unauthorized use will subject the bearer to ejection from General Motors Place and forfeiture of the credential. Please see back of game pass for team and League policies.

### MEDIA ENTRANCE – GATE 9

All media must access General Motors Place through Gate 9 on the south side of the building (Griffiths Way). Please check in at the media credential station/security station located inside Gate 9 by the elevators.

Media can access the Press Box and Gondola on Level 500 from the Gate 9 elevators. The auxiliary Press Box, located on Level 400 in the Sports Lounge, is also accessible from Gate 9.

### MEDIA PARKING

General Motors Place is unable to provide complimentary parking to members of the media. Media personnel are encouraged to use public transportation or one of the parking lots around General Motors Place during games.

### INTERNET

The Vancouver Canucks provide complimentary wireless internet to media in the press box, Norm Jewison media room and photography suite. Hardwire jacks will also be available in the press box and Norm Jewison media room.

#### WIRELESS INTERNET

Network: VCLGUEST  
Username: guest  
Password: gmpguest

### INTERVIEWS

In accordance with NHL policy, game-day interviews are permitted within five minutes following the morning skate and within five minutes following the conclusion of a game. Canucks Head Coach Alain Vigneault will conduct game-day interviews in the media workroom located across the hall from the dressing rooms.

### TELEVISION/RADIO

Television and radio broadcast booths are located in the media gondola on Level 500 and are most easily accessed by taking the Gate 9 elevators. The media relations department is pleased to arrange pre-tapes and quick hit interviews according to NHL guidelines. Pre-tape and quick hit requests should be made with the Canucks Media Relations Department no later than the morning skate.

### PHOTOGRAPHERS

Photographers on assignment from accredited newspapers, magazines, and wire services may apply for single game photo passes by faxing or emailing a request to Jen Rollins at 604.899.4640 or jen.rollins@canucks.com at least 48 hours prior to the game they are assigned to shoot. Beat photographers will receive playoff passes and will shoot from their assigned seats. Assignment photographers will be designated a seat through Canucks Director of Photography, Jeff Vinnick.

**Strobe Rentals:** Those photographers wishing to set up strobe lighting must first contact Canucks Image Resource Coordinator Chelsey Perrella for the necessary authorization, at 604.899.7448. Strobes are often booked quickly and photographers are encouraged to make requests as early as possible.

### THE PRESS BOX

The following services are provided to all accredited media members:

- 1 Game notes and line-up sheets are available by 10:00 am on game days.
- 2 Between-period game summaries and post-game final statistics will be distributed to the media.
- 3 Out-of-town scores and officiating decisions will be provided upon availability.
- 4 Closed circuit television monitors with instant replay are situated throughout the press box.
- 5 A media workroom, the Norm Jewison media room, is situated at dressing room level.
- 6 Two Press Boxes will be utilised during the Playoffs and available via express elevator at Gate 9 (south side of the building). The main press box with meal service and snacks will be located on Level 500. The auxiliary press box will be located on Level 400 in the Sports Lounge. Stats and game-related information will be provided in both press boxes. Seating charts will be posted throughout both press areas.

### DRESSING ROOMS

The dressing rooms for both the home and visiting team are located on Level 000 of General Motors Place. Unless otherwise indicated, dressing rooms are open to the media within five minutes following the conclusion of the game. All media members must have their passes displayed in order to gain access to the dressing room. The dressing rooms are accessible post game from the Press Box via the South Elevators at Gate 9.

### FOOD & DRINK SERVICE

A media meal is available for purchase on game nights. Complimentary soft drinks, coffee, water and popcorn are also available to everyone in the Level 500 press box. Media are also invited to purchase food from the various concessions located on the public concourses at General Motors Place. Alcoholic beverages are prohibited in the press box.

### FAX/PHOTOCOPY SERVICE

Complimentary fax and photocopy service is available upon request. For assistance, please contact a media relations representative.

### VANCOUVER CANUCKS GAME NIGHT

#### MEDIA SERVICES STAFF

Godfrey Rockwood	Mike McAleer
Bill Hinksman	Sunny Sung
Ryan Macey	Joel Rockwood
Narinder Badesha	

**PLEASE BE ADVISED THAT MEDIA  
PASSES MUST BE DISPLAYED AT  
ALL TIMES**



**MIKE GILLIS**

**PRESIDENT & GENERAL MANAGER,  
ALTERNATE GOVERNOR, NHL**

**Born:** December 1, 1958

**Birthplace:** Sudbury, ON

**Residence:** Vancouver, BC

**Family:** Wife, Diane; Sons, Max & Spencer;  
Daughter, Kate

Mike Gillis, 51, was named President of Canucks Sports and Entertainment on August 4, 2009. Completing his second season as the tenth General Manager in Vancouver Canucks history, Gillis built a Playoff contender. He helped steer Vancouver to a third place finish in the Western Conference, a Northwest Division title for the second straight year and a 103 point season. In his first season with the Canucks Gillis guided the franchise to its sixth Northwest Division Title with a 45-27-10 record and 100 points in 2008-09. Gillis made several key acquisitions this season including extending Head Coach Alain Vigneault to a three-year contract, team Captain Roberto Luongo to a 12-year contract, Henrik and Daniel Sedin to five-year contracts and Ryan Kesler to a six-year contract. Additionally, Gillis acquired Christian Ehrhoff via trade from San Jose and signed notable free agents Mikael Samuelsson and Andrew Raycroft. Gillis joined the Canucks organization after spending the past 15 years as a successful NHL player representative.

As President of Canucks Sports & Entertainment, Gillis is responsible for the overall strategic direction of the company working in partnership with Chief Operating Officer, Victor de Bonis to lead broadcast, marketing, sponsorship and ticket sales, finance, human resources and arena operations.

In his role as General Manager, Gillis is responsible for providing strategic leadership to the Hockey Operations Department, over-

seeing the Canucks top minor league affiliates, negotiating player contracts and executing a viable, long-term strategy for player growth and development. Gillis began his tenure with the club by restructuring the Hockey Operations Department bringing in more than 60 years of NHL experience with the addition of Laurence Gilman, Lorne Henning, Dave Gagner, Scott Mellanby and Ryan Walter.

A former player, Gillis began his NHL career in 1978 as the 5th overall selection in the NHL Entry Draft by the Colorado Rockies. In 246 NHL regular season games, Gillis recorded 76 points (33-43-76) and 186 penalty minutes with Colorado and Boston before injury forced him to retire in 1985.

The Kingston, Ontario, native returned home to obtain his law degree from Queen's University in 1990. He later served as a Professor of Sports Law at Queen's. Gillis began his career as a NHL player representative in 1992 and became one of the most successful in his industry. His ability to evaluate players, negotiate contracts and extensive knowledge of the Collective Bargaining Agreement, provided Gillis the opportunity to work with a number of the NHL's most elite players over the past 15 years. Among his former clients include Pavel Bure, Markus Naslund, Geoff and Russ Courtnall, Mike Richter and Bobby Holik.



**VICTOR DE BONIS**

**CHIEF OPERATING OFFICER**

**Born:** May 17, 1966

**Birthplace:** Vancouver, BC

**Residence:** Vancouver, BC

**Family:** Wife, Mary; Daughters, Valentina &  
Angelica; Son, Victor

Victor de Bonis, 43, has been a member of Canucks Sports & Entertainment for 14 years. His experience spans twenty years in the sports and entertainment and financial industries.

de Bonis was named Chief Operating Officer in March of 2007. In this capacity he supports all facets of business operations both strategically and tactically, with his primary responsibilities being Ticket and Suite Sales and Service, Arena and Retail Operations, Finance, Administration and People Development.

de Bonis first joined the Canucks in 1994 as Corporate Controller and was responsible for managing the public company's private placement and the resulting private reorganization of the Vancouver Canucks NHL franchise and a new 18,000 seat multi-purpose arena facility in downtown Vancouver (General Motors Place), which opened in September 1995. In 1994 and 1995, de Bonis also managed material term debt financings with Canadian and American financial institutions for General Motors Place and the Vancouver Grizzlies NBA franchise, who played their inaugural season in 1995-96. He was instrumental in the development and institution of the new business strategy for General Motors Place, the Vancouver Grizzlies and the Vancouver Canucks. In 1998, de Bonis was

appointed Chief Financial Officer, during which time he was a key member of the team administering the Vancouver Grizzlies sale transaction and term debt refinancing, including a resulting take-out and financial institution replacement in 2000. In addition, de Bonis oversaw enterprise sale transactions in 2005 and 2007.

de Bonis graduated from the University of British Columbia and earned a Bachelor of Commerce Degree in 1989. Directly following graduation, he began his career at KPMG Chartered Accountants in the corporate audit division of the Vancouver branch. de Bonis served in this capacity for four years, auditing private and public companies in the Hospitality, Broadcasting, Mining, Healthcare and Manufacturing industries, before entering his final role with the organization: forensic accounting specialization. In 1992, he became a chartered accountant.

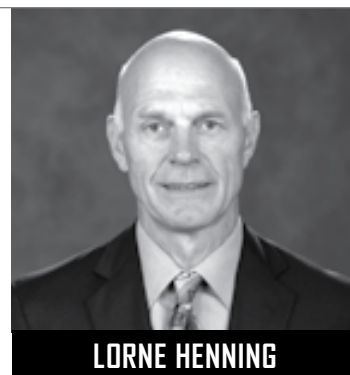
In addition to his professional activities, de Bonis is actively involved with family and community affairs. He and his wife, Mary, have three children, ages 13, 11 and 9. de Bonis currently serves on the Juvenile Diabetes Research Foundation's Walk cabinet.



Lorne Henning, 58, was named Vice President of Player Personnel & Assistant General Manager on September 3, 2008. Henning first joined the Canucks organization as a Professional Scout, bringing 28 years of professional playing and coaching experience at the NHL level and four Stanley Cup Championship rings. Prior to being named Assistant General Manager, Henning held the position of Director, Player Personnel for three years. As Vice President of Player Personnel and Assistant General Manager, Henning works closely with Mike Gillis on all player evaluations, trades and free agent signings. Additionally, he is responsible for the club's professional scouting in North America and Europe and acts as the primary liaison between the Canucks minor league affiliates.

Henning joined the Canucks in September 2005 after having worked as an Assistant Coach with the Mighty Ducks of Anaheim from 2002 to 2004. Henning's extensive NHL career both as a player and coach saw him play nine years with the New York Islanders (1972-81) and work as an Assistant Coach and Head Coach for 19 seasons. Henning was a member of the New York Islanders Stanley Cup Championship teams as a player in the 1979-80 and 1980-81 seasons and then as an Assistant Coach in 1981-82 and 1982-83. The four-time Stanley Cup winner worked alongside former Islanders Head Coach and Hockey Hall of Famer, Al Arbour as an Assistant Coach.

Drafted 17th overall in the 1972 NHL Amateur Draft, Henning spent his entire professional hockey career with the New York Islanders. The Saskatchewan native played 543 career games with the Islanders before retiring a back-to-back Stanley Cup Champion after the 1980-81 season. He joined the coaching fraternity the following year as Islanders Assistant Coach and achieved similar success helping lead the club to another two Stanley Cup Championships. Henning continued on to an 18-year NHL career behind the bench, including coaching assignments with the North Stars, Blackhawks and Mighty Ducks. During the 1985-86 and 1986-87 seasons, Henning served as the Head Coach for the Minnesota North Stars and was Head Coach of the New York Islanders in the 1994-95 season.



**LORNE HENNING**

**VICE PRESIDENT OF PLAYER PERSONNEL & ASSISTANT GENERAL MANAGER**

**Born:** February 23, 1952

**Birthplace:** Melfort, SK

**Residence:** Irvine, CA

**Family:** Wife, Cathye; Sons, Brett & Garrett; Daughter, Marissa

Laurence Gilman, 45, was named Vice President of Hockey Operations & Assistant General Manager on September 3, 2008. Gilman initially joined the Canucks as the club's Director, Hockey Administration on May 5, 2008 after 13 years with the Phoenix Coyotes/Winnipeg Jets organization. In his role as Vice President of Hockey Operations & Assistant General Manager, Gilman is the chief negotiator of all player contracts and the head of amateur scouting. Gilman oversees the development and implementation of the Hockey Operations budget including: player contract negotiation, player transactions and salary arbitration. Gilman is also responsible for the administration and application of the NHL Collective Bargaining Agreement and the development of the club's strategic salary cap plan.

Prior to joining the Canucks, Gilman worked with the Coyotes/Jets organization most recently serving as the club's Senior Vice President & Assistant General Manager for five seasons from 2002 to 2007. Gilman also served as General Manager of the San Antonio Rampage, the Coyotes' primary developmental affiliate in the American Hockey League (AHL). In this capacity he oversaw the hockey operations of the Rampage franchise, developed and implemented the Coyotes' hockey operations department budget, negotiated player contracts, salary arbitration, player transactions,

and scouting as well as the administration and application of the NHL's Collective Bargaining Agreement.

Gilman spent three seasons as the team's Director of Hockey Operations prior to being named the Coyotes Assistant General Manager. Before that, he served four seasons with the club in various capacities including Director of Hockey Administration and Legal Counsel.

Gilman graduated from the University of Winnipeg in 1991 then attended the University of North Dakota School of Law. He received his Juris Doctorate in 1994 and was admitted to the State Bar of Minnesota in 1995.



**LAURENCE GILMAN**

**VICE PRESIDENT OF HOCKEY OPERATIONS & ASSISTANT GENERAL MANAGER**

**Born:** January 6, 1965

**Birthplace:** Winnipeg, MB

**Residence:** Vancouver, BC

**Family:** Wife, Michelle; Son, Tyler; Daughter, Samantha

Smyl, 52, has spent his entire professional hockey career with the Canucks organization and was named Senior Advisor to the General Manager after taking on new duties as Director of Collegiate Scouting. In his role, Smyl works closely with General Manager, Mike Gillis, on a number of initiatives in the Hockey Operations Department, while continuing his responsibilities for scouting and evaluating the collegiate game in North America. Smyl began his career with the Canucks as a player, then coach and has most recently worked in a Player Development capacity.

Smyl retired as a player on July 3, 1991 and was hired as a Canucks Assistant Coach on the same day. He served in the assistant capacity until June 18, 1999, when he was named Head Coach of Vancouver's top affiliate, the Syracuse Crunch (AHL). The 2000.01 season saw Smyl and the Canucks minor league team move to Kansas City (IHL), then to Manitoba (AHL) where Smyl was Head Coach for four seasons.

Often described as the "heart and soul" of the Canucks during his playing career, Smyl turned skeptics into believers by establishing team records for games played (896), goals (262), assists (411) and points (673). This combined with a feisty, hard-nosed style of play saw him lead Vancouver in goals (31), assists (47), points (78) and penalty minutes (204) in the 1979.80 season.

Three times named Canucks MVP, Smyl served the longest term as team captain (1982-1990) in franchise history. He received the highest honour a club can give on Nov. 3, 1991 when the Canucks retired his No. 12 jersey, raising it to the rafters in the Canucks former home, the Pacific Coliseum.



**STAN SMYL**

**SENIOR ADVISOR TO THE GENERAL MANAGER**

**Born:** January 28, 1958

**Birthplace:** Glendon, AB

**Residence:** West Vancouver, BC

**Family:** Wife, Jennifer; Son, Spencer; Daughters, Jilian & Natalie



**DAVE GAGNER**

**DIRECTOR, PLAYER DEVELOPMENT**

**Born:** December 11, 1964

**Birthplace:** Chatham, ON

**Residence:** London, ON

**Family:** Wife, Jo-Anne; Son, Sam; Daughters, Jessica & Renee

Dave Gagner, 45, joined the club as Director, Player Development on June 19, 2008 and is responsible for working with Vancouver's drafted and young players to assist in their continued growth as professionals.

Gagner spent the previous two years as an Assistant Coach with the London Knights of the Ontario Hockey League. In addition to his work with the Knights, Gagner has built his own player development centre in London to assist players from minor and college hockey in taking the next step in their careers.

The Chatham, Ontario, native played 946 NHL regular season games with seven teams including the Canucks in 1998-99. In 946 games over 15 seasons, Gagner recorded 719 points (318-401-719) and 1,016 penalty minutes. Gagner was the 12th overall selection in the first round of the 1983 NHL Entry Draft by the New York Rangers.

Gagner's son Sam was the sixth overall selection in the 2007 NHL Entry Draft by the Edmonton Oilers.



**RON DELORME**

**CHIEF AMATEUR SCOUT**

**Born:** September 3, 1955

**Birthplace:** North Battleford, SK

**Residence:** Vancouver, BC

**Family:** Wife, Joan; Son, Blair; Daughter, Leah

Ron Delorme, 54, is one of the longest-serving members of the Vancouver Canucks. With over 20 years of scouting experience and 210 games played at right wing, Delorme has been a member of the Canucks in some capacity since 1981. Delorme coordinates Vancouver's amateur scouting staff and assembles the Canucks draft selection list. He was named Chief Amateur Scout in August 2000.

Delorme was originally drafted by Denver in the 1975 WHA Entry Draft. His rights were then transferred to the Colorado Rockies in July 1976, after the franchise relocated to the NHL. He played in 314 games for the Rockies from 1976-77 to 1980-81 before he was

claimed by Vancouver in the NHL waiver draft in October 1981. Delorme played a large role in the Canucks run to the Stanley Cup Finals in 1982 and is probably best remembered by Vancouver fans for his inspirational fight versus Chicago's Grant Mulvey in the Campbell Conference Final.

Delorme played four seasons for the Canucks from 1981-82 to 1984-85, recording 17 goals, 20 assists (37 points) and 383 penalty minutes in 210 games before a knee injury forced his retirement in 1985. In 524 career NHL games, Delorme recorded 83 goals, 83 assists (166 points) and 667 penalty minutes.



**THOMAS GRADIN**

**ASSOCIATE CHIEF AMATEUR SCOUT**

**Born:** February 18, 1956

**Birthplace:** Solleftea, Sweden

**Residence:** Vancouver, BC

**Family:** Son, Adam; Daughters, Linda & Therese

Thomas Gradin, 54, was named Associate Chief Scout after serving 15 years in a scouting capacity with the Canucks. Gradin began scouting for Vancouver as a part-time amateur scout during the 1994-95 season. Gradin, along with his fellow scouting staff members, has been instrumental in scouting numerous European and North American skaters, including Alex Edler and the Sedins.

Gradin played eight seasons with Vancouver from 1978-79 to 1985-86 and recorded 593 points (209-384-593) in 677 career NHL games.

His final NHL season was spent with the Boston Bruins before Gradin returned to the Swedish Elite League, where he began his professional career with AIK Solna.

Gradin's playing career with the Canucks was highlighted by a number of achievements. One of the club's first European-born players, Gradin led the Canucks in scoring during the 1980-81 & 1981-82 seasons, was named an NHL All-Star in 1985 and most notably recorded 19 points (9-10-19) in 17 playoff games during Vancouver's Stanley Cup Final run in 1982. In 613 games as a Canuck, Gradin scored 550 points (197-353-550) and currently ranks 5th on Vancouver's all-time scoring list. Gradin was originally drafted by the Chicago Blackhawks 45th overall in the 1976 NHL Amateur Draft.



Alain Vigneault, 48, is the 16th Head Coach in Vancouver Canucks history and has served four seasons with the club since being named to the position on June 20, 2006. Vigneault led the Canucks in 2009.10 to the club's second consecutive Northwest Division title; the third of his tenure in Vancouver. Vigneault guided the club to a record of 49-28-5, tying a wins record set in his first season behind the Vancouver bench. The Canucks 2009.10 points total (103) ranks third best in franchise history. Vigneault's wins record ranks second all-time in Canucks history (182) behind only Marc Crawford (246). With a winning percentage at .604, Vigneault holds the highest average by a Vancouver coach in franchise history.

In 2008.09, Vigneault collected his 200th win as a NHL Head Coach, 100th win behind the bench of the Vancouver Canucks and appeared in his 500th career game as Head Coach. Vigneault led Vancouver to its sixth Northwest Division title in franchise history, his second in three years, and a record of 49-28-5.

Vigneault's first year as Canucks Head Coach saw the team produce the most successful regular season on record (2006.07). The Canucks established new franchise records for wins (49) and points (105), on the way to a Northwest Division Championship and Vancouver's first appearance in the playoffs since the 2003.04 season. Vigneault won the Jack Adams Award as NHL Coach of the Year at the 2007 NHL Awards in Toronto.

Vigneault previously served as Head Coach of the Montreal Canadiens from 1997-2001, becoming the organization's second youngest coach in club history at the age of 36. He compiled an NHL record of 109-118-35-4, reaching the Eastern Conference Semi-Finals during his first season behind the Canadiens bench and was nominated for the Jack Adams Award, following the 1999.00 season.

Vigneault joined Vancouver from the club's AHL affiliate, the Manitoba Moose, where he led the team to within one game of the conference finals. In the 2005.06 season, his first season as Head Coach with the Moose, Vigneault guided the club to a 44-24-7 record.

Prior to joining the Moose, Vigneault spent 10 seasons as Head Coach in the QMJHL with Trois-Rivieres, Hull, Beauport and PEI. In 1988, Vigneault led the Olympiques to the Memorial Cup and

was subsequently named CHL Coach of the Year. He has been honoured as coach of the QMJHL's Second All-Star team on three separate occasions.

Vigneault has also achieved success on the international stage. He served as an Assistant Coach with Canada's National Junior Team in 1989 and 1991, winning a gold medal at the 1991 World Junior Championships in Saskatoon.

The Quebec-native began his career in the NHL playing for the St. Louis Blues from 1981 to 1983. Drafted by the Blues in the eighth round, 167th overall in the 1981 Entry Draft, the defenceman recorded two goals, five assists and 82 penalty minutes in his NHL career. Vigneault went on to serve as a scout for the Blues for two seasons and as an Assistant Coach for the Ottawa Senators from 1992 to 1996.

## ALAIN VIGNEAULT'S HEAD COACHING RECORD

Season	Team	League	GC	W	L	T	OTL	PCT
1986.87	Trois Rivieres	QMJHL	70	28	40	2	0	.414
1987.88	Hull	QMJHL	70	43	23	4	0	.643
1988.89	Hull	QMJHL	70	40	25	5	0	.607
1989.90	Hull	QMJHL	70	36	29	5	0	.550
1990.91	Hull	QMJHL	70	36	27	7	0	.564
1991.92	Hull	QMJHL	70	41	24	5	0	.621
1995.96	Beauport	QMJHL	31	19	7	5	0	.694
1996.97	Beauport	QMJHL	70	24	44	2	0	.357
1997.98	Montreal	NHL	82	37	32	13	0	.530
1998.99	Montreal	NHL	82	32	39	11	0	.457
1999.00	Montreal	NHL	82	35	34	9	4	.506
2000.01	Montreal	NHL	20	5	13	2	0	.300
2003.04	P.E.I.	QMJHL	70	40	19	5	6	.650
2004.05	P.E.I.	QMJHL	70	24	39	7	0	.393
2005.06	Manitoba	AHL	80	44	24	-	7	.633
2006.07	Vancouver	NHL	82	49	26	7	-	.640
2007.08	Vancouver	NHL	82	39	33	10	-	.536
2008.09	Vancouver	NHL	82	45	27	10	-	.610
2009.10	Vancouver	NHL	82	49	28	5	-	.628
VANCOUVER TOTALS			328	182	114	32	-	.604
NHL TOTALS			594	291	232	67	4	.550



ALAIN VIGNEAULT

## HEAD COACH

**Born:** May 14, 1961

**Birthplace:** Quebec City, QC

**Residence:** Vancouver, BC

**Family:** Daughters, Andreane & Janie

Rick Bowness, 55, completes his fourth season as a member of the Vancouver Canucks coaching staff and 20th NHL season in a coaching capacity. Bowness joined the Canucks from the Phoenix Coyotes where he served as Assistant Coach six years; in 2003.04 Bowness assumed head coaching duties on an interim basis. Prior to joining the Coyotes, Bowness was a member of the New York Islanders coaching staff for three seasons.

The Moncton, New Brunswick-native has held the position of Head Coach for five NHL teams: the Winnipeg Jets (1988.89), Boston Bruins (1991.92), Ottawa Senators (1992-1996), New York Islanders (1996-1998) and Phoenix Coyotes (2003.04). In addition to his NHL coaching experience, Bowness was also a player/coach for the Sherbrooke Jets (1982.83), Head Coach and General Manager of his hometown Moncton Hawks (1987) and Head Coach of the Maine Mariners (1989-1991) of the AHL.

Prior to his coaching career, Bowness played seven seasons (1975-1982) in the NHL as a right wing with Atlanta, Detroit, St. Louis and Winnipeg. He saw action in 173 games, recording 55 points (18-37-55) and 191 penalty minutes. Bowness was originally drafted by the Atlanta Flames in the second round, 26th overall, of the 1975 NHL Entry Draft.


Bowness began his career in coaching with the American Hockey League's Sherbrooke Jets as a player/coach during the 1982.83 season. He served the next four seasons (1983.84 to 1986.87) as an Assistant Coach for the Winnipeg Jets before returning to his hometown in 1987 as the Coach and General Manager of the Moncton Hawks, the Jets' AHL developmental team. In February 1989, Bowness had his first NHL head coaching stint when he took over as interim Head Coach of the Jets for the final 28 games (8-17-3) of the 1988.89 season.

The following season, Bowness joined the Boston Bruins organization, coaching the AHL's Maine Mariners for two seasons before assuming the head coaching duties for the Bruins in 1991.92. Bowness coached the Bruins to a 36-32-12 record in 1991-92, his best season as a Head Coach. In his only year with Boston, he led the Bruins to the Prince of Wales (Eastern Conference) Finals, losing 4-0 to the eventual Stanley Cup Champion Pittsburgh Penguins.

Bowness was then named the first Head Coach of the Ottawa Senators on June 15, 1992. In three and a half seasons (1992.93 to 1995.96) with the expansion franchise, Bowness finished with a record of 39-178-18. Despite the tough times, Bowness was highly regarded for his positive style and was credited for the development of many of the Senators young stars. Bowness remained behind the Senators' bench until November 20, 1995, becoming only the second coach in NHL history to head an expansion team through its first three seasons.

He was then hired by the Islanders on December 30, 1995 and worked two seasons as an Associate Coach. Bowness took over the head coaching duties of the Islanders on January 23, 1997 and led the club to a 16-18-3 record. The following year, in his first full season as the Islanders' Head Coach, he guided the team to a 22-32-9 record in 63 games before being replaced on March 11, 1998. Bowness was instrumental in the development of many of the Islanders young players.

Rick and his wife Judy have three children: Ricky, Ryan and Kristen. Rick's son Ryan was drafted by the Columbus Blue Jackets in the 8th round (236th overall) of the 2001 Entry Draft.



RICK BOWNESS


## ASSOCIATE COACH

**Born:** January 25, 1955

**Birthplace:** Moncton, NB

**Residence:** Vancouver, BC

**Family:** Wife, Judy; Sons, Ricky & Ryan; Daughter, Kristen



**RYAN WALTER**

## ASSISTANT COACH

**Born:** April 23, 1958  
**Birthplace:** New Westminster, BC  
**Residence:** West Langley, BC  
**Family:** Wife, Jennifer; Sons, Ben, Ryan & Joe; Daughters, Christiana & Emma


Ryan Walter is in his second season with the Canucks after being named Assistant Coach on June 17, 2008. Walter joined the club after spending the previous 15 years as a well respected and successful business leader.

Walter, 51, enjoyed a 15 year career in the NHL, playing 1,003 regular season games with three clubs including the Canucks. In 1,003 games played, Walter recorded 646 points (264-382-646) and 946 penalty minutes. His greatest on-ice accomplishment came in 1986 when he won the Stanley Cup as a member of the Montreal Canadiens.

The second overall selection by the Wash-

ington Capitals in the 1978 NHL Entry Draft, Walter went on to play his first four seasons with the Capitals where he was named team Captain. After wearing the Canadiens sweater for nine seasons, Walter finished his career in his hometown, playing for the Canucks during the 1991-92 and 1992-93 seasons.

Over the past 15 years, Walter earned his Masters of Arts Degree in Leadership/Business and has worked with professional athletes and executives to maximize their physical and mental potential. He has been a successful public speaker, broadcaster, author and business leader.



**DARRYL WILLIAMS**

## ASSISTANT COACH, VIDEO

**Born:** February 29, 1968  
**Birthplace:** Labrador City, NF  
**Residence:** Vancouver, BC  
**Family:** Wife, Nancy; Son, Ben; Daughter, Sophia

Darryl Williams, 42, was named Assistant Coach, Video on August 12, 2008 and is currently in his second season with the Canucks. Williams joined the Canucks from the St. John's Fog Devils of the QMJHL, where he worked the previous four seasons as Associate Coach, Video Coordinator and Strength & Conditioning Coach. Prior to joining St. John's, Williams served in a number of coaching capacities, including Head Coaching duties with the Kansas City Outlaws of the United Hockey League and Assistant Coach of the Cincinnati Mighty Ducks of the American Hockey League.

The Labrador City, Newfoundland native played 11 seasons in the American Hockey League and International Hockey League, highlighted by a two-game call up to the NHL with the Los Angeles Kings in the 1992-93 season. With his appointment, Williams becomes the first Newfoundland-native to serve in an NHL coaching position in League history.



**IAN CLARK**

## GOALTENDING CONSULTANT

**Born:** May 12, 1966  
**Birthplace:** Vancouver, BC  
**Residence:** Dallas, TX  
**Family:** Wife Debora; Sons Morgan, Christopher, Samuel, Collins, Jason & Blake

Ian Clark, 43, is in his eighth season with the Vancouver Canucks as Goaltending Consultant. Clark joined the Canucks on July 31, 2002. A former resident of the Lower Mainland, Clark currently resides in Dallas, Texas and is the founder and President of the Goaltender Development Institute. He is also the Editor-in-Chief of *From the Crease* and *The Goalie News*, leading development publications for goaltenders of all ages and skill levels.

Clark was a member of Team Canada's World Junior Championship coaching staff from 2000-2006 and helped lead the team to two

Silver medals in 2003 and 2004, and two Gold medals in 2005 and 2006. Recognized as one of the leading educators of the goaltending position, Clark's knowledge and innovative training has attracted high-performance goaltenders at the NHL, minor pro, major junior and NCAA levels.

In 2001-02, Clark worked as the Florida Panthers goaltending consultant. In addition to working with Roberto Luongo, Trevor Kidd and Wade Flaherty, Clark has previously consulted privately with several NHL goaltenders.



**ROGER TAKAHASHI**

## STRENGTH & CONDITIONING COACH

**Born:** September 14, 1967  
**Birthplace:** Kamloops, BC  
**Residence:** Surrey, BC  
**Family:** Wife, Cara; Sons, Sami, Max & Calvin

Roger Takahashi, 42, is in his seventh season as the Canucks Strength and Conditioning Coach after joining the team in June 2003. His responsibilities include specialized hockey conditioning and nutrition programs in-season and off-season, as well as recovery programs for injured players to ensure they return to the Canucks line-up in top physical condition. In addition to training Canucks players, Takahashi is also responsible for training players with the Canucks top minor league affiliates, the Manitoba Moose of the American Hockey League and players of the Victoria Salmon Kings of the East Coast Hockey League. Takahashi works closely with Vancouver's young prospects to educate them on nutrition and the training commitment required at the elite NHL level.

Takahashi graduated from the University of

Waterloo with a Bachelor of Science in Science and a Bachelor of Science in Honours Kinesiology in 1991. He has written articles and given talks regarding injury prevention as well as sports training and has lectured at the university level at both Simon Fraser University and the University of British Columbia. He is actively involved in the Canucks Centre for BC Hockey programs as well as with the Strength and Conditioning Coaches of the NHL.

Takahashi was born and raised in Kamloops and now resides in Surrey with his wife, three sons and their nine dogs. He is a member of the British Columbia Association of Kinesiologists, the Sports Medicine Council of British Columbia, and the National Strength and Conditioning Association as a Certified Strength and Conditioning Specialist.



## DEFENCEMEN

NO.	PLAYER	POS	HT	WT	BIRTHPLACE	BIRTHDATE
3	Bieksa, Kevin	D	6'1"	198	Grimsby, ON	Jun. 16, 1981
5	Ehrhoff, Christian	D	6'2"	203	Moers, GER	Jul. 6, 1982
6	Salo, Sami	D	6'3"	212	Turku, FIN	Sept. 2, 1974
8	Mitchell, Willie (A)	D	6'3"	208	Port McNeill, BC	Apr. 23, 1977
23	Edler, Alex	D	6'3"	215	Ostersund, SWE	Apr. 21, 1986
29	Rome, Aaron	D	6'1"	218	Nesbitt, MB	Sept. 27, 1983
41	Alberts, Andrew	D	6'5"	218	Minneapolis, MN	Jun. 30, 1981
44	Baumgartner, Nolan	D	6'2"	195	Calgary, AB	Mar. 23, 1976
55	O'Brien, Shane	D	6'3"	230	Port Hope, ON	Aug. 9, 1983

## FORWARDS

NO.	PLAYER	POS	HT	WT	BIRTHPLACE	BIRTHDATE
10	Johnson, Ryan	C	6'1"	199	Thunder Bay, ON	Jun. 14, 1976
13	Matt Pettinger	LW	6'1"	205	Edmonton, AB	Oct. 22, 1980
14	Burrows, Alex	LW	6'1"	188	Pincourt, QC	Apr. 11, 1981
15	Glass, Tanner	LW	6'1"	210	Craven, SK	Nov. 29, 1983
17	Kesler, Ryan (A)	C	6'2"	202	Livonia, MI	Aug. 31, 1984
18	Bernier, Steve	RW	6'2"	216	Quebec City, QC	Mar. 31, 1985
21	Raymond, Mason	LW	6'0"	185	Cochrane, AB	Sept. 17, 1985
22	Sedin, Daniel	LW	6'1"	187	Ornskoldsvik, SWE	Sept. 26, 1980
24	Hordichuk, Darcy	LW	6'1"	211	Kamsack, SK	Aug. 10, 1980
26	Samuelsson, Mikael	RW	6'2"	218	Mariefred, SWE	Dec. 23, 1976
33	Sedin, Henrik (A)	C	6'2"	188	Ornskoldsvik, SWE	Sept. 26, 1980
36	Hansen, Jannik	RW	6'1"	195	Herlev, DEN	Mar. 15, 1986
37	Rypien, Rick	C	5'11"	190	Coleman, AB	May 16, 1984
38	Demitra, Pavol	RW	6'0"	200	Dubnica, SVK	Nov. 29, 1974
340	Michael Grabner	RW	6'0"	170	Villach, AUS	Oct. 5, 1987
42	Wellwood, Kyle	C	5'10"	181	Windsor, ON	May 16, 1983

## GOALTENDERS

NO.	PLAYER	POS	HT	WT	BIRTHPLACE	BIRTHDATE
1	Luongo, Roberto (C)	G	6'3"	217	Montreal, QC	Apr. 4, 1979
30	Andrew Raycroft	G	6'0"	173	Belleville, ON	May 4, 1980

President & General Manager.....Mike Gillis  
 Chief Operating Officer.....Victor de Bonis  
 VP & Assistant General Manager.....Lorne Henning  
 VP & Assistant General Manager.....Laurence Gilman  
 Sr. Advisor to the General Manager.....Stan Smyl  
 Director, Player Development.....Dave Gagner  
 Chief Amateur Scout.....Ron Delorme  
 Associate Chief Amateur Scout.....Thomas Gradin  
 Head Coach.....Alain Vigneault  
 Associate Coach.....Rick Bowness  
 Assistant Coach.....Ryan Walter

Assistant Coach, Video.....Darryl Williams  
 Goaltending Consultant.....Ian Clark  
 Strength & Conditioning Coach.....Roger Takahashi  
 Skill Coach.....Glenn Carnegie  
 Head Athletic Trainer.....Mike Burnstein  
 Assistant Athletic Trainer.....Jon Sanderson  
 Assistant Athletic Trainer.....Dave Zarn  
 Equipment Manager.....Pat O'Neill  
 Assistant Equipment Manager.....Jamie Hendricks  
 Equipment Assistant.....Brian Hamilton  
 Video Assistant.....Rod Brathwaite

# SEASON FINAL

# STATISTICS

POS	NO.	PLAYER	GP	AVG TOI	G	A	PTS	+/-	PIM	PP	SH	GW	S	PCTG
C	33	Henrik Sedin	82	19:41	29	83	112	35	48	4	2	5	166	17.5
LW	22	Daniel Sedin	63	19:08	29	56	85	36	28	8	0	8	225	12.9
C	17	Ryan Kesler	82	19:37	25	50	75	1	104	12	1	5	214	11.7
LW	14	Alex Burrows	82	17:51	35	32	67	34	121	4	5	3	209	16.7
RW	26	Mikael Samuelsson	74	17:10	30	23	53	10	64	7	0	4	219	13.7
LW	21	Mason Raymond	82	17:19	25	28	53	E	48	8	0	4	217	11.5
D	5	Christian Ehrhoff	80	22:47	14	30	44	36	42	6	0	3	181	7.7
D	23	Alex Edler	76	22:38	5	37	42	E	40	2	0	0	161	3.1
D	6	Sami Salo	68	20:40	9	19	28	14	18	6	0	3	119	7.6
C	42	Kyle Wellwood	75	13:51	14	11	25	6	12	3	0	2	98	14.3
RW	18	Steve Bernier	59	14:10	11	11	22	E	21	3	0	0	95	11.6
D	3	Kevin Bieksa	55	21:49	3	19	22	-5	85	1	0	0	95	3.2
RW	38	Pavol Demitra	28	16:12	3	13	16	3	0	1	0	0	53	5.7
RW	36	Jannik Hansen	47	12:20	9	6	15	-5	18	0	1	3	67	13.4
D	8	Willie Mitchell	48	22:36	4	8	12	13	48	0	0	1	47	8.5
RW	40	Michael Grabner*	20	13:54	5	6	11	2	8	2	0	1	63	7.9
LW	15	Tanner Glass	67	10:28	4	7	11	5	115	0	0	0	52	7.7
C	37	Rick Rypien	69	7:14	4	4	8	-3	126	0	0	1	61	6.6
D	55	Shane O'Brien	65	17:00	2	6	8	15	79	0	0	0	37	5.4
C	10	Ryan Johnson	58	10:37	1	4	5	-4	12	0	0	1	19	5.3
D	29	Aaron Rome	49	15:10	0	4	4	-2	24	0	0	0	49	0.0
LW	13	Matt Pettinger	9	10:45	1	2	3	3	6	0	0	0	8	12.5
D	44	Nolan Baumgartner	12	14:12	1	1	2	7	2	0	0	0	12	8.3
D	41	Andrew Alberts**	14	16:45	1	1	2	-1	13	0	0	0	12	8.3
LW	24	Darcy Hordichuk	56	6:01	1	1	2	-7	142	0	0	0	21	4.8
RW	25	Sergei Shirokov*	6	12:49	0	0	0	-4	2	0	0	0	4	0.0
C	62	Mario Bliznak*	2	8:31	0	0	0	-2	0	0	0	0	1	0.0
C	49	Alex Bolduc*	15	9:58	0	0	0	-3	13	0	0	0	14	0.0
RW	20	Guillaume Desbiens*	1	9:25	0	0	0	E	2	0	0	0	0	0.0
D	64	Evan Oberg*	2	6:17	0	0	0	E	0	0	0	0	0	0.0

## GOALTENDERS

NO.	GOALTENDER	GPI	MIN	AVG	W	L	OT	SO	GA	SA	SV%	G	A	PIM
1	Roberto Luongo	68	3899	2.57	40	22	4	4	167	1915	.913	0	0	0
30	Andrew Raycroft	21	967	2.42	9	5	1	1	39	438	.911	0	0	4
35	Cory Schneider*	2	79	3.80	0	1	0	0	5	59	.915	0	0	0

\*Indicates rookie status

\*\*Canucks totals only



## 2009.10 INJURY UPDATE TOTAL MAN-GAMES LOST: 306

NAME	GAMES	INJURY	DATE(S)
Shane O'Brien	1	Undisclosed	Apr. 10/10
Sami Salo	1	Undisclosed	Apr. 10/10
Aaron Rome	1	Undisclosed	Apr. 10/10
Ryan Johnson	3	Foot	Apr. 6-10/10
Daniel Sedin	1	Back	Apr. 1/10
Mikael Samuelsson	8	Upper Body	Mar. 18 – Apr. 2/10
Steve Bernier	17	Groin	Mar. 3 – Apr. 4/10
Sami Salo	4	Lower body	Jan. 23-30/10
Rick Rypien	3	Flu	Jan. 20 – 23/10
Willie Mitchell	28	Upper body	Jan. 20 – Apr. 10/10
Alex Bolduc	28	Shoulder	Jan. 16 – Apr. 10/10
Steve Bernier	3	Groin	Jan. 11 – 16/10
Aaron Rome	4	Head	Jan. 9 – 16/10
Sami Salo	1	Eye	Jan. 9/10
Kevin Bieksa	27	Leg	Dec. 31/09 – Mar. 10/10

NAME	GAMES	INJURY	DATE(S)
Ryan Johnson	12	Foot	Dec. 26/09 – Jan. 20/10
Alex Edler	6	Shoulder	Dec. 10 – 20/09
Rick Rypien	3	Upper Body	Nov. 26 – 29/09
Steve Bernier	2	Flu	Nov. 5 – 6/09
Michael Grabner	21	Foot	Nov. 1 – Dec. 18/09
Alex Bolduc	13	Shoulder	Oct. 30 – Nov. 29/09
Roberto Luongo	6	Upper body (rib)	Oct. 29 – Nov. 6/09
Ryan Johnson	4	Head (concussion)	Oct. 29 – Nov. 3/09
Kyle Wellwood	4	Foot	Oct. 25 – 30/09
Rick Rypien	4	Lower Body (groin)	Oct. 21 – 27/09
Sami Salo	7	Knee	Oct. 16 – 27/09
Daniel Sedin	18	Foot	Oct. 11 – Nov. 20/09
Jannik Hansen	19	Hand	Oct. 1 – Nov. 10/09
Pavol Demitra	47	Shoulder	Oct. 1 – Jan. 13/10
Mathieu Schneider	10	Shoulder	Oct. 1 – 24/09

## 2009.10 TRANSACTIONS

DATE	PLAYER	ROSTER MOVE
Apr. 10/10	Evan Oberg	Recalled from Manitoba
Apr. 6/10	Matt Pettinger	Recalled from Manitoba
Apr. 6/10	Eddie Lack	Signed
Mar. 29/10	Stefan Schneider	Signed
Mar. 24/10	Prab Rai	Signed
Mar. 22/10	Aaron Volpatti	Signed
Mar. 19/10	Ryan Kesler	Signed a six-year contract extension
Mar. 17/10	Michael Grabner	Recalled from Manitoba
Mar. 17/10	Jordan Schroeder	Signed
Mar. 3/10	Andrew Alberts	Acquired from Carolina in exchange for a 2010 3rd round draft choice
Mar. 3/10	Sean Zimmerman & Conditional	Acquired from Phoenix in exchange for Mathieu Schneider and a 2010 6th round draft pick
Mar. 3/10	Yan Stastny	Acquired from St. Louis in exchange for Pierre-Cedric Labrie
Mar. 3/10	Brad Lukowich	Re-assigned to Manitoba
Feb. 28/10	Nolan Baumgartner	Recalled from Manitoba
Feb. 15/10	Nolan Baumgartner	Re-assigned to Manitoba
Feb. 8/10	Jannik Hansen	Recalled from Manitoba
Jan. 28/10	Jannik Hansen	Re-assigned to Manitoba
Jan. 22/10	Nolan Baumgartner	Recalled from Manitoba
Jan. 10/10	Evan Oberg	Re-assigned to Manitoba
Jan. 8/10	Evan Oberg	Recalled from Manitoba
Jan. 3/10	Mathieu Schneider	Re-assigned to Manitoba
Jan. 2/10	Brad Lukowich	Recalled from Texas (AHL)
Dec. 28/09	Alex Bolduc	Recalled from Manitoba
Dec. 19/09	Michael Grabner	Re-assigned to Manitoba
Dec. 14/09	Aaron Rome	Recalled from Manitoba
Nov. 30/09	Aaron Rome	Re-assigned to Manitoba
Nov. 30/09	Alex Bolduc	Reassigned to Manitoba
Nov. 21/09	Matt Pettinger	Re-assigned to Manitoba
Nov. 20/09	Cory Schneider	Re-assigned to Manitoba
Nov. 4/09	Mario Bliznak	Re-assigned to Manitoba

DATE	PLAYER	ROSTER MOVE
Nov. 2/09	Matt Pettinger	Signed
Oct. 30/09	Mario Bliznak	Recalled from Manitoba
Oct. 30/09	Sergei Shirokov	Re-assigned to Manitoba
Oct. 28/09	Cory Schneider	Recalled from Manitoba
Oct. 25/09	Sergei Shirokov	Recalled from Manitoba
Oct. 17/09	Alex Bolduc	Recalled from Manitoba
Oct. 14/09	Michael Grabner	Recalled from Manitoba
Oct. 13/09	Guillaume Desbiens	Reassigned to Manitoba
Oct. 10/09	Guillaume Desbiens	Recalled from Manitoba
Oct. 8/09	Sergei Shirokov	Re-assigned to Manitoba
Sept. 24/09	Alain Vigneault	Signed a three-year extension
Sept. 2/09	Roberto Luongo	Signed a 12-year extension
Aug. 31/09	Nathan McLver	Signed
Aug. 28/09	Mathieu Schneider	Signed
Aug. 28/09	Brad Lukowich	Acquired from San Jose in exchange for Patrick White and Daniel Rahimi.
Aug. 28/09	Christian Ehrhoff	Acquired from San Jose in exchange for Patrick White and Daniel Rahimi.
Aug. 17/09	Sergei Shirokov	Signed
Aug. 5/09	Jannik Hansen	Signed
Jul. 27/09	Kellan Tochkin	Signed
Jul. 22/09	Tanner Glass	Signed
Jul. 22/09	Guillaume Desbiens	Signed
Jul. 22/09	Michael Funk	Signed
Jul. 7/09	Kyle Wellwood	Signed
Jul. 6/09	Shane O'Brien	Signed
Jul. 6/09	Andrew Raycroft	Signed
Jul. 3/09	Mikael Samuelsson	Signed
Jul. 2/09	Nolan Baumgartner	Signed
Jul. 2/09	Aaron Rome	Signed
Jul. 1/09	Matt Pope	Signed
Jul. 1/09	Lawrence Nycholat	Signed
Jun. 29/09	Henrik Sedin	Signed a five-year contract extension
Jun. 29/09	Daniel Sedin	Signed a five-year contract extension

## NORTHWEST DIVISION CHAMPIONS

With a 4-3 overtime victory over the Minnesota Wild on April 4th, 2010, the Vancouver Canucks clinched the Northwest Division title for the seventh time in franchise history. The Canucks finished the season with 49 wins (ranking tied for first for the highest win total in franchise history) and 103 points (ranking third for the highest point total in franchise history). The Canucks have finished first more times than any of their divisional opponents this decade, winning the division title on four occasions.

## 40+ WINS FOR THE 10TH TIME

The Canucks recorded their 40th win of the season on March 7th, 2010 at Nashville and have now produced 40 or more wins 10 times in franchise history. The win came in the 65th game of the season, setting a franchise record for reaching 40 wins faster than any other season. The previous record belongs to the 2006.07 edition of the Canucks when they accomplished the feat in 67 games. The Canucks finished the season with 49 wins, ranking tied for first for most wins in a season in franchise history. The 2006.07 season was the only other time in franchise history that the Canucks have posted 49 wins (49-26-7).

## BREAKING 100

The Vancouver Canucks surpassed 100 points for the fifth season in franchise history and finished the season with 103 points. The club accomplished the feat with the least number of OT and shootout points on record, suffering only five losses in extra time or shootout all season. The only seasons in franchise history to have finished a regular season with more points occurred in 2006.07 (105 points) and 2002.03 (104 points).

## HOME SWEET HOME

The Vancouver Canucks set a new franchise record for most home wins in a season with their 28th victory of the year coming over the Phoenix Coyotes on Mar. 30/10 and finished the season with 30 wins at General Motors Place. The previous record was 27 in the 1992.93 campaign. With the help of a seven game winning streak from Jan. 16 – Mar. 14/10 (tied for the sixth longest in the League this year), Vancouver also amassed an impressive point total at home with 63 points (30-8-3). They surpassed the previous franchise record of 58 set during the 1992.92 season. The Canucks finished the year tied for the most home wins this season with Washington.

## LEADING THE WAY

Alain Vigneault surpassed Harry Neale on the franchise win list, moving into second place all-time with 182 wins following the 2009.10 season. In his fourth season with the team, Vigneault has posted a record of 182-114-32 in 328 games coached, won three Northwest Division titles and appeared in his 300th game behind the bench as the Canucks head coach on Jan. 30th at Toronto. He trails only Marc Crawford in franchise wins (246-197-62[32]) through 529 games.

## SEDIN VS OVECHKIN & CROSBY

Henrik Sedin won the 2009.10 Art Ross Trophy as the League's top scorer. Sedin finished the season with 112 points (29-83-112), just edging out Alex Ovechkin of the Washington Capitals, who finished tied for second in League scoring with 109 points (50-59-109), alongside Sidney Crosby of the Pittsburgh Penguins (51-58-109). This marks the first time in franchise history that a Vancouver Canuck has captured the NHL scoring title. Markus Naslund led the League in scoring through 81 games played (48-56-104) in 2002.03 and came closer than any player in club history until this season.

## SCORING BY COMMITTEE

The Canucks had six 20-goal scorers on the roster for the first time since the 1992.93 season. Alex Burrows (35), Mikael Samuelsson (30), Henrik Sedin (29), Daniel Sedin (29), Mason Raymond (25) and Ryan Kesler (25) have all contributed to the second highest goals total among NHL teams with a combined 272 goals this season (WSH – 318). Eight Vancouver players from 1992.93 season notched 20 goals or more.

## HAT TRICKS

Michael Grabner became the sixth member of the Canucks to score a hat trick this season, Apr. 2/10 at ANA. Alex Burrows (2), Mikael Samuelsson, Daniel Sedin (2), Henrik Sedin and Mason Raymond have also registered hat tricks this season. Vancouver held the League lead this season for most hat tricks (8). The 1986.87 Canucks now share the franchise single-season record with the 2009.10 Canucks, with three players combining for eight hat tricks. The last year the Canucks registered six or more hat tricks was 1995.96 when five players combined for seven hat tricks.

## WHEN IT COUNTS

Daniel Sedin has notched eight GWG this season, ranking tied for second in the League. He now has 44 career GWG and is behind only Markus Naslund (49) in franchise history.

## ON THE PLUS SIDE

Christian Ehrhoff and Daniel Sedin finished the season with a plus/minus ranking of +36. Ehrhoff and Sedin have established a new single season franchise record in this category, surpassing the previous high of +35 held by Pavel Bure (1992.93) and Marek Malik (2003.04). Ehrhoff and Sedin ranked tied for fifth for the best plus/minus rating in the League this season.

## SETTING THE RECORD STRAIGHT

A total of 15 Canucks have surpassed season highs in the 2009-10 season. The new highs are bolded and listed below.

	GP	G	A	PTS	+/-	PIM
Andrew Alberts	76	<b>3</b>	9	12	6	87
Alex Burrows	82	<b>35</b>	<b>32</b>	<b>67</b>	<b>34</b>	121
Alex Edler	76	5	<b>37</b>	<b>42</b>	E	40
Christian Ehrhoff	80	<b>14</b>	30	<b>44</b>	<b>36</b>	42
Tanner Glass	<b>67</b>	<b>4</b>	<b>7</b>	<b>11</b>	<b>5</b>	<b>115</b>
Jannik Hansen	47	<b>9</b>	6	15	-5	18
Ryan Kesler	82	25	<b>50</b>	<b>75</b>	1	<b>104</b>
Willie Mitchell	48	<b>4</b>	8	12	13	48
Mason Raymond	<b>82</b>	<b>25</b>	<b>28</b>	<b>53</b>	E	<b>48</b>
Aaron Rome	<b>49</b>	0	<b>4</b>	<b>4</b>	-2	24
Rick Rypien	<b>69</b>	<b>4</b>	<b>4</b>	<b>8</b>	-3	<b>126</b>
Mikael Samuelsson	74	<b>30</b>	23	<b>53</b>	<b>10</b>	<b>64</b>
Daniel Sedin	63	29	<b>56</b>	<b>85</b>	<b>36</b>	28
Henrik Sedin	82	<b>29</b>	<b>83</b>	<b>112</b>	<b>35</b>	48
Kyle Wellwood	75	14	11	25	<b>6</b>	12

## TWIN THREAT

Despite a difference in points and games played between the Sedins there is one aspect of their game where they are similarly aligned. The brothers have each produced League-leading point-per-game averages this season; Henrik ranked second overall with 1.37 points per game and Daniel sat third averaging 1.35 points a game. Alexander Ovechkin led the League, maintaining a 1.51 point per game pace.

## COMEBACK CANUCKS

Vancouver led the NHL in comeback wins when trailing after two periods in 2009.10 with a total of 11 wins. The previous franchise record was seven, set during the 1984.85 and 2003.04 seasons. The Canucks were within one win of tying the League record (12), set by Dallas in the 2005.06 season (stat courtesy of Elias Sports Bureau).

## WORKING OVERTIME

Sami Salo notched his sixth career overtime winning goal, Apr. 4/10 vs MIN. He is tied for fifth in League history for most overtime goals scored by a defenceman. Scott Niedermayer leads the way with 12.



## OLYMPIC METTLE

The Vancouver Canucks were well represented at the 2010 Winter Olympic Games in Vancouver with seven Canucks playing for their respective countries: Roberto Luongo (Canada), Ryan Kesler (USA), Sami Salo (Finland), Pavol Demitra (Slovakia), Christian Ehrhoff (Germany), Daniel Sedin (Sweden) and Henrik Sedin (Sweden). Four of the seven Canucks participating in the Olympics played for a medal with their prospective teams. No other NHL team had Olympians on all four teams in medal contention. Roberto Luongo won gold, Ryan Kesler won silver and Sami Salo won bronze.

Roberto Luongo helped secure Canada's first gold medal in men's hockey on Canadian soil. His 34-save performance made him the first and only NHL player to win gold in his home NHL arena. Luongo now has gold medals with Canada in the World Championships, World Cup and Winter Olympics.

Pavol Demitra led all scorers in the Olympic tournament with 10 points (3-7-10) in seven games. Demitra was named to the tournament all-star team. His efforts helped Team Slovakia to its first ever berth into an Olympic medal game since joining the IIHF in 1994. The Slovaks were ranked ninth entering the tournament and have now improved to eighth overall.

## HITTING THE ROAD

The Canucks finished the longest road trip in League history, Mar. 10th at Phoenix. Their 14 consecutive games played on the road surpassed the previous record of 11 set by Calgary (Feb. 3-28, 1988) and Philadelphia (Dec. 23, 2005 – Jan. 12, 2006). The Canucks longest road trip in franchise history prior to this season was 8 (Feb. 21-Mar. 5, 1975). In total, the Canucks traveled 20,577km (12,861 Miles) by air across three different time zones. Vancouver played eight games on the road prior to the Olympics and six games following without playing a home game over a span of 42 days. The Canucks finished 8-5-1.

## PROLIFIC SCORING

On January 7th, Alex Burrows became the first NHL player to record back-to-back hat tricks in successive games since Ilya Kovalchuk (Nov. 1st & 3rd, 2007). Burrows is the third player to record back-to-back hat tricks in franchise history (Petri Skriko – Nov. 18th & 21st [four goals], 1986, Bobby Schmautz – Nov. 17th & 19th [four goals], 1972). The Canucks have produced back-to-back hat tricks a total of five times in franchise history. Burrows has now scored three career hat tricks.

## MILESTONE OUTING

On January 7th versus the Phoenix Coyotes, Roberto Luongo posted the 50th shut-out of his career. Alex Burrows scored his second hat trick in as many games, Mikael Samuelsson netted his 100th career goal while Steve Bernier and Kyle Wellwood each played their 300th career NHL games. The win was Vancouver's fourth consecutive, a season high, stretching the club's undefeated streak to eight games (7-0-1). The only other game in franchise history where both a shutout and hat trick were recorded was November 18, 1986 vs Calgary, when Richard Brodeur stopped every shot and Petri Skriko scored three goals.

## IT'S A SELLOUT!

The Vancouver Canucks are supported by the League's best fans. Seven years ago, on November 14, 2002, the streak began and now the club's sellout record currently stands at 302 consecutive games. The capacity at General Motors Place is 18,810.

## VANCOUVER'S 2009.10 RECORD WHEN...

Score 4+ Goals: 32-1-0  
 Score 3 Goals or Less: 17-26-5  
 Allow 4+ Goals: 2-15-3  
 Allow 3 Goals or Less: 47-12-2  
 On 0 Days Rest: 10-3-1  
 On 1 Days Rest: 26-16-4

On 2+ Days Rest: 13-8-0  
 Score a PPG: 32-12-1  
 Give up a PPG: 18-22-1  
 20+ Shots on Goal: 48-27-5  
 Less than 20 Shots: 1-0-0  
 Outshooting Opponents: 25-20-3  
 Outshot by Opponents: 21-7-2

## VANCOUVER CANUCKS FRANCHISE NUMBERS

	1970 to 2009	2009.10	TOTAL
GAMES PLAYED	3035	82	3117
POINTS	2828	103	2931
WINS	1201	49	1250
GOALS FOR	9595	272	9867

## MOLSON CUP

Henrik Sedin won the Molson Cup for the 2009.10 season with a total of 115 points. Below is a breakdown of the final standings and monthly winners.

PLAYER	2009.10 STANDINGS
Henrik Sedin	115 points
Roberto Luongo	95 points
Ryan Kesler	80 points
Daniel Sedin	75 points
Mason Raymond	40 points
Alex Burrows	40 points
Christian Ehrhoff	25 points
Andrew Raycroft	25 points
Mikael Samuelsson	20 points
Kyle Wellwood	20 points
Sami Salo	15 points
Alex Edler	15 points
Shane O'Brien	15 points
Jannik Hansen	15 points
Michael Grabner	10 points
Cory Schneider	5 points
Willie Mitchell	5 points
Steve Bernier	5 points
Brad Lukowich	5 points
Pavol Demitra	5 points
Nolan Baumgartner	5 points
Kevin Bieksa	5 points

## MONTHLY WINNERS:

**March** – Henrik Sedin; **February** – Roberto Luongo; **January** – Roberto Luongo; **December** – Henrik Sedin; **November** – Ryan Kesler; **October** – Henrik Sedin

## AWARD SEASON

The Vancouver Canucks were presented with their team awards prior to the final game of the regular season on April 10, 2010 vs Calgary. The following is a breakdown of the 2009.10 winners.

Cyclone Taylor – “Most Valuable Player”:	Henrik Sedin
Walter (Babe) Pratt – “Best Defenceman”:	Christian Ehrhoff
Most Exciting Player:	Alex Burrows
Fred J. Hume – “Unsung Hero”:	Mason Raymond
Molson Cup Trophy:	Henrik Sedin
Cyrus McLean – “Leading Scorer”:	Henrik Sedin

		RESULT				RECORD			SHOTS		GW/GD GOAL	GOALTENDERS		
#	DATE		OPP	RES	SCORE	W	L	O	VAN	OPP	SCORER	WIN	LOSS	ATTENDANCE
1	Oct 1	A	CGY	L	3-5	0	1	0	42	23	Prust	Kiprusoff	Luongo	19,289
2	Oct 3	A	COL	L	0-3	0	2	0	35	27	Wolski	Anderson	Luongo	13,416
3	Oct 5	H	CBJ	L	3-5	0	3	0	43	24	Filatov	Mason	Luongo	18,810
4	Oct 7	H	MTL	W	7-1	1	3	0	35	28	Raymond	Luongo	Price	18,810
5	Oct 11	H	DAL	W (SO)	4-3	2	3	0	25	35	Wellwood	Luongo	Turco (OT)	18,810
6	Oct 16	A	CGY	L	3-5	2	4	0	29	24	Boyd	Kiprusoff	Luongo	19,289
7	Oct 17	H	MIN	W	2-1	3	4	0	39	18	Samuelsson	Luongo	Backstrom	18,810
8	Oct 19	A	EDM	L	1-2	3	5	0	40	29	Gagner	Khabibulin	Luongo	16,839
9	Oct 21	A	CHI	W	3-2	4	5	0	31	20	Samuelsson	Luongo	Niemi	20,077
10	Oct 24	H	TOR	W	3-1	5	5	0	25	36	Kesler	Luongo	MacDonald	18,810
11	Oct 25	H	EDM	W	2-0	6	5	0	29	27	Grabner	Luongo	Deslauriers	18,810
12	Oct 27	H	DET	L	4-5	6	6	0	26	42	Williams	Howard	Luongo	18,810
13	Oct 29	A	LA	W (SO)	2-1	7	6	0	15	31	Samuelsson	Raycroft	Quick (OT)	16,838
14	Oct 30	A	ANA	L	2-7	7	7	0	38	34	Brown	Hiller	Raycroft	14,756
15	Nov 1	H	COL	W	3-0	8	7	0	20	18	Raymond	Raycroft	Anderson	18,810
16	Nov 3	H	NYR	W	4-1	9	7	0	30	23	Rypien	Raycroft	Lundqvist	18,810
17	Nov 5	A	MIN	W	5-2	10	7	0	22	30	H. Sedin	Raycroft	Backstrom	18,105
18	Nov 6	A	DAL	L	1-2	10	8	0	33	47	Morrow	Turco	Schneider	17,235
19	Nov 10	A	STL	L	1-6	10	9	0	23	30	Perron	Mason	Raycroft	17,175
20	Nov 12	A	DET	L	1-3	10	10	0	32	29	Zetterberg	Howard	Luongo	20,066
21	Nov 14	A	COL	W	8-2	11	10	0	30	34	Hansen	Luongo	Anderson	15,823
22	Nov 20	H	COL	W	5-2	12	10	0	27	24	H. Sedin	Luongo	Anderson	18,810
23	Nov 22	H	CHI	L	0-1	12	11	0	30	17	Bickell	Niemi	Luongo	18,810
24	Nov 26	H	LA	W	4-1	13	11	0	34	32	H. Sedin	Luongo	Quick	18,810
25	Nov 28	H	EDM	W	7-3	14	11	0	35	34	D. Sedin	Luongo	Deslauriers	18,810
26	Nov 29	H	SJ	L	2-4	14	12	0	27	30	Malhotra	Nabokov	Luongo	18,810
27	Dec 2	A	NJ	W	5-2	15	12	0	26	29	D. Sedin	Luongo	Brodeur	13,586
28	Dec 3	A	PHI	W	3-0	16	12	0	29	38	Mitchell	Luongo	Boucher	18,892
29	Dec 5	A	CAR	L	3-5	16	13	0	36	28	Cole	Legace	Raycroft	14,990
30	Dec 8	A	NSH	L	2-4	16	14	0	36	26	Hornqvist	Rinne	Luongo	12,565
31	Dec 10	H	ATL	W	4-2	17	14	0	38	24	D. Sedin	Luongo	Pavelec	18,810
32	Dec 12	H	MIN	W	4-3	18	14	0	29	41	Kesler	Luongo	Harding	18,810
33	Dec 14	H	LA	W	3-1	19	14	0	28	25	Salo	Luongo	Quick	18,810
34	Dec 16	H	ANA	L	2-3	19	15	0	30	34	Koivu	Hiller	Luongo	18,810
35	Dec 18	H	WSH	W	3-2	20	15	0	20	27	Raymond	Luongo	Theodore	18,810
36	Dec 20	H	STL	L	1-3	20	16	0	30	26	Backes	Conklin	Luongo	18,810
37	Dec 22	H	NSH	W	4-1	21	16	0	36	21	D. Sedin	Luongo	Ellis	18,810
38	Dec 26	H	EDM	W	4-1	22	16	0	28	25	Kesler	Luongo	Deslauriers	18,810
39	Dec 27	A	CGY	W	5-1	23	16	0	29	30	Wellwood	Luongo	Kiprusoff	19,289
40	Dec 29	A	PHX	O (SO)	2-3	23	16	1	30	25	Korpikoski (GDG)	Labarbera	Luongo (OT)	13,976
41	Dec 31	A	STL	W (OT)	4-3	24	16	1	30	25	Ehrhoff	Luongo	Mason (OT)	19,150



		RESULT				RECORD			SHOTS		GW/GD GOAL	GOALTENDERS		
#	DATE	OPP	RES	SCORE	W	L	O	VAN	OPP	SCORER	WIN	LOSS	ATTENDANCE	
42	Jan 2	A DAL	W	3-1	25	16	1	27	32	D. Sedin	Luongo	Turco	17,059	
43	Jan 5	H CBJ	W	7-3	26	16	1	24	32	H. Sedin	Luongo	Mason	18,810	
44	Jan 7	H PHX	W	4-0	27	16	1	24	31	Burrows	Luongo	Bryzgalov	18,810	
45	Jan 9	H CGY	O (SO)	2-3	27	16	2	21	40	Lundmark (GDG)	Kiprusoff	Luongo (OT)	18,810	
46	Jan 11	H NSH	L	2-3	27	17	2	32	25	Weber	Ellis	Luongo	18,810	
47	Jan 13	A MIN	L	2-5	27	18	2	31	22	Miettinen	Backstrom	Luongo	18,356	
48	Jan 16	H PIT	W	6-2	28	18	2	27	24	Samuelsson	Luongo	Curry	18,810	
49	Jan 20	A EDM	W (OT)	3-2	29	18	2	29	33	D. Sedin	Luongo	Dubnyk (OT)	16,839	
50	Jan 21	H DAL	W	4-3	30	18	2	23	23	Wellwood	Luongo	Auld	18,810	
51	Jan 23	H CHI	W	5-1	31	18	2	28	44	H. Sedin	Luongo	Niemi	18,810	
52	Jan 25	H BUF	W	3-2	32	18	2	25	32	Lukowich	Luongo	Miller	18,810	
53	Jan 27	H STL	W	3-2	33	18	2	34	27	Ehrhoff	Luongo	Conklin	18,810	
54	Jan 30	A TOR	W	5-3	34	18	2	36	21	D. Sedin	Raycroft	Toskala	19,534	
55	Feb 2	A MTL	L	2-3	34	19	2	47	28	Plekanec	Halak	Luongo	21,273	
56	Feb 4	A OTT	L	1-3	34	20	2	30	21	Spezza	Elliott	Raycroft	18,803	
57	Feb 6	A BOS	W (SO)	3-2	35	20	2	31	43	Demitra (GDG)	Luongo	Rask (OT)	17,565	
58	Feb 9	A TB	L	1-3	35	21	2	40	19	St. Louis	Niittymaki	Luongo	14,226	
59	Feb 11	A FLA	W	3-0	36	21	2	35	31	Burrows	Luongo	Vokoun	13,787	
60	Feb 12	A CBJ	W	4-3	37	21	2	35	35	Samuelsson	Raycroft	Mason	16,564	
61	Feb 14	A MIN	L	2-6	37	22	2	29	41	Zidlicky	Backstrom	Luongo	19,342	
62	Mar 2	A CBJ	W (OT)	4-3	38	22	2	31	30	Ehrhoff	Raycroft	Mason (OT)	14,513	
63	Mar 3	A DET	W	6-3	39	22	2	33	31	Salo	Luongo	Howard	19,536	
64	Mar 5	A CHI	L	3-6	39	23	2	23	24	Versteeg	Huet	Luongo	22,235	
65	Mar 7	A NSH	W	4-2	40	23	2	28	35	Hansen	Luongo	Rinne	16,096	
66	Mar 9	A COL	W	6-4	41	23	2	32	27	Hansen	Luongo	Anderson	12,861	
67	Mar 10	A PHX	O (SO)	3-4	41	23	3	39	34	Aucoin (GDG)	Bryzgalov	Raycroft (OT)	15,883	
68	Mar 13	H OTT	W	5-1	42	23	3	35	14	Burrows	Luongo	Leclaire	18,810	
69	Mar 14	H CGY	W	3-1	43	23	3	28	33	Kesler	Luongo	Kiprusoff	18,810	
70	Mar 16	H NYI	L	2-5	43	24	3	37	20	Moulson	Roloson	Luongo	18,810	
71	Mar 18	H SJ	W	3-2	44	24	3	26	34	Johnson	Luongo	Nabokov	18,810	
72	Mar 20	H DET	O (OT)	3-4	44	24	4	32	54	Zetterberg	Howard	Luongo (OT)	18,810	
73	Mar 23	A EDM	L	2-3	44	25	4	33	22	Cogliano	Deslauriers	Luongo	16,839	
74	Mar 24	H ANA	W	4-1	45	25	4	30	31	D. Sedin	Raycroft	Hiller	18,810	
75	Mar 27	A at SJ	L	2-4	45	26	4	37	30	Pavelski	Nabokov	Luongo	17,562	
76	Mar 30	H PHX	W	4-1	46	26	4	29	33	Raymond	Luongo	Bryzgalov	18,810	
77	Apr 1	A at LA	L	3-8	46	27	4	30	29	Stoll	Bernier	Luongo	18,118	
78	Apr 2	A at ANA	W (SO)	5-4	47	27	4	40	34	Demitra (GDG)	Raycroft	McElhinney (OT)	16,534	
79	Apr 4	H MIN	W (OT)	4-3	48	27	4	40	27	Salo	Luongo	Backstrom	18,810	
80	Apr 6	H COL	O (SO)	3-4	48	27	5	32	31	Duchene (GDG)	Anderson	Luongo (OT)	18,810	
81	Apr 8	A at SJ	L	2-4	48	28	5	32	31	Thornton	Nabokov	Raycroft	17,562	
82	Apr 10	H CGY	W	7-3	49	28	5	29	41	Kesler	Luongo	Kiprusoff	18,810	

# CUMULATIVE GAME STATISTICS

THROUGH GAMES OF:				GOALS		SHOTS		POWER PLAY			PENALTY KILLING			PENALTIES		
#	DATE	OPP	RES	GF	GA	FOR	OPP	PP	CUM	%	PK	CUM	%	PIM	CUM	AVG
1	Oct 1	@ CGY	L	3	5	42	23	2/4	2/4	.500	1/3	1/3	.333	10	10	10
2	Oct 3	@ COL	L	3	8	77	50	0/3	2/7	.286	4/6	5/9	.556	24	34	17
3	Oct 5	CBJ	L	6	13	120	74	0/3	2/10	.200	2/3	7/12	.583	8	42	14
4	Oct 7	MTL	W	13	14	155	102	3/5	5/15	.333	3/4	10/16	.625	15	57	14.25
5	Oct 11	DAL	W (SO)	17	17	180	137	2/4	7/19	.368	4/5	14/21	.667	10	67	13.4
6	Oct 16	@ CGY	L	20	22	209	161	2/5	9/24	.375	5/6	19/27	.704	27	94	15.7
7	Oct 17	MIN	W	22	23	248	179	0/5	9/29	.310	4/4	23/31	.742	8	102	14.6
8	Oct 19	@ EDM	L	23	25	288	208	0/5	9/34	.265	3/3	26/34	.765	11	113	14.1
9	Oct 21	@ CHI	W	26	27	319	228	2/6	11/40	.275	4/4	30/38	.789	10	123	13.7
10	Oct 24	TOR	W	29	28	344	264	2/7	13/47	.277	2/3	32/41	.780	13	136	13.6
11	Oct 25	EDM	W	31	28	373	291	1/4	14/51	.275	6/6	38/47	.809	17	153	13.9
12	Oct 27	DET	L	35	33	399	333	2/4	16/55	.291	1/3	39/50	.780	11	164	13.7
13	Oct 29	@ LA	W (SO)	37	34	414	364	0/2	16/57	.281	3/3	42/53	.792	8	172	13.2
14	Oct 30	@ ANA	L	39	41	452	398	1/4	17/61	.279	0/2	42/55	.764	4	176	12.6
15	Nov 1	COL	W	42	41	472	416	0/3	17/64	.266	2/2	44/57	.772	8	184	12.3
16	Nov 3	NYR	W	46	42	502	439	1/6	18/70	.257	5/5	49/62	.790	45	229	14.3
18	Nov 5	@ MIN	W	51	44	524	469	1/4	19/74	.257	5/5	54/67	.806	10	239	14.1
19	Nov 6	@ DAL	L	52	46	557	516	0/2	19/76	.250	2/3	56/70	.800	6	245	13.6
20	Nov 10	@ STL	L	53	52	580	546	0/4	19/80	.238	5/7	61/77	.792	68	313	16.5
21	Nov 12	@ DET	L	54	55	612	575	1/5	20/85	.235	1/2	62/79	.785	11	324	16.2
22	Nov 14	@ COL	W	62	57	642	609	1/6	21/91	.231	4/5	66/84	.786	21	345	16.4
23	Nov 20	COL	W	67	59	669	633	2/4	23/95	.242	2/4	68/88	.773	23	368	17.5
24	Nov 22	CHI	L	67	60	699	650	0/2	23/97	.237	1/1	69/89	.775	13	381	16.6
25	Nov 26	LA	W	71	61	733	682	0/5	23/102	.225	4/4	73/93	.785	10	391	16.3
26	Nov 28	EDM	W	78	64	768	716	4/5	27/107	.252	2/4	75/97	.773	17	408	16.3
27	Nov 29	SJ	L	80	68	795	746	0/4	27/111	.243	4/5	79/102	.775	10	418	16.1
27	Dec 2	@ NJ	W	85	70	821	775	0/1	27/112	.241	2/2	81/104	.779	8	426	15.8
28	Dec 3	@ PHI	W	88	70	850	813	0/4	27/116	.233	5/5	86/109	.789	22	448	16
29	Dec 5	@ CAR	L	91	75	886	841	0/3	27/119	.227	1/2	87/111	.784	4	452	15.6
30	Dec 8	@ NSH	L	93	79	922	867	1/4	28/123	.228	3/5	90/116	.776	14	466	15.5
31	Dec 10	ATL	W	97	81	960	891	0/2	28/125	.224	3/4	93/120	.775	20	486	15.7
32	Dec 12	MIN	W	101	84	989	932	3/5	31/130	.238	4/4	97/124	.782	8	494	15.4
33	Dec 14	LA	W	104	85	1017	957	1/5	32/135	.237	5/5	102/129	.791	12	506	15.3
34	Dec 16	ANA	L	106	88	1047	991	0/5	32/140	.229	3/4	105/133	.789	20	526	15.5
35	Dec 18	WSH	W	109	90	1067	1018	1/3	33/143	.231	4/4	109/137	.796	8	534	15.3
36	Dec 20	STL	L	110	93	1097	1044	0/4	33/147	.224	2/3	111/140	.793	8	542	15.1
37	Dec 22	NSH	W	114	94	1133	1065	1/3	34/150	.227	2/2	113/142	.796	9	551	14.9
38	Dec 26	EDM	W	118	95	1161	1090	2/6	36/156	.231	3/3	116/145	.800	11	562	14.8
39	Dec 27	@ CGY	W	123	96	1190	1120	1/7	37/163	.227	4/4	120/149	.805	32	594	15.2
40	Dec 29	@ PHX	O (SO)	125	99	1220	1145	0/4	37/167	.222	3/4	123/153	.804	8	602	15.1
41	Dec 31	@ STL	W (OT)	129	102	1250	1170	1/9	38/176	.216	4/5	127/158	.804	39	641	15.6

## CUMULATIVE

## GAME STATISTICS

THROUGH GAMES OF:				GOALS		SHOTS		POWER PLAY			PENALTY KILLING			PENALTIES		
#	DATE	OPP	RES	GF	GA	FOR	OPP	PP	CUM	%	PK	CUM	%	PIM	CUM	AVG
42	Jan 2	@ DAL	W	132	103	1277	1202	1/2	39/178	.219	2/2	129/160	.806	9	650	15.5
43	Jan 5	CBJ	W	139	106	1301	1234	1/3	40/181	.221	5/5	134/165	.812	10	660	15.3
44	Jan 7	PHX	W	143	106	1325	1265	0/1	40/182	.220	5/5	139/170	.818	20	680	15.5
45	Jan 9	CGY	O (SO)	145	109	1346	1305	0/2	40/184	.217	3/3	142/173	.821	28	708	15.7
46	Jan 11	NSH	L	147	112	1378	1330	1/4	41/188	.218	6/8	148/181	.818	26	734	16.0
47	Jan 13	@ MIN	L	149	117	1409	1352	1/4	42/192	.219	4/5	152/186	.817	39	773	16.4
48	Jan 16	PIT	W	155	119	1436	1376	1/6	43/198	.217	3/3	155/189	.820	12	785	16.4
49	Jan 20	@ EDM	W (OT)	158	121	1465	1409	3/4	46/202	.228	2/3	157/192	.818	10	795	16.2
50	Jan 21	DAL	W	162	124	1488	1432	0/3	46/205	.224	2/2	159/194	.820	9	804	16.1
51	Jan 23	CHI	W	167	125	1516	1476	0/1	46/206	.223	4/4	163/198	.823	17	821	16.1
52	Jan 25	BUF	W	170	127	1541	1508	0/3	46/209	.220	0/1	163/199	.819	2	823	15.8
53	Jan 27	STL	W	173	129	1575	1535	1/5	47/214	.220	1/2	164/201	.816	8	831	15.7
54	Jan 30	@ TOR	W	178	132	1611	1556	0/6	47/220	.214	4/5	168/206	.816	15	846	15.7
55	Feb 2	@ MTL	L	180	135	1658	1584	2/5	49/225	.218	3/3	171/209	.818	10	856	15.6
56	Feb 4	@ OTT	L	181	138	1688	1605	1/3	50/228	.219	2/3	173/212	.816	16	872	15.6
57	Feb 6	@ BOS	W (SO)	184	140	1719	1648	0/5	50/233	.215	4/6	177/218	.812	17	889	15.6
58	Feb 9	@ TB	L	185	143	1759	1667	1/5	51/238	.214	4/5	181/223	.812	15	904	15.6
59	Feb 11	@ FLA	W	188	143	1794	1698	1/6	52/244	.213	7/7	188/230	.817	19	923	15.6
60	Feb 12	@ CBJ	W	192	146	1829	1733	1/5	53/249	.213	2/2	190/232	.819	4	927	15.5
61	Feb 14	@ MIN	L	194	152	1858	1774	0/1	53/250	.212	3/7	193/239	.808	36	963	15.8
62	Mar 2	@ CBJ	W (OT)	198	155	1889	1804	1/4	54/254	.213	6/6	199/245	.812	16	979	15.8
63	Mar 3	@ DET	W	204	158	1922	1835	2/4	56/258	.217	1/2	200/247	.810	6	985	15.6
64	Mar 5	@ CHI	L	207	164	1945	1859	0/4	56/262	.214	6/7	206/254	.811	28	1013	15.8
65	Mar 7	@ NSH	W	211	166	1973	1894	0/1	56/263	.213	1/2	207/256	.809	9	1022	15.7
66	Mar 9	@ COL	W	217	170	2005	1921	1/3	57/266	.214	1/2	208/258	.806	9	1031	15.6
67	Mar 10	@ PHX	O (SO)	220	174	2044	1955	0/4	57/270	.211	3/3	211/261	.808	10	1041	15.5
68	Mar 13	OTT	W	225	175	2079	1969	2/6	59/276	.214	2/2	213/263	.810	11	1052	15.5
69	Mar 14	CGY	W	228	176	2107	2002	1/6	60/282	.213	5/5	218/268	.813	14	1066	15.4
70	Mar 16	NYI	L	230	181	2144	2022	0/2	60/284	.211	3/4	221/272	.813	8	1074	15.3
71	Mar 18	SJ	W	233	183	2170	2056	2/3	62/287	.216	2/2	223/274	.813	6	1080	15.2
72	Mar 20	DET	O (OT)	236	187	2202	2110	0/2	62/289	.215	2/2	225/276	.815	4	1084	15.1
73	Mar 23	@ EDM	L	238	190	2235	2132	0/3	62/292	.212	2/2	227/278	.817	4	1088	14.9
74	Mar 24	ANA	W	242	191	2265	2163	1/2	63/294	.214	4/4	231/282	.819	33	1121	15.1
75	Mar 27	@ SJ	L	244	195	2302	2193	1/4	64/298	.215	2-3	233/285	.818	6	1127	15.0
76	Mar 30	PHX	W	248	196	2331	2226	0-3	64/301	.213	4-5	237/290	.817	25	1152	15.2
77	Apr 1	@ LA	L	251	204	2361	2255	1-3	65/304	.214	3-5	240/295	.814	25	1177	15.3
78	Apr 2	@ ANA	W (SO)	256	208	2401	2289	0-4	65/308	.211	5-8	245/303	.809	21	1198	15.4
79	Apr 4	MIN	W (OT)	260	211	2441	2316	2-7	67/315	.213	7-8	252/311	.810	16	1214	15.4
80	Apr 6	COL	O (SO)	263	215	2473	2347	1-1	68/316	.215	1-1	253/312	.811	6	1220	15.3
81	Apr 8	@ SJ	L	265	219	2505	2378	0-5	68/321	.212	6-6	259/318	.814	38	1258	15.5
82	Apr 10	CGY	W	272	222	2534	2419	0-4	68/325	.209	2-2	261/320	.816	11	1269	15.5



## 2009.10 VANCOUVER CANUCKS FINAL TEAM NOTES

Overall record	49-28-5
Home record	30-8-3
Road record	19-20-2
Last 5 games	3-1-1
Last 10 games	5-4-1
Overtime record (this season)	8-5
Overtime record (all-time)	116-102-219
Shootout record (this season)	4-4
Shootout record (all-time)	22-28
1-goal game record	17-8-5
2-goal game record	9-12
3-goal game record	23-8
Scoring first	31-7-1
Opponent scoring first	18-21-4
Leading after 1 period	26-4-1
Trailing after 1 period	10-17-1
Tied after 1 period	13-7-3
Leading after 2 periods	32-1-0
Trailing after 2 periods	11-21-3
Tied after 2 periods	6-6-2
Outshooting opponents	24-21-3
Outshot by opponents	23-7-2
Even shots	2-0-0

vs Western Conference	36-23-5
vs Central	10-9-1
vs Pacific	11-7-2
vs Northwest	15-7-2

vs Eastern Conference	13-5-0
vs Northeast	6-2-0
vs Atlantic	4-1-0
vs Southeast	3-2-0

## MONTH BY MONTH RECORD W-L-O POINTS

October	7-7-0	14
November	7-5-0	14
December	10-4-1	21
January	10-2-1	21
February	3-4-0	6
March	9-4-2	20
April	3-2-1	7
<b>Totals</b>	<b>49-28-5</b>	<b>103</b>

GOALS BY PERIOD	1	2	3	OT	T	AVG
<b>CANUCKS</b>	<b>87</b>	<b>76</b>	<b>101</b>	<b>4</b>	<b>264</b>	<b>3.22</b>
Opponents	85	71	61	1	218	2.66

SHOTS BY PERIOD	1	2	3	OT	T	AVG
<b>CANUCKS</b>	<b>852</b>	<b>826</b>	<b>825</b>	<b>31</b>	<b>2534</b>	<b>30.9</b>
Opponents	777	822	793	27	2419	29.5

POWER PLAY	G	ATT	PCT
Overall	68	325	20.9% (6th NHL)
Home	38	158	24.0% (3rd NHL)
Road	30	167	18.0% (11th NHL)
6 SHORTHANDED GOALS ALLOWED (T-11th NHL)			

PENALTY KILLING	G	TSH	PCT
Overall	59	320	81.6% (18th NHL)
Home	21	150	86.0% (4th NHL)
Road	38	170	77.6% (23rd NHL)
9 SHORTHANDED GOALS SCORED (T-2nd NHL)			

## PENALTIES

GP	MIN	AVG/RANK
82	1269	15.5 (26th NHL)

## SITUATIONAL GOALS FOR &amp; AGAINST

	For	Against
5 on 5	174	140
5 on 4	59	6
5 on 3	5	0
4 on 4	5	6
4 on 3	5	0
3 on 3	0	0
3 on 4	0	2
3 on 5	0	1
4 on 5	9	56
Empty net	11	7
Penalty shot	0	0
<b>Totals</b>	<b>268</b>	<b>218</b>

## INDIVIDUAL LEADERS

Points	H. Sedin (112), D. Sedin (85), Kesler (75)
Goals	Burrows (35), Samuelsson (30), H. Sedin (29), D. Sedin (29)
Assists	H. Sedin (83), D. Sedin (56), Kesler (50)
PPG	Kesler (12), D. Sedin (8), Raymond (8)
SHG	Burrows (5), H. Sedin (2), Kesler (1), Hansen (1)
GWG	D. Sedin (8), Kesler (5), H. Sedin (5)
3+ goals	Burrows (2), D. Sedin (2), H. Sedin, Samuelsson, Raymond, Grabner
PIM	Hordichuk (142), Rypien (126), Burrows (121)
Shots	D. Sedin (225), Samuelsson (219), Raymond (217)
Plus/Minus	D. Sedin (+36), Ehrhoff (+36), H. Sedin (+35)

## GOALTENDERS

	GPI	MIN	GA	AVG	W	L	OT/SO
Roberto Luongo	68	3899	167	2.57	40	22	4
Andrew Raycroft	21	967	39	2.42	9	5	1
Cory Schneider	2	79	5	3.80	0	1	0

## CANUCKS SPECIAL TEAMS SCORING

POWER PLAY	G	A	PTS
Henrik Sedin	4	23	27
Ryan Kesler	12	14	26
Christian Ehrhoff	6	17	23
Daniel Sedin	8	13	21
Alex Edler	2	17	19
Mason Raymond	8	10	18
Mikael Samuelsson	7	7	14
Sami Salo	6	7	13
Pavol Demitra	1	7	8
Kevin Bieksa	1	6	7
Alex Burrows	4	2	6
Kyle Wellwood	3	2	5
Michael Grabner	2	3	5
Steve Bernier	3	1	4
Mathieu Schneider	1	1	2

SHORTHANDED	G	A	PTS
Alex Burrows	5	2	7
Ryan Kesler	1	2	3
Henrik Sedin	2	0	2
Sami Salo	0	2	2
Jannik Hansen	1	0	1
Willie Mitchell	0	1	1
Shane O'Brien	0	1	1

## CANUCKS MOST—ONE PERIOD

Goals	5, Nov. 28/09 vs EDM, first period.
Goals Allowed	5, Mar. 5/10 @ CHI, first period.
Shots	22, Oct. 30/09 @ ANA, third period.
Shots Allowed	22, Nov. 6/09 @ DAL, first period.

## CANUCKS FEWEST—ONE PERIOD

Shots	0, Mar. 14/10 vs CGY, third period
Shots Allowed	2, Mar. 13/10 vs OTT, first period

## CANUCKS MOST—ONE GAME

Goals	8, Nov. 14/09 @ COL
Goals Allowed	8, Apr. 1/10 @ LA
Shots	47, Feb. 2/10 @ MTL
Shots Allowed	54, Mar. 20/10 vs DET (OTL)
Penalty Mins.	68, Nov. 10/09 @ STL
Penalty Mins. Opp	58, Apr. 8/10 @ SJ

## CANUCKS FEWEST—ONE GAME

Goals	0, (Twice, latest Nov. 22/09 vs CHI)
Goals Allowed	0, (Five times, latest Feb. 11/10 @ FLA)
Shots	15, Oct. 29/09 @ LA
Shots allowed	14, Mar. 13/10 vs OTT
Penalty Mins.	2, Jan. 25/10 vs BUF
Penalty Mins. Opp	4, (Three times, latest Mar. 20/10 vs DET)

## CANUCKS LARGEST—ONE GAME

Margin of victory	6, (Two times, most recent Nov. 14/09 @ COL, 8-2)
Margin of defeat	5, (Three times, most recent Apr. 1/10 @ LA, 8-3)

## CANUCKS LONGEST—SEASON

### Winning Streak

Home	5, (Two times, most recent Jan. 16 – 27/10)
Road	3, Nov. 14 – Dec. 3/09
Overall	7, Jan. 16 – 30/10

### Losing Streak

Home	1, Multiple times
Road	4, Oct. 1 – 19/09
Overall	3, two times, most recent Jan. 9 – 13/10

### Individual most—One game

Goals	3, Eight times: Henrik Sedin (Nov. 14/09 @ COL), Daniel Sedin (2x: Dec. 10/09 vs ATL, Apr. 10/10 vs CGY), Mason Raymond (Dec. 27/09 @ CGY), Alex Burrows (2x: Jan. 5/10 vs CBJ, Jan. 7/10 vs PHX), Mikael Samuelsson (Mar. 9/10 @ COL), Michael Grabner (Apr. 2/10 @ ANA)
Goals Allowed	3, Four times, David Perron, Nov. 10/09 @ STL, Erik Cole, Dec. 5/09 @ CAR, Martin Erat Dec. 8/09 @ NSH, Dustin Brown, Apr. 1/10 @ LA
Assists	4, Henrik Sedin, Apr. 10/10 vs CGY
Assists Allowed	3, Six times, Rick Nash, Oct. 5/09 vs CBJ, James Wisniewski, Oct. 30/09 @ ANA, Brad Boyes, Nov. 10/09 @ STL, Daniel Alfredsson, Feb. 4/10 @ OTT, John Tavares, Mar. 16/10 vs NYI, Patrick Marleau, Mar. 27/10 @ SJ
Points	4, Four times, Henrik Sedin (2-2-4) Oct. 7/09 vs MTL & (0-4-4) Apr. 10/10 vs CGY; Alex Burrows (2-2-4) Jan. 30/10 @ TOR; Mikael Samuelsson (3-1-4) Mar. 9 @ COL
Points Allowed	5, John Tavares (2-3-5), Mar. 16/10 vs NYI.
Saves	50, Roberto Luongo, Mar. 20/10 vs DET
Saves, Opponents	45, Jaroslav Halak, Feb. 2/10 @ MTL

### Individual Longest—Season

Goals Streak	6, Mikael Samuelsson (9-4-13), Mar. 3 – 13/10
Assist Streak	11, Daniel Sedin (3-14-17), Feb. 12 – Mar. 16/10
Points Streak	13, Ryan Kesler (6-9-15), Feb. 6 – Mar. 14/10

#41

# ANDREW ALBERTS

## 2009.10 HIGHLIGHTS

<b>MOST GOALS IN A GAME</b>	<b>1</b>
-----------------------------	----------

THREE TIMES – LATEST APR. 8/10 at SJ

<b>MOST ASSISTS IN A GAME</b>	<b>2</b>
-------------------------------	----------

TWICE – LATEST JAN. 30/10 vs CHI

<b>MOST POINTS IN A GAME</b>	<b>2</b>
------------------------------	----------

TWICE – LATEST JAN. 30/10 vs CHI: 0-2-0

<b>HAT TRICKS</b>	<b>0</b>
-------------------	----------

<b>GAME-WINNING GOALS</b>	<b>0</b>
---------------------------	----------

<b>POWER PLAY GOALS</b>	<b>0</b>
-------------------------	----------

<b>SHORTHANDED GOALS</b>	<b>0</b>
--------------------------	----------

<b>OVERTIME POINTS</b>	<b>0-0-0</b>
------------------------	--------------

<b>SHOOTOUT RECORD</b>	<b>0/0</b>
------------------------	------------

<b>PENALTY SHOT RECORD</b>	<b>0/0</b>
----------------------------	------------

DEFENCE	SHOOTS LEFT	6'5"	218 LBS	MINNEAPOLIS, MIN	JUN. 30, 1981
---------	-------------	------	---------	------------------	---------------



## 2009.10 SEASON IN REVIEW

Appeared in 76 games, recording 12 points (3-9-12) and 87 penalty minutes...Averaged 15:22 ice time per game...Split the season between Vancouver (1-1-2 in 14 games played) and Carolina (2-8-10 in 62 games played)...Ranked 5th among NHL defencemen with 222 in hits...Led the Hurricanes in plus/minus (+7) prior to joining the Canucks...Notched first goal as a Canuck, Apr. 8 at SJ...Appeared in his first game and recorded his first point (0-1-1) as a Canuck, Mar. 5/10 at CHI...Acquired on the NHL trade deadline by Vancouver in exchange for a third round pick in the 2010 NHL Entry Draft...Earned two assists, registered three hits, was (+2) and was named third star of the game, Jan. 30/10 vs CHI...Played his 300th NHL career game and registered six hits, Dec. 23/10 vs MTL...Matched his career high for most assists and points in a single game with a pair of assists, Dec. 18/10 at FLA...Recorded assists in consecutive games, Nov. 11-13/10...Registered his first point of the season (0-1-1), Nov. 6/10.

## CAREER HIGHLIGHTS

Will be making his Canucks Playoffs debut this postseason...Alberts appeared in his second NHL postseason and first with the Philadelphia Flyers in 2009...Posted one assist and 10 penalty minutes in six Eastern Conference Quarterfinal games against Pittsburgh...Was tied for fourth on the team in plus/minus in the postseason (+1) and led the team in hits (22) during the Flyers 2009 playoff run...Made his NHL postseason debut, skating in two Stanley Cup Playoff games for the Bruins in 2008...Represented the United States at the IIHF World Championships in 2006 and 2007...Recorded five points (1-4-5) in 16 Calder Cup playoff games for the AHL Providence Bruins in 2005.



			REGULAR SEASON					PLAYOFFS				
SEASON	CLUB	LEA	GP	G	A	PTS	PIM	GP	G	A	PTS	PIM
1999.00	Waterloo	USHL	49	2	2	4	55	4	0	0	0	10
2000.01	Waterloo	USHL	54	4	10	14	128	-	-	-	-	-
2001.02	Boston	NCAA	38	2	10	12	52	-	-	-	-	-
2002.03	Boston	NCAA	39	6	16	22	60	-	-	-	-	-
2003.04	Boston	NCAA	42	4	12	16	64	-	-	-	-	-
2004.05	Boston	NCAA	30	4	12	16	67	-	-	-	-	-
	Providence	AHL	8	0	0	0	16	16	1	4	5	40
2005.06	Boston	NHL	73	1	6	7	68	-	-	-	-	-
	Providence	AHL	6	0	1	1	7	-	-	-	-	-
2006.07	Boston	NHL	76	0	10	10	124	-	-	-	-	-
2007.08	Boston	NHL	35	0	2	2	39	2	0	0	0	0
2008.09	Philadelphia	NHL	79	1	12	13	61	6	0	1	1	10
2009.10	Carolina	NHL	62	2	8	10	74	-	-	-	-	-
	Vancouver	NHL	14	1	1	2	13	-	-	-	-	-
VANCOUVER TOTALS			14	1	1	2	13					
NHL TOTALS			339	5	39	44	379	8	0	1	1	10



## 2009.10 GAME BY GAME

Oct. 2	vs PHI	0-0	1/0	14:18	Dec. 7	@ PIT	1-0	1/0	13:14	Feb. 5	@ BUF	0-0	0/0	14:12
Oct. 3	@ BOS	0-0	0/-2	14:16	Dec. 9	@ NJ	0-0	1/0	14:44	Feb. 6	@ NYI	0-0	0/1	15:19
Oct. 6	vs TB	0-0	2/0	22:20	Dec. 11	@ WSH	0-0	0/1	16:52	Feb. 9	vs FLA	0-0	0/1	19:11
Oct. 9	vs FLA	0-0	0/2	19:38	Dec. 12	@ OTT	0-0	0/0	10:48	Feb. 11	vs BUF	0-0	1/0	16:41
Oct. 10	@ TB	0-0	0/0	16:16	Dec. 16	vs DAL	0-0	0/0	17:16	Feb. 13	vs NJ	0-0	2/0	19:06
Oct. 14	vs PIT	0-0	2/0	11:39	Dec. 18	@ FLA	0-2	0/1	20:12	Mar. 2	@ CBJ	0-0	0/1	16:45
Oct. 17	@ NJ	0-0	2/0	16:43	Dec. 19	vs FLA	0-0	0/0	18:27	ACQUIRED FROM CAROLINA				
Oct. 21	@ NYI	0-0	1/1	18:16	Dec. 21	vs NYR	0-0	0/1	20:55	Mar. 3	@ DET	DND		
Oct. 23	@ COL	0-0	1/0	16:36	Dec. 23	vs MTL	0-0	0/0	18:24	Mar. 5	@ CHI	0-1	0/-1	16:08
Oct. 24	@ MIN	0-0	0/-1	16:09	Dec. 26	vs PHI	0-0	1/1	18:00	Mar. 7	@ NSH	0-0	1/0	18:30
Oct. 28	vs STL	0-0	2/-1	14:11	Dec. 28	@ WSH	0-0	0/0	15:10	Mar. 9	@ COL	0-0	1/2	16:06
Oct. 31	@ PHI	0-0	0/-1	17:38	Dec. 31	vs NYR	0-0	0/0	11:20	Mar. 10	@ PHX	0-0	0/-1	15:57
Nov. 1	vs SJ	0-0	0/-1	14:34	Jan. 2	@ NYR	0-0	0/0	15:20	Mar. 13	vs OTT	0-0	0/-1	16:25
Nov. 4	@ FLA	0-0	1/0	14:10	Jan. 7	@ NSH	0-0	1/0	11:57	Mar. 14	vs CGY	0-0	0/0	15:00
Nov. 6	vs TOR	0-1	2/1	15:22	Jan. 8	vs COL	0-0	0/0	14:01	Mar. 16	vs NYI	0-0	1/-1	14:31
Nov. 7	@ CBJ	0-0	1/-1	9:20	Jan. 10	vs OTT	0-0	0/0	12:48	Mar. 18	vs SJ	DND		
Nov. 11	vs LA	0-1	2/-1	14:53	Jan. 12	@ TOR	0-0	0/0	16:14	Mar. 20	vs DET	DND		
Nov. 13	vs NYI	0-1	0/1	8:55	Jan. 14	@ DET	0-0	0/1	16:10	Mar. 23	@ EDM	DND		
Nov. 15	vs MIN	0-0	4/-1	21:17	Jan. 16	vs ATL	0-0	0/-1	13:47	Mar. 24	vs ANA	DND		
Nov. 17	@ MTL	0-0	0/1	18:23	Jan. 18	vs TB	0-0	0/0	9:29	Mar. 27	@ SJ	DND		
Nov. 19	vs TOR	0-0	1/0	16:52	Jan. 21	@ ATL	0-0	1/0	12:42	Mar. 30	vs PHX	0-0	1/2	15:57
Nov. 21	vs TB	0-0	1/0	14:08	Jan. 23	@ PHI	0-0	0/0	10:32	Apr. 1	@ LA	0-0	1/-1	18:51
Nov. 23	@ DAL	0-0	0/0	12:30	Jan. 24	vs BOS	0-0	0/0	18:41	Apr. 2	@ ANA	0-0	0/2	15:33
Nov. 25	@ ANA	0-0	1/-2	11:34	Jan. 27	@ NYR	0-1	0/2	15:32	Apr. 4	vs MIN	0-0	1/-1	16:53
Nov. 27	vs ATL	0-0	0/-1	13:43	Jan. 28	vs NYI	0-0	0/0	13:43	Apr. 6	vs COL	0-0	1/-1	15:29
Nov. 28	@ BUF	0-0	0/-1	15:37	Jan. 30	vs CHI	0-2	2/2	16:12	Apr. 8	@ SJ	1-0	1/-1	20:22
Nov. 30	vs WSH	0-0	1/0	12:43	Feb. 1	@ EDM	1-0	2/1	10:35	Apr. 10	vs CGY	0-0	4/1	18:53
Dec. 5	vs VAN	0-0	1/2	18:04	Feb. 3	@ CGY	0-0	0/0	0:08					



#44

DEFENCE   SHOOTS RIGHT   6'2"   195 LBS   CALGARY, AB   MAR. 23, 1976

# NOLAN BAUMGARTNER

## 2009.10 HIGHLIGHTS

<b>MOST GOALS IN A GAME</b>	<b>1</b>
-----------------------------	----------

FEB. 12/10 at CBJ

<b>MOST ASSISTS IN A GAME</b>	<b>1</b>
-------------------------------	----------

MAR. 2/10 at CBJ

<b>MOST POINTS IN A GAME</b>	<b>1</b>
------------------------------	----------

TWICE – LATEST MAR. 2/10 at CBJ

<b>HAT TRICKS</b>	<b>0</b>
-------------------	----------

<b>GAME-WINNING GOALS</b>	<b>0</b>
---------------------------	----------

<b>POWER PLAY GOALS</b>	<b>0</b>
-------------------------	----------

<b>SHORTHANDED GOALS</b>	<b>0</b>
--------------------------	----------

<b>OVERTIME POINTS</b>	<b>0-0-0</b>
------------------------	--------------

<b>SHOOTOUT RECORD</b>	<b>0/0</b>
------------------------	------------

<b>PENALTY SHOT RECORD</b>	<b>0/0</b>
----------------------------	------------




## 2009.10 SEASON IN REVIEW

Appeared in 12 games, recording two points (1-1-2) and two penalty minutes...Averaged 14:12 ice time per game...Split the season between Vancouver and Manitoba (3-9-12 in 37 games played)...Logged a season high 22:18 of ice time, Feb. 14 at MIN...Led team with six shots, Feb. 12 at CBJ...Recalled Jan. 23 vs COL.

## CAREER HIGHLIGHTS

Has played three career playoff games (two with Vancouver and one with Washington)...Represented the Manitoba Moose at the 2010 AHL All-Star game, playing for the Canadian AHL All-Stars...Played 22 playoff games recording five assists and advanced to the Calder Cup Finals with Manitoba during the 2009 AHL playoffs.

			REGULAR SEASON					PLAYOFFS				
SEASON	CLUB	LEA	GP	G	A	PTS	PIM	GP	G	A	PTS	PIM
1992.93	Kamloops	WHL	43	0	5	5	30	11	1	1	2	0
1993.94	Kamloops	WHL	69	13	42	55	109	19	3	14	17	33
1994.95	Kamloops	WHL	62	8	36	44	71	21	4	13	17	16
1995.96	Washington	NHL	1	0	0	0	0	1	0	0	0	10
	Kamloops	WHL	28	13	15	28	45	16	1	9	10	26
1996.97	Portland	AHL	8	2	2	4	4	–	–	–	–	–
1997.98	Washington	NHL	4	0	1	1	0	–	–	–	–	–
	Portland	AHL	70	2	24	26	70	10	1	4	5	10
1998.99	Washington	NHL	5	0	0	0	0	–	–	–	–	–
	Portland	AHL	38	5	14	19	62	–	–	–	–	–
1999.00	Washington	NHL	8	0	1	1	2	–	–	–	–	–
	Portland	AHL	71	5	18	23	56	4	1	2	3	10
2000.01	Chicago	NHL	8	0	0	0	6	–	–	–	–	–
	Norfolk	AHL	63	5	28	33	75	9	2	3	5	11
2001.02	Norfolk	AHL	76	10	24	34	72	4	0	1	1	2
2002.03	Vancouver	NHL	8	1	2	3	4	2	0	0	0	0
	Manitoba	AHL	59	8	31	39	82	1	0	0	0	4
2003.04	Pittsburgh	NHL	5	0	0	0	2	–	–	–	–	–
	Vancouver	NHL	9	0	3	3	2	–	–	–	–	–
	Manitoba	AHL	55	6	21	27	101	–	–	–	–	–
2004.05	Manitoba	AHL	78	9	30	39	51	14	0	4	4	10
2005.06	Vancouver	NHL	70	5	29	34	30	–	–	–	–	–
2006.07	Philadelphia	NHL	6	0	1	1	21	–	–	–	–	–
	Dallas	NHL	7	0	2	2	0	–	–	–	–	–
	Philadelphia	AHL	51	6	20	26	46	–	–	–	–	–
2007.08	Iowa	AHL	56	5	13	18	47	–	–	–	–	–
	Manitoba	AHL	18	0	6	6	10	3	0	1	1	4
2008.09	Manitoba	AHL	72	11	22	33	50	22	0	5	5	22
2009.10	Vancouver	NHL	12	1	1	2	2					
	Manitoba	AHL	37	3	9	12	22					
VANCOUVER TOTALS			99	7	35	42	38	2	0	0	0	0
NHL TOTALS			143	7	40	47	69	3	0	0	0	10



## 2009.10 GAME BY GAME

Oct. 1	@ CGY	MIN	Dec. 5	@ CAR	MIN	Feb. 6	@ BOS	0-0	0/0	10:39
Oct. 3	@ COL	MIN	Dec. 8	@ NSH	MIN	Feb. 9	@ TB	DND		
Oct. 5	vs CBJ	MIN	Dec. 10	vs ATL	MIN	Feb. 11	@ FLA	DND		
Oct. 7	vs MTL	MIN	Dec. 12	vs MIN	MIN	Feb. 12	@ CBJ	1-0	6/1	12:59
Oct. 11	vs DAL	MIN	Dec. 14	vs LA	MIN	Feb. 14	@ MIN	0-0	1/0	22:18
Oct. 16	@ CGY	MIN	Dec. 16	vs ANA	MIN	Mar. 2	@ CBJ	0-1	1/1	12:03
Oct. 17	vs MIN	MIN	Dec. 18	vs WSH	MIN	Mar. 3	@ DET	0-0	0/0	14:20
Oct. 19	@ EDM	MIN	Dec. 20	vs STL	MIN	Mar. 5	@ CHI	DND		
Oct. 21	@ CHI	MIN	Dec. 22	vs NSH	MIN	Mar. 7	@ NSH	DND		
Oct. 24	vs TOR	MIN	Dec. 26	vs EDM	MIN	Mar. 9	@ COL	DND		
Oct. 25	vs EDM	MIN	Dec. 27	@ CGY	MIN	Mar. 10	@ PHX	DND		
Oct. 27	vs DET	MIN	Dec. 29	@ PHX	MIN	Mar. 13	vs OTT	DND		
Oct. 29	@ LA	MIN	Dec. 31	@ STL	MIN	Mar. 14	vs CGY	DND		
Oct. 30	@ ANA	MIN	Jan. 2	@ DAL	MIN	Mar. 16	vs NYI	DND		
Nov. 1	vs COL	MIN	Jan. 5	vs CBJ	MIN	Mar. 18	vs SJ	DND		
Nov. 3	vs NYR	MIN	Jan. 7	vs PHX	MIN	Mar. 20	vs DET	DND		
Nov. 5	@ MIN	MIN	Jan. 9	vs CGY	MIN	Mar. 23	@ EDM	DND		
Nov. 6	@ DAL	MIN	Jan. 11	vs NSH	MIN	Mar. 24	vs ANA	DND		
Nov. 10	@ STL	MIN	Jan. 13	@ MIN	MIN	Mar. 27	@ SJ	DND		
Nov. 12	@ DET	MIN	Jan. 16	vs PIT	MIN	Mar. 30	vs PHX	DND		
Nov. 14	@ COL	MIN	Jan. 20	@ EDM	MIN	Apr. 1	@ LA	DND		
Nov. 20	vs COL	MIN	Jan. 21	vs DAL	MIN	Apr. 2	@ ANA	DND		
Nov. 22	vs CHI	MIN	Jan. 23	vs CHI	0-0	Apr. 4	vs MIN	DND		
Nov. 26	vs LA	MIN	Jan. 25	vs BUF	0-0	0/0	15:48	Apr. 6	vs COL	DND
Nov. 28	vs EDM	MIN	Jan. 27	vs STL	0-0	0/-1	11:59	Apr. 8	@ SJ	0-0
Nov. 29	vs SJ	MIN	Jan. 30	@ TOR	0-0	2/2	11:16	Apr. 10	vs CGY	0-0
Dec. 2	@ NJ	MIN	Feb. 2	@ MTL	DND				0/1	17:45
Dec. 3	@ PHI	MIN	Feb. 4	@ OTT	0-0	0/0	12:03		1/2	13:59





#18

STEVE  
BERNIER

RIGHT WING

SHOOTS RIGHT

6'2"

216 LBS

QUEBEC CITY, QC

MAR. 31, 1985

## 2009.10 HIGHLIGHTS

MOST GOALS IN A GAME 2

NOV. 14/09 vs COL

MOST ASSISTS IN A GAME 1

ELEVEN TIMES – LATEST APR. 10/10 vs CGY

MOST POINTS IN A GAME 2

NOV. 14/09 vs COL: 2-0-2

HAT TRICKS 0

GAME-WINNING GOALS 0

POWER PLAY GOALS 3


LATEST NOV. 20/09 vs COL

SHORTHANDED GOALS 0

OVERTIME POINTS 0-0-0

SHOOTOUT RECORD 0/0

PENALTY SHOT RECORD 0/0




## 2009.10 SEASON IN REVIEW

Collected 22 points (11-11-22) in 59 games played, logging an average of 14:10 TOI/G... Missed a total of 23 games due to injury...Missed three games due to a groin injury, Jan. 11-16/10...Played his 300th career NHL game, Jan. 7 vs PHX...Had a 3-game assist streak (0-3-3), Nov. 26-29...Missed two games due to the flu, Nov. 5-6...Established a four-game scoring streak, recording four points (1-3-4), Oct. 5-16...Notched his first goal of the season, Oct. 7 vs MTL...Tallied his first point of the season (an assist), Oct. 5 vs CBJ.

## CAREER HIGHLIGHTS

Has recorded 11 points (3-8-11), three game-winning goals and 17 penalty minutes in 32 career playoff games...Made his Canucks playoff debut in 2009, registered four points (2-2-4), including two game-winning goals, in 10 games...Shared the team lead for most game-winning goals (2) in the 2009 playoffs...Tallied his second game-winner of the playoffs on the power play, May 5/09...Registered the game-winner against St. Louis on the power play, Apr. 19/09...Recorded one assist (0-1-1) in 11 play-off games played during the 2006.07 season with the San Jose Sharks...Made his NHL playoff debut during the 2005.06 season against Nashville...Recorded his first play-off point with the game-winning goal, Apr. 25/06 vs NSH...Recorded playoff assists in three consecutive games (0-3-3) from May 7-10/06...Led the Moncton Wildcats of the QMJHL with 17 points (7-10-17) in the 2003.04 playoffs with 20 games played...Led Moncton for the second consecutive year in playoff scoring with 19 points (6-13-19) during the 2004.05 season, good for fifth in the league...Member of Canada's entry in the 2003 World U18 Championship team that went on to win Gold.

			REGULAR SEASON					PLAYOFFS				
SEASON	CLUB	LEA	GP	G	A	PTS	PIM	GP	G	A	PTS	PIM
2001.02	Moncton	QMJHL	66	31	28	59	51	—	—	—	—	—
2002.03	Moncton	QMJHL	71	49	52	101	90	2	1	0	1	2
2003.04	Moncton	QMJHL	66	36	46	82	80	20	7	10	17	17
2004.05	Moncton	QMJHL	68	35	36	71	114	12	6	13	19	22
<b>2005.06</b>	<b>San Jose</b>	<b>NHL</b>	<b>39</b>	<b>14</b>	<b>13</b>	<b>27</b>	<b>35</b>	<b>11</b>	<b>1</b>	<b>5</b>	<b>6</b>	<b>8</b>
	Cleveland	AHL	49	20	23	43	33	—	—	—	—	—
<b>2006.07</b>	<b>San Jose</b>	<b>NHL</b>	<b>62</b>	<b>15</b>	<b>16</b>	<b>31</b>	<b>29</b>	<b>11</b>	<b>0</b>	<b>1</b>	<b>1</b>	<b>2</b>
	Worcester	AHL	10	3	4	7	2	—	—	—	—	—
<b>2007.08</b>	<b>San Jose</b>	<b>NHL</b>	<b>59</b>	<b>13</b>	<b>10</b>	<b>23</b>	<b>62</b>	—	—	—	—	—
	Buffalo	NHL	17	3	6	9	2	—	—	—	—	—
<b>2008.09</b>	<b>Vancouver</b>	<b>NHL</b>	<b>81</b>	<b>15</b>	<b>17</b>	<b>32</b>	<b>27</b>	<b>10</b>	<b>2</b>	<b>2</b>	<b>4</b>	<b>7</b>
<b>2009.10</b>	<b>Vancouver</b>	<b>NHL</b>	<b>59</b>	<b>11</b>	<b>11</b>	<b>22</b>	<b>21</b>					
<b>VANCOUVER TOTALS</b>			<b>140</b>	<b>26</b>	<b>28</b>	<b>54</b>	<b>48</b>	<b>10</b>	<b>2</b>	<b>2</b>	<b>4</b>	<b>7</b>
<b>NHL TOTALS</b>			<b>317</b>	<b>71</b>	<b>73</b>	<b>144</b>	<b>176</b>	<b>32</b>	<b>3</b>	<b>8</b>	<b>11</b>	<b>17</b>



## 2009.10 GAME BY GAME

Oct. 1	@ CGY	0-0	3/-1	15:47	Dec. 5	@ CAR	1-0	1/1	18:28	Feb. 6	@ BOS	DND	
Oct. 3	@ COL	0-0	1/0	13:21	Dec. 8	@ NSH	0-0	4/0	11:43	Feb. 9	@ TB	0-0	3/-1 13:38
Oct. 5	vs CBJ	0-1	3/1	14:24	Dec. 10	vs ATL	0-1	3/1	11:03	Feb. 11	@ FLA	0-0	1/0 14:15
Oct. 7	vs MTL	1-0	3/1	15:38	Dec. 12	vs MIN	0-0	2/-1	12:09	Feb. 12	@ CBJ	0-1	3/1 14:04
Oct. 11	vs DAL	0-1	1/-1	16:45	Dec. 14	vs LA	0-0	1/-1	11:33	Feb. 14	@ MIN	0-0	2/-1 11:35
Oct. 16	@ CGY	0-1	2/-1	17:17	Dec. 16	vs ANA	1-0	1/0	13:42	Mar. 2	@ CBJ	0-0	1/-1 10:28
Oct. 17	vs MIN	0-0	0/0	15:31	Dec. 18	vs WSH	0-0	1/-1	11:54	Mar. 3	@ DET	INJ	
Oct. 19	@ EDM	1-0	2/1	17:33	Dec. 20	vs STL	0-0	1/0	11:45	Mar. 5	@ CHI	INJ	
Oct. 21	@ CHI	1-0	3/-1	14:27	Dec. 22	vs NSH	1-0	2/1	15:19	Mar. 7	@ NSH	INJ	
Oct. 24	vs TOR	0-0	2/0	17:43	Dec. 26	vs EDM	0-0	0/0	14:55	Mar. 9	@ COL	INJ	
Oct. 25	vs EDM	0-0	2/0	15:11	Dec. 27	@ CGY	0-0	2/0	19:13	Mar. 10	@ PHX	INJ	
Oct. 27	vs DET	0-0	0/-2	15:32	Dec. 29	@ PHX	0-0	1/0	15:16	Mar. 13	vs OTT	INJ	
Oct. 29	@ LA	0-0	1/0	18:04	Dec. 31	@ STL	0-0	3/0	17:43	Mar. 14	vs CGY	INJ	
Oct. 30	@ ANA	1-0	3/-1	17:13	Jan. 2	@ DAL	0-0	1/0	14:29	Mar. 16	vs NYI	INJ	
Nov. 1	vs COL	0-0	3/0	17:30	Jan. 5	vs CBJ	0-0	0/0	14:35	Mar. 18	vs SJ	INJ	
Nov. 3	vs NYR	0-1	1/1	17:28	Jan. 7	vs PHX	0-0	1/0	14:16	Mar. 20	vs DET	INJ	
Nov. 5	@ MIN	INJ			Jan. 9	vs CGY	0-0	0/-1	14:40	Mar. 23	@ EDM	INJ	
Nov. 6	@ DAL	INJ			Jan. 11	vs NSH	INJ			Mar. 24	vs ANA	INJ	
Nov. 10	@ STL	0-0	2/-3	15:27	Jan. 13	@ MIN	INJ			Mar. 27	@ SJ	INJ	
Nov. 12	@ DET	0-0	3/-1	11:50	Jan. 16	vs PIT	INJ			Mar. 30	vs PHX	INJ	
Nov. 14	@ COL	2-0	3/2	13:41	Jan. 20	@ EDM	0-0	1/0	15:27	Apr. 1	@ LA	INJ	
Nov. 20	vs COL	1-0	1/0	15:47	Jan. 21	vs DAL	0-1	1/1	12:13	Apr. 2	@ ANA	INJ	
Nov. 22	vs CHI	0-0	3/0	14:02	Jan. 23	vs CHI	1-0	2/1	13:55	Apr. 4	vs MIN	INJ	
Nov. 26	vs LA	0-1	3/1	13:52	Jan. 25	vs BUF	0-0	1/0	16:30	Apr. 6	vs COL	0-0	0/1 7:28
Nov. 28	vs EDM	0-1	1/2	14:35	Jan. 27	vs STL	0-0	2/0	12:53	Apr. 8	@ SJ	0-0	1/0 11:55
Nov. 29	vs SJ	0-1	0/1	12:41	Jan. 30	@ TOR	0-0	0/0	8:21	Apr. 10	vs CGY	0-1	1/1 10:00
Dec. 2	@ NJ	0-0	1/1	12:14	Feb. 2	@ MTL	0-0	1/-1	12:18				
Dec. 3	@ PHI	0-0	0/0	13:34	Feb. 4	@ OTT	0-0	4/0	11:20				



#3

KEVIN  
BIEKSA

## 2009.10 HIGHLIGHTS

MOST GOALS IN A GAME 2

Apr. 10/10 vs CGY

MOST ASSISTS IN A GAME 3

OCT. 27/09 vs DET

MOST POINTS IN A GAME 3

TWICE – LATEST Apr. 10/10 vs CGY: 2-1-3

HAT TRICKS 0

GAME-WINNING GOALS 0

POWER PLAY GOALS 1

OCT. 1/09 vs CGY


SHORTHANDED GOALS 0

OVERTIME POINTS 0-0-0

SHOOTOUT RECORD 0/0

PENALTY SHOT RECORD 0/0

DEFENCE SHOOTS RIGHT 6'1" 198 LBS GRIMSBY, ON JUN. 16, 1981



## 2009.10 SEASON IN REVIEW


Recorded 22 points (3-19-22) in 55 games played in 2009.10...Averaged 21:49 ice time per game...Recorded four multi-point games...Missed 27 games due to a leg injury, Dec. 31-Mar. 10...Registered 3 assists (0-3-3), tying a career high for most assists and points in a game, Oct. 27 vs DET...Tallied 3 points (0-3-3) in consecutive games, Dec. 10-12...Recorded 3 assists in 2 games, Nov. 12-14...Registered assists (0-2-2) in 2 straight games, Oct. 5-7...Recorded his first point of the season with a goal, Oct. 1 at CGY.

## CAREER HIGHLIGHTS

Has collected five points (0-5-5) and 34 penalty minutes in 19 career playoff games... Appeared in 10 playoff games in 2009, recording five points (0-5-5)...Recorded his first multi-point playoff game (0-2-2) in the Canucks final contest of the 2009 playoffs, May 11/09 at CHI...Registered his first career NHL playoff point (0-1-1), Apr. 19/09 at STL...Made his NHL Playoff debut in 2006.07 against the Dallas Stars... Logged 54:27 of ice time to lead all Canucks players and finished a plus one, Apr. 11/07 vs Dallas...Played in nine playoff games, registering 20 PIM...Played in 13 playoff games with the AHL Manitoba Moose for the 2005.06 season...Recorded 10 points (0-10-10) and 38 PIM...Collected eight assists in the North Division Finals in 2005.06... Tallied two of his assists in North Division Semi-Finals against Syracuse...Played in all 14 Moose playoff games in 2004.05...Collected an assist Apr. 29/05 vs St. John's in series-clinching win...Scored a goal in first career pro playoff game Apr. 20/05 at St. John's...Named All-CCHA Honorable Mention in 2003.04...Tied for 5th in the CCHA and 26th nationally in scoring among defencemen in 2002.03, recording 25 points (8-17-25) and 92 PIM in 34 games.



			REGULAR SEASON					PLAYOFFS				
SEASON	CLUB	LEA	GP	G	A	PTS	PIM	GP	G	A	PTS	PIM
2000.01	Bowling Green	NCAA	35	4	9	13	90	—	—	—	—	—
2001.02	Bowling Green	NCAA	40	5	10	15	68	—	—	—	—	—
2002.03	Bowling Green	NCAA	34	8	17	25	92	—	—	—	—	—
2003.04	Bowling Green	NCAA	38	7	15	22	66	—	—	—	—	—
	Manitoba	AHL	4	0	2	2	2	—	—	—	—	—
2004.05	Manitoba	AHL	80	12	27	39	192	14	1	1	2	52
<b>2005.06</b>	<b>Vancouver</b>	<b>NHL</b>	<b>39</b>	<b>0</b>	<b>6</b>	<b>6</b>	<b>77</b>	—	—	—	—	—
	Manitoba	AHL	23	3	17	20	73	13	0	10	10	38
<b>2006.07</b>	<b>Vancouver</b>	<b>NHL</b>	<b>81</b>	<b>12</b>	<b>30</b>	<b>42</b>	<b>134</b>	<b>9</b>	<b>0</b>	<b>0</b>	<b>0</b>	<b>20</b>
<b>2007.08</b>	<b>Vancouver</b>	<b>NHL</b>	<b>34</b>	<b>2</b>	<b>10</b>	<b>12</b>	<b>90</b>	—	—	—	—	—
	Manitoba	AHL	1	0	1	1	2	—	—	—	—	—
<b>2008.09</b>	<b>Vancouver</b>	<b>NHL</b>	<b>72</b>	<b>11</b>	<b>32</b>	<b>43</b>	<b>97</b>	<b>10</b>	<b>0</b>	<b>5</b>	<b>5</b>	<b>14</b>
<b>2009.10</b>	<b>Vancouver</b>	<b>NHL</b>	<b>55</b>	<b>3</b>	<b>19</b>	<b>22</b>	<b>85</b>					
<b>VANCOUVER/NHL TOTALS</b>			<b>281</b>	<b>28</b>	<b>97</b>	<b>125</b>	<b>483</b>	<b>19</b>	<b>0</b>	<b>5</b>	<b>5</b>	<b>34</b>



## 2009.10 GAME BY GAME

Oct. 1	@ CGY	1-0	1/1	20:17	Dec. 5	@ CAR	0-0	2/-2	23:35	Feb. 6	@ BOS	INJ	
Oct. 3	@ COL	0-0	3/0	22:33	Dec. 8	@ NSH	0-0	0/0	28:00	Feb. 9	@ TB	INJ	
Oct. 5	vs CBJ	0-1	5/0	24:46	Dec. 10	vs ATL	0-1	2/1	24:39	Feb. 11	@ FLA	INJ	
Oct. 7	vs MTL	0-1	1/1	20:48	Dec. 12	vs MIN	0-2	0/-1	22:54	Feb. 12	@ CBJ	INJ	
Oct. 11	vs DAL	0-0	1/-1	28:04	Dec. 14	vs LA	0-0	1/1	24:17	Feb. 14	@ MIN	INJ	
Oct. 16	@ CGY	0-0	1/-1	19:53	Dec. 16	vs ANA	0-0	1/0	23:18	Mar. 2	@ CBJ	INJ	
Oct. 17	vs MIN	0-1	1/2	21:54	Dec. 18	vs WSH	0-0	1/0	17:18	Mar. 3	@ DET	INJ	
Oct. 19	@ EDM	0-0	2/-1	25:39	Dec. 20	vs STL	0-0	3/-1	16:22	Mar. 5	@ CHI	INJ	
Oct. 21	@ CHI	0-0	0/0	24:55	Dec. 22	vs NSH	0-1	0/0	18:46	Mar. 7	@ NSH	INJ	
Oct. 24	vs TOR	0-0	0/0	23:21	Dec. 26	vs EDM	0-0	2/0	22:07	Mar. 9	@ COL	INJ	
Oct. 25	vs EDM	0-0	2/1	23:05	Dec. 27	@ CGY	0-0	1/1	16:39	Mar. 10	@ PHX	INJ	
Oct. 27	vs DET	0-3	2/2	24:35	Dec. 29	@ PHX	0-0	1/-1	13:32	Mar. 13	vs OTT	0-0	1/0 17:06
Oct. 29	@ LA	0-0	1/-1	25:11	Dec. 31	@ STL	INJ			Mar. 14	vs CGY	0-0	2/-1 19:58
Oct. 30	@ ANA	0-0	1/-3	24:30	Jan. 2	@ DAL	INJ			Mar. 16	vs NYI	0-0	3/-2 18:41
Nov. 1	vs COL	0-0	2/0	20:40	Jan. 5	vs CBJ	INJ			Mar. 18	vs SJ	0-0	2/0 20:50
Nov. 3	vs NYR	0-0	4/0	12:34	Jan. 7	vs PHX	INJ			Mar. 20	vs DET	0-1	4/-1 20:34
Nov. 5	@ MIN	0-0	2/0	18:25	Jan. 9	vs CGY	INJ			Mar. 23	@ EDM	0-0	1/-1 23:50
Nov. 6	@ DAL	0-1	5/1	17:22	Jan. 11	vs NSH	INJ			Mar. 24	vs ANA	0-0	2/0 22:51
Nov. 10	@ STL	0-0	1/0	14:57	Jan. 13	@ MIN	INJ			Mar. 27	@ SJ	0-0	1/0 18:21
Nov. 12	@ DET	0-1	3/-2	23:44	Jan. 16	vs PIT	INJ			Mar. 30	vs PHX	0-1	1/2 21:39
Nov. 14	@ COL	0-2	2/2	23:59	Jan. 20	@ EDM	INJ			Apr. 1	@ LA	0-0	1/-2 19:20
Nov. 20	vs COL	0-0	1/1	24:30	Jan. 21	vs DAL	INJ			Apr. 2	@ ANA	0-0	1/1 23:47
Nov. 22	vs CHI	0-0	2/-1	23:37	Jan. 23	vs CHI	INJ			Apr. 4	vs MIN	0-1	3/1 22:04
Nov. 26	vs LA	0-0	0/0	25:02	Jan. 25	vs BUF	INJ			Apr. 6	vs COL	0-0	1/-2 23:14
Nov. 28	vs EDM	0-0	1/0	19:23	Jan. 27	vs STL	INJ			Apr. 8	@ SJ	0/0	6/-1 29:38
Nov. 29	vs SJ	0-0	1/0	22:45	Jan. 30	@ TOR	INJ			Apr. 10	vs CGY	2-1	2/2 26:50
Dec. 2	@ NJ	0-1	2/1	24:14	Feb. 2	@ MTL	INJ						
Dec. 3	@ PHI	0-0	3/1	19:51	Feb. 4	@ OTT	INJ						



#14

ALEX  
BURROWS

LEFT WING

SHOOTS LEFT

6'1"

188 LBS

PINCOURT, QC

APR. 11, 1981

## 2009.10 HIGHLIGHTS

MOST GOALS IN A GAME 3

TWICE – LATEST JAN. 7/10 vs PHX

MOST ASSISTS IN A GAME 3

JAN. 23/10 vs CHI

MOST POINTS IN A GAME 4

JAN. 30/10 at TOR: 2-2-4

HAT TRICKS 2

LATEST JAN. 7/10 vs PHX

GAME-WINNING GOALS 3

LATEST MAR. 13/10 vs OTT

POWER PLAY GOALS 4

LATEST MAR. 9/10 AT COL


SHORTHANDED GOALS 5

LATEST MAR. 13/10 vs OTT

OVERTIME POINTS 0-1-1

SHOOTOUT RECORD 1/1

PENALTY SHOT RECORD 0/0




## 2009.10 SEASON IN REVIEW

Played in his third consecutive 82-game season recording 67 points (35-32-67) and 121 penalty minutes...Set career highs in goals (35), assists (32) and points (67)... Won the Most Exciting Player Award chosen by fans for the third straight season... Ranked T-10th in NHL goals (35), 9th in +/- (+34) and 1st in shorthanded points (7)... Set a three-game scoring streak (3-2-5), Mar. 24-30...Posted three points (2-1-3) in three games, Mar. 13-16...Set a career high in goals with his 29th of the season, Mar. 5 at CHI...Had a three-game scoring streak, recording four points (3-1-4), Mar. 2-5... Set a career high in points with his 52nd and 53rd points of the season (1-1-2), Mar. 2 at CBJ...Recorded 19 points (13-6-19) in 12 consecutive games; sixth longest scoring streak this season, Dec. 31-Jan. 25...Set a club record for most goals in January (15)... Named NHL First Star of the Week (Jan. 4-10), recording six goals, one assist (6-1-7) and two consecutive hat tricks in a three-game span...Recorded back-to-back hat tricks becoming the third player to do so in franchise history, Jan. 5 & 7...Had a three-game assist streak (0-3-3), Dec. 22-27...Established a four point (3-1-4), three-game scoring streak, Dec. 2-5...Recorded three points (2-1-3) in three consecutive games, Oct. 5-11.

## CAREER HIGHLIGHTS

Has appeared in 21 career playoff games, recording five points (4-1-5) and 34 penalty minutes over the span of two playoff runs with the Canucks...Recorded four points (3-1-4) in the 2009 Playoffs...Recorded the series-winning goal in the 2009 Western Conference Quarterfinal, Apr. 21/09 at STL...Made his first NHL playoffs appearance in 2006.07...Appeared in 11 games with the Canucks, collecting his first NHL playoff goal and 14 penalty minutes...Played in all 13 playoff games with the Manitoba Moose (AHL) in 2005.06, registering 13 points (6-7-13) and 27 penalty minutes, leading the Moose to the North Division finals vs Grand Rapids...Registered three goals and six assists in North Division Finals vs Grand Rapids in 2005.06...Scored three goals and one assist in the North Division Semi-Finals against Syracuse...Played in all 14 playoff games with the Moose in 2004.05 recording three assists and 37 penalty minutes...Played four playoff games with Columbia (ECHL) in 2003.04 collecting two goals and 28 penalty minutes...Appeared in 20 playoff games with the Shawinigan Cataractes (QMJHL) between 2000-2002, registering 22 points (11-11-22) and 28 penalty minutes.

			REGULAR SEASON					PLAYOFFS				
SEASON	CLUB	LEA	GP	G	A	PTS	PIM	GP	G	A	PTS	PIM
2000.01	Shawinigan	QMJHL	63	16	14	30	105	10	2	1	3	8
2001.02	Shawinigan	QMJHL	64	35	35	70	184	10	9	10	19	20
2002.03	Greenville	ECHL	53	9	17	26	201	—	—	—	—	—
	Baton Rouge	ECHL	13	4	2	6	64	—	—	—	—	—
2003.04	Columbia	ECHL	64	29	44	73	194	4	2	0	2	28
	Manitoba	AHL	2	0	0	0	0	—	—	—	—	—
2004.05	Columbia	ECHL	4	5	1	6	4	—	—	—	—	—
	Manitoba	AHL	72	9	17	26	107	14	0	3	3	37
2005.06	Vancouver	NHL	43	7	5	12	61	—	—	—	—	—
	Manitoba	AHL	33	12	18	30	57	13	6	7	13	27
2006.07	Vancouver	NHL	81	3	6	9	93	11	1	0	1	14
2007.08	Vancouver	NHL	82	12	19	31	179	—	—	—	—	—
2008.09	Vancouver	NHL	82	28	23	51	150	10	3	1	4	20
2009.10	Vancouver	NHL	82	35	32	67	121	—	—	—	—	—
VANCOUVER/NHL TOTALS			370	85	85	170	604	21	4	1	5	34



## 2009.10 GAME BY GAME

Oct. 1	@ CGY	1-0	4/0	17:56	Dec. 5	@ CAR	1-0	1/-1	15:07	Feb. 6	@ BOS	0-0	1/0	16:40
Oct. 3	@ COL	0-0	6/-1	17:20	Dec. 8	@ NSH	0-0	2/0	18:37	Feb. 9	@ TB	0-0	1/0	19:59
Oct. 5	vs CBJ	0-1	6/1	18:55	Dec. 10	vs ATL	0-2	4/1	18:56	Feb. 11	@ FLA	1-0(W)	1/1	17:32
Oct. 7	vs MTL	1-0	3/1	15:32	Dec. 12	vs MIN	1-0	1/0	17:14	Feb. 12	@ CBJ	0-1	1/0	18:55
Oct. 11	vs DAL	1-0	4/-1	21:53	Dec. 14	vs LA	0-0	1/0	17:08	Feb. 14	@ MIN	0-0	1/0	17:10
Oct. 16	@ CGY	0-0	5/-1	19:04	Dec. 16	vs ANA	0-0	6/1	19:11	Mar. 2	@ CBJ	1-1	3/2	17:44
Oct. 17	vs MIN	0-1	0/2	20:51	Dec. 18	vs WSH	0-0	2/1	20:22	Mar. 3	@ DET	1-0	3/1	14:46
Oct. 19	@ EDM	0-0	4/0	20:45	Dec. 20	vs STL	0-0	2/-1	19:22	Mar. 5	@ CHI	1-0	3/1	11:33
Oct. 21	@ CHI	0-1	5/1	17:49	Dec. 22	vs NSH	0-1	1/1	14:42	Mar. 7	@ NSH	0-0	2/0	18:50
Oct. 24	vs TOR	0-1	1/1	16:21	Dec. 26	vs EDM	0-1	1/1	17:10	Mar. 9	@ COL	1-0	2/-2	16:36
Oct. 25	vs EDM	0-0	1/0	17:14	Dec. 27	@ CGY	0-1	3/1	16:05	Mar. 10	@ PHX	0-0	3/1	20:35
Oct. 27	vs DET	0-0	0/-1	16:41	Dec. 29	@ PHX	0-0	4/0	18:49	Mar. 13	vs OTT	1-0(W)	1/0	15:36
Oct. 29	@ LA	0-1	0/0	18:06	Dec. 31	@ STL	0-1	2/1	16:41	Mar. 14	vs CGY	0-1	2/1	20:41
Oct. 30	@ ANA	0-0	0/-1	14:25	Jan. 2	@ DAL	1-0	2/0	19:52	Mar. 16	vs NYI	1-0	4/-2	17:47
Nov. 1	vs COL	0-0	1/0	18:13	Jan. 5	vs CBJ	3-0	5/3	15:45	Mar. 18	vs SJ	0-0	2/0	18:00
Nov. 3	vs NYR	0-1	1/1	14:02	Jan. 7	vs PHX	3-0(W)	4/3	18:19	Mar. 20	vs DET	0-0	2/0	20:07
Nov. 5	@ MIN	1-1	3/2	17:46	Jan. 9	vs CGY	0-1	4/0	21:11	Mar. 23	@ EDM	0-0	2/0	20:34
Nov. 6	@ DAL	0-0	2/0	16:07	Jan. 11	vs NSH	2-0	3/1	21:37	Mar. 24	vs ANA	1-0	3/2	20:02
Nov. 10	@ STL	0-0	2/-3	15:30	Jan. 13	@ MIN	1-0	3/-1	19:19	Mar. 27	@ SJ	1-1	4/-1	21:08
Nov. 12	@ DET	0-0	3/0	16:42	Jan. 16	vs PIT	1-0	3/2	17:44	Mar. 30	vs PHX	1-1	3/2	22:08
Nov. 14	@ COL	0-1	1/0	17:01	Jan. 20	@ EDM	1-0	3/0	16:57	Apr. 1	@ LA	0-0	0/0	6:14
Nov. 20	vs COL	0-1	3/1	16:37	Jan. 21	vs DAL	1-0	2/1	20:08	Apr. 2	@ ANA	0-0	3/-1	20:05
Nov. 22	vs CHI	0-0	7/0	17:25	Jan. 23	vs CHI	0-3	1/3	18:28	Apr. 4	vs MIN	0-1	2/1	17:44
Nov. 26	vs LA	1-1	7/3	17:06	Jan. 25	vs BUF	0-1	5/2	18:13	Apr. 6	vs COL	0-1	0/-2	19:34
Nov. 28	vs EDM	1-0	3/1	13:47	Jan. 27	vs STL	0-0	2/0	18:26	Apr. 8	@ SJ	0-0	4/0	17:25
Nov. 29	vs SJ	0-0	0/-1	17:03	Jan. 30	@ TOR	2-2	4/3	22:22	Apr. 10	vs CGY	0-1	3/3	19:06
Dec. 2	@ NJ	1-1	2/1	14:02	Feb. 2	@ MTL	0-0	1/-1	20:46					
Dec. 3	@ PHI	1-0	3/2	15:52	Feb. 4	@ OTT	0-0	4/-2	19:29					





#38

# PAVOL DEMITRA

RIGHT WING

SHOOTS LEFT

6'0"

206 LBS

DUBNICA, SLOVAKIA

NOV. 29, 1974

## 2009.10 HIGHLIGHTS

<b>MOST GOALS IN A GAME</b>	<b>1</b>
-----------------------------	----------

THREE TIMES – LATEST APR. 8/10 at SJ

<b>MOST ASSISTS IN A GAME</b>	<b>2</b>
-------------------------------	----------

APR. 1/10 at LA

<b>MOST POINTS IN A GAME</b>	<b>2</b>
------------------------------	----------

APR. 1/10 at LA: 0-2-2

<b>HAT TRICKS</b>	<b>0</b>
-------------------	----------

<b>GAME-WINNING GOALS</b>	<b>0</b>
---------------------------	----------

<b>POWER PLAY GOALS</b>	<b>1</b>
-------------------------	----------

MAR. 2/10 at CBJ

<b>SHORTHANDED GOALS</b>	<b>0</b>
--------------------------	----------

<b>OVERTIME POINTS</b>	<b>0-0-0</b>
------------------------	--------------

<b>SHOOTOUT RECORD</b>	<b>2/4</b>
------------------------	------------

2 GDG

<b>PENALTY SHOT RECORD</b>	<b>0/0</b>
----------------------------	------------




## 2009.10 SEASON IN REVIEW

Recorded 16 points (3-13-16) in 28 games played this season...Missed a total of 54 games due to injury and personal reasons...Recorded his first multi-point game of the season (0-2-2), Apr. 1 at LA...Established a four-game, four point (1-3-4) scoring streak, Mar. 2-7...Led all scorers at the Winter Olympics with 10 points (3-7-10) and named to Olympic All-Star Team...Member of Team Slovakia at the 2010 Olympic Winter Games...Recorded three points (1-2-3) in three consecutive games, Feb. 2-6...Returned to the line-up after a 47-game absence due to a shoulder injury, Jan. 16 vs PIT...Recorded first point of the season (0-1-1), Jan. 23 vs CHI.

## CAREER HIGHLIGHTS

Has played 83 career playoff games and recorded 53 postseason points (21-32-53)...Earned three points in six games played before sustaining a season-ending shoulder injury in the 2009 playoffs...Captained Team Slovakia at the 2006 Winter Olympics in Torino, Italy recording seven points (2-5-7) in six games played...Played for Team Slovakia in the 2002 Winter Olympics in Salt Lake City...Led St. Louis in postseason scoring with 11 points in 10 games (4-7-11), 2002...Recorded four points (1-3-4) in a single playoff game, Apr. 7/02 vs DET.

		REGULAR SEASON							PLAYOFFS					
SEASON	CLUB	LEA	GP	G	A	PTS	PIM		GP	G	A	PTS	PIM	
1991.92	Dubnica	Czech-2	28	13	10	23	12		-	-	-	-	-	
1992.93	Dubnica	Czech-2	4	3	0	3	-		-	-	-	-	-	
	Dukla Trencin	Czech	46	11	17	28	0		-	-	-	-	-	
<b>1993.94</b>	<b>Ottawa</b>	<b>NHL</b>	<b>12</b>	<b>1</b>	<b>1</b>	<b>2</b>	<b>4</b>		-	-	-	-	-	
	P.E.I. Senators	AHL	41	18	23	41	8		-	-	-	-	-	
<b>1994.95</b>	<b>Ottawa</b>	<b>NHL</b>	<b>16</b>	<b>4</b>	<b>3</b>	<b>7</b>	<b>0</b>		-	-	-	-	-	
	P.E.I. Senators	AHL	61	26	48	74	23		5	0	7	7	0	
<b>1995.96</b>	<b>Ottawa</b>	<b>NHL</b>	<b>31</b>	<b>7</b>	<b>10</b>	<b>17</b>	<b>6</b>		-	-	-	-	-	
	P.E.I. Senators	AHL	48	28	53	81	44		-	-	-	-	-	
<b>1996.97</b>	<b>St. Louis</b>	<b>NHL</b>	<b>8</b>	<b>3</b>	<b>0</b>	<b>3</b>	<b>2</b>		<b>6</b>	<b>1</b>	<b>3</b>	<b>4</b>	<b>6</b>	
	Dukla Trencin	Slovakia	1	1	1	2	-		-	-	-	-	-	
	Las Vegas	IHL	22	8	13	21	10		-	-	-	-	-	
	Grand Rapids	IHL	42	20	30	50	24		-	-	-	-	-	
<b>1997.98</b>	<b>St. Louis</b>	<b>NHL</b>	<b>61</b>	<b>22</b>	<b>30</b>	<b>52</b>	<b>22</b>		<b>10</b>	<b>3</b>	<b>3</b>	<b>6</b>	<b>2</b>	
<b>1998.99</b>	<b>St. Louis</b>	<b>NHL</b>	<b>82</b>	<b>37</b>	<b>52</b>	<b>89</b>	<b>16</b>		<b>13</b>	<b>5</b>	<b>4</b>	<b>9</b>	<b>4</b>	
<b>1999.00</b>	<b>St. Louis</b>	<b>NHL</b>	<b>71</b>	<b>28</b>	<b>47</b>	<b>75</b>	<b>8</b>		-	-	-	-	-	
<b>2000.01</b>	<b>St. Louis</b>	<b>NHL</b>	<b>44</b>	<b>20</b>	<b>25</b>	<b>45</b>	<b>16</b>		<b>15</b>	<b>2</b>	<b>4</b>	<b>6</b>	<b>2</b>	
<b>2001.02</b>	<b>St. Louis</b>	<b>NHL</b>	<b>82</b>	<b>35</b>	<b>43</b>	<b>78</b>	<b>46</b>		<b>10</b>	<b>4</b>	<b>7</b>	<b>11</b>	<b>6</b>	
	Slovakia	Olympics	2	1	2	3	2		-	-	-	-	-	
<b>2002.03</b>	<b>St. Louis</b>	<b>NHL</b>	<b>78</b>	<b>36</b>	<b>57</b>	<b>93</b>	<b>32</b>		<b>7</b>	<b>2</b>	<b>4</b>	<b>6</b>	<b>2</b>	
<b>2003.04</b>	<b>St. Louis</b>	<b>NHL</b>	<b>68</b>	<b>23</b>	<b>35</b>	<b>58</b>	<b>18</b>		<b>5</b>	<b>1</b>	<b>0</b>	<b>1</b>	<b>4</b>	
2004.05	Dukla Trencin	Slovakia	54	28	54	82	39		12	4	13	17	14	
<b>2005.06</b>	<b>Los Angeles</b>	<b>NHL</b>	<b>58</b>	<b>25</b>	<b>37</b>	<b>62</b>	<b>42</b>		-	-	-	-	-	
	Slovakia	Olympics	6	2	5	7	2		-	-	-	-	-	
<b>2006.07</b>	<b>Minnesota</b>	<b>NHL</b>	<b>71</b>	<b>25</b>	<b>39</b>	<b>64</b>	<b>28</b>		<b>5</b>	<b>1</b>	<b>3</b>	<b>4</b>	<b>0</b>	
<b>2007.08</b>	<b>Minnesota</b>	<b>NHL</b>	<b>68</b>	<b>15</b>	<b>39</b>	<b>54</b>	<b>24</b>		<b>6</b>	<b>1</b>	<b>2</b>	<b>3</b>	<b>2</b>	
<b>2008.09</b>	<b>Vancouver</b>	<b>NHL</b>	<b>69</b>	<b>20</b>	<b>33</b>	<b>53</b>	<b>20</b>		<b>6</b>	<b>1</b>	<b>2</b>	<b>3</b>	<b>2</b>	
<b>2009.10</b>	<b>Vancouver</b>	<b>NHL</b>	<b>28</b>	<b>3</b>	<b>13</b>	<b>16</b>	<b>0</b>		-	-	-	-	-	
	Slovakia	Olympics	7	3	7	10	2		-	-	-	-	-	
<b>VANCOUVER TOTALS</b>			<b>97</b>	<b>23</b>	<b>46</b>	<b>69</b>	<b>20</b>		<b>6</b>	<b>1</b>	<b>2</b>	<b>3</b>	<b>2</b>	
<b>NHL TOTALS</b>			<b>847</b>	<b>304</b>	<b>464</b>	<b>768</b>	<b>284</b>		<b>83</b>	<b>21</b>	<b>32</b>	<b>53</b>	<b>30</b>	



## 2009.10 GAME BY GAME

Oct. 1	@ CGY	INJ	Dec. 5	@ CAR	INJ	Feb. 6	@ BOS	1-0	1/2	16:08
Oct. 3	@ COL	INJ	Dec. 8	@ NSH	INJ	Feb. 9	@ TB	DND		
Oct. 5	vs CBJ	INJ	Dec. 10	vs ATL	INJ	Feb. 11	@ FLA	DND		
Oct. 7	vs MTL	INJ	Dec. 12	vs MIN	INJ	Feb. 12	@ CBJ	DND		
Oct. 11	vs DAL	INJ	Dec. 14	vs LA	INJ	Feb. 14	@ MIN	0-0	3/1	19:38
Oct. 16	@ CGY	INJ	Dec. 16	vs ANA	INJ	Mar. 2	@ CBJ	1-0	3/0	19:53
Oct. 17	vs MIN	INJ	Dec. 18	vs WSH	INJ	Mar. 3	@ DET	0-1	2/1	16:36
Oct. 19	@ EDM	INJ	Dec. 20	vs STL	INJ	Mar. 5	@ CHI	0-1	2/-1	17:54
Oct. 21	@ CHI	INJ	Dec. 22	vs NSH	INJ	Mar. 7	@ NSH	0-1	1/0	18:52
Oct. 24	vs TOR	INJ	Dec. 26	vs EDM	INJ	Mar. 9	@ COL	0-0	0/-1	16:24
Oct. 25	vs EDM	INJ	Dec. 27	@ CGY	INJ	Mar. 10	@ PHX	0-1	4/1	18:12
Oct. 27	vs DET	INJ	Dec. 29	@ PHX	INJ	Mar. 13	vs OTT	0-1	1/-1	15:18
Oct. 29	@ LA	INJ	Dec. 31	@ STL	INJ	Mar. 14	vs CGY	0-0	1/1	16:37
Oct. 30	@ ANA	INJ	Jan. 2	@ DAL	INJ	Mar. 16	vs NYI	0-0	3/0	17:18
Nov. 1	vs COL	INJ	Jan. 5	vs CBJ	INJ	Mar. 18	vs SJ	0-1	1/0	18:24
Nov. 3	vs NYR	INJ	Jan. 7	vs PHX	INJ	Mar. 20	vs DET	0-0	2/-2	19:45
Nov. 5	@ MIN	INJ	Jan. 9	vs CGY	INJ	Mar. 23	@ EDM	DND		
Nov. 6	@ DAL	INJ	Jan. 11	vs NSH	INJ	Mar. 24	vs ANA	DND		
Nov. 10	@ STL	INJ	Jan. 13	@ MIN	INJ	Mar. 27	@ SJ	DND		
Nov. 12	@ DET	INJ	Jan. 16	vs PIT	0-0	Mar. 30	vs PHX	DND		
Nov. 14	@ COL	INJ	Jan. 20	@ EDM	0-0	Apr. 1	@ LA	0-2	3/0	15:28
Nov. 20	vs COL	INJ	Jan. 21	vs DAL	0-0	Apr. 2	@ ANA	0-1	1/3	16:13
Nov. 22	vs CHI	INJ	Jan. 23	vs CHI	0-1	Apr. 4	vs MIN	0-1	3/0	12:03
Nov. 26	vs LA	INJ	Jan. 25	vs BUF	0-0	Apr. 6	vs COL	0-0	4/0	19:50
Nov. 28	vs EDM	INJ	Jan. 27	vs STL	0-0	Apr. 8	@ SJ	1-0	1/-1	16:21
Nov. 29	vs SJ	INJ	Jan. 30	@ TOR	0-0	Apr. 10	vs CGY	0-0	4/0	17:39
Dec. 2	@ NJ	INJ	Feb. 2	@ MTL	0-1					
Dec. 3	@ PHI	INJ	Feb. 4	@ OTT	0-1					



#23

ALEX  
EDLER

DEFENCE

SHOOTS LEFT

6'3"

215 LBS

OSTERSUND, SWEDEN

APR. 21, 1986

## 2009.10 HIGHLIGHTS

MOST GOALS IN A GAME 1

FIVE TIMES – LATEST APR. 4/10 vs MIN

MOST ASSISTS IN A GAME 2

SIX TIMES – LATEST APR. 6/10 vs COL

MOST POINTS IN A GAME 3

TWICE – LATEST DEC. 2/09 at NJ: 1-2-3

HAT TRICKS 0

GAME-WINNING GOALS 0

POWER PLAY GOALS 2


LATEST MAR. 18/10 vs SJ

SHORTHANDED GOALS 0

OVERTIME POINTS 0-0-0

SHOOTOUT RECORD 0/0

PENALTY SHOT RECORD 0/0



## 2009.10 SEASON IN REVIEW

Recorded 42 points (5-37-42) and 40 penalty minutes in 76 games played in his fourth NHL season...Set career highs in assists (37) and points (42)...Ranked second in team scoring among defencemen and T-20th among NHL defencemen for most points...Averaged 22:38 ice time per game...Recorded seven multi-point games...Set new career high for assists with his 28th of the year, Mar. 13 at OTT...Recorded three assists in three consecutive games, Dec. 26-29...Established a four-game, eight point (2-6-8) scoring streak, Nov. 26-Dec. 2...Played his 200th career NHL game, Nov. 22 vs CHI...Recorded his first point of the season (0-1-1), Oct. 1 at CGY.

## CAREER HIGHLIGHTS

Has appeared in 13 career playoff games, collecting eight points (1-7-8) and eight penalty minutes...Recorded eight points (1-7-8) in 10 playoff games in 2009...Led Canucks defencemen and ranked 13th among NHL defencemen in 2009 playoff scoring...Recorded his first career playoff point (0-1-1), Apr. 15/09 vs STL...Made his first NHL playoffs appearance in 2006.07...Appeared in three playoff games with the Canucks in 2006.07, collecting two penalty minutes...Appeared in eight playoff games with the Manitoba Moose (AHL) in 2006.07, registering two penalty minutes...Played in 12 games for the Kelowna Rockets of the WHL in the 2005.06 playoffs, collecting eight points (3-5-8) and 12 penalty minutes...Made his senior international debut with Sweden at the 2008 World Championships appearing in eight games, recording 3 points (1-2-3).



			REGULAR SEASON					PLAYOFFS				
SEASON	CLUB	LEA	GP	G	A	PTS	PIM	GP	G	A	PTS	PIM
2003.04	Jamtland	SWE	24	3	6	9	20	–	–	–	–	–
2004.05	MoDo Jr.	SWE	33	8	15	23	40	5	1	0	1	6
2005.06	Kelowna	WHL	62	13	40	53	44	12	3	5	8	12
2006.07	Vancouver	NHL	22	1	2	3	6	3	0	0	0	2
	Manitoba	AHL	49	5	21	26	28	8	0	0	0	2
2007.08	Vancouver	NHL	75	8	12	20	42	–	–	–	–	–
	Manitoba		2	0	1	1	0	–	–	–	–	–
2008.09	Vancouver	NHL	80	10	27	37	54	10	1	7	8	6
2009.10	Vancouver	NHL	76	5	37	42	40					
VANCOUVER/NHL TOTALS			253	24	78	102	142	13	1	7	8	8



## 2009.10 GAME BY GAME

Oct. 1	@ CGY	0-1	4/-2	20:38	Dec. 5	@ CAR	0-0	3/-2	21:29	Feb. 6	@ BOS	0-0	3/1	24:51
Oct. 3	@ COL	0-0	3/0	18:55	Dec. 8	@ NSH	0-0	0/0	3:24	Feb. 9	@ TB	0-0	7/0	26:31
Oct. 5	vs CBJ	0-0	2/-1	22:54	Dec. 10	vs ATL	INJ			Feb. 11	@ FLA	0-2	4/1	24:15
Oct. 7	vs MTL	0-1	0/1	20:04	Dec. 12	vs MIN	INJ			Feb. 12	@ CBJ	0-1	4/-1	24:38
Oct. 11	vs DAL	0-0	1/-2	26:17	Dec. 14	vs LA	INJ			Feb. 14	@ MIN	0-0	4/0	21:45
Oct. 16	@ CGY	0-1	1/-2	25:05	Dec. 16	vs ANA	INJ			Mar. 2	@ CBJ	0-0	2/1	23:35
Oct. 17	vs MIN	0-0	2/-1	26:50	Dec. 18	vs WSH	INJ			Mar. 3	@ DET	0-0	0/0	22:33
Oct. 19	@ EDM	0-0	2/0	20:23	Dec. 20	vs STL	INJ			Mar. 5	@ CHI	0-1	0/-1	26:57
Oct. 21	@ CHI	0-1	1/0	23:58	Dec. 22	vs NSH	0-0	1/0	17:38	Mar. 7	@ NSH	1-0	2/2	22:46
Oct. 24	vs TOR	0-0	1/1	20:49	Dec. 26	vs EDM	0-1	1/0	20:48	Mar. 9	@ COL	0-0	2/-1	23:33
Oct. 25	vs EDM	0-1	1/0	21:02	Dec. 27	@ CGY	0-1	5/0	22:11	Mar. 10	@ PHX	0-0	6/0	26:56
Oct. 27	vs DET	0-1	2/-2	22:10	Dec. 29	@ PHX	0-1	0/1	21:48	Mar. 13	vs OTT	0-1	1/2	18:01
Oct. 29	@ LA	0-0	1/1	15:53	Dec. 31	@ STL	0-0	3/-1	22:09	Mar. 14	vs CGY	0-1	0/2	23:04
Oct. 30	@ ANA	0-0	2/-1	17:32	Jan. 2	@ DAL	0-0	4/0	17:23	Mar. 16	vs NYI	0-0	0/2	24:40
Nov. 1	vs COL	0-1	0/2	23:11	Jan. 5	vs CBJ	0-1	1/0	18:24	Mar. 18	vs SJ	1-1	2/-1	23:48
Nov. 3	vs NYR	0-0	4/-1	22:29	Jan. 7	vs PHX	0-0	1/1	22:24	Mar. 20	vs DET	0-0	4/-2	23:02
Nov. 5	@ MIN	0-2	2/2	21:09	Jan. 9	vs CGY	0-0	1/0	32:16	Mar. 23	@ EDM	0-1	2/-1	24:43
Nov. 6	@ DAL	0-0	4/0	22:26	Jan. 11	vs NSH	0-1	2/-1	20:13	Mar. 24	vs ANA	0-1	1/2	19:44
Nov. 10	@ STL	0-0	1/-2	19:37	Jan. 13	@ MIN	0-0	1/0	23:09	Mar. 27	@ SJ	0-0	3/-2	26:17
Nov. 12	@ DET	0-0	2/0	24:35	Jan. 16	vs PIT	0-0	1/0	20:28	Mar. 30	vs PHX	0-0	1/0	22:15
Nov. 14	@ COL	0-1	4/2	19:26	Jan. 20	@ EDM	0-0	2/-1	26:32	Apr. 1	@ LA	0-2	4/-1	23:34
Nov. 20	vs COL	0-1	1/1	21:28	Jan. 21	vs DAL	0-1	2/-1	25:50	Apr. 2	@ ANA	0-0	6/0	26:18
Nov. 22	vs CHI	0-0	1/0	21:03	Jan. 23	vs CHI	0-0	2/-1	25:52	Apr. 4	vs MIN	1-0	4/1	24:24
Nov. 26	vs LA	0-1	2/2	19:46	Jan. 25	vs BUF	0-0	0/0	24:50	Apr. 6	vs COL	0-2	1/0	30:37
Nov. 28	vs EDM	1-2	2/-1	21:55	Jan. 27	vs STL	0-0	2/-1	24:16	Apr. 8	@ SJ	0-0	5/0	25:22
Nov. 29	vs SJ	0-1	1/-1	20:15	Jan. 30	@ TOR	0-0	2/4	25:53	Apr. 10	vs CGY	0-1	0/0	25:26
Dec. 2	@ NJ	1-2	2/3	17:51	Feb. 2	@ MTL	0-0	5/0	27:31					
Dec. 3	@ PHI	0-0	1/0	23:11	Feb. 4	@ OTT	0-0	4/-1	26:13					



#5

CHRISTIAN  
EHRHOFF

DEFENCE

SHOOTS LEFT

6'2"

203 LBS

MOERS, GERMANY

JUL. 6, 1982

## 2009.10 HIGHLIGHTS

MOST GOALS IN A GAME 2

NOV. 20/09 vs COL

MOST ASSISTS IN A GAME 2

FIVE TIMES – LATEST APR. 2/10 at ANA

MOST POINTS IN A GAME 3

Nov. 20/09 vs COL: 2-1-3

HAT TRICKS 0

GAME-WINNING GOALS 3

LATEST MAR. 2/10 at CBJ

POWER PLAY GOALS 6

LATEST MAR. 24/10 vs ANA

SHORTHANDED GOALS 0

OVERTIME POINTS 2-0-2

SHOOTOUT RECORD 0/0

PENALTY SHOT RECORD 0/0




## 2009.10 SEASON IN REVIEW

Collected 44 points (14-30-44) in 80 games played, logging an average of 22:47 TOI/G...Set career highs in goals (14) and points (44)...Finished first among Canucks defencemen and T-5th in the NHL in plus/minus with +36...Led Canucks defencemen and ranked 15th among NHL defencemen for most points...Registered a three-game assist streak (0-3-3), Mar. 16-20...Established a three-game point streak (1-3-4), Mar. 7-10...Appeared in 400th career game, Feb. 11/10 at FLA...Recorded four points (1-3-4), including a game-winning goal, in three consecutive games, Feb. 14-Mar. 3...Member of Team Germany for the 2010 Olympic Winter Games, appearing in four games...Established longest point streak of the season, recording five points (2-3-5), including a game-winning goal, in five games, Jan. 21-30...Tallied three points (2-1-3), tying a career high for most points in a game, Nov. 20...Registered four points (1-3-4) in three consecutive games, Oct. 24-27...Had a four-game scoring streak (2-3-5), Oct. 5-16...Recorded his first point as a Canuck (0-1-1), Oct. 1 at CGY.

## CAREER HIGHLIGHTS

Will be making his Canucks Playoff debut this spring...Has recorded 15 points (2-13-15) in 38 NHL Playoff games...Registered two penalty minutes in six playoff games with the San Jose Sharks in the 2009 Playoffs...Collected five points (0-5-5) in 10 games with the San Jose Sharks in the 2008 Playoffs...Recorded two assists (0-2-2) in 11 playoff games played during the 2007 Playoffs with the San Jose Sharks...Made his NHL playoff debut during the 2005.06 season against Nashville...Recorded his first playoff point with the game-winning goal, Apr. 25/06 vs NSH...Recorded playoff assists in three consecutive games (0-5-5) from Apr. 23-27/06.

		REGULAR SEASON							PLAYOFFS					
SEASON	CLUB	LEA	GP	G	A	PTS	PIM		GP	G	A	PTS	PIM	
1999.00	Krefeld	Germany	9	1	0	1	6		3	0	0	0	0	
2000.01	Krefeld	Germany	58	3	11	14	73		—	—	—	—	—	
2001.02	Krefeld	Germany	46	7	17	24	81		3	0	0	0	0	
	Germany	WJC, Div. 1	5	3	7	10	10		—	—	—	—	—	
	Germany	Olympics	7	0	0	0	8		—	—	—	—	—	
2002.03	Krefeld	Germany	48	10	17	27	54		14	3	6	9	24	
	Germany	World Champ.	7	0	0	0	8		—	—	—	—	—	
2003.04	San Jose	NHL	41	1	11	12	14		—	—	—	—	—	
	Cleveland	AHL	27	4	10	14	43		9	2	6	8	11	
	Germany	World Cup	4	0	0	0	2		—	—	—	—	—	
2004.05	Cleveland	AHL	79	12	23	35	103		—	—	—	—	—	
	Germany	World Champ.	6	0	1	1	4		—	—	—	—	—	
2005.06	San Jose	NHL	64	5	18	23	32		11	2	6	8	18	
	Germany	Olympics	5	1	1	2	4		—	—	—	—	—	
2006.07	San Jose	NHL	82	10	23	33	63		11	0	2	2	6	
2007.08	San Jose	NHL	77	1	21	22	72		10	0	5	5	14	
2008.09	San Jose	NHL	77	8	34	42	63		6	0	0	0	2	
2009.10	Vancouver	NHL	80	14	30	44	42		—	—	—	—	—	
	Germany	Olympics	4	0	0	0	4		—	—	—	—	—	
VANCOUVER TOTALS			80	14	30	44	42							
NHL TOTALS			421	39	137	176	55		38	2	13	15	40	



## 2009.10 GAME BY GAME

Oct. 1	@ CGY	0-1	2/0	20:16	Dec. 5	@ CAR	0-0	4/3	20:03	Feb. 6	@ BOS	0-0	0/1	29:53
Oct. 3	@ COL	0-0	3/0	16:18	Dec. 8	@ NSH	0-0	1/1	23:52	Feb. 9	@ TB	0-1	3/-2	26:48
Oct. 5	vs CBJ	1-0	3/1	15:25	Dec. 10	vs ATL	0-0	2/0	18:22	Feb. 11	@ FLA	0-0	4/0	24:24
Oct. 7	vs MTL	0-2	4/2	19:21	Dec. 12	vs MIN	0-0	2/0	19:56	Feb. 12	@ CBJ	0-0	4/1	25:23
Oct. 11	vs DAL	0-1	1/0	26:06	Dec. 14	vs LA	0-0	0/0	20:42	Feb. 14	@ MIN	0-2	4/1	19:00
Oct. 16	@ CGY	1-0	1/0	20:02	Dec. 16	vs ANA	0-0	1/0	23:26	Mar. 2	@ CBJ	1-0(W)	4/-1	24:04
Oct. 17	vs MIN	0-0	1/-1	20:54	Dec. 18	vs WSH	0-1	2/0	21:45	Mar. 3	@ DET	0-1	0/3	25:00
Oct. 19	@ EDM	0-0	4/0	21:46	Dec. 20	vs STL	0-0	0/1	28:04	Mar. 5	@ CHI	0-0	1/-1	19:23
Oct. 21	@ CHI	0-0	2/-2	21:59	Dec. 22	vs NSH	0-0	5/-1	22:31	Mar. 7	@ NSH	0-1	3/1	24:27
Oct. 24	vs TOR	0-2	2/0	23:36	Dec. 26	vs EDM	1-0	4/1	23:13	Mar. 9	@ COL	0-2	0/2	24:41
Oct. 25	vs EDM	0-1	0/1	22:23	Dec. 27	@ CGY	0-1	3/0	22:36	Mar. 10	@ PHX	1-0	5/-1	22:39
Oct. 27	vs DET	1-0	4/2	21:47	Dec. 29	@ PHX	0-0	1/2	25:32	Mar. 13	vs OTT	0-0	1/1	22:39
Oct. 29	@ LA	0-0	1/1	23:25	Dec. 31	@ STL	1-0(W)	4/2	24:47	Mar. 14	vs CGY	0-0	1/0	19:36
Oct. 30	@ ANA	0-1	4/-1	22:49	Jan. 2	@ DAL	0-0	2/0	22:44	Mar. 16	vs NYI	0-1	6/-1	27:31
Nov. 1	vs COL	0-0	1/1	22:10	Jan. 5	vs CBJ	0-0	0/1	21:11	Mar. 18	vs SJ	0-1	2/-1	18:59
Nov. 3	vs NYR	0-0	3/2	25:14	Jan. 7	vs PHX	0-0	1/1	24:24	Mar. 20	vs DET	0-1	1/0	26:46
Nov. 5	@ MIN	0-1	2/0	26:22	Jan. 9	vs CGY	0-0	2/0	32:20	Mar. 23	@ EDM	0-0	3/0	21:04
Nov. 6	@ DAL	0-0	1/1	23:29	Jan. 11	vs NSH	0-0	3/-1	24:45	Mar. 24	vs ANA	1-0	1/0	21:18
Nov. 10	@ STL	0-0	2/0	27:42	Jan. 13	@ MIN	0-1	3/-3	23:21	Mar. 27	@ SJ	0-0	3/1	22:20
Nov. 12	@ DET	0-0	1/-1	19:19	Jan. 16	vs PIT	0-0	3/3	21:34	Mar. 30	vs PHX	0-0	1/2	19:38
Nov. 14	@ COL	0-0	0/3	19:31	Jan. 20	@ EDM	0-0	1/-1	24:49	Apr. 1	@ LA	0-0	3/2	23:54
Nov. 20	vs COL	2-1	3/2	19:37	Jan. 21	vs DAL	1-0	4/2	25:43	Apr. 2	@ ANA	0-2	5/2	20:08
Nov. 22	vs CHI	0-0	1/0	20:50	Jan. 23	vs CHI	0-1	2/2	26:26	Apr. 4	vs MIN	0-0	2/0	18:25
Nov. 26	vs LA	0-0	1/0	18:45	Jan. 25	vs BUF	0-1	2/1	22:54	Apr. 6	vs COL	DND		
Nov. 28	vs EDM	1-1	6/1	24:05	Jan. 27	vs STL	1-0(W)	4/1	28:11	Apr. 8	@ SJ	DND		
Nov. 29	vs SJ	0-0	4/-1	22:10	Jan. 30	@ TOR	0-1	2/0	27:22	Apr. 10	vs CGY	0-1	0/3	23:00
Dec. 2	@ NJ	0-0	1/-1	19:09	Feb. 2	@ MTL	0-0	3/-2	24:38					
Dec. 3	@ PHI	1-0	3/2	18:37	Feb. 4	@ OTT	0-0	2/-2	23:23					



#15

TANNER  
GLASS

LEFT WING

SHOOTS LEFT

6'1"

210 LBS

CRAVEN, SK

NOV. 29, 1983

## 2009.10 HIGHLIGHTS

MOST GOALS IN A GAME 1

FOUR TIMES – LATEST NOV. 28/09 vs EDM

MOST ASSISTS IN A GAME 1

SEVEN TIMES – LATEST MAR. 9/10 at COL

MOST POINTS IN A GAME 2

LATEST NOV. 14/09 vs COL: 1-1-2

HAT TRICKS 0

GAME-WINNING GOALS 0

POWER PLAY GOALS 0

SHORTHANDED GOALS 0

OVERTIME POINTS 0-0-0

SHOOTOUT RECORD 0/0

PENALTY SHOT RECORD 0/0



## 2009.10 SEASON IN REVIEW

Collected 11 points (4-7-11) in 67 games played logging an average of 10:28 TOI/G... Set career highs in games played (67), goals (4), assists (7) and points (11)...Played in his 100th career NHL game, Mar. 2 at CBJ...Notched two goals in consecutive games, Nov. 26-28...Set a career high for most points in a game with two (1-1-2), Nov. 14 vs COL...Recorded first point as a Canuck (1-0-1), Nov. 1 vs COL.

## CAREER HIGHLIGHTS

Will be making his NHL postseason debut...Has played in 19 NCAA playoff games, all with Dartmouth, registering 10 points (4-6-10)...Collected three assists in four games played in the 2007 postseason...Registered two assists, including one shorthanded in the series winning game against Princeton, Mar. 10/07...Opened tournament scoring in the 2006 NCAA postseason, finishing the game with four points (2-2-4) including an assist on the game-winner, Mar. 10/06 against Yale...Finished the 2006 postseason with five points (3-2-5)...Played in five NCAA postseason games with Dartmouth in 2004...Registered an assist on the lone goal, a series winner against Rensselaer, Mar. 14/04.



REGULAR SEASON								PLAYOFFS				
SEASON	CLUB	LEA	GP	G	A	PTS	PIM	GP	G	A	PTS	PIM
2003.04	Dartmouth	NCAA	26	4	7	11	18	–	–	–	–	–
2004.05	Dartmouth	NCAA	33	7	8	15	32	–	–	–	–	–
2005.06	Dartmouth	NCAA	33	12	16	28	56	–	–	–	–	–
2006.07	Darmouth	NCAA	32	8	20	28	92	–	–	–	–	–
	Rochester	AHL	4	0	1	1	5	–	–	–	–	–
2007.08	Florida	NHL	41	1	1	2	39	–	–	–	–	–
	Rochester	AHL	43	6	5	11	84	–	–	–	–	–
2008.09	Florida	NHL	3	0	0	0	7	–	–	–	–	–
	Rochester	AHL	44	4	9	13	100	–	–	–	–	–
2009.10	Vancouver	NHL	67	4	7	11	115					
VANCOUVER TOTALS			67	4	7	11	115					
NHL TOTALS			111	5	8	13	161					



## 2009.10 GAME BY GAME

Oct. 1	@ CGY	DND						Dec. 5	@ CAR	0-0	1/0	7:49					Feb. 6	@ BOS	0-1	2/1	12:44
Oct. 3	@ COL	DND						Dec. 8	@ NSH	0-0	0/0	6:17					Feb. 9	@ TB	0-0	0/0	10:20
Oct. 5	vs CBJ	DND						Dec. 10	vs ATL	0-0	1/0	8:43					Feb. 11	@ FLA	0-0	0/1	12:00
Oct. 7	vs MTL	0-0	0/1	12:11				Dec. 12	vs MIN	0-0	2/0	10:27					Feb. 12	@ CBJ	0-0	1/1	12:43
Oct. 11	vs DAL	0-0	1/0	8:57				Dec. 14	vs LA	0-0	1/0	6:26					Feb. 14	@ MIN	0-0	0/-1	13:21
Oct. 16	@ CGY	0-0	1/-2	9:25				Dec. 16	vs ANA	0-1	0/0	9:15					Mar. 2	@ CBJ	0-0	0/-1	11:29
Oct. 17	vs MIN	DND						Dec. 18	vs WSH	0-0	1/-1	10:19					Mar. 3	@ DET	0-0	0/0	10:03
Oct. 19	@ EDM	0-0	1/0	7:53				Dec. 20	vs STL	0-0	1/0	8:22					Mar. 5	@ CHI	0-0	0/-1	10:15
Oct. 21	@ CHI	0-0	0/0	7:04				Dec. 22	vs NSH	0-1	2/1	12:40					Mar. 7	@ NSH	0-0	0/0	7:01
Oct. 24	vs TOR	0-0	1/0	8:09				Dec. 26	vs EDM	0-0	0/0	13:20					Mar. 9	@ COL	0-1	1/1	12:24
Oct. 25	vs EDM	0-0	1/0	7:27				Dec. 27	@ CGY	0-0	0/0	9:01					Mar. 10	@ PHX	0-0	0/0	4:42
Oct. 27	vs DET	0-0	0/0	6:46				Dec. 29	@ PHX	0-0	4/0	14:48					Mar. 13	vs OTT	DND		
Oct. 29	@ LA	0-0	1/0	9:36				Dec. 31	@ STL	0-1	1/1	12:22					Mar. 14	vs CGY	DND		
Oct. 30	@ ANA	0-0	1/0	14:06				Jan. 2	@ DAL	0-0	0/0	15:03					Mar. 16	vs NYI	0-0	0/0	6:04
Nov. 1	vs COL	1-0	2/1	15:51				Jan. 5	vs CBJ	0-0	0/1	15:12					Mar. 18	vs SJ	DND		
Nov. 3	vs NYR	0-0	0/1	12:03				Jan. 7	vs PHX	0-0	0/0	14:04					Mar. 20	vs DET	DND		
Nov. 5	@ MIN	0-0	0/0	13:03				Jan. 9	vs CGY	0-0	0/0	13:47					Mar. 23	@ EDM	0-0	4/0	11:20
Nov. 6	@ DAL	0-0	1/0	13:01				Jan. 11	vs NSH	0-0	1/0	9:21					Mar. 24	vs ANA	0-0	1/0	12:57
Nov. 10	@ STL	0-0	3/0	12:11				Jan. 13	@ MIN	0-0	0/-1	13:02					Mar. 27	@ SJ	0-0	2/0	9:47
Nov. 12	@ DET	0-0	2/0	9:55				Jan. 16	vs PIT	0-0	1/-1	13:19					Mar. 30	vs PHX	0-0	0/0	7:04
Nov. 14	@ COL	1-1	1/2	8:47				Jan. 20	@ EDM	0-0	0/0	9:59					Apr. 1	@ LA	0-0	1/-2	12:17
Nov. 20	vs COL	0-0	1/0	9:49				Jan. 21	vs DAL	0-0	0/0	10:53					Apr. 2	@ ANA	DND		
Nov. 22	vs CHI	0-0	1/0	7:07				Jan. 23	vs CHI	0-0	0/-1	9:10					Apr. 4	vs MIN	DND		
Nov. 26	vs LA	1-0	2/1	11:32				Jan. 25	vs BUF	0-0	0/-1	6:49					Apr. 6	vs COL	DND		
Nov. 28	vs EDM	1-0	1/1	12:22				Jan. 27	vs STL	DND							Apr. 8	@ SJ	DND		
Nov. 29	vs SJ	0-0	1/1	10:37				Jan. 30	@ TOR	0-0	1/1	8:03					Apr. 10	vs CGY	DND		
Dec. 2	@ NJ	0-0	0/0	13:06				Feb. 2	@ MTL	DND											
Dec. 3	@ PHI	0-1	1/1	8:25				Feb. 4	@ OTT	0-0	0/0	7:11									



#40

RIGHT WING

SHOOTS LEFT

6'0"

170 LBS

VILLACH, AUS

OCT. 5, 1987

# MICHAEL GRABNER

## 2009.10 HIGHLIGHTS

<b>MOST GOALS IN A GAME</b>	<b>3</b>
-----------------------------	----------

APR. 2/10 at ANA

<b>MOST ASSISTS IN A GAME</b>	<b>2</b>
-------------------------------	----------

OCT. 24/09 vs TOR

<b>MOST POINTS IN A GAME</b>	<b>3</b>
------------------------------	----------

APR. 2/10 at ANA: 3-0-0

<b>HAT TRICKS</b>	<b>1</b>
-------------------	----------

APR. 2/10 at ANA

<b>GAME-WINNING GOALS</b>	<b>1</b>
---------------------------	----------

OCT. 25/09 vs EDM

<b>POWER PLAY GOALS</b>	<b>2</b>
-------------------------	----------


LATEST OCT. 25/09 vs EDM

<b>SHORTHANDED GOALS</b>	<b>0</b>
--------------------------	----------

<b>OVERTIME POINTS</b>	<b>0-0-0</b>
------------------------	--------------

<b>SHOOTOUT RECORD</b>	<b>0/0</b>
------------------------	------------

<b>PENALTY SHOT RECORD</b>	<b>0/0</b>
----------------------------	------------



## 2009.10 SEASON IN REVIEW

Finished rookie season with 11 points (5-6-11) in 20 games played...Scored first career hat trick and was named the game's first star, Apr. 2 at ANA...Split the season between Vancouver and Manitoba (had 15-11-26 and six PIM in 15 games with Manitoba)...Missed 21 games due to an ankle injury, Nov. 1-Dec. 18/09...Scored the game-winner, Oct. 25 vs EDM...Recorded two assists and six shots, Oct. 24 vs TOR...Scored first NHL goal and was named the third star of the game, Oct. 21 at Chicago...Collected first NHL point with an assist, Oct. 16 at Calgary.

## CAREER HIGHLIGHTS

Scored five goals in three games for Austria during the Olympic Qualifying Tournament, Feb. 5-8/09...Notched 10 goals and seven assists (10-7-17) in 20 games during the 2009 Calder Cup Playoffs helping the Manitoba Moose advance to the Calder Cup Final...Played six games for the Manitoba Moose during the 2008 Calder Cup Playoffs leading the team with three goals...Made six appearances during the 2007 Calder Cup Playoffs, contributing one assist and two penalty minutes for the Manitoba Moose...Appeared in four playoff games with VSV EC in Austria, netting one goal during the 2004 Austrian League Playoffs.

			REGULAR SEASON					PLAYOFFS				
SEASON	CLUB	LEA	GP	G	A	PTS	PIM	GP	G	A	PTS	PIM
2004.05	Spokane	WHL	58	13	11	24	18	—	—	—	—	—
2005.06	Spokane	WHL	67	36	14	50	28	—	—	—	—	—
2006.07	Spokane	WHL	55	39	16	55	34	6	0	1	1	2
	Manitoba	AHL	2	1	1	2	0	6	0	0	0	0
2007.08	Manitoba	AHL	74	22	22	44	8	6	3	0	3	2
2008.09	Manitoba	AHL	66	30	18	48	20	20	10	7	17	2
<b>2009.10</b>	<b>Vancouver</b>	<b>NHL</b>	<b>20</b>	<b>5</b>	<b>6</b>	<b>11</b>	<b>8</b>					
	Manitoba	AHL	38	15	11	26	6					
<b>VANCOUVER/NHL TOTALS</b>			<b>20</b>	<b>5</b>	<b>6</b>	<b>11</b>	<b>8</b>					



## 2009.10 GAME BY GAME

Oct. 1	@ CGY	MIN						Dec. 5	@ CAR	INJ							Feb. 6	@ BOS	MIN									
Oct. 3	@ COL	MIN						Dec. 8	@ NSH	INJ							Feb. 9	@ TB	MIN									
Oct. 5	vs CBJ	MIN						Dec. 10	vs ATL	INJ							Feb. 11	@ FLA	MIN									
Oct. 7	vs MTL	MIN						Dec. 12	vs MIN	INJ							Feb. 12	@ CBJ	MIN									
Oct. 11	vs DAL	MIN						Dec. 14	vs LA	INJ							Feb. 14	@ MIN	MIN									
Oct. 16	@ CGY	0-1	3/0	12:06				Dec. 16	vs ANA	INJ							Mar. 2	@ CBJ	MIN									
Oct. 17	vs MIN	0-0	3/1	14:27				Dec. 18	vs WSH	INJ							Mar. 3	@ DET	MIN									
Oct. 19	@ EDM	0-0	1/-2	15:04				Dec. 20	vs STL	MIN							Mar. 5	@ CHI	MIN									
Oct. 21	@ CHI	1-0	5/-1	15:52				Dec. 22	vs NSH	MIN							Mar. 7	@ NSH	MIN									
Oct. 24	vs TOR	0-2	6/0	16:28				Dec. 26	vs EDM	MIN							Mar. 9	@ COL	MIN									
Oct. 25	vs EDM	1-0 (W)	7/0	13:09				Dec. 27	@ CGY	MIN							Mar. 10	@ PHX	MIN									
Oct. 27	vs DET	0-0	2/1	17:35				Dec. 29	@ PHX	MIN							Mar. 13	vs OTT	MIN									
Oct. 29	@ LA	0-0	0/0	18:19				Dec. 31	@ STL	MIN							Mar. 14	vs CGY	MIN									
Oct. 30	@ ANA	0-0	4/0	15:18				Jan. 2	@ DAL	MIN							Mar. 16	vs NYI	MIN									
Nov. 1	vs COL	INJ						Jan. 5	vs CBJ	MIN							Mar. 18	vs SJ	0-0	2/0	11:07							
Nov. 3	vs NYR	INJ						Jan. 7	vs PHX	MIN							Mar. 20	vs DET	0-0	2/-1	11:20							
Nov. 5	@ MIN	INJ						Jan. 9	vs CGY	MIN							Mar. 23	@ EDM	0-1	3/-1	14:03							
Nov. 6	@ DAL	INJ						Jan. 11	vs NSH	MIN							Mar. 24	vs ANA	0-0	5/-1	10:49							
Nov. 10	@ STL	INJ						Jan. 13	@ MIN	MIN							Mar. 27	@ SJ	0-0	4/0	16:14							
Nov. 12	@ DET	INJ						Jan. 16	vs PIT	MIN							Mar. 30	vs PHX	0-1	2/1	11:08							
Nov. 14	@ COL	INJ						Jan. 20	@ EDM	MIN							Apr. 1	@ LA	0-1	1/1	16:05							
Nov. 20	vs COL	INJ						Jan. 21	vs DAL	MIN							Apr. 2	@ ANA	3-0	6/3	13:37							
Nov. 22	vs CHI	INJ						Jan. 23	vs CHI	MIN							Apr. 4	vs MIN	0-0	4/0	9:20							
Nov. 26	vs LA	INJ						Jan. 25	vs BUF	MIN							Apr. 6	vs COL	0-0	0/0	12:37							
Nov. 28	vs EDM	INJ						Jan. 27	vs STL	MIN							Apr. 8	@ SJ	0-0	3/1	13:29							
Nov. 29	vs SJ	INJ						Jan. 30	@ TOR	MIN							Apr. 10	vs CGY	DND									
Dec. 2	@ NJ	INJ						Feb. 2	@ MTL	MIN																		
Dec. 3	@ PHI	INJ						Feb. 4	@ OTT	MIN																		



#36

JANNIK  
HANSEN

RIGHT WING

SHOOTS RIGHT

6'1"

195 LBS

HERLEV, DENMARK

MAR. 15, 1986

## 2009.10 HIGHLIGHTS

**MOST GOALS IN A GAME** 1

NINE TIMES – LATEST APR. 2/10 at ANA

**MOST ASSISTS IN A GAME** 1

SIX TIMES – LATEST APR. 10/10 vs CGY

**MOST POINTS IN A GAME** 2

TWICE – LATEST JAN. 16/10 vs PIT: (1-1-2)

**HAT TRICKS** 0**GAME-WINNING GOALS** 3

LATEST MAR. 9/10 at COL

**POWER PLAY GOALS** 0**SHORTHANDED GOALS** 1

FEB. 11/10 at FLA

**OVERTIME POINTS** 0-0-0**SHOOTOUT RECORD** 0/0**PENALTY SHOT RECORD** 0/0

## 2009.10 SEASON IN REVIEW

Recorded 15 points (9-6-15) in 47 games played...Played his 100th career NHL game, Mar. 27 at SJ...Logged a season-high 18:29 of ice time, Mar. 16 vs NYI...Scored game-winning goals in consecutive games, Mar. 7 at NSH & Mar. 9 at COL...Scored first career shorthanded goal, Feb. 11 at FLA...Tied a career high for most points in a game (1-1-2), Nov 14 at COL...Missed 19 games due to a hand injury, Oct. 1 – Nov. 10.

## CAREER HIGHLIGHTS

Has appeared in 12 NHL playoff games, recording career playoff totals of one point (0-1-1) and four penalty minutes...Played in two playoff games for the Canucks in 2009...Appeared in six playoff games for Manitoba recording four points (2-2-4) in 2007.08...Made NHL debut during the 2006.07 playoffs against Dallas appearing in 10 games recording one point (0-1-1) and four penalty minutes...Recorded 13 points (7-6-13) in 12 playoff games for Portland of the WHL in 2005.06...Represented Denmark in the 2004, 2006 and 2008 World Championships appearing in a total of 16 games recording six points (4-2-6) and eight penalty minutes.



			REGULAR SEASON					PLAYOFFS				
SEASON	CLUB	LEA	GP	G	A	PTS	PIM	GP	G	A	PTS	PIM
2003.04	Rodovre	DEN	35	12	7	19	48	—	—	—	—	—
2004.05	Rodovre	DEN	32	17	17	34	40	5	3	1	4	24
	Denmark	WC-A	4	0	0	0	2	—	—	—	—	—
2005.06	Portland	WHL	62	24	40	64	67	12	7	6	13	16
	Denmark	WC-A	6	2	0	2	4	—	—	—	—	—
2006.07	Vancouver	NHL	—	—	—	—	—	10	0	1	1	4
2007.08	Manitoba	AHL	72	12	22	34	38	—	—	—	—	—
	Vancouver	NHL	5	0	0	0	2	—	—	—	—	—
	Manitoba	AHL	50	21	22	43	22	6	2	2	4	0
2008.09	Denmark	WC-A	6	2	2	4	2	—	—	—	—	—
	Vancouver	NHL	55	6	15	21	37	2	0	0	0	0
	Manitoba	AHL	5	0	2	2	5	—	—	—	—	—
2009.10	Vancouver	NHL	47	9	6	15	18	—	—	—	—	—
VANCOUVER/NHL TOTALS			107	15	21	36	57	12	0	1	1	4



## 2009.10 GAME BY GAME

Oct. 1	@ CGY	INJ	Dec. 5	@ CAR	1-0	4/-2	17:57	Feb. 6	@ BOS	MIN		
Oct. 3	@ COL	INJ	Dec. 8	@ NSH	0-0	2/-2	16:44	Feb. 9	@ TB	0-0	2/0	6:51
Oct. 5	vs CBJ	INJ	Dec. 10	vs ATL	0-0	2/0	15:02	Feb. 11	@ FLA	1-0	2/1	11:14
Oct. 7	vs MTL	INJ	Dec. 12	vs MIN	0-0	1/0	10:54	Feb. 12	@ CBJ	0-0	0/-1	3:58
Oct. 11	vs DAL	INJ	Dec. 14	vs LA	0-0	1/-1	11:12	Feb. 14	@ MIN	DND		
Oct. 16	@ CGY	INJ	Dec. 16	vs ANA	0-0	0/0	8:49	Mar. 2	@ CBJ	DND		
Oct. 17	vs MIN	INJ	Dec. 18	vs WSH	0-1	0/1	9:56	Mar. 3	@ DET	0-0	0/-1	12:57
Oct. 19	@ EDM	INJ	Dec. 20	vs STL	0-0	0/0	7:01	Mar. 5	@ CHI	0-0	0/-1	13:14
Oct. 21	@ CHI	INJ	Dec. 22	vs NSH	0-0	0/0	10:36	Mar. 7	@ NSH	1-0(W)	3/1	14:49
Oct. 24	vs TOR	INJ	Dec. 26	vs EDM	0-0	0/0	9:00	Mar. 9	@ COL	1-0(W)	3/1	14:15
Oct. 25	vs EDM	INJ	Dec. 27	@ CGY	0-0	1/0	11:38	Mar. 10	@ PHX	0-0	1/-1	14:01
Oct. 27	vs DET	INJ	Dec. 29	@ PHX	DND			Mar. 13	vs OTT	0-0	1/0	13:52
Oct. 29	@ LA	INJ	Dec. 31	@ STL	DND			Mar. 14	vs CGY	0-0	3/-1	13:23
Oct. 30	@ ANA	INJ	Jan. 2	@ DAL	DND			Mar. 16	vs NYI	0-0	3/1	18:29
Nov. 1	vs COL	INJ	Jan. 5	vs CBJ	DND			Mar. 18	vs SJ	0-0	1/-2	15:33
Nov. 3	vs NYR	INJ	Jan. 7	vs PHX	DND			Mar. 20	vs DET	0-0	0/0	16:45
Nov. 5	@ MIN	INJ	Jan. 9	vs CGY	DND			Mar. 23	@ EDM	0-0	1/0	14:45
Nov. 6	@ DAL	INJ	Jan. 11	vs NSH	0-0	3/0	10:54	Mar. 24	vs ANA	0-1	2/1	17:04
Nov. 10	@ STL	INJ	Jan. 13	@ MIN	0-0	0/-1	7:19	Mar. 27	@ SJ	0-0	3/0	12:48
Nov. 12	@ DET	0-0	Jan. 16	vs PIT	1-1	2/2	11:26	Mar. 30	vs PHX	0-0	2/0	15:50
Nov. 14	@ COL	1-1 (W)	Jan. 20	@ EDM	0-0	1/-1	4:46	Apr. 1	@ LA	0-0	1/-3	15:15
Nov. 20	vs COL	0-1	Jan. 21	vs DAL	DND			Apr. 2	@ ANA	1-0	3/1	11:57
Nov. 22	vs CHI	0-0	Jan. 23	vs CHI	DND			Apr. 4	vs MIN	0-0	0/-1	8:43
Nov. 26	vs LA	0-0	Jan. 25	vs BUF	DND			Apr. 6	vs COL	0-0	0/0	9:28
Nov. 28	vs EDM	0-0	Jan. 27	vs STL	DND			Apr. 8	@ SJ	0-0	0/0	10:11
Nov. 29	vs SJ	1-0	Jan. 30	@ TOR	MIN			Apr. 10	vs CGY	0-1	1/0	12:23
Dec. 2	@ NJ	1-0	Feb. 2	@ MTL	MIN							
Dec. 3	@ PHI	0-0	Feb. 4	@ OTT	MIN							



#24

# DARCY HORDICHUK

LEFT WING

SHOOTS LEFT

6'1"

211 LBS

KAMSACK, SK

AUG. 10, 1980

## 2009.10 HIGHLIGHTS

<b>MOST GOALS IN A GAME</b>	<b>1</b>
-----------------------------	----------

NOV. 5/09 at MIN

<b>MOST ASSISTS IN A GAME</b>	<b>1</b>
-------------------------------	----------

OCT. 25/09 vs EDM

<b>MOST POINTS IN A GAME</b>	<b>1</b>
------------------------------	----------

TWICE – LATEST NOV.5/09 vs MIN: 1-0-1

<b>HAT TRICKS</b>	<b>0</b>
-------------------	----------

<b>GAME-WINNING GOALS</b>	<b>0</b>
---------------------------	----------

<b>POWER PLAY GOALS</b>	<b>0</b>
-------------------------	----------

<b>SHORTHANDED GOALS</b>	<b>0</b>
--------------------------	----------

<b>OVERTIME POINTS</b>	<b>0-0-0</b>
------------------------	--------------

<b>SHOOTOUT RECORD</b>	<b>0/0</b>
------------------------	------------

<b>PENALTY SHOT RECORD</b>	<b>0/0</b>
----------------------------	------------




## 2009.10 SEASON IN REVIEW

Collected two points (1-1-2) in 56 games played, logging an average of 6:01 TOI/G... Recorded 142 penalty minutes leading the team in this category... Played his 400th NHL game, Dec. 29 at PHX... Recorded his first goal of the season, Nov. 5 vs MIN... Collected his first point of the season (0-1-1), Oct. 25 vs EDM.

## CAREER HIGHLIGHTS

Has appeared in the postseason on three occasions, recording one point (1-0-1) and 16 penalty minutes in 17 playoff games... Made his Canucks post-season debut in the 2009 Playoffs... Registered one point (1-0-1) and 14 penalty minutes in 10 games... Made five post-season appearances with Nashville in the 2008 NHL Playoffs recording two penalty minutes... Made NHL Playoff debut during the 2007 Stanley Cup Playoffs, Apr. 16 at SJ... Member of the Orlando Solar Bears who captured the last IHL Turner Cup in 2001... Appeared in 16 IHL playoff games and recorded six points (3-3-6) and 41 penalty minutes... Appeared in 11 playoff games with the Saskatoon Blades of the WHL, registering six points (4-2-6) and 43 penalty minutes.

			REGULAR SEASON					PLAYOFFS				
SEASON	CLUB	LEA	GP	G	A	PTS	PIM	GP	G	A	PTS	PIM
1996.97	Yorkton	SMHL	57	6	15	21	230	—	—	—	—	—
	Calgary	WHL	3	0	0	0	2	—	—	—	—	—
1997.98	Dauphin	MJHL	58	12	21	33	279	—	—	—	—	—
1998.99	Saskatoon	WHL	66	3	2	5	246	—	—	—	—	—
1999.00	Saskatoon	WHL	63	6	8	14	269	11	4	2	6	43
2000.01	Atlanta	NHL	11	0	0	0	38	—	—	—	—	—
	Orlando	IHL	69	7	3	10	369	16	3	3	6	41
2001.02	Atlanta	NHL	33	1	1	2	127	—	—	—	—	—
	Phoenix	NHL	1	0	0	0	14	—	—	—	—	—
	Chicago	AHL	34	5	4	9	127	—	—	—	—	—
2002.03	Phoenix	NHL	25	0	0	0	82	—	—	—	—	—
	Florida	NHL	3	0	0	0	15	—	—	—	—	—
	Springfield	AHL	22	1	3	4	38	—	—	—	—	—
2003.04	Florida	NHL	57	3	1	4	158	—	—	—	—	—
2004.05	Did not play											
2005.06	Nashville	NHL	74	7	6	13	163	—	—	—	—	—
2006.07	Nashville	NHL	53	1	3	4	90	2	0	0	0	0
2007.08	Nashville	NHL	45	1	2	3	60	5	0	0	0	2
2008.09	Vancouver	NHL	73	4	1	5	109	10	1	0	1	14
2009.10	Vancouver	NHL	56	1	1	2	142					
VANCOUVER TOTALS			129	5	2	7	251	10	1	0	1	14
NHL TOTALS			431	18	15	33	998	17	1	0	1	16



## 2009.10 GAME BY GAME

Oct. 1	@ CGY	0-0	0/-1	5:26	Dec. 5	@ CAR	DND		Feb. 6	@ BOS	0-0	2/0	4:32
Oct. 3	@ COL	0-0	0/0	6:56	Dec. 8	@ NSH	DND		Feb. 9	@ TB	0-0	0/0	4:29
Oct. 5	vs CBJ	0-0	0/1	9:47	Dec. 10	vs ATL	0-0	0/0 4:29	Feb. 11	@ FLA	0-0	0/0	7:01
Oct. 7	vs MTL	0-0	0/0	8:24	Dec. 12	vs MIN	0-0	0/-1 2:57	Feb. 12	@ CBJ	0-0	0/-1	3:04
Oct. 11	vs DAL	0-0	0/0	6:04	Dec. 14	vs LA	DND		Feb. 14	@ MIN	0-0	1/0	6:25
Oct. 16	@ CGY	0-0	0/-2	7:09	Dec. 16	vs ANA	0-0	0/0 2:22	Mar. 2	@ CBJ	0-0	0/0	4:33
Oct. 17	vs MIN	0-0	0/0	5:32	Dec. 18	vs WSH	DND		Mar. 3	@ DET	DND		
Oct. 19	@ EDM	DND			Dec. 20	vs STL	DND		Mar. 5	@ CHI	DND		
Oct. 21	@ CHI	0-0	0/0	7:10	Dec. 22	vs NSH	DND		Mar. 7	@ NSH	DND		
Oct. 24	vs TOR	0-0	0/0	9:42	Dec. 26	vs EDM	0-0	0/0 8:03	Mar. 9	@ COL	DND		
Oct. 25	vs EDM	0-1	0/1	6:49	Dec. 27	@ CGY	0-0	0/0 9:56	Mar. 10	@ PHX	DND		
Oct. 27	vs DET	0-0	0/-1	7:19	Dec. 29	@ PHX	0-0	1/1 4:55	Mar. 13	vs OTT	0-0	0/0	9:06
Oct. 29	@ LA	DND			Dec. 31	@ STL	0-0	0/0 4:42	Mar. 14	vs CGY	0-0	0/0	2:03
Oct. 30	@ ANA	DND			Jan. 2	@ DAL	0-0	1/0 5:16	Mar. 16	vs NYI	DND		
Nov. 1	vs COL	0-0	0/0	7:26	Jan. 5	vs CBJ	0-0	1/-1 8:32	Mar. 18	vs SJ	0-0	0/1	5:28
Nov. 3	vs NYR	0-0	0/0	5:22	Jan. 7	vs PHX	0-0	1/0 6:13	Mar. 20	vs DET	0-0	1/0	4:11
Nov. 5	@ MIN	1-0	2/2	6:30	Jan. 9	vs CGY	0-0	1/0 7:38	Mar. 23	@ EDM	0-0	0/0	5:30
Nov. 6	@ DAL	0-0	2/0	7:19	Jan. 11	vs NSH	0-0	1/0 5:30	Mar. 24	vs ANA	0-0	1/0	2:46
Nov. 10	@ STL	0-0	0/0	8:52	Jan. 13	@ MIN	0-0	1/0 4:30	Mar. 27	@ SJ	0-0	0/0	6:11
Nov. 12	@ DET	DND			Jan. 16	vs PIT	0-0	0/1 9:28	Mar. 30	vs PHX	0-0	0/0	4:40
Nov. 14	@ COL	DND			Jan. 20	@ EDM	0-0	0/-1 4:42	Apr. 1	@ LA	0-0	1/-1	6:42
Nov. 20	vs COL	DND			Jan. 21	vs DAL	0-0	0/0 6:44	Apr. 2	@ ANA	0-0	0/0	2:27
Nov. 22	vs CHI	DND			Jan. 23	vs CHI	0-0	1/-1 6:27	Apr. 4	vs MIN	0-0	1/0	3:16
Nov. 26	vs LA	0-0	0/0	6:10	Jan. 25	vs BUF	DND		Apr. 6	vs COL	DND		
Nov. 28	vs EDM	0-0	1/-1	9:11	Jan. 27	vs STL	0-0	1/0 6:25	Apr. 8	@ SJ	DND		
Nov. 29	vs SJ	0-0	0/-1	5:57	Jan. 30	@ TOR	0-0	0/-1 3:07	Apr. 10	vs CGY	DND		
Dec. 2	@ NJ	DND			Feb. 2	@ MTL	0-0	0/-1 6:18					
Dec. 3	@ PHI	DND			Feb. 4	@ OTT	DND						



#10

# RYAN JOHNSON

## 2009.10 HIGHLIGHTS

<b>MOST GOALS IN A GAME</b>	<b>1</b>
-----------------------------	----------

MAR. 18/10 vs SJ

<b>MOST ASSISTS IN A GAME</b>	<b>3</b>
-------------------------------	----------

NOV. 14 at COL

<b>MOST POINTS IN A GAME</b>	<b>3</b>
------------------------------	----------

NOV. 14 at COL: 0-3-3

<b>HAT TRICKS</b>	<b>0</b>
-------------------	----------

<b>GAME-WINNING GOALS</b>	<b>1</b>
---------------------------	----------

MAR. 18/10 vs SJ

<b>POWER PLAY GOALS</b>	<b>0</b>
-------------------------	----------


<b>SHORTHANDED GOALS</b>	<b>0</b>
--------------------------	----------

<b>OVERTIME POINTS</b>	<b>0-0-0</b>
------------------------	--------------

<b>SHOOTOUT RECORD</b>	<b>0/0</b>
------------------------	------------

<b>PENALTY SHOT RECORD</b>	<b>0/0</b>
----------------------------	------------

CENTRE	SHOOTS LEFT	6'1"	199 LBS	THUNDER BAY, ON	JUN. 14, 1976
--------	-------------	------	---------	-----------------	---------------



## 2009.10 SEASON IN REVIEW

Recorded five points (1-4-5) in 58 games played...Registered 85 blocked shots... Notched the game-winning goal, Mar. 18 vs SJ...Collected three assists, tying a career high for most points in a game and setting a career high for most assists in a game, Nov. 14 at COL...Recorded first point of the season, Nov. 5 at MIN.

## CAREER HIGHLIGHTS

Has appeared in 19 career playoff games, recording four points (1-3-4) and eight penalty minutes...Recorded two points (1-1-2) in 10 playoff games during his 2009 postseason debut with the Canucks...Notched his first NHL playoff goal, Apr. 30 vs CHI...Played in six playoff games in 2003, registering two assists and six penalty minutes...Made his postseason debut in Game 1 of the Western Conference Quarterfinal, recording his first playoff point (0-1-1), Apr. 10/03 at VAN...Finished tied for first on St. Louis with a plus-three rating in the 2003 postseason...Skated in three postseason games for the Blues in 2004, recording two shots.



REGULAR SEASON									PLAYOFFS				
SEASON	CLUB	LEA	GP	G	A	PTS	PIM		GP	G	A	PTS	PIM
1994.95	North Dakota	NCAA	38	6	22	28	39		–	–	–	–	–
1995.96	North Dakota	NCAA	21	2	17	19	14		–	–	–	–	–
	Canada	Nat-Team	28	5	12	17	14		–	–	–	–	–
1996.97	Carolina	AHL	79	18	24	42	28		–	–	–	–	–
1997.98	Florida	NHL	10	0	2	2	0		–	–	–	–	–
	New Haven	AHL	64	19	48	67	12		3	0	1	1	0
1998.99	Florida	NHL	1	1	0	1	0		–	–	–	–	–
	New Haven	AHL	37	8	19	27	18		–	–	–	–	–
1999.00	Florida	NHL	66	4	12	16	14		–	–	–	–	–
	Tampa Bay	NHL	14	0	2	2	2		–	–	–	–	–
2000.01	Tampa Bay	NHL	80	7	14	21	44		–	–	–	–	–
2001.02	Florida	NHL	29	1	3	4	10		–	–	–	–	–
2002.03	Florida	NHL	58	2	5	7	26		–	–	–	–	–
	St. Louis	NHL	17	0	0	0	12		6	0	2	2	6
2003.04	St. Louis	NHL	69	4	7	11	8		3	0	0	0	0
2004.05	Missouri	UHL	29	7	14	21	12		6	1	0	1	13
2005.06	St. Louis	NHL	65	3	6	9	33		–	–	–	–	–
2006.07	St. Louis	NHL	59	7	4	11	47		–	–	–	–	–
2007.08	St. Louis	NHL	79	5	13	18	22		–	–	–	–	–
2008.09	Vancouver	NHL	62	2	7	9	12		10	1	1	2	2
2009.10	Vancouver	NHL	58	1	4	5	12						
VANCOUVER TOTALS			120	3	11	14	24		10	1	1	2	2
NHL TOTALS			667	37	79	116	242		19	1	3	4	8



## 2009.10 GAME BY GAME

Oct. 1	@ CGY	0-0	0/-1	6:25	Dec. 5	@ CAR	0-0	0/0	8:55	Feb. 6	@ BOS	0-0	1/0	8:39
Oct. 3	@ COL	0-0	0/0	11:05	Dec. 8	@ NSH	0-0	0/0	11:33	Feb. 9	@ TB	DND		
Oct. 5	vs CBJ	0-0	0/0	8:05	Dec. 10	vs ATL	0-0	0/0	9:16	Feb. 11	@ FLA	DND		
Oct. 7	vs MTL	0-0	0/0	10:42	Dec. 12	vs MIN	0-0	1/-1	9:05	Feb. 12	@ CBJ	DND		
Oct. 11	vs DAL	0-0	0/0	11:08	Dec. 14	vs LA	0-0	0/0	8:29	Feb. 14	@ MIN	DND		
Oct. 16	@ CGY	0-0	0/0	14:59	Dec. 16	vs ANA	0-0	1/1	11:46	Mar. 2	@ CBJ	0-0	0/-1	8:49
Oct. 17	vs MIN	0-0	0/0	8:14	Dec. 18	vs WSH	0-0	0/0	8:21	Mar. 3	@ DET	0-0	2/0	13:11
Oct. 19	@ EDM	0-0	2/0	9:46	Dec. 20	vs STL	0-0	0/0	6:27	Mar. 5	@ CHI	0-0	0/-1	13:33
Oct. 21	@ CHI	0-0	0/0	13:31	Dec. 22	vs NSH	0-0	0/0	9:31	Mar. 7	@ NSH	0-0	1/0	9:40
Oct. 24	vs TOR	0-0	0/0	11:45	Dec. 26	vs EDM	INJ			Mar. 9	@ COL	0-0	0/0	9:52
Oct. 25	vs EDM	0-0	0/0	12:52	Dec. 27	@ CGY	INJ			Mar. 10	@ PHX	0-0	0/0	8:56
Oct. 27	vs DET	0-0	0/0	3:22	Dec. 29	@ PHX	INJ			Mar. 13	vs OTT	0-0	1/0	10:51
Oct. 29	@ LA	INJ			Dec. 31	@ STL	INJ			Mar. 14	vs CGY	0-0	1/0	9:58
Oct. 30	@ ANA	INJ			Jan. 2	@ DAL	INJ			Mar. 16	vs NYI	0-0	0/0	7:46
Nov. 1	vs COL	INJ			Jan. 5	vs CBJ	INJ			Mar. 18	vs SJ	1-0 (W)	2/1	10:29
Nov. 3	vs NYR	INJ			Jan. 7	vs PHX	INJ			Mar. 20	vs DET	0-0	0/0	10:35
Nov. 5	@ MIN	0-1	0/2	13:34	Jan. 9	vs CGY	INJ			Mar. 23	@ EDM	0-0	0/0	7:50
Nov. 6	@ DAL	0-0	0/0	11:03	Jan. 11	vs NSH	INJ			Mar. 24	vs ANA	0-0	0/1	11:37
Nov. 10	@ STL	0-0	1/-1	15:15	Jan. 13	@ MIN	INJ			Mar. 27	@ SJ	0-0	1/0	7:58
Nov. 12	@ DET	0-0	1/0	14:46	Jan. 16	vs PIT	INJ			Mar. 30	vs PHX	0-0	1/0	15:57
Nov. 14	@ COL	0-3	0/3	14:50	Jan. 20	@ EDM	INJ			Apr. 1	@ LA	0-0	0/0	13:24
Nov. 20	vs COL	0-0	1/0	13:50	Jan. 21	vs DAL	0-0	0/-1	9:35	Apr. 2	@ ANA	0-0	0/0	15:28
Nov. 22	vs CHI	0-0	0/0	8:44	Jan. 23	vs CHI	0-0	0/-1	9:58	Apr. 4	vs MIN	0-0	0/-2	12:02
Nov. 26	vs LA	0-0	0/0	12:29	Jan. 25	vs BUF	0-0	0/-1	6:30	Apr. 6	vs COL	INJ		
Nov. 28	vs EDM	0-0	1/-1	12:56	Jan. 27	vs STL	0-0	0/0	8:15	Apr. 8	@ SJ	INJ		
Nov. 29	vs SJ	0-0	0/-1	9:32	Jan. 30	@ TOR	DND			Apr. 10	vs CGY	INJ		
Dec. 2	@ NJ	0-0	0/0	12:58	Feb. 2	@ MTL	0-0	0/-1	7:52					
Dec. 3	@ PHI	0-0	1/1	12:14	Feb. 4	@ OTT	0-0	0/0	9:45					



#17

# RYAN KESLER

CENTRE	SHOOTS RIGHT	6'2"	202 LBS	LIVONIA, MI	AUG. 31, 1984
--------	--------------	------	---------	-------------	---------------

## 2009.10 HIGHLIGHTS

<b>MOST GOALS IN A GAME</b>	<b>2</b>
-----------------------------	----------

MAR. 3/10 at DET

<b>MOST ASSISTS IN A GAME</b>	<b>3</b>
-------------------------------	----------

FOUR TIMES – LATEST APR. 2/10 at ANA

<b>MOST POINTS IN A GAME</b>	<b>3</b>
------------------------------	----------

FIVE TIMES – LATEST APR. 2/10 at ANA: 0-3-3

<b>HAT TRICKS</b>	<b>0</b>
-------------------	----------

<b>GAME-WINNING GOALS</b>	<b>5</b>
---------------------------	----------

LATEST APR. 10/10 vs CGY

<b>POWER PLAY GOALS</b>	<b>12</b>
-------------------------	-----------

LATEST MAR. 18/10 vs SJ

<b>SHORTHANDED GOALS</b>	<b>1</b>
--------------------------	----------

APR. 4/10 vs MIN

<b>OVERTIME POINTS</b>	<b>0-2-2</b>
------------------------	--------------

<b>SHOOTOUT RECORD</b>	<b>3/5</b>
------------------------	------------

0 GDG

<b>PENALTY SHOT RECORD</b>	<b>0/0</b>
----------------------------	------------




## 2009.10 SEASON IN REVIEW

Registered 75 points (25-50-75) in 82 games in 2009.10...Posted career high in assists (50), points (75) and penalty minutes (104)...Finished first overall on the Canucks in face-off winning percentage (55.1%) and tied for 12th in the League...Finished first overall on the Canucks and tied for 13th in the NHL in power play goals with 12...Notched 20+ goals in a season for the third consecutive year...Recorded six points (2-4-6) in four consecutive games, Mar. 30-Apr. 4...Established a 13-game scoring streak, the fifth longest this season, recording 15 points (6-9-15), Feb. 6-Mar. 14...Collected his 200th career point, Mar. 9 at COL...Won a silver medal and collected two goals in six games with Team USA at the 2010 Winter Olympic Games...Recorded five points (1-4-5) in three consecutive games, Jan. 27-Feb. 2...Established a five-game scoring streak (1-6-7), Dec. 31-Jan. 9...Won the Molson Cup for the month of November...Had a four-game assist streak (0-4-4), Nov. 10-20...Collected seven points (3-4-7) in five consecutive games, Oct. 5-17.

## CAREER HIGHLIGHTS

Has played in 11 career playoff games, recording four points (2-2-4) and 14 penalty minutes...Registered all four career playoff points in 10 games in the 2009 postseason...Made his NHL Playoff debut in 2008, recording two shots and logging 27:51 ice-time...Suffered a hand injury and missed remainder of 2007 postseason, Apr. 11/07 vs DAL...Played in 14 playoff games with Manitoba (AHL) in 2004.05, recording nine points (4-5-9) and eight penalty minutes...Registered two points (2-0-2) in six games played and won a silver medal with Team USA at the 2010 Winter Olympic Games...Registered three points (3-0-3) in six games played with Team USA at the World Junior Championships in 2004, including the tying goal in USA's 4-3 gold medal win...Played for Team USA Junior National Team in 2002.03...Ranked second in team scoring at 2003 IIHF World Junior with seven points and earned player of the game honours against Czech Republic and Finland...Was a member of the squad that claimed the IIHF World Under-18 Championship, receiving the Best Player Award at the conclusion of that tournament and was the player of the game in the tilt between the U.S. and Canada...Won a gold medal at the Under-17 Challenge in 2001.02...Ranked in the top three in scoring for the Under-17 Team in 2000.01, posting 11 goals and 31 assists in 69 games...Won a silver medal at the Three Nations Cup in 2000.01.

REGULAR SEASON								PLAYOFFS				
SEASON	CLUB	LEA	GP	G	A	PTS	PIM	GP	G	A	PTS	PIM
2000.01	USA U-18	USDP	26	8	20	28	24	–	–	–	–	–
2001.02	USA U-18	USDP	46	11	33	44	23	–	–	–	–	–
2002.03	Ohio State	CCHA	40	11	20	31	44	–	–	–	–	–
2003.04	Vancouver	NHL	28	2	3	5	16	–	–	–	–	–
	Manitoba	AHL	33	3	8	11	29	–	–	–	–	–
2004.05	Manitoba	AHL	78	30	27	57	105	14	4	5	9	8
2005.06	Vancouver	NHL	82	10	13	23	79	–	–	–	–	–
2006.07	Vancouver	NHL	48	6	10	16	40	1	0	0	0	0
2007.08	Vancouver	NHL	80	21	16	37	79	–	–	–	–	–
2008.09	Vancouver	NHL	82	26	33	59	61	10	2	2	4	14
2009.10	Vancouver	NHL	82	25	50	75	104					
	USA	Olympics	6	2	0	2	2	–	–	–	–	–
VANCOUVER/NHL TOTALS			402	90	125	215	379	11	2	2	4	14



## 2009.10 GAME BY GAME

Oct. 1	@ CGY	0-0	2/-1	18:40	Dec. 5	@ CAR	0-0	5/-2	17:53	Feb. 6	@ BOS	0-1	0/1	25:55
Oct. 3	@ COL	0-0	0/0	18:02	Dec. 8	@ NSH	1-0	8/-1	20:40	Feb. 9	@ TB	1-0	5/-2	20:56
Oct. 5	vs CBJ	0-1	1/-2	17:35	Dec. 10	vs ATL	0-0	1/1	21:36	Feb. 11	@ FLA	1-0	4/0	20:41
Oct. 7	vs MTL	1-2	3/2	19:29	Dec. 12	vs MIN	1-0(W)	5/-1	22:08	Feb. 12	@ CBJ	0-1	0/-1	22:17
Oct. 11	vs DAL	1-0	3/0	20:44	Dec. 14	vs LA	1-1	5/2	18:50	Feb. 14	@ MIN	0-1	2/1	17:36
Oct. 16	@ CGY	0-1	0/-1	16:09	Dec. 16	vs ANA	0-0	1/-1	20:45	Mar. 2	@ CBJ	0-1	2/0	21:42
Oct. 17	vs MIN	1-0	8/1	20:48	Dec. 18	vs WSH	1-1	3/1	21:03	Mar. 3	@ DET	2-0	5/1	18:58
Oct. 19	@ EDM	0-0	3/-2	17:43	Dec. 20	vs STL	0-0	5/-1	22:24	Mar. 5	@ CHI	1-0	3/0	17:38
Oct. 21	@ CHI	0-1	2/-1	20:49	Dec. 22	vs NSH	0-0	4/-1	18:48	Mar. 7	@ NSH	0-1	1/0	19:21
Oct. 24	vs TOR	1-0(W)	5/1	20:46	Dec. 26	vs EDM	1-0(W)	4/0	20:13	Mar. 9	@ COL	0-2	1/-1	18:39
Oct. 25	vs EDM	0-0	1/0	17:06	Dec. 27	@ CGY	0-1	1/1	18:13	Mar. 10	@ PHX	0-1	3/1	22:48
Oct. 27	vs DET	0-2	4/1	22:07	Dec. 29	@ PHX	0-0	0/0	21:30	Mar. 13	vs OTT	0-1	4/0	16:53
Oct. 29	@ LA	0-0	3/0	23:01	Dec. 31	@ STL	0-1	0/0	22:29	Mar. 14	vs CGY	1-0(W)	5/1	22:23
Oct. 30	@ ANA	0-0	4/0	17:18	Jan. 2	@ DAL	1-1	2/1	21:36	Mar. 16	vs NYI	0-0	0/-1	19:33
Nov. 1	vs COL	1-1	2/2	17:32	Jan. 5	vs CBJ	0-2	1/1	19:59	Mar. 18	vs SJ	1-1	2/0	20:11
Nov. 3	vs NYR	0-3	2/1	20:27	Jan. 7	vs PHX	0-1	1/1	19:35	Mar. 20	vs DET	0-0	4/-2	22:18
Nov. 5	@ MIN	0-0	2/1	18:25	Jan. 9	vs CGY	0-1	0/0	19:42	Mar. 23	@ EDM	0-1	2/-1	21:03
Nov. 6	@ DAL	0-0	4/-1	21:27	Jan. 11	vs NSH	0-0	3/-1	24:02	Mar. 24	vs ANA	1-0	5/0	18:57
Nov. 10	@ STL	0-1	2/1	18:13	Jan. 13	@ MIN	1-0	3/-1	19:29	Mar. 27	@ SJ	0-0	3/-1	20:53
Nov. 12	@ DET	0-1	4/-2	21:20	Jan. 16	vs PIT	1-0	2/1	16:50	Mar. 30	vs PHX	0-1	0/1	4:58
Nov. 14	@ COL	0-1	1/2	18:29	Jan. 20	@ EDM	0-0	5/0	22:09	Apr. 1	@ LA	1-0	2/-2	21:39
Nov. 20	vs COL	0-1	0/2	19:21	Jan. 21	vs DAL	0-1	0/2	18:48	Apr. 2	@ ANA	0-3	0/3	23:58
Nov. 22	vs CHI	0-0	2/-1	18:54	Jan. 23	vs CHI	0-1	1/1	17:47	Apr. 4	vs MIN	1-0	4/0	20:02
Nov. 26	vs LA	0-1	5/0	19:12	Jan. 25	vs BUF	0-0	5/1	19:38	Apr. 6	vs COL	0-0	2/0	20:23
Nov. 28	vs EDM	0-3	2/0	17:22	Jan. 27	vs STL	0-3	2/1	19:41	Apr. 8	@ SJ	0-0	0/-1	12:57
Nov. 29	vs SJ	0-0	3/-1	18:47	Jan. 30	@ TOR	0-1	2/0	20:25	Apr. 10	vs CGY	1-0(W)	3/1	14:44
Dec. 2	@ NJ	0-1	2/1	17:50	Feb. 2	@ MTL	1-0	6/-1	21:32					
Dec. 3	@ PHI	0-0	4/0	17:55	Feb. 4	@ OTT	0-0	3/-2	18:48					





#1

# ROBERTO LUONGO

## 2009.10 HIGHLIGHTS

<b>MOST SHOTS FACED</b>	<b>54</b>
-------------------------	-----------

MAR. 20/10 vs DET

<b>MOST SAVES IN A GAME</b>	<b>50</b>
-----------------------------	-----------

MAR. 20/10 vs DET

<b>SHUTOUTS</b>	<b>4</b>
-----------------	----------

LATEST – FEB. 11/10 at FLA

<b>SHOOTOUT RECORD</b>	<b>2-3</b>
------------------------	------------

<b>PENALTY SHOT RECORD</b>	<b>1/1</b>
----------------------------	------------

SHOTS AGAINST 1, SAVES 1

GOALTENDER	CATCHES LEFT	6'3"	217 LBS	MONTREAL, QC	APR. 4, 1979
------------	--------------	------	---------	--------------	--------------



## 2009.10 SEASON IN REVIEW

Posted 40 wins, 2.57 GAA, four shutouts and a winning percentage of .913 in 68 games in the 2009.10 season...Produced the second highest win total of his career with 40 victories this season...Ranks fifth among active goaltenders in career wins (270)...Posted 30+ wins for the fourth consecutive season 40+ wins for only the second time in his career...Finished the season with 51 career shutouts, ranking second among active goaltenders and tied for 20th for the most in League history...Won the Molson Cup in January and February...Appeared in his 600th career game, becoming the fourth youngest goaltender in League history to do so and only the 37th goaltender in League history to reach that mark, Mar. 9 at COL...Won four consecutive games, Mar. 7-14...Won the gold medal, the first on Canadian soil, at the 2010 Winter Olympic Games with a record of 5-0-0 with Team Canada...Produced a six-game winning streak, Jan. 16-27...Established his longest undefeated streak in regulation, producing a record of 7-0-2, Dec. 22-Jan. 9...Posted his 50th career shutout in a milestone outing that also saw Alex Burrows record a hat trick; this game marked only the second game in franchise history that the Canucks have recorded a shutout and hat trick in a single game, Jan. 7 vs PHX...Missed six games due to a rib injury, Oct. 29-Nov. 6.

## CAREER HIGHLIGHTS

Has appeared in 22 career playoff games, posting a record of 11-11 and a GAA of 2.09...Posted a record of 6-4, one shutout and a 2.52 GAA in the Canucks 2009 Playoff run...Recorded his first career playoff shutout, Apr. 17/09 vs STL...Made NHL playoff debut with the Canucks in 2006.07...Set a League record for most shots faced by a goaltender and most shots faced in his first playoff game (76), tying for the second highest number of saves all-time (72)...Posted a GAA of 1.77 and a record of 5-7 in 12 playoff games...Played in the franchise's longest game in playoff history at 138:06 minutes...Played for Team Canada at the 2006 Olympic Games...Appeared in two games with Team Canada in the World Championships in 2005, posting a 1-0-1 record, 40 saves and one shutout...Won a gold medal with Team Canada at the 2004 World Hockey Championships...Helped Canada win the 2004 World Cup of Hockey, posting a 1-0 record, making 37 saves and recording a .925 save percentage...Won a gold medal with Team Canada at the 2003 World Championships in Finland, stopping 37 of 39 shots in the Final...Appeared in six playoff games with Lowell (AHL) in 1999.00, recording a 3-3 record with a 3.01 GAA...Won a silver medal at the 1999 World Junior Championships for Team Canada, posting a 4-2-1 record with a 1.92 GAA and a .942 save percentage...Led Acadie-Bathurst (QMJHL) to a Quebec League title in 1998.99, appearing in 23 playoff games, posting a 16-6 record with a 2.74 GAA...Won the QMJHL Title with Val d'Or, appearing in 17 playoff games and posting a 14-3 record and a 2.18 GAA.



REGULAR SEASON													PLAYOFFS						
SEASON	CLUB	LEA	GPI	W	L	T/OT	MIN	GA	SO	GAA	PCT		GPI	W	L	MIN	GA	SO	GAA
1995.96	Val d'Or	QMJHL	23	6	11	4	1201	74	0	3.70	—		3	0	1	68	5	0	4.41
1996.97	Val d'Or	QMJHL	60	32	22	2	3305	171	2	3.10	—		13	8	5	777	44	0	3.40
1997.98	Val d'Or	QMJHL	54	27	20	5	3046	157	7	3.09	.908		17	14	3	1019	37	2	2.18
1998.99	Val d'Or	QMJHL	21	6	10	2	1176	77	1	3.93	.902		—	—	—	—	—	—	—
	Acadie-Bathurst	QMJHL	22	14	7	1	1340	74	0	3.31	.914		23	16	6	1400	64	0	2.74
1999.00	NY Islanders	NHL	24	7	14	1	1,292	70	1	3.25	.904		—	—	—	—	—	—	—
	Lowell	AHL	26	10	12	4	1517	74	1	2.93	.908		6	3	3	359	18	0	3.01
2000.01	Florida	NHL	47	12	24	7	2,628	107	5	2.44	.920		—	—	—	—	—	—	—
	Louisville	AHL	3	1	2	0	178	10	0	3.38	.917		—	—	—	—	—	—	—
2001.02	Florida	NHL	58	16	33	4	3,029	140	4	2.77	.915		—	—	—	—	—	—	—
2002.03	Florida	NHL	65	20	34	7	3,627	164	6	2.71	.918		—	—	—	—	—	—	—
2003.04	Florida	NHL	72	25	33	14	4,251	172	7	2.43	.931		—	—	—	—	—	—	—
2004.05	Did Not Play																		
2005.06	Florida	NHL	75	35	30	9	4,304	213	4	2.97	.914		—	—	—	—	—	—	—
	Canada	Olympics	2	1	1	0	119	3	0	1.51	—		—	—	—	—	—	—	—
2006.07	Vancouver	NHL	76	47	22	6	4,490	171	5	2.29	.921		12	5	7	847	25	0	1.77
2007.08	Vancouver	NHL	73	35	29	9	4,233	168	6	2.38	.917		—	—	—	—	—	—	—
2008.09	Vancouver	NHL	54	33	13	7	3,181	124	9	2.34	.920		10	6	4	618	26	1	2.52
2009.10	Vancouver	NHL	68	40	22	4	3,899	167	4	2.57	.913								
	Canada	Olympics	5	5	0	0	307:40	9	1	1.76									
VANCOUVER TOTALS			271	155	86	26	15,803	630	24	2.39	.918		22	11	11	1,465	51	1	2.09
NHL TOTALS			612	270	254	68	34,938	1,496	51	2.57	.918		22	11	11	1,465	51	1	2.09



## 2009.10 GAME BY GAME

Oct. 1	@ CGY	4/22	L	59	Dec. 5	@ CAR	DNP		Feb. 6	@ BOS	2/43	W	65
Oct. 3	@ COL	3/27	L	60	Dec. 8	@ NSH	3/25	L 60	Feb. 9	@ TB	3/19	L	57
Oct. 5	vs CBJ	4/12	L	26	Dec. 10	vs ATL	2/24	W 59	Feb. 11	@ FLA	0/31	W	60
Oct. 7	vs MTL	1/28	W	60	Dec. 12	vs MIN	3/41	W 60	Feb. 12	@ CBJ	DNP		
Oct. 11	vs DAL	3/35	W	65	Dec. 14	vs LA	1/25	W 60	Feb. 14	@ MIN	5/32	L	48
Oct. 16	@ CGY	5/19	L	40	Dec. 16	vs ANA	3/34	L 59	Mar. 2	@ CBJ	DNP		
Oct. 17	vs MIN	1/18	W	60	Dec. 18	vs WSH	2/27	W 60	Mar. 3	@ DET	3/31	W	60
Oct. 19	@ EDM	2/29	L	59	Dec. 20	vs STL	3/26	L 58	Mar. 5	@ CHI	5/14	L	20
Oct. 21	@ CHI	2/20	W	60	Dec. 22	vs NSH	1/21	W 60	Mar. 7	@ NSH	2/35	W	60
Oct. 24	vs TOR	1/36	W	60	Dec. 26	vs EDM	1/25	W 60	Mar. 9	@ COL	4/27	W	60
Oct. 25	vs EDM	0/27	W	60	Dec. 27	@ CGY	1/30	W 60	Mar. 10	@ PHX	DNP		
Oct. 27	vs DET	5/42	L	59	Dec. 29	@ PHX	2/25	O 65	Mar. 13	vs OTT	1/14	W	60
Oct. 29	@ LA	INJ			Dec. 31	@ STL	3/25	W 62	Mar. 14	vs CGY	1/33	W	60
Oct. 30	@ ANA	INJ			Jan. 2	@ DAL	1/32	W 60	Mar. 16	vs NYI	4/12	L	40
Nov. 1	vs COL	INJ			Jan. 5	vs CBJ	3/32	W 60	Mar. 18	vs SJ	2/34	W	60
Nov. 3	vs NYR	INJ			Jan. 7	vs PHX	0/31	W 60	Mar. 20	vs DET	4/54	O	65
Nov. 5	@ MIN	INJ			Jan. 9	vs CGY	2/40	O 65	Mar. 23	@ EDM	3/22	L	59
Nov. 6	@ DAL	INJ			Jan. 11	vs NSH	3/25	L 59	Mar. 24	vs ANA	DNP		
Nov. 10	@ STL	2/17		40	Jan. 13	@ MIN	5/19	L 50	Mar. 27	@ SJ	3/29	L	59
Nov. 12	@ DET	2/28	L	60	Jan. 16	vs PIT	2/24	W 60	Mar. 30	vs PHX	1/33	W	60
Nov. 14	@ COL	2/34	W	60	Jan. 20	@ EDM	2/33	W 62	Apr. 1	@ LA	8/29	L	60
Nov. 20	vs COL	2/24	W	60	Jan. 21	vs DAL	3/23	W 60	Apr. 2	@ ANA	DNP		
Nov. 22	vs CHI	1/17	L	59	Jan. 23	vs CHI	1/44	W 60	Apr. 4	vs MIN	3/27	W	62
Nov. 26	vs LA	1/32	W	60	Jan. 25	vs BUF	2/32	W 60	Apr. 6	vs COL	3/31	O	65
Nov. 28	vs EDM	3/34	W	59	Jan. 27	vs STL	2/27	W 60	Apr. 8	@ SJ	DNP		
Nov. 29	vs SJ	4/30	L	60	Jan. 30	@ TOR	3/8	20	Apr. 10	vs CGY	3/41	W	60
Dec. 2	@ NJ	2/29	W	60	Feb. 2	@ MTL	3/28	L 59					
Dec. 3	@ PHI	0/38	W	60	Feb. 4	@ OTT	DNP						



#8

# WILLIE MITCHELL

DEFENCE

SHOOTS LEFT

6'3"

208 LBS

PORT MCNEILL, BC

APR. 23, 1977

## 2009.10 HIGHLIGHTS

<b>MOST GOALS IN A GAME</b>	<b>1</b>
-----------------------------	----------

FOUR TIMES – LATEST JAN. 16/10 vs PIT

<b>MOST ASSISTS IN A GAME</b>	<b>1</b>
-------------------------------	----------

EIGHT TIMES – LATEST JAN. 5/10 vs CBJ

<b>MOST POINTS IN A GAME</b>	<b>2</b>
------------------------------	----------

OCT. 5/09 vs CBJ: 1-1-2

<b>HAT TRICKS</b>	<b>0</b>
-------------------	----------

<b>GAME-WINNING GOALS</b>	<b>1</b>
---------------------------	----------

DEC. 3/09 at PHI

<b>POWER PLAY GOALS</b>	<b>0</b>
-------------------------	----------

<b>SHORTHANDED GOALS</b>	<b>0</b>
--------------------------	----------

<b>OVERTIME POINTS</b>	<b>0</b>
------------------------	----------

<b>SHOOTOUT RECORD</b>	<b>0/0</b>
------------------------	------------

<b>PENALTY SHOT RECORD</b>	<b>0/0</b>
----------------------------	------------




## 2009.10 SEASON IN REVIEW

Recorded 12 points (4-8-12), 48 penalty minutes and +13 during the 2009.10 season... Established career highs in goals (4)...Played an average of 22:36 per game, ranking third on the team and tied for 50th in the League...Finished the season tied for 26th among NHL defencemen in the plus/minus category with +13...Missed 28 games due to injury, Jan. 20-Apr. 10...Recorded his 100th career assist, Jan.7 vs PHX...Registered his first point of the season in the home opener, Oct. 1 at CGY.

## CAREER HIGHLIGHTS

Has appeared in 45 playoff games with three NHL teams, recording seven career playoff points (1-6-7) and 22 penalty minutes...Registered two points (0-2-2) and 22 penalty minutes in 10 playoff games in 2009...Recorded two assists in the Canucks Western Conference Quarterfinal series win over the St. Louis Blues, Apr. 21 at St. Louis...Made his Canucks playoff debut in 2007, recording 12 penalty minutes and one assist in 12 playoff games...Played in 23 NHL playoff games prior to joining the Canucks, recording four points (1-3-4) and 16 penalty minutes...Appeared in all five playoff games for the Dallas Stars in 2005.06...Helped Minnesota advance to the Western Conference Final in 2002.03 appearing in all 18 games, recording four points (1-3-4) and 14 penalty minutes...Has played in five playoff games in the AHL, all with Albany, recording three points (1-2-3) and four penalty minutes.

			REGULAR SEASON					PLAYOFFS				
SEASON	CLUB	LEA	GP	G	A	PTS	PIM	GP	G	A	PTS	PIM
1997.98	Clarkson	ECAC	34	9	17	26	105	—	—	—	—	—
1998.99	Clarkson	ECAC	34	10	19	29	40	—	—	—	—	—
	Albany	AHL	6	1	3	4	29	—	—	—	—	—
1999.00	New Jersey	NHL	2	0	0	0	0	—	—	—	—	—
	Albany	AHL	63	5	14	19	71	5	1	2	3	4
2000.01	New Jersey	NHL	16	0	2	2	29	—	—	—	—	—
	Minnesota	NHL	17	1	7	8	11	—	—	—	—	—
	Albany	AHL	41	3	13	16	94	—	—	—	—	—
2001.02	Minnesota	NHL	68	3	10	13	68	—	—	—	—	—
2002.03	Minnesota	NHL	69	2	12	14	84	18	1	3	4	14
2003.04	Minnesota	NHL	70	1	13	14	83	—	—	—	—	—
2004.05	Did Not Play	—	—	—	—	—	—	—	—	—	—	—
2005.06	Minnesota	NHL	64	2	6	8	87	—	—	—	—	—
	Dallas	NHL	16	0	2	2	26	5	0	0	0	2
2006.07	Vancouver	NHL	62	1	10	11	45	12	0	1	1	12
2007.08	Vancouver	NHL	72	2	10	12	81	—	—	—	—	—
2008.09	Vancouver	NHL	82	3	20	23	59	10	0	2	2	22
2009.10	Vancouver	NHL	48	4	8	12	48	—	—	—	—	—
VANCOUVER TOTALS			264	10	48	58	233	22	0	3	3	34
NHL TOTALS			586	19	100	119	621	45	1	6	7	50



## 2009.10 GAME BY GAME

Oct. 1	@ CGY	0-1	3/0	20:49	Dec. 5	@ CAR	0-0	1/0	20:37	Feb. 6	@ BOS	INJ
Oct. 3	@ COL	0-0	0/-1	22:50	Dec. 8	@ NSH	0-0	0/-2	24:41	Feb. 9	@ TB	INJ
Oct. 5	vs CBJ	1-1	2/1	21:30	Dec. 10	vs ATL	0-0	4/0	26:27	Feb. 11	@ FLA	INJ
Oct. 7	vs MTL	0-0	0/1	21:14	Dec. 12	vs MIN	0-0	2/-2	23:28	Feb. 12	@ CBJ	INJ
Oct. 11	vs DAL	1-0	1/1	27:17	Dec. 14	vs LA	0-0	0/-1	25:18	Feb. 14	@ MIN	INJ
Oct. 16	@ CGY	0-0	0/1	21:00	Dec. 16	vs ANA	0-0	1/-1	21:14	Mar. 2	@ CBJ	INJ
Oct. 17	vs MIN	0-0	4/0	23:35	Dec. 18	vs WSH	0-0	0/0	22:54	Mar. 3	@ DET	INJ
Oct. 19	@ EDM	0-0	1/-1	22:08	Dec. 20	vs STL	0-0	2/-1	23:20	Mar. 5	@ CHI	INJ
Oct. 21	@ CHI	0-0	1/0	20:23	Dec. 22	vs NSH	0-0	0/3	21:10	Mar. 7	@ NSH	INJ
Oct. 24	vs TOR	0-1	1/1	21:43	Dec. 26	vs EDM	0-0	2/1	20:18	Mar. 9	@ COL	INJ
Oct. 25	vs EDM	0-0	0/0	20:17	Dec. 27	@ CGY	0-1	0/3	22:37	Mar. 10	@ PHX	INJ
Oct. 27	vs DET	0-0	0/-2	18:52	Dec. 29	@ PHX	0-0	1/-1	23:58	Mar. 13	vs OTT	INJ
Oct. 29	@ LA	0-0	1/0	27:07	Dec. 31	@ STL	0-0	0/0	22:35	Mar. 14	vs CGY	INJ
Oct. 30	@ ANA	0-1	2/0	20:34	Jan. 2	@ DAL	0-0	1/0	24:48	Mar. 16	vs NYI	INJ
Nov. 1	vs COL	0-0	0/0	17:46	Jan. 5	vs CBJ	0-1	0/2	22:00	Mar. 18	vs SJ	INJ
Nov. 3	vs NYR	0-0	1/2	23:01	Jan. 7	vs PHX	0-0	1/2	26:11	Mar. 20	vs DET	INJ
Nov. 5	@ MIN	0-1	0/1	25:58	Jan. 9	vs CGY	0-0	2/1	27:33	Mar. 23	@ EDM	INJ
Nov. 6	@ DAL	0-0	0/-1	19:13	Jan. 11	vs NSH	0-0	0/1	25:12	Mar. 24	vs ANA	INJ
Nov. 10	@ STL	0-0	0/-1	23:38	Jan. 13	@ MIN	0-0	2/-1	21:49	Mar. 27	@ SJ	INJ
Nov. 12	@ DET	0-0	1/-1	21:41	Jan. 16	vs PIT	1-0	2/0	18:38	Mar. 30	vs PHX	INJ
Nov. 14	@ COL	0-0	0/2	24:34	Jan. 20	@ EDM	INJ			Apr. 1	@ LA	INJ
Nov. 20	vs COL	0-0	0/0	22:03	Jan. 21	vs DAL	INJ			Apr. 2	@ ANA	INJ
Nov. 22	vs CHI	0-0	1/-1	21:41	Jan. 23	vs CHI	INJ			Apr. 4	vs MIN	INJ
Nov. 26	vs LA	0-0	1/2	22:13	Jan. 25	vs BUF	INJ			Apr. 6	vs COL	INJ
Nov. 28	vs EDM	0-1	0/2	18:20	Jan. 27	vs STL	INJ			Apr. 8	@ SJ	INJ
Nov. 29	vs SJ	0-0	3/0	24:30	Jan. 30	@ TOR	INJ			Apr. 10	vs CGY	INJ
Dec. 2	@ NJ	0-0	1/1	23:58	Feb. 2	@ MTL	INJ					
Dec. 3	@ PHI	1-0(W)	2/2	22:31	Feb. 4	@ OTT	INJ					



#55

SHANE  
O'BRIEN

DEFENCE

SHOOTS LEFT

6'3"

230 LBS

PORT HOPE, ON

AUG. 9, 1983

## 2009.10 HIGHLIGHTS

MOST GOALS IN A GAME 1

TWICE – LATEST MAR. 20/10 vs DET

MOST ASSISTS IN A GAME 1

SIX TIMES – LATEST MAR. 20/10 vs DET

MOST POINTS IN A GAME 2

MAR. 20/10 vs DET: 1-1-2

HAT TRICKS 0

GAME-WINNING GOALS 0


POWER PLAY GOALS 0

SHORTHANDED GOALS 0

OVERTIME POINTS 0-0-0

SHOOTOUT RECORD 0/0

PENALTY SHOT RECORD 0/0



## 2009.10 SEASON IN REVIEW


Finished the season with eight points (2-6-8) and 79 penalty minutes in 65 games played...Averaged 17:00 ice time per game...Finished the season ranked tied for 20th among NHL defencemen for best +/- with +20...Tallied three points (1-2-3) in consecutive games, Mar. 18-20...Notched his first goal of the season, Dec. 20 vs STL...Recorded his first point of the season, Dec. 10 at ATL.

## CAREER HIGHLIGHTS

Has played in 16 career playoff games with the Canucks and Lightning, collecting two points (1-1-2) and 24 penalty minutes...Appeared in 10 games in the 2009 Playoffs with Vancouver...Notched his first playoff goal, May 11/09 at CHI in the Western Conference Semi-Final...Recorded his first career playoff point with an assist, Apr. 21/09 at STL...Made his NHL playoff debut with the Tampa Bay Lightning during the 2007 Stanley Cup Playoffs...Registered 12 Penalty Minutes in six playoff games played...Collected 22 points (6-16-22) and 81 penalty minutes in 19 playoff games during the 2004.05 with the Portland Pirates of the AHL...Registered four points (1-3-4) and 57 penalty minutes in 12 playoff games with the Cincinnati Mighty Ducks during the 2005 AHL playoffs...Played in nine playoff games with Cincinnati during the 2004 AHL playoffs recording two points (0-2-2)...Recorded 14 points (4-10-14) and 79 penalty minutes in 19 games with St. Michael's of the OHL in 2003...Appeared in five playoff games for the Kingston Frontenacs of the OHL over two seasons (2000.01, 2001.02) recording one point (0-1-1) and eight penalty minutes.



			REGULAR SEASON					PLAYOFFS				
SEASON	CLUB	LEA	GP	G	A	PTS	PIM	GP	G	A	PTS	PIM
1999.00	Port Hope	OPJHL	47	6	27	33	110	—	—	—	—	—
2000.01	Kingston	OHL	61	2	12	14	89	4	0	1	1	6
2001.02	Kingston	OHL	67	10	23	33	132	1	0	0	0	2
2002.03	Kingston	OHL	28	8	15	23	100	—	—	—	—	—
	St. Michael's	OHL	34	8	11	19	108	19	4	10	14	79
2003.04	Cincinnati	AHL	60	2	8	10	163	9	0	2	2	20
2004.05	Cincinnati	AHL	77	5	20	25	319	12	1	3	4	57
2005.06	Portland	AHL	77	8	33	41	287	19	6	16	22	81
2006.07	Anaheim	NHL	62	2	12	14	140	—	—	—	—	—
	Tampa Bay	NHL	18	0	2	2	36	6	0	0	0	12
2007.08	Tampa Bay	NHL	77	4	17	21	154	—	—	—	—	—
2008.09	Tampa Bay	NHL	1	0	0	0	0	—	—	—	—	—
	Vancouver	NHL	76	0	10	10	196	10	1	1	2	24
2009.10	Vancouver	NHL	65	2	6	8	79					
VANCOUVER TOTALS			141	2	16	18	275	10	1	1	2	24
NHL TOTALS			299	8	47	55	605	16	1	1	2	36



## 2009.10 GAME BY GAME

Oct. 1	@ CGY	0-0	2/0	16:27	Dec. 5	@ CAR	0-0	1/1	15:02	Feb. 6	@ BOS	0-0	3/1	20:23
Oct. 3	@ COL	0-0	1/0	18:21	Dec. 8	@ NSH	0-0	0/0	16:23	Feb. 9	@ TB	0-0	1/-1	18:53
Oct. 5	vs CBJ	0-0	1/0	13:27	Dec. 10	vs ATL	0-1	1/2	16:22	Feb. 11	@ FLA	0-0	1/0	15:51
Oct. 7	vs MTL	0-0	2/2	17:54	Dec. 12	vs MIN	0-0	0/0	15:44	Feb. 12	@ CBJ	0-0	0/-1	16:16
Oct. 11	vs DAL	0-0	1/0	16:25	Dec. 14	vs LA	0-1	1/2	14:43	Feb. 14	@ MIN	0-0	0/0	21:22
Oct. 16	@ CGY	0-0	1/0	15:01	Dec. 16	vs ANA	0-0	0/0	15:41	Mar. 2	@ CBJ	0-0	0/0	16:35
Oct. 17	vs MIN	0-0	0/1	14:25	Dec. 18	vs WSH	0-0	0/-1	18:29	Mar. 3	@ DET	0-0	0/-1	16:25
Oct. 19	@ EDM	0-0	0/0	13:45	Dec. 20	vs STL	1-0	1/1	17:02	Mar. 5	@ CHI	0-0	2/-1	17:04
Oct. 21	@ CHI	0-0	0/1	14:02	Dec. 22	vs NSH	0-0	2/-1	20:28	Mar. 7	@ NSH	0-0	0/1	17:52
Oct. 24	vs TOR	0-0	0/0	14:35	Dec. 26	vs EDM	0-0	1/0	16:13	Mar. 9	@ COL	0-0	0/1	15:02
Oct. 25	vs EDM	0-0	2/0	17:17	Dec. 27	@ CGY	0-0	0/0	17:08	Mar. 10	@ PHX	0-0	2/1	15:52
Oct. 27	vs DET	0-0	1/-1	15:07	Dec. 29	@ PHX	0-0	0/1	19:08	Mar. 13	vs OTT	DND		
Oct. 29	@ LA	DND			Dec. 31	@ STL	0-0	0/1	12:11	Mar. 14	vs CGY	DND		
Oct. 30	@ ANA	0-0	0/-2	14:29	Jan. 2	@ DAL	0-0	0/1	15:43	Mar. 16	vs NYI	DND		
Nov. 1	vs COL	0-0	0/1	15:59	Jan. 5	vs CBJ	0-1	0/1	21:01	Mar. 18	vs SJ	0-1	0/0	16:08
Nov. 3	vs NYR	0-0	1/0	11:45	Jan. 7	vs PHX	0-1	0/1	19:31	Mar. 20	vs DET	1-1	1/2	23:25
Nov. 5	@ MIN	SUS			Jan. 9	vs CGY	0-0	0/-1	17:13	Mar. 23	@ EDM	0-0	0/1	13:24
Nov. 6	@ DAL	0-0	1/1	17:01	Jan. 11	vs NSH	0-0	1/0	18:32	Mar. 24	vs ANA	0-0	0/0	18:04
Nov. 10	@ STL	0-0	0/0	17:10	Jan. 13	@ MIN	0-0	2/-2	14:53	Mar. 27	@ SJ	0-0	0/0	14:38
Nov. 12	@ DET	DND			Jan. 16	vs PIT	0-0	0/3	19:02	Mar. 30	vs PHX	DND		
Nov. 14	@ COL	DND			Jan. 20	@ EDM	0-0	0/0	22:51	Apr. 1	@ LA	DND		
Nov. 20	vs COL	DND			Jan. 21	vs DAL	0-0	2/1	21:49	Apr. 2	@ ANA	DND		
Nov. 22	vs CHI	DND			Jan. 23	vs CHI	0-0	0/2	22:37	Apr. 4	vs MIN	DND		
Nov. 26	vs LA	DND			Jan. 25	vs BUF	0-0	0/0	20:36	Apr. 6	vs COL	0-0	0/0	15:42
Nov. 28	vs EDM	DND			Jan. 27	vs STL	0-0	0/1	21:33	Apr. 8	@ SJ	0-0	0/-1	5:43
Nov. 29	vs SJ	DND			Jan. 30	@ TOR	0-0	1/0	22:48	Apr. 10	vs CGY	INJ		
Dec. 2	@ NJ	0-0	0/-1	16:29	Feb. 2	@ MTL	0-0	1/-2	21:38					
Dec. 3	@ PHI	0-0	0/1	15:29	Feb. 4	@ OTT	0-0	0/-1	17:47					



# #30

**GOALTENDER****CATCHES LEFT****6'0"****173 LBS****BELLVILLE, ON****MAY 4, 1980**

## ANDREW RAYCROFT

### 2009.10 HIGHLIGHTS

**MOST SHOTS FACED** **35**

FEB. 12/10 at CBJ

**MOST SAVES IN A GAME** **32**

FEB. 12/10 at CBJ

**SHUTOUTS** **1**

NOV. 1/09 vs COL

**SHOOTOUT RECORD** **2-1****PENALTY SHOT RECORD** **0/0**

### 2009.10 SEASON IN REVIEW

Appeared in his first season with the Canucks, posting a 9-5-1 record, one shutout and a 2.42 GAA in 21 games...Played his 250th career game, posting a shootout win, Apr. 2 at ANA...Recorded his first shutout as a Canuck, Nov. 1 vs COL...Posted his 100th career win, Feb. 12 at CBJ...Won first game in a Vancouver uniform in first start of the season, a shootout victory, Oct. 29 at LA.

### CAREER HIGHLIGHTS

Has played in seven career playoff games all with Boston, posting a 3-4 record with a 2.15 GAA and one shutout...Named rookie of the year, winning the Calder Memorial Trophy with the Bruins, 2003.04...Named to the NHL All-Rookie Team...Played in the YoungStars Game during All-Star Weekend...Named NHL Rookie of the Month for January, 2004 (8-2-0, 1.30 GAA)...Won Red Tilson Trophy as the Ontario Hockey League's Most Outstanding Player with Kingston; the first goaltender in 50 years to earn the trophy, 1999.00...Awarded Canadian Major Junior Goaltender of the Year honours and was named to the OHL First All-Star Team and Canadian Major Junior First All-Star Team, 1999.00.

## PLAYOFFS

A black and white portrait of a man with dark hair and a mustache, wearing a Vancouver Canucks hockey jersey. The jersey features the team's logo and the word "VANCOUVER" at the bottom. The man is looking directly at the camera with a neutral expression.

Oct. 1	@ CGY	DNP				Dec. 5	@ CAR	4/27	L	59	Feb. 6	@ BOS	DNP		
Oct. 3	@ COL	DNP				Dec. 8	@ NSH	DNP			Feb. 9	@ TB	DNP		
Oct. 5	vs CBJ	1/12		33		Dec. 10	vs ATL	DNP			Feb. 11	@ FLA	DNP		
Oct. 7	vs MTL	DNP				Dec. 12	vs MIN	DNP			Feb. 12	@ CBJ	3/35	W	60
Oct. 11	vs DAL	DNP				Dec. 14	vs LA	DNP			Feb. 14	@ MIN	1/9		12
Oct. 16	@ CGY	0/5		20		Dec. 16	vs ANA	DNP			Mar. 2	@ CBJ	3/30	W	62
Oct. 17	vs MIN	DNP				Dec. 18	vs WSH	DNP			Mar. 3	@ DET	DNP		
Oct. 19	@ EDM	DNP				Dec. 20	vs STL	DNP			Mar. 5	@ CHI	1/10		40
Oct. 21	@ CHI	DNP				Dec. 22	vs NSH	DNP			Mar. 7	@ NSH	DNP		
Oct. 24	vs TOR	DNP				Dec. 26	vs EDM	DNP			Mar. 9	@ COL	DNP		
Oct. 25	vs EDM	DNP				Dec. 27	@ CGY	DNP			Mar. 10	@ PHX	3/34	O	65
Oct. 27	vs DET	DNP				Dec. 29	@ PHX	DNP			Mar. 13	vs OTT	DNP		
Oct. 29	@ LA	1/31	W	64		Dec. 31	@ STL	DNP			Mar. 14	vs CGY	DNP		
Oct. 30	@ ANA	4/22	L	40		Jan. 2	@ DAL	DNP			Mar. 16	vs NYI	0/7		19
Nov. 1	vs COL	0/18	W	60		Jan. 5	vs CBJ	DNP			Mar. 18	vs SJ	DNP		
Nov. 3	vs NYR	1/23	W	60		Jan. 7	vs PHX	DNP			Mar. 20	vs DET	DNP		
Nov. 5	@ MIN	2/30	W	60		Jan. 9	vs CGY	DNP			Mar. 23	@ EDM	DNP		
Nov. 6	@ DAL	DNP				Jan. 11	vs NSH	DNP			Mar. 24	vs ANA	1/31	W	60
Nov. 10	@ STL	4/13	L	20		Jan. 13	@ MIN	0/3		10	Mar. 27	@ SJ	DNP		
Nov. 12	@ DET	DNP				Jan. 16	vs PIT	DNP			Mar. 30	vs PHX	DNP		
Nov. 14	@ COL	DNP				Jan. 20	@ EDM	DNP			Apr. 1	@ LA	DNP		
Nov. 20	vs COL	DNP				Jan. 21	vs DAL	DNP			Apr. 2	@ ANA	4/34	W	65
Nov. 22	vs CHI	DNP				Jan. 23	vs CHI	DNP			Apr. 4	vs MIN	DNP		
Nov. 26	vs LA	DNP				Jan. 25	vs BUF	DNP			Apr. 6	vs COL	DNP		
Nov. 28	vs EDM	DNP				Jan. 27	vs STL	DNP			Apr. 8	@ SJ	4/31	L	59
Nov. 29	vs SJ	DNP				Jan. 30	@ TOR	0/13	W	40	Apr. 10	vs CGY	DNP		
Dec. 2	@ NJ	DNP				Feb. 2	@ MTL	DNP							
Dec. 3	@ PHI	DNP				Feb. 4	@ OTT	2/20	L	59					



#21

# MASON RAYMOND

LEFT WING

SHOOTS LEFT

6'0"

185 LBS

COCHRANE, AB

SEP. 17, 1985

## 2009.10 HIGHLIGHTS

<b>MOST GOALS IN A GAME</b>	<b>3</b>
-----------------------------	----------

DEC. 27/09 at CGY

<b>MOST ASSISTS IN A GAME</b>	<b>3</b>
-------------------------------	----------

NOV. 14/09 at COL

<b>MOST POINTS IN A GAME</b>	<b>3</b>
------------------------------	----------

FOUR TIMES – LATEST JAN. 27/10 vs STL: 2-1-3

<b>HAT TRICKS</b>	<b>1</b>
-------------------	----------

DEC. 27/09 at CGY

<b>GAME-WINNING GOALS</b>	<b>4</b>
---------------------------	----------

LATEST MAR. 30/10 vs PHX

<b>POWER PLAY GOALS</b>	<b>8</b>
-------------------------	----------

LATEST DEC. 27/09 at CGY

<b>SHORTHANDED GOALS</b>	<b>0</b>
--------------------------	----------

<b>OVERTIME POINTS</b>	<b>0-0-0</b>
------------------------	--------------

<b>SHOOTOUT RECORD</b>	<b>1/4</b>
------------------------	------------

0 GDG

<b>PENALTY SHOT RECORD</b>	<b>0/1</b>
----------------------------	------------

JAN. 7/10 at PHX (Bryzgalov)



## 2009.10 SEASON IN REVIEW


Appeared in 82 games, recording 53 points (25-28-53) and averaged 17:19 ice time per game...Set career highs for most games played (82), goals (25), assists (28), points (53), game-winning goals (4) and power play goals (8) in a season...Was one of six Canucks to reach the 20+ goal mark this season...Ranked third on the team in power play goals (8) and tied for fourth in game-winning goals (4)...Established a three game, three points (1-2-3) scoring streak, Apr. 6-10...Posted five points (2-3-5) in three consecutive games, Jan. 25-30...Recorded his 13th assist of the season, setting a new career high, Jan. 2 at DAL...Registered first career hat trick, Dec. 27 at CGY...Surpassed his single season goal high after netting his 12th of the season, Dec. 14 vs LA...Went on a three-game scoring streak, recording five points 3-2-5, Dec. 10-14...Set a new career high for most points in a game with 3 (1-2-3), Nov. 28 vs EDM...Recorded five points (1-4-5) in three consecutive games, Nov. 12-20...Established a five-game scoring streak (4-2-6), Oct. 30-Nov. 6...Notched his first career game-winning goal, Oct. 7 vs MTL.

## CAREER HIGHLIGHTS

Made his NHL playoff debut with the Canucks in 2009, recording three points (2-1-3) in 10 playoff games...Notched his first career playoff goal in Game 3 of the 2009 Western Conference Semi-Final, May 5/09 at CHI...Recorded his first career playoff point in Game 1 of the 2009 Western Conference Semi-Final, Apr. 30/09 vs CHI...Joined the Manitoba Moose (AHL) following the NCAA season for the 2006.07 playoffs...Skated in 13 playoff games with Manitoba, recording one assist.



			REGULAR SEASON					PLAYOFFS				
SEASON	CLUB	LEA	GP	G	A	PTS	PIM	GP	G	A	PTS	PIM
2003.04	Camrose	AJHL	57	27	35	62	32	—	—	—	—	—
2004.05	Camrose	AJHL	55	41	41	82	80	15	8	12	20	—
2005.06	U. of Minn-Duluth	NCAA	40	11	17	28	30	—	—	—	—	—
2006.07	U. of Minn-Duluth	NCAA	39	14	32	46	45	—	—	—	—	—
	Manitoba	AHL	11	2	2	4	6	13	0	1	1	0
<b>2007.08</b>	<b>Vancouver</b>	<b>NHL</b>	<b>49</b>	<b>9</b>	<b>12</b>	<b>21</b>	<b>2</b>	—	—	—	—	—
	Manitoba	AHL	20	7	10	17	6	—	—	—	—	—
<b>2008.09</b>	<b>Vancouver</b>	<b>NHL</b>	<b>72</b>	<b>11</b>	<b>12</b>	<b>23</b>	<b>24</b>	<b>10</b>	<b>2</b>	<b>1</b>	<b>3</b>	<b>2</b>
<b>2009.10</b>	<b>Vancouver</b>	<b>NHL</b>	<b>82</b>	<b>25</b>	<b>28</b>	<b>53</b>	<b>48</b>					
<b>VANCOUVER/NHL TOTALS</b>			<b>203</b>	<b>45</b>	<b>52</b>	<b>97</b>	<b>74</b>	<b>10</b>	<b>2</b>	<b>1</b>	<b>3</b>	<b>2</b>



## 2009.10 GAME BY GAME

Oct. 1 @ CGY 0-0 4/0 15:06	Dec. 5 @ CAR 0-0 2/-1 17:33	Feb. 6 @ BOS 1-0 5/1 21:50
Oct. 3 @ COL 0-0 1/0 12:59	Dec. 8 @ NSH 0-0 2/-1 16:16	Feb. 9 @ TB 0-0 1/-2 16:56
Oct. 5 vs CBJ 0-0 8/0 16:36	Dec. 10 vs ATL 1-0 2/1 19:21	Feb. 11 @ FLA 0-0 2/0 13:52
Oct. 7 vs MTL 1-0(W) 3/2 16:53	Dec. 12 vs MIN 1-1 2/0 17:59	Feb. 12 @ CBJ 0-0 3/-1 20:13
Oct. 11 vs DAL 0-0 1/0 20:32	Dec. 14 vs LA 1-1 5/2 17:24	Feb. 14 @ MIN 1-0 4/0 17:05
Oct. 16 @ CGY 0-0 0/-1 16:06	Dec. 16 vs ANA 0-0 2/-1 17:43	Mar. 2 @ CBJ 0-1 2/0 17:45
Oct. 17 vs MIN 0-0 6/0 17:52	Dec. 18 vs WSH 2-0(W) 3/1 16:28	Mar. 3 @ DET 0-1 2/1 17:14
Oct. 19 @ EDM 0-0 3/-2 15:21	Dec. 20 vs STL 0-1 1/0 20:30	Mar. 5 @ CHI 0-0 2/-2 16:27
Oct. 21 @ CHI 0-0 4/-1 17:02	Dec. 22 vs NSH 0-0 5/-1 17:40	Mar. 7 @ NSH 0-1 3/2 15:00
Oct. 24 vs TOR 2-0 3/1 17:42	Dec. 26 vs EDM 0-1 0/0 16:05	Mar. 9 @ COL 0-0 2/-1 8:06
Oct. 25 vs EDM 0-0 1/0 14:30	Dec. 27 @ CGY 3-0 4/1 15:46	Mar. 10 @ PHX 0-0 1/-1 16:33
Oct. 27 vs DET 0-0 2/1 18:59	Dec. 29 @ PHX 0-0 2/1 18:50	Mar. 13 vs OTT 0-0 0/0 17:03
Oct. 29 @ LA 0-0 0/0 17:40	Dec. 31 @ STL 0-0 5/-1 14:53	Mar. 14 vs CGY 0-0 2/0 15:31
Oct. 30 @ ANA 1-0 3/0 14:18	Jan. 2 @ DAL 0-1 2/1 16:16	Mar. 16 vs NYI 0-1 3/1 20:43
Nov. 1 vs COL 1-1(W) 2/2 16:57	Jan. 5 vs CBJ 0-0 1/0 16:40	Mar. 18 vs SJ 0-0 3/-1 15:38
Nov. 3 vs NYR 0-1 3/0 22:18	Jan. 7 vs PHX 0-0 4/1 16:24	Mar. 20 vs DET 0-1 2/0 18:04
Nov. 5 @ MIN 1-0 2/-2 16:48	Jan. 9 vs CGY 0-1 2/0 16:48	Mar. 23 @ EDM 1-0 6/-1 19:32
Nov. 6 @ DAL 1-0 4/0 22:12	Jan. 11 vs NSH 0-0 6/0 21:09	Mar. 24 vs ANA 0-0 4/-1 19:03
Nov. 10 @ STL 0-0 2/1 16:31	Jan. 13 @ MIN 0-1 5/-1 18:38	Mar. 27 @ SJ 0-0 2/0 18:25
Nov. 12 @ DET 1-0 2/-2 19:41	Jan. 16 vs PIT 0-2 0/0 16:43	Mar. 30 vs PHX 1-0 (W) 2/1 16:44
Nov. 14 @ COL 0-3 2/2 16:39	Jan. 20 @ EDM 0-0 3/0 20:36	Apr. 1 @ LA 0-0 4/-1 19:56
Nov. 20 vs COL 0-1 1/2 20:20	Jan. 21 vs DAL 1-0 3/0 17:46	Apr. 2 @ ANA 0-0 4/0 15:53
Nov. 22 vs CHI 0-0 2/-1 16:56	Jan. 23 vs CHI 0-0 3/1 17:17	Apr. 4 vs MIN 0-0 1/-1 15:23
Nov. 26 vs LA 0-0 4/-1 16:54	Jan. 25 vs BUF 0-1 1/1 17:51	Apr. 6 vs COL 1-0 5/1 15:51
Nov. 28 vs EDM 1-2 1/0 16:11	Jan. 27 vs STL 2-1 5/1 19:31	Apr. 8 @ SJ 0-1 2/1 15:45
Nov. 29 vs SJ 0-0 3/-1 16:46	Jan. 30 @ TOR 0-1 3/0 20:21	Apr. 10 vs CGY 0-1 0/0 12:29
Dec. 2 @ NJ 0-0 1/1 16:45	Feb. 2 @ MTL 0-0 5/-1 20:03	
Dec. 3 @ PHI 0-0 2/0 15:45	Feb. 4 @ OTT 0-1 2/-1 19:22	



#29

DEFENCE

SHOOTS LEFT

6'1"

218 LBS

NESBITT, MAN

SEP. 27, 1983

# AARON ROME

## 2009.10 HIGHLIGHTS

MOST GOALS IN A GAME	0
----------------------	---

MOST ASSISTS IN A GAME	2
------------------------	---

MAR. 3/10 at DET

MOST POINTS IN A GAME	2
-----------------------	---

MAR. 3/10 at DET: 0-2-2

HAT TRICKS	0
------------	---

GAME-WINNING GOALS	0
--------------------	---

POWER PLAY GOALS	0
------------------	---

SHORTHANDED GOALS	0
-------------------	---

OVERTIME POINTS	0-0-0
-----------------	-------

SHOOTOUT RECORD	0/0
-----------------	-----

PENALTY SHOT RECORD	0/0
---------------------	-----



## 2009.10 SEASON IN REVIEW

Appeared in his first season with the Canucks, recording four points (0-4-4) and 24 penalty minutes in 49 games played...Set career highs for most games played (49), assists (4) and points (0-4-4) in a season...Logged an average of 15:10 ice time per game...Missed one game due to injury, Apr. 10...Recorded two assists, setting a career high for most assists and points in a game, Mar. 3 at DET...Missed four games due to injury, Jan. 9-16...Collected his first point as a Canuck (0-1-1), Oct. 30 at ANA.

## CAREER HIGHLIGHTS

Has appeared in two career playoff games with Columbus and Anaheim, registering one point (0-1-1) and +2...Recorded first NHL playoff point with an assist in one NHL playoff game with Columbus, Apr. 29/09 vs DET...Made his NHL playoff debut with Anaheim logging 11:01 of ice time, Apr. 17/07 at MIN.

SEASON	CLUB	LEA	REGULAR SEASON					PLAYOFFS				
			GP	G	A	PTS	PIM	GP	G	A	PTS	PIM
1998.99	Saskatoon	WHL	1	0	0	0	0	—	—	—	—	—
1999.00	Saskatoon	WHL	47	0	6	6	22	1	0	0	0	0
2000.01	Saskatoon	WHL	3	0	0	0	2	—	—	—	—	—
2001.02	Kootenay	WHL	53	2	8	10	43	11	1	3	4	6
	Kootenay	WHL	33	4	13	17	55	—	—	—	—	—
2002.03	Swift Current	WHL	37	3	11	14	113	10	1	4	5	23
	Swift Current	WHL	61	12	44	56	201	4	1	0	1	20
2003.04	Swift Current	WHL	41	7	26	33	122	—	—	—	—	—
	Moose Jaw	WHL	28	3	16	19	88	8	0	6	6	17
2004.05	Cincinnati	AHL	75	2	14	16	130	12	3	3	6	33
2005.06	Portland	AHL	64	5	19	24	87	18	1	4	5	33
<b>2006.07</b>	<b>Anaheim</b>	<b>NHL</b>	<b>1</b>	<b>0</b>	<b>0</b>	<b>0</b>	<b>0</b>	<b>1</b>	<b>0</b>	<b>0</b>	<b>0</b>	<b>0</b>
<b>2007.08</b>	Portland	AHL	76	8	17	25	139	—	—	—	—	—
	<b>Columbus</b>	<b>NHL</b>	<b>17</b>	<b>1</b>	<b>1</b>	<b>2</b>	<b>33</b>	—	—	—	—	—
	Portland	AHL	14	2	3	5	31	—	—	—	—	—
<b>2008.09</b>	Syracuse	AHL	41	3	21	24	126	—	—	—	—	—
	<b>Columbus</b>	<b>NHL</b>	<b>8</b>	<b>0</b>	<b>1</b>	<b>1</b>	<b>0</b>	<b>1</b>	<b>0</b>	<b>1</b>	<b>1</b>	<b>0</b>
<b>2009.10</b>	Syracuse	AHL	48	7	21	28	153	—	—	—	—	—
	<b>Vancouver</b>	<b>NHL</b>	<b>49</b>	<b>0</b>	<b>4</b>	<b>4</b>	<b>24</b>	—	—	—	—	—
	Manitoba	AHL	7	6	1	7	15	—	—	—	—	—
<b>VANCOUVER TOTALS</b>			<b>49</b>	<b>0</b>	<b>4</b>	<b>4</b>	<b>24</b>	—	—	—	—	—
<b>NHL TOTALS</b>			<b>75</b>	<b>1</b>	<b>6</b>	<b>7</b>	<b>57</b>	<b>2</b>	<b>0</b>	<b>1</b>	<b>1</b>	<b>0</b>



## 2009.10 GAME BY GAME

Oct. 1	@ CGY	DND											
Oct. 3	@ COL	DND											
Oct. 5	vs CBJ	DND											
Oct. 7	vs MTL	DND											
Oct. 11	vs DAL	DND											
Oct. 16	@ CGY	0-0	3/-3	15:32									
Oct. 17	vs MIN	0-0	3/0	11:08									
Oct. 19	@ EDM	0-0	2/0	12:34									
Oct. 21	@ CHI	0-0	0/-1	11:05									
Oct. 24	vs TOR	0-0	1/0	13:38									
Oct. 25	vs EDM	DND											
Oct. 27	vs DET	DND											
Oct. 29	@ LA	0-0	0/0	16:40									
Oct. 30	@ ANA	0-1	3/0	19:07									
Nov. 1	vs COL	0-0	0/0	7:51									
Nov. 3	vs NYR	DND											
Nov. 5	@ MIN	0-0	0/1	13:19									
Nov. 6	@ DAL	0-0	1/-1	14:32									
Nov. 10	@ STL	DND											
Nov. 12	@ DET	DND											
Nov. 14	@ COL	DND											
Nov. 20	vs COL	DND											
Nov. 22	vs CHI	DND											
Nov. 26	vs LA	DND											
Nov. 28	vs EDM	DND											
Nov. 29	vs SJ	MIN											
Dec. 2	@ NJ	MIN											
Dec. 3	@ PHI	MIN											
Dec. 5	@ CAR	MIN											
Dec. 8	@ NSH	MIN											
Dec. 10	vs ATL	MIN											
Dec. 12	vs MIN	MIN											
Dec. 14	vs LA	DND											
Dec. 16	vs ANA	DND											
Dec. 18	vs WSH	0-0	2/1	15:01									
Dec. 20	vs STL	0-0	0/-1	10:24									
Dec. 22	vs NSH	DND											
Dec. 26	vs EDM	DND											
Dec. 27	@ CGY	DND											
Dec. 29	@ PHX	DND											
Dec. 31	@ STL	0-0	1/0	10:20									
Jan. 2	@ DAL	0-0	1/0	16:09									
Jan. 5	vs CBJ	0-0	1/-1	14:32									
Jan. 7	vs PHX	0-0	0/0	6:10									
Jan. 9	vs CGY	INJ											
Jan. 11	vs NSH	INJ											
Jan. 13	@ MIN	INJ											
Jan. 16	vs PIT	INJ											
Jan. 20	@ EDM	0-0	4/0	12:28									
Jan. 21	vs DAL	0-0	1/0	16:53									
Jan. 23	vs CHI	0-0	0/1	15:19									
Jan. 25	vs BUF	0-0	0/1	17:38									
Jan. 27	vs STL	0-0	1/1	15:55									
Jan. 30	@ TOR	0-0	1/1	15:09									
Feb. 2	@ MTL	0-0	2/-1	11:14									
Feb. 4	@ OTT	0-0	0/0	14:19									
Feb. 6	@ BOS	0-0	1/0	14:12									
Feb. 9	@ TB	0-0	2/0	10:03									
Feb. 11	@ FLA	0-0	2/1	18:15									
Feb. 12	@ CBJ	0-0	1/2	18:00									
Feb. 14	@ MIN	0-0	0/-1	15:00									
Mar. 2	@ CBJ	0-0	2/-1	19:44									
Mar. 3	@ DET	0-2	0/3	19:07									
Mar. 5	@ CHI	0-0	1/-1	17:27									
Mar. 7	@ NSH	0-0	0/2	14:35									
Mar. 9	@ COL	0-1	2/-1	19:25									
Mar. 10	@ PHX	0-0	1/0	20:56									
Mar. 13	vs OTT	0-0	2/1	19:51									
Mar. 14	vs CGY	0-0	2/-1	16:28									
Mar. 16	vs NYI	0-0	0/-1	12:38									
Mar. 18	vs SJ	0-0	1/0	17:50									
Mar. 20	vs DET	0-0	0/0	14:45									
Mar. 23	@ EDM	0-0	0/-1	17:32									
Mar. 24	vs ANA	0-0	0/0	18:49									
Mar. 27	@ SJ	0-0	2/0	13:28									
Mar. 30	vs PHX	0-0	0/2	17:54									
Apr. 1	@ LA	0-0	0/-2	14:36									
Apr. 2	@ ANA	0-0	1/1	17:54									
Apr. 4	vs MIN	0-0	1/0	13:40									
Apr. 6	vs COL	0-0	1/0	18:28									
Apr. 8	@ SJ	0-0	0/-3	16:12									
Apr. 10	vs CGY	INJ											



#37

# RICK RYPHEN

CENTRE

SHOOTS RIGHT

5'11"

190 LBS

COLEMAN, AB

MAY 16, 1984

## 2009.10 HIGHLIGHTS

### MOST GOALS IN A GAME

1

FOUR TIMES – APR. 10/10 vs CGY

### MOST ASSISTS IN A GAME

1

FOUR TIMES – LATEST MAR. 18/10 vs SJ

### MOST POINTS IN A GAME

1

EIGHT TIMES – LATEST APR. 10/10 vs CGY: 1-0-1

### HAT TRICKS

0

### GAME-WINNING GOALS

1

NOV. 3/09 vs NYR

### POWER PLAY GOALS

0

### SHORTHANDED GOALS

0

### OVERTIME POINTS

0-0-0

### SHOOTOUT RECORD

0/0

### PENALTY SHOT RECORD

0/0



## 2009.10 SEASON IN REVIEW

Collected eight points (4-4-8) in 69 games played, logging an average of 7:14 TOI/G... Set career highs in games played (69), goals (4), assists (4), points (4-4-8) and penalty minutes (126)...Recorded 126 penalty minutes, ranking second on the team and tied for 24th in the League in this category...Played in his 100th NHL career game, Mar. 16/10 vs NYI...Missed three games due to the flu, Jan. 20-23...Missed three games due to an upper body injury, Nov. 26-29...Notched his first career game-winning goal, Nov. 3 vs NYR...Collected two points (1-1-2) in consecutive games, Nov. 1-3...Missed four games due to a groin injury, Oct. 21-27...Recorded his first point of the season (1-0-1), Oct. 16 at CGY.

## CAREER HIGHLIGHTS

Made his NHL playoff debut with the Vancouver Canucks in the 2009 playoffs...Registered two points (0-2-2) and 40 penalty minutes in 10 games...Recorded 10 penalty minutes in six AHL playoff games played with the Manitoba Moose in 2007.08...Recorded two points (1-1-2) and 22 penalty minutes in 13 AHL playoff games played during the 2005.06 season...Collected 35 penalty minutes in 14 AHL playoff games played during his first pro-season in 2004.05.



			REGULAR SEASON					PLAYOFFS				
SEASON	CLUB	LEA	GP	G	A	PTS	PIM	GP	G	A	PTS	PIM
2001.02	Regina	WHL	1	0	0	0	0	—	—	—	—	—
2002.03	Regina	WHL	50	6	12	18	159	5	1	1	2	21
2003.04	Regina	WHL	65	19	26	45	186	4	0	1	1	18
2004.05	Regina	WHL	63	22	29	51	148	—	—	—	—	—
	Manitoba	AHL	8	1	1	2	5	14	0	0	0	35
<b>2005.06</b>	<b>Vancouver</b>	<b>NHL</b>	<b>5</b>	<b>1</b>	<b>0</b>	<b>1</b>	<b>4</b>	—	—	—	—	—
	Manitoba	AHL	49	9	6	15	122	13	1	1	2	22
<b>2006.07</b>	<b>Vancouver</b>	<b>NHL</b>	<b>2</b>	<b>0</b>	<b>0</b>	<b>0</b>	<b>5</b>	—	—	—	—	—
	Manitoba	AHL	14	3	3	6	35	—	—	—	—	—
<b>2007.08</b>	<b>Vancouver</b>	<b>NHL</b>	<b>22</b>	<b>1</b>	<b>2</b>	<b>3</b>	<b>41</b>	—	—	—	—	—
	Manitoba	AHL	34	3	11	14	81	6	0	0	0	10
<b>2008.09</b>	<b>Vancouver</b>	<b>NHL</b>	<b>12</b>	<b>3</b>	<b>0</b>	<b>3</b>	<b>19</b>	<b>10</b>	<b>0</b>	<b>2</b>	<b>2</b>	<b>40</b>
<b>2009.10</b>	<b>Vancouver</b>	<b>NHL</b>	<b>69</b>	<b>4</b>	<b>4</b>	<b>8</b>	<b>126</b>					
<b>VANCOUVER/NHL TOTALS</b>			<b>110</b>	<b>9</b>	<b>6</b>	<b>15</b>	<b>195</b>	<b>10</b>	<b>0</b>	<b>2</b>	<b>2</b>	<b>40</b>



## 2009.10 GAME BY GAME

Oct. 1	@ CGY	0-0	2/-1	6:54	Dec. 5	@ CAR	0-0	1/0	7:43	Feb. 6	@ BOS	0-0	0/0	6:44
Oct. 3	@ COL	0-0	1/0	9:30	Dec. 8	@ NSH	0-0	0/0	6:26	Feb. 9	@ TB	0-0	2/0	4:04
Oct. 5	vs CBJ	0-0	1/0	7:27	Dec. 10	vs ATL	0-0	1/0	8:29	Feb. 11	@ FLA	0-0	2/0	8:29
Oct. 7	vs MTL	0-0	0/0	8:13	Dec. 12	vs MIN	0-0	1/0	6:46	Feb. 12	@ CBJ	0-0	0/-1	2:42
Oct. 11	vs DAL	0-0	1/0	9:26	Dec. 14	vs LA	0-0	0/0	5:24	Feb. 14	@ MIN	0-0	1/0	8:24
Oct. 16	@ CGY	1-0	2/-1	8:38	Dec. 16	vs ANA	0-0	0/-1	4:15	Mar. 2	@ CBJ	DND		
Oct. 17	vs MIN	0-0	0/0	6:03	Dec. 18	vs WSH	0-0	0/1	4:45	Mar. 3	@ DET	0-0	3/0	10:15
Oct. 19	@ EDM	0-0	1/0	6:21	Dec. 20	vs STL	0-0	2/0	4:12	Mar. 5	@ CHI	0-0	0/0	10:37
Oct. 21	@ CHI	INJ			Dec. 22	vs NSH	0-0	1/0	8:44	Mar. 7	@ NSH	0-0	2/0	5:29
Oct. 24	vs TOR	INJ			Dec. 26	vs EDM	0-1	0/1	6:55	Mar. 9	@ COL	0-0	1/0	6:59
Oct. 25	vs EDM	INJ			Dec. 27	@ CGY	0-0	0/0	7:34	Mar. 10	@ PHX	0-0	0/0	5:21
Oct. 27	vs DET	INJ			Dec. 29	@ PHX	0-0	2/0	5:05	Mar. 13	vs OTT	0-0	1/0	9:19
Oct. 29	@ LA	0-0	1/0	6:34	Dec. 31	@ STL	0-0	0/0	1:19	Mar. 14	vs CGY	0-0	0/0	4:21
Oct. 30	@ ANA	0-0	4/-2	9:17	Jan. 2	@ DAL	0-0	0/0	6:54	Mar. 16	vs NYI	0-0	0/0	2:46
Nov. 1	vs COL	0-1	2/1	16:04	Jan. 5	vs CBJ	1-0	1/0	7:53	Mar. 18	vs SJ	0-1	0/1	5:14
Nov. 3	vs NYR	1-0 (W)	1/1	7:34	Jan. 7	vs PHX	0-0	2/0	7:03	Mar. 20	vs DET	0-0	1/0	3:58
Nov. 5	@ MIN	0-0	1/0	10:04	Jan. 9	vs CGY	0-0	0/0	5:12	Mar. 23	@ EDM	0-0	1/0	6:11
Nov. 6	@ DAL	0-0	1/0	10:15	Jan. 11	vs NSH	0-0	0/0	6:23	Mar. 24	vs ANA	0-0	0/0	4:58
Nov. 10	@ STL	0-0	0/-1	10:49	Jan. 13	@ MIN	0-0	0/-1	12:14	Mar. 27	@ SJ	0-0	0/0	6:14
Nov. 12	@ DET	0-0	0/0	5:15	Jan. 16	vs PIT	0-0	2/0	10:21	Mar. 30	vs PHX	0-0	0/0	10:35
Nov. 14	@ COL	0-0	0/1	7:30	Jan. 20	@ EDM	INJ			Apr. 1	@ LA	0-0	2/-3	10:43
Nov. 20	vs COL	0-0	0/0	5:24	Jan. 21	vs DAL	INJ			Apr. 2	@ ANA	0-0	1/0	3:56
Nov. 22	vs CHI	0-0	0/0	7:14	Jan. 23	vs CHI	INJ			Apr. 4	vs MIN	DND		
Nov. 26	vs LA	INJ			Jan. 25	vs BUF	0-0	0/-1	7:21	Apr. 6	vs COL	0-0	2/1	6:24
Nov. 28	vs EDM	INJ			Jan. 27	vs STL	0-0	1/0	8:12	Apr. 8	@ SJ	DND		
Nov. 29	vs SJ	INJ			Jan. 30	@ TOR	0-0	1/0	5:26	Apr. 10	vs CGY	1-0	3/1	6:59
Dec. 2	@ NJ	0-0	1/0	12:06	Feb. 2	@ MTL	0-0	4/0	6:08					
Dec. 3	@ PHI	0-1	1/1	8:15	Feb. 4	@ OTT	0-0	0/0	9:02					



#6

SAMI  
SALO

DEFENCE

SHOOTS RIGHT

6'3"

212 LBS

TURKU, FINLAND

SEP. 2, 1974

**2009.10 HIGHLIGHTS****MOST GOALS IN A GAME** **1**

NINE TIMES – LATEST APR. 4/10 vs MIN

**MOST ASSISTS IN A GAME** **2**

THREE TIMES – LATEST APR. 6/10 vs COL

**MOST POINTS IN A GAME** **2**


SEVEN TIMES – LATEST APR. 6/10 vs COL: 0-2-2

**HAT TRICKS** **0****GAME-WINNING GOALS** **3**

LATEST APR. 4/10 vs MIN

**POWER PLAY GOALS** **6**

LATEST APR. 4/10 vs MIN


**SHORTHANDED GOALS** **0****OVERTIME POINTS** **0-1-1****SHOOTOUT RECORD** **0/0****PENALTY SHOT RECORD** **0/0****2009.10 SEASON IN REVIEW**

Appeared in his seventh season as a Canuck, recording 28 points (9-19-28) and 18 penalty minutes in 68 games...Averaged 20:40 ice time per game...Finished the season as the seventh highest scoring (204) defenceman in franchise history and with the seventh most games played (470) by a Canucks defenceman in club history...Notched 17 career game-winning goals, ranking second among defencemen and tied for 15th among all skaters in franchise history...Notched his 6th career overtime winning goal, now tied for fifth in League history for most overtime goals scored by a defenceman, Apr. 4/10 vs MIN...Notched the game-winning goal, Mar. 3 at DET...Member of bronze medal-winning Team Finland, 2010 Olympic Winter Games, recording 1-1-2 in six GP...Missed four games due to a groin injury, Jan. 23-30...Established a three-game, four point (1-3-4) scoring streak, Jan. 13-20...Missed one game due to an eye injury, Jan. 9...Recorded the game-winning goal, Dec. 14 vs LA...Missed seven games due to a knee injury, Oct. 16-27...Collected his first point of the season (0-1-1), Oct. 7 vs MTL...Appeared in his 600th career game, Oct. 5 vs CBJ.

**CAREER HIGHLIGHTS**

Has played in 55 NHL playoff games, recording 13 points (5-8-13) and 10 penalty minutes...Appeared in 10 playoff games in 2009 with Vancouver...Ranked second among defencemen in team scoring (3-4-7) in the 2009 Playoffs...Shared the team lead for game-winning goals (2) during the 2009 run and scored the game-winner in the opening game of each series, Apr. 15 vs STL & Apr. 30 vs CHI...Played six games for the silver medal-winning Team Finland at the 2006 Winter Olympic Games in Torino before sustaining a season-ending shoulder injury...Appeared in 14 playoff games with Frolunda (Finland) in 2004.05, recording seven points (1-6-7) and two penalty minutes...Suited up for all six games for Team Finland at the 2004 World Cup of Hockey, recording one assist and two penalty minutes helping Finland advance to the finals against Team Canada...Played for Team Finland at the 2002 Winter Olympic Games in Salt Lake City...Played for Finland at the World Championships in Germany in 2001, winning the silver medal.

REGULAR SEASON								PLAYOFFS				
SEASON	CLUB	LEA	GP	G	A	PTS	PIM	GP	G	A	PTS	PIM
1994.95	TPS Turku	Finland	7	1	2	3	6	1	0	0	0	0
1995.96	TPS Turku	Finland	47	7	14	21	32	11	1	3	4	8
1996.97	TPS Turku	Finland	48	9	6	15	10	10	2	3	5	4
	TPS Turku	EuroHL	6	0	2	2	6	2	0	0	0	2
1997.98	Jokerit Helsinki	Finland	35	3	5	8	24	8	0	1	1	2
	Jokerit Helsinki	EuroHL	6	1	1	2	2	–	–	–	–	–
1998.99	Ottawa	NHL	61	7	12	19	24	4	0	0	0	0
	Detroit	IHL	5	0	2	2	0	–	–	–	–	–
1999.00	Ottawa	NHL	37	6	8	14	2	6	1	1	2	0
2000.01	Ottawa	NHL	31	2	16	18	10	4	0	0	0	0
2001.02	Ottawa	NHL	66	4	14	18	14	12	2	1	3	4
2002.03	Vancouver	NHL	79	9	21	30	10	12	1	3	4	0
2003.04	Vancouver	NHL	74	7	19	26	22	7	1	2	3	2
2004.05	Finland	W-Cup	6	0	1	1	2	–	–	–	–	–
	Frolunda	Sweden	41	6	8	14	18	14	1	6	7	2
2005.06	Vancouver	NHL	59	10	23	33	38	–	–	–	–	–
	Finland	Olympics	6	1	3	4	0	–	–	–	–	–
2006.07	Vancouver	NHL	67	14	23	37	26	10	0	1	1	4
2007.08	Vancouver	NHL	63	8	17	25	38	–	–	–	–	–
2008.09	Vancouver	NHL	60	5	20	25	26	7	3	4	7	2
2009.10	Vancouver	NHL	68	9	19	28	18					
	Finland	Olympics	6	1	1	2	4	–	–	–	–	–
VANCOUVER TOTALS			470	62	142	204	178	36	5	16	15	8
NHL TOTALS			665	81	192	273	228	62	8	12	20	12



## 2009.10 GAME BY GAME

Oct. 1	@ CGY	0-0	4/-1	21:39	Dec. 5	@ CAR	0-0	1/-2	19:26	Feb. 6	@ BOS	0-1	4/1	26:41
Oct. 3	@ COL	0-0	2/-1	21:33	Dec. 8	@ NSH	0-0	9/-1	22:01	Feb. 9	@ TB	0-0	4/0	24:17
Oct. 5	vs CBJ	0-0	1/-2	21:28	Dec. 10	vs ATL	0-0	1/2	19:35	Feb. 11	@ FLA	0-1	0/2	23:02
Oct. 7	vs MTL	0-1	2/1	20:39	Dec. 12	vs MIN	0-0	1/-1	22:51	Feb. 12	@ CBJ	1-0	2/-2	20:56
Oct. 11	vs DAL	0-0	0/0	2:51	Dec. 14	vs LA	1-0(W)	1/0	18:28	Feb. 14	@ MIN	0-0	1/0	19:28
Oct. 16	@ CGY	INJ			Dec. 16	vs ANA	0-2	3/0	21:03	Mar. 2	@ CBJ	0-1	3/0	24:46
Oct. 17	vs MIN	INJ			Dec. 18	vs WSH	0-0	0/0	22:55	Mar. 3	@ DET	1-0(W)	1/-1	20:26
Oct. 19	@ EDM	INJ			Dec. 20	vs STL	0-0	2/-1	22:13	Mar. 5	@ CHI	0-0	2/1	20:48
Oct. 21	@ CHI	INJ			Dec. 22	vs NSH	1-0	4/3	19:27	Mar. 7	@ NSH	0-0	1/0	21:09
Oct. 24	vs TOR	INJ			Dec. 26	vs EDM	0-1	1/0	17:35	Mar. 9	@ COL	0-0	2/1	18:40
Oct. 25	vs EDM	INJ			Dec. 27	@ CGY	0-0	1/2	19:03	Mar. 10	@ PHX	0-0	1/1	24:01
Oct. 27	vs DET	INJ			Dec. 29	@ PHX	0-0	2/0	25:05	Mar. 13	vs OTT	1-1	2/1	19:58
Oct. 29	@ LA	0-0	1/0	22:25	Dec. 31	@ STL	0-0	2/1	25:24	Mar. 14	vs CGY	0-0	1/2	20:31
Oct. 30	@ ANA	0-0	0/0	17:38	Jan. 2	@ DAL	0-0	1/0	21:58	Mar. 16	vs NYI	0-0	5/-1	20:16
Nov. 1	vs COL	0-1	1/2	19:39	Jan. 5	vs CBJ	1-1	1/3	20:09	Mar. 18	vs SJ	0-0	0/0	22:25
Nov. 3	vs NYR	0-0	2/1	19:48	Jan. 7	vs PHX	0-1	2/3	20:33	Mar. 20	vs DET	0-0	1/-1	21:26
Nov. 5	@ MIN	0-0	1/1	18:59	Jan. 9	vs CGY	INJ			Mar. 23	@ EDM	0-0	1/0	19:33
Nov. 6	@ DAL	0-0	3/0	21:01	Jan. 11	vs NSH	0-0	2/1	20:44	Mar. 24	vs ANA	0-0	1/2	18:51
Nov. 10	@ STL	0-0	0/-3	16:13	Jan. 13	@ MIN	0-1	0/0	22:54	Mar. 27	@ SJ	0-0	0/-3	24:56
Nov. 12	@ DET	0-0	1/0	17:22	Jan. 16	vs PIT	0-1	2/1	20:12	Mar. 30	vs PHX	0-0	1/0	23:09
Nov. 14	@ COL	0-0	2/1	17:22	Jan. 20	@ EDM	1-1	2/0	25:02	Apr. 1	@ LA	0-0	1/-4	19:05
Nov. 20	vs COL	0-0	4/0	16:23	Jan. 21	vs DAL	0-0	1/-2	14:18	Apr. 2	@ ANA	0-0	1/0	26:28
Nov. 22	vs CHI	0-0	0/0	17:02	Jan. 23	vs CHI	INJ			Apr. 4	vs MIN	1-1 (W)	5/-1	26:18
Nov. 26	vs LA	0-0	1/3	18:27	Jan. 25	vs BUF	INJ			Apr. 6	vs COL	0-2	1/1	25:43
Nov. 28	vs EDM	0-0	2/1	17:24	Jan. 27	vs STL	INJ			Apr. 8	@ SJ	DND		
Nov. 29	vs SJ	0-0	3/0	18:33	Jan. 30	@ TOR	INJ			Apr. 10	vs CGY	INJ		
Dec. 2	@ NJ	1-0	3/3	18:04	Feb. 2	@ MTL	0-2	4/0	24:04					
Dec. 3	@ PHI	0-0	0/0	19:29	Feb. 4	@ OTT	0-0	2/0	24:02					



#26

# MIKAEL SAMUELSSON

RIGHT WING

SHOOTS RIGHT

6'2"

218 LBS

MARIEFRED, SWEDEN

DEC. 23, 1976

## 2009.10 HIGHLIGHTS

<b>MOST GOALS IN A GAME</b>	<b>3</b>
-----------------------------	----------

MAR. 9/10 at COL

<b>MOST ASSISTS IN A GAME</b>	<b>2</b>
-------------------------------	----------

OCT. 11 vs DAL

<b>MOST POINTS IN A GAME</b>	<b>4</b>
------------------------------	----------

MAR. 9/10 at COL: 3-1-4

<b>HAT TRICKS</b>	<b>1</b>
-------------------	----------

MAR. 9/10 at COL

<b>GAME-WINNING GOALS</b>	<b>4</b>
---------------------------	----------

LATEST FEB. 12/10 at CBJ

<b>POWER PLAY GOALS</b>	<b>7</b>
-------------------------	----------

LATEST MAR. 13/10 vs OTT


<b>SHORTHANDED GOALS</b>	<b>0</b>
--------------------------	----------

<b>OVERTIME POINTS</b>	<b>0-0-0</b>
------------------------	--------------

<b>SHOOTOUT RECORD</b>	<b>1/3</b>
------------------------	------------

1 GDG

<b>PENALTY SHOT RECORD</b>	<b>0/0</b>
----------------------------	------------



## 2009.10 SEASON IN REVIEW


Recorded 53 points (30-23-53), 64 penalty minutes and +10 during the 2009.10 season...Established career highs in goals (30) and points (30-23-53)...Finished the season with more than 30 goals for the first time in his career...Ranked tied for 19th in the League and second on the team for most goals (30)...Missed eight games due to an upper body injury, Mar. 18-Apr. 2...Established a seven-game, 13 point (9-4-13) scoring streak, Mar. 3-16...Tied for the League's second longest goal-scoring streak this season with nine in six games played, Mar. 3-13...Named NHL's second star of week, Mar. 8-14 after collecting 10 points (6-4-10)...Scored first career hat trick, Mar. 10 at COL...Set a new career high for most goals, scoring his 24th, Mar. 7 at NSH...Scored three points (2-1-3) in three consecutive games, Feb. 11-14...Had a three-game scoring streak (2-1-3), Jan. 23-27...Established a seven-game, seven point (5-2-7) scoring streak, Dec. 27-Jan. 9...Notched his 100th career NHL goal, Jan. 7 vs PHX...Appeared in his 500th career game, Dec. 16 vs ANA...Collected three points (1-2-3) in three consecutive games, Oct. 25-29...Posted a five-game, six point (3-3-6) scoring streak, Oct. 5-17...Recorded first point (1-0-1) as a Canuck, Oct. 1 at CGY.

## CAREER HIGHLIGHTS

Has played 69 career playoff games and won the Stanley Cup in 2008, reached the Finals in 2009 and the Conference Finals in 2007 with the Detroit Red Wings...Has 35 postseason points (13-22-35)...Scored three of his five playoff goals in the Finals in 2008...Set a career high for points in a playoff series with six points (0-6-6) versus Anaheim in Conference Final, 2007.



			REGULAR SEASON					PLAYOFFS				
SEASON	CLUB	LEA	GP	G	A	PTS	PIM	GP	G	A	PTS	PIM
1996.97	Sodertalje SK	SEL	29	4	2	6	10	—	—	—	—	—
1997.98	Sodertalje SK	SEL	31	8	8	16	47	—	—	—	—	—
1998.99	Vastra Frolunda	SEL	27	0	5	5	10	—	—	—	—	—
1999.00	Brynas IF Gavle	SEL	40	4	3	7	76	—	—	—	—	—
<b>2000.01</b>	<b>San Jose</b>	<b>NHL</b>	<b>4</b>	<b>0</b>	<b>0</b>	<b>0</b>	<b>0</b>	—	—	—	—	—
	Kentucky	AHL	66	32	46	78	58	3	1	0	1	0
<b>2001.02</b>	<b>NY Rangers</b>	<b>NHL</b>	<b>67</b>	<b>6</b>	<b>10</b>	<b>16</b>	<b>23</b>	—	—	—	—	—
	Hartford	AHL	8	3	6	9	12	—	—	—	—	—
<b>2002.03</b>	<b>NY Rangers</b>	<b>NHL</b>	<b>58</b>	<b>8</b>	<b>14</b>	<b>22</b>	<b>32</b>	—	—	—	—	—
	Pittsburgh	NHL	22	2	0	2	8	—	—	—	—	—
<b>2003.04</b>	<b>Florida</b>	<b>NHL</b>	<b>37</b>	<b>3</b>	<b>6</b>	<b>9</b>	<b>35</b>	—	—	—	—	—
2004.05	Servette Geneve	Swiss	12	2	4	6	14	—	—	—	—	—
	Sodertalje SK	SEL	29	7	13	20	45	10	3	3	6	24
<b>2005.06</b>	<b>Detroit</b>	<b>NHL</b>	<b>71</b>	<b>23</b>	<b>22</b>	<b>45</b>	<b>42</b>	<b>6</b>	<b>0</b>	<b>1</b>	<b>1</b>	<b>6</b>
	Rapperswil-Jona	Swiss	1	0	0	0	0	—	—	—	—	—
<b>2006.07</b>	<b>Detroit</b>	<b>NHL</b>	<b>53</b>	<b>14</b>	<b>20</b>	<b>34</b>	<b>28</b>	<b>18</b>	<b>3</b>	<b>8</b>	<b>11</b>	<b>14</b>
<b>2007.08</b>	<b>Detroit</b>	<b>NHL</b>	<b>73</b>	<b>11</b>	<b>29</b>	<b>40</b>	<b>26</b>	<b>22</b>	<b>5</b>	<b>8</b>	<b>13</b>	<b>8</b>
<b>2008.09</b>	<b>Detroit</b>	<b>NHL</b>	<b>81</b>	<b>19</b>	<b>21</b>	<b>40</b>	<b>50</b>	<b>23</b>	<b>5</b>	<b>5</b>	<b>10</b>	<b>6</b>
<b>2009.10</b>	<b>Vancouver</b>	<b>NHL</b>	<b>74</b>	<b>30</b>	<b>23</b>	<b>53</b>	<b>64</b>					
<b>VANCOUVER TOTALS</b>			<b>74</b>	<b>30</b>	<b>23</b>	<b>53</b>	<b>64</b>					
<b>NHL TOTALS</b>			<b>540</b>	<b>116</b>	<b>145</b>	<b>261</b>	<b>308</b>	<b>69</b>	<b>13</b>	<b>22</b>	<b>35</b>	<b>34</b>



## 2009.10 GAME BY GAME

Oct. 1	@ CGY	1-0	4/-1	17:16	Dec. 5	@ CAR	0-1	3/1	17:19	Feb. 6	@ BOS	0-0	4/0	19:26
Oct. 3	@ COL	0-0	1/0	15:18	Dec. 8	@ NSH	0-0	0/0	14:21	Feb. 9	@ TB	0-0	3/-1	20:06
Oct. 5	vs CBJ	0-1	5/-3	16:45	Dec. 10	vs ATL	0-1	3/1	17:45	Feb. 11	@ FLA	0-1	2/0	14:39
Oct. 7	vs MTL	1-0	5/2	15:26	Dec. 12	vs MIN	0-0	3/0	19:57	Feb. 12	@ CBJ	1-0(W)	3/0	22:09
Oct. 11	vs DAL	0-2	6/0	20:47	Dec. 14	vs LA	0-1	6/2	19:31	Feb. 14	@ MIN	1-0	3/1	14:03
Oct. 16	@ CGY	1-0	7/-1	18:10	Dec. 16	vs ANA	0-0	4/-1	18:12	Mar. 2	@ CBJ	0-0	2/-1	13:37
Oct. 17	vs MIN	1-0 (W)	5/1	16:54	Dec. 18	vs WSH	0-0	2/-1	18:13	Mar. 3	@ DET	1-0	2/0	16:09
Oct. 19	@ EDM	0-0	5/0	20:46	Dec. 20	vs STL	0-1	2/0	20:06	Mar. 5	@ CHI	1-0	2/0	13:17
Oct. 21	@ CHI	1-1 (W)	3/1	17:31	Dec. 22	vs NSH	0-0	3/0	18:44	Mar. 7	@ NSH	1-0	4/2	15:47
Oct. 24	vs TOR	0-0	0/0	13:46	Dec. 26	vs EDM	0-0	3/0	18:10	Mar. 9	@ COL	3-1	6/3	20:34
Oct. 25	vs EDM	0-1	5/1	16:42	Dec. 27	@ CGY	0-1	2/1	16:37	Mar. 10	@ PHX	1-1	5/0	17:50
Oct. 27	vs DET	0-1	2/0	17:43	Dec. 29	@ PHX	1-0	4/1	18:35	Mar. 13	vs OTT	2-1	4/2	19:01
Oct. 29	@ LA	1-0	2/0	20:17	Dec. 31	@ STL	1-0	3/0	18:05	Mar. 14	vs CGY	0-1	4/1	18:06
Oct. 30	@ ANA	0-0	1/-2	18:21	Jan. 2	@ DAL	0-1	4/1	18:48	Mar. 16	vs NYI	0-0	0/-1	14:27
Nov. 1	vs COL	0-0	1/2	15:39	Jan. 5	vs CBJ	1-0	1/0	17:38	Mar. 18	vs SJ	INJ		
Nov. 3	vs NYR	2-0	2/1	18:16	Jan. 7	vs PHX	1-0	3/1	17:09	Mar. 20	vs DET	INJ		
Nov. 5	@ MIN	0-0	2/-2	15:09	Jan. 9	vs CGY	1-0	3/1	17:55	Mar. 23	@ EDM	INJ		
Nov. 6	@ DAL	0-0	2/-1	12:19	Jan. 11	vs NSH	0-0	3/-1	18:37	Mar. 24	vs ANA	INJ		
Nov. 10	@ STL	0-0	4/0	17:19	Jan. 13	@ MIN	0-1	5/1	17:45	Mar. 27	@ SJ	INJ		
Nov. 12	@ DET	0-0	2/0	17:03	Jan. 16	vs PIT	1-1 (W)	4/0	15:19	Mar. 30	vs PHX	INJ		
Nov. 14	@ COL	0-1	4/0	15:17	Jan. 20	@ EDM	0-0	3/0	18:58	Apr. 1	@ LA	INJ		
Nov. 20	vs COL	1-1	4/2	15:46	Jan. 21	vs DAL	0-0	1/0	17:23	Apr. 2	@ ANA	INJ		
Nov. 22	vs CHI	0-0	3/-1	19:49	Jan. 23	vs CHI	1-0	3/1	16:36	Apr. 4	vs MIN	0-0	4/0	16:23
Nov. 26	vs LA	0-0	3/-1	16:50	Jan. 25	vs BUF	1-0	5/1	19:10	Apr. 6	vs COL	0-0	4/0	14:58
Nov. 28	vs EDM	1-0	4/0	15:34	Jan. 27	vs STL	0-1	1/1	17:54	Apr. 8	@ SJ	0-0	0/-4	10:15
Nov. 29	vs SJ	0-0	1/0	17:23	Jan. 30	@ TOR	0-0	2/0	18:39	Apr. 10	vs CGY	0-0	1/0	17:00
Dec. 2	@ NJ	0-1	1/1	16:23	Feb. 2	@ MTL	1-0	3/-1	17:49					
Dec. 3	@ PHI	0-0	2/0	12:51	Feb. 4	@ OTT	0-0	1/0	16:26					



#22

# DANIEL SEDIN

LEFT WING

SHOOTS LEFT

6'1"

187 LBS

ÖRNSKÖLDSVIK, SWEDEN

SEP. 26, 1980

## 2009.10 HIGHLIGHTS

**MOST GOALS IN A GAME** **3**

TWICE – LATEST APR. 10/10 vs CGY

**MOST ASSISTS IN A GAME** **3**

THREE TIMES – LATEST MAR. 3/10 at DET

**MOST POINTS IN A GAME** **4**

Apr. 10/10 vs CGY: 3-1-4

**HAT TRICKS** **2**

LATEST APR. 10/10 vs CGY

**GAME-WINNING GOALS** **8**

LATEST MAR. 24/10 vs ANA

**POWER PLAY GOALS** **8**

LATEST APR. 6/10 vs COL

**SHORTHANDED GOALS** **0**
**OVERTIME POINTS** **1-0-1**
**SHOOTOUT RECORD** **0/0**
**PENALTY SHOT RECORD** **0/0**



## 2009.10 SEASON IN REVIEW

Recorded a career-high 85 points (29-56-85) in 63 games played...Set career highs in assists (56) and points (85)...Finished the season second in team scoring and tied for 11th in the League...Scored eight game-winners, the second most in the League this season...Moved to sixth in all-time franchise scoring (208-339-547) ...Notched 20+ goals for the fifth consecutive season and sixth time in his career...Missed one game due to a back injury, Apr. 1 at LA...Notched his 200th career goal, Mar. 23 at EDM...Established the T-7th longest scoring streak this season (3-14-17 in 11 GP)...Member of Team Sweden at the 2010 Olympic Winter Games, scoring 1-2-3 in four GP...Notched 7th career OT goal and sits second place for most career OT goals in franchise history, Jan. 20 at EDM...Recorded 11 points (2-9-11) in five consecutive games, Jan. 16-25...Collected his 500th career point, Jan. 16 vs PIT...Had a six-game scoring streak, recording 10 points (3-7-10), Dec. 31-Jan. 11...Tallied seven points (2-5-7) in three consecutive games, Dec. 22-27...Collected 300th career assist, Dec. 26 vs EDM...Established an eight-game scoring streak (6-7-13), Dec. 2-16...Named NHL Second Star of the week after recording seven points (5-2-7), including a hat trick, in three games, Dec. 7-13/09...Missed 18 games due to a foot injury, Oct. 11-Nov. 20...Tied a career high for most assists in a game (3), Oct. 7 vs MTL.

## CAREER HIGHLIGHTS

Has played in 53 career playoff games, recording 28 points (9-19-28)...Collected 10 points (4-6-10) in 10 playoff games in 2009...Tied for the team lead in postseason scoring (4-6-10)...Set a career high for most goals (2) in a playoff game, May 11/09 at CHI...Established two, three-game scoring streaks during the 2009 Playoffs (2-2-4, Apr. 15-19/09 and 0-3-3, Apr. 30-May 5/09)...Played in 12 playoff games in 2006.07, recording five points (2-3-5) and four penalty minutes...Assisted on the OT game-winner in Game 1 of the Stanley Cup Playoffs, ending the longest overtime stretch in Canucks history...Has played in 43 NHL playoff games all with Vancouver, recording 18 points (5-13-18) and 12 penalty minutes...Won the gold medal with Team Sweden at the 2006 Winter Olympic Games...Helped lead the Canucks to the Western Conference Semi-Final in 2002.03 recording six points (1-5-6) and eight penalty minutes in 14 games...Helped the Canucks advance to the playoffs for the first time in five years during his first season with Vancouver in 2000.01 where he played in all four games and recorded three points (1-2-3)...Has played in a combined 35 playoff games for MoDo of the Swedish Elite League...Recorded 12 goals and 14 assists (12-14-26) in 35 playoff games with MoDo of the SEL...Played for Team Sweden at the 2000 and 2001 World Hockey Championships...Was named Co-MVP of the SEL in 1998.99, sharing the award with his brother, Henrik...Represented Sweden at the World Junior Hockey Championships in 1997.98, 1998.99, and 1999.00.

			REGULAR SEASON					PLAYOFFS				
SEASON	CLUB	LEA	GP	G	A	PTS	PIM	GP	G	A	PTS	PIM
1997.98	MoDo Jr.	Swe-Jr.	26	26	14	40	—	—	—	—	—	—
	MoDo	Sweden	45	4	8	12	26	9	0	0	0	2
1998.99	MoDo	Sweden	50	21	21	42	20	13	4	8	12	14
1999.00	MoDo	Sweden	50	19	26	45	28	13	8	6	14	18
	MoDo	EuroHL	4	3	3	6	0	2	0	0	0	0
2000.01	Vancouver	NHL	75	20	14	34	24	4	1	2	3	0
2001.02	Vancouver	NHL	79	9	23	32	32	6	0	1	1	0
2002.03	Vancouver	NHL	79	14	17	31	34	14	1	5	6	8
2003.04	Vancouver	NHL	82	18	36	54	18	7	1	2	3	0
2004.05	MoDo	Sweden	49	13	20	33	40	6	0	3	3	6
2005.06	Vancouver	NHL	82	22	49	71	34	—	—	—	—	—
	Sweden	Olympics	8	1	3	4	2	—	—	—	—	—
2006.07	Vancouver	NHL	81	36	48	84	36	12	2	3	5	4
2007.08	Vancouver	NHL	82	29	45	74	50	—	—	—	—	—
2008.09	Vancouver	NHL	82	31	51	82	36	10	4	6	10	8
2009.10	Vancouver	NHL	63	29	56	85	28	—	—	—	—	—
	Sweden	Olympics	6	2	5	7	2	—	—	—	—	—
VANCOUVER/NHL TOTALS			705	208	339	547	292	53	9	19	28	20



## 2009.10 GAME BY GAME

Oct. 1	@ CGY	0-1	3/0	18:25	Dec. 5	@ CAR	0-1	2/0	16:30	Feb. 6	@ BOS	0-0	0/0	18:56
Oct. 3	@ COL	0-0	9/-1	16:54	Dec. 8	@ NSH	1-1	6/0	17:59	Feb. 9	@ TB	0-0	4/0	23:29
Oct. 5	vs CBJ	0-0	2/0	20:38	Dec. 10	vs ATL	3-0 (W)	10/2	17:55	Feb. 11	@ FLA	0-0	6/1	17:49
Oct. 7	vs MTL	0-3	5/1	17:41	Dec. 12	vs MIN	1-1	6/0	19:45	Feb. 12	@ CBJ	0-1	4/1	20:25
Oct. 11	vs DAL	INJ			Dec. 14	vs LA	0-1	3/0	21:15	Feb. 14	@ MIN	0-1	1/0	16:06
Oct. 16	@ CGY	INJ			Dec. 16	vs ANA	0-1	5/1	22:13	Mar. 2	@ CBJ	0-1	2/0	16:14
Oct. 17	vs MIN	INJ			Dec. 18	vs WSH	0-0	1/-1	20:36	Mar. 3	@ DET	0-3	5/2	16:06
Oct. 19	@ EDM	INJ			Dec. 20	vs STL	0-0	6/-1	22:04	Mar. 5	@ CHI	0-1	1/0	14:34
Oct. 21	@ CHI	INJ			Dec. 22	vs NSH	1-2 (W)	3/2	17:41	Mar. 7	@ NSH	0-1	2/1	18:40
Oct. 24	vs TOR	INJ			Dec. 26	vs EDM	1-2	1/1	18:12	Mar. 9	@ COL	1-2	6/3	21:11
Oct. 25	vs EDM	INJ			Dec. 27	@ CGY	0-1	2/1	15:14	Mar. 10	@ PHX	0-1	1/0	20:47
Oct. 27	vs DET	INJ			Dec. 29	@ PHX	0-0	1/-1	20:58	Mar. 13	vs OTT	1-1	8/2	17:46
Oct. 29	@ LA	INJ			Dec. 31	@ STL	1-1	2/1	22:12	Mar. 14	vs CGY	1-1	3/0	18:38
Oct. 30	@ ANA	INJ			Jan. 2	@ DAL	1-0 (W)	4/0	18:47	Mar. 16	vs NYI	0-1	3/-3	17:08
Nov. 1	vs COL	INJ			Jan. 5	vs CBJ	0-3	6/2	14:36	Mar. 18	vs SJ	0-0	4/-1	19:15
Nov. 3	vs NYR	INJ			Jan. 7	vs PHX	0-2	1/3	16:50	Mar. 20	vs DET	1-0	3/2	22:22
Nov. 5	@ MIN	INJ			Jan. 9	vs CGY	1-0	4/0	21:26	Mar. 23	@ EDM	1-0	2/0	20:12
Nov. 6	@ DAL	INJ			Jan. 11	vs NSH	0-1	1/1	19:01	Mar. 24	vs ANA	1-2 (W)	2/2	18:33
Nov. 10	@ STL	INJ			Jan. 13	@ MIN	0-0	2/-2	18:48	Mar. 27	@ SJ	1-0	6/-2	21:26
Nov. 12	@ DET	INJ			Jan. 16	vs PIT	0-2	0/2	17:45	Mar. 30	vs PHX	1-0	9/3	21:14
Nov. 14	@ COL	INJ			Jan. 20	@ EDM	1-2 (W)	4/0	17:47	Apr. 1	@ LA	INJ		
Nov. 20	vs COL	INJ			Jan. 21	vs DAL	0-1	3/0	20:14	Apr. 2	@ ANA	0-1	3/0	21:56
Nov. 22	vs CHI	0-0	3/0	18:18	Jan. 23	vs CHI	1-2	3/3	16:42	Apr. 4	vs MIN	0-1	2/1	22:24
Nov. 26	vs LA	0-1	2/2	17:41	Jan. 25	vs BUF	0-2	0/2	19:37	Apr. 6	vs COL	2-0	6/-2	21:38
Nov. 28	vs EDM	1-1 (W)	4/2	17:08	Jan. 27	vs STL	0-0	7/0	19:47	Apr. 8	@ SJ	0-1	4/-2	20:35
Nov. 29	vs SJ	0-0	2/-1	18:42	Jan. 30	@ TOR	2-1 (W)	8/3	21:20	Apr. 10	vs CGY	3-1	4/3	22:56
Dec. 2	@ NJ	1-1 (W)	2/2	15:47	Feb. 2	@ MTL	0-1	6/-1	20:53					
Dec. 3	@ PHI	0-1	2/2	18:20	Feb. 4	@ OTT	0-0	3/-1	19:34					





#33

HENRIK  
SEDIN

CENTRE   SHOOTS LEFT   6'2"   188 LBS   ÖRNSKÖLDSVIK, SWEDEN   SEP. 26, 1980

## 2009.10 HIGHLIGHTS

MOST GOALS IN A GAME   **3**

NOV.14/09 at COL

MOST ASSISTS IN A GAME   **4**

APR. 10/10 vs CGY

MOST POINTS IN A GAME   **4**

TWICE – LATEST APR. 10/10 vs CGY: 0-4-4

HAT TRICKS   **1**

NOV. 14/09 at COL

GAME-WINNING GOALS   **5**

LATEST JAN. 23/10 vs CHI

POWER PLAY GOALS   **4**

LATEST MAR. 14/10 vs CGY

SHORTHANDED GOALS   **2**

LATEST MAR. 30/10 vs PHX

OVERTIME POINTS   **0-1-1**SHOOTOUT RECORD   **0/0**PENALTY SHOT RECORD   **0/0**

## 2009.10 SEASON IN REVIEW

Led the NHL in scoring, recording a career high 112 points (29-83-112)...Led the League with 83 assists...Set new franchise single season points record improving on Pavel Bure's 110 point season (1992.93)...Moved into first place in club history for most career assists (434)...Named the team MVP as voted by fans for the 2009.10 season...Is the second longest active ironman, having played in 416 consecutive games...Recorded two four-point games and 12 three-point games this season...Won the Molson Cup in March, December and October...Recorded 11 points (1-10-11) in six consecutive games, Mar. 20-Apr. 1...Established a six-game scoring streak (3-8-11), Mar. 7-16...Set new record with franchise-leading 416th career assist, Mar. 14 vs CGY...Surpassed Thomas Gradin to become highest scoring centre and fourth leading scorer in club history with an assist, his 551st career point, Mar. 13 vs OTT...Established a career high in points (83) after registering three assists, Mar. 3 at DET...Member of Team Sweden, 2010 Olympic Winter Games, scoring 0-2-2 in four GP...Surpassed 500-point plateau; the fifth Canuck in franchise history to achieve the milestone, Dec. 12 vs MIN...Named NHL's second star of January...Played 700th career game, Jan. 30 at TOR...Recorded 12 points (4-8-12) in five consecutive games, Jan. 16-25...Established a personal best and the League's T-13th longest scoring streak this season (5-15-20 in 10 GP), Dec. 22-Jan. 11...Set new single season career goal high with his 23rd goal, Jan. 23 vs CHI...Recorded his 400th career assist, Jan. 20 at EDM...Recorded 16 points (1-15-16) in nine consecutive games, Dec. 2-18...Had a four-game scoring streak (3-1-4), Nov. 3-10...Recorded five points (3-2-5) in three consecutive games...Established a five-game scoring streak (3-7-10), Oct. 5-17...Tied a personal best, recording four points (2-2-4) in a single game for the fourth time in his career, Oct. 7.

## CAREER HIGHLIGHTS

Has played in 53 NHL playoff games, recording 30 points (14-16-30) and 26 penalty minutes...Ended the franchise's longest ever playoff game with a goal in quadruple overtime in Game One of the first round in 2007...Won the gold medal with Team Sweden at the 2006 Winter Olympic Games...Led the Canucks to a playoff series victory over the St. Louis Blues in 2002.03 and appeared in all 14 playoff games that year, recording five points (3-2-5) and eight penalty minutes...Helped the Canucks advance to the post-season for the first time in five years during his first season as a Canuck in 2000.01 and suited up for all four playoff games, recording four assists...Recorded seven goals and 17 assists (7-17-24) in 33 career playoff games in the Swedish Elite League...Played for Team Sweden at the 2000 and 2001 World Hockey Championships...Was named Co-MVP of the SEL in 1998.99, sharing the award with his brother, Daniel...Represented Sweden at the World Junior Hockey Championships in 1997.98, 1998.99 and 1999.00.



REGULAR SEASON								PLAYOFFS				
SEASON	CLUB	LEA	GP	G	A	PTS	PIM	GP	G	A	PTS	PIM
1997.98	MoDo Jr.	Swe-Jr.	26	14	22	36	–	–	–	–	–	–
	MoDo	Sweden	39	1	4	5	8	7	0	0	0	0
1998.99	MoDo	Sweden	49	12	22	34	32	13	2	8	10	6
1999.00	MoDo	Sweden	50	9	38	47	22	13	5	9	14	2
2000.01	Vancouver	NHL	82	9	20	29	38	4	0	4	4	0
2001.02	Vancouver	NHL	82	16	20	36	36	6	3	0	3	0
2002.03	Vancouver	NHL	78	8	31	39	38	14	3	2	5	8
2003.04	Vancouver	NHL	76	11	31	42	32	7	2	2	4	2
2004.05	MoDo	Sweden	44	14	22	36	50	6	1	3	4	6
2005.06	Vancouver	NHL	82	18	57	75	56	–	–	–	–	–
	Sweden	Olympics	8	3	1	4	2	–	–	–	–	–
2006.07	Vancouver	NHL	82	10	71	81	66	12	2	2	4	14
2007.08	Vancouver	NHL	82	15	61	76	56	–	–	–	–	–
2008.09	Vancouver	NHL	82	22	60	82	48	10	4	6	10	2
2009.10	Vancouver	NHL	82	29	83	112	48					
	Sweden	Olympics	4	0	2	2	2	–	–	–	–	–
VANCOUVER/NHL TOTALS			728	138	434	572	418	53	14	16	30	26



## 2009.10 GAME BY GAME

Oct. 1	@ CGY	0-1	3/0	19:59	Dec. 5	@ CAR	0-2	2/-1	17:26	Feb. 6	@ BOS	0-0	1/0	18:44
Oct. 3	@ COL	0-0	1/0	18:39	Dec. 8	@ NSH	0-2	1/0	17:40	Feb. 9	@ TB	0-0	1/0	22:48
Oct. 5	vs CBJ	1-0	3/0	21:03	Dec. 10	vs ATL	0-2	1/2	20:19	Feb. 11	@ FLA	0-1	1/1	19:18
Oct. 7	vs MTL	2-2	2/2	18:12	Dec. 12	vs MIN	0-3	0/-1	22:31	Feb. 12	@ CBJ	0-1	1/1	22:01
Oct. 11	vs DAL	0-2	2/-1	23:04	Dec. 14	vs LA	0-1	1/0	21:39	Feb. 14	@ MIN	0-0	1/0	18:24
Oct. 16	@ CGY	0-2	2/0	19:58	Dec. 16	vs ANA	1-0	3/1	23:06	Mar. 2	@ CBJ	0-0	3/0	18:03
Oct. 17	vs MIN	0-1	2/1	20:59	Dec. 18	vs WSH	0-1	1/0	21:44	Mar. 3	@ DET	0-3	5/2	16:50
Oct. 19	@ EDM	0-0	4/0	20:54	Dec. 20	vs STL	0-0	2/-1	21:50	Mar. 5	@ CHI	0-0	2/-1	16:28
Oct. 21	@ CHI	0-0	3/1	18:10	Dec. 22	vs NSH	1-2	3/2	16:21	Mar. 7	@ NSH	1-1	1/2	18:42
Oct. 24	vs TOR	0-0	0/0	16:13	Dec. 26	vs EDM	1-1	6/0	20:22	Mar. 9	@ COL	0-3	2/2	20:27
Oct. 25	vs EDM	1-0	2/1	18:34	Dec. 27	@ CGY	1-0	2/1	15:43	Mar. 10	@ PHX	1-1	3/0	21:07
Oct. 27	vs DET	2-1	4/-1	21:12	Dec. 29	@ PHX	0-1	3/0	21:19	Mar. 13	vs OTT	0-1	4/2	19:10
Oct. 29	@ LA	0-1	1/0	21:46	Dec. 31	@ STL	1-1	2/1	23:53	Mar. 14	vs CGY	1-1	1/1	19:01
Oct. 30	@ ANA	0-0	5/-2	18:18	Jan. 2	@ DAL	0-2	1/1	18:40	Mar. 16	vs NYI	0-1	2/-3	18:10
Nov. 1	vs COL	0-0	1/0	18:53	Jan. 5	vs CBJ	1-2 (W)	3/2	16:41	Mar. 18	vs SJ	0-0	1/0	19:58
Nov. 3	vs NYR	1-0	2/0	18:35	Jan. 7	vs PHX	0-3	2/3	17:12	Mar. 20	vs DET	0-1	2/1	21:56
Nov. 5	@ MIN	1-0 (W)	1/1	17:19	Jan. 9	vs CGY	0-1	1/0	23:42	Mar. 23	@ EDM	0-1	0/0	21:25
Nov. 6	@ DAL	0-1	2/1	20:34	Jan. 11	vs NSH	0-2	1/1	19:04	Mar. 24	vs ANA	0-3	2/2	19:17
Nov. 10	@ STL	1-0	1/-2	14:17	Jan. 13	@ MIN	0-0	0/-2	19:01	Mar. 27	@ SJ	0-2	0/-2	21:08
Nov. 12	@ DET	0-0	3/-2	20:16	Jan. 16	vs PIT	1-2	4/3	18:15	Mar. 30	vs PHX	1-2	3/3	21:33
Nov. 14	@ COL	3-0	4/2	18:33	Jan. 20	@ EDM	0-3	0/0	18:05	Apr. 1	@ LA	0-1	0/0	17:31
Nov. 20	vs COL	1-0 (W)	2/1	19:27	Jan. 21	vs DAL	0-1	1/-1	20:22	Apr. 2	@ ANA	0-0	3/0	20:56
Nov. 22	vs CHI	0-0	3/0	18:46	Jan. 23	vs CHI	2-1 (W)	6/3	17:44	Apr. 4	vs MIN	0-1	1/1	22:32
Nov. 26	vs LA	1-1 (W)	1/2	16:00	Jan. 25	vs BUF	1-1	3/2	20:08	Apr. 6	vs COL	0-1	3/-2	22:44
Nov. 28	vs EDM	0-2	2/2	17:44	Jan. 27	vs STL	0-0	0/0	20:32	Apr. 8	@ SJ	0-1	3/-3	22:46
Nov. 29	vs SJ	0-0	1/-1	18:20	Jan. 30	@ TOR	1-1	4/2	23:10	Apr. 10	vs CGY	0-4	1/3	25:24
Dec. 2	@ NJ	0-2	2/2	15:00	Feb. 2	@ MTL	0-0	4/-1	21:06					
Dec. 3	@ PHI	0-2	0/2	19:42	Feb. 4	@ OTT	0-0	2/-1	19:59					



#42

# KYLE WELLWOOD

CENTRE

SHOOTS RIGHT

5'10"

181 LBS

WINDSOR, ON

MAY 16, 1983

## 2009.10 HIGHLIGHTS

<b>MOST GOALS IN A GAME</b>	<b>2</b>
-----------------------------	----------

APR. 1/10 at LA

<b>MOST ASSISTS IN A GAME</b>	<b>1</b>
-------------------------------	----------

ELEVEN TIMES – LATEST MAR. 20/10 vs DET

<b>MOST POINTS IN A GAME</b>	<b>2</b>
------------------------------	----------

FIVE TIMES – LATEST APR. 1/10 at LA: 2-0-2

<b>HAT TRICKS</b>	<b>0</b>
-------------------	----------

<b>GAME-WINNING GOALS</b>	<b>2</b>
---------------------------	----------

LATEST JAN. 21/10 vs DAL

<b>POWER PLAY GOALS</b>	<b>3</b>
-------------------------	----------

LATEST APR. 4/10 vs MIN

<b>SHORTHANDED GOALS</b>	<b>0</b>
--------------------------	----------

<b>OVERTIME POINTS</b>	<b>0-1-1</b>
------------------------	--------------

<b>SHOOTOUT RECORD</b>	<b>4/7</b>
------------------------	------------

1 GDG

<b>PENALTY SHOT RECORD</b>	<b>0/0</b>
----------------------------	------------



## 2009.10 SEASON IN REVIEW

Scored 14 goals and 11 assists, for a total of 25 points during the 2009.10 season... Averaged 53.8% wins in face-offs per game this season, ranking second for the best winning percentage on the team and tied for 17th in the League...Set a career high for best plus/minus rating in a season (+6)...Recorded three points (2-1-3) in back-to-back games, Mar. 2-3...Notched the game-winning goal, Jan. 21 vs DAL...Played his 300th career NHL game, Jan. 7 vs PHX...Recorded the game-winner, Dec. 27 at CGY... Scored three points (2-1-3) in three consecutive games, Dec. 27-31.

## CAREER HIGHLIGHTS

Made his playoff debut with the Vancouver Canucks in 2009, recording six points (1-5-6) in 10 games...Recorded one assist in each of the final playoff games of the Canucks 2009 run, May 9-11/09...Established a three-game scoring streak (1-3-4) from Game 3 of the Western Conference Quarterfinal to Game 1 of the Western Conference Semi-Final, Apr. 19-30/09...Collected four points (2-2-4) in five playoff games in 2004.05 with St. John's of the AHL...Recorded 24 points (12-12-24) in 16 games with the Windsor Spitfires during the 2002 OHL playoffs, fifth in the league...Collected 14 points (5-9-14) in seven playoff games with Windsor in 2003...Led the Spitfires in playoff points for two consecutive seasons with 24 points and 14 points in 2002 and 2003...Member of Canada's entry in the 2003 World Junior Championship team that went on to win Silver, recording five points (1-4-5) in six games.

			REGULAR SEASON					PLAYOFFS				
SEASON	CLUB	LEA	GP	G	A	PTS	PIM	GP	G	A	PTS	PIM
1999.00	Belleville	OHL	65	14	37	51	14	16	3	7	10	6
2000.01	Belleville	OHL	68	35	83	118	24	10	3	16	19	4
2001.02	Belleville	OHL	28	16	24	40	4	—	—	—	—	—
	Windsor	OHL	26	14	21	35	0	16	12	12	24	0
2002.03	Windsor	OHL	57	41	59	100	0	7	5	9	14	0
2003.04	Toronto	NHL	1	0	0	0	0	—	—	—	—	—
	St. John's	AHL	76	20	35	55	6	—	—	—	—	—
2004.05	St. John's	AHL	80	38	49	87	20	5	2	2	4	2
<b>2005.06</b>	<b>Toronto</b>	<b>NHL</b>	<b>81</b>	<b>11</b>	<b>34</b>	<b>45</b>	<b>14</b>	—	—	—	—	—
<b>2006.07</b>	<b>Toronto</b>	<b>NHL</b>	<b>48</b>	<b>12</b>	<b>30</b>	<b>42</b>	<b>0</b>	—	—	—	—	—
<b>2007.08</b>	<b>Toronto</b>	<b>NHL</b>	<b>59</b>	<b>8</b>	<b>13</b>	<b>21</b>	<b>0</b>	—	—	—	—	—
<b>2008.09</b>	<b>Vancouver</b>	<b>NHL</b>	<b>74</b>	<b>18</b>	<b>9</b>	<b>27</b>	<b>4</b>	<b>10</b>	<b>1</b>	<b>5</b>	<b>6</b>	<b>0</b>
<b>2009.10</b>	<b>Vancouver</b>	<b>NHL</b>	<b>75</b>	<b>14</b>	<b>11</b>	<b>25</b>	<b>12</b>					
<b>VANCOUVER TOTALS</b>			<b>149</b>	<b>32</b>	<b>20</b>	<b>52</b>	<b>16</b>	<b>10</b>	<b>1</b>	<b>5</b>	<b>6</b>	<b>0</b>
<b>NHL TOTALS</b>			<b>338</b>	<b>63</b>	<b>97</b>	<b>160</b>	<b>30</b>	<b>10</b>	<b>1</b>	<b>5</b>	<b>6</b>	<b>0</b>




## 2009.10 GAME BY GAME

Oct. 1	@ CGY	0-0	0/0	15:21	Dec. 5	@ CAR	0-1	2/1	15:20	Feb. 6	@ BOS	0-0	3/1	13:56
Oct. 3	@ COL	0-0	1/-1	12:56	Dec. 8	@ NSH	0-0	1/0	11:44	Feb. 9	@ TB	0-0	1/-1	12:03
Oct. 5	vs CBJ	0-0	0/1	12:59	Dec. 10	vs ATL	DND			Feb. 11	@ FLA	0-0	3/0	12:34
Oct. 7	vs MTL	0-0	2/0	14:25	Dec. 12	vs MIN	DND			Feb. 12	@ CBJ	1-0	2/1	15:20
Oct. 11	vs DAL	0-0	1/0	15:12	Dec. 14	vs LA	0-0	1/-1	9:58	Feb. 14	@ MIN	0-0	0/-1	10:46
Oct. 16	@ CGY	0-0	0/0	12:54	Dec. 16	vs ANA	DND			Mar. 2	@ CBJ	1-1	1/1	13:08
Oct. 17	vs MIN	0-0	4/-1	14:23	Dec. 18	vs WSH	0-0	1/-1	10:21	Mar. 3	@ DET	1-0	3/-1	14:26
Oct. 19	@ EDM	0-1	2/1	14:08	Dec. 20	vs STL	0-0	0/0	12:54	Mar. 5	@ CHI	0-0	2/0	14:07
Oct. 21	@ CHI	0-0	1/-1	14:18	Dec. 22	vs NSH	0-1	0/1	15:14	Mar. 7	@ NSH	0-1	1/1	15:29
Oct. 24	vs TOR	0-0	1/0	16:05	Dec. 26	vs EDM	0-0	2/0	11:34	Mar. 9	@ COL	0-0	1/1	14:04
Oct. 25	vs EDM	INJ			Dec. 27	@ CGY	1-0 (W)	2/1	14:46	Mar. 10	@ PHX	0-0	3/-1	14:49
Oct. 27	vs DET	INJ			Dec. 29	@ PHX	1-0	1/1	15:36	Mar. 13	vs OTT	0-0	3/0	16:05
Oct. 29	@ LA	INJ			Dec. 31	@ STL	0-1	1/0	14:59	Mar. 14	vs CGY	0-0	0/-1	15:04
Oct. 30	@ ANA	INJ			Jan. 2	@ DAL	0-0	1/0	15:10	Mar. 16	vs NYI	1-0	4/1	17:07
Nov. 1	vs COL	0-0	1/1	15:10	Jan. 5	vs CBJ	0-1	0/1	13:42	Mar. 18	vs SJ	0-0	1/-1	14:43
Nov. 3	vs NYR	0-0	1/0	14:38	Jan. 7	vs PHX	0-0	0/0	12:10	Mar. 20	vs DET	1-1	2/0	14:37
Nov. 5	@ MIN	0-0	1/1	11:07	Jan. 9	vs CGY	0-0	1/0	13:20	Mar. 23	@ EDM	0-0	5/0	14:28
Nov. 6	@ DAL	0-0	0/0	15:18	Jan. 11	vs NSH	0-0	2/-1	9:25	Mar. 24	vs ANA	0-0	0/0	16:20
Nov. 10	@ STL	0-0	1/0	11:55	Jan. 13	@ MIN	0-0	2/-1	18:35	Mar. 27	@ SJ	0-0	3/0	14:02
Nov. 12	@ DET	0-0	0/0	18:09	Jan. 16	vs PIT	0-0	1/-1	16:10	Mar. 30	vs PHX	0-0	2/0	16:24
Nov. 14	@ COL	0-0	1/0	16:06	Jan. 20	@ EDM	0-0	0/-1	9:54	Apr. 1	@ LA	2-0	4/0	18:08
Nov. 20	vs COL	0-1	1/0	13:13	Jan. 21	vs DAL	1-0 (W)	1/0	12:26	Apr. 2	@ ANA	0-0	2/0	10:50
Nov. 22	vs CHI	0-0	0/0	13:24	Jan. 23	vs CHI	0-0	0/1	14:27	Apr. 4	vs MIN	1-0	2/0	11:28
Nov. 26	vs LA	1-1	1/2	11:48	Jan. 25	vs BUF	0-0	1/0	16:15	Apr. 6	vs COL	0-0	1/0	13:52
Nov. 28	vs EDM	0-0	1/1	12:54	Jan. 27	vs STL	0-0	2/0	15:31	Apr. 8	@ SJ	0-0	0/1	14:23
Nov. 29	vs SJ	1-1	1/2	13:21	Jan. 30	@ TOR	0-0	1/0	13:39	Apr. 10	vs CGY	0-0	0/-1	11:50
Dec. 2	@ NJ	0-0	1/0	12:07	Feb. 2	@ MTL	0-0	2/0	10:29					
Dec. 3	@ PHI	0-0	1/0	11:41	Feb. 4	@ OTT	1-0	1/0	12:44					



# IN THE SYSTEM



**MARIO BLIZNAK**

**CENTRE**      **SHOOTS LEFT**  
**6'0"**      **192 LBS**  
**TRENCIN, SVK**    **MAR. 6, 1987**

Acquired: Vancouver's 6th choice, 205th overall in 2005 NHL Entry Draft.

SEASON	CLUB	LEA	REGULAR SEASON					PLAYOFFS				
			GP	G	A	PTS	PIM	GP	G	A	PTS	PIM
2004.05	Dubnica Spartak HC	SVK	19	0	0	0	14	—	—	—	—	—
2005.06	Vancouver	WHL	69	9	12	21	29	18	4	1	5	14
2006.07	Vancouver	WHL	47	8	14	22	20	22	6	6	12	14
2007.08	Vancouver	WHL	67	19	32	51	36	10	3	5	8	2
2008.09	Manitoba	AHL	64	7	9	16	24	21	3	2	5	8
<b>2009.10</b>	<b>Vancouver</b>	<b>NHL</b>	<b>2</b>	<b>0</b>	<b>0</b>	<b>0</b>	<b>0</b>					
	Manitoba	AHL	76	13	15	28	40					
<b>VANCOUVER/NHL TOTALS</b>			<b>2</b>	<b>0</b>	<b>0</b>	<b>0</b>	<b>0</b>	<b>—</b>	<b>—</b>	<b>—</b>	<b>—</b>	<b>—</b>



**ALEXANDRE BOLDUC**

**CENTRE**      **SHOOTS LEFT**  
**6'3"**      **200 LBS**  
**MONTREAL, QC**    **JUN. 26, 1985**

Acquired: Signed as a free agent, July 2, 2008.

SEASON	CLUB	LEA	REGULAR SEASON					PLAYOFFS				
			GP	G	A	PTS	PIM	GP	G	A	PTS	PIM
2001.02	Rouyn-Noranda	QMJHL	64	6	14	20	69	4	1	1	2	4
2002.03	Rouyn-Noranda	QMJHL	66	14	29	43	131	4	0	2	2	2
2003.04	Rouyn-Noranda	QMJHL	65	23	35	58	115	11	3	4	7	18
2004.05	Rouyn-Noranda	QMJHL	33	7	10	17	46	—	—	—	—	—
	Shawinigan	QMJHL	29	7	11	18	14	3	0	0	0	0
2005.06	Bakersfield	ECHL	24	10	6	16	56	11	4	4	8	28
	Manitoba	AHL	29	3	7	10	35	—	—	—	—	—
2006.07	Bakersfield	ECHL	16	7	17	24	42	6	2	4	6	9
	Manitoba	AHL	32	4	5	9	35	5	0	0	0	8
2007.08	Manitoba	AHL	70	18	19	37	93	6	1	0	1	6
<b>2008.09</b>	<b>Vancouver</b>	<b>NHL</b>	<b>7</b>	<b>0</b>	<b>1</b>	<b>1</b>	<b>4</b>	—	—	—	—	—
	Manitoba	AHL	63	12	21	33	116	13	5	4	9	14
<b>2009.10</b>	<b>Vancouver</b>	<b>NHL</b>	<b>15</b>	<b>0</b>	<b>0</b>	<b>0</b>	<b>13</b>					
	Manitoba	AHL	13	2	1	3	20					
<b>VANCOUVER/NHL TOTALS</b>			<b>22</b>	<b>0</b>	<b>1</b>	<b>1</b>	<b>17</b>	<b>—</b>	<b>—</b>	<b>—</b>	<b>—</b>	<b>—</b>



**GUILAUME DESBIENS**


**CENTRE**      **SHOOTS LEFT**  
**6'2"**      **210 LBS**  
**ALMA, QC**      **APR. 20, 1985**

Acquired: Signed as a free agent, July 22, 2009.

SEASON	CLUB	LEA	REGULAR SEASON					PLAYOFFS				
			GP	G	A	PTS	PIM	GP	G	A	PTS	PIM
2001.02	Rouyn-Noranda	QMJHL	65	14	10	24	115	4	1	1	2	9
2002.03	Rouyn-Noranda	QMJHL	64	15	18	32	233	4	0	0	0	4
2003.04	Rouyn-Noranda	QMJHL	58	20	21	41	199	11	2	2	4	24
2004.05	Rouyn-Noranda	QMJHL	56	27	16	43	206	10	1	4	5	25
2005.06	Chicago	AHL	3	0	0	0	7	—	—	—	—	—
	Gwinnett	ECHL	65	33	27	60	187	17	10	6	16	38
2006.07	Chicago	AHL	54	3	6	9	118	6	0	1	1	2
2007.08	Chicago	AHL	23	2	1	3	30	1	0	1	1	0
	Gwinnett	ECHL	10	2	5	7	46	8	3	6	9	10
2008.09	Manitoba	AHL	78	21	26	47	158	22	4	8	12	18
<b>2009.10</b>	<b>Vancouver</b>	<b>NHL</b>	<b>1</b>	<b>0</b>	<b>0</b>	<b>0</b>	<b>2</b>					
	Manitoba	AHL	67	19	15	34	144					
<b>VANCOUVER/NHL TOTALS</b>			<b>1</b>	<b>0</b>	<b>0</b>	<b>0</b>	<b>2</b>	<b>—</b>	<b>—</b>	<b>—</b>	<b>—</b>	<b>—</b>



SEASON	CLUB	LEA	REGULAR SEASON					PLAYOFFS				
			GP	G	A	PTS	PIM	GP	G	A	PTS	PIM
2006.07	Brampton	OHL	63	23	23	46	24	4	1	3	4	0
2007.08	Brampton	OHL	68	40	45	85	36	5	5	0	5	2
2008.09	Brampton	OHL	53	43	49	92	33	21	11	20	31	18
	Manitoba	AHL	—	—	—	—	—	11	2	4	6	4
2009.10	Brampton	OHL	13	8	12	20	9	11	3	7	10	4



**CODY HODGSON**

**CENTRE**      **SHOOTS RIGHT**  
**6'0"**      **185 LBS**  
**MARKHAM, ON**      **FEB. 18, 1990**

Acquired: Vancouver's first round choice, 10th overall in the 2008 NHL Entry Draft.

SEASON	CLUB	LEA	REGULAR SEASON					PLAYOFFS				
			GP	G	A	PTS	PIM	GP	G	A	PTS	PIM
1996.97	Swift Current	WHL	67	8	13	21	82	10	0	0	0	24
1997.98	Swift Current	WHL	71	13	35	48	108	1	0	0	0	0
1998.99	Swift Current	WHL	72	16	44	60	125	6	2	2	4	12
1999.00	Swift Current	WHL	70	22	58	80	92	2	0	0	0	0
2000.01	Jackson	ECHL	5	1	2	3	5	—	—	—	—	—
	Cleveland	IHL	42	3	7	10	69	4	0	0	0	2
2001.02	Houston	AHL	72	3	11	14	92	14	1	0	1	23
2002.03	Houston	AHL	66	11	28	39	155	—	—	—	—	—
	Hartford	AHL	15	2	9	11	6	2	2	0	2	0
<b>2003.04</b>	<b>NY Rangers</b>	<b>NHL</b>	<b>9</b>	<b>0</b>	<b>0</b>	<b>0</b>	<b>6</b>	—	—	—	—	—
	Hartford	AHL	72	6	26	32	130	16	0	5	5	28
2004.05	Hartford	AHL	79	5	38	43	132	6	0	3	3	11
2005.06	Hershey	AHL	73	13	44	57	94	16	2	12	14	12
<b>2006.07</b>	<b>Washington</b>	<b>NHL</b>	<b>18</b>	<b>2</b>	<b>6</b>	<b>8</b>	<b>12</b>	—	—	—	—	—
	<b>Ottawa</b>	<b>NHL</b>	<b>1</b>	<b>0</b>	<b>0</b>	<b>0</b>	<b>0</b>	—	—	—	—	—
	Hershey	AHL	29	3	25	28	39	—	—	—	—	—
<b>2007.08</b>	<b>Ottawa</b>	<b>NHL</b>	<b>3</b>	<b>0</b>	<b>0</b>	<b>0</b>	<b>0</b>	—	—	—	—	—
	Binghamton	AHL	77	12	37	49	74	—	—	—	—	—
<b>2008.09</b>	<b>Vancouver</b>	<b>NHL</b>	<b>14</b>	<b>0</b>	<b>1</b>	<b>1</b>	<b>6</b>	—	—	—	—	—
	<b>Colorado</b>	<b>NHL</b>	<b>5</b>	<b>0</b>	<b>0</b>	<b>0</b>	<b>0</b>	—	—	—	—	—
	Manitoba	AHL	3	0	3	3	4	—	—	—	—	—
2009.10	Manitoba	AHL	37	5	17	22	49	—	—	—	—	—
<b>VANCOUVER TOTALS</b>			<b>14</b>	<b>0</b>	<b>1</b>	<b>1</b>	<b>6</b>	—	—	—	—	—
<b>NHL TOTALS</b>			<b>50</b>	<b>2</b>	<b>7</b>	<b>9</b>	<b>24</b>	—	—	—	—	—




**LAWRENCE NYCHOLAT**

**DEFENCE**      **SHOOTS LEFT**  
**6'0"**      **200 LBS**  
**CALGARY, AB**      **MAY 7, 1979**

Acquired: Signed as a free agent, July 2, 2009.

# IN THE SYSTEM




**EVAN OBERG**

DEFENCE SHOOTS LEFT  
6'0" 177 LBS  
FORESTBURG, AB FEB. 16, 1988

Acquired: Signed as a free agent April 7, 2009.

			REGULAR SEASON					PLAYOFFS				
SEASON	CLUB	LEA	GP	G	A	PTS	PIM	GP	G	A	PTS	PIM
2005.06	Camrose	AJHL	44	4	9	13	56	14	1	1	2	14
2006.07	Camrose	AJHL	52	9	14	23	86	16	3	11	14	24
2007.08	Minnesota-Duluth	NCAA	24	1	2	3	10	–	–	–	–	–
2008.09	Minnesota-Duluth	NCAA	43	7	20	27	50	–	–	–	–	–
2009.10	Vancouver	NHL	2	0	0	0	0					
	Manitoba	AHL	70	3	23	26	64					
VANCOUVER/NHL TOTALS			2	0	0	0	0	–	–	–	–	–




**MATT PETTINGER**

LEFT WING SHOOTS LEFT  
6'1" 205 LBS  
EDMONTON, AB OCT. 22, 1980

Acquired: Signed as a free agent, November 2, 2009.

REGULAR SEASON								PLAYOFFS				
SEASON	CLUB	LEA	GP	G	A	PTS	PIM	GP	G	A	PTS	PIM
1998.99	Denver	NCAA	33	6	14	20	44	–	–	–	–	–
1999.00	Denver	NCAA	19	2	6	8	49	–	–	–	–	–
2000.01	Calgary	WHL	27	14	6	20	41	11	2	6	8	30
	Washington	NHL	10	0	0	0	2	–	–	–	–	–
2001.02	Portland	AHL	64	19	17	36	92	2	0	0	0	4
	Washington	NHL	61	7	3	10	44	–	–	–	–	–
2002.03	Portland	AHL	9	3	3	6	24	–	–	–	–	–
	Washington	NHL	1	0	0	0	0	–	–	–	–	–
2003.04	Portland	AHL	69	14	13	27	72	3	0	2	2	2
	Washington	NHL	71	7	5	12	37	–	–	–	–	–
2005.06	Washington	NHL	71	20	18	38	39	–	–	–	–	–
2006.07	Washington	NHL	64	16	16	32	22	–	–	–	–	–
2007.08	Washington	NHL	56	2	5	7	25	–	–	–	–	–
2008.09	Vancouver	NHL	20	4	2	6	11	–	–	–	–	–
	Tampa Bay	NHL	59	8	7	15	24	–	–	–	–	–
	Manitoba	AHL	2	3	0	3	0	–	–	–	–	–
2009.10	Vancouver	NHL	9	1	2	3	6					
	Manitoba	AHL	54	14	16	30	31					
VANCOUVER TOTALS			29	5	4	9	17	–	–	–	–	–
NHL TOTALS			422	65	57	123	210	–	–	–	–	–




**CORY SCHNEIDER**

GOALTENDER CATCHES LEFT  
6'2" 195 LBS  
MARBLEHEAD, MA MAR. 18, 1986

Acquired: Vancouver's 1st choice, 26th overall in 2004 Entry Draft.

REGULAR SEASON													PLAYOFFS							
SEASON	CLUB	LEA	GPI	MIN	GA	SO	GAA	W	L	OT/SOL	PCT		GPI	MIN	GA	SO	GAA	W	L	PCT
2004.05	Boston College	NCAA	18	1102	35	1	1.90	13	1	4	.916		-	-	-	-	-	-	-	-
2005.06	Boston College	NCAA	37	2242	76	8	2.03	23	12	2	.930		-	-	-	-	-	-	-	-
2006.07	Boston College	NCAA	42	2517	90	6	2.15	29	12	1	.925		-	-	-	-	-	-	-	-
2007.08	Manitoba	AHL	36	2054	78	3	2.28	21	12	2	.916		6	375	12	0	1.92	1	4	.938
<b>2008.09</b>	<b>Vancouver</b>	<b>NHL</b>	<b>8</b>	<b>355</b>	<b>20</b>	<b>0</b>	<b>3.38</b>	<b>2</b>	<b>4</b>	<b>1</b>	<b>.877</b>		-	-	-	-	-	-	-	-
	Manitoba	AHL	40	2324	79	5	2.04	28	10	1	.928		22	1315	47	0	2.15	14	7	.922
<b>2009.10</b>	<b>Vancouver</b>	<b>NHL</b>	<b>2</b>	<b>79</b>	<b>5</b>	<b>0</b>	<b>3.80</b>	<b>0</b>	<b>1</b>	<b>0</b>	<b>.915</b>									
	Manitoba	AHL	60	3557	149	4	2.51	35	23	2	.919									
<b>VANCOUVER/NHL TOTALS</b>			<b>10</b>	<b>434</b>	<b>25</b>	<b>0</b>	<b>3.46</b>	<b>2</b>	<b>5</b>	<b>1</b>	<b>.887</b>		-	-	-	-	-	-	-	-

SEASON	CLUB	LEA	REGULAR SEASON					PLAYOFFS				
			GP	G	A	PTS	PIM	GP	G	A	PTS	PIM
2004.05	CSKA Moscow	RUS	8	0	0	0	0	—	—	—	—	—
2005.06	CSKA Moscow	RUS	39	7	7	14	26	4	0	0	0	0
2006.07	CSKA Moscow	RUS	52	16	19	35	36	12	4	6	10	4
2007.08	CSKA Moscow	RUS	57	12	21	33	28	6	0	3	3	4
2008.09	CSKA Moscow	KHL	56	17	23	40	36	8	1	3	4	4
2009.10	<b>Vancouver</b>	<b>NHL</b>	<b>6</b>	<b>0</b>	<b>0</b>	<b>0</b>	<b>2</b>					
	Manitoba	AHL	76	22	23	45	32					
<b>VANCOUVER/NHL TOTALS</b>			<b>6</b>	<b>0</b>	<b>0</b>	<b>0</b>	<b>2</b>	—	—	—	—	—




**SERGEI SHIROKOV**

**RIGHT WING**    **SHOOTS RIGHT**  
**5'10"**            **202 LBS**  
**MOSCOW, RUS**    **MAR. 10, 1986**

Acquired: Vancouver's sixth round pick, 163rd overall in the 2006 NHL Entry Draft.

SEASON	CLUB	LEA	REGULAR SEASON					PLAYOFFS				
			GP	G	A	PTS	PIM	GP	G	A	PTS	PIM
1999.00	St. Louis	NAHL	45	12	23	35	77	—	—	—	—	—
2000.01	St. Louis	NAHL	6	0	2	2	23	—	—	—	—	—
	Omaha	USHL	44	17	14	31	101	11	6	6	12	12
2001.02	Notre Dame	NCAA	33	6	11	17	38	—	—	—	—	—
2002.03	Notre Dame	NCAA	39	14	9	23	44	—	—	—	—	—
2003.04	Nuermberg	DEL	44	9	20	29	83	6	0	1	1	6
2004.05	Nuermberg	DEL	51	24	30	54	60	6	2	1	3	8
2005.06	<b>Edmonton</b>	<b>NHL</b>	<b>3</b>	<b>0</b>	<b>0</b>	<b>0</b>	<b>0</b>	—	—	—	—	—
	<b>Boston</b>	<b>NHL</b>	<b>17</b>	<b>1</b>	<b>3</b>	<b>4</b>	<b>10</b>	—	—	—	—	—
	Iowa	AHL	51	14	17	31	42	—	—	—	—	—
	Providence	AHL	—	—	—	—	—	6	0	5	5	12
2006.07	<b>Boston</b>	<b>NHL</b>	<b>21</b>	<b>0</b>	<b>2</b>	<b>2</b>	<b>19</b>	—	—	—	—	—
	Providence	AHL	11	3	9	12	12	—	—	—	—	—
	Peoria	AHL	39	11	17	28	35	—	—	—	—	—
2007.08	<b>St. Louis</b>	<b>NHL</b>	<b>12</b>	<b>1</b>	<b>1</b>	<b>2</b>	<b>9</b>	—	—	—	—	—
	Peoria	AHL	43	13	11	24	69	—	—	—	—	—
2008.09	<b>St. Louis</b>	<b>NHL</b>	<b>34</b>	<b>3</b>	<b>4</b>	<b>7</b>	<b>20</b>	—	—	—	—	—
	Peoria	AHL	30	12	7	19	21	6	2	2	4	2
2009.10	<b>St. Louis</b>	<b>NHL</b>	<b>4</b>	<b>1</b>	<b>0</b>	<b>1</b>	<b>0</b>	—	—	—	—	—
	Peoria	AHL	49	10	17	27	51	—	—	—	—	—
	Manitoba	AHL	16	2	4	6	18					
<b>NHL TOTALS</b>			<b>91</b>	<b>6</b>	<b>10</b>	<b>16</b>	<b>58</b>	—	—	—	—	—



**YAN STASTNY**

**CENTRE**            **SHOOTS LEFT**  
**5'10"**                **191 LBS**  
**QUEBEC CITY, QC**    **SEP. 30, 1982**

Acquired: From St. Louis in exchange for Pierre-Cedric Labrie, March 3, 2010.

# CANUCKS PROSPECTS SCORING

NAME	TEAM	LEAGUE	GP	G	A	PTS	PIM	+/-
Peter Andersson	Vastra Frolunda	Swedish Elite	21	1	4	5	4	3
Steven Anthony	St. John	OMJHL	61	18	23	41	28	19
Matt Butcher	Northern Mich.	NCAA	27	5	7	12	16	-7
Kevin Connauton	Vancouver	WHL	69	24	48	72	107	4
Kris Fredheim	Colorado College	NCAA	36	4	12	16	46	-5
Mats Froshaug	Linkoping	Swedish Elite	11	2	9	11	—	E
Cody Hodgson	Brampton	OHL	13	8	12	20	9	6
Ilya Kablukov	Moscow Spartak	KHL	54	5	7	12	24	-4
Taylor Matson	Minnesota	NCAA	19	2	3	5	6	5
Jeremy Price	Colgate	NCAA	35	6	8	14	32	3
Prab Rai	Seattle	WHL	67	41	28	69	20	-6
Anton Rodin	Brynäs	Swedish Elite	36	1	4	5	8	0
Yann Sauve	St. John	QMJHL	61	7	29	36	65	42
Jordan Schroeder	Minnesota	NCAA	37	9	19	28	14	-1
	Manitoba	AHL	11	4	5	9	0	-1
Stefan Schneider	Portland	WHL	72	12	11	23	42	7
Kellan Tochkin	Everett	WHL	72	28	40	68	64	25
Aaron Volpatti	Brown	NCAA	37	17	15	32	115	1
	Manitoba	AHL	8	1	1	2	17	1

NAME	TEAM	LEAGUE	GPI	MIN	REC	GAA	SV%	SO
Joe Cannata	Merrimack	NCAA	23	1362	10-13-1	3.04	.902	2
Morgan Clark	Swift Current	WHL	46	2606	24-14-3	2.92	.907	1



# CANUCKS vs CHICAGO

## 2009.10 SEASON SUMMARY 2 WINS 2 LOSSES 0 OT

### AT VANCOUVER

Jan. 23, 2010	Canucks	5	Blackhawks	1	18,810
Nov. 22, 2009	Canucks	0	Blackhawks	1	18,810

### ATTENDANCE

### GOALTENDER

### W GOAL

Luongo/Niemi, Huet	Henrik Sedin
Luongo/Niemi	Bryan Bickell

### AT CHICAGO

Mar. 5, 2010	Canucks	3	Blackhawks	6	22,235
Oct. 21, 2009	Canucks	3	Blackhawks	2	20,077

### ATTENDANCE

### GOALTENDER

### W GOAL

Luongo, Raycroft/Huet	Kris Versteeg
Luongo/Niemi	Mikael Samuelsson



### GOALS BY PERIOD

CANUCKS	4	2	5	0	11
BLACKHAWKS	6	2	2	0	10

### POWER PLAY %

### PENALTY KILLING %

CANUCKS	2-13	15.4%	15-16	93.8%
BLACKHAWKS	1-16	6.2%	11-13	84.6%

### SHOTS BY PERIOD

CANUCKS	41	35	36	0	112
BLACKHAWKS	42	31	32	0	105

## CANUCKS

PLAYER	GP	G	A	P	+/-	PIM	PP	SH
Alex Burrows	4	1	4	5	5	8	0	0
Mikael Samuelsson	4	3	1	4	1	4	0	0
Daniel Sedin	3	1	3	4	3	0	0	0
Henrik Sedin	4	2	1	3	3	0	0	0
Ryan Kesler	4	1	2	3	-1	9	0	0
Steve Bernier	3	2	0	2	E	4	1	0
Alex Edler	4	0	2	2	-2	0	0	0
Pavol Demitra	2	0	2	2	E	0	0	0
Michael Grabner	1	1	0	1	-1	0	1	0
Christian Ehrhoff	4	0	1	1	-1	4	0	0
Andrew Alberts	1	0	1	1	-1	7	0	0
Tanner Glass	4	0	0	0	-2	9	0	0
Ryan Johnson	4	0	0	0	-2	9	0	0
Mason Raymond	4	0	0	0	-3	4	0	0
Kyle Wellwood	4	0	0	0	E	0	0	0
Shane O'Brien	3	0	0	0	2	6	0	0
Aaron Rome	3	0	0	0	-1	2	0	0
Kevin Bieksa	2	0	0	0	-1	0	0	0
Jannik Hansen	2	0	0	0	-1	2	0	0
Darcy Hordichuk	2	0	0	0	-1	0	0	0
Willie Mitchell	2	0	0	0	-1	4	0	0
Rick Rypien	2	0	0	0	E	5	0	0
Sami Salo	2	0	0	0	1	0	0	0
Nolan Baumgartner	1	0	0	0	1	0	0	0
Alexandre Bolduc	1	0	0	0	-1	0	0	0
Brad Lukowich	1	0	0	0	3	0	0	0
Mathieu Schneider	1	0	0	0	E	0	0	0

## BLACKHAWKS

PLAYER	GP	G	A	P	+/-	PIM	PP	SH
Jonathan Toews	4	1	3	4	2	2	0	0
Duncan Keith	4	2	1	3	1	2	1	0
Troy Brouwer	4	2	0	2	3	2	0	0
Jordan Hendry	2	1	1	2	2	0	0	0
Marian Hossa	2	1	1	2	E	2	0	0
Brian Campbell	4	0	2	2	-2	2	0	0
Niklas Hjalmarsson	4	0	2	2	-1	0	0	0
Patrick Kane	4	0	2	2	E	0	0	0
Patrick Sharp	4	0	2	2	E	2	0	0
Andrew Ladd	4	1	0	1	-2	9	0	0
Kris Versteeg	4	1	0	1	1	4	0	0
Bryan Bickell	1	1	0	1	1	0	0	0
Dustin Byfuglien	4	0	1	1	1	10	0	0
John Madden	4	0	1	1	1	0	0	0
Cam Barker	3	0	1	1	-2	2	0	0
Kim Johnsson	1	0	1	1	4	0	0	0
Tomas Kopecky	4	0	0	0	-1	2	0	0
Brent Seabrook	4	0	0	0	-1	5	0	0
Ben Eager	3	0	0	0	-3	14	0	0
Colin Fraser	3	0	0	0	-2	0	0	0
Dave Bolland	2	0	0	0	-1	2	0	0
Brent Sopel	2	0	0	0	-1	0	0	0
Andrew Ebbett	1	0	0	0	E	0	0	0

CANUCKS	GPI	MIN	W-L-OT	GA	SA	SV	GAA	SV%
Roberto Luongo	4	199	2-2-0	9	95	86	2.72	.905
Andrew Raycroft	1	40	0-0-0	1	10	9	1.50	.900

BLACKHAWKS	GPI	MIN	W-L-OT	GA	SA	SV	GAA	SV%
Antti Niemi	3	139	1-2-0	6	73	67	2.59	.918
Cristobal Huet	2	100	1-0-0	5	39	34	3.00	.872

LAST	VANCOUVER	CHICAGO
Last Home Win:	Jan. 23/10 (5-1)	Mar. 5/10 (6-3)
Last Road Win:	Oct. 21/09 (3-2)	Nov. 22/09 (1-0)
Last Shutout:	Mar. 29/09 Roberto Luongo (4-0)	Nov. 22/09 Antti Niemi (1-0)
Last Tie Game:	Nov. 28/01 (3-3 @ CHI)	
Last Shootout:	Feb. 10/08 (3-2 W @ VAN)	

LAST	VANCOUVER	CHICAGO
Last Hat Trick:	Stan Smyl Dec. 14/86	Tyler Arnason Mar. 19/04
Most Goals:	7 – Twice	9 – Three times
Canucks in OT:	6-4-9	
Canucks in SO:	3-0	

# CANUCKS vs COLORADO

## 2009.10 SEASON SUMMARY

4 WINS

1 LOSS

1 OT

### AT VANCOUVER

DATE	OPPONENT	SCORE	ATTENDANCE
Apr. 6, 2010	Canucks	3	Avalanche 4 (SO)
Nov. 20, 2009	Canucks	5	Avalanche 2
Nov. 1, 2009	Canucks	3	Avalanche 0

### ATTENDANCE

### GOALTENDER

### W GOAL

Luongo/Anderson	Matt Duchene
Luongo/Anderson	Henrik Sedin
Raycroft/Anderson	Mason Raymond



### AT COLORADO

DATE	OPPONENT	SCORE	ATTENDANCE
Mar. 9, 2010	Canucks	6	Avalanche 4
Nov. 14, 2009	Canucks	8	Avalanche 2
Oct. 3, 2009	Canucks	0	Avalanche 3

### ATTENDANCE

### GOALTENDER

### W GOAL

Luongo/Anderson	Jannik Hansen
Luongo/Anderson, Budaj	Jannik Hansen
Luongo/Anderson	Wojtek Wolski

GOALS BY PERIOD	1ST	2ND	3RD	OT	TOTAL
CANUCKS	5	7	13	0	25
AVALANCHE	8	3	3	0	14

	POWER PLAY	%	PENALTY KILLING	%
CANUCKS	5-20	25.0%	14-20	70.0%
AVALANCHE	6-20	30.0%	15-20	75.0%

SHOTS BY PERIOD	1ST	2ND	3RD	OT	TOTAL
CANUCKS	56	66	50	4	176
AVALANCHE	54	52	52	3	161

## CANUCKS

PLAYER	GP	G	A	P	+/-	PIM	PP	SH
Henrik Sedin	6	4	4	8	3	4	1	0
Mikael Samuelsson	6	4	3	7	7	8	0	0
Mason Raymond	6	2	5	7	6	4	0	0
Ryan Kesler	6	1	5	6	5	4	0	0
Daniel Sedin	3	3	2	5	E	4	1	0
Christian Ehrhoff	5	2	3	5	8	0	1	0
Alexander Edler	6	0	5	5	4	4	0	0
Tanner Glass	4	2	2	4	4	5	0	0
Jannik Hansen	4	2	2	4	5	2	0	0
Alexandre Burrows	6	1	3	4	-4	2	1	0
Steve Bernier	5	3	0	3	3	0	1	0
Mathieu Schneider	2	1	2	3	4	4	0	0
Sami Salo	6	0	3	3	4	0	0	0
Ryan Johnson	4	0	3	3	3	0	0	0
Kevin Bieksa	5	0	2	2	1	11	0	0
Rick Rypien	6	0	1	1	3	24	0	0
Kyle Wellwood	6	0	1	1	1	0	0	0
Aaron Rome	3	0	1	1	-1	0	0	0
Matt Pettinger	2	0	1	1	1	0	0	0
Willie Mitchell	4	0	0	0	1	9	0	0
Shane O'Brien	4	0	0	0	2	4	0	0
Andrew Alberts	2	0	0	0	1	0	0	0
Pavol Demitra	2	0	0	0	-1	0	0	0
Darcy Hordichuk	2	0	0	0	E	0	0	0
Mario Bliznak	1	0	0	0	E	0	0	0
Michael Grabner	1	0	0	0	E	0	0	0
Sergei Shirokov	1	0	0	0	E	0	0	0

CANUCKS	GPI	MIN	W-L-OT	GA	SA	SV	GAA	SV%
Roberto Luongo	5	305	3-1-1	14	143	129	2.76	.902
Andrew Raycroft	1	60	1-0-0	0	18	18	0.00	1.000

LAST	VANCOUVER	COLORADO
Last Home Win:	Nov. 20/09 (5-2)	Oct. 3/09
Last Road Win:	Mar. 9/10 (6-4)	Apr. 6/10
Last Shutout:	Nov. 1/09	Oct. 3/09
	Andrew Raycroft (3-0)	Craig Anderson (3-0)
Last Tie Game:	Mar. 3/04 (5-5 @ COL)	
Last Shootout:	Apr. 6/10 (3-4 L @ VAN)	

## AVALANCHE

PLAYER	GP	G	A	P	+/-	PIM	PP	SH
Paul Stastny	6	2	3	5	-5	2	1	0
Matt Duchene	6	3	0	3	-3	2	2	0
Chris Stewart	6	1	2	3	-3	4	0	0
Wojtek Wolski	4	1	2	3	-4	0	0	0
Kyle Cumiskey	6	0	3	3	E	2	0	0
Darcy Tucker	4	2	0	2	-1	9	1	0
T.J. Galiardi	4	1	1	2	-1	4	0	0
David Jones	3	1	1	2	-3	0	1	0
Peter Mueller	1	1	1	2	1	0	0	0
Milan Hejduk	6	0	2	2	E	6	0	0
Kyle Quincey	6	0	2	2	-5	10	0	0
John-Michael Liles	5	0	2	2	-3	2	0	0
Marek Svatos	5	1	0	1	-5	0	1	0
Matt Hendricks	4	1	0	1	-2	0	0	0
Ryan O'Reilly	6	0	1	1	-4	0	0	0
Adam Foote	5	0	1	1	-1	8	0	0
Brett Clark	4	0	1	1	-4	0	0	0
Scott Hannan	6	0	0	0	-3	2	0	0
Cody McLeod	5	0	0	0	-6	19	0	0
David Koci	4	0	0	0	-1	2	0	0
Ryan Wilson	3	0	0	0	-3	0	0	0
Chris Durno	2	0	0	0	E	7	0	0
Stephane Yelle	2	0	0	0	1	0	0	0
Philippe Dupuis	1	0	0	0	E	0	0	0
Kevin Porter	1	0	0	0	-1	0	0	0
Tom Preissing	1	0	0	0	-4	0	0	0
Brian Willisie	1	0	0	0	-1	0	0	0
Brandon Yip	1	0	0	0	E	2	0	0

AVALANCHE	GPI	MIN	W-L-OT	GA	SA	SV	GAA	SV%
Craig Anderson	6	343	2-4-0	20	167	147	3.50	.880
Peter Budaj	1	20	0-0-0	4	8	4	12.00	.500

LAST	VANCOUVER	COLORADO
Last Hat Trick:	Mikael Samuelsson	Milan Hejduk
	Mar. 9/10	Apr. 5/07
Most Goals:	8 - 2 times	9 - 3 times
Canucks in OT:	4-4-16	
Canucks in SO:	1-5	

# CANUCKS vs DETROIT

## 2009.10 SEASON SUMMARY 1 WIN 2 LOSSES 1 OT

### AT VANCOUVER

Mar. 20, 2010	Canucks	3	Red Wings	4 (OT)	18,810
Oct. 27, 2009	Canucks	4	Red Wings	5	18,810

### ATTENDANCE

### GOALTENDER

### W GOAL

Luongo/Howard	Henrik Zetterberg
Luongo/Howard, Osgood	Jason Williams



### AT DETROIT

Mar. 3, 2010	Canucks	6	Red Wings	3	19,536
Nov. 12, 2009	Canucks	1	Red Wings	3	20,066

### ATTENDANCE

### GOALTENDER

### W GOAL

Luongo/Howard, Osgood	Sami Salo
Luongo/Howard	Henrik Zetterberg

### GOALS BY PERIOD

	1ST	2ND	3RD	OT	TOTAL
CANUCKS	6	4	4	0	14
RED WINGS	3	4	7	1	15

### POWER PLAY % PENALTY KILLING %

	POWER PLAY	%	PENALTY KILLING	%
CANUCKS	5-15	33.3%	5-9	55.6%
RED WINGS	4-9	44.4%	10-15	66.7%

### SHOTS BY PERIOD

	1ST	2ND	3RD	OT	TOTAL
CANUCKS	45	43	34	1	123
RED WINGS	47	50	55	4	156

## CANUCKS

PLAYER	GP	G	A	P	+/-	PIM	PP	SH
Henrik Sedin	4	2	5	7	E	0	1	0
Ryan Kesler	4	2	3	5	-2	2	1	0
Kevin Bieksa	3	0	5	5	-1	2	0	0
Daniel Sedin	2	1	3	4	4	0	0	0
Kyle Wellwood	3	2	1	3	-1	0	0	0
Christian Ehrhoff	4	1	2	3	4	4	0	0
Mason Raymond	4	1	2	3	E	2	1	0
Shane O'Brien	3	1	1	2	E	2	0	0
Mikael Samuelsson	3	1	1	2	E	0	0	0
Aaron Rome	2	0	2	2	3	0	0	0
Alex Burrows	4	1	0	1	E	4	0	0
Sami Salo	3	1	0	1	-2	0	1	0
Mathieu Schneider	2	1	0	1	-1	0	1	0
Alex Edler	4	0	1	1	-4	0	0	0
Pavol Demitra	2	0	1	1	-1	0	0	0
Ryan Johnson	4	0	0	0	E	0	0	0
Tanner Glass	3	0	0	0	E	7	0	0
Jannik Hansen	3	0	0	0	-1	0	0	0
Rick Rypien	3	0	0	0	E	7	0	0
Steve Bernier	2	0	0	0	-3	0	0	0
Michael Grabner	2	0	0	0	E	0	0	0
Darcy Hordichuk	2	0	0	0	-1	0	0	0
Willie Mitchell	2	0	0	0	-3	2	0	0
Nolan Baumgartner	1	0	0	0	E	0	0	0
Alex Bolduc	1	0	0	0	-1	0	0	0
Matt Pettinger	1	0	0	0	E	0	0	0
Sergei Shirokov	1	0	0	0	E	0	0	0

CANUCKS	GPI	MIN	W-L-OT	GA	SA	SV	GAA	SV%
Roberto Luongo	4	243	1-2-1	14	155	141	3.45	.910

LAST	VANCOUVER	DETROIT
Last Home Win:	Nov. 24/08 (3-2 OT)	Nov. 12/09 (3-1)
Last Road Win:	Mar. 3/10 (6-3)	Mar. 20/10 (4-3 OT)
Last Shutout:	Dec. 15/01 Dan Cloutier (3-0)	Jan. 14/98 Chris Osgood (4-0)
Last Tie Game:	Mar. 13/01 (2-2 @ DET)	
Last Shootout:	Jan. 17/08 (3-2 L @ DET)	

## RED WINGS

PLAYER	GP	G	A	P	+/-	PIM	PP	SH
Henrik Zetterberg	4	3	4	7	6	0	0	0
Pavel Datsyuk	4	3	3	6	1	2	1	0
Niklas Kronwall	4	2	2	4	4	6	0	0
Valtteri Filppula	3	1	3	4	1	2	0	1
Tomas Holmstrom	4	2	1	3	1	2	1	0
Jason Williams	3	2	1	3	2	0	1	0
Todd Bertuzzi	4	1	2	3	-2	0	0	0
Brad Stuart	4	0	3	3	1	4	0	0
Brian Rafalski	4	0	2	2	-3	0	0	0
Johan Franzen	2	1	0	1	-2	0	1	0
Jonathan Ericsson	4	0	1	1	2	2	0	0
Andreas Lilja	2	0	1	1	E	2	0	0
Kris Draper	4	0	0	0	-1	0	0	0
Nicklas Lidstrom	4	0	0	0	-1	2	0	0
Dan Cleary	3	0	0	0	-1	2	0	0
Darren Helm	3	0	0	0	-1	0	0	0
Drew Miller	3	0	0	0	-1	2	0	0
Justin Abdelkader	2	0	0	0	E	2	0	0
Patrick Eaves	2	0	0	0	E	2	0	0
Brett Lebda	2	0	0	0	1	4	0	0
Ville Leino	2	0	0	0	2	0	0	0
Brad May	2	0	0	0	E	10	0	0
Kirk Maltby	1	0	0	0	E	0	0	0
Derek Meech	1	0	0	0	-1	0	0	0

RED WINGS	GPI	MIN	W-L-OT	GA	SA	SV	GAA	SV%
Jimmy Howard	4	209	3-1-0	10	107	97	2.87	.907
Chris Osgood	2	36	0-0-0	4	16	12	6.75	.750

LAST	VANCOUVER	DETROIT
Last Hat Trick:	Todd Bertuzzi Nov. 13/05	Dino Cicarelli Apr. 5/94
Most Goals:	9 – Twice	11 – Feb. 27/85 VAN 5 @ DET 11
Canucks in OT:	4-3-10	
Canucks in SO:	0-1	

# CANUCKS vs LOS ANGELES

## 2009.10 SEASON SUMMARY

3 WINS 1 LOSS

0 OT

### AT VANCOUVER

Dec. 14, 2009	Canucks	3	Kings	1	18,810
Nov. 26, 2009	Canucks	4	Kings	1	18,810

### ATTENDANCE

### GOALTENDER

### W GOAL

Luongo/Quick	Sami Salo
Luongo/Quick	Henrik Sedin

### AT LOS ANGELES


Apr. 1, 2010	Canucks	3	Kings	8	18,118
Oct. 29, 2009	Canucks	2	Kings	1(SO)	16,838

### ATTENDANCE

### GOALTENDER

### W GOAL

Luongo/Bernier	Jarret Stoll
Raycroft/Quick	Mikael Samuelsson



### GOALS BY PERIOD

PERIOD	1ST	2ND	3RD	OT	TOTAL
CANUCKS	4	2	5	0	11
KINGS	5	3	3	0	11

### POWER PLAY %

TEAM	POWER PLAY	%	PENALTY KILLING	%
CANUCKS	2-15	13.3%	15-17	88.2%
KINGS	2-17	11.8%	13-15	86.7%

### SHOTS BY PERIOD

PERIOD	1ST	2ND	3RD	OT	TOTAL
CANUCKS	31	38	35	3	107
KINGS	40	35	40	2	117

## CANUCKS

PLAYER	GP	G	A	P	+/-	PIM	PP	SH
Henrik Sedin	4	1	4	5	1	6	0	0
Kyle Wellwood	3	3	1	4	1	2	1	0
Ryan Kesler	4	2	2	4	E	4	0	0
Alex Burrows	4	1	2	3	3	2	0	0
Alex Edler	3	0	3	3	2	2	0	0
Mason Raymond	4	1	1	2	E	0	0	0
Mikael Samuelsson	3	1	1	2	1	4	0	0
Daniel Sedin	2	0	2	2	2	0	0	0
Pavol Demitra	1	0	2	2	E	0	0	0
Tanner Glass	4	1	0	1	-1	7	0	0
Sami Salo	4	1	0	1	-1	2	1	0
Steve Bernier	3	0	1	1	E	0	0	0
Michael Grabner	2	0	1	1	1	0	0	0
Shane O'Brien	1	0	1	1	2	0	0	0
Kevin Bieksa	4	0	0	0	-2	2	0	0
Christian Ehrhoff	4	0	0	0	3	4	0	0
Jannik Hansen	3	0	0	0	-4	0	0	0
Ryan Johnson	3	0	0	0	E	0	0	0
Willie Mitchell	3	0	0	0	1	0	0	0
Rick Rypien	3	0	0	0	-3	0	0	0
Mathieu Schneider	3	0	0	0	-2	2	0	0
Darcy Hordichuk	2	0	0	0	-1	14	0	0
Aaron Rome	2	0	0	0	-2	0	0	0
Andrew Alberts	1	0	0	0	-1	2	0	0
Alex Bolduc	1	0	0	0	E	0	0	0
Sergei Shirokov	1	0	0	0	E	2	0	0

## KINGS

PLAYER	GP	G	A	P	+/-	PIM	PP	SH
Dustin Brown	4	3	1	4	-4	0	1	0
Alexander Frolov	4	2	1	3	-3	2	0	0
Anze Kopitar	4	1	2	3	E	0	0	0
Jarret Stoll	3	1	2	3	E	4	1	0
Randy Jones	3	0	3	3	4	8	0	0
Scott Parse	4	1	1	2	1	2	0	0
Drew Doughty	4	0	2	2	-4	6	0	0
Jack Johnson	4	0	2	2	2	2	0	0
Ryan Smyth	2	0	2	2	2	0	0	0
Michal Handzus	4	1	0	1	-2	2	0	0
Wayne Simmonds	3	1	0	1	2	0	0	0
Justin Williams	3	1	0	1	1	0	0	0
Teddy Purcell	3	0	1	1	1	0	0	0
Jeff Halpern	1	0	1	1	1	0	0	0
Matt Greene	4	0	0	0	E	7	0	0
Sean O'Donnell	4	0	0	0	1	4	0	0
Brad Richardson	4	0	0	0	1	0	0	0
Raitis Ivanans	3	0	0	0	E	2	0	0
Rob Scuderi	3	0	0	0	-2	0	0	0
Davis Drewiske	2	0	0	0	-1	2	0	0
Peter Harrold	2	0	0	0	E	0	0	0
Fredrik Modin	1	0	0	0	E	0	0	0
Oscar Moller	1	0	0	0	E	0	0	0
Brayden Schenn	1	0	0	0	-1	0	0	0
Brandon Segal	1	0	0	0	E	0	0	0

CANUCKS	GPI	MIN	W-L-OT	GA	SA	SV	GAA	SV%
Roberto Luongo	3	180	2-1-0	10	86	76	3.34	.884
Andrew Raycroft	1	64	1-0-0	1	31	30	0.93	.968

KINGS	GPI	MIN	W-L-OT	GA	SA	SV	GAA	SV%
Jonathan Bernier	1	60	1-0-0	3	30	27	3.00	.900
Jonathan Quick	3	184	0-2-1	7	76	69	2.29	.908

LAST	VANCOUVER	LOS ANGELES
Last Home Win:	Dec. 14/09 (3-1)	Apr. 1/10 (8-3)
Last Road Win:	Oct. 29/09 (2-1 SO)	Jan. 19/08 (4-3)
Last Shutout:	Apr. 9/09 Roberto Luongo (1-0)	Apr. 3/06 Mathieu Garon (1-0)
Last Tie Game:	Mar. 3/04 (5-5 @ COL)	
Last Shootout:	Oct. 29/09 (2-1 W @ LA)	

LAST	VANCOUVER	LOS ANGELES
Last Hat Trick:	Alex Burrows Mar. 27/06	Dustin Brown Apr. 1/10
Most Goals:	11 - Nov. 25/86 VAN 11 vs LA 5	12 - Nov. 11/97 VAN 1 @ LA 12
Canucks in OT:	5-4-22	
Canucks in SO:	1-1	



# CANUCKS vs NASHVILLE

## 2009.10 SEASON SUMMARY 2 WINS 2 LOSSES 0 OT

### AT VANCOUVER

Jan. 11/10	Canucks	2	Nashville	3	18,810	Luongo/Ellis	Shea Weber
Dec. 22/09	Canucks	4	Nashville	1	18,810	Luongo/Ellis	Daniel Sedin

### AT NASHVILLE

					ATTENDANCE	GOALTENDER	W GOAL
Mar. 7/10	Canucks	4	Predators	2	16,096	Luongo/Rinne	Jannik Hansen
Dec. 8/09	Canucks	2	Predators	4	12,565	Luongo/Rinne	Patric Hornqvist



### GOALS BY PERIOD

	1ST	2ND	3RD	OT	TOTAL
CANUCKS	2	4	6	0	12
PREDATORS	4	2	4	0	10

### POWER PLAY %

		%	PENALTY KILLING	%
CANUCKS	3-12	25.0%	12-17	70.6%
PREDATORS	5-17	29.4%	9-12	75.0%

### SHOTS BY PERIOD

	1ST	2ND	3RD	OT	TOTAL
CANUCKS	44	44	44	0	132
PREDATORS	32	34	41	0	107

## CANUCKS

PLAYER	GP	G	A	P	+/-	PIM	PP	SH
Henrik Sedin	4	2	7	9	5	8	0	0
Daniel Sedin	4	2	5	7	4	0	1	0
Alex Burrows	4	2	1	3	2	23	1	0
Alex Edler	4	1	1	2	1	0	0	0
Ryan Kesler	4	1	1	2	-3	5	1	0
Kyle Wellwood	4	0	2	2	1	0	0	0
Jannik Hansen	4	1	0	1	-1	6	0	0
Sami Salo	4	1	0	1	3	0	0	0
Mikael Samuelsson	4	1	0	1	1	2	0	0
Steve Bernier	2	1	0	1	1	0	0	0
Christian Ehrhoff	4	0	1	1	E	2	0	0
Tanner Glass	4	0	1	1	1	0	0	0
Mason Raymond	4	0	1	1	E	2	0	0
Kevin Bieksa	2	0	1	1	E	0	0	0
Pavol Demitra	1	0	1	1	E	0	0	0
Shane O'Brien	4	0	0	0	E	2	0	0
Rick Rypien	4	0	0	0	E	2	0	0
Ryan Johnson	3	0	0	0	E	0	0	0
Willie Mitchell	3	0	0	0	2	4	0	0
Andrew Alberts	1	0	0	0	E	0	0	0
Alex Bolduc	1	0	0	0	E	2	0	0
Darcy Hordichuk	1	0	0	0	E	0	0	0
Brad Lukowich	1	0	0	0	E	0	0	0
Aaron Rome	1	0	0	0	2	0	0	0

## PREDATORS

PLAYER	GP	G	A	P	+/-	PIM	PP	SH
Martin Erat	4	3	2	5	-2	0	1	0
Jason Arnott	3	1	2	3	-4	0	1	0
David Legwand	4	0	3	3	-1	2	0	0
Patric Hornqvist	4	2	0	2	E	2	1	0
Steve Sullivan	4	0	2	2	-5	0	0	0
Ryan Suter	4	0	2	2	2	2	0	0
Joel Ward	4	1	0	1	E	0	0	1
Ryan Jones	3	1	0	1	E	4	1	0
Shea Weber	3	1	0	1	4	5	1	0
Jordin Tootoo	2	1	0	1	2	0	0	0
Francis Bouillon	4	0	1	1	-2	2	0	0
J.P. Dumont	4	0	1	1	-3	0	0	0
Marcel Goc	4	0	1	1	-1	0	0	0
Dan Hamhuis	4	0	1	1	-4	7	0	0
Cody Franson	3	0	1	1	-4	0	0	0
Colin Wilson	1	0	1	1	E	0	0	0
Kevin Klein	4	0	0	0	-2	0	0	0
Jerred Smithson	3	0	0	0	-1	15	0	0
Cal O'Reilly	2	0	0	0	-1	0	0	0
Nick Spaling	2	0	0	0	1	0	0	0
Wade Belak	1	0	0	0	E	0	0	0
Dustin Boyd	1	0	0	0	1	0	0	0
Denis Grebeshkov	1	0	0	0	-2	2	0	0
Dave Scatchard	1	0	0	0	E	4	0	0
Alexander Sulzer	1	0	0	0	E	0	0	0
Andreas Thuresson	1	0	0	0	E	0	0	0

### CANUCKS

GPI	MIN	W-L-OT	GA	SA	SV	GAA	SV%
Roberto Luongo	4	239	2-2-0	9	106	97	2.26 .915

### PREDATORS

GPI	MIN	W-L-OT	GA	SA	SV	GAA	SV%
Pekka Rinne	2	118	1-1-0	5	63	58	2.53 .921
Dan Ellis	2	120	1-1-0	6	68	62	3.00 .912

### LAST VANCOUVER NASHVILLE

Last Home Win:	Dec. 22/09 (4-1)	Dec. 8/09 (4-2)
Last Road Win:	Mar. 7/10 (4-2)	Jan. 11/10 (3-2)
Last Shutout:	Nov. 4/08 Roberto Luongo (4-0)	Nov. 1/07 Dan Ellis (3-0)
Last Tie Game:	Oct. 24/00 (4-4 @NSH)	
Last Shootout:	Feb. 21/08 (3-2 W @ NSH)	

### LAST VANCOUVER NASHVILLE

Last Hat Trick:	Markus Naslund Jan. 28/02	Martin Erat Dec. 8/09
Most Goals:	7- Mar. 20/03	6- Three Times VAN 7 vs NSH 3
Canucks in OT:	3-1-2	
Canucks in SO:	1-0	

# CANUCKS vs PHOENIX

## 2009.10 SEASON SUMMARY 2 WINS 0 LOSSES 2 OT

### AT VANCOUVER

ATTENDANCE					
Mar. 30, 2010	Canucks	4	Coyotes	1	18,810
Jan. 7, 2010	Canucks	4	Coyotes	0	18,810

### GOALTENDER

W GOAL	
Luongo/Bryzgalov	Mason Raymond
Luongo/Bryzgalov	Alex Burrows

### AT PHOENIX

ATTENDANCE					
Mar. 10, 2010	Canucks	3	Coyotes	4 (SO)	15,883
Dec. 29, 2009	Canucks	2	Coyotes	3 (SO)	13,976

### GOALTENDER

W GOAL	
Raycroft/Bryzgalov	Adrian Aucoin
Luongo/LaBarbera	Lauri Korpikoski



### GOALS BY PERIOD

	1ST	2ND	3RD	OT	TOTAL
CANUCKS	5	4	4	0	13
COYOTES	2	3	1	0	6

### POWER PLAY % PENALTY KILLING %

	POWER PLAY	%	PENALTY KILLING	%
CANUCKS	0-12	0.0%	15-17	88.2%
COYOTES	2-17	11.8%	12-12	100.0%

### SHOTS BY PERIOD

	1ST	2ND	3RD	OT	TOTAL
CANUCKS	44	34	34	10	122
COYOTES	39	51	30	3	123

## CANUCKS

PLAYER	GP	G	A	P	+/-	PIM	PP	SH
Henrik Sedin	4	2	7	9	6	4	0	1
Alex Burrows	4	4	1	5	6	6	0	0
Mikael Samuelsson	3	3	1	4	2	2	0	0
Daniel Sedin	4	1	3	4	5	6	0	0
Ryan Kesler	4	0	3	3	3	15	0	0
Christian Ehrhoff	4	1	0	1	4	0	0	0
Mason Raymond	4	1	0	1	2	2	0	0
Kyle Wellwood	4	1	0	1	E	2	0	0
Alex Edler	4	0	1	1	2	0	0	0
Sami Salo	4	0	1	1	4	2	0	0
Shane O'Brien	3	0	1	1	3	2	0	0
Kevin Bieksa	2	0	1	1	1	2	0	0
Pavol Demitra	1	0	1	1	1	0	0	0
Michael Grabner	1	0	1	1	1	0	0	0
Tanner Glass	4	0	0	0	E	5	0	0
Rick Rypien	4	0	0	0	E	0	0	0
Darcy Hordichuk	3	0	0	0	1	7	0	0
Aaron Rome	3	0	0	0	2	0	0	0
Andrew Alberts	2	0	0	0	1	0	0	0
Steve Bernier	2	0	0	0	E	2	0	0
Alex Bolduc	2	0	0	0	E	2	0	0
Jannik Hansen	2	0	0	0	-1	0	0	0
Ryan Johnson	2	0	0	0	E	0	0	0
Willie Mitchell	2	0	0	0	1	0	0	0

## COYOTES

PLAYER	GP	G	A	P	+/-	PIM	PP	SH
Lee Stempniak	2	2	0	2	E	2	0	0
Ed Jovanovski	4	1	1	2	-4	4	1	0
Taylor Pyatt	4	1	1	2	E	0	0	0
Radim Vrbata	4	1	1	2	-3	0	1	0
Zbynek Michalek	4	0	2	2	-2	0	0	0
Vernon Fiddler	3	0	2	2	2	7	0	0
Petr Prucha	4	1	0	1	-4	2	0	0
Shane Doan	4	0	1	1	-2	0	0	0
Martin Hanzal	4	0	1	1	-4	2	0	0
Keith Yandle	4	0	1	1	-4	0	0	0
Scottie Upshall	1	0	1	1	E	2	0	0
Adrian Aucoin	4	0	0	0	-3	2	0	0
Lauri Korpikoski	4	0	0	0	-4	2	0	0
Matthew Lombardi	4	0	0	0	-4	2	0	0
Daniel Winnik	3	0	0	0	-2	0	0	0
Paul Bissonnette	2	0	0	0	E	5	0	0
Anders Eriksson	2	0	0	0	E	0	0	0
Robert Lang	2	0	0	0	-3	2	0	0
Sami Lepisto	2	0	0	0	-1	2	0	0
Derek Morris	2	0	0	0	-3	2	0	0
Petteri Nokelainen	2	0	0	0	E	0	0	0
James Vandermeer	2	0	0	0	-1	2	0	0
Wojtek Wolski	2	0	0	0	-3	4	0	0
Jeff Hoggan	1	0	0	0	E	0	0	0
Peter Mueller	1	0	0	0	E	0	0	0
Kevin Porter	1	0	0	0	E	0	0	0

CANUCKS	GPI	MIN	W-L-OT	GA	SA	SV	GAA	SV%
Roberto Luongo	3	185	2-0-1	3	89	86	0.97	.966
Andrew Raycroft	1	65	0-0-1	3	34	31	2.77	.912

COYOTES	GPI	MIN	W-L-OT	GA	SA	SV	GAA	SV%
Jason LaBarbera	1	65	1-0-0	2	30	28	1.85	.933
Ilya Bryzgalov	3	185	1-2-0	11	92	81	3.57	.880

LAST	VANCOUVER	PHOENIX
Last Home Win:	Mar. 30/10 (4-1)	Mar. 10/10 (4-3 SO)
Last Road Win:	Feb. 12/09 (4-3)	Jan. 15/09 (4-1)
Last Shutout:	Jan. 7/10	Mar. 13/08
	Roberto Luongo (4-0)	Ilya Bryzgalov (2-0)
Last Tie Game:	Oct. 26/03 (3-3 @ VAN)	
Last Shootout:	Mar. 10/10 (3-4 L @ PHX)	

LAST	VANCOUVER	PHOENIX
Last Hat Trick:	Alex Burrows	Ray Neufeld
	Jan. 7/10	Nov. 1/87
Most Goals:	10 – Mar. 27/81	8 – Twice
Canucks in OT:	4-4-18	
Canucks in SO:	1-2	

# CANUCKS vs SAN JOSE

## 2009.10 SEASON SUMMARY 1 WIN 3 LOSSES 0 OT

### AT VANCOUVER

					ATTENDANCE	GOALTENDER	W GOAL
Mar. 18, 2010	Canucks	3	Sharks	2	18,810	Luongo/Nabokov	Ryan Johnson
Nov. 29, 2009	Canucks	2	Sharks	4	18,810	Luongo/Nabokov	Manny Malhotra

### AT SAN JOSE

					ATTENDANCE	GOALTENDER	W GOAL
Apr. 8, 2010	Canucks	2	Sharks	4	17,562	Raycroft/Nabokov	Joe Thornton
Mar. 27, 2010	Canucks	2	Sharks	4	17,562	Luongo/Nabokov	Joe Pavelski



GOALS BY PERIOD	1ST	2ND	3RD	OT	TOTAL
CANUCKS	4	1	4	0	9
SHARKS	2	8	4	0	14

	POWER PLAY	%	PENALTY KILLING	%
CANUCKS	3-16	18.8%	14-16	87.5%
SHARKS	2-16	12.5%	13-16	81.2%

SHOTS BY PERIOD	1ST	2ND	3RD	OT	TOTAL
CANUCKS	42	37	43	0	122
SHARKS	35	57	33	0	125

## CANUCKS

PLAYER	GP	G	A	P	+/-	PIM	PP	SH
Alex Edler	4	1	2	3	-4	6	1	0
Henrik Sedin	4	0	3	3	-5	2	0	0
Alexandre Burrows	4	1	1	2	-2	10	0	0
Ryan Kesler	4	1	1	2	-3	19	1	0
Daniel Sedin	4	1	1	2	-5	2	1	0
Kyle Wellwood	4	1	1	2	2	0	0	0
Pavol Demitra	2	1	1	2	-1	0	0	0
Jannik Hansen	4	1	0	1	-2	0	0	0
Ryan Johnson	3	1	0	1	E	0	0	0
Andrew Alberts	1	1	0	1	-1	0	0	0
Mason Raymond	4	0	1	1	-1	2	0	0
Christian Ehrhoff	3	0	1	1	-1	0	0	0
Shane O'Brien	3	0	1	1	-1	0	0	0
Steve Bernier	2	0	1	1	1	0	0	0
Rick Rypien	2	0	1	1	1	0	0	0
Kevin Bieksa	4	0	0	0	-1	2	0	0
Michael Grabner	3	0	0	0	1	0	0	0
Darcy Hordichuk	3	0	0	0	E	2	0	0
Aaron Rome	3	0	0	0	-3	5	0	0
Sami Salo	3	0	0	0	-3	0	0	0
Tanner Glass	2	0	0	0	1	0	0	0
Mikael Samuelsson	2	0	0	0	-4	6	0	0
Nolan Baumgartner	1	0	0	0	1	0	0	0
Willie Mitchell	1	0	0	0	E	0	0	0
Matt Pettinger	1	0	0	0	E	4	0	0
Mathieu Schneider	1	0	0	0	E	0	0	0

## SHARKS

PLAYER	GP	G	A	P	+/-	PIM	PP	SH
Joe Pavelski	4	3	3	6	5	2	0	0
Patrick Marleau	4	1	4	5	2	0	0	0
Ryane Clowe	4	2	2	4	3	17	0	0
Kent Huskins	4	0	3	3	E	0	0	0
Manny Malhotra	4	2	0	2	6	0	0	0
Dan Boyle	4	1	1	2	-1	6	1	0
Dany Heatley	4	1	1	2	E	2	1	0
Joe Thornton	4	1	1	2	-1	4	0	0
Rob Blake	4	0	2	2	7	6	0	0
Torrey Mitchell	4	0	2	2	1	0	0	0
Devin Setoguchi	4	0	2	2	1	0	0	0
Logan Couture	3	1	0	1	2	0	0	0
Jamie McGinn	3	1	0	1	-1	16	0	0
Frazer McLaren	1	1	0	1	1	0	0	0
Douglas Murray	4	0	1	1	-1	0	0	0
Marc-Edouard Vlasic	3	0	1	1	7	2	0	0
Jed Ortmeyer	2	0	1	1	E	0	0	0
Scott Nichol	4	0	0	0	-1	2	0	0
Niclas Wallin	3	0	0	0	2	19	0	0
Brad Staubitz	2	0	0	0	E	0	0	0
Jason Demers	1	0	0	0	-1	2	0	0
Derek Joslin	1	0	0	0	E	0	0	0
Jay Leach	1	0	0	0	-1	0	0	0

CANUCKS	GP	MIN	W-L-OT	GA	SA	SV	GAA	SV%
Roberto Luongo	3	179	1-2-0	9	93	84	3.02	.903
Andrew Raycroft	1	59	0-1-0	4	31	27	4.04	.871

SHARKS	GP	MIN	W-L-OT	GA	SA	SV	GAA	SV%
Evgeni Nabokov	4	238	3-1-0	9	122	113	2.27	.926

LAST	VANCOUVER	SAN JOSE
Last Home Win:	Mar. 18/10 (3-2)	Apr. 8/10 (4-2)
Last Road Win:	Apr. 7/07 (4-3 OT)	Nov. 29/09 (4-2)
Last Shutout:	Feb. 8/01 Bob Essensa (0-0)	Dec. 23/08 Evgeni Nabokov (5-0)
Last Tie Game:	Feb. 8/01 (0-0 @ VAN)	
Last Shootout:	None	

LAST	VANCOUVER	SAN JOSE
Last Hat Trick:	Markus Naslund Oct. 21/02	Vincent Damphousse Apr. 3/99
Most Goals:	8 – Twice	7 – Four times
Canucks in OT:	4-2-9	

# ALL-TIME PLAYOFF OPPONENTS

## ALL-TIME PLAYOFF OPPONENTS

Team	Series	W	L	GP	W	L	GF	GA	PCT	Last Mtg.	RD	Result
Anaheim	1	0	1	5	1	1	8	14	.200	2007	CSF	1-4 L
Buffalo	2	0	2	7	1	2	14	28	.143	1981	PR	0-3 L
Calgary	6	2	4	32	15	4	96	101	.468	2004	CQF	3-4 L
Chicago	3	1	2	15	6	2	24	24	.444	1995	CSF	0-4 L
Colorado	2	0	2	10	2	2	26	40	.200	2001	CQF	0-4 L
Dallas	2	2	0	12	8	0	31	23	.667	2007	CQF	4-3 W
Detroit	1	0	1	6	2	1	16	22	.333	2002	CQF	2-4 L
Edmonton	2	0	2	9	2	2	20	35	.222	1992	DF	2-4 L
Los Angeles	3	1	2	17	8	2	60	66	.470	1993	DF	2-4 L
Minnesota	1	0	1	7	3	1	17	21	.429	2003	CSF	3-4 L
Montreal	1	0	1	5	1	1	9	20	.200	1975	QF	1-4 L
NY Islanders	2	0	2	6	0	2	14	26	.000	1982	F	0-4 L
NY Rangers	1	0	1	7	3	1	19	21	.428	1994	F	3-4 L
Philadelphia	1	0	1	3	1	1	9	15	.333	1979	PR	1-2 L
St. Louis	3	3	0	18	12	0	44	48	.571	2003	CQF	4-3 W
Toronto	1	1	0	5	4	0	16	9	.800	1994	CF	4-1 W
Winnipeg	2	2	0	13	8	0	50	34	.615	1993	DSF	4-2 W

**TOTALS 34 12 22 177 77 100 503 575 .435**

## HOME

## ROAD

Team	GP	W	L	GF	GA	GP	W	L	GF	GA
Anaheim	2	0	2	4	6	3	1	2	4	8
Buffalo	3	1	2	9	12	4	0	4	5	16
Calgary	16	8	8	50	46	16	7	9	46	55
Chicago	7	3	4	24	27	8	3	5	19	21
Colorado	5	1	4	10	19	5	1	4	16	21
Dallas	7	4	3	18	15	5	4	1	13	8
Detroit	3	0	3	7	13	3	2	1	9	9
Edmonton	4	2	2	12	12	5	0	5	8	23
Los Angeles	9	4	5	26	30	8	4	4	35	36
Minnesota	4	1	3	10	17	3	2	1	7	9
Montreal	2	0	2	1	8	3	1	2	8	12
NY Islanders	3	0	3	2	9	3	0	3	12	17
NY Rangers	4	2	2	12	11	3	1	2	7	10
Philadelphia	1	0	1	4	6	2	1	1	5	9
St. Louis	9	6	3	26	26	9	6	3	29	27
Toronto	3	3	0	10	3	2	1	1	6	6
Winnipeg	7	5	2	28	15	6	3	3	22	19

## ALL-TIME PLAYOFF OVERTIME

Date	Opponent	Scorer	Time	W-L	Score
Apr. 22, 1975	@ Montreal	Guy Lafleur	17:06	L	5-4
Apr. 8, 1981	@ Buffalo	Al Haworth	5:00	L	3-2
Apr. 8, 1982	Calgary	Dave Williams	14:20	W	2-1
Apr. 16, 1982	Los Angeles	Steve Bozek	4:33	L	3-2
Apr. 18, 1982	@ Los Angeles	Colin Campbell	0:23	W	4-3
Apr. 27, 1982	@ Chicago	Jim Nill	28:58	W	2-1
May 8, 1982	@ NY Islanders	Mike Bossy	19:58	L	6-5
Apr. 6, 1983	@ Calgary	Eddy Beers	12:27	L	4-3
Apr. 10, 1983	Calgary	Greg Meredith	1:06	L	4-3
Apr. 5, 1989	Calgary	Paul Reinhart	2:47	W	4-3
Apr. 15, 1989	Calgary	Joel Otto	19:21	L	4-3
Apr. 6, 1991	@ Los Angeles	Wayne Gretzky	11:08	L	3-2
Apr. 8, 1991	Los Angeles	Cliff Ronning	3:12	W	2-1
May 3, 1992	Edmonton	Joe Murphy	8:36	L	4-3
Apr. 27, 1993	Winnipeg	Teemu Selanne	6:18	L	4-3
Apr. 29, 1993	@ Winnipeg	Greg Adams	4:30	W	4-3
May 11, 1993	Los Angeles	Gary Shuchuk	26:31	L	4-3
Apr. 26, 1994	@ Calgary	Geoff Courtnall	7:15	W	2-1
Apr. 28, 1994	Calgary	Trevor Linden	16:43	W	3-2
Apr. 30, 1994	@ Calgary	Pavel Bure	22:20	W	4-3
May 8, 1994	Dallas	Sergio Momesso	11:01	W	2-1
May 16, 1994	Toronto	Peter Zedel	16:55	L	3-2

Date	Opponent	Scorer	Time	W-L	Score
May 24, 1994	Toronto	Greg Adams	20:14	W	4-3
May 31, 1994	NY Rangers	Greg Adams	19:26	W	3-2
May 15, 1995	@ St. Louis	Cliff Ronning	1:48	W	6-5
May 21, 1995	@ Chicago	Joe Murphy	9:04	L	2-1
May 25, 1995	Chicago	Chris Chelios	6:22	L	3-2
May 27, 1995	Chicago	Chris Chelios	5:35	L	4-3
Apr. 25, 1996	@ Colorado	Joe Sakic	0:51	L	5-4
Apr. 16, 2001	@ Vancouver	Peter Forsberg	2:50	L	4-3
<b>Apr. 17, 2002</b>	<b>@ Detroit</b>	<b>Henrik Sedin</b>	<b>13:59</b>	<b>W</b>	<b>4-3</b>
Apr. 25, 2003	@ Vancouver	Trent Klatt	3:42	W	4-3
May 2, 2003	@ Minnesota	Brent Sopel	15:52	W	3-2
Apr. 17, 2004	@ Calgary	Brendan Morrison	42:28	W	5-4
Apr. 19, 2004	Calgary	Martin Gelas	1:25	L	3-2
<b>Apr. 11, 2007</b>	<b>Dallas</b>	<b>Henrik Sedin</b>	<b>78:06</b>	<b>W</b>	<b>5-4</b>
Apr. 15, 2007	@ Dallas	Taylor Pyatt	7:47	W	2-1
Apr. 19, 2007	Dallas	Brendan Morrow	6:22	L	0-1
Apr. 27, 2007	@ Anaheim	Jeff Cowan	27:49	W	2-1
May 1, 2007	Anaheim	Travis Moen	2:07	L	2-3
May 3, 2007	@ Anaheim	Scott Niedermayer	24:30	L	1-2
<b>Apr. 21, 2009</b>	<b>@ St. Louis</b>	<b>Alex Burrows</b>	<b>19:41</b>	<b>W</b>	<b>3-2</b>
May 7, 2009	@ Chicago	Andew Ladd	2:52	L	1-2



## ALL-TIME

## PLAYOFF RESULTS

DATE	VISITORS	HOME	W-L
------	----------	------	-----

## 1975 QUARTER-FINALS

## Montreal win 4-1

Apr. 13	Vancouver	2 @ Montreal	6 L
Apr. 15	Vancouver	2 @ Montreal	1 W
Apr. 17	Montreal	4 @ Vancouver	1 L
Apr. 19	Montreal	4 @ Vancouver	0 L
Apr. 22	Vancouver	4 @ Montreal	5 OT L

## 1976 PRELIMINARY ROUND

## NY Islanders win 2-0

Apr. 6	Vancouver	3 @ NY Islanders	5 L
Apr. 8	NY Islanders	3 @ Vancouver	1 L

## 1979 PRELIMINARY ROUND

## Philadelphia win 2-1

Apr. 10	Vancouver	3 @ Philadelphia	2 W
Apr. 12	Philadelphia	6 @ Vancouver	4 L
Apr. 14	Vancouver	2 @ Philadelphia	7 L

## 1980 PRELIMINARY ROUND

## Buffalo win 3-1

Apr. 8	Vancouver	1 @ Buffalo	2 L
Apr. 9	Vancouver	0 @ Buffalo	6 L
Apr. 11	Buffalo	4 @ Vancouver	5 W
Apr. 12	Buffalo	3 @ Vancouver	1 L

## 1981 PRELIMINARY ROUND

## Buffalo win 3-0

Apr. 8	Vancouver	2 @ Buffalo	3 OT L
Apr. 9	Vancouver	2 @ Buffalo	5 L
Apr. 11	Buffalo	5 @ Vancouver	3 L

## 1982 SMYTHE DIVISION SEMI-FINAL

## Vancouver win 3-0

Apr. 7	Calgary	3 @ Vancouver	5 W
Apr. 8	Calgary	1 @ Vancouver	2 OT W
Apr. 10	Vancouver	3 @ Calgary	1 W

## 1982 SMYTHE DIVISION FINAL

## Vancouver win 4-1

Apr. 15	Los Angeles	2 @ Vancouver	3 W
Apr. 16	Los Angeles	3 @ Vancouver	2 OT L
Apr. 18	Vancouver	4 @ Los Angeles	3 OT W
Apr. 19	Vancouver	5 @ Los Angeles	4 W
Apr. 21	Los Angeles	2 @ Vancouver	5 W

## 1982 CAMPBELL CONFERENCE CHAMPIONSHIP

## Vancouver win 4-1

Apr. 27	Vancouver	2 @ Chicago	1 OT W
Apr. 29	Vancouver	1 @ Chicago	4 L
May 1	Chicago	3 @ Vancouver	4 W
May 4	Chicago	3 @ Vancouver	5 W
May 6	Vancouver	6 @ Chicago	2 W

## 1982 STANLEY CUP CHAMPIONSHIP

## NY Islanders win 4-0

May 8	Vancouver	5 @ NY Islanders	6 OT L
May 11	Vancouver	5 @ NY Islanders	6 L
May 13	NY Islanders	3 @ Vancouver	0 L
May 16	NY Islanders	3 @ Vancouver	1 L

## 1983 SMYTHE DIVISION SEMI-FINAL

## Calgary win 3-1

Apr. 6	Vancouver	3 @ Calgary	4 OT L
Apr. 7	Vancouver	3 @ Calgary	5 L
Apr. 9	Calgary	4 @ Vancouver	5 W
Apr. 10	Calgary	4 @ Vancouver	3 OT L

DATE	VISITORS	HOME	W-L
------	----------	------	-----

## 1984 SMYTHE DIVISION SEMI-FINAL

## Calgary win 3-1

Apr. 4	Vancouver	3 @ Calgary	5 L
Apr. 5	Vancouver	2 @ Calgary	4 L
Apr. 7	Calgary	0 @ Vancouver	7 W
Apr. 8	Calgary	5 @ Vancouver	1 L

## 1986 SMYTHE DIVISION SEMI-FINAL

## Edmonton win 3-0

Apr. 9	Vancouver	3 @ Edmonton	7 L
Apr. 10	Vancouver	1 @ Edmonton	5 L
Apr. 12	Edmonton	5 @ Vancouver	1 L

## 1989 SMYTHE DIVISION SEMI-FINAL

## Calgary win 4-3

Apr. 5	Vancouver	4 @ Calgary	3 OT W
Apr. 6	Vancouver	2 @ Calgary	5 L
Apr. 8	Calgary	4 @ Vancouver	0 L
Apr. 9	Calgary	3 @ Vancouver	5 W
Apr. 11	Vancouver	0 @ Calgary	4 L
Apr. 13	Calgary	3 @ Vancouver	6 W
Apr. 15	Vancouver	3 @ Calgary	4 OT L

## 1991 SMYTHE DIVISION SEMI-FINAL

## Los Angeles win 4-2

Apr. 4	Vancouver	6 @ Los Angeles	5 W
Apr. 6	Vancouver	2 @ Los Angeles	3 OT L
Apr. 8	Los Angeles	1 @ Vancouver	2 OT W
Apr. 10	Los Angeles	6 @ Vancouver	1 L
Apr. 12	Vancouver	4 @ Los Angeles	7 L
Apr. 14	Los Angeles	4 @ Vancouver	1 L

## 1992 SMYTHE DIVISION SEMI-FINAL

## Vancouver win 4-3

Apr. 18	Winnipeg	3 @ Vancouver	2 L
Apr. 20	Winnipeg	2 @ Vancouver	3 W
Apr. 22	Vancouver	2 @ Winnipeg	4 L
Apr. 24	Vancouver	1 @ Winnipeg	3 L
Apr. 26	Winnipeg	2 @ Vancouver	8 W
Apr. 28	Vancouver	8 @ Winnipeg	3 W
Apr. 30	Winnipeg	0 @ Vancouver	5 W

## 1992 SMYTHE DIVISION FINAL

## Edmonton win 4-2

May 3	Edmonton	4 @ Vancouver	3 OT L
May 4	Edmonton	0 @ Vancouver	4 W
May 6	Vancouver	2 @ Edmonton	5 L
May 8	Vancouver	2 @ Edmonton	3 L
May 10	Edmonton	3 @ Vancouver	4 W
May 12	Vancouver	0 @ Edmonton	3 L

## 1993 SMYTHE DIVISION SEMI-FINAL

## Vancouver win 4-2

Apr. 18	Winnipeg	2 @ Vancouver	4 W
Apr. 21	Winnipeg	2 @ Vancouver	3 W
Apr. 23	Vancouver	4 @ Winnipeg	5 L
Apr. 25	Vancouver	3 @ Winnipeg	1 W
Apr. 27	Winnipeg	4 @ Vancouver	3 OT L
Apr. 29	Vancouver	4 @ Winnipeg	3 OT W

## 1993 SMYTHE DIVISION FINAL

## Los Angeles win 4-2

May 2	Los Angeles	2 @ Vancouver	5 W
May 5	Los Angeles	6 @ Vancouver	3 L
May 7	Vancouver	4 @ Los Angeles	7 L
May 9	Vancouver	7 @ Los Angeles	2 W
May 11	Los Angeles	4 @ Vancouver	3 OT L
May 13	Vancouver	3 @ Los Angeles	5 L

# ALL-TIME PLAYOFF RESULTS

DATE VISITORS HOME W-L

## 1994 WESTERN CONFERENCE QUARTER FINAL

### Vancouver win 4-3

Apr. 18	Vancouver	5	@ Calgary	0	W
Apr. 20	Vancouver	5	@ Calgary	7	L
Apr. 22	Calgary	4	@ Vancouver	2	L
Apr. 24	Calgary	3	@ Vancouver	2	L
Apr. 26	Vancouver	2	@ Calgary	1 OT	W
Apr. 28	Calgary	2	@ Vancouver	3 OT	W
Apr. 30	Vancouver	4	@ Calgary	3 OT	W

## 1994 WESTERN CONFERENCE SEMI-FINAL

### Vancouver win 4-1

May 2	Vancouver	6	@ Dallas	4	W
May 4	Vancouver	3	@ Dallas	0	W
May 6	Dallas	4	@ Vancouver	3	L
May 8	Dallas	1	@ Vancouver	2 OT	W
May 10	Dallas	2	@ Vancouver	4	W

## 1994 WESTERN CONFERENCE FINAL

### Vancouver win 4-1

May 16	Vancouver	2	@ Toronto	3 OT	L
May 18	Vancouver	4	@ Toronto	3	W
May 20	Toronto	0	@ Vancouver	4	W
May 22	Toronto	0	@ Vancouver	2	W
May 24	Toronto	3	@ Vancouver	4 OT	W

## 1994 STANLEY CUP FINAL

### NY Rangers win 4-3

May 31	Vancouver	3	@ NY Rangers	2 OT	W
June 2	Vancouver	1	@ NY Rangers	3	L
June 4	NY Rangers	5	@ Vancouver	1	L
June 7	NY Rangers	4	@ Vancouver	2	L
June 9	Vancouver	6	@ NY Rangers	3	W
June 11	NY Rangers	1	@ Vancouver	4	W
June 14	Vancouver	2	@ NY Rangers	3	L

## 1995 WESTERN CONFERENCE QUARTER-FINAL

### Vancouver win 4-3

May 7	Vancouver	1	@ St. Louis	2	L
May 9	Vancouver	5	@ St. Louis	3	W
May 11	St. Louis	1	@ Vancouver	6	W
May 13	St. Louis	5	@ Vancouver	2	L
May 15	Vancouver	6	@ St. Louis	5 OT	W
May 17	St. Louis	8	@ Vancouver	2	L
May 19	Vancouver	5	@ St. Louis	3	W

## 1995 WESTERN CONFERENCE SEMI-FINAL

### Chicago win 4-0

May 21	Vancouver	1	@ Chicago	2 OT	L
May 23	Vancouver	0	@ Chicago	2	L
May 25	Chicago	3	@ Vancouver	2 OT	L
May 27	Chicago	4	@ Vancouver	3 OT	L

## 1996 WESTERN CONFERENCE QUARTER-FINAL

### Colorado win 4-2

Apr. 16	Vancouver	2	@ Colorado	5	L
Apr. 18	Vancouver	5	@ Colorado	4	W
Apr. 20	Colorado	4	@ Vancouver	0	L
Apr. 22	Colorado	3	@ Vancouver	4	W
Apr. 25	Vancouver	4	@ Colorado	5 OT	L
Apr. 27	Colorado	3	@ Vancouver	2	L

## 2001 WESTERN CONFERENCE QUARTER-FINAL

### Colorado win 4-0

Apr. 12	Vancouver	4	@ Colorado	5	L
Apr. 14	Vancouver	1	@ Colorado	2	L
Apr. 16	Colorado	4	@ Vancouver	3	L
Apr. 18	Colorado	5	@ Vancouver	1	L

DATE VISITORS HOME W-L

## 2002 WESTERN CONFERENCE QUARTER-FINAL

### Detroit win 4-2

Apr. 17	Vancouver	4	@ Detroit	3 OT	W
Apr. 19	Vancouver	5	@ Detroit	2	W
Apr. 21	Detroit	3	@ Vancouver	1	L
Apr. 23	Detroit	4	@ Vancouver	2	L
Apr. 25	Vancouver	0	@ Detroit	4	L
Apr. 27	Detroit	6	@ Vancouver	4	L

## 2003 WESTERN CONFERENCE QUARTER-FINAL

### Vancouver win 4-3

Apr. 10	St. Louis	6	@ Vancouver	0	L
Apr. 12	St. Louis	1	@ Vancouver	2	W
Apr. 14	Vancouver	1	@ St. Louis	3	L
Apr. 16	Vancouver	1	@ St. Louis	4	L
Apr. 18	St. Louis	3	@ Vancouver	5	W
Apr. 20	Vancouver	4	@ St. Louis	3	W
Apr. 22	St. Louis	1	@ Vancouver	4	W

## 2003 WESTERN CONFERENCE SEMI-FINAL

### Minnesota win 4-3

Apr. 25	Minnesota	3	@ Vancouver	4 OT	W
Apr. 27	Minnesota	3	@ Vancouver	2	L
Apr. 29	Vancouver	3	@ Minnesota	2	W
May 2	Vancouver	3	@ Minnesota	2 OT	W
May 5	Minnesota	7	@ Vancouver	2	L
May 7	Vancouver	1	@ Minnesota	5	L
May 8	Minnesota	4	@ Vancouver	2	L

## 2004 WESTERN CONFERENCE QUARTER-FINAL

### Calgary win 4-3

Apr. 7	Calgary	3	@ Vancouver	5	W
Apr. 9	Calgary	2	@ Vancouver	1	L
Apr. 11	Vancouver	2	@ Calgary	1	W
Apr. 13	Vancouver	0	@ Calgary	4	L
Apr. 15	Calgary	2	@ Vancouver	1	L
Apr. 17	Vancouver	5	@ Calgary	4 OT	W
Apr. 19	Calgary	3	@ Vancouver	2 OT	L

## 2007 WESTERN CONFERENCE QUARTER-FINAL

### Vancouver win 4-3

Apr. 11	Dallas	4	@ Vancouver	5 OT	W
Apr. 13	Dallas	2	@ Vancouver	0	L
Apr. 15	Vancouver	2	@ Dallas	1 OT	W
Apr. 17	Vancouver	2	@ Dallas	1	W
Apr. 19	Dallas	1	@ Vancouver	0 OT	L
Apr. 21	Vancouver	0	@ Dallas	2	L
Apr. 23	Dallas	1	@ Vancouver	4	W

## 2007 WESTERN CONFERENCE SEMI-FINAL

### Anaheim win 4-1

Apr. 25	Vancouver	1	@ Anaheim	5	L
Apr. 27	Vancouver	2	@ Anaheim	1 OT	W
Apr. 29	Anaheim	3	@ Vancouver	2	L
May 1	Anaheim	3	@ Vancouver	2 OT	L
May 3	Vancouver	1	@ Anaheim	2 OT	L

## 2009 WESTERN CONFERENCE QUARTER-FINAL

### Vancouver win 4-0

Apr. 15	St. Louis	1	@ Vancouver	2	W
Apr. 17	St. Louis	0	@ Vancouver	3	W
Apr. 19	Vancouver	3	@ St. Louis	2	W
Apr. 21	Vancouver	3	@ St. Louis	2 OT	W

## 2009 WESTERN CONFERENCE SEMI-FINAL

### Chicago win 4-2

Apr. 30	Chicago	3	@ Vancouver	5	W
May 2	Chicago	6	@ Vancouver	3	L
May 5	Vancouver	3	@ Chicago	1	W
May 7	Vancouver	1	@ Chicago	2 OT	L
May 9	Chicago	4	@ Vancouver	2	L
May 11	Vancouver	5	@ Chicago	7	L

## ALL-TIME

## PLAYOFF RESULTS

## ALL-TIME PLAYOFF SHUTOUTS

Year	Date	Goaltender	Opponent	Score
1975	Apr. 19	Ken Dryden	Montreal	0-4
1980	Apr. 9	Bob Sauve	Buffalo	0-6
1982	May 13	Bill Smith	NY Islanders	0-3
1984	Apr. 7	Richard Brodeur	Calgary	7-0
1989	Apr. 8	Mike Vernon	Calgary	0-4
1989	Apr. 11	Mike Vernon	Calgary	0-4
1992	Apr. 30	Kirk McLean	Winnipeg	5-0
1992	May 4	Kirk McLean	Edmonton	4-0
1992	May 12	Bill Ranford	Edmonton	0-3
1994	Apr. 18	Kirk McLean	Calgary	5-0
1994	May 4	Kirk McLean	Dallas	3-0
1994	May 20	Kirk McLean	Toronto	4-0
1994	May 22	Kirk McLean	Toronto	2-0
1995	May 23	Ed Belfour	Chicago	0-2
1996	Apr. 20	Patrick Roy	Colorado	0-4
2002	Apr. 25	Dominik Hasek	Detroit	0-4
2003	Apr. 10	Chris Osgood	St. Louis	0-6
2004	Apr. 13	Miikka Kiprusoff	Calgary	0-4
2007	Apr. 13	Marty Turco	Dallas	0-2
2007	Apr. 19	Marty Turco	Dallas	0-1
2007	Apr. 21	Marty Turco	Dallas	0-2
<b>2009</b>	<b>Apr. 17</b>	<b>Roberto Luongo</b>	<b>St. Louis</b>	<b>3-0</b>

## ALL-TIME PLAYOFF GOALTENDING

No	Player	GPI	MINS	GA	SO	AVG	W	L
1.	K. McLean	68	4189	198	6	2.84	34	34
2.	R. Brodeur	29	1809	99	1	3.28	12	17
3.	D. Cloutier	25	1360	75	0	3.31	10	13
<b>4.</b>	<b>R. Luongo</b>	<b>22</b>	<b>1465</b>	<b>51</b>	<b>1</b>	<b>2.09</b>	<b>11</b>	<b>11</b>
5.	G. Bromley	7	360	25	0	4.17	2	5
6.	C. Hirsch	6	338	21	0	3.73	2	3
7.	T. Gamble	4	249	16	0	3.86	1	3
8.	G. Smith	4	257	14	0	3.27	1	3
9.	A. Auld	4	241	10	0	2.48	1	2
10.	S. Weeks	3	140	8	0	4.00	0	2
11.	J. Garrett	3	78	4	0	3.06	1	0
12.	J. Hedberg	2	98	4	0	2.45	1	1
13.	B. Essensa	2	122	6	0	2.95	0	2
14.	C. Ridley	2	120	8	0	4.00	0	2
15.	P. Skudra	2	96	5	0	3.13	0	1
16.	G. Hanlon	2	60	3	0	3.00	0	0
17.	D. Sabourin	2	14	1	0	4.29	0	0
18.	W. Young	1	60	5	0	5.00	0	1
19.	K. Lockett	1	60	6	0	6.00	0	1
20.	K. Whitmore	1	20	2	0	6.00	0	0

## ALL-TIME PLAYOFF COACHING

No	Coach	GP	W	L	PCT
1.	Roger Neilson	21	12	9	.571
2.	Pat Quinn	61	31	30	.508
<b>3.</b>	<b>Alain Vigneault</b>	<b>22</b>	<b>11</b>	<b>11</b>	<b>.500</b>
4.	Bob McCammon	7	3	4	.428
5.	Marc Crawford	31	12	19	.387
6.	Rick Ley	11	4	7	.364
7.	Harry Neale	14	3	11	.214
8.	Phil Maloney	7	1	6	.142
9.	Tom Watt	3	0	3	.000

## ALL-TIME PLAYOFF PENALTY SHOTS

1. Steve Duchesne, Los Angeles, successful against Kirk McLean  
Game 4, Smythe Division Semi-Finals, Apr. 10, 1991
2. Pavel Bure unsuccessful against Mike Richter, NY Rangers  
Game 4, Stanley Cup Finals, June 7, 1994
3. Todd Bertuzzi unsuccessful against Dominik Hasek, Detroit Red Wings  
Game 3, Western Conference Quarter-Final, Apr. 21, 2002

## ALL-TIME TOP FIVE

Games Played		Goals		Assists		Penalty Minutes		Defenceman Points		
1.	Trevor Linden	118	T-1. Trevor Linden	34	1.	Trevor Linden	61	1.	Jyrki Lumme	40
2.	Jyrki Lumme	72	Pavel Bure	34	2.	Geoff Courtnall	35	2.	S. Momesso	157
3.	Cliff Ronning	72	3. Geoff Courtnall	26	3.	Cliff Ronning	34	3.	Geoff Courtnall	121
4.	Kirk McLean	68	4. Cliff Ronning	24	4.	Pavel Bure	32	4.	Curt Fraser	108
5.	Sergio Momesso	66	5. Thomas Gradin	17	5.	Jyrki Lumme	31	5.	Harold Snepsts	99

# ALL-TIME PLAYOFF SCORING

RK	Player	GP	G	A	PTS	PIM
1.	T. Linden	118	34	61	95	90
2.	P. Bure	60	34	32	66	72
3.	G. Courtnall	65	26	35	61	121
4.	C. Ronning	72	24	34	58	48
5.	J. Lumme	72	9	31	40	36
6.	T. Gradin	38	17	21	38	20
7.	G. Adams	53	15	19	34	16
T-8.	S. Smyl	41	16	17	33	64
	M. Naslund	45	13	20	33	46
10.	<b>H. Sedin</b>	<b>53</b>	<b>14</b>	<b>16</b>	<b>30</b>	<b>26</b>
T-11.	<b>D. Sedin</b>	<b>53</b>	<b>9</b>	<b>19</b>	<b>28</b>	<b>20</b>
	M. Ohlund	52	9	19	28	55
13.	D. Babych	60	9	18	27	42
14.	B. Morrison	43	8	17	25	38
15.	M. Craven	34	8	15	23	22
16.	S. Momesso	66	9	13	22	157
T-17.	E. Jovanovski	31	9	10	19	36
	J. Brown	29	7	12	19	39
19.	J. Sandlak	33	7	10	17	30
20.	R. Courtnall	17	5	11	16	23
T-21.	D. Rota	30	10	5	15	82
	I. Boldirev	22	9	6	15	4
	G. Diduck	47	6	9	15	55
	<b>S. Salo</b>	<b>36</b>	<b>5</b>	<b>10</b>	<b>15</b>	<b>8</b>
T-25.	T. Bertuzzi	24	6	8	14	82
	D. Williams	31	4	10	14	181
T-27.	C. Fraser	27	4	9	13	108
	I. Hlinka	16	3	10	13	8
T-29.	M. Cooke	32	8	4	12	30
	D. Halward	28	6	6	12	77
	M. Gelinas	33	6	6	12	26
	D. Lidster	41	2	10	12	36
T-33.	I. Larionov	19	4	7	11	10
	G. Lupul	25	4	7	11	11
	P. Nedved	28	3	8	11	18
	L. Molin	19	2	9	11	7
	N. Belland	21	2	9	11	23
	B. Sopel	42	2	9	11	10
T-39.	T. Tanti	18	1	9	10	15
	B. Hedican	41	1	9	10	32
	H. Snepsts	44	1	9	10	99
T-42.	T. Klatt	18	5	4	9	2
	L. Lindgren	25	3	6	9	14
	N. LaFayette	20	2	7	9	13
	A. Mogilny	6	1	8	9	8
T-46.	<b>A. Edler</b>	<b>13</b>	<b>1</b>	<b>7</b>	<b>8</b>	<b>8</b>
	M. Sundin	8	3	5	8	2
	T. Fergus	13	5	3	8	6
	A. Plavsic	13	1	7	8	4
T-50.	J. Nill	20	4	3	7	73
	B. Bradley	7	3	4	7	10
	D. Murzyn	40	3	4	7	92
	R. Lanz	14	2	5	7	6
	C. Oddleifson	14	1	6	7	8
T-55.	<b>K. Wellwood</b>	<b>10</b>	<b>1</b>	<b>5</b>	<b>6</b>	<b>0</b>
	T. Pyatt	16	2	4	6	8
	B. Dailey	7	2	4	6	14
	P. Skriko	10	1	5	6	0
T-59.	<b>A. Burrows</b>	<b>21</b>	<b>4</b>	<b>1</b>	<b>5</b>	<b>34</b>
	<b>K. Bieksa</b>	<b>19</b>	<b>0</b>	<b>5</b>	<b>5</b>	<b>34</b>
	E. Tikkanen	6	3	2	5	2
	J. Gould	7	3	2	5	0
	R. Nordmark	7	3	2	5	8
	J. Beranek	14	3	2	5	12
	R. Oksiuta	10	2	3	5	0
	P. Reinhart	7	2	3	5	4
	C. Campbell	19	2	3	5	98
	D. Ward	9	2	3	5	0
	R. Blight	5	0	5	5	2
	M. Baron	24	0	5	5	20
	K. McLean (G)	68	0	5	5	0
T-72.	<b>S. Bernier</b>	<b>10</b>	<b>2</b>	<b>2</b>	<b>4</b>	<b>7</b>
	<b>R. Kesler</b>	<b>11</b>	<b>2</b>	<b>2</b>	<b>4</b>	<b>14</b>
	G. Odjick	32	3	1	4	95
	J. Gillis	5	2	2	4	0
	T. Kurvers	6	2	2	4	12
	G. O'Flaherty	7	2	2	4	6
	D. Lever	10	2	2	4	6

	K. McCarthy	11	2	2	4	12
	J. Ruutu	24	1	3	4	32
	A. Chubarov	27	0	4	4	4
	A. Semenov	12	1	3	4	0
	G. Minor	12	1	3	4	25
	B. Smolinski	12	2	2	4	8
T-85.	<b>P. Demitra</b>	<b>6</b>	<b>1</b>	<b>2</b>	<b>3</b>	<b>2</b>
	<b>W. Mitchell</b>	<b>22</b>	<b>0</b>	<b>3</b>	<b>3</b>	<b>34</b>
	<b>M. Raymond</b>	<b>10</b>	<b>2</b>	<b>1</b>	<b>3</b>	<b>2</b>
	P. Bordeleau	5	2	1	3	0
	R. Sutter	7	2	1	3	12
	G. Butcher	14	2	1	3	24
	A. Cassels	6	2	1	3	0
	M. Kirton	4	1	2	3	7
	S. Lachance	8	1	2	3	6
	M. Bridgman	7	1	2	3	10
	R. Kron	11	1	2	3	2
	D. Kearns	11	1	2	3	8
	P-O. Brasar	13	1	2	3	0
	M. Crawford	20	1	2	3	44
	R. Delorme	23	1	2	3	49
	J. Sleg	5	0	3	3	4
	B. MacDonald	8	0	3	3	2
	R. Walter	13	0	3	3	8
	B. Glynn	17	0	3	3	10
T-104.	<b>R. Johnson</b>	<b>10</b>	<b>1</b>	<b>1</b>	<b>2</b>	<b>2</b>
	<b>R. Rypien</b>	<b>10</b>	<b>0</b>	<b>2</b>	<b>2</b>	<b>40</b>
	<b>S. O'Brien</b>	<b>10</b>	<b>1</b>	<b>1</b>	<b>2</b>	<b>24</b>
	J. Cowan	10	2	0	2	22
	L. Krajicek	12	0	2	2	12
	J. Bulis	12	1	1	2	2
	B. Reid	10	0	2	2	0
	B. Peterson	3	2	0	2	9
	C. Neely	7	2	0	2	8
	G. Sanderson	7	1	1	2	4
	M. Rupinsky	7	1	1	2	6
	C. Ruutu	9	1	1	2	0
	D. Capuano	6	1	1	2	5
	B. Manno	10	1	1	2	12
	P. Sundstrom	11	1	1	2	9
	M. Malik	21	1	1	2	20
	J.J. Daigneault	3	0	2	2	0
	J. Belanger	3	0	2	2	2
	L. Rochefort	5	0	2	2	0
	S. Bozek	10	0	2	2	4
	T. Letowski	12	0	2	2	8
T-125.	<b>D. Hordichuk</b>	<b>10</b>	<b>1</b>	<b>0</b>	<b>1</b>	<b>14</b>
	<b>J. Hansen</b>	<b>12</b>	<b>0</b>	<b>1</b>	<b>1</b>	<b>4</b>
	J. Green	9	0	1	1	12
	B. May	20	1	0	1	21
	J. Charbonneau	3	1	0	1	4
	A. Aucoin	10	1	0	1	2
	M. Peca	5	0	1	1	8
	D. Kozak	3	1	0	1	0
	D. Vervgaert	3	1	0	1	4
	A. Boudrais	6	1	0	1	0
	B. Ashton	7	1	0	1	8
	J. Butler	7	1	0	1	2
	G. Monahan	7	1	0	1	4
	W. Young (G)	1	0	1	1	0
	J. Carson	2	0	1	1	0
	P. Martin	3	0	1	1	2
	R. Stern	3	0	1	1	17
	H. Druken	4	0	1	1	0
	D. Pederson	4	0	1	1	4
	J. Hlavac	5	0	1	1	0
	F. Kucera	6	0	1	1	0
	J. Mazur	6	0	1	1	8
	B. Murray	6	0	1	1	13
	R. Gregg	7	0	1	1	8
	T. Warriner	6	1	0	1	2
	M. Robitaille	7	0	1	1	4
	J. Grisdale	10	0	1	1	15
	R. Sedlbauer	10	0	1	1	19
	S. Antoski	16	0	1	1	36
	G. Valk	16	0	1	1	37
	J. McIntyre	24	0	1	1	16
T-157.	<b>R. Luongo (G)</b>	<b>22</b>	<b>0</b>	<b>0</b>	<b>0</b>	<b>0</b>
	O. Vaananen	3	0	0	0	2

	N. Smith	4	0	0	0	0
	R. Fitzpatrick	3	0	0	0	6
	T. Santala	1	0	0	0	0
	T. Bouck	1	0	0	0	0
	J. King	1	0	0	0	0
	D. Sabourin (G)	2	0	0	0	0
	K. Whitmore (G)	1	0	0	0	0
	J. Namestnikov	2	0	0	0	2
	J. Kocur	1	0	0	0	0
	J. Dowd	1	0	0	0	0
	R. Bawa	1	0	0	0	0
	D. Bruce	1	0	0	0	0
	L. Goodenough	1	0	0	0	2
	K. Guy	1	0	0	0	0
	K. Lockett (G)	1	0	0	0	0
	M. Petit	1	0	0	0	0
	J. Hedberg (G)	2	0	0	0	0
	<b>N. Baumgartner</b>	<b>2</b>	<b>0</b>	<b>0</b>	<b>0</b>	<b>0</b>
	J. Strudwick	2	0	0	0	0
	K. Hammond	2	0	0	0	6
	G. Cochrane	2	0	0	0	5
	A. Demarco	2	0	0	0	0
	B. Essensa (G)	2	0	0	0	0
	G. Hanlon (G)	2	0	0	0	0
	C. Ridley (G)	2	0	0	0	0
	R. Tudor	2	0	0	0	0
	M. Walton	2	0	0	0	5
	M. Bergevin	3	0	0	0	2
	P. Schaefer	3	0	0	0	0
	P. Kavanagh	3	0	0	0	2
	J. Benning	3	0	0	0	0
	G. Boddy	3	0	0	0	0
	C. Cox	3	0	0	0	2
	A. Auld (G)	4	0	0	0	0
	M. Keane	7	0	0	0	4
	B. Allen	7	0	0	0	6
	T. Currie	3	0	0	0	10
	J. Garrett (G)	3	0	0	0	0
	B. Gassoff	3	0	0	0	0
	D. Lowry	3	0	0	0	0
	J. McIlhargey	3	0	0	0	0
	P. McNab	3	0	0	0	0
	B. Schmautz	3	0	0	0	0
	S. Weeks (G)	3	0	0	0	2
	D. Brashear	4	0	0	0	0
	B. Brehowsky	4	0	0	0	12
	T. Gamble	4	0	0	0	0
	R. Murphy	4	0	0	0	2
	J. Hughes	4	0	0	0	10
	M. Lemay	4	0	0	0	12
	D. Logan	4	0	0	0	0
	L. Melnyk	4	0	0	0	2
	J. Agnew	4	0	0	0	6
	D. Smith	4	0	0	0	6
	G. Smith (G)	4	0	0	0	0
	L. Rohlin	5	0	0	0	0
	M. Ridley	5	0	0	0	2
	M. Wotton	5	0	0	0	4
	T. Pratt	5	0	0	0	5
	A. Stojanov	5	0	0	0	2
	D. Jackson	6	0	0	0	10
	M. Sillinger	6	0	0	0	2
	J. Bubla	6	0	0	0	7
	B. Lalonde	6	0	0	0	2
	A. Schliebener	6	0	0	0	2
	C. Hirsch	6	0	0	0	2
	G.C. Adams	7	0	0	0	21
	G. Bromley (G)	7	0	0	0	2
	J. Cullimore	11	0	0	0	12
	A. Eldebrink	13	0	0	0	10
	D. Cloutier (G)	25	0	0	0	10
	T. Hunter	46	0	0	0	74
	R. Dirk	28	0	0	0	39
	R. Brodeur (G)	29	0	0	0	4
	B. Helmer	6	0	0	0	0
	P. Skudra (G)	2	0	0	0	0



# ALL-TIME PLAYOFF RECORDS

## SEASON

### WINS

Most	15	1994
Most Home	7	1994
Most Road	8	1994
Most Consecutive	5	Apr 26-May 4/94, May 18-31/94

### GOALS

Most For	76	1994
Most Against	61	1994

### OVERTIME

Most Games	7	1994
Most Wins	6	1994
Most Losses	3	1995

### POWER PLAY GOALS

Most For	19	1994
Most Against	20	1994

## SERIES

### GOALS

Most For	29	1992 Division Semi-Final vs WPG
Most Against	26	1989 Division Semi-Final vs CGY
Most, Both Teams	46	1989 Division Semi-Final vs CGY 1992 Division Semi-Final vs WPG

### POWER PLAY GOALS

Most For	7	1989 Division Semi-Final vs CGY
Most Against	10	1989 Division Semi-Final vs CGY
Most, Both Teams	17	1989 Division Semi-Final vs CGY

### SHORTHANDED GOALS

Most For	7	1995 vs STL Western Conference Quarter Final (tied with CGY for most short-handed goals in one series) Penalty Minutes
Most	285	1982 Campbell Conference Final vs CHI

### OVERTIME

Most Games	3	1994 Western Conference Quarter-Final vs CGY (3-0)
	3	1995 Western Conference Semi-Final vs CHI (0-3)
	3	2007 Western Conference Quarter-Final vs DAL (2-1)
	3	2007 Western Conference Semi-Final vs ANA (1-2)

## GAME

### OVERTIME

Longest	78:06	Apr. 11/07 (VAN 5 vs DAL 4, <b>Henrik Sedin</b> scored at 18:06 in the fourth overtime. The total time played for the game was 138:06).
Shortest	0:23	Apr. 18/82 (VAN 4 @ LA 3 - Colin Campbell)

### GOALS

Most	8	Apr. 26/92 (VAN 8 vs WPG 2) Apr. 28/92 (VAN 8 @ WPG 3) May 17/95 (VAN 2 @ STL 8) Apr. 20/94 (CGY 7 vs VAN 5) Apr. 14/79 (PHI 7 vs VAN 2) Apr. 9/86 (EDM 7 vs VAN 3) Apr. 20/94 (CGY 7 vs VAN 5)
Most Against	8	
	7	
Most, Both Teams	12	

### POWER PLAY GOALS

Most	4	Apr. 9/89 vs CGY
Most Against	3	Seven times
Most, Both Teams	7	Apr. 9/89 vs CGY

### FASTEST TWO

Shorthanded Goals		Christian Ruuttu at 4:31, Geoff Courtnall at 4:48 of second period on May 15 vs STL. Previous record was 24 seconds set by Mtl Canadiens in 1978 – an NHL record.
-------------------	--	-------------------------------------------------------------------------------------------------------------------------------------------------------------------

### PENALTY MINUTES

Most	106	Apr. 29/82 vs CHI
Most, Opponent	90	May 6/82 by CHI
Most, Both Teams	188	Apr 29/82 vs CHI

### SHOTS ON GOAL

Most	56	Apr. 11/07 vs DAL
Most, Opponent	76	Apr. 11/07 by DAL
Most, Both Teams	132	Apr. 11/07 vs DAL
Fewest	16	Apr. 19/82 vs LA
Fewest, Opponent	14	May 4/92 vs EDM
Fewest, Both Teams	36	Apr. 8/89 vs CGY

## PERIOD

### GOALS

Most	5	June 9/94 vs NYR
Most Against	4	Apr. 9/80 vs BUF May 11/82 vs NYI Apr. 9/86 vs EDM Apr. 20/94 vs CGY May 17/95 vs STL Apr. 16/96 vs COL June 9/94 vs NYR
Most, Both Teams	8	

### POWER PLAY

Most	3	May 4/92 vs EDM Apr. 12/91 vs LA
Most Against	3	Apr. 9/80 vs BUF Apr. 9/89 vs CGY Apr. 9/89 vs CGY
Most, Both Teams	5	

### SHOTS ON GOAL

Most	20	May 8/92 @ EDM
Most, Opponent	22	May 3/07 @ ANA
Most	20	May 8/92 @ EDM
Most, Opponent	19	May 4/94 vs DAL Apr. 29/82 vs CHI June 9/94 vs NYR
Most, Both Teams	32	
Fewest	2	Apr. 22/96 vs COL
Fewest, Opponent	1	May 4/92 vs EDM
Fewest, Both Teams	9	Apr. 8/89 vs CGY

# ALL-TIME PLAYOFF RECORDS

## FASTEST GOAL TO START GAME

Canucks	:08	Apr. 7/82 vs CGY (Stan Smyl)
Opponent	:24	Apr. 13/07 vs DAL (Jeff Halpern)

## FASTEST GOAL TO START PERIOD

Canucks	:08	Apr. 7/82 vs CGY (Stan Smyl)
---------	-----	------------------------------

## FASTEST TWO GOALS

Canucks	:15	Apr. 13/89 vs CGY (Rich Sutter 19:29, Garth Butcher 19:44, 2nd)
Opponent	:17	Apr. 18/01 vs COL (Peter Forsberg 9:11, Joe Sakic 9:28, 3rd)
Both Teams	:16	Apr. 17/04 @ CGY (Geoff Sanderson 10:15, Oleg Saprykin 10:31, 2nd)

## FASTEST THREE GOALS

Canucks	2:18	Apr. 13/89 vs CGY (Jim Sandlak 17:26, Rich Sutter 19:29, Garth Butcher 19:44, 2nd)
Opponent	:38	Apr. 18/01 vs COL (Peter Forsberg 9:11, Joe Sakic 9:28, E. Messier 9:49, 3rd)
Both Teams	1:37	Apr. 5/84 vs CGY (Dave Williams 9:32, Jim Peplinski 10:06, Mike Eaves 11:09, 2nd)

## CAREER

Most Playoff Years	11	Trevor Linden
Most Games Played	118	Trevor Linden
Most Points	95	Trevor Linden
Most Goals	34	Trevor Linden
		Pavel Bure
Most Assists	61	Trevor Linden
Most PIM	181	Dave Williams
Most Games, Goalie	68	Kirk McLean
Most Wins, Goalie	34	Kirk McLean
Most Shutouts, Goalie	6	Kirk McLean

## YEAR

Most Points	31	Pavel Bure (1994)
Most Points, Def.	15	Jeff Brown (1994)
Most Goals	16	Pavel Bure (1994)
Most Goals, Def.	7	Ed Jovanovski (2003)
Most GWG	3	Geoff Courtnall (1994)
Most PPG	5	Trevor Linden (1994)
Most Assists	15	Pavel Bure (1994)
Most Assists, Def.	11	Jyrki Lumme (1994)
Most PIM	116	Dave Williams (1982)
Most Shots	101	Pavel Bure (1994)
Longest Point Streak	16	Pavel Bure (1994) (13-10-23)
Longest Goal Streak	5	Cliff Ronning (1991)
Longest Assist Streak	5	Lars Molin (1982)
Most Games, Goalie	24	Kirk McLean (1994)
Most Wins, Goalie	15	Kirk McLean (1994)
Most Shutouts	4	Kirk McLean (1994)
Most Minutes	1544	Kirk McLean (1994)

## SERIES

Most Goals	7	Pavel Bure (1995 vs STL)
Most Points	12	Pavel Bure (1995 vs STL)
Most Assists	8	A. Mogilny (1996 vs COL)
Most PIM	51	D. Williams (1982 vs CHI)
Most PP	2	Many times
Most Shots	30	Pavel Bure (1995 vs STL)

## GAME

<b>Most Saves</b>	<b>72</b>	<b>R. Luongo (Apr. 11/07 vs DAL)</b>
Most Goals	3	Five players: Trevor Linden, (Most recent Apr. 25/96 @ COL) Doug Halward, Geoff Courtnall (2), Pavel Bure
Most Assists	3	Ten players
Most Points	4	Trevor Linden (Apr. 9/89 vs CGY) Geoff Courtnall (Apr. 4/91 vs LA) Pavel Bure (Apr. 26/92 vs WPG) Geoff Courtnall (Apr. 30/92 vs WPG) Russ Courtnall (May 9/95 at STL) Geoff Courtnall (Apr. 30/92 vs WPG)
Most Shots	11	Ivan Hlinka (Apr. 15/82 vs LA)
Most PP Goals	2	Doug Halward (Apr. 7/84 vs CGY) Trevor Linden (Most recent Apr. 25/96 at COL)

## PERIOD

Most Goals	2	Ten players
Most Assists	2	Many Times
Most Points	3	Geoff Courtnall (Apr. 4/91, vs LA, 3rd) Pavel Bure (June 9/94 vs NYR, 3rd)
Most PIM	37	Gino Odjick (May 17/95 vs STL)
Fastest Two Goals	2:14	Doug Halward (Apr. 7/84, vs CGY, 1st)
Fastest Two Goals, Opp.	3:00	Mike Bossy, NYI (May 16/82, 2nd)