



VANCOUVER CANUCKS

2010.11 MEDIA GUIDE

40 YEARS OF THE GAME WE LOVE

2010.11 SEASON SCHEDULE



SEPTEMBER PS DENOTES PRE-SEASON GAMES

SUN	MON	TUE	WED	THU	FRI	SAT
12	13	14	15	16	17	18
19	20	21 CGY TV PS 7:00	22 EDM TV PS 7:00	23	24	25 ANA TV PS 7:00
26 EDM TV PS 5:00	27	28 SJ TV PS 7:00	29 SJ TV PS 7:30	30		

NOVEMBER

SUN	MON	TUE	WED	THU	FRI	SAT
	1 NJ TV 7:00	2 EDM TV 7:00	3	4 COL TV 6:00	5	6 DET ★ TV 7:00
7	8	9 MTL TV 4:30	10	11 OTT TV 4:30	12	13 TOR TV 4:00
14	15 BUF TV 4:00	16	17 PIT TV 4:00	18	19	20 CH ★ TV 7:00
21 PHX TV 6:00	22	23	24 CO TV 7:00	25	26 SJ ★ TV 7:00	27
28	29	30				

JANUARY

SUN	MON	TUE	WED	THU	FRI	SAT
						1
2 COL TV 5:00	3 SJ TV 7:30	4	5 CGY TV 7:00	6	7 EDM TV 7:00	8 DET ★ TV 7:00
9	10	11 NYI TV 4:00	12	13 NYR TV 4:00	14 WSH TV 4:00	15
16 MIN TV 3:00	17	18 COL TV 6:00	19	20 SJ TV 7:00	21	22 CGY TV 7:00
23	24 DAL TV 7:00	25	26 NSH TV 7:00	27	28	29
30	31					

ALL-STAR BREAK

MARCH

SUN	MON	TUE	WED	THU	FRI	SAT
		1 CBJ TV 7:00	2	3 NSH TV 7:00	4	5 LA TV 1:00
6 ANA TV 5:00	7	8 PHX TV 6:00	9	10 SJ TV 7:30	11	12 CGY TV 7:00
13	14 MIN TV 7:00	15	16 COL TV 7:00	17	18 PHX TV 7:00	19
20	21	22	23 DET TV 4:00	24	25 ATL TV 4:30	26
27 CBJ TV 2:00	28	29 NSH TV 5:00	30	31 LA TV 7:00		

OCTOBER

SUN	MON	TUE	WED	THU	FRI	SAT
					1 ANA TV PS 7:00	2
3	4	5	6	7	8	9 LA ★ TV 7:00
10	11 FLA TV 7:00	12	13 ANA TV 7:00	14	15 LA TV 7:30	16
17 CAR TV 6:00	18	19 MIN TV 6:00	20 CHI TV 6:00	21	22 MIN TV 7:00	23
24	25	26 COL TV 7:00	27	28	29	30
						31

DECEMBER

SUN	MON	TUE	WED	THU	FRI	SAT
			1 CGY TV 6:30	2	3 CHI TV 5:30	4
5 STL TV 6:00	6	7	8 ANA TV 7:00	9	10	11 TB ★ TV 7:00
12 EDM TV 5:00	13	14	15 CBJ TV 7:00	16	17	18 TOR ★ TV 4:00
	20 STL TV 5:00	21	22 DET TV 4:00	23 CB TV 4:00	24	25
26 EDM TV 6:00	27	28 PHI TV 7:00	29	30	31 DAL TV 5:00	

FEBRUARY

SUN	MON	TUE	WED	THU	FRI	SAT
		1 DAL TV 5:30	2 PHX TV 6:30	3	4 CHI TV 7:00	5
6	7 OTT TV 7:00	8	9 ANA TV 7:00	10	11	12 CGY ★ TV 7:00
13	14 STL TV 5:00	15 MIN TV 5:00	16	17 NSH TV 5:00	18	19 DAL TV 7:00
20	21	22 MTL ★ TV 7:00	23	24 STL TV 7:00	25	26 BOS ★ TV 7:00
27	28					

APRIL

SUN	MON	TUE	WED	THU	FRI	SAT
					1	2 EDM ★ TV 7:00
3	4	5 EDM TV 6:00	6	7 MIN TV 7:00	8	9 CGY TV 7:00
10	11	12	13	14	15	16

SCHEDULE SUBJECT TO CHANGE. ALL GAME TIMES ARE PT.
★ INDICATES SUBSEQUENT PRE-SEASON GAMES IN CALGARY (CPH) AND VANCOUVER (VPM)

- ★ PREMIUM GAMES
- FAMILY NIGHT
- RING OF HONOUR NIGHT
- RAISE A READER
- ARMED FORCES NIGHT
- SUPERSKILLS
- MARKUS HASLUND NIGHT
- COACHING DAY IN BC

1	Table of Contents
2	Company Directory
4	Canucks Ticket Information
6	Rogers Arena
7	Francesco, Roberto and Paolo Aquilini
8	Mike Gillis, Victor de Bonis
9	Canucks Sports & Entertainment Executive
10	40th Season Anniversary
11	THE CANUCKS
12	Lorne Henning, Laurence Gilman
13	Stan Smyl, Dave Gagner, Dave Babych
14	Alain Vigneault
15	Rick Bowness
16	Newell Brown, Darryl Williams, Roland Melanson
17	Roger Takahashi, Glenn Carnegie, Bryan Marshall
18	Ron Delorme, Thomas Gradin, Scouting Staff
20	Training and Medical Staff
22	Community Partnerships
26	Canucks Alumni
28	Henrik Sedin, NHL Awards
29	THE PLAYERS
78	Manitoba Moose
80	In the System
91	2009.10 STATISTICAL REVIEW
92	2010.11 Training Camp Roster
94	2009.10 Canucks Scoring
96	2009.10 Season Summary
97	2009.10 Schedule and Results
99	OPPONENTS
131	SEASON-BY-SEASON HISTORY
173	ALL-TIME RECORDS
174	All-Time Roster
177	All-Time Uniform Numbers
179	All-Time Draft Selections
183	All-Time Trades
188	On This Day in Canucks History
199	Canucks Awards
200	NHL Awards, NHL All-Stars
201	Regular Season Monthly Records
202	Season Openers/Home and Road
204	Season-By-Season Records/Home and Road
205	Attendance Records
206	Coaching Records
207	General Managers, Canucks Captains, Regular Season Record in Overtime Games
210	Regular Season Record in Shootout Games
211	All-Time Scoring
214	All-Time Player Records
217	All-Time Penalty Shots
218	Canucks/Opponent Shutouts
221	Hat Tricks

223	All-Time Team Records
225	All-Time Individual Season Records
227	PLAYOFFS
228	All-Time Opponents
229	All-Time Results
230	All-Time Shutouts
231	All-Time Coaching, Penalty Shots, Scoring
233	All-Time Playoff Records
235	NATIONAL HOCKEY LEAGUE
236	League Directory
237	Team Directory
238	2009.10 NHL Standings & NHL Leaders
239	2009.10 NHL Awards
240	2010.11 NHL Critical Dates
241	How To Figure
243	MEDIA SERVICES
244	Media Guidelines
245	Media Services
246	Media Relations Department
247	Canucks Broadcasters
249	CANUCKS STAFF

MEDIA GUIDE CREDITS

Editors	Ben Brown
	Stephanie Maniago
	Jen Rollins
	TC Carling
Media Guide Design & Production	Leah Browne
Editorial Assistant	Ryanne Johnson
Special thanks to Randy Robles, Bob Waterman	
	& Elias Sports Bureau, David Marchak
Photography	Jeff Vinnick
	Getty Images
Printing	Hemlock Printers Ltd.

COPYRIGHT 2010.11 VANCOUVER CANUCKS

The information contained in this publication was compiled by the Vancouver Canucks and is provided as a courtesy to our fans and the media and may be used only for personal or editorial purposes. Any commercial use of this information is prohibited without the prior written consent of the Vancouver Canucks.

VANCOUVER CANUCKS

Home Ice.....	Rogers Arena
Address.....	800 Griffiths Way
.....	Vancouver, British Columbia V6B 6G1
Telephone.....	604.899.4600
Fax.....	604.899.4640
Website.....	www.canucks.com
Rink Dimensions.....	200 Feet by 85 Feet
Club Colours.....	Blue, white and green
Seating Capacity.....	18,860
Minor League Affiliations.....	Manitoba Moose (AHL)
.....	Victoria Salmon Kings (ECHL)
Radio Affiliation.....	Team 1040
Television Affiliation.....	Rogers Sportsnet
Media Relations Hotline.....	604.899.4995
Media Relations Fax.....	604.899.4640
Ticket Information & Customer Service.....	604.899.4625
Information Line.....	604.899.4600

EXECUTIVE DIRECTORY

Chairman & Governor, NHL.....	Francesco Aquilini
Alternate Governor, NHL.....	Roberto Aquilini
Alternate Governor, NHL.....	Paolo Aquilini
President & General Manager,	
Alternate Governor, NHL.....	Mike Gillis
Chief Operating Officer &	
Alternate Governor, NHL.....	Victor de Bonis
Executive Vice President, Sales & Service.....	Trent Carroll
Vice President, Player Personnel &	
Assistant General Manager.....	Lorne Henning
Vice President, Hockey Operations &	
Assistant General Manager.....	Laurence Gilman
Vice President & General Manager,	
Arena Operations.....	Harvey Jones
Vice President & General Counsel.....	Chris Gear
Vice President, Finance & CFO.....	Todd Kobus
Vice President, Communications &	
Community Partnerships.....	TC Carling
Vice President, Marketing & Game Presentation.....	Ali Gardiner
Executive Office Manager.....	Cheryl Loveseth

HOCKEY OPERATIONS

President & General Manager,	
Alternate Governor, NHL.....	Mike Gillis
Executive Assistant.....	Joan Stobbs
Vice President, Player Personnel &	
Assistant General Manager.....	Lorne Henning
Vice President, Hockey Operations &	
Assistant General Manager.....	Laurence Gilman
Senior Advisor to the General Manager.....	Stan Smyl
Head Coach.....	Alain Vigneault
Associate Coach.....	Rick Bowness
Assistant Coach.....	Newell Brown
Assistant Coach, Video.....	Darryl Williams
Goaltending Coach.....	Roland Melanson
Strength & Conditioning Coach.....	Roger Takahashi
Skill Coach.....	Glenn Carnegie
Director, Player Development.....	Dave Gagner
Defence Consultant, Player Development.....	Dave Babych
Director, Sport Sciences.....	Dr. Len Zaichkowsky
Strength & Conditioning Coach - Prospects.....	Bryan Marshall
Head Coach, Manitoba Moose.....	Claude Noel
Assistant Coach, Manitoba Moose.....	Keith McCambridge
Vice President, Communications &	
Community Partnerships.....	TC Carling
Director, Media Relations & Team Operations.....	Ben Brown
Manager, Media Relations & Publications.....	Stephanie Maniago
Coordinator, Media Relations & Publications.....	Jen Rollins
Director, Community Partnerships.....	Alex Mitchell

Manager, Hockey Development & Alumni Liaison.....	Rod Brathwaite
Coordinator, Community Partnerships.....	Tara Clarke
Coordinator, Community	
Partnerships & Education.....	Jessica Hoffman
Coordinator, Community Partnerships &	
Mascot Liaison.....	Paul Buckley

SCOUTING STAFF

Chief Scout.....	Ron Delo me
Associate Chief Scout.....	Thomas Gradin
Director of Player Personnel.....	Eric Crawford
Professional Scouts.....	Lucien DeBlois
.....	Lars Lindgren
.....	Don Granato
.....	Brett Henning
.....	Neil Komadoski
.....	Jonathan Bates
Amateur Scouts.....	Judd Brackett
.....	Brian Chapman
.....	Sergei Chibisov
.....	Ken Cook
.....	Mike Gerrits
.....	Inge Hammarstrom
.....	Ted Hampson
.....	Frank Kollar
.....	T.M. Lenardon
.....	Dan Palango
.....	Richard Rose
.....	Harold Snepsts
.....	Darrell Young
Director of Hockey Administration.....	Jonathan Wall
Scouting Coordinator.....	Mike Brown

MEDICAL & TRAINING STAFF

Head Medical Trainer.....	Mike Burnstein
Assistant Medical Trainer.....	Jon Sanderson
.....	Dave Zarn
Equipment Manager.....	Pat O'Neill
Assistant Equipment Manager.....	Jamie Hendricks
Trainer's Assistant.....	Brian Hamilton
Game Dressing Room Attendant.....	John Jukich (Visitors)
.....	Ron Shute (Home)
.....	Brian Brumwell (Home)
Team Physician.....	Dr. Bill Regan
.....	Dr. Mike Wilkinson
Team Dentist.....	Dr. Jeffrey Norden
Team Chiropractor.....	Dr. Sid Sheard
Team Optometrist.....	Dr. Alan R. Boyco

BROADCAST

Executive Producer, Broadcast Media.....	Mike Hall
Director, Facilities & In-House Productions.....	Paul Brettell
Senior Multimedia Producer.....	Jason Steensma
Broadcast Business Manager.....	Shannon Baker
Multimedia Producer.....	Gayla Anderson
Canucks TV Reporter.....	Kristin Reid
Production Assistant & Editor.....	Rory McGarry

GAME ENTERTAINMENT & EVENTS

Director, Charitable, Corporate & On Ice Events.....	Karen Christiansen
Manager, Game Entertainment & Events.....	Cam Goudreau
Coordinator, Game Entertainment & Events.....	Rebecca Grant

EVENT SERVICES

Director, Event Services.....	Indira Fisher
Senior Manager, Events.....	Rita Rogers
Manager, Staff Services & Security.....	J.M. Day
Coordinator, Safety & Security.....	Brent Rossington
Manager, Housekeeping.....	Elroy Fernandes
Supervisor, Housekeeping.....	Ag. M. Hasani

Material Handling Coordinator	Stu Cummings
Event Manager	Diana Campbell
.....	Leah Foreman
.....	Janice McLellan
Guest Services & Tour Coordinator	Almira Chow
Staff Services Coordinator (Scheduling)	Chantel Jones
.....	Sabrina Sandbeck
Administrative Assistant, Event Services	Leigh Miles

EVENT SALES & MARKETING

Director, Event Sales & Marketing	Sheena Way
Administrator, Event Sales & Marketing	Dorothy Chausse

BUSINESS DEVELOPMENT

Senior Director, Business Development	David Comuzzi
Director, Business Development – Sales Manager	David Altman
Director, Business Development	James Douglas
.....	Sean Monahan
Interactive Account Manager	Simon Louca
Sales & Service Business Analyst	Albert Yan

SALES & SERVICE ACTIVATION

Director, Sales & Service Activation	Darren Moscovitch
Manager, Sponsorship Activation	Lucas Spata
Manager, Sales Promotions	Bianca Bujan
Manager, Sales Promotions	Susie Turner
Manager, Sales Promotions	Kelly Duran
Account Executive, Sponsorship Activation	Sarah Simpson
.....	Colin Whiteside
Administrative Assistant	Antonia Nassopoulos

CLIENT SERVICE & TICKET OPERATIONS

Director, Client Service & Ticket Operations	Mary Nagy
Manager, Client Service & Ticket Operations	Aysa Martin
Manager, Client Service	Martha Vassos
.....	Clayton Letain
Coordinator, Client Service & Ticket Operations	Sonja Kristiansen
Account Executive, Client Service	Aaqil Kassamali
.....	Kyle Beattie
.....	Katrina Elliott
Ticket Operations Administrator	Chris Wallace
Client Service Representative	Matthew Hopkins

PREMIUM CLIENT SERVICE

Director, Premium Client Service	Deborah Boren
Manager, Premium Client Sales & Service	Lisa McNabb
.....	John MacIntyre
Account Executive, Premium Client Service	Samantha Docking
.....	Rylan Jay
.....	James Moore
.....	Adam Smith
Administrative Assistant,	
Client Service & Ticket Operations	Erin Sc me

ENGINEERING

Director, Engineering	Al Hutchings
Manager, Plant Operations	Mark Wohl
Supervisor, Facility Maintenance	Richard Caschetto
Supervisor, Conversions	Shawn Campbell
Coordinator, Engineering Services	Casey Dalgleish
Assistant Coordinator, Engineering Services	Josh Stevens
Coordinator, Facility Operations	Renee Richardson
Electrician	Kevin Gallivan
.....	Matthew Hryhor
.....	Joe Lund
General Maintenance Worker	Barry Dennison
.....	Bruce Foulds
Building Operator	Steve Caron
.....	David Corlett
.....	Keith Fong

.....	Steven Good
Conversions Crew Leader	Richard Bonnett
.....	Albert Desena
.....	Richard Driver
.....	Ed Yee

FINANCE & ADMINISTRATION

Director, Finance	Aaron Wilson
Controller, Hockey Operations	Patricia Bigonzi
Assistant Controller – Arena	Lauri Shortyk
Corporate Accounting Manager	Heidi Harms
Accountant, Hockey & Canucks for Kids Fund	Sara Klassen
Accountant, Central Services	Kristine Del Rosario
Accountant	Wendy Jovanov
Accounts Receivable Administrator	Diane Sutherland
Accounts Payable Administrator	Kerry Kavanaugh
.....	Satoo Kubodera
Payroll Coordinator	Jackie Hagerty
Payroll Administrator	Sunny Mangat
Administrative Services Manager	Denise Ouang
Central Services Coordinator	Ferdie De Guzman

TECHNOLOGY

Director, Technology	Chip Suttles
Senior Broadcast Technician	Greg Story
Chief Audio Technician	John Riley
Manager, Information Technology	William Cheng
Business & Systems Analyst	Lieane Arabsky
Technical Analyst	Meghan Hewitt Hartley
Systems/Network Analyst	Oliver Prince
Help Desk Coordinator	Russell Purdy

LEGAL

Paralegal Assistant	Perry Bahniwal
---------------------------	----------------

BRAND & CREATIVE

Creative Director	Mark Raham
Manager, Creative Services	Ryan Castle
Senior Graphic Designer	Leah Browne
Graphic Designer	Evan Biswanger
Coordinator, Animation & Display Services	Art Green
Production Coordinator	Annie Chan
Brand & Creative Services Coordinator	Tina Rogers
Brand & Creative Services Assistant	Kelly Ko

HUMAN RESOURCES

Director, Human Resources	Dana Clark
Manager, Human Resources	Karolina May
Human Resources Coordinator	Tenisha Soon Psaid
Administrative Assistant	Nicole Swinden
Receptionist	Lynn Bradley

CANUCKS TEAM STORE

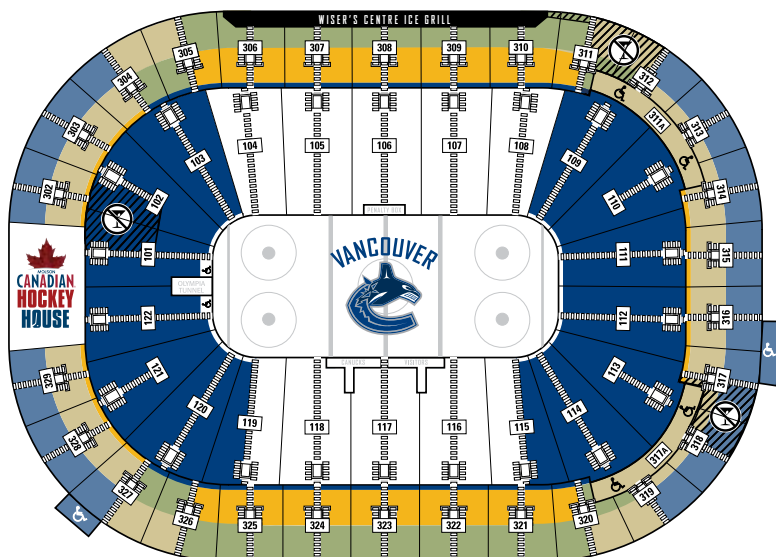
Director, Retail & Consumer Product Marketing	Janeil Mackay
Retail Operations Manager	Michael Menchelli
Retail Buyer & Merchandiser	Jill White
Retail Operations Coordinator	Amber LaFave
Retail Store Manager	Sarah Burgess
Retail Store Manager (Outlet)	Derek Lee
Shipper/Receiver	Jason Callaghan

TRAVEL

Travel Manager	Cathie Moroney
----------------------	----------------

WEB DEVELOPMENT

Director, Website & New Media	Kevin Kinghorn
Website Writer	Derek Jory
Website Developer	Adrian Jones
Website Coordinator	Karen Sum
Social Media Coordinator	Nicole van Zanten



SINGLE GAME TICKETS

PLAZA LEVEL



Limited quantities.
Please inquire.



\$145.00

ROGERS LEVEL 300



\$120.00



\$95.00



\$80.00



\$65.00

604.280.4400
1.800.663.9311

All prices include HST but are subject to applicable service charges



BOOSTER ZONE

Section 101-102, Rows 14-25. No alcohol permitted

♿ Wheelchair seating is available in three different levels, at three different price categories. Please inquire for availability.

- Prices do not apply to premium games. Refer to game schedule for premium dates.
- Tickets available at Ticketmaster Ticket Centres, the Rogers Arena Box Office, ticketmaster.ca/canucks or Charge-By-Phone.

TO JOIN THE BLUE LINE FOR FUTURE TICKET PACKAGES,
PLEASE CALL **604.899.GOAL (4625)**



STAY CONNECTED

FOR THE LATEST
CONTESTS, NEWS,
PHOTOS & MORE!

Follow @VanCanucks on
twitter

Like us on **facebook**
[facebook.com/canucks](https://www.facebook.com/canucks)

Sign up for
**CANUCKS
E NEWS**
[canucks.com/enews](https://www.canucks.com/enews)



ROGERS ARENA

Owned by Canucks Sports & Entertainment, Rogers Arena is home to the Vancouver Canucks of the National Hockey League. Having welcomed more than 21.1 million visitors through its doors since opening in September 1995, it is one of the most active and versatile entertainment venues in North America.

Rogers Arena, located in downtown Vancouver, hosted the world this past year when it became Canada Hockey Place during the 2010 Olympic Winter Games February 12th – 28th, 2010. It became the first arena in Canada to host the home nation's Olympic gold medal winning men's and women's hockey teams.

Recent additions to Rogers Arena include the Best Buy Club; a premiere all inclusive ticket package featuring 176 viewing seats and a luxurious range of amenities offering the total fan experience, a multi-million dollar enhancement to the Vancouver Canucks dressing room, and the construction of a state-of-the-art high definition broadcast facility.

Rogers Arena enhanced the acoustic infrastructure in-arena and throughout the building in 2008. Integrated and installed by Rocky Mountain Production Services, the system features state-of-the-art L'Acoustics line-source speakers, amplifiers and digital signal processors operating on a fiber optics network designed to provide the ultimate fan experience. Complementing the acoustic system is one of the NHL's best video and scoring displays featuring industry-leading Daktronics high resolution ProStar® LED video screens with accompanying ribbon board extending the circumference of the arena's 300-level seating. The main video display is comprised of four LED screens, wrapped by an additional four corner screens, centred between two large circular displays suspended above and below the system. Rogers Arena also features highly-skilled in-house production, lighting and rigging crews and outstanding broadcast capabilities.

Acclaimed for its comfortable seating and superior sightlines, Rogers Arena offers a premiere club seating section and the added privacy and comfort of suite services. Eighty-eight executive suites are available on an annual lease, each with capacity for 20 guests per game or event. Additionally, nine hospitality suites accommodate large or small groups on a per-event basis. The Avaya Champions Club is another all inclusive club that is located on the HSBC Executive level. Offering a great seat for hockey, it also affords ticket holders a great networking environment in an upscale setting. In addition to the Avaya Champions Club, premium dining facilities operated by Aramark include the Captains Club and Brewhouse Grill.

The Canucks Team Store is the official retailer of the Vancouver Canucks and one of the biggest retail spaces in the NHL with a 3800 square foot main store and nine additional locations throughout Rogers Arena. Each location carries a variety of Canucks merchandise for the whole family, including exclusive 40th anniversary apparel, vintage sportswear apparel collections, name and number tees, women's and kids' jerseys, game-worn Canucks jerseys and much more. The Canucks Team Store Outlet is located at the corner of Hastings and Renfrew Streets (#150-2893 East Hastings Street).



AQUILINI INVESTMENT GROUP INC.

Owned and operated by the Aquilini Investment Group since 2004, Canucks Sports & Entertainment is committed to providing a premium fan experience through the hockey club, state of the art Arena and charitable and community initiatives.

The Aquilini Investment Group is a diversified family business founded more than 50 years ago by Mr. Luigi Aquilini. The group is now run by his three sons Mr. Francesco Aquilini, Mr. Roberto Aquilini and Mr. Paolo Aquilini. The Vancouver-based company owns and manages a national real estate portfolio that includes commercial properties, office buildings, hotels, golf courses, and cranberry and blueberry farms, as well as develops and constructs commercial and residential properties.

The Aquilini Investment Group is dedicated to supporting the community including through the team's charitable organization the Canucks for Kids Fund and its programs and partner foundations; Canucks Autism Network (CAN), Canuck Place Children's Hospice, Juvenile Diabetes Research Foundation, BC Children's Hospital Foundation, the Centre for Childhood Research in Diabetes at BC Children's Hospital and the Phoenix Academy for Learning Society (for Autism).



MIKE GILLIS

MIKE GILLIS

**PRESIDENT & GENERAL MANAGER,
ALTERNATE GOVERNOR, NHL**

Born: December 1, 1958

Birthplace: Sudbury, ON

Residence: Vancouver, BC

Family: Wife, Diane; Sons, Max and Spencer; Daughter, Kate

Mike Gillis is the 10th General Manager in the history of the Vancouver Canucks and begins his third season in the club's front office. As President & General Manager, Gillis has led the Canucks to Northwest Division titles in back-to-back seasons and a franchise record tying 49 win season in 2009-10.

Gillis is responsible for the overall strategic direction of Canucks Sports & Entertainment working in partnership with Chief Operating Officer, Victor de Bonis. He provides strategic leadership to the Hockey Operations Department, overseeing the Canucks top minor league affiliates, negotiating player contracts and executing viable, long-term strategies for player growth and development. Over the past two seasons Gillis has secured core players

on the Canucks roster to long-term deals through the 2012-13 season including Dan Hamhuis, Manny Malhotra, Ryan Kesler, Daniel Sedin, Henrik Sedin, Roberto Luongo, Alex Burrows and Alex Edler.

Gillis was selected fifth overall by the Colorado Rockies in the 1978 NHL Entry Draft and played 246 games, recording 76 points (33-43-76) with Colorado and Boston before retiring due to injury. A native of Kingston, Ontario, Gillis earned a law degree from Queen's University, where he later served as a professor of sports law. Prior to joining the Canucks, Gillis enjoyed a successful 15-year career as a NHL player representative.

Gillis is also actively involved in Canucks for Kids Fund initiatives and participates annually in the Canucks Autism Network's "Fishing for Kids" and BC Cancer Foundation's "Ride to Conquer Cancer".



VICTOR DE BONIS

VICTOR DE BONIS

**CHIEF OPERATING OFFICER,
ALTERNATE GOVERNOR, NHL**

Born: May 17, 1966

Birthplace: Vancouver, BC

Residence: Vancouver, BC

Family: Wife, Mary; Daughters, Valentina & Angelica; Son, Victor

Victor de Bonis has been a member of Canucks Sports & Entertainment for 16 years. His experience spans more than two decades in the sports and entertainment and financial industries.

De Bonis was named Chief Operating Officer in March of 2007. Working in partnership with President and General Manager, Mike Gillis, de Bonis is responsible for all facets of business operations both strategically and tactically, while directing the Senior Leadership Team.

De Bonis first joined the Canucks in 1994 as Corporate Controller and was responsible for managing the public company's private placement and the resulting private reorganization of the Vancouver Canucks NHL franchise and a new 18,000 seat multi-purpose arena facility in downtown Vancouver (Rogers Arena, formerly General Motors Place), which opened in September 1995. In 1994 and 1995, de Bonis also managed material term debt financings with Canadian and American financial institutions for General Motors Place and the Vancouver Grizzlies NBA franchise, who played their inaugural season in 1995-96. He was instrumental in the development and institution of the new business strategy for Rogers Arena, the Vancouver Grizzlies and the Vancouver Canucks. In 1998, de Bonis was appointed Chief Financial Officer, during which time he was a key member of the team administering the Vancouver Grizzlies sale transaction and term debt refinancing, including a resulting take-out and financial institution replacement in 2000. In addition, de Bonis oversaw enterprise sale transactions in 2005 and 2007.

De Bonis graduated from the University of British Columbia and earned a Bachelor of Commerce Degree in 1989. Directly following graduation, he began his career at KPMG Chartered Accountants in the corporate audit division of the Vancouver branch. De Bonis served in this capacity for four years, auditing private and public companies in the Hospitality, Broadcasting, Mining, Healthcare and Manufacturing industries, before entering his final role with the organization: forensic accounting specialization. In 1992, he became a chartered accountant.

In addition to his professional activities, de Bonis is actively involved with family and community affairs. He and his wife, Mary, have three children. De Bonis currently serves as Vice President on the Canucks for Kids Fund Board.

**TRENT CARROLL**

Executive Vice President, Sales & Service

**HARVEY JONES**Vice President & General Manager,
Arena Operations**CHRIS GEAR**

Vice President & General Counsel

**TODD KOBUS**

Vice President, Finance & CFO

**TC CARLING**Vice President, Communications &
Community Partnerships**ALI GARDINER**Vice President, Marketing & Game
Presentation



It all began 40 years ago to the day. October 9, 1970 marked what would be the beginning of a storied love affair British Columbians would have with a team they could finally call their own: the Vancouver Canucks. The inaugural game, which was broadcast live across Canada, had all the glitz and glam of a Hollywood movie premiere, complete with a red carpet centre ice ceremony with the Stanley Cup featuring BC Premier W.A.C. Bennett, Vancouver Mayor Tom Campbell, Chief Dan George, former Vancouver Millionaires superstar Cyclone Taylor and NHL president Clarence Campbell, alongside the British Columbia Beefeater Band. Since then, the Canucks have hosted everyone from Wayne Gretzky to the Queen of England.

The Vancouver Canucks 40th Anniversary, presented by Chevrolet, HSBC Bank Canada, Playnow.com and Save-On-Foods, is a season long celebration that will honour the most significant Canuck players and events since the inception of the team.

Throughout the 2010.11 hockey season, the Vancouver Canucks, alongside their fans, will celebrate the 40-year history of the franchise on each game night. The history of the franchise will be re-told through the 40 Stories-40 Nights initiative, allowing the club to engage its fans in-arena, online, on television and in print publications with the lasting memories that we all share as Canucks fans.

A Ring of Honour will also be launched this season and is intended to celebrate and salute Canuck heroes who have made

a lasting impact on the franchise. This ongoing initiative will see four members inducted this season beginning on Tuesday, October 26th when the Canucks host the Colorado Avalanche. The first to be inducted in the Ring of Honour will be the Canucks first captain, former Head Coach and an active member of the Canucks Alumni, Orland Kurtenbach. Each Ring of Honour Night will include an on-ice presentation, a video tribute and the unveiling of a permanent in-arena display.

The Vancouver Canucks will retire longtime captain Markus Naslund's #19 to the rafters at Rogers Arena on Saturday, December 11th when the Canucks host the Tampa Bay Lightning. Naslund retired from the NHL following the 2008.09 season as the Canucks all-time leader in points with 756. Naslund played 12 of his 15 NHL seasons in a Canucks uniform and was the captain between 2000.01 and 2007.08. In a Canucks uniform, Naslund led the team in scoring for a club record seven seasons, scored 30 or more goals six different times and enjoyed three consecutive seasons with 40 or more goals.

A number of additional surprises will be unveiled throughout the season to make every game this season at Rogers Arena unique and memorable. It will be a year to reminisce and celebrate and to look forward as the new team takes to the ice. It will be a season forever remembered by Canucks fans – there won't be a night one will want to miss.



THE CANUCKS



LORNE HENNING

LORNE HENNING

VICE PRESIDENT, PLAYER PERSONNEL & ASSISTANT GENERAL MANAGER

Born: February 23, 1952

Birthplace: Melfort, SK

Residence: Irvine, CA

Family: Wife, Cathye; Sons, Brett & Garrett; Daughter, Marissa

Lorne Henning was named Vice President, Player Personnel & Assistant General Manager on September 3, 2008. Henning first joined the Canucks organization as a Professional Scout, bringing 28 years of professional playing and coaching experience at the NHL level and four Stanley Cup Championship rings. Prior to being named Assistant General Manager, Henning held the position of Director, Player Personnel for three years. As Vice President, Player Personnel and Assistant General Manager, Henning works closely with Mike Gillis on all player evaluations, trades and free agent signings. Additionally, he is responsible for the club's professional scouting in North America

and Europe and acts as the primary liaison between the Canucks minor league affiliates.

Henning joined the Canucks in September 2005 after having worked as an Assistant Coach with the Mighty Ducks of Anaheim from 2002 to 2004. Henning's extensive NHL career both as a player and coach saw him play nine years with the New York Islanders (1972-81) and work as an Assistant Coach and Head Coach for 19 seasons. Henning was a member of the New York Islanders Stanley Cup Championship teams as a player in 1979.80 and 1980.81 then as an Assistant Coach in 1981.82 and 1982.83. The four-time Stanley Cup winner worked alongside former Islanders Head Coach and Hockey Hall of Famer, Al Arbour as an Assistant Coach.

Drafted 17th overall in the 1972 NHL Amateur Draft, Henning spent his entire professional hockey playing career with the New York Islanders. The Saskatchewan native played 543 career games with the Islanders before retiring a back-to-back Stanley Cup Champion following the 1980.81 season. He joined the coaching fraternity the following year as Islanders Assistant Coach and achieved similar success helping lead the club to another two Stanley Cup Championships. Henning continued on to an 18-year NHL career behind the bench, including coaching assignments with the North Stars, Blackhawks and Mighty Ducks. During the 1985.86 and 1986.87 seasons, Henning served as the Head Coach for the Minnesota North Stars and was Head Coach of the New York Islanders in the 1994.95 season.



LAURENCE GILMAN

LAURENCE GILMAN

VICE PRESIDENT, HOCKEY OPERATIONS & ASSISTANT GENERAL MANAGER

Born: January 6, 1965

Birthplace: Winnipeg, MB

Residence: Vancouver, BC

Family: Wife, Michelle; Son, Tyler; Daughter, Samantha

Laurence Gilman was named Vice President, Hockey Operations & Assistant General Manager in 2008. Gilman first joined the Canucks as Director, Hockey Administration on May 5, 2008 after 13 years with the Phoenix Coyotes/Winnipeg Jets organization. In his role as Vice President, Hockey Operations & Assistant General Manager, Gilman is the chief negotiator of all player contracts and the head of amateur scouting. Gilman oversees the development and implementation of the Hockey Operations budget including: player contract negotiation, player transactions and salary arbitration. Gilman is also responsible for the administration and application of the NHL Collective Bargaining Agreement and the development of the club's strategic salary cap plan.

Prior to joining the Canucks, Gilman worked with the Coyotes/Jets organization most recently serving as the club's Senior Vice President & Assistant General Manager for five seasons from 2002 to 2007. Gilman also served as General Manager of the San Antonio Rampage, the Coyotes primary developmental affiliate in the American Hockey League (AHL). In this capacity he oversaw the hockey operations of the Rampage franchise, developed and implemented the Coyotes' hockey operations department budget, negotiated player contracts, salary arbitration, player transactions, and scouting as well as the administration and application of the NHL's Collective Bargaining Agreement.

Gilman spent three seasons as the Coyotes Director of Hockey Operations prior to being named Assistant General Manager. Before that, he served four seasons with the club in various capacities including Director of Hockey Administration and Legal Counsel.

Gilman graduated from the University of Winnipeg in 1991 then attended the University of North Dakota School of Law. He received his Juris Doctorate in 1994 and was admitted to the State Bar of Minnesota in 1995.

STAN SMYL

SENIOR ADVISOR TO THE GENERAL MANAGER

Born: January 28, 1958

Birthplace: Glendon, AB

Residence: West Vancouver, BC

Family: Wife, Jennifer; Son, Spencer; Daughters, Julian and Natalie

Smyl has spent his entire professional hockey career with the Canucks organization and now serves as Senior Advisor to the General Manager. In his role, Smyl works closely with General Manager, Mike Gillis, on a number of initiatives in the Hockey Operations Department, while continuing his responsibilities for scouting and evaluating the collegiate game in North America. Smyl began his career with the Canucks as a player, then coach and most recently worked in a Player Development capacity.

Smyl retired as a player on July 3, 1991 and was hired as a Canucks Assistant Coach on the same day. He served in the assistant capacity until June 18, 1999, when he was named Head Coach of Vancouver's top affiliate, the Syracuse Crunch (AHL). The 2000.01 season saw Smyl and the Canucks minor league team move to Kansas City (IHL), then to Manitoba (AHL) where Smyl was Head Coach for four seasons.

Often described as the "heart and soul" of the Canucks during his playing career, Smyl turned skeptics into believers by establishing team records for games played (896), goals (262), assists (411) and points (673). This combined with a feisty, hard-nosed style of play saw him lead Vancouver in goals (31), assists (47), points (78) and penalty minutes (204) in the 1979-80 season.

Three times named Canucks MVP, Smyl served the longest term as team captain (1982-90) in franchise history. He received the highest honour awarded by a club on Nov. 3, 1991 when the Canucks retired his No. 12 jersey, raising it to the rafters in the Canucks' former home, the Pacific Coliseum.



STAN SMYL

DAVE GAGNER

DIRECTOR, PLAYER DEVELOPMENT

Born: December 11, 1964

Birthplace: Chatham, ON

Residence: London, ON

Family: Wife, Jo-Anne; Son, Sam; Daughters, Jessica and Renee

Dave Gagner joined the club as Director, Player Development on June 19, 2008 and is responsible for working with Vancouver's drafted and young players to assist in their continued growth as professionals.

Gagner spent the previous two years as an Assistant Coach with the London Knights of the Ontario Hockey League. In addition to his work with the Knights, Gagner built his own player development centre in London to assist players from minor and college hockey in taking the next step in their careers. Gagner's son Sam was the sixth overall selection in the 2007 NHL Entry Draft by the Edmonton Oilers.

The Chatham, Ontario, native played 946 NHL regular season games with seven teams including the Canucks in 1998-99. In 946 games over 15 seasons, Gagner recorded 719 points (318-401-719) and 1,016 penalty minutes. Gagner was the 12th overall selection in the first round of the 1983 NHL Entry Draft by the New York Rangers.



DAVE GAGNER

DAVE BABYCH

DEFENCE CONSULTANT, PLAYER DEVELOPMENT



DAVE BABYCH



ALAIN VIGNEAULT

ALAIN VIGNEAULT

HEAD COACH

Born: May 14, 1961

Birthplace: Quebec City, QC

Residence: Vancouver, BC

Family: Daughters, Andreane & Janie

Alain Vigneault is the 16th Head Coach in Vancouver Canucks history. Since his appointment on June 20, 2006, Vigneault has led the Canucks to a Northwest Division title and postseason berth three times in four seasons with the club. Vigneault's combined regular season record (182-114-32) represents the most successful winning percentage (0.604) by a Vancouver Head Coach, while his 182 career wins rank second all-time in franchise history.

In 2009/10 Vigneault guided the club to a 49-28-5 record, tying a franchise wins record set in his first season as Canucks Head Coach (2006/07). He also led the club to its second consecutive Northwest Division title and the third highest points total (103) in franchise history.

Vigneault's inaugural season with Vancouver was the also the club's most successful regular season to date. The Canucks set franchise records for wins (49), points (105) and captured the Northwest Division title, earning a playoff berth for the first time since 2003/04. In recognition of these significant achievements, Vigneault was presented with the Jack Adams Award as NHL Coach of the Year at the 2007 NHL Awards in Toronto.

Vigneault previously served as Head Coach of the Montreal Canadiens from 1997-2001, becoming the organization's second youngest coach in club history at the age of 36. He compiled an NHL record of 109-118-35-4, reaching the Eastern Conference Semi-Finals during his first season behind the Canadiens bench and was nominated for the Jack Adams Award, following the 1999/00 season.

Vigneault joined Vancouver from the club's AHL affiliate, the Manitoba Moose, where he led the team to within one game of the conference finals. In the 2005/06 season, his first season as Head Coach with the Moose, Vigneault guided the club to a 44-24-7 record.

Prior to joining the Moose, Vigneault spent 10 seasons as Head Coach in the QMJHL with Trois-Rivières, Hull, Beauport and PEI. In 1988, Vigneault led the Olympiques to the Memorial Cup and was subsequently named CHL Coach of the Year. He has been honoured as coach of the QMJHL's Second All-Star team on three separate occasions.

Vigneault has also achieved success on the international stage. He served as an Assistant Coach with Canada's National Junior Team in 1989 and 1991, winning a gold medal at the 1991 World Junior Championships in Saskatoon.

The Quebec-native began his career in the NHL playing for the St. Louis Blues from 1981 to 1983. Drafted by the Blues in the eighth round, 167th overall in the 1981 Entry Draft, the defenceman recorded two goals, five assists and 82 penalty minutes in his NHL career. Vigneault went on to serve as a scout for the Blues for two seasons and as an Assistant Coach for the Ottawa Senators from 1992 to 1996.

ALAIN VIGNEAULT'S HEAD COACHING RECORD

SEASON	TEAM	LEAGUE	GC	W	L	T	OT	PCT
1986.87	Trois Rivières Draveurs	QMJHL	70	28	40	2	0	.414
1987.88	Hull Olympiques	QMJHL	70	43	23	4	0	.643
1988.89	Hull Olympiques	QMJHL	70	40	25	5	0	.607
1989.90	Hull Olympiques	QMJHL	70	36	29	5	0	.550
1990.91	Hull Olympiques	QMJHL	70	36	27	7	0	.564
1991.92	Hull Olympiques	QMJHL	70	41	24	5	0	.621
1995.96	Beauport Harfangs	QMJHL	31	19	7	5	0	.694
1996.97	Beauport Harfangs	QMJHL	70	24	44	2	0	.357
1997.98	Montreal Canadiens	NHL	82	37	32	13	0	.530
1998.99	Montreal Canadiens	NHL	82	32	39	11	0	.457
1999.00	Montreal Canadiens	NHL	82	35	34	9	4	.506
2000.01	Montreal Canadiens	NHL	20	5	13	2	0	.300
2003.04	P.E.I. Rocket	QMJHL	70	40	19	5	6	.650
2004.05	P.E.I. Rocket	QMJHL	70	24	39	7	0	.393
2005.06	Manitoba Moose	AHL	80	44	24	—	7	.633
2006.07	Vancouver Canucks	NHL	82	49	26	7	—	.640
2007.08	Vancouver Canucks	NHL	82	39	33	10	—	.536
2008.09	Vancouver Canucks	NHL	82	45	27	10	—	.610
2009.10	Vancouver Canucks	NHL	82	49	28	5	—	.628
VANCOUVER TOTALS			328	182	114	32	—	.604
NHL TOTALS			594	291	232	67	4	.550

RICK BOWNESS

ASSOCIATE COACH

Born: January 25, 1955

Birthplace: Moncton, NB

Residence: Vancouver, BC

Family: Wife, Judy; Sons, Ricky & Ryan; Daughter, Kristen

Rick Bowness, 55, enters his fifth season as a member of the Vancouver Canucks coaching staff and 21st NHL season in a coaching capacity. Bowness joined the Canucks from the Phoenix Coyotes where he served as Assistant Coach for six years; Bowness assumed head coaching duties on an interim basis in 2003.04. Prior to joining the Coyotes, Bowness was a member of the New York Islanders coaching staff for three seasons.

The Moncton, New Brunswick-native has held the position of Head Coach for five NHL teams: the Winnipeg Jets (1988.89), Boston Bruins (1991.92), Ottawa Senators (1992-96), New York Islanders (1996-98) and Phoenix Coyotes (2003.04). In addition to his NHL coaching experience, Bowness was also a player/coach for the Sherbrooke Jets (1982.83), Head Coach and General Manager of his hometown Moncton Hawks (1987) and Head Coach of the Maine Mariners (1989-91) of the AHL.

Prior to his coaching career, Bowness played seven seasons (1975-82) in the NHL as a right wing with Atlanta, Detroit, St. Louis and Winnipeg. He saw action in 173 games, recording 55 points (18-37-55) and 191 penalty minutes. Bowness was originally drafted by the Atlanta Flames in the second round, 26th overall, of the 1975 NHL Amateur Draft.

Bowness began his career in coaching with the American Hockey League's Sherbrooke Jets as a player/coach during the 1982.83 season. He served the next four seasons (1983.84 to 1986.87) as an Assistant Coach for the Winnipeg Jets before returning to his hometown in 1987 as the Coach and General Manager of the Moncton Hawks, the Jets AHL developmental team. In February 1989, Bowness had his first NHL head coaching stint when he took over as interim Head Coach of the Jets for the final 28 games (8-17-3) of the 1988.89 season.

The following season, Bowness joined the Boston Bruins organization, coaching the AHL's Maine Mariners for two seasons before assuming the head coaching duties for the Bruins in 1991.92. Bowness coached the Bruins to a 36-32-12 record in 1991.92, his best season as a Head Coach. In his only year with Boston, he led the Bruins to the Prince of Wales (Eastern Conference) Finals, losing 4-0 to the eventual Stanley Cup Champion Pittsburgh Penguins.

Bowness was then named the first Head Coach of the Ottawa Senators on June 15, 1992. In three and a half seasons (1992.93 to 1995.96) with the expansion franchise, Bowness finished with a record of 39-178-18. Despite the tough times, Bowness was highly regarded for his positive style and was credited for the development of many of the Senators young stars. Bowness remained behind the Senators bench until November 20, 1995, becoming only the second coach in NHL history to head an expansion team through its first three seasons.

He was then hired by the Islanders on December 30, 1995 and worked two seasons as an Associate Coach. Bowness took over the head coaching duties of the Islanders on January 23, 1997 and led the club to a 16-18-3 record. The following year, in his first full season as the Islanders' Head Coach, he guided the team to a 22-32-9 record in 63 games before being replaced on March 11, 1998. Bowness was instrumental in the development of many of the Islanders young players.

Rick and his wife Judy have three children: Ricky, Ryan and Kristen. Rick's son Ryan was drafted by the Columbus Blue Jackets in the eighth round (236th overall) of the 2001 Entry Draft, and currently works for the Atlanta Thrashers. Rick's son Ricky currently works with the St. John Sea Dogs.



RICK BOWNESS



NEWELL BROWN

NEWELL BROWN

ASSISTANT COACH

Born: February 14, 1962
Birthplace: Cornwall, ON
Residence: Vancouver, BC
Family: Wife, Lori; Son, Adam; Daughter, Erika

Newell Brown was named an Assistant Coach on August 3, 2010. Brown joins the club after spending the past five seasons as Assistant Coach with the Anaheim Ducks. He has also worked as Assistant Coach for the Columbus Blue Jackets and Chicago Blackhawks over a 13-year NHL coaching career. Prior to joining the NHL ranks, Brown spent four seasons as Head Coach of the Adirondack Red Wings, Detroit's AHL affiliate. He also served as Head Coach of Michigan University from 1990-92 and was an Assistant at Michigan State from 1986-90.

Brown's playing career included two seasons with the Cornwall Royals, where he helped the Royals win the Memorial Cup in 1979. Drafted by Vancouver 158th overall in the 1982 NHL Entry Draft, Brown spent one year in the Canucks organization playing for Fredericton (AHL) and Muskegon (IHL) before captaining the Canadian National Team in 1985-86.



DARRYL WILLIAMS

DARRYL WILLIAMS

ASSISTANT COACH, VIDEO

Born: February 29, 1968
Birthplace: Labrador City, NF
Residence: Vancouver, BC
Family: Wife, Nancy; Son, Ben; Daughter, Sophia

Darryl Williams enters his third season with the Canucks after being named Assistant Coach, Video on August 12, 2008. Williams joined the Canucks from the St. John's Fog Devils of the QMJHL, where he worked the past four seasons as Associate Coach, Video Coordinator and Strength & Conditioning Coach. Prior to joining St. John's, Williams served in a number of coaching capacities, including head coaching duties with the Kansas City Outlaws of the United Hockey League and Assistant Coach of the Cincinnati Mighty Ducks of the American Hockey League.

The Labrador City, Newfoundland native played 11 seasons in the American Hockey League and International Hockey League, highlighted by a two-game call up to the NHL with the Los Angeles Kings in the 1992-93 season. With his appointment, Williams becomes the first Newfoundland-native to serve in an NHL coaching position in League history.



ROLAND MELANSON

ROLAND MELANSON

GOALTENDING COACH

Born: June 28, 1960
Birthplace: Moncton, NB
Residence: Vancouver, BC
Family: Sons, Mathieu & Benoit

Roland Melanson was named Goaltending Coach on June 22, 2010. Melanson joins the Canucks after working as an Assistant Coach with the Montreal Canadiens from 1997-2009. As part of his role with Montreal, Melanson oversaw the development of all goaltenders in the organization. Prior to this tenure with the Canadiens, Melanson was an Assistant Coach and Goaltending Coach for the QMJHL Moncton Wildcats from 1995 to 1997, following a two-year association with the St. John Flames of the American Hockey League as goaltending consultant (1993 to 1995).

The first goaltender born in New Brunswick to play in the NHL, Melanson played 12 seasons in the League with the New York Islanders, Minnesota North Stars, Los Angeles Kings, New Jersey Devils and Montreal Canadiens. Melanson's impressive career is highlighted by three Stanley Cup championships (1981, 1982 and 1983), and both the William M. Jennings Trophy and a NHL and Second All-Star Team selection in the 1982-83 season. Melanson posted a career record of 129-106-33 and six shutouts in the NHL.

ROGER TAKAHASHI

STRENGTH & CONDITIONING COACH

Born: September 14, 1967

Birthplace: Kamloops, BC

Residence: Surrey, BC

Family: Wife, Cara; Sons, Sami, Max & Calvin

Roger Takahashi enters his eighth season as the Canucks Strength and Conditioning Coach after joining the team in June 2003. His responsibilities include specialized hockey conditioning and nutrition programs in-season and off-season, as well as recovery programs for injured players to ensure they return to the Canucks line-up in top physical condition. In addition to training Canucks players, Takahashi is also responsible for training players with the Canucks top minor league affiliates, the Manitoba Moose of the American Hockey League and players of the Victoria Salmon Kings of the East Coast Hockey League. Takahashi works closely with Vancouver's young prospects to educate them on nutrition and the training commitment required at the elite NHL level.

Takahashi graduated from the University of Waterloo with a Bachelor of Science in Science and a Bachelor of Science in Honours Kinesiology in 1991. He has written articles and given talks regarding injury prevention as well as sports training and has lectured at the university level at both Simon Fraser University and the University of British Columbia. He is actively involved in the Canucks Centre for BC Hockey programs as well as with the Strength and Conditioning Coaches of the NHL.

Takahashi was born and raised in Kamloops and now resides in Surrey with his wife, three sons and their nine dogs. He is a member of the British Columbia Association of Kinesiologists, the Sports Medicine Council of British Columbia, and the National Strength and Conditioning Association as a Certified Strength and Conditioning Specialist.



ROGER TAKAHASHI

GLENN CARNEGIE

SKILL COACH

Born: August 30, 1973

Birthplace: Winnipeg, MB

Residence: Vancouver, BC

Glenn Carnegie enters his second season as Vancouver Canucks Skill Coach. His responsibilities include working on-ice with players and prospects at the NHL and minor league level to continue to develop fundamental hockey skills. Carnegie assists in the conditioning, recovery and nutrition of all players within the organization.

Prior to joining the Canucks, Carnegie worked as Strength and Conditioning Coach with the Manitoba Moose of the American Hockey League, where he was responsible for hockey specific training, off-season conditioning and on-ice sessions with injured players.

Carnegie grew up playing hockey in the AA, AAA and junior system in Manitoba and played professionally in Germany. He received his degree in Exercise and Sport Science from the University of Manitoba and is a Certified Strength and Conditioning Coach through the National Strength and Conditioning Association. He also volunteers and sits on the board of the *Believe in the Goal* foundation, which raises money for cancer research.



GLENN CARNEGIE

BRYAN MARSHALL

STRENGTH & CONDITIONING COACH - PROSPECTS

Born: August 30, 1984

Birthplace: Scarborough, ON

Residence: Scarborough, ON

Bryan Marshall works as the Canucks prospects Strength and Conditioning Coach and assists Roger Takahashi in developing training programs at the prospect level. Marshall consults with, advises and supports Canucks prospects in their physical preparation for professional hockey.

A member of the Canadian National Weightlifting Team, Marshall is a two-time provincial champion and a 2012 Olympic hopeful.



BRYAN MARSHALL



RON DELORME

RON DELORME

CHIEF AMATEUR SCOUT

Born: September 3, 1955
Birthplace: North Battleford, SK
Residence: Vancouver, BC
Family: Wife, Joan; Son, Blair; Daughter, Leah

Ron Delorme is one of the longest-serving members of the Vancouver Canucks. With over 20 years of scouting experience and 210 games played at right wing, Delorme has been a member of the Canucks in some capacity since 1981. Delorme coordinates Vancouver's amateur scouting staff and assembles the Canucks draft selection list. He was named Chief Amateur Scout in August 2000.

Delorme was originally drafted by Denver in the 1975 WHA Entry Draft. His rights were then transferred to the Colorado Rockies in July 1976, after the franchise relocated to the NHL. He played in 314 games for the Rockies from 1976-77 to 1980-81 before he was claimed by Vancouver in the NHL waiver draft in October 1981. Delorme played a large role in the Canucks run to the Stanley Cup Final in 1982 and is probably best remembered by Vancouver fans for his inspirational fight versus Chicago's Grant Mulvey in the Campbell Conference Final.

Delorme played four seasons for the Canucks from 1981-82 to 1984-85, recording 17 goals, 20 assists (37 points) and 383 penalty minutes in 210 games before a knee injury forced his retirement in 1985. In 524 career NHL games, Delorme recorded 83 goals, 83 assists (166 points) and 667 penalty minutes.



THOMAS GRADIN

THOMAS GRADIN

ASSOCIATE CHIEF AMATEUR SCOUT

Born: February 18, 1956
Birthplace: Sollefteå, Sweden
Residence: Vancouver, BC
Family: Son, Adam; Daughters, Linda & Therese

Thomas Gradin was named Associate Chief Amateur Scout after serving 15 years in a scouting capacity with the Canucks. Gradin began scouting for Vancouver as a part-time amateur scout during the 1994-95 season.

Gradin played eight seasons with Vancouver from 1978-79 to 1985-86 and recorded 593 points (209-384-593) in 677 career NHL games.

His final NHL season was spent with the Boston Bruins before Gradin returned to the Swedish Elite League, where he began his professional career, with AIK Solna.

Gradin's playing career with the Canucks was highlighted by a number of achievements. One of the club's first European-born players, Gradin led the Canucks in scoring during the 1980-81 and 1981-82 seasons, was named an NHL All-Star in 1985 and most notably recorded 19 points (9-10-19) in 17 playoff games during Vancouver's Stanley Cup Final run in 1982. In 613 games as a member of the Canucks, Gradin scored 550 points (197-353-550) and ranks fifth on Vancouver's all-time scoring list entering the 2010-11 season. Gradin was originally drafted by the Chicago Blackhawks 45th overall in the 1976 NHL Amateur Draft.



ERIC CRAWFORD

Director of Player Personnel



LUCIEN DeBLOIS

Professional Scout



LARS LINDGREN

Professional Scout



DON GRANATO

Professional Scout



BRETT HENNING
Professional Scout



JONATHAN BATES
Professional Scout



BRIAN CHAPMAN
Amateur Scout



SERGEI CHIBISOV
Amateur Scout



INGE HAMMARSTROM
Amateur Scout



TED HAMPSON
Amateur Scout



FRANK KOLLAR
Amateur Scout



TIM LENARDON
Amateur Scout



DAN PALANGO
Amateur Scout



HAROLD SNEPSTS
Amateur Scout



DARRELL YOUNG
Amateur Scout



JONATHAN WALL
Director of Hockey Administration



MIKE BROWN
Scouting Coordinator

PHOTO NOT AVAILABLE


JUDD BRACKETT Amateur Scout
KEN COOK Amateur Scout
NEIL KOMADOSKI Amateur Scout
MIKE GERRITS Amateur Scout
RICHARD ROSE Amateur Scout



PAT O'NEILL

PAT O'NEILL EQUIPMENT MANAGER

Pat O'Neill joined the Vancouver Canucks in 1988 and enters his 23rd season with the hockey club. Prior to joining the Canucks, O'Neill spent eight seasons as Equipment Manager with the Winnipeg Jets. At the international level, O'Neill has worked with Team Canada several times, most recently at the 2010 Winter Olympic Games in Vancouver, where he helped Canada win gold. O'Neill also worked for Team Canada at the 2004 and 1990 World Championships in addition to the 1996 World Cup. O'Neill has worked in two NHL All-Star Games; 1988 and 1992. On February 14, 2008, O'Neill celebrated a significant career milestone, working his 2,000th NHL game at home versus the Minnesota Wild. O'Neill became the first recipient of the Larry Ashley Award on July 4, 1996, which honours the trainer or equipment manager who best exemplifies the character and commitment to excellence exemplified by Ashley throughout his career. O'Neill is an Executive Board Member of the Society of Professional Hockey Equipment Managers (SPHEM). He has two daughters: Brooklyn (13) and Faith (11).



JAMIE HENDRICKS

JAMIE HENDRICKS ASSISTANT EQUIPMENT MANAGER

Jamie Hendricks enters his 12th season with the Vancouver Canucks. Initially working as a Dressing Room Attendant, Hendricks was promoted to Equipment Assistant in 2001 and in 2005 moved to his current role as Assistant Equipment Manager. Hendricks experienced the game from the unique perspective of a player when at a Canucks Superskills competition, held before a sold-out crowd, he played in goal opposite Alex Auld. A member of SPHEM, Jamie lives in Maple Ridge, BC with his wife Lynse and daughters: Sydney and Kylie.



BRIAN HAMILTON

BRIAN HAMILTON EQUIPMENT ASSISTANT

Brian "Red" Hamilton has been a member of the Vancouver Canucks training staff for eight years and enters his sixth season as Equipment Assistant. Prior to joining the Canucks, Red worked 13 seasons with the BC Lions of the Canadian Football League from 1989 to 2001. His tenure with the Lions included two Grey Cup Championships in 1994 and 2000. A member of SPHEM, Red lives in Cloverdale, BC with his wife Corine and daughter Ashley.

MIKE BURNSTEIN

HEAD ATHLETIC TRAINER

Mike Burnstein enters his 16th year as Head Athletic Trainer with the Vancouver Canucks. Prior to joining the Canucks, Burnstein was Head Athletic Trainer for two seasons with Vancouver's AHL affiliates (Hamilton Canucks & Syracuse Crunch). Burnstein entered the field of Athletic Therapy as a youth gaining experience working with the OHL's Hamilton Steelhawks and assisting at the 1987 and 1991 Canada Cups. Burnstein has worked with Team Canada on several occasions, most recently at the 2010 Winter Olympic Games in Vancouver where he helped Canada win gold. Burnstein has also worked for Team Canada at the 2005, 1999 and 1998 World Hockey Championships. A graduate of Sheridan College, Burnstein is an Executive Board Member of the Professional Hockey Athletic Trainers Society, a certified member of the National Athletic Therapist Association and member of the Canadian Athletic Therapy Association. Mike lives in White Rock, BC with his wife Nicole and children, Abbey and Lukas.



MIKE BURNSTEIN

JON SANDERSON

ASSISTANT ATHLETIC TRAINER

Jon Sanderson enters his 12th year with the Vancouver Canucks Medical Staff. His previous experience includes working for the BC Lions of the Canadian Football League. In 2006, Sanderson was a member of the Team Canada medical staff at the Winter Olympic Games in Torino, Italy. Sanderson graduated from Sheridan College in Oakville, Ontario and the West Coast College of Massage Therapy in Vancouver. He is a certified member of the National Athletic Trainers Association, the Canadian Athletic Therapy Association, Professional Hockey Athletic Trainers Society and a Registered Massage Therapist. Jon lives in Port Coquitlam, BC with his wife Catherine, daughter Kate, son Cooper and dog Jessie.



JON SANDERSON

DAVE ZARN

ASSISTANT ATHLETIC TRAINER

Dave Zarn begins his second year with the Vancouver Canucks Medical Staff after three seasons as Head Athletic Therapist & Strength and Conditioning Coach with the Victoria Salmon Kings of the East Coast Hockey League. Zarn worked in the same capacity with the Okanagan Hockey School/Hockey Academy for three years prior to joining the Salmon Kings. A University of Manitoba graduate, Zarn is a certified member of the Canadian Athletic Therapy Association with Corrective Exercise Specialist training from the National Academy of Sports Medicine. Dave and his wife Ja me live in Vancouver, BC.



DAVE ZARN

MEDICAL STAFF



DR. BILL REGAN
Team Doctor



DR. MIKE WILKINSON
Team Doctor




DR. JEFFREY NORDEN
Team Dentist



DR. SID SHEARD
Team Chiropractor



DR. ALAN R. BOYCO
Team Optometrist



LEN ZAICHKOWSKY
Director Sports Science



CANUCKS FOR KIDS FUND

The Canucks for Kids Fund dedicates resources to assist charities who support children's health and wellness, foster the development of grassroots hockey, and facilitate and encourage education in British Columbia. Thanks to the generosity of our fans, donors, players, employees and sponsor partners, the CFKF has granted over \$31 million to charities in British Columbia over the last two decades serving over 85 different organizations helping them to reach their goals.

Core beneficiaries of grants include: Canuck Place Children's Hospice, which offers specialized care for B.C. children living with life-threatening conditions; the Canucks Autism Network (CAN), which strives to enhance the quality of life for families living with autism in British Columbia; and BC Children's Hospital Foundation for adolescent mental health, diabetes research, gastroenterology and pediatric playroom.

Board of Directors: Paolo Aquilini, President; Victor de Bonis, Vice President; Jamie Pitblado, Treasurer; Pamela Keith; Senator Larry Campbell; Dr. Paula Gordon; TC Carling, Executive Director.

CANUCKS FOR KIDS FUND PARTNERS



CANUCK PLACE CHILDREN'S HOSPICE

The Canucks for Kids Fund supported Canuck Place with a charitable grant of \$1.2 million in the 2009/10 season. Canuck Place Children's Hospice offers specialized care for B.C. children living with life-threatening or life-limiting conditions. The program is unique in that it offers world-class health care within a home-like environment. Services include 24-hour/seven days-a-week nursing and physician support, respite care, end-of-life care, pain and symptom management, school, music and play therapy, recreation opportunities, and counseling services. Since 1995, the Canucks, with the support of the fans, have donated over \$23 million to this wonderful home away from home.



CAN: CANUCKS AUTISM NETWORK

The Canucks Autism Network (CAN) is an independent charitable organization supported by the Canucks for Kids Fund. In 2009/10 the Canucks for Kids Fund generously supported CAN with over \$800,000. CAN provides high quality recreational, sports, social and vocational development programs for individuals and families living with autism and aims to build capacity through community networks across British Columbia.



BC CHILDREN'S HOSPITAL FOUNDATION

The Canucks for Kids Fund shares a strong and remarkable relationship with BC Children's Hospital. Thanks to the generosity of our fans, donors, players, employees and sponsor partners, the Canucks for Kids Fund was able to grant \$150,000 to BC Children's Hospital Foundation this year. These funds supported the Centre for Research in Childhood Diabetes, the construction of an Endoscopy Suite, and the purchase of a Real Time PCR machine and a Code Blue Cart.

The special relationship extends beyond funding. For the past several years, Canuck players, management and employees participate in BC Children's Hospital Foundation's Jeans Day campaign. Also, once a season, all of the Vancouver Canuck players spend an afternoon at BC Children's Hospital, delivering children's books, smiles and warm wishes for patients, families and the nurses and doctors on staff who care for BC's sick and injured children.

2009.10 GRANT RECIPIENTS

The Canucks for Kids Fund proudly supplied grants to the following recipients in the areas of health and wellness, grassroots hockey, and education: Canuck Place Children's Hospice, \$1.2 million; Canucks Autism Network, \$800,000; BC Children's Hospital Centre for Research in Childhood Diabetes, \$150,000; Britannia Community Services for Canucks Family Education Centre literacy programs, \$75,000; Arts Umbrella for the Sarah McLachlan Summer Music Outreach Program, \$60,000 over three years; Phoenix Academy of Learning, \$70,000; CFKF Fit Kids Program, \$40,000; Hockey Canada, \$25,000; Templeton Dream Big Productions, \$20,000; Family Services of Greater Vancouver, \$15,000; YWCA Crabtree Corner, \$10,000; and Vancouver International Children's Festival, \$5,000.

CANUCKS FOR KIDS FUND PROGRAMS



FIN'S FRIENDS

Supported by the Canucks for Kids Fund, the Vancouver Canucks education initiative, Fin's Friends, currently reaches approximately 2,300 classrooms in all the BC school districts serving over 55,000 students around the province. It is a program for primary students (K- to Grade 3) specifically designed to teach the basic elements of character education and social responsibility. In the 2010/11 school year, Fin's Friends will be available to all primary grades in both English and French.



CANUCKS FAMILY EDUCATION CENTRE

The Vancouver Canucks and the Canucks for Kids Fund have committed over \$500,000 to family literacy in BC, forming an alliance with Britannia Community Centre and the Vancouver Sun Raise-a-Reader program. The Canucks Family Education Centre's (CFEC) mandate is to positively impact low literacy levels on Vancouver's east side by providing a coordinated, comprehensive, integrated services approach to family literacy and lifelong learning. The Centre delivers four targeted programs to seven elementary school literacy centres serving over 500 children and families with a combination of both full-time and part-time staff and a number of volunteers.



CANUCKS CENTRE FOR BC HOCKEY

Supported by the Canucks for Kids Fund and in partnership with BC Hockey, the Canucks Centre for BC Hockey is a direct link to over 60,000 minor hockey players throughout BC. The Centre is committed to creating opportunities for grassroots hockey players of all ages, levels and backgrounds by assisting in the development and recognition of female hockey, minor hockey initiation, and the skill improvement of players and coaches. Each year, the Centre programs engage minor hockey players, coaches, and parents the opportunity to visit Rogers Arena and benefit from interaction with the Canucks players, coaching staff and administrators.



EVERY KID'S DREAM

The Vancouver Canucks want to make "Every Kid's Dream" come true. Each home game during the 2010/11 NHL season, the Canucks Centre for BC Hockey in partnership with BC Hockey will host one lucky BC minor hockey player between the ages of eight and thirteen. This minor hockey player will lead their Vancouver Canucks heroes onto the ice pre-game and stand on the ice with NHL stars for the national anthems. Imagine

being centre stage in one of the most celebrated traditions in sport, with 18,860 of the greatest hockey fans in Canada watching. At the Vancouver Canucks we believe in giving back to the hockey community and supporting grassroots development and opportunities.

MINI MINOR HOCKEY PROGRAMS

The Mini Minor Hockey Program provides an exciting opportunity for Novice-aged registered BC Hockey teams to play at Rogers Arena during the intermission of select home games. Last year over 550 minor hockey players, coaches and their families enjoyed the opportunity to shine on the ice.



CANUCKS FEMALE JAMBOREE

In a celebration of the growth of female hockey in BC, the Canucks and BC Hockey host a weekend tournament that provides an opportunity for over 200 female minor hockey players, aged 7-13 of any skill level, to play with their peers from around the province in a fun, fair, and non-competitive environment.



COACHING DAY IN BC

This free, one-day coaching workshop presented by Tim Hortons is attended by over 200 coaches from across the province looking to improve their skills as coaches. The workshop gives minor hockey coaches the opportunity to experience a Canucks game-day practice and hear inspiring words from Canucks Head Coach, Alain Vigneault, Canucks coaching staff, and representatives from BC Hockey and Hockey Canada.



BC HOCKEY TEAM FIRST & PENALTY-FREE CHALLENGE

The Team First initiative is a BC Hockey program that promotes fair play, respect, and teamwork. Hundreds of minor hockey teams submit handwritten entries explaining how their minor hockey team will accomplish one of these initiatives throughout the hockey season. The Penalty-Free Challenge is awarded to two teams that successfully play a penalty-free game. The winning teams receive an on-ice experience at Rogers Arena with an exclusive tour of the arena.



CANUCKS HOCKEY DAY

The Vancouver Canucks, in celebration of CBC's Hockey Day in Canada, host Canucks Hockey Day, a province-wide contest for minor hockey.



VANCOUVER CANUCKS SILVER SKATE AWARDS

The Vancouver Canucks and the Canucks Centre for BC Hockey, along with BC Hockey, are proud to work in partnership on the Annual Silver Skate Awards. The Silver Skate Award is presented to BC Hockey Minor hockey teams who have displayed team work, perseverance and hard work throughout the minor hockey season.



FIRST STRIDES INITIATION PROGRAM

This is a great opportunity for minor hockey Initiation players and coaches to visit Rogers Arena. The emphasis on this one day event is developing skills, having fun, and allowing young players to take their "first strides" in becoming a good person as well as an accomplished athlete. Over 200 children under the age of eight attended the most recent First Strides program.

MINOR HOCKEY WEEK

In celebration of Minor Hockey week in BC, ten lucky minor hockey boys and girls are selected by the Canucks Centre for BC Hockey and BC Hockey to accompany the Vancouver Canucks starting line-up for the opening w-m-up skate and anthem.

CANUCKS FOR KIDS FUND EVENTS



DICE & ICE PRESENTED BY HSBC

Dice & Ice, presented by HSBC, is the team's signature charitable event in support of the Canucks for Kids Fund. Dice & Ice features a funny money casino, silent and live auctions, and a gourmet three-course meal. Last year, the event raised over \$310,000 for the Canucks for Kids Fund. This year the event will take place on February 10, 2011 at the Hyatt Regency Vancouver.



CANUCKS FOR KIDS FUND TELETHON, PRESENTED BY CHEVROLET

The Canucks for Kids Fund Telethon, presented by Chevrolet, is a radio and television telethon. During the 2009/10 NHL season, the CFKF Telethon raised over \$600,000 in phone/online donations and recognition of fundraising events throughout the year. Wives and significant others of the players play a key role by answering phones on the celebrity panel located on the concourse of Rogers Arena during the game.



CANUCKS FOR KIDS FUND 50/50

The Canucks for Kids Fund leads the NHL in charity dollars raised through this program having generated over \$2.5 million in the 2009/10 season. The majority of the funds raised were directed to Canuck Place Children's Hospice, BC Children's Hospital Foundation and the Canucks Autism Network's "We CAN Be Friends" program.



CANUCKS SUPERSKILLS

SuperSkills is hosted each year at Rogers Arena. The competition reveals the winners of the Hardest Shot, Fastest Skater, Pass & Score, Shooting Accuracy, Puck Control Relay, and Breakaway Relay. Canucks players are joined on-ice by minor hockey players who compete alongside the pros in the same skill categories. Last season, with the support of Canucks fans, SuperSkills raised in excess of \$180,000 for the Canucks for Kids Fund, Ronald McDonald House of BC and NHLPA Goals & Dreams Fund for KidSport BC.



JAKE MILFORD CANUCKS CHARITY INVITATIONAL

The entire Canucks roster and over 25 members of the Canucks Alumni play in this charity golf tournament now benefiting both the BC Hockey Benevolent Association (BCHBA) and the Canucks for Kids Fund. Celebrating its 27th anniversary this year, the "Jake" is proudly presented in Jake Milford's memory and in support of the BCHBA. Last season, in September 2009, the tournament helped raise almost \$130,000 for the Canucks for Kids Fund and the BC Hockey Benevolent Association.

CANUCKS FOR KIDS FUND PARTNER CHARITY EVENTS



YVR GOLF FOR KIDS

The YVR Golf for Kids event has been supporting Lower Mainland children's charities since 1991 and the Canucks for Kids Fund is honoured to be one of its primary beneficiaries. In 2009, YVR Golf for Kids raised \$225,000 in net proceeds for donation to children's charities. Of that, \$200,000 was donated to the Canucks for Kids Fund in support of Canuck Place Children's Hospice. No longer just a golf tournament, this event has quickly become one of B.C.'s most popular and successful gala fundraisers, donating over \$15 million to Canuck Place and other children's charities since its inception.



THE SPORTS CELEBRITIES FESTIVAL

The Sports Celebrities Festival is a magical evening saluting the power of the human spirit. It is about young people gaining confidence, acceptance and recognition. Players, alumni and management from the Vancouver Canucks share an evening with Vancouver's business elite and each table's guest of honour is a BC Special Olympics athlete.



RAISE-A-READER

On Raise-a-Reader Day, high profile members of the community including Vancouver Canucks players, coaches, management, and alumni gather on downtown streets and sell copies of a special edition Vancouver Sun newspaper. The purpose of Raise-a-Reader Day is to raise money and awareness for early childhood literacy, literacy support materials, and programs throughout the province, including the Canucks Family Education Centre. The Vancouver Canucks and the Canucks for Kids Fund have granted \$500,000 to CFEC to positively impact low literacy levels on Vancouver's east side. Since 2001, the Vancouver Raise-a-Reader campaign has raised more than \$2 million.

OTHER CANUCKS COMMUNITY PROGRAMS



LUI'S CREASE CLUB

Each season, Roberto Luongo purchases an executive suite and donates the tickets to local children's charities for children who would not otherwise have the opportunity to attend a hockey game. Each child is provided with a Lui's Crease Club t-shirt, food and beverage, Canucks souvenirs and if commitments allow, a post-game visit from Roberto.

TREVOR LINDEN COMMUNITY SCHOLARSHIP

The Trevor Linden Community Spirit Scholarship recognizes four student leaders in the province of British Columbia entering their first year of post secondary education who have excelled in the areas of school and community service, leadership, initiating community development, affecting positive change, mentoring others, personal development and growth, and academic performance. A total of four scholarships of \$2,500 each are awarded to high school students who have the academic skills to successfully enter and complete post secondary education.



DONATIONS IN KIND

The Vancouver Canucks strive to support fundraising events throughout British Columbia by donating team merchandise and memorabilia. The program donates to over 400 fundraising events each season in support of children's health and wellness, education, and grassroots hockey.



CANUCKS TICKETS FOR KIDS

With the support and generosity of Canucks Season Ticket Holders and sponsor partners, this program provides complimentary tickets to select children's charities.



SEVENTH GENERATION CLUB

This program was created to empower British Columbia's First Nations students to strive for excellence by encouraging students to celebrate their native culture, stay in school, make healthy lifestyle choices, and participate in the community. The Canucks have provided thousands of dollars in merchandise to aid in the Club's fundraising efforts and student incentives. In addition, the Canucks also provide content for a Club day mer and a bi-monthly newsletter. The program has successfully reached over 7500 First Nations students annually for nearly ten years.

PROVINCE EMPTY STOCKING FUND

The Vancouver Canucks wives and girlfriends partner with the Province Empty Stocking Fund during the holiday season and host a balloon raffle on the concourse at Rogers Arena during two home games in the month of December. Through the sales of these prize balloons, the wives and girlfriends raised nearly \$10,000 for the Lower Mainland Christmas Bureau in support of needy families during the holiday season.

SCHOLARSHIPS

The Vancouver Canucks Alumni through the BC Benevolent Association offer a number of scholarships each season to deserving students and minor hockey players in recognition of academic achievement and commitment to school and community service. Scholarships include: the Stan Smyl Scholarship – \$3,000, Vancouver Canucks Scholarships – \$750 (three each) and the Vancouver Canucks Community Service Bursary – \$500. The Canucks Alumni also provide the Larry Ashley Scholarship which is valued at \$2,500 per annum for students in the fields of sports medicine or athletic training.



VANCOUVER CANUCKS ALUMNI



ABOUT THE VANCOUVER CANUCKS ALUMNI

Despite the fact that the Vancouver Canucks didn't enter the NHL until 1970, the Alumni group was conceived in 1952 by the Canucks of the Western Hockey League. The alumni began with Hall of Famers Babe Pratt and Cyclone Taylor, who organized a benefit game for a local amateur player whose wife had become seriously ill. This eventually grew into the BC Hockey Benevolent Association (BCHBA) – a registered non-profit society – designed to assist former players and their families who had fallen on hard times. Since that time, the scope of the BCHBA has broadened and over the next four decades, the group has expanded and has raised over \$2 million for charity.

THE ALUMNI AND THE COMMUNITY

Canucks Alumni BCHL Scholarships

For nearly a decade, Orland Kurtenbach, the Canucks original captain, headed up an Alumni committee which provides scholarship opportunities (four per year at \$3,000) for hockey playing youngsters from the BC Junior League to attend the

University of British Columbia. Kurtenbach was a natural to spearhead this initiative, having coached several years in the BCHL with Richmond and Chilliwack. Recently, Kurtenbach handed over the reins to fellow ex-Canuck Gerry O'Flaherty. Over the years, more than 25 young graduates from the BCHL have been awarded Canucks Alumni Scholarships.

Larry Ashley Scholarship

The Canucks Alumni initiated the Larry Ashley Scholarship over 10 years ago. Ashley was a longtime athletic trainer of the NHL Canucks and passed away from cancer in 1995. Widely recognized as a leader in his field, Ashley's name now lives on via the Larry Ashley Scholarship Program. It provides scholarship funds of \$2,500 per year to academically qualified BC students pursuing post-secondary studies in the fields of sports medicine and/or athletic training.

PCHA Scholarships

The Vancouver Canucks Alumni offer a number of scholarships each season to deserving students and minor hockey players in recognition of academic achievement and commitment to school and community service. Canucks scholarships include: the new Stan Smyl Scholarship, Orland Kurtenbach Scholarship, Pat Quinn Scholarship and the Dennis Kearns Scholarship, Vancouver Canucks Alumni Association Scholarship, and the Vancouver Canucks Community Service Bursary.

PLAYING AGAINST VANCOUVER CANUCKS ALUMNI HEROES

Each year the Canucks Alumni team travels throughout British Columbia to participate in charity games with fans from all over the province. The Alumni have travelled to a number of BC cities, including Kitimat, Smithers, Port Hardy, Rossland, Williams Lake, Comox, Victoria and Merritt, to name a few. Slapshots and hitting are no-no's but pretty well everything else goes. Pres-

in-the-face, buckets of water thrown on the opposition bench, bribing the officials, a Superman sighting...all are part of the Alumni's road games. In return for their performances, the BC Hockey Benevolent Society receives expense money for travel or accommodation (if applicable) plus a modest stipend which goes directly into the scholarship maintenance program. Any funds remaining are left in the community in which the game is played and go to minor hockey or other local causes. For more information on bringing the Alumni to your town click or call the Canucks Centre for BC Hockey at 604.899.7770.

What is the Canucks Alumni today?

The Canucks Alumni are a group of over 100 hockey people living mostly in the Lower Mainland. Membership is also extended to alumni living out of the area and the province. The group is unique in that former pros are welcome, not just ex-Canucks. Canucks Alumni have Bill Ranford, Mark Lofthouse and Gary Nylund as card-carrying members, even though they did not play for Vancouver. The bottom line is that the Canucks Alumni have the luxury of being able to ice not just one, but two teams at any given time. This, in part, is a tribute to the city of Vancouver being such a desirable Canadian retirement destination.

ALUMNI PRESIDENT

Gerry "Driller" Sillers was born and raised in Saskatoon where he played junior for the Blades with his longtime buddy Bobby Schmautz. He moved west to attend Simon Fraser University and turned pro with the Western League Canucks in 1968/69. He played four seasons with their AHL affiliate, the Rochester Americans, a team for which Don Cherry both played and coached. He also played briefly with Portland of the WHL. Following his playing career, he became an enthusiastic member of the Canucks alumni organization and in 1989, became its president, a post he still holds.

Canucks Alumni Board:

Gerry Sillers, Bob Murray, Orland Kurtenbach, Mickey McDowell, Bill Ranford, Kirk McLean, Ernie Dougherty, Chris Oddleifson, Dennis Kearns, Dave Cannon.



HENRIK SEDIN

FIRST CANUCK

to ever win the Art Ross and Hart
Trophies in franchise history.

83 ASSISTS

tallied to lead the
League and set a new
franchise record for
most assists in a season.

112

POINTS (29-83-112)

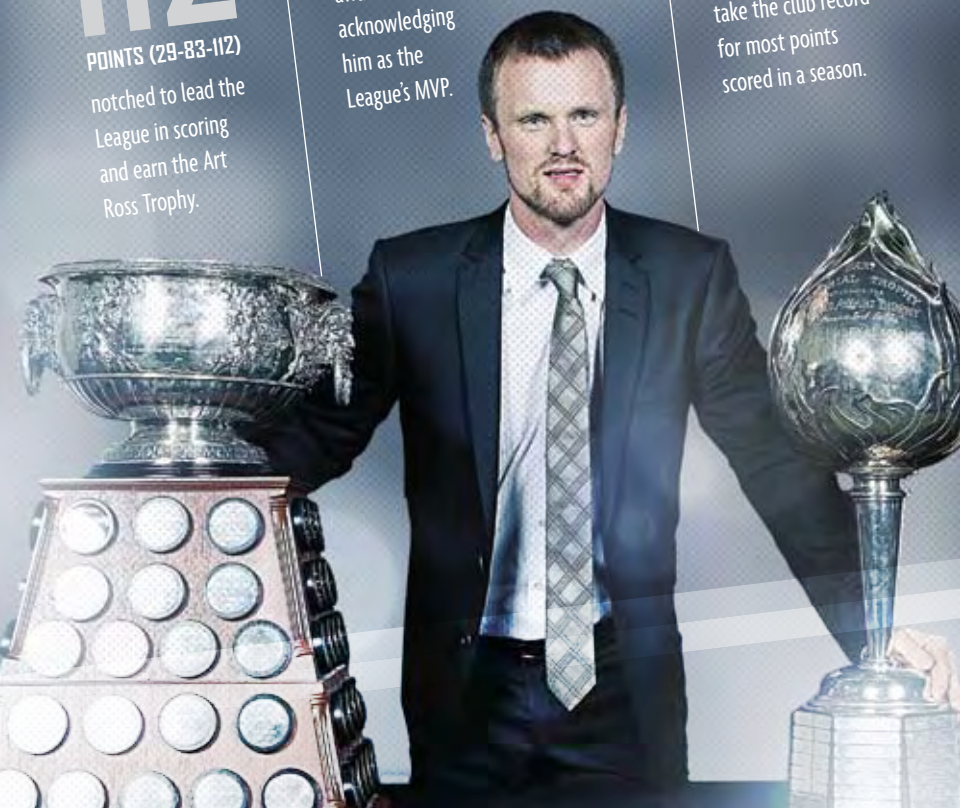
notched to lead the
League in scoring
and earn the Art
Ross Trophy.

06/23/10

marked the day Henrik was
awarded with the Hart Trophy,
acknowledging
him as the
League's MVP.

110 POINTS

recorded by Pavel
Bure in 1992.93 was
surpassed in 2009.10
by Henrik Sedin to
take the club record
for most points
scored in a season.





THE PLAYERS

#41

ANDREW ALBERTS

(AN-droo AL-buhrts)

CAREER STATS

MOST GOALS IN A GAME 1

FIVE TIMES – LATEST APR. 8/10 at SJ

MOST ASSISTS IN A GAME 2

THREE TIMES – LATEST JAN. 30/10 vs CHI

MOST POINTS IN A GAME 2

THREE TIMES – LATEST JAN. 30/10 vs CHI: 0-2-2

HAT TRICKS 0

GAME-WINNING GOALS 0

POWER PLAY GOALS 0

SHORTHANDED GOALS 1

MAR. 12/06 at BUF

OVERTIME POINTS 0-0-0

SHOOTOUT RECORD 0/0

PENALTY SHOT RECORD 0/0


REGULAR SEASON

PLAYOFFS

ALBERTS vs NHL

SEASON	CLUB	LEA	GP	G	A	PTS	PIM	GP	G	A	PTS	PIM
1999.00	Waterloo	USHL	49	2	2	4	55	4	0	0	0	12
2000.01	Waterloo	USHL	54	4	10	14	128	–	–	–	–	–
2001.02	Boston	NCAA	38	2	10	12	52	–	–	–	–	–
2002.03	Boston	NCAA	39	6	16	22	60	–	–	–	–	–
2003.04	Boston	NCAA	42	4	12	16	64	–	–	–	–	–
2004.05	Boston	NCAA	30	4	12	16	67	–	–	–	–	–
	Providence	AHL	8	0	0	0	16	16	1	4	5	40
2005.06	Boston	NHL	73	1	6	7	68	–	–	–	–	–
	Providence	AHL	6	0	1	1	7	–	–	–	–	–
2006.07	Boston	NHL	76	0	10	10	124	–	–	–	–	–
2007.08	Boston	NHL	35	0	2	2	39	2	0	0	0	0
2008.09	Philadelphia	NHL	79	1	12	13	61	6	0	1	1	10
2009.10	Carolina	NHL	62	2	8	10	74	–	–	–	–	–
	Vancouver	NHL	14	1	1	2	13	10	0	1	1	27
VANCOUVER TOTALS			14	1	1	2	13	10	0	1	1	27
NHL TOTALS			339	5	39	44	379	18	0	2	2	37

TEAM	GP	G	A	PTS	PIM
Anaheim	5	0	0	0	2
Atlanta	16	0	3	3	12
Boston	6	0	1	1	7
Buffalo	25	1	2	3	25
Carolina	12	0	3	3	19
Calgary	6	0	1	1	0
Chicago	4	0	3	3	14
Columbus	4	0	1	1	2
Colorado	7	0	0	0	6
Dallas	5	0	0	0	2
Detroit	3	0	0	0	2
Edmonton	3	1	1	2	10
Florida	16	0	2	2	18
Los Angeles	6	0	1	1	2
Minnesota	6	0	1	1	2
Montreal	24	0	3	3	24
New Jersey	20	0	2	2	46
NY Islanders	22	0	2	2	12
NY Rangers	18	0	2	2	10
Nashville	4	0	0	0	15
Ottawa	24	0	1	1	31
Philadelphia	14	0	1	1	15
Phoenix	4	0	0	0	0
Pittsburgh	15	1	2	3	14
St. Louis	3	0	0	0	4
San Jose	6	1	0	1	8
Tampa Bay	17	0	1	1	12
Toronto	26	1	5	6	48
Vancouver	3	0	0	0	0
Washington	15	0	1	1	17

Totals 339 5 39 44 379

DEFENCE	SHOOTS LEFT	6'5"	209 LBS	MINNEAPOLIS, MN	JUN. 30, 1981
---------	-------------	------	---------	-----------------	---------------

NHL FIRSTS

First Game: Oct. 5/05 vs MTL
First Point: Nov. 19/05 vs BUF
First Goal: Mar. 12/06 at BUF

STREAKS

Assists: 4 games Nov. 13-21/08

ACQUIRED

Acquired by Vancouver from Carolina in exchange for a 2010 third-round draft selection, March 3, 2010.

PERSONAL

Attended Boston College where he graduated with a degree in Communications and played alongside current Canuck Cory Schneider...Has played on Team USA with Canucks Ryan Kesler and Keith Ballard on the international stage...Spends the off-season in his native Minnesota.

CAREER HIGHLIGHTS

2009.10: Split the season between Vancouver (1-1-2 in 14 games played) and Carolina (2-8-10 in 62 games played)...Ranked 13th among NHL defencemen with 222 hits...Appeared in his first game and recorded his first point (0-1-1) as a Canuck, Mar. 5/10 at CHI...Acquired on the NHL trade deadline by Vancouver in exchange for a third round pick in the 2010 NHL Entry Draft...Earned two assists, registered three hits, was +2 and was named th rd star of the game, Jan. 30/10 vs CHI...Played his 300th NHL career game and registered six hits, Dec. 23/10 vs MTL...Matched his career high for most assists and points in a single game with a pair of assists, Dec. 18/10 at FLA...Recorded assists in consecutive games, Nov. 11-13/10...Registered his first point of the season (0-1-1), Nov. 6/10. **2008.09:** Played his fourth NHL season and first with Philadelphia after being acquired from Boston on Oct. 13...Established career highs in games played (79), assists (12), points (13) and plus/minus (+6)...Led all Flyers skaters in hits (157) and ranked third on the team in blocked shots (133)...Had a career-high four-game assist and point streak from Nov. 13-21...Was +3 in that four-game span...Made his Flyers debut at PIT (Oct. 14), one day after being acquired from Boston. **2007.08:** Made his NHL postseason debut, skating in two Stanley Cup Playoff contests for the Bruins. **2006.07:** Established career highs in games (76), assists (10) and points (10)...Led the Bruins in penalty minutes with 124...Had points in consecutive games on two occasions: Nov. 28-30 (0-2-2) and Dec. 23-26 (0-2-2)...Missed six games due to shoulder and hamstring injuries. **2005.06:** Played first full professional season with Boston, earning seven points (1-6-7) and 68 penalty minutes in 73 games with the Bruins...Was fourth on the team in penalty minutes (68)...Had points in consecutive games twice: from Mar. 12-14 (1-1-2) and Mar. 21-24 (0-2-2)...Scored his first NHL goal with a shorthanded effort, beating Martin Biron at 14:56 of the second period, Mar. 12 at BUF...Was a healthy scratch for three NHL games, and missed two games with the flu...Had a six-game stint with Providence (Dec. 1-12), totaling one assist and seven penalty minutes. **2004.05:** Had consecutive games played streak snapped at 120 games after suffering a knee injury...Earned Hockey East First Team All-Conference and First Team East All-American honours...Completed his collegiate career with 16 goals, 50 assists (66 points) and 243 penalty minutes in 149 games...Signed a try-out agreement with Providence (AHL) on Apr. 2 at the conclusion of his college season...Played in eight regular-season games in Providence and added five points (1-4-5) in 16 Calder Cup Playoff games for the Bruins. **2003.04:** Was named First Team East All-American and shared Hockey East's Best Defensive Defenceman award...Was named to the Hockey East All-Conference Second Team. **2002.03:** Earned collegiate career highs in goals (6), assists (16) and points (22), skating in 39 games for the Eagles. **2001.02:** Was second among Boston College defencemen in scoring with 12 points (2-10-12) in 38 games during his freshman season.

INTERNATIONAL

World Championships: 2007, 2006.

NHL MILESTONES

100th NHL Game: Dec. 16/06 at FLA
200th NHL Game: Nov. 21/08 at BUF
300th NHL Game: Dec. 23/09 vs MTL

2009.10 GAME BY GAME

Oct. 2	vs PHI	0-0	1/0	14:38
Oct. 3	@ BOS	0-0	0/-2	14:16
Oct. 6	vs TB	0-0	2/0	22:20
Oct. 9	vs FLA	0-0	0/2	19:38
Oct. 10	@ TB	0-0	0/0	16:16
Oct. 14	vs PIT	0-0	2/0	11:39
Oct. 17	@ NJ	0-0	2/0	16:43
Oct. 21	@ NYI	0-0	1/1	18:16
Oct. 23	@ COL	0-0	1/0	16:36
Oct. 24	@ MIN	0-0	0/-1	16:09
Oct. 28	vs STL	0-0	2/-1	14:11
Oct. 31	@ PHI	0-0	0/-1	17:38
Nov. 1	vs SJ	0-0	0/-1	14:34
Nov. 4	@ FLA	0-0	1/0	14:10
Nov. 6	vs TOR	0-1	2/1	15:22
Nov. 7	@ CBJ	0-0	1/-1	9:20
Nov. 11	vs LA	0-1	2/-1	14:53
Nov. 13	vs NYI	0-1	0/1	8:55
Nov. 15	vs MIN	0-0	4/-1	21:27
Nov. 17	@ MTL	0-0	0/1	18:13
Nov. 19	vs TOR	0-0	1/0	16:52
Nov. 21	vs TB	0-0	1/0	14:08
Nov. 23	@ DAL	0-0	0/0	12:30
Nov. 25	@ ANA	0-0	1/-2	11:34
Nov. 27	vs ATL	0-0	0/-1	13:43
Nov. 28	@ BUF	0-0	0/-1	15:37
Nov. 30	vs WSH	0-0	1/0	12:43
Dec. 5	vs VAN	0-0	1/2	18:04
Dec. 7	@ PIT	1-0	1/0	13:14
Dec. 9	@ NJ	0-0	1/0	14:44
Dec. 11	@ WSH	0-0	0/1	16:52
Dec. 12	@ OTT	0-0	0/0	10:48
Dec. 16	vs DAL	0-0	0/0	17:16
Dec. 18	@ FLA	0-2	0/1	10:12
Dec. 19	vs FLA	0-0	0/0	20:27
Dec. 21	vs NYR	0-0	0/1	20:55
Dec. 23	vs MTL	0-0	0/0	18:24
Dec. 26	vs PHI	0-0	1/1	18:00
Dec. 28	@ WSH	0-0	0/0	15:10
Dec. 31	vs NYR	0-0	0/0	11:20
Jan. 2	@ NYR	0-0	0/0	15:20
Jan. 7	@ NSH	0-0	1/0	11:57
Jan. 8	vs COL	0-0	0/0	14:01
Jan. 10	vs OTT	0-0	0/0	12:48
Jan. 12	@ TOR	0-0	0/0	16:14
Jan. 14	@ DET	0-0	0/1	16:10
Jan. 16	vs ATL	0-0	0/-1	13:47
Jan. 18	vs TB	0-0	0/0	9:29
Jan. 21	@ ATL	0-0	1/0	12:42
Jan. 23	@ PHI	0-0	0/0	10:32
Jan. 24	vs BOS	0-0	0/0	18:41
Jan. 27	@ NYR	0-1	0/2	15:32
Jan. 28	vs NYI	0-0	0/0	13:43
Jan. 30	vs CHI	0-2	2/2	16:12
Feb. 1	@ EDM	1-0	2/1	10:35
Feb. 3	@ CGY	0-0	0/0	0:08
Feb. 5	@ BUF	0-0	0/0	14:12
Feb. 6	@ NYI	0-0	0/1	15:19
Feb. 9	vs FLA	0-0	1/1	19:11
Feb. 11	vs BUF	0-0	1/0	16:41
Feb. 13	vs NJ	0-0	2/0	19:06
Mar. 2	@ TOR	0-0	0/1	16:45
ACQUIRED FROM CAROLINA				
Mar. 3	@ DET	DND		
Mar. 5	@ CHI	0-1	0/-1	16:08
Mar. 7	@ NSH	0-0	1/0	18:30
Mar. 9	@ COL	0-0	1/2	16:16
Mar. 10	@ PHX	0-0	0/-1	15:07
Mar. 13	vs OTT	0-0	0/-1	16:25
Mar. 14	vs CGY	0-0	0/0	15:00
Mar. 16	vs NYI	0-0	1/-1	14:31
Mar. 18	vs SJ	DND		
Mar. 20	vs DET	DND		
Mar. 23	@ EDM	DND		
Mar. 24	vs ANA	DND		
Mar. 27	@ SJ	DND		
Mar. 30	vs PHX	0-0	1/2	15:57
Apr. 1	@ LA	0-0	1/-1	18:51
Apr. 2	@ ANA	0-0	0/2	15:33
Apr. 4	vs MIN	0-0	1/-1	16:53
Apr. 6	vs COL	0-0	1/-1	15:29
Apr. 8	@ SJ	1-0	1/-1	20:22
Apr. 10	vs CGY	0-0	4/1	18:53

**KEITH
BALLARD**

CAREER STATS

MOST GOALS IN A GAME

MOST GOALS IN A GAME	2
-----------------------------	----------

DEC. 29/05 vs LA

MOST ASSISTS IN A GAME	4
-------------------------------	----------

JAN. 19/06 vs FLA

MOST POINTS IN A GAME	4
------------------------------	----------

JAN. 19/06 vs FLA: 0-4-4

HAT TRICKS	0
------------	---

GAME-WINNING GOALS

GAME-WINNING GOALS	4
--------------------	---

LATEST APR. 1/10 at BOS

POWER PLAY GOALS	7
------------------	---

LATEST DEC. 31/09 vs MTL

SHORTHANDED GOALS 4

LATEST APR. 3/08 vs DAL

OVERTIME POINTS	1-5-6
-----------------	-------

SHOOTOUT RECORD 0/2

0 GDG

PENALTY SHOT RECORD 0/0



PLAYOFFS

BALLARD vs NHL

SEASON	CLUB	LEA	GP	G	A	PTS	PIM	GP	G	A	PTS	PIM	TEAM	GP	G	A	PTS	PIM
1999.00	U.S. Jr. National	USHL	58	12	21	33	119	-	-	-	-	-	Anahe m	25	2	8	10	33
2000.01	Omaha	USHL	56	22	29	51	168	10	1	6	7	8	Atlanta	14	0	3	3	15
2001.02	Minnesota	NCAA	41	10	13	23	42	-	-	-	-	-	Boston	10	1	1	2	13
2002.03	Minnesota	NCAA	41	12	29	41	78	-	-	-	-	-	Buffalo	10	1	5	6	9
2003.04	Minnesota	NCAA	37	11	25	36	83	-	-	-	-	-	Carolina	14	1	3	4	12
2004.05	Utah	AHL	60	2	18	20	88	-	-	-	-	-	Calgary	13	0	2	2	17
2005.06	Phoenix	NHL	82	8	31	39	99	-	-	-	-	-	Chicago	15	0	2	2	11
2006.07	Phoenix	NHL	69	5	22	27	59	-	-	-	-	-	Columbus	14	1	3	4	17
2007.08	Phoenix	NHL	82	6	15	21	85	-	-	-	-	-	Colorado	15	0	4	4	16
2008.09	Florida	NHL	82	6	28	34	72	-	-	-	-	-	Dallas	26	2	5	7	15
2009.10	Florida	NHL	82	8	20	28	88	-	-	-	-	-	Detroit	13	0	1	1	16
								-	-	-	-	-	Edmonton	12	1	4	5	16
													Florida	2	1	4	5	2
NHL TOTALS			397	33	116	149	403	-	-	-	-	-						

Totals	397	33	116	149	403
--------	-----	----	-----	-----	-----

NHL FIRSTS

First Game: Oct. 5/05 at VAN**First Goal:** Oct. 5/05 at VAN**First Assist:** Oct. 30/05 at ANA

STREAKS

Assists: 4 games Jan. 14-21/06: 7 assists
Points: 5 games Mar. 25 – Apr. 3/06: 1-5-6

HONOURS

NCAA West First All-American Team: 2004

Hobey Baker Memorial Award Finalist: 2004

John Mariucci MVP Award: 2004

WCHA First All-Star Team: 2004, 2003

NCAA West Regional All-Tournament Team: 2003

WCHA Final Five All-Tournament Team: 2003

WCHA All-Rookie Team: 2002

USHL First All-Star Team: 2001

ACQUIRED

Acquired by Vancouver from Florida with Victor Oreskovich on June 25, 2010 in exchange for Steve Bernier, Michael Grabner and a first round Draft pick in 2010.

PERSONAL

Played a number of sports growing up and during high school was an All-Conference selection as a fullback and linebacker playing football and finished as a Conference championship runner-up in golf...If he didn't play hockey, Keith would be interested in being a fishing guide...He spends the summer in Minnesota.

CAREER HIGHLIGHTS

2009.10: Played his third consecutive 82-game season, the fourth of his career...Led Panthers and ranked third in the League in blocked shots (201)...Second on Florida in hits (156)...Fourth on the Panthers in TOI per game (22:24)...Recorded a goal in back-to-back games on Apr. 1 and Apr. 3...Netted a game-winning goal, Apr. 1 at BOS...Registered three assists, Jan. 16 vs TB...Scored first goal of season, Nov. 23 vs PIT...Notched three assists Nov. 18 at BUF. **2008.09:** Was one of two Panthers to play in all 82 games...Second on Florida in hits (172)...Recorded a goal and the 100th point of his NHL career with an assist, Dec. 26 vs TB...Recorded the game-winning goal, Dec. 4 vs BUF...Recorded a career high 18 penalty minutes, Oct. 25 at STL...Recorded three assists Oct. 24 vs SJ...Had a four-game point streak (1-4-5) from Oct. 11-20...Recorded his first goal as a Panther, Oct. 20 at MTL. **2007.08:** Led the Coyotes in hits (169) and blocked shots (162)...Scored the GWG, Dec. 8 at LA...Collected a goal and an assist, Nov. 8 vs DAL. **2006.07:** Ranked second on Phoenix in hits (130) and blocked shots (135) and third in average time on ice (21:59)...Ranked 10th in the NHL in average shifts per game (30.6)...Won Coyotes team award for Hardest Working Player for second consecutive year...Recorded a season-high four-game point streak (1-3-4) from Dec. 14-23. **2005.06:** Among NHL rookies, ranked seventh in assists (31)...second in blocked shots (137) and eighth in hits (120)...Led Coyotes in SHG (3)...Won Coyotes team award for Hardest Working Player...Was co-winner of Coyotes Man of the Year...Scored SHG in 3-0 win to tie Brian Leetch for NHL record for most SHG by rookie defenceman (3), Apr. 13 vs LA...Set new Coyotes/Jets record for assists in a game by a rookie with four assists in 6-3 win, Jan. 19 vs FLA...Recorded first career multi-point game with two assists in 4-2 win, Nov. 8 at MIN. **2004.05:** Played for PlanetUSA at 2005 AHL All-Star Game in his first pro season. **2003.04:** Finished T-sixth in NCAA in GWG (5)...Finished career at Minnesota seventh on the school's all-time list for goals by a defenceman (33) and 11th in points by a defenceman (100). **2002.03:** Traded by Buffalo to Colorado for Steven Reinprecht Jul. 3/03...Helped Minnesota capture second consecutive NCAA championship...Ranked fourth in the nation in goals and assists among defencemen...Ranked third in WCHA in defencemen scoring. **2001.02:** Helped Minnesota capture NCAA championship. **2000.01:** Helped Omaha Lancers capture USHL national junior championship...Ranked second among USHL's top scoring defencemen. **1999.00:** A graduate of USA Hockey's National Team Development Program, finished as the top scoring defenceman on the under-18 squad.

INTERNATIONAL

World Championships: 2009, 2008, 2007, 2004 (bronze)

World Junior Championships: 2002

U18 World Championships: 2000

NHL MILESTONES

100th NHL Game: Dec. 11/06 at SJ**200th NHL Game:** Jan. 24/08 vs NSH**100th NHL Point:** Dec. 26/08 at TB**100th NHL Assist:** Nov. 16/09 vs LA

2009.10 GAME BY GAME

Oct. 2	@ CHI	0-1	24:03
Oct. 3	vs CHI	0-0	16:11
Oct. 9	@ CAR	0-0	17:41
Oct. 10	vs NJ	0-0	17:13
Oct. 12	@ TB	0-0	16:48
Oct. 16	vs PHI	0-0	19:24
Oct. 21	vs BUF	0-0	0-2 9:15
Oct. 23	@ PIT	0-0	0-0 17:27
Oct. 24	@ PHI	0-0	0-2 21:22
Oct. 28	vs OTT	0-0	1-2 16:42
Oct. 30	@ DAL	0-1	2:40 24:40
Oct. 31	@ STL	0-0	1:1 18:56
Nov. 4	vs CAR	0-1	0:1 21:31
Nov. 6	vs WSH	0-0	2:0 18:14
Nov. 7	@ WSH	0-0	1-1 20:17
Nov. 12	@ BOS	0-0	1:0 24:18
Nov. 14	vs NYI	0-0	1:2 23:37
Nov. 16	vs LA	0-1	3:0 24:19
Nov. 18	@ BUF	0-3	1:2 25:08
Nov. 20	@ DET	0-0	0:1 22:10
Nov. 21	@ NYR	0-0	0:1 19:52
Nov. 23	vs PIT	1-0	2:2 27:59
Nov. 25	vs NYR	0-0	1:1 30:27
Nov. 27	vs TOR	0-0	4-2 22:02
Nov. 28	@ NSH	0-0	0:0 19:32
Nov. 30	@ ATL	0-0	1-1 20:25
Dec. 2	vs COL	0-1	4:0 22:04
Dec. 3	@ WSH	0-0	0-1 23:34
Dec. 5	vs ATL	0-0	3-1 25:04
Dec. 7	vs EDM	0-0	3-1 23:16
Dec. 9	@ CBJ	0-0	1-1 19:21
Dec. 11	@ NJ	0-1	0:0 23:55
Dec. 12	@ PIT	0-0	1:0 26:16
Dec. 14	@ NYI	0-0	0:1 20:00
Dec. 16	vs ATL	0-0	1:1 23:40
Dec. 18	vs CAR	1-0	2-1 24:09
Dec. 19	@ CAR	0-0	0:0 24:31
Dec. 21	@ PHI	0-1	0:0 22:05
Dec. 23	@ NYR	0-0	1-1 21:48
Dec. 27	vs BOS	0-0	2:0 21:02
Dec. 31	vs MTL	1-0	2-1 19:28
Jan. 3	vs PIT	0-0	2-1 21:58
Jan. 5	@ TOR	0-0	1:0 21:09
Jan. 7	@ MTL	0-0	0:0 22:21
Jan. 9	@ OTT	0-0	1:1 21:22
Jan. 13	vs WSH	0-0	1:0 24:12
Jan. 14	@ TB	0-0	2:1 26:49
Jan. 16	vs TB	0-3	2:0 21:20
Jan. 18	vs ATL	0-0	1:0 20:45
Jan. 20	@ NJ	0-0	1:0 20:21
Jan. 21	@ NYI	0-0	1:0 22:30
Jan. 23	vs TOR	0-0	1:0 20:05
Jan. 26	vs MTL	0-0	0:0 20:53
Jan. 29	@ WSH	0-0	1-2 18:59
Jan. 31	vs NYI	1-0	2:1 20:53
Feb. 1	vs ANA	0-0	0-1 20:19
Feb. 5	vs CGY	0-0	1:0 16:24
Feb. 6	@ ATL	0-0	2:1 19:52
Feb. 9	@ CAR	0-0	0-3 18:13
Feb. 11	vs VAN	0-0	2:0 19:36
Feb. 13	vs BOS	0-0	0:1 22:03
Mar. 2	@ ATL	0-0	2-2 24 11
Mar. 3	vs PHI	0-2	0:1 24:05
Mar. 6	vs CAR	0-0	1:1 25:27
Mar. 9	@ MIN	0-0	1:1 29:55
Mar. 11	@ COL	0-0	0-1 24:45
Mar. 13	@ SJ	1-0	2:2 28:59
Mar. 16	vs WSH	0-0	0-1 25:22
Mar. 18	vs PHX	0-0	2-1 28:07
Mar. 20	vs BUF	0-0	1:0 27:13
Mar. 21	vs TB	0-2	3:3 22:29
Mar. 23	@ TOR	0-0	1-1 27:12
Mar. 25	@ MTL	0-1	3-3 27:21
Mar. 27	@ OTT	0-0	0:1 27:47
Mar. 29	vs NSH	1-0	3-1 24:33
Mar. 31	@ BUF	0-0	0:0 23:51
Apr. 1	@ BOS	1-0 (W)	2:1 27:23
Apr. 3	vs NYR	1-0	3-1 28:14
Apr. 6	vs OTT	0-0	1-3 23:02
Apr. 8	vs NJ	0-1	2:3 25:08
Apr. 10	@ TB	0-1	1:1 25:06
Apr. 11	vs TB	0-0	1-1 17:14

#3

KEVIN BIEKSA

(KEH-vihn BEE-ecks-ah)

CAREER STATS

MOST GOALS IN A GAME 2

APR. 10/10 vs CGY

MOST ASSISTS IN A GAME 3

TWICE - LATEST OCT. 27/09 vs DET

MOST POINTS IN A GAME 3

FIVE TIMES - LATEST APR. 10/10 vs CGY: 2-1-3

HAT TRICKS 0

GAME-WINNING GOALS 5

LATEST FEB. 19/09 at OTT

POWER PLAY GOALS 13

LATEST OCT. 1/09 at CGY

SHORTHANDED GOALS 0

OVERTIME POINTS 0-3-3

SHOOTOUT RECORD 0/2

0 GDG

PENALTY SHOT RECORD 0/0



REGULAR SEASON

PLAYOFFS

BIEKSA vs NHL

SEASON	CLUB	LEA	GP	G	A	PTS	PIM	GP	G	A	PTS	PIM	TEAM	GP	G	A	PTS	PIM
2000.01	Bowling Green	NCAA	35	4	9	13	90	-	-	-	-	-	Anahe m	14	2	4	6	45
2001.02	Bowling Green	NCAA	40	5	10	15	68	-	-	-	-	-	Atlanta	3	0	2	2	0
2002.03	Bowling Green	NCAA	34	8	17	25	92	-	-	-	-	-	Boston	2	0	0	0	2
2003.04	Bowling Green	NCAA	38	7	15	22	66	-	-	-	-	-	Buffalo	2	0	1	1	4
	Manitoba	AHL	4	0	2	2	2	-	-	-	-	-	Carolina	4	1	0	1	7
2004.05	Manitoba	AHL	80	12	27	39	192	14	1	1	2	52	Calgary	28	5	9	14	33
2005.06	Vancouver	NHL	39	0	6	6	77	-	-	-	-	-	Chicago	13	0	1	1	53
	Manitoba	AHL	23	3	17	20	73	13	0	10	10	38	Columbus	14	5	6	11	26
2006.07	Vancouver	NHL	81	12	30	42	134	9	0	0	0	20	Colorado	23	1	5	6	26
2007.08	Vancouver	NHL	34	2	10	12	90	-	-	-	-	-	Dallas	14	1	4	5	22
	Manitoba	AHL	1	0	1	1	2	-	-	-	-	-	Detroit	13	1	8	9	16
2008.09	Vancouver	NHL	72	11	32	43	97	10	0	5	5	14	Edmonton	28	0	13	13	19
2009.10	Vancouver	NHL	55	3	19	22	85	12	3	5	8	14	Florida	2	0	2	2	0
													Los Angeles	16	1	5	6	12
													Minnesota	21	2	10	12	24
													Montreal	5	0	3	3	6
													New Jersey	3	0	1	1	2
													NY Islanders	2	0	0	0	9
													NY Rangers	1	0	0	0	12
													Nashville	16	1	5	6	56
													Ottawa	4	1	0	1	5
													Philadelphia	3	0	0	0	22
													Phoenix	12	3	8	11	14
													Pittsburgh	1	0	0	0	4
													St. Louis	14	0	3	3	39
													San Jose	14	3	6	9	10
													Tampa Bay	2	1	1	2	0
													Toronto	4	0	0	0	4
													Washington	3	0	0	0	11
VANCOUVER/NHL TOTALS			281	28	97	125	483	31	3	10	13	48	Totals	281	28	97	125	483

DEFENCE	SHOOTS RIGHT	6'0"	199 LBS	GRIMSBY, ON	JUN. 16, 1981
---------	--------------	------	---------	-------------	---------------

NHL FIRSTS

First Game: Oct. 19/05 vs LA
First Goal: Oct. 13/06 vs SJ
First Assist: Jan. 5/06 vs CHI

STREAKS

Assists: 4 games Dec. 26/06-Jan. 2/07: 5 assists
Points: 5 games Twice (latest Dec. 1-9/08: 2-3-5)

HONOURS

Babe Pratt Trophy: 2007
 Fred J. Hume (Canucks Unsung Hero): 2007
 AHL All-Rookie Team: 2005
 AHL-CCHA Honorable Mention: 2004

ACQUIRED

Vancouver's fifth choice, 151st overall in the 2001 NHL Entry Draft.

PERSONAL

Graduated from Bowling Green University with a bachelor's degree in finance...First donned skates at 18 months on a frozen area of Lake Ontario...Kevin grew up a fan of Steve Yzerman and Cam Neely.

CAREER HIGHLIGHTS

2009.10: Finished first among all Canucks defencemen in playoff scoring...Registered eight points (3-5-8) in 12 post-season games...Averaged 21:49 ice time per game in the regular season...Recorded four multi-point games...Missed 27 games due to a leg injury, Dec. 31-Mar. 10...Registered three assists (0-3-3), tying a career high for most assists and points in a game, Oct. 27 vs DET...Tallied three points (0-3-3) in two consecutive games, Dec. 10-12...Recorded three assists in two games, Nov. 12-14...Registered assists (0-2-2) in two straight games, Oct. 5-7...Recorded his first point of the season with a goal, Oct. 1 at CGY. **2008.09:** Recorded five points (0-5-5) in 10 playoff games...Collected 43 points (11-32-43) in 72 games played, logging an average of 23:29 TOI/G...Set career highs for most assists (32) and points (43) in a single season...Led Canucks defencemen in goals (11), assists (32), points (43) and avg TOI (23:29)...Recorded two points in two games, Mar. 31-Apr. 2...Recorded three points (1-2-3) in three consecutive games, Jan. 28-Feb. 3/09...Tallied five points (2-3-5) in five consecutive games, Dec. 1-9/08...Went on a three-game point streak, registering four points (1-3-4) that included a game-winning goal, Nov. 4-8/08. **2007.08:** Scored his first goal since returning from injury, Mar. 6 vs NSH...Missed 47 games due to a leg injury...Scored the game-winner, Oct. 21 vs CBJ. **2006.07:** Made NHL playoff debut, appearing in nine postseason games...Logged 54:27 of ice time to lead all Canucks players and finished a +1, Apr. 11 vs Dallas...Set career highs in goals (12), assists (30), points (42), games played (81) and most points in a game (3 - Oct. 13 vs SJ)...Finished tied for 24th in scoring among NHL defencemen with 42 points...Led Canucks defencemen in points (42) and assists (30) and was second among Canucks skaters in average ice time per game (24:16)...Scored his second goal in as many games, had one assist and was named third star, Feb. 22 at LA...Recorded his first NHL goal, two assists and named second star, Oct. 13 vs SJ. **2005.06:** Tallied eight assists in the North Division Finals...Netted his first AHL goal of the season along with one assist, Apr. 9 at Hamilton...Earned his first multi-point NHL game with two assists, Feb. 6 vs CBJ. **2004.05:** Collected an assist Apr. 29 vs St. John's in series-clinching win...Scored a goal in first career pro playoff game, Apr. 20 at St. John's...Played in all 14 Moose playoff games...Registered the first two-goal game of his career, Jan. 1 vs Chicago...Scored first career professional goal and added an assist, Nov. 11 at Cleveland. **2003.04:** Played his first four games as a pro with Manitoba at the end of the season, registering two assists and two PIM.

NHL MILESTONES

100th NHL Game: Feb. 22/07 at LA
200th NHL Game: Feb. 13/09 at DAL

100th NHL Point: Mar. 24/09 at DAL

2009.10 GAME BY GAME

Oct. 1	@ CGY	1-0	1/1	20:17
Oct. 3	@ COL	0-0	3/0	22:33
Oct. 5	vs CBJ	0-1	5/0	24:46
Oct. 7	vs MTL	0-1	1/1	20:48
Oct. 11	vs DAL	0-0	1/1	28:04
Oct. 16	@ CGY	0-0	1/1	19:53
Oct. 17	vs MIN	0-1	1/2	21:54
Oct. 19	@ EDM	0-0	2/1	25:39
Oct. 21	@ CHI	0-0	0/0	24:55
Oct. 24	vs TOR	0-0	0/0	23:21
Oct. 25	vs EDM	0-0	2/1	23:05
Oct. 27	vs DET	0-3	2/2	24:35
Oct. 29	@ LA	0-0	1/1	25:11
Oct. 30	@ ANA	0-0	1/3	24:30
Nov. 1	vs COL	0-0	2/0	20:40
Nov. 3	vs NYR	0-0	4/0	12:34
Nov. 5	@ MIN	0-0	2/0	18:25
Nov. 6	@ DAL	0-1	5/1	17:22
Nov. 10	@ STL	0-0	1/0	14:57
Nov. 12	@ DET	0-1	3/-2	23:44
Nov. 14	@ COL	0-2	2/2	23:59
Nov. 20	vs COL	0-0	1/1	24:30
Nov. 22	vs CHI	0-0	2/-1	23:37
Nov. 26	vs LA	0-0	0/0	25:02
Nov. 28	vs EDM	0-0	1/0	19:23
Nov. 29	vs SJ	0-0	1/0	22:45
Dec. 2	@ NJ	0-1	2/1	24:34
Dec. 3	@ PHI	0-0	3/1	19:51
Dec. 5	@ CAR	0-0	2/-2	23:35
Dec. 8	@ NSH	0-0	0/0	28:00
Dec. 10	vs ATL	0-1	2/1	24:39
Dec. 12	vs MIN	0-2	0/-1	22:54
Dec. 14	vs LA	0-0	1/1	24:17
Dec. 16	vs ANA	0-0	1/0	23:18
Dec. 18	vs WSH	0-0	1/0	17:18
Dec. 20	vs STL	0-0	3/-1	16:22
Dec. 22	vs NSH	0-1	0/0	18:46
Dec. 26	vs EDM	0-0	2/0	22:07
Dec. 27	@ CGY	0-0	1/1	16:39
Dec. 29	@ PHX	0-0	1/1	13:32
Dec. 31	@ STL	INJ		
Jan. 2	@ DAL	INJ		
Jan. 5	vs CBJ	INJ		
Jan. 7	vs PHX	INJ		
Jan. 9	vs CGY	INJ		
Jan. 11	vs NSH	INJ		
Jan. 13	@ MIN	INJ		
Jan. 16	vs PIT	INJ		
Jan. 20	@ EDM	INJ		
Jan. 21	vs DAL	INJ		
Jan. 23	vs CHI	INJ		
Jan. 25	vs BUF	INJ		
Jan. 27	vs STL	INJ		
Jan. 30	@ TOR	INJ		
Feb. 2	@ MTL	INJ		
Feb. 4	@ OTT	INJ		
Feb. 6	@ BOS	INJ		
Feb. 9	@ TB	INJ		
Feb. 11	@ FLA	INJ		
Feb. 12	@ CBJ	INJ		
Feb. 14	@ MIN	INJ		
Mar. 2	@ CBJ	INJ		
Mar. 3	@ DET	INJ		
Mar. 5	@ CHI	INJ		
Mar. 7	@ NSH	INJ		
Mar. 9	@ COL	INJ		
Mar. 10	@ PHX	INJ		
Mar. 13	vs OTT	0-0	1/0	17:06
Mar. 14	vs CGY	0-0	2/-1	19:58
Mar. 16	vs NYI	0-0	3/-2	18:41
Mar. 18	vs SJ	0-0	2/0	20:50
Mar. 20	vs DET	0-1	4/-1	20:34
Mar. 23	@ EDM	0-0	1/-1	23:50
Mar. 24	vs ANA	0-0	2/0	22:51
Mar. 27	@ SJ	0-0	1/0	18:21
Mar. 30	vs PHX	0-1	1/2	21:39
Apr. 1	@ LA	0-0	1/-2	19:20
Apr. 2	@ ANA	0-0	1/1	23:47
Apr. 4	vs MIN	0-1	3/1	22:04
Apr. 6	vs COL	0-0	1/-2	23:14
Apr. 8	@ SJ	0-0	6/-1	29:38
Apr. 10	vs CGY	2-1	2/2	26:50

#14

ALEX
BURROWS

(al-ehx BUHR-ohz)

CAREER STATS

MOST GOALS IN A GAME 3

THREE TIMES - LATEST JAN. 7/10 vs PHX

MOST ASSISTS IN A GAME 3

JAN. 23/10 vs CHI

MOST POINTS IN A GAME 4

JAN. 30/10 at TOR: 2-2-4

HAT TRICKS 3

LATEST JAN. 7/10 vs PHX

GAME-WINNING GOALS 11

LATEST MAR. 13/10 vs OTT

POWER PLAY GOALS 5

LATEST MAR. 9/10 at COL

SHORTHANDED GOALS 13

LATEST MAR. 13/10 vs OTT

OVERTIME POINTS 1-3-4

SHOOTOUT RECORD 2/8

0 GDG

PENALTY SHOT RECORD 0/2

LATEST FEB. 3/06 at CGY, no goal (Kiprusoff)



REGULAR SEASON

PLAYOFFS

BURROWS vs NHL

SEASON	CLUB	LEA	GP	G	A	PTS	PIM	GP	G	A	PTS	PIM
2000.01	Shawinigan	QMJHL	63	16	14	30	105	10	2	1	3	8
2001.02	Shawinigan	QMJHL	64	35	35	70	184	10	9	10	19	20
2002.03	Greenville	ECHL	53	9	17	26	201	-	-	-	-	-
	Baton Rouge	ECHL	13	4	2	6	64	-	-	-	-	-
2003.04	Columbia	ECHL	64	29	44	73	194	4	2	0	2	28
	Manitoba	AHL	2	0	0	0	0	-	-	-	-	-
2004.05	Columbia	ECHL	4	5	1	6	4	-	-	-	-	-
	Manitoba	AHL	72	9	17	26	107	14	0	3	3	37
2005.06	Vancouver	NHL	43	7	5	12	61	-	-	-	-	-
	Manitoba	AHL	33	12	18	30	57	13	6	7	13	27
2006.07	Vancouver	NHL	81	3	6	9	93	11	1	0	1	14
2007.08	Vancouver	NHL	82	12	19	31	179	-	-	-	-	-
2008.09	Vancouver	NHL	82	28	23	51	150	10	3	1	4	20
2009.10	Vancouver	NHL	82	35	32	67	121	12	3	3	6	22
VANCOUVER/NHL TOTALS			370	85	85	170	604	33	7	4	11	56

TEAM	GP	G	A	PTS	PIM
Anahe m	19	5	2	7	57
Atlanta	4	1	2	3	0
Boston	3	0	0	0	0
Buffalo	4	1	2	3	12
Carolina	4	2	0	2	0
Calgary	31	5	7	12	66
Chicago	18	3	7	10	24
Columbus	19	6	6	12	10
Colorado	30	3	9	12	29
Dallas	19	3	1	4	46
Detroit	18	3	3	6	20
Edmonton	32	8	7	15	59
Florida	4	1	0	1	2
Los Angeles	18	6	5	11	24
Minnesota	31	6	6	12	78
Montreal	6	2	4	4	23
New Jersey	4	2	1	3	4
NY Islanders	4	1	1	2	2
NY Rangers	3	2	2	4	10
Nashville	19	6	2	8	45
Ottawa	5	2	2	4	2
Philadelphia	3	1	1	2	4
Phoenix	17	6	3	9	21
Pittsburgh	4	1	1	2	16
St. Louis	19	4	3	7	17
San Jose	18	1	3	4	22
Tampa Bay	4	0	2	2	9
Toronto	6	4	5	9	2
Washington	4	0	0	0	0

Totals 370 85 85 170 604

NHL FIRSTS

First Game: Jan. 2/06 at STL
First Goal: Jan. 10/06 vs TOR
First Assist: Jan. 10/06 vs TOR

STREAKS

Goals: 5 games Jan. 11-21/10: 6 goals
Assists: 3 games Three times (latest Dec. 22-27/09: 3 assists)
Points: 12 games Dec. 31/09 – Jan. 25/10: 13-6-19

HONOURS

Vancouver Canucks Most Exciting Player: 2010, 2009, 2008
 Fred J. Hume Award (Canucks Unsung Hero): 2008
 Manitoba Moose's Hardest Working Player: 2005
 Selected to the ECHL All-Star Game: 2004

ACQUIRED

Signed as a free agent by Vancouver on November 8, 2005.

PERSONAL

Prior to playing in the NHL, Alex Burrows spent his summers competing in national and international ball hockey tournaments; he was named as the International Ball Hockey Player of the Year in 2005 and was inducted into the Canadian Ball Hockey Hall of Fame in 2010...While growing up, Burrows attended a hockey camp that included the Montreal Canadiens head coach Pat Burns as one of the instructors...Alex married his longtime girlfriend Nancy over the off-season.

CAREER HIGHLIGHTS

2009.10: Registered a career high six points (3-3-6) in 12 playoff games...Played in his third consecutive 82-game season, recording 67 points (35-32-67) and 121 penalty minutes...Led the League in shorthanded points (5-2-7)...Set career highs in goals (35), assists (32) and points (67)...Ranked T-10th in NHL goals (35) and ninth in plus/minus (+34)...Set a career high in goals with his 29th of the season, Mar. 5 at CHI...Set a career high in points with his 52nd and 53rd points of the season (1-1-2), Mar. 2 at CBJ...Recorded 19 points (13-6-19) in 12 consecutive games; the sixth longest scoring streak of the NHL season, Dec. 31-Jan. 25...Set a club record for most goals in January (15)...Named NHL First Star of the Week (Jan. 4-10), recording six goals, one assist (6-1-7) and two consecutive hat tricks in a three-game span...Recorded back-to-back hat tricks becoming the third player to do so in franchise history, Jan. 5 & 7...Had a three-game assist streak (0-3-3), Dec. 22-27...**2008.09:** Recorded the game-winning goal in Game 4 versus St. Louis advancing the team into the second round of the playoffs, Apr. 21 at STL...Played in all 82 games, recording 51 points (28-23-51) and 150 penalty minutes...Set career highs in goals (28), assists (23) and points (51) in a season...Led the Canucks and ranked tied for fourth in the League for most shorthanded goals (4)...Notched five points (3-2-5) in three straight games, Mar. 31-Apr. 4...Scored one goal/game in four consecutive games, Mar. 9-15...Tallied five points (4-1-5) in four consecutive games, Mar. 9-15...Went on a four-game scoring streak (2-5-7), Feb. 15-21...Recorded five assists in three consecutive games, Feb. 15-19...**2007.08:** Set career highs in games played (82), goals (12), assists (19), points (31) and penalty minutes (179) in one season...Named first star after scoring a shorthanded goal and an assist, finishing plus-two, Mar. 8 vs STL...Scored the game-winning goal, Feb. 7 at ATL...Named the game's second star after notching his fifth goal of the season, Jan. 21 vs MIN...Matched a career high with his sixth assist, Dec. 8 vs PIT...Scored his second goal of the season, the game-winner, Nov. 8...Named third star after registering his first goal, the game-winner and his first assist of the season, Oct. 12 at EDM...**2006.07:** Scored his first career playoff goal and point, May 3 at ANA...Set a career high for games played (80)...Scored his first goal of the season, the game-winning goal, Jan. 2 at CGY...Recorded his first point of the season, an assist, Oct. 6 at CBJ...**2005.06:** Scored three goals and six assists in the North Division finals vs Grand Rapids...Scored three goals and one assist in the North Division Semi-Finals against Syracuse...Recorded his first career hat trick (including the GWG) and was named first star, becoming the fifth Canucks player in club history to score a hat trick as a rookie, Mar. 27 vs LA...Netted one goal shorthanded and was named third star, Jan. 19 at BUF...Notched his first NHL career goal and assist and was named second star, Jan. 10 vs TOR...**2004.05:** Played in all 14 playoff games with Moose...Scored his first AHL goal, Nov. 4 vs Utah...Registered his first career AHL point (an assist), Oct. 29 at Rochester...Had five goals and one assist in three games with Columbia (ECHL) before being recalled to Manitoba Oct. 29.

NHL MILESTONES

100th NHL Game: Feb. 16/07 at CHI
200th NHL Game: Mar. 25/08 at CGY
300th NHL Game: Oct. 27/09 vs DET

100th NHL Point: Apr. 02/09 vs ANA

2009.10 GAME BY GAME

Oct. 1	@ CGY	1-0	4/0	17:56
Oct. 3	@ COL	0-0	6/-1	17:20
Oct. 5	vs CBJ	0-1	6/1	18:55
Oct. 7	vs MTL	1-0	3/1	15:32
Oct. 11	vs DAL	1-0	4/-1	21:53
Oct. 16	@ CGY	0-0	5/-1	19:04
Oct. 17	vs MIN	0-1	0/2	20:51
Oct. 19	@ EDM	0-0	4/0	20:45
Oct. 21	@ CHI	0-1	5/1	17:49
Oct. 24	vs TOR	0-1	1/1	16:21
Oct. 25	vs EDM	0-0	1/0	17:14
Oct. 27	vs DET	0-0	0/-1	16:41
Oct. 29	@ LA	0-1	0/0	18:06
Oct. 30	@ ANA	0-0	0/-1	14:25
Nov. 1	vs COL	0-0	1/0	18:13
Nov. 3	vs NYR	0-1	1/1	14:02
Nov. 5	@ MIN	1-1	3/2	17:46
Nov. 6	@ DAL	0-0	2/0	16:07
Nov. 10	@ STL	0-0	2/-3	15:30
Nov. 12	@ DET	0-0	3/0	16:42
Nov. 14	@ COL	0-1	1/0	17:01
Nov. 20	vs TOR	0-1	3/1	16:37
Nov. 22	vs CHI	0-0	7/0	17:25
Nov. 26	vs LA	1-1	7/3	17:06
Nov. 28	vs EDM	1-0	3/1	13:47
Nov. 29	vs SJ	0-0	0/-1	17:03
Dec. 2	@ NJ	1-1	2/1	14:02
Dec. 3	@ PHI	1-0	3/2	15:52
Dec. 5	@ CAR	1-0	1/-1	15:07
Dec. 8	@ NSH	0-0	2/0	18:37
Dec. 10	vs ATL	0-2	4/-1	18:56
Dec. 12	vs MIN	1-0	1/0	17:14
Dec. 14	vs LA	0-0	1/0	17:08
Dec. 16	vs ANA	0-0	6/1	19:11
Dec. 18	vs WSH	0-0	2/1	20:22
Dec. 20	vs STL	0-0	2/-1	19:22
Dec. 22	vs NSH	0-1	1/1	14:42
Dec. 26	vs EDM	0-1	1/1	17:10
Dec. 27	@ CGY	0-1	3/1	16:05
Dec. 29	@ PHX	0-0	4/0	18:49
Dec. 31	@ STL	1-0	2/1	16:41
Jan. 2	@ DAL	1-0	2/0	19:52
Jan. 5	vs CBJ	3-0	5/3	15:45
Jan. 7	vs PHX	3-0 (W)	4/3	18:19
Jan. 9	vs CGY	0-1	4/0	21:11
Jan. 11	vs NSH	2-0	3/1	21:37
Jan. 13	@ MIN	1-0	3/-1	19:19
Jan. 16	vs PIT	1-0	3/2	17:44
Jan. 20	@ EDM	1-0	3/0	16:57
Jan. 21	vs DAL	1-0	2/1	20:08
Jan. 23	vs CHI	0-3	1/3	18:28
Jan. 25	vs BUF	0-1	5/2	18:13
Jan. 27	vs STL	0-0	2/0	18:26
Jan. 30	@ TOR	2-2	4/3	22:22
Feb. 2	@ MTL	0-0	1/-1	20:46
Feb. 4	@ OTT	0-0	4/-2	19:29
Feb. 6	@ BOS	0-0	1/0	26:40
Feb. 9	@ TB	0-0	1/0	19:59
Feb. 11	@ FLA	1-0 (W)	1/1	17:32
Feb. 12	@ CBJ	0-1	1/0	18:51
Feb. 14	@ MIN	0-0	1/0	17:55
Mar. 2	@ CBJ	1-1	3/2	17:44
Mar. 3	@ DET	1-0	3/1	14:46
Mar. 5	@ CHI	1-0	3/1	11:33
Mar. 7	@ NSH	0-0	2/0	18:50
Mar. 9	@ COL	1-0	2/-2	16:36
Mar. 10	@ PHX	0-0	3/1	20:35
Mar. 13	vs OTT	1-0 (W)	1/0	15:36
Mar. 14	vs CGY	0-1	2/1	20:41
Mar. 16	vs NYI	1-0	4/-2	17:47
Mar. 18	vs SJ	0-0	2/0	18:00
Mar. 20	vs DET	0-0	2/0	20:07
Mar. 23	@ EDM	0-0	2/0	20:34
Mar. 24	vs ANA	1-0	3/2	20:02
Mar. 27	@ SJ	1-1	4/-1	21:08
Mar. 30	vs PHX	1-1	3/2	22:08
Apr. 1	@ LA	0-0	0/0	6:14
Apr. 2	@ ANA	0-0	3/-1	20:05
Apr. 4	vs MIN	0-1	2/1	17:44
Apr. 6	vs COL	1-1	0/-2	19:34
Apr. 8	@ SJ	0-0	4/0	17:25
Apr. 10	vs CGY	0-1	3/3	19:06

#23

ALEX
EDLER

(al-ehx EHD-luhr)

CAREER STATS

MOST GOALS IN A GAME 2

FEB. 14/08 vs MIN

MOST ASSISTS IN A GAME 3

FEB. 7/09 vs CHI

MOST POINTS IN A GAME 4

FEB. 7/09 vs CHI: 1-3-4

HAT TRICKS 0

GAME-WINNING GOALS 1

DEC. 9/08 at NSH

POWER PLAY GOALS 11

LATEST MAR. 18/10 vs SJ

SHORTHANDED GOALS 0

OVERTIME POINTS 0-2-2

SHOOTOUT RECORD 2/9

2 GDG

PENALTY SHOT RECORD 0/0



REGULAR SEASON

PLAYOFFS

EDLER vs NHL

SEASON	CLUB	LEA	GP	G	A	PTS	PIM	GP	G	A	PTS	PIM	TEAM	GP	G	A	PTS	PIM
2003.04	Jamtland	SWE	24	3	6	9	20	-	-	-	-	-	Anahe m	13	1	2	3	2
2004.05	MoDo Jr.	SWE	33	8	15	23	40	5	1	0	1	6	Atlanta	3	0	0	0	0
2005.06	Kelowna	WHL	62	13	40	53	44	12	3	5	8	12	Boston	2	0	0	0	2
2006.07	Vancouver	NHL	22	1	2	3	6	3	0	0	0	2	Buffalo	3	0	0	0	0
	Manitoba	AHL	49	5	21	26	28	8	0	0	0	2	Carolina	3	0	0	0	2
2007.08	Vancouver	NHL	75	8	12	20	42	-	-	-	-	-	Calgary	21	0	12	12	10
	Manitoba	AHL	2	0	1	1	0	-	-	-	-	-	Chicago	13	1	5	6	4
2008.09	Vancouver	NHL	80	10	27	37	54	10	1	7	8	6	Columbus	13	0	5	5	8
2009.10	Vancouver	NHL	76	5	37	42	40	12	2	4	6	10	Colorado	24	2	7	9	20
													Dallas	13	0	3	3	6
VANCOUVER/NHL TOTALS			253	24	78	102	142	25	3	11	14	18	Detroit	12	1	4	5	4
													Edmonton	20	2	10	12	16
													Florida	3	0	3	3	2
													Los Angeles	10	1	5	6	8
													Minnesota	20	4	8	12	12
													Montreal	5	1	1	2	2
													New Jersey	3	1	2	3	0
													NY Islanders	2	0	0	0	2
													NY Rangers	3	0	0	0	0
													Nashville	13	4	3	7	4
													Ottawa	4	1	1	2	8
													Philadelphia	2	0	0	0	0
													Phoenix	14	0	4	4	4
													Pittsburgh	3	0	0	0	4
													St. Louis	11	0	1	1	6
													San Jose	11	2	2	4	8
													Tampa Bay	3	2	0	2	2
													Toronto	4	0	0	0	4
													Washington	2	1	0	1	2
Totals			253	24	78	102	142											

	DEFENCE	SHOOTS LEFT	6'4"	209 LBS	OSTERSUND, SWEDEN	APR. 21, 1986
--	---------	-------------	------	---------	-------------------	---------------

NHL FIRSTS

First Game: Nov. 4/06 at COL
First Goal: Nov. 30/06 vs ANA
First Assist: Nov. 6/06 vs DAL

STREAKS

Assists: 4 games Nov. 26 – Dec. 2/09: 6 assists
Points: 4 games Nov. 26 – Dec. 2/09: 2-6-8

HONOURS

NHL Young Stars Game: 2008

ACQUIRED

Vancouver's second choice, 91st overall in 2004 NHL Entry Draft.

PERSONAL

Alex was a fan of Peter Forsberg and Nicklas Lidstrom growing up...His fondest hockey memories are his first NHL game and the 2005 World Juniors...Hobbies outside of hockey include playing soccer, tennis and fishing.

CAREER HIGHLIGHTS

2009.10: Recorded six points (2-4-6) in 12 playoff games that included a three-game scoring streak (1-2-3), Apr. 21-25...Set career highs in assists (37) and points (42)...Ranked second in team scoring among defencemen and T-20th among NHL defencemen for most points...Averaged 22:38 ice t me per game...Recorded seven multi-point games...Set new career highs for assists with his 28th of the year, Mar. 13 at OTT...Recorded three assists in three consecutive games, Dec. 26-29...Recorded his first point of the season (0-1-1), Oct. 1 at CGY.
2008.09: Recorded eight points (1-7-8) in 10 playoff games, leading Canucks defencemen in postseason scoring and finishing tied for 13th among NHL defencemen for most points in the 2009 playoffs...Played in 80 games, recording 37 points (10-27-37) and 54 penalty minutes...Set new career highs for most goals (10), assists (27) and points (37) in a season...Averaged 21:07 t me on ice per game, ranking fourth on the team...Recorded five multi-point games...Notched three points (0-3-3) n two straight games, Apr. 7-9...Scored six points (1-5-6) in three consecutive games, Feb. 7-12...Established a single game career high with four points (1-3-4), Feb. 7 vs CHI...Notched first career game-winning goal, Dec. 9 at NSH.
2007.08: Recorded 20 points (8-12-20)...Led all Vancouver defencemen with 75 games played...Finished the season tied for 24th in the League in scoring among rookies, tied for fourth in rookie power play goals (4), tied for fifth in rookie shootout deciding goals (2), eighth in rookie shots (75) and 21st in rookie shooting percentage (6.5%)...Had a career-high, three-point game (2-1-3), Feb. 14 vs MIN...Logged a season-high 28:53 minutes of t me on ice, Feb. 5 at DAL...Scored his second game-winning shootout goal in four games, Jan. 13 at STL...Scored the game-winning shootout goal, named third star, Jan. 8 vs NYL...Scored first goal of the season and added an assist, Nov. 20 at EDM...Collected first assist of the season, Oct. 24 at DET...Recalled by Vancouver, Oct. 15.
2006.07: Made three postseason starts in the 2007 playoffs.

INTERNATIONAL

World Championships: 2008
World Junior Championships: 2006

NHL MILESTONES

100th NHL Game: Oct. 13/08 at WSH
200th NHL Game: Nov. 22/09 vs CHI

100th NHL point: Apr. 1/10 at LA

2009.10 GAME BY GAME

Oct. 1	@ CGY	0-1	4/-2	20:38
Oct. 3	@ COL	0-0	3/0	18:55
Oct. 5	vs CBJ	0-0	2/-1	22:54
Oct. 7	vs MTL	0-1	0/1	20:04
Oct. 11	vs DAL	0-0	1/-2	26:17
Oct. 16	@ CGY	0-1	1/-2	25:05
Oct. 17	vs MIN	0-0	2/-1	26:50
Oct. 19	@ EDM	0-0	2/0	20:23
Oct. 21	@ CHI	1-0	1/0	23:58
Oct. 24	vs TOR	0-0	1/1	20:49
Oct. 25	vs EDM	0-1	1/0	21:02
Oct. 27	vs DET	0-1	2/-2	22:10
Oct. 29	@ LA	0-0	1/1	15:53
Oct. 30	@ ANA	0-0	2/-1	17:32
Nov. 1	vs COL	0-1	0/2	23:11
Nov. 3	vs NYR	0-0	4/-1	22:29
Nov. 5	@ MIN	0-2	2/2	21:09
Nov. 6	@ DAL	0-0	4/0	22:26
Nov. 10	@ STL	0-0	1/-2	19:37
Nov. 12	@ DET	0-0	2/0	24:35
Nov. 14	@ COL	0-1	4/2	19:26
Nov. 20	vs COL	0-1	1/1	21:28
Nov. 22	vs CHI	0-0	1/0	21:03
Nov. 26	vs LA	0-1	2/-2	19:46
Nov. 28	vs EDM	1-2	2/-1	21:55
Nov. 29	vs SJ	0-1	1/-1	20:15
Dec. 2	@ NJ	1-2	2/3	17:51
Dec. 3	@ PHI	0-0	1/0	23:11
Dec. 5	@ CAR	0-0	3/-2	21:29
Dec. 8	@ NSH	0-0	0/0	3:24
Dec. 10	vs ATL	INJ		
Dec. 12	vs MIN	INJ		
Dec. 14	vs LA	INJ		
Dec. 16	vs ANA	INJ		
Dec. 18	vs WSH	INJ		
Dec. 20	vs STL	INJ		
Dec. 22	vs NSH	0-0	1/0	17:38
Dec. 26	vs EDM	0-1	1/0	20:48
Dec. 27	@ CGY	0-1	5/0	22:11
Dec. 29	@ PHX	0-1	0/1	21:48
Dec. 31	@ STL	0-0	3/-1	22:09
Jan. 2	@ DAL	0-0	4/0	17:23
Jan. 5	vs CBJ	0-1	1/0	18:24
Jan. 7	vs PHX	0-0	1/1	22:24
Jan. 9	vs CGY	0-0	1/0	32:16
Jan. 11	vs NSH	0-1	2/-1	20:13
Jan. 13	@ MIN	0-0	1/0	23:09
Jan. 16	vs PIT	0-0	1/0	20:28
Jan. 20	@ EDM	0-0	2/-1	26:32
Jan. 21	vs DAL	0-1	2/-1	25:50
Jan. 23	vs CHI	0-0	2/-1	25:52
Jan. 25	vs BUF	0-0	0/0	24:50
Jan. 27	vs STL	0-0	2/-1	24:16
Jan. 30	@ TOR	0-0	2/4	25:53
Feb. 2	@ MTL	0-0	5/0	27:31
Feb. 4	@ OTT	0-0	4/-1	26:13
Feb. 6	@ BOS	0-0	3/1	24:51
Feb. 9	@ TB	0-0	7/0	26:31
Feb. 11	@ FLA	0-2	4/1	24:15
Feb. 12	@ CBJ	0-1	4/-1	24:38
Feb. 14	@ MIN	0-0	4/0	21:45
Mar. 2	@ CBJ	0-0	2/1	23:35
Mar. 3	@ DET	0-0	0/0	22:33
Mar. 5	@ CHI	0-1	0/-1	26:57
Mar. 7	@ NSH	1-0	2/2	22:46
Mar. 9	@ COL	0-0	2/-1	23:33
Mar. 10	@ PHX	0-0	6/0	26:56
Mar. 13	vs OTT	0-1	1/2	18:01
Mar. 14	vs CGY	0-1	0/2	23:04
Mar. 16	vs NYI	0-0	0/2	24:40
Mar. 18	vs SJ	1-1	2/-1	23:48
Mar. 20	vs DET	0-0	4/-2	23:02
Mar. 23	@ EDM	0-1	2/-1	24:43
Mar. 24	vs ANA	0-1	1/2	19:44
Mar. 27	@ SJ	0-0	3/-2	26:17
Mar. 30	vs PHX	0-0	1/0	22:15
Apr. 1	@ LA	0-2	4/-1	23:34
Apr. 2	@ ANA	0-0	6/0	26:18
Apr. 4	vs MIN	1-0	4/1	24:24
Apr. 6	vs COL	0-2	1/0	30:37
Apr. 8	@ SJ	0-0	5/0	25:22
Apr. 10	vs CGY	0-1	0/0	25:26

#5

CHRISTIAN
EHRHOFF

(KRIHS-tyehn AIR-hawf)

CAREER STATS

MOST GOALS IN A GAME 2

NOV. 20/09 vs COL

MOST ASSISTS IN A GAME 3

MAR. 27/07 vs LA

MOST POINTS IN A GAME 3

TWICE - LATEST NOV. 20/09 vs COL: 2-1-3

HAT TRICKS 0

GAME-WINNING GOALS 11

LATEST MAR. 2/10 at CBJ

POWER PLAY GOALS 20

LATEST MAR. 24/10 vs ANA

SHORTHANDED GOALS 0

OVERTIME POINTS 5-1-6

SHOOTOUT RECORD 0/0

PENALTY SHOT RECORD 0/1

DEC. 28/07 at STL, no goal (Legace)



REGULAR SEASON

PLAYOFFS

EHRHOFF vs NHL

SEASON	CLUB	LEA	GP	G	A	PTS	PIM	GP	G	A	PTS	PIM
1999.00	Krefeld	Ge many	9	1	0	1	6	3	0	0	0	0
2000.01	Krefeld	Ge many	58	3	11	14	73	-	-	-	-	-
2001.02	Krefeld	Ge many	46	7	17	24	81	3	0	0	0	2
2002.03	Krefeld	Ge many	48	10	17	27	54	14	3	6	9	24
2003.04	San Jose	NHL	41	1	11	12	14	-	-	-	-	-
	Cleveland	AHL	27	4	10	14	43	9	2	6	8	11
2004.05	Cleveland	AHL	79	12	23	35	103	-	-	-	-	-
2005.06	San Jose	NHL	64	5	18	23	32	11	2	6	8	18
2006.07	San Jose	NHL	82	10	23	33	63	11	0	2	2	6
2007.08	San Jose	NHL	77	1	21	22	72	10	0	5	5	14
2008.09	San Jose	NHL	77	8	34	42	63	6	0	0	0	2
2009.10	Vancouver	NHL	80	14	30	44	42	12	3	4	7	8
VANCOUVER TOTALS			80	14	30	44	42	12	3	4	7	8
NHL TOTALS			421	39	137	176	286	50	5	17	22	48

TEAM	GP	G	A	PTS	PIM
Anahe m	34	4	11	15	24
Atlanta	5	0	1	1	2
Boston	3	0	2	2	0
Buffalo	5	0	2	2	6
Carolina	4	0	1	1	2
Calgary	24	2	8	10	14
Chicago	21	3	8	11	12
Columbus	21	5	7	12	23
Colorado	24	2	8	10	8
Dallas	32	1	10	11	20
Detroit	21	5	9	14	28
Edmonton	23	2	6	8	14
Florida	5	1	2	3	2
Los Angeles	29	2	7	9	22
Minnesota	24	1	10	11	18
Montreal	6	0	4	4	4
New Jersey	4	0	2	2	2
NY Islanders	4	1	2	3	11
NY Rangers	5	0	0	0	0
Nashville	23	1	7	8	14
Ottawa	5	0	0	0	4
Philadelphia	5	2	2	4	4
Phoenix	32	3	9	12	20
Pittsburgh	6	0	2	2	4
St. Louis	22	2	4	6	14
San Jose	3	0	1	1	0
Tampa Bay	4	0	2	2	4
Toronto	6	0	4	4	2
Vancouver	17	2	5	7	6
Washington	4	0	1	1	2

Totals 421 39 137 176 286

NHL FIRSTS

First Game: Oct. 9/03 at EDM**First Goal:** Nov. 26/03 vs CHI**First Assist:** Nov. 15/03 vs TOR

STREAKS

Assists: 5 games Twice (latest Oct. 18-28/08: 1-5-6)**Points:** 5 games Three t mes (latest Jan. 21-30/10: 2-3-5)

HONOURS

Babe Pratt Trophy: 2010

NHL YoungStars Game: 2004

ACQUIRED

Acquired by Vancouver from San Jose with Brad Lukowich in exchange for Daniel Rah mi and Patrick White, August 28, 2009.

PERSONAL

Was the second youngest player to participate in the 2002 Olympic Winter Games...First began to skate while his sister was taking figure skating lessons...His father successfully battled Hodgkin's Disease and is his idol.

CAREER HIGHLIGHTS

2009.10: Set a career high in playoff points with seven points (3-4-7) in 12 games...Finished second among all Canucks defencemen in scoring in the playoffs...Set career highs in goals (14) and points (44)...Finished first among Canucks defencemen and T-5th in the NHL in plus/minus with +36...Led Canucks defencemen and ranked T-15th among NHL defencemen for most points...Established a three-game point streak (1-3-4), Mar. 7-10...Recorded four points (1-3-4), including a game-winning goal, in three consecutive games, Feb. 14-Mar. 3...Member of Team Germany for the 2010 Olympic Winter Games, appearing in four games...Established longest point streak of the season, recording five points (2-3-5), including a game-winning goal, in five games, Jan. 21-30...Registered OT game-winner Dec. 31 at STL...Tallied three points (2-1-3), tying a career high for most points in a game, Nov. 20...Registered four points (1-3-4) in three consecutive games, Oct. 24-27...Had a four-game scoring streak (2-3-5), Oct. 5-16...Recorded his first point as a Canuck (0-1-1), Oct. 1 at CGY. **2008.09:** Led the team in average time on ice per game in the postseason (24:47)...Finished the season with new career assist and points highs; tied for 23rd among NHL defencemen in points (8-34-42)...Had his third multi-point game of the season (1-1-2), Jan. 17/09 vs DET...Tied a career-high with a five-game point/assist streak (1-5-6), Oct. 18-28/08. **2007.08:** Had two multi-point games in the playoffs...Led the team in blocked shots (108)...Logged a career high 29-30 of time on ice, Feb. 2/08 vs CHI. **2006.07:** Second among Sharks defencemen in points (33)...Career-high in goals (10)...Set a single-game career points and assists high record ng three assists, Mar. 27/07 vs LA. **2005.06:** Scored the game-winner in Game 1 of the Western Conference Semi-Finals, May 7/06 vs EDM...Notched three assists in Game 3 of the Western Conference Quarter-Finals, Apr. 25/06 vs NSH...Tied a San Jose franchise high with 10 shots on net, Mar. 11/06 NSH...Recorded two points in five games for Germany at the Winter Olympics. **2004.05:** Named to the 2005 Dodge AHL All-Star team...Led team and all AHL defencemen in shots on goal (237)...Led Cleveland defencemen n goals, assists, points and power play goals (seven). **2003.04:** Played for NHL YoungStars West team at NHL All-Star Weekend...Selected by San Jose in the 2001 NHL Entry Draft (4th round, 106th overall).

INTERNATIONAL

Olympics: 2010, 2006, 2002

World Championships: 2010, 2005, 2003, 2002

World Cup: 2004

NHL MILESTONES

100th NHL Game: Apr. 9/06 vs DAL**300th NHL Game:** Dec. 31/08 at MIN**400th NHL Game:** Feb. 11/10 at FLA**100th NHL Point:** Nov. 2/08 at COL**100th NHL Assist:** Mar. 25/09 at CHI

2009.10 GAME BY GAME

Oct. 1	@ CGY	0-1	2/0	20:16
Oct. 3	@ COL	0-0	3/0	16:38
Oct. 5	vs CBJ	1-0	3/1	15:25
Oct. 7	vs MTL	0-2	4/2	19:21
Oct. 11	vs DAL	0-1	1/0	26:06
Oct. 16	@ CGY	1-0	1/0	20:02
Oct. 17	vs MIN	0-0	1/1	20:54
Oct. 19	@ EDM	0-0	4/0	21:46
Oct. 21	@ CHI	0-0	2/2	21:59
Oct. 24	vs TOR	0-2	2/0	23:36
Oct. 25	vs EDM	0-1	0/1	22:23
Oct. 27	vs DET	1-0	4/2	21:47
Oct. 29	@ LA	0-0	1/1	23:25
Oct. 30	@ ANA	0-1	4/-1	22:49
Nov. 1	vs COL	0-0	1/1	22:10
Nov. 3	vs NYR	0-0	3/2	25:14
Nov. 5	@ MIN	0-1	2/0	26:22
Nov. 6	@ DAL	0-0	1/1	23:29
Nov. 10	@ STL	0-0	2/0	27:42
Nov. 12	@ DET	0-0	1/-1	19:19
Nov. 14	@ COL	0-0	0/3	19:31
Nov. 20	vs COL	2-1	3/2	19:37
Nov. 22	vs CHI	0-0	1/0	20:50
Nov. 26	vs LA	0-0	1/0	18:45
Nov. 28	vs EDM	1-1	6/1	24:05
Nov. 29	vs SJ	0-0	4/-1	22:10
Dec. 2	@ NJ	0-0	1/-1	19:09
Dec. 3	@ PHI	1-0	3/2	18:37
Dec. 5	@ CAR	0-0	4/3	20:03
Dec. 8	@ NSH	0-0	1/1	23:52
Dec. 10	@ ATL	0-0	2/0	18:22
Dec. 12	vs MIN	0-0	2/0	19:56
Dec. 14	vs LA	0-0	0/0	20:42
Dec. 16	vs ANA	0-0	1/0	23:26
Dec. 18	vs WSH	0-1	2/0	21:45
Dec. 20	vs STL	0-0	0/1	28:04
Dec. 22	vs NSH	0-0	5/-1	22:31
Dec. 26	vs EDM	1-0	4/1	23:13
Dec. 27	@ CGY	0-1	3/0	22:36
Dec. 29	@ PHX	0-0	1/2	25:32
Dec. 31	@ STL	1-0 (W)	4/2	24:47
Jan. 2	@ DAL	0-0	2/0	22:44
Jan. 5	vs CBJ	0-0	0/1	21:11
Jan. 7	vs PHX	0-0	1/1	24:24
Jan. 9	vs CGY	0-0	2/0	32:20
Jan. 11	vs NSH	0-0	3/-1	24:45
Jan. 13	@ MIN	0-1	3/3	23:21
Jan. 16	vs PIT	0-0	3/3	21:34
Jan. 20	@ EDM	0-0	1/-1	24:49
Jan. 21	vs DAL	1-0	4/2	25:43
Jan. 23	vs CHI	0-1	2/2	26:26
Jan. 25	vs BUF	0-1	2/1	22:54
Jan. 27	vs STL	1-0 (W)	4/1	28:11
Jan. 30	@ TOR	0-1	2/0	27:22
Feb. 2	@ MTL	0-0	3/-2	24:38
Feb. 4	@ OTT	0-0	2/-2	23:23
Feb. 6	@ BOS	0-0	0/1	29:53
Feb. 9	@ TB	0-1	3/-2	26:48
Feb. 11	@ FLA	0-0	4/0	24:24
Feb. 12	@ CBJ	0-0	4/1	25:23
Feb. 14	@ MIN	0-2	4/1	19:00
Mar. 2	@ CBJ	1-0 (W)	4/-1	24:04
Mar. 3	@ DET	0-1	0/3	25:00
Mar. 5	@ CHI	0-0	1/-1	19:23
Mar. 7	@ NSH	0-1	3/1	24:27
Mar. 9	@ COL	0-2	0/2	24:41
Mar. 10	@ PHX	1-0	5/-1	22:39
Mar. 13	vs OTT	0-0	1/1	22:39
Mar. 14	vs CGY	0-0	1/0	19:36
Mar. 16	vs NYI	0-1	6/-1	27:31
Mar. 18	vs SJ	0-1	2/-1	18:59
Mar. 20	vs DET	0-1	1/0	26:46
Mar. 23	@ EDM	0-0	3/0	21:04
Mar. 24	vs ANA	1-0	1/0	21:18
Mar. 27	@ SJ	0-0	3/1	22:20
Mar. 30	vs PHX	0-0	1/2	19:38
Apr. 1	@ LA	0-0	3/2	23:54
Apr. 2	@ ANA	0-2	5/2	20:08
Apr. 4	vs MIN	0-0	2/0	18:25
Apr. 6	vs COL	DND		
Apr. 8	@ SJ	DND		
Apr. 10	vs CGY	0-1	0/3	23:00

#15

TANNER GLASS

(TA-nuhr GLAS)

CAREER STATS

MOST GOALS IN A GAME 1

FOUR TIMES – LATEST NOV. 28/09 vs EDM

MOST ASSISTS IN A GAME 1

SEVEN TIMES – LATEST MAR. 9/10 at COL

MOST POINTS IN A GAME 2

NOV. 14/09 at COL: 1-1-2

HAT TRICKS 0

GAME-WINNING GOALS 0

POWER PLAY GOALS 0

SHORTHANDED GOALS 0

OVERTIME POINTS 0-0-0

SHOOTOUT RECORD 0/0

PENALTY SHOT RECORD 0/0



REGULAR SEASON

PLAYOFFS

GLASS vs NHL

SEASON	CLUB	LEA	GP	G	A	PTS	PIM	GP	G	A	PTS	PIM	TEAM	GP	G	A	PTS	PIM
2003.04	Dartmouth	NCAA	26	4	7	11	18	-	-	-	-	-	Anahe m	3	0	1	1	5
2004.05	Dartmouth	NCAA	33	7	8	15	32	-	-	-	-	-	Atlanta	3	0	0	0	5
2005.06	Dartmouth	NCAA	33	12	16	28	56	-	-	-	-	-	Boston	4	0	1	1	2
2006.07	Dartmouth	NCAA	32	8	20	28	92	-	-	-	-	-	Buffalo	3	0	0	0	0
	Rochester	AHL	4	0	1	1	5	-	-	-	-	-	Carolina	5	0	0	0	0
2007.08	Florida	NHL	41	1	1	2	39	-	-	-	-	-	Calgary	5	0	0	0	27
	Rochester	AHL	43	6	5	11	84	-	-	-	-	-	Chicago	5	0	0	0	9
2008.09	Florida	NHL	3	0	0	0	7	-	-	-	-	-	Columbus	3	0	0	0	2
	Rochester	AHL	44	4	9	13	100	-	-	-	-	-	Colorado	5	2	2	4	5
2009.10	Vancouver	NHL	67	4	7	11	115	4	0	0	0	0	Dallas	4	0	0	0	0
													Detroit	4	0	0	0	7
VANCOUVER TOTALS			67	4	7	11	115	4	0	0	0	0	Edmonton	8	1	0	1	4
NHL TOTALS			111	5	8	13	161	4	0	0	0	0	Florida	1	0	0	0	5
													Los Angeles	4	1	0	1	7
													Minnesota	5	0	0	0	9
													Montreal	4	0	0	0	7
													New Jersey	3	0	0	0	7
													NY Islanders	3	0	0	0	0
													NY Rangers	2	0	0	0	10
													Nashville	4	0	1	1	0
													Ottawa	4	1	0	1	17
													Philadelphia	4	0	1	1	0
													Phoenix	4	0	0	0	5
													Pittsburgh	2	0	0	0	2
													St. Louis	4	0	1	1	9
													San Jose	2	0	0	0	0
													Tampa Bay	3	0	0	0	0
													Toronto	5	0	1	1	10
													Vancouver	1	0	0	0	0
													Washington	4	0	0	0	7
													Totals	111	5	8	13	161

	LEFT WING	SHOOTS LEFT	6'1"	204 LBS	CRAVEN, SK	NOV. 29, 1983	
--	-----------	-------------	------	---------	------------	---------------	--

NHL FIRSTS

First Game: Nov. 10/07 vs CAR

First Goal: Jan. 22/08 vs OTT

First Assist: Feb. 27/08 vs TOR

HONOURS

Dartmouth McInnis Award: 2007

Honourable Mention to All Ivy-League Team: 2007

ACQUIRED

Signed as a free agent by Vancouver on August 5, 2009.

PERSONAL

Spent part of the off-season in South Africa to watch the World Cup and volunteer with "Grassroots Soccer," a program to assist in AIDs education and prevention...Studied history while attending Dartmouth...Got engaged to girlfriend Emily during the summer.

CAREER HIGHLIGHTS

2009.10: Made his NHL playoff debut, logging an average of 3:08 TOI in four games played...Recorded 11 points (4-7-11) in 67 regular season games played...Set career high for most NHL games played in a season (67)...Averaged 10:29 TOI per game...Logged a season high of 15 PIM, Dec. 17 at CGY...Recorded +2, Nov. 14 at COL...Logged season high of 15:51 TOI, Nov. 1 vs COL...Recorded first point of the season and first as a Canuck, Oct. 7 vs MTL **2008.09:** Skated in three NHL contests with the Panthers tying for game high in PIM (6), Dec. 8 at OTT...Notched 13 points (4-9-13) and 100 PIM in 44 games played with Rochester Americans of AHL...Logged season high 11 PIM Dec. 7 vs Albany **2007.08:** Logged an average 4:25 TOI in 41 regular season games played with the Florida Panthers...Collected one goal, Jan. 22 vs OTT... Collected 11 points (6-5-11) and 84 PIM in 43 regular season games played with the Rochester Americans of the AHL **2006.07:** Played in four AHL contests with the Rochester Americans...Collected three assists in four games played in the 2007 postseason...Registered two assists, including one shorthanded in the series winning game against Princeton, Mar. 10...Notched 28 points (8-20-28) in 32 regular season contests with Dartmouth...Logged Dartmouth Career high of 92 PIM **2005.06:** Opened tournament scoring in the 2006 NCAA postseason, finished the game with four points (2-2-4) including an assist on the game-winner, Mar. 10 against Yale...Finished the 2006 postseason with five points (3-2-5)...Played in 33 regular season contests with Dartmouth...Notched 12 goals and 16 assists...Named highest scoring junior on team with 28 points...Shared team lead with six power play goals **2004.05:** Played in five NCAA postseason games with Dartmouth in 2004...Registered an assist on the lone goal, a series winner against Rensselaer, Mar. 14/04...In 33 regular season contests notched 15 points (7-8-15) **2003.04:** Played in 26 contests with Dartmouth Big Green...Notched 11 points (4-7-11).

NHL MILESTONES

100th NHL Game: Mar. 2/10 at CBJ

2009.10 GAME BY GAME

Oct. 1	@ CGY	DND	
Oct. 3	@ COL	DND	
Oct. 5	vs CBJ	DND	
Oct. 7	vs MTL	0-0	0/1 12:11
Oct. 11	vs DAL	0-0	1/0 8:57
Oct. 16	@ CGY	0-0	1/-2 9:25
Oct. 17	vs MIN	DND	
Oct. 19	@ EDM	0-0	1/0 7:53
Oct. 21	@ CHI	0-0	0/0 7:04
Oct. 24	vs TOR	0-0	1/0 8:09
Oct. 25	vs EDM	0-0	1/0 7:27
Oct. 27	vs DET	0-0	0/0 6:46
Oct. 29	@ LA	0-0	1/0 9:36
Oct. 30	@ ANA	0-0	1/0 14:06
Nov. 1	vs COL	1-0	2/1 15:51
Nov. 3	vs NYR	0-0	0/1 12:03
Nov. 5	@ MIN	0-0	0/0 13:03
Nov. 6	@ DAL	0-0	1/0 13:01
Nov. 10	@ STL	0-0	3/0 12:11
Nov. 12	@ DET	0-0	2/0 9:55
Nov. 14	@ COL	1-1	1/2 8:47
Nov. 20	vs COL	0-0	1/0 9:49
Nov. 22	vs CHI	0-0	1/0 7:07
Nov. 26	vs LA	1-0	2/1 11:32
Nov. 28	vs EDM	1-0	1/1 12:22
Nov. 29	vs SJ	0-0	1/1 10:37
Dec. 2	@ NJ	0-0	0/0 13:06
Dec. 3	@ PHI	0-1	1/1 8:25
Dec. 5	@ CAR	0-0	1/0 7:49
Dec. 8	@ NSH	0-0	0/0 6:17
Dec. 10	vs ATL	0-0	1/0 8:43
Dec. 12	vs MIN	0-0	2/0 10:27
Dec. 14	vs LA	0-0	1/0 6:26
Dec. 16	vs ANA	0-1	0/0 9:15
Dec. 18	vs WSH	0-0	1/-1 10:19
Dec. 20	vs STL	0-0	1/0 8:22
Dec. 22	vs NSH	0-1	2/1 12:40
Dec. 26	vs EDM	0-0	0/0 13:20
Dec. 27	@ CGY	0-0	0/0 9:01
Dec. 29	@ PHX	0-0	4/0 14:48
Dec. 31	@ STL	0-1	1/1 12:22
Jan. 2	@ DAL	0-0	0/0 15:03
Jan. 5	vs CBJ	0-0	0/1 15:12
Jan. 7	vs PHX	0-0	0/0 14:04
Jan. 9	vs CGY	0-0	0/0 13:47
Jan. 11	vs NSH	0-0	1/0 9:21
Jan. 13	@ MIN	0-0	0/-1 13:02
Jan. 16	vs PIT	0-0	1/-1 13:19
Jan. 20	@ EDM	0-0	0/0 9:59
Jan. 21	vs DAL	0-0	0/0 10:53
Jan. 23	vs CHI	0-0	0/-1 9:10
Jan. 25	vs BUF	0-0	0/-1 6:49
Jan. 27	vs STL	DND	
Jan. 30	@ TOR	0-0	1/1 8:03
Feb. 2	@ MTL	DND	
Feb. 4	@ OTT	0-0	0/0 7:11
Feb. 6	@ BOS	0-1	2/1 12:44
Feb. 9	@ TB	0-0	0/0 10:20
Feb. 11	@ FLA	0-0	0/1 12:00
Feb. 12	@ CBJ	0-0	1/1 12:43
Feb. 14	@ MIN	0-0	0/-1 13:21
Mar. 2	@ CBJ	0-0	0/-1 11:29
Mar. 3	@ DET	0-0	0/0 10:03
Mar. 5	@ CHI	0-0	0/-1 10:15
Mar. 7	@ NSH	0-0	0/0 7:01
Mar. 9	@ COL	0-1	1/1 12:24
Mar. 10	@ PHX	0-0	0/0 4:42
Mar. 13	vs OTT	DND	
Mar. 14	vs CGY	DND	
Mar. 16	vs NYI	0-0	0/0 6:04
Mar. 18	vs SJ	DND	
Mar. 20	vs DET	DND	
Mar. 23	@ EDM	0-0	4/0 11:20
Mar. 24	vs ANA	0-0	1/0 12:57
Mar. 27	@ SJ	0-0	2/0 9:47
Mar. 30	vs PHX	0-0	0/0 7:04
Apr. 1	@ LA	0-0	1/-2 12:17
Apr. 2	@ ANA	DND	
Apr. 4	vs MIN	DND	
Apr. 6	vs COL	DND	
Apr. 8	@ SJ	DND	
Apr. 10	vs CGY	DND	

#2

DAN HAMHUIS

(DAN HAM-HOOS)

CAREER STATS

MOST GOALS IN A GAME 1

MULTIPLE TIMES – LATEST MAR. 25/10 vs PHX

MOST ASSISTS IN A GAME 4

MAR. 4/04 at PIT

MOST POINTS IN A GAME 5

MAR. 4/04 at PIT: 1-4-5

HAT TRICKS 0

GAME-WINNING GOALS 8

LATEST NOV. 14/08 at ANA

POWER PLAY GOALS 8


LATEST FEB. 12/09 vs STL

SHORTHANDED GOALS 2

LATEST NOV. 28/08 at ATL

OVERTIME POINTS 1-2-3

SHOOTOUT RECORD 0/0

PENALTY SHOT RECORD 0/0


REGULAR SEASON

PLAYOFFS

HAMHUIS vs NHL

SEASON	CLUB	LEA	GP	G	A	PTS	PIM	GP	G	A	PTS	PIM	TEAM	GP	G	A	PTS	PIM
1998.99	Prince George	WHL	56	1	3	4	45	7	1	2	3	8	Anahe m	24	2	7	9	14
1999.00	Prince George	WHL	70	10	23	33	140	13	2	3	5	35	Atlanta	7	2	2	4	8
2000.01	Prince George	WHL	62	13	46	59	125	6	2	3	5	15	Boston	5	0	1	1	2
2001.02	Prince George	WHL	59	10	50	60	135	7	0	5	5	16	Buffalo	5	0	2	2	8
2002.03	Milwaukee	AHL	68	6	21	27	81	6	0	3	3	2	Calgary	24	0	7	7	10
2003.04	Nashville	NHL	80	7	19	26	57	6	0	2	2	6	Carolina	5	0	0	0	2
2004.05	Milwaukee	AHL	76	13	38	51	85	7	0	2	2	10	Chicago	41	4	15	19	68
2005.06	Nashville	NHL	82	7	31	38	70	5	0	2	2	2	Colorado	24	1	5	6	12
2006.07	Nashville	NHL	81	6	14	20	66	5	0	1	1	2	Columbus	41	3	12	15	32
2007.08	Nashville	NHL	80	4	23	27	66	6	1	1	2	6	Dallas	24	1	7	8	30
2008.09	Nashville	NHL	82	3	23	26	67	–	–	–	–	–	Detroit	42	3	10	13	26
2009.10	Nashville	NHL	78	5	19	24	49	6	0	2	2	2	Edmonton	24	0	5	5	14
NHL TOTALS			483	32	129	161	375	28	1	8	9	18	Florida	7	1	3	4	2
													Los Angeles	23	1	4	5	20
													Minnesota	24	4	7	11	16
													Montreal	5	0	3	3	4
													Nashville	0	0	0	0	0
													New Jersey	6	0	1	1	8
													NY Islanders	5	0	1	1	4
													NY Rangers	5	0	0	0	4
													Ottawa	4	1	0	1	0
													Philadelphia	5	0	2	2	6
													Phoenix	23	2	6	8	10
													Pittsburgh	6	1	5	6	4
													St. Louis	42	4	8	12	18
													San Jose	24	0	6	6	14
													Tampa Bay	5	1	0	1	2
													Toronto	4	0	0	0	2
													Vancouver	24	1	9	10	31
													Washington	5	0	1	1	4
													Totals	483	32	129	161	375

DEFENCE

SHOOTS LEFT

6'0"

202 LBS

SMITHERS, BC

DEC. 13, 1982

NHL FIRSTS

First Game: Oct. 9/03 vs ANA**First Goal:** Oct. 16/03 vs STL**First Assist:** Oct. 16/03 vs STL

STREAKS

Assists: 4 games Twice (latest Mar. 2-7/10: 4 assists)**Points:** 5 games Oct. 4-13/07: 1-5-6

HONOURS

NHL YoungStars Game: 2004

Four Broncos Memorial Trophy: 2002

Bill Hunter Memorial Trophy: 2002

CHL Defenceman of the Year: 20002

WHL Player of the Year: 2002

ACQUIRED

Signed as a free agent by Vancouver on July 1, 2010.

PERSONAL

Along with Georges Laraque and officials from the NHLPA and World Vision Canada, Hamhuis visited the Grace Children's Hospital in Port-au-Prince in 2010 to announce over \$1 million had been raised to help rebuild the hospital destroyed in Haiti by a natural disaster...Spends his summers in Smithers, BC, partaking in a number of outdoor activities and sports...Names his father as his idol.

CAREER HIGHLIGHTS

2009.10: Finished third on Nashville in time on ice per game (21:15)...Registered an assist for the second consecutive game and finished +2, Mar. 16 vs PHL...Collected an assist for the fourth consecutive game and added four shots, Mar. 7 vs VAN...Finished +2, collecting an assist and four shots, Feb. 9 at NYL...Collected his third multi-point game of the season with two points (1-1-2), Dec. 4 at CHI...Registered two points (1-1-2) and finished +3, Nov. 28 vs FLA...Tallied his first multi-point game of the season, registering two points (0-2-2), Oct. 31 vs DAL...Skated for a season high 27:30 TOI, Oct. 3 at DAL **2008.09:** Ranked third on the Predators in average ice time with a career high (22:50)...Ranked third among club blueliners in points (3-23-26)...Tied a career high for shots on goal (135)...First on the team and second among NHL defencemen in takeaways (63)...One of just five NHL defencemen to score a power play goal, a shorthanded goal and a game-winning goal...Played in his 400th career NHL game, becoming the fourth Nashville draft pick to reach the mark in a Predators uniform, Mar. 31 at CBJ...Scored his first career OT goal, Nov. 14 at ANA. **2007.08:** Led the Predators in average time on ice (22:43), and hits with a personal-best (162)...Finished third in points among Nashville defencemen (4-23-27)...Notched a point in each of the first five games of the season, a career-high point streak (1-5-6)...Notched his 100th career point (goal), Jan. 5 vs MIN. **2006.07:** Ranked second on the club in hits (121) and third in blocked shots (85)...Scored the game-winner, Feb. 3 vs ANA. **2005.06:** Posted career-highs in assists (31), points (7-31-38) and penalty minutes (70) and matched his career-high in goals...Ranked second on Nashville in hits (114) and blocked shots (100)...Scored his first career shorthanded goal, Mar. 14 vs VAN...Played for Canada at the 2006 World Championships and led team blueliners in scoring (1-4-5). **2004.05:** Named a Second Team AHL All-Star...Ranked second among AHL defencemen in scoring with 51 points (13-38-51) and tied for third among AHL blueliners in power play goals (8)...Led Milwaukee defencemen and ranked second overall on the Admirals in points and assists. **2003.04:** Tied a franchise rookie record by appearing in 80 regular season games...Finished second on the Predators and second among NHL rookies in average ice time (22:08)...Tied for second on Nashville and tied for second among League rookies in game-winning goals (4)...Tied for second among NHL rookie defencemen in assists (19) and tied for third in points (7-19-26)...Became one of two Predators to ever record a five-point game and set a franchise single-game record for points by a rookie recording five points (1-4-5), Mar. 4 at PIT.

INTERNATIONAL

World Championships: 2009 (silver), 2008 (silver), 2007 (gold), 2006

World Junior Championships: 2002 (silver), 2001 (bronze)

NHL YoungStars Game: 2004

NHL MILESTONES

100th NHL Game: Nov. 24/05 vs LA**400th NHL Game:** Mar. 31/09 at CBJ**100th NHL Point:** Jan. 5/08 vs MIN

2009.10 GAME BY GAME

Oct. 3	@ DAL	0-0	2/-1	27:30
Oct. 8	vs COL	0-0	1/0	25:38
Oct. 10	vs BUF	0-0	3/0	21:55
Oct. 12	vs EDM	0-1	3/-3	19:47
Oct. 14	@ DAL	0-0	3/-1	21:05
Oct. 15	vs CHI	0-0	1/-2	20:36
Oct. 17	@ WSH	INJ		
Oct. 21	@ BOS	INJ		
Oct. 22	@ OTT	INJ		
Oct. 24	@ CHI	INJ		
Oct. 28	@ MIN	0-0	3/0	19:46
Oct. 29	vs CHI	0-0	2/0	18:49
Oct. 31	vs DAL	0-2	1/1	22:46
Nov. 5	@ ANA	0-0	4/0	22:59
Nov. 7	@ LA	0-0	1/1	22:26
Nov. 10	@ SJ	0-1	1/1	18:01
Nov. 12	@ STL	0-0	2/0	19:42
Nov. 14	vs MTL	0-0	5/0	19:06
Nov. 17	vs SJ	0-0	1/1	18:58
Nov. 19	vs NJ	0-0	0/0	22:07
Nov. 21	vs CBJ	0-0	2/-1	22:13
Nov. 23	vs DET	0-1	1/1	20:58
Nov. 25	@ COL	0-0	2/0	22:03
Nov. 27	vs STL	0-0	0/1	21:53
Nov. 28	vs FLA	1-1	1/3	21:16
Nov. 30	vs CGY	0-0	0/-1	18:45
Dec. 2	@ MIN	0-0	0/1	20:12
Dec. 4	@ CHI	1-1	2/2	17:46
Dec. 5	vs MIN	0-0	0/-1	19:37
Dec. 8	vs VAN	0-0	0/-1	19:01
Dec. 10	vs CBJ	0-0	0/0	22:21
Dec. 12	vs DET	0-0	2/0	23:49
Dec. 14	@ CBJ	0-1	1/1	21:31
Dec. 15	vs TB	1-0	2/3	18:58
Dec. 17	@ EDM	0-0	3/0	20:19
Dec. 19	@ CGY	0-0	1/1	13:32
Dec. 22	@ VAN	0-0	0/-2	20:12
Dec. 26	vs CHI	0-0	1/0	21:19
Dec. 27	@ CHI	1-0	2/0	23:28
Dec. 29	@ STL	0-0	1/0	25:14
Dec. 31	@ CBJ	0-0	2/1	23:56
Jan. 2	vs ANA	0-0	0/1	23:05
Jan. 5	vs CGY	0-0	2/-1	19:37
Jan. 7	vs CAR	0-0	1/1	19:50
Jan. 9	vs ANA	0-0	1/-2	18:53
Jan. 11	@ VAN	0-0	0/-1	21:43
Jan. 12	@ EDM	0-0	1/0	23:04
Jan. 15	@ CGY	0-0	1/1	20:14
Jan. 18	vs TOR	0-0	2/-3	20:56
Jan. 21	@ PHX	0-0	3/-2	22:03
Jan. 22	@ COL	0-0	1/0	21:20
Jan. 26	@ CBJ	0-0	1/0	19:52
Jan. 29	@ DET	0-1	2/0	18:04
Jan. 30	vs ATL	0-1	0/-1	21:04
Feb. 2	vs PHX	0-0	3/0	24:26
Feb. 4	vs COL	0-0	3/0	22:22
Feb. 6	vs SJ	0-0	2/0	20:08
Feb. 9	@ NYI	0-1	4/2	21:15
Feb. 10	@ NYR	0-0	0/1	21:31
Feb. 12	@ NJ	0-1	0/0	20:35
Feb. 14	@ PIT	0-0	0/0	22:11
Mar. 2	vs EDM	0-1	1/1	20:23
Mar. 4	vs LA	0-1	2/-1	17:09
Mar. 5	@ DET	0-1	0/-2	22:56
Mar. 7	vs VAN	0-1	4/0	19:44
Mar. 9	@ ATL	0-0	0/-1	24:47
Mar. 11	@ SJ	0-0	5/0	17:47
Mar. 12	@ ANA	0-0	1/0	19:23
Mar. 14	@ LA	0-1	0/0	20:50
Mar. 16	vs PHI	0-1	0/2	21:10
Mar. 18	vs MIN	0-0	1/2	21:47
Mar. 20	vs CBJ	0-0	1/1	22:30
Mar. 21	@ STL	0-0	2/2	23:03
Mar. 23	vs DAL	0-0	5/0	22:20
Mar. 25	vs PHX	1-0	3/1	23:49
Mar. 27	vs DET	0-0	2/0	24:29
Mar. 29	@ FLA	0-0	2/0	22:46
Mar. 30	vs LA	0-0	1/-1	18:36
Apr. 1	vs STL	0-1	1/1	20:41
Apr. 3	@ DET	0-0	0/-1	22:53
Apr. 7	@ PHX	0-0	1/-1	22:22
Apr. 10	vs STL	0-0	0/0	25:43

#36

JANNIK
HANSEN

(YAH-nihk HAHN-suhn)

CAREER STATS

MOST GOALS IN A GAME 2

OCT. 25/08 vs EDM

MOST ASSISTS IN A GAME 2

TWICE – LATEST NOV. 19/08 at NYR

MOST POINTS IN A GAME 2

SIX TIMES – LATEST JAN. 16/10 vs PIT: 1-1-2

HAT TRICKS 0

GAME-WINNING GOALS 4

LATEST MAR. 9/10 at COL

POWER PLAY GOALS 0

SHORTHANDED GOALS 1

FEB. 11/10 at FLA

OVERTIME POINTS 0-0-0

SHOOTOUT RECORD 0/0

PENALTY SHOT RECORD 0/0



REGULAR SEASON

PLAYOFFS

HANSEN vs NHL

SEASON	CLUB	LEA	GP	G	A	PTS	PIM	GP	G	A	PTS	PIM	TEAM	GP	G	A	PTS	PIM
2003.04	Rodovre	DEN	35	12	7	19	48	–	–	–	–	–	Anahe m	5	1	3	4	6
2004.05	Rodovre	DEN	32	17	17	34	40	5	3	1	4	24	Atlanta	2	0	0	0	0
2005.06	Portland	WHL	64	24	40	64	67	12	7	6	13	16	Boston	1	0	0	0	0
2006.07	Vancouver	NHL	–	–	–	–	–	10	0	1	1	4	Buffalo	1	0	0	0	0
	Manitoba	AHL	72	12	22	34	38	6	0	0	0	2	Carolina	2	1	0	1	0
2007.08	Vancouver	NHL	5	0	0	0	2	–	–	–	–	–	Calgary	9	0	4	4	8
	Manitoba	AHL	50	21	22	43	22	6	2	2	4	0	Chicago	5	0	1	1	2
2008.09	Vancouver	NHL	55	6	15	21	37	2	0	0	0	0	Columbus	4	0	1	1	2
	Manitoba	AHL	2	1	0	1	2	–	–	–	–	–	Colorado	10	2	3	5	4
2009.10	Vancouver	NHL	47	9	6	15	18	12	1	2	3	4	Dallas	2	0	0	0	0
VANCOUVER/NHL TOTALS			107	15	21	36	57	24	1	3	4	8	Detroit	6	1	0	1	0
													Edmonton	9	3	1	4	0
													Florida	2	1	0	1	0
													Los Angeles	4	0	1	1	0
													Minnesota	6	0	1	1	2
													Montreal	1	0	1	1	0
													New Jersey	1	1	0	1	0
													NY Islanders	2	0	0	0	0
													NY Rangers	1	0	2	2	0
													Nashville	8	1	0	1	6
													Ottawa	3	0	0	0	0
													Philadelphia	2	0	0	0	0
													Phoenix	4	0	0	0	4
													Pittsburgh	2	1	1	2	15
													St. Louis	4	2	0	2	4
													San Jose	7	1	0	1	0
													Tampa Bay	1	0	0	0	0
													Toronto	1	0	1	1	4
													Washington	2	0	1	1	0
													Totals	107	15	21	36	57

NHL FIRSTS

First Game: Apr. 13/07 vs DAL

First Goal: Oct. 16/08 at DET

First Assist: Apr. 15/07 at DAL

ACQUIRED

Vancouver's seventh choice, 287th overall in the 2004 NHL Entry Draft.

PERSONAL

Hansen is the first Danish citizen to play and register a point in an NHL playoff game...His father, Bent, is a fo mer member of the Danish national hockey team...Jannik is a soccer fan and roots for the Danish national team.

CAREER HIGHLIGHTS

2009.10: Recorded 15 points (9-6-15) in 47 games played...Played his 100th career NHL game, Mar. 27 at SJ...Logged a season-high 18:29 of ice t me, Mar. 16 vs NYI...Scored game-winning goals in consecutive games, Mar. 7 at NSH and Mar. 9 at COL...Scored first career shorthanded goal, Feb. 11 at FLA...Tied a career high for most points in a game (1-1-2), Nov. 14 at COL...Missed 19 games due to a hand injury, Oct. 1-Nov. 10. **2008.09:** Finished the season with 21 points (6-15-21) and 37 penalty minutes in 55 games with the Canucks...Tied for 25th in points (21) among all rookies in the NHL...Recorded four multi-point games...Registered his first career game-winning goal, Feb. 10/09 at STL...Recorded his first two-goal game Oct. 25/08 vs EDM...Scored his first career goal, Oct. 16/08 at DET...Recorded his first career point (an assist), Oct. 11/08 at CGY. **2007.08:** Appeared in six playoff games for the Manitoba Moose recording four points (2-2-4). **2006.07:** Made his NHL debut during playoffs against Dallas appearing in 10 games recording one point (0-1-1) and four penalty minutes. **2005.06:** Recorded 13 points (7-6-13) in 12 playoff games for Portland of the WHL...Represented Denmark in the 2004, 2006 and 2008 World Championships appearing in a total of 16 games recording six points (4-2-6) and eight penalty minutes.

INTERNATIONAL

World Championships: 2008, 2006, 2005

World Junior Championships: 2006 (Div 1), 2005 (Div 1), 2004 (Div 1)

NHL MILESTONES

100th NHL Game: Mar. 27/10 at SJ

2009.10 GAME BY GAME

Oct. 1	@ CGY	INJ		
Oct. 3	@ COL	INJ		
Oct. 5	vs CBJ	INJ		
Oct. 7	vs MTL	INJ		
Oct. 11	vs DAL	INJ		
Oct. 16	@ CGY	INJ		
Oct. 17	vs MIN	INJ		
Oct. 19	@ EDM	INJ		
Oct. 21	@ CHI	INJ		
Oct. 24	vs TOR	INJ		
Oct. 25	vs EDM	INJ		
Oct. 27	vs DET	INJ		
Oct. 29	@ LA	INJ		
Oct. 30	@ ANA	INJ		
Nov. 1	vs COL	INJ		
Nov. 3	vs NYR	INJ		
Nov. 5	@ MIN	INJ		
Nov. 6	@ DAL	INJ		
Nov. 10	@ STL	INJ		
Nov. 12	@ DET	0-0	0/0	8:20
Nov. 14	@ COL	1-1 (W)	3/3	13:32
Nov. 20	vs COL	0-1	2/1	16:11
Nov. 22	vs CHI	0-0	1/0	14:29
Nov. 26	vs LA	0-0	0/0	12:09
Nov. 28	vs EDM	0-0	2/-1	14:16
Nov. 29	vs SJ	1-0	3/0	11:45
Dec. 2	@ NJ	1-0	4/1	13:57
Dec. 3	@ PHI	0-0	3/0	14:08
Dec. 5	@ CAR	1-0	4/-2	17:57
Dec. 8	@ NSH	0-0	2/-2	16:44
Dec. 10	vs ATL	0-0	2/0	15:02
Dec. 12	vs MIN	0-0	1/0	10:54
Dec. 14	vs LA	0-0	1/-1	11:12
Dec. 16	vs ANA	0-0	0/0	8:49
Dec. 18	vs WSH	0-1	0/1	9:56
Dec. 20	vs STL	0-0	0/0	7:01
Dec. 22	vs NSH	0-0	0/0	10:36
Dec. 26	vs EDM	0-0	0/0	9:00
Dec. 27	@ CGY	0-0	1/0	11:38
Dec. 29	@ PHX	DND		
Dec. 31	@ STL	DND		
Jan. 2	@ DAL	DND		
Jan. 5	vs CBJ	DND		
Jan. 7	vs PHX	DND		
Jan. 9	vs CGY	DND		
Jan. 11	vs NSH	0-0	3/0	10:54
Jan. 13	@ MIN	0-0	0/-1	7:19
Jan. 16	vs PIT	1-1	2/2	11:26
Jan. 20	@ EDM	0-0	1/-1	4:46
Jan. 21	vs DAL	DND		
Jan. 23	vs CHI	DND		
Jan. 25	vs BUF	DND		
Jan. 27	vs STL	DND		
Jan. 30	@ TOR	MIN		
Feb. 2	@ MTL	MIN		
Feb. 4	@ OTT	MIN		
Feb. 6	@ BOS	MIN		
Feb. 9	@ TB	0-0	2/0	6:51
Feb. 11	@ FLA	1-0	2/1	11:14
Feb. 12	@ CBJ	0-0	0/-1	3:58
Feb. 14	@ MIN	DND		
Mar. 2	@ CBJ	DND		
Mar. 3	@ DET	0-0	0/-1	12:57
Mar. 5	@ CHI	0-0	0/-1	13:14
Mar. 7	@ NSH	1-0 (W)	3/1	14:49
Mar. 9	@ COL	1-0 (W)	3/1	14:15
Mar. 10	@ PHX	0-0	1/-1	14:01
Mar. 13	vs OTT	0-0	1/0	13:52
Mar. 14	vs CGY	0-0	3/-1	13:23
Mar. 16	vs NYI	0-0	3/1	18:29
Mar. 18	vs SJ	0-0	1/-2	15:33
Mar. 20	vs DET	0-0	0/0	16:45
Mar. 23	@ EDM	0-0	1/0	14:45
Mar. 24	vs ANA	0-1	2/1	17:04
Mar. 27	@ SJ	0-0	3/0	12:48
Mar. 30	vs PHX	0-0	2/0	15:50
Apr. 1	@ LA	0-0	1/-3	15:15
Apr. 2	@ ANA	1-0	3/1	11:57
Apr. 4	vs MIN	0-0	0/-1	8:43
Apr. 6	vs COL	0-0	0/0	9:28
Apr. 8	@ SJ	0-0	0/0	10 11
Apr. 10	vs CGY	0-1	1/0	12:23

#24

DARCY HORDICHUK

(DAHR-see HOHR-dih-chuck)

CAREER STATS

MOST GOALS IN A GAME **1**

SEVERAL TIMES – LATEST NOV. 5/09 vs MIN

MOST ASSISTS IN A GAME **2**

DEC. 27/05 at CGY

MOST POINTS IN A GAME **2**

TWICE – LATEST DEC. 27/05 at CGY: 0-2-2

HAT TRICKS **0**
GAME-WINNING GOALS **3**

LATEST JAN. 8/08 at LA

POWER PLAY GOALS **0**
SHORTHANDED GOALS **0**
OVERTIME POINTS **0-0-0**
SHOOTOUT RECORD **0/0**
PENALTY SHOT RECORD **0/0**


REGULAR SEASON

PLAYOFFS

HORDICHUK vs NHL

SEASON	CLUB	LEA	GP	G	A	PTS	PIM	GP	G	A	PTS	PIM
1996.97	Calgary	WHL	3	0	0	0	2	–	–	–	–	–
1997.98	Dauphin	MJHL	58	12	21	33	279	–	–	–	–	–
1998.99	Saskatoon	WHL	66	3	2	5	246	–	–	–	–	–
1999.00	Saskatoon	WHL	63	6	8	14	269	11	4	2	6	43
2000.01	Atlanta	NHL	11	0	0	0	38	–	–	–	–	–
	Orlando	IHL	69	7	3	10	369	16	3	3	6	41
2001.02	Atlanta	NHL	33	1	1	2	127	–	–	–	–	–
	Phoenix	NHL	1	0	0	0	14	–	–	–	–	–
	Chicago	AHL	34	5	4	9	127	–	–	–	–	–
2002.03	Phoenix	NHL	25	0	0	0	82	–	–	–	–	–
	Florida	NHL	3	0	0	0	15	–	–	–	–	–
	Springfield	AHL	22	1	3	4	38	–	–	–	–	–
2003.04	Florida	NHL	57	3	1	4	158	–	–	–	–	–
2004.05	Did not play											
2005.06	Nashville	NHL	74	7	6	13	163	–	–	–	–	–
2006.07	Nashville	NHL	53	1	3	4	90	2	0	0	0	0
2007.08	Nashville	NHL	45	1	2	3	60	5	0	0	0	2
2008.09	Vancouver	NHL	73	4	1	5	109	10	1	0	1	14
2009.10	Vancouver	NHL	56	1	1	2	142	–	–	–	–	–
VANCOUVER TOTALS			129	5	2	7	251	10	1	0	1	14
NHL TOTALS			431	18	15	33	998	17	1	0	1	16

TEAM	GP	G	A	PTS	PIM
Anaheim	21	0	0	0	81
Atlanta	8	1	0	1	11
Boston	8	1	0	1	20
Buffalo	8	0	0	0	17
Carolina	9	1	0	1	24
Calgary	21	2	2	4	38
Chicago	25	0	2	2	42
Columbus	28	2	2	4	45
Colorado	14	2	0	2	12
Dallas	21	1	1	2	27
Detroit	15	0	0	0	11
Edmonton	24	0	1	1	94
Florida	6	1	1	2	16
Los Angeles	22	1	1	2	88
Minnesota	21	2	2	4	81
Montreal	10	0	0	0	19
New Jersey	7	0	0	0	0
NY Islanders	8	0	0	0	10
NY Rangers	10	0	1	1	38
Nashville	9	0	0	0	24
Ottawa	7	0	0	0	31
Philadelphia	9	0	0	0	30
Phoenix	19	1	0	1	40
Pittsburgh	11	1	0	1	41
St. Louis	27	0	1	1	38
San Jose	18	0	0	0	23
Tampa Bay	11	0	0	0	29
Toronto	11	0	1	1	33
Vancouver	10	2	0	2	10
Washington	13	0	0	0	25

Totals **431** **18** **15** **33** **998**

	LEFT WING	SHOOTS LEFT	6'2"	205 LBS	KAMSACK, SK	AUG. 10, 1980	
--	-----------	-------------	------	---------	-------------	---------------	--

NHL FIRSTS

First Game: Jan. 12/01 vs MTL

First Goal: Dec. 21/01 at CAR

First Assist: Dec. 28/01 vs TOR

ACQUIRED

Signed as a free agent by Vancouver on Jul. 1, 2008.

PERSONAL

Spent the summer of 2008 training with Chuck Liddell, a mixed martial artist and former Ult mate Fight ng Championship light heavyweight champion...If he didn't play hockey, he would be a motivational speaker... Winning the 2001 IHL Turner Cup Championship is his favourite hockey memory...Maintains his own official website at www.darcyjordichuk.com.

CAREER HIGHLIGHTS

2009.10: Collected two points (1-1-2) in 56 games played...Recorded 142 penalty minutes, leading the team...Recorded his first goal of the season, Nov. 5 vs MIN...Collected his first point of the season (0-1-1), Oct. 25 vs EDM. **2008.09:** Played in all 10 playoff games, scoring his first postseason goal and recording 14 PIM...Concluded the season with four goals, one assist, five points and 109 penalty minutes...Recorded four goals and five points, the second highest season totals in each of those categories in his career to date...Tallied two points (1-1-2) in two consecutive games, Dec. 5-7...Registered a season high for most penalty minutes (12) in a single game, Dec. 5 at MIN...Notched his first point as a Canuck (goal), Nov. 27 vs CGY. **2007.08:** Made five postseason appearances with Nashville in the 2008 NHL Playoffs...Surpassed 700 career penalty minutes, Dec. 23 at CBJ. **2006.07:** Made NHL playoff debut, Apr. 16 at SJ...Finished the season with four points (1-3-4) and 90 penalty minutes in 53 games played...Signed a one-year contract with Nashville, Jul. 16. **2005.06:** Set career-highs in games played (74), goals (7), assists (6), points (13), penalty minutes (163) and shots (52)...Recorded a career-high +9 rating, the third highest plus/minus rating on the team...Appeared in his 200th NHL game, Apr. 6 at STL...Posted a single-game career-high with 27 penalty minutes on Nov. 24 vs LAK. **2003.04:** Led the Panthers in penalty minutes with 158. **2002.03:** Split the season between Florida and Phoenix after being traded, Mar. 8...Recorded 97 penalty minutes in 28 games. **2001.02:** Split the season between Phoenix and Atlanta after being dealt Mar. 19...Combined for 141 penalty minutes in 34 games with the Thrashers and Coyotes ranking h m third among NHL rookies.

NHL MILESTONES

100th NHL Game: Jan. 21/04 vs COL

200th NHL Game: Apr. 6/06 at STL

300th NHL Game: Mar. 13/08 vs LA

400th NHL Game: Dec. 29/09 at PHX

2009.10 GAME BY GAME

Oct. 1	@ CGY	0-0	0/-1	5:26
Oct. 3	@ COL	0-0	0/0	6:56
Oct. 5	vs CBJ	0-0	0/1	9:47
Oct. 7	vs MTL	0-0	0/0	8:24
Oct. 11	vs DAL	0-0	0/0	6:04
Oct. 16	@ CGY	0-0	0/-2	7:09
Oct. 17	vs MIN	0-0	0/0	5:32
Oct. 19	@ EDM	DND		
Oct. 21	@ CHI	0-0	0/0	7:10
Oct. 24	vs TOR	0-0	0/0	9:42
Oct. 25	vs EDM	0-1	0/1	6:49
Oct. 27	vs DET	0-0	0/-1	7:19
Oct. 29	@ LA	DND		
Oct. 30	@ ANA	DND		
Nov. 1	vs COL	0-0	0/0	7:26
Nov. 3	vs NYR	0-0	0/0	5:22
Nov. 5	@ MIN	1-0	2/2	6:30
Nov. 6	@ DAL	0-0	2/0	7:19
Nov. 10	@ STL	0-0	0/0	8:52
Nov. 12	@ DET	DND		
Nov. 14	@ COL	DND		
Nov. 20	vs COL	DND		
Nov. 22	vs CHI	DND		
Nov. 26	vs LA	0-0	0/0	6:30
Nov. 28	vs EDM	0-0	1/-1	9:11
Nov. 29	vs SJ	0-0	0/-1	5:57
Dec. 2	@ NJ	DND		
Dec. 3	@ PHI	DND		
Dec. 5	@ CAR	DND		
Dec. 8	@ NSH	DND		
Dec. 10	vs ATL	0-0	0/0	4:29
Dec. 12	vs MIN	0-0	0/-1	2:57
Dec. 14	vs LA	DND		
Dec. 16	vs ANA	0-0	0/0	2:22
Dec. 18	vs WSH	DND		
Dec. 20	vs STL	DND		
Dec. 22	vs NSH	DND		
Dec. 26	vs EDM	0-0	0/0	8:03
Dec. 27	@ CGY	0-0	0/0	9:56
Dec. 29	@ PHX	0-0	1/1	4:55
Dec. 31	@ STL	0-0	0/0	4:42
Jan. 2	@ DAL	0-0	1/0	5:16
Jan. 5	vs CBJ	0-0	1/-1	8:32
Jan. 7	vs PHX	0-0	1/0	6:13
Jan. 9	vs CGY	0-0	1/0	7:38
Jan. 11	vs NSH	0-0	1/0	5:30
Jan. 13	@ MIN	0-0	1/0	4:30
Jan. 16	vs PIT	0-0	0/1	9:28
Jan. 20	@ EDM	0-0	0/-1	4:42
Jan. 21	vs DAL	0-0	0/0	6:44
Jan. 23	vs CHI	0-0	1/-1	6:27
Jan. 25	vs BUF	DND		
Jan. 27	vs STL	0-0	1/0	6:25
Jan. 30	@ TOR	0-0	0/-1	3:07
Feb. 2	@ MTL	0-0	0/-1	6:18
Feb. 4	@ OTT	DND		
Feb. 6	@ BOS	0-0	2/0	4:32
Feb. 9	@ TB	0-0	0/0	4:29
Feb. 11	@ FLA	0-0	0/0	7:01
Feb. 12	@ CBJ	0-0	0/-1	3:04
Feb. 14	@ MIN	0-0	1/0	6:25
Mar. 2	@ CBJ	0-0	0/0	4:33
Mar. 3	@ DET	DND		
Mar. 5	@ CHI	DND		
Mar. 7	@ NSH	DND		
Mar. 9	@ COL	DND		
Mar. 10	@ PHX	DND		
Mar. 13	vs OTT	0-0	0/0	9:06
Mar. 14	vs CGY	0-0	0/0	2:03
Mar. 16	vs NYI	DND		
Mar. 18	vs SJ	0-0	0/1	5:28
Mar. 20	vs DET	0-0	1/0	4:11
Mar. 23	@ EDM	0-0	0/0	5:30
Mar. 24	vs ANA	0-0	1/0	2:46
Mar. 27	@ SJ	0-0	0/0	6:11
Mar. 30	vs PHX	0-0	0/0	4:40
Apr. 1	@ LA	0-0	1/-1	6:42
Apr. 2	@ ANA	0-0	0/0	2:27
Apr. 4	vs MIN	0-0	1/0	3:16
Apr. 6	vs COL	DND		
Apr. 8	@ SJ	DND		
Apr. 10	vs CGY	DND		

#17

RYAN KESLER

(RIGH-uhn KEHZ-luhr)

CAREER STATS

MOST GOALS IN A GAME 2

SEVERAL TIMES – LATEST MAR. 3/10 at DET

MOST ASSISTS IN A GAME 3

FIVE TIMES – LATEST APR. 2/10 at ANA

MOST POINTS IN A GAME 3

SEVERAL TIMES – LATEST APR. 2/10 at ANA: 0-3-3

HAT TRICKS 0

GAME-WINNING GOALS 11

LATEST APR. 10/10 vs CGY

POWER PLAY GOALS 27

LATEST MAR. 18/10 vs SJ

SHORTHANDED GOALS 5

LATEST APR. 4/10 vs MIN

OVERTIME POINTS 1-4-5

SHOOTOUT RECORD 7/22

1 GDG

PENALTY SHOT RECORD 0/0


REGULAR SEASON

PLAYOFFS

KESLER vs NHL

SEASON	CLUB	LEA	GP	G	A	PTS	PIM	GP	G	A	PTS	PIM	TEAM	GP	G	A	PTS	PIM
2000.01	USA U-18	USDP	26	8	20	28	24	–	–	–	–	–	Anahe m	19	8	3	11	11
2001.02	USA U-18	USDP	46	11	33	44	23	–	–	–	–	–	Atlanta	4	0	1	1	2
2002.03	Ohio State	NCAA	40	11	20	31	44	–	–	–	–	–	Boston	4	1	1	2	2
2003.04	Vancouver	NHL	28	2	3	5	16	–	–	–	–	–	Buffalo	4	1	1	2	4
	Manitoba	AHL	33	3	8	11	29	–	–	–	–	–	Carolina	4	1	2	3	2
2004.05	Manitoba	AHL	78	30	27	57	105	14	4	5	9	8	Calgary	36	8	11	19	31
2005.06	Vancouver	NHL	82	10	13	23	79	–	–	–	–	–	Chicago	20	6	4	10	27
2006.07	Vancouver	NHL	48	6	10	16	40	1	0	0	0	0	Columbus	19	3	8	11	22
2007.08	Vancouver	NHL	80	21	16	37	79	–	–	–	–	–	Colorado	32	5	11	16	38
2008.09	Vancouver	NHL	82	26	33	59	61	10	2	2	4	14	Dallas	22	7	3	10	8
2009.10	Vancouver	NHL	82	25	50	75	104	12	1	9	10	4	Detroit	19	6	5	11	4
													Edmonton	34	4	17	21	31
													Florida	4	2	1	3	11
													Los Angeles	17	5	6	11	8
													Minnesota	35	11	4	15	34
													Montreal	7	4	5	9	4
													New Jersey	5	1	3	4	8
													NY Islanders	5	0	1	1	4
													NY Rangers	5	1	4	5	8
													Nashville	21	2	5	7	20
													Ottawa	8	0	1	1	2
													Philadelphia	4	1	0	1	2
													Phoenix	18	2	8	10	31
													Pittsburgh	5	2	0	2	6
													St. Louis	18	3	9	12	22
													San Jose	17	2	4	6	27
													Tampa Bay	4	1	2	3	2
													Toronto	7	2	3	5	8
													Washington	5	1	2	3	0
VANCOUVER/NHL TOTALS			402	90	125	215	379	23	3	11	14	18	Totals	402	90	125	215	379

CENTRE	SHOOT	RIGHT	6'2"	204 LBS	LIVONIA, MI	AUG. 31, 1984	
--------	-------	-------	------	---------	-------------	---------------	--

NHL FIRSTS

First Game: Nov. 24/03 at TOR
First Goal: Nov. 29/03 at CGY
First Assist: Nov. 25/03 at MTL

STREAKS

Goals: 4 games Jan. 31 – Feb. 10/09: 6 goals
Assists: 5 games Dec. 31/09 – Jan. 9/10: 6 assists
Points: 13 games Feb. 6 – Mar. 14/10: 6-9-15

HONOURS

Cyclone Taylor Trophy (Team MVP): 2009
CCHA All-Rookie Team: 2003 (Honourable Mention)

ACQUIRED

Vancouver's 1st choice, 23rd overall, n the 2003 NHL Entry Draft.

PERSONAL

Ryan spends the off-season with his wife Andrea and daughter Makayla in Michigan...Is the cover athlete for the 2K Sports video game NHL 2K11...Has launched a facebook page and is actively on twitter (@Ryan_Kesler).

CAREER HIGHLIGHTS

2009.10: Posted career highs in assists (50), points (75) and penalty minutes (104)...Finished first overall on the Canucks in face-off winning percentage (55.1%) and tied for 12th in the League...Finished first overall on the Canucks and tied for 13th in the NHL in power play goals with 12...Notched 20+ goals in a season for the third consecutive year...Recorded six po nts (2-4-6) in four consecutive games, Mar. 30-Apr. 4...Established a 13-game scoring streak, the fifth longest this season, recording 15 points (6-9-15), Feb. 6-Mar. 14...Won a silver medal and collected two goals in six games w th Team USA at the 2010 Winter Olympic Games...Recorded five points (1-4-5) in three consecutive games, Jan. 27-Feb. 2...Established a five-game scoring streak (1-6-7), Dec. 3-Jan. 9...Won the Molson Cup for the month of November...Had a four-game assist streak (0-4-4), Nov. 10-20...Collected seven points (3-4-7) in five consecutive games, Oct. 5-17. **2008.09:** Set career highs for goals (26), power play goals (10), assists (33) and points (59) in a season...Nominated for the Frank J. Selke trophy...Ranked 16th in the League for the best face-off percentage (54.0%)...Recorded multiple three-point games for the first t me in his career (Feb. 3 vs CAR, Feb. 7 vs COL)...Registered eight points (2-6-8) in five consecutive games, Mar. 11-19...Recorded five points (1-4-5) in four consecutive games, Feb. 27-Mar. 7...Tallied 10 points (6-4-10) in four consecutive games, Jan. 31-Feb. 10...Won the Molson Cup for the month of December after being named one of the three stars on four occasions...Tallied six points (2-4-6) in five consecutive games, Oct. 16-25. **2007.08:** Recorded 37 points (21-16-37)...Finished fourth in team scoring (37 PTS) and third in goals (21)...Tied a career high for most penalty minutes (79) in a season...Won a season high 88% of face-offs (16-18), Jan. 19 vs LA...Recorded career high 11th goal, Jan. 10 at SJ...Recorded a point for the fourth consecutive game with a goal, Nov. 23 at STL...Collected his first and second goals of the season, Oct. 21 at CBJ...Had his first multi-point game of the season with two assists, Oct. 19 vs LA. **2006.07:** Made his NHL playoff debut, recording two shots and logging 27:51 of ice-t me, Apr. 11 vs DAL...Set a career high for most points in a game (1-2-3), Jan. 16 at MTL. **2005.06:** Set career highs in goals (10), assists (13), points (23) and games played (82) and led the team in hits and blocked shots with 136 and 51, respectively...Named first star after extending his point streak to three games with the game-winning goal, Feb. 3 at CGY. **2004.05:** Ranked second in team scoring at 2003 IIHF World junior w th seven points...As a freshman with Ohio State, scored 11 goals and 20 assists to rank fourth in scoring...Received honourable mention for CCHA All-Rookie Team...Was league rookie of the week three times. **2001.02:** Led the Under-18 US National Development Team in scoring with 19 goals and 43 assists for 62 points...Received the Best Player Award at the conclusion of the World Under-18 Championship.

INTERNATIONAL

Olympics: 2010 (silver)
World Championships: 2006
World Junior Championship: 2004 (gold), 2003
World Under-18 Championship: 2002 (gold)

NHL MILESTONES

100th NHL Game: Mar. 25/06 vs EDM
200th NHL Game: Jan. 8/08 vs NYI
300th NHL Game: Mar. 1/09 vs CBJ
400th NHL Game: Apr. 6/10 vs COL

100th NHL Point: Dec. 22/08 vs ANA
200th NHL Point: Mar. 9/10 at COL

100th NHL Assist: Jan. 2/10 at DAL

2009.10 GAME BY GAME

Oct. 1	@ CGY	0-0	2/-1	18:40
Oct. 3	@ COL	0-0	0/0	18:02
Oct. 5	vs CBJ	0-1	1/-2	17:35
Oct. 7	vs MTL	1-2	3/2	19:29
Oct. 11	vs DAL	1-0	3/0	20:44
Oct. 16	@ CGY	0-1	0/-1	16:09
Oct. 17	vs MIN	1-0	8/1	20:48
Oct. 19	@ EDM	0-0	3/-2	17:43
Oct. 21	@ CHI	0-1	2/-1	20:49
Oct. 24	vs TOR	1-0 (W)	5/1	20:46
Oct. 25	vs EDM	0-0	1/0	17:06
Oct. 27	vs DET	0-2	4/-1	22:07
Oct. 29	@ LA	0-0	3/0	23:01
Oct. 30	@ ANA	0-0	4/0	17:18
Nov. 1	vs COL	1-1	2/2	17:32
Nov. 3	vs NYR	0-3	2/-1	20:27
Nov. 5	@ MIN	0-0	2/-1	18:25
Nov. 6	@ DAL	0-0	4/-1	21:27
Nov. 10	@ STL	0-1	2/-1	18:13
Nov. 12	@ DET	0-1	4/-2	21:20
Nov. 14	@ COL	0-1	1/2	18:29
Nov. 20	vs COL	0-1	0/2	19:21
Nov. 22	vs CHI	0-0	2/-1	18:54
Nov. 26	vs LA	0-1	5/0	19:12
Nov. 28	vs EDM	0-3	2/0	17:22
Nov. 29	vs SJ	0-0	3/-1	18:47
Dec. 2	@ NJ	0-1	2/-1	17:50
Dec. 3	@ PHI	0-0	4/0	17:55
Dec. 5	@ CAR	0-0	5/-2	17:53
Dec. 8	@ NSH	1-0	8/-1	20:40
Dec. 10	vs ATL	0-0	1/1	21:36
Dec. 12	vs MIN	1-0 (W)	5/-1	22:08
Dec. 14	vs LA	1-1	5/2	18:50
Dec. 16	vs ANA	0-0	1/-1	20:45
Dec. 18	vs WSH	1-1	3/1	21:03
Dec. 20	vs STL	0-0	5/-1	22:24
Dec. 22	vs NSH	0-0	4/-1	18:48
Dec. 26	vs EDM	1-0 (W)	4/0	20:13
Dec. 27	@ CGY	0-1	1/1	18:13
Dec. 29	@ PHX	0-0	0/0	21:30
Dec. 31	@ STL	0-1	0/0	22:29
Jan. 2	@ DAL	1-1	2/1	21:36
Jan. 5	vs CBJ	0-2	1/-1	19:59
Jan. 7	vs PHX	0-1	1/1	19:35
Jan. 9	vs CGY	0-1	0/0	19:42
Jan. 11	vs NSH	0-0	3/-1	24:02
Jan. 13	@ MIN	1-0	3/-1	19:29
Jan. 16	vs PIT	1-0	2/1	16:50
Jan. 20	@ EDM	0-0	5/0	22:09
Jan. 21	vs DAL	0-1	0/2	18:48
Jan. 23	vs CHI	0-1	1/1	17:47
Jan. 25	vs BUF	0-0	5/1	19:38
Jan. 27	vs STL	0-3	2/-1	19:41
Jan. 30	@ TOR	0-1	2/0	20:25
Feb. 2	@ MTL	1-0	6/-1	21:32
Feb. 4	@ OTT	0-0	3/-2	18:48
Feb. 6	@ BOS	0-1	0/1	25:55
Feb. 9	@ TB	1-0	5/-2	20:56
Feb. 11	@ FLA	1-0	4/0	20:41
Feb. 12	@ CBJ	0-1	0/-1	22:17
Feb. 14	@ MIN	0-1	2/-1	17:36
Mar. 2	@ CBJ	0-1	2/0	21:42
Mar. 3	@ DET	2-0	5/1	18:58
Mar. 5	@ CHI	1-0	3/0	17:38
Mar. 7	@ NSH	0-1	1/0	19:21
Mar. 9	@ COL	0-2	1/-1	18:39
Mar. 10	@ PHX	0-1	3/1	22:48
Mar. 13	vs OTT	0-1	4/0	16:53
Mar. 14	vs CGY	1-0 (W)	5/1	22:23
Mar. 16	vs NYI	0-0	0/-1	19:33
Mar. 18	vs SJ	1-1	2/0	20:11
Mar. 20	vs DET	0-0	4/-2	22:18
Mar. 23	@ EDM	0-1	2/-1	21:03
Mar. 24	vs ANA	1-0	5/0	18:57
Mar. 27	@ SJ	0-0	3/-1	20:53
Mar. 30	vs PHX	0-1	0/1	4:58
Apr. 1	@ LA	1-0	2/-2	21:39
Apr. 2	@ ANA	0-3	0/3	23:58
Apr. 4	vs MIN	1-0	4/0	20:02
Apr. 6	vs COL	0-0	2/0	20:23
Apr. 8	@ SJ	0-0	0/-1	12:57
Apr. 10	vs CGY	1-0 (W)	3/1	14:44

#1

ROBERTO
LUONGO

(roh-BUHR-toh loo-WAHN-goh)

CAREER STATS

MOST SHOTS FACED **60**


FEB. 27/02 vs DET (3-2 OTL)

MOST SAVES IN A GAME **57**

FEB. 27/02 vs DET (3-2 OTL)

SHOOTOUT RECORD **20-22**PENALTY SHOT RECORD **15-17**

LATEST DEC. 18/09 vs WSH, no goal (Semin)



REGULAR SEASON

PLAYOFFS

SEASON	CLUB	LEA	GPI	W	L	T/OT	MIN	GA	SO	GAA	PCT	GPI	W	L	MIN	GA	SO	GAA
1995.96	Val d'Or	QMJHL	23	6	11	4	1,201	74	0	3.70	–	3	0	1	68	5	0	4.41
1996.97	Val d'Or	QMJHL	60	32	22	2	3,305	171	2	3.10	–	13	8	5	777	44	0	3.40
1997.98	Val d'Or	QMJHL	54	27	20	5	3,046	157	7	3.09	908	17	14	3	1019	37	2	2.18
1998.99	Val d'Or	QMJHL	21	6	10	2	1,176	77	1	3.93	902	–	–	–	–	–	–	–
	Acadie-Bathurst	QMJHL	22	14	7	1	1,340	74	0	3.31	914	23	16	6	1400	64	0	2.74
1999.00	NY Islanders	NHL	24	7	14	1	1,292	70	1	3.25	904	–	–	–	–	–	–	–
	Lowell	AHL	26	10	12	4	1,517	74	1	2.93	908	6	3	3	359	18	0	3.01
2000.01	Florida	NHL	47	12	24	7	2,628	107	5	2.44	920	–	–	–	–	–	–	–
	Louisville	AHL	3	1	2	0	178	10	0	3.38	917	–	–	–	–	–	–	–
2001.02	Florida	NHL	58	16	33	4	3,030	140	4	2.77	915	–	–	–	–	–	–	–
2002.03	Florida	NHL	65	20	34	7	3,627	164	6	2.71	918	–	–	–	–	–	–	–
2003.04	Florida	NHL	72	25	33	14	4,252	172	7	2.43	931	–	–	–	–	–	–	–
2004.05	Did Not Play																	
2005.06	Florida	NHL	75	35	30	9	4,305	213	4	2.97	914	–	–	–	–	–	–	–
2006.07	Vancouver	NHL	76	47	22	6	4,490	171	5	2.29	921	12	5	7	847	25	0	1.77
2007.08	Vancouver	NHL	73	35	29	9	4,233	168	6	2.38	917	–	–	–	–	–	–	–
2008.09	Vancouver	NHL	54	33	13	7	3,181	124	9	2.34	920	10	6	4	618	26	1	2.52
2009.10	Vancouver	NHL	68	40	22	4	3,899	167	4	2.57	913	12	6	6	707	38	0	3.22
VANCOUVER TOTALS			271	155	86	26	15,803	630	24	2.39	918	34	17	17	2,172	89	1	2.46
NHL TOTALS			612	270	254	68	34,938	1,496	51	2.57	918	34	17	17	2,172	89	1	2.46

NHL FIRSTS

First Game: Nov. 28/99 vs BOS**First Win:** Nov. 28/99 vs BOS**First Shutout:** Dec. 27/99 vs BOS

STREAKS

Longest Undefeated Streak: 9 games Two t mes (latest Dec. 22/09 – Jan. 9/10: 7-0-2)**Longest Winning Streak:** 8 games Feb. 3-21/09**Longest Shutout Sequence:** 242:36 Nov. 4-12/08**Consecutive Starts:** 35 Jan. 31/08 – Oct. 16/09

HONOURS

Scotiabank NHL Fan Fav award: 2009

Molson Cup Winner: 2009, 2008, 2007

Cyclone Taylor Trophy: 2008, 2007

NHL A-I-Star: 2009, 2007, 2004

NHL Second All-Star Team: 2007, 2004

Most Exciting Player Award: 2007

NHL YoungStar: 2002

Michael Bossy Trophy (Top Draft Prospect): 1997

ACQUIRED

From Florida with Lukas Krajicek and a sixth round pick in the 2006 NHL Entry Draft (Sergei Shirokov) in exchange for Bryan Allen, Alex Auld and Todd Bertuzzi on June 23, 2006.

PERSONAL

Luongo is involved in a number of charitable initiatives in Vancouver, including hosting Lui's Crease Club (a suite for children that would not otherwise get to watch a game live) and doing PSAs for Canuck Place. He is trilingual, fluent in English, French and Italian...Grew up in the Montreal borough of St. Leonard, only four blocks from where Martin Brodeur was raised...In 2009, a rink in St. Leonard was named after Luongo.

CAREER HIGHLIGHTS

2009.10: Produced the second highest win total of his career with 40 victories this season...Ranks fifth among active goaltenders in career wins (270)...Posted 30+ wins for the fifth consecutive season...Finished the season with 51 career shutouts, ranking second among active goaltenders and tied for 20th for the most in League history...Won the Molson Cup in January and February...Appeared in his 600th career game, becoming the fourth youngest goaltender in League history to do so and only the 37th goaltender in League history to reach the mark, Mar. 9 at COL...Won in four consecutive games, Mar. 7-14...Won the gold medal, the first on Canadian soil, of the 2010 Winter Olympic Games with a record of 5-0-0 as a member of Team Canada...Produced a six-game winning streak, Jan. 16-27...Established his longest undefeated streak in regulation, producing a record of 7-0-2, Dec. 22-Jan. 9...Posted his 50th career shutout in a milestone outing that also saw Alex Burrows record a hat trick; this game marked only the second game in franchise history that the Canucks have recorded a shutout and hat trick in a single game, Jan. 7 vs PHX. **2008.09:** Advanced to the WCF for the second time in his career, posting a record of II-II in the 2009 Stanley Cup Playoffs...Recorded his first career shutout in the postseason...Posted 30+ wins for the fourth consecutive season...Tied for fourth among active goaltenders with 47 career shutouts and second in the League with nine shutouts this season...Established a new franchise record for shutouts in a season (9)...Posted wins in four consecutive games, Mar. 13-19...Won in four consecutive games, Feb. 27-Mar. 7...Owned the second longest winning streak this season (eight wins) and second longest winning streak for a goaltender in franchise history, Feb. 3-21...Named the Molson Cup winner for the month of November after being awarded a star for six games in the month...Named the NHL's first star of the week (ending Nov. 9)...Did not lose in regulation for seven consecutive games (5-0-2), Nov. 4-19...Set a new career shutout sequence, playing 242:36 without allowing an opposition goal (franchise record and second longest streak in the modern NHL), Nov. 4-12...Won the Molson Cup Award for the month of October after being named a game star on three occasions. **2007.08:** Has played three consecutive seasons with 35 or more wins...Set a Canucks record for longest consecutive shutout streak (over three complete games, 210:34 minutes Nov. 23-Dec. 2nd)...Named NHL's second star for November, posting an 8-2-2 record, 156 GAA, .940 save percentage and four shutouts...Named second star posting a season-high 49 saves on 51 shots for the shootout victory, Feb. 21 at NSH...Posted third consecutive shutout stopping 26 shots (turned away a combined 79 shots over three games). **2006.07:** Set new League record for most shots faced by a goaltender and most shots faced in his NHL Playoff debut (76), tying for the second highest number of saves all-time (72)...Played in the franchise's longest game in playoff history at 188:06 minutes...Set career highs for wins (47) and longest undefeated streak (eight games: 6-0-2 from Mar. 13-29)...Finished second in the NHL in wins (47)...Ranked tied for sixth in the League for GAA (2.29) and shutouts (5) and was fourth in the League in save percentage (.921)...Finalist for the Vezina Trophy, Hart Trophy and Lester B. Pearson Award...Posted 39th win, named second star and set a new franchise record for wins by a Vancouver goaltender in a single season, Mar. 9 at SJ...Set new single-season career high after posting his 36th win, Mar. 1 vs PHX...Won 30th game of the season and set new franchise record becoming first Canucks goalie to win 30 games in his first season with the club, Feb. 6 at EDM...Named NHL's 'Third Star' for January after posting an 8-1-2 record, 1.86 GAA, .945 save percentage and one shutout in 11 games played...Recorded 30th career shutout making 30 saves and was named first star, Jan. 16 at MTL. **2005.06:** Set a Panthers franchise record with his 107th career win, Apr. 13 at OTT...Turned away 27 shots for his 25th career shutout, Oct. 7 vs TB. **2004.2005:** Represented Team Canada at the World Championships and World Cup. **2003.04:** Set NHL records for saves (2,303) and shots against (2,475)...

2009.10 GAME BY GAME

Oct. 1	@ CGY	4/22	L	59
Oct. 3	@ COL	3/27	L	60
Oct. 5	vs CBJ	4/12	L	26
Oct. 7	vs MTL	1/28	W	60
Oct. 11	vs DAL	3/35	W	65
Oct. 16	@ CGY	5/19	L	40
Oct. 17	vs MIN	1/18	W	60
Oct. 19	@ EDM	2/29	L	59
Oct. 21	@ CHI	2/20	W	60
Oct. 24	vs TOR	1/36	W	60
Oct. 25	vs EDM	0/27	W	60
Oct. 27	vs DET	5/42	L	59
Oct. 29	@ LA	INJ		
Oct. 30	@ ANA	INJ		
Nov. 1	vs COL	INJ		
Nov. 3	vs NYR	INJ		
Nov. 5	@ MIN	INJ		
Nov. 6	@ DAL	INJ		
Nov. 10	@ STL	2/17		40
Nov. 12	@ DET	2/28	L	60
Nov. 14	@ COL	2/34	W	60
Nov. 20	vs COL	2/24	W	60
Nov. 22	vs CHI	1/17	L	59
Nov. 26	vs LA	1/32	W	60
Nov. 28	vs EDM	3/34	W	59
Nov. 29	vs SJ	4/30	L	60
Dec. 2	@ NJ	2/29	W	60
Dec. 3	@ PHI	0/38	W	60
Dec. 5	@ CAR	DNP		
Dec. 8	@ NSH	3/25	L	60
Dec. 10	vs ATL	2/24	W	59
Dec. 12	vs MIN	3/41	W	60
Dec. 14	vs LA	1/25	W	60
Dec. 16	vs ANA	3/34	L	59
Dec. 18	vs WSH	2/27	W	60
Dec. 20	vs STL	3/26	L	58
Dec. 22	vs NSH	1/21	W	60
Dec. 26	vs EDM	1/25	W	60
Dec. 27	@ CGY	1/30	W	60
Dec. 29	@ PHX	2/25	O	65
Dec. 31	@ STL	3/25	O	62
Jan. 2	@ DAL	1/32	W	60
Jan. 5	vs CBJ	3/32	W	60
Jan. 7	vs PHX	0/31	W	60
Jan. 9	vs CGY	2/40	O	65
Jan. 11	vs NSH	3/25	L	59
Jan. 13	@ MIN	5/19	L	50
Jan. 16	vs PIT	2/24	W	60
Jan. 20	@ EDM	2/33	W	62
Jan. 21	vs DAL	3/23	W	60
Jan. 23	vs CHI	1/44	W	60
Jan. 25	vs BUF	2/32	W	60
Jan. 27	vs STL	2/27	W	60
Jan. 30	@ TOR	3/8		20
Feb. 2	@ MTL	3/28	L	59
Feb. 4	@ OTT	DNP		
Feb. 6	@ BOS	2/43	W	65
Feb. 9	@ TB	3/19	L	57
Feb. 11	@ FLA	0/31	W	60
Feb. 12	@ CBJ	DNP		
Feb. 14	@ MIN	5/32	L	48
Mar. 2	@ CBJ	DNP		
Mar. 3	@ DET	3/31	W	60
Mar. 5	@ CHI	5/14	L	20
Mar. 7	@ NSH	3/35	W	60
Mar. 9	@ COL	4/27	W	60
Mar. 10	@ PHX	DNP		
Mar. 13	vs OTT	1/14	W	60
Mar. 14	vs CGY	1/33	W	60
Mar. 16	vs NYI	4/12	L	40
Mar. 18	vs SJ	2/34	W	60
Mar. 20	vs DET	4/54	O	65
Mar. 23	@ EDM	3/22	L	59
Mar. 24	vs ANA	DNP		
Mar. 27	@ SJ	3/29	L	59
Mar. 30	vs PHX	1/33	W	60
Apr. 1	@ LA	8/29	L	60
Apr. 2	@ ANA	DNP		
Apr. 4	vs MIN	3/27	W	62
Apr. 6	@ COL	3/31	O	65
Apr. 8	@ SJ	DNP		
Apr. 10	vs CGY	3/41	W	60

#1

ROBERTO LUONGO

(roh-BUHR-toh loo-WAHN-goh)



Recorded new career highs and franchise records for games played (72), minutes played (4,252), shutouts (7), consecutive shutout minutes (182:37, Feb. 21-27), consecutive starts and games played by a goaltender (18 from Nov. 29-Jan. 10)...Ranked third among NHL goaltenders in save percentage (.931), third in minutes (4,252), fourth in games played (72) and fifth in shutouts (7)...Set career highs in wins (25), becoming only the second Panthers goaltender to record as many as 25 wins in a season (John Vanbiesbrouck)...Finished the season as the NHL's active shutout leader prior to turning 25 years old, with 23, topping Martin Brodeur's 22...Finalist for the Vezina Trophy and Lester B. Pearson Award...Posted franchise record seventh shutout of the season with 29 saves Mar. 2 at WSH in a 1-0 win. **2002.03:** Broke his own franchise record with a 144:51 scoreless streak, Jan. 20 vs MTL. **2000.01:** Tied for sixth in the NHL in save percentage and tied the second-best save percentage for a rookie in NHL history (Manny Fernandez, 1999.00)...Made 21 saves to earn his first win as a Panther Nov. 25, 2-1 vs TB in OT – the first victory by a rookie goalie in Panthers history...Became the first rookie in Panthers history to record a shutout with 0-0 tie (20 saves), Oct. 22 at MIN. **1999.00:** Stopped first career NHL penalty shot (Dan Kesa), Jan. 13 at TB...Made career-high 46 saves Dec. 19 in 5-3 win vs NJ. **1998.99:** Won Quebec League title with Acadie-Bathurst and led all QMJHL goaltenders in playoff games played (23), wins (16) and minutes (1,400), finishing 16-6 overall in the postseason through the Memorial Cup Finals. **1997.98:** Drafted first round, fourth overall in the 1997 NHL Entry Draft by the NYL, making him the highest drafted goaltender in League history...Won the QMJHL title with Val d'Or, appearing in 17 playoff games, posting a 14-3 record and a 2.18 GAA.

INTERNATIONAL

Olympics: 2010 (gold), 2006

World Championships: 2005 (silver), 2004 (gold), 2003 (gold), 2001

World Cup: 2004 (gold)

World Junior Championships: 1999 (silver), 1998

NHL MILESTONES

100th NHL Win: Jan. 27/06 vs NJ (4-0 W)

200th NHL Win: Mar. 31/09 at MIN (2-1 W in OT)

100th NHL Game: Dec. 31/01 vs ATL (4-3 W)

500th NHL Game: Oct. 31/08 at ANA (7-6 W in SO)

600th NHL Game: Mar. 9/10 at COL (6-4 W)

LUONGO vs NHL

TEAM	GPI	MINS	GA	SOG	SO	W	L	T/OT	WIN%	GAA	SV%
Anahe m	17	907	42	466	2	7	7	2	.500	2.78	.910
Atlanta	25	1,349	64	720	1	10	11	2	.478	2.85	.911
Boston	24	1,367	55	775	4	11	9	3	.543	2.41	.929
Buffalo	16	963	32	509	1	8	6	2	.563	1.99	.937
Calgary	28	1,604	73	860	1	16	10	2	.607	2.73	.915
Carolina	27	1,532	66	858	1	10	13	4	.444	2.58	.923
Chicago	21	1,163	44	578	3	11	8	1	.575	2.27	.924
Colorado	29	1,699	83	821	2	10	15	4	.414	2.93	.899
Columbus	16	936	37	407	4	7	5	4	.563	2.37	.909
Dallas	18	1,048	36	550	2	11	4	2	.706	2.06	.935
Detroit	20	1,217	54	732	0	7	10	3	.425	2.66	.926
Edmonton	27	1,622	62	757	2	16	8	3	.648	2.29	.918
Florida	4	250	8	141	1	3	0	1	.875	1.92	.943
Los Angeles	18	1,074	43	504	2	10	7	1	.583	2.40	.915
Minnesota	30	1,707	82	785	2	12	13	5	.483	2.88	.896
Montreal	24	1,408	57	750	2	9	9	5	.500	2.43	.924
NY Islanders	21	1,099	50	613	0	5	10	3	.361	2.73	.918
NY Rangers	20	1,149	51	653	2	7	10	2	.421	2.66	.922
Nashville	20	1,136	43	558	2	8	8	3	.500	2.27	.923
New Jersey	19	1,082	54	622	2	6	13	0	.316	2.99	.913
Ottawa	18	964	51	590	0	6	11	1	.361	3.17	.914
Philadelphia	13	626	34	402	1	3	6	3	.375	3.26	.915
Phoenix	16	913	34	462	2	8	7	1	.531	2.23	.926
Pittsburgh	23	1,323	61	691	4	13	7	2	.636	2.77	.912
St. Louis	21	1,234	49	578	2	12	8	0	.600	2.38	.915
San Jose	18	1,043	52	548	0	6	10	2	.389	2.99	.905
Tampa Bay	28	1,645	67	875	3	13	12	2	.519	2.44	.923
Toronto	18	995	40	541	1	9	6	2	.588	2.41	.926
Vancouver	2	99	5	49	0	0	1	0	.000	3.03	.898
Washington	31	1,782	67	950	2	16	10	3	.603	2.26	.929
Totals	612	34,938	1,496	18,345	51	270	254	68	.514	2.57	.918

#27

MANNY MALHOTRA

(MAN-ee mal-HOH-truh)

CAREER STATS

MOST GOALS IN A GAME 2

SEVEN TIMES – LATEST OCT. 25/09 at PHI

MOST ASSISTS IN A GAME 3

JAN. 29/04 vs NSH

MOST POINTS IN A GAME 3

FIVE TIMES – LATEST MAR. 11/10 vs NSH: 1-2-3

HAT TRICKS 0

GAME-WINNING GOALS 20

LATEST MAR. 4/10 vs MTL

POWER PLAY GOALS 9

LATEST NOV. 20/09 vs PHI

SHORTHANDED GOALS 2

LATEST APR. 3/06 at NSH

OVERTIME POINTS 1-2-3

SHOOTOUT RECORD 1/3

1 GDG

PENALTY SHOT RECORD 0/1

JAN. 14/02 vs CBJ; no goal (Denis)



REGULAR SEASON

PLAYOFFS

MALHOTRA vs NHL

SEASON	CLUB	LEA	GP	G	A	PTS	PIM	GP	G	A	PTS	PIM	TEAM	GP	G	A	PTS	PIM
1996-97	Guelph	OHL	61	16	28	44	26	18	7	7	14	11	Anahe m	32	1	7	8	23
1997-98	Guelph	OHL	57	16	35	51	29	12	7	6	13	8	Atlanta	9	0	2	2	4
1998-99	NY Rangers	NHL	73	8	8	16	13	–	–	–	–	–	Boston	14	0	1	1	4
1999-00	NY Rangers	NHL	27	0	0	0	4	–	–	–	–	–	Buffalo	15	1	6	7	9
	Hartford	AHL	12	1	5	6	2	23	1	2	3	10	Carolina	17	2	1	3	14
	Guelph	OHL	5	2	2	4	4	6	0	2	2	4	Calgary	30	9	4	13	21
2000-01	NY Rangers	NHL	50	4	8	12	31	–	–	–	–	–	Chicago	45	6	8	14	46
	Hartford	AHL	28	5	6	11	69	5	0	0	0	0	Columbus	9	0	2	2	4
2001-02	NY Rangers	NHL	56	7	6	13	42	–	–	–	–	–	Colorado	33	2	6	8	4
	Dallas	NHL	16	1	0	1	5	–	–	–	–	–	Dallas	27	2	5	7	10
2002-03	Dallas	NHL	59	3	7	10	42	5	1	0	1	0	Detroit	39	6	5	11	22
2003-04	Dallas	NHL	9	0	0	0	4	–	–	–	–	–	Edmonton	30	3	5	8	4
	Columbus	NHL	56	12	13	25	24	–	–	–	–	–	Florida	16	1	0	1	19
2004-05	HV71 Jonkoping	SEL	20	5	2	7	16	–	–	–	–	–	Los Angeles	32	6	7	13	12
2005-06	Columbus	NHL	58	10	21	31	41	–	–	–	–	–	Minnesota	29	2	8	10	14
2006-07	Columbus	NHL	82	9	16	25	76	–	–	–	–	–	Montreal	17	3	1	4	2
2007-08	Columbus	NHL	71	11	18	29	34	–	–	–	–	–	New Jersey	17	4	2	6	21
2008-09	Columbus	NHL	77	11	24	35	28	4	0	0	0	0	NY Islanders	23	5	4	9	27
2009-10	San Jose	NHL	71	14	19	33	41	15	1	0	1	0	NY Rangers	4	0	0	0	2
NHL TOTALS			705	90	140	230	385	24	2	0	2	0	Nashville	37	7	12	19	12

Totals 705 90 140 230 385

NHL FIRSTS

First Game: Oct. 10/98 at MTL
First Goal: Oct. 20/98 vs EDM
First Assist: Nov. 10/98 at TB

STREAKS

Goals: 3 games Twice (latest Mar. 16-19/08: 5 goals)
Assists: 5 games Oct. 9-21/05: 5 assists
Points: 7 games Jan. 9-21/09: 2-7-9

ACQUIRED

Signed as a free agent by Vancouver on July 1, 2010.

PERSONAL

Malhotra is married to Joann Nash, sister of NBA basketball star Steve Nash and Vancouver Whitecaps soccer player Martin Nash...He is the second player of South Asian descent to play in the NHL, following Robin Bawa...First sport he played was soccer at age four, before trying hockey three years later at the age of seven.

CAREER HIGHLIGHTS

2009.10: Finished second in NHL playoff face-off percentage with a 60.7% success rate...Finished first on the Sharks in face-off percentage (62.5%). Established a new career high in goals (14)...Registered his career high 13th goal, Apr. 2 at MIN...Had 19 points (7-12-19) in final 28 games of the season...Named second star, registering two assists and finishing 12-for-12 in the face-off circle, becoming the first Shark to win 100% of his draws with 12-or more in a game, Jan. 16 vs EDM...Scored two goals (first as a Shark), Oct. 25 at PHI...Recorded first point as a Shark, Oct. 24 at ATL (0-1-1). **2008.09:** Finished fifth on Columbus with 35 points (11-24-35) and sixth on the team in plus/minus (+9)...Set career highs in assists (24) and shots on net (116)...Helped Columbus to the franchise's first ever playoff appearance. **2007.08:** Led the team and ranked second in the NHL in face-off percentage (59.0%)...Was fourth on the club in goals and sixth in points...Set career highs in time on ice average (16:27) and shots (112)...Had seven points (5-2-7) during a four-game point streak from Mar. 16-22...Had a three-game goal scoring streak Mar. 16-19. **2006.07:** Led the team in face-off percentage (55.1%) and was fourth in game-winning goals (3). **2005.06:** Finished sixth in the NHL in face-off percentage (56.3%)...Had five assists during a career-high five-game assist/point streak from Oct. 9-21...Had a three-game goal streak from March 24-28...Recorded the 100th point of his NHL career with a goal Mar. 17 vs VAN. **2004.05:** Had seven points and 16 penalty minutes in 20 games with HV71 Jonkoping (Sweden)...Added 27 points and 36 penalty minutes in 26 games with Olimpija Hertz Ljubljana (Slovenia). **2003.04:** Claimed off waivers by Columbus from Dallas on Nov. 21...Led Columbus in plus/minus rating among players with more than 30 games played...Made Blue Jackets debut Nov. 22 vs NYL. **2002.03:** Scored his first goal with Dallas on Nov. 12 at MTL...Made Stanley Cup Playoffs debut and had one point in five games...Registered his first playoff point (0-1-1) in Game 5 vs EDM. **2001.02:** Recorded his first career shorthanded goal on Dec. 29 at LA...Scored first multi-goal game of his career with a pair of tallies on Jan. 30 vs NYL. **2000.01:** Scored two game-winners with the Rangers. **1999.00:** Was captain of Team Canada at the World Junior Championships...Tallied two points and eight penalty minutes in seven games to help Canada win the bronze medal. **1998.99:** Tallied game-winning goal and garnered first NHL assist Nov. 10 at TB...Represented Team Canada at the World Junior Championships. **1997.98:** Helped Guelph to OHL's best record...Played in OHL All-Star Game...Led club to the OHL Playoff championship and a spot in the Memorial Cup Tournament...Named First Team All-Star during Memorial Cup.

INTERNATIONAL

World Championship: 2002
 World Junior Championship: 2000 (bronze), 1998

NHL MILESTONES

500th NHL Game: Nov. 7/07 at CHI
700th NHL Game: Mar. 31/10 at DAL

100th NHL Point: Mar. 17/06 vs VAN
200th NHL Point: Oct. 25/09 at PHI

100th NHL Assist: Dec. 1/08 vs VAN

2009.10 GAME BY GAME

Oct. 1	@ COL	0-0	1/1	13:32
Oct. 3	@ ANA	0-0	2/1	13:31
Oct. 6	@ LA	0-0	2/1	14:47
Oct. 8	vs CBJ	0-0	1/0	14:31
Oct. 10	vs MIN	0-0	1/0	13:16
Oct. 12	vs PHX	0-0	1/0	12:31
Oct. 15	@ WSH	0-0	0/0	14:55
Oct. 17	@ NYI	0-0	1/0	16:13
Oct. 19	@ NYR	0-0	2/1	13:43
Oct. 22	@ TB	0-0	1/0	15:37
Oct. 24	@ ATL	0-1	1/1	19:18
Oct. 25	@ PHI	2-0 (W)	3/2	17:59
Oct. 28	vs LA	0-0	2/0	17:46
Oct. 30	vs COL	0-0	3/1	16:45
Nov. 1	@ CAR	0-0	0/2	18:28
Nov. 4	@ CBJ	0-0	3/0	18:16
Nov. 5	@ DET	0-0	2/0	21:25
Nov. 7	vs PIT	1-1	2/0	15:46
Nov. 10	vs NSH	0-0	0/1	13:52
Nov. 12	vs DAL	0-0	2/1	14:31
Nov. 14	@ STL	0-1	1/1	15:15
Nov. 15	@ CHI	0-0	1/0	14:50
Nov. 17	@ NSH	0-0	3/0	14:52
Nov. 20	vs PHI	1-1	2/0	16:04
Nov. 21	@ ANA	0-0	1/0	18:23
Nov. 25	vs CHI	0-0	0/2	16:34
Nov. 27	@ EDM	0-0	1/1	17:58
Nov. 29	at VAN	1-0 (W)	1/2	16:19
Dec. 1	vs OTT	1-1	3/2	15:38
Dec. 3	vs STL	0-0	1/0	16:22
Dec. 5	vs CGY	0-0	2/1	12:06
Dec. 9	vs LA	1-0	1/1	11:30
Dec. 11	vs DAL	0-1	2/1	16:39
Dec. 12	@ PHX	0-0	1/0	14:40
Dec. 17	vs ANA	0-0	2/0	12:46
Dec. 21	@ DAL	0-0	0/0	14:58
Dec. 22	@ CHI	0-0	0/1	13:56
Dec. 26	vs ANA	0-1	0/1	13:44
Dec. 28	vs PHX	0-0	0/0	16:16
Dec. 30	vs WSH	0-0	2/1	17:04
Dec. 31	@ PHX	0-0	1/0	15:19
Jan. 2	vs EDM	INJ		
Jan. 4	vs LA	INJ		
Jan. 6	vs STL	INJ		
Jan. 9	vs DET	INJ		
Jan. 11	@ LA	INJ		
Jan. 12	@ PHX	INJ		
Jan. 14	vs BOS	0-0	3/0	15:46
Jan. 16	vs EDM	0-2	0/1	16:40
Jan. 18	vs CGY	1-1 (W)	3/3	15:20
Jan. 19	@ LA	0-1	3/1	16:50
Jan. 21	vs ANA	0-0	1/1	17:59
Jan. 23	vs BUF	0-2	0/2	15:53
Jan. 28	vs CHI	1-0	4/0	13:57
Jan. 30	vs MIN	0-1	4/0	16:46
Feb. 2	vs DET	0-0	2/1	16:51
Feb. 4	@ STL	0-0	1/0	15:26
Feb. 6	@ NSH	INJ		
Feb. 8	@ TOR	INJ		
Feb. 10	@ CBJ	INJ		
Feb. 11	@ DET	INJ		
Feb. 13	@ BUF	INJ		
Mar. 2	vs NJ	0-1	3/1	15:56
Mar. 4	vs MTL	1-0 (W)	5/0	14:31
Mar. 6	vs CBJ	0-0	5/0	14:20
Mar. 11	vs NSH	1-2	1/3	14:05
Mar. 13	vs FLA	0-0	2/1	11:51
Mar. 14	@ ANA	0-0	0/0	15:21
Mar. 16	@ DAL	0-0	1/3	13:50
Mar. 18	@ VAN	0-0	2/0	15:38
Mar. 19	@ CGY	1-0	1/1	13:35
Mar. 21	@ EDM	0-0	2/2	15:46
Mar. 23	@ MIN	0-1	1/2	19:05
Mar. 25	vs DAL	0-1	0/0	19:02
Mar. 27	vs VAN	0-0	1/2	17:08
Mar. 28	vs COL	0-0	4/0	15:11
Mar. 31	@ DAL	0-0	0-1	18:25
Apr. 2	@ MIN	1-0	2/2	15:59
Apr. 4	@ COL	0-0	0/2	17:09
Apr. 6	@ CGY	0-0	1/0	15:46
Apr. 8	vs VAN	1-0	4/2	13:27
Apr. 10	vs PHX	0-0	0/0	13:44

#55

SHANE
O'BRIEN

(SHAYN oh-BRIGH-uhn)

CAREER STATS

MOST GOALS IN A GAME 2

TWICE – LATEST NOV. 8/07 at CAR

MOST ASSISTS IN A GAME 3

DEC. 13/07 vs CGY

MOST POINTS IN A GAME 3

TWICE – LATEST DEC. 13/07 vs CGY: 0-3-3

HAT TRICKS 0

GAME-WINNING GOALS 3

LATEST NOV. 8/07 at CAR

POWER PLAY GOALS 1

OCT. 18/06 vs DET

SHORTHANDED GOALS 0

OVERTIME POINTS 0-0-0

SHOOTOUT RECORD 0/0

PENALTY SHOT RECORD 0/0



REGULAR SEASON

PLAYOFFS

O'BRIEN vs NHL

SEASON	CLUB	LEA	GP	G	A	PTS	PIM	GP	G	A	PTS	PIM
1999.00	Port Hope	OPJHL	47	6	27	33	110	–	–	–	–	–
2000.01	Kingston	OHL	61	2	12	14	89	4	0	1	1	6
2001.02	Kingston	OHL	67	10	23	33	132	1	0	0	0	2
2002.03	Kingston	OHL	28	8	15	23	100	–	–	–	–	–
	St. Michael's	OHL	34	8	11	19	108	19	4	10	14	79
2003.04	Cincinnati	AHL	60	2	8	10	163	9	0	2	2	20
2004.05	Cincinnati	AHL	77	5	20	25	319	12	1	3	4	57
2005.06	Portland	AHL	77	8	33	41	287	19	6	16	22	81
2006.07	Anahe m	NHL	62	2	12	14	140	–	–	–	–	–
	Tampa Bay	NHL	18	0	2	2	36	6	0	0	0	12
2007.08	Tampa Bay	NHL	77	4	17	21	154	–	–	–	–	–
2008.09	Tampa Bay	NHL	1	0	0	0	0	–	–	–	–	–
	Vancouver	NHL	76	0	10	10	196	10	1	1	2	24
2009.10	Vancouver	NHL	65	2	6	8	79	12	1	2	3	25
VANCOUVER TOTALS			141	2	16	18	275	22	2	3	5	49
NHL TOTALS			299	8	47	55	605	28	2	3	5	61

TEAM	GP	G	A	PTS	PIM
Anahe m	7	0	1	1	14
Atlanta	10	2	2	4	18
Boston	6	0	0	0	6
Buffalo	7	0	0	0	8
Carolina	10	2	2	4	32
Calgary	16	0	3	3	32
Chicago	9	0	0	0	32
Columbus	10	0	1	1	27
Colorado	14	0	0	0	11
Dallas	14	0	1	1	15
Detroit	11	2	6	8	15
Edmonton	16	0	0	0	31
Florida	14	0	2	2	20
Los Angeles	11	0	1	1	16
Minnesota	14	0	3	3	30
Montreal	8	0	0	0	36
New Jersey	8	0	3	3	19
NY Islanders	7	0	1	1	8
NY Rangers	8	0	1	1	43
Nashville	12	0	1	1	28
Ottawa	8	0	0	0	4
Philadelphia	7	0	1	1	17
Phoenix	13	0	3	3	27
Pittsburgh	7	0	1	1	21
St. Louis	10	1	0	1	24
San Jose	12	0	5	5	19
Tampa Bay	3	0	0	0	2
Toronto	9	0	3	3	14
Vancouver	5	1	2	3	21
Washington	13	0	4	4	15

Totals 299 8 47 55 605

DEFENCE	SHOOTS LEFT	6'3"	230 LBS	PORT HOPE, ON	AUG. 9, 1983	
---------	-------------	------	---------	---------------	--------------	--

NHL FIRSTS

First Game: Oct. 6/06 vs LA
First Goal: Oct. 18/06 vs DET
First Assist: Oct. 7/06 at PHX

STREAKS

Assists: 3 Games Dec.20-26/07: 3 assists
Points: 3 Games Dec.20-26/07: 3 assists

ACQUIRED

From Tampa Bay along with Michel Ouellet in exchange for Lukas Krajcek and Juraj S mek, Oct. 6, 2008.

PERSONAL

Names his father, Pat O'Brien, as his mentor and the one who most helped guide his career to the NHL... Shane's uncle, Dennis O'Brien, played in the NHL, predominantly with the Minnesota North Stars...Was three years old when he first started skating.

CAREER HIGHLIGHTS

2009.10: Played in all 12 of Vancouver's postseason games, registering three points (1-2-3) and 25 penalty minutes...Finished the regular season with eight points (2-6-8) and 79 penalty minutes in 65 games played...Averaged 17.00 ice t me per game...Finished the season ranked tied for 20th among NHL defencemen for best +/- with +15...Tallied three points (1-2-3) in consecutive games, Mar. 18-20...Notched his first goal of the season, Dec. 20 vs STL...Received his first point of the season, Dec. 10 at ATL. **2008.09:** Recorded two points (1-1-2) and 24 penalty minutes in 10 playoff games...Finished the season with 10 points (0-10-10) and 196 penalty minutes in 76 games played with Vancouver and one game played with Tampa Bay...Set a career season high and led the team in penalty minutes (196)...Ranked second in the League for most penalty minutes (196)...Tied a season high for most penalty minutes in a game (17), Feb. 24/09 at MTL...Tallied two assists in consecutive games, Feb. 12-13/09...Recorded two points (0-2-2) in two consecutive games, Jan. 10-13/09...Tied a season high for most penalty minutes in a game (17), Dec. 13/08 at EDM...Set a season high for most penalty minutes in a game (17), Nov. 22/08 at PIT...Played one game for the Tampa Bay Lightning before being acquired by the Vancouver Canucks on Oct. 6/08. **2007.08:** Established career highs in games played (77), goals (4), assists (17) and points (21)...Averaged a career-best 2113 in t me on ice per game, fourth among Lightning defencemen...Ranked second on the team in hits with 128 and was fourth in blocked shots with 100 and takeaways with 42...Was third among Lightning defencemen with a -2 rating...Led Tampa Bay in penalty minutes with 154...Recorded his first career three-assist game and tied his career best with three points in a game with a +4 rating, Dec. 13 vs CGY...Recorded his second career multi-goal game, Nov. 8 at CAR...Scored his first goal with the Lightning (Pavelec) and recorded his first career multi-goal game, Nov. 3 vs ATL. **2006.07:** Made his NHL Stanley Cup Playoff debut, recording 12 penalty minutes in six games played...Recorded his first point in a Lightning unifor m with an assist, Mar. 1 at WSH...Acquired by the Lightning, Feb. 24...Scored a goal and added two assists, a career high for points in a game, Jan. 9 at VAN...Recorded his third career multi-point game with two assists, Nov. 21 vs SJ...Scored his first NHL goal, the game-winner, and recorded an assist, Oct. 18 vs DET...Made his NHL debut with Anaheim m, Oct. 6 vs LA. **2005.06:** Spent the season with Portland of the AHL...Led all AHL defencemen in playoff scoring with six goals and 22 points, while also leading the league in PIM (81) during the playoffs...Played in 77 regular season games and recorded eight goals, 41 points and 287 PIM, leading all Pirate defencemen in points and ranking third on the team in overall assists...Ranked sixth in the AHL in PIM and tied for 14th in points among defencemen...Set season-highs in goals, assists and points. **2004.05:** Played 77 games with Cincinnati (AHL) and recorded five goals, 25 points and 319 PIM...Ranked first on the team in PIM and was second among defencemen in points, goals and assists...Played in 12 post season games with the Mighty Ducks and recorded one goal and four points. **2003.04:** Ranked second on Cincinnati in PIM with 163...Appeared in 60 regular season games and nine playoff games during his first professional season...Recorded two goals and eight assists.

NHL MILESTONES

100th NHL Game: Nov. 21/07 vs NYR
200th NHL Game: Jan. 7/09 at EDM

2009.10 GAME BY GAME

Oct. 1	@ CGY	0-0	2/0	16:27
Oct. 3	@ COL	0-0	1/0	18:21
Oct. 5	vs CBJ	0-0	1/0	13:27
Oct. 7	vs MTL	0-0	2/2	17:54
Oct. 11	vs DAL	0-0	1/0	16:25
Oct. 16	@ CGY	0-0	1/0	15:01
Oct. 17	vs MIN	0-0	0/1	14:25
Oct. 19	@ EDM	0-0	0/0	13:45
Oct. 21	@ CHI	0-0	0/1	14:02
Oct. 24	vs TOR	0-0	0/0	14:35
Oct. 25	vs EDM	0-0	2/0	17:17
Oct. 27	vs DET	0-0	1/-1	15:07
Oct. 29	@ LA	DND		
Oct. 30	@ DAL	0-0	0/-2	14:29
Nov. 1	vs COL	0-0	0/1	15:59
Nov. 3	vs NYR	0-0	1/0	11:45
Nov. 5	@ MIN	SUS		
Nov. 6	@ DAL	0-0	1/1	17:01
Nov. 10	@ STL	0-0	0/0	17:30
Nov. 12	@ DET	DND		
Nov. 14	@ COL	DND		
Nov. 20	vs COL	DND		
Nov. 22	vs CHI	DND		
Nov. 26	vs LA	DND		
Nov. 28	vs EDM	DND		
Nov. 29	vs SJ	DND		
Dec. 2	@ NJ	0-0	0/-1	16:29
Dec. 3	@ PHI	0-0	0/1	15:29
Dec. 5	@ CAR	0-0	1/1	15:02
Dec. 8	@ NSH	0-0	0/0	16:23
Dec. 10	vs ATL	0-1	1/2	16:22
Dec. 12	vs MIN	0-0	0/0	15:44
Dec. 14	vs LA	0-1	1/2	14:43
Dec. 16	vs ANA	0-0	0/0	15:41
Dec. 18	vs WSH	0-0	0/-1	18:29
Dec. 20	vs STL	1-0	1/1	17:02
Dec. 22	vs NSH	0-0	2/-1	20:28
Dec. 26	vs EDM	0-0	1/0	16:13
Dec. 27	@ CGY	0-0	0/0	17:08
Dec. 29	@ PHX	0-0	1/1	19:08
Dec. 31	@ STL	0-0	1/1	12:11
Jan. 2	@ DAL	0-0	0/1	15:43
Jan. 5	vs CBJ	0-1	0/1	21:01
Jan. 7	vs PHX	0-1	0/1	19:31
Jan. 9	vs CGY	0-0	0/-1	17:13
Jan. 11	vs NSH	0-0	1/0	18:32
Jan. 13	@ MIN	0-0	2/-2	14:53
Jan. 16	vs PIT	0-0	0/3	19:02
Jan. 20	@ EDM	0-0	0/0	22:51
Jan. 21	vs DAL	0-0	2/1	21:49
Jan. 23	vs CHI	0-0	0/2	22:37
Jan. 25	vs BUF	0-0	0/0	20:36
Jan. 27	vs STL	0-0	0/1	21:33
Jan. 30	@ TOR	0-0	1/0	22:48
Feb. 2	@ MTL	0-0	1/-2	21:38
Feb. 4	@ OTT	0-0	0/-1	17:47
Feb. 6	@ BOS	0-0	3/1	20:23
Feb. 9	@ TB	0-0	1/-1	18:53
Feb. 11	@ FLA	0-0	1/0	15:51
Feb. 12	@ CBJ	0-0	0/-1	16:16
Feb. 14	@ MIN	0-0	0/0	21:22
Mar. 2	@ CBJ	0-0	0/0	16:35
Mar. 3	@ DET	0-0	0/-1	16:25
Mar. 5	@ CHI	0-0	2/-1	17:04
Mar. 7	@ NSH	0-0	0/1	17:52
Mar. 9	@ COL	0-0	0/1	15:02
Mar. 10	@ PHX	0-0	2/1	15:52
Mar. 13	vs OTT	DND		
Mar. 14	vs CGY	DND		
Mar. 16	vs NYI	DND		
Mar. 18	vs SJ	0-1	0/0	16:08
Mar. 20	vs DET	1-1	1/2	23:25
Mar. 23	@ EDM	0-0	0/1	13:24
Mar. 24	vs ANA	0-0	0/0	18:04
Mar. 27	@ SJ	0-0	0/0	14:38
Mar. 30	vs PHX	DND		
Apr. 1	@ LA	DND		
Apr. 2	@ ANA	DND		
Apr. 4	vs MIN	DND		
Apr. 6	vs COL	0-0	0/0	15:42
Apr. 8	@ SJ	0-0	0/-1	5:43
Apr. 10	vs CGY	INJ		

#21

MASON RAYMOND

(MAY-sohn RAY-muhnd)

CAREER STATS

MOST GOALS IN A GAME **3**

DEC. 27/09 at CGY

MOST ASSISTS IN A GAME **3**

NOV. 14/09 at COL

MOST POINTS IN A GAME **3**

FOUR TIMES – LATEST JAN. 27/10 vs STL: 2-1-3

HAT TRICKS **1**

DEC. 27/09 at CGY

GAME-WINNING GOALS **4**

LATEST MAR. 30/10 vs PHX

POWER PLAY GOALS **13**

LATEST DEC. 27/09 at CGY

SHORTHANDED GOALS **0**
OVERTIME POINTS **0-0-0**
SHOOTOUT RECORD **2/8**

1 GDG

PENALTY SHOT RECORD **0/1**

JAN. 7/10 vs PHX, no goal (Bryzgalov)



REGULAR SEASON

PLAYOFFS

RAYMOND vs NHL

SEASON	CLUB	LEA	GP	G	A	PTS	PIM	GP	G	A	PTS	PIM
2003.04	Camrose	AJHL	57	27	35	62	32	–	–	–	–	–
2004.05	Camrose	AJHL	55	41	41	82	80	15	8	12	20	–
2005.06	U. of Minn-Duluth	NCAA	40	11	17	28	30	–	–	–	–	–
2006.07	U. of Minn-Duluth	NCAA	39	14	32	46	45	–	–	–	–	–
	Manitoba	AHL	11	2	2	4	6	13	0	1	1	0
2007.08	Vancouver	NHL	49	9	12	21	2	–	–	–	–	–
	Manitoba	AHL	20	7	10	17	6	–	–	–	–	–
2008.09	Vancouver	NHL	72	11	12	23	24	10	2	1	3	2
2009.10	Vancouver	NHL	82	25	28	53	48	12	3	1	4	6
VANCOUVER/NHL TOTALS			203	45	52	97	74	22	5	2	7	8

TEAM	GP	G	A	PTS	PIM
Anahe m	10	4	3	7	4
Atlanta	3	1	0	1	0
Boston	2	1	0	1	2
Buffalo	2	0	2	2	0
Carolina	2	0	0	0	0
Calgary	13	5	3	8	14
Chicago	10	0	2	2	4
Columbus	9	0	2	2	6
Colorado	15	3	8	11	6
Dallas	11	3	3	6	2
Detroit	12	3	4	7	6
Edmonton	15	6	3	9	4
Florida	3	1	1	2	0
Los Angeles	11	3	1	4	0
Minnesota	13	3	3	6	4
Montreal	3	1	0	1	4
New Jersey	3	0	0	0	0
NY Islanders	3	0	2	2	4
NY Rangers	3	0	2	2	0
Nashville	10	3	2	5	2
Ottawa	4	0	1	1	2
Philadelphia	3	0	1	1	2
Phoenix	11	1	0	1	2
Pittsburgh	2	0	2	2	0
St. Louis	9	3	2	5	4
San Jose	11	0	3	3	2
Tampa Bay	3	0	1	1	0
Toronto	4	2	1	3	0
Washington	3	2	0	2	0

Totals **203** **45** **52** **97** **74**

LEFT WING	SHOOTS LEFT	6'0"	185 LBS	COCHRANE, AB	SEP. 17, 1985
-----------	-------------	------	---------	--------------	---------------

NHL FIRSTS

First Game: Oct. 5/07 vs SJ
First Goal: Dec. 12/07 at ANA
First Assist: Oct. 5/07 vs SJ

STREAKS

Assists: 3 Games Two times (latest Jan. 25-30/10: 3 assists)
Goals: 3 Games Dec. 10-14/09: 3 goals
Points: 5 Games Two times (latest Oct. 30-Nov. 6/09: 4-2-6)

HONOURS

Fred J. Hume Award (Canucks Unsung Hero): 2010
 NHL YoungStars Sophomore Team: 2009
 Mike Seiler Award (MVP), University of Minnesota-Duluth: 2007

ACQUIRED

Vancouver's second round pick, 51st overall in the 2005 NHL Entry Draft.

PERSONAL

The number 9 he wore while playing for the Kodiaks was retired prior to the 2010-11 in Camrose...First job was working on his family's ranch...During the Wnters growing up, his dad would build an ice rink on their fa m so Mason could skate and develop his skills.

CAREER HIGHLIGHTS

2009.10: Set career highs for most games played (82), goals (25), assists (28), points (53), game-winning goals (4) and power play goals (8) in a season...Was one of six Canucks to reach the 20+ goal mark this season...Ranked third on the team in power play goals (8) and tied for fourth in game-winning goals (4)...Established a three-game, three points (1-2-3) scoring streak, Apr. 6-10...Posted five points (2-3-5) in three consecutive games, Jan. 25-30...Recorded his 13th assist of the season, setting a new career high, Jan. 2 at DAL...Registered first career hat trick, Dec. 27 at CGY...Surpassed his single season goal high after netting his 12th goal of the season, Dec. 14 vs LA...Went on a three-game scoring streak, recording five points 3-2-5, Dec. 10-14...Set a new career high for most points in a game with 3 (1-2-3), Nov. 28 vs EDM...Recorded five points (1-4-5) in three consecutive games, Nov. 12-20...Established a five-game scoring streak (4-2-6), Oct. 30-Nov. 6...Notched his first career game-winning goal, Oct. 7 vs MTL **2008.09:** Made his playoff debut, recording three points (2-1-3) in 10 playoff games...Set career highs for most games played (72), goals (11), points (23) and power play goals (4) in a season...Registered two points (1-1-2) in two consecutive games, Mar. 17-19...Recorded two points (1-1-2) in the YoungStars game, Jan. 24...Tallied two points (1-1-2) in two straight games, Nov. 24-27...Had a four-game scoring streak, recording four points (2-2-4), Oct. 30-Nov. 4...Recorded six points (3-3-6) n five consecutive games, Oct. 16-25. **2007.08:** Ranked among the NHL's top 20 rookies in scoring before suffering a season-ending MCL sprain, Mar. 17 vs PHX...Named third star, scoring a goal in 14:22 of ice t me, Mar. 6 vs NSH...Recorded two points (1-1-2), finished +1 and was named first star, Feb. 21 at NSH...Registered a goal and an assist, finishing +2 and was named second star, Dec. 30 vs ANA...Made his NHL debut with the Canucks, collecting his first NHL point (an assist) and finishing a +1, Oct. 5 vs SJ. **2006.07:** Made his professional debut on Mar. 23 vs Grand Rapids and scored his career first goal as a Manitoba Moose...Finished his sophomore year at the University of Minnesota-Duluth second overall in WCHA scoring with 46 points (14-32-46).

INTERNATIONAL

World Championship: 2010

NHL MILESTONES

100th NHL Game: Feb. 19/09 at OTT
200th NHL Game: Apr. 4/10 vs MIN

2009.10 GAME BY GAME

Oct. 1	@ CGY	0-0	4/0	15:06
Oct. 3	@ COL	0-0	1/0	12:59
Oct. 5	vs CBJ	0-0	6/0	16:36
Oct. 7	vs MTL	1-0 (W)	3/2	16:53
Oct. 11	vs DAL	0-0	1/0	20:32
Oct. 16	@ CGY	0-0	0/-1	16:06
Oct. 17	vs MIN	0-0	6/0	17:52
Oct. 19	@ EDM	0-0	3-2	15:21
Oct. 21	@ CHI	0-0	4/-1	17:02
Oct. 24	vs TOR	2-0	3/1	17:42
Oct. 25	vs EDM	0-0	1/0	14:30
Oct. 27	vs DET	0-0	2/1	18:59
Oct. 29	@ LA	0-0	0/0	17:40
Oct. 30	@ ANA	1-0	3/0	14:18
Nov. 1	vs COL	1-1 (W)	2/2	16:57
Nov. 3	vs NYR	0-1	3/0	22:18
Nov. 5	@ MIN	1-0	2/-2	16:48
Nov. 6	@ DAL	1-0	4/0	22:12
Nov. 10	@ STL	0-0	2/1	16:31
Nov. 12	@ DET	1-0	2/-2	19:41
Nov. 14	@ COL	0-3	2/2	16:39
Nov. 20	vs COL	0-1	1/2	20:20
Nov. 22	vs CHI	0-0	2/-1	16:56
Nov. 26	vs LA	0-0	4/-1	16:54
Nov. 28	vs EDM	1-2	1/0	16:11
Nov. 29	vs SJ	0-0	3/0	16:46
Dec. 2	@ NJ	0-0	1/1	16:45
Dec. 3	@ PHI	0-0	2/0	15:45
Dec. 5	@ CAR	0-0	2/-1	17:33
Dec. 8	@ NSH	0-0	2/-1	16:36
Dec. 10	vs ATL	1-0	2/1	19:21
Dec. 12	vs MIN	1-1	2/0	17:59
Dec. 14	vs LA	1-1	5/2	17:24
Dec. 16	vs ANA	0-0	2/-1	17:43
Dec. 18	vs WSH	2-0 (W)	3/1	16:28
Dec. 20	vs STL	0-1	1/0	20:30
Dec. 22	vs NSH	0-0	5/-1	17:40
Dec. 26	vs EDM	0-1	0/0	16:05
Dec. 27	@ CGY	3-0	4/1	15:46
Dec. 29	@ PHX	0-0	2/1	18:50
Dec. 31	@ STL	0-0	5/-1	14:53
Jan. 2	@ DAL	0-1	2/1	16:16
Jan. 5	vs CBJ	0-0	1/0	16:40
Jan. 7	vs PHX	0-0	4/1	16:24
Jan. 9	vs CGY	0-1	2/0	16:48
Jan. 11	vs NSH	0-0	6/0	21:09
Jan. 13	@ MIN	0-1	5/-1	18:38
Jan. 16	vs PIT	0-2	0/0	16:43
Jan. 20	@ EDM	0-0	3/0	20:36
Jan. 21	vs DAL	1-0	3/0	17:46
Jan. 23	vs CHI	0-0	3/1	17:17
Jan. 25	vs BUF	0-1	1/1	17:51
Jan. 27	vs STL	2-1	5/1	19:31
Jan. 30	@ TOR	0-1	3/0	20:21
Feb. 2	@ MTL	0-0	5/-1	20:03
Feb. 4	@ OTT	0-1	2/-1	19:22
Feb. 6	@ BOS	1-0	5/1	21:50
Feb. 9	@ TB	0-0	1/-2	16:56
Feb. 11	@ FLA	0-0	2/0	13:52
Feb. 12	@ CBJ	0-0	3/-1	20:13
Feb. 14	@ MIN	1-0	4/0	17:05
Mar. 2	@ CBJ	0-1	2/0	17:45
Mar. 3	@ DET	0-1	2/1	17:34
Mar. 5	@ CHI	0-0	2/-2	16:27
Mar. 7	@ NSH	0-1	3/2	15:00
Mar. 9	@ COL	0-0	2/-1	8:06
Mar. 10	@ PHX	0-0	1/-1	16:33
Mar. 13	vs OTT	0-0	0/0	17:03
Mar. 14	vs GGY	0-0	2/0	15:31
Mar. 16	vs NYI	0-1	3/1	20:43
Mar. 18	vs SJ	0-0	3/-1	15:38
Mar. 20	vs DET	0-1	2/0	18:04
Mar. 23	@ EDM	1-0	6/-1	19:32
Mar. 24	vs ANA	0-0	4/-1	19:03
Mar. 27	@ SJ	0-0	2/0	18:25
Mar. 30	vs PHX	1-0 (W)	2/1	16:44
Apr. 1	@ LA	0-0	4/-1	19:56
Apr. 2	@ ANA	0-0	4/0	15:53
Apr. 4	vs MIN	0-0	1/-1	15:23
Apr. 6	vs COL	1-0	5/1	15:51
Apr. 8	@ SJ	0-1	2/1	15:45
Apr. 10	vs CGY	0-1	0/0	12:29

AARON ROME

CAREER STATS

APR. 3/08 at DETMAR. 3/10 at DETMAR. 3/10 at DET: 0-2-2

GAME-WINNING GOALS	0
--------------------	---

POWER PLAY GOALS	0
------------------	---

SHORTHANDED GOALS 0

OVERTIME POINTS	0-0-0
-----------------	-------

SHOOTOUT RECORD

PENALTY SHOT RECORD 0/0



REGULAR SEASON								PLAYOFFS					
SEASON	CLUB	LEA	GP	G	A	PTS	PIM	GP	G	A	PTS	PIM	
1998.99	Saskatoon	WHL	1	0	0	0	0	-	-	-	-	-	
1999.00	Saskatoon	WHL	47	0	6	6	22	1	0	0	0	0	
2000.01	Saskatoon	WHL	3	0	0	0	2	-	-	-	-	-	
2001.02	Kootenay	WHL	53	2	8	10	43	11	1	3	4	6	
	Kootenay	WHL	33	4	13	17	55	-	-	-	-	-	
	Swift Current	WHL	37	3	11	14	113	10	1	4	5	23	
2002.03	Swift Current	WHL	61	12	44	56	201	4	1	0	1	20	
2003.04	Swift Current	WHL	41	7	26	33	122	-	-	-	-	-	
2004.05	Moose Jaw	WHL	28	3	16	19	88	8	0	6	6	17	
	Cincinnati	AHL	75	2	14	16	130	12	3	3	6	33	
2005.06	Portland	AHL	64	5	19	24	87	18	1	4	5	33	
2006.07	Anahe m	NHL	1	0	0	0	0	1	0	0	0	0	
2007.08	Portland	AHL	76	8	17	25	139	-	-	-	-	-	
	Columbus	NHL	17	1	1	2	33	-	-	-	-	-	
	Portland	AHL	14	2	3	5	31	-	-	-	-	-	
2008.09	Syracuse	AHL	41	3	21	24	126	-	-	-	-	-	
	Columbus	NHL	8	0	1	1	0	1	0	1	1	0	
2009.10	Syracuse	AHL	48	7	21	28	153	-	-	-	-	-	
	Vancouver	NHL	49	0	4	4	24	1	0	0	0	0	
VANCOUVER TOTALS			49	0	4	4	24	1	0	0	0	0	
NHL TOTALS			75	1	6	7	57	3	0	1	1	0	

ROME vs NHL					
TEAM	GP	G	A	PTS	PIM
Anahe m	3	0	1	1	0
Boston	1	0	0	0	0
Buffalo	1	0	0	0	0
Calgary	5	0	0	0	6
Chicago	8	0	0	0	9
Columbus	3	0	0	0	0
Colorado	3	0	1	1	0
Dallas	3	0	0	0	0
Detroit	7	1	3	4	0
Edmonton	6	0	0	0	0
Florida	1	0	0	0	0
Los Angeles	3	0	1	1	0
Minnesota	4	0	0	0	7
Montreal	1	0	0	0	0
NY Islanders	1	0	0	0	2
Nashville	4	0	0	0	7
Ottawa	2	0	0	0	0
Phoenix	3	0	0	0	0
St. Louis	6	0	0	0	19
San Jose	3	0	0	0	5
Tampa Bay	2	0	0	0	2
Toronto	2	0	0	0	0
Vancouver	2	0	0	0	0
Washington	1	0	0	0	0
Totals	75	1	6	7	57

	DEFENCE	SHOOTS LEFT	6'1"	217 LBS	NESBITT, MAN	SEP. 27, 1983	
--	---------	-------------	------	---------	--------------	---------------	--

NHL FIRSTS

First Game: Jan. 2/07 at DET

First Goal: Apr. 3/08 at DET

First Assist: Mar. 16/08 vs DET

ACQUIRED

Signed as a free agent by Vancouver on Jul. 2, 2009.

PERSONAL

Aaron and his wife Adrienne spend the off-season in Brandon, Manitoba with son Grayson...He enjoys playing golf and boating...Aaron's greatest hockey memory is being part of the Anaheim Ducks Stanley Cup run and having his day with the Cup.

CAREER HIGHLIGHTS

2009.10: Played in one playoff game, finishing with an even plus/minus rating...Appeared in his first season with the Canucks, recording four points (0-4-4) and 24 penalty minutes in 49 games played...Set career highs for most games played (49), assists (4) and points (0-4-4) in a season...Logged an average of 15:10 ice time per game...Missed one game due to injury, Apr. 10...Recorded two assists, setting a career high for most assists and points in a game, Mar. 3 at DET...Missed four games due to injury, Jan. 9-16...Collected his first point as a Canuck (0-1-1), Oct. 30 at ANA. **2008.09:** Played eight regular season games with Columbus and one playoff game, recording an assist...Collected 28 points (7-21-28) and 153 penalty minutes in 48 games with Syracuse. **2007.08:** Played a career season-high 17 NHL games scoring his first NHL goal and assist...Combined for 55 games between Portland and Syracuse earning 29 points (5-24-29) and 157 penalty minutes. **2006.07:** Made his NHL regular season and playoff debut with Anaheim...Had 25 points (8-17-25) and 139 penalty minutes in 76 games with Portland.

2009.10 GAME BY GAME

Oct. 1	@ CGY	DND		
Oct. 3	@ COL	DND		
Oct. 5	vs CBJ	DND		
Oct. 7	vs MTL	DND		
Oct. 11	vs DAL	DND		
Oct. 16	@ CGY	0-0	3/-3	15:32
Oct. 17	vs MIN	0-0	3/0	11:08
Oct. 19	@ EDM	0-0	2/0	12:34
Oct. 21	@ CHI	0-0	0/-1	11:05
Oct. 24	vs TOR	0-0	1/0	13:38
Oct. 25	vs EDM	DND		
Oct. 27	vs DET	DND		
Oct. 29	@ LA	0-0	0/0	16:40
Oct. 30	@ ANA	0-1	3/0	19:07
Nov. 1	vs COL	0-0	0/0	7:51
Nov. 3	vs NYR	DND		
Nov. 5	@ MIN	0-0	0/1	13:19
Nov. 6	@ DAL	0-0	1/-1	14:32
Nov. 10	@ STL	DND		
Nov. 12	@ DET	DND		
Nov. 14	@ COL	DND		
Nov. 20	vs COL	DND		
Nov. 22	vs CHI	DND		
Nov. 26	vs LA	DND		
Nov. 28	vs EDM	DND		
Nov. 29	vs SJ	MIN		
Dec. 2	@ NJ	MIN		
Dec. 3	@ PHI	MIN		
Dec. 5	@ CAR	MIN		
Dec. 8	@ NSH	MIN		
Dec. 10	vs ATL	MIN		
Dec. 12	vs MIN	MIN		
Dec. 14	vs LA	DND		
Dec. 16	vs ANA	DND		
Dec. 18	vs WSH	0-0	2/1	15:01
Dec. 20	vs STL	0-0	0/-1	10:24
Dec. 22	vs NSH	DND		
Dec. 26	vs EDM	DND		
Dec. 27	@ CGY	DND		
Dec. 29	@ PHX	DND		
Dec. 31	@ STL	0-0	1/0	10:20
Jan. 2	@ DAL	0-0	1/0	16:09
Jan. 5	vs CBJ	0-0	1/-1	14:32
Jan. 7	vs PHX	0-0	0/0	6:10
Jan. 9	vs CGY	INJ		
Jan. 11	vs NSH	INJ		
Jan. 13	@ MIN	INJ		
Jan. 16	vs PIT	INJ		
Jan. 20	@ EDM	0-0	4/0	12:28
Jan. 21	vs DAL	0-0	1/0	16:53
Jan. 23	vs CHI	0-0	0/1	15:19
Jan. 25	vs BUF	0-0	0/1	17:38
Jan. 27	vs STL	0-0	1/1	15:55
Jan. 30	@ TOR	0-0	1/1	15:09
Feb. 2	@ MTL	0-0	2/-1	11:14
Feb. 4	@ OTT	0-0	0/0	14:19
Feb. 6	@ BOS	0-0	1/0	14:12
Feb. 9	@ TB	0-0	2/0	10:03
Feb. 11	@ FLA	0-0	2/1	18:15
Feb. 12	@ CBJ	0-0	1/2	18:00
Feb. 14	@ MIN	0-0	0/-1	15:00
Mar. 2	@ CBJ	0-0	2/-1	19:44
Mar. 3	@ DET	0-2	0/3	19:07
Mar. 5	@ CHI	0-0	1/-1	17:27
Mar. 7	@ NSH	0-0	0/2	14:35
Mar. 9	@ COL	0-1	2/-1	19:25
Mar. 10	@ PHX	0-0	1/0	20:56
Mar. 13	vs OTT	0-0	2/1	19:51
Mar. 14	vs CGY	0-0	2/-1	16:28
Mar. 16	vs NYI	0-0	0/-1	12:38
Mar. 18	vs SJ	0-0	1/0	17:50
Mar. 20	vs DET	0-0	0/0	14:45
Mar. 23	@ EDM	0-0	0/-1	17:32
Mar. 24	vs ANA	0-0	0/0	18:49
Mar. 27	@ SJ	0-0	2/0	13:28
Mar. 30	vs PHX	0-0	0/2	17:54
Apr. 1	@ LA	0-0	0/-2	14:36
Apr. 2	@ ANA	0-0	1/1	17:54
Apr. 4	vs MIN	0-0	1/0	13:40
Apr. 6	vs COL	0-0	1/0	18:28
Apr. 8	@ SJ	0-0	0/-3	16:12
Apr. 10	vs CGY	INJ		

#37

RICK RYPIEN

(RIHK RIH-pihn)

CAREER STATS

MOST GOALS IN A GAME 1

SEVERAL TIMES – APR. 10/10 vs CGY

MOST ASSISTS IN A GAME 1

SIX TIMES – MAR. 18/10 vs SJ

MOST POINTS IN A GAME 2

OCT. 12/07 at EDM: 1-1-2

HAT TRICKS 0

GAME-WINNING GOALS 1

NOV. 3/09 vs NYR

POWER PLAY GOALS 0

SHORTHANDED GOALS 1

OCT. 9/08 vs CGY

OVERTIME POINTS 0-0-0

SHOOTOUT RECORD 0/0

PENALTY SHOT RECORD 0/0


REGULAR SEASON

PLAYOFFS

RYPIEN vs NHL

SEASON	CLUB	LEA	GP	G	A	PTS	PIM	GP	G	A	PTS	PIM	TEAM	GP	G	A	PTS	PIM
2001.02	Regina	WHL	1	0	0	0	0	–	–	–	–	–	Anahe m	5	0	0	0	5
2002.03	Regina	WHL	50	6	12	18	159	5	1	1	2	21	Atlanta	1	0	0	0	7
2003.04	Regina	WHL	65	19	26	45	186	4	0	1	1	18	Boston	1	0	0	0	2
2004.05	Regina	WHL	63	22	29	51	148	–	–	–	–	–	Buffalo	2	0	0	0	0
	Manitoba	AHL	8	1	1	2	5	14	0	0	0	35	Carolina	2	0	0	0	7
2005.06	Vancouver	NHL	5	1	0	1	4	–	–	–	–	–	Calgary	12	5	1	6	31
	Manitoba	AHL	49	9	6	15	122	13	1	1	2	22	Chicago	3	0	0	0	5
2006.07	Vancouver	NHL	2	0	0	0	5	–	–	–	–	–	Columbus	6	1	0	1	7
	Manitoba	AHL	14	3	3	6	35	–	–	–	–	–	Colorado	12	0	1	1	34
2007.08	Vancouver	NHL	22	1	2	3	41	–	–	–	–	–	Dallas	4	0	0	0	0
	Manitoba	AHL	34	3	11	14	81	6	0	0	0	10	Detroit	5	0	0	0	7
2008.09	Vancouver	NHL	12	3	0	3	19	10	0	2	2	40	Edmonton	10	2	2	4	15
2009.10	Vancouver	NHL	69	4	4	8	126	7	0	1	1	7	Florida	1	0	0	0	4
													Los Angeles	5	0	0	0	4
													Minnesota	8	0	0	0	8
													Montreal	2	0	0	0	5
													New Jersey	1	0	0	0	0
													NY Islanders	1	0	0	0	0
													NY Rangers	1	1	0	1	0
													Nashville	6	0	0	0	8
													Ottawa	2	0	0	0	10
													Philadelphia	1	0	1	1	0
													Phoenix	5	0	0	0	5
													Pittsburgh	1	0	0	0	0
													St. Louis	6	0	0	0	19
													San Jose	3	0	1	1	7
													Tampa Bay	1	0	0	0	5
													Toronto	1	0	0	0	2
													Washington	2	0	0	0	2
VANCOUVER/NHL TOTALS			110	9	6	15	195	17	0	3	3	47	Totals	110	9	6	15	195

CENTRE	SHOOTS RIGHT	5'11"	192 LBS	COLEMAN, AB	MAY 16, 1984
--------	--------------	-------	---------	-------------	--------------

NHL FIRSTS

First Game: Dec. 21/05 vs EDM

First Goal: Dec. 21/05 vs EDM

First Assist: Oct. 12/07 at EDM

ACQUIRED

Signed as a free agent by Vancouver, Nov. 9, 2005.

PERSONAL

Comes from a lineage of athletes: father Wes was a Canadian boxing champion, brother Wes Jr. played in the WHL and cousin Mark was the most valuable player of Super Bowl XXVI. He is a fan of mixed martial arts...His father and brother inspired and guided Rick's career...His greatest hockey achievement is earning a roster spot with the Canucks despite not being drafted in the NHL and WHL.

CAREER HIGHLIGHTS

2009.10: Played in seven playoff games, collecting an assist and seven penalty minutes...Collected eight points (4-4-8) in 69 regular season games played, logging an average of 7:14 TOI/G...Set career highs in games played (69), goals (4), assists (4), points (4-4-8) and penalty minutes (126)...Recorded 126 penalty minutes, ranking second on the team and tied for 24th in the League in this category...Played in his 100th NHL career game, Mar. 16 vs NYI...Missed three games due to the flu, Jan. 20-23...Missed three games due to an upper body injury, Nov. 26-29...Notched his first career game-winning goal, Nov. 3 vs NYR...Collected two points (1-1-2) in consecutive games, Nov. 1-3...Missed four games due to a groin injury, Oct. 21-27...Recorded his first point of the season (1-0-1), Oct. 16 at CGY. **2008.09:** Made his NHL playoff debut recording two points (0-2-2) and 40 PIM in 10 playoff games...Collected three points (3-0-3) in 12 games played, logging an average of 9:19 TOI/G...Recorded 19 penalty minutes this season...Set a career high for most goals in a season (3)...Returned to game action, playing 10:18...Recorded goals in consecutive games, Oct. 9-11...Notched his first point of the season, Oct. 9 vs CGY. **2007.08:** Split the season between Vancouver and Manitoba...Recorded 10 penalty minutes in six AHL playoff games played with the Manitoba Moose...Registered three points (1-2-3) and 41 penalty minutes in 22 games with the Canucks and 14 points (3-11-14) and 81 penalty minutes with the Moose...Notched two points (1-1-2) in his first game of the season with Vancouver, Oct. 12 at EDM. **2006.07:** Recorded six points (3-3-6) and 35 penalty minutes with Manitoba and five penalty minutes in two games with the Canucks...missed most of the season with injury. **2005.06:** Recorded two points (1-1-2) and 22 penalty minutes in 13 AHL playoff games played...Registered 15 points and 122 penalty minutes in 49 games played...Made his NHL debut, recording one goal and four penalty minutes in five games played...Notched his first NHL goal in his first NHL game played, Dec. 21 vs EDM. **2004.05:** Collected 35 penalty minutes in 14 AHL playoff games played during his first pro-season with Manitoba...Split the season between Manitoba and Regina of the WHL...Recorded two points (1-1-2) and five penalty minutes in eight games played with Manitoba and 51 points (22-29-51) and 148 penalty minutes in 63 games played with Regina.

NHL MILESTONES

100th NHL Game: Mar. 16/10 vs NYI

2009.10 GAME BY GAME

Oct. 1	@ CGY	0-0	2/-1	6:54
Oct. 3	@ COL	0-0	1/0	9:30
Oct. 5	vs CBJ	0-0	1/0	7:27
Oct. 7	vs MTL	0-0	0/0	8:13
Oct. 11	vs DAL	0-0	1/0	9:26
Oct. 16	@ CGY	1-0	2/-1	8:38
Oct. 17	vs MIN	0-0	0/0	6:03
Oct. 19	@ EDM	0-0	1/0	6:21
Oct. 21	@ CHI	INJ		
Oct. 24	vs TOR	INJ		
Oct. 25	vs EDM	INJ		
Oct. 27	vs DET	INJ		
Oct. 29	@ LA	0-0		6:34
Oct. 30	@ ANA	0-0	4/-2	9:17
Nov. 1	vs COL	0-1	2/1	16:04
Nov. 3	vs NYR	1-0 (W)	1/1	7:34
Nov. 5	@ MIN	0-0	1/0	10:04
Nov. 6	@ DAL	0-0	1/0	10:15
Nov. 10	@ STL	0-0	0/-1	10:49
Nov. 12	@ DET	0-0	0/0	5:15
Nov. 14	@ COL	0-0	0/1	7:30
Nov. 20	vs COL	0-0	0/0	5:24
Nov. 22	vs CHI	0-0	0/0	7:14
Nov. 26	vs LA	INJ		
Nov. 28	vs EDM	INJ		
Nov. 29	vs SJ	INJ		
Dec. 2	@ NJ	0-0	1/0	12:06
Dec. 3	@ PHI	0-1	1/1	8:15
Dec. 5	@ CAR	0-0	1/0	7:43
Dec. 8	@ NSH	0-0	0/0	6:26
Dec. 10	vs ATL	0-0	1/0	8:29
Dec. 12	vs MIN	0-0	1/0	6:46
Dec. 14	vs LA	0-0	0/0	5:24
Dec. 16	vs ANA	0-0	0/-1	4:15
Dec. 18	vs WSH	0-0	0/1	4:45
Dec. 20	vs STL	0-0	2/0	4:12
Dec. 22	vs NSH	0-0	1/0	8:44
Dec. 26	vs EDM	0-1	0/1	6:55
Dec. 27	@ CGY	0-0	0/0	7:34
Dec. 29	@ PHX	0-0	2/0	5:05
Dec. 31	@ STL	0-0	0/0	1:19
Jan. 2	@ DAL	0-0	0/0	6:54
Jan. 5	vs CBJ	1-0	1/0	7:53
Jan. 7	vs PHX	0-0	2/0	7:03
Jan. 9	vs CGY	0-0	0/0	5:12
Jan. 11	vs NSH	0-0	0/0	6:23
Jan. 13	@ MIN	0-0	0/-1	12:14
Jan. 16	vs PIT	0-0	2/0	10:21
Jan. 20	@ EDM	INJ		
Jan. 21	vs DAL	INJ		
Jan. 23	vs CHI	INJ		
Jan. 25	vs BUF	0-0	0/-1	7:21
Jan. 27	vs STL	0-0	1/0	8:12
Jan. 30	@ TOR	0-0	1/0	5:26
Feb. 2	@ MTL	0-0	4/0	6:08
Feb. 4	@ OTT	0-0	0/0	9:02
Feb. 6	@ BOS	0-0	0/0	6:44
Feb. 9	@ TB	0-0	2/0	4:04
Feb. 11	@ FLA	0-0	2/0	8:29
Feb. 12	@ CBJ	0-0	0/-1	2:42
Feb. 14	@ MIN	0-0	1/0	8:24
Mar. 2	@ CBJ	DND		
Mar. 3	@ DET	0-0	3/0	10:15
Mar. 5	@ CHI	0-0	0/0	10:37
Mar. 7	@ NSH	0-0	2/0	5:29
Mar. 9	@ COL	0-0	1/0	6:59
Mar. 10	@ PHX	0-0	0/0	5:21
Mar. 13	vs OTT	0-0	1/0	9:19
Mar. 14	vs CGY	0-0	0/0	4:21
Mar. 16	vs NYI	0-0	0/0	2:46
Mar. 18	vs SJ	0-1	0/1	5:14
Mar. 20	vs DET	0-0	1/0	3:58
Mar. 23	@ EDM	0-0	1/0	6:11
Mar. 24	vs ANA	0-0	0/0	4:58
Mar. 27	@ SJ	0-0	0/0	6:14
Mar. 30	vs PHX	0-0	0/0	10:35
Apr. 1	@ LA	0-0	2/-3	10:43
Apr. 2	@ ANA	0-0	0/0	3:56
Apr. 4	vs MIN	DND		
Apr. 6	vs COL	0-0	2/1	6:24
Apr. 8	@ SJ	DND		
Apr. 10	vs CGY	1-0	3/1	6:59

#6

SAMI
SALO

(SA-mee SA-loh)

CAREER STATS

MOST GOALS IN A GAME 3

MAR. 30/99 at PIT

MOST ASSISTS IN A GAME 3

THREE TIMES – LATEST MAR. 6/08 vs NSH

MOST POINTS IN A GAME 3

SIX TIMES – LATEST MAR. 6/08 vs NSH: 0-3-3

HAT TRICKS 1

MAR. 30/99 at PIT

GAME-WINNING GOALS 21

LATEST APR. 4/10 vs MIN

POWER PLAY GOALS 47

LATEST APR. 4/10 vs MIN

SHORTHANDED GOALS 1


DEC. 18/01 at CAR

OVERTIME POINTS 6-8-14

SHOOTOUT RECORD 0/1

0 GDG

PENALTY SHOT RECORD 0/0



REGULAR SEASON

PLAYOFFS

SALO vs NHL

SEASON	CLUB	LEA	GP	G	A	PTS	PIM	GP	G	A	PTS	PIM
1994.95	TPS Turku	Finland	7	1	2	3	6	1	0	0	0	0
1995.96	TPS Turku	Finland	47	7	14	21	32	11	1	3	4	8
1996.97	TPS Turku	Finland	48	9	6	15	10	10	2	3	5	4
	TPS Turku	EuroHL	6	0	2	2	6	2	0	0	0	2
1997.98	Jokerit Helsinki	Finland	35	3	5	8	24	8	0	1	1	2
	Jokerit Helsinki	EuroHL	6	1	1	2	2	–	–	–	–	–
1998.99	Ottawa	NHL	61	7	12	19	24	4	0	0	0	0
	Detroit	IHL	5	0	2	2	0	–	–	–	–	–
1999.00	Ottawa	NHL	37	6	8	14	2	6	1	1	2	0
2000.01	Ottawa	NHL	31	2	16	18	10	4	0	0	0	0
2001.02	Ottawa	NHL	66	4	14	18	14	12	2	1	3	4
2002.03	Vancouver	NHL	79	9	21	30	10	12	1	3	4	0
2003.04	Vancouver	NHL	74	7	19	26	22	7	1	2	3	2
2004.05	Frolunda	Sweden	41	6	8	14	18	14	1	6	7	2
2005.06	Vancouver	NHL	59	10	23	33	38	–	–	–	–	–
2006.07	Vancouver	NHL	67	14	23	37	26	10	0	1	1	4
2007.08	Vancouver	NHL	63	8	17	25	38	–	–	–	–	–
2008.09	Vancouver	NHL	60	5	20	25	26	7	3	4	7	2
2009.10	Vancouver	NHL	68	9	19	28	18	12	1	5	6	2
VANCOUVER TOTALS			470	62	142	204	178	48	6	15	21	10
NHL TOTALS			665	81	192	273	228	74	9	17	26	14

TEAM	GP	G	A	PTS	PIM
Anahe m	26	3	5	8	12
Atlanta	13	0	9	9	6
Boston	22	2	2	4	8
Buffalo	14	1	5	6	2
Carolina	15	2	5	7	2
Calgary	40	9	10	19	14
Chicago	24	2	9	11	4
Columbus	26	8	12	20	10
Colorado	45	4	13	17	16
Dallas	28	1	6	7	16
Detroit	29	5	7	12	10
Edmonton	34	5	9	14	22
Florida	15	1	4	5	0
Los Angeles	26	2	8	10	4
Minnesota	40	6	9	15	14
Montreal	22	1	5	6	2
New Jersey	14	1	1	2	6
NY Islanders	15	2	3	5	8
NY Rangers	15	0	7	7	4
Nashville	26	5	8	13	4
Ottawa	8	1	7	8	2
Philadelphia	16	1	4	5	2
Phoenix	31	3	12	15	14
Pittsburgh	15	4	5	9	4
St. Louis	28	1	6	7	14
San Jose	22	0	5	5	2
Tampa Bay	16	4	4	8	6
Toronto	20	5	4	9	12
Vancouver	5	1	2	3	0
Washington	15	1	6	7	8

Totals 665 81 192 273 228

DEFENCE	SHOOTS RIGHT	6'3"	215 LBS	TURKU, FINLAND	SEP. 2, 1974	
---------	--------------	------	---------	----------------	--------------	--

NHL FIRSTS

First Game:	Oct. 10/98 at COL	Goals:	3 games	Mar. 6-11/00: 3 goals
First Goal:	Jan. 21/99 at BOS	Assists:	4 games	Four times (latest Feb. 5-10/08: 4 assists)
First Assist:	Nov. 23/98 vs VAN	Points:	5 games	Mar. 2-10/99: 1-4-5

HONOURS

NHL All-Rookie Team: 1999

ACQUIRED

Acquired by Vancouver from Ottawa in exchange for Peter Schaefer on Sept. 21, 2002.

PERSONAL

Sami and his wife Johanna have two daughters named Julia and Peppi, and a son named Oliver...Salo has spent time coaching Oliver on his hockey team...Says his greatest hockey memories are playing in the Olympics and his first NHL game...Growing up his boyhood idol was Jan Kurri.

CAREER HIGHLIGHTS

2009.10: Averaged 20.40 ice time per game...Finished the season as the seventh highest scoring (204) defenceman in franchise history and with the seventh most games played (470) by a Canucks defenceman in club history...With 17 career game-winning goals, Salo ranks second among defencemen and tied for 15th among all skaters in franchise history...Notched his sixth career OT-winning goal, now tied for fifth in League history for most overtime goals scored by a defenceman. Apr. 4 vs MIN...Notched the game-winning goal, Mar. 3 at DET...Member of bronze medal-winning Team Finland, 2010 Olympic Winter Games, recording 1-1-2 in six GP...Missed four games due to a groin injury, Jan. 23-30...Established a three-game, four point (1-3-4) scoring streak, Jan. 13-20...Missed one game due to an eye injury, Jan. 9...Recorded the game-winning goal, Dec. 14 vs LA...Missed seven games due to a knee injury, Oct. 16-27...Collected his first point of the season (0-1-1), Oct. 7 vs MTL...Appeared in his 600th career game, Oct. 5 vs CBJ. **2008.09:** Recorded seven points (3-4-7) in seven playoff games, finishing second in playoff scoring among Canucks defencemen and tied for 16th among NHL defencemen...Notched two game-winning goals in the 2009 playoffs...Recorded two points (1-1-2) in two games, Jan. 28-31...Played in his 400th career game, Apr. 7 vs CGY...Registered three points (1-2-3), including one game-winning goal in consecutive games, Nov. 19-24...Went on a three-game scoring streak, tallying three assists in three games, Oct. 30-Nov. 2...Recorded a total of three assists in three consecutive games, Oct. 11-16. **2007.08:** Tallied three assists, a single-game season high and was named second star, Mar. 6 vs NSH...Scored a goal, finished +2 and had a team-high 26.40 TOI, Feb. 16 vs EDM...Scored his first goal of the season on the power play and led the team in TOI (24:37) and shots (5), Dec. 27 vs CGY. **2006.07:** Set career highs for goals (4) and points (37)...Named second star after scoring the game-winner and one assist, Mar. 27 at COL...Assisted on the OT game-winner, Feb. 20 at ANA...Scored a goal and an assist, including the OT game-winner, and was named first star, Feb. 14 at MIN...Scored the game-winning OT goal, had one assist and was named first star, Oct. 20 at STL. **2005.06:** Set career highs in goals (10), assists (23) and points (33) in only 59 games...Had three points (2-1-3), including the game-tying goal at 19:30 of the third period and was named first star, Jan. 7 vs CGY...Scored his seventh goal and had five shots on net, Dec. 31 at MIN...Scored two goals, including the game-winner and was named second star, Nov. 20 at ANA. **2003.04:** Extended his assist streak to four games (0-5-5), notching his 11th of the season, Jan. 27 vs CHI...Scored the game-winning goal in OT, recorded a +2 and was named third star, Nov. 20 vs CHI. **2002.03:** Set new career highs in goals, assists and points (9-21-30), recording 10 PIMs and a +10...Scored his eighth goal of the season, the game-winner, establishing a new career-high in goals, Mar. 11 vs NYL...Scored his sixth goal, establishing a point streak of four games (2-2-4), and was named third star of the game, Jan. 19 at DET...Recorded three assists and was named second star, Jan. 8 vs OTT. **2001.02:** Scored his first career shorthanded goal, Dec. 18 at CAR...Recorded two points (2-1-3) in 12 playoff games. **2000.01:** Set career high in assists (16)...Set career high with three assists and tied career best for points in a game (3), Mar. 14 at ATL. **1999.00:** Scored Ottawa's first goal of series against TOR on Apr. 15 and added first playoff assist, Feb. 24. **1998.99:** Recorded first career hat trick against PIT, Mar. 30.

INTERNATIONAL

Olympics: 2006 (silver), 2002

World Championships: 2004, 2001 (silver)

World Cup: 2004 (silver)

NHL MILESTONES

100th NHL Game: Oct. 14/00 at TOR

500th NHL Game: Jan. 10/08 at SJ

100th NHL Point: Nov. 11/06 vs CGY

2009.10 GAME BY GAME

Oct. 1	@ CGY	0-0	4/-1	2139
Oct. 3	@ COL	0-0	2/-1	2133
Oct. 5	vs CBJ	0-0	1/-2	2128
Oct. 7	vs MTL	0-1	2/1	2039
Oct. 11	vs DAL	0-0	0/0	251
Oct. 16	@ CGY	INJ		
Oct. 17	vs MIN	INJ		
Oct. 19	@ EDM	INJ		
Oct. 21	@ CHI	INJ		
Oct. 24	vs TOR	INJ		
Oct. 25	vs EDM	INJ		
Oct. 27	vs DET	INJ		
Oct. 29	@ LA	0-0	1/0	2225
Oct. 30	@ ANA	0-0	0/0	1738
Nov. 1	vs COL	0-1	1/2	1939
Nov. 3	vs NYR	0-0	2/1	1948
Nov. 5	@ MIN	0-0	1/1	1859
Nov. 6	@ DAL	0-0	3/0	2101
Nov. 10	@ STL	0-0	0/-3	1613
Nov. 12	@ DET	0-0	1/0	1722
Nov. 14	@ COL	0-0	2/1	1722
Nov. 20	vs COL	0-0	4/0	1623
Nov. 22	vs CHI	0-0	0/0	1702
Nov. 26	vs LA	0-0	1/3	1827
Nov. 28	vs EDM	0-0	2/1	1724
Nov. 29	vs SJ	0-0	3/0	1833
Dec. 2	@ NJ	1-0	3/3	1804
Dec. 3	@ PHI	0-0	0/0	1929
Dec. 5	@ CAR	0-0	1/-2	1926
Dec. 8	@ NSH	0-0	9/-1	2201
Dec. 10	vs ATL	0-0	1/2	1935
Dec. 12	vs MIN	0-0	1/-1	2251
Dec. 14	vs LA	1-0 (W)	1/0	1828
Dec. 16	vs ANA	0-2	3/0	2103
Dec. 18	vs WSH	0-0	0/0	2255
Dec. 20	vs STL	0-0	2/-1	2213
Dec. 22	vs NSH	1-0	4/3	1927
Dec. 26	vs EDM	0-1	1/0	1735
Dec. 27	@ CGY	0-0	1/2	1903
Dec. 29	@ PHX	0-0	2/0	2505
Dec. 31	@ STL	0-0	2/1	2524
Jan. 2	@ DAL	0-0	1/0	2158
Jan. 5	vs CBJ	1-1	1/3	2009
Jan. 7	vs PHX	0-1	2/3	2033
Jan. 9	vs CGY	INJ		
Jan. 11	vs NSH	0-0	2/1	2044
Jan. 13	@ MIN	0-1	0/0	2254
Jan. 16	vs PIT	0-1	2/1	2012
Jan. 20	@ EDM	1-1	2/0	2502
Jan. 21	vs DAL	0-0	1/-2	1418
Jan. 23	vs CHI	INJ		
Jan. 25	vs BUF	INJ		
Jan. 27	vs STL	INJ		
Jan. 30	@ TOR	INJ		
Feb. 2	@ MTL	0-2	4/0	2404
Feb. 4	@ OTT	0-0	2/0	2402
Feb. 6	@ BOS	0-1	4/1	2641
Feb. 9	@ TB	0-0	4/0	2417
Feb. 11	@ FLA	0-1	0/2	2302
Feb. 12	@ CBJ	1-0	2/-2	2056
Feb. 14	@ MIN	0-0	1/0	1928
Mar. 2	@ CBJ	0-1	3/0	2446
Mar. 3	@ DET	1-0 (W)	1/-1	2026
Mar. 5	@ CHI	0-0	2/1	2048
Mar. 7	@ NSH	0-0	1/0	2109
Mar. 9	@ COL	0-0	2/1	1840
Mar. 10	@ PHX	0-0	1/1	2401
Mar. 13	vs OTT	1-1	2/1	1958
Mar. 14	vs CGY	0-0	1/2	2031
Mar. 16	vs NYI	0-0	5/-1	2036
Mar. 18	vs SJ	0-0	0/0	2225
Mar. 20	vs DET	0-0	1/-1	2126
Mar. 23	@ EDM	0-0	1/0	1933
Mar. 24	vs ANA	0-0	1/2	1851
Mar. 27	@ SJ	0-0	0/-3	2456
Mar. 30	vs PHX	0-0	1/0	2309
Apr. 1	@ LA	0-0	1/-4	1905
Apr. 2	@ ANA	0-0	1/0	2628
Apr. 4	vs MIN	1-1 (W)	5/-1	2618
Apr. 6	vs COL	0-2	1/1	2543
Apr. 8	@ SJ	DND		
Apr. 10	vs CGY	INJ		

#26

MIKAEL SAMUELSSON

(MIH-kigh-ehl SAM-yuhl-suhn)

CAREER STATS

MOST GOALS IN A GAME **3**

MAR. 9/10 at COL

MOST ASSISTS IN A GAME **3**

APR. 7/07 vs CHI

MOST POINTS IN A GAME **5**

APR. 7/07 vs CHI: 2-3-5

HAT TRICKS **1**

MAR. 9/10 at COL

GAME-WINNING GOALS **15**

LATEST FEB. 12/10 at CBJ

POWER PLAY GOALS **33**


LATEST MAR. 13/10 vs OTT

SHORTHANDED GOALS **3**

LATEST JAN. 19/03 vs PHI

OVERTIME POINTS **1-1-2**
SHOOTOUT RECORD **1/6**

1 GDG

PENALTY SHOT RECORD **0/0**


REGULAR SEASON

PLAYOFFS

SAMUELSSON vs NHL

SEASON	CLUB	LEA	GP	G	A	PTS	PIM	GP	G	A	PTS	PIM
1996-97	Sodertalje SK	SWE	29	3	2	5	10	10	0	0	0	4
1997-98	Sodertalje SK	SWE	41	11	9	20	66	-	-	-	-	-
1998-99	Vastra Frolunda	SWE	27	0	5	5	10	-	-	-	-	-
1999-00	Brynas IF Gavle	SWE	40	4	3	7	76	-	-	-	-	-
2000.01	San Jose	NHL	4	0	0	0	0	-	-	-	-	-
	Kentucky	AHL	66	32	46	78	58	3	1	0	1	0
2001.02	NY Rangers	NHL	67	6	10	16	23	-	-	-	-	-
	Hartford	AHL	8	3	6	9	12	-	-	-	-	-
2002.03	NY Rangers	NHL	58	8	14	22	32	-	-	-	-	-
	Pittsburgh	NHL	22	2	0	2	8	-	-	-	-	-
2003.04	Florida	NHL	37	3	6	9	35	-	-	-	-	-
2004.05	Servette Geneva	Swiss	12	2	4	6	14	-	-	-	-	-
	Sodertalje SK	SWE	29	7	13	20	45	10	3	3	6	24
2005.06	Detroit	NHL	71	23	22	45	42	6	0	1	1	6
	Rapperswil-Jona	Swiss	1	0	0	0	0	-	-	-	-	-
2006.07	Detroit	NHL	53	14	20	34	28	18	3	8	11	14
2007.08	Detroit	NHL	73	11	29	40	26	22	5	8	13	8
2008.09	Detroit	NHL	81	19	21	40	50	23	5	5	10	6
2009.10	Vancouver	NHL	74	30	23	53	64	12	8	7	15	16
VANCOUVER TOTALS			74	30	23	53	64	12	8	7	15	16
NHL TOTALS			540	116	145	261	308	81	21	29	50	50

TEAM	GP	G	A	PTS	PIM
Anahe m	18	2	4	6	20
Atlanta	16	1	4	5	14
Boston	10	0	2	2	4
Buffalo	11	2	5	7	6
Carolina	16	1	3	4	8
Calgary	26	6	9	15	12
Chicago	28	10	12	22	12
Columbus	34	8	12	20	26
Colorado	26	10	12	22	12
Dallas	21	2	5	7	10
Detroit	7	1	1	2	2
Edmonton	23	7	6	13	4
Florida	9	0	3	3	4
Los Angeles	22	8	9	17	14
Minnesota	22	6	5	11	10
Montreal	12	3	2	5	8
New Jersey	16	2	2	4	10
NY Islanders	13	2	3	5	8
NY Rangers	7	3	2	5	2
Nashville	34	5	7	12	12
Ottawa	15	2	2	4	6
Philadelphia	15	1	2	3	6
Phoenix	19	8	1	9	6
Pittsburgh	15	1	5	6	4
St. Louis	33	8	10	18	27
San Jose	17	6	2	8	16
Tampa Bay	14	2	5	7	15
Toronto	14	5	1	6	6
Vancouver	18	4	7	11	16
Washington	12	0	2	2	8

Totals **540 116 145 261 308**

NHL FIRSTS

First Game: Jan. 3/01 vs CGY**First Goal:** Nov. 20/01 vs COL (2goals)**First Assist:** Nov. 10/01 vs MTL

STREAKS

Goals: 6 games**Assists:** 4 games**Points:** 7 games

Mar. 3-13/10: 9 goals

Two t mes (latest Mar.9-14/10: 4 assists)

Three t mes (latest Mar. 3-14/10: 9-4-13)

HONOURS

Stanley Cup Championship: 2008 (Detroit)

ACQUIRED

Signed as a free agent by Vancouver on July 3, 2009.

PERSONAL

Is one of 24 members of the exclusive "Triple Gold Club", winning a gold medal at both the 2006 Winter Olympics and World Championships, in addition to winning the Stanley Cup in 2008...M kael spent his day with the Stanley Cup in his hometown of Mariefred, Sweden with family and friends, where the town held a civic reception in his honour and more than 3,000 people crowded the town square to greet him.

CAREER HIGHLIGHTS

2009.10: Led all Canucks in playoff scoring...Tied a franchise record for most goals scored in a playoff series (7) versus the LA Kings...Established career highs in goals (30) and points (30-23-53)...Finished the season with 30 goals for the first t me in his career...Ranked tied for 19th in the League and second on the team for most goals (30)...Established a seven-game, 13 point (9-4-13) scoring streak, Mar. 3-16...Tied for the League's second longest goal-scoring streak this season with nine in six games played, Mar. 3-13...Named NHL's second star of week, Mar. 8-14 after collecting 10 points (6-4-10)...Scored first career hat trick, Mar. 10 at COL...Set a new career high for most goals, scoring his 24th, Mar. 7 at NSH...Scored three points (2-1-3) in three consecutive games, Feb. 11-14...Had a three-game scoring streak (2-1-3), Jan. 23-27...Established a seven-game, seven point (5-7-7) scoring streak, Dec. 27-Jan. 9...Collected three points (1-2-3) in three consecutive games, Oct. 25-29...Posted a five-game, six point (3-3-6) scoring streak, Oct. 5-17...Recorded first point (1-0-1) as a Canuck, Oct. 1 at CGY...**2008.09:** Reached the Stanley Cup Finals with Detro t recording 10 points (5-5-10) in 23 playoff games...Recorded 40 points (19-21-40), including seven power play goals and 50 penalty minutes in the regular season...Played a career high 81 games...Finished third in team shots with 257...**2007.08:** Won the Stanley Cup, recording 13 points (5-8-13) in 22 postseason games...His 13 playoff points and five goals, including three in the finals set new career highs...Appeared in a career high 73 games...Finished season with 40 points (11-29-40) and had a career high 29 assists...**2006.07:** Made 18 playoff appearances...Established a career high for goals (3), assists (8) and points (11) in a single postseason...Set a new career high for points in a playoff series with six (0-6-6) versus Anaheim in the Conference Final...Tallied a playoff career-high three assists in Game 6 at Anaheim...Set a single game career points and assists high (2-3-5) Apr. 7/07 vs CHI...**2005.06:** Made his Stanley Cup Playoff debut playing all six games, recording one assist...In his first season with Detroit, set career highs in games (71), points (45), goals (23) and assists (22)...Tallied a career high four points (2-2-4) Nov. 23 vs COL...Scored first goal with Detroit in his first game on Oct. 5 vs STL...**2004.05:** Split t me between Geneva in the Swiss League and Sodertalje SK in the Swedish Elite League...In 12 games with Geneva, scored (2-4-6) points and (7-13-20) points in 29 games with Sodertalje SK...**2003.04:** Acquired by Florida from Pittsburgh along with Pittsburgh's first and second round selections in the 2003 NHL Entry Draft, in exchange for Florida's first and third round selections in 2003...**2002.03:** Split the season between Pittsburgh and the New York Rangers, recording 24 points (10-14-24) with 40 penalty minutes...Scored his first goal/point as a Penguin Feb. 15/03 at NJ...Traded to Pittsburgh from New York Rangers along with Joel Bouchard, Rico Fata and Richard Litner on Feb. 10/03, in exchange for Alexei Kovalev, Dan LaCouture, Janne Laukkanen and Mike Wilson...**2001.02:** Tied for 21st among all NHL rookies with 16 points and tied for first with two shorthanded goals...Tallied his first two NHL goals Nov. 20/01 vs COL (Patrick Roy)...Made his Rangers debut Feb. 6/00 vs MIN...Traded to the Rangers from San Jose, along with Christian Gossel n, in exchange for Adam Graves on Jun. 24/01...**2000.01:** Made his NHL debut with San Jose, playing four games.

INTERNATIONAL

Olympics: 2006 (gold)

World Championships: 2006 (gold), 2005

NHL MILESTONES

100th NHL Game: Dec. 5/02 at PHI**200th NHL Game:** Oct. 29/05 at CHI**400th NHL Game:** Nov. 13/08 at TB**500th NHL Game:** Dec. 16/09 vs ANA**100th NHL Point:** Nov. 4/06 vs CBJ**200th NHL Point:** Jan. 20/09 at PHX**100th NHL Goal:** Jan. 7/10 vs PHX**100th NHL Assist:** Mar. 15/08 vs NSH

2009.10 GAME BY GAME

Oct. 1	@ CGY	1-0	4/-1	17:16
Oct. 3	@ COL	0-0	1/0	15:18
Oct. 5	vs CBJ	0-1	5/-3	16:45
Oct. 7	vs MTL	1-0	5/2	15:26
Oct. 11	vs DAL	0-2	6/0	20:47
Oct. 16	@ CGY	1-0	7/-1	18:10
Oct. 17	vs MIN	1-0 (W)	5/1	16:54
Oct. 19	@ EDM	0-0	5/0	20:46
Oct. 21	@ CHI	1-1 (W)	3/1	17:31
Oct. 24	vs TOR	0-0	0/0	13:46
Oct. 25	vs EDM	0-1	5/1	16:42
Oct. 27	vs DET	0-1	2/0	17:43
Oct. 29	@ LA	1-0	2/0	20:17
Oct. 30	@ ANA	0-0	1/-2	18:21
Nov. 1	vs COL	0-0	1/2	15:39
Nov. 3	vs NYR	2-0	2/-1	18:16
Nov. 5	@ MIN	0-0	2/-2	15:09
Nov. 6	@ DAL	0-0	2/-2	12:19
Nov. 10	@ STL	0-0	4/0	17:19
Nov. 12	@ DET	0-0	2/0	17:03
Nov. 14	@ COL	0-1	4/0	15:17
Nov. 20	vs COL	1-1	4/2	15:46
Nov. 22	vs CHI	0-0	3/-1	19:49
Nov. 26	vs LA	0-0	3/-1	16:50
Nov. 28	vs EDM	1-0	4/0	15:34
Nov. 29	vs SJ	0-0	1/0	17:23
Dec. 2	@ NJ	0-1	1/1	16:23
Dec. 3	@ PHI	0-0	2/0	12:51
Dec. 5	@ CAR	0-1	3/1	17:29
Dec. 8	@ NSH	0-0	0/0	14:11
Dec. 10	vs ATL	0-1	3/1	17:45
Dec. 12	vs MIN	0-0	3/0	19:57
Dec. 14	vs LA	0-1	6/2	19:31
Dec. 16	vs ANA	0-0	4/-1	18:12
Dec. 18	vs WSH	0-0	2/-1	18:13
Dec. 20	vs STL	0-1	2/0	20:06
Dec. 22	vs NSH	0-0	3/0	18:44
Dec. 26	vs EDM	0-0	3/0	18:10
Dec. 27	@ CGY	0-1	2/1	16:37
Dec. 29	@ PHX	1-0	4/1	18:35
Dec. 31	@ STL	1-0	3/0	18:05
Jan. 2	@ DAL	0-1	4/-1	18:48
Jan. 5	vs CBJ	1-0	1/0	17:38
Jan. 7	vs PHX	1-0	3/1	17:09
Jan. 9	vs CGY	1-0	3/1	17:55
Jan. 11	vs NSH	0-0	3/-1	18:37
Jan. 13	@ MIN	0-1	5/1	17:45
Jan. 16	vs PIT	1-1 (W)	4/0	15:19
Jan. 20	@ EDM	0-0	3/0	18:58
Jan. 21	vs DAL	0-0	1/0	17:23
Jan. 23	vs CHI	1-0	3/1	16:36
Jan. 25	vs BUF	1-0	5/1	19:10
Jan. 27	vs STL	0-1	1/1	17:54
Jan. 30	@ TOR	0-0	2/0	18:39
Feb. 2	@ MTL	1-0	3/-1	17:49
Feb. 4	@ OTT	0-0	1/0	16:26
Feb. 6	@ BOS	0-0	4/0	19:26
Feb. 9	@ TB	0-0	3/-1	20:06
Feb. 11	@ FLA	0-1	2/0	14:39
Feb. 12	@ CBJ	1-0 (W)	3/0	22:09
Feb. 14	@ MIN	1-0	3/1	14:03
Mar. 2	@ CBJ	0-0	2/-1	13:37
Mar. 3	@ DET	1-0	2/0	16:09
Mar. 5	@ CHI	1-0	2/0	13:17
Mar. 7	@ NSH	1-0	4/2	15:47
Mar. 9	@ COL	3-1	6/3	20:34
Mar. 10	@ PHX	1-1	5/0	17:50
Mar. 13	vs OTT	2-1	4/2	19:01
Mar. 14	vs CGY	0-1	4/1	18:06
Mar. 16	vs NYI	0-0	0/-1	14:27
Mar. 18	vs SJ			
Mar. 20	vs DET			
Mar. 23	@ EDM			
Mar. 24	vs ANA			
Mar. 27	@ SJ			
Mar. 30	vs PHX			
Apr. 1	@ LA			
Apr. 2	@ ANA			
Apr. 4	vs MIN	0-0	4/0	16:23
Apr. 6	vs COL	0-0	4/0	14:58
Apr. 8	@ SJ	0-0	0/-4	10:15
Apr. 10	vs CGY	0-0	1/0	17:00

#35

CORY SCHNEIDER

(KOHR-ee SHNIGH-duhr)

CAREER STATS

MOST SHOTS FACED **47**

NOV. 6/09 at DAL (1-2 L)

MOST SAVES IN A GAME **45**

NOV. 6/09 at DAL (1-2 L)

SHOOTOUT RECORD **0-1**
PENALTY SHOT RECORD **0/0**


REGULAR SEASON

PLAYOFFS

SEASON	CLUB	LEA	GPI	W	L	T/OT	MIN	GA	SO	GAA	PCT	GPI	W	L	MIN	GA	SO	GAA
2004.05	Boston College	NCAA	18	13	1	4	1,102	35	1	1.90	.916	—	—	—	—	—	—	—
2005.06	Boston College	NCAA	39	24	13	2	2,362	83	8	2.11	.930	—	—	—	—	—	—	—
2006.07	Boston College	NCAA	42	29	12	1	2,517	90	6	2.15	.925	—	—	—	—	—	—	—
2007.08	Manitoba	AHL	36	21	12	2	2,054	78	3	2.28	.916	6	1	4	375	12	0	1.92
2008.09	Vancouver	NHL	8	2	4	1	355	20	0	3.38	.877	—	—	—	—	—	—	—
	Manitoba	AHL	40	28	10	1	2,324	79	5	2.04	.930	22	14	7	1,315	47	0	2.15
2009.10	Vancouver	NHL	2	0	1	0	79	5	0	3.80	.915	—	—	—	—	—	—	—
	Manitoba	AHL	60	35	23	12	3,557	149	4	2.51	.919	6	2	4	366	19	0	3.12
VANCOUVER/NHL TOTALS			10	2	5	1	434	25	0	3.46	.887	—	—	—	—	—	—	—

NHL FIRSTS

STREAKS

First Game: Nov. 29/08 at CGY**First Win:** Dec. 5/08 at MIN**Longest Undefeated Streak:** 3 games Dec. 5-14/08: 2-0-1

HONOURS

Harry "Hap" Holmes Memorial Award: 2009

Aldege "Baz" Bastien Memorial Award: 2009

No man F. Dailey Memorial Award: 2006

AHCA All-American First Team: 2006

Eberly Trophy: 2006

Bernie Burke Outstanding Freshman Award: 2005

Hockey East All-Rookie Team: 2005

ACQUIRED

Vancouver's first choice, 26th overall in the 2004 NHL Entry Draft.

PERSONAL

Wears #35 as a homage to his favourite goaltender, Mike Richter...Grew up a fan of the Boston Red Sox, attending games often while going to University... Studied Finance while at Boston College.

	GOALTENDER	CATCHES LEFT	6'2"	194 LBS	MARBLEHEAD, MA	MAR. 18,1986
--	------------	--------------	------	---------	----------------	--------------

CAREER HIGHLIGHTS

2009.10: Dressed in two NHL games with Vancouver, finishing 0-1 with a .915 save percentage...Recorded a career high 45 saves Nov. 6/09 at DAL...Played in six Calder Cup Playoffs games, finishing 2-4 with a .905 save percentage...Registered a career high 35 wins with a 35-23-2 record and .919 save percentage in 60 games with the Manitoba Moose. **2008.09:** Received his first NHL call-up, Nov. 22/08 following an injury to Canucks starting goaltender Roberto Luongo...Made his NHL debut, Nov. 29/08 at CGY, registering 28 saves in a 3-1 loss...Played in eight NHL games, collecting a 2-4-1 record and 3.38 GAA...Led the Manitoba Moose to the Calder Cup Finals with a 14-7 record in 22 playoff games...Finished the playoffs with a .922 save percentage...Was awarded the Aldege "Baz" Bastien Memorial Award as the AHL goaltender of the year...Played in 40 games with the Manitoba Moose, finishing 28-10-1 and registering a team record 13-game winning streak...Named AHL Goalie of the Month for November...Was named starting goalie for Planet USA at the 2009 AHL All-Star Classic and Top Goaltender in the skills competition. **2007.08:** Made his professional hockey debut with the AHL Manitoba Moose...Played in six Calder Cup playoff games, registering a 1.92 GAA and .938 save percentage...Finished the regular season with a 21-12-2 record and .916 save percentage...Named AHL Rookie of the Month, Mar/08. **2006.07:** Helped Boston College capture its second Lamoriello Trophy (Hockey East Championship) in three years...Made a second consecutive start in the NCAA Final...Started in all of Boston College's 42 games...Registered six shutouts and a 29-12-1 winning record...Finished his career with Boston College as the all-time leader in shutouts (15) and single-season saves (131). **2005.06:** Started in 39 games for Boston College...Finished the season with a 24-13-2 record and .929 save percentage...Registered eight shutouts, a single-season team record...Was named to AHCA All-American first team...Was named a co-winner (with Chris Collins) of the team's No man F. Dailey Memorial Award as the team MVP...Became the first goalie in NCAA history to post consecutive shutouts in regional play with a 33 save and 5-0 win over Miami (Ohio) University, Mar. 24/06 and a 28 save, 5-0 win over Boston University Mar. 25/06...Did not allow a goal for 242:19 consecutive minutes, Jan/06. **2004.05:** Helped Boston College capture a record-setting sixth team Lamoriello Trophy...Made 26 saves in the final to help secure the Lamoriello Trophy for Boston College...Made 39 saves in a double-overtime semifinal win against the Maine Black Bears...Made 18 appearances in his rookie season at Boston College...Finished with a 13-1-4 record and led the nation with a .833 winning percentage...Missed four games while playing with Team USA at the 2005 World Junior Championship...Suffered a knee injury against Harvard Feb. 14/05 and missed five games...Stopped 23 of 25 shots in his college debut against UMass-Lowell and was named Hockey East Defensive Player of the Week, Oct. 19/04.

INTERNATIONAL

U18 Junior World Cup: 2003 (gold)

IIHF World U18 Championships: 2004 (silver)

World Junior Championships: 2005, 2006

SCHNEIDER vs NHL

TEAM	GPI	MINS	GA	SOG	SO	W	L	T/OT	WIN%	GAA	SV%
Anahe m	1	20	3	12	0	0	0	0	1.000	9.00	.750
Calgary	1	60	3	31	0	0	1	0	.000	3.00	.903
Colorado	1	65	4	35	0	0	0	1	.500	3.69	.886
Columbus	1	39	3	18	0	0	1	0	.000	4.62	.833
Dallas	1	59	2	47	0	0	1	0	.000	2.03	.957
Detroit	1	13	0	5	0	0	0	0	1.000	0.00	1.000
Florida	1	60	3	21	0	1	0	0	1.000	3.00	.857
Minnesota	1	60	1	17	0	1	0	0	1.000	1.00	.941
Philadelphia	1	39	1	20	0	0	1	0	.000	1.54	.950
San Jose	1	21	5	15	0	0	1	0	.000	14.29	.667
Totals	10	434	25	221	0	2	5	1	.313	3.46	.887

2009.10 GAME BY GAME

Oct. 1	@ CGY	MIN	
Oct. 3	@ COL	MIN	
Oct. 5	vs CBJ	MIN	
Oct. 7	vs MTL	MIN	
Oct. 11	vs DAL	MIN	
Oct. 16	@ CGY	MIN	
Oct. 17	vs MIN	MIN	
Oct. 19	@ EDM	MIN	
Oct. 21	@ CHI	MIN	
Oct. 24	vs TOR	MIN	
Oct. 25	vs EDM	MIN	
Oct. 27	vs DET	MIN	
Oct. 29	@ LA	DNP	
Oct. 30	@ ANA	3/12	20
Nov. 1	vs COL	DNP	
Nov. 3	vs NYR	DNP	
Nov. 5	@ MIN	DNP	
Nov. 6	@ DAL	2/47	L 59
Nov. 10	@ STL	MIN	
Nov. 12	@ DET	MIN	
Nov. 14	@ COL	MIN	
Nov. 20	vs COL	MIN	
Nov. 22	vs CHI	MIN	
Nov. 26	vs LA	MIN	
Nov. 28	vs EDM	MIN	
Nov. 29	vs SJ	MIN	
Dec. 2	@ NJ	MIN	
Dec. 3	@ PHI	MIN	
Dec. 5	@ CAR	MIN	
Dec. 8	@ NSH	MIN	
Dec. 10	vs ATL	MIN	
Dec. 12	vs MIN	MIN	
Dec. 14	vs LA	MIN	
Dec. 16	vs ANA	MIN	
Dec. 18	vs WSH	MIN	
Dec. 20	vs STL	MIN	
Dec. 22	vs NSH	MIN	
Dec. 26	vs EDM	MIN	
Dec. 27	@ CGY	MIN	
Dec. 29	@ PHX	MIN	
Dec. 31	@ STL	MIN	
Jan. 2	@ DAL	MIN	
Jan. 5	vs CBJ	MIN	
Jan. 7	vs PHX	MIN	
Jan. 9	vs CGY	MIN	
Jan. 11	vs NSH	MIN	
Jan. 13	@ MIN	MIN	
Jan. 16	vs PIT	MIN	
Jan. 20	@ EDM	MIN	
Jan. 21	vs DAL	MIN	
Jan. 23	vs CHI	MIN	
Jan. 25	vs BUF	MIN	
Jan. 27	vs STL	MIN	
Jan. 30	@ TOR	MIN	
Feb. 2	@ MTL	MIN	
Feb. 4	@ OTT	MIN	
Feb. 6	@ BOS	MIN	
Feb. 9	@ TB	MIN	
Feb. 11	@ FLA	MIN	
Feb. 12	@ CBJ	MIN	
Feb. 14	@ MIN	MIN	
Mar. 2	@ CBJ	MIN	
Mar. 3	@ DET	MIN	
Mar. 5	@ CHI	MIN	
Mar. 7	@ NSH	MIN	
Mar. 9	@ COL	MIN	
Mar. 10	@ PHX	MIN	
Mar. 13	vs OTT	MIN	
Mar. 14	vs CGY	MIN	
Mar. 16	vs NYI	MIN	
Mar. 18	vs SJ	MIN	
Mar. 20	vs DET	MIN	
Mar. 23	@ EDM	MIN	
Mar. 24	vs ANA	MIN	
Mar. 27	@ SJ	MIN	
Mar. 30	vs PHX	MIN	
Apr. 1	@ LA	MIN	
Apr. 2	@ ANA	MIN	
Apr. 4	vs MIN	MIN	
Apr. 6	vs COL	MIN	
Apr. 8	@ SJ	MIN	
Apr. 10	vs CGY	MIN	

#22

DANIEL SEDIN

(DAN-yehi suh-DEEN)

CAREER STATS

MOST GOALS IN A GAME 4

FEB. 24/04 vs DET

MOST ASSISTS IN A GAME 3

MULTIPLE TIMES – MAR. 3/10 at DET

MOST POINTS IN A GAME 5

FEB. 6/07 at EDM: 3-2-5

HAT TRICKS 4

LATEST APR. 10/10 vs CGY

GAME-WINNING GOALS 44

LATEST MAR. 24/10 vs ANA

POWER PLAY GOALS 75

LATEST APR. 6/10 vs COL

SHORTHANDED GOALS 0


OVERTIME POINTS 8-6-14

SHOOTOUT RECORD 3/16

3 GDG

PENALTY SHOT RECORD 0/3

LATEST FEB. 10/08 vs CHI, no goal (Khabibulin)



REGULAR SEASON

PLAYOFFS

D. SEDIN vs NHL

SEASON	CLUB	LEA	GP	G	A	PTS	PIM	GP	G	A	PTS	PIM
1997-98	MoDo	SWE	45	4	8	12	26	9	0	0	0	2
1998-99	MoDo	SWE	50	21	21	42	20	13	4	8	12	14
1999-00	MoDo	SWE	50	19	26	45	28	13	8	6	14	18
2000-01	Vancouver	NHL	75	20	14	34	24	4	1	2	3	0
2001-02	Vancouver	NHL	79	9	23	32	32	6	0	1	1	0
2002-03	Vancouver	NHL	79	14	17	31	34	14	1	5	6	8
2003-04	Vancouver	NHL	82	18	36	54	18	7	1	2	3	0
2004-05	MoDo	SWE	49	13	20	33	40	6	0	3	3	6
2005-06	Vancouver	NHL	82	22	49	71	34	–	–	–	–	–
2006-07	Vancouver	NHL	81	36	48	84	36	12	2	3	5	4
2007-08	Vancouver	NHL	82	29	45	74	50	–	–	–	–	–
2008-09	Vancouver	NHL	82	31	51	82	36	10	4	6	10	8
2009-10	Vancouver	NHL	63	29	56	85	28	12	5	9	14	12

VANCOUVER/NHL TOTALS 705 208 339 547 292 65 14 28 42 32

NHL FIRSTS

First Game: Oct. 5/00 at PHI

First Goal: Oct. 8/00 at TB

First Assist: Oct. 12/00 vs COL

STREAKS

Goals: 5 games Three times (latest Mar. 20-30/10: 5 goals)

Assists: 11 games Feb. 12 – Mar. 16/10: 14 assists

Points: 11 games Feb. 12 – Mar. 16/10: 3-14-17

HONOURS

Second Team NHL All-Star: 2010

Cyrus H. McLean Trophy: 2009, 2007

Swedish Elite League Co-MVP: 1999

ACQUIRED

Vancouver's first choice, second overall, in the 1999 NHL Entry Draft.

TEAM	GP	G	A	PTS	PIM
Anahe m	35	9	15	24	10
Atlanta	9	7	3	10	2
Boston	10	4	1	5	2
Buffalo	10	2	5	7	8
Carolina	8	3	3	6	2
Calgary	56	18	37	55	20
Chicago	35	10	20	30	18
Columbus	36	8	20	28	18
Colorado	52	23	18	41	24
Dallas	33	10	10	20	14
Detroit	34	9	22	31	6
Edmonton	54	26	24	50	18
Florida	9	1	4	5	8
Los Angeles	33	9	15	24	10
Minnesota	52	12	24	36	26
Montreal	14	2	9	11	2
New Jersey	9	2	4	6	4
NY Islanders	8	2	7	9	2
NY Rangers	7	4	2	6	2
Nashville	34	8	18	26	12
Ottawa	12	3	6	9	10
Philadelphia	9	1	6	7	2
Phoenix	35	9	16	25	20
Pittsburgh	9	2	5	7	8
St. Louis	35	8	19	27	14
San Jose	35	6	15	21	22
Tampa Bay	8	3	4	7	2
Toronto	15	5	7	12	4
Washington	9	2	0	2	2

Totals 705 208 339 547 292

PERSONAL

Daniel and wife, Marinette, live in Vancouver during the season with daughter, Ronja, and son, Erik... Both Daniel and Marinette have made sizable donations to local charities and Marinette, after earning a bachelor's degree in psychology at the University of British Columbia, has become actively involved with the Canucks Family Education Centre, specializing in helping recent immigrants learn English... Along with brother Henrik, Daniel owns four horses that compete in harness racing across Europe and North America.

CAREER HIGHLIGHTS

2009.10: Recorded a career-high 85 points (29-56-85) in 63 regular season games played... Finished the season second in team scoring and T-11th in the League... Scored eight game-winners, tied for second most in the League this season... Moved to sixth in all-time franchise scoring (208-339-547)... Notched 20+ goals for the fifth consecutive season and sixth time in his career... Recorded 16 points (10-6-16) in 10 consecutive games, Mar. 20-Apr. 10... Established the seventh longest scoring streak this season (3-14-17 in IIIGP)... Notched seventh career OT goal and sits second place for most career OT goals in franchise history, Jan. 20 at EDM... Recorded 11 points (2-9-11) in five consecutive games, Jan. 16-25... Had a six-game scoring streak, recording 10 points (3-7-10), Dec. 31-Jan. 11... Tied seven points (2-5-7) in three consecutive games, Dec. 22-27... Established an eight-game scoring streak (6-7-13), Dec. 2-16... Named NHL second Star of the week after recording seven points (5-2-7), including a hat trick, in three games, Dec. 7-13... Missed 18 games due to a foot injury, Oct. 11-Nov. 20... Tied a career high for most assists in a game (3), Oct. 7 vs MTL **2008.09:** Shared the team scoring lead with 82 points (31-51-82)... Finished the season with 36 career game-winning goals, ranking second highest all-time in franchise history... Named the NHL's second star of the week (ending on Mar. 29) after recording eight points (4-4-8) and two game-winners in four games played... Recorded two game-winning goals and nine points (4-5-9) in five consecutive games, Mar. 24-31... Talled six assists in six consecutive games, Mar. 1-13... Moved into 10th place in franchise history for most goals scored (172), Feb. 15... Scored his 20th goal of the season, recording 20+ goals for the fourth consecutive season, Jan. 9 vs STL... Registered seven points (5-2-7) in four games, Dec. 14-22... Went on a five-game scoring streak, tallying six points (1-5-6), Dec. 1-9... Recorded ten points (6-4-0), including two game-winning goals, in seven consecutive games, Nov. 15-27... Named the NHL's first star of the week (ending on Oct. 12) after recording five points (2-3-5) in two games played. **2007.08:** Finished second in team scoring with 74 points (29-45-74)... Had 380 career points as a Canuck at the season's end placing him 11th in all-time franchise scoring... Scored his fourth consecutive goal in as many games, Jan. 3 vs NYR... Collected two goals including the game-winner and was named first star, Dec. 20 vs DAL... Named first star scoring twice, including the game-winner, and adding an assist, Nov. 3 at COL... Named first star, collecting two goals, including the game-winner, Oct. 13 vs EDM. **2006.07:** Led the team in regular season scoring with 84 points (36-48-84)... Scored over 30 goals for the first time in his career and 20 or more goals for the third time in his career... Moved past Geoff Courtnall (246) to fifth in all-time scoring among left wingers in club history with 306 career points... Scored the OT game-winner, tying an NHL record with his fourth of the season, had one assist, seven shots and was named third star, Mar. 15 vs STL... Set a new NHL record for most OT power play goals with his third of the season, Mar. 15 vs STL... Set new career high, recording a hat trick, finishing the game with five points (3-2-5) and was named first star, Feb. 6 at EDM... Scored his 20th goal and 30th assist, Feb. 3 at CGY... Recorded four points (1-3-4) including the game-winning goal and named third star, Jan. 13 at TOR. **2005.06:** Set career highs in goals (22), assists (49), points (71) and time on ice with 16:39 per game in 82 GP... Set a new career high in goals scored after notching his 21st of the season and one assist, Mar. 29 vs MIN... Named the Molson Cup Three Stars winner for the month of February... Named first star, notching two assists and extending his point streak to five games (4-3-7), Dec. 15 at PHI. **2003.04:** Played a complete 82 game season, finishing with a career high 54 points (18-36-54)... Scored his first career hat trick on a four-goal night, named first star and finished with a +4, Feb. 24 vs DET... Scored one goal and two assists, equaling a single game points record and was named second star, Jan. 29 at STL. **2002.03:** Scored his 12th goal, extending a point streak to four games (2-2-4), and was named third star, Mar. 23 vs WSH... Recorded his second consecutive game-winner and was named the game's first star, Nov. 29 at TB... Scored his first goal of the season, giving him four points in three games, Oct. 16 vs BOS. **2001.02:** Scored the game-winning goal, Mar. 16 at ATL... Notched his third and fourth goals of the season, and was named the game's second star, Nov. 30 vs COL. **2000.01:** His 20 goals ranked tied for second among NHL rookies... Finished among the leaders in NHL rookie scoring with 34 points (20-14-34)... Was the first NHL rookie in 2000.01 to reach 20 goals... Became the 12th Canucks rookie to reach the 20 goal plateau, Mar. 21 at CBJ... Notched three points (1-2-3) and was named the game's third star, Oct. 24 at NSH... Had a five game point scoring streak (2-3-5), Oct. 8-18.

INTERNATIONAL

Olympics: 2010, 2006 (gold)
World Championships: 2005, 2001 (bronze), 2000, 1999 (bronze)
World Cup: 2004
World Junior Championships: 2000, 1999, 1998

NHL MILESTONES

100th NHL Game: Nov. 23/01 at BOS	100th NHL Point: Oct. 18/03 at MIN
500th NHL Game: Nov. 23/07 at STL	400th NHL Point: Nov. 24/08 vs DET
700th NHL Game: Mar. 30/10 vs PHX	500th NHL Point: Jan. 16/10 vs PIT

100th NHL Goal: Jan. 13/07 at TOR
200th NHL Goal: Mar. 23/10 at EDM

2009.10 GAME BY GAME

Oct. 1	@ CGY	0-1	3/0	18:25
Oct. 3	@ COL	0-0	9/-1	16:54
Oct. 5	vs CBJ	0-0	2/0	20:38
Oct. 7	vs MTL	0-3	5/1	17:41
Oct. 11	vs DAL	INJ		
Oct. 16	@ CGY	INJ		
Oct. 17	vs MIN	INJ		
Oct. 19	@ EDM	INJ		
Oct. 21	@ CHI	INJ		
Oct. 24	vs TOR	INJ		
Oct. 25	vs EDM	INJ		
Oct. 27	vs DET	INJ		
Oct. 29	@ LA	INJ		
Oct. 30	@ ANA	INJ		
Nov. 1	vs COL	INJ		
Nov. 3	vs NYR	INJ		
Nov. 5	@ MIN	INJ		
Nov. 6	@ DAL	INJ		
Nov. 10	@ STL	INJ		
Nov. 12	@ DET	INJ		
Nov. 14	@ COL	INJ		
Nov. 20	vs COL	INJ		
Nov. 22	vs CHI	0-0	3/0	18:18
Nov. 26	vs LA	0-1	2/2	17:41
Nov. 28	vs EDM	1-1 (W)	4/2	17:08
Nov. 29	vs SJ	0-0	2/-1	18:42
Dec. 2	@ NJ	1-1 (W)	2/2	15:47
Dec. 3	@ PHI	0-1	2/2	18:20
Dec. 5	@ CAR	0-1	2/0	16:30
Dec. 8	@ NSH	1-1	6/0	17:59
Dec. 10	vs ATL	3-0 (W)	10/2	17:55
Dec. 12	vs MIN	1-1	6/0	19:45
Dec. 14	vs LA	0-1	3/0	21:15
Dec. 16	vs ANA	0-1	5/1	22:13
Dec. 18	vs WSH	0-0	1/-1	20:36
Dec. 20	vs STL	0-0	6/-1	22:04
Dec. 22	vs NSH	1-2 (W)	3/2	17:41
Dec. 26	vs EDM	1-2	1/1	18:12
Dec. 27	@ CGY	0-1	2/-1	15:14
Dec. 29	@ PHX	0-0	-1/1	20:58
Dec. 31	@ STL	1-1	2/1	22:12
Jan. 2	@ DAL	1-0 (W)	4/0	18:47
Jan. 5	vs CBJ	0-3	6/2	14:36
Jan. 7	vs PHX	0-2	1/3	16:50
Jan. 9	vs CGY	1-0	4/0	21:26
Jan. 11	vs NSH	0-1	1/1	19:01
Jan. 13	@ MIN	0-0	2/-2	18:48
Jan. 16	vs PIT	0-2	0/2	17:45
Jan. 20	@ EDM	1-2 (W)	4/0	17:47
Jan. 21	vs DAL	0-1	3/0	20:14
Jan. 23	vs CHI	1-2	3/3	16:42
Jan. 25	vs BUF	0-2	0/2	19:37
Jan. 27	vs STL	0-0	7/0	17:47
Jan. 30	@ TOR	2-1 (W)	8/3	21:20
Feb. 2	@ MTL	0-1	6/-1	20:53
Feb. 4	@ OTT	0-0	3/-1	19:34
Feb. 6	@ BOS	0-0	0/0	18:56
Feb. 9	@ TB	0-0	4/0	23:29
Feb. 11	@ FLA	0-0	6/1	17:49
Feb. 12	@ CBJ	0-1	4/1	20:25
Feb. 14	@ MIN	0-1	1/0	16:06
Mar. 2	@ CBJ	0-1	2/0	16:34
Mar. 3	@ DET	0-3	5/2	16:06
Mar. 5	@ CHI	0-1	1/0	14:34
Mar. 7	@ NSH	0-1	2/1	18:48
Mar. 9	@ COL	1-2	6/3	21:11
Mar. 10	@ PHX	0-1	1/0	20:47
Mar. 13	vs OTT	1-1	8/2	17:46
Mar. 14	vs CGY	1-1	3/0	18:38
Mar. 16	vs NYI	0-1	3/-3	17:08
Mar. 18	vs SJ	0-0	4/-1	19:15
Mar. 20	vs DET	1-0	3/2	22:22
Mar. 23	@ EDM	1-0	2/0	20:12
Mar. 24	vs ANA	1-2 (W)	2/2	18:33
Mar. 27	@ SJ	1-0	6/-2	21:26
Mar. 30	vs PHX	1-0	9/3	21:14
Apr. 1	@ LA	DND		
Apr. 2	@ ANA	0-1	3/0	21:56
Apr. 4	vs MIN	0-1	2/1	22:24
Apr. 6	vs COL	2-0	6/-2	21:38
Apr. 8	@ SJ	0-1	4/-1	20:35
Apr. 10	vs CGY	3-1	4/3	22:56

#33

HENRIK
SEDIN

(HEHN-rihk suh-DEEN)

CAREER STATS

MOST GOALS IN A GAME 3

NOV. 14/09 at COL

MOST ASSISTS IN A GAME 4

TWICE – LATEST APR. 10/10 vs CGY

MOST POINTS IN A GAME 4

FIVE TIMES – LATEST APR. 10/10 vs CGY; 0-4-4

HAT TRICKS 1

NOV. 14/09 at COL

GAME-WINNING GOALS 22

LATEST JAN. 23/10 vs CHI

POWER PLAY GOALS 29

LATEST MAR. 14/10 vs CGY

SHORTHANDED GOALS 5

LATEST MAR. 30/10 vs PHX

OVERTIME POINTS 4-9-13**SHOOTOUT RECORD** 0/2

0 GDG

PENALTY SHOT RECORD 0/1

NOV. 22/07 vs ANA, no goal (Hiller)



REGULAR SEASON

PLAYOFFS

H. SEDIN vs NHL

SEASON	CLUB	LEA	GP	G	A	PTS	PIM	GP	G	A	PTS	PIM
1997-98	MoDo	SWE	39	1	4	5	8	7	0	0	0	0
1998-99	MoDo	SWE	49	12	22	34	32	13	2	8	10	6
1999-00	MoDo	SWE	50	9	38	47	22	13	5	9	14	2
2000-01	Vancouver	NHL	82	9	20	29	38	4	0	4	4	0
2001-02	Vancouver	NHL	82	16	20	36	36	6	3	0	3	0
2002-03	Vancouver	NHL	78	8	31	39	38	14	3	2	5	8
2003-04	Vancouver	NHL	76	11	31	42	32	7	2	2	4	2
2004-05	MoDo	SWE	44	14	22	36	50	6	1	3	4	6
2005-06	Vancouver	NHL	82	18	57	75	56	–	–	–	–	–
2006-07	Vancouver	NHL	82	10	71	81	66	12	2	2	4	14
2007-08	Vancouver	NHL	82	15	61	76	56	–	–	–	–	–
2008-09	Vancouver	NHL	82	22	60	82	48	10	4	6	10	2
2009-10*	Vancouver	NHL	82	29	83	112	48	12	3	11	14	6
VANCOUVER/NHL TOTALS			728	138	434	572	418	65	17	27	44	32

*NHL MVP & leading scorer

NHL FIRSTS

First Goal: Oct. 5/00 at PHI**First Goal:** Oct. 16/00 vs TOR**First Assist:** Oct. 6/00 at FLA

STREAKS

Goals: 4 games Mar. 26 – Apr. 2/02: 4 goals**Assists:** 7 games Twice (latest Dec. 29/09-Jan. 11/10: 12 assists)**Points:** 10 games Dec. 22/09 – Jan. 11/10: 5-15-20

HONOURS

First Team All-Star: 2010

Hart Memorial Trophy: 2010

Art Ross Trophy: 2010

Cyclone Taylor Trophy: 2010

Molson Cup: 2010

Sporting News Player of the Year: 2010

Cyrus H. McLean Trophy: 2009, 2008

Swedish Elite League Co-MVP: 1999

TEAM	GP	G	A	PTS	PIM
Anahe m	36	6	17	23	18
Atlanta	9	4	4	8	4
Boston	10	0	4	4	8
Buffalo	10	2	3	5	2
Carolina	8	0	6	6	4
Calgary	56	11	37	48	38
Chicago	34	10	18	28	20
Columbus	35	6	22	28	12
Colorado	57	14	30	44	28
Dallas	34	5	19	24	26
Detroit	36	7	22	29	22
Edmonton	57	11	39	50	28
Florida	9	2	7	9	10
Los Angeles	36	6	20	26	22
Minnesota	56	7	36	43	30
Montreal	15	5	9	14	4
New Jersey	9	1	7	8	4
NY Islanders	9	2	7	9	4
NY Rangers	8	1	5	6	2
Nashville	34	6	23	29	42
Ottawa	11	3	6	9	4
Philadelphia	9	1	9	10	4
Phoenix	36	7	23	30	22
Pittsburgh	9	3	6	9	8
St. Louis	36	6	22	28	14
San Jose	36	8	16	24	18
Tampa Bay	8	1	4	5	8
Toronto	16	3	8	11	6
Washington	9	0	5	5	6
Totals	728	138	434	572	418

CENTRE	SHOOTS LEFT	6'2"	183 LBS	ÖRNSKÖLDSVIK, SWEDEN	SEP. 26, 1980
--------	-------------	------	---------	----------------------	---------------

ACQUIRED

Vancouver's second choice, third overall, in the 1999 NHL Entry Draft.

PERSONAL

Henrik and wife Johanna have two sons: Valter and Harry...In March 2010, Henrik and Johanna, along with brother Daniel and his wife Marinette, donated \$1.5 million towards the pediatric intensive care unit and diagnostic maging area at BC Children's hospital...Has three siblings, all brothers.

CAREER HIGHLIGHTS

2009.10: Led the NHL in scoring, recording a career high 112 points (29-83-112) to win the Art Ross Trophy...Awarded the Hart Memorial Trophy as League MVP, voted by members of the Professional Hockey Writer's Association...Led the NHL with 83 assists and set new franchise record...Set new franchise single season points record mproving on Pavel Bure's 110 point season (1992.93)...Moved into first place in club history for most career assists (434)...Was the second longest active ironman, having played in 416 consecutive games...Recorded two four-point games and 12 three-point games this season...Won the Molson Cup in March, December and October...Recorded 11 points (1-10-11) in six consecutive games, Mar. 20-Apr. 1...Established a six-game scoring streak (3-8-11), Mar. 7-16...Set new record with franchise-leading 416th career assist, Mar. 14 vs CGY...Surpassed Thomas Gradin to become highest scoring centre and fourth leading scorer in club history with an assist, his 551st career point. Mar. 13 vs OTT...Established a career high in points (83) after registering three assists, Mar. 3 at DET...Named NHL's second star of January...Recorded 12 points (4-8-12) in five consecutive games, Jan. 16-25...Established a personal best scoring streak this season (5-15-20 in 10 GP), Dec. 22-Jan. 11...Set new single season career goal high with his 23rd goal, Jan. 23 vs CHI...Recorded 16 points (1-15-16) in nine consecutive games, Dec. 2-18...Had a four-game scoring streak (3-1-4), Nov. 3-10...Recorded five points (3-2-5) n three consecutive games...Established a five-game scoring streak (3-7-10), Oct. 5-17...Tied a personal best, recording four points (2-2-4) in a single game for the fourth tme in his career, Oct. 7, **2008.09:** Recorded 60 assists, placing eighth in the League...Shared the scoring lead on the Canucks with 82 points (22-60-82) and ranked tied for 14th in the League for most points...Is the third longest active ironman, having played in 335 consecutive games...Set the franchise record for most points in a single month with 19 (7-12-19) in March, surpassing the record of 16 held by four players...Recorded five points (2-3-5) in three consecutive games, Mar. 31-Apr. 4...Notched nine points (3-6-9) in four consecutive games, Mar. 24-29...Registered seven points (1-6-7) in six consecutive games played, Jan. 18-Feb. 7...Played in his 300th consecutive game and moved into ninth place in franchise history for games played (611), Jan. 18 vs CBJ...Recorded seven points (3-4-7) in four straight games, Dec. 28-Jan. 2...Notched four assists in four consecutive games, Dec. 14-22...In three straight games, tallied four points (1-3-4), Dec. 1-5...Registered seven assists in four straight games, Nov. 17-22...Recorded five points (1-4-5) in three consecutive games, Oct. 9-13, **2007.08:** Led the team n scoring with 76 points...Ranked fourth in NHL assists (61), and tied for 11th in power play assists (25)...Named second star after recording one assist and the game-winning goal in OT, Feb. 19 at MIN...Notched the game-winning goal and one assist, Feb. 16 vs EDM...Tallied his fourth consecutive goal in as many games, Jan. 3 vs NYR...Collected two goals including the game-winner and was named first star, Dec. 20 vs DAL...Named first star after scoring twice, including the game-winner, and adding an assist, Nov. 3 at COL...Named the first star, collecting two goals, including the game-winner, Oct. 13 vs EDM. **2006.07:** Set career highs in points (81), assists (71 - franchise record) and PIMs (66)...Ranked fourth n the League in assists (71) and tied for fifth for power play assists (34)...Netted one power play goal and one assist in Game 7 of Western Conference Quarter-Final Apr. 23 vs DAL...Scored the quadruple OT game-winning goal and had an assist, Apr. 11 vs DAL...Earned his 71st assist of the season on the OT game-winner, Apr. 7 at SJ...Registered three assists, his 63rd of the season, to surpass Andre Boudrias' (62) franchise record for most assists in a single season Mar. 25 vs COL...Recorded his 58th assist setting a new career high, Mar. 17 vs DET...Set career high with four assists Feb. 6 at EDM. **2005.06:** Set career highs in goals (18), assists (57), points (75), and tme on ice with an average of 16:54 per game...Led the team in assists and plus/minus with a +11 and was second in team scoring...Named NHL Offensive Player of the Week for his seven point effort (2-5-7) in three games played for the week ending Feb. 5...Accumulated four points, setting a career high for most points in a game, and was named second star, Jan. 31 at PHX...Had a seven game point streak (3-5-8), Oct. 16-29. **2003.04:** Played 76 games, finishing with a career high 42 points (11-31-42) and 32 penalty minutes...Recorded his 30th assist and 39th point (tying career high for points) of the season, Feb. 28 vs STL. **2002.03:** Finished the season with new career highs in assists and points (83-31-39), playing in 78 games with 38 penalty minutes and a plus/minus of +9. **2001.02:** Scored the OT winning goal in Game 1 of the Canucks vs DET first round playoff series...Set new career highs for goals (16) and points (36)...Had a four game goal streak, Mar. 26-Apr. 2...Scored his fourth goal in four games, his 15th of the season, Apr. 3 at LA. **2000.01:** Finished tied for 12th among all rookies with 29 points (9-20-29)...Ranked fourth among NHL rookies with 450 face-offs won...Scored his first NHL goal, added an assist and was named the game's first star, Oct. 16 vs TOR.

INTERNATIONAL

Olympics: 2010, 2006 (gold) World Championships: 2005, 2001 (bronze), 2000, 1999 (bronze)
World Cup: 2004 World Junior Championships: 2000, 1999

NHL MILESTONES

100th NHL Game: Nov. 9/01 at CHI
500th NHL Game: Nov. 16/07 vs MIN
300th NHL Assist: Nov. 4/08 vs NSH
400th NHL Assist: Jan. 20/10 at EDM
100th NHL Goal: Mar. 13/09 vs LA
100th NHL Point: Mar. 25/03 vs DAL
400th NHL Point: Nov. 27/08 vs CGY
500th NHL Point: Dec. 12/09 vs MIN

2009.10 GAME BY GAME

Oct. 1	@ CGY	0-1	3/0	19:59
Oct. 3	@ COL	0-0	1/0	18:39
Oct. 5	vs CBJ	1-0	3/0	21:03
Oct. 7	vs MTL	2-2	2/2	18:12
Oct. 11	vs DAL	0-2	2/1	23:04
Oct. 16	@ CGY	0-2	2/0	19:58
Oct. 17	vs MIN	0-1	2/1	20:59
Oct. 19	@ EDM	0-0	4/0	20:54
Oct. 21	@ CHI	0-0	3/1	18:10
Oct. 24	vs TOR	0-0	0/0	16:13
Oct. 25	vs EDM	1-0	2/1	18:34
Oct. 27	vs DET	2-1	4/-1	21:12
Oct. 29	@ LA	0-1	1/0	21:46
Oct. 30	@ ANA	0-0	5/-2	18:18
Nov. 1	vs COL	0-0	1/0	18:53
Nov. 3	vs NYR	1-0	2/0	18:35
Nov. 5	@ MIN	1-0 (W)	1/1	17:39
Nov. 6	@ DAL	0-1	2/1	20:34
Nov. 10	@ STL	1-0	1/-2	14:17
Nov. 12	@ DET	0-0	3/-2	20:16
Nov. 14	@ COL	3-0	4/-2	18:33
Nov. 20	vs COL	1-0 (W)	2/1	19:27
Nov. 22	vs CHI	0-0	3/0	18:46
Nov. 26	vs LA	1-1 (W)	1/2	16:00
Nov. 28	vs EDM	0-2	2/2	17:44
Nov. 29	vs SJ	0-0	1/1	18:20
Dec. 2	@ NJ	0-2	2/2	15:00
Dec. 3	@ PHI	0-2	0/2	19:42
Dec. 5	@ CAR	0-2	2/-1	17:26
Dec. 8	@ NSH	0-2	1/0	17:40
Dec. 10	@ ATL	0-2	1/2	19:20
Dec. 12	vs MIN	0-3	0/-1	22:31
Dec. 14	vs LA	0-1	1/0	21:39
Dec. 16	vs ANA	1-0	3/1	23:06
Dec. 18	vs WSH	0-1	1/0	21:44
Dec. 20	vs STL	0-0	2/-1	16:50
Dec. 22	vs NSH	1-2	3/2	21:21
Dec. 26	vs EDM	1-1	6/0	20:22
Dec. 27	@ CGY	1-0	2/1	15:43
Dec. 29	@ PHX	0-1	3/0	21:59
Dec. 31	@ STL	1-1	2/1	23:53
Jan. 2	@ DAL	0-2	1/1	18:40
Jan. 5	vs CBJ	1-2 (W)	3/2	16:41
Jan. 7	vs PHX	0-3	2/3	17:12
Jan. 9	vs CGY	1-0	1/0	23:42
Jan. 11	vs NSH	0-2	1/1	19:04
Jan. 13	@ MIN	0-0	0/-2	19:01
Jan. 16	vs PIT	1-2	4/3	18:15
Jan. 20	@ EDM	0-3	0/0	18:05
Jan. 21	vs DAL	0-1	1/1	20:22
Jan. 23	CHI	2-1 (W)	6/-3	17:44
Jan. 25	vs BUF	1-1	3/2	20:08
Jan. 27	vs STL	0-0	0/0	20:32
Jan. 30	@ TOR	1-1	4/2	23:10
Feb. 2	@ MTL	0-0	4/-1	21:06
Feb. 4	@ OTT	0-0	2/-1	19:59
Feb. 6	@ BOS	0-0	1/0	18:44
Feb. 9	@ TB	0-0	1/0	22:48
Feb. 11	@ FLA	0-1	1/1	19:18
Feb. 12	@ CBJ	0-1	1/1	22:01
Feb. 14	@ MIN	0-0	1/0	18:24
Mar. 2	@ CBJ	0-0	3/0	18:03
Mar. 3	@ DET	0-3	5/-2	16:50
Mar. 5	@ CHI	0-0	2/-1	16:28
Mar. 7	@ NSH	1/1	1/2	18:42
Mar. 9	@ COL	0-3	2/2	20:27
Mar. 10	@ PHX	1-1	3/0	21:07
Mar. 13	vs OTT	0-1	4/2	19:10
Mar. 14	vs CGY	1-1	1/1	19:01
Mar. 16	vs NYI	0-1	2/-3	18:10
Mar. 18	vs SJ	0-0	1/0	19:58
Mar. 20	vs DET	0-1	2/1	21:56
Mar. 23	@ EDM	0-1	0/0	21:25
Mar. 24	vs ANA	0-3	2/2	19:17
Mar. 27	@ SJ	0-2	0/-2	21:08
Mar. 30	vs PHX	1-2	3/3	21:33
Apr. 1	@ LA	0-1	1/-1	17:31
Apr. 2	@ ANA	0-0	3/0	20:56
Apr. 4	vs MIN	0-1	1/1	22:32
Apr. 6	vs COL	0-1	3/-2	22:44
Apr. 8	@ SJ	0-1	3/-2	22:46
Apr. 10	vs CGY	0-4	1/3	25:24

#13

RAFFI
TORRES

(RA-fee TOHR-ehz)

CAREER STATS

MOST GOALS IN A GAME 2

MULTIPLE TIMES – LATEST JAN. 18/10 vs STL

MOST ASSISTS IN A GAME 3

THREE TIMES – LATEST MAR. 31/10 vs FLA

MOST POINTS IN A GAME 3

THREE TIMES – LATEST MAR. 31/10 vs FLA: 0-3-3

HAT TRICKS 0

GAME-WINNING GOALS 17

LATEST JAN. 10/10 vs DAL

POWER PLAY GOALS 22

LATEST FEB. 6/10 vs BUF


SHORTHANDED GOALS 0

OVERTIME POINTS 1-1-2

SHOOTOUT RECORD 3/10

2 GDG

PENALTY SHOT RECORD 0/0



REGULAR SEASON

PLAYOFFS

TORRES vs NHL

SEASON	CLUB	LEA	GP	G	A	PTS	PIM	GP	G	A	PTS	PIM
1998-99	Brampton	OHL	62	35	27	62	32	–	–	–	–	–
1999-00	Brampton	OHL	68	43	48	91	40	6	5	2	7	23
2000-01	Brampton	OHL	55	33	37	70	76	8	7	4	11	19
2001-02	NY Islanders	NHL	14	0	1	1	6	–	–	–	–	–
	Bridgeport	AHL	59	20	10	30	45	20	8	9	17	26
2002-03	NY Islanders	NHL	17	0	5	5	10	–	–	–	–	–
	Bridgeport	AHL	49	17	15	32	54	–	–	–	–	–
	Hamilton	AHL	11	1	7	8	14	23	6	1	7	29
2003-04	Edmonton	NHL	80	20	14	34	65	–	–	–	–	–
2004-05	Edmonton	AHL	67	21	25	46	165	–	–	–	–	–
2005-06	Edmonton	NHL	82	27	14	41	50	22	4	7	11	16
2006-07	Edmonton	NHL	82	15	19	34	88	–	–	–	–	–
2007-08	Edmonton	NHL	32	5	6	11	36	–	–	–	–	–
2008-09	Columbus	NHL	51	12	8	20	23	4	0	2	2	2
2009-10	Columbus	NHL	60	19	12	31	32	–	–	–	–	–
	Buffalo	NHL	14	0	5	5	2	4	0	2	2	12
NHL TOTALS			432	98	84	182	312	30	4	11	15	30

TEAM	GP	G	A	PTS	PIM
Anahe m	19	4	4	8	6
Atlanta	8	4	2	6	6
Boston	6	2	1	3	2
Buffalo	5	2	1	3	2
Carolina	6	0	1	1	4
Calgary	34	3	4	7	25
Chicago	23	7	3	10	15
Columbus	13	3	3	6	4
Colorado	30	6	6	12	24
Dallas	20	7	5	12	8
Detroit	23	6	3	9	22
Edmonton	7	2	3	5	9
Florida	7	4	4	8	2
Los Angeles	19	5	3	8	15
Minnesota	32	3	8	11	24
Montreal	11	2	1	3	11
New Jersey	5	1	0	1	0
NY Islanders	4	0	2	2	5
NY Rangers	5	2	2	4	2
Nashville	22	4	6	10	15
Ottawa	7	1	1	2	2
Philadelphia	10	1	2	3	2
Phoenix	20	4	2	6	14
Pittsburgh	8	0	2	2	4
St. Louis	23	4	6	10	14
San Jose	17	4	2	6	15
Tampa Bay	4	0	1	1	0
Toronto	6	0	1	1	2
Vancouver	32	14	5	19	49
Washington	6	3	0	3	9

Totals 432 98 84 182 312

NHL FIRSTS

First Game: Nov. 24/01 vs ANA**First Goal:** Oct. 9/03 vs SJ**First Assist:** Jan. 3/02 vs PIT

STREAKS

Goals: 2 games**Assists:** 4 games**Points:** 6 games

Feb. 12-14/10: 2 goals

Nov. 23 – Dec. 1/05: 4 assists

Twice (Latest Feb. 6 – Mar. 5/10: 3-3-6)

HONOURS

NHL YoungStars Game: 2004

ACQUIRED

Signed as a free agent by Vancouver on August 25, 2010.

PERSONAL

First began playing hockey at the age of eight after watching his brother play the game...Names Wendel Clark as his favourite NHL player to watch growing up...Won a bronze medal as a member of Team Canada at the 2001 WJC alongside fellow Canuck Dan Hamhuis.

CAREER HIGHLIGHTS

2009.10: Acquired from Columbus in exchange for Nathan Paetsch and a second-round draft pick in the 2010 NHL Entry Draft, Mar. 3...Collected two points (0-2-2) in four postseason games with Buffalo...Skated 17:25 and assisted on Tim Connolly's GW-OT goal in Sabres debut, Mar. 5 vs PHL...Posted three-point game (0-3-3), Mar. 31 vs FLA...Had a six game point streak, Feb. 6-Mar. 5 (3-3-6)...Was first star tallying two goals and finishing +2, Jan. 18 vs STL...Named first star after collecting two goals, including the game winner, and finishing +2, Nov. 5 at ATL...Was first star after registering two goals, Nov. 1 at WSH. **2008.09:** Collected two points (0-2-2) in four playoff games...Registered 20 points (12-8-20) and 23 penalty minutes in 51 games with Columbus...Led the team and ranked tied for 20th in the NHL in game-winning goals...Scored the game-winner Mar. 31 vs NSH...Had a two-goal game, including the game-winner, Mar. 21 at FLA...Had the game-winning goal, Mar. 13 at CHI...Lit the lamp with the game-winning goal, Mar. 10 vs BOS...Scored the game-winner, Feb. 26 at EDM...Missed 19 games Dec. 4-Jan. 13 due to injury...Scored his first goal as a Blue Jacket, the game-winner, Nov. 29 vs WSH...Collected two assists Nov. 5 vs EDM...Made his Blue Jackets debut, Nov. 1 vs CHI...Injured during a preseason game Sept. 29 vs CHI and missed the first 10 games of season. **2007.08:** Registered 11 points (5-6-11) and 36 penalty minutes in 32 games with Edmonton...Missed 49 games due to a knee injury suffered Dec. 15 at Detroit...Had 2-2-4 during a four-game point streak Nov. 28-Dec. 3...Tied a single-game career high with 0-3-3, Oct. 25 vs MIN...Tied a single-game career high with two goals, Oct. 18 at PHX. **2006.07:** Registered 34 points (15-19-34) and 88 penalty minutes in 82 games with Edmonton...Set a career high in assists...Was third on the club in hits (114). **2005.06:** Talled 11 points (4-7-11) and 16 penalty minutes in 22 playoff games, helping the Oilers reach the Stanley Cup Final...Was fifth in the NHL in playoff hits (47)...Collected 41 points (27-14-41), 50 penalty minutes and was +4 in 82 games with Edmonton...Was second on the Oilers in goals, third in hits (110) and sixth in points...Set career highs in goals and points...Tied a single-game career high with 0-3-3 Nov. 4 at STL...Had 5-4-9 during a career high six-game scoring streak, Oct. 25-Nov. 4. **2004.05:** Notched 46 points (21-25-46), 165 penalty minutes and was +4 in 67 games with Edmonton (AHL)...Led the team in points (tied), was second in goals, assists and power play goals (8)...Became the first Road Runner to register a hat trick when he scored a team record four goals, Nov. 24 vs Milwaukee...Three of the four goals came in the third period, establishing a franchise record for most goals in a period. **2003.04:** Registered 34 points (20-14-34), 65 penalty minutes and was +12 in 80 games with Edmonton...Set a career high in plus/minus rating...Ranked second on the club in goals...Represented Oilers and scored a goal at NHL YoungStars Game during All-Star Weekend Feb. 7 at Xcel Energy Center in Minnesota...Scored the first goal of his NHL career and added an assist, Oct. 9 vs SJ (Evgeni Nabokov). **2002.03:** Recorded five points (0-5-5) and 10 penalty minutes in 17 games with NY Islanders...Combined to score 18-22-40 and 68 penalty minutes in 60 games with Bridgeport and Hamilton (AHL)...Netted his first career AHL hat trick, Jan. 30 vs Worcester...Added 6-1-7 and 29 penalty minutes in 23 playoff games, helping Hamilton reach the Calder Cup Final. **2001.02:** Recorded one point (0-1-1), six penalty minutes and was +2 in 14 games with NY Islanders...Tallied first career NHL point with an assist (Mark Parrish goal), Jan. 3 vs PIT...Registered 20-10-30 and 45 penalty minutes in 59 games with Bridgeport (AHL)...Was sixth on the club in goals...Added 8-9-17 and 26 penalty minutes in 20 playoff games...Was fourth on the club in playoff points, helping the Sound Tigers advance to the Calder Cup Final...Scored the game-winning goal in Game 7 of the AHL Eastern Conference Finals vs Hamilton. **2000.01:** Was named to the OHL Second All-Star Team...Notched 3-2-5 in seven games for Team Canada at the World Championships...Tallied the bronze medal winning goal in Canada's 2-1 overtime win against Sweden. **1999.00:** Named to the OHL Second All-Star Team...Played in the CHL Top Prospects Game.

INTERNATIONAL

World Junior Championship: 2001 (bronze)

NHL MILESTONES

100th NHL Game: Mar. 12/04 vs VAN**100th NHL Point:** Dec. 19/06 vs COL**200th NHL Game:** Oct. 21/06 vs DET**300th NHL Game:** Nov. 28/07 at COL**400th NHL Game:** Jan. 8/10 at CGY

2009.10 GAME BY GAME

Oct. 3	vs MIN	0-0	1/1	13:39
Oct. 5	@ VAN	1-0	3/0	14:28
Oct. 8	@ SJ	1-0	3/-2	14:16
Oct. 10	@ PHX	0-0	1/0	12:35
Oct. 13	vs CGY	0-0	0/0	11:56
Oct. 17	vs LA	1-0 (W)	1/0	12:46
Oct. 20	@ CGY	0-0	1/-1	13:11
Oct. 22	@ EDM	1-0	2/0	12:37
Oct. 24	@ ANA	0-0	3/0	16:50
Oct. 25	@ LA	0-0	0/0	18:06
Oct. 28	vs PHX	0-1	1/-1	14:50
Oct. 30	vs PIT	0-0	2/0	12:33
Nov. 1	@ WSH	2-0	3/1	11:49
Nov. 4	vs SJ	0-0	0/0	15:21
Nov. 5	@ ATL	2-0 (W)	4/2	13:32
Nov. 7	vs CAR	0-0	1/0	16:52
Nov. 13	vs ANA	INJ		
Nov. 11	vs DET	0-0	2/-1	3:08
Nov. 16	vs EDM	INJ		
Nov. 19	@ DAL	1-0	1/-1	12:49
Nov. 21	@ NSH	0-0	1/-1	10:06
Nov. 23	@ NYR	0-2	1/2	11:18
Nov. 24	@ MTL	0-1	4/-1	11:49
Nov. 26	@ OTT	0-0	1/1	16:22
Nov. 28	vs CGY	0-0	1/0	14:30
Nov. 30	vs STL	0-1	2/1	13:31
Dec. 1	@ CHI	0-0	1/-1	10:45
Dec. 3	vs TOR	PER		
Dec. 5	vs COL	0-0	0/0	13:53
Dec. 9	vs FLA	0-1	1/1	9:30
Dec. 10	@ NSH	1-0	1/-1	12:32
Dec. 14	vs ANA	0-0	4/-1	15:16
Dec. 12	vs NSH	0-0	0/0	16:26
Dec. 15	@ MIN	0-0	1/-1	15:40
Dec. 17	vs PHX	0-0	0/-1	15:46
Dec. 19	@ COL	0-0	1/0	11:50
Dec. 21	@ PHX	0-1	1/1	11:00
Dec. 23	@ DAL	0-0	0/0	12:43
Dec. 26	@ DET	0-0	1/0	11:53
Dec. 28	vs DET	0-0	1/0	13:34
Dec. 29	@ NYI	0-0	4/0	11:22
Dec. 31	vs NSH	1-0	2/1	11:45
Jan. 2	vs COL	0-0	0/0	13:46
Jan. 5	@ VAN	INJ		
Jan. 7	@ EDM	0-1	3/0	14:05
Jan. 8	@ CGY	1-1	2/3	14:34
Jan. 10	vs DAL	1-0 (W)	8/1	14:31
Jan. 12	@ STL	0-0	0/-1	16:35
Jan. 14	@ CHI	0-0	4/-1	17:37
Jan. 16	vs CHI	1-0	2/-1	15:44
Jan. 18	vs STL	2-0	5/2	12:37
Jan. 19	@ PHI	0-0	2/-2	11:36
Jan. 21	@ BOS	0-1	1/0	17:32
Jan. 23	@ MIN	0-0	1/-1	14:53
Jan. 26	vs NSH	0-0	2/0	12:14
Jan. 28	vs LA	0-0	1/-1	12:56
Jan. 30	@ STL	0-0	1/0	14:16
Feb. 2	@ COL	0-0	1/-4	12:45
Feb. 4	vs DAL	0-0	3/0	14:49
Feb. 6	vs BUF	1-0	1/0	15:34
Feb. 10	vs SJ	0-1	0/1	13:20
Feb. 12	vs VAN	1-0	2/0	16:44
Feb. 14	vs CHI	1-0	3/1	14:11
Mar. 2	vs VAN	0-1	0/-1	13:53
Mar. 3	vs WSH	DND		
Traded to Buffalo at Trade Deadline				
Mar. 5	vs PHI	0-1	2/1	17:25
Mar. 7	@ NYR	0-0	2/0	13:35
Mar. 10	vs DAL	0-1	1/0	13:07
Mar. 12	vs MIN	0-0	1/-1	16:03
Mar. 13	@ DET	0-0	2/-1	12:37
Mar. 16	@ ATL	0-0	2/-1	13:45
Mar. 18	@ TB	0-0	0/0	14:24
Mar. 20	@ FLA	DND		
Mar. 21	@ CAR	DND		
Mar. 24	vs MTL	DND		
Mar. 26	vs OTT	DND		
Mar. 27	vs TB	DND		
Mar. 29	@ BOS	DND		
Mar. 31	vs FLA	0-3	2/1	12:15
Apr. 1	@ TOR	0-0	1/-1	10:37
Apr. 3	@ MTL	0-0	1/0	13:55
Apr. 6	vs NYR	0-0	2/-1	7:35
Apr. 8	@ BOS	0-0	3/0	14:38
Apr. 10	@ OTT	0-0	1/0	16:36
Apr. 11	@ NJ	0-0	1/0	10:15

COMPANY DIRECTORY

Home Ice.....	MTS Centre
Address.....	260 Hargrave St.
.....	Winnipeg, MB R3C 5S5
Telephone.....	204.978.7825
Fax.....	204.926.5575
Website.....	www.moosehockey.com
Media Relations Telephone.....	204.926.5570
Media Relations Fax.....	204.926.5575
Ticket Information & Customer Service.....	204.987.7825

EXECUTIVE DIRECTORY

True North Sports & Entertainment Ltd.

Chairman, Governor, AHL.....	Mark Chipman
President & CEO.....	J m Ludlow
Chief Operating Officer.....	John Olfert
Senior VP & General Manager, MTS Centre.....	Kevin Donnelly
Senior VP & General Manager.....	Craig Heisinger
Senior VP, Sales & Marketing.....	Norva Riddell
VP, People & Patron Services.....	Robert Thorsten

HOCKEY OPERATIONS

Senior VP & General Manager.....	Craig Heisinger
Director, Corporate Communications & Hockey Operations.....	Scott Brown
Communications Coordinator.....	Christina Caligiuri
Head Coach.....	Claude Noel
Assistant Coach.....	Keith McCambridge
Assistant Coach.....	Rick St.Croix
Head Athletic Therapist.....	Robert Milette
Assistant Athletic Therapist.....	TBD
Director, Player Personnel.....	Bruce Southern
Scout.....	J m Norgate
.....	Doug Shepherd
.....	Bruce Okrainec
.....	Bill Laforge
.....	Steve Dowhy

2010.11 SEASON SCHEDULE

Fri. Oct. 8	@ Peoria.....	7:05 PM
Sat. Oct. 9	@ Rockford.....	4:35 PM
Fri. Oct. 15	Grand Rapids.....	7:30 PM
Sat. Oct. 16	Grand Rapids.....	7:30 PM
Thu. Oct. 21	Hamilton.....	7:30 PM
Fri. Oct. 22	Hamilton.....	7:30 PM
Fri. Oct. 29	@ Lake Erie.....	6:30 PM
Sat. Oct. 30	@ Grand Rapids.....	6:00 PM
Sun. Oct. 31	@ Lake Erie.....	2:00 PM
Tue. Nov. 2	@ Hamilton.....	6:00 PM
Wed. Nov. 3	@ Hamilton.....	6:00 PM
Fri. Nov. 5	@ Grand Rapids.....	6:00 PM
Sat. Nov. 6	@ Rockford.....	7:05 PM
Fri. Nov. 12	Rochester.....	7:30 PM
Sat. Nov. 13	Rochester.....	7:30 PM
Thu. Nov. 18	Rockford.....	7:30 PM
Sat. Nov. 19	Rockford.....	7:30 PM
Fri. Nov. 26	@ Abbotsford.....	9:00 PM
Sat. Nov. 27	@ Abbotsford.....	9:00 PM
Fri. Nov. 30	@ Chicago.....	7:00 PM
Wed. Dec. 1	@ Milwaukee.....	7:00 PM
Fri. Dec. 3	Oklahoma City.....	7:30 PM
Sat. Dec. 4	Oklahoma City.....	7:30 PM
Tue. Dec. 7	@ Texas.....	7:30 PM
Fri. Dec. 10	@ Oklahoma City.....	7:05 PM
Sat. Dec. 11	@ San Antonio.....	7:00 PM
Tue. Dec. 14	@ Texas.....	7:30 PM
Fri. Dec. 17	Houston.....	7:30 PM
Sat. Dec. 18	Houston.....	7:30 PM
Mon. Dec. 27	Peoria.....	7:30 PM
Tue. Dec. 28	Peoria.....	7:30 PM
Fri. Dec. 31	Chicago.....	4:00 PM
Sat. Jan. 1	Chicago.....	7:30 PM
Mon. Jan. 3	@ Abbotsford.....	9:00 PM
Tue. Jan. 4	@ Abbotsford.....	9:00 PM
Fri. Jan. 7	Hershey.....	7:30 PM
Sat. Jan. 8	Hershey.....	7:30 PM
Thu. Jan. 13	Milwaukee.....	7:30 PM
Sat. Jan. 15	Milwaukee.....	7:30 PM
Tue. Jan. 18	Toronto.....	7:30 PM
Wed. Jan. 19	Toronto.....	7:30 PM

Fri. Jan. 21	Abbotsford.....	7:30 PM
Sun. Jan. 23	Abbotsford.....	12:00 PM
Wed. Jan. 26	@ Hamilton.....	10:30 AM
Fri. Jan. 28	@ Rochester.....	6:35 PM
Sat. Jan. 29	@ Toronto.....	2:00 PM

ALL-STAR BREAK: Jan 30 & 31 @ Hershey

Fri. Feb. 4	@ Wilkes-Barre.....	6:05 PM
Sat. Feb. 5	@ Hershey.....	6:00 PM
Sun. Feb. 6	@ Hershey.....	1:00 PM
Tue. Feb. 8	@ Wilkes-Barre.....	6:05 PM
Fri. Feb. 11	San Antonio.....	7:30 PM
Sat. Feb. 12	San Antonio.....	7:30 PM
Tue. Feb. 15	Toronto.....	7:30 PM
Wed. Feb. 16	Toronto.....	7:30 PM
Fri. Feb. 18	Lake Erie.....	7:30 PM
Sat. Feb. 19	Lake Erie.....	7:30 PM
Wed. Feb. 23	@ Rochester.....	6:05 PM
Fri. Feb. 25	@ Rochester.....	6:35 PM
Sat. Feb. 26	@ Toronto.....	2:00 PM
Sun. Feb. 27	@ Toronto.....	12:00 PM
Fri. Mar. 4	@ Peoria.....	7:05 PM
Sat. Mar. 5	@ Milwaukee.....	7:30 PM
Sun. Mar. 6	@ Chicago.....	3:00 PM
Tue. Mar. 8	@ Oklahoma City.....	7:05 PM
Fri. Mar. 11	@ Houston.....	7:35 PM
Sat. Mar. 12	@ San Antonio.....	7:00 PM
Sun. Mar. 13	@ Houston.....	4:05 PM
Tue. Mar. 15	Wilkes-Barre.....	7:30 PM
Wed. Mar. 16	Wilkes-Barre.....	7:30 PM
Fri. Mar. 18	Texas.....	7:30 PM
Sun. Mar. 20	Texas.....	2:00 PM
Fri. Mar. 25	Abbotsford.....	7:30 PM
Sun. Mar. 27	Abbotsford.....	12:00 PM
Tue. Mar. 29	Rochester.....	7:30 PM
Wed. Mar. 30	Rochester.....	7:30 PM
Fri. Apr. 1	@ Rochester.....	6:35 PM
Sat. Apr. 2	@ Hamilton.....	3:00 PM
Sun. Apr. 3	@ Toronto.....	12:00 PM
Fri. Apr. 8	Hamilton.....	7:30 PM
Sat. Apr. 9	Hamilton.....	7:30 PM

Please note all times are Central

CLAUDE NOEL

HEAD COACH

Born: October 31, 1955

Birthplace: Kirkland, ON

Residence: Winnipeg, MB

Family: Wife, Lynda; Sons, Christopher & Sheldon

Noel, 54, is the sixth head coach in the 15-year history of the Manitoba Moose. Last year, the Kirkland Lake, ON native spent his third season with the Columbus Blue Jackets starting the season as an Assistant Coach before taking over from Ken Hitchcock as Head Coach on February 3, 2010. The Blue Jackets finished the season 10-8-6 under the guidance of Noel. During his three years with the club, the Blue Jackets compiled a record of 107-102-15-22 in 246 games.

Before his time with the Blue Jackets, Noel spent four seasons as Head Coach of the Milwaukee Admirals, the AHL affiliate of the Nashville Predators. During that time, he led the club to a 183-94-12-31 regular season record, three 100-point seasons and two West Division titles. He also compiled a 33-21 record in the Calder Cup Playoffs, including two appearances in the Finals. During the 2003-04 season, the club compiled a 46-24-7-3 record and went 16-6 in the playoffs en route to capturing the organization's first-ever Calder Cup Championship. Noel was subsequently named the Coach of the Year when he was honoured with the Louis A.R. Pieri Memorial Award.

Noel made his coaching debut in the ECHL with the Roanoke Valley Rebels in 1990-91 and served as the Head Coach and Director of Hockey Operations for the ECHL's Dayton Bombers from 1991-93. In 1993, he joined the Kalamazoo Wings (later the Michigan K-Wings), the International Hockey League affiliate of the Dallas Stars, as an Assistant Coach. He succeeded then coach, Ken Hitchcock, behind the bench during the 1995-96 season and served in that capacity through the 1997-98 campaign. From 1998-2002, he was an Assistant Coach with the Milwaukee Admirals and in 2002-03 was named ECHL Coach of the Year with the Toledo Storm before returning to Milwaukee.



CLAUDE NOEL

KEITH McCAMBRIDGE

ASSISTANT COACH

Born: February 1, 1974

Birthplace: Thompson, MB

Residence: Winnipeg, MB

Family: Wife, Susan; Daughter, Lauren; Son, Aidan

Keith McCambridge enters his second season behind the Moose bench as an assistant coach. McCambridge came to the Moose from the ECHL's Alaska Aces where he held the Head Coaching position for two seasons starting in 2007-08. In 2008-09, McCambridge led the Aces to within a game of their second Kelly Cup title in four years when they lost Game 7 of the finals at home to the South Carolina Stingrays. His two-year record as head coach during the regular season was 86-50-8 (.625), including the club's fourth West Division and third National Conference title in five years this past season.

In 1999-00 the left-handed defenceman played three games with the Manitoba Moose in the IHL where he accumulated one assist and four penalty minutes. He played 378 games in the AHL earning nine goals, 21 assists, for a total of 30 points and 1057 penalty minutes in the regular season.

A Thompson, Manitoba native, McCambridge and his wife Susan recently moved to Winnipeg with children Lauren and Aidan.



KEITH McCAMBRIDGE

RICK ST. CROIX

ASSISTANT COACH

Born: January 3, 1955

Birthplace: Winnipeg, MB

Residence: Winnipeg, MB

Family: Wife, Michelle; Daughters, Courtney and Richelle; Sons, Chris and Michael

Rick St. Croix once again joins the Moose for his sixth season as Assistant Coach where he works primarily with the goaltenders. Previous to his current stint with the hockey team, St. Croix was a goaltending consultant with the Moose in 2003-04. He served as the Goaltending Coach with the Dallas Stars from 1997 to 2000. During that time, the Stars won the Stanley Cup as St. Croix played a role in the development of former NHL All-Stars Eddie Belfour and Marty Turco. He was also the Goaltending Coach for the Winnipeg Jets in the 1988-89 season.

St. Croix played eight seasons in the NHL after being drafted out of Oshawa by the Philadelphia Flyers in 1975. After his career, St. Croix opened a series of youth goaltending schools in Manitoba, Ontario, and the United States. A Winnipeg native, St. Croix and his wife Michelle, have four children: Richelle, Courtney, Chris and Michael.



RICK ST. CROIX

PETER ANDERSSON

DEFENCE SHOOTS LEFT 6'3" 194 LBS KVIDINGE, SWEDEN APR. 13, 1991



		REGULAR SEASON						PLAYOFFS				
SEASON	TEAM	LEA	GP	G	A	PTS	PIM	GP	G	A	PTS	PIM
2007.08	Vastra Frolunda HC	SWE	1	0	0	0	0	-	-	-	-	-
2009.10	Vastra Frolunda HC	SWE	21	1	4	5	4	-	-	-	-	-
2009.10	Boras HC	SWE	10	2	4	6	12	-	-	-	-	-

ACQUIRED

Vancouver's fifth choice, 143rd overall in 2009 NHL Entry Draft.

NOLAN BAUMGARTNER

DEFENCE SHOOTS RIGHT 6'2" 196 LBS CALGARY, AB MAR. 23, 1976



		REGULAR SEASON						PLAYOFFS					
SEASON	TEAM	LEA	GP	G	A	PTS	PIM	GP	G	A	PTS	PIM	
1995.96	Washington	NHL	1	0	0	0	0	1	0	0	0	10	
	Kamloops	WHL	28	13	15	28	45	16	1	9	10	26	
1996.97	Portland	AHL	8	2	2	4	4	-	-	-	-	-	
1997.98	Washington	NHL	4	0	1	1	0	-	-	-	-	-	
	Portland	AHL	70	2	24	26	70	10	1	4	5	10	
1998.99	Washington	NHL	5	0	0	0	0	-	-	-	-	-	
	Portland	AHL	70	2	24	26	70	-	-	-	-	-	
1999.00	Washington	NHL	8	0	1	1	2	-	-	-	-	-	
	Portland	AHL	71	5	18	23	56	4	1	2	3	10	
2000.01	Chicago	NHL	8	0	0	0	6	-	-	-	-	-	
	Norfolk	AHL	63	5	28	33	75	9	2	3	5	11	
2001.02	Norfolk	AHL	76	10	24	34	72	4	0	1	1	2	
2002.03	Vancouver	NHL	8	1	2	3	4	2	0	0	0	0	
	Manitoba	AHL	59	8	31	39	82	1	0	0	0	4	
2003.04	Pittsburgh	NHL	5	0	0	0	2	-	-	-	-	-	
	Vancouver	NHL	9	0	3	3	2	-	-	-	-	-	
2004.05	Manitoba	AHL	78	9	30	39	51	14	0	4	4	10	
2005.06	Vancouver	NHL	70	5	29	34	30	-	-	-	-	-	
2006.07	Philadelphia	NHL	6	0	1	1	21	-	-	-	-	-	
	Philadelphia	AHL	51	6	20	26	46	-	-	-	-	-	
	Dallas	NHL	7	0	2	2	0	-	-	-	-	-	
2007.08	Iowa	AHL	56	5	13	18	47	-	-	-	-	-	
	Manitoba	AHL	18	0	6	6	10	3	0	1	1	4	
2008.09	Manitoba	AHL	72	11	22	33	50	22	0	5	5	22	
2009.10	Vancouver	NHL	12	1	1	2	2	1	0	0	0	0	
	Manitoba	AHL	37	3	9	12	22	-	-	-	-	-	
VANCOUVER TOTALS			99	7	35	42	38	3	0	0	0	0	
NHL TOTALS			143	7	40	47	69	4	0	0	0	10	

ACQUIRED

Signed as a free agent July 2, 2008.

MARIO

BLIZNAK

CENTRE SHOOTS LEFT 6'0" 190 LBS TRENCIN, SLOVAKIA MAR. 6, 1987


REGULAR SEASON

PLAYOFFS

SEASON	TEAM	LEA	GP	G	A	PTS	PIM	GP	G	A	PTS	PIM
2004.05	Dubnica Spartak HC	Slova	19	0	0	0	14	-	-	-	-	-
2005.06	Vancouver	WHL	69	9	12	21	29	18	4	1	5	14
2006.07	Vancouver	WHL	47	8	14	22	20	22	6	6	12	14
2007.08	Vancouver	WHL	67	19	32	51	36	10	3	5	8	2
2008.09	Manitoba	AHL	64	7	9	16	24	21	3	2	5	8
2009.10	Vancouver	NHL	2	0	0	0	0	-	-	-	-	-
	Manitoba	AHL	76	13	15	28	40	6	2	1	3	2
VANCOUVER/NHL TOTALS			2	0	0	0	0	-	-	-	-	-

ACQUIRED

Vancouver's sixth choice, 205th overall in 2005 NHL Entry Draft.



THE PLAYERS

ALEX

BOLDUC

CENTRE SHOOTS LEFT 6'3" 198 LBS MONTREAL, QC JUN. 26, 1985

REGULAR SEASON

PLAYOFFS

SEASON	TEAM	LEA	GP	G	A	PTS	PIM	GP	G	A	PTS	PIM
2001.02	Rouyn-Noranda	QMJHL	64	6	14	20	69	4	1	1	2	4
2002.03	Rouyn-Noranda	QMJHL	66	14	29	43	131	4	0	2	2	2
2003.04	Rouyn-Noranda	QMJHL	65	23	35	58	115	11	3	4	7	18
2004.05	Rouyn-Noranda	QMJHL	33	7	10	17	46	-	-	-	-	-
	Shawinigan	QMJHL	29	7	11	18	14	3	0	0	0	0
2005.06	Bakersfield	ECHL	24	10	6	16	56	11	4	4	8	28
	Manitoba	AHL	29	3	7	10	35	-	-	-	-	-
2006.07	Bakersfield	ECHL	16	7	17	24	42	6	2	4	6	9
	Manitoba	AHL	32	4	5	9	35	5	0	0	0	8
2007.08	Manitoba	AHL	70	18	19	37	93	6	1	0	1	6
2008.09	Manitoba	AHL	63	12	21	33	116	13	5	4	9	14
2008.09	Vancouver	NHL	7	0	1	1	4	-	-	-	-	-
2009.10	Vancouver	NHL	15	0	0	0	13	-	-	-	-	-
	Manitoba	AHL	13	2	1	3	20	-	-	-	-	-
VANCOUVER/NHL TOTALS			22	0	1	1	17	-	-	-	-	-

ACQUIRED

Signed as a free agent July 2, 2008.



KEVIN

CONNAUTON

DEFENCE SHOOTS LEFT 6'1" 196 LBS EDMONTON, AB FEB. 23, 1990

REGULAR SEASON

PLAYOFFS

SEASON	TEAM	LEA	GP	G	A	PTS	PIM	GP	G	A	PTS	PIM
2007.08	Spruce Grove	AJHL	56	13	32	45	59	-	-	-	-	-
2008.09	Western Michigan	NCAA	40	7	11	18	44	-	-	-	-	-
2009.10	Vancouver	WHL	69	24	48	72	107	16	3	10	13	21

ACQUIRED

Vancouver's third choice, 83rd overall in 2009 NHL Entry Draft.



GUILLAUME DESBIENS

RIGHT WING SHOOTS LEFT 6'3" 207 LBS ALMA, QC APR. 20, 1985



		REGULAR SEASON							PLAYOFFS						
SEASON	TEAM	LEA	GP	G	A	PTS	PIM		GP	G	A	PTS	PIM		
2001.02	Rouyn-Noranda	QMJHL	65	14	10	24	115		4	1	1	2	9		
2002.03	Rouyn-Noranda	QMJHL	64	15	18	33	233		4	0	0	0	4		
2003.04	Rouyn-Noranda	QMJHL	58	20	21	41	199		11	2	2	4	24		
2004.05	Rouyn-Noranda	QMJHL	56	27	16	43	206		10	1	4	5	25		
2005.06	Chicago	AHL	3	0	0	0	7		-	-	-	-	-		
	Gwinnett	ECHL	65	33	27	60	187		17	10	6	16	38		
2006.07	Chicago	AHL	54	3	6	9	118		6	0	1	1	2		
2007.08	Chicago	AHL	23	2	1	3	30		1	0	1	1	0		
	Gwinnett	ECHL	10	2	5	7	46		8	3	6	9	10		
2008.09	Manitoba	AHL	78	21	26	47	158		22	4	8	12	18		
2009.10	Vancouver	NHL	1	0	0	0	2		-	-	-	-	-		
	Manitoba	AHL	67	19	15	34	144		6	3	6	9	17		


VANCOUVER/NHL TOTALS

ACQUIRED

Signed as a free agent July 22, 2009.

TAYLOR ELLINGTON

DEFENCE SHOOTS LEFT 6'0" 205 LBS VICTORIA, BC OCT. 31, 1988



		REGULAR SEASON							PLAYOFFS						
SEASON	TEAM	LEA	GP	G	A	PTS	PIM		GP	G	A	PTS	PIM		
2004.05	Everett	WHL	47	0	0	0	48		8	0	1	1	4		
2005.06	Everett	WHL	63	0	7	7	62		15	1	2	3	16		
2006.07	Everett	WHL	60	5	8	13	65		6	1	0	1	2		
2007.08	Everett	WHL	48	3	11	14	66		4	0	0	0	0		
2008.09	Everett	WHL	69	6	26	32	130		5	0	5	5	6		
	Manitoba	AHL	1	1	0	1	0		-	-	-	-	-		
2009.10	Victoria	ECHL	48	3	11	14	48		-	-	-	-	-		
	Manitoba	AHL	19	1	3	4	9		-	-	-	-	-		

ACQUIRED

Vancouver's second choice, 33rd overall in 2007 NHL Entry Draft.

DAN GENDUR

RIGHT WING SHOOTS RIGHT 5'11" 190 LBS VANCOUVER, BC MAY 21, 1987



		REGULAR SEASON							PLAYOFFS						
SEASON	TEAM	LEA	GP	G	A	PTS	PIM		GP	G	A	PTS	PIM		
2003.04	Cowichan Valley	BCHL	17	3	8	11	22		1	0	0	0	0		
2004.05	Prince George	WHL	60	2	6	8	75		-	-	-	-	-		
2005.06	Prince George	WHL	19	2	1	3	24		-	-	-	-	-		
2006.07	Prince George	WHL	13	2	5	7	18		-	-	-	-	-		
	Everett	WHL	48	20	22	42	44		12	4	4	8	8		
2007.08	Everett	WHL	60	29	55	84	68		4	1	2	3	8		
2008.09	Manitoba	AHL	10	1	0	1	2		-	-	-	-	-		
	Victoria	ECHL	52	9	29	38	97		2	1	2	3	0		
2009.10	Victoria	ECHL	8	0	4	4	6		-	-	-	-	-		
	Johnstown	ECHL	21	2	6	8	8		-	-	-	-	-		

ACQUIRED

Vancouver's seventh round choice, 206th overall in the 2007 NHL Entry Draft.

CODY

HODGSON

CENTRE SHOOTS RIGHT 6'0" 185 LBS MARKHAM, ON FEB. 18, 1990

REGULAR SEASON

PLAYOFFS

SEASON	TEAM	LEA	GP	G	A	PTS	PIM	GP	G	A	PTS	PIM
2006.07	Brampton	OHL	63	23	23	46	24	4	1	3	4	0
2007.08	Brampton	OHL	68	40	45	85	36	5	5	0	5	2
2008.09	Brampton	OHL	53	43	49	92	33	21	11	20	31	18
	Manitoba	AHL	-	-	-	-	-	11	2	4	6	4
2009.10	Brampton	OHL	13	8	12	20	9	11	3	7	10	4

ACQUIRED

Vancouver's first round choice, 10th overall in the 2008 NHL Entry Draft.



THE PLAYERS

KIRIL

KOLTSOV

DEFENCE SHOOTS LEFT 5'11" 176 LBS CHELYABINSK, USSR FEB. 1, 1983

REGULAR SEASON

PLAYOFFS

SEASON	TEAM	LEA	GP	G	A	PTS	PIM	GP	G	A	PTS	PIM
1999.00	Omsk	RUS	2	0	0	0	0	-	-	-	-	-
2000.01	Omsk	RUS	39	0	1	1	20	-	-	-	-	-
2001.02	Omsk	RUS	40	1	5	6	32	-	-	-	-	-
2002.03	Omsk	RUS	45	4	8	12	54	12	1	3	4	8
2003.04	Manitoba	AHL	74	7	25	32	62	-	-	-	-	-
2004.05	Manitoba	AHL	28	3	14	17	42	-	-	-	-	-
	Omsk	RUS	22	2	2	4	46	10	0	1	1	18
2005.06	Omsk	RUS	44	9	8	17	100	13	4	5	9	10
2006.07	Omsk	RUS	51	9	31	40	46	11	3	4	7	14
2007.08	Ufa	RUS	50	5	17	22	45	12	0	6	6	6
2008.09	Ufa	KHL	49	5	20	25	81	3	0	0	0	2
2009.10	Ufa	KHL	45	6	15	22	40	-	-	-	-	-

ACQUIRED

Vancouver's second round choice, 49th overall in the 2002 NHL Entry Draft.



EDDIE

LACK

GOALIE CATCHES RIGHT 6'4" 187 LBS NORRTALJE, SWEDEN JAN. 5, 1988

STATS

REGULAR SEASON

SEASON	TEAM	LEA	GP	MIN	GA	SO	GAA	W	L	T	SVS	PCT
2004.05	Djurgarden	SWE-JE	1	60	6	0	6.00	n/a	n/a	n/a	n/a	.872
2005.06	Djurgarden	SWE-JE	18	1095	32	3	1.75	n/a	n/a	n/a	n/a	.930
2006.07	Leksands	SWE-JE	18	1056	56	0	3.18	n/a	n/a	n/a	n/a	.909
	Leksands	SWE-AI	2	78	4	0	3.08	n/a	n/a	n/a	n/a	.867
2007.08	Leksands	SWE-JE	18	1077	49	4	2.73	n/a	n/a	n/a	n/a	.909
	Leksands	SWE-AI	24	1441	45	4	1.87	n/a	n/a	n/a	n/a	.923
2008.09	Leksands	SWE-JE	2	120	4	1	2.00	n/a	n/a	n/a	n/a	.900
	Leksands	SWE-AI	32	1905	64	4	2.02	n/a	n/a	n/a	n/a	.930
2009.10	Brynäs	SWE-JE	6	359	21	0	3.51	n/a	n/a	n/a	n/a	.884
	Brynäs	SWE-E	14	808	36	0	2.67	5	7	1	n/a	.911

PLAYOFFS

SEASON	TEAM	LEA	GP	MIN	GA	SO	GAA	W	L	T	SVS	PCT
2007.08	Leksands	SWE-JE	3	179	8	0	2.68	n/a	n/a	n/a	.925	
2008.09	Leksands	SWE-AI	6	355	14	0	2.37	n/a	n/a	n/a	.903	
2009.10	Brynäs	SWE-E	2	78	2	0	1.53	n/a	n/a	n/a	.946	



ACQUIRED

Signed as a free agent, June 4, 2010.

EVAN OBERG

DEFENCE SHOOTS LEFT 6'0" 177 LBS FORESTBURG, AB FEB. 16, 1988



		REGULAR SEASON						PLAYOFFS			
SEASON	TEAM	LEA	GP	G	A	PTS	PIM	GP	G	A	PTS
2005.06	Camrose	AJHL	44	4	9	13	56	-	-	-	-
2006.07	Camrose	AJHL	52	9	14	23	86	-	-	-	-
2007.08	Minnesota-Duluth	NCAA	24	1	2	3	10	-	-	-	-
2008.09	Minnesota-Duluth	NCAA	43	7	20	27	50	-	-	-	-
2009.10	Vancouver	NHL	2	0	0	0	0	-	-	-	-
	Manitoba	AHL	70	3	23	26	64	-	-	-	-

VANCOUVER/NHL TOTALS

2 0 0 0 0 - - - -

ACQUIRED

Signed as a free agent, April 7, 2009.

VICTOR ORESKOVICH

RIGHT WING SHOOTS RIGHT 6'3" 219 LBS WHITBY, ON AUG. 15, 1986



		REGULAR SEASON						PLAYOFFS			
SEASON	TEAM	LEA	GP	G	A	PTS	PIM	GP	G	A	PTS
2002.03	Milton	OPJHL	49	28	46	74	51	-	-	-	-
2003.04	Green Bay	USHL	58	11	26	37	33	-	-	-	-
2004.05	Notre Dame	NCAA	37	1	2	3	69	-	-	-	-
2005.06	Notre Dame	NCAA	10	2	1	3	8	-	-	-	-
	Kitchener	OHL	19	6	10	16	16	5	0	2	2
2006.07	Kitchener	OHL	62	28	32	60	48	5	2	0	2
2009.10	Florida	NHL	50	2	4	6	26	-	-	-	-
	Rochester	AHL	34	6	9	15	18	6	0	0	10

NHL TOTALS

50 2 4 6 26 - - - -

ACQUIRED

From Florida alongside Keith Ballard in exchange for Steve Bernier and Michael Grabner, June 25, 2010.

JOEL PERRAULT

CENTRE SHOOTS RIGHT 6'2" 207 LBS MONTREAL, QC AUG. 6, 1983



		REGULAR SEASON						PLAYOFFS			
SEASON	TEAM	LEA	GP	G	A	PTS	PIM	GP	G	A	PTS
2000.01	Baie-Comeau	QMJHL	68	10	14	24	46	11	1	1	2
2001.02	Baie-Comeau	QMJHL	57	18	44	62	96	5	2	0	6
2002.03	Baie-Comeau	QMJHL	70	51	65	116	93	12	3	7	10
2003.04	Cincinnati	AHL	65	14	14	28	38	9	1	1	2
2004.05	Cincinnati	AHL	51	9	19	28	40	-	-	-	-
2005.06	Phoenix	NHL	5	1	1	2	2	-	-	-	-
	Portland	AHL	25	12	12	24	20	-	-	-	-
	Augusta	ECHL	3	4	2	6	2	-	-	-	-
	San Antonio	AHL	12	1	6	7	4	-	-	-	-
2006.07	Phoenix	NHL	9	1	1	2	8	-	-	-	-
	St. Louis	NHL	11	0	0	0	0	-	-	-	-
	Peoria	AHL	2	0	2	2	7	-	-	-	-
	San Antonio	AHL	21	10	4	14	8	-	-	-	-
2007.08	Phoenix	NHL	49	7	10	17	48	-	-	-	-
	San Antonio	AHL	28	14	13	27	36	-	-	-	-
2008.09	Phoenix	NHL	7	2	1	3	4	-	-	-	-
	San Antonio	AHL	46	18	31	49	46	-	-	-	-
2009.10	Phoenix	NHL	2	1	0	1	0	-	-	-	-
	San Antonio	AHL	47	17	19	36	38	-	-	-	-

NHL TOTALS

89 12 14 26 68 - - - -

ACQUIRED

Signed as a free agent, July 1, 2010.

RIGHT WING SHOOTS LEFT 5'11" 191 LBS SURREY, BC NOV. 22, 1989

REGULAR SEASON

PLAYOFFS

SEASON	TEAM	LEA	GP	G	A	PTS	PIM	GP	G	A	PTS	PIM
2005.06	Prince George	WHL	38	5	0	5	15	-	-	-	-	-
2006.07	Prince George	WHL	24	2	3	5	12	-	-	-	-	-
	Seattle	WHL	38	5	14	19	18	8	1	4	5	0
2007.08	Seattle	WHL	72	20	45	65	21	11	2	4	6	4
2008.09	Seattle	WHL	61	25	40	65	29	5	1	1	2	0
2009.10	Seattle	WHL	67	41	28	69	20	-	-	-	-	-

ACQUIRED

Vancouver's fifth round choice, 131st overall in the 2008 NHL Entry Draft.



FORWARD SHOOTS RIGHT 5'11" 174 LBS STOCKHOLM, SWEDEN NOV. 21, 1990

REGULAR SEASON

PLAYOFFS

SEASON	TEAM	LEA	GP	G	A	PTS	PIM	GP	G	A	PTS	PIM
2008.09	Oskarshamn	SWE	6	0	0	0	2	-	-	-	-	-
2009.10	Brynäs	SWE	36	1	4	5	8	5	1	0	1	4
	Mora	SWE	8	2	2	4	0	-	-	-	-	-

ACQUIRED

Vancouver's second round choice, 53rd overall in the 2009 NHL Entry Draft.



DEFENCE SHOOTS LEFT 6'3" 220 LBS MONTREAL, QC FEB. 18, 1990

REGULAR SEASON

PLAYOFFS

SEASON	TEAM	LEA	GP	G	A	PTS	PIM	GP	G	A	PTS	PIM
2006.07	Saint John	QMJHL	60	2	13	15	75	-	-	-	-	-
2007.08	Saint John	QMJHL	69	6	15	21	92	14	1	2	3	23
2008.09	Saint John	QMJHL	61	5	25	30	64	4	0	2	2	8
2009.10	Saint John	QMJHL	61	7	29	36	65	21	5	10	15	36


ACQUIRED

Vancouver's second round choice, 41st overall in the 2008 NHL Entry Draft.



STEFAN SCHNEIDER

DEFENCE SHOOTS RIGHT 6'4" 199 LBS VERNON, BC DEC. 13, 1989




		REGULAR SEASON							PLAYOFFS				
SEASON	TEAM	LEA	GP	G	A	PTS	PIM		GP	G	A	PTS	PIM
2007.08	Vancouver	WHL	36	0	4	4	36		4	0	0	0	0
2008.09	Portland	WHL	67	11	5	16	45		–	–	–	–	–
2009.10	Portland	WHL	72	12	11	23	42		13	3	2	5	10

ACQUIRED

Signed as a free agent March 29, 2010.

JORDAN SCHROEDER

CENTRE SHOOTS RIGHT 5'9" 180 LBS PRIOR LAKE, MN SEPT. 29, 1990



		REGULAR SEASON							PLAYOFFS				
SEASON	TEAM	LEA	GP	G	A	PTS	PIM		GP	G	A	PTS	PIM
2006.07	U.S. National U-18	NAHL	31	12	11	23	10		–	–	–	–	–
2007.08	U.S. National U-18	NAHL	14	1	8	9	4		–	–	–	–	–
2008.09	Minnesota	NCAA	35	13	32	45	29		–	–	–	–	–
2009.10	Minnesota	NCAA	37	9	19	28	14		–	–	–	–	–
	Manitoba	AHL	11	4	5	9	0		6	3	3	6	4

ACQUIRED

Vancouver's first round choice, 22nd overall in the 2009 NHL Entry Draft.

SERGEI SHIROKOV

RIGHT WING SHOOTS RIGHT 5'11" 199 LBS MOSCOW, RUSSIA MAR. 10, 1986



		REGULAR SEASON							PLAYOFFS				
SEASON	TEAM	LEA	GP	G	A	PTS	PIM		GP	G	A	PTS	PIM
2004.05	CSKA Moscow	RUS	8	0	0	0	0		–	–	–	–	–
2005.06	CSKA Moscow	RUS	39	7	6	13	26		4	0	0	0	0
2006.07	CSKA Moscow	RUS	52	16	18	34	36		12	4	7	11	4
2007.08	CSKA Moscow	RUS	57	12	22	34	28		6	0	3	3	4
2008.09	CSKA Moscow	KHL	56	17	24	41	36		8	1	3	4	4
2009.10	Vancouver	NHL	6	0	0	0	2		–	–	–	–	–
	Manitoba	AHL	76	22	23	45	32		6	0	2	2	4

VANCOUVER/NHL TOTALS

6 0 0 0 2 – – – –

ACQUIRED

Vancouver's sixth round pick, 163rd overall in the 2006 NHL Entry Draft.

BILL

SWEATT

LEFT WING SHOOTS LEFT 6'0" 180 LBS ELBURN, IL SEPT. 21, 1988

REGULAR SEASON

PLAYOFFS

SEASON	TEAM	LEA	GP	G	A	PTS	PIM	GP	G	A	PTS	PIM
2004.05	U.S. National U-18	NAHL	41	7	9	16	12	-	-	-	-	-
2005.06	U.S. National U-18	NAHL	17	10	15	25	4	-	-	-	-	-
2006.07	Colorado College	NCAA	30	9	17	26	18	-	-	-	-	-
2007.08	Colorado College	NCAA	37	10	17	27	38	-	-	-	-	-
2008.09	Colorado College	NCAA	37	12	11	23	28	-	-	-	-	-
2009.10	Colorado College	NCAA	39	15	18	33	18	-	-	-	-	-

ACQUIRED

Signed as a free agent August 19, 2010.



THE PLAYERS

LEE

SWEATT

DEFENCE SHOOTS RIGHT 5'9" 194 LBS ELBURN, IL AUG. 13, 1985


REGULAR SEASON

PLAYOFFS

SEASON	TEAM	LEA	GP	G	A	PTS	PIM	GP	G	A	PTS	PIM
2002.03	Chicago Steel	USHL	58	6	9	15	25	-	-	-	-	-
2003.04	Colorado College	NCAA	37	4	12	16	20	-	-	-	-	-
2004.05	Colorado College	NCAA	41	3	24	27	34	-	-	-	-	-
2005.06	Colorado College	NCAA	41	5	16	21	36	-	-	-	-	-
2006.07	Colorado College	NCAA	37	9	15	24	51	-	-	-	-	-
	San Antonio	AHL	11	0	1	1	8	-	-	-	-	-
2007.08	TPS Turku	FNL	56	15	18	33	42	-	-	-	-	-
2008.09	Salzburg EC	Aust	52	10	26	36	99	-	-	-	-	-
2009.10	Riga Dynamo	KHL	37	2	5	7	18	-	-	-	-	-
	TPS Turku	FNL	14	6	5	11	8	-	-	-	-	-

ACQUIRED

Signed as a free agent May 31, 2010.



JEFF

TAMBELLINI

LEFT WING SHOOTS LEFT 5'11" 179 LBS CALGARY, AB APR. 13, 1984

STATS REGULAR SEASON

PLAYOFFS

SEASON	TEAM	LEA	GP	G	A	PTS	PIM	GP	G	A	PTS	PIM
2000.01	Chilliwack	BCHL	54	21	30	51	13	-	-	-	-	-
2001.02	Chilliwack	BCHL	34	46	71	117	23	-	-	-	-	-
2002.03	Michigan	NCAA	43	26	19	45	24	-	-	-	-	-
2003.04	Michigan	NCAA	39	15	12	27	18	-	-	-	-	-
2004.05	Michigan	NCAA	42	24	33	57	32	-	-	-	-	-
2005.06	Los Angeles	NHL	4	0	0	0	2	-	-	-	-	-
	NY Islanders	NHL	21	1	3	4	8	-	-	-	-	-
	Manchester	AHL	56	25	31	56	26	-	-	-	-	-
	Bridgeport	AHL	-	-	-	-	-	7	1	2	3	2
2006.07	NY Islanders	NHL	23	2	7	9	6	-	-	-	-	-
	Bridgeport	AHL	50	30	29	59	46	-	-	-	-	-
2007.08	NY Islanders	NHL	31	1	3	4	8	-	-	-	-	-
	Bridgeport Sound	AHL	57	38	38	76	38	-	-	-	-	-
2008.09	NY Islanders	NHL	65	7	8	15	32	-	-	-	-	-
	Bridgeport Sound	AHL	6	3	0	3	2	-	-	-	-	-
2009.10	NY Islanders	NHL	36	7	7	14	14	-	-	-	-	-
NHL TOTALS			180	18	28	46	70	-	-	-	-	-



ACQUIRED

Signed as a free agent July 22, 2010.

CHRISTOPHER

TANEV

DEFENCE SHOOTS RIGHT 6'2" 199 LBS TORONTO, ON DEC. 20 1989



REGULAR SEASON

PLAYOFFS

SEASON	TEAM	LEA	GP	G	A	PTS	PIM	GP	G	A	PTS	PIM
2006.07	Durham	OPJHL	40	0	9	9	8	-	-	-	-	-
2007.08	Durham	OPJHL	19	1	6	7	12	-	-	-	-	-
	Stouffville	OPJHL	4	0	0	0	0	-	-	-	-	-
	Markham	OPJHL	26	1	9	10	12	-	-	-	-	-
2008.09	Markham	OJHL	50	4	37	41	33	-	-	-	-	-
2009.10	R.I.T.	NCAA	41	10	18	28	4	-	-	-	-	-

ACQUIRED

Signed as a free agent May 31, 2010.

KELLAN

TOCHKIN

RIGHT WING SHOOTS RIGHT 5'9" 170 LBS ABBOTSFORD, BC FEB. 15, 1991



REGULAR SEASON

PLAYOFFS

SEASON	TEAM	LEA	GP	G	A	PTS	PIM	GP	G	A	PTS	PIM
2006.07	Everett	WHL	3	0	0	0	2	-	-	-	-	-
2007.08	Langley	BCHL	1	0	1	1	0	-	-	-	-	-
2008.09	Everett	WHL	72	20	54	74	37	2	1	0	1	2
2009.10	Everett	WHL	72	28	40	68	64	7	1	1	2	11

ACQUIRED

Signed as a free agent July 27, 2009.

AARON

VOLPATTI

LEFT WING SHOOTS LEFT 6'1" 185 LBS REVELSTOKE, BC MAY 30, 1985



REGULAR SEASON

PLAYOFFS

SEASON	TEAM	LEA	GP	G	A	PTS	PIM	GP	G	A	PTS	PIM
2003.04	Vernon	BCHL	55	1	4	5	134	5	1	0	1	5
2004.05	Vernon	BCHL	57	6	12	18	106	-	-	-	-	-
2005.06	Vernon	BCHL	25	6	8	14	39	-	-	-	-	-
2006.07	Brown University	NCAA	23	5	2	7	39	-	-	-	-	-
2007.08	Brown University	NCAA	31	4	6	10	28	-	-	-	-	-
2008.09	Brown University	NCAA	32	6	7	13	54	-	-	-	-	-
2009.10	Brown University	NCAA	37	17	15	32	115	-	-	-	-	-
	Manitoba	AHL	8	1	1	2	17	5	1	0	1	21

ACQUIRED

Signed as a free agent March 22, 2010.

GOALIE CATCHES LEFT 5'11" 197 LBS SASKATOON, SASK JUN. 5, 1984

STATS

REGULAR SEASON

SEASON	TEAM	LEA	GPI	MIN	GA	SO	GAA	W	L	T	SVS	PCT
2000.01	Tri-City	WHL	44	2464	155	0	3.77	10	25	4	1287	.893
2001.02	Tri-City	WHL	47	2492	149	2	3.59	18	17	5	1284	.896
2002.03	Tri-City	WHL	55	3129	207	1	3.97	16	34	2	1540	.882
2003.04	Tri-City	WHL	54	3023	134	1	2.66	23	21	7	1398	.913
2004.05	Colorado	CHL	44	2630	79	8	1.80	33	6	5	1197	.938
2005.06	Lowell	AHL	14	844	36	0	2.56	6	6	1	380	.913
	San Diego	ECHL	32	1797	84	1	2.81	14	12	3	846	.910
2006.07	Albany	AHL	54	3047	152	2	2.99	27	22	3	1448	.905
2007.08	Colorado	NHL	1	16	0	0	0.00	0	0	0	10	1.000
	Lake Erie	AHL	31	1769	98	2	3.32	9	19	1	917	.903
2008.09	Lake Erie	AHL	44	2559	105	8	2.46	21	20	2	1131	.915
2009.10	Lake Erie	AHL	43	2538	105	3	2.48	21	18	3	1086	.912

PLAYOFFS

SEASON	TEAM	LEA	GPI	W	L	MIN	GA	SO	GAA	PCT
2000.01	Tri City	WHL	5	300	14	0	2.80	1	4	.917
2003.04	Tri City	WHL	5	234	11	0	2.82	1	2	.906
2004.05	Colorado	CHL	13	744	32	1	2.58	8	4	.918
2005.06	San Diego	ECHL	4	251	15	0	3.59	0	4	.895
2006.07	Albany	AHL	5	294	17	0	3.47	1	4	.889



ACQUIRED

Signed as a free agent August 12, 2010.

DEFENCE SHOOTS RIGHT 6'2" 198 LBS DENVER, CO MAY, 24 1987

STATS

REGULAR SEASON

PLAYOFFS

SEASON	TEAM	LEA	GP	G	A	PTS	PIM	GP	G	A	PTS	PIM
2003.04	Spokane	WHL	67	4	4	8	16	4	0	0	0	0
2004.05	Spokane	WHL	71	2	14	16	36	-	-	-	-	-
2005.06	Spokane	WHL	72	2	19	21	44	-	-	-	-	-
	Albany	AHL	6	0	0	0	4	-	-	-	-	-
2006.07	Spokane	WHL	60	2	12	14	69	6	0	2	2	2
	Lowell	AHL	1	0	0	0	2	-	-	-	-	-
2007.08	Trenton	ECHL	8	0	1	1	10	-	-	-	-	-
	Lowell	AHL	66	0	6	6	47	-	-	-	-	-
2008.09	Arizona	CHL	20	0	3	3	20	-	-	-	-	-
	San Antonio	AHL	36	2	0	2	30	-	-	-	-	-
2009.10	San Antonio	AHL	72	2	7	9	105	-	-	-	-	-

ACQUIRED

Signed as a free agent August 4, 2010.







REVIEW

DEFENCEMEN

PLAYER	POS	HT	WT	HOMETOWN	DATE	2009.10 CLUB	GP	G	A	PTS	PIM
41 Alberts, Andrew	D	6'5"	209	Minneapolis, MN	June 30, 1981	Carolina	62	2	8	10	74
						Vancouver	14	1	1	2	13
4 Ballard, Keith	D	5'11"	206	Baudette, MN	Nov. 26, 1982	Florida	82	8	20	28	88
44 Baumgartner, Nolan	D	6'2"	196	Calgary, AB	Mar. 23, 1976	Manitoba	37	3	9	12	22
						Vancouver	12	1	1	2	2
3 Bieksa, Kevin	D	6'0"	199	Grimsby, ON	June 16, 1981	Vancouver	55	3	19	22	85
61 Connaughton, Kevin	D	6'7"	196	Edmonton, AB	Feb. 23, 1990	Vancouver	69	24	48	72	107
23 Edler, Alexander	D	6'4"	209	Ostersund, SWE	Apr. 21, 1986	Vancouver	76	5	37	42	40
5 Ehrhoff, Christian	D	6'2"	201	Moers, GER	Jul. 6, 1982	Vancouver	80	14	30	44	42
52 Ellington, Taylor	D	6'0"	205	Victoria, BC	Oct. 31, 1988	Victoria	48	3	11	14	49
						Manitoba	19	1	3	4	9
72 Fischer, David*	D	6'4"	207	Apple Valley, MN	Feb. 19, 1988	U. of Minnesota	39	2	4	6	28
73 Fredheim, Kris*	D	6'2"	183	Campbell River, BC	Feb. 23, 1987	Colorado	36	4	12	16	46
2 Hamhuis, Dan	D	6'0"	202	Smithers, BC	Dec. 13, 1982	Nashville	78	5	19	24	49
65 Hannay, Sawyer	D	6'4"	194	Moncton, NB	Sept. 6, 1992	Halifax	54	1	5	6	158
64 Oberg, Evan	D	6'0"	177	Forestburg, AB	Feb. 16, 1988	Manitoba	70	3	23	26	64
						Vancouver	2	0	0	0	0
55 O'Brien, Shane	D	6'3"	230	Port Hope, ON	Aug. 9, 1983	Vancouver	76	0	10	10	196
63 Polasek, Adam	D	6'3"	190	Ostrava, CZE	July 12, 1991	PEI	66	13	28	41	91
67 Ramsey, Travis	D	6'4"	211	Lakewood, CA	April 16, 1983	Manitoba	80	2	14	16	87
29 Rome, Aaron	D	6'1"	217	Brandon, MB	Sept. 27, 1983	Vancouver	49	0	4	4	24
6 Salo, Sami	D	6'3"	215	Turku, FIN	Sept. 2, 1974	Vancouver	68	9	19	28	18
47 Sauve, Yann	D	6'3"	220	Montreal, QC	Feb. 18, 1990	Saint John	61	7	29	36	65
57 Sweatt, Lee	D	5'9"	194	Elburn, IL	Aug. 13, 1985	Riga	37	2	5	7	18
						TPS Turku	21	9	7	16	8
68 Tanev, Chris	D	6'2"	199	Toronto, ON	Dec. 20, 1989	RIT	41	10	18	28	4
45 Zimmerman, Sean	D	6'2"	198	Denver, CO	May 24, 1987	San Antonio	72	2	7	9	105

GOALTENDERS

PLAYER	HT	WT	HOMETOWN	DATE	2008.09 CLUB	GPI	W	L	T/OT	MIN	GA	SO	AVG
75 Houser, Michael*	6'2"	188	Wexford, MI	Sept. 13, 1992	London	25	17	4	1	1450	75	0	3.10
76 Lack, Eddie	6'4"	187	Norrtilje, SWE	Jan. 5, 1988	Brynäs	14	-	-	-	809	36	0	2.67
					Brynäs J20	6	-	-	-	359	21	0	3.51
1 Luongo, Roberto	6'3"	208	Montreal, QC	Apr. 4, 1979	Vancouver	68	40	22	4	3899	167	4	2.57
31 Shantz, David	6'1"	207	Burlington, ON	May 5, 1986	Abbotsford	30	15	10	4	1813	83	1	2.75
					Victoria	11	5	4	1	645	31	1	2.88
35 Schneider, Cory	6'2"	194	Marblehead, MA	Mar. 18, 1986	Manitoba	57	35	23	2	3557	149	4	2.51
					Vancouver	2	0	1	0	79	5	0	3.81
30 Weiman, Tyler	5'11"	197	Saskatoon, SK	June 5, 1984	Lake Erie	43	21	18	3	2538	105	3	2.48

*Player is unsigned or undrafted by Vancouver

FORWARDS

PLAYER	POS	HT	WT	HOMETOWN	DATE	2009.10 CLUB	GP	G	A	PTS	PIM
71 Anthony, Steven	LW	61"	195	Halifax, NS	Mar. 12, 1991	Saint John	61	18	23	41	28
62 Bliznak, Mario	C	60"	190	Trencin, SVK	Mar. 6, 1987	Manitoba	76	13	15	28	40
						Vancouver	2	0	0	0	0
49 Bolduc, Alex	C	63"	198	Montreal, QC	June 26, 1985	Manitoba	13	2	1	3	20
						Vancouver	15	0	0	0	13
14 Burrows, Alex	LW	61"	199	Pincourt, QC	Apr. 11, 1981	Vancouver	82	35	32	67	121
67 Clark, Kevin*	RW	58"	160	Winnipeg, MB	Dec. 29, 1987	U. of Alaska	36	23	14	37	89
						Manitoba	9	2	1	3	6
34 Desbiens, Guillaume	W	63"	207	Paspebiac, QC	Apr. 20, 1985	Manitoba	67	19	15	34	144
						Vancouver	1	0	0	0	2
50 Fraser, Matt*	LW	62"	207	Red Deer, AB	May 20, 1990	Kootenay	65	32	24	56	117
56 Friesen, Alex	C	59"	191	St. Catharines, ON	Jan. 30, 1991	Niagara	60	23	37	60	94
						Peoria	2	0	0	0	0
43 Gendur, Dan	RW	511"	190	Vancouver, BC	May 21, 1987	Johnstown	21	2	6	8	8
						Victoria	8	0	4	4	6
15 Glass, Tanner	LW	61"	204	Craven, Sask.	Nov. 29, 1983	Vancouver	67	4	7	11	115
36 Hansen, Jannik	RW	61"	192	Harlev, DEN	Mar. 15, 1986	Vancouver	47	9	6	15	18
58 Henry, James*	LW	58"	180	Winnipeg, MB	Mar. 11, 1991	Vancouver	71	21	38	59	128
39 Hodgson, Cody	C	60"	185	Markham, ON	Feb. 18, 1990	Brampton	13	8	12	20	9
24 Hordichuk, Darcy	LW	62"	205	Kamsack, SK	Aug. 10, 1980	Vancouver	56	1	1	2	142
59 Jordan, Taylor*	LW	66"	200	Wynyard, SK	Feb. 8, 1990	Portland	62	2	4	6	131
17 Kesler, Ryan	C	62"	204	Livonia, MI	Aug. 31, 1984	Vancouver	82	25	50	75	104
27 Malhotra, Manny	C	62"	208	Mississauga, ON	May 18, 1980	San Jose	71	14	19	33	41
60 Morin, Pierre-Olivier*	LW	511"	162	Trois-Rivieres, QC	Apr. 23, 1991	Lewiston	67	20	45	65	75
7 Morrison, Brendan	C	511"	185	Pitt Meadows, BC	Aug. 15, 1975	Washington	74	12	30	42	40
38 Oreskovich, Victor	RW	63"	219	Whitby, ON	Aug. 15, 1986	Florida	50	2	4	6	26
						Rochester	34	6	9	15	18
32 Perrault, Joel	C	62"	207	Montreal, QC	Apr. 6, 1983	Phoenix	2	1	0	1	0
						San Antonio	47	17	19	36	38
53 Rai, Prab	LW	511"	191	Surrey, BC	Nov. 22, 1989	Seattle	67	41	28	69	20
21 Raymond, Mason	LW	60"	185	Cochrane, AB	Sept. 17, 1985	Vancouver	82	25	28	53	48
46 Rosa, Marco	C	60"	190	Whitby, ON	Jan. 15, 1982	Manitoba	80	22	33	55	32
37 Rypien, Rick	C	511"	192	Coleman, AB	May 16, 1984	Vancouver	69	4	4	8	126
26 Samuelsson, Mikael	RW	61"	217	Mariefred, SWE	Dec. 23, 1976	Vancouver	74	30	23	53	64
18 Schaefer, Peter	LW	511"	194	Yellow Grass, SK	July 12, 1977	—	—	—	—	—	—
48 Schneider, Stefan	C	64"	206	Vernon, BC	Dec. 13, 1989	Portland	72	12	11	23	42
40 Schroeder, Jordan	C	59"	180	Prior Lake, MN	Sept. 29, 1990	U. of Minnesota	37	9	19	28	14
						Manitoba	11	4	5	9	0
22 Sedin, Daniel	LW	61"	181	Ornskoldsvik, SWE	Sept. 26, 1980	Vancouver	63	29	56	85	28
33 Sedin, Henrik	C	62"	183	Ornskoldsvik, SWE	Sept. 26, 1980	Vancouver	82	29	83	112	48
25 Shirokov, Sergei	W	511"	199	Moscow, RUS	Mar. 10, 1986	Manitoba	76	22	23	45	32
						Vancouver	6	0	0	0	2
69 Smith, Brad*	C	63"	192	Summerside, PEI	April 14, 1988	SMU	28	6	6	12	28
42 Sweatt, Bill	LW	60"	180	Elburn, IL	Sept. 21, 1988	Colorado College	39	15	18	33	18
10 Tambellini, Jeff	LW	511"	179	Calgary, AB	Apr. 13, 1984	NY Islanders	36	7	7	14	14
51 Tochkin, Kellan	RW	59"	170	Abbotsford, BC	Feb. 15, 1991	Everett	72	28	40	68	64
13 Torres, Raffi	LW	60"	215	Toronto, ON	Oct. 8, 1981	Columbus	60	19	12	31	32
						Buffalo	14	0	5	5	2
54 Volpatti, Aaron	F	61"	185	Revelstoke, BC	May 30, 1985	Brown University	37	17	15	32	115
						Manitoba	8	1	1	2	17
70 Weller, Shawn	LW	62"	200	Glens Falls, NY	July 8, 1986	Bakersfield	42	18	28	46	55
						Abbotsford	31	8	4	12	19

*Player is unsigned or undrafted by Vancouver

POS	NO	PLAYER	GP	AVG TOI	G	A	PTS	+/-	PIM	PP	SH	GW	S	PCTG
C	33	Henrik Sedin	82	19:41	29	83	112	35	48	4	2	5	166	17.5
LW	22	Daniel Sedin	63	19:08	29	56	85	36	28	8	0	8	225	12.9
C	17	Ryan Kesler	82	19:37	25	50	75	1	104	12	1	5	214	11.7
LW	14	Alex Burrows	82	17:51	35	32	67	34	121	4	5	3	209	16.7
RW	26	Mikael Samuelsson	74	17:10	30	23	53	10	64	7	0	4	219	13.7
LW	21	Mason Raymond	82	17:19	25	28	53	E	48	8	0	4	217	11.5
D	5	Christian Ehrhoff	80	22:47	14	30	44	36	42	6	0	3	181	7.7
D	23	Alex Edler	76	22:38	5	37	42	E	40	2	0	0	161	3.1
D	6	Sami Salo	68	20:40	9	19	28	14	18	6	0	3	119	7.6
C	42	Kyle Wellwood	75	13:51	14	11	25	6	12	3	0	2	98	14.3
RW	18	Steve Bernier	59	14:10	11	11	22	E	21	3	0	0	95	11.6
D	3	Kevin Bieksa	55	21:49	3	19	22	-5	85	1	0	0	95	3.2
RW	38	Pavol Demitra	28	16:12	3	13	16	3	0	1	0	0	53	5.7
RW	36	Jannik Hansen	47	12:20	9	6	15	-5	18	0	1	3	67	13.4
D	8	Willie Mitchell	48	22:36	4	8	12	13	48	0	0	1	47	8.5
RW	40	Michael Grabner*	20	13:54	5	6	11	2	8	2	0	1	63	7.9
LW	15	Tanner Glass	67	10:28	4	7	11	5	115	0	0	0	52	7.7
C	37	Rick Rypien	69	7:14	4	4	8	-3	126	0	0	1	61	6.6
D	55	Shane O'Brien	65	17:00	2	6	8	15	79	0	0	0	37	5.4
C	10	Ryan Johnson	58	10:37	1	4	5	-4	12	0	0	1	19	5.3
D	27	Mathieu Schneider	17	15:14	2	3	5	E	12	1	0	0	14	14.3
D	29	Aaron Rome	49	15:10	0	4	4	-2	24	0	0	0	49	0.0
LW	13	Matt Pettinger	9	10:45	1	2	3	3	6	0	0	0	8	12.5
D	44	Nolan Baumgartner	12	14:12	1	1	2	7	2	0	0	0	12	8.3
D	41	Andrew Alberts**	14	16:45	1	1	2	-1	13	0	0	0	12	8.3
LW	24	Darcy Hordichuk	56	6:01	1	1	2	-7	142	0	0	0	21	4.8
D	34	Brad Lukowich	13	11:13	1	1	2	5	4	0	0	1	1	100.0
RW	25	Sergei Shirokov*	6	12:49	0	0	0	-4	2	0	0	0	4	0.0
C	62	Mario Bliznak*	2	8:31	0	0	0	-2	0	0	0	0	1	0.0
C	49	Alex Bolduc*	15	9:58	0	0	0	-3	13	0	0	0	14	0.0
RW	20	Guillaume Desbiens*	1	9:25	0	0	0	E	2	0	0	0	0	0.0
D	64	Evan Oberg*	2	6:17	0	0	0	E	0	0	0	0	0	0.0

GOALTENDING

NO	GOALTENDER	GPI	MINS	AVG	W	L	OT	SO	GA	SA	SV%	G	A	PIM
1	Roberto Luongo	68	3899	2.57	40	22	4	4	167	1915	.913	0	0	0
30	Andrew Raycroft	21	967	2.42	9	5	1	1	39	438	.911	0	0	4
35	Cory Schneider*	2	79	3.80	0	1	0	0	5	59	.915	0	0	0

*Indicates rookie year

**Scoring summary includes Vancouver totals only

	HOME						ROAD						OVERALL					
PLAYER	GP	G	A	PTS	+/-	PIM	GP	G	A	PTS	+/-	PIM	GP	G	A	PTS	+/-	PIM
Andrew Alberts**	7	0	0	0	-1	2	7	1	1	2	E	11	14	1	1	2	-1	13
Nolan Baumgartner	4	0	0	0	2	2	8	1	1	2	5	0	12	1	1	2	7	2
Steve Bernier	31	5	9	14	6	15	28	6	2	8	-6	6	59	11	11	22	E	21
Kevin Bieksa	32	2	14	16	4	32	23	1	5	6	-9	53	55	3	19	22	-5	85
Mario Bliznak	1	0	0	0	E	0	1	0	0	0	-2	0	2	0	0	0	-2	0
Alex Bolduc	8	0	0	0	-3	8	7	0	0	0	E	5	15	0	0	0	-3	13
Alex Burrows	41	19	20	39	32	48	41	16	12	28	2	73	82	35	32	67	34	121
Pavol Demitra	13	0	4	4	-2	0	15	3	9	12	5	0	28	3	13	16	3	0
Guillaume Desbiens	1	0	0	0	E	2	-	-	-	-	-	-	1	0	0	0	E	2
Alex Edler	35	3	20	23	1	10	41	2	17	19	-1	30	76	5	37	42	E	40
Christian Ehrhoff	40	9	15	24	25	16	40	5	15	20	11	26	80	14	30	44	36	42
Tanner Glass	31	3	2	5	4	39	36	1	5	6	1	76	67	4	7	11	5	115
Michael Grabner	10	1	3	4	1	6	10	4	3	7	1	2	20	5	6	11	2	8
Jannik Hansen	25	2	5	7	E	8	22	7	1	8	-5	10	47	9	6	15	-5	18
Darcy Hordichuk	31	0	1	1	-2	48	25	1	0	1	-5	94	56	1	1	2	-7	142
Ryan Johnson	31	1	0	1	-5	8	27	0	4	4	1	4	58	1	4	5	-4	12
Ryan Kesler	41	15	28	43	13	63	41	10	22	32	-12	41	82	25	50	75	1	104
Brad Lukowich	7	1	1	2	7	0	6	0	0	0	-2	4	13	1	1	2	5	4
Willie Mitchell	27	3	4	7	12	18	21	1	4	5	1	30	48	4	8	12	13	48
Shane O'Brien	30	2	6	8	16	41	35	0	0	0	-1	38	65	2	6	8	15	79
Evan Oberg	2	0	0	0	E	0	-	-	-	-	-	-	2	0	0	0	E	0
Matt Pettinger	3	0	1	1	1	0	6	1	1	2	2	6	9	1	2	3	3	6
Mason Raymond	41	15	17	32	11	28	41	10	11	21	-11	20	82	25	28	53	E	48
Aaron Rome	20	0	0	0	3	6	29	0	4	4	-5	18	49	0	4	4	-2	24
Rick Rypien	32	3	3	6	5	64	37	1	1	2	-8	62	69	4	4	8	-3	126
Sami Salo	32	5	12	17	18	16	36	4	7	11	-4	2	68	9	19	28	14	18
Mikael Samuelsson	37	14	13	27	11	26	37	16	10	26	-1	38	74	30	23	53	10	64
Mathieu Schneider	12	1	2	3	3	8	5	1	1	2	-3	4	17	2	3	5	E	12
Daniel Sedin	33	19	32	51	28	16	30	10	24	34	8	12	63	29	56	85	36	28
Henrik Sedin	41	19	47	66	30	28	41	10	36	46	5	20	82	29	83	112	35	48
Sergei Shirokov	3	0	0	0	-3	0	3	0	0	0	-1	2	6	0	0	0	-4	2
Kyle Wellwood	36	6	6	12	3	8	39	8	5	13	3	4	75	14	11	25	6	12

**Scoring summary includes Vancouver totals only

2009.10 SPECIAL TEAMS SCORING

POWER PLAY	G	A	PTS
Henrik Sedin	4	23	27
Ryan Kesler	12	14	26
Christian Ehrhoff	6	17	23
Daniel Sedin	8	13	21
Alex Edler	2	17	19
Mason Raymond	8	10	18
Mikael Samuelsson	7	7	14
Sami Salo	6	7	13
Pavol Demitra	1	7	8
Kevin Bieksa	1	6	7
Alex Burrows	4	2	6
Kyle Wellwood	3	2	5
Michael Grabner	2	3	5
Steve Bernier	3	1	4
Mathieu Schneider	1	1	2

SHORTHANDED	G	A	PTS
Alex Burrows	5	2	7
Ryan Kesler	1	2	3
Henrik Sedin	2	0	2
Sami Salo	0	2	2
Jannik Hansen	1	0	1
Willie Mitchell	0	1	1
Shane O'Brien	0	1	1

2009.10 VANCOUVER CANUCKS FINAL TEAM NOTES

Overall record	49-28-5
Home record	30-8-3
Road record	19-20-2
Last 5 games	3-1-1
Last 10 games	5-4-1
Overt me record (this season)	8-5
Overt me record (all-t me)	116-102-219
Shootout record (this season)	4-4
Shootout record (all-t me)	22-28
1-goal game record	17-8-5
2-goal game record	9-12
3-goal game record	23-8
Scoring first	31-7-1
Opponent scoring first	18-21-4
Leading after 1 period	26-4-1
Trailing after 1 period	10-17-1
Tied after 1 period	13-7-3
Leading after 2 periods	32-1-0
Trailing after 2 periods	11-21-3
Tied after 2 periods	6-6-2
Outshooting opponents	24-21-3
Outshot by opponents	23-7-2
Even shots	2-0-0
vs Western Conference	36-23-5
vs Central	10-9-1
vs Pacific	11-7-2
vs Northwest	15-7-2
vs Eastern Conference	13-5-0
vs Northeast	6-2-0
vs Atlantic	4-1-0
vs Southeast	3-2-0

MONTH BY MONTH RECORD

	W-L-O	POINTS
October	7-7-0	14
November	7-5-0	14
December	10-4-1	21
January	10-2-1	21
February	3-4-0	6
March	9-4-2	20
April	3-2-1	7
Totals	49-28-5	103

Goals By Period	1	2	3	OT	SO	T	Avg
CANUCKS	87	76	101	4	4	272	3.22
Opponents	85	71	61	1	4	222	2.66

Shots By Period	1	2	3	OT	T	Avg
CANUCKS	852	826	825	31	2534	30.9
Opponents	777	822	793	27	2419	29.5

Power Play	G	ATT	PCT
Overall	68	325	20.9% (6th NHL)
Home	38	158	24.0% (3rd NHL)
Road	30	167	18.0% (11th NHL)
6 SHORTHANDED GOALS ALLOWED (T-11th NHL)			

Penalty Killing	G	TSH	PCT
Overall	59	320	81.6% (18th NHL)
Home	21	150	86.0% (4th NHL)
Road	38	170	77.6% (23rd NHL)
9 SHORTHANDED GOALS SCORED (T-2nd NHL)			

Penalties	GP	MIN	AVG
	82	1269	15.5/game (26th NHL)

SITUATIONAL GOALS FOR & AGAINST

	For	Against
5 on 5	174	140
5 on 4	59	6
5 on 3	5	0
4 on 4	5	6
4 on 3	5	0
3 on 3	0	0
3 on 4	0	2
3 on 5	0	1
4 on 5	9	56
Empty net	11	7
Penalty shot	0	0
Shootout goal	4	4
OT goal	4	1
Totals	272	222

INDIVIDUAL LEADERS

Points	H. Sedin (112), D. Sedin (85), Kesler (75)
Goals	Burrows (35), Samuelsson (30), H. Sedin (29), D. Sedin (29)
Assists	H. Sedin (83), D. Sedin (56), Kesler (50)
PPG	Kesler (12), D. Sedin (8), Raymond (8)
SHG	Burrows (5), H. Sedin (2), Kesler (1), Hansen (1)
GWG	D. Sedin (8), Kesler (5), H. Sedin (5)
3+ goals	Burrows (2), D. Sedin (2), H. Sedin, Samuelsson, Raymond, Grabner
PIM	Hordichuk (142), Rypien (126), Burrows (121)
Shots	D. Sedin (225), Samuelsson (219), Raymond (217)
Plus/Minus	D. Sedin (+36), Ehrhoff (+36), H. Sedin (+35)

GOALTENDERS

	GPI	MIN	GA	AVG	W	L	OT
Roberto Luongo	68	3899	167	2.57	40	22	4
Andrew Raycroft	21	967	39	2.42	9	5	1
Cory Schneider	2	79	5	3.80	0	1	0

#	DATE	OPP	RES	SCORE	W	L	O	SF	SA	SCORER	WIN	LOSS/OT	ATTENDANCE
1	Oct 1	A CGY	L	3-5	0	1	0	42	23	Prust	Kiprusoff	Luongo	19,289
2	Oct 3	A COL	L	0-3	0	2	0	35	27	Wolski	Anderson	Luongo	13,416
3	Oct 5	H CBJ	L	3-5	0	3	0	43	24	Filatov	Mason	Luongo	18,810
4	Oct 7	H MTL	W	7-1	1	3	0	35	28	Raymond	Luongo	Price	18,810
5	Oct 11	H DAL	W (SO)	4-3	2	3	0	25	35	Wellwood (GDG)	Luongo	Turco (OT)	18,810
6	Oct 16	A CGY	L	3-5	2	4	0	29	24	Boyd	Kiprusoff	Luongo	19,289
7	Oct 17	H MIN	W	2-1	3	4	0	39	18	Samuelsson	Luongo	Backstrom	18,810
8	Oct 19	A EDM	L	1-2	3	5	0	40	29	Gagner	Khabibulin	Luongo	16,839
9	Oct 21	A CHI	W	3-2	4	5	0	31	20	Samuelsson	Luongo	Niemi	20,077
10	Oct 24	H TOR	W	3-1	5	5	0	25	36	Kesler	Luongo	MacDonald	18,810
11	Oct 25	H EDM	W	2-0	6	5	0	29	27	Grabner	Luongo	Deslauriers	18,810
12	Oct 27	H DET	L	4-5	6	6	0	26	42	Williams	Howard	Luongo	18,810
13	Oct 29	A LA	W (SO)	2-1	7	6	0	15	31	Samuelsson (GDG)	Raycroft	Quick (OT)	16,838
14	Oct 30	A ANA	L	2-7	7	7	0	38	34	Brown	Hiller	Raycroft	14,756
15	Nov 1	H COL	W	3-0	8	7	0	20	18	Raymond	Raycroft	Anderson	18,810
16	Nov 3	H NYR	W	4-1	9	7	0	30	23	Rypien	Raycroft	Lundqvist	18,810
17	Nov 5	A MIN	W	5-2	10	7	0	22	30	H. Sedin	Raycroft	Backstrom	18,105
18	Nov 6	A DAL	L	1-2	10	8	0	33	47	Morrow	Turco	Schneider	17,235
19	Nov 10	A STL	L	1-6	10	9	0	23	30	Perron	Mason	Raycroft	17,175
20	Nov 12	A DET	L	1-3	10	10	0	32	29	Zetterberg	Howard	Luongo	20,066
21	Nov 14	A COL	W	8-2	11	10	0	30	34	Hansen	Luongo	Anderson	15,823
22	Nov 20	H COL	W	5-2	12	10	0	27	24	H. Sedin	Luongo	Anderson	18,810
23	Nov 22	H CHI	L	0-1	12	11	0	30	17	Bickell	Niemi	Luongo	18,810
24	Nov 26	H LA	W	4-1	13	11	0	34	32	H. Sedin	Luongo	Quick	18,810
25	Nov 28	H EDM	W	7-3	14	11	0	35	34	D. Sedin	Luongo	Deslauriers	18,810
26	Nov 29	H SJ	L	2-4	14	12	0	27	30	Malhotra	Nabokov	Luongo	18,810
27	Dec 2	A NJ	W	5-2	15	12	0	26	29	D. Sedin	Luongo	Brodeur	13,586
28	Dec 3	A PHI	W	3-0	16	12	0	29	38	Mitchell	Luongo	Boucher	18,892
29	Dec 5	A CAR	L	3-5	16	13	0	36	28	Cole	Legace	Raycroft	14,990
30	Dec 8	A NSH	L	2-4	16	14	0	36	26	Hornqvist	Rinne	Luongo	12,565
31	Dec 10	H ATL	W	4-2	17	14	0	38	24	D. Sedin	Luongo	Pavelec	18,810
32	Dec 12	H MIN	W	4-3	18	14	0	29	41	Kesler	Luongo	Harding	18,810
33	Dec 14	H LA	W	3-1	19	14	0	28	25	Salo	Luongo	Quick	18,810
34	Dec 16	H ANA	L	2-3	19	15	0	30	34	Koivu	Hiller	Luongo	18,810
35	Dec 18	H WSH	W	3-2	20	15	0	20	27	Raymond	Luongo	Theodore	18,810
36	Dec 20	H STL	L	1-3	20	16	0	30	26	Backes	Conklin	Luongo	18,810
37	Dec 22	H NSH	W	4-1	21	16	0	36	21	D. Sedin	Luongo	Ellis	18,810
38	Dec 26	H EDM	W	4-1	22	16	0	28	25	Kesler	Luongo	Deslauriers	18,810
39	Dec 27	A CGY	W	5-1	23	16	0	29	30	Wellwood	Luongo	Kiprusoff	19,289
40	Dec 29	A PHX	O (SO)	2-3	23	16	1	30	25	Korpikoski (GDG)	LaBarbera	Luongo (OT)	13,976
41	Dec 31	A STL	W (OT)	4-3	24	16	1	30	25	Ehrhoff	Luongo	Mason (OT)	19,150

#	DATE	OPP	RES	SCORE	W	L	O	SF	SA	SCORER	WIN	LOSS/OT	ATTENDANCE
42	Jan 2	A DAL	W	3-1	25	16	1	27	32	D. Sedin	Luongo	Turco	17,059
43	Jan 5	H CBJ	W	7-3	26	16	1	24	32	H. Sedin	Luongo	Mason	18,810
44	Jan 7	H PHX	W	4-0	27	16	1	24	31	Burrows	Luongo	Bryzgalov	18,810
45	Jan 9	H CGY	O (SO)	2-3	27	16	2	21	40	Lundmark (GDG)	Kiprusoff	Luongo (OT)	18,810
46	Jan 11	H NSH	L	2-3	27	17	2	32	25	Weber	Ellis	Luongo	18,810
47	Jan 13	A MIN	L	2-5	27	18	2	31	22	Miettinen	Backstrom	Luongo	18,356
48	Jan 16	H PIT	W	6-2	28	18	2	27	24	Samuelsson	Luongo	Curry	18,810
49	Jan 20	A EDM	W (OT)	3-2	29	18	2	29	33	D. Sedin	Luongo	Dubnyk (OT)	16,839
50	Jan 21	H DAL	W	4-3	30	18	2	23	23	Wellwood	Luongo	Auld	18,810
51	Jan 23	H CHI	W	5-1	31	18	2	28	44	H. Sedin	Luongo	Niemi	18,810
52	Jan 25	H BUF	W	3-2	32	18	2	25	32	Lukowich	Luongo	Miller	18,810
53	Jan 27	H STL	W	3-2	33	18	2	34	27	Ehrhoff	Luongo	Conklin	18,810
54	Jan 30	A TOR	W	5-3	34	18	2	36	21	D. Sedin	Raycroft	Toskala	19,534
55	Feb 2	A MTL	L	2-3	34	19	2	47	28	Plekanec	Halak	Luongo	21,273
56	Feb 4	A OTT	L	1-3	34	20	2	30	21	Spezza	Elliott	Raycroft	18,803
57	Feb 6	A BOS	W (SO)	3-2	35	20	2	31	43	Demitra (GDG)	Luongo	Rask (OT)	17,565
58	Feb 9	A TB	L	1-3	35	21	2	40	19	St. Louis	Niittymaki	Luongo	14,226
59	Feb 11	A FLA	W	3-0	36	21	2	35	31	Burrows	Luongo	Vokoun	13,787
60	Feb 12	A CBJ	W	4-3	37	21	2	35	35	Samuelsson	Raycroft	Mason	16,564
61	Feb 14	A MIN	L	2-6	37	22	2	29	41	Zidlicky	Backstrom	Luongo	19,342
62	Mar 2	A CBJ	W (OT)	4-3	38	22	2	31	30	Ehrhoff	Raycroft	Mason (OT)	14,513
63	Mar 3	A DET	W	6-3	39	22	2	33	31	Salo	Luongo	Howard	19,536
64	Mar 5	A CHI	L	3-6	39	23	2	23	24	Versteeg	Huet	Luongo	22,235
65	Mar 7	A NSH	W	4-2	40	23	2	28	35	Hansen	Luongo	Rinne	16,096
66	Mar 9	A COL	W	6-4	41	23	2	32	27	Hansen	Luongo	Anderson	12,861
67	Mar 10	A PHX	O (SO)	3-4	41	23	3	39	34	Aucoin (GDG)	Bryzgalov	Raycroft (OT)	15,883
68	Mar 13	H OTT	W	5-1	42	23	3	35	14	Burrows	Luongo	Leclaire	18,810
69	Mar 14	H CGY	W	3-1	43	23	3	28	33	Kesler	Luongo	Kiprusoff	18,810
70	Mar 16	H NYI	L	2-5	43	24	3	37	20	Moulson	Roloson	Luongo	18,810
71	Mar 18	H SJ	W	3-2	44	24	3	26	34	Johnson	Luongo	Nabokov	18,810
72	Mar 20	H DET	O (OT)	3-4	44	24	4	32	54	Zetterberg	Howard	Luongo (OT)	18,810
73	Mar 23	A EDM	L	2-3	44	25	4	33	22	Cogliano	Deslauriers	Luongo	16,839
74	Mar 24	H ANA	W	4-1	45	25	4	30	31	D. Sedin	Raycroft	Hiller	18,810
75	Mar 27	A SJ	L	2-4	45	26	4	37	30	Pavelski	Nabokov	Luongo	17,562
76	Mar 30	H PHX	W	4-1	46	26	4	29	33	Raymond	Luongo	Bryzgalov	18,810
77	Apr 1	A LA	L	3-8	46	27	4	30	29	Stoll	Bernier	Luongo	18,118
78	Apr 2	A ANA	W (SO)	5-4	47	27	4	40	34	Demitra (GDG)	Raycroft	McElhinney (OT)	16,534
79	Apr 4	H MIN	W (OT)	4-3	48	27	4	40	27	Salo	Luongo	Backstrom	18,810
80	Apr 6	H COL	O (SO)	3-4	48	27	5	32	31	Duchene (GDG)	Anderson	Luongo (OT)	18,810
81	Apr 8	A SJ	L	2-4	48	28	5	32	31	Thornton	Nabokov	Raycroft	17,562
82	Apr 10	H CGY	W	7-3	49	28	5	29	41	Kesler	Luongo	Kiprusoff	18,810

OVERALL RECORD: 49-28-5

HOME RECORD: 30-8-3

ROAD RECORD: 19-20-2

HOME ATTENDANCE

TOTAL: 771,210

AVERAGE: 18,810 (41 SELLOUTS)



OPPONENTS

WESTERN CONFERENCE

CANUCKS ALL-TIME RECORD VS WESTERN CONFERENCE OPPONENTS

OPP	HOME							ROAD							OVERALL						
	GP	W	L	T/OT	GF	GA	PTS	GP	W	L	T/OT	GF	GA	PTS	GP	W	L	T/OT	GF	GA	PTS
ANA	36	20	13	3	116	88	43	35	16	11	8	105	100	40	71	36	24	11	221	188	83
CGY	117	47	49	21	402	377	115	116	35	66	15	334	442	85	233	82	115	36	736	819	200
CHI	82	42	25	15	247	227	99	81	24	48	9	195	292	57	163	66	73	24	442	519	156
COL	65	26	27	12	208	236	64	65	24	30	11	184	215	59	130	50	57	23	392	451	123
CBJ	18	12	3	3	71	51	27	18	9	6	3	60	47	21	36	21	9	6	131	98	48
DAL	81	38	31	12	282	241	88	81	25	42	14	232	283	64	162	63	73	26	514	524	152
DET	75	33	31	11	266	240	77	76	22	44	10	220	304	54	151	55	75	21	486	544	131
EDM	100	43	42	15	355	366	101	99	33	54	12	308	403	78	199	76	96	27	663	769	179
LA	107	56	33	18	398	325	130	109	37	55	17	336	420	91	216	93	88	35	734	745	221
MIN	28	15	5	8	78	70	38	29	13	13	3	70	82	29	57	28	18	11	148	152	67
NSH	22	14	6	2	77	51	30	23	13	9	1	64	64	27	45	27	15	3	141	115	57
PHX	82	51	20	11	303	220	113	79	30	36	13	270	285	73	161	81	56	24	573	505	186
STL	82	36	37	9	81	242	257	81	25	47	9	228	301	59	163	61	84	18	470	558	140
SJ	42	22	15	5	142	116	49	44	19	19	6	126	131	44	86	41	34	11	268	247	93



CANUCKS ALL-TIME RECORD VS EASTERN CONFERENCE OPPONENTS

OPP	HOME							ROAD							OVERALL						
	GP	W	L	T/OT	GF	GA	PTS	GP	W	L	T/OT	GF	GA	PTS	GP	W	L	T/OT	GF	GA	PTS
ATL	5	3	1	1	17	9	7	5	3	1	1	17	16	7	10	6	2	2	34	25	14
BOS	53	17	27	9	171	212	43	54	8	38	8	127	221	24	107	25	65	17	298	433	67
BUF	54	27	16	11	200	165	65	54	18	27	9	157	195	45	108	45	43	20	357	360	110
CAR	32	16	10	6	113	87	38	31	12	14	5	104	102	29	63	28	24	11	217	189	67
FLA	11	5	1	5	34	25	15	10	5	3	2	33	25	12	21	10	4	7	67	50	27
MTL	58	17	33	8	163	207	42	56	11	40	5	141	250	27	114	28	73	13	304	457	69
NJ	49	28	10	11	183	135	67	51	24	21	6	164	156	54	100	52	31	17	347	291	121
NYI	49	24	22	3	160	160	51	49	12	25	12	138	177	36	98	36	47	15	298	337	87
NYR	53	17	33	3	170	205	37	56	13	38	5	148	242	31	109	30	71	8	318	447	68
OTT	14	8	5	1	44	29	17	13	6	6	1	32	30	13	27	14	11	2	76	59	30
PHI	53	10	30	13	148	214	33	56	18	36	2	167	238	38	109	28	66	15	315	452	71
PIT	52	24	23	5	187	191	53	52	12	33	7	178	230	31	104	36	56	12	365	421	84
TB	11	9	0	2	47	19	20	11	6	5	0	41	38	12	22	15	5	2	88	57	32
TOR	67	32	22	13	236	222	77	63	24	28	11	209	225	59	130	56	50	24	445	447	136
WSH	41	20	15	6	142	127	46	42	15	22	5	124	139	35	83	35	37	11	266	266	81



2009.10 SEASON SUMMARY

2 WINS

2 LOSSES

0 OT

AT VANCOUVER

Mar. 24/10	Canucks 4	Ducks 1
Dec. 16/09	Canucks 2	Ducks 3

AT ANAHEIM

Apr. 2/10	Canucks 5	Ducks 4 (SO)
Oct. 30/09	Canucks 2	Ducks 7

GOALS BY PERIOD	1st	2nd	3rd	OT	SO	TOTAL
CANUCKS	5	2	5	0	1	13
DUCKS	2	6	7	0	0	15

CANUCKS

Power Play: 2-15	13.3%	Penalty Killing: 12-18	66.7%
------------------	-------	------------------------	-------

CANUCKS	GP	G	A	P	+/-	PIM	PP	SH
Daniel Sedin	3	1	4	5	3	2	0	0
Christian Ehrhoff	4	1	3	4	1	2	1	0
Ryan Kesler	4	1	3	4	2	4	0	0
Henrik Sedin	4	1	3	4	1	2	0	0
Michael Grabner	3	3	0	3	2	0	0	0
Steve Bernier	2	2	0	2	-1	0	0	0
Jannik Hansen	3	1	1	2	2	4	0	0
Sami Salo	4	0	2	2	2	2	0	0
Alex Burrows	4	1	0	1	1	10	0	0
Mason Raymond	4	1	0	1	-2	2	1	0
Alex Edler	3	0	1	1	1	0	0	0
Tanner Glass	3	0	1	1	E	5	0	0
Aaron Rome	3	0	1	1	1	0	0	0
Willie Mitchell	2	0	1	1	-1	0	0	0
Pavol Demitra	1	0	1	1	3	0	0	0
Kevin Bieksa	4	0	0	0	-2	2	0	0
Rick Rypien	4	0	0	0	-3	0	0	0
Darcy Hordichuk	3	0	0	0	E	30	0	0
Ryan Johnson	3	0	0	0	2	0	0	0
Shane O'Brien	3	0	0	0	-2	7	0	0
Mikael Samuelsson	2	0	0	0	-3	2	0	0
Mathieu Schneider	2	0	0	0	-2	0	0	0
Kyle Wellwood	2	0	0	0	E	0	0	0
Andrew Alberts	1	0	0	0	2	2	0	0
Mario Bliznak	1	0	0	0	-2	0	0	0

CANUCKS	GPI	MIN	W-L-O	GA	SA	SV	GAA	SV%
Andrew Raycroft	3	165	2-1-0	9	87	78	3.28	.897
Roberto Luongo	1	59	0-1-0	3	34	31	3.06	.912
Cory Schneider	1	20	0-0-0	3	12	9	9.00	.750

ATTENDANCE GOALTENDER

18,810	Raycroft/Hiller	Daniel Sedin
18,810	Luongo/Hiller	Saku Koivu

ATTENDANCE GOALTENDER

16,534	Raycroft/McElhinney	Pavol Demitra
14,756	Raycroft, Schneider/Hiller	Mike Brown

SHOTS BY PERIOD	1st	2nd	3rd	OT	TOTAL
CANUCKS	37	37	62	2	138
DUCKS	49	39	44	1	133

DUCKS

Power Play: 6-18	33.3%	Penalty Killing: 13-15	86.7%
------------------	-------	------------------------	-------

DUCKS	GP	G	A	P	+/-	PIM	PP	SH
Saku Koivu	4	4	3	7	1	0	2	0
Bobby Ryan	4	3	2	5	-1	6	1	0
Teemu Selanne	3	2	2	4	2	0	2	0
Corey Perry	4	2	1	3	-3	2	1	0
Ryan Getzlaf	3	1	2	3	1	6	0	0
Scott Niedermayer	4	0	3	3	-2	0	0	0
James Wisniewski	2	0	3	3	3	0	0	0
Joffrey Lupul	1	1	1	2	1	0	0	0
Lubomir Visnovsky	2	0	2	2	-3	0	0	0
Ryan Carter	1	0	2	2	2	0	0	0
Dan Sexton	1	0	2	2	-1	0	0	0
Mike Brown	4	1	0	1	2	0	0	1
George Parros	4	1	0	1	1	30	0	0
Sheldon Brookbank	3	0	1	1	-2	9	0	0
Steve Eminger	3	0	1	1	E	4	0	0
Jason Blake	2	0	1	1	-1	0	0	0
Ryan Whitney	2	0	1	1	3	2	0	0
Kyle Calder	1	0	1	1	1	0	0	0
Matt Beleskey	4	0	0	0	-4	0	0	0
Todd Marchant	4	0	0	0	-3	2	0	0
Kyle Chipchura	3	0	0	0	E	5	0	0
Troy Bodie	2	0	0	0	-2	0	0	0
Nick Boynton	2	0	0	0	E	2	0	0
Brett Festerling	2	0	0	0	-2	2	0	0
Petteri Nokelainen	2	0	0	0	E	2	0	0
Aaron Ward	2	0	0	0	E	0	0	0
Nick Bonino	1	0	0	0	-1	0	0	0
Brendan Mikkelsen	1	0	0	0	1	0	0	0
Nathan Ostryck	1	0	0	0	E	2	0	0

DUCKS	GPI	MIN	W-L-O	GA	SA	SV	GAA	SV%
Jonas Hiller	3	179	2-1-0	7	97	90	2.35	.928
Curtis McElhinney	1	65	0-0-1	4	40	36	3.72	.900

LAST

Last Home Win:

Last Road Win:

Last Shutout:

Last Tie Game:

Last Shootout:

Last Hat Trick:

Most Goals:

Canucks in OT:

Canucks in SO:

VANCOUVER

Mar. 24/10 (4-1)

Apr. 2/10 (5-4 SO)

Nov. 27/07

Roberto Luongo (4-0)

Oct. 24/02 (2-2 @ VAN)

Apr. 2/10 (5-4 W @ ANA)

Michael Grabner

Apr. 2/10

8 - Mar. 24/00

VAN 8 vs ANA 1

2-2-12

2-1

ANAHEIM

Oct. 30/09 (7-2)

Dec. 16/09 (3-2)

Nov. 9/06

J-S. Giguere (6-0)

None

7 - Twice



2009.10 SEASON SUMMARY

1 WIN

0 LOSSES

0 OT

AT VANCOUVER

Dec. 10/09

Canucks 4

Thrashers 2

GOALS BY PERIOD

	1st	2nd	3rd	OT	TOTAL
CANUCKS	2	2	0	-	4
THRASHERS	1	1	0	-	2

CANUCKS

Power Play: 0-2 0.0% Penalty Killing: 3-4 75.0%

CANUCKS	GP	G	A	P	+/-	PIM	PP	SH
Daniel Sedin	1	3	0	3	2	0	0	0
Alex Burrows	1	0	2	2	1	0	0	0
Henrik Sedin	1	0	2	2	2	0	0	0
Mason Raymond	1	1	0	1	1	0	0	0
Steve Bernier	1	0	1	1	1	0	0	0
Kevin Bieksa	1	0	1	1	1	0	0	0
Shane O'Brien	1	0	1	1	2	0	0	0
Mikael Samuelsson	1	0	1	1	1	2	0	0
Christian Ehrhoff	1	0	0	0	E	0	0	0
Tanner Glass	1	0	0	0	E	5	0	0
Jannik Hansen	1	0	0	0	E	0	0	0
Darcy Hordichuk	1	0	0	0	E	0	0	0
Ryan Johnson	1	0	0	0	E	0	0	0
Ryan Kesler	1	0	0	0	1	2	0	0
Willie Mitchell	1	0	0	0	E	0	0	0
Rick Rypien	1	0	0	0	E	7	0	0
Sami Salo	1	0	0	0	2	0	0	0
Mathieu Schneider	1	0	0	0	1	4	0	0

CANUCKS	GPI	MIN	W-L-O	GA	SA	SV	GAA	SV%
Roberto Luongo	1	59	1-0-0	2	24	22	2.05	.917

LAST

Last Home Win:

Last Road Win:

Last Shutout:

Last Tie Game:

Last Shootout:

Last Hat Trick:

Most Goals:

Canucks in OT:

Canucks in SO:

VANCOUVER

Dec. 10/09 (4-2)

Oct. 16/08 (4-3 OT)

Feb. 25/03

Dan Cloutier (8-0)

Oct. 27/00 (1-1 @ ATL)

Jan. 2/09 (4-3 L @ ATL)

Daniel Sedin

Dec. 10/09

8 - Feb. 25/03

VAN 8 vs ATL 0

0-0-2

0-1

ATLANTA

Jan. 2/09 (4-3 SO)

Feb. 13/04 (4-1)

None

Dean Sylvester

Nov. 22/99

6 - Nov. 22/99

VAN 3 @ ATL 6

ATTENDANCE

18,810

GOALTENDER

Luongo/Pavelec

W GOAL

Daniel Sedin

SHOTS BY PERIOD

	1st	2nd	3rd	OT	TOTAL
CANUCKS	7	15	16	-	38
THRASHERS	11	6	7	-	24

THRASHERS

Power Play: 1-4 25.0% Penalty Killing: 2-2 100.0%

THRASHERS	GP	G	A	P	+/-	PIM	PP	SH
Rich Peverley	1	0	2	2	1	2	0	0
Nik Antropov	1	1	0	1	-2	0	1	0
Colby Armstrong	1	1	0	1	1	0	0	0
Zach Bogosian	1	0	1	1	-2	0	0	0
Ilya Kovalchuk	1	0	1	1	-2	12	0	0
Max m Afinogenov	1	0	0	0	-2	0	0	0
Tobias Enstrom	1	0	0	0	-2	0	0	0
Ron Hainsey	1	0	0	0	-1	0	0	0
Evander Kane	1	0	0	0	-1	0	0	0
Vyacheslav Kozlov	1	0	0	0	1	0	0	0
Pavel Kubina	1	0	0	0	-1	0	0	0
Bryan Little	1	0	0	0	-1	0	0	0
Marty Reasoner	1	0	0	0	-1	0	0	0
Christoph Schubert	1	0	0	0	E	0	0	0
J m Slater	1	0	0	0	-1	0	0	0
Chris Thorburn	1	0	0	0	-1	5	0	0
Boris Valabik	1	0	0	0	E	7	0	0
Todd White	1	0	0	0	-1	0	0	0

THRASHERS	GPI	MIN	W-L-O	GA	SA	SV	GAA	SV%
Ondrej Pavelec	1	59	0-1-0	4	38	34	4.05	.895



2009.10 SEASON SUMMARY

1 WIN

0 LOSSES

0 OT

AT BOSTON

Feb. 6/10

Canucks 3

Bruins 2 (SO)

GOALS BY PERIOD

	1st	2nd	3rd	OT	SO	TOTAL
CANUCKS	0	1	1	0	1	3
BRUINS	2	0	0	0	0	2

CANUCKS

Power Play: 0-5

0.0%

Penalty Killing: 4-6

66.7%

CANUCKS

	GP	G	A	P	+/-	PIM	PP	SH
Pavol Demitra	1	1	0	1	2	0	0	0
Mason Raymond	1	1	0	1	1	2	0	0
Tanner Glass	1	0	1	1	1	2	0	0
Ryan Kesler	1	0	1	1	1	0	0	0
Sami Salo	1	0	1	1	1	0	0	0
Nolan Baumgartner	1	0	0	0	E	0	0	0
Alex Burrows	1	0	0	0	E	0	0	0
Alex Edler	1	0	0	0	1	2	0	0
Christian Ehrhoff	1	0	0	0	1	0	0	0
Darcy Hordichuk	1	0	0	0	E	5	0	0
Ryan Johnson	1	0	0	0	E	0	0	0
Shane O'Brien	1	0	0	0	1	2	0	0
Aaron Rome	1	0	0	0	E	0	0	0
Rick Rypien	1	0	0	0	E	2	0	0
Mikael Samuelsson	1	0	0	0	E	0	0	0
Henrik Sedin	1	0	0	0	E	2	0	0
Daniel Sedin	1	0	0	0	E	0	0	0
Kyle Wellwood	1	0	0	0	1	0	0	0

CANUCKS

	GPI	MIN	W-L-O	GA	SA	SV	GAA	SV%
Roberto Luongo	1	65	1-0-0	2	43	41	1.85	.953

ATTENDANCE GOALTENDER

17,565

Luongo/Rask

W GOAL

Pavol Demitra

SHOTS BY PERIOD

	1st	2nd	3rd	OT	TOTAL
CANUCKS	7	5	18	1	31
BRUINS	13	12	11	7	43

BRUINS

Power Play: 2-6

33.3%

Penalty Killing: 5-5

100.0%

BRUINS

	GP	G	A	P	+/-	PIM	PP	SH
Marc Savard	1	0	2	2	-1	0	0	0
Zdeno Chara	1	1	0	1	E	2	1	0
Michael Ryder	1	1	0	1	-1	2	1	0
Patrice Bergeron	1	0	1	1	E	0	0	0
Marco Sturman	1	0	1	1	E	0	0	0
Steve Begin	1	0	0	0	E	0	0	0
Johnny Boychuk	1	0	0	0	E	0	0	0
Matt Hunwick	1	0	0	0	-1	2	0	0
David Krejci	1	0	0	0	-1	0	0	0
Milan Lucic	1	0	0	0	-2	2	0	0
Adam McQuaid	1	0	0	0	-1	0	0	0
Derek Morris	1	0	0	0	-1	0	0	0
Daniel Paille	1	0	0	0	E	0	0	0
Mark Recchi	1	0	0	0	E	2	0	0
Miroslav Satan	1	0	0	0	-1	0	0	0
Shawn Thornton	1	0	0	0	E	5	0	0
Blake Wheeler	1	0	0	0	E	0	0	0
Dennis Wideman	1	0	0	0	-1	0	0	0

BRUINS

	GPI	MIN	W-L-O	GA	SA	SV	GAA	SV%
Tuukka Rask	1	65	0-0-1	2	31	29	1.85	.935

LAST

Last Home Win:

Last Road Win:

Last Shutout:

Last Tie Game:

Last Shootout:

Last Hat Trick:

Most Goals:

Canucks in OT:

Canucks in SO:

VANCOUVER

Dec. 4/05 (5-2)

Feb. 6/10 (3-2 SO)

Jan. 15/96

Corey Hirsch (6-0)

Mar. 15/01 (2-2 @ BOS)

Feb. 6/10 (3-2 W @ BOS)

Ron Sedlbauer

Nov. 8/75

7 - Oct. 15/89

VAN 7 vs BOS 6

3-5-9

1-0

BOSTON

Dec. 21/06 (2-0)

Oct. 28/08 (1-0)

Oct. 28/08

Tim Thomas (1-0)

Adam Oates

Mar. 4/93

9 - Feb. 10/72

VAN 1 @ BOS 9



TM

2009.10 SEASON SUMMARY

1 WIN

0 LOSSES

0 OT

AT VANCOUVER

Jan. 25/10

Canucks 3

Sabres 2

GOALS BY PERIOD

	1st	2nd	3rd	OT	TOTAL
CANUCKS	0	2	1	-	3
SABRES	0	1	1	-	2

CANUCKS

Power Play: 0-3 0.0% Penalty Killing: 0-1 0.0%

CANUCKS	GP	G	A	P	+/-	PIM	PP	SH
Henrik Sedin	1	1	1	2	2	0	0	0
Daniel Sedin	1	0	2	2	2	0	0	0
Brad Lukowich	1	1	0	1	2	0	0	0
Mikael Samuelsson	1	1	0	1	1	0	0	0
Alex Burrows	1	0	1	1	2	0	0	0
Christian Ehrhoff	1	0	1	1	1	0	0	0
Mason Raymond	1	0	1	1	1	0	0	0
Nolan Baumgartner	1	0	0	0	E	0	0	0
Steve Bernier	1	0	0	0	E	0	0	0
Pavel Demitra	1	0	0	0	E	0	0	0
Alex Edler	1	0	0	0	E	0	0	0
Tanner Glass	1	0	0	0	-1	0	0	0
Ryan Johnson	1	0	0	0	-1	0	0	0
Ryan Kesler	1	0	0	0	1	2	0	0
Shane O'Brien	1	0	0	0	E	0	0	0
Aaron Rome	1	0	0	0	1	0	0	0
Rick Rypien	1	0	0	0	-1	0	0	0
Kyle Wellwood	1	0	0	0	E	0	0	0

CANUCKS	GPI	MIN	W-L-O	GA	SA	SV	GAA	SV%
Roberto Luongo	1	60	1-0-0	2	32	30	2.00	.938

LAST

Last Home Win:

Last Road Win:

Last Shutout:

Last Tie Game:

Last Shootout:

Last Hat Trick:

Most Goals:

Canucks in OT:

Canucks in SO:

VANCOUVER

Jan. 25/10 (3-2)

Feb. 7/03 (4-2)

Oct. 14/00

Felix Potvin (4-0)

Oct. 29/02 (1-1 @ VAN)

Jan. 19/07 (4-3 L @ BUF)

Russ Courtnall

Mar. 6/96

9 - Nov. 19/72

VAN 9 vs BUF 5

1-0-6

0-1

BUFFALO

Oct. 17/08 (5-2)

Feb. 28/99 (2-0)

Feb. 28/99

Dwayne Roloson (2-0)

Steve Heinze

Mar. 16/01

8 - Jan. 8/76

VAN 5 @ BUF 8

ATTENDANCE GOALTENDER

18,810

Luongo/Miller

W GOAL

Brad Lukowich

SHOTS BY PERIOD

	1st	2nd	3rd	OT	TOTAL
CANUCKS	11	9	5	-	25
SABRES	8	11	13	-	32

SABRES

Power Play: 1-1 100.0% Penalty Killing: 3-3 100.0%

SABRES	GP	G	A	P	+/-	PIM	PP	SH
Adam Mair	1	1	0	1	1	0	0	0
Thomas Vanek	1	1	0	1	E	2	1	0
T m Connolly	1	0	1	1	-1	0	0	0
Matt Ellis	1	0	1	1	1	0	0	0
T m Kennedy	1	0	1	1	1	0	0	0
Tyler Myers	1	0	1	1	E	0	0	0
Chris Butler	1	0	0	0	1	0	0	0
Paul Gaustad	1	0	0	0	-1	2	0	0
Mike Grier	1	0	0	0	-1	0	0	0
Jochen Hecht	1	0	0	0	-1	0	0	0
Patrick Kaleta	1	0	0	0	-2	0	0	0
Toni Lydman	1	0	0	0	-2	0	0	0
Clarke MacArthur	1	0	0	0	-2	0	0	0
Steve Montador	1	0	0	0	-2	0	0	0
Jason Pominville	1	0	0	0	E	0	0	0
Craig Rivet	1	0	0	0	E	0	0	0
Derek Roy	1	0	0	0	-1	0	0	0
Henrik Tallinder	1	0	0	0	-1	2	0	0

SABRES	GPI	MIN	W-L-O	GA	SA	SV	GAA	SV%
Ryan Miller	1	59	0-1-0	3	25	22	3.05	.880



2009.10 SEASON SUMMARY

3 WINS

2 LOSSES

1 OT

AT VANCOUVER

Apr. 10/10	Canucks 7	Flames 3
Mar. 14/10	Canucks 3	Flames 1
Jan. 9/10	Canucks 2	Flames 3 (SO)

AT CALGARY

Dec. 27/09	Canucks 5	Flames 1
Oct. 16/09	Canucks 3	Flames 5
Oct. 1/09	Canucks 3	Flames 5

GOALS BY PERIOD

	1st	2nd	3rd	OT	SO	TOTAL
CANUCKS	11	5	7	0	0	23
FLAMES	8	6	3	0	1	18

CANUCKS

Power Play: 6-28 21.4% Penalty Killing: 20-23 87.0%

CANUCKS	GP	G	A	P	+/-	PIM	PP	SH
Henrik Sedin	6	2	9	11	5	6	1	0
Daniel Sedin	5	5	4	9	4	2	0	0
Mason Raymond	6	3	2	5	E	12	1	0
Mikael Samuelsson	6	3	2	5	1	2	2	0
Ryan Kesler	6	2	3	5	1	6	0	0
Alex Burrows	6	1	4	5	4	10	0	0
Alex Edler	6	0	5	5	-2	2	0	0
Kevin Bieksa	5	3	1	4	E	11	1	0
Christian Ehrhoff	6	1	3	4	3	4	1	0
Rick Rypien	6	2	0	2	-1	22	0	0
Steve Bernier	5	0	2	2	-2	0	0	0
Willie Mitchell	4	0	2	2	5	0	0	0
Kyle Wellwood	6	1	0	1	-1	0	0	0
Jannik Hansen	3	0	1	1	-1	2	0	0
Michael Grabner	1	0	1	1	E	0	0	0
Matt Pettinger	1	0	1	1	1	0	0	0
Darcy Hordichuk	5	0	0	0	-3	5	0	0
Shane O'Brien	4	0	0	0	-1	6	0	0
Tanner Glass	3	0	0	0	-2	22	0	0
Ryan Johnson	3	0	0	0	-1	0	0	0
Sami Salo	3	0	0	0	3	2	0	0
Andrew Alberts	2	0	0	0	1	0	0	0
Pavol Demitra	2	0	0	0	1	0	0	0
Evan Oberg	2	0	0	0	E	0	0	0
Aaron Rome	2	0	0	0	-4	4	0	0
Nolan Baumgartner	1	0	0	0	2	2	0	0
Alexandre Bolduc	1	0	0	0	E	0	0	0
Brad Lukowich	1	0	0	0	E	0	0	0
Sergei Shirokov	1	0	0	0	-1	0	0	0

CANUCKS	GPI	MIN	W-L-O	GA	SA	SV	GAA	SV%
Roberto Luongo	6	344	3-2-1	16	185	169	2.79	.914
Andrew Raycroft	1	20	0-0-0	0	5	5	0.00	1.000

ATTENDANCE

18,810	Luongo/Kiprusoff, Toskala	Ryan Kesler
18,810	Luongo/Kiprusoff, Toskala	Ryan Kesler
18,810	Luongo/Kiprusoff	Jamie Lundmark

GOALTENDER

W GOAL

ATTENDANCE

19,289	Luongo/Kiprusoff, McElhinney	Kyle Wellwood
19,289	Luongo, Raycroft/Kiprusoff	Dustin Boyd
19,289	Luongo/Kiprusoff	Brandon Prust

GOALTENDER

W GOAL

SHOTS BY PERIOD

	1st	2nd	3rd	OT	TOTAL
CANUCKS	65	59	53	1	178
FLAMES	61	69	58	3	191

FLAMES

Power Play: 3-23 13.0% Penalty Killing: 22-28 78.6%

FLAMES	GP	G	A	P	+/-	PIM	PP	SH
Rene Bourque	6	3	1	4	-2	6	1	0
Mark Giordano	6	1	3	4	1	18	1	0
Robyn Regehr	6	1	3	4	-2	8	0	0
Brandon Prust	4	1	2	3	2	25	0	0
Daymond Langkow	5	0	3	3	E	4	0	0
Dion Phaneuf	4	2	0	2	E	2	0	0
Niklas Hagman	2	2	0	2	1	0	0	0
Jarome Iginla	6	1	1	2	-4	2	0	0
Nigel Dawes	5	1	1	2	-1	0	1	0
Curtis Glencross	5	1	1	2	5	6	0	1
Dustin Boyd	4	1	1	2	1	0	0	0
Brian McGrattan	3	1	1	2	E	9	0	0
Jay Bouwmeester	6	0	2	2	E	8	0	0
Craig Conroy	5	0	2	2	3	0	0	0
Cory Sarich	4	0	2	2	-3	6	0	0
Matt Stajan	2	0	2	2	-2	0	0	0
Adam Pardy	5	1	0	1	E	4	0	0
Jamie Lundmark	1	1	0	1	-1	0	0	0
Eric Nystrom	6	0	1	1	-3	7	0	0
Olli Jokinen	4	0	1	1	-2	4	0	0
Ales Kotalik	2	0	1	1	E	2	0	0
Fredrik Sjostrom	2	0	1	1	1	0	0	0
David Moss	5	0	0	0	-4	4	0	0
Jamal Mayers	2	0	0	0	E	5	0	0
Ian White	2	0	0	0	-1	0	0	0
Mikael Backlund	1	0	0	0	E	0	0	0
Christopher Higgins	1	0	0	0	E	0	0	0
Aaron Johnson	1	0	0	0	E	0	0	0
Staffan Kronwall	1	0	0	0	E	0	0	0
Steve Staios	1	0	0	0	-1	0	0	0
Brett Sutter	1	0	0	0	-2	0	0	0

FLAMES	GPI	MIN	W-L-O	GA	SA	SV	GAA	SV%
Mikka Kiprusoff	6	269	3-3-0	21	146	125	4.69	.856
Curtis McElhinney	1	40	0-0-0	1	16	15	1.50	.938
Vesa Toskala	2	55	0-0-0	1	16	15	1.10	.938

LAST

	VANCOUVER	CALGARY
Last Home Win:	Apr. 10/10 (7-3)	Oct. 16/09 (5-3)
Last Road Win:	Dec. 27/09 (5-1)	Jan. 9/10 (3-2 SO)
Last Shutout:	Oct. 9/08	Nov. 5/05
	Roberto Luongo (6-0)	Mikika Kiprusoff (1-0)
Last Tie Game:	Nov. 29/03 (4-4 @ CGY)	
Last Shootout:	Jan. 9/10 (3-2 L @ VAN)	
Last Hat Trick:	Daniel Sedin	Mike Cammalleri
	Apr. 10/10	Nov. 27/08
Most Goals:	11 - Mar. 1/92	12 - Mar. 12/75
	VAN 11 vs CGY 0	VAN 4 @ ATL 12
Canucks in OT:	7-8-26	
Canucks in SO:	1-2	



2009.10 SEASON SUMMARY

0 WINS

1 LOSS

0 OT

AT CAROLINA

Dec. 5/09

Canucks 3

Hurricanes 5

GOALS BY PERIOD

	1st	2nd	3rd	OT	TOTAL
CANUCKS	1	0	2	-	3
HURRICANES	1	3	1	-	5

CANUCKS

Power Play: 0-3

0.0%

Penalty Killing: 1-2

50.0%

CANUCKS

	GP	G	A	P	+/-	PIM	PP	SH
Henrik Sedin	1	0	2	2	-1	0	0	0
Steve Bernier	1	1	0	1	1	0	0	0
Alex Burrows	1	1	0	1	-1	0	0	0
Jannik Hansen	1	1	0	1	-2	0	0	0
Mikael Samuelsson	1	0	1	1	1	0	0	0
Daniel Sedin	1	0	1	1	E	0	0	0
Kyle Wellwood	1	0	1	1	1	0	0	0
Kevin Bieksa	1	0	0	0	-2	0	0	0
Alex Edler	1	0	0	0	-2	2	0	0
Christian Ehrhoff	1	0	0	0	3	0	0	0
Tanner Glass	1	0	0	0	E	0	0	0
Ryan Johnson	1	0	0	0	E	2	0	0
Ryan Kesler	1	0	0	0	-2	0	0	0
Willie Mitchell	1	0	0	0	E	0	0	0
Shane O'Brien	1	0	0	0	1	0	0	0
Mason Raymond	1	0	0	0	-1	0	0	0
Rick Rypien	1	0	0	0	E	0	0	0
Sami Salo	1	0	0	0	-2	0	0	0

CANUCKS

GPI MIN W-L-O GA SA SV GAA SV%

Andrew Raycroft 1 59 0-1-0 4 27 23 4.05 .852

LAST

Last Home Win:

Last Road Win:

Last Shutout:

Last Tie Game:

Last Shootout:

Last Hat Trick:

Most Goals:

Canucks in OT:

VANCOUVER

Feb. 3/09 (4-3)

Nov. 27/02 (3-2)

Feb. 26/99

Garth Snow (1-0)

Nov. 24/99 (1-1 @ CAR)

None

Tony Tanti

Jan. 15/84

8 - Twice

6-0-6

CAROLINA

Dec. 5/09 (5-3)

Oct. 15/99 (4-1)

Jan. 16/96

Sean Burke (3-0)

Erik Cole

Dec. 5/09

7 - Mar. 29/87

VAN 7 @ HFD 4

ATTENDANCE

14,990

GOALTENDER

Raycroft/Legace

W GOAL

Erik Cole

SHOTS BY PERIOD

	1st	2nd	3rd	OT	TOTAL
CANUCKS	14	6	16	-	36
HURRICANES	7	13	8	-	28

HURRICANES

Power Play: 1-2

50.0%

Penalty Killing: 3-3

100.0%

HURRICANES

	GP	G	A	P	+/-	PIM	PP	SH
Erik Cole	1	3	0	3	1	0	1	0
Ray Whitney	1	1	2	3	1	0	0	0
Eric Staal	1	0	2	2	1	0	0	0
Sergei Samsonov	1	1	0	1	1	2	0	0
Matt Cullen	1	0	1	1	1	0	0	0
T m Gleason	1	0	1	1	1	0	0	0
Joni Pitkanen	1	0	1	1	E	0	0	0
Tuomo Ruutu	1	0	1	1	1	2	0	0
Aaron Ward	1	0	1	1	1	2	0	0
Andrew Alberts	1	0	0	0	2	0	0	0
Rod Brind'Amour	1	0	0	0	E	0	0	0
Tom Kostopoulos	1	0	0	0	-1	0	0	0
Chad Larose	1	0	0	0	-1	0	0	0
Bryan Rodney	1	0	0	0	-1	0	0	0
Brandon Sutter	1	0	0	0	-1	0	0	0
Scott Walker	1	0	0	0	E	0	0	0
Niclas Wallin	1	0	0	0	-1	0	0	0
Stephane Yelle	1	0	0	0	E	0	0	0

HURRICANES

GPI MIN W-L-O GA SA SV GAA SV%

Manny Legace 1 60 1-0-0 3 36 33 3.00 .917



2009.10 SEASON SUMMARY

2 WINS

2 LOSSES

0 OT

AT VANCOUVER

Jan. 23/10	Canucks 5	Blackhawks 1
Nov. 22/09	Canucks 0	Blackhawks 1

AT CHICAGO

Mar. 5/10	Canucks 3	Blackhawks 6
Oct. 21/09	Canucks 3	Blackhawks 2

GOALS BY PERIOD

	1st	2nd	3rd	OT	TOTAL
CANUCKS	4	2	5	—	11
BLACKHAWKS	6	2	2	—	10

CANUCKS

Power Play: 2-13	15.4%	Penalty Killing: 15-16	93.8%
------------------	-------	------------------------	-------

CANUCKS

	GP	G	A	P	+/-	PIM	PP	SH
Alex Burrows	4	1	4	5	5	8	0	0
Mikael Samuelsson	4	3	1	4	1	4	0	0
Daniel Sedin	3	1	3	4	3	0	0	0
Henrik Sedin	4	2	1	3	3	0	0	0
Ryan Kesler	4	1	2	3	-1	9	0	0
Steve Bernier	3	2	0	2	E	4	1	0
Alex Edler	4	0	2	2	-2	0	0	0
Pavol Demitra	2	0	2	2	E	0	0	0
Michael Grabner	1	1	0	1	-1	0	1	0
Christian Ehrhoff	4	0	1	1	-1	4	0	0
Andrew Alberts	1	0	1	1	-1	7	0	0
Tanner Glass	4	0	0	0	-2	9	0	0
Ryan Johnson	4	0	0	0	-2	0	0	0
Mason Raymond	4	0	0	0	-3	4	0	0
Kyle Wellwood	4	0	0	0	E	0	0	0
Shane O'Brien	3	0	0	0	2	6	0	0
Aaron Rome	3	0	0	0	-1	2	0	0
Kevin Bieksa	2	0	0	0	-1	0	0	0
Jannik Hansen	2	0	0	0	-1	2	0	0
Darcy Hordichuk	2	0	0	0	-1	0	0	0
Willie Mitchell	2	0	0	0	-1	4	0	0
Rick Rypien	2	0	0	0	E	5	0	0
Sami Salo	2	0	0	0	1	0	0	0
Nolan Baumgartner	1	0	0	0	1	0	0	0
Alexandre Bolduc	1	0	0	0	-1	0	0	0
Brad Lukowich	1	0	0	0	3	0	0	0
Mathieu Schneider	1	0	0	0	E	0	0	0

CANUCKS

	GPI	MIN	W-L-O	GA	SA	SV	GAA	SV%
Roberto Luongo	4	199	2-2-0	9	95	86	2.72	.905
Andrew Raycroft	1	40	0-0-0	1	10	9	1.50	.900

ATTENDANCE GOALTENDER

18,810	Luongo/Niemi, Huet	W GOAL
18,810	Luongo/Niemi	Henrik Sedin
		Bryan Bickell

ATTENDANCE GOALTENDER

22,235	Luongo, Raycroft/Huet	W GOAL
20,077	Luongo/Niemi	Kris Versteeg
		Mikael Samuelsson

SHOTS BY PERIOD

	1st	2nd	3rd	OT	TOTAL
CANUCKS	41	35	36	—	112
BLACKHAWKS	42	31	32	—	105

BLACKHAWKS

Power Play: 1-16	6.2%	Penalty Killing: 11-13	84.6%
------------------	------	------------------------	-------

BLACKHAWKS

	GP	G	A	P	+/-	PIM	PP	SH
Jonathan Toews	4	1	3	4	2	2	0	0
Duncan Keith	4	2	1	3	1	2	1	0
Troy Brouwer	4	2	0	2	3	2	0	0
Jordan Hendry	2	1	1	2	2	0	0	0
Marian Hossa	2	1	1	2	E	2	0	0
Brian Campbell	4	0	2	2	-2	2	0	0
Niklas Hjalmarsson	4	0	2	2	-1	0	0	0
Patrick Kane	4	0	2	2	E	0	0	0
Patrick Sharp	4	0	2	2	E	2	0	0
Andrew Ladd	4	1	0	1	-2	9	0	0
Kris Versteeg	4	1	0	1	1	4	0	0
Bryan Bickell	1	1	0	1	1	0	0	0
Dustin Byfuglien	4	0	1	1	1	10	0	0
John Madden	4	0	1	1	1	0	0	0
Cam Barker	3	0	1	1	-2	2	0	0
K m Johansson	1	0	1	1	4	0	0	0
Tomas Kopecky	4	0	0	0	-1	2	0	0
Brent Seabrook	4	0	0	0	-1	5	0	0
Ben Eager	3	0	0	0	-3	14	0	0
Colin Fraser	3	0	0	0	-2	0	0	0
Dave Bolland	2	0	0	0	-1	2	0	0
Brent Sopel	2	0	0	0	-1	0	0	0
Andrew Ebbett	1	0	0	0	E	0	0	0

BLACKHAWKS

	GPI	MIN	W-L-O	GA	SA	SV	GAA	SV%
Antti Niemi	3	139	1-2-0	6	73	67	2.59	.918
Cristobal Huet	2	100	1-0-0	5	39	34	3.00	.872

LAST

Last Home Win:
Last Road Win:
Last Shutout:

Last Tie Game:
Last Shootout:
Last Hat Trick:

Most Goals:
Canucks in OT:
Canucks in SO:

VANCOUVER

Jan. 23/10 (5-1)
Oct. 21/09 (3-2)
Mar. 29/09

Roberto Luongo (4-0)
Nov. 28/01 (3-3 @ CHI)
Feb. 10/08 (3-2 W @ VAN)

Stan Smyl
Dec. 14/86
7 – Twice
6-4-9
3-0

CHICAGO

Mar. 5/10 (6-3)
Nov. 22/09 (1-0)
Nov. 22/09

Antti Niemi (1-0)
Tyler Amason
Mar. 19/04

9 – Three t mes



2009.10 SEASON SUMMARY

4 WINS

1 LOSS

1 OT

AT VANCOUVER

Apr. 6/10	Canucks 3	Avalanche 4 (SO)
Nov. 20/09	Canucks 5	Avalanche 2
Nov. 1/09	Canucks 3	Avalanche 0

AT COLORADO

Mar. 9/10	Canucks 6	Avalanche 4
Nov. 14/09	Canucks 8	Avalanche 2
Oct. 3/09	Canucks 0	Avalanche 3

GOALS BY PERIOD

	1st	2nd	3rd	OT	SO	TOTAL
CANUCKS	5	7	13	0	0	25
AVALANCHE	8	3	3	0	1	15

CANUCKS

Power Play: 5-20 25.0% Penalty Killing: 14-20 70.0%

CANUCKS	GP	G	A	P	+/-	PIM	PP	SH
Henrik Sedin	6	4	4	8	3	4	1	0
Mikael Samuelsson	6	4	3	7	7	8	0	0
Mason Raymond	6	2	5	7	6	4	0	0
Ryan Kesler	6	1	5	6	5	4	0	0
Daniel Sedin	3	3	2	5	E	4	1	0
Christian Ehrhoff	5	2	3	5	8	0	1	0
Alex Edler	6	0	5	5	4	4	0	0
Tanner Glass	4	2	2	4	4	5	0	0
Jannik Hansen	4	2	2	4	5	2	0	0
Alex Burrows	6	1	3	4	-4	2	1	0
Steve Bernier	5	3	0	3	3	0	1	0
Mathieu Schneider	2	1	2	3	4	4	0	0
Sami Salo	6	0	3	3	4	0	0	0
Ryan Johnson	4	0	3	3	3	0	0	0
Kevin Bieksa	5	0	2	2	1	11	0	0
Rick Rypien	6	0	1	1	3	24	0	0
Kyle Wellwood	6	0	1	1	1	0	0	0
Aaron Rome	3	0	1	1	-1	0	0	0
Matt Pettinger	2	0	1	1	1	0	0	0
Willie Mitchell	4	0	0	0	1	9	0	0
Shane O'Brien	4	0	0	0	2	4	0	0
Andrew Alberts	2	0	0	0	1	0	0	0
Pavol Demitra	2	0	0	0	-1	0	0	0
Darcy Hordichuk	2	0	0	0	E	0	0	0
Mario Bliznak	1	0	0	0	E	0	0	0
Michael Grabner	1	0	0	0	E	0	0	0
Sergei Shirokov	1	0	0	0	E	0	0	0

CANUCKS	GPI	MIN	W-L-O	GA	SA	SV	GAA	SV%
Roberto Luongo	5	305	3-1-1	14	143	129	2.76	.902
Andrew Raycroft	1	60	1-0-0	0	18	18	0.00	1.000

LAST

Last Home Win:	Nov. 20/09 (5-2)	COLORADO
Last Road Win:	Mar. 9/10 (6-4)	Apr. 6/10 (4-3 SO)
Last Shutout:	Nov. 1/09	Oct. 3/09
	Andrew Raycroft (3-0)	Craig Anderson (3-0)
Last Tie Game:	Mar. 3/04 (5-5 @ COL)	
Last Shootout:	Apr. 6/10 (3-4 L @ VAN)	
Last Hat Trick:	Mikael Samuelsson	Milan Hejduk
	Mar. 9/10	Apr. 5/07
Most Goals:	8 - Twice	9 - Three times
Canucks in OT:	4-4-17	
Canucks in SO:	1-5	

ATTENDANCE GOALTENDER

18,810	Luongo/Anderson	W GOAL
18,810	Luongo/Anderson	Matt Duchene
18,810	Raycroft/Anderson	Henrik Sedin
		Mason Raymond

ATTENDANCE GOALTENDER

12,861	Luongo/Anderson	W GOAL
15,823	Luongo/Anderson, Budaj	Jannik Hansen
13,416	Luongo/Anderson	Wojtek Wolski

SHOTS BY PERIOD

	1st	2nd	3rd	OT	TOTAL
CANUCKS	56	66	50	4	176
AVALANCHE	54	52	52	3	161

AVALANCHE

Power Play: 6-20 30.0% Penalty Killing: 15-20 75.0%

AVALANCHE	GP	G	A	P	+/-	PIM	PP	SH
Paul Stastny	6	2	3	5	-5	2	1	0
Matt Duchene	6	3	0	3	-3	2	2	0
Chris Stewart	6	1	2	3	-3	4	0	0
Wojtek Wolski	4	1	2	3	-4	0	0	0
Kyle Cumiskey	6	0	3	3	E	2	0	0
Darcy Tucker	4	2	0	2	-1	9	1	0
T.J. Galiardi	4	1	1	2	-1	4	0	0
David Jones	3	1	1	2	-3	0	1	0
Peter Mueller	1	1	1	2	1	0	0	0
Milan Hejduk	6	0	2	2	E	6	0	0
Kyle Quincey	6	0	2	2	-5	10	0	0
John-Michael Liles	5	0	2	2	-3	2	0	0
Marek Svatos	5	1	0	1	-5	0	1	0
Matt Hendricks	4	1	0	1	-2	0	0	0
Ryan O'Reilly	6	0	1	1	-4	0	0	0
Adam Foote	5	0	1	1	-1	8	0	0
Brett Clark	4	0	1	1	-4	0	0	0
Scott Hannan	6	0	0	0	-3	2	0	0
Cody McLeod	5	0	0	0	-6	19	0	0
David Koci	4	0	0	0	-1	2	0	0
Ryan Wilson	3	0	0	0	-3	0	0	0
Chris Durno	2	0	0	0	E	7	0	0
Stephane Yelle	2	0	0	0	1	0	0	0
Philippe Dupuis	1	0	0	0	E	0	0	0
Kevin Porter	1	0	0	0	-1	0	0	0
Tom Preissing	1	0	0	0	-4	0	0	0
Brian Willsie	1	0	0	0	-1	0	0	0
Brandon Yip	1	0	0	0	E	2	0	0

AVALANCHE	GPI	MIN	W-L-O	GA	SA	SV	GAA	SV%
Craig Anderson	6	343	2-4-0	20	167	147	3.50	.880
Peter Budaj	1	20	0-0-0	4	8	4	12.00	.500



2009.10 SEASON SUMMARY

3 WINS

1 LOSS

0 OT

AT VANCOUVER

Jan. 5/10	Canucks 7	Blue Jackets 3
Oct. 5/09	Canucks 3	Blue Jackets 5

AT COLUMBUS

Mar. 2/10	Canucks 4	Blue Jackets 3 (OT)
Feb. 12/10	Canucks 4	Blue Jackets 3

GOALS BY PERIOD

	1st	2nd	3rd	OT	TOTAL
CANUCKS	5	7	5	1	18
BLUE JACKETS	7	6	1	0	14

CANUCKS

Power Play: 3-15	20.0%	Penalty Killing: 15-16	93.8%
------------------	-------	------------------------	-------

CANUCKS

	GP	G	A	P	+/-	PIM	PP	SH
Alex Burrows	4	4	3	7	6	0	0	1
Henrik Sedin	4	2	3	5	3	0	0	0
Ryan Kesler	4	0	5	5	-2	0	0	0
Daniel Sedin	4	0	5	5	3	2	0	0
Sami Salo	4	2	2	4	-1	0	2	0
Kyle Wellwood	4	2	2	4	4	2	0	0
Mikael Samuelsson	4	2	1	3	-4	6	0	0
Willie Mitchell	2	1	2	3	3	2	0	0
Christian Ehrhoff	4	2	0	2	2	6	0	0
Nolan Baumgartner	2	1	1	2	2	0	0	0
Steve Bernier	4	0	2	2	1	0	0	0
Alex Edler	4	0	2	2	-1	2	0	0
Rick Rypien	3	1	0	1	-1	2	0	0
Pavol Demitra	1	1	0	1	E	0	1	0
Shane O'Brien	4	0	1	1	E	6	0	0
Mason Raymond	4	0	1	1	-1	4	0	0
Kevin Bieksa	1	0	1	1	E	0	0	0
Darcy Hordichuk	4	0	0	0	-1	2	0	0
Tanner Glass	3	0	0	0	1	2	0	0
Aaron Rome	3	0	0	0	E	0	0	0
Ryan Johnson	2	0	0	0	-1	0	0	0
Alexandre Bolduc	1	0	0	0	-1	2	0	0
Jannik Hansen	1	0	0	0	-1	0	0	0
Sergei Shirokov	1	0	0	0	-3	0	0	0

CANUCKS

	GPI	MIN	W-L-O	GA	SA	SV	GAA	SV%
Andrew Raycroft	3	154	2-0-0	7	77	70	2.72	.909
Roberto Luongo	2	86	1-1-0	7	44	37	4.90	.841

ATTENDANCE

18,810	GOALTENDER	W GOAL
18,810	Luongo/Mason, Garon	Henrik Sedin
	Luongo, Raycroft/Mason	Nikita Filatov

ATTENDANCE

14,513	GOALTENDER	W GOAL
16,564	Raycroft/Mason	Christian Ehrhoff
	Raycroft/Mason	Mikael Samuelsson

SHOTS BY PERIOD

	1st	2nd	3rd	OT	TOTAL
CANUCKS	47	42	42	2	133
BLUE JACKETS	40	36	44	1	121

BLUE JACKETS

Power Play: 1-16	6.2%	Penalty Killing: 12-15	80.0%
------------------	------	------------------------	-------

BLUE JACKETS

	GP	G	A	P	+/-	PIM	PP	SH
Rick Nash	4	1	5	6	-1	0	0	0
Antoine Vermette	4	2	3	5	3	4	0	0
Kristian Huselius	4	2	2	4	-1	2	0	0
Kris Russell	4	1	3	4	1	0	0	0
Raffi Torres	3	2	1	3	-1	0	1	0
Jakub Voracek	4	0	3	3	3	2	0	0
Jared Boll	4	1	1	2	E	0	0	0
Andrew Murray	4	1	1	2	-2	0	0	0
Derek Dorsett	2	1	1	2	E	2	0	0
Rostislav Klesla	1	1	1	2	-1	2	0	0
Fedor Tyutin	4	0	2	2	-4	2	0	0
Grant Clitsome	1	0	2	2	1	2	0	0
RJ Umberger	4	1	0	1	-1	4	0	0
Nikita Filatov	1	1	0	1	1	0	0	0
Derick Brassard	3	0	1	1	-1	0	0	0
Mathieu Roy	2	0	1	1	1	0	0	0
Jan Hejda	4	0	0	0	E	2	0	0
Samuel Pahlsson	4	0	0	0	-1	2	0	0
Chris Clark	3	0	0	0	-3	0	0	0
Marc Methot	3	0	0	0	E	4	0	0
Anton Stralman	3	0	0	0	-1	0	0	0
Milan Jurcina	2	0	0	0	1	6	0	0
Fredrik Modin	2	0	0	0	-2	0	0	0
Jason Ch mera	1	0	0	0	E	0	0	0
Derek MacKenzie	1	0	0	0	-1	0	0	0

BLUE JACKETS

	GPI	MIN	W-L-O	GA	SA	SV	GAA	SV%
Steve Mason	4	215	1-2-1	17	126	109	4.74	.865
Mathieu Garon	1	25	0-0-0	1	7	6	2.44	.857

LAST

Last Home Win:
Last Road Win:
Last Shutout:

VANCOUVER

Jan. 5/10 (7-3)
Mar. 2/10 (4-3 OT)
Nov. 29/07

COLUMBUS

Dec. 1/08 (3-2)
Oct. 5/09 (5-3)
None

Last Tie Game:

Roberto Luongo (2-0)

Last Shootout:

Feb. 5/03 (4-4 @ CBJ)

Last Hat Trick:

Jan. 18/09 (6-5 L @ VAN)

Alex Burrows

Jan. 5/10

Most Goals:

7 - Three t mes

Canucks in OT:

3-2-4

Canucks in SO:

0-2

6 - Three t mes



2009.10 SEASON SUMMARY

3 WINS

1 LOSS

0 OT

AT VANCOUVER

Jan. 21/10	Canucks 4	Stars 3
Oct. 11/09	Canucks 4	Stars 3 (SO)

AT DALLAS

Jan. 2/10	Canucks 3	Stars 1
Nov. 06/09	Canucks 1	Stars 2

GOALS BY PERIOD

	1st	2nd	3rd	OT	SO	TOTAL
CANUCKS	2	3	6	0	1	12
STARS	2	2	5	0	0	9

CANUCKS

Power Play: 3-11	27.3%	Penalty Killing: 10-12	83.3%
------------------	-------	------------------------	-------

CANUCKS

	GP	G	A	P	+/-	PIM	PP	SH
Henrik Sedin	4	0	6	6	E	0	0	0
Ryan Kesler	4	2	2	4	2	4	1	0
Alex Burrows	4	3	0	3	E	2	1	1
Mason Raymond	4	2	1	3	1	0	0	0
Mikael Samuelsson	4	0	3	3	E	2	0	0
Christian Ehrhoff	4	1	1	2	3	2	0	0
Daniel Sedin	2	1	1	2	E	0	1	0
Steve Bernier	3	0	2	2	E	5	0	0
Kyle Wellwood	4	1	0	1	E	2	0	0
Willie Mitchell	3	1	0	1	E	0	0	0
Alex Edler	4	0	1	1	-3	2	0	0
Kevin Bieksa	2	0	1	1	E	2	0	0
Brad Lukowich	1	0	1	1	2	0	0	0
Tanner Glass	4	0	0	0	E	0	0	0
Darcy Hordichuk	4	0	0	0	E	5	0	0
Shane O'Brien	4	0	0	0	3	2	0	0
Sami Salo	4	0	0	0	-2	4	0	0
Ryan Johnson	3	0	0	0	-1	0	0	0
Aaron Rome	3	0	0	0	-1	0	0	0
Rick Rypien	3	0	0	0	E	0	0	0
Alexandre Bolduc	1	0	0	0	E	0	0	0
Pavol Demitra	1	0	0	0	E	0	0	0
Guillaume Desbiens	1	0	0	0	E	2	0	0
Matt Pettinger	1	0	0	0	E	0	0	0

CANUCKS

	GPI	MIN	W-L-O	GA	SA	SV	GAA	SV%
Roberto Luongo	3	185	3-0-0	7	90	83	2.27	.922
Cory Schneider	1	59	0-1-0	2	47	45	2.04	.957

LAST

Last Home Win:
Last Road Win:
Last Shutout:

Last Tie Game:

Last Shootout:

Last Hat Trick:

Most Goals:

Canucks in OT:

Canucks in SO:

VANCOUVER

Jan. 21/10 (4-3)

Jan. 02/10 (3-1)

Jan. 10/99

Corey Hirsch (2-0)

Mar. 8/00 (3-3 @ DAL)

Oct. 11/09 (4-3 W @ VAN)

Todd Bertuzzi

Mar. 17/03

10 - Twice

1-4-13

2-1

DALLAS

Nov. 06/09 (2-1)

Jan. 4/09 (3-2 SO)

Mar. 18/04

Marty Turco (3-0)

Bryan Bellows

Nov. 23/90

9 - Twice

ATTENDANCE GOALTENDER

18,810	Luongo/Auld	Kyle Wellwood
18,810	Luongo/Turco	Kyle Wellwood

ATTENDANCE GOALTENDER

17,059	Luongo/Turco	Daniel Sedin
17,235	Schneider/Turco	Brenden Morrow

SHOTS BY PERIOD

	1st	2nd	3rd	OT	TOTAL
CANUCKS	35	36	36	1	108
STARS	49	45	40	3	137

STARS

Power Play: 2-12	16.7%	Penalty Killing: 8-11	72.7%
------------------	-------	-----------------------	-------

STARS

	GP	G	A	P	+/-	PIM	PP	SH
Loui Eriksson	4	2	2	4	1	2	0	0
Brad Richards	4	2	2	4	1	0	0	0
Brenden Morrow	3	1	3	4	1	4	1	0
Mike Ribeiro	3	1	2	3	-1	2	1	0
Jamie Benn	4	1	1	2	-1	2	0	0
Stephane Robidas	4	0	2	2	1	0	0	0
Trevor Daley	4	1	0	1	E	0	0	0
Toby Petersen	3	1	0	1	1	2	0	1
Karlis Skrastins	4	0	1	1	-1	0	0	0
Tom Wandell	4	0	1	1	-2	4	0	0
Mike Modano	3	0	1	1	E	2	0	0
James Neal	3	0	1	1	-2	0	0	0
Mark Fistric	4	0	0	0	E	5	0	0
Nicklas Grossman	4	0	0	0	E	2	0	0
Matt Niskanen	4	0	0	0	E	0	0	0
Steve Ott	4	0	0	0	-1	2	0	0
Krystofer Barch	3	0	0	0	E	5	0	0
Fabian Brunstrom	3	0	0	0	-4	0	0	0
Jere Lehtinen	3	0	0	0	-1	0	0	0
Brian Sutherby	3	0	0	0	E	0	0	0
Raymond Sawada	1	0	0	0	1	0	0	0

STARS

	GPI	MIN	W-L-O	GA	SA	SV	GAA	SV%
Marty Turco	3	184	1-1-1	6	84	78	1.96	.929
Alex Auld	1	60	0-1-0	4	23	19	4.00	.826



2009.10 SEASON SUMMARY

1 WIN

2 LOSSES

1 OT

AT VANCOUVER

Mar. 20/10 Canucks 3 Red Wings 4 (OT)
Oct. 27/09 Canucks 4 Red Wings 5

AT DETROIT

Mar. 3/10 Canucks 6 Red Wings 3
Nov. 12/09 Canucks 1 Red Wings 3

GOALS BY PERIOD

	1st	2nd	3rd	OT	TOTAL
CANUCKS	6	4	4	0	14
RED WINGS	3	4	7	1	15

CANUCKS

Power Play: 5-15 33.3% Penalty Killing: 5-9 55.6%

CANUCKS

	GP	G	A	P	+/-	PIM	PP	SH
Henrik Sedin	4	2	5	7	E	0	1	0
Ryan Kesler	4	2	3	5	-2	2	1	0
Kevin Bieksa	3	0	5	5	-1	2	0	0
Daniel Sedin	2	1	3	4	0	0	0	0
Kyle Wellwood	3	2	1	3	-1	0	0	0
Christian Ehrhoff	4	1	2	3	4	4	0	0
Mason Raymond	4	1	2	3	E	2	1	0
Shane O'Brien	3	1	1	2	E	2	0	0
Mikael Samuelsson	3	1	1	2	E	0	0	0
Aaron Rome	2	0	2	2	3	0	0	0
Alex Burrows	4	1	0	1	E	4	0	0
Sami Salo	3	1	0	1	-2	0	1	0
Mathieu Schneider	2	1	0	1	-1	0	1	0
Alex Edler	4	0	0	1	-4	0	0	0
Pavol Demitra	2	0	1	1	-1	0	0	0
Ryan Johnson	4	0	0	0	E	0	0	0
Tanner Glass	3	0	0	0	E	7	0	0
Jannik Hansen	3	0	0	0	-1	0	0	0
Rick Rypien	3	0	0	0	E	7	0	0
Steve Bernier	2	0	0	0	-3	0	0	0
Michael Grabner	2	0	0	0	E	0	0	0
Darcy Hordichuk	2	0	0	0	-1	0	0	0
Willie Mitchell	2	0	0	0	-3	2	0	0
Nolan Baumgartner	1	0	0	0	E	0	0	0
Alex Bolduc	1	0	0	0	-1	0	0	0
Matt Pettinger	1	0	0	0	E	0	0	0
Sergei Shirokov	1	0	0	0	E	0	0	0

CANUCKS

Roberto Luongo 4 243 1-2-1 14 155 141 3.45 .910

ATTENDANCE

18,810
18,810

GOALTENDER

Luongo/Howard
Luongo/Howard, Osgood

W GOAL

Henrik Zetterberg
Jason Williams

ATTENDANCE

19,536
20,066

GOALTENDER

Luongo/Howard, Osgood
Luongo/Howard

W GOAL

Sami Salo
Henrik Zetterberg

SHOTS BY PERIOD

	1st	2nd	3rd	OT	TOTAL
CANUCKS	45	43	34	1	123
RED WINGS	47	50	55	4	156

RED WINGS

Power Play: 4-9 44.4% Penalty Killing: 10-15 66.7%

RED WINGS

	GP	G	A	P	+/-	PIM	PP	SH
Henrik Zetterberg	4	3	4	7	6	0	0	0
Pavel Datsyuk	4	3	3	6	1	2	1	0
Niklas Kronwall	4	2	2	4	4	6	0	0
Valtteri Filppula	3	1	3	4	1	2	0	1
Tomas Holmstrom	4	2	1	3	1	2	1	0
Jason Williams	3	2	1	3	2	0	1	0
Todd Bertuzzi	4	1	2	3	-2	0	0	0
Brad Stuart	4	0	3	3	1	4	0	0
Brian Rafalski	4	0	2	2	-3	0	0	0
Johan Franzen	2	1	0	1	-2	0	1	0
Jonathan Ericsson	4	0	1	1	2	2	0	0
Andreas Lilja	2	0	1	1	E	2	0	0
Kris Draper	4	0	0	0	-1	0	0	0
Nicklas Lidstrom	4	0	0	0	-1	2	0	0
Dan Cleary	3	0	0	0	-1	2	0	0
Darren Helm	3	0	0	0	-1	0	0	0
Drew Miller	3	0	0	0	-1	2	0	0
Justin Abdelkader	2	0	0	0	E	2	0	0
Patrick Eaves	2	0	0	0	E	2	0	0
Brett Lebda	2	0	0	0	1	4	0	0
Ville Leino	2	0	0	0	2	0	0	0
Brad May	2	0	0	0	E	10	0	0
Kirk Maltby	1	0	0	0	E	0	0	0
Derek Meech	1	0	0	0	-1	0	0	0

RED WINGS

Jimmy Howard 4 209 3-1-0 10 107 97 2.87 .907
Chris Osgood 2 36 0-0-0 4 16 12 6.75 .750

LAST

Last Home Win: Nov. 24/08 (3-2 OT)
Last Road Win: Mar. 3/10 (6-3)
Last Shutout: Dec. 15/01
Dan Cloutier (3-0)
Last Tie Game: Mar. 13/01 (2-2 @ DET)
Last Shootout: Jan. 17/08 (3-2 L @ DET)
Last Hat Trick: Todd Bertuzzi
Nov. 13/05
Most Goals: 9 - Twice

VANCOUVER

DETROIT

Nov. 12/09 (3-1)
Mar. 20/10 (4-3 OT)
Jan. 14/98
Chris Osgood (4-0)
Dino Ciccarelli
Apr. 5/94
11 - Feb. 27/85
VAN 5 @ DET 11

Canucks in OT: 4-3-10
Canucks in SO: 0-1



2009.10 SEASON SUMMARY

4 WINS

2 LOSSES

0 OT

AT VANCOUVER

Dec. 26/09	Canucks 4	Oilers 1
Nov. 28/09	Canucks 7	Oilers 3
Oct. 25/09	Canucks 2	Oilers 0

AT EDMONTON

Mar. 23/10	Canucks 2	Oilers 3
Jan. 20/10	Canucks 3	Oilers 2 (OT)
Oct. 19/09	Canucks 1	Oilers 2

GOALS BY PERIOD

	1st	2nd	3rd	OT	TOTAL
CANUCKS	9	5	4	1	19
OILERS	4	6	1	0	11

CANUCKS

Power Play: 10-27 37.0% Penalty Killing: 18-21 85.7%

CANUCKS	GP	G	A	P	+/-	PIM	PP	SH
Daniel Sedin	4	4	5	9	3	2	2	0
Henrik Sedin	6	2	7	9	3	2	0	0
Alex Edler	6	1	5	6	-3	6	1	0
Mason Raymond	6	2	3	5	-3	0	1	0
Ryan Kesler	6	1	4	5	-3	4	1	0
Christian Ehrhoff	6	2	2	4	2	2	1	0
Alex Burrows	6	2	1	3	2	8	1	0
Sami Salo	4	1	2	3	1	4	1	0
Stever Bernier	5	1	1	2	3	2	0	0
Mikael Samuelsson	5	1	1	2	1	2	1	0
Michael Grabner	3	1	1	2	-3	6	1	0
Tanner Glass	6	1	0	1	1	4	0	0
Darcy Hordichuk	5	0	1	1	-1	10	0	0
Kyle Wellwood	5	0	1	1	1	2	0	0
Willie Mitchell	4	0	1	1	2	4	0	0
Rick Rypien	3	0	1	1	1	10	0	0
Kevin Bieksa	5	0	0	0	-1	0	0	0
Shane O'Brien	5	0	0	0	1	0	0	0
Jannik Hansen	4	0	0	0	-2	0	0	0
Ryan Johnson	4	0	0	0	-1	2	0	0
Aaron Rome	3	0	0	0	-1	0	0	0
Alexandre Bolduc	2	0	0	0	1	0	0	0
Mathieu Schneider	2	0	0	0	1	0	0	0
Pavol Demitra	1	0	0	0	E	0	0	0
Brad Lukowich	1	0	0	0	E	0	0	0
Sergei Shirokov	1	0	0	0	E	0	0	0

CANUCKS	GPI	MIN	W-L-O	GA	SA	SV	GAA	SV%
Roberto Luongo	6	358	4-2-0	11	170	159	1.84	.935

LAST

Last Home Win:
Last Road Win:
Last Shutout:

Last Tie Game:

Last Shootout:

Last Hat Trick:

Most Goals:

Canucks in OT:

Canucks in SO:

VANCOUVER

Dec. 26/09 (4-1)
Jan. 20/10 (3-2 OT)
Oct. 25/09

Roberto Luongo (2-0)

Jan. 30/03 (3-3 @ VAN)

Dec. 15/07 (2-1 L @ EDM)

Daniel Sedin

Feb. 6/07

9 - Nov. 21/92
VAN 9 vs EDM 0

13-6-18

1-4

EDMONTON

Mar. 23/10 (3-2)
Dec. 26/08 (3-2)
Dec. 13/08

Dwayne Roloson (3-0)

Mike Grier

Mar. 20/99

13 - Nov. 8/85

VAN 0 @ EDM 13

ATTENDANCE GOALTENDER

18,810	Luongo/Deslauriers	Ryan Kesler
18,810	Luongo/Deslauriers, Dubnyk	Daniel Sedin
18,810	Luongo/Deslauriers	Michael Grabner

ATTENDANCE GOALTENDER

16,839	Luongo/Deslauriers	Andrew Cogliano
16,839	Luongo/Dubnyk	Daniel Sedin
16,839	Luongo/Khabibulin	Sam Gagner

SHOTS BY PERIOD

	1st	2nd	3rd	OT	TOTAL
CANUCKS	65	63	65	1	194
OILERS	54	54	62	0	170

OILERS

Power Play: 3-21 14.3% Penalty Killing: 17-27 63.0%

OILERS	GP	G	A	P	+/-	PIM	PP	SH
Sam Gagner	6	3	1	4	1	0	2	0
Patrick O'Sullivan	5	1	2	3	E	0	0	0
Gilbert Brule	4	0	3	3	E	2	0	0
Tom Gilbert	6	1	1	2	2	2	0	0
Dustin Penner	6	1	1	2	1	2	1	0
Ryan Potulny	4	1	1	2	E	2	0	0
Denis Grebeshkov	4	0	2	2	E	4	0	0
Marc Pouliot	2	0	2	2	2	0	0	0
Andrew Cogliano	6	1	0	1	-2	4	0	0
Robert Nilsson	5	1	0	1	-1	0	0	0
Sheldon Souray	3	1	0	1	-1	2	0	0
Colin McDonald	1	1	0	1	1	0	0	0
Shawn Horcoff	6	0	1	1	-5	6	0	0
Zack Stortini	6	0	1	1	1	19	0	0
Fernando Pisani	2	0	1	1	E	0	0	0
Ryan O'Marra	1	0	1	1	1	0	0	0
Ethan Moreau	6	0	0	0	-2	6	0	0
Jean-Francois Jacques	5	0	0	0	E	2	0	0
Ladislav Smid	5	0	0	0	E	0	0	0
Jason Strudwick	5	0	0	0	-1	5	0	0
Lubomir Visnovsky	5	0	0	0	-1	2	0	0
Taylor Chorney	3	0	0	0	-1	4	0	0
Mike Comrie	2	0	0	0	E	6	0	0
Ales Hemsky	2	0	0	0	E	2	0	0
Steve Staios	2	0	0	0	-1	2	0	0
Ryan Stone	2	0	0	0	-1	2	0	0
Dean Arsenne	1	0	0	0	E	2	0	0
Aaron Johnson	1	0	0	0	E	2	0	0
Theo Peckham	1	0	0	0	-1	0	0	0
Ryan Whitney	1	0	0	0	2	0	0	0

OILERS	GPI	MIN	W-L-O	GA	SA	SV	GAA	SV%
Nikolai Khabibulin	1	60	1-0-0	1	40	39	1.00	.975
Jeff Deslauriers	4	187	1-3-0	11	100	89	3.54	.890
Devan Dubnyk	2	113	0-0-1	6	53	47	3.18	.887



2009.10 SEASON SUMMARY

1 WIN

0 LOSSES

0 OT

AT FLORIDA

Feb. 11/10

Canucks 3

Panthers 0

GOALS BY PERIOD

	1st	2nd	3rd	OT	TOTAL
CANUCKS	0	2	1	-	3
PANTHERS	0	0	0	-	0

CANUCKS

Power Play: 1-6

16.7%

Penalty Killing: 7-7

100.0%

CANUCKS

	GP	G	A	P	+/-	PIM	PP	SH
Alex Edler	1	0	2	2	1	0	0	0
Alex Burrows	1	1	0	1	1	2	0	0
Jannik Hansen	1	1	0	1	1	0	0	1
Ryan Kesler	1	1	0	1	E	2	1	0
Sami Salo	1	0	1	1	2	0	0	0
Mikael Samuelsson	1	0	1	1	E	2	0	0
Henrik Sedin	1	0	1	1	1	0	0	0
Steve Bernier	1	0	0	0	E	0	0	0
Christian Ehrhoff	1	0	0	0	E	0	0	0
Tanner Glass	1	0	0	0	1	5	0	0
Darcy Hordichuk	1	0	0	0	E	0	0	0
Brad Lukowich	1	0	0	0	E	2	0	0
Shane O'Brien	1	0	0	0	E	6	0	0
Mason Raymond	1	0	0	0	E	0	0	0
Aaron Rome	1	0	0	0	1	0	0	0
Rick Rypien	1	0	0	0	E	0	0	0
Daniel Sedin	1	0	0	0	1	0	0	0
Kyle Wellwood	1	0	0	0	E	0	0	0

CANUCKS

	GPI	MIN	W-L-O	GA	SA	SV	GAA	SV%
Roberto Luongo	1	60	1-0-0	0	31	31	0.00	1.000

ATTENDANCE

13,787

GOALTENDER

Luongo/Vokoun

W GOAL

Alex Burrows

SHOTS BY PERIOD

	1st	2nd	3rd	OT	TOTAL
CANUCKS	14	11	10	-	35
PANTHERS	10	8	13	-	31

PANTHERS

Power Play: 0-7

0.0%

Penalty Killing: 5-6

83.3%

PANTHERS

	GP	G	A	P	+/-	PIM	PP	SH
Bryan Allen	1	0	0	0	E	2	0	0
Keith Ballard	1	0	0	0	E	0	0	0
David Booth	1	0	0	0	-1	0	0	0
Gregory Campbell	1	0	0	0	E	0	0	0
Radek Dvorak	1	0	0	0	-1	2	0	0
Michael Frolik	1	0	0	0	-1	0	0	0
Kamil Kreps	1	0	0	0	E	2	0	0
Dmitry Kulikov	1	0	0	0	E	0	0	0
Jordan Leopold	1	0	0	0	E	0	0	0
Shawn Matthias	1	0	0	0	E	0	0	0
Bryan McCabe	1	0	0	0	-2	0	0	0
Rostislav Oles	1	0	0	0	E	0	0	0
Victor Oreskovich	1	0	0	0	E	0	0	0
Steven Reinprecht	1	0	0	0	-1	0	0	0
Dennis Seidenberg	1	0	0	0	-2	0	0	0
Cory Stillman	1	0	0	0	-1	0	0	0
Nick Tarnasky	1	0	0	0	E	5	0	0
Stephen Weiss	1	0	0	0	-1	2	0	0

PANTHERS

	GPI	MIN	W-L-O	GA	SA	SV	GAA	SV%
Tomas Vokoun	1	60	0-1-0	3	35	32	3.00	.914

LAST

Last Home Win: Dec. 14/08 (5-3)

Last Road Win: Feb. 11/10 (3-0)

Last Shutout: Feb. 11/10

Roberto Luongo (3-0)

Last Tie Game: Jan. 11/04 (2-2 @ VAN)

Last Shootout: Feb. 1/08 (3-4 L @ FLA)

Last Hat Trick: None

Most Goals: 7 - Jan. 3/96

VAN 7 @ FLA 2

Canucks in OT: 1-0-8

Canucks in SO: 1-1

VANCOUVER

Dec. 14/08 (5-3)

Feb. 11/10 (3-0)

Feb. 11/10

Roberto Luongo (3-0)

Jan. 11/04 (2-2 @ VAN)

Feb. 1/08 (3-4 L @ FLA)

None

FLORIDA

Feb. 1/08 (4-3 SO)

Mar. 7/94 (2-1)

None

Ray Sheppard

Mar. 13/97

5 - Twice



2009.10 SEASON SUMMARY

3 WINS

1 LOSS

0 OT

AT VANCOUVER

Dec. 14/09	Canucks 3	Kings 1
Nov. 26/09	Canucks 4	Kings 1

AT LOS ANGELES

Apr. 1/10	Canucks 3	Kings 8
Oct. 29/09	Canucks 2	Kings 1 (SO)

GOALS BY PERIOD

	1st	2nd	3rd	OT	SO	TOTAL
CANUCKS	4	2	5	0	1	12
KINGS	5	3	3	0	0	11

CANUCKS

Power Play: 2-15	13.3%	Penalty Killing: 15-17	88.2%
------------------	-------	------------------------	-------

CANUCKS

	GP	G	A	P	+/-	PIM	PP	SH
Henrik Sedin	4	1	4	5	1	6	0	0
Kyle Wellwood	3	3	1	4	1	2	1	0
Ryan Kesler	4	2	2	4	E	4	0	0
Alex Burrows	4	1	2	3	3	2	0	0
Alex Edler	3	0	3	3	2	2	0	0
Mason Raymond	4	1	1	2	E	0	0	0
Mikael Samuelsson	3	1	1	2	1	4	0	0
Daniel Sedin	2	0	2	2	2	0	0	0
Pavol Demitra	1	0	2	2	E	0	0	0
Tanner Glass	4	1	0	1	-1	7	0	0
Sami Salo	4	1	0	1	-1	2	1	0
Steve Bernier	3	0	1	1	E	0	0	0
Michael Grabner	2	0	1	1	1	0	0	0
Shane O'Brien	1	0	1	1	2	0	0	0
Kevin Bieksa	4	0	0	0	-2	2	0	0
Christian Ehrhoff	4	0	0	0	3	4	0	0
Jannik Hansen	3	0	0	0	-4	0	0	0
Ryan Johnson	3	0	0	0	E	0	0	0
Willie Mitchell	3	0	0	0	1	0	0	0
Rick Rypien	3	0	0	0	-3	0	0	0
Mathieu Schneider	3	0	0	0	-2	2	0	0
Darcy Hordichuk	2	0	0	0	-1	14	0	0
Aaron Rome	2	0	0	0	-2	0	0	0
Andrew Alberts	1	0	0	0	-1	2	0	0
Alex Bolduc	1	0	0	0	E	0	0	0
Sergei Shirokov	1	0	0	0	E	2	0	0

CANUCKS

	GPI	MIN	W-L-O	GA	SA	SV	GAA	SV%
Roberto Luongo	3	180	2-1-0	10	86	76	3.34	.884
Andrew Raycroft	1	64	1-0-0	1	31	30	0.93	.968

LAST

Last Home Win:
Last Road Win:
Last Shutout:

Last Tie Game:

Last Shootout:

Last Hat Trick:

Most Goals:

Canucks in OT:

Canucks in SO:

VANCOUVER

Dec. 14/09 (3-1)
Oct. 29/09 (2-1 SO)
Apr. 9/09
Roberto Luongo (1-0)
Mar. 3/04 (5-5 @ COL)
Oct. 29/09 (2-1 W @ LA)
Alex Burrows
Mar. 27/06
11 - Nov. 25/86
VAN 11 vs LA 5
5-4-22
1-1

LOS ANGELES

Apr. 1/10 (8-3)
Jan. 19/08 (4-3)
Apr. 3/06
Mathieu Garon (1-0)
Apr. 1/10
12 - Nov. 29/84
VAN 1 @ LA 12

ATTENDANCE GOALTENDER

18,810	Luongo/Quick	W GOAL
18,810	Luongo/Quick	Sami Salo
		Henrik Sedin

ATTENDANCE GOALTENDER

18,118	Luongo/Bernier	W GOAL
16,838	Raycroft/Quick	Jarret Stoll
		Mikael Samuelsson

SHOTS BY PERIOD

	1st	2nd	3rd	OT	TOTAL
CANUCKS	31	38	35	3	107
KINGS	40	35	40	2	117

KINGS

Power Play: 2-17	11.8%	Penalty Killing: 13-15	86.7%
------------------	-------	------------------------	-------

KINGS

	GP	G	A	P	+/-	PIM	PP	SH
Dustin Brown	4	3	1	4	-4	0	1	0
Alexander Frolov	4	2	1	3	-3	2	0	0
Anze Kopitar	4	1	2	3	E	0	0	0
Jarret Stoll	3	1	2	3	E	4	1	0
Randy Jones	3	0	3	3	4	8	0	0
Scott Parse	4	1	1	2	1	2	0	0
Drew Doughty	4	0	2	2	-4	6	0	0
Jack Johnson	4	0	2	2	2	2	0	0
Ryan Smyth	2	0	2	2	2	0	0	0
Michal Handzus	4	1	0	1	-2	2	0	0
Wayne Simmonds	3	1	0	1	2	0	0	0
Justin Williams	3	1	0	1	1	0	0	0
Teddy Purcell	3	0	1	1	1	0	0	0
Jeff Halpern	1	0	1	1	1	0	0	0
Matt Greene	4	0	0	0	E	7	0	0
Sean O'Donnell	4	0	0	0	1	4	0	0
Brad Richardson	4	0	0	0	1	0	0	0
Raitis Ivanans	3	0	0	0	E	2	0	0
Rob Scuderi	3	0	0	0	-2	0	0	0
Davis Drewiske	2	0	0	0	-1	2	0	0
Peter Harrold	2	0	0	0	E	0	0	0
Fredrik Modin	1	0	0	0	E	0	0	0
Oscar Moller	1	0	0	0	E	0	0	0
Brayden Schenn	1	0	0	0	-1	0	0	0
Brandon Segal	1	0	0	0	E	0	0	0

KINGS

	GPI	MIN	W-L-O	GA	SA	SV	GAA	SV%
Jonathan Bernier	1	60	1-0-0	3	30	27	3.00	.900
Jonathan Quick	3	184	0-2-1	7	76	69	2.29	.908



2009.10 SEASON SUMMARY

4 WINS

2 LOSSES

0 OT

AT VANCOUVER

Apr. 4/10	Canucks 4	Wild 3 (OT)
Dec. 12/09	Canucks 4	Wild 3
Oct. 17/09	Canucks 2	Wild 1

AT MINNESOTA

Feb. 14/10	Canucks 2	Wild 6
Jan. 13/10	Canucks 2	Wild 5
Nov. 5/09	Canucks 5	Wild 2

GOALS BY PERIOD

	1st	2nd	3rd	OT	TOTAL
CANUCKS	6	6	6	1	19
WILD	6	4	10	0	20

CANUCKS

Power Play: 7-26	26.9%	Penalty Killing: 27-33	81.8%
------------------	-------	------------------------	-------

CANUCKS	GP	G	A	P	+/-	PIM	PP	SH
Alex Burrows	6	3	3	6	4	6	0	0
Henrik Sedin	6	1	5	6	E	4	0	1
Ryan Kesler	6	4	1	5	-1	6	2	1
Mason Raymond	6	3	2	5	-4	4	2	0
Daniel Sedin	4	1	3	4	-1	4	1	0
Christian Ehrhoff	6	0	4	4	-3	6	0	0
Kevin Bielsa	4	0	4	4	2	4	0	0
Mikael Samuelsson	6	2	1	3	1	6	0	0
Alex Edler	5	1	2	3	2	4	0	0
Sami Salo	5	1	2	3	-1	2	1	0
Darcy Hordichuk	6	1	0	1	1	36	0	0
Kyle Wellwood	5	1	0	1	-2	2	1	0
Matt Pettinger	1	1	0	1	2	0	0	0
Ryan Johnson	4	0	1	1	-1	0	0	0
Willie Mitchell	4	0	1	1	-2	0	0	0
Pavol Demitra	2	0	1	1	1	0	0	0
Mathieu Schneider	2	0	1	1	-1	2	0	0
Rick Rypien	5	0	0	0	-1	4	0	0
Tanner Glass	4	0	0	0	-2	9	0	0
Shane O'Brien	4	0	0	0	-1	0	0	0
Aaron Rome	4	0	0	0	E	7	0	0
Steve Bernier	3	0	0	0	-2	0	0	0
Jannik Hansen	3	0	0	0	-2	2	0	0
Alexandre Bolduc	2	0	0	0	-1	7	0	0
Michael Grabner	2	0	0	0	1	2	0	0
Andrew Alberts	1	0	0	0	-1	0	0	0
Nolan Baumgartner	1	0	0	0	E	0	0	0
Brad Lukowich	1	0	0	0	E	0	0	0

CANUCKS	GPI	MIN	W-L-O	GA	SA	SV	GAA	SV%
Roberto Luongo	5	279	3-2-0	17	137	120	3.65	.876
Andrew Raycroft	3	82	1-0-0	3	42	39	2.18	.929

ATTENDANCE

18,810	Luongo/Backstrom
18,810	Luongo/Harding
18,810	Luongo/Backstrom

GOALTENDER

Luongo/Backstrom
Luongo/Harding
Luongo/Backstrom

W GOAL

Sami Salo
Ryan Kesler
Mikael Samuelsson

ATTENDANCE

19,342	Luongo, Raycroft/Backstrom
18,356	Luongo, Raycroft/Backstrom
18,105	Raycroft/Backstrom, Harding

GOALTENDER

Luongo, Raycroft/Backstrom
Luongo, Raycroft/Backstrom
Raycroft/Backstrom, Harding

W GOAL

Marek Zidlicky
Antti Miettinen
Henrik Sedin

SHOTS BY PERIOD

	1st	2nd	3rd	OT	TOTAL
CANUCKS	65	68	54	3	190
WILD	44	64	71	0	179

WILD

Power Play: 6-33	18.2%	Penalty Killing: 19-26	73.1%
------------------	-------	------------------------	-------

WILD	GP	G	A	P	+/-	PIM	PP	SH
Kyle Brodziak	6	4	4	8	4	4	0	0
Andrew Brunette	6	2	4	6	3	0	2	0
Antti Miettinen	6	3	2	5	E	2	1	0
Mikko Koivu	6	2	3	5	E	2	0	0
Marek Zidlicky	6	1	3	4	-2	6	1	0
Martin Havlat	5	1	3	4	E	6	0	0
Nick Schultz	6	0	4	4	-1	0	0	0
Cal Clutterbuck	5	1	2	3	4	0	0	0
Owen Nolan	5	1	1	2	-2	2	0	0
Guillaume Latendresse	4	1	1	2	3	4	1	0
Eric Belanger	5	0	2	2	-1	0	0	0
Shane Hnidy	6	1	0	1	E	5	0	0
Greg Zanon	6	1	0	1	2	2	0	0
Cam Barker	2	1	0	1	2	4	1	0
Cody Almond	1	1	0	1	1	0	0	0
Derek Boogaard	6	0	1	1	-1	24	0	0
Brent Burns	4	0	1	1	3	2	0	0
Casey Wellman	1	0	1	1	1	0	0	0
James Sheppard	5	0	0	0	-3	9	0	0
K m Johnsson	3	0	0	0	E	2	0	0
Andrew Ebbett	2	0	0	0	E	0	0	0
Chuck Kobasew	2	0	0	0	1	2	0	0
John Scott	2	0	0	0	-1	7	0	0
Ja me Sifers	2	0	0	0	1	0	0	0
Nathan Smith	2	0	0	0	-2	0	0	0
Robbie Earl	1	0	0	0	E	0	0	0
Andy Hilbert	1	0	0	0	E	0	0	0
Benoit Pouliot	1	0	0	0	E	2	0	0
Petr Sykora	1	0	0	0	-1	0	0	0

WILD	GPI	MIN	W-L-O	GA	SA	SV	GAA	SV%
Niklas Backstrom	5	280	2-2-1	13	155	142	2.79	.916
Josh Harding	2	78	0-1-0	4	33	29	3.06	.879

LAST

Last Home Win:
Last Road Win:
Last Shutout:

Last Tie Game:

Last Shootout:

Last Hat Trick:

Most Goals:

Canucks in OT:

Canucks in SO:

VANCOUVER

Apr. 4/10 (4-3 OT)
Nov. 5/09 (5-2)
Nov. 8/08

Roberto Luongo (2-0)

Mar. 10/04 (1-1 @ VAN)

Feb. 14/08 (5-4 L @ VAN)

Markus Naslund

Nov. 21/07

6 - Nov. 16/07

7-3-8

1-3

MINNESOTA

Feb. 14/10 (6-2)
Jan. 31/09 (4-3 OT)
Mar. 28/08

Niklas Backstrom (4-0)

Marian Gaborik

Dec. 7/02

6 - Three t mes



2009.10 SEASON SUMMARY

1 WIN

1 LOSS

0 OT

AT VANCOUVER

Oct. 7/09

Canucks 7

Canadiens 1

AT MONTREAL

Feb. 2/10

Canucks 2

Canadiens 3

GOALS BY PERIOD

	1st	2nd	3rd	OT	TOTAL
CANUCKS	4	2	3	—	9
CANADIENS	2	1	1	—	4

CANUCKS

Power Play: 5-10 50.0% Penalty Killing: 6-7 85.7%

CANUCKS	GP	G	A	P	+/-	PIM	PP	SH
Ryan Kesler	2	2	2	4	1	2	1	0
Henrik Sedin	2	2	2	4	1	0	1	0
Daniel Sedin	2	0	4	4	E	0	0	0
Samir Salo	2	0	3	3	1	0	0	0
Mikael Samuelsson	2	2	0	2	1	2	2	0
Christian Ehrhoff	2	0	2	2	E	0	0	0
Steve Bernier	2	1	0	1	E	0	1	0
Alex Burrows	2	1	0	1	E	6	0	0
Mason Raymond	2	1	0	1	1	2	0	0
Alex Edler	2	0	1	1	1	0	0	0
Kevin Biaksa	1	0	1	1	1	4	0	0
Pavol Demitra	1	0	1	1	E	0	0	0
Darcy Hordichuk	2	0	0	0	-1	2	0	0
Ryan Johnson	2	0	0	0	-1	2	0	0
Shane O'Brien	2	0	0	0	E	0	0	0
Rick Rypien	2	0	0	0	E	5	0	0
Kyle Wellwood	2	0	0	0	E	0	0	0
Tanner Glass	1	0	0	0	1	0	0	0
Brad Lukowich	1	0	0	0	-1	0	0	0
Willie Mitchell	1	0	0	0	1	0	0	0
Aaron Rome	1	0	0	0	-1	0	0	0

CANUCKS	GPI	MIN	W-L-O	GA	SA	SV	GAA	SV%
Roberto Luongo	2	119	1-1-0	4	56	52	2.02	.929

LAST

Last Home Win:

Last Road Win:

Last Shutout:

Last Tie Game:

Last Shootout:

Last Hat Trick:

Most Goals:

Canucks in OT:

VANCOUVER

Oct. 7/09 (7-1)

Jan. 16/07 (4-0)

Jan. 16/07

Roberto Luongo

(4-0 @ MTL)

Mar. 1/03 (1-1 @ MTL)

None

Greg Adams

Dec. 4/91

7 – Twice

3-1-4

MONTREAL

Feb. 2/10 (3-2)

Nov. 30/00 (4-3)

Feb. 24/09

Jaroslav Halak (3-0 @ MTL)

Denis Savard

Feb. 10/92

11 – Mar. 8/79

VAN 1 @ MTL 11

ATTENDANCE

18,810

GOALTENDER

Luongo/Price, Halak

W GOAL

Mason Raymond

ATTENDANCE

21,273

GOALTENDER

Luongo/Halak

W GOAL

Tomas Plekanec

SHOTS BY PERIOD

	1st	2nd	3rd	OT	TOTAL
CANUCKS	27	21	34	—	82
CANADIENS	13	26	17	—	56

CANADIENS

Power Play: 1-7 14.3% Penalty Killing: 5-10 50.0%

CANADIENS	GP	G	A	P	+/-	PIM	PP	SH
Tomas Plekanec	2	1	1	2	2	2	0	0
Sergei Kostitsyn	1	1	1	2	2	0	0	0
Benoit Pouliot	1	0	2	2	2	0	0	0
Max m Lapierre	2	1	0	1	-1	0	0	0
Andrei Kostitsyn	1	1	0	1	E	2	1	0
Hal Gill	2	0	1	1	-2	7	0	0
Mathieu Darche	1	0	1	1	1	4	0	0
Paul Mara	1	0	1	1	-1	0	0	0
Matt D'Agostini	2	0	0	0	-1	0	0	0
Brian Gionta	2	0	0	0	-1	2	0	0
Scott Gomez	2	0	0	0	-1	0	0	0
Josh Gorges	2	0	0	0	2	0	0	0
Roman Hamrlík	2	0	0	0	E	6	0	0
Travis Moen	2	0	0	0	-3	0	0	0
Yannik Weber	2	0	0	0	-3	4	0	0
Marc-Andre Bergeron	1	0	0	0	E	2	0	0
Michael Cammalleri	1	0	0	0	-1	0	0	0
Kyle Chipchura	1	0	0	0	-1	0	0	0
Georges Laraque	1	0	0	0	E	0	0	0
Guillaume Latendresse	1	0	0	0	-2	0	0	0
Andrei Markov	1	0	0	0	2	0	0	0
Ben Maxwell	1	0	0	0	1	0	0	0
Glen Metropolit	1	0	0	0	E	0	0	0
Ryan O Byrne	1	0	0	0	1	0	0	0
Max Pacioretty	1	0	0	0	E	0	0	0
Jaroslav Spacek	1	0	0	0	-1	0	0	0

CANADIENS	GPI	MIN	W-L-O	GA	SA	SV	GAA	SV%
Jaroslav Halak	2	68	1-0-0	2	50	48	1.76	.960
Carey Price	1	52	0-1-0	7	32	25	8.08	.781



2009.10 SEASON SUMMARY

2 WINS

2 LOSSES

0 OT

AT VANCOUVER

Jan. 11/10

Dec. 22/09

Canucks 2

Canucks 4

Predators 3

Predators 1

AT NASHVILLE

Mar. 7/10

Dec. 8/09

Canucks 4

Canucks 2

Predators 2

Predators 4

GOALS BY PERIOD

CANUCKS

PREDATORS

1st

2nd

3rd

OT TOTAL

2

4

6

-

12

4

2

4

-

10

CANUCKS

Power Play: 3-12

25.0%

Penalty Killing: 12-17

70.6%

CANUCKS

	GP	G	A	P	+/-	PIM	PP	SH
Henrik Sedin	4	2	7	9	5	8	0	0
Daniel Sedin	4	2	5	7	4	0	1	0
Alex Burrows	4	2	1	3	2	23	1	0
Alex Edler	4	1	1	2	1	0	0	0
Ryan Kesler	4	1	1	2	-3	5	1	0
Kyle Wellwood	4	0	2	2	1	0	0	0
Jannik Hansen	4	1	0	1	-1	6	0	0
Sami Salo	4	1	0	1	3	0	0	0
Mikael Samuelsson	4	1	0	1	1	2	0	0
Steve Bernier	2	1	0	1	1	0	0	0
Christian Ehrhoff	4	0	1	1	E	2	0	0
Tanner Glass	4	0	1	1	1	0	0	0
Mason Raymond	4	0	1	1	E	2	0	0
Kevin Bieksa	2	0	1	1	E	0	0	0
Pavol Demitra	1	0	1	1	E	0	0	0
Shane O'Brien	4	0	0	0	E	2	0	0
Rick Rypien	4	0	0	0	E	2	0	0
Ryan Johnson	3	0	0	0	E	0	0	0
Willie Mitchell	3	0	0	0	2	4	0	0
Andrew Alberts	1	0	0	0	E	0	0	0
Alex Bolduc	1	0	0	0	E	2	0	0
Darcy Hordichuk	1	0	0	0	E	0	0	0
Brad Lukowich	1	0	0	0	E	0	0	0
Aaron Rome	1	0	0	0	2	0	0	0

CANUCKS

Roberto Luongo 4 239 2-2-0 9 106 97 2.26 .915

ATTENDANCE

18,810

18,810

GOALTENDER

Luongo/Ellis

Luongo/Ellis

W GOAL

Shea Weber

Daniel Sedin

ATTENDANCE

16,096

12,565

GOALTENDER

Luongo/Rinne

Luongo/Rinne

W GOAL

Jannik Hansen

Patric Hornqvist

SHOTS BY PERIOD

CANUCKS

PREDATORS

1st

2nd

3rd

OT

TOTAL

44

44

44

-

132

32

34

41

-

107

PREDATORS

Power Play: 5-17

29.4%

Penalty Killing: 9-12

75.0%

PREDATORS

	GP	G	A	P	+/-	PIM	PP	SH
Martin Erat	4	3	2	5	-2	0	1	0
Jason Arnott	3	1	2	3	-4	0	1	0
David Legwand	4	0	3	3	-1	2	0	0
Patric Hornqvist	4	2	0	2	E	2	1	0
Steve Sullivan	4	0	2	2	-5	0	0	0
Ryan Suter	4	0	2	2	2	2	0	0
Joel Ward	4	1	0	1	E	0	0	1
Ryan Jones	3	1	0	1	E	4	1	0
Shea Weber	3	1	0	1	4	5	1	0
Jordin Tootoo	2	1	0	1	2	0	0	0
Francis Bouillon	4	0	1	1	-2	2	0	0
J.P. Dumont	4	0	1	1	-3	0	0	0
Marcel Goc	4	0	1	1	-1	0	0	0
Dan Hamhuis	4	0	1	1	-4	7	0	0
Cody Franson	3	0	1	1	-4	0	0	0
Colin Wilson	1	0	1	1	E	0	0	0
Kevin Klein	4	0	0	0	-2	0	0	0
Jerred Smithson	3	0	0	0	-1	15	0	0
Cal O'Reilly	2	0	0	0	-1	0	0	0
Nick Spaling	2	0	0	0	1	0	0	0
Wade Belak	1	0	0	0	E	0	0	0
Dustin Boyd	1	0	0	0	1	0	0	0
Denis Grebeshkov	1	0	0	0	-2	2	0	0
Dave Scatchard	1	0	0	0	E	4	0	0
Alexander Sulzer	1	0	0	0	E	0	0	0
Andreas Thuresson	1	0	0	0	E	0	0	0

PREDATORS

Pekka Rinne 2 118 1-1-0 5 63 58 2.53 .921
Dan Ellis 2 120 1-1-0 6 68 62 3.00 .912

LAST

Last Home Win:

Last Road Win:

Last Shutout:

Nov. 4/08

Roberto Luongo (4-0)

Last Tie Game:

Last Shootout:

Last Hat Trick:

Jan. 28/02

Most Goals:

7 - Mar. 20/03

VAN 7 vs NSH 3

Canucks in OT:

3-1-2

Canucks in SO:

1-0

VANCOUVER

Dec. 22/09 (4-1)

Mar. 7/10 (4-2)

Nov. 4/08

Roberto Luongo (4-0)

Oct. 24/00 (4-4 @NSH)

Feb. 21/08 (3-2 W @ NSH)

Markus Naslund

Jan. 28/02

7 - Mar. 20/03

VAN 7 vs NSH 3

3-1-2

1-0

NASHVILLE

Dec. 8/09 (4-2)

Jan. 11/10 (3-2)

Nov. 1/07

Dan Ellis (3-0)

Martin Erat

Dec. 8/09

6 - Three Times



2009.10 SEASON SUMMARY

1 WIN

0 LOSSES

0 OT

AT NEW JERSEY

Dec. 2/09

Canucks 5

Devils 2

GOALS BY PERIOD

	1st	2nd	3rd	OT	TOTAL
CANUCKS	3	0	2	-	5
DEVILS	2	0	0	-	2

CANUCKS

Power Play: 0-1 0.0% Penalty Killing: 2-2 100.0%

CANUCKS	GP	G	A	P +/-	PIM	PP	SH
Alex Edler	1	1	2	3	3	0	0
Alex Burrows	1	1	1	2	1	0	0
Daniel Sedin	1	1	1	2	2	0	0
Henrik Sedin	1	0	2	2	2	0	0
Jannik Hansen	1	1	0	1	1	0	0
Sami Salo	1	1	0	1	3	0	0
Kevin Bieksa	1	0	1	1	1	2	0
Ryan Kesler	1	0	1	1	1	4	0
Mikael Samuelsson	1	0	1	1	1	0	0
Steve Bernier	1	0	0	0	1	0	0
Christian Ehrhoff	1	0	0	0	-1	0	0
Tanner Glass	1	0	0	0	E	2	0
Ryan Johnson	1	0	0	0	E	0	0
Willie Mitchell	1	0	0	0	1	0	0
Shane O'Brien	1	0	0	0	-1	0	0
Mason Raymond	1	0	0	0	1	0	0
Rick Rypien	1	0	0	0	E	0	0
Kyle Wellwood	1	0	0	0	E	0	0

CANUCKS	GPI	MIN	W-L-O	GA	SA	SV	GAA	SV%
Roberto Luongo	1	60	1-0-0	2	29	27	2.00	.931

LAST

Last Home Win:

VANCOUVER

Dec. 18/07 (5-0)

Last Road Win:

Dec. 02/09 (5-2)

Last Shutout:

Dec. 18/07

Last Tie Game:

Roberto Luongo (5-0)

Last Shootout:

None

Last Hat Trick:

Rich Sutter

Most Goals:

7 - Twice

Canucks in OT:

2-1-2

Canucks in SO:

1-0

NEW JERSEY

Jan. 13/06 (3-0)

Jan. 13/09 (5-3)

Jan. 13/06

Martin Brodeur (3-0)

Claude Lemieux

Dec. 5/91

8 - Oct. 30/97

VAN 1 @ NJ 8

ATTENDANCE

13,586

GOALTENDER

Luongo/Brodeur

W GOAL

Daniel Sedin

SHOTS BY PERIOD

	1st	2nd	3rd	OT	TOTAL
CANUCKS	9	10	7	-	26
DEVILS	7	10	12	-	29

DEVILS

Power Play: 0-2 0.0% Penalty Killing: 1-1 100.0%

DEVILS	GP	G	A	P +/-	PIM	PP	SH
Niclas Bergfors	1	1	0	1	-1	0	0
Travis Zajac	1	1	0	1	-1	0	0
Andy Greene	1	0	1	1	1	0	0
Jamie Langenbrunner	1	0	1	1	E	2	0
Colin White	1	0	1	1	-3	0	0
Matthew Corrente	1	0	0	0	-1	0	0
Patrik Elias	1	0	0	0	-1	0	0
Mark Fraser	1	0	0	0	1	2	0
Matt Halischuk	1	0	0	0	-2	0	0
Dean McAmmond	1	0	0	0	1	0	0
Mike Mottau	1	0	0	0	-3	0	0
Rob Niedermayer	1	0	0	0	-2	0	0
Zach Parise	1	0	0	0	-2	0	0
Andrew Peters	1	0	0	0	E	0	0
Ilkka Pikkarainen	1	0	0	0	E	0	0
Brian Rolston	1	0	0	0	-1	0	0
Bryce Salvador	1	0	0	0	-1	0	0
Vladimir Zharkov	1	0	0	0	-1	2	0

DEVILS	GPI	MIN	W-L-O	GA	SA	SV	GAA	SV%
Martin Brodeur	1	59	0-1-0	5	26	21	5.07	.808



2009.10 SEASON SUMMARY

0 WINS

1 LOSS

0 OT

AT VANCOUVER

Mar. 16/10

Canucks 2

Islanders 5

GOALS BY PERIOD

	1st	2nd	3rd	OT	TOTAL
CANUCKS	0	2	0	—	2
ISLANDERS	2	2	1	—	5

CANUCKS

Power Play: 0-2 0.0% Penalty Killing: 3-4 75.0%

CANUCKS

	GP	G	A	P	+/-	PIM	PP	SH
Alex Burrows	1	1	0	1	-2	0	0	0
Kyle Wellwood	1	1	0	1	1	0	0	0
Christian Ehrhoff	1	0	1	1	-1	0	0	0
Mason Raymond	1	0	1	1	1	0	0	0
Henrik Sedin	1	0	1	1	-3	0	0	0
Daniel Sedin	1	0	1	1	-3	0	0	0
Andrew Alberts	1	0	0	0	-1	2	0	0
Kevin Bieksa	1	0	0	0	-2	0	0	0
Pavol Demitra	1	0	0	0	E	0	0	0
Alex Edler	1	0	0	0	2	2	0	0
Tanner Glass	1	0	0	0	E	0	0	0
Jannik Hansen	1	0	0	1	0	0	0	0
Ryan Johnson	1	0	0	0	E	0	0	0
Ryan Kesler	1	0	0	0	-1	0	0	0
Aaron Rome	1	0	0	0	-1	2	0	0
Rick Rypien	1	0	0	0	E	0	0	0
Sami Salo	1	0	0	0	-1	0	0	0
Mikael Samuelsson	1	0	0	0	-1	2	0	0

CANUCKS

	GPI	MIN	W-L-O	GA	SA	SV	GAA	SV%
Andrew Raycroft	1	19	0-0-0	0	7	7	0.00	1.000
Roberto Luongo	1	40	0-1-0	4	12	8	6.02	.667

ATTENDANCE

18,810

GOALTENDER

Raycroft, Luongo/Roloson

W GOAL

Matt Moulson

SHOTS BY PERIOD

	1st	2nd	3rd	OT	TOTAL
CANUCKS	9	19	9	—	37
ISLANDERS	8	4	8	—	20

ISLANDERS

Power Play: 1-4 25.0% Penalty Killing: 2-2 100.0%

ISLANDERS

	GP	G	A	P	+/-	PIM	PP	SH
John Tavares	1	2	3	5	4	0	1	0
Matt Moulson	1	1	1	2	2	0	0	0
Freddy Meyer	1	1	0	1	E	0	0	0
Dylan Reese	1	1	0	1	2	0	0	0
Blake Comeau	1	0	1	1	-1	0	0	0
Bruno Gervais	1	0	1	1	1	0	0	0
Trent Hunter	1	0	1	1	1	0	0	0
Frans Nielsen	1	0	1	1	-1	0	0	0
Jon S m	1	0	1	1	E	0	0	0
Josh Bailey	1	0	0	0	-1	0	0	0
Sean Bergenhe m	1	0	0	0	1	2	0	0
Trevor Gillies	1	0	0	0	E	0	0	0
Jack Hillen	1	0	0	0	-1	0	0	0
T m Jackman	1	0	0	0	1	0	0	0
Dustin Kohn	1	0	0	0	E	0	0	0
Richard Park	1	0	0	0	1	0	0	0
Mark Streit	1	0	0	0	2	0	0	0
Jeff Tambellini	1	0	0	0	-1	2	0	0

ISLANDERS

	GPI	MIN	W-L-O	GA	SA	SV	GAA	SV%
Dwayne Roloson	1	60	1-0-0	2	37	35	2.00	.946

LAST

Last Home Win:

Last Road Win:

Last Shutout:

Last Tie Game:

Last Shootout:

Last Hat Trick:

Most Goals:

Canucks in OT:

Canucks in SO:

VANCOUVER

Jan. 8/08 (3-2 SO)

Jan. 14/06 (8-1)

Nov. 10/91

Kirk McLean (6-0)

Oct. 23/99 (2-2 @NYI)

Nov. 17/08 (2-1 L @ NYI)

Todd Bertuzzi

Jan. 14/06

8 - Jan. 14/06

VAN 8 @ NYI 1

2-3-5

1-1

NY ISLANDERS

Nov. 17/08 (2-1 SO)

Mar. 16/10 (5-2)

Jan. 16/90

Glenn Healy (3-0)

Pierre Turgeon

Mar. 9/94

9 - Three T mes



2009.10 SEASON SUMMARY

1 WIN

0 LOSSES

0 OT

AT VANCOUVER

Nov. 3/09

Canucks 4

Rangers 1

GOALS BY PERIOD

	1st	2nd	3rd	OT	TOTAL
CANUCKS	1	0	3	-	4
RANGERS	0	0	1	-	1

CANUCKS

Power Play: 1-6 16.7% Penalty Killing: 5-5 100.0%

CANUCKS	GP	G	A	P	+/-	PIM	PP	SH
Ryan Kesler	1	0	3	3	1	2	0	0
Mikael Samuelsson	1	2	0	2	1	0	1	0
Rick Rypien	1	1	0	1	1	0	0	0
Henrik Sedin	1	1	0	1	E	0	0	0
Steve Bernier	1	0	1	1	1	0	0	0
Alex Burrows	1	0	1	1	1	10	0	0
Mason Raymond	1	0	1	1	E	0	0	0
Kevin Bieksa	1	0	0	0	E	12	0	0
Alex Edler	1	0	0	0	-1	0	0	0
Christian Ehrhoff	1	0	0	0	2	0	0	0
Tanner Glass	1	0	0	0	1	5	0	0
Darcy Hordichuk	1	0	0	0	E	0	0	0
Willie Mitchell	1	0	0	0	2	2	0	0
Shane O'Brien	1	0	0	0	E	14	0	0
Matt Pettinger	1	0	0	0	E	0	0	0
Sami Salo	1	0	0	0	1	0	0	0
Mathieu Schneider	1	0	0	0	E	0	0	0
Kyle Wellwood	1	0	0	0	E	0	0	0

CANUCKS	GPI	MIN	W-L-O	GA	SA	SV	GAA	SV%
Andrew Raycroft	1	60	1-0-0	1	23	22	1.00	.957

LAST

Last Home Win:

Last Road Win:

Last Shutout:

Last Tie Game:

Last Shootout:

Last Hat Trick:

Most Goals:

Canucks in OT:

VANCOUVER

Nov. 3/09 (4-1)

Nov. 19/08 (6-3)

Jan. 3/08

Roberto Luongo (3-0)

Jan. 11/93 (3-3 @ NYR)

None

Todd Bertuzzi

Mar. 19/02

7 - Mar. 20/74

VAN 7 @ NYR 5

0-1-4

NY RANGERS

Feb. 2/04 (4-3)

Oct. 11/97 (6-3)

Jan. 2/85

John Vanbiesbrouck (6-0)

Wayne Gretzky

Oct. 11/97

9 - Twice

ATTENDANCE

18,810

GOALTENDER

Raycroft/Lundqvist

W GOAL

Rick Rypien

SHOTS BY PERIOD

	1st	2nd	3rd	OT	TOTAL
CANUCKS	10	8	12	-	30
RANGERS	4	14	5	-	23

RANGERS

Power Play: 0-5 0.0% Penalty Killing: 5-6 83.3%

RANGERS	GP	G	A	P +/-	PIM	PP	SH
Christopher Higgins	1	1	0	1	E	4	0
Chris Drury	1	0	1	1	E	0	0
Brandon Dubinsky	1	0	1	1	E	0	0
Artem Anis mov	1	0	0	0	-1	0	0
Sean Avery	1	0	0	0	-1	0	0
Brian Boyle	1	0	0	0	E	0	0
Dane Byers	1	0	0	0	E	29	0
Ryan Callahan	1	0	0	0	-1	0	0
Michael Del Zotto	1	0	0	0	-2	2	0
Marian Gaborik	1	0	0	0	-1	0	0
Matt Gilroy	1	0	0	0	E	0	0
Dan Girardi	1	0	0	0	E	10	0
Ales Kotalik	1	0	0	0	-1	0	0
Vinny Prospal	1	0	0	0	-1	0	0
Wade Redden	1	0	0	0	-1	0	0
Michal Rozsival	1	0	0	0	-2	2	0
Marc Staal	1	0	0	0	1	0	0
Aaron Voros	1	0	0	0	-1	2	0

RANGERS	GPI	MIN	W-L-O	GA	SA	SV	GAA	SV%
Henrik Lundqvist	1	59	0-1-0	3	29	26	3.06	.897



2009.10 SEASON SUMMARY

1 WIN

1 LOSS

0 OT

AT VANCOUVER

Mar. 13/10

Canucks 5

Senators 1

AT OTTAWA

Feb. 4/10

Canucks 1

Senators 3

GOALS BY PERIOD

	1st	2nd	3rd	OT	TOTAL
CANUCKS	1	3	2	—	6
SENATORS	2	1	1	—	4

CANUCKS

Power Play: 3-9 33.3% Penalty Killing: 4-5 80.0%

CANUCKS	GP	G	A	P	+/-	PIM	PP	SH
Mikael Samuelsson	2	2	1	3	2	2	1	0
Sami Salo	2	1	1	2	1	0	0	0
Daniel Sedin	2	1	1	2	1	4	1	0
Pavol Demitra	2	0	2	2	-1	0	0	0
Alex Burrows	2	1	0	1	-2	2	0	1
Kyle Wellwood	2	1	0	1	E	0	1	0
Alex Edler	2	0	1	1	1	0	0	0
Ryan Kesler	2	0	1	1	-2	0	0	0
Mason Raymond	2	0	1	1	-1	2	0	0
Henrik Sedin	2	0	1	1	1	0	0	0
Christian Ehrhoff	2	0	0	0	-1	0	0	0
Ryan Johnson	2	0	0	0	E	2	0	0
Aaron Rome	2	0	0	0	1	0	0	0
Rick Rypien	2	0	0	0	E	10	0	0
Andrew Alberts	1	0	0	0	-1	0	0	0
Nolan Baumgartner	1	0	0	0	E	0	0	0
Steve Bernier	1	0	0	0	E	0	0	0
Kevin Bieksa	1	0	0	0	E	0	0	0
Tanner Glass	1	0	0	0	E	5	0	0
Jannik Hansen	1	0	0	0	E	0	0	0
Darcy Hordichuk	1	0	0	0	E	0	0	0
Shane O'Brien	1	0	0	0	-1	0	0	0

CANUCKS GPI MIN W-L-O GA SA SV GAA SV%

Roberto Luongo	1	60	1-0-0	1	14	13	1.00	.929
Andrew Raycroft	1	59	0-1-0	2	20	18	2.03	.900

ATTENDANCE

18,810

GOALTENDER

Luongo/Leclaire

W GOAL

Alex Burrows

ATTENDANCE

18,803

GOALTENDER

Raycroft/Elliott

W GOAL

Jason Spezza

SHOTS BY PERIOD

	1st	2nd	3rd	OT	TOTAL
CANUCKS	20	21	24	—	65
SENATORS	14	13	8	—	35

SENATORS

Power Play: 1-5 20.0% Penalty Killing: 6-9 66.7%

SENATORS	GP	G	A	P	+/-	PIM	PP	SH
Milan Michalek	2	1	2	3	E	0	1	0
Daniel Alfredsson	2	0	3	3	E	0	0	0
Jason Spezza	2	2	0	2	-1	0	0	0
Chris Kelly	2	1	0	1	1	2	0	0
Mike Fisher	2	0	1	1	E	0	0	0
Alexei Kovalev	2	0	1	1	E	4	0	0
Anton Volchenkov	2	0	1	1	1	2	0	0
Matt Carlsner	2	0	0	0	E	11	0	0
Erik Karlsson	2	0	0	0	-2	0	0	0
Chris Neil	2	0	0	0	-1	12	0	0
Chris Phillips	2	0	0	0	2	0	0	0
Peter Regin	2	0	0	0	E	0	0	0
Jarkko Ruutu	2	0	0	0	E	0	0	0
Ryan Shannon	2	0	0	0	E	2	0	0
Jesse Winchester	2	0	0	0	E	0	0	0
Chris Campoli	1	0	0	0	1	0	0	0
Jonathan Cheechoo	1	0	0	0	E	0	0	0
Matt Cullen	1	0	0	0	E	0	0	0
Filip Kuba	1	0	0	0	E	0	0	0
Brian Lee	1	0	0	0	E	2	0	0
Andy Sutton	1	0	0	0	-1	0	0	0

SENATORS GPI MIN W-L-O GA SA SV GAA SV%

Brian Elliot	1	60	1-0-0	1	30	29	1.00	.967
Pascal Leclaire	1	60	0-1-0	5	35	30	5.00	.857

LAST

Last Home Win: Mar. 13/10 (5-1)

Last Road Win: Feb. 19/09 (5-2)

Last Shutout: Dec. 28/08

Curtis Sanford (3-0)

Last Tie Game: Mar. 20/98 (1-1 @ OTT)

Last Shootout: Dec. 9/05 (3-2 W @ VAN)

None

Most Goals: 7 - Jan. 5/94

VAN 7 @ OTT 2

Canucks in OT: 1-0-3

Canucks in SO: 1-0

VANCOUVER

Mar. 13/10 (5-1)

Feb. 19/09 (5-2)

Dec. 28/08

Curtis Sanford (3-0)

Mar. 20/98 (1-1 @ OTT)

Dec. 9/05 (3-2 W @ VAN)

None

7 - Jan. 5/94

VAN 7 @ OTT 2

1-0-3

1-0

OTTAWA

Feb. 4/10 (3-1)

Mar. 13/04 (2-1)

Nov. 20/01

Patrick Lalme (3-0)

None

6 - Feb. 2/97

VAN 4 @ OTT 6



2009.10 SEASON SUMMARY

1 WIN

0 LOSSES

0 OT

AT PHILADELPHIA

Dec. 3/09

Canucks 3

Flyers 0

GOALS BY PERIOD

	1st	2nd	3rd	OT	TOTAL
CANUCKS	0	2	1	-	3
FLYERS	0	0	0	-	0

CANUCKS

Power Play: 0-4 0.0% Penalty Killing: 5-5 100.0%

CANUCKS	GP	G	A	P	+/-	PIM	PP	SH
Henrik Sedin	1	0	2	2	2	2	0	0
Alex Burrows	1	1	0	1	2	4	0	0
Christian Ehrhoff	1	1	0	1	2	0	0	0
Willie Mitchell	1	1	0	1	2	5	0	0
Tanner Glass	1	0	1	1	1	0	0	0
Rick Rypien	1	0	1	1	1	0	0	0
Daniel Sedin	1	0	1	1	2	0	0	0
Steve Bernier	1	0	0	0	E	0	0	0
Kevin Bieksa	1	0	0	0	1	5	0	0
Alex Edler	1	0	0	0	E	0	0	0
Jannik Hansen	1	0	0	0	E	0	0	0
Ryan Johnson	1	0	0	0	1	0	0	0
Ryan Kesler	1	0	0	0	E	2	0	0
Shane O'Brien	1	0	0	0	1	0	0	0
Mason Raymond	1	0	0	0	E	2	0	0
Sami Salo	1	0	0	0	E	0	0	0
Mikael Samuelsson	1	0	0	0	E	2	0	0
Kyle Wellwood	1	0	0	0	E	0	0	0

CANUCKS	GPI	MIN	W-L-O	GA	SA	SV	GAA	SV%
Roberto Luongo	1	60	1-0-0	0	38	38	0.00	1.000

LAST

Last Home Win:

Last Road Win:

Last Shutout:

Last Tie Game:

Last Shootout:

Last Hat Trick:

Most Goals:

Canucks in OT:

VANCOUVER

Jan. 17/89 (5-3)

Dec. 3/09 (3-0)

Dec. 3/09

Roberto Luongo (3-0)

Dec. 31/95 (5-5 @ VAN)

None

Stan Smyl

Oct. 31/81

8 - Oct. 31/81

VAN 8 @ PHI 4

1-4-5

PHILADELPHIA

Nov. 13/03 (4-3)

Dec. 30/08 (3-2)

Mar. 4/03

Roman Cechmanek (3-0)

John LeClair

Nov. 29/98

13 - Oct. 13/84

VAN 2 @ PHI 13

ATTENDANCE

18,892

GOALTENDER

Luongo/Boucher

W GOAL

Willie Mitchell

SHOTS BY PERIOD

	1st	2nd	3rd	OT	TOTAL
CANUCKS	9	13	7	-	29
FLYERS	9	14	15	-	38

FLYERS

Power Play: 0-5 0.0% Penalty Killing: 4-4 100.0%

FLYERS	GP	G	A	P	+/-	PIM	PP	SH
Arron Asham	1	0	0	0	-2	0	0	0
Oskars Bartulis	1	0	0	0	-1	0	0	0
Danny Briere	1	0	0	0	-1	4	0	0
Daniel Carcillo	1	0	0	0	-1	0	0	0
Matt Carle	1	0	0	0	-2	0	0	0
Jeff Carter	1	0	0	0	-1	0	0	0
Braydon Coburn	1	0	0	0	-1	0	0	0
Claude Giroux	1	0	0	0	E	0	0	0
Scott Hartnell	1	0	0	0	-1	0	0	0
Jon Kalinski	1	0	0	0	-1	0	0	0
Ian Laperriere	1	0	0	0	-1	0	0	0
Andreas Nodl	1	0	0	0	-1	0	0	0
Ryan Parent	1	0	0	0	E	0	0	0
Chris Pronger	1	0	0	0	-2	7	0	0
Mika Pyorala	1	0	0	0	E	0	0	0
Mike Richards	1	0	0	0	E	5	0	0
K mmo T monen	1	0	0	0	E	4	0	0
James van Riemsdyk	1	0	0	0	E	0	0	0

FLYERS	GPI	MIN	W-L-O	GA	SA	SV	GAA	SV%
Brian Boucher	1	60	0-1-0	3	29	26	3.00	.897

OPPONENTS



2009-10 SEASON SUMMARY

2 WINS

0 LOSSES

2 OT

AT VANCOUVER

Mar. 30/10	Canucks 4	Coyotes 1
Jan. 7/10	Canucks 4	Coyotes 0

AT PHOENIX

Mar. 10/10	Canucks 3	Coyotes 4 (SO)
Dec. 29/09	Canucks 2	Coyotes 3 (SO)

GOALS BY PERIOD	1st	2nd	3rd	OT	SO	TOTAL
CANUCKS	5	4	4	0	0	13
COYOTES	2	3	1	0	2	8

CANUCKS

Power Play: 0-12	0.0%	Penalty Killing: 15-17	88.2%
------------------	------	------------------------	-------

CANUCKS	GP	G	A	P	+/-	PIM	PP	SH
Henrik Sedin	4	2	7	9	6	4	0	0
Alex Burrows	4	4	1	5	6	6	0	0
Mikael Samuelsson	3	3	1	4	2	2	0	0
Daniel Sedin	4	1	3	4	5	6	0	0
Ryan Kesler	4	0	3	3	3	15	0	0
Christian Ehrhoff	4	1	0	1	4	0	0	0
Mason Raymond	4	1	0	1	2	2	0	0
Kyle Wellwood	4	1	0	1	E	2	0	0
Alex Edler	4	0	1	1	2	0	0	0
Sami Salo	4	0	1	1	4	2	0	0
Shane O'Brien	3	0	1	1	3	2	0	0
Kevin Bieksa	2	0	1	1	1	2	0	0
Pavel Demitra	1	0	1	1	1	0	0	0
Michael Grabner	1	0	1	1	1	0	0	0
Tanner Glass	4	0	0	0	E	5	0	0
Rick Rypien	4	0	0	0	E	0	0	0
Darcy Hordichuk	3	0	0	0	1	7	0	0
Aaron Rome	3	0	0	0	2	0	0	0
Andrew Alberts	2	0	0	0	1	0	0	0
Steve Bernier	2	0	0	0	E	2	0	0
Alex Bolduc	2	0	0	0	E	2	0	0
Jannik Hansen	2	0	0	0	-1	0	0	0
Ryan Johnson	2	0	0	0	E	0	0	0
Willie Mitchell	2	0	0	0	1	0	0	0

CANUCKS	GPI	MIN	W-L-O	GA	SA	SV	GAA	SV%
Roberto Luongo	3	185	2-0-1	3	89	86	0.97	.966
Andrew Raycroft	1	65	0-0-1	3	34	31	2.77	.912

ATTENDANCE GOALTENDER

18,810	Luongo/Bryzgalov	W GOAL
18,810	Luongo/Bryzgalov	Mason Raymond
		Alex Burrows

ATTENDANCE GOALTENDER

15,883	Raycroft/Bryzgalov	W GOAL
13,976	Luongo/LaBarbera	Adrian Aucoin
		Lauri Korpikoski

SHOTS BY PERIOD	1st	2nd	3rd	OT	TOTAL
CANUCKS	44	34	34	10	122
COYOTES	39	51	30	3	123

COYOTES

Power Play: 2-17	11.8%	Penalty Killing: 12-12	100.0%
------------------	-------	------------------------	--------

COYOTES	GP	G	A	P	+/-	PIM	PP	SH
Lee Stempniak	2	2	0	2	E	2	0	0
Ed Jovanovski	4	1	1	2	-4	4	1	0
Taylor Pyatt	4	1	1	2	E	0	0	0
Rad m Vrbata	4	1	1	2	-3	0	1	0
Zbynek Michalek	4	0	2	2	-2	0	0	0
Vernon Fiddler	3	0	2	2	2	7	0	0
Petr Prucha	4	1	0	1	-4	2	0	0
Shane Doan	4	0	1	1	-2	0	0	0
Martin Hanzal	4	0	1	1	-4	2	0	0
Keith Yandle	4	0	1	1	-4	0	0	0
Scottie Upshall	1	0	1	1	E	2	0	0
Adrian Aucoin	4	0	0	0	-3	2	0	0
Lauri Korpikoski	4	0	0	0	-4	2	0	0
Matthew Lombardi	4	0	0	0	-4	2	0	0
Daniel Winnik	3	0	0	0	-2	0	0	0
Paul Bissonnette	2	0	0	0	E	5	0	0
Anders Eriksson	2	0	0	0	E	0	0	0
Robert Lang	2	0	0	0	-3	2	0	0
Sami Lepisto	2	0	0	0	-1	2	0	0
Derek Morris	2	0	0	0	-3	2	0	0
Petteri Nokelainen	2	0	0	0	E	0	0	0
James Vande meer	2	0	0	0	-1	2	0	0
Wojtek Wolski	2	0	0	0	-3	4	0	0
Jeff Hoggan	1	0	0	0	E	0	0	0
Peter Mueller	1	0	0	0	E	0	0	0
Kevin Porter	1	0	0	0	E	0	0	0

COYOTES	GPI	MIN	W-L-O	GA	SA	SV	GAA	SV%
Jason LaBarbera	1	65	1-0-0	2	30	28	1.85	.933
Ilya Bryzgalov	3	185	1-2-0	11	92	81	3.57	.880

LAST

LAST	VANCOUVER	PHOENIX
Last Home Win:	Mar. 30/10 (4-1)	Mar. 10/10 (4-3 SO)
Last Road Win:	Feb. 12/09 (4-3)	Jan. 15/09 (4-1)
Last Shutout:	Jan. 7/10	Mar. 13/08
	Roberto Luongo (4-0)	Ilya Bryzgalov (2-0)
Last Tie Game:	Oct. 26/03 (3-3 @ VAN)	
Last Shootout:	Mar. 10/10 (3-4 L @ PHX)	
Last Hat Trick:	Alex Burrows	Ray Neufeld
	Jan. 7/10	Nov. 1/87
Most Goals:	10 - Mar. 27/81	8 - Twice
	VAN 10 @ WPG 2	
Canucks in OT:	4-4-18	
Canucks in SO:	1-2	



2009.10 SEASON SUMMARY

1 WIN

0 LOSSES

0 OT

AT VANCOUVER

Jan. 16/10

Canucks 6

Penguins 2

GOALS BY PERIOD

	1st	2nd	3rd	OT	TOTAL
CANUCKS	2	4	0	—	6
PENGUINS	1	1	0	—	2

CANUCKS

Power Play: 1-6 16.7% Penalty Killing: 3-3 100.0%

CANUCKS	GP	G	A	P	+/-	PIM	PP	SH
Henrik Sedin	1	1	2	3	3	2	0	0
Jannik Hansen	1	1	1	2	2	0	0	0
Mikael Samuelsson	1	1	1	2	E	0	0	0
Mason Raymond	1	0	2	2	E	0	0	0
Daniel Sedin	1	0	2	2	2	0	0	0
Alex Burrows	1	1	0	1	2	2	0	1
Ryan Kesler	1	1	0	1	1	2	1	0
Willie Mitchell	1	1	0	1	E	0	0	0
Sami Salo	1	0	1	1	1	0	0	0
Pavol Demitra	1	0	0	0	-1	0	0	0
Alex Edler	1	0	0	0	E	0	0	0
Christian Ehrhoff	1	0	0	0	3	0	0	0
Tanner Glass	1	0	0	0	-1	2	0	0
Darcy Hordichuk	1	0	0	0	1	2	0	0
Brad Lukowich	1	0	0	0	-1	0	0	0
Shane O'Brien	1	0	0	0	3	0	0	0
Rick Rypien	1	0	0	0	E	0	0	0
Kyle Wellwood	1	0	0	0	-1	0	0	0

CANUCKS GPI MIN W-L-O GA SA SV GAA SV%

Roberto Luongo 1 60 1-0-0 2 24 22 2.01 .917

LAST

Last Home Win:
Last Road Win:
Last Shutout:

VANCOUVER

Jan. 16/10 (6-2)
Nov. 22/08 (3-1)
Feb. 17/88

PITTSBURGH

Feb. 14/00 (3-0)
Dec. 8/07 (2-1 SO)
Feb. 14/00
J.S. Aubin (3-0)

Last Tie Game: Oct. 30/98 (2-2 @ VAN)

Last Shootout: Dec. 8/08 (2-1 L @ VAN)

Last Hat Trick: Markus Naslund (4 goals) Mario Lemieux

Dec. 9/03

Jan. 23/87

Most Goals: 10 - Dec. 19/80

9 - Three times

VAN 10 vs PIT 4

Canucks in OT: 1-3-4

Canucks in SO: 0-1

ATTENDANCE GOALTENDER

18,810

Luongo/Curry, Pechurski

W GOAL

Mikael Samuelsson

SHOTS BY PERIOD

	1st	2nd	3rd	OT	TOTAL
CANUCKS	8	14	5	—	27
PENGUINS	8	7	9	—	24

PENGUINS

Power Play: 0-3 0.0% Penalty Killing: 5-6 83.3%

PENGUINS	GP	G	A	P	+/-	PIM	PP	SH
Matt Cooke	1	1	0	1	1	0	0	0
Evgeni Malkin	1	1	0	1	-2	4	0	0
Ruslan Fedotenko	1	0	1	1	E	0	0	0
Tyler Kennedy	1	0	1	1	1	2	0	0
Jordan Staal	1	0	1	1	1	0	0	0
Craig Adams	1	0	0	0	E	0	0	0
Sidney Crosby	1	0	0	0	-3	0	0	0
Pascal Dupuis	1	0	0	0	-1	2	0	0
Mark Eaton	1	0	0	0	-2	0	0	0
Eric Godard	1	0	0	0	E	16	0	0
Alex Goligoski	1	0	0	0	-2	0	0	0
Sergei Gonchar	1	0	0	0	-4	0	0	0
Bill Guerin	1	0	0	0	-3	0	0	0
Kris Letang	1	0	0	0	-1	0	0	0
Ben Lovejoy	1	0	0	0	1	0	0	0
Jay McKee	1	0	0	0	2	0	0	0
Mike Rupp	1	0	0	0	-2	0	0	0
Maxime Talbot	1	0	0	0	-1	4	0	0

PENGUINS GPI MIN W-L-O GA SA SV GAA SV%

Alexander Pechurski 1 36 0-0-0 1 13 12 1.69 .923

John Curry 1 24 0-1-0 5 14 9 12.25 .643



2009-10 SEASON SUMMARY

2 WINS

2 LOSSES

0 OT

AT VANCOUVER

Jan. 27/10	Canucks 3	Blues 2
Dec. 20/09	Canucks 1	Blues 3

AT ST. LOUIS

Dec. 31/09	Canucks 4	Blues 3 (OT)
Nov. 10/09	Canucks 1	Blues 6

GOALS BY PERIOD

	1st	2nd	3rd	OT	TOTAL
CANUCKS	2	1	5	1	9
BLUES	7	5	2	0	14

CANUCKS

Power Play: 2-22	91%	Penalty Killing: 12-17	70.6%
------------------	-----	------------------------	-------

CANUCKS

	GP	G	A	P	+/-	PIM	PP	SH
Ryan Kesler	4	0	5	5	1	2	0	0
Mason Raymond	4	2	2	4	1	2	0	0
Henrik Sedin	4	2	1	3	-2	0	0	0
Mikael Samuelsson	4	1	2	3	1	4	0	0
Christian Ehrhoff	4	2	0	2	4	4	2	0
Daniel Sedin	3	1	1	2	E	0	0	0
Shane O'Brien	4	1	0	1	3	16	0	0
Alex Burrows	4	0	1	1	-3	4	0	0
Kyle Wellwood	4	0	1	1	E	0	0	0
Tanner Glass	3	0	1	1	1	9	0	0
Steve Bernier	4	0	0	0	-3	4	0	0
Rick Rypien	4	0	0	0	-1	17	0	0
Alex Edler	3	0	0	0	-4	2	0	0
Darcy Hordichuk	3	0	0	0	E	17	0	0
Ryan Johnson	3	0	0	0	-1	2	0	0
Willie Mitchell	3	0	0	0	-2	14	0	0
Aaron Rome	3	0	0	0	E	2	0	0
Sami Salo	3	0	0	0	-3	0	0	0
Kevin Bieksa	2	0	0	0	-1	22	0	0
Nolan Baumgartner	1	0	0	0	-1	0	0	0
Alexandre Bolduc	1	0	0	0	E	0	0	0
Pavol Demitra	1	0	0	0	E	0	0	0
Jannik Hansen	1	0	0	0	E	0	0	0
Brad Lukowich	1	0	0	0	1	0	0	0
Matt Pettinger	1	0	0	0	-1	2	0	0

CANUCKS

	GPI	MIN	W-L-O	GA	SA	SV	GAA	SV%
Roberto Luongo	4	220	2-1-0	10	95	85	2.73	.895
Andrew Raycroft	1	20	0-1-0	4	13	9	12.00	.692

ATTENDANCE

18,810	GOALTENDER	W GOAL
18,810	Luongo/Conklin	Christian Ehrhoff
	Luongo/Conklin	David Backes

ATTENDANCE

19,150	GOALTENDER	W GOAL
17,175	Luongo/Mason	Christian Ehrhoff
	Raycroft, Luongo/Mason	David Perron

SHOTS BY PERIOD

	1st	2nd	3rd	OT	TOTAL
CANUCKS	44	33	38	2	117
BLUES	39	38	31	0	108

BLUES

Power Play: 5-17	29.4%	Penalty Killing: 20-22	90.9%
------------------	-------	------------------------	-------

BLUES

	GP	G	A	P	+/-	PIM	PP	SH
Brad Boyes	4	1	6	7	2	4	1	0
Andy McDonald	4	2	4	6	1	2	0	0
David Perron	4	3	2	5	2	8	1	0
David Backes	4	2	3	5	E	2	1	0
T.J. Oshie	4	1	3	4	-2	2	0	0
Keith Tkachuk	4	3	0	3	1	2	1	0
Erik Johnson	4	1	1	2	-2	4	0	0
Alex Steen	3	1	1	2	1	4	1	0
Barret Jackman	4	0	2	2	3	2	0	0
Paul Kariya	3	0	2	2	E	2	0	0
Roman Polak	4	0	1	1	2	14	0	0
Darryl Sydor	3	0	1	1	1	0	0	0
Patrik Berglund	4	0	0	0	E	2	0	0
Brandon Crombeen	4	0	0	0	E	18	0	0
Jay McClement	4	0	0	0	-1	4	0	0
Mike Weaver	4	0	0	0	2	4	0	0
Eric Brewer	3	0	0	0	-2	2	0	0
Carlo Colaiacovo	2	0	0	0	E	0	0	0
Cam Janssen	2	0	0	0	1	15	0	0
Brad Winchester	2	0	0	0	1	6	0	0
Derek A mstrong	1	0	0	0	E	2	0	0
Lars Eller	1	0	0	0	E	0	0	0

BLUES

	GPI	MIN	W-L-O	GA	SA	SV	GAA	SV%
Ty Conklin	2	119	1-1-0	4	64	60	2.02	.938
Chris Mason	2	122	1-0-1	5	53	48	2.45	.906

LAST

	VANCOUVER	ST. LOUIS
Last Home Win:	Jan. 27/10 (3-2)	Nov. 10/09 (6-1)
Last Road Win:	Dec. 31/09 (4-3 OT)	Dec. 20/09 (3-1)
Last Shutout:	Mar. 19/09	Jan. 23/06
Roberto Luongo (3-0)		Curtis Sanford (4-0)
Last Tie Game:	Mar. 13/03 (4-4 @ VAN)	
Last Shootout:	Jan. 23/08 (3-2 W @ VAN)	
Last Hat Trick:	Alexander Mogilny	David Perron
Dec. 15/96	Nov. 10/09	
Most Goals:	8 - Four t mes	9 - Feb. 7/81
	VAN 2 @ STL 9	
Canucks in OT:	6-1-8	
Canucks in SO:	2-0	



TM

2009.10 SEASON SUMMARY

1 WIN

3 LOSSES

0 OT

AT VANCOUVER

Mar. 18/10	Canucks 3	Sharks 2
Nov. 29/09	Canucks 2	Sharks 4

AT SHARKS

Apr. 8/10	Canucks 2	Sharks 4
Mar. 27/10	Canucks 2	Sharks 4

GOALS BY PERIOD

	1st	2nd	3rd	OT	TOTAL
CANUCKS	4	1	4	—	9
SHARKS	2	8	4	—	14

CANUCKS

Power Play: 3-16	18.8%	Penalty Killing: 14-16	87.5%
------------------	-------	------------------------	-------

CANUCKS

	GP	G	A	P	+/-	PIM	PP	SH
Alex Edler	4	1	2	3	-4	6	1	0
Henrik Sedin	4	0	3	3	-5	2	0	0
Alex Burrows	4	1	1	2	-2	10	0	0
Ryan Kesler	4	1	1	2	-3	19	1	0
Daniel Sedin	4	1	1	2	-5	2	1	0
Kyle Wellwood	4	1	1	2	2	0	0	0
Pavol Demitra	2	1	1	2	-1	0	0	0
Jannik Hansen	4	1	0	1	-2	0	0	0
Ryan Johnson	3	1	0	1	E	0	0	0
Andrew Alberts	1	1	0	1	-1	0	0	0
Mason Raymond	4	0	1	1	-1	2	0	0
Christian Ehrhoff	3	0	1	1	-1	0	0	0
Shane O'Brien	3	0	1	1	-1	0	0	0
Steve Bernier	2	0	1	1	1	0	0	0
Rick Rypien	2	0	1	1	1	0	0	0
Kevin Bieksa	4	0	0	0	-1	2	0	0
Michael Grabner	3	0	0	0	1	0	0	0
Darcy Hordichuk	3	0	0	0	E	2	0	0
Aaron Rome	3	0	0	0	-3	5	0	0
Sami Salo	3	0	0	0	-3	0	0	0
Tanner Glass	2	0	0	0	1	0	0	0
Mikael Samuelsson	2	0	0	0	-4	6	0	0
Nolan Baumgartner	1	0	0	0	1	0	0	0
Willie Mitchell	1	0	0	0	E	0	0	0
Matt Pettinger	1	0	0	0	E	4	0	0
Mathieu Schneider	1	0	0	0	E	0	0	0

CANUCKS

	GPI	MIN	W-L-O	GA	SA	SV	GAA	SV%
Roberto Luongo	3	179	1-2-0	9	93	84	3.02	.903
Andrew Raycroft	1	59	0-1-0	4	31	27	4.04	.871

LAST

Last Home Win:	Mar. 18/10 (3-2)	SAN JOSE
Last Road Win:	Apr. 7/07 (4-3 OT)	Apr. 8/10 (4-2)
Last Shutout:	Feb. 8/01	Nov. 29/09 (4-2)
	Bob Essensa (0-0)	Dec. 23/08
Last Tie Game:	Feb. 8/01 (0-0 @ VAN)	Evgenii Nabokov (5-0)
Last Shootout:	None	
Last Hat Trick:	Markus Naslund	Vincent Damphousse
	Oct. 21/02	Apr. 3/99
Most Goals:	8 - Twice	7 - Four times
Canucks in OT:	4-2-9	

ATTENDANCE

18,810	Luongo/Nabokov
18,810	Luongo/Nabokov

GOALTENDER

Luongo/Nabokov
Luongo/Nabokov

W GOAL

Ryan Johnson
Manny Malhotra

ATTENDANCE

17,562	Raycroft/Nabokov
17,562	Luongo/Nabokov

GOALTENDER

Raycroft/Nabokov
Luongo/Nabokov

W GOAL

Joe Thornton
Joe Pavelski

SHOTS BY PERIOD

	1st	2nd	3rd	OT	TOTAL
CANUCKS	42	37	43	—	122
SHARKS	35	57	33	—	125

SHARKS

Power Play: 2-16	12.5%	Penalty Killing: 13-16	81.2%
------------------	-------	------------------------	-------

SHARKS

	GP	G	A	P	+/-	PIM	PP	SH
Joe Pavelski	4	3	3	6	5	2	0	0
Patrick Marleau	4	1	4	5	2	0	0	0
Ryane Clowe	4	2	2	4	3	17	0	0
Kent Huskins	4	0	3	3	E	0	0	0
Manny Malhotra	4	2	0	2	6	0	0	0
Dan Boyle	4	1	1	2	-1	6	1	0
Dany Heatley	4	1	1	2	E	2	1	0
Joe Thornton	4	1	1	2	-1	4	0	0
Rob Blake	4	0	2	2	7	6	0	0
Torrey Mitchell	4	0	2	2	1	0	0	0
Devin Setoguchi	4	0	2	2	1	0	0	0
Logan Couture	3	1	0	1	2	0	0	0
Jamie McGinn	3	1	0	1	-1	16	0	0
Frazer McLaren	1	1	0	1	1	0	0	0
Douglas Murray	4	0	1	1	-1	0	0	0
Marc-Edouard Vlasic	3	0	1	1	7	2	0	0
Jed Ortmeyer	2	0	1	1	E	0	0	0
Scott Nichol	4	0	0	0	-1	2	0	0
Niclas Wallin	3	0	0	0	2	19	0	0
Brad Staubitz	2	0	0	0	E	0	0	0
Jason Demers	1	0	0	0	-1	2	0	0
Derek Joslin	1	0	0	0	E	0	0	0
Jay Leach	1	0	0	0	-1	0	0	0

SHARKS

	GPI	MIN	W-L-O	GA	SA	SV	GAA	SV%
Evgenii Nabokov	4	238	3-1-0	9	122	113	2.27	.926



2009.10 SEASON SUMMARY

0 WINS

1 LOSS

0 OT

AT TAMPA BAY

Feb. 9/10

Canucks 1

Lightning 3

GOALS BY PERIOD

	1st	2nd	3rd	OT	TOTAL
CANUCKS	0	1	0	-	1
LIGHTNING	1	0	2	-	3

CANUCKS

Power Play: 1-5 20.0% Penalty Killing: 4-5 80.0%

CANUCKS

	GP	G	A	P	+/-	PIM	PP	SH
Ryan Kesler	1	1	0	1	-2	0	1	0
Christian Ehrhoff	1	0	1	1	-2	0	0	0
Steve Bernier	1	0	0	0	-1	2	0	0
Alex Burrows	1	0	0	0	E	0	0	0
Alex Edler	1	0	0	0	E	2	0	0
Tanner Glass	1	0	0	0	E	0	0	0
Jannik Hansen	1	0	0	0	E	0	0	0
Darcy Hordichuk	1	0	0	0	E	0	0	0
Brad Lukowich	1	0	0	0	E	2	0	0
Shane O'Brien	1	0	0	0	-1	2	0	0
Mason Raymond	1	0	0	0	-2	0	0	0
Aaron Rome	1	0	0	0	E	2	0	0
Rick Rypien	1	0	0	0	E	5	0	0
Sami Salo	1	0	0	0	E	0	0	0
Mikael Samuelsson	1	0	0	0	-1	0	0	0
Henrik Sedin	1	0	0	0	E	0	0	0
Daniel Sedin	1	0	0	0	E	0	0	0
Kyle Wellwood	1	0	0	0	-1	0	0	0

CANUCKS

GPI MIN W-L-O GA SA SV GAA SV%

Roberto Luongo 1 57 0-1-0 3 19 16 3.13 .842

ATTENDANCE

14,226

GOALTENDER

Luongo/Niittymäki

W GOAL

Martin St Louis

SHOTS BY PERIOD

	1st	2nd	3rd	OT	TOTAL
CANUCKS	13	15	12	-	40
LIGHTNING	8	5	6	-	19

LIGHTNING

Power Play: 1-5 20.0% Penalty Killing: 4-5 80.0%

LIGHTNING

	GP	G	A	P	+/-	PIM	PP	SH
Martin St Louis	1	2	1	3	2	0	0	1
Steven Stamkos	1	1	1	2	2	0	1	0
Steve Downie	1	0	1	1	1	2	0	0
Ryan Malone	1	0	1	1	E	2	0	0
Todd Fedoruk	1	0	0	0	E	0	0	0
Kurtis Foster	1	0	0	0	E	0	0	0
Jeff Halpern	1	0	0	0	E	0	0	0
Victor Hedman	1	0	0	0	2	2	0	0
Zenon Konopka	1	0	0	0	E	5	0	0
Vincent Lecavalier	1	0	0	0	E	0	0	0
Mike Lundin	1	0	0	0	E	0	0	0
Andrei Meszaros	1	0	0	0	E	2	0	0
Mattias Ohlund	1	0	0	0	E	2	0	0
Matt Smaby	1	0	0	0	2	0	0	0
Alex Tanguay	1	0	0	0	E	0	0	0
Nate Thompson	1	0	0	0	E	0	0	0
Stephane Veilleux	1	0	0	0	E	0	0	0
Matt Walker	1	0	0	0	E	0	0	0

LIGHTNING

GPI MIN W-L-O GA SA SV GAA SV%

Antero Niittymäki 1 60 1-0-0 1 40 39 1.00 .975

LAST

Last Home Win:

Last Road Win:

Last Shutout:

Last Tie Game:

Last Shootout:

Last Hat Trick:

Most Goals:

Canucks in OT:

VANCOUVER

Feb. 27/09 (2-1)

Nov. 29/02 (5-3)

Jan. 4/93

Kirk McLean (7-0 @ VAN)

Dec. 10/01 (1-1 @ VAN)

None

Alexander Mogilny

Jan. 6/96

9 - Jan. 6/96

VAN 9 vs TB 2

2-1-2

TAMPA BAY

Feb. 9/10 (3-1)

None

None

None

None

None

None

5 - Twice



2009.10 SEASON SUMMARY

2 WINS

0 LOSSES

0 OT

AT VANCOUVER

Oct. 24/09

Canucks 3

Maple Leafs 1

AT TORONTO

Jan. 30/10

Canucks 5

Maple Leafs 3

GOALS BY PERIOD

	1st	2nd	3rd	OT	TOTAL
CANUCKS	2	1	5	—	8
MAPLE LEAFS	3	1	0	—	4

CANUCKS

Power Play: 2-13 15.4% Penalty Killing: 6-8 75.0%

CANUCKS	GP	G	A	P	+/-	PIM	PP	SH
Alex Burrows	2	2	3	5	4	0	0	1
Mason Raymond	2	2	1	3	1	0	1	0
Daniel Sedin	1	2	1	3	3	0	0	0
Christian Ehrhoff	2	0	3	3	E	2	0	0
Ryan Kesler	2	1	1	2	1	2	1	0
Henrik Sedin	2	1	1	2	2	2	0	0
Michael Grabner	1	0	2	2	E	0	0	0
Willie Mitchell	1	0	1	1	1	2	0	0
Steve Bernier	2	0	0	0	E	2	0	0
Alex Edler	2	0	0	0	5	2	0	0
Tanner Glass	2	0	0	0	1	5	0	0
Darcy Hordichuk	2	0	0	0	-1	5	0	0
Shane O'Brien	2	0	0	0	E	2	0	0
Aaron Rome	2	0	0	0	1	0	0	0
Mikael Samuelsson	2	0	0	0	E	2	0	0
Kyle Wellwood	2	0	0	0	E	0	0	0
Nolan Baumgartner	1	0	0	0	2	0	0	0
Kevin Bieksa	1	0	0	0	E	0	0	0
Alexandre Bolduc	1	0	0	0	E	0	0	0
Pavol Demitra	1	0	0	0	E	0	0	0
Ryan Johnson	1	0	0	0	E	0	0	0
Brad Lukowich	1	0	0	0	-1	0	0	0
Rick Rypen	1	0	0	0	E	2	0	0

CANUCKS

	GPI	MIN	W-L-O	GA	SA	SV	GAA	SV%
Andrew Raycroft	1	40	1-0-0	0	13	13	0.00	1.000
Roberto Luongo	2	80	1-0-0	4	44	40	3.00	.909

LAST

Last Home Win:

Last Road Win:

Last Shutout:

Last Tie Game:

Last Shootout:

Last Hat Trick:

Most Goals:

Canucks in OT:

Canucks in SO:

VANCOUVER

Oct. 24/09 (3-1)

Jan. 30/10 (5-3)

Oct. 27/71

Dunc Wilson (0-0)

Mar. 8/03 (3-3 @ TOR)

Feb. 21/09 (3-2 W @ TOR)

Markus Naslund

Oct. 18/01

8 – Twice

2-3-13

1-0

TORONTO

Nov. 24/03 (2-1)

Nov. 22/03 (5-3)

Mar. 15/03

Ed Belfour (1-0)

Rick Vaive

Feb. 18/87

8 – Twice

ATTENDANCE

18,810

GOALTENDER

Luongo/MacDonald

W GOAL

Ryan Kesler

ATTENDANCE

19,534

GOALTENDER

Raycroft, Luongo/Toskala

W GOAL

Daniel Sedin

SHOTS BY PERIOD

	1st	2nd	3rd	OT	TOTAL
CANUCKS	26	18	17	—	61
MAPLE LEAFS	21	16	20	—	57

MAPLE LEAFS

Power Play: 2-8 25.0% Penalty Killing: 11-13 84.6%

MAPLE LEAFS	GP	G	A	P	+/-	PIM	PP	SH
Matt Stajan	2	0	3	3	-1	2	0	0
Phil Kessel	1	2	0	2	-1	0	1	0
Alexei Ponikarovsky	2	0	2	2	E	0	0	0
Niklas Hagman	2	1	0	1	-2	2	1	0
Jamal Mayers	2	1	0	1	E	2	0	0
Francois Beauchemin	2	0	1	1	-1	2	0	0
Tomas Kaberle	2	0	1	1	-3	0	0	0
Carl Gunnarsson	1	0	1	1	E	0	0	0
Jason Blake	2	0	0	0	-1	0	0	0
Garnet Exelby	2	0	0	0	E	0	0	0
Colton Orr	2	0	0	0	E	5	0	0
Wayne Pr meau	2	0	0	0	-3	4	0	0
Luke Schenn	2	0	0	0	E	7	0	0
Lee Stempniak	2	0	0	0	-3	0	0	0
Ian White	2	0	0	0	-4	6	0	0
Tyler Bozak	1	0	0	0	E	0	0	0
Mikhail Grabovski	1	0	0	0	-1	0	0	0
Mike Komisarek	1	0	0	0	E	0	0	0
Nikolai Kulemin	1	0	0	0	-2	0	0	0
John Mitchell	1	0	0	0	E	2	0	0
Jay Rosehill	1	0	0	0	E	14	0	0
Viktor Stalberg	1	0	0	0	E	0	0	0
Rickard Wallin	1	0	0	0	E	2	0	0

MAPLE LEAFS

	GPI	MIN	W-L-O	GA	SA	SV	GAA	SV%
Joey MacDonald	1	59	0-1-0	2	24	22	2.04	.917
Vesa Toskala	1	59	0-1-0	4	35	31	4.04	.886



2009.10 SEASON SUMMARY

1 WIN

0 LOSSES

0 OT

AT VANCOUVER

Dec. 18/09

Canucks 3

Capitals 2

GOALS BY PERIOD

	1st	2nd	3rd	OT	TOTAL
CANUCKS	1	1	1	-	3
CAPITALS	2	0	0	-	2

CANUCKS

Power Play: 1-3 33.3% Penalty Killing: 4-4 100.0%

CANUCKS	GP	G	A	P	+/-	PIM	PP	SH
Mason Raymond	1	2	0	2	1	0	1	0
Ryan Kesler	1	1	1	2	1	0	0	0
Christian Ehrhoff	1	0	1	1	E	0	0	0
Jannik Hansen	1	0	1	1	1	0	0	0
Henrik Sedin	1	0	1	1	E	2	0	0
Steve Bernier	1	0	0	0	-1	0	0	0
Kevin Bieksa	1	0	0	0	E	2	0	0
Alex Burrows	1	0	0	0	1	0	0	0
Tanner Glass	1	0	0	0	-1	0	0	0
Ryan Johnson	1	0	0	0	E	2	0	0
Willie Mitchell	1	0	0	0	E	0	0	0
Shane O'Brien	1	0	0	0	-1	0	0	0
Aaron Rome	1	0	0	0	1	0	0	0
Rick Rypien	1	0	0	0	1	2	0	0
Sami Salo	1	0	0	0	E	0	0	0
Mikael Samuelsson	1	0	0	0	-1	0	0	0
Daniel Sedin	1	0	0	0	-1	0	0	0
Kyle Wellwood	1	0	0	0	-1	0	0	0

CANUCKS GPI MIN W-L-O GA SA SV GAA SV%

Roberto Luongo 1 60 1-0-0 2 27 25 2.01 .926

ATTENDANCE GOALTENDER

18,810

Luongo/Theodore

W GOAL

Mason Raymond

SHOTS BY PERIOD

	1st	2nd	3rd	OT	TOTAL
CANUCKS	7	6	7	-	20
CAPITALS	11	8	8	-	27

CAPITALS

Power Play: 0-4 0.0% Penalty Killing: 2-3 66.7%

CAPITALS	GP	G	A	P	+/-	PIM	PP	SH
Chris Clark	1	1	0	1	1	0	0	0
Alexander Semin	1	1	0	1	1	0	0	0
Eric Fehr	1	0	1	1	1	0	0	0
Brooks Laich	1	0	1	1	1	0	0	0
Karl Alzner	1	0	0	0	1	0	0	0
Nicklas Backstrom	1	0	0	0	-1	0	0	0
Matt Bradley	1	0	0	0	E	0	0	0
John Erskine	1	0	0	0	1	2	0	0
Tomas Fleischmann	1	0	0	0	-1	0	0	0
Mike Green	1	0	0	0	-1	0	0	0
Mike Knuble	1	0	0	0	-2	0	0	0
Brendan Morrison	1	0	0	0	1	0	0	0
Shaone Morrisson	1	0	0	0	-1	0	0	0
Alex Ovechkin	1	0	0	0	-1	0	0	0
Tom Poti	1	0	0	0	E	4	0	0
Jeff Schultz	1	0	0	0	E	0	0	0
David Steckel	1	0	0	0	1	0	0	0
Kyle Wilson	1	0	0	0	-1	0	0	0

CAPITALS GPI MIN W-L-O GA SA SV GAA SV%

Jose Theodore 1 59 0-1-0 3 20 17 3.07 .850

LAST

VANCOUVER

WASHINGTON

Last Home Win: Dec. 18/09 (3-2)

Oct. 13/08 (5-1)

Last Road Win: Oct. 26/07 (3-2)

Feb. 14/01 (4-3 OT)

Last Shutout: Mar. 23/03

Mar. 12/96

Alex Auld (6-0)

J m Carey (9-0)

Last Tie Game: Feb. 10/96 (4-4 @ Van)

Last Shootout: Oct. 27/06 (3-2W @ VAN)

Last Hat Trick: Don Lever

Mike Gartner

Feb. 1/75

Feb. 20/87

Most Goals: 7 - Twice

9 - Mar. 12/96

VAN 0 vs WSH 9

Canucks in OT: 0-4-6

Canucks in SO: 1-0





HISTORY

EAST DIVISION FINISH

6th (56 Points)

COACH

Hal Laycoe

GM

Norman Robert Poile

CAPTAIN

Orland Kurtenbach

SCORING

Player	GP	G	A	PTS	PIM
Boudrias	77	25	41	66	16
Maki	78	25	38	63	99
Paement	78	34	28	62	152
M. Hall	77	21	38	59	22
Tallon	78	14	42	56	58
Kurtenbach	52	21	32	53	84
Corrigan	76	21	28	49	103
Cullen	70	12	21	33	42
Popiel	78	10	22	32	61
Taylor	56	11	16	27	53
Johnson	66	15	11	26	16
Wilkins	70	5	18	23	131
Quinn	76	2	11	13	149
Doak	77	2	10	12	112
Schmautz	26	5	5	10	14
Rizzuto	37	3	4	7	16
Seguin	25	0	5	5	46

Player	GP	G	A	PTS	PIM
Schella	38	0	5	5	58
Lunde	20	1	3	4	2
Hatoum	26	1	3	4	21
Wiste	23	1	2	3	0
Young	11	0	2	2	25
Reaume	27	0	2	2	4
Sly	31	0	2	2	10
Stewart	3	0	1	1	0
Hargreaves	7	0	1	1	33
Block	1	0	0	0	0
Cook	2	0	0	0	0
Arbour	13	0	0	0	12
Wilson	35	0	0	0	18

Goaltender	GPI	MIN	GA	SO	AVG	W-L-T
Gardner	18	922	52	0	3.38	6-8-1
Hodge	35	1,967	112	0	3.41	15-13-5
Wilson	35	1,791	128	0	4.28	3-25-2

RESULTS

No	Date	Opponent	Score	Record
1	Oct. 9	Los Angeles	1-3 L	0-1-0
2	Oct. 11	Toronto	5-3 W	1-1-0
3	Oct. 12	@ St. Louis	1-4 L	1-2-0
4	Oct. 14	@ Chicago	2-8 L	1-3-0
5	Oct. 15	@ Philadelphia	4-1 L	1-4-0
6	Oct. 18	Boston	3-5 L	1-5-0
7	Oct. 20	California	2-1 W	2-5-0
8	Oct. 23	St. Louis	1-1 T	2-5-1
9	Oct. 25	Pittsburgh	1-1 T	2-5-2
10	Oct. 27	Buffalo	7-2 W	3-5-2
11	Oct. 31	@ Montreal	3-6 L	3-6-2
12	Nov. 4	@ Pittsburgh	3-8 L	3-7-2
13	Nov. 5	@ Buffalo	4-1 W	4-7-2
14	Nov. 7	Toronto	3-2 W	5-7-2
15	Nov. 10	@ Boston	3-6 L	5-8-2
16	Nov. 11	@ Toronto	4-2 W	6-8-2
17	Nov. 14	@ Minnesota	3-3 T	6-8-3
18	Nov. 15	@ Chicago	2-4 L	6-9-3
19	Nov. 17	Detroit	2-5 L	6-10-3
20	Nov. 20	Los Angeles	7-1 W	7-10-3
21	Nov. 21	@ Los Angeles	3-1 W	8-10-3
22	Nov. 24	Minnesota	3-2 W	9-10-3
23	Nov. 26	@ Detroit	2-4 L	9-11-3
24	Nov. 28	@ St. Louis	1-5 L	9-12-3
25	Nov. 29	@ Philadelphia	2-4 L	9-13-3
26	Dec. 1	Philadelphia	5-4 W	10-13-3
27	Dec. 5	@ Pittsburgh	1-3 L	10-14-3
28	Dec. 6	@ New York	1-4 L	10-15-3
29	Dec. 8	New York	4-1 W	11-15-3
30	Dec. 9	@ California	1-6 L	11-16-3
31	Dec. 12	California	5-2 W	12-16-3
32	Dec. 15	Philadelphia	3-2 W	13-16-3
33	Dec. 18	Montreal	3-4 L	13-17-3
34	Dec. 20	@ New York	1-5 L	13-18-3
35	Dec. 23	@ Toronto	2-7 L	13-19-3
36	Dec. 26	Chicago	2-4 L	13-20-3
37	Dec. 30	@ Los Angeles	4-1 W	14-20-3
38	Jan. 2	St. Louis	1-3 L	14-21-3
39	Jan. 6	@ Montreal	3-7 L	14-22-3

No	Date	Opponent	Score	Record
40	Jan. 7	@ Boston	4-6 L	14-23-3
41	Jan. 9	@ St. Louis	2-2 T	14-23-4
42	Jan. 12	New York	2-4 L	14-24-4
43	Jan. 16	Pittsburgh	3-4 L	14-25-4
44	Jan. 17	@ California	3-1 W	15-25-4
45	Jan. 20	Toronto	1-5 L	15-26-4
46	Jan. 23	@ Pittsburgh	1-4 L	15-27-4
47	Jan. 24	@ Detroit	3-7 L	15-28-4
48	Jan. 26	Chicago	3-3 T	15-28-5
49	Jan. 29	Minnesota	1-2 L	15-29-5
50	Jan. 31	Buffalo	1-6 L	15-30-5
51	Feb. 2	Montreal	2-5 L	15-31-5
52	Feb. 6	New York	4-5 L	15-32-5
53	Feb. 9	Buffalo	6-3 W	16-32-5
54	Feb. 12	Detroit	5-3 W	17-32-5
55	Feb. 14	@ Chicago	1-3 L	17-33-5
56	Feb. 16	Boston	5-4 W	18-33-5
57	Feb. 19	Philadelphia	2-3 L	18-34-5
58	Feb. 22	Montreal	3-3 T	18-34-6
59	Feb. 25	@ Boston	3-8 L	18-35-6
60	Feb. 27	@ Philadelphia	1-8 L	18-36-6
61	Feb. 28	@ New York	2-4 L	18-37-6
62	Mar. 3	@ Toronto	1-3 L	18-38-6
63	Mar. 6	@ Minnesota	1-3 L	18-39-6
64	Mar. 7	@ Buffalo	3-6 L	18-40-6
65	Mar. 9	@ Montreal	3-3 T	18-40-7
66	Mar. 11	Detroit	7-3 W	19-40-7
67	Mar. 13	Boston	3-6 L	19-41-7
68	Mar. 16	Chicago	4-7 L	19-42-7
69	Mar. 19	Pittsburgh	6-4 W	20-42-7
70	Mar. 21	Minnesota	3-6 L	20-43-7
71	Mar. 23	St. Louis	4-1 W	21-43-7
72	Mar. 25	@ Detroit	3-4 L	21-44-7
73	Mar. 26	@ Buffalo	1-3 L	21-45-7
74	Mar. 28	California	11-5 W	22-45-7
75	Mar. 30	@ Minnesota	2-1 W	23-45-7
76	Mar. 31	@ Los Angeles	2-2 T	23-45-8
77	Apr. 2	@ California	7-2 W	24-45-8
78	Apr. 4	Los Angeles	2-4 L	24-46-8

EAST DIVISION FINISH

7th (48 Points)

COACH

Hal Laycoe

GM

No man Robert Poile

CAPTAIN

Orland Kurtenbach

SCORING

Player	GP	G	A	PTS	PIM
Boudrias	78	27	34	61	26
Kurtenbach	78	24	37	61	48
Guevremont	75	13	38	51	44
Balon	VAN 56	19	19	38	21
	NYR 19	4	5	9	2
Maki	76	22	25	47	43
Connelly	VAN 53	14	20	34	12
	STL 15	5	5	10	2
Tallon	69	17	27	44	78
Paient	69	10	19	29	117
Kearns	73	3	26	29	59
Schmautz	60	12	13	25	82
Taylor	69	9	13	22	88
Lemieux	42	7	9	16	4
Schella	77	2	13	15	166
Hall	32	6	6	12	6

Player	GP	G	A	PTS	PIM	
Boddy	40	2	5	7	45	
Wilkins	45	2	5	7	65	
Corrigan	19	3	4	7	25	
Ward	71	2	4	6	4	
Lalonde	27	1	5	6	2	
Quinn	57	2	3	5	63	
Stewart	42	3	1	4	10	
Johnson	11	1	3	4	0	
Speck	18	1	2	3	0	
Popiel	38	1	1	2	36	
Doak	5	0	1	1	23	
Wilson	53	0	0	0	15	
Goaltender	GPI	MIN	GA	SO	AVG	W-L-T
Wilson	53	2,870	173	1	3.61	16-30-3
Dyck	12	573	35	0	3.66	1-6-2
Gardner	24	1,237	86	0	4.17	3-14-3

RESULTS

No	Date	Opponent	Score	Record
1	Oct. 8	Toronto	2-3 L	0-1-0
2	Oct. 10	Los Angeles	3-4 L	0-2-0
3	Oct. 12	Philadelphia	3-2 W	1-2-0
4	Oct. 15	@ California	9-6 W	2-2-0
5	Oct. 16	Pittsburgh	1-2 L	2-3-0
6	Oct. 19	@ St. Louis	3-1 W	3-3-0
7	Oct. 20	@ Minnesota	0-7 L	3-4-0
8	Oct. 22	Montreal	0-6 L	3-5-0
9	Oct. 24	Boston	3-4 L	3-6-0
10	Oct. 27	@ Toronto	0-0 T	3-6-1
11	Oct. 28	@ Philadelphia	2-3 L	3-7-1
12	Oct. 30	Buffalo	4-4 T	3-7-2
13	Oct. 31	Chicago	6-2 W	4-7-2
14	Nov. 5	Pittsburgh	4-2 W	5-7-2
15	Nov. 6	New York	1-3 L	5-8-2
16	Nov. 10	@ Pittsburgh	1-3 L	5-9-2
17	Nov. 11	@ Philadelphia	3-4 L	5-10-2
18	Nov. 13	@ Toronto	2-2 T	5-10-3
19	Nov. 14	@ New York	1-6 L	5-11-3
20	Nov. 17	@ Chicago	0-3 L	5-12-3
21	Nov. 18	@ Boston	0-5 L	5-13-3
22	Nov. 21	Detroit	2-2 T	5-13-4
23	Nov. 23	Minnesota	1-2 L	5-14-4
24	Nov. 27	Buffalo	5-2 W	6-14-4
25	Nov. 30	Chicago	4-2 W	7-14-4
26	Dec. 4	@ Montreal	0-7 L	7-15-4
27	Dec. 5	@ New York	3-6 L	7-16-4
28	Dec. 7	St. Louis	2-1 W	8-16-4
29	Dec. 11	Boston	2-6 L	8-17-4
30	Dec. 14	Detroit	3-4 L	8-18-4
31	Dec. 17	Montreal	2-6 L	8-19-4
32	Dec. 19	@ Buffalo	1-5 L	8-20-4
33	Dec. 22	@ Detroit	0-3 L	8-21-4
34	Dec. 26	California	6-2 W	9-21-4
35	Dec. 29	@ Los Angeles	1-3 L	9-22-4
36	Jan. 2	Los Angeles	3-6 L	9-23-4
37	Jan. 5	@ Montreal	4-6 L	9-24-4
38	Jan. 8	@ Minnesota	5-1 W	10-24-4
39	Jan. 11	Minnesota	2-2 T	10-24-5

No	Date	Opponent	Score	Record
40	Jan. 14	@ California	3-5 L	10-25-5
41	Jan. 15	California	4-3 W	11-25-5
42	Jan. 19	@ Pittsburgh	6-1 W	12-25-5
43	Jan. 20	@ Buffalo	0-1 L	12-26-5
44	Jan. 22	New York	5-2 W	13-26-5
45	Jan. 27	@ Chicago	0-4 L	13-27-5
46	Jan. 29	Toronto	5-2 W	14-27-5
47	Jan. 30	California	0-2 L	14-28-5
48	Feb. 2	@ California	5-1 W	15-28-5
49	Feb. 4	Chicago	2-6 L	15-29-5
50	Feb. 6	Montreal	2-4 L	15-30-5
51	Feb. 8	Philadelphia	1-3 L	15-31-5
52	Feb. 10	@ Boston	1-9 L	15-32-5
53	Feb. 12	@ St. Louis	4-5 L	15-33-5
54	Feb. 13	@ Pittsburgh	4-6 L	15-34-5
55	Feb. 15	New York	1-5 L	15-35-5
56	Feb. 18	St. Louis	5-2 W	16-35-5
57	Feb. 19	@ Los Angeles	3-5 L	16-36-5
58	Feb. 22	Boston	3-4 L	16-37-5
59	Feb. 24	@ Detroit	0-2 L	16-38-5
60	Feb. 26	@ Toronto	1-7 L	16-39-5
61	Feb. 27	@ Chicago	3-3 T	16-39-6
62	Feb. 29	@ Detroit	2-8 L	16-40-6
63	Mar. 2	@ Boston	3-7 L	16-41-6
64	Mar. 4	@ Montreal	0-5 L	16-42-6
65	Mar. 5	@ New York	1-6 L	16-43-6
66	Mar. 8	Philadelphia	5-6 L	16-44-6
67	Mar. 10	Buffalo	3-2 W	17-44-6
68	Mar. 14	Pittsburgh	4-7 L	17-45-6
69	Mar. 16	@ Minnesota	2-6 L	17-46-6
70	Mar. 17	@ Buffalo	6-2 W	18-46-6
71	Mar. 19	St. Louis	3-3 T	18-46-7
72	Mar. 21	Detroit	5-7 L	18-47-7
73	Mar. 24	Toronto	5-3 W	19-47-7
74	Mar. 26	@ Philadelphia	1-4 L	19-48-7
75	Mar. 28	@ St. Louis	1-2 L	19-49-7
76	Mar. 29	@ Los Angeles	2-4 L	19-50-7
77	Mar. 31	Los Angeles	4-4 T	19-50-8
78	Apr. 2	Minnesota	4-1 W	20-50-8

EAST DIVISION FINISH

7th (53 Points)

COACH

Vic Stasiuk

GM

Norman Robert Poile

CAPTAIN

Orland Kurtenbach

SCORING

Player	GP	G	A	PTS	PIM
Schmautz	77	38	33	71	137
Boudrias	77	30	40	70	24
Lemieux	78	17	35	52	41
Lalonde	77	20	27	47	32
Tannahill	78	22	21	43	21
Guevremont	78	16	26	42	46
Lever	78	12	26	38	49
Tallon	75	13	24	37	83
Wright	71	10	27	37	32
Kearns	72	4	33	37	51
O'Flaherty	78	13	17	30	29
Wilkins	76	11	17	28	133
Kurtenbach	47	9	19	28	38
Mair	NYI 49	2	11	13	41
	VAN 15	1	0	1	8

Player	GP	G	A	PTS	PIM	
Boddy	74	3	11	14	70	
Maki	26	3	10	13	6	
McSheffrey	33	4	4	8	10	
Hargreaves	59	1	6	7	72	
Wilcox	31	3	2	5	15	
Balon	57	3	2	5	22	
Wilson	43	0	1	1	6	
Homenuke	1	0	0	0	0	
Bullock	4	0	0	0	2	
Bolonchuk	15	0	0	0	6	
Goaltender	GPI	MIN	GA	SO	AVG	W-L-T
Wilson	43	2,432	159	1	3.94	13-21-5
Dyck	25	1,297	98	1	4.53	5-17-1
Bullock	14	840	67	0	4.79	3-8-3
McLelland	2	120	10	0	5.00	1-1-0

RESULTS

No	Date	Opponent	Score	Record
1	Oct. 7	California	3-2 W	1-0-0
2	Oct. 11	@ NY Rangers	3-5 L	1-1-0
3	Oct. 12	@ Philadelphia	3-7 L	1-2-0
4	Oct. 14	@ Minnesota	3-3 T	1-2-1
5	Oct. 17	Chicago	6-3 W	2-2-1
6	Oct. 19	@ Buffalo	0-6 L	2-3-1
7	Oct. 21	@ Montreal	3-5 L	2-4-1
8	Oct. 22	@ Boston	5-4 W	3-4-1
9	Oct. 24	Pittsburgh	0-4 L	3-5-1
10	Oct. 28	Atlanta	1-2 L	3-6-1
11	Oct. 31	@ Los Angeles	1-4 L	3-7-1
12	Nov. 3	NY Islanders	7-2 W	4-7-1
13	Nov. 5	Boston	2-4 L	4-8-1
14	Nov. 8	@ NY Rangers	2-5 L	4-9-1
15	Nov. 11	@ Pittsburgh	4-3 W	5-9-1
16	Nov. 12	@ Atlanta	1-3 L	5-10-1
17	Nov. 14	Detroit	3-3 T	5-10-2
18	Nov. 17	Los Angeles	8-4 W	6-10-2
19	Nov. 19	Buffalo	9-5 W	7-10-2
20	Nov. 21	@ St. Louis	2-4 L	7-11-2
21	Nov. 22	@ Chicago	2-5 L	7-12-2
22	Nov. 24	Montreal	1-9 L	7-13-2
23	Nov. 26	Minnesota	1-3 L	7-14-2
24	Nov. 28	NY Rangers	2-1 W	8-14-2
25	Dec. 1	St. Louis	2-6 L	8-15-2
26	Dec. 5	Toronto	2-5 L	8-16-2
27	Dec. 7	@ Atlanta	2-5 L	8-17-2
28	Dec. 9	@ Toronto	5-5 T	8-17-3
29	Dec. 10	@ Detroit	3-3 T	8-17-4
30	Dec. 12	Chicago	1-5 L	8-18-4
31	Dec. 15	Montreal	2-4 L	8-19-4
32	Dec. 16	California	4-3 W	9-19-4
33	Dec. 20	@ Buffalo	3-6 L	9-20-4
34	Dec. 21	@ NY Islanders	4-4 T	9-20-5
35	Dec. 23	@ Detroit	1-5 L	9-21-5
36	Dec. 26	California	4-3 W	10-21-5
37	Dec. 29	Philadelphia	4-4 T	10-21-6
38	Dec. 30	NY Islanders	5-2 W	11-21-6
39	Jan. 1	Boston	2-8 L	11-22-6

No	Date	Opponent	Score	Record
40	Jan. 3	@ California	3-11 L	11-23-6
41	Jan. 6	@ Pittsburgh	2-4 L	11-24-6
42	Jan. 7	@ Atlanta	2-5 L	11-25-6
43	Jan. 9	St. Louis	3-0 W	12-25-6
44	Jan. 12	Detroit	1-7 L	12-26-6
45	Jan. 14	Montreal	0-3 L	12-27-6
46	Jan. 16	Toronto	6-4 W	13-27-6
47	Jan. 19	Los Angeles	0-4 L	13-28-6
48	Jan. 20	NY Rangers	3-4 L	13-29-6
49	Jan. 24	@ Chicago	3-3 T	13-29-7
50	Jan. 26	NY Islanders	5-1 W	14-29-7
51	Jan. 27	St. Louis	1-3 L	14-30-7
52	Feb. 1	@ Philadelphia	4-5 L	14-31-7
53	Feb. 3	@ Toronto	2-1 W	15-31-7
54	Feb. 4	@ Detroit	2-8 L	15-32-7
55	Feb. 6	@ St. Louis	1-5 L	15-33-7
56	Feb. 9	Philadelphia	5-10 L	15-34-7
57	Feb. 11	@ Minnesota	3-6 L	15-35-7
58	Feb. 13	@ Boston	3-7 L	15-36-7
59	Feb. 14	@ Pittsburgh	2-6 L	15-37-7
60	Feb. 16	Atlanta	5-0 W	16-37-7
61	Feb. 17	Detroit	2-2 T	16-37-8
62	Feb. 20	Boston	6-7 L	16-38-8
63	Feb. 22	@ Buffalo	1-3 L	16-39-8
64	Feb. 24	@ Montreal	3-7 L	16-40-8
65	Feb. 28	@ Toronto	2-7 L	16-41-8
66	Mar. 3	@ NY Islanders	3-9 L	16-42-8
67	Mar. 4	@ NY Rangers	4-3 W	17-42-8
68	Mar. 9	Buffalo	5-2 W	18-42-8
69	Mar. 10	Chicago	2-4 L	18-43-8
70	Mar. 14	@ California	5-2 W	19-43-8
71	Mar. 16	Los Angeles	4-2 W	20-43-8
72	Mar. 17	Pittsburgh	6-1 W	21-43-8
73	Mar. 21	@ Montreal	2-3 L	21-44-8
74	Mar. 22	@ Philadelphia	0-9 L	21-45-8
75	Mar. 25	Toronto	7-4 W	22-45-8
76	Mar. 27	@ Minnesota	3-4 L	22-46-8
77	Mar. 30	Minnesota	3-3 T	22-46-9
78	Mar. 31	@ Los Angeles	3-6 L	22-47-9

EAST DIVISION FINISH

7th (59 Points)

COACH

Bill McCreary

GM

Hal Laycoe,
Phil Maloney

CAPTAIN

Orland Kurtenbach

SCORING

Player	GP	G	A	PTS	PIM
Boudrias	78	16	59	75	18
Ververgaert	78	26	31	57	25
Lever	78	23	25	48	28
Schmautz	49	26	19	45	58
O'Flaherty	78	22	20	42	18
Guevremont	72	15	24	39	34
Dunn	68	11	22	33	76
Wilkins	78	3	28	31	123
Oddleifson	BOS 49	10	11	21	25
	VAN 21	3	5	8	19
Bordeleau	68	11	13	24	20
Dailey	76	7	17	24	143
Lemieux	72	5	17	22	23
Kurtenbach	52	8	13	21	30
Tannahill	33	8	12	20	4
Gould	BUF 30	4	2	6	2
	VAN 45	9	10	19	8
Kearns	52	4	13	17	30
McSheffrey	54	9	3	12	34
Boddy	53	2	10	12	59
Korab	31	4	7	11	64

Player	GP	G	A	PTS	PIM
Pratt	BUF 33	0	7	7	52
	VAN 45	3	8	11	44
Lalonde	36	3	4	7	18
Wright	20	3	3	6	11
Mair	6	1	3	4	0
Lampman	STL 15	1	0	1	0
	VAN 14	1	0	1	0
Seguin	1	1	0	1	0
McCord	3	0	0	0	6
Sobchuk	1	0	0	0	0
Folco	2	0	0	0	0
Gloor	2	0	0	0	0
L. Gould	2	0	0	0	0
Stone	2	0	0	0	0
O'Neil	5	0	0	0	0
Caron	10	0	0	0	2
Smith	65	0	0	0	47

Goaltender	GPI	MIN	GA	SO	AVG	W-L-T
Smith	65	3,632	208	3	3.44	20-33-8
Dyck	12	583	45	0	4.63	2-5-2
Caron	10	465	38	0	4.90	2-5-1

RESULTS

No	Date	Opponent	Score	Record
1	Oct. 10	@ Boston	4-6 L	0-1-0
2	Oct. 13	@ Montreal	4-3 L	0-2-0
3	Oct. 14	@ Buffalo	3-1 W	1-2-0
4	Oct. 17	@ Chicago	0-5 L	1-3-0
5	Oct. 19	Philadelphia	2-1 W	2-3-0
6	Oct. 23	Atlanta	3-0 W	3-3-0
7	Oct. 26	Detroit	8-3 W	4-3-0
8	Oct. 30	NY Rangers	3-3 T	4-3-1
9	Nov. 2	St. Louis	1-3 L	4-4-1
10	Nov. 6	Buffalo	3-2 W	5-4-1
11	Nov. 9	Chicago	0-4 L	5-5-1
12	Nov. 11	@ Boston	2-4 L	5-6-1
13	Nov. 13	@ St. Louis	1-6 L	5-7-1
14	Nov. 14	@ Minnesota	3-6 L	5-8-1
15	Nov. 16	Toronto	3-3 T	5-8-2
16	Nov. 17	Philadelphia	2-2 T	5-8-3
17	Nov. 21	@ Pittsburgh	4-5 L	5-9-3
18	Nov. 23	@ Atlanta	1-4 L	5-10-3
19	Nov. 25	@ NY Rangers	0-5 L	5-11-3
20	Nov. 27	@ St. Louis	2-2 T	5-11-4
21	Nov. 30	Minnesota	4-5 L	5-12-4
22	Dec. 4	Los Angeles	2-3 L	5-13-4
23	Dec. 7	Atlanta	0-2 L	5-14-4
24	Dec. 8	Pittsburgh	3-2 W	6-14-4
25	Dec. 11	Montreal	2-2 T	6-14-5
26	Dec. 15	@ Boston	2-7 L	6-15-5
27	Dec. 16	@ Detroit	5-7 L	6-16-5
28	Dec. 18	@ NY Islanders	2-2 T	6-16-6
29	Dec. 20	@ Philadelphia	3-9 L	6-17-6
30	Dec. 22	@ Toronto	6-4 W	7-17-6
31	Dec. 23	@ Chicago	2-6 L	7-18-6
32	Dec. 26	California	6-4 W	8-18-6
33	Dec. 28	Minnesota	3-5 L	8-19-6
34	Dec. 29	NY Islanders	3-4 L	8-20-6
35	Jan. 1	Boston	2-2 T	8-20-7
36	Jan. 3	@ NY Islanders	2-3 L	8-21-7
37	Jan. 5	@ Montreal	3-5 L	8-22-7
38	Jan. 6	@ Buffalo	3-6 L	8-23-7
39	Jan. 8	St. Louis	1-3 L	8-24-7

No	Date	Opponent	Score	Record
40	Jan. 11	@ California	3-2 W	9-24-7
41	Jan. 12	NY Rangers	1-6 L	9-25-7
42	Jan. 15	Toronto	4-2 W	10-25-7
43	Jan. 18	Pittsburgh	2-6 L	10-26-7
44	Jan. 20	@ Chicago	2-7 L	10-27-7
45	Jan. 22	Philadelphia	2-3 L	10-28-7
46	Jan. 25	Minnesota	4-5 L	10-29-7
47	Jan. 27	@ Buffalo	3-2 W	11-29-7
48	Jan. 30	@ Detroit	7-3 W	12-29-7
49	Feb. 2	NY Islanders	2-2 T	12-29-8
50	Feb. 6	@ California	2-4 L	12-30-8
51	Feb. 9	Detroit	5-4 W	13-30-8
52	Feb. 10	Buffalo	5-2 W	14-30-8
53	Feb. 12	@ St. Louis	3-2 W	15-30-8
54	Feb. 13	@ Minnesota	3-3 T	15-30-9
55	Feb. 15	Boston	2-4 L	15-31-9
56	Feb. 16	NY Rangers	4-9 L	15-32-9
57	Feb. 19	@ Los Angeles	4-3 W	16-32-9
58	Feb. 21	@ Montreal	2-5 L	16-33-9
59	Feb. 23	@ Toronto	4-3 W	17-33-9
60	Feb. 26	@ NY Islanders	1-1 T	17-33-10
61	Feb. 27	@ NY Rangers	2-4 L	17-34-10
62	Mar. 2	@ Pittsburgh	1-6 L	17-35-10
63	Mar. 3	@ Atlanta	3-5 L	17-36-10
64	Mar. 8	Buffalo	2-4 L	17-37-10
65	Mar. 9	Chicago	4-4 T	17-37-11
66	Mar. 12	Detroit	1-2 L	17-38-11
67	Mar. 15	Atlanta	3-0 W	18-38-11
68	Mar. 16	Pittsburgh	6-8 L	18-39-11
69	Mar. 20	@ NY Rangers	7-5 W	19-39-11
70	Mar. 21	@ Philadelphia	1-3 L	19-40-11
71	Mar. 23	@ Los Angeles	0-5 L	19-41-11
72	Mar. 24	Toronto	3-2 W	20-41-11
73	Mar. 26	Montreal	3-4 L	20-42-11
74	Mar. 30	NY Islanders	4-2 W	21-42-11
75	Mar. 31	California	7-0 W	22-42-11
76	Apr. 3	@ California	4-1 W	23-42-11
77	Apr. 5	Los Angeles	5-2 W	24-42-11
78	Apr. 6	@ Los Angeles	1-1 L	24-43-11

SMYTHE DIVISION FINISH

1st (86 Points)

COACH

Phil Maloney

GM

Phil Maloney

CAPTAIN

Alternates Only

SCORING

Player	GP	G	A	PTS	PIM
Boudrias	77	16	62	78	46
Lever	80	38	30	68	49
Gould	78	34	31	65	27
Ververgaert	57	19	32	51	25
Oddleifson	60	16	35	51	54
Bordeleau	67	17	31	48	21
Dailey	70	12	36	48	103
Lalonde	74	17	30	47	48
O'Flaherty	80	25	17	42	37
Monahan	79	14	20	34	51
Rocheport	76	18	11	29	2
Robitaille	69	12	15	27	20
Boddy	66	2	23	25	31
Meehan	57	10	15	25	4
DeMarco	PIT 8	2	1	3	4
	VAN 61	10	14	24	21
Pratt	79	5	17	22	145
Grisdale	60	1	12	13	95

Player	GP	G	A	PTS	PIM
Kearns	49	1	11	12	31
Sedlbauer	26	3	4	7	17
Murray	ATL 42	3	3	6	22
	VAN 13	1	5	6	8
Snepsts	27	1	2	3	30
Mair	2	0	1	1	0
Smith	72	0	1	1	33
Wilkins	7	0	1	1	6
Guevremont	2	0	0	0	0
Dunn	1	0	0	0	11
Wiley	1	0	0	0	0
Hurlburt	1	0	0	0	2
Wilcox	2	0	0	0	0
Lockett	25	0	0	0	2

Goaltender	GPI	MIN	GA	SO	AVG	W-L-T
Smith	72	3,828	197	6	3.09	32-24-9
Lockett	25	912	48	2	3.16	6-7-1
Bullock	1	60	4	0	4.00	0-1-0

RESULTS

No	Date	Opponent	Score	Record
1	Oct. 9	Atlanta	3-3 T	0-0-1
2	Oct. 12	St. Louis	3-5 L	0-1-1
3	Oct. 15	@ St. Louis	6-4 W	1-1-1
4	Oct. 16	@ Minnesota	1-1 T	1-1-2
5	Oct. 19	@ Toronto	5-4 W	2-1-2
6	Oct. 20	@ NY Rangers	1-0 W	3-1-2
7	Oct. 22	Minnesota	2-3 L	3-2-2
8	Oct. 25	Kansas City	5-3 W	4-2-2
9	Oct. 26	Philadelphia	2-3 L	4-3-2
10	Oct. 29	Detroit	7-0 W	5-3-2
11	Nov. 1	Pittsburgh	7-4 W	6-3-2
12	Nov. 5	NY Rangers	2-1 W	7-3-2
13	Nov. 7	@ Kansas City	6-4 W	8-3-2
14	Nov. 9	@ Montreal	3-4 L	8-4-2
15	Nov. 10	@ Detroit	4-2 W	9-4-2
16	Nov. 12	Chicago	1-0 W	10-4-2
17	Nov. 15	Los Angeles	2-2 T	10-4-3
18	Nov. 16	Toronto	5-2 W	11-4-3
19	Nov. 19	St. Louis	6-3 W	12-4-3
20	Nov. 21	@ Philadelphia	4-3 W	13-4-3
21	Nov. 23	@ NY Islanders	3-3 T	13-4-4
22	Nov. 24	@ Boston	4-7 L	13-5-4
23	Nov. 26	@ Kansas City	3-4 L	13-6-4
24	Nov. 27	@ St. Louis	6-1 W	14-6-4
25	Nov. 30	NY Islanders	3-0 W	15-6-4
26	Dec. 3	Minnesota	6-5 W	16-6-4
27	Dec. 6	Atlanta	7-5 W	17-6-4
28	Dec. 8	@ Detroit	2-4 L	17-7-4
29	Dec. 10	California	3-0 W	18-7-4
30	Dec. 12	@ Buffalo	5-3 W	19-7-4
31	Dec. 14	@ Kansas City	2-2 T	19-7-5
32	Dec. 15	@ Chicago	2-4 L	19-8-5
33	Dec. 17	Washington	4-2 W	20-8-5
34	Dec. 20	Montreal	1-6 L	20-9-5
35	Dec. 22	@ California	6-4 W	21-9-5
36	Dec. 26	@ Los Angeles	1-5 L	21-10-5
37	Dec. 28	Boston	6-4 W	22-10-5
38	Jan. 1	Philadelphia	0-2 L	22-11-5
39	Jan. 4	@ Pittsburgh	3-4 L	22-12-5
40	Jan. 5	@ NY Rangers	2-6 L	22-13-5

No	Date	Opponent	Score	Record
41	Jan. 8	@ Toronto	4-6 L	22-14-5
42	Jan. 9	@ Boston	1-5 L	22-15-5
43	Jan. 12	@ Buffalo	1-5 L	22-16-5
44	Jan. 15	@ Chicago	1-2 L	22-17-5
45	Jan. 17	Buffalo	2-4 L	22-18-5
46	Jan. 18	NY Rangers	2-3 L	22-19-5
47	Jan. 23	@ Washington	3-2 W	23-19-5
48	Jan. 24	@ Atlanta	4-1 W	24-19-5
49	Jan. 26	Toronto	6-4 W	25-19-5
50	Jan. 28	Montreal	1-3 L	25-20-5
51	Feb. 1	Washington	5-2 W	26-20-5
52	Feb. 4	Pittsburgh	2-3 L	26-21-5
53	Feb. 7	Chicago	3-1 W	27-21-5
54	Feb. 11	Kansas City	4-0 W	28-21-5
55	Feb. 14	Detroit	5-4 W	29-21-5
56	Feb. 15	Atlanta	3-3 T	29-21-6
57	Feb. 18	Boston	1-3 L	29-22-6
58	Feb. 21	@ NY Islanders	4-1 W	30-22-6
59	Feb. 22	@ Minnesota	1-4 L	30-23-6
60	Feb. 26	@ Montreal	3-4 L	30-24-6
61	Feb. 27	@ Philadelphia	1-3 L	30-25-6
62	Mar. 1	@ Pittsburgh	3-7 L	30-26-6
63	Mar. 2	@ Washington	7-3 W	31-26-6
64	Mar. 4	@ Minnesota	4-6 L	31-27-6
65	Mar. 5	@ St. Louis	2-5 L	31-28-6
66	Mar. 7	Chicago	2-1 W	32-28-6
67	Mar. 8	NY Islanders	5-7 L	32-29-6
68	Mar. 11	Kansas City	3-3 T	32-29-7
69	Mar. 14	Buffalo	5-1 W	33-29-7
70	Mar. 16	@ Chicago	4-3 W	34-29-7
71	Mar. 18	@ NY Islanders	4-4 T	34-29-8
72	Mar. 19	@ NY Rangers	0-3 L	34-30-8
73	Mar. 21	@ Atlanta	4-12 L	34-31-8
74	Mar. 23	St. Louis	3-3 T	34-31-9
75	Mar. 25	Philadelphia	3-5 L	34-32-9
76	Mar. 28	Los Angeles	4-2 W	35-32-9
77	Mar. 29	@ Los Angeles	3-3 T	35-32-10
78	Apr. 1	California	7-0 W	36-32-10
79	Apr. 2	@ California	3-0 W	37-32-10
80	Apr. 4	Minnesota	4-1 W	38-32-10

SMYTHE DIVISION FINISH

2nd (81 Points)

COACH

Phil Maloney

GM

Phil Maloney

CAPTAIN

Andre Boudrias

SCORING

Player	GP	G	A	PTS	PIM
Ververgaert	80	37	34	71	53
Lever	80	25	40	65	93
Oddleifson	80	16	46	62	88
Gould	70	32	27	59	16
Blight	74	25	31	56	29
Kearns	80	5	46	51	48
Lalonde	71	14	36	50	46
Dailey	67	15	24	39	119
O'Flaherty	68	20	18	38	47
Boudrias	71	7	31	38	10
Monahan	66	16	17	33	39
Sedlbauer	56	19	13	32	66
Robitaille	71	8	19	27	69
Snepsts	78	3	15	18	125
Bordeleau	48	5	12	17	6
Walton	10	8	8	16	9

Player	GP	G	A	PTS	PIM	
Boddy	34	5	6	11	33	
DeMarco	34	3	8	11	2	
Richardson	24	3	6	9	19	
Grisdale	38	2	6	8	54	
Murray	65	2	5	7	28	
Pratt	52	1	5	6	72	
Rocheffort	11	0	3	3	0	
Smith	51	0	1	1	24	
Gassoff	4	0	0	0	5	
Lockett	30	0	0	0	6	
Ridley	9	0	0	0	0	
Wiley	2	0	0	0	2	
Goaltender	GPI	MIN	GA	SO	AVG	W-L-T
Ridley	9	500	19	1	2.28	6-0-2
Lockett	30	1,436	83	0	3.47	7-8-7
Smith	51	2,864	167	2	3.50	20-24-6

RESULTS

No	Date	Opponent	Score	Record
1	Oct. 8	@ Minnesota	3-2 W	1-0-0
2	Oct. 11	@ Kansas City	2-4 L	1-1-0
3	Oct. 12	@ Chicago	0-3 L	1-2-0
4	Oct. 14	Washington	7-2 W	2-2-0
5	Oct. 17	Los Angeles	3-5 L	2-3-0
6	Oct. 19	@ NY Rangers	1-8 L	2-4-0
7	Oct. 21	@ NY Islanders	5-5 T	2-4-1
8	Oct. 22	@ Toronto	2-3 L	2-5-1
9	Oct. 24	Minnesota	4-2 W	3-5-1
10	Oct. 28	Atlanta	2-3 L	3-6-1
11	Oct. 30	@ Buffalo	4-4 T	3-6-2
12	Nov. 1	@ St. Louis	3-3 T	3-6-3
13	Nov. 2	@ Chicago	1-6 L	3-7-3
14	Nov. 4	NY Rangers	2-4 L	3-8-3
15	Nov. 8	Boston	4-2 W	4-8-3
16	Nov. 11	Toronto	3-2 W	5-8-3
17	Nov. 15	NY Islanders	4-3 W	6-8-3
18	Nov. 18	@ Atlanta	2-2 T	6-8-4
19	Nov. 19	@ Washington	5-2 W	7-8-4
20	Nov. 22	Chicago	1-1 T	7-8-5
21	Nov. 25	Buffalo	5-0 W	8-8-5
22	Nov. 26	@ California	1-2 L	8-9-5
23	Nov. 29	@ Montreal	4-6 L	8-10-5
24	Nov. 30	@ Philadelphia	3-5 L	8-11-5
25	Dec. 3	Detroit	9-1 W	9-11-5
26	Dec. 5	Atlanta	2-6 L	9-12-5
27	Dec. 9	St. Louis	5-3 W	10-12-5
28	Dec. 14	@ Boston	2-3 L	10-13-5
29	Dec. 17	@ Kansas City	5-6 L	10-14-5
30	Dec. 19	Pittsburgh	5-1 W	11-14-5
31	Dec. 20	Montreal	2-2 T	11-14-6
32	Dec. 27	@ St. Louis	2-4 L	11-15-6
33	Dec. 28	@ Detroit	3-2 W	12-15-6
34	Dec. 30	Kansas City	5-2 W	13-15-6
35	Jan. 2	Boston	4-4 T	13-15-7
36	Jan. 4	@ Detroit	4-3 W	14-15-7
37	Jan. 6	@ Washington	5-3 W	15-15-7
38	Jan. 8	@ Buffalo	5-8 L	15-16-7
39	Jan. 10	@ Pittsburgh	3-3 T	15-16-8
40	Jan. 11	@ Atlanta	2-5 L	15-17-8

No	Date	Opponent	Score	Record
41	Jan. 14	NY Rangers	5-1 W	16-17-8
42	Jan. 16	Chicago	1-2 L	16-18-8
43	Jan. 17	California	3-5 L	16-19-8
44	Jan. 21	@ Minnesota	1-5 L	16-20-8
45	Jan. 23	Minnesota	8-3 W	17-20-8
46	Jan. 24	Toronto	5-5 T	17-20-9
47	Jan. 27	Montreal	2-2 T	17-20-10
48	Jan. 30	Washington	4-2 W	18-20-10
49	Feb. 1	@ Chicago	3-2 W	19-20-10
50	Feb. 3	Buffalo	2-1 W	20-20-10
51	Feb. 5	@ Philadelphia	1-6 L	20-21-10
52	Feb. 6	@ St. Louis	3-5 L	20-22-10
53	Feb. 8	Pittsburgh	3-7 L	20-23-10
54	Feb. 10	NY Islanders	3-2 W	21-23-10
55	Feb. 12	@ Montreal	6-4 W	22-23-10
56	Feb. 14	@ Toronto	4-3 W	23-23-10
57	Feb. 17	Philadelphia	2-2 T	23-23-11
58	Feb. 18*	Philadelphia	4-6 L	23-24-11
59	Feb. 20	Minnesota	7-0 W	24-24-11
60	Feb. 21	St. Louis	5-4 W	25-24-11
61	Feb. 24	Chicago	1-4 L	25-25-11
62	Feb. 28	@ Pittsburgh	4-5 L	25-26-11
63	Feb. 29	@ Boston	3-5 L	25-27-11
64	Mar. 3	@ NY Rangers	3-3 T	25-27-12
65	Mar. 4	@ NY Islanders	3-3 T	25-27-13
66	Mar. 6	@ Kansas City	5-3 W	26-27-13
67	Mar. 7	@ Minnesota	4-3 W	27-27-13
68	Mar. 9	@ Los Angeles	1-6 L	27-28-13
69	Mar. 10	Kansas City	3-1 W	28-28-13
70	Mar. 13	NY Rangers	3-7 L	28-29-13
71	Mar. 16	Detroit	4-2 W	29-29-13
72	Mar. 18	@ Philadelphia	2-3 L	29-30-13
73	Mar. 19	@ Atlanta	2-2 T	29-30-14
74	Mar. 21	St. Louis	2-5 L	29-31-14
75	Mar. 23	NY Islanders	5-2 W	30-31-14
76	Mar. 26	Los Angeles	4-3 W	31-31-14
77	Mar. 27	@ Los Angeles	3-7 L	31-32-14
78	Mar. 30	California	4-4 T	31-32-15
79	Apr. 2	@ California	5-0 W	32-32-15
80	Apr. 4	Kansas City	5-2 W	33-32-15

SMYTHE DIVISION FINISH

4th (63 Points)

COACH

Phil Maloney
Orland Kurtenbach

GM

Phil Maloney

CAPTAIN

Chris Oddleifson

SCORING

Player	GP	G	A	PTS	PIM
Blight	78	28	40	68	32
Kearns	80	5	55	60	60
Lever	80	27	30	57	28
Ververgaert	79	27	18	45	38
Monahan	VAN 76	18	26	44	48
	TOR 1	0	0	0	0
Graves	ATL 25	8	5	13	17
	VAN 54	10	20	30	17
Oddleifson	80	14	26	40	81
Sedlbauer	70	18	20	38	29
Sanderson	STL 32	8	13	21	26
	VAN 16	7	9	16	30
Lalonde	68	17	15	32	39
Walton	40	7	24	31	32
O'Flaherty	72	12	12	24	20
Goodenough	PHI 32	4	13	17	21
	VAN 30	2	4	6	27
Snepsts	79	4	18	22	149
Dailley	44	4	16	20	52
Spruce	51	9	6	15	37
Carriere	ATL 25	2	3	5	16

	VAN	49	1	9	10	55
Player	GP	G	A	PTS	PIM	
J. Gould	25	7	8	15	2	
Ralph Stewart	34	6	8	14	4	
McIlhargey	PHI	40	2	1	3	164
	VAN	21	1	7	8	61
Gassoff	37	6	4	10	35	
Wiley	34	4	6	10	4	
Robitaille	40	0	9	9	21	
Fortier	58	1	3	4	125	
Grisdale	20	0	2	2	20	
Maniago	47	0	1	1	0	
Bullock	1	0	0	0	0	
Manno	2	0	0	0	0	
Flockhart	5	0	0	0	0	
Murray	12	0	0	0	6	
Ridley	37	0	0	0	4	
Goaltender	GPI	MIN	GA	SO	AVG	W-L-T
Maniago	47	2,699	151	1	3.36	17-21-9
Ridley	37	2,074	134	0	3.88	8-21-4
Bullock	1	27	3	0	6.67	0-0-0

RESULTS

No	Date	Opponent	Score	Record
1	Oct. 6	@ Pittsburgh	5-9 L	0-1-0
2	Oct. 9	@ Montreal	0-3 L	0-2-0
3	Oct. 10	@ Chicago	1-5 L	0-3-0
4	Oct. 13	Washington	4-1 W	1-3-0
5	Oct. 16	St. Louis	3-6 L	1-4-0
6	Oct. 19	@ NY Islanders	1-6 L	1-5-0
7	Oct. 20	@ Buffalo	0-4 L	1-6-0
8	Oct. 22	@ Atlanta	5-3 W	2-6-0
9	Oct. 24	@ NY Rangers	5-4 W	3-6-0
10	Oct. 26	@ St. Louis	2-5 L	3-7-0
11	Oct. 28	Cleveland	3-1 W	4-7-0
12	Oct. 30	Atlanta	3-3 T	4-7-1
13	Nov. 1	NY Islanders	2-3 L	4-8-1
14	Nov. 3	NY Rangers	1-6 L	4-9-1
15	Nov. 5	Los Angeles	4-1 W	5-9-1
16	Nov. 7	@ Boston	1-3 L	5-10-1
17	Nov. 9	@ Washington	2-4 L	5-11-1
18	Nov. 11	@ Philadelphia	4-6 L	5-12-1
19	Nov. 13	Toronto	0-3 L	5-13-1
20	Nov. 17	Buffalo	2-3 L	5-14-1
21	Nov. 19	NY Islanders	4-6 L	5-15-1
22	Nov. 22	NY Rangers	2-3 L	5-16-1
23	Nov. 24	@ Buffalo	4-4 T	5-16-2
24	Nov. 25	@ Boston	2-4 L	5-17-2
25	Nov. 27	Chicago	4-3 W	6-17-2
26	Dec. 1	Detroit	2-5 L	6-18-2
27	Dec. 3	@ Colorado	2-3 L	6-19-2
28	Dec. 5	@ Chicago	4-2 W	7-19-2
29	Dec. 7	@ Washington	3-4 L	7-20-2
30	Dec. 8	@ Toronto	4-3 W	8-20-2
31	Dec. 11	Colorado	4-4 T	8-20-3
32	Dec. 14	Buffalo	3-6 L	8-21-3
33	Dec. 16	@ Detroit	3-7 L	8-22-3
34	Dec. 18	@ Minnesota	3-1 W	9-22-3
35	Dec. 20	Montreal	4-5 L	9-23-3
36	Dec. 22	@ Los Angeles	3-2 W	10-23-3
37	Dec. 23	St. Louis	2-4 L	10-24-3
38	Dec. 27	Philadelphia	1-5 L	10-25-3
39	Dec. 29	Boston	1-8 L	10-26-3
40	Jan. 1	@ NY Islanders	5-1 W	11-26-3

No	Date	Opponent	Score	Record
41	Jan. 2	@ NY Rangers	3-5 L	11-27-3
42	Jan. 4	@ Pittsburgh	2-2 T	11-27-4
43	Jan. 5	@ Atlanta	1-4 L	11-28-4
44	Jan. 7	@ Cleveland	4-8 L	11-29-4
45	Jan. 8	@ St. Louis	5-2 W	12-29-4
46	Jan. 12	Minnesota	5-3 W	13-29-4
47	Jan. 15	Cleveland	2-4 L	13-30-4
48	Jan. 19	Pittsburgh	0-3 L	13-31-4
49	Jan. 21	Toronto	1-3 L	13-32-4
50	Jan. 23	NY Rangers	6-2 W	14-32-4
51	Jan. 27	Chicago	1-1 T	14-32-5
52	Jan. 29	Minnesota	4-3 W	15-32-5
53	Feb. 3	Montreal	4-6 L	15-33-5
54	Feb. 5	@ Minnesota	5-5 T	15-33-6
55	Feb. 6	@ Detroit	2-3 L	15-34-6
56	Feb. 9	@ Montreal	0-6 L	15-35-6
57	Feb. 11	Pittsburgh	3-2 W	16-35-6
58	Feb. 14	NY Islanders	1-2 L	16-36-6
59	Feb. 16	Boston	3-7 L	16-37-6
60	Feb. 19	Atlanta	5-1 W	17-37-6
61	Feb. 21	St. Louis	0-4 L	17-38-6
62	Feb. 24	@ Los Angeles	2-2 T	17-38-7
63	Feb. 26	@ Minnesota	0-3 L	17-39-7
64	Feb. 27	@ Chicago	4-3 W	18-39-7
65	Mar. 2	@ Atlanta	2-1 W	19-39-7
66	Mar. 3	@ Philadelphia	2-5 L	19-40-7
67	Mar. 5	@ Toronto	4-4 T	19-40-8
68	Mar. 9	Washington	5-2 W	20-40-8
69	Mar. 10	Chicago	5-0 W	21-40-8
70	Mar. 12	Colorado	2-2 T	21-40-9
71	Mar. 13	@ Colorado	6-2 W	22-40-9
72	Mar. 15	Detroit	7-1 W	23-40-9
73	Mar. 19	@ St. Louis	4-4 T	23-40-10
74	Mar. 20	@ Colorado	4-1 W	24-40-10
75	Mar. 22	Philadelphia	4-4 T	24-40-11
76	Mar. 25	@ Cleveland	4-4 T	24-40-12
77	Mar. 26	@ Philadelphia	3-9 L	24-41-12
78	Mar. 29	Los Angeles	3-3 T	24-41-13
79	Apr. 1	Colorado	3-6 L	24-42-13
80	Apr. 3	Minnesota	6-3 W	25-42-13

SMYTHE DIVISION FINISH

3rd (57 Points)

COACH

Orland Kurtenbach

GM

Jake Milford

CAPTAIN

Don Lever

SCORING

Player	GP	G	A	PTS	PIM
Walton	65	29	37	66	30
Blight	80	25	38	63	33
Ververgaert	80	21	33	54	23
Lever	75	17	32	49	58
Martin	CHI 7	1	1	2	0
	VAN 67	15	31	46	36
Graves	80	21	26	47	18
Kearns	80	4	43	47	27
Gillis	79	23	18	41	35
Oddleifson	78	17	22	39	64
Sedlbauer	62	18	12	30	25
Monahan	67	10	19	29	28
Alexander	32	8	18	26	6
Snepsts	75	4	16	20	118
Manno	49	5	14	19	29
O'Flaherty	59	6	11	17	15
Gasoff	47	9	6	15	70
Grisdale	42	0	9	9	47
McIlhargey	69	3	5	8	172

Player	GP	G	A	PTS	PIM
Kannegiesser	42	1	7	8	36
Goodenough	42	1	6	7	28
Ralph Stewart	16	2	3	5	0
McCarthy	PHI 22	1	2	3	21
	VAN 1	0	0	0	0
Carriere	7	0	3	3	11
Callander	PHI 15	2	1	3	5
	VAN 17	2	0	2	2
Flockhart	24	0	1	1	12
Ridley	40	0	1	1	9
Veysey	1	0	0	0	0
Bannerman	1	0	0	0	0
Hanlon	4	0	0	0	2
Maniago	46	0	0	0	18

Goaltender	GPI	MIN	GA	SO	AVG	W-L-T
Bannerman	1	20	0	0	0.00	0-0-0
Hanlon	4	200	9	0	2.70	1-2-1
Maniago	46	2,570	172	1	4.02	10-24-8
Ridley	40	2,010	136	0	4.06	9-17-8

RESULTS

No	Date	Opponent	Score	Record
1	Oct. 12	@ NY Rangers	3-6 L	0-1-0
2	Oct. 14	@ Colorado	4-4 T	0-1-1
3	Oct. 15	@ Minnesota	5-3 W	1-1-1
4	Oct. 18	Detroit	3-2 W	2-1-1
5	Oct. 23	Boston	3-3 T	2-1-2
6	Oct. 25	Los Angeles	3-1 W	3-1-2
7	Oct. 27	NY Islanders	2-3 L	3-2-2
8	Oct. 29	Colorado	2-6 L	3-3-2
9	Nov. 2	Toronto	1-5 L	3-4-2
10	Nov. 4	NY Rangers	1-5 L	3-5-2
11	Nov. 6	@ Philadelphia	2-3 L	3-6-2
12	Nov. 8	@ Colorado	2-6 L	3-7-2
13	Nov. 9	@ St. Louis	6-8 L	3-8-2
14	Nov. 11	Minnesota	4-2 W	4-8-2
15	Nov. 15	Cleveland	5-4 W	5-8-2
16	Nov. 17	@ Boston	4-4 T	5-8-3
17	Nov. 19	@ NY Islanders	2-9 L	5-9-3
18	Nov. 20	@ NY Rangers	3-0 W	6-9-3
19	Nov. 22	Pittsburgh	3-3 T	6-9-4
20	Nov. 26	Chicago	2-2 T	6-9-5
21	Nov. 29	Philadelphia	0-3 L	6-10-5
22	Dec. 2	Atlanta	3-2 W	7-10-5
23	Dec. 4	@ Chicago	6-2 W	8-10-5
24	Dec. 6	@ Washington	5-2 W	9-10-5
25	Dec. 7	@ Atlanta	2-2 T	9-10-6
26	Dec. 10	@ Montreal	2-7 L	9-11-6
27	Dec. 11	@ Buffalo	0-3 L	9-12-6
28	Dec. 13	Washington	3-1 W	10-12-6
29	Dec. 17	Buffalo	5-5 T	10-12-7
30	Dec. 19	@ Los Angeles	2-3 L	10-13-7
31	Dec. 20	Atlanta	2-2 T	10-13-8
32	Dec. 23	Minnesota	5-7 L	10-14-8
33	Dec. 27	NY Islanders	2-4 L	10-15-8
34	Dec. 30	Colorado	2-2 T	10-15-9
35	Jan. 1	@ Chicago	3-2 W	11-15-9
36	Jan. 3	@ NY Islanders	1-4 L	11-16-9
37	Jan. 4	@ Pittsburgh	3-8 L	11-17-9
38	Jan. 6	@ Cleveland	1-6 L	11-18-9
39	Jan. 7	@ Toronto	4-6 L	11-19-9
40	Jan. 11	St. Louis	6-4 W	12-19-9

No	Date	Opponent	Score	Record
41	Jan. 14	Colorado	3-3 T	12-19-10
42	Jan. 17	NY Rangers	4-5 L	12-20-10
43	Jan. 19	Toronto	3-3 T	12-20-11
44	Jan. 21	@ Montreal	1-8 L	12-21-11
45	Jan. 22	@ Buffalo	2-2 T	12-21-12
46	Jan. 26	Philadelphia	2-6 L	12-22-12
47	Jan. 28	St. Louis	8-3 W	13-22-12
48	Jan. 31	Washington	4-2 W	14-22-12
49	Feb. 2	Montreal	4-4 T	14-22-13
50	Feb. 4	Chicago	1-5 L	14-23-13
51	Feb. 7	Atlanta	2-4 L	14-24-13
52	Feb. 9	@ Philadelphia	2-5 L	14-25-13
53	Feb. 11	@ Minnesota	2-3 L	14-26-13
54	Feb. 12	@ Detroit	3-8 L	14-27-13
55	Feb. 14	@ Washington	4-2 W	15-27-13
56	Feb. 15	@ NY Rangers	3-6 L	15-28-13
57	Feb. 17	@ Cleveland	2-3 L	15-29-13
58	Feb. 18	@ St. Louis	3-4 L	15-30-13
59	Feb. 22	Boston	4-6 L	15-31-13
60	Feb. 25	Minnesota	5-1 W	16-31-13
61	Feb. 27	Cleveland	3-3 T	16-31-14
62	Mar. 1	Chicago	3-2 W	17-31-14
63	Mar. 4	@ Toronto	3-4 L	17-32-14
64	Mar. 5	@ Boston	3-6 L	17-33-14
65	Mar. 7	@ NY Islanders	2-5 L	17-34-14
66	Mar. 8	@ Atlanta	3-8 L	17-35-14
67	Mar. 11	@ Pittsburgh	3-1 W	18-35-14
68	Mar. 12	@ Detroit	4-4 T	18-35-15
69	Mar. 15	Pittsburgh	7-4 W	19-35-15
70	Mar. 17	@ Colorado	1-3 L	19-36-15
71	Mar. 18	Detroit	4-5 L	19-37-15
72	Mar. 20	Montreal	1-5 L	19-38-15
73	Mar. 24	Buffalo	2-2 T	19-38-16
74	Mar. 26	@ Chicago	3-4 L	19-39-16
75	Mar. 28	@ Minnesota	4-9 L	19-40-16
76	Mar. 29	@ St. Louis	1-3 L	19-41-16
77	Mar. 31	Philadelphia	2-3 L	19-42-16
78	Apr. 4	St. Louis	3-2 W	20-42-16
79	Apr. 7	Los Angeles	5-5 T	20-42-17
80	Apr. 8	@ Los Angeles	3-5 L	20-43-17

SMYTHE DIVISION FINISH

2nd (63 Points)

COACH

Harry Neale

GM

Jake Milford

CAPTAIN

Don Lever, Kevin McCarthy

SCORING

Player	GP	G	A	PTS	PIM	Player	GP	G	A	PTS	PIM
Sedlbauer	79	40	16	56	26	Gassoff	34	4	7	11	53
Gradin	76	20	31	51	22	Derlago	9	4	4	8	2
Lever	71	23	21	44	17	Tudor	24	4	4	8	19
Smyl	62	14	24	38	89	Kozak	28	2	5	7	30
Oddleifson	67	11	26	37	51	McIlhargey	53	2	4	6	129
Fraser	78	16	19	35	116	Callander	32	4	1	5	7
Kearns	78	3	31	34	28	Grisdale	41	0	3	3	54
Snepsts	76	7	24	31	130	Flockhart	14	1	1	2	0
Martin	64	12	14	26	24	Zetterstrom	14	0	1	1	2
Graves	62	11	15	26	14	Wilson	17	0	1	1	0
Ververgaert	35	9	17	26	13	Hanlon	31	0	1	1	30
Gillis	78	13	12	25	33	Bromley	38	0	1	1	6
Manno	52	5	16	21	42	Smith	2	0	0	0	2
Lindgren	64	2	19	21	68						
Blight	56	5	10	15	16						
Eriksson	35	2	12	14	4						
Goodenough	36	4	9	13	18						

Goalender	GPI	MIN	GA	SO	AVG	W-L-T
Hanlon	31	1821	94	3	3.10	12-13-5
Bromley	38	2,144	136	2	3.81	11-19-6
Wilson	17	835	58	0	4.17	2-10-2

RESULTS

No	Date	Opponent	Score	Record	No	Date	Opponent	Score	Record
1	Oct. 11	Colorado	8-2 W	1-0-0	41	Jan. 6	@ Montreal	0-2 L	14-24-3
2	Oct. 13	St. Louis	8-4 W	2-0-0	42	Jan. 8	@ Toronto	5-1 W	15-24-3
3	Oct. 15	@ Chicago	3-3 T	2-0-1	43	Jan. 11	St. Louis	4-3 W	16-24-3
4	Oct. 17	@ St. Louis	6-8 L	2-1-1	44	Jan. 13	@ St. Louis	3-3 T	16-24-4
5	Oct. 18	@ Minnesota	2-7 L	2-2-1	45	Jan. 14	@ Washington	3-5 L	16-25-4
6	Oct. 20	Boston	1-5 L	2-3-1	46	Jan. 16	Montreal	2-2 T	16-25-5
7	Oct. 22	Buffalo	3-2 W	3-3-1	47	Jan. 19	Toronto	3-3 T	16-25-6
8	Oct. 25	@ NY Rangers	2-6 L	3-4-1	48	Jan. 24	Chicago	0-5 L	16-26-6
9	Oct. 28	@ NY Islanders	2-5 L	3-5-1	49	Jan. 26	St. Louis	4-1 W	17-26-6
10	Oct. 29	@ Philadelphia	5-2 W	4-5-1	50	Jan. 27	@ Colorado	2-2 T	17-26-7
11	Nov. 1	@ Chicago	1-0 W	5-5-1	51	Jan. 30	NY Rangers	3-5 L	17-27-7
12	Nov. 3	Toronto	1-3 L	5-6-1	52	Feb. 1	@ Atlanta	1-4 L	17-28-7
13	Nov. 5	NY Rangers	2-5 L	5-7-1	53	Feb. 3	@ Washington	5-1 W	18-28-7
14	Nov. 7	@ Atlanta	2-4 L	5-8-1	54	Feb. 4	@ Boston	1-6 L	18-29-7
15	Nov. 8	@ Detroit	4-4 W	6-8-1	55	Feb. 13	@ St. Louis	3-3 T	18-29-8
16	Nov. 10	Minnesota	2-3 L	6-9-1	56	Feb. 14	@ Minnesota	1-8 L	18-30-8
17	Nov. 12	Philadelphia	0-4 L	6-10-1	57	Feb. 17	NY Islanders	3-5 L	18-31-8
18	Nov. 16	Pittsburgh	3-6 L	6-11-1	58	Feb. 20	Philadelphia	3-3 T	18-31-9
19	Nov. 18	Montreal	2-4 L	6-12-1	59	Feb. 22	Colorado	0-3 W	19-31-9
20	Nov. 21	Chicago	5-2 W	7-12-1	60	Feb. 24	Boston	3-4 L	19-32-9
21	Nov. 23	@ Colorado	7-2 W	8-12-1	61	Feb. 26	@ Los Angeles	0-2 L	19-33-9
22	Nov. 25	NY Islanders	2-5 L	8-13-1	62	Feb. 28	Chicago	4-4 T	19-33-10
23	Nov. 28	@ St. Louis	6-3 W	9-13-1	63	Mar. 2	Washington	2-6 L	19-34-10
24	Nov. 29	@ Chicago	1-1 T	9-13-2	64	Mar. 4	Los Angeles	2-3 L	19-35-10
25	Dec. 1	Detroit	2-1 W	10-13-2	65	Mar. 7	@ Toronto	0-2 L	19-36-10
26	Dec. 5	Atlanta	3-0 W	11-13-2	66	Mar. 8	@ Montreal	1-11 L	19-37-10
27	Dec. 7	Chicago	4-2 W	12-13-2	67	Mar. 10	Colorado	1-3 L	19-38-10
28	Dec. 9	Washington	5-7 L	12-14-2	68	Mar. 13	Pittsburgh	3-9 L	19-39-10
29	Dec. 12	@ Boston	3-7 L	12-15-2	69	Mar. 15	@ Buffalo	2-4 L	19-40-10
30	Dec. 13	@ Toronto	1-5 L	12-16-2	70	Mar. 16	@ Colorado	4-1 W	20-40-10
31	Dec. 16	@ Pittsburgh	5-6 L	12-17-2	71	Mar. 18	Atlanta	2-1 W	21-40-10
32	Dec. 17	@ Buffalo	3-6 L	12-18-2	72	Mar. 21	St. Louis	1-1 T	21-40-11
33	Dec. 19	@ Minnesota	3-5 L	12-19-2	73	Mar. 23	Buffalo	3-4 L	21-41-11
34	Dec. 20	@ Detroit	2-7 L	12-20-2	74	Mar. 25	Minnesota	2-1 W	22-41-11
35	Dec. 23	Los Angeles	2-0 W	13-20-2	75	Mar. 27	Detroit	5-2 W	23-41-11
36	Dec. 28	Buffalo	3-3 T	13-20-3	76	Mar. 29	@ Philadelphia	0-5 L	23-42-11
37	Dec. 30	@ Los Angeles	0-4 L	13-21-3	77	Mar. 31	@ Colorado	2-0 W	24-42-11
38	Jan. 2	@ NY Islanders	0-9 L	13-22-3	78	Apr. 1	@ Chicago	2-2 T	24-42-12
39	Jan. 3	@ Pittsburgh	5-3 W	14-22-3	79	Apr. 3	Colorado	2-1 W	25-42-12
40	Jan. 5	@ NY Rangers	4-6 L	14-23-3	80	Apr. 6	Minnesota	2-2 T	25-42-13

SMYTHE DIVISION FINISH

3rd (70 Points)

COACH

Harry Neale

GM

Jake Milford

CAPTAIN

Kevin McCarthy

SCORING

Player	GP	G	A	PTS	PIM
Smyl	77	31	47	78	204
Gradin	80	30	45	75	22
Boldirev	ATL 52	16	24	40	20
	VAN 27	16	11	27	14
Williams	TOR 55	22	18	40	197
	VAN 23	8	5	13	81
McCarthy	79	15	30	45	70
Fraser	78	17	25	42	143
Lever	51	21	17	38	32
Lindgren	73	5	30	35	66
Derlago	54	11	15	26	27
Brasar	MIN 22	1	14	15	0
	VAN 48	9	10	19	7
Gillis	67	13	17	30	108
Rota	ATL 44	10	8	18	49
	VAN 26	5	6	11	29
Oddleifson	75	8	20	28	76
Snepsts	79	3	20	23	202
Vaive	47	13	8	21	111
Butler	TOR 55	7	8	15	29
	VAN 23	4	4	8	21
Sedlbauer	32	10	4	14	7
Holt	22	1	3	4	80
Smith	19	1	3	4	50

Player	GP	G	A	PTS	PIM
Manery	21	2	1	3	15
McIlhargey	24	0	2	2	41
Lupul	51	9	11	20	24
Ashton	47	5	14	19	11
Kearns	67	1	18	19	24
Blight	33	12	6	18	54
Manno	40	3	14	17	14
Hughes	52	2	11	13	181
Logan	CHI 12	2	3	5	34
	VAN 33	1	5	6	109
Callander	4	1	1	2	0
Goodenough	5	0	2	2	2
Hubick	5	0	1	1	0
Minor	5	0	1	1	2
Affleck	5	0	1	1	0
Hanlon	57	0	1	1	43
Hazlett	1	0	0	0	0
Tudor	2	0	0	0	0
Bromley	15	0	0	0	2

Goaltender	GPI	MIN	GA	SO	AVG	W-L-T
Bromley	15	860	43	1	3.00	8-2-4
Hanlon	57	3,341	193	0	3.47	17-29-10
Ridley	10	559	39	0	3.91	2-6-2

RESULTS

No	Date	Opponent	Score	Record
1	Oct. 9	St. Louis	2-5 L	0-1-0
2	Oct. 12	Detroit	3-1 W	1-1-0
3	Oct. 14	@ Edmonton	4-4 T	1-1-1
4	Oct. 17	@ St. Louis	5-1 W	2-1-1
5	Oct. 18	@ NY Rangers	3-6 L	2-2-1
6	Oct. 20	@ Toronto	0-2 L	2-3-1
7	Oct. 21	@ Buffalo	3-3 T	2-3-2
8	Oct. 24	Toronto	5-1 W	3-3-2
9	Oct. 27	Washington	5-3 W	4-3-2
10	Oct. 31	NY Islanders	2-2 T	4-3-3
11	Nov. 2	Boston	3-3 T	4-3-4
12	Nov. 4	NY Rangers	2-4 L	4-4-4
13	Nov. 6	Minnesota	7-7 T	4-4-5
14	Nov. 10	@ Detroit	2-1 W	5-4-5
15	Nov. 11	@ Philadelphia	4-5 L	5-5-5
16	Nov. 13	@ Atlanta	5-3 W	6-5-5
17	Nov. 14	@ Chicago	5-2 W	7-5-5
18	Nov. 16	Pittsburgh	5-2 W	8-5-5
19	Nov. 18	Montreal	5-2 W	9-5-5
20	Nov. 20	Los Angeles	1-5 L	9-6-5
21	Nov. 23	Philadelphia	2-5 L	9-7-5
22	Nov. 24	@ Winnipeg	3-5 L	9-8-5
23	Nov. 28	Winnipeg	4-2 W	10-8-5
24	Nov. 30	Chicago	1-1 T	10-8-6
25	Dec. 2	@ Quebec	1-3 L	10-9-6
26	Dec. 4	@ NY Islanders	5-1 W	11-9-6
27	Dec. 5	@ Pittsburgh	3-3 T	11-9-7
28	Dec. 8	@ Detroit	1-5 L	11-10-7
29	Dec. 9	@ Boston	3-5 L	11-11-7
30	Dec. 11	Hartford	5-3 W	12-11-7
31	Dec. 14	Colorado	5-3 W	13-11-7
32	Dec. 15	@ Los Angeles	3-4 L	13-12-7
33	Dec. 19	@ NY Rangers	3-5 L	13-13-7
34	Dec. 21	@ Washington	1-2 L	13-14-7
35	Dec. 22	@ Montreal	2-4 L	13-15-7
36	Dec. 28	Edmonton	3-5 L	13-16-7
37	Dec. 29	Quebec	6-2 W	14-16-7
38	Jan. 3	@ St. Louis	2-6 L	14-17-7
39	Jan. 4	@ Colorado	4-2 W	15-17-7
40	Jan. 6	@ Chicago	1-3 L	15-18-7

No	Date	Opponent	Score	Record
41	Jan. 8	@ NY Islanders	0-3 L	15-19-7
42	Jan. 9	@ Pittsburgh	2-4 L	15-20-7
43	Jan. 11	@ Washington	4-7 L	15-21-7
44	Jan. 12	@ Toronto	4-6 L	15-22-7
45	Jan. 16	Atlanta	3-5 L	15-23-7
46	Jan. 18	Buffalo	2-2 T	15-23-8
47	Jan. 22	Colorado	3-5 L	15-24-8
48	Jan. 23	NY Rangers	4-6 L	15-25-8
49	Jan. 27	Toronto	2-5 L	15-26-8
50	Jan. 29	Montreal	3-4 L	15-27-8
51	Feb. 2	@ Minnesota	5-4 W	16-27-8
52	Feb. 3	@ Buffalo	0-3 L	16-28-8
53	Feb. 7	@ Philadelphia	4-1 W	17-28-8
54	Feb. 9	@ Montreal	4-3 W	18-28-8
55	Feb. 12	@ Hartford	5-5 T	18-28-9
56	Feb. 16	Washington	3-5 L	18-29-9
57	Feb. 17	NY Islanders	4-2 W	19-29-9
58	Feb. 19	St. Louis	1-3 L	19-30-9
59	Feb. 22	Philadelphia	3-7 L	19-31-9
60	Feb. 23	Boston	4-4 T	19-31-10
61	Feb. 26	@ Minnesota	4-5 L	19-32-10
62	Feb. 29	@ Winnipeg	3-3 T	19-32-11
63	Mar. 1	@ Edmonton	5-2 W	20-32-11
64	Mar. 4	Winnipeg	2-1 W	21-32-11
65	Mar. 5	Chicago	3-3 T	21-32-12
66	Mar. 7	Atlanta	3-9 L	21-33-12
67	Mar. 9	@ Colorado	4-4 T	21-33-13
68	Mar. 10	@ Atlanta	5-2 W	22-33-13
69	Mar. 13	@ Hartford	1-3 L	22-34-13
70	Mar. 15	@ Boston	2-2 T	22-34-14
71	Mar. 16	@ Quebec	3-2 W	23-34-14
72	Mar. 19	Buffalo	3-3 T	23-34-15
73	Mar. 21	Detroit	2-5 L	23-35-15
74	Mar. 23	Quebec	2-6 L	23-36-15
75	Mar. 25	Pittsburgh	2-4 L	23-37-15
76	Mar. 28	Hartford	4-4 T	23-37-16
77	Mar. 30	Minnesota	5-3 W	24-37-16
78	Apr. 1	Edmonton	5-0 W	25-37-16
79	Apr. 3	Los Angeles	4-2 W	26-37-16
80	Apr. 5	@ Los Angeles	5-3 W	27-37-16

SMYTHE DIVISION FINISH

3rd (76 Points)

COACH

Harry Neale

GM

Jake Milford

CAPTAIN

Kevin McCarthy

SCORING

Player	GP	G	A	PTS	PIM
Gradin	79	21	48	69	34
Smyl	80	25	38	63	171
Brasar	80	22	41	63	8
Williams	77	35	27	62	343
Schmautz	73	27	34	61	137
Boldirev	72	26	33	59	34
MacDonald	EDM 51	19	24	43	27
	VAN 12	5	9	14	10
Rota	80	25	31	56	124
McCarthy	80	16	37	53	85
Fraser	77	25	24	49	118
Ashton	77	18	11	29	57
Lanz	76	7	22	29	40
Butler	80	12	14	26	60
Minor	74	10	14	24	108
Lindgren	52	4	18	22	32
Halward	LA 51	4	15	19	96
	VAN 7	0	1	1	4

Player	GP	G	A	PTS	PIM
Snepsts	76	3	16	19	212
Marois	8	1	2	3	46
	NVR 50	4	12	16	115
Kearns	46	1	14	15	28
Manno	20	0	11	11	30
Campbell	42	1	8	9	75
Gillis	11	0	4	4	4
Christie	9	1	1	2	0
Lupul	7	0	2	2	2
Blight	3	1	0	1	4
Hanlon	17	0	1	1	10
Bromley	20	0	1	1	0
Pr meau	2	0	0	0	4
Logan	7	0	0	0	13
Oddleifson	8	0	0	0	6

Goaltender	GPI	MIN	GA	SO	AVG	W-L-T
Brodeur	52	3,024	177	0	3.51	17-18-16
Bromley	20	978	62	0	3.80	6-6-4
Hanlon	17	798	59	1	4.44	5-8-0

RESULTS

No	Date	Opponent	Score	Record
1	Oct. 10	Detroit	5-3 W	1-0-0
2	Oct. 12	Quebec	8-2 W	2-0-0
3	Oct. 15	@ Chicago	2-4 L	2-1-0
4	Oct. 16	@ Philadelphia	5-2 W	3-1-0
5	Oct. 18	@ Montreal	1-4 L	3-2-0
6	Oct. 21	@ NY Islanders	6-3 W	4-2-0
7	Oct. 22	@ NY Rangers	2-3 L	4-3-0
8	Oct. 24	Boston	3-2 W	5-3-0
9	Oct. 26	Toronto	8-5 W	6-3-0
10	Oct. 29	@ Quebec	3-3 T	6-3-1
11	Nov. 1	@ Hartford	4-4 T	6-3-2
12	Nov. 2	@ Buffalo	3-4 L	6-4-2
13	Nov. 5	Edmonton	4-3 W	7-4-2
14	Nov. 7	Minnesota	3-2 W	8-4-2
15	Nov. 8	NY Rangers	6-4 W	9-4-2
16	Nov. 11	St. Louis	2-8 L	9-5-2
17	Nov. 14	Montreal	3-3 T	9-5-3
18	Nov. 16	Los Angeles	2-3 L	9-6-3
19	Nov. 18	Winnipeg	6-1 W	10-6-3
20	Nov. 19	@ Edmonton	6-4 W	11-6-3
21	Nov. 22	@ Hartford	3-4 L	11-7-3
22	Nov. 23	@ NY Rangers	2-2 T	11-7-4
23	Nov. 26	@ Pittsburgh	7-4 W	12-7-4
24	Nov. 28	Chicago	6-4 W	13-7-4
25	Nov. 29	Philadelphia	3-3 T	13-7-5
26	Dec. 3	Hartford	4-4 T	13-7-6
27	Dec. 4	@ Los Angeles	1-3 L	13-8-6
28	Dec. 7	NY Islanders	3-5 L	13-9-6
29	Dec. 9	@ Washington	4-2 W	14-9-6
30	Dec. 10	@ Toronto	8-5 W	15-9-6
31	Dec. 13	@ Boston	2-1 W	16-9-6
32	Dec. 14	@ Buffalo	2-2 T	16-9-7
33	Dec. 17	Montreal	4-4 T	16-9-8
34	Dec. 19	Pittsburgh	10-4 W	17-9-8
35	Dec. 21	Buffalo	3-3 T	17-9-9
36	Dec. 26	Los Angeles	3-6 L	17-10-9
37	Dec. 28	St. Louis	2-3 L	17-11-9
38	Dec. 30	Washington	3-3 T	17-11-10
39	Jan. 2	@ Detroit	2-2 T	17-11-11
40	Jan. 3	@ St. Louis	3-6 L	17-12-11

No	Date	Opponent	Score	Record
41	Jan. 6	@ Colorado	7-3 W	18-12-11
42	Jan. 7	@ Minnesota	1-1 T	18-12-12
43	Jan. 9	@ Winnipeg	4-4 T	18-12-13
44	Jan. 13	Colorado	3-3 T	18-12-14
45	Jan. 16	Detroit	3-1 W	19-12-14
46	Jan. 17	@ Colorado	5-2 W	20-12-14
47	Jan. 20	Toronto	2-2 T	20-12-15
48	Jan. 21	@ Edmonton	1-5 L	20-13-15
49	Jan. 24	NY Rangers	5-7 L	20-14-15
50	Jan. 28	@ Chicago	3-7 L	20-15-15
51	Jan. 29	@ Washington	1-3 L	20-16-15
52	Feb. 1	Calgary	6-2 W	21-16-15
53	Feb. 3	Washington	3-3 T	21-16-16
54	Feb. 7	@ St. Louis	2-9 L	21-17-16
55	Feb. 8	@ Detroit	2-3 L	21-18-16
56	Feb. 12	@ Philadelphia	3-4 L	21-19-16
57	Feb. 14	@ Pittsburgh	2-2 T	21-19-17
58	Feb. 15	@ Minnesota	2-7 L	21-20-17
59	Feb. 18	Boston	5-7 L	21-21-17
60	Feb. 20	Quebec	3-9 L	21-22-17
61	Feb. 22	Calgary	3-5 L	21-23-17
62	Feb. 24	Philadelphia	6-4 W	22-23-17
63	Feb. 26	@ Los Angeles	3-4 L	22-24-17
64	Feb. 27	NY Islanders	1-5 L	22-25-17
65	Mar. 1	Hartford	3-0 W	23-25-17
66	Mar. 4	@ Toronto	5-2 W	24-25-17
67	Mar. 7	@ NY Islanders	1-3 L	24-26-17
68	Mar. 8	@ Boston	1-4 L	24-27-17
69	Mar. 10	@ Calgary	2-11 L	24-28-17
70	Mar. 13	Chicago	5-3 W	25-28-17
71	Mar. 14	Buffalo	2-1 W	26-28-17
72	Mar. 17	Pittsburgh	4-3 W	27-28-17
73	Mar. 21	@ Montreal	3-5 L	27-29-17
74	Mar. 23	@ Quebec	3-3 T	27-29-18
75	Mar. 25	Colorado	4-4 T	27-29-19
76	Mar. 27	@ Winnipeg	10-2 W	28-29-19
77	Mar. 29	Minnesota	2-4 L	28-30-19
78	Apr. 1	Winnipeg	4-4 T	28-30-10
79	Apr. 3	Edmonton	2-7 L	28-31-20
80	Apr. 4	@ Calgary	5-6 L	28-32-20

SMYTHE DIVISION FINISH

2nd (77 Points)

COACH

Harry Neale,
Roger Neilson

GM

Jake Milford

CAPTAIN

Kevin McCarthy

SCORING

Player	GP	G	A	PTS	PIM
Gradin	76	37	49	86	32
Smyl	80	34	44	78	144
Boldirev	78	33	40	73	45
Fraser	79	28	39	67	175
Hlinka	72	23	37	60	16
Currie	STL 48	18	22	40	17
	VAN 12	5	3	8	2
Molin	72	15	31	46	10
McCarthy	71	6	39	45	84
Rota	51	20	20	40	139
Williams	77	17	21	38	341
MacDonald	59	18	15	33	20
Nil	STL 61	9	12	21	127
	VAN 8	1	2	3	5
Lindgren	75	5	16	21	74
Brasar	53	6	12	18	6
Lupul	41	10	7	17	26
Delorme	59	9	8	17	177

Player	GP	G	A	PTS	PIM
Halward	37	4	13	17	40
Snepsts	68	3	14	17	153
Lanz	39	3	11	14	48
Crawford	40	4	8	12	29
Belland	28	3	6	9	16
Eldebrink	38	1	8	9	21
Campbell	47	0	8	8	131
Butler	25	3	1	4	15
Lemay	5	1	2	3	0
Bubla	23	1	1	2	16
Brodeur	52	0	2	2	0
McDonnell	7	0	1	1	12
Minor	13	0	1	1	6
Schliebener	22	0	1	1	10
Butcher	5	0	0	0	9

Goaltender	GPI	MIN	GA	SO	AVG	W-L-T
Heinz	3	180	9	1	3.00	2-1-0
Brodeur	52	3,010	168	2	3.35	20-18-12
Hanlon	28	1,610	106	1	3.95	8-14-5

RESULTS

No	Date	Opponent	Score	Record
1	Oct. 6	Colorado	4-2 W	1-0-0
2	Oct. 8	@ Calgary	1-1 T	1-0-1
3	Oct. 9	Edmonton	6-2 W	2-0-1
4	Oct. 11	@ Buffalo	2-2 T	2-0-2
5	Oct. 14	@ NY Rangers	1-2 L	2-1-2
6	Oct. 15	@ NY Islanders	1-4 L	2-2-2
7	Oct. 17	@ Montreal	4-10 L	2-3-2
8	Oct. 19	@ Quebec	3-6 L	2-4-2
9	Oct. 23	Hartford	2-2 T	2-4-3
10	Oct. 25	Pittsburgh	4-6 L	2-5-3
11	Oct. 28	Washington	3-0 W	3-5-3
12	Oct. 31	@ Philadelphia	8-4 W	4-5-3
13	Nov. 1	@ Detroit	1-3 L	4-6-3
14	Nov. 4	@ Hartford	4-1 W	5-6-3
15	Nov. 5	@ Boston	1-2 L	5-7-3
16	Nov. 8	Winnipeg	5-1 W	6-7-3
17	Nov. 11	Quebec	6-5 W	7-7-3
18	Nov. 14	Montreal	1-4 L	7-8-3
19	Nov. 15	@ Calgary	7-4 W	8-8-3
20	Nov. 19	Detroit	8-3 W	9-8-3
21	Nov. 21	@ Edmonton	3-8 L	9-9-3
22	Nov. 22	Colorado	5-5 T	9-9-4
23	Nov. 25	Chicago	6-2 W	10-9-4
24	Nov. 27	@ Colorado	6-3 W	11-9-4
25	Nov. 28	@ Los Angeles	2-3 L	11-10-4
26	Dec. 2	Minnesota	5-0 W	12-10-4
27	Dec. 4	@ Edmonton	3-7 L	12-11-4
28	Dec. 5	Edmonton	3-3 T	12-11-5
29	Dec. 9	NY Islanders	4-3 W	13-11-5
30	Dec. 12	@ Los Angeles	5-7 L	13-12-5
31	Dec. 13	Calgary	6-7 L	13-13-5
32	Dec. 16	Toronto	6-6 T	13-13-6
33	Dec. 18	@ Colorado	1-3 L	13-14-6
34	Dec. 19	@ St. Louis	0-5 L	13-15-6
35	Dec. 22	Minnesota	4-4 T	13-15-7
36	Dec. 23	@ Edmonton	1-6 L	13-16-7
37	Dec. 26	Los Angeles	2-2 T	13-16-8
38	Dec. 29	Boston	3-5 L	13-17-8
39	Dec. 31	Edmonton	3-1 W	14-17-8
40	Jan. 2	@ Washington	2-5 L	14-18-8

No	Date	Opponent	Score	Record
41	Jan. 4	@ NY Islanders	1-4 L	14-19-8
42	Jan. 7	@ NY Rangers	1-4 L	14-20-8
43	Jan. 9	@ Pittsburgh	3-4 L	14-21-8
44	Jan. 10	@ Chicago	2-3 L	14-22-8
45	Jan. 13	Calgary	5-1 W	15-22-8
46	Jan. 15	Los Angeles	3-3 T	15-22-9
47	Jan. 17	Pittsburgh	3-3 T	15-22-10
48	Jan. 19	St. Louis	4-5 L	15-23-10
49	Jan. 22	Edmonton	3-4 L	15-24-10
50	Jan. 24	Los Angeles	5-5 T	15-24-11
51	Jan. 27	Buffalo	4-3 W	16-24-11
52	Jan. 30	Philadelphia	4-2 W	17-24-11
53	Feb. 2	NY Rangers	3-4 L	17-25-11
54	Feb. 3	Toronto	3-1 W	18-25-11
55	Feb. 6	@ Los Angeles	4-5 L	18-26-11
56	Feb. 10	@ Toronto	4-1 W	19-26-11
57	Feb. 11	@ Detroit	4-4 T	19-26-12
58	Feb. 13	@ St. Louis	3-2 W	20-26-12
59	Feb. 15	@ Chicago	4-1 W	21-26-12
60	Feb. 17	Boston	6-3 W	22-26-12
61	Feb. 20	Hartford	4-2 W	23-26-12
62	Feb. 23	Calgary	2-2 T	23-26-13
63	Feb. 25	@ Calgary	4-11 L	23-27-13
64	Feb. 26	@ Colorado	4-3 W	24-27-13
65	Feb. 28	Philadelphia	3-3 T	24-27-14
66	Mar. 3	@ Colorado	2-3 L	24-28-14
67	Mar. 6	@ Minnesota	1-3 L	24-29-14
68	Mar. 7	@ Winnipeg	2-5 L	24-30-14
69	Mar. 10	Buffalo	4-7 L	24-31-14
70	Mar. 11	@ Calgary	3-6 L	24-32-14
71	Mar. 13	@ Edmonton	3-5 L	24-33-14
72	Mar. 17	@ Washington	6-6 T	24-33-15
73	Mar. 18	@ Montreal	4-2 W	25-33-15
74	Mar. 20	@ Quebec	3-3 T	25-33-16
75	Mar. 24	Colorado	5-4 W	26-33-16
76	Mar. 27	Calgary	7-2 W	27-33-16
77	Mar. 28	Winnipeg	5-0 W	28-33-16
78	Mar. 31	Colorado	4-4 T	28-33-17
79	Apr. 3	@ Los Angeles	6-0 W	29-33-17
80	Apr. 4	Los Angeles	7-4 W	30-33-17

SMYTHE DIVISION FINISH

3rd (75 Points)

COACH

Roger Neilson

GM

Harry Neale

CAPTAIN

Stan Smyl

SCORING

Player	GP	G	A	PTS	PIM
Smyl	74	38	50	88	114
Gradin	80	32	54	86	61
Rota	73	42	38	81	88
Hlinka	65	19	44	63	12
Halward	75	19	33	52	83
Lanz	74	10	38	48	46
Sundstrom	74	23	23	46	30
McCarthy	74	12	28	40	88
Molin	58	12	27	39	23
Bubla	72	2	28	30	59
Lupul	40	18	10	28	46
Boldirev	39	5	20	25	12
Nil	65	7	15	22	136
Williams	68	8	13	21	265
Lemay	44	11	9	20	41
Lindgren	64	6	14	20	48
Tanti	CHI 1	1	0	1	0
	VAN 39	8	8	16	16
Butcher	55	1	13	14	105
Kirton	DET 10	1	1	2	6
	VAN 31	4	6	10	4
Fraser	36	6	7	13	99

Player	GP	G	A	PTS	PIM
Delo me	56	5	8	13	87
Snepsts	46	2	8	10	80
Crawford	41	4	5	9	28
MacDonald	17	3	4	7	2
Belland	14	2	4	6	4
Minor	39	1	5	6	57
Kulak	4	1	1	2	0
Currie	8	1	1	2	0
Eldebrink	5	1	1	2	0
Garrett	QUE 17	0	1	1	2
	VAN 17	0	1	1	0
Brodeur	58	0	1	1	2
Caprice	1	0	0	0	0
Petit	2	0	0	0	0
Ellacott	12	0	0	0	0

Goaltender	GPI	MIN	GA	SO	AVG	W-L-T
Garrett	VAN 17	934	48	1	3.08	7-6-3
	QUE 17	953	64	0	4.03	6-8-2
Brodeur	58	3,291	208	0	3.79	21-26-8
Ellacott	12	555	41	0	4.43	2-3-4
Caprice	1	20	3	0	9.00	0-0-0

RESULTS

No	Date	Opponent	Score	Record
1	Oct. 5	NY Islanders	2-1 W	1-0-0
2	Oct. 6	@ Los Angeles	3-3 T	1-0-1
3	Oct. 9	Edmonton	3-6 L	1-1-1
4	Oct. 12	@ Pittsburgh	4-5 L	1-2-1
5	Oct. 14	@ Boston	1-2 L	1-3-1
6	Oct. 16	@ Hartford	5-6 L	1-4-1
7	Oct. 19	@ NY Islanders	4-5 L	1-5-1
8	Oct. 20	@ NY Rangers	5-6 L	1-6-1
9	Oct. 23	Boston	3-2 W	2-6-1
10	Oct. 26	Hartford	8-1 W	3-6-1
11	Oct. 29	Chicago	2-2 T	3-6-2
12	Oct. 31	@ Edmonton	3-2 W	4-6-2
13	Nov. 2	@ Quebec	5-2 W	5-6-2
14	Nov. 4	@ Philadelphia	4-3 W	6-6-2
15	Nov. 6	@ Montreal	2-4 L	6-7-2
16	Nov. 7	@ Buffalo	1-3 L	6-8-2
17	Nov. 10	Los Angeles	4-2 W	7-8-2
18	Nov. 13	@ Winnipeg	2-3 L	7-9-2
19	Nov. 14	@ Winnipeg	5-6 L	7-10-2
20	Nov. 16	Detroit	4-4 T	7-10-3
21	Nov. 20	@ Edmonton	3-3 T	7-10-4
22	Nov. 21	Washington	5-3 W	8-10-4
23	Nov. 23	Quebec	5-2 W	9-10-4
24	Nov. 26	New Jersey	4-4 T	9-10-5
25	Nov. 28	Philadelphia	5-5 T	9-10-6
26	Nov. 30	Los Angeles	2-5 L	9-11-6
27	Dec. 3	Calgary	4-5 L	9-12-6
28	Dec. 5	St. Louis	6-3 W	10-12-6
29	Dec. 8	@ Toronto	7-3 W	11-12-6
30	Dec. 9	@ Minnesota	6-9 L	11-13-6
31	Dec. 11	@ St. Louis	3-1 W	12-13-6
32	Dec. 15	Montreal	2-3 L	12-14-6
33	Dec. 16	@ Calgary	3-2 W	13-14-6
34	Dec. 18	Minnesota	3-3 T	13-14-7
35	Dec. 23	Calgary	3-6 L	13-15-7
36	Dec. 26	@ Los Angeles	2-4 L	13-16-7
37	Dec. 28	Winnipeg	4-4 T	13-16-8
38	Dec. 31	Edmonton	1-8 L	13-17-8
39	Jan. 2	@ New Jersey	1-3 L	13-18-8
40	Jan. 4	@ Philadelphia	1-4 L	13-19-8

No	Date	Opponent	Score	Record
41	Jan. 6	@ Hartford	6-4 W	14-19-8
42	Jan. 7	@ Buffalo	5-5 T	14-19-8
43	Jan. 12	Calgary	4-6 L	14-20-9
44	Jan. 13	@ Calgary	2-5 L	14-21-9
45	Jan. 16	Winnipeg	6-4 W	15-21-9
46	Jan. 18	NY Rangers	3-3 T	15-21-10
47	Jan. 19	@ Edmonton	4-9 L	15-22-10
48	Jan. 22	Edmonton	4-3 W	16-22-10
49	Jan. 25	@ Detroit	2-6 L	16-23-10
50	Jan. 26	@ Chicago	5-1 W	17-23-10
51	Jan. 29	NY Islanders	3-5 L	17-24-10
52	Feb. 1	Montreal	3-7 L	17-25-10
53	Feb. 5	@ Toronto	4-6 L	17-26-10
54	Feb. 6	@ New Jersey	4-4 T	17-26-11
55	Feb. 9	@ Pittsburgh	6-2 W	18-26-11
56	Feb. 13	@ Boston	1-3 L	18-27-11
57	Feb. 15	@ Winnipeg	4-7 L	18-28-11
58	Feb. 18	Washington	1-2 L	18-29-11
59	Feb. 20	Los Angeles	5-2 W	19-29-11
60	Feb. 22	St. Louis	6-3 W	20-29-11
61	Feb. 24	@ Los Angeles	0-8 L	20-30-11
62	Feb. 25	Toronto	1-4 L	20-31-11
63	Feb. 27	Calgary	6-2 W	21-31-11
64	Mar. 1	@ Calgary	1-8 L	21-32-11
65	Mar. 2	@ Winnipeg	3-0 W	22-32-11
66	Mar. 5	Winnipeg	5-4 W	23-32-11
67	Mar. 6	Winnipeg	6-2 W	24-32-11
68	Mar. 8	NY Rangers	7-3 W	25-32-11
69	Mar. 12	Buffalo	8-3 W	26-32-11
70	Mar. 14	@ Minnesota	3-6 L	26-33-11
71	Mar. 16	@ Edmonton	3-4 L	26-34-11
72	Mar. 18	Quebec	7-3 W	27-34-11
73	Mar. 20	Detroit	6-3 W	28-34-11
74	Mar. 21	Pittsburgh	7-3 W	29-34-11
75	Mar. 23	@ Washington	1-1 T	29-34-12
76	Mar. 25	Chicago	3-3 T	29-34-13
77	Mar. 27	Los Angeles	8-4 W	30-34-13
78	Mar. 29	Edmonton	4-7 L	30-35-13
79	Mar. 31	@ Calgary	4-4 T	30-35-14
80	Apr. 3	@ Los Angeles	2-2 T	30-35-15

SMYTHE DIVISION FINISH

3rd (73 Points)

COACH

Roger Neilson,
Harry Neale

GM

Harry Neale

CAPTAIN

Stan Smyl

SCORING

Player	GP	G	A	PTS	PIM
Sundstrom	78	38	53	91	37
Tanti	79	45	41	86	50
Gradin	75	21	57	78	32
Smyl	80	24	43	67	136
Lanz	79	18	39	57	45
Rota	59	28	20	48	73
Lupul	69	17	27	44	51
Bubla	62	6	33	39	43
McNab	BOS 52	14	16	30	10
	VAN 13	1	6	7	10
Neely	56	16	15	31	57
Williams	67	15	16	31	294
Lemay	56	12	18	30	38
Halward	54	7	16	31	35
Gillis	37	9	13	22	7
Belland	44	7	13	20	24
Snepsts	79	4	16	20	152
McCarthy	47	2	14	16	61
Neill	51	9	6	15	78
Petit	44	6	9	15	53

Player	GP	G	A	PTS	PIM
Molin	42	6	7	13	4
Schliebener	51	2	10	12	48
Currie	18	3	3	6	2
Kirton	26	2	3	5	2
Delo me	64	2	2	4	68
Lanthier	11	2	1	3	2
Lindgren	7	1	2	3	4
Butcher	28	2	0	2	34
Martin	12	0	2	2	6
Brodeur	36	0	2	2	0
Hall	4	1	0	1	6
Crawford	19	0	1	1	9
Lidster	8	0	0	0	4
Minor	9	0	0	0	0
Caprice	19	0	0	0	2
Garrett	29	0	0	0	9

Goaltender	GPI	MIN	GA	SO	AVG	W-L-T
Caprice	19	1,098	62	1	3.39	8-8-2
Brodeur	36	2,110	141	1	4.01	10-21-5
Garrett	29	1,653	113	0	4.10	14-10-2

RESULTS

No	Date	Opponent	Score	Record
1	Oct. 5	Calgary	3-5 L	0-1-0
2	Oct. 7	Minnesota	10-9 W	1-1-0
3	Oct. 9	Toronto	2-4 W	2-1-0
4	Oct. 11	@ St. Louis	7-3 L	2-2-0
5	Oct. 12	@ Chicago	1-2 L	2-3-0
6	Oct. 15	@ Montreal	4-5 L	2-4-0
7	Oct. 19	Edmonton	7-10 L	2-5-0
8	Oct. 21	New Jersey	5-4 W	3-5-0
9	Oct. 22	@ Edmonton	5-5 T	3-5-1
10	Oct. 25	St. Louis	7-1 W	4-5-1
11	Oct. 28	Hartford	5-4 W	5-5-1
12	Oct. 30	@ Calgary	3-4 L	5-6-1
13	Nov. 1	@ NY Islanders	3-6 L	5-7-1
14	Nov. 4	@ Washington	4-5 L	5-8-1
15	Nov. 5	@ Detroit	3-2 W	6-8-1
16	Nov. 9	Winnipeg	2-7 L	6-9-1
17	Nov. 11	Winnipeg	4-2 W	7-9-1
18	Nov. 13	Montreal	4-3 W	8-9-1
19	Nov. 16	@ Los Angeles	2-5 L	8-10-1
20	Nov. 18	Los Angeles	2-5 L	8-11-1
21	Nov. 20	Los Angeles	8-3 W	9-11-1
22	Nov. 23	@ Winnipeg	4-1 W	10-11-1
23	Nov. 26	Philadelphia	4-5 L	10-12-1
24	Nov. 28	@ NY Rangers	3-3 T	10-12-2
25	Nov. 30	@ Hartford	6-2 W	11-12-2
26	Dec. 1	@ Boston	1-7 L	11-13-2
27	Dec. 3	@ Toronto	5-5 T	11-13-3
28	Dec. 6	NY Islanders	2-5 L	11-14-3
29	Dec. 7	@ Edmonton	4-5 L	11-15-3
30	Dec. 10	Edmonton	3-2 W	12-15-3
31	Dec. 13	Quebec	6-2 W	13-15-3
32	Dec. 16	Calgary	5-3 W	14-15-3
33	Dec. 18	@ Buffalo	2-3 L	14-16-3
34	Dec. 20	@ Quebec	4-6 L	14-17-3
35	Dec. 21	@ Detroit	9-5 W	15-17-3
36	Dec. 26	Los Angeles	4-5 L	15-18-3
37	Dec. 28	Edmonton	2-4 L	15-19-3
38	Dec. 30	@ Calgary	1-5 L	15-20-3
39	Dec. 31	Boston	5-5 T	15-20-4
40	Jan. 3	@ Los Angeles	4-3 W	16-20-4

No	Date	Opponent	Score	Record
41	Jan. 4	@ Los Angeles	3-3 T	16-20-5
42	Jan. 7	@ Minnesota	0-2 L	16-21-5
43	Jan. 8	@ Chicago	0-2 L	16-22-5
44	Jan. 10	@ St. Louis	0-2 L	16-23-5
45	Jan. 13	Washington	4-6 L	16-24-5
46	Jan. 15	Hartford	5-0 W	17-24-5
47	Jan. 17	Buffalo	1-5 L	17-25-5
48	Jan. 18	@ Edmonton	5-7 L	17-26-5
49	Jan. 20	@ Winnipeg	6-6 T	17-26-6
50	Jan. 22	@ Winnipeg	4-6 L	17-27-6
51	Jan. 25	Edmonton	4-6 L	17-28-6
52	Jan. 27	Philadelphia	4-0 W	18-28-6
53	Jan. 29	New Jersey	3-2 W	19-28-6
54	Feb. 2	@ Los Angeles	2-4 L	19-29-6
55	Feb. 4	NY Rangers	4-5 L	19-30-6
56	Feb. 5	@ Calgary	2-4 L	19-31-6
57	Feb. 7	@ Quebec	4-2 W	20-31-6
58	Feb. 9	@ Montreal	7-6 W	21-31-6
59	Feb. 11	@ NY Islanders	4-6 L	21-32-6
60	Feb. 12	@ Philadelphia	6-5 W	22-32-6
61	Feb. 17	Pittsburgh	1-4 L	22-33-6
62	Feb. 19	Calgary	5-2 W	23-33-6
63	Feb. 21	Boston	2-5 L	23-34-6
64	Feb. 23	@ Calgary	2-3 L	23-35-6
65	Feb. 24	Los Angeles	5-3 W	24-35-6
66	Feb. 26	Toronto	4-4 T	24-35-7
67	Feb. 28	@ Washington	3-2 W	25-35-7
68	Feb. 29	@ Pittsburgh	9-5 W	26-35-7
69	Mar. 2	@ New Jersey	2-4 L	26-36-7
70	Mar. 4	@ NY Rangers	5-4 W	27-36-7
71	Mar. 7	Winnipeg	4-3 W	28-36-7
72	Mar. 9	Chicago	4-3 W	29-36-7
73	Mar. 11	@ Edmonton	2-12 L	29-37-7
74	Mar. 13	Pittsburgh	4-3 W	30-37-7
75	Mar. 17	Buffalo	2-5 L	30-38-7
76	Mar. 20	Detroit	3-6 L	30-39-7
77	Mar. 23	@ Winnipeg	4-3 W	31-39-7
78	Mar. 25	Calgary	4-4 T	31-39-8
79	Mar. 28	Winnipeg	5-1 W	32-39-8
80	Mar. 30	Minnesota	3-3 T	32-39-9

SMYTHE DIVISION FINISH

5th (59 Points)

COACH

Bill Laforge,
Harry Neale

GM

Harry Neale

CAPTAIN

Stan Smyl

SCORING

Player	GP	G	A	PTS	PIM
Sundstrom	71	25	43	68	46
Smyl	80	27	37	64	100
Gradin	76	22	42	64	43
Tanti	68	39	20	59	45
Lemay	74	21	31	52	68
McNab	75	23	25	48	10
Neely	72	21	18	39	137
Skriko	72	21	14	35	10
MacAdam	80	14	20	34	27
Halward	71	7	27	34	82
Petit	69	5	26	31	127
Lidster	78	6	24	30	55
Lupul	66	12	17	29	82
Daigneault	67	4	23	27	69
Kirton	62	17	5	22	21
Lanz	57	2	17	19	69
Bubla	56	2	15	17	54
Gillis	37	5	11	16	23
Butcher	75	3	9	12	152

Player	GP	G	A	PTS	PIM
Lanthier	27	6	4	10	13
Belland	13	0	6	6	6
Hall	7	1	4	5	19
Delo me	31	1	2	3	51
Stevens	6	0	3	3	6
Caprice	28	0	2	2	0
Martin	12	0	1	1	39
Brodeur	51	0	1	1	4
Crawford	1	0	0	0	4
Holloway	2	0	0	0	0
Morrison	8	0	0	0	0
Coxe	9	0	0	0	49
Garrett	10	0	0	0	14
Schliebener	11	0	0	0	16

Goaltender	GPI	MIN	GA	SO	AVG	W-L-T
Brodeur	51	2,930	228	0	4.67	16-27-6
Caprice	28	1,523	122	0	4.81	8-14-3
Garrett	10	407	44	0	6.49	1-5-0

RESULTS

No	Date	Opponent	Score	Record
1	Oct. 11	Quebec	2-5 L	0-1-0
2	Oct. 13	@ Los Angeles	6-5 W	1-1-0
3	Oct. 14	Calgary	5-7 L	1-2-0
4	Oct. 17	@ Pittsburgh	3-4 L	1-3-0
5	Oct. 18	@ Philadelphia	2-3 L	1-4-0
6	Oct. 20	@ Hartford	2-3 L	1-5-0
7	Oct. 23	@ NY Islanders	5-6 L	1-6-0
8	Oct. 24	@ Chicago	3-9 L	1-7-0
9	Oct. 28	Washington	2-5 L	1-8-0
10	Oct. 30	@ Edmonton	0-7 L	1-9-0
11	Oct. 31	Los Angeles	3-10 L	1-10-0
12	Nov. 3	Chicago	6-4 W	2-10-0
13	Nov. 7	@ Toronto	4-4 T	2-10-1
14	Nov. 9	@ Winnipeg	5-7 L	2-11-1
15	Nov. 10	@ Minnesota	5-5 T	2-11-2
16	Nov. 12	Montreal	3-5 L	2-12-2
17	Nov. 14	Detroit	3-2 W	3-12-2
18	Nov. 16	Pittsburgh	7-6 W	4-12-2
19	Nov. 17	@ Edmonton	0-7 L	4-13-2
20	Nov. 20	St. Louis	1-5 L	4-14-2
21	Nov. 21	@ Calgary	4-6 L	4-15-2
22	Nov. 23	Winnipeg	1-5 L	4-16-2
23	Nov. 25	Calgary	2-4 L	4-17-2
24	Nov. 27	St. Louis	1-6 L	4-18-2
25	Nov. 29	@ Los Angeles	1-12 L	4-19-2
26	Dec. 1	@ Los Angeles	3-6 L	4-20-2
27	Dec. 3	NY Islanders	4-5 L	4-21-2
28	Dec. 8	Edmonton	3-2 W	5-21-2
29	Dec. 11	@ Quebec	4-3 W	6-21-2
30	Dec. 13	@ Montreal	5-4 W	7-21-2
31	Dec. 15	@ Boston	1-2 L	7-22-2
32	Dec. 16	@ Buffalo	2-2 T	7-22-3
33	Dec. 20	@ Calgary	1-9 L	7-23-3
34	Dec. 21	@ Edmonton	3-1 W	8-23-3
35	Dec. 23	Calgary	4-5 L	8-24-3
36	Dec. 26	Los Angeles	3-3 T	8-24-4
37	Dec. 28	Philadelphia	4-7 L	8-25-4
38	Dec. 30	Edmonton	7-7 T	8-25-5
39	Jan. 2	@ NY Rangers	0-6 L	8-26-5
40	Jan. 3	@ New Jersey	6-4 W	9-26-5

No	Date	Opponent	Score	Record
41	Jan. 5	@ Toronto	4-1 W	10-26-5
42	Jan. 8	@ Philadelphia	3-5 L	10-27-5
43	Jan. 9	@ Pittsburgh	4-7 L	10-28-5
44	Jan. 13	Toronto	3-5 L	10-29-5
45	Jan. 15	NY Islanders	6-5 W	11-29-5
46	Jan. 18	Edmonton	4-4 T	11-29-6
47	Jan. 19	@ Edmonton	5-7 L	11-30-6
48	Jan. 21	Calgary	3-3 T	11-30-7
49	Jan. 23	Winnipeg	4-6 L	11-31-7
50	Jan. 25	Winnipeg	7-4 W	12-31-7
51	Jan. 26	@ Calgary	2-6 L	12-32-7
52	Jan. 30	Montreal	5-4 W	13-32-7
53	Feb. 1	Hartford	4-3 W	14-32-7
54	Feb. 3	NY Rangers	4-1 W	15-32-7
55	Feb. 6	@ St. Louis	0-4 L	15-33-7
56	Feb. 8	@ Winnipeg	5-5 T	15-33-8
57	Feb. 10	@ Winnipeg	5-3 W	16-33-8
58	Feb. 16	Boston	3-2 W	17-33-8
59	Feb. 19	New Jersey	7-5 W	18-33-8
60	Feb. 21	Washington	2-6 L	18-34-8
61	Feb. 23	Quebec	5-7 L	18-35-8
62	Feb. 26	@ Washington	2-3 L	18-36-8
63	Feb. 27	@ Detroit	5-11 L	18-37-8
64	Mar. 2	@ Boston	0-5 L	18-38-8
65	Mar. 3	@ Hartford	7-6 W	19-38-8
66	Mar. 6	NY Rangers	3-6 L	19-39-8
67	Mar. 8	Los Angeles	4-3 W	20-39-8
68	Mar. 10	Edmonton	6-3 W	21-39-8
69	Mar. 13	Buffalo	6-4 W	22-39-8
70	Mar. 15	Detroit	5-6 L	22-40-8
71	Mar. 17	Chicago	4-6 L	22-41-8
72	Mar. 20	@ Buffalo	5-4 W	23-41-8
73	Mar. 21	@ New Jersey	3-2 W	24-41-8
74	Mar. 23	@ Winnipeg	4-6 L	24-42-8
75	Mar. 25	@ Minnesota	3-5 L	24-43-8
76	Mar. 27	Winnipeg	3-5 L	24-44-8
77	Mar. 31	Minnesota	3-2 W	25-44-8
78	Apr. 3	@ Calgary	3-5 L	25-45-8
79	Apr. 5	Los Angeles	3-4 L	25-46-8
80	Apr. 6	@ Los Angeles	4-4 T	25-46-9

SMYTHE DIVISION FINISH

4th (59 Points)

COACH

Tom Watt

GM

Jack Gordon

CAPTAIN

Stan Smyl

SCORING

Player	GP	G	A	PTS	PIM
Skriko	80	38	40	78	34
Tanti	77	39	33	72	85
Sundstrom	79	18	48	66	28
Smyl	73	27	35	62	144
Lanz	75	15	38	53	73
Gradin	71	14	27	41	34
Neely	73	14	20	34	126
Halward	70	8	25	33	111
Lemay	48	16	15	31	92
Peterson	77	8	23	31	94
Tambellini	48	15	15	30	12
Bubla	43	6	24	30	30
Lidster	78	12	16	28	56
Daigneault	64	5	23	28	45
Crawford	54	11	14	25	92
Lowry	73	10	8	18	143

Player	GP	G	A	PTS	PIM
Lanthier	62	7	10	17	12
Hall	19	5	5	10	6
Coxe	57	3	5	8	176
Petit	32	1	6	7	27
Lupul	19	4	1	5	12
Sandlak	23	1	3	4	10
Belland	7	1	2	3	4
Cochrane	49	0	3	3	125
Brodeur	64	0	2	2	16
Caprice	7	0	1	1	0
Bruce	12	0	1	1	14
Dunbar	1	0	0	0	2
Young	22	0	0	0	0

Goaltender	GPI	MIN	GA	SO	AVG	W-L-T
Young	22	1,023	61	0	3.58	4-9-3
Brodeur	64	3,541	240	2	4.07	19-31-8
Caprice	7	308	28	0	5.45	0-4-2

RESULTS

No	Date	Opponent	Score	Record
1	Oct. 10	@ Los Angeles	6-5 W	1-0-0
2	Oct. 12	St. Louis	3-4 L	1-1-0
3	Oct. 14	NY Islanders	4-2 W	2-1-0
4	Oct. 16	Boston	3-3 T	2-1-1
5	Oct. 18	Los Angeles	5-4 W	3-1-1
6	Oct. 20	@ NY Rangers	3-4 L	3-2-1
7	Oct. 22	@ NY Islanders	2-2 T	3-2-2
8	Oct. 23	@ Detroit	5-0 W	4-2-2
9	Oct. 25	@ Buffalo	4-5 L	4-3-2
10	Oct. 27	@ Philadelphia	4-7 L	4-4-2
11	Oct. 30	Toronto	5-3 W	5-4-2
12	Nov. 2	Buffalo	6-2 W	6-4-2
13	Nov. 5	Edmonton	4-6 L	6-5-2
14	Nov. 8	@ Edmonton	0-13 L	6-6-2
15	Nov. 9	@ Winnipeg	7-2 W	7-6-2
16	Nov. 11	Detroit	5-0 W	8-6-2
17	Nov. 13	Pittsburgh	3-6 L	8-7-2
18	Nov. 15	@ Washington	3-5 L	8-8-2
19	Nov. 16	@ St. Louis	5-6 L	8-9-2
20	Nov. 19	@ Detroit	7-5 W	9-9-2
21	Nov. 20	@ Chicago	0-2 L	9-10-2
22	Nov. 22	New Jersey	5-6 L	9-11-2
23	Nov. 26	Chicago	3-5 L	9-12-2
24	Nov. 27	@ Edmonton	5-5 T	9-12-3
25	Nov. 29	Hartford	4-5 L	9-13-3
26	Dec. 2	@ Montreal	0-7 L	9-14-3
27	Dec. 4	@ Quebec	4-5 L	9-15-3
28	Dec. 6	@ New Jersey	1-4 L	9-16-3
29	Dec. 7	@ Washington	1-2 L	9-17-3
30	Dec. 11	Winnipeg	3-6 L	9-18-3
31	Dec. 14	Calgary	4-3 W	10-18-3
32	Dec. 15	@ Edmonton	3-5 L	10-19-3
33	Dec. 17	Washington	4-4 T	10-19-4
34	Dec. 20	Toronto	5-3 W	11-19-4
35	Dec. 21	@ Los Angeles	6-2 W	12-19-4
36	Dec. 23	Winnipeg	5-3 W	13-19-4
37	Dec. 27	Philadelphia	1-6 L	13-20-4
38	Dec. 29	Edmonton	3-5 L	13-21-4
39	Jan. 2	@ Minnesota	2-3 L	13-22-4
40	Jan. 5	@ Winnipeg	0-4 L	13-23-4

No	Date	Opponent	Score	Record
41	Jan. 7	@ Winnipeg	2-2 T	13-23-5
42	Jan. 9	@ Calgary	4-5 L	13-24-5
43	Jan. 10	Hartford	3-4 L	13-25-5
44	Jan. 14	NY Rangers	1-2 L	13-26-5
45	Jan. 17	Los Angeles	7-9 L	13-27-5
46	Jan. 18	@ Los Angeles	4-4 T	13-27-6
47	Jan. 21	New Jersey	5-3 W	14-27-6
48	Jan. 24	Pittsburgh	4-3 W	15-27-6
49	Jan. 29	Calgary	4-4 T	15-27-7
50	Jan. 31	Minnesota	10-5 W	16-27-7
51	Feb. 7	Winnipeg	5-2 W	17-27-7
52	Feb. 9	Winnipeg	3-3 T	17-27-8
53	Feb. 11	@ NY Islanders	0-1 L	17-28-8
54	Feb. 12	@ NY Rangers	2-5 L	17-29-8
55	Feb. 15	@ Pittsburgh	4-9 L	17-30-8
56	Feb. 16	@ Toronto	4-4 T	17-30-9
57	Feb. 18	@ Hartford	4-5 L	17-31-9
58	Feb. 21	Calgary	0-4 L	17-32-9
59	Feb. 23	Boston	1-6 L	17-33-9
60	Feb. 26	Montreal	2-4 L	17-34-9
61	Feb. 28	Philadelphia	3-1 W	18-34-9
62	Mar. 1	@ Calgary	2-3 L	18-35-9
63	Mar. 4	Edmonton	2-6 L	18-36-9
64	Mar. 6	Los Angeles	5-5 T	18-36-10
65	Mar. 8	@ St. Louis	3-7 L	18-37-10
66	Mar. 11	@ Quebec	1-1 T	18-37-11
67	Mar. 12	@ Montreal	2-3 L	18-38-11
68	Mar. 15	@ Boston	1-1 T	18-38-12
69	Mar. 16	@ Chicago	4-5 L	18-39-12
70	Mar. 19	Buffalo	3-4 L	18-40-12
71	Mar. 21	@ Calgary	5-5 T	18-40-13
72	Mar. 22	Minnesota	6-2 W	19-40-13
73	Mar. 24	@ Winnipeg	4-8 L	19-41-13
74	Mar. 26	Quebec	7-6 W	20-41-13
75	Mar. 28	Los Angeles	2-1 W	21-41-13
76	Mar. 30	Calgary	4-2 W	22-41-13
77	Apr. 1	@ Calgary	5-6 L	22-42-13
78	Apr. 2	@ Edmonton	4-8 L	22-43-13
79	Apr. 5	@ Los Angeles	5-3 W	23-43-13
80	Apr. 6	Edmonton	2-3 L	23-44-13

SMYTHE DIVISION FINISH

5th (66 Points)

COACH

Tom Watt

GM

Jack Gordon

CAPTAIN

Stan Smyl

SCORING

Player	GP	G	A	PTS	PIM
Tanti	77	41	38	79	84
Pederson	79	24	52	76	50
Skriko	76	33	41	74	44
Sundstrom	72	29	42	71	40
Lidster	80	12	51	63	40
Smyl	66	20	23	43	84
Sutter	74	20	22	42	113
Tambellini	72	16	20	36	14
Sandlak	78	15	21	36	66
Lemay	52	9	17	26	128
Summanen	EDM 48	10	7	17	15
	VAN 10	4	4	8	0
Petit	69	12	13	25	131
Hodgson	43	9	13	22	25
Peterson	69	7	15	22	77
Butcher	70	5	15	20	207
Lowry	70	8	10	18	176
Richter	78	2	15	17	172
Bruce	50	9	7	16	109
Benning	TOR 5	0	0	0	4
	VAN 54	2	11	13	40

Player	GP	G	A	PTS	PIM
Maxwell	30	1	7	8	28
Lanz	17	1	6	7	10
Crawford	21	0	3	3	67
Halward	10	0	3	3	34
Kulak	28	1	1	2	38
LeBlanc	2	1	0	1	0
Coxe	15	1	0	1	31
Young	8	0	1	1	0
Levie	9	0	1	1	13
Bartel	40	0	1	1	14
Gamble	1	0	0	0	0
Agnew	4	0	0	0	0
Hall	4	0	0	0	0
Cochrane	14	0	0	0	52
Caprice	25	0	0	0	9
Brodeur	53	0	0	0	2

Goaltender	GPI	MIN	GA	SO	AVG	W-L-T
Brodeur	53	2,972	178	1	3.59	20-25-5
Caprice	25	1,390	89	0	3.84	8-11-2
Gamble	1	60	4	0	4.00	0-1-0
Young	8	420	35	0	5.00	1-6-1

RESULTS

No	Date	Opponent	Score	Record
1	Oct. 11	St. Louis	4-3 W	1-0-0
2	Oct. 13	Quebec	1-7 L	1-1-0
3	Oct. 15	@ New Jersey	2-3 L	1-2-0
4	Oct. 16	@ Philadelphia	2-6 L	1-3-0
5	Oct. 18	@ Minnesota	1-4 L	1-4-0
6	Oct. 22	Boston	5-1 W	2-4-0
7	Oct. 24	Chicago	2-2 T	2-4-1
8	Oct. 26	@ Edmonton	2-3 L	2-5-1
9	Oct. 28	Washington	2-5 L	2-6-1
10	Oct. 31	Edmonton	2-6 L	2-7-1
11	Nov. 2	Montreal	3-5 L	2-8-1
12	Nov. 4	@ Pittsburgh	2-2 T	2-8-2
13	Nov. 5	@ Washington	2-3 L	2-9-2
14	Nov. 7	@ Buffalo	7-6 W	3-9-2
15	Nov. 8	@ Toronto	5-3 W	4-9-2
16	Nov. 11	@ Calgary	3-5 L	4-10-2
17	Nov. 12	Hartford	3-4 L	4-11-2
18	Nov. 14	Winnipeg	2-3 L	4-12-2
19	Nov. 18	Calgary	5-0 W	5-12-2
20	Nov. 21	NY Rangers	5-8 L	5-13-2
21	Nov. 22	@ Edmonton	2-5 L	5-14-2
22	Nov. 25	Los Angeles	11-5 W	6-14-2
23	Nov. 26	@ Los Angeles	5-3 W	7-14-2
24	Nov. 29	Winnipeg	3-6 L	7-15-2
25	Dec. 2	Chicago	2-4 L	7-16-2
26	Dec. 5	NY Islanders	3-4 L	7-17-2
27	Dec. 7	@ Winnipeg	3-1 W	8-17-2
28	Dec. 9	@ Philadelphia	3-6 L	8-18-2
29	Dec. 11	@ Boston	2-4 L	8-19-2
30	Dec. 13	@ Hartford	2-2 T	8-19-3
31	Dec. 14	@ Chicago	7-3 W	9-19-3
32	Dec. 17	Detroit	4-4 L	9-20-3
33	Dec. 19	@ Edmonton	2-5 L	9-21-3
34	Dec. 20	Calgary	3-5 L	9-22-3
35	Dec. 23	Los Angeles	6-4 W	10-22-3
36	Dec. 27	Philadelphia	4-2 W	11-22-3
37	Dec. 30	Edmonton	3-7 L	11-23-3
38	Jan. 2	Los Angeles	3-3 T	11-23-4
39	Jan. 4	@ Winnipeg	2-4 L	11-24-4
40	Jan. 6	@ Quebec	2-3 L	11-25-4

No	Date	Opponent	Score	Record
41	Jan. 7	@ Montreal	3-2 W	12-24-4
42	Jan. 10	@ New Jersey	2-2 T	12-25-5
43	Jan. 11	@ NY Rangers	3-8 L	12-26-5
44	Jan. 14	@ Los Angeles	0-4 L	12-27-5
45	Jan. 16	Calgary	9-5 W	13-27-5
46	Jan. 17	@ Calgary	4-3 W	14-27-5
47	Jan. 19	@ Winnipeg	4-5 L	14-28-5
48	Jan. 21	NY Rangers	5-3 W	15-28-5
49	Jan. 23	Pittsburgh	0-6 L	15-29-5
50	Jan. 27	Edmonton	4-4 T	15-29-6
51	Jan. 28	@ Edmonton	3-7 L	15-30-6
52	Jan. 30	New Jersey	3-4 L	15-31-6
53	Feb. 1	Minnesota	3-4 L	15-32-6
54	Feb. 3	@ Calgary	4-2 W	16-32-6
55	Feb. 4	NY Islanders	4-1 W	17-32-6
56	Feb. 6	St. Louis	2-2 T	17-32-7
57	Feb. 8	Calgary	2-3 L	17-33-7
58	Feb. 14	@ Pittsburgh	3-3 T	17-33-8
59	Feb. 17	@ St. Louis	4-3 W	18-33-8
60	Feb. 18	@ Minnesota	3-7 L	18-34-8
61	Feb. 20	Washington	3-6 L	18-35-8
62	Feb. 22	Toronto	3-2 W	19-35-8
63	Feb. 24	@ Calgary	0-2 L	19-36-8
64	Feb. 26	@ Detroit	4-5 L	19-37-8
65	Feb. 28	@ Toronto	6-8 L	19-38-8
66	Mar. 1	@ Buffalo	4-2 W	20-38-8
67	Mar. 4	Edmonton	5-8 L	20-39-8
68	Mar. 6	Montreal	4-1 W	21-39-8
69	Mar. 8	@ Los Angeles	2-5 L	21-40-8
70	Mar. 10	Detroit	7-4 W	22-40-8
71	Mar. 13	Buffalo	6-4 W	23-40-8
72	Mar. 17	Quebec	4-2 W	24-40-8
73	Mar. 20	Winnipeg	6-5 OTW	25-40-8
74	Mar. 22	@ Winnipeg	2-3 L	25-41-8
75	Mar. 26	@ NY Islanders	5-2 W	26-41-8
76	Mar. 28	@ Boston	1-2 L	26-42-8
77	Mar. 29	@ Hartford	4-7 L	26-43-8
78	Apr. 1	@ Los Angeles	8-3 W	27-43-8
79	Apr. 3	Winnipeg	6-4 W	28-43-8
80	Apr. 5	Los Angeles	5-2 W	29-43-8

SMYTHE DIVISION FINISH

5th (59 Points)

COACH

Bob McCammon

GM

Pat Quinn

CAPTAIN

Stan Smyl

SCORING

Player	GP	G	A	PTS	PIM
Tanti	73	40	37	77	90
Adams	80	36	40	76	30
Pederson	76	19	52	71	92
Skriko	73	30	34	64	32
Smyl	57	12	25	37	110
Lidster	64	4	32	36	105
Benning	77	7	26	33	58
Sandlak	49	16	15	31	81
Suttor	80	15	15	30	165
Wickenheiser	80	7	19	26	36
Boyd	60	7	16	23	64
Butcher	80	6	17	23	285
LeBlanc	41	12	10	22	18
Tambellini	41	11	10	21	8
Saunders	56	7	13	20	10
Coxe	64	5	12	17	186
Lawless	HFD 27	4	5	9	16
	PHI 8	0	5	5	0
	VAN 13	0	1	1	0
Huber	35	4	10	14	40
Kidd	19	4	7	11	25
Bruce	28	7	3	10	57
Hodgson	8	3	7	10	57
Stanley	57	2	7	9	151

Player	GP	G	A	PTS	PIM
Bradley	11	3	5	8	6
Richter	49	2	4	6	224
Melnyk	NVR 14	0	1	1	34
	VAN 49	2	3	5	73
Summanen	9	2	3	5	2
Berry	14	2	3	5	6
Lowry	22	1	3	4	38
Petit	10	0	3	3	35
Woodley	5	2	0	2	17
Bakovic	10	2	0	2	48
Lanthier	5	1	1	2	2
Vilgrain	6	1	1	2	0
McLean	41	0	2	2	8
Agnew	10	0	1	1	16
Caprice	22	0	0	0	6
MacDonald	1	0	0	0	0
Murphy	5	0	0	0	2
Rohlicek	7	0	0	0	4
Stern	15	0	0	0	52
Weeks	9	0	0	0	0

Goaltender	GPI	MIN	GA	SO	AVG	W-L-T
Weeks	9	550	31	0	3.38	4-3-2
McLean	41	2,380	147	1	3.71	11-27-3
Caprice	22	1,250	87	0	4.18	7-10-2
Brodeur	11	670	49	0	4.39	3-6-2

RESULTS

No	Date	Opponent	Score	Record
1	Oct. 8	St. Louis	8-2 W	1-0-0
2	Oct. 10	NY Islanders	1-7 L	1-1-0
3	Oct. 12	Detroit	2-3 L	1-2-0
4	Oct. 18	@ Los Angeles	4-2 W	2-2-0
5	Oct. 21	Boston	4-5 L	2-3-0
6	Oct. 23	Edmonton	4-5 OT L	2-4-0
7	Oct. 24	@ Edmonton	5-9 L	2-5-0
8	Oct. 27	Washington	2-3 L	2-6-0
9	Oct. 30	Calgary	3-3 T	2-6-1
10	Nov. 1	@ Winnipeg	3-7 L	2-7-1
11	Nov. 3	@ Washington	2-3 L	2-8-1
12	Nov. 5	@ Philadelphia	4-3 W	3-8-1
13	Nov. 7	@ Minnesota	4-1 W	4-8-1
14	Nov. 8	@ Winnipeg	1-3 L	4-9-1
15	Nov. 11	Buffalo	4-4 T	4-9-2
16	Nov. 13	Quebec	6-4 W	5-9-2
17	Nov. 15	@ Calgary	4-8 L	5-10-2
18	Nov. 17	Pittsburgh	6-4 W	6-10-2
19	Nov. 19	@ Detroit	4-1 W	7-10-2
20	Nov. 21	@ St. Louis	1-4 L	7-11-2
21	Nov. 22	@ Chicago	2-3 L	7-12-2
22	Nov. 25	Calgary	2-4 L	7-13-2
23	Nov. 27	New Jersey	4-2 W	8-13-2
24	Dec. 1	@ Quebec	3-1 W	9-13-2
25	Dec. 2	@ Montreal	3-3 T	9-13-3
26	Dec. 5	@ Pittsburgh	3-6 L	9-14-3
27	Dec. 6	@ Buffalo	5-1 W	10-14-3
28	Dec. 8	Minnesota	2-3 L	10-15-3
29	Dec. 11	@ Edmonton	1-2 L	10-16-3
30	Dec. 12	Edmonton	3-6 L	10-17-3
31	Dec. 15	@ Hartford	2-2 T	10-17-4
32	Dec. 17	@ Boston	2-3 OT L	10-18-4
33	Dec. 20	Hartford	3-3 T	10-18-5
34	Dec. 23	Los Angeles	5-1 W	11-18-5
35	Dec. 26	@ Los Angeles	2-3 L	11-19-5
36	Dec. 28	@ Edmonton	3-7 L	11-20-5
37	Dec. 29	Montreal	1-4 L	11-21-5
38	Dec. 31	Winnipeg	2-1 W	12-21-5
39	Jan. 2	Philadelphia	1-4 L	12-22-5
40	Jan. 4	@ Toronto	7-7 T	12-22-6

No	Date	Opponent	Score	Record
41	Jan. 6	@ NY Rangers	2-4 L	12-23-6
42	Jan. 7	@ New Jersey	6-3 W	13-23-6
43	Jan. 9	@ Quebec	3-2 W	14-23-6
44	Jan. 12	Winnipeg	3-5 L	14-24-6
45	Jan. 13	Winnipeg	8-2 W	15-24-6
46	Jan. 15	Calgary	4-4 T	15-24-7
47	Jan. 17	@ Winnipeg	6-5 W	16-24-7
48	Jan. 19	@ Calgary	5-7 L	16-25-7
49	Jan. 22	NY Rangers	3-6 L	16-26-7
50	Jan. 24	@ Chicago	1-3 L	16-27-7
51	Jan. 26	@ St. Louis	6-7 L	16-28-7
52	Jan. 29	Hartford	2-4 L	16-29-7
53	Jan. 30	@ Calgary	3-4 L	16-30-7
54	Feb. 2	Los Angeles	5-2 W	17-30-7
55	Feb. 3	@ Los Angeles	1-7 L	17-31-7
56	Feb. 5	New Jersey	5-1 W	18-31-7
57	Feb. 11	Edmonton	2-7 L	18-32-7
58	Feb. 13	Boston	6-5 W	19-32-7
59	Feb. 14	@ Edmonton	6-7 L	19-33-7
60	Feb. 17	Pittsburgh	5-0 W	20-33-7
61	Feb. 19	Toronto	0-5 L	20-34-7
62	Feb. 21	@ NY Rangers	6-4 W	21-34-7
63	Feb. 23	@ NY Islanders	1-6 L	21-35-7
64	Feb. 24	@ Montreal	4-5 L	21-36-7
65	Feb. 26	Calgary	3-5 L	21-37-7
66	Feb. 28	Los Angeles	0-2 L	21-38-7
67	Mar. 1	Philadelphia	3-7 L	21-39-7
68	Mar. 3	@ Winnipeg	3-4 L	21-40-7
69	Mar. 6	@ Washington	2-7 L	21-41-7
70	Mar. 8	@ NY Islanders	4-7 L	21-42-7
71	Mar. 10	@ Detroit	2-5 L	21-43-7
72	Mar. 12	Edmonton	3-3 T	21-43-8
73	Mar. 13	Buffalo	5-7 L	21-44-8
74	Mar. 16	@ Los Angeles	3-3 T	21-44-9
75	Mar. 18	Los Angeles	5-3 W	22-44-9
76	Mar. 22	Toronto	5-3 W	23-44-9
77	Mar. 25	Chicago	3-2 W	24-44-9
78	Mar. 26	@ Calgary	1-6 L	24-45-9
79	Mar. 29	Winnipeg	2-3 L	24-46-9
80	Apr. 1	Minnesota	6-1 W	25-46-9

SMYTHE DIVISION FINISH

4th (74 Points)

COACH

Bob McCammon

GM

Pat Quinn

CAPTAIN

Stan Smyl

SCORING

Player	GP	G	A	PTS	PIM
Skriko	74	30	36	66	57
Linden	80	30	29	59	41
Reinhart	64	7	50	57	44
Tanti	77	24	25	49	69
Bradley	71	18	27	45	42
Pederson	62	15	26	41	22
Nordmark	80	6	35	41	97
Sandlak	72	20	20	40	99
Bozek	71	17	18	35	64
Adams	61	19	14	33	24
Sutter	75	17	15	32	122
Smyl	75	7	18	25	102
Lidster	63	5	17	22	78
Butcher	78	0	20	20	227
Hodgson	23	4	13	17	25
Adams	EDM 49	4	5	9	82
	VAN 12	4	2	6	35
Bruce	53	7	7	14	65
Melnyk	74	3	11	14	82
Benning	65	3	9	12	48
Smith	EDM 19	1	1	2	9
	VAN 10	3	4	7	4

Player	GP	G	A	PTS	PIM
Snepsts	59	0	8	8	69
Bridgman	15	4	3	7	10
Charbonneau	9	1	3	4	6
	VAN 13	0	1	1	6
Stanley	20	3	1	4	14
Guy	45	2	2	4	34
Berry	13	2	1	3	5
Stern	17	1	0	1	49
Boyd	2	0	1	1	0
Murphy	8	0	1	1	2
McLean	42	0	1	1	6
Kidd	1	0	0	0	0
Mazur	1	0	0	0	0
Rohlicek	2	0	0	0	4
Hawkins	4	0	0	0	9
Gamble	5	0	0	0	0
Weeks	35	0	0	0	4

Goaltender	GPI	MIN	GA	SO	AVG	W-L-T
Gamble	5	302	12	0	2.38	2-3-0
McLean	42	2,477	127	4	3.08	20-17-3
Weeks	35	2,058	102	0	3.08	11-19-5

RESULTS

No	Date	Opponent	Score	Record
1	Oct. 6	Winnipeg	2-2 T	0-0-1
2	Oct. 8	Detroit	3-3 T	0-0-2
3	Oct. 10	NY Islanders	2-3 L	0-1-2
4	Oct. 12	@ Edmonton	6-2 W	1-1-2
5	Oct. 14	@ Winnipeg	3-4 OT L	1-2-2
6	Oct. 16	@ NY Rangers	2-3 L	1-3-2
7	Oct. 18	@ NY Islanders	2-3 L	1-4-2
8	Oct. 19	@ New Jersey	4-0 W	2-4-2
9	Oct. 23	Edmonton	6-5 W	3-4-2
10	Oct. 25	Washington	3-4 OT L	3-5-2
11	Oct. 28	Chicago	5-2 W	4-5-2
12	Oct. 30	Calgary	2-1 W	5-5-2
13	Nov. 1	@ Pittsburgh	3-5 L	5-6-2
14	Nov. 3	@ Philadelphia	5-2 W	6-6-2
15	Nov. 5	@ Hartford	3-2 OT W	7-6-2
16	Nov. 6	@ Boston	2-4 L	7-7-2
17	Nov. 9	Hartford	1-1 T	7-7-3
18	Nov. 11	Montreal	1-3 L	7-8-3
19	Nov. 13	Pittsburgh	2-4 L	7-9-3
20	Nov. 15	@ Los Angeles	4-6 L	7-10-3
21	Nov. 17	@ Minnesota	6-7 L	7-11-3
22	Nov. 19	@ St. Louis	3-2 W	8-11-3
23	Nov. 20	@ Chicago	7-4 W	9-11-3
24	Nov. 22	Buffalo	4-2 W	10-11-3
25	Nov. 25	New Jersey	2-2 T	10-11-4
26	Nov. 27	Los Angeles	5-2 W	11-11-4
27	Nov. 29	@ Calgary	3-3 T	11-11-5
28	Nov. 30	@ Edmonton	2-4 L	11-12-5
29	Dec. 2	@ Winnipeg	3-6 L	11-13-5
30	Dec. 6	NY Rangers	3-5 L	11-14-5
31	Dec. 9	Quebec	2-4 L	11-15-5
32	Dec. 11	Winnipeg	8-6 W	12-15-5
33	Dec. 15	@ Calgary	0-2 L	12-16-5
34	Dec. 16	Calgary	3-5 L	12-17-5
35	Dec. 19	Minnesota	5-1 W	13-17-5
36	Dec. 21	@ Edmonton	2-1 W	14-17-5
37	Dec. 23	Los Angeles	2-5 L	14-18-5
38	Dec. 26	Calgary	2-3 OT L	14-19-5
39	Dec. 29	@ Los Angeles	6-3 W	15-19-5
40	Jan. 1	Montreal	0-4 L	15-20-5

No	Date	Opponent	Score	Record
41	Jan. 4	@ Winnipeg	2-4 L	15-21-5
42	Jan. 6	@ Detroit	2-2 T	15-21-6
43	Jan. 7	@ Pittsburgh	7-5 W	16-21-6
44	Jan. 9	@ Toronto	0-3 L	16-22-6
45	Jan. 13	Winnipeg	1-3 L	16-23-6
46	Jan. 15	St. Louis	2-1 W	17-23-6
47	Jan. 17	Philadelphia	5-3 W	18-23-6
48	Jan. 21	NY Rangers	4-5 OT L	18-24-6
49	Jan. 24	Chicago	2-4 L	18-25-6
50	Jan. 26	@ Los Angeles	6-2 W	19-25-6
51	Jan. 29	Calgary	4-4 T	19-25-7
52	Jan. 31	Edmonton	6-2 W	20-25-7
53	Feb. 1	@ Edmonton	3-4 L	20-26-7
54	Feb. 4	@ Calgary	2-5 L	20-27-7
55	Feb. 5	@ Calgary	4-5 L	20-28-7
56	Feb. 9	@ Minnesota	2-3 L	20-29-7
57	Feb. 10	@ Buffalo	5-4 W	21-29-7
58	Feb. 12	@ Philadelphia	3-2 W	22-29-7
59	Feb. 14	Boston	5-2 W	23-29-7
60	Feb. 16	Quebec	3-2 W	24-29-7
61	Feb. 19	Washington	3-2 W	25-29-7
62	Feb. 21	St. Louis	2-0 W	26-29-7
63	Feb. 23	Toronto	2-1 OT W	27-29-7
64	Feb. 26	@ Montreal	2-5 L	27-30-7
65	Feb. 28	@ Quebec	3-2 W	28-30-7
66	Mar. 2	@ Hartford	1-2 L	28-31-7
67	Mar. 4	@ Boston	4-6 L	28-32-7
68	Mar. 5	@ Washington	0-3 L	28-33-7
69	Mar. 8	Winnipeg	3-0 W	29-33-7
70	Mar. 10	Los Angeles	4-2 W	30-33-7
71	Mar. 14	Detroit	2-2 T	30-33-8
72	Mar. 16	Edmonton	3-0 W	31-33-8
73	Mar. 18	NY Islanders	2-1 W	32-33-8
74	Mar. 20	@ New Jersey	1-3 L	32-34-8
75	Mar. 22	@ Toronto	3-5 L	32-35-8
76	Mar. 24	@ Buffalo	2-5 L	32-36-8
77	Mar. 26	@ Winnipeg	7-3 W	33-36-8
78	Mar. 29	Edmonton	2-5 L	33-37-8
79	Apr. 1	@ Los Angeles	4-6 L	33-38-8
80	Apr. 2	Los Angeles	4-5 L	33-39-8

SMYTHE DIVISION FINISH

5th (64 Points)

COACH

Bob McCammon

GM

Pat Quinn

CAPTAIN

Stan Smyl

SCORING

Player	GP	G	A	PTS	PIM
Quinn	PIT 41	9	20	29	22
	VAN 37	16	18	34	27
Reinhart	67	17	40	57	30
Linden	73	21	30	51	43
Adams	65	30	20	50	18
Bradley	67	19	29	48	65
Skriko	77	15	33	48	36
Larionov	74	17	27	44	20
Lidster	80	8	28	36	36
Krutov	61	11	23	34	20
Tanti	41	14	18	32	50
Lumme	MTL 54	1	19	20	41
	VAN 11	3	7	10	8
Sandlak	70	15	8	23	104
Bozek	58	14	9	23	32
McBain	PIT 41	5	9	14	51
	VAN 26	4	5	9	22
	67	9	14	23	73
Butcher	80	6	14	20	205
Sutter	62	9	9	18	133
Smyl	47	1	15	16	71
Nordmark	44	2	11	13	34
Benning	45	3	9	12	26

Player	GP	G	A	PTS	PIM
Penderson	16	2	7	9	10
Capuano	PIT 6	0	0	0	2
	VAN 27	3	5	8	10
Smith	30	3	4	7	72
Guy	30	2	5	7	32
Plavsic	STL 4	0	1	1	2
	VAN 11	3	2	5	8
Stern	34	2	3	5	208
Snepsts	39	1	3	4	26
Coxe	25	1	4	5	66
McLean	63	0	3	3	6
Buskas	17	0	3	3	36
Murphy	12	1	1	2	0
Stanley	23	1	1	2	27
Melnyk	67	0	2	2	91
Lenardon	8	1	0	1	4
Hawkins	4	0	0	0	4
Mazur	5	0	0	0	4
Agnew	7	0	0	0	36
Weeks	21	0	0	0	0

Goaltender	GPI	MIN	GA	SO	AVG	W-L-T
McLean	63	3,739	216	0	3.47	21-30-10
Weeks	21	1,142	79	0	4.15	4-11-4

RESULTS

No	Date	Opponent	Score	Record
1	Oct. 5	Edmonton	1-4 L	0-1-0
2	Oct. 7	Detroit	5-3 W	1-1-0
3	Oct. 9	NY Islanders	2-5 L	1-2-0
4	Oct. 11	@ Edmonton	5-2 W	2-2-0
5	Oct. 13	Los Angeles	5-6 L	2-3-0
6	Oct. 15	Boston	7-6 W	3-3-0
7	Oct. 18	@ Toronto	3-4 L	3-4-0
8	Oct. 20	@ New Jersey	3-2 W	4-4-0
9	Oct. 21	@ NY Islanders	2-1 W	5-4-0
10	Oct. 23	@ NY Rangers	3-5 L	5-5-0
11	Oct. 27	@ Calgary	5-5 T	5-5-1
12	Oct. 28	Calgary	4-3 W	6-5-1
13	Oct. 31	New Jersey	4-3 W	7-5-1
14	Nov. 3	Winnipeg	2-3 L	7-6-1
15	Nov. 5	Pittsburgh	5-3 W	8-6-1
16	Nov. 8	@ Winnipeg	2-3 OT L	8-7-1
17	Nov. 10	@ Buffalo	2-4 L	8-8-1
18	Nov. 11	@ Quebec	3-2 L	8-9-1
19	Nov. 14	Washington	4-4 T	8-9-2
20	Nov. 16	Chicago	4-3 W	9-9-2
21	Nov. 19	Buffalo	2-2 T	9-9-3
22	Nov. 21	@ Edmonton	3-4 L	9-10-3
23	Nov. 25	@ Los Angeles	4-7 L	9-11-3
24	Nov. 26	Los Angeles	3-3 T	9-11-4
25	Nov. 29	Toronto	2-3 OT L	9-12-4
26	Dec. 1	NY Rangers	3-4 L	9-13-4
27	Dec. 3	Minnesota	6-5 W	10-13-4
28	Dec. 6	@ Los Angeles	4-5 OT L	10-14-4
29	Dec. 9	@ St. Louis	4-6 L	10-15-4
30	Dec. 10	@ Chicago	1-7 L	10-16-4
31	Dec. 12	@ Minnesota	4-2 W	11-16-4
32	Dec. 13	@ Winnipeg	3-3 T	11-16-5
33	Dec. 15	Winnipeg	3-3 T	11-16-6
34	Dec. 17	Quebec	2-2 T	11-16-7
35	Dec. 19	Calgary	1-2 L	11-17-7
36	Dec. 20	@ Calgary	1-2 OT L	11-18-7
37	Dec. 23	@ Los Angeles	1-4 L	11-19-7
38	Dec. 27	Montreal	2-1 W	12-19-7
39	Dec. 31	Philadelphia	2-2 T	12-19-8
40	Jan. 2	@ Detroit	1-4 L	12-20-8

No	Date	Opponent	Score	Record
41	Jan. 4	@ Pittsburgh	3-4 L	12-21-8
42	Jan. 5	@ Washington	5-2 W	13-21-8
43	Jan. 7	@ Montreal	3-5 L	13-22-8
44	Jan. 10	Hartford	1-3 L	13-23-8
45	Jan. 12	St. Louis	2-5 L	13-24-8
46	Jan. 13	Buffalo	3-5 L	13-25-8
47	Jan. 16	@ NY Islanders	0-3 L	13-26-8
48	Jan. 18	@ Philadelphia	3-2 OT W	14-26-8
49	Jan. 19	@ Chicago	2-5 L	14-27-8
50	Jan. 23	Los Angeles	3-3 T	14-27-9
51	Jan. 26	Minnesota	3-6 L	14-28-9
52	Jan. 27	@ Edmonton	2-6 L	14-29-9
53	Jan. 30	Calgary	2-7 L	14-30-9
54	Feb. 1	@ Calgary	3-4 OT L	14-31-9
55	Feb. 2	@ Winnipeg	1-8 L	14-32-9
56	Feb. 4	New Jersey	4-2 W	15-32-9
57	Feb. 6	Winnipeg	5-3 W	16-32-9
58	Feb. 9	@ Hartford	4-1 W	17-32-9
59	Feb. 11	@ Boston	4-2 W	18-32-9
60	Feb. 13	@ Quebec	3-5 L	18-33-9
61	Feb. 14	@ Montreal	1-10 L	18-34-9
62	Feb. 16	Edmonton	2-2 T	18-34-10
63	Feb. 18	Boston	2-7 L	18-35-10
64	Feb. 20	Edmonton	2-4 L	18-36-10
65	Feb. 24	@ Los Angeles	6-4 W	19-36-10
66	Feb. 26	Toronto	5-2 W	20-36-10
67	Feb. 28	Philadelphia	7-7 T	20-36-11
68	Mar. 3	@ Calgary	1-5 L	20-37-11
69	Mar. 4	@ Edmonton	3-6 L	20-38-11
70	Mar. 9	Calgary	4-4 T	20-38-12
71	Mar. 11	Pittsburgh	5-3 W	21-38-12
72	Mar. 13	Hartford	0-1 L	21-39-12
73	Mar. 15	@ St. Louis	6-5 OT W	22-39-12
74	Mar. 17	@ Washington	3-1 W	23-39-12
75	Mar. 18	@ NY Rangers	2-5 L	23-40-12
76	Mar. 20	@ Detroit	4-4 T	23-40-13
77	Mar. 23	@ Winnipeg	4-2 W	24-40-13
78	Mar. 25	Winnipeg	3-3 T	24-40-14
79	Mar. 27	Edmonton	1-4 L	24-41-14
80	Mar. 31	Los Angeles	6-3 W	25-41-14

SMYTHE DIVISION FINISH

4th (65 Points)

COACH

Bob McCammon, Pat Quinn

GM

Pat Quinn

CAPTAIN

Dan Quinn, Doug Lidster, Trevor Linden

SCORING

Player	GP	G	A	PTS	PIM	Player	GP	G	A	PTS	PIM	
Linden	80	33	37	70	65	Odjick	45	7	1	8	296	
Courtall	STL 66	27	30	57	56	Nordmark	45	2	6	8	63	
	VAN 11	6	2	8	8	Guy	39	1	6	7	39	
Quinn	64	18	31	49	46	Murphy	42	5	1	6	90	
Adams	55	21	24	45	10	Dirk	STL 41	1	3	4	100	
Ronning	STL 48	14	18	32	10		VAN 11	1	0	1	20	
	VAN 11	6	6	12	0	McBain	13	0	5	5	32	
D. Capuano	61	13	31	44	42	Stern	31	2	3	5	171	
Lidster	78	6	32	38	77	Murzyn	CGY 19	0	2	2	30	
Momesso	STL 59	10	18	28	131		VAN 10	1	0	1	8	
	VAN 11	6	2	8	43	Gibson	14	0	3	3	20	
Larionov	64	13	21	34	14	Gamble	47	0	1	1	14	
Bozek	62	15	17	32	22	Agnew	20	0	0	0	81	
Kron	76	12	20	32	21	Brown	1	0	0	0	7	
Lumme	80	5	27	32	59	Coxe	7	0	0	0	27	
Bradley	44	11	20	31	42	McKichan	1	0	0	0	0	
Kurvers	TOR 19	0	3	3	8	Weeks	1	0	0	0	0	
	VAN 32	4	23	27	20	Antoski	2	0	0	0	20	
Valk	59	10	11	21	67	J. Capuano	3	0	0	0	0	
Butcher	69	6	12	18	257	Mason	6	0	0	0	0	
Mazur	36	11	7	18	14	McLean	41	0	0	0	4	
Nedved	61	10	6	16	20							
Smyl	45	2	12	14	87	Goaltender	GPI	MIN	GA	SO	AVG	W-L-T
Sandlak	59	7	6	13	125	Gamble	47	2,433	140	1	3.45	16-16-6
Diduck	MTL 32	1	2	3	39	McLean	41	1,969	131	0	3.99	10-22-3
	VAN 31	3	7	10	66	Mason	6	353	29	0	4.93	2-4-0
Plavsic	48	2	10	12	62	McKichan	1	20	2	0	6.00	0-0-0
Skriko	20	4	4	8	8	Weeks	1	59	6	0	6.10	0-1-0

RESULTS

No	Date	Opponent	Score	Record	No	Date	Opponent	Score	Record
1	Oct. 4	@ Calgary	2-3 OT L	0-1-0	41	Dec. 31	@ Winnipeg	1-2 L	17-21-3
2	Oct. 6	@ Los Angeles	6-3 W	1-1-0	42	Jan. 2	@ Hartford	2-5 L	17-22-3
3	Oct. 9	Los Angeles	2-6 L	1-2-0	43	Jan. 3	@ Boston	3-8 L	17-23-3
4	Oct. 12	St. Louis	4-0 W	2-2-0	44	Jan. 5	@ Minnesota	6-5 W	18-23-3
5	Oct. 14	Edmonton	5-4 OT W	3-2-0	45	Jan. 8	Buffalo	3-3 T	18-23-4
6	Oct. 17	Boston	3-1 W	4-2-0	46	Jan. 10	Hartford	4-5 L	18-24-4
7	Oct. 19	@ Winnipeg	5-7 L	4-3-0	47	Jan. 12	@ Los Angeles	2-6 L	18-25-4
8	Oct. 21	@ Quebec	3-2 W	5-3-0	48	Jan. 16	Winnipeg	1-2 L	18-26-4
9	Oct. 23	@ Detroit	0-6 L	5-4-0	49	Jan. 23	Edmonton	6-5 W	19-26-4
10	Oct. 25	@ Boston	2-4 L	5-5-0	50	Jan. 25	Los Angeles	1-5 L	19-27-4
11	Oct. 27	@ Hartford	4-2 W	6-5-0	51	Jan. 26	@ Los Angeles	4-5 L	19-28-4
12	Oct. 30	Washington	1-2 L	6-6-0	52	Jan. 28	Chicago	0-1 L	19-29-4
13	Nov. 1	New Jersey	2-1 W	7-6-0	53	Jan. 30	@ Edmonton	4-9 L	19-30-4
14	Nov. 3	Winnipeg	3-5 L	7-7-0	54	Jan. 31	NY Rangers	3-3 T	19-30-5
15	Nov. 6	Detroit	6-3 W	8-7-0	55	Feb. 2	@ Los Angeles	1-9 L	19-31-5
16	Nov. 8	@ Toronto	5-3 W	9-7-0	56	Feb. 5	@ Washington	3-5 L	19-32-5
17	Nov. 9	@ Buffalo	1-7 L	9-8-0	57	Feb. 7	@ Philadelphia	2-1 W	20-32-5
18	Nov. 11	@ Philadelphia	0-2 L	9-9-0	58	Feb. 8	@ NY Rangers	1-8 L	20-33-5
19	Nov. 14	@ Edmonton	3-5 L	9-10-0	59	Feb. 10	@ New Jersey	0-2 L	20-34-5
20	Nov. 16	NY Islanders	3-2 W	10-10-0	60	Feb. 14	St. Louis	2-3 L	20-35-5
21	Nov. 19	Calgary	4-6 L	10-11-0	61	Feb. 16	Washington	4-2 W	21-35-5
22	Nov. 21	Chicago	4-1 W	11-11-0	62	Feb. 18	Quebec	3-3 T	21-35-6
23	Nov. 23	@ Minnesota	4-6 L	11-12-0	63	Feb. 20	@ Winnipeg	5-5 T	21-35-7
24	Nov. 24	@ St. Louis	3-3 T	11-12-1	64	Feb. 21	@ Calgary	4-6 L	21-36-7
25	Nov. 27	Minnesota	1-1 T	11-12-2	65	Feb. 23	Detroit	5-2 W	22-36-7
26	Nov. 29	Toronto	2-1 W	12-12-2	66	Feb. 25	Calgary	4-2 W	23-36-7
27	Dec. 2	@ Winnipeg	5-1 W	13-12-2	67	Feb. 27	Pittsburgh	4-3 W	24-36-7
28	Dec. 4	@ NY Islanders	4-2 W	14-12-2	68	Mar. 1	Montreal	1-7 L	24-37-7
29	Dec. 5	@ New Jersey	4-4 L	14-13-2	69	Mar. 3	@ Chicago	0-8 L	24-38-7
30	Dec. 7	@ Pittsburgh	2-2 T	14-13-3	70	Mar. 5	@ Pittsburgh	1-4 L	24-39-7
31	Dec. 10	Quebec	2-3 OT L	14-14-3	71	Mar. 7	@ Toronto	3-3 T	24-39-8
32	Dec. 12	@ Edmonton	4-5 L	14-15-3	72	Mar. 9	@ Montreal	2-4 L	24-40-8
33	Dec. 14	NY Rangers	3-5 L	14-16-3	73	Mar. 10	@ Buffalo	7-5 W	25-40-8
34	Dec. 16	Calgary	2-5 L	14-17-3	74	Mar. 13	Philadelphia	4-5 OT L	25-41-8
35	Dec. 18	@ Calgary	3-2 W	15-17-3	75	Mar. 16	NY Islanders	4-4 T	25-41-9
36	Dec. 20	Edmonton	7-4 W	16-17-3	76	Mar. 17	Los Angeles	5-4 OT W	26-41-9
37	Dec. 22	Los Angeles	4-3 W	17-17-3	77	Mar. 20	Calgary	2-3 L	26-42-9
38	Dec. 23	@ Edmonton	4-4 W	17-18-3	78	Mar. 22	Winnipeg	3-1 W	27-42-9
39	Dec. 27	Montreal	5-7 L	17-19-3	79	Mar. 26	@ Calgary	2-7 L	27-43-9
40	Dec. 28	Edmonton	2-5 L	17-20-3	80	Mar. 28	Winnipeg	3-2 OT W	28-43-9

SMYTHE DIVISION FINISH

1st (96 Points)

COACH

Pat Quinn

GM

Pat Quinn

CAPTAIN

Trevor Linden

SCORING

Player	GP	G	A	PTS	PIM
Linden	80	31	44	75	101
Ronning	80	24	47	71	42
Larionov	72	21	44	65	54
Bure	65	34	26	60	30
Adams	76	30	27	57	8
Courtnall	70	23	34	57	116
Lumme	75	12	32	44	65
Momesso	58	20	23	43	198
Sandlak	66	16	24	40	176
Fergus	TOR 11	1	3	4	4
	VAN 44	14	20	34	17
Nedved	77	15	22	37	36
Lidster	66	6	23	29	39
Babych	75	5	24	29	63
Diduck	77	6	21	27	229
Valk	65	8	17	25	56
Walter	67	6	11	17	49

Player	GP	G	A	PTS	PIM	
Murzyn	70	3	11	14	147	
Odjick	65	4	6	10	348	
Plavsic	16	1	9	10	14	
Dirk	72	2	7	9	126	
Gregg	21	1	4	5	24	
Kron	36	2	2	4	2	
McLean	65	0	4	4	0	
McBain	6	1	0	1	0	
Murphy	6	0	1	1	6	
Bawa	2	0	0	0	0	
Antoski	4	0	0	0	29	
Mazur	5	0	0	0	2	
Gamble	19	0	0	0	8	
Agnew	24	0	0	0	56	
Goaltender	GPI	MIN	GA	SO	AVG	W-L-T
McLean	65	3,852	176	5	2.74	38-17-9
Gamble	19	1,009	73	0	4.34	4-9-3

RESULTS

No	Date	Opponent	Score	Record
1	Oct. 4	San Jose	4-3 W	1-0-0
2	Oct. 5	@ San Jose	5-2 W	2-0-0
3	Oct. 8	@ Winnipeg	3-2 OT W	3-0-0
4	Oct. 10	@ Chicago	6-7 L	3-1-0
5	Oct. 12	@ Toronto	2-1 W	4-1-0
6	Oct. 13	@ Buffalo	3-1 W	5-1-0
7	Oct. 17	Boston	3-3 T	5-1-1
8	Oct. 19	Calgary	5-2 W	6-1-1
9	Oct. 21	Toronto	4-1 W	7-1-1
10	Oct. 24	Washington	3-1 W	8-1-1
11	Oct. 26	@ Edmonton	4-5 L	8-2-1
12	Oct. 27	Edmonton	3-6 L	8-3-1
13	Oct. 29	New Jersey	4-3 W	9-3-1
14	Nov. 1	St. Louis	2-3 L	9-4-1
15	Nov. 3	Edmonton	7-2 W	10-4-1
16	Nov. 5	Winnipeg	2-2 T	10-4-2
17	Nov. 7	@ Los Angeles	4-3 W	11-4-2
18	Nov. 10	NY Islanders	6-0 W	12-4-2
19	Nov. 12	Los Angeles	8-2 W	13-4-2
20	Nov. 14	@ Calgary	2-2 T	13-4-3
21	Nov. 16	San Jose	1-0 W	14-4-3
22	Nov. 19	NY Rangers	3-4 L	14-5-3
23	Nov. 21	@ Calgary	2-3 L	14-6-3
24	Nov. 22	Calgary	6-5 OT W	15-6-3
25	Nov. 26	@ San Jose	1-4 L	15-7-3
26	Nov. 29	Chicago	5-2 W	16-7-3
27	Dec. 1	@ Edmonton	0-7 L	16-8-3
28	Dec. 3	@ Quebec	0-3 L	16-9-3
29	Dec. 4	@ Montreal	3-0 W	17-9-3
30	Dec. 7	@ Toronto	3-6 L	17-10-3
31	Dec. 10	Edmonton	4-7 L	17-11-3
32	Dec. 12	Minnesota	7-5 W	18-11-3
33	Dec. 14	@ Los Angeles	4-4 T	18-11-4
34	Dec. 17	Detroit	2-1 W	19-11-4
35	Dec. 19	Winnipeg	3-1 W	20-11-4
36	Dec. 22	Quebec	6-6 T	20-11-5
37	Dec. 27	Philadelphia	1-1 T	20-11-6
38	Dec. 28	@ San Jose	3-2 W	21-11-6
39	Dec. 31	@ Los Angeles	5-3 W	22-11-6
40	Jan. 3	@ Washington	3-3 T	22-11-7

No	Date	Opponent	Score	Record
41	Jan. 4	@ Minnesota	3-4 L	22-12-7
42	Jan. 7	San Jose	4-1 W	23-12-7
43	Jan. 12	Pittsburgh	3-4 L	23-13-7
44	Jan. 14	@ Winnipeg	4-2 W	24-13-7
45	Jan. 15	@ Edmonton	5-3 W	25-13-7
46	Jan. 21	@ Quebec	5-3 W	26-13-7
47	Jan. 23	@ Detroit	3-1 W	27-13-7
48	Jan. 25	@ St. Louis	1-0 OT W	28-13-7
49	Jan. 28	Edmonton	3-5 L	28-14-7
50	Jan. 30	Chicago	4-1 W	29-14-7
51	Feb. 1	Hartford	4-4 T	29-14-8
52	Feb. 4	Montreal	5-3 W	30-14-8
53	Feb. 6	NY Islanders	4-5 OT L	30-15-8
54	Feb. 10	@ Montreal	3-8 L	30-16-8
55	Feb. 12	@ NY Rangers	2-5 L	30-17-8
56	Feb. 13	@ New Jersey	3-5 L	30-18-8
57	Feb. 15	@ NY Islanders	1-3 L	30-19-8
58	Feb. 17	@ NY Rangers	3-3 T	30-19-9
59	Feb. 19	Buffalo	6-5 W	31-19-9
60	Feb. 21	@ San Jose	5-3 W	32-19-9
61	Feb. 23	Boston	2-1 OT W	33-19-9
62	Feb. 25	Los Angeles	3-4 L	33-20-9
63	Feb. 28	Winnipeg	5-3 W	34-20-9
64	Mar. 1	Calgary	11-0 W	35-20-9
65	Mar. 2	St. Louis	3-5 L	35-21-9
66	Mar. 5	@ Boston	2-2 T	35-21-9
67	Mar. 7	@ Hartford	5-1 W	36-21-10
68	Mar. 8	@ Philadelphia	7-3 W	37-21-10
69	Mar. 12	New Jersey	2-1 W	38-21-10
70	Mar. 14	@ Calgary	6-4 W	39-21-10
71	Mar. 18	Hartford	3-2 W	40-21-10
72	Mar. 20	Winnipeg	2-2 T	40-21-11
73	Mar. 22	@ Winnipeg	1-5 L	40-22-11
74	Mar. 24	@ Minnesota	4-2 W	41-22-11
75	Mar. 26	@ Pittsburgh	3-7 L	41-23-11
76	Mar. 28	@ Detroit	1-3 L	41-24-11
77	Mar. 29	@ Washington	4-7 L	41-25-11
78	Apr. 12	Los Angeles	1-6 L	41-26-11
79	Apr. 14	@ Los Angeles	3-2 W	42-26-11
80	Apr. 16	Calgary	4-4 T	42-26-12

SMYTHE DIVISION FINISH

1st (101 Points)

COACH

Pat Quinn

GM

Pat Quinn

CAPTAIN

Trevor Linden

SCORING

Player	GP	G	A	PTS	PIM
Bure	83	60	50	110	69
Ronning	79	29	56	85	30
Courttnall	84	31	46	77	167
Craven	HFD 67	25	42	67	20
	VAN 10	0	10	10	12
Linden	84	33	39	72	64
Nedved	84	38	33	71	96
Adams	53	25	31	56	14
Ward	70	22	30	52	82
Semenov	TB 13	2	3	5	4
	VAN 62	10	34	44	28
Lumme	74	8	36	44	55
Momesso	84	18	20	38	200
Sandlak	59	10	18	28	122
Plavsic	57	6	21	27	53
Slegr	41	4	22	26	109
Lidster	71	6	19	25	36
Diduck	80	6	14	20	171

Player	GP	G	A	PTS	PIM
Babych	43	3	16	19	44
Odjick	75	4	13	17	370
Murzyn	79	5	11	16	196
Fergus	36	5	9	14	20
Valk	48	6	7	13	77
Hunter	QUE 48	5	3	8	94
	VAN 26	0	4	4	99
Dirk	69	4	8	12	150
Walter	25	3	0	3	10
Whitmore	31	0	3	3	2
Morin	1	0	1	1	0
Ratushny	1	0	1	1	2
McLean	54	0	1	1	16
Antoski	2	0	0	0	0

Goaltender	GPI	MIN	GA	SO	AVG	W-L-T
Whitmore	31	1,817	94	1	3.10	18-8-4
McLean	54	3,261	184	3	3.39	28-21-5

RESULTS

No	Date	Opponent	Score	Record
1	Oct. 6	@ Edmonton	5-4 W	1-0-0
2	Oct. 10	Edmonton	5-2 W	2-0-0
3	Oct. 12	Winnipeg	8-1 W	3-0-0
4	Oct. 16	@ Winnipeg	6-2 W	4-0-0
5	Oct. 18	@ Chicago	1-3 L	4-1-0
6	Oct. 20	@ Pittsburgh	1-5 L	4-2-0
7	Oct. 22	@ Philadelphia	4-4 T	4-2-1
8	Oct. 25	Boston	3-5 L	4-3-1
9	Oct. 28	Washington	4-3 W	5-3-1
10	Oct. 30	Minnesota	2-3 L	5-4-1
11	Nov. 1	@ Calgary	3-5 L	5-5-1
12	Nov. 4	Calgary	5-5 T	5-5-2
13	Nov. 6	Ottawa	4-1 W	6-5-2
14	Nov. 8	Winnipeg	6-1 W	7-5-2
15	Nov. 10	San Jose	6-2 W	8-5-2
16	Nov. 12	@ Los Angeles	4-7 L	8-6-2
17	Nov. 14	@ San Jose	5-2 W	9-6-2
18	Nov. 16	Los Angeles	6-3 W	10-6-2
19	Nov. 18	@ Edmonton	2-4 L	10-7-2
20	Nov. 19	@ Calgary	3-4 L	10-8-2
21	Nov. 21	Edmonton	9-0 W	11-8-2
22	Nov. 23	Chicago	5-2 W	12-8-2
23	Nov. 25	@ Minnesota	4-2 W	13-8-2
24	Nov. 26	@ St. Louis	5-7 L	13-9-2
25	Nov. 28	@ Montreal	6-5 W	14-9-2
26	Dec. 3	Edmonton	4-1 W	15-9-2
27	Dec. 7	St. Louis	4-3 W	16-9-2
28	Dec. 9	San Jose	8-3 W	17-9-2
29	Dec. 13	Quebec	3-3 T	17-9-3
30	Dec. 16	@ Edmonton	2-4 L	17-10-3
31	Dec. 18	San Jose	8-1 W	18-10-3
32	Dec. 19	@ San Jose	6-3 W	19-10-3
33	Dec. 22	@ Los Angeles	6-2 W	20-10-3
34	Dec. 27	Montreal	5-2 W	21-10-3
35	Dec. 29	San Jose	7-5 W	22-10-3
36	Dec. 31	Los Angeles	4-0 W	23-10-3
37	Jan. 2	@ San Jose	2-2 T	23-10-4
38	Jan. 4	Tampa Bay	7-0 W	24-10-4
39	Jan. 6	@ Toronto	5-2 W	25-10-4
40	Jan. 8	@ Detroit	3-6 L	25-11-4
41	Jan. 9	@ NY Islanders	5-4 W	26-11-4
42	Jan. 11	@ NY Rangers	3-3 T	26-11-5

No	Date	Opponent	Score	Record
43	Jan. 12	@ New Jersey	2-3 L	26-12-5
44	Jan. 15	Buffalo	4-1 W	27-12-5
45	Jan. 16	Hartford	8-3 W	28-12-5
46	Jan. 19	Pittsburgh	2-5 L	28-13-5
47	Jan. 21	@ Los Angeles	5-4 W	29-13-5
48	Jan. 23	@ Minnesota	3-3 T	29-13-6
49	Jan. 24	@ Chicago	2-6 L	29-14-6
50	Jan. 27	Chicago	4-4 T	29-14-7
51	Jan. 30	Detroit	4-4 T	29-14-8
52	Feb. 1	Minnesota	4-5 L	29-15-8
53	Feb. 3	Tampa Bay	4-2 W	30-15-8
54	Feb. 9	@ Quebec	5-1 W	31-15-8
55	Feb. 11	@ Toronto	2-5 L	31-16-8
56	Feb. 12	@ Buffalo	3-1 W	32-16-8
57	Feb. 15	@ Los Angeles	0-3 L	32-17-8
58	Feb. 18	Philadelphia	2-3 L	32-18-8
59	Feb. 20	Winnipeg	4-2 W	33-18-8
60	Feb. 22	Toronto	1-8 L	33-19-8
61	Feb. 24	NY Rangers	5-4 W	34-19-8
62	Feb. 26	@ Winnipeg	7-4 W	35-19-8
63	Mar. 1	@ Buffalo	5-2 W	36-19-8
64	Mar. 2	@ Washington	3-3 T	36-19-9
65	Mar. 4	@ Boston	3-4 L	36-20-9
66	Mar. 6	@ Hartford	1-5 L	36-21-9
67	Mar. 9	New Jersey	7-2 W	37-21-9
68	Mar. 11	Minnesota	3-4 L	37-22-9
69	Mar. 12	@ Winnipeg	3-2 W	38-22-9
70	Mar. 14	@ Calgary	2-3 L	38-23-9
71	Mar. 18	Winnipeg	2-5 L	38-24-9
72	Mar. 20	NY Islanders	2-7 L	38-25-9
73	Mar. 22	St. Louis	1-3 L	38-26-9
74	Mar. 24	Los Angeles	6-2 W	39-26-9
75	Mar. 26	Calgary	1-3 L	39-27-9
76	Mar. 30	@ St. Louis	6-3 W	40-27-9
77	Apr. 1	@ Tampa Bay	5-3 W	41-27-9
78	Apr. 3	@ Detroit	1-5 L	41-28-9
79	Apr. 4	@ Ottawa	3-0 W	42-28-9
80	Apr. 7	Edmonton	5-4 OT W	43-28-9
81	Apr. 9	@ Calgary	1-8 L	43-29-9
82	Apr. 11	Calgary	6-3 W	44-29-9
83	Apr. 13	Los Angeles	7-4 W	45-29-9
84	Apr. 15	@ Los Angeles	8-6 W	46-29-9

PACIFIC DIVISION FINISH

2nd (85 Points)

COACH

Pat Quinn

GM

Pat Quinn

CAPTAIN

Trevor Linden

SCORING

Player	GP	G	A	PTS	PIM
Bure	76	60	47	107	86
G. Courtall	82	26	44	70	123
Ronning	76	25	43	68	42
Brown	STL 63	13	47	60	46
	VAN 11	1	5	6	10
Linden	84	32	29	61	73
Craven	78	15	40	55	30
Lumme	83	13	42	55	50
Slegr	78	5	33	38	86
Adams	68	13	24	37	20
Babych	73	4	28	32	52
Odjick	76	16	13	29	271
Gelinas	QUE 31	6	6	12	8
	VAN 33	8	8	16	26
Carson	LA 25	4	7	11	2
	VAN 34	7	10	17	22
Momesso	68	14	13	27	149
Murzyn	80	6	14	20	109
Glynn	OTT 48	2	13	15	53
	VAN 16	0	0	0	12
Charbonneau	30	7	7	14	49

Player	GP	G	A	PTS	PIM	
Hedican	STL 38	2	3	5	14	
	VAN 8	0	1	1	0	
Diduck	55	1	10	11	72	
Plavsic	47	1	9	10	6	
McIntyre	62	3	6	9	38	
Lafayette	STL 38	2	3	5	14	
	VAN 11	1	1	2	4	
Hunter	56	3	4	7	171	
Ward	33	6	1	7	37	
Jackson	12	5	1	6	9	
Kesa	19	2	4	6	18	
Namestnikov	17	0	5	5	10	
Dirk	65	2	3	5	105	
Eisenhut	13	1	3	4	21	
McLean	52	0	4	4	2	
Antoski	55	1	2	3	190	
Morin	5	1	1	2	6	
Whitmore	32	0	0	0	6	
Peca	4	0	0	0	2	
Goaltender	GPI	MIN	GA	SO	AVG	W-L-T
McLean	52	3,128	156	3	2.99	23-26-3
Whitmore	32	1,921	113	0	3.53	18-14-0

RESULTS

No	Date	Opponent	Score	Record
1	Oct. 6	@ Los Angeles	5-2 W	1-0-0
2	Oct. 9	Calgary	1-5 L	1-1-0
3	Oct. 11	Edmonton	4-1 W	2-1-0
4	Oct. 16	@ Edmonton	3-2 W	3-1-0
5	Oct. 19	Boston	5-4 W	4-1-0
6	Oct. 21	@ Calgary	6-3 W	5-1-0
7	Oct. 23	@ San Jose	6-4 W	6-1-0
8	Oct. 24	San Jose	3-2 OT W	7-1-0
9	Oct. 27	Washington	2-4 L	7-2-0
10	Oct. 30	Buffalo	3-6 L	7-3-0
11	Nov. 2	@ NY Islanders	2-1 W	8-3-0
12	Nov. 3	@ NY Rangers	3-6 L	8-4-0
13	Nov. 5	@ Washington	2-3 L	8-5-0
14	Nov. 7	@ Philadelphia	5-2 W	9-5-0
15	Nov. 10	Los Angeles	4-0 W	10-5-0
16	Nov. 13	@ Calgary	3-4 L	10-6-0
17	Nov. 14	Anahe m	3-2 W	11-6-0
18	Nov. 16	St. Louis	3-0 W	12-6-0
19	Nov. 19	Anahe m	3-6 L	12-7-0
20	Nov. 22	Toronto	2-5 L	12-8-0
21	Nov. 24	Detroit	4-5 OT L	12-9-0
22	Nov. 26	@ Winnipeg	5-3 W	13-9-0
23	Nov. 27	@ Edmonton	1-2 L	13-10-0
24	Nov. 29	Chicago	2-1 W	14-10-0
25	Dec. 2	Philadelphia	3-6 L	14-11-0
26	Dec. 4	@ Quebec	1-3 L	14-12-0
27	Dec. 6	@ Montreal	3-4 OT L	14-13-0
28	Dec. 8	@ Hartford	4-1 W	15-13-0
29	Dec. 9	@ Boston	3-2 OT W	16-13-0
30	Dec. 14	@ Calgary	4-8 L	16-14-0
31	Dec. 15	@ Edmonton	2-7 L	16-15-0
32	Dec. 17	Winnipeg	6-1 W	17-15-0
33	Dec. 19	Dallas	1-3 L	17-16-0
34	Dec. 21	Edmonton	6-3 W	18-16-0
35	Dec. 23	Calgary (@Sask.)	4-3 W	19-16-0
36	Dec. 28	@ Los Angeles	5-6 L	19-17-0
37	Dec. 31	San Jose	2-3 L	19-18-0
38	Jan. 2	Montreal	2-3 L	19-19-0
39	Jan. 5	@ Ottawa	7-2 W	20-19-0
40	Jan. 8	@ Toronto	3-6 L	20-20-0
41	Jan. 9	@ Buffalo	3-5 L	20-21-0
42	Jan. 12	Quebec	4-3 W	21-21-0

No	Date	Opponent	Score	Record
43	Jan. 14	Ottawa	2-2 T	21-21-1
44	Jan. 16	@ Anahe m	4-3 W	22-21-1
45	Jan. 19	Calgary	3-4 L	22-22-1
46	Jan. 24	@ Edmonton	5-4 OT W	23-22-1
47	Jan. 25	St. Louis	3-3 T	23-22-2
48	Jan. 27	Dallas	2-3 L	23-23-2
49	Jan. 29	New Jersey	6-3 W	24-23-2
50	Jan. 31	Los Angeles	3-1 W	25-23-2
51	Feb. 2	Chicago	6-4 W	26-23-2
52	Feb. 4	@ Anahe m	0-3 L	26-24-2
53	Feb. 6	Hartford	2-4 L	26-25-2
54	Feb. 8	@ Detroit	6-3 W	27-25-2
55	Feb. 10	@ New Jersey	3-7 L	27-26-2
56	Feb. 12	@ Tampa Bay	3-2 W	28-26-2
57	Feb. 13	@ Florida	1-2 L	28-27-2
58	Feb. 15	@ St. Louis	2-3 L	28-28-2
59	Feb. 17	@ Chicago	4-2 W	29-28-2
60	Feb. 22	Calgary	4-4 T	29-28-3
61	Feb. 26	Tampa Bay	3-1 W	30-28-3
62	Mar. 1	Edmonton	4-7 L	30-29-3
63	Mar. 3	@ St. Louis	4-0 W	31-29-3
64	Mar. 4	@ Dallas	4-1 W	32-29-3
65	Mar. 7	Florida	1-2 L	32-30-3
66	Mar. 9	NY Islanders	5-4 W	33-30-3
67	Mar. 11	@ Winnipeg	8-4 W	34-30-3
68	Mar. 13	@ Chicago	2-5 L	34-31-3
69	Mar. 15	@ Detroit	2-5 L	34-32-3
70	Mar. 16	@ Toronto	4-1 W	35-32-3
71	Mar. 19	@ Pittsburgh	4-5 L	35-33-3
72	Mar. 20	@ Dallas	1-2 OT L	35-34-3
73	Mar. 23	@ Los Angeles	6-3 W	36-34-3
74	Mar. 25	NY Rangers	2-5 L	36-35-3
75	Mar. 27	Los Angeles	4-3 W	37-35-3
76	Mar. 28	Toronto	3-2 OT W	38-35-3
77	Mar. 30	Pittsburgh	1-3 L	38-36-3
78	Apr. 1	Winnipeg	5-1 W	39-36-3
79	Apr. 2	San Jose	4-7 L	39-37-3
80	Apr. 5	Detroit	3-8 L	39-38-3
81	Apr. 7	San Jose	3-2 W	40-38-3
82	Apr. 9	Anahe m	1-3 L	40-39-3
83	Apr. 10	@ San Jose	1-3 L	40-40-3
84	Apr. 13	@ Anahe m	2-1 W	41-40-3

PACIFIC DIVISION FINISH

2nd (48 Points)

COACH

Rick Ley

GM

Pat Quinn

CAPTAIN

Trevor Linden

SCORING

Player	GP	G	A	PTS	PIM
Bure	44	20	23	43	47
Linden	48	18	22	40	40
R. Courtall	DAL 32	7	10	17	13
	VAN 13	4	14	18	4
G. Courtall	45	16	18	34	81
Beranek	PHI 14	5	5	10	2
	VAN 37	8	13	21	28
Brown	33	8	23	31	16
Momesso	48	10	15	25	65
Ronning	41	6	19	25	27
Gelinas	46	13	10	23	36
Oksiuta	EDM 26	11	2	13	6
	VAN 12	5	2	7	2
Ruutu	CHI 20	2	5	7	6
	VAN 25	5	6	11	23
Lumme	36	5	12	17	26
Adams	31	5	10	15	12
Babych	40	3	11	14	18
Hedican	45	2	11	13	34
Peca	33	6	6	12	30
Odjick	23	4	5	9	109
Lafayette	27	4	4	8	2

Player	GP	G	A	PTS	PIM
Murzyn	40	0	8	8	129
Sleg	19	1	5	6	32
Hunter	34	3	2	5	120
Diduck	22	1	3	4	15
McIntyre	28	0	4	4	37
Cull more	34	1	2	3	39
Namestnikov	16	0	3	3	4
Leeman	10	2	0	2	0
Aucoin	1	1	0	1	0
Charbonneau	3	1	0	1	0
Jackson	3	1	0	1	4
Plavsic	3	0	1	1	4
Whitmore	11	0	1	1	7
Walker	11	0	1	1	33
McLean	40	0	1	1	4
Antonski	7	0	0	0	46
Wotton	1	0	0	0	0
Stojanov	4	0	0	0	13

Goaltender	GPI	MIN	GA	SO	AVG	W-L-T
McLean	40	2,374	109	1	2.75	18-12-10
Whitmore	11	558	37	0	3.98	0-6-2

RESULTS

No	Date	Opponent	Score	Record
1	Jan. 20	Dallas	1-1 T	0-0-1
2	Jan. 21	St. Louis	1-7 L	0-1-1
3	Jan. 24	@ Detroit	3-6 L	0-2-1
4	Jan. 25	@ Toronto	2-6 L	0-3-1
5	Jan. 28	@ St. Louis	3-1 W	1-3-1
6	Feb. 1	Toronto	4-4 T	1-3-2
7	Feb. 5	Chicago	4-9 L	1-4-2
8	Feb. 7	Edmonton	4-4 T	1-4-3
9	Feb. 9	Winnipeg	5-1 W	2-4-3
10	Feb. 11	San Jose	1-1 T	2-4-4
11	Feb. 15	@ San Jose	1-3 L	2-5-4
12	Feb. 17	@ Anaheim	2-2 T	2-5-5
13	Feb. 18	@ Los Angeles	6-2 W	3-5-5
14	Feb. 20	Los Angeles	8-2 W	4-5-5
15	Feb. 22	Winnipeg	1-4 L	4-6-5
16	Feb. 24	@ Dallas	3-3 T	4-6-6
17	Feb. 26	@ San Jose	5-1 W	5-6-6
18	Feb. 28	San Jose	3-4 L	5-7-6
19	Mar. 2	@ Calgary	2-2 T	5-7-7
20	Mar. 4	@ Los Angeles	5-4 W	6-7-7
21	Mar. 6	Detroit	2-5 L	6-8-7
22	Mar. 11	Anahe m	5-3 W	7-8-7
23	Mar. 12	@ Edmonton	5-2 W	8-8-7
24	Mar. 14	@ Winnipeg	3-3 T	8-8-8

No	Date	Opponent	Score	Record
25	Mar. 16	@ Chicago	2-9 L	8-9-8
26	Mar. 17	@ Detroit	1-3 L	8-10-8
27	Mar. 21	Toronto	3-1 W	9-10-8
28	Mar. 23	Chicago	1-3 L	9-11-8
29	Mar. 25	Detroit	1-2 L	9-12-8
30	Mar. 26	@ Calgary	0-2 L	9-13-8
31	Mar. 29	Los Angeles	5-2 W	10-13-8
32	Mar. 31	Anahe m	6-1 W	11-13-8
33	Apr. 1	@ Edmonton	5-1 W	12-13-8
34	Apr. 4	Dallas	2-2 T	12-13-9
35	Apr. 7	@ Winnipeg	4-7 L	12-14-9
36	Apr. 8	@ Calgary	4-2 W	13-14-9
37	Apr. 11	Anahe m	5-0 W	14-14-9
38	Apr. 13	Edmonton	4-6 L	14-15-9
39	Apr. 15	@ Anaheim	3-1 W	15-15-9
40	Apr. 17	@ Dallas	2-2 T	15-15-10
41	Apr. 18	@ St. Louis	1-4 L	15-16-10
42	Apr. 20	Calgary	2-2 T	15-16-11
43	Apr. 22	Edmonton	6-1 W	16-16-11
44	Apr. 25	@ Chicago	3-4 OT L	16-17-11
45	Apr. 26	@ Toronto	2-5 L	16-18-11
46	Apr. 28	St. Louis	3-1 W	17-18-11
47	Apr. 30	Calgary	6-4 W	18-18-11
48	May 3	@ San Jose	3-3 T	18-18-12

PACIFIC DIVISION FINISH

Tied 2nd (79 Points)

COACH

Rick Ley, Pat Quinn

GM

Pat Quinn

CAPTAIN

Trevor Linden

SCORING

Player	GP	G	A	PTS	PIM
Mogilny	79	55	52	107	16
Linden	82	33	47	80	42
Ronning	79	22	45	67	42
Courtall	81	26	39	65	40
Gelinas	81	30	26	56	59
Naslund	PIT 66	19	33	52	36
	VAN 10	3	0	3	6
Lumme	80	17	37	54	50
Oksuuta	56	16	23	39	42
Tikkanen	STL 11	1	4	5	18
	NJ 9	0	2	2	4
	VAN 38	13	24	37	14
Belanger	FLA 63	17	21	38	10
	VAN 9	3	0	3	4
Sillinger	ANA 62	13	21	34	32
	VAN 12	1	3	4	6
Hedican	77	6	23	29	83
Babych	53	3	21	24	38
Rohlin	56	6	16	22	32
Ridley	37	6	15	21	29
Beranek	61	6	14	20	60
Dowd	NJ 28	4	9	13	17
	VAN 38	1	6	7	6

Player	GP	G	A	PTS	PIM	
Brown	28	1	16	17	18	
Aurcoin	49	4	14	18	34	
Bure	15	6	7	13	8	
Walker	63	4	8	12	137	
Murzyn	69	2	10	12	130	
Kucera	HAR 30 VAN 24	2 1	6 0	8 1	10 10	
Odjick	55	3	4	7	181	
Sandlak	33	4	2	6	6	
Loney	12	2	3	5	6	
Kocur	NYR 38 VAN 7	1 0	2 1	3 1	49 19	
Hunter	60	2	0	2	122	
Cullimore	27	1	1	2	21	
Malkoc	41	0	2	2	136	
Hirsch	41	0	2	2	2	
McLean	45	0	2	2	6	
Bohonos	3	0	1	1	0	
Courville	3	1	0	1	0	
Stojanov	58	0	1	1	123	
Goaltender	GPI	MIN	GA	SO	AVG	W-L-T
Hirsch	41	2,338	114	1	2.93	17-14-6
McLean	45	2,645	156	2	3.54	15-21-9

RESULTS

No	Date	Opponent	Score	Record
1	Oct. 9	Detroit	3-5 L	0-1-0
2	Oct. 12	@ Los Angeles	7-7 T	0-1-1
3	Oct. 14	@ San Jose	7-6 W	1-1-1
4	Oct. 15	Los Angeles	3-3 T	1-1-2
5	Oct. 18	@ Anaheim	5-1 W	2-1-2
6	Oct. 21	@ Edmonton	4-6 L	2-2-2
7	Oct. 24	@ NY Rangers	2-5 L	2-3-2
8	Oct. 25	@ New Jersey	4-2 W	3-3-2
9	Oct. 28	Winnipeg	1-4 L	3-4-2
10	Oct. 30	San Jose	4-3 W	4-4-2
11	Nov. 1	Edmonton	3-3 T	4-4-3
12	Nov. 3	Toronto	4-4 T	4-4-4
13	Nov. 4	@ Calgary	4-4 T	4-4-5
14	Nov. 7	@ NY Islanders	5-2 W	5-4-5
15	Nov. 9	@ Chicago	2-5 L	5-5-5
16	Nov. 11	Colorado	4-8 L	5-6-5
17	Nov. 12	Montreal	2-4 L	5-7-5
18	Nov. 16	@ Florida	2-2 T	5-7-6
19	Nov. 18	@ Tampa Bay	4-5 OT L	5-8-6
20	Nov. 19	@ Philadelphia	2-3 OT L	5-9-6
21	Nov. 22	@ Dallas	3-4 L	5-10-6
22	Nov. 23	@ St. Louis	3-2 W	6-10-6
23	Nov. 25	@ San Jose	2-7 L	6-11-6
24	Nov. 29	Chicago	2-2 T	6-11-7
25	Dec. 1	San Jose	7-2 W	7-11-7
26	Dec. 5	Edmonton	6-2 W	8-11-7
27	Dec. 8	St. Louis	3-6 L	8-12-7
28	Dec. 9	@ Calgary	4-3 W	9-12-7
29	Dec. 13	@ Edmonton	2-2 T	9-12-8
30	Dec. 17	Ottawa	4-1 W	10-12-8
31	Dec. 18	@ Colorado	4-2 W	11-12-8
32	Dec. 20	@ Los Angeles	2-2 T	11-12-9
33	Dec. 22	@ Anaheim	6-2 W	12-12-9
34	Dec. 23	Detroit	0-1 L	12-13-9
35	Dec. 26	Calgary	2-4 L	12-14-9
36	Dec. 28	NY Rangers	2-3 L	12-15-9
37	Dec. 31	Philadelphia	5-5 T	12-15-10
38	Jan. 3	Florida	7-2 W	13-15-10
39	Jan. 6	Tampa Bay	9-2 W	14-15-10
40	Jan. 8	@ Pittsburgh	5-8 L	14-16-10
41	Jan. 10	@ Montreal	2-2 T	14-16-11

No	Date	Opponent	Score	Record
42	Jan. 13	@ Toronto	5-2 W	15-16-11
43	Jan. 15	@ Boston	6-0 W	16-16-11
44	Jan. 16	@ Hartford	0-3 L	16-17-11
45	Jan. 22	Dallas	4-6 L	16-18-11
46	Jan. 24	Anahe m	1-2 L	16-19-11
47	Jan. 25	@ Colorado	2-2 T	16-19-12
48	Jan. 27	NY Islanders	6-3 W	17-19-12
49	Jan. 30	New Jersey	2-3 OT L	17-20-12
50	Feb. 1	@ St. Louis	2-2 T	17-20-13
51	Feb. 2	@ Dallas	5-4 W	18-20-13
52	Feb. 4	@ Winnipeg	4-2 W	19-20-13
53	Feb. 7	Hartford	3-5 L	19-21-13
54	Feb. 9	@ Edmonton	3-2 OT W	20-21-13
55	Feb. 10	Washington	4-4 T	20-21-14
56	Feb. 13	Winnipeg	5-4 W	21-21-14
57	Feb. 15	Anahe m	5-3 W	22-21-14
58	Feb. 17	Boston	1-4 L	22-22-14
59	Feb. 19	@ Detroit	3-4 L	22-23-14
60	Feb. 20	@ Winnipeg	5-3 W	23-23-14
61	Feb. 23	San Jose	3-1 W	24-23-14
62	Feb. 27	Pittsburgh	4-7 L	24-24-14
63	Feb. 29	St. Louis	2-2 T	24-24-15
64	Mar. 2	@ Detroit	3-2 W	25-24-15
65	Mar. 3	@ Buffalo	3-0 W	26-24-15
66	Mar. 6	Buffalo	5-2 W	27-24-15
67	Mar. 9	Colorado	5-7 L	27-25-15
68	Mar. 12	@ Washington	0-9 L	27-26-15
69	Mar. 14	@ Chicago	1-5 L	27-27-15
70	Mar. 15	@ Ottawa	0-2 L	27-28-15
71	Mar. 17	@ Toronto	2-4 L	27-29-15
72	Mar. 19	Colorado	3-4 L	27-30-15
73	Mar. 22	Dallas	5-2 W	28-30-15
74	Mar. 23	Calgary	0-4 L	28-31-15
75	Mar. 25	Los Angeles	4-1 W	29-30-15
76	Mar. 27	Toronto	2-6 L	29-32-15
77	Mar. 29	Chicago	4-2 W	30-32-15
78	Apr. 1	Edmonton	2-6 L	30-33-15
79	Apr. 3	@ Calgary	3-4 L	30-34-15
80	Apr. 6	@ Los Angeles	4-2 W	31-34-15
81	Apr. 8	@ Anaheim	0-2 L	31-35-15
82	Apr. 13	Calgary	5-0 W	32-35-15

PACIFIC DIVISION FINISH

4th (77 Points)

COACH

Tom Renney

GM

Pat Quinn

CAPTAIN

Trevor Linden

SCORING

Player	GP	G	A	PTS	PIM
Mogilny	76	31	42	73	18
Gelinas	74	35	33	68	42
Bure	63	23	32	55	40
Ridley	75	20	32	52	42
Naslund	78	21	20	41	30
Linden	49	9	31	40	27
Sillinger	78	17	20	37	25
Lumme	66	11	24	35	32
Noonan	STL 13	2	5	7	0
	NYR 44	6	9	15	28
	VAN 16	4	8	12	6
Courtall	47	9	19	28	24
Roberts	58	10	17	27	51
Babych	78	5	22	27	38
Tikkanen	62	12	15	27	66
Nemchinov	NYR 63	6	13	19	12
	VAN 6	2	3	5	4
Bohonos	36	11	11	22	10
Aucoin	70	5	16	21	63
Hedican	67	4	15	19	51
Walker	64	3	15	18	132

Player	GP	G	A	PTS	PIM
Staios	BOS 54	3	8	11	71
	VAN 9	0	6	6	20
Joseph	63	3	13	16	62
Brashear	MTL 10	0	0	0	38
	VAN 59	8	5	13	207
Odjick	70	5	8	13	371
Rohlin	40	2	8	10	8
Wotton	36	3	6	9	19
Murzyn	61	1	7	8	118
Semak	18	2	1	3	2
Crowder	30	1	2	3	52
Courville	19	0	2	2	11
McLean	44	0	2	2	2
Hirsch	39	0	1	1	6
Cull more	3	0	0	0	2
Nomestnikov	2	0	0	0	4
Fountain	6	0	0	0	0
Kucera	2	0	0	0	0

Goaltender	GPI	MIN	GA	SO	AVG	W-L-T
McLean	44	2,581	138	0	3.21	21-18-3
Hirsch	39	2,127	116	2	3.27	12-20-4
Fountain	6	245	14	1	3.43	2-2-0

RESULTS

No	Date	Opponent	Score	Record
1	Oct. 5	Calgary	3-1 W	1-0-0
2	Oct. 6	@ Edmonton	0-2 L	1-1-0
3	Oct. 9	Buffalo	1-2 L	1-2-0
4	Oct. 12	St. Louis	5-3 W	2-2-0
5	Oct. 14	Boston	4-5 OT L	2-3-0
6	Oct. 17	@ Dallas	6-1 W	3-3-0
7	Oct. 19	@ Colorado	2-9 L	3-4-0
8	Oct. 23	Colorado	1-4 L	3-5-0
9	Oct. 26	Pittsburgh	2-1 W	4-5-0
10	Oct. 30	@ Anaheim	6-3 W	5-5-0
11	Nov. 1	@ Edmonton	5-4 OT W	6-5-0
12	Nov. 2	Calgary	4-3 W	7-5-0
13	Nov. 8	St. Louis	2-4 L	7-6-0
14	Nov. 11	@ NY Rangers	3-2 W	8-6-0
15	Nov. 13	@ NY Islanders	4-5 OT L	8-7-0
16	Nov. 14	@ New Jersey	3-0 W	9-7-0
17	Nov. 16	@ Montreal	1-6 L	9-8-0
18	Nov. 19	Dallas	2-0 W	10-8-0
19	Nov. 21	Chicago	2-1 OT W	11-8-0
20	Nov. 23	NY Rangers	5-3 W	12-8-0
21	Nov. 26	@ Toronto	2-3 L	12-9-0
22	Nov. 27	@ Hartford	6-2 W	13-9-0
23	Nov. 29	@ Boston	3-7 L	13-10-0
24	Dec. 1	@ Philadelphia	3-4 L	13-11-0
25	Dec. 3	@ Detroit	2-2 T	13-11-1
26	Dec. 4	@ Buffalo	7-6 OT W	14-11-1
27	Dec. 7	Ottawa	2-3 L	14-12-1
28	Dec. 11	Colorado	1-6 L	14-13-1
29	Dec. 13	@ Dallas	1-2 L	14-14-1
30	Dec. 15	@ St. Louis	8-0 W	15-14-1
31	Dec. 18	New Jersey	1-2 L	15-15-1
32	Dec. 20	Detroit	3-2 W	16-15-1
33	Dec. 23	Edmonton	0-7 L	16-16-1
34	Dec. 26	@ San Jose	1-6 L	16-17-1
35	Dec. 27	@ Phoenix	4-7 L	16-18-1
36	Dec. 31	Philadelphia	3-5 L	16-19-1
37	Jan. 2	Los Angeles	4-3 W	17-19-1
38	Jan. 4	Toronto	7-3 W	18-19-1
39	Jan. 6	@ Anaheim	5-1 W	19-19-1
40	Jan. 7	@ Los Angeles	2-6 L	19-20-1
41	Jan. 10	Hartford	5-3 W	20-20-1

No	Date	Opponent	Score	Record
42	Jan. 12	Anahe m	2-3 L	20-21-1
43	Jan. 14	Florida	4-4 T	20-21-2
44	Jan. 20*	San Jose	6-1 W	21-21-2
45	Jan. 22	@ Chicago	4-3 OT W	22-21-2
46	Jan. 23	@ St. Louis	3-4 L	22-22-2
47	Jan. 25	@ Phoenix	0-4 L	22-23-2
48	Jan. 27	San Jose	5-2 W	23-23-2
49	Jan. 30	NY Islanders	2-1 OT W	24-23-2
50	Feb. 1	@ Calgary	0-3 L	24-24-2
51	Feb. 3	@ Ottawa	4-6 L	24-25-2
52	Feb. 4	@ Pittsburgh	4-6 L	24-26-2
53	Feb. 6	@ Detroit	7-4 W	25-26-2
54	Feb. 8	@ Toronto	2-3 L	25-27-2
55	Feb. 11	Washington	2-5 L	25-28-2
56	Feb. 15	Anahe m	4-2 W	26-28-2
57	Feb. 18	Toronto	5-6 L	26-29-2
58	Feb. 20	@ San Jose	6-1 W	27-29-2
59	Feb. 22	@ Los Angeles	0-4 L	27-30-2
60	Feb. 23	@ Anaheim	2-5 L	27-31-2
61	Feb. 25	Montreal	2-4 L	27-32-2
62	Feb. 27	Phoenix	6-2 W	28-32-2
63	Mar. 1	Los Angeles	0-3 L	28-33-2
64	Mar. 3	@ Colorado	1-5 L	28-34-2
65	Mar. 5	Chicago	1-1 T	28-34-3
66	Mar. 8	Detroit	3-5 L	28-35-3
67	Mar. 10	@ Chicago	2-2 T	28-35-4
68	Mar. 11	@ Washington	1-4 L	28-36-4
69	Mar. 13	@ Florida	4-5 L	28-37-4
70	Mar. 15	@ Tampa Bay	5-2 W	29-37-4
71	Mar. 18	@ Colorado	2-4 L	29-38-4
72	Mar. 20	San Jose	1-2 L	29-39-4
73	Mar. 22	Tampa Bay	3-2 W	30-39-4
74	Mar. 24	Los Angeles	2-2 T	30-39-5
75	Mar. 26	Anahe m	5-3 W	31-39-5
76	Mar. 29	@ Calgary	5-2 W	32-39-5
77	Mar. 30	Dallas	2-3 L	32-40-5
78	Apr. 4	Calgary	3-3 T	32-40-6
79	Apr. 5	@ Edmonton	2-2 T	32-40-7
80	Apr. 7	@ San Jose	3-2 W	33-40-7
81	Apr. 9	Phoenix	6-4 W	34-40-7
82	Apr. 12	Edmonton	5-4 W	35-40-7

* Rescheduled game (Dec.29) due to weather

PACIFIC DIVISION FINISH

7th (64 Points)

COACH

Mike Keenan

GM

Pat Quinn

CAPTAIN

Mark Messier

SCORING

Player	GP	G	A	PTS	PIM
Bure	82	51	39	90	48
Messier	82	22	38	60	58
Mogilny	51	18	27	45	36
Naslund	76	14	20	34	56
Bertuzzi	NYI 52	7	11	18	58
	VAN 22	6	9	15	63
Lumme	74	9	21	30	34
Ohlund	77	7	23	30	76
Hedican	71	3	24	27	79
Noonan	82	10	15	25	62
Scatchard	76	13	11	24	165
McCabe	82	4	20	24	209
May	BUF 36	4	7	11	113
	VAN 27	9	3	12	41
Linden	42	7	14	21	49
Zeisel	NJ 5	0	3	3	0
	VAN 25	5	12	17	2
Brashear	77	9	9	18	372
Ledyand	49	2	13	15	14
Walker	59	3	10	13	164
Babych	47	0	9	9	37
Gelinas	24	4	4	8	10
Murzyn	31	5	2	7	42
Staios	77	3	4	7	134
Aucoin	35	3	3	6	21

Player	GP	G	A	PTS	PIM
Robertson	30	2	4	6	24
Huscroft	TB 44	0	3	3	122
	VAN 7	0	1	1	55
McAllister	36	1	2	3	106
Bohonos	31	2	1	3	4
Vaic	5	1	1	2	2
Roberts	13	1	1	2	4
Convery	7	0	2	2	0
Strudwick	NYI 17	0	1	1	36
	VAN 11	0	1	1	29
Ciccone	13	0	1	1	47
Hirsch	1	0	0	0	0
Wotton	5	0	0	0	6
Courville	11	0	0	0	5
Irbe	41	0	0	0	2
Snow	PHI 29	0	0	0	18
	VAN 12	0	0	0	4
McLean	29	0	0	0	0

Goaltender	GPI	MIN	GA	SO	AVG	W-L-T
Irbe	41	1,999	91	2	2.73	14-11-6
Snow	PHI 29	1,651	67	1	2.43	12-25-7
	VAN 12	504	26	0	3.10	3-6-0
Burke	16	838	49	0	3.51	2-9-4
McLean	29	1,583	97	1	3.68	6-17-4
Hirsch	1	50	5	0	6.00	0-0-0

RESULTS

No	Date	Opponent	Score	Record
1	Oct. 4	Anahe m	3-2 W	1-0-0
2	Oct. 5	@ Anahe m	2-3 L	1-1-0
3	Oct. 9	Toronto	2-2 T	1-1-1
4	Oct. 11	NY Rangers	3-6 L	1-2-1
5	Oct. 13	Edmonton	3-0 W	2-2-1
6	Oct. 17	Boston	0-2 L	2-3-1
7	Oct. 19	Colorado	4-4 T	2-3-2
8	Oct. 21	@ Dallas	5-1 W	3-3-2
9	Oct. 23	@ St. Louis	1-4 L	3-4-2
10	Oct. 25	Pittsburgh	2-3 OT L	3-5-2
11	Oct. 26	Detroit	1-5 L	3-6-2
12	Oct. 29	@ Chicago	0-3 L	3-7-2
13	Oct. 30	@ New Jersey	1-8 L	3-8-2
14	Nov. 1	@ Pittsburgh	6-7 OT L	3-9-2
15	Nov. 3	@ Carolina	3-5 L	3-10-2
16	Nov. 4	@ Washington	1-2 L	3-11-2
17	Nov. 8	Anahe m	2-3 L	3-12-2
18	Nov. 11	@ Los Angeles	2-8 L	3-13-2
19	Nov. 12	@ San Jose	5-2 W	4-13-2
20	Nov. 14	@ Anahe m	3-3 T	4-13-3
21	Nov. 16	Carolina	4-1 W	5-13-3
22	Nov. 20	Phoenix	4-2 W	6-13-3
23	Nov. 22	Chicago	4-5 OT L	6-14-3
24	Nov. 25	@ NY Rangers	4-2 W	7-14-3
25	Nov. 28	@ Boston	5-2 W	8-14-3
26	Nov. 29	@ Toronto	4-2 W	9-14-3
27	Dec. 1	Detroit	3-3 L	9-14-4
28	Dec. 4	San Jose	2-3 L	9-15-4
29	Dec. 6	@ Colorado	4-6 L	9-16-4
30	Dec. 8	@ St. Louis	1-5 L	9-17-4
31	Dec. 9	@ Detroit	5-7 L	9-18-4
32	Dec. 13	Colorado	2-5 L	9-19-4
33	Dec. 15	Los Angeles	7-0 W	10-19-4
34	Dec. 17	@ Phoenix	5-1 W	11-19-4
35	Dec. 18	@ San Jose	0-0 T	11-19-5
36	Dec. 21	Chicago	0-5 L	11-20-5
37	Dec. 23	Dallas	1-3 L	11-21-5
38	Dec. 27	@ Dallas	3-3 T	11-21-6
39	Dec. 29	@ Los Angeles	2-5 L	11-22-6
40	Dec. 31	Philadelphia	0-8 L	11-23-6
41	Jan. 3	Montreal	2-4 L	11-24-6

No	Date	Opponent	Score	Record
42	Jan. 5	Los Angeles	3-2 W	12-24-6
43	Jan. 7	St. Louis	2-3 L	12-25-6
44	Jan. 8	@ Colorado	4-4 T	12-25-7
45	Jan. 10	Florida	2-2 T	12-25-8
46	Jan. 12	@ Chicago	2-3 L	12-26-8
47	Jan. 14	@ Detroit	0-4 L	12-27-8
48	Jan. 15	@ Buffalo	2-6 L	12-28-8
49	Jan. 21	Phoenix	1-6 L	12-29-8
50	Jan. 24	@ Calgary	2-5 L	12-30-8
51	Jan. 26	@ Phoenix	2-4 L	12-31-8
52	Jan. 28	@ Colorado	1-6 L	12-32-8
53	Jan. 30	New Jersey	3-1 W	12-32-8
54	Jan. 31	@ Edmonton	6-3 W	14-32-8
55	Feb. 2	Colorado	1-2 L	14-33-8
56	Feb. 6	Edmonton	5-4 W	15-33-8
57	Feb. 7	San Jose	6-3 W	16-33-8
58	Feb. 25	Anahe m	5-2 W	17-33-8
59	Feb. 27	@ Calgary	4-4 T	17-33-9
60	Feb. 28	Ottawa	6-4 W	18-33-9
61	Mar. 2	@ Los Angeles	2-2 T	18-33-10
62	Mar. 5	Calgary	2-6 L	18-34-10
63	Mar. 7	Tampa Bay	5-2 W	19-34-10
64	Mar. 9	St. Louis	0-4 L	19-35-10
65	Mar. 11	@ Montreal	2-2 T	19-35-11
66	Mar. 12	@ Philadelphia	2-3 L	19-36-11
67	Mar. 14	@ NY Islanders	6-2 W	20-36-11
68	Mar. 17	@ Florida	4-4 W	21-36-11
69	Mar. 18	@ Tampa Bay	2-2 L	21-37-11
70	Mar. 20	@ Ottawa	1-1 T	21-37-12
71	Mar. 21	@ Toronto	1-1 T	21-37-13
72	Mar. 24	NY Islanders	4-3 W	22-37-13
73	Mar. 26	Buffalo	2-5 L	22-38-13
74	Mar. 28	Washington	2-3 L	22-39-13
75	Apr. 1	Edmonton	4-2 W	23-39-13
76	Apr. 4	Dallas	5-3 W	24-39-13
77	Apr. 6	@ Edmonton	2-3 L	24-40-13
78	Apr. 9	@ Calgary	6-3 W	25-40-13
79	Apr. 11	@ San Jose	1-1 T	25-40-14
80	Apr. 15	Los Angeles	0-2 L	25-41-14
81	Apr. 17	Calgary	2-4 L	25-42-14
82	Apr. 19	Toronto	1-2 L	25-43-14

NORTHWEST DIVISION FINISH

4th (58 Points)

COACH

Mike Keenan
Marc Crawford

GM

Brian Burke

CAPTAIN

Mark Messier

SCORING

Player	GP	G	A	PTS	PIM
Naslund	80	36	30	66	74
Messier	59	13	35	48	33
Mogilny	59	14	31	45	58
Muckalt	73	16	20	36	98
Ohlund	74	9	26	35	83
Aucoin	82	23	11	34	77
Gagner	FLA 36	4	10	14	39
	VAN 33	2	12	14	24
Jovanovski	FLA 41	3	13	16	82
	VAN 31	2	9	11	44
Scatchard	82	13	13	26	140
McCabe	69	7	14	21	120
Brashear	82	8	10	18	209
May	66	6	11	17	102
Bertuzzi	32	8	8	16	44
York	NYR 5	0	0	0	4
	PIT 2	0	0	0	0
	VAN 49	7	9	16	20
Zedel	41	6	8	14	16
Klatt	PHI 2	0	0	0	0
	VAN 73	4	10	14	12
Hedican	42	2	11	13	34
Hendrickson	TOR 35	2	3	5	30
	VAN 27	2	2	4	22

Player	GP	G	A	PTS	PIM	
Convery	12	2	7	9	8	
Schaefer	25	4	4	8	8	
Baron	81	2	6	8	115	
Holden	30	2	4	6	10	
Robertsson	39	2	2	4	13	
Strudwick	65	0	3	3	114	
McAllister	28	1	1	2	63	
Murzyn	12	0	2	2	21	
Cooke	30	0	2	2	27	
Staios	57	0	2	2	54	
Sopel	5	1	0	1	4	
Huscroft	26	0	1	1	63	
Snow	65	0	1	1	34	
Gordon	4	0	0	0	2	
Weekes	11	0	0	0	0	
Washburn	FLA 4	0	0	0	4	
	VAN 8	0	0	0	2	
Hirsch	20	0	0	0	0	
Goaltender	GPI	MIN	GA	SO	AVG	W-L-T
Snow	65	3,501	171	6	2.93	20-31-8
Hirsch	20	919	48	1	3.13	3-8-3
Weekes	11	532	34	0	3.83	0-8-1

RESULTS

No	Date	Opponent	Score	Record
1	Oct. 12	Los Angeles	4-2 W	1-0-0
2	Oct. 14	Edmonton	1-4 L	1-1-0
3	Oct. 17	Toronto	4-1 W	2-1-0
4	Oct. 20	@ Carolina	1-3 L	2-2-0
5	Oct. 21	@ Washington	2-1 W	3-2-0
6	Oct. 23	@ Florida	5-0 W	4-2-0
7	Oct. 25	@ Tampa Bay	2-3 L	4-3-0
8	Oct. 27	@ Nashville	4-5 L	4-4-0
9	Oct. 30	Pittsburgh	2-2 T	4-4-1
10	Nov. 1	Washington	4-1 W	5-4-1
11	Nov. 2	@ Edmonton	3-5 L	5-5-1
12	Nov. 7	Nashville	5-3 W	6-5-1
13	Nov. 9	Los Angeles	3-4 L	6-6-1
14	Nov. 12	@ Calgary	4-3 W	7-6-1
15	Nov. 13	Anahe m	5-2 W	8-6-1
16	Nov. 15	Colorado	1-2 L	8-7-1
17	Nov. 18	@ Phoenix	2-4 L	8-8-1
18	Nov. 19	@ Colorado	5-0 W	9-8-1
19	Nov. 21	Detroit	2-4 L	9-9-1
20	Nov. 23	@ Ottawa	3-4 L	9-10-1
21	Nov. 25	@ Toronto	1-5 L	9-11-1
22	Nov. 27	@ Detroit	1-7 L	9-12-1
23	Nov. 29	@ Philadelphia	2-6 L	9-13-1
24	Dec. 1	@ Boston	1-1 T	9-13-2
25	Dec. 4	Dallas	4-1 W	10-13-2
26	Dec. 6	Phoenix	3-3 T	10-13-3
27	Dec. 9	@ Anahe m	4-4 T	10-13-4
28	Dec. 12	@ Los Angeles	0-3 L	10-14-4
29	Dec. 17	Colorado	2-1 W	11-14-4
30	Dec. 19	Nashville	4-6 L	11-15-4
31	Dec. 22	@ Calgary	5-3 W	12-15-4
32	Dec. 23	Calgary	5-2 W	13-15-4
33	Dec. 26	@ San Jose	0-2 L	13-16-4
34	Dec. 27	@ Edmonton	0-3 L	13-17-4
35	Dec. 29	Colorado	2-4 L	13-18-4
36	Dec. 31	Philadelphia	2-6 L	13-19-4
37	Jan. 02	Montreal	1-2 L	13-20-4
38	Jan. 04	@ St. Louis	0-4 L	13-21-4
39	Jan. 06	@ Dallas	4-6 L	13-22-4
40	Jan. 08	Florida	1-1 T	13-22-5
41	Jan. 10	Dallas	2-0 W	14-22-5

No	Date	Opponent	Score	Record
42	Jan. 14	Edmonton	1-3 L	14-23-5
43	Jan. 16	Detroit	2-2 T	14-23-6
44	Jan. 18	@ Dallas	5-3 W	15-23-6
45	Jan. 19	@ Nashville	1-4 L	15-24-6
46	Jan. 28	St. Louis	2-4 L	15-25-6
47	Jan. 30	Chicago	3-2 W	16-25-6
48	Feb. 1	Ottawa	0-1 L	16-26-6
49	Feb. 3	@ Montreal	1-2 L	16-27-6
50	Feb. 4	@ NY Rangers	4-8 L	16-28-6
51	Feb. 7	@ NY Islanders	3-3 T	16-28-7
52	Feb. 9	@ New Jersey	4-3 W	17-28-7
53	Feb. 11	@ Pittsburgh	5-6 OT L	17-29-7
54	Feb. 13	Boston	3-1 W	18-29-7
55	Feb. 15	@ St. Louis	1-8 L	18-30-7
56	Feb. 17	@ Chicago	0-4 L	18-31-7
57	Feb. 20	Anahe m	1-5 L	18-32-7
58	Feb. 23	@ Colorado	4-4 T	18-32-8
59	Feb. 24	@ San Jose	1-1 T	18-32-9
60	Feb. 26	Carolina	1-0 W	19-32-9
61	Feb. 28	Buffalo	0-2 L	19-33-9
62	Mar. 3	San Jose	3-4 L	19-34-9
63	Mar. 5	Calgary	1-5 L	19-35-9
64	Mar. 7	Chicago	2-2 T	19-35-10
65	Mar. 10	@ Anahe m	4-4 T	19-35-11
66	Mar. 11	@ Phoenix	3-0 W	20-35-11
67	Mar. 13	@ Los Angeles	1-3 L	20-36-11
68	Mar. 15	New Jersey	1-2 L	20-37-11
69	Mar. 19	NY Islanders	1-3 L	20-38-11
70	Mar. 20	@ Edmonton	3-4 L	20-39-11
71	Mar. 24	@ Colorado	2-5 L	20-40-11
72	Mar. 25	St. Louis	1-4 L	20-41-11
73	Mar. 27	Montreal	5-1 W	21-41-11
74	Mar. 29	Phoenix	1-0 W	22-41-11
75	Mar. 31	Toronto	5-6 L	22-42-11
76	Apr. 2	San Jose	0-7 L	22-43-11
77	Apr. 3	@ San Jose	2-5 L	22-44-11
78	Apr. 5	@ Chicago	1-2 L	22-45-11
79	Apr. 7	@ Detroit	1-6 L	22-46-11
80	Apr. 10	Edmonton	1-1 T	22-46-12
81	Apr. 12	@ Calgary	2-0 W	23-46-12
82	Apr. 14	Calgary	4-5 L	23-47-12

NORTHWEST DIVISION FINISH

3rd (83 Points)

COACH

Marc Crawford

GM

Brian Burke

CAPTAIN

Mark Messier

SCORING

Player	GP	G	A	PTS	PIM
Naslund	82	27	38	65	64
Cassels	79	17	45	62	16
Messier	66	17	37	54	30
Bertuzzi	80	25	25	50	126
Morrison	56	7	28	35	18
Schaefer	71	16	15	31	20
Jovanovski	75	5	21	26	54
Aucoin	57	10	14	24	30
Hawgood	79	5	17	22	26
Klatt	47	10	10	20	26
Ohlund	42	4	16	20	24
Kariya	45	8	11	19	22
York	54	4	13	17	20
May	59	9	7	16	90
Druken	33	7	9	16	10
Brashear	60	11	2	13	136
Cooke	51	5	7	12	39
Baron	81	2	10	12	67
Pederson	47	6	5	11	18
Sharifijanov	37	5	5	10	22
Hendrickson	40	5	4	9	14

Player	GP	G	A	PTS	PIM
Chubarov	49	1	8	9	10
Sopel	18	2	4	6	12
Holden	6	1	5	6	2
O'Sullivan	11	0	5	5	2
Strudwick	63	1	3	4	64
Komarniski	18	1	1	2	8
Snow	32	0	2	2	8
Potvin	56	0	2	2	4
Ruutu	8	0	1	1	6
Bodger	13	0	1	1	4
Leeb	2	0	0	0	2
Michaud	2	0	0	0	0
Bonni	3	0	0	0	0
Vaic	4	0	0	0	0
Schwab	6	0	0	0	2

Goaltender	GPI	MIN	GA	SO	AVG	W-L-T
Potvin	34	1,966	85	0	2.59	12-13-7
Snow	32	1,712	76	0	2.66	10-15-3
Weekes	20	987	47	1	2.86	6-7-4
Schwab	6	269	16	0	3.57	2-1-1
Michaud	2	69	5	0	4.35	0-1-0

RESULTS

No	Date	Opponent	Score	Re cord
1	Oct. 2	NY Rangers	2-1 W	1-0-0-0
2	Oct. 6	Chicago	5-4 W	2-0-0-0
3	Oct. 9	Montreal	4-1 W	3-0-0-0
4	Oct. 13	Calgary	3-4 OT L	3-0-0-1
5	Oct. 15	Carolina	1-4 L	3-1-0-1
6	Oct. 16	@ Calgary	4-4 T	3-1-1-1
7	Oct. 19	@ Tampa Bay	6-5 OT W	4-1-1-1
8	Oct. 20	@ Florida	2-5 L	4-2-1-1
9	Oct. 23	@ NY Islanders	2-2 T	4-2-2-1
10	Oct. 24	@ NY Rangers	3-0 W	5-2-2-1
11	Oct. 26	@ Philadelphia	5-2 W	6-2-2-1
12	Oct. 28	Phoenix	1-4 L	6-3-2-1
13	Oct. 30	Nashville	4-1 W	7-3-2-1
14	Nov. 5	Florida	3-2 W	8-3-2-1
15	Nov. 7	St. Louis	1-6 L	8-4-2-1
16	Nov. 9	San Jose	4-4 T	8-4-3-1
17	Nov. 12	@ Phoenix	3-2 W	9-4-3-1
18	Nov. 15	Colorado	2-2 T	9-4-4-1
19	Nov. 17	Detroit	2-7 L	9-5-4-1
20	Nov. 20	@ Nashville	3-1 W	10-5-4-1
21	Nov. 22	@ Atlanta	3-6 L	10-6-4-1
22	Nov. 24	@ Carolina	1-1 T	10-6-5-1
23	Nov. 26	@ Boston	2-2 T	10-6-6-1
24	Nov. 27	@ Montreal	1-2 L	10-7-6-1
25	Nov. 30	Colorado	2-4 L	10-8-6-1
26	Dec. 2	Edmonton	3-2 OT W	11-8-6-1
27	Dec. 4	@ Edmonton	2-3 L	11-9-6-1
28	Dec. 6	@ Colorado	2-5 L	11-10-6-1
29	Dec. 8	@ Anaheim	2-2 T	11-10-7-1
30	Dec. 10	@ Calgary	2-3 L	11-11-7-1
31	Dec. 12	Colorado	2-3 OT L	11-11-7-2
32	Dec. 16	Ottawa	1-2 L	11-12-7-2
33	Dec. 18	Dallas	2-4 L	11-13-7-2
34	Dec. 22	Washington	6-3 W	12-13-7-2
35	Dec. 26	Calgary	0-2 L	12-14-7-2
36	Dec. 29	Philadelphia	2-3 OT L	12-14-7-3
37	Jan. 2	@ Calgary	2-4 L	12-15-7-3
38	Jan. 5	Tampa Bay	3-3 T	12-15-8-3
39	Jan. 7	@ Dallas	3-1 W	13-15-8-3
40	Jan. 8	@ St. Louis	2-4 L	13-16-8-3
41	Jan. 12	@ Chicago	2-3 OT L	13-16-8-4

No	Date	Opponent	Score	Record
42	Jan. 13	@ Nashville	4-3 OT W	14-16-8-4
43	Jan. 15	Dallas	1-2 L	14-17-8-4
44	Jan. 17	Toronto	4-5 OT L	14-17-8-5
45	Jan. 19	Detroit	3-3 T	14-17-9-5
46	Jan. 22	@ Edmonton	3-3 T	14-17-10-5
47	Jan. 23	Nashville	1-2 L	14-18-10-5
48	Jan. 25	Edmonton	4-5 OT L	14-18-10-6
49	Jan. 28	San Jose	4-1 W	15-18-10-6
50	Jan. 30	Chicago	1-3 L	15-19-10-6
51	Feb. 1	@ Colorado	1-2 L	15-20-10-6
52	Feb. 3	St. Louis	2-5 L	15-21-10-6
53	Feb. 9	Calgary	4-3 OT W	16-21-10-6
54	Feb. 12	@ Toronto	4-1 W	17-21-10-6
55	Feb. 14	@ Pittsburgh	0-3 L	17-22-10-6
56	Feb. 16	@ Detroit	2-5 L	17-23-10-6
57	Feb. 17	@ Buffalo	2-1 W	18-23-10-6
58	Feb. 19	@ Ottawa	3-1 W	19-23-10-6
59	Feb. 21	Boston	5-2 W	20-23-10-6
60	Feb. 23	@ Anaheim	4-4 T	20-23-11-6
61	Feb. 25	Los Angeles	2-5 L	20-24-11-6
62	Feb. 27	Phoenix	2-1 W	21-24-11-6
63	Feb. 29	@ Los Angeles	1-1 T	21-24-12-6
64	Mar. 2	Anahe m	3-1 W	22-24-12-6
65	Mar. 4	New Jersey	4-2 W	23-24-12-6
66	Mar. 6	Toronto	5-6 OT L	23-24-12-7
67	Mar. 8	@ Dallas	3-3 T	23-24-13-7
68	Mar. 9	@ St. Louis	2-2 T	23-24-14-7
69	Mar. 11	@ Phoenix	0-5 L	23-25-14-7
70	Mar. 13	@ Los Angeles	2-3 OT L	23-25-14-8
71	Mar. 16	Buffalo	6-3 W	24-25-14-8
72	Mar. 18	Ottawa	6-1 W	25-25-14-8
73	Mar. 20	@ Colorado	3-2 W	26-25-14-8
74	Mar. 22	@ San Jose	3-4 L	26-26-14-8
75	Mar. 24	Anahe m	8-1 W	27-26-14-8
76	Mar. 25	@ Edmonton	3-2 W	28-26-14-8
77	Mar. 29	@ Detroit	3-6 L	28-27-14-8
78	Mar. 31	@ Nashville	1-2 L	28-28-14-8
79	Apr. 2	@ Chicago	3-2 W	29-28-14-8
80	Apr. 5	Los Angeles	1-1 T	29-28-15-8
81	Apr. 7	Edmonton	4-5 L	29-29-15-8
82	Apr. 9	@ San Jose	5-2 W	30-29-15-8

NORTHWEST DIVISION FINISH

3rd (90 Points)

COACH

Marc Crawford

GM

Brian Burke

CAPTAIN

Markus Naslund

SCORING

Player	GP	G	A	PTS	PIM
Naslund	72	41	34	75	58
Cassels	66	12	44	56	10
Bertuzzi	79	25	30	55	93
Morrison	82	16	38	54	42
Jovanovski	79	12	35	47	102
Schaefer	82	16	20	36	22
D. Sedin	75	20	14	34	24
Klatt	77	13	20	33	31
Druken	55	15	15	30	14
H. Sedin	82	9	20	29	38
Brashear	79	9	19	28	145
Ohlund	65	8	20	28	46
Cooke	81	14	13	27	94
Berehowsky	14	1	1	2	21
NSH	66	6	18	24	100
Sopel	52	4	10	14	10
Lachance	76	3	11	14	46
Pederson	61	4	8	12	65
Baron	82	3	8	11	63

Player	GP	G	A	PTS	PIM
Stapleton	VAN 18	1	2	3	8
	NYI 35	1	4	5	2
Hawgood	16	2	5	7	6
Kariya	17	1	6	7	8
Ruutu	21	3	3	6	32
Helmer	20	2	4	6	18
Strudwick	60	1	4	5	64
Holden	10	1	0	1	0
Allen	6	0	0	0	0
Chubarov	1	0	0	0	0
Cloutier	VAN 16	0	0	0	0
	TB 24	0	0	0	4
Essensa	39	0	0	0	4
Brown	1	0	0	0	5

Goaltender	GPI	MIN	GA	SO	AVG	W-L-T
Cloutier	16	914	37	0	2.43	4-6-5
Essensa	39	2,059	92	1	2.68	18-12-3
Potvin	35	2,006	103	1	3.08	14-17-3

RESULTS

No	Date	Opponent	Score	Record
1	Oct. 5	@ Philadelphia	3-6 L	0-1-0-0
2	Oct. 6	@ Florida	4-3 W	1-1-0-0
3	Oct. 8	@ Tampa Bay	5-4 W	2-1-0-0
4	Oct. 12	Colorado	2-5 L	2-2-0-0
5	Oct. 14	Buffalo	4-0 W	3-2-0-0
6	Oct. 16	Toronto	5-2 W	4-2-0-0
7	Oct. 18	Calgary	4-1 W	5-2-0-0
8	Oct. 21	Phoenix	2-3 OT L	5-2-0-1
9	Oct. 24	@ Nashville	4-4 T	5-2-1-1
10	Oct. 25	@ Dallas	6-2 W	6-2-1-1
11	Oct. 27	Atlanta	1-1 T	6-2-2-1
12	Nov. 1	Colorado	4-3 W	7-2-2-1
13	Nov. 3	Pittsburgh	2-4 L	7-3-2-1
14	Nov. 5	San Jose	2-2 T	7-3-3-1
15	Nov. 8	@ Anaheim	7-2 W	8-3-3-1
16	Nov. 9	@ Los Angeles	0-2 L	8-4-3-1
17	Nov. 11	St. Louis	2-5 L	8-5-3-1
18	Nov. 14	Chicago	4-2 W	9-5-3-1
19	Nov. 17	NY Rangers	4-3 W	10-5-3-1
20	Nov. 19	@ Columbus	6-1 W	11-5-3-1
21	Nov. 21	@ St. Louis	4-3 W	12-5-3-1
22	Nov. 22	@ Washington	2-3 OT L	12-5-3-2
23	Nov. 24	@ Detroit	2-3 L	12-6-3-2
24	Nov. 26	@ Minnesota	2-4 L	12-7-3-2
25	Nov. 28	Anahe m	4-1 W	13-7-3-2
26	Nov. 30	Montreal	3-4 L	13-8-3-2
27	Dec. 2	Edmonton	5-2 W	14-8-3-2
28	Dec. 4	Nashville	6-3 W	15-8-3-2
29	Dec. 6	@ Phoenix	1-1 T	15-8-4-2
30	Dec. 8	@ San Jose	6-1 W	16-8-4-2
31	Dec. 10	Los Angeles	1-2 L	16-9-4-2
32	Dec. 16	Columbus	4-3 W	17-9-4-2
33	Dec. 20	@ Edmonton	2-3 OT L	17-9-4-3
34	Dec. 21	@ Chicago	4-6 L	17-10-4-3
35	Dec. 23	@ Colorado	2-3 OT L	17-10-4-4
36	Dec. 27	Montreal	3-2 W	18-10-4-4
37	Dec. 29	@ Calgary	0-5 L	18-11-4-4
38	Dec. 30	@ San Jose	6-3 W	19-11-4-4
39	Jan. 1	@ Nashville	5-2 W	20-11-4-4
40	Jan. 3	@ Chicago	0-6 L	20-12-4-4
41	Jan. 6	Columbus	4-3 W	21-12-4-4

No	Date	Opponent	Score	Record
42	Jan. 8	Nashville	2-1 W	22-12-4-4
43	Jan. 10	Ottawa	1-5 L	22-13-4-4
44	Jan. 12	@ Edmonton	3-2 W	23-13-4-4
45	Jan. 14	Calgary	5-1 W	24-13-4-4
46	Jan. 16	Detroit	2-4 L	24-14-4-4
47	Jan. 18	@ Colorado	3-7 L	24-15-4-4
48	Jan. 20	@ St. Louis	0-3 L	24-16-4-4
49	Jan. 22	@ Dallas	1-2 L	24-17-4-4
50	Jan. 24	Phoenix	6-2 W	25-17-4-4
51	Jan. 27	@ Calgary	5-3 W	26-17-4-4
52	Jan. 28	Chicago	2-6 L	26-18-4-4
53	Jan. 30	Minnesota	3-2 W	27-18-4-4
54	Feb. 1	Colorado	5-3 W	28-18-4-4
55	Feb. 8	San Jose	0-0 T	28-18-5-4
56	Feb. 10	Calgary	1-4 L	28-19-5-4
57	Feb. 14	Washington	3-4 OT L	28-19-5-5
58	Feb. 17	@ Edmonton	6-5 W	29-19-5-5
59	Feb. 18	NY Islanders	3-2 W	30-19-5-5
60	Feb. 21	@ Montreal	2-1 W	31-19-5-5
61	Feb. 22	@ Toronto	1-4 L	31-20-5-5
62	Feb. 24	@ Ottawa	0-3 L	31-21-5-5
63	Feb. 26	@ Minnesota	5-2 W	32-21-5-5
64	Feb. 28	Dallas	5-4 W	33-21-5-5
65	Mar. 2	St. Louis	3-2 W	34-21-5-5
66	Mar. 4	Minnesota	3-4 OT L	34-21-5-6
67	Mar. 6	@ Detroit	3-4 L	34-22-5-6
68	Mar. 8	Phoenix	2-3 OT L	34-22-5-7
69	Mar. 10	Toronto	3-3 T	34-22-6-7
70	Mar. 13	@ Detroit	2-2 T	34-22-7-7
71	Mar. 15	@ Boston	2-2 T	34-22-8-7
72	Mar. 16	@ Buffalo	4-2 L	34-23-8-7
73	Mar. 18	@ Atlanta	5-3 W	35-23-8-7
74	Mar. 21	@ Columbus	1-1 T	35-23-9-7
75	Mar. 23	@ New Jersey	0-4 L	35-24-9-7
76	Mar. 25	@ Minnesota	2-2 T	35-24-10-7
77	Mar. 28	Dallas	1-3 L	35-25-10-7
78	Mar. 30	Anahe m	2-2 T	35-25-11-7
79	Apr. 1	@ Anaheim	1-2 L	35-26-11-7
80	Apr. 2	@ Los Angeles	1-3 L	35-27-11-7
81	Apr. 5	Los Angeles	3-2 W	36-27-11-7
82	Apr. 7	Edmonton	2-4 L	36-28-11-7

NORTHWEST DIVISION FINISH

2nd (94 Points)

COACH

Marc Crawford

GM

Brian Burke

CAPTAIN

Markus Naslund

SCORING

Player	GP	G	A	PTS	PIM
Naslund	81	40	50	90	50
Bertuzzi	72	36	49	85	110
Morrison	82	23	44	67	26
Cassels	53	11	39	50	22
Jovanovski	82	17	31	48	101
Linden	VAN 64	12	22	34	65
	WSH 16	1	2	3	6
Ohlund	81	10	26	36	56
H. Sedin	82	16	20	36	36
Cooke	82	13	20	33	111
D. Sedin	79	9	23	32	32
Hlavac	VAN 46	9	12	21	10
	PHI 31	7	3	10	8
Letowski	VAN 42	7	10	17	15
	PHX 33	2	6	8	4
Sopel	66	8	17	25	44
Klatt	34	8	7	15	10
Lachance	81	1	10	11	50
Helmer	40	5	5	10	53
Chubarov	51	5	5	10	10
Warriner	VAN 14	2	4	6	12
	PHX 18	0	3	3	8

Player	GP	G	A	PTS	PIM
Ruutu	49	2	7	9	74
Druken	27	4	4	8	6
Kurtz	27	3	5	8	14
Baron	61	1	6	7	68
Strudwick	44	2	4	6	96
Vasiljevs	18	3	2	5	2
Kariya	3	0	1	1	2
Auld	1	0	1	1	0
Holden	8	0	0	0	2
Allen	11	0	0	0	6
Tezikov	2	0	0	0	0
Leeb	2	0	0	0	0
Bouck	PHX 7	0	0	0	4
Brown	15	0	0	0	72
Cloutier	62	0	0	0	20
Skudra	23	0	0	0	2
Brochu	6	0	0	0	0

Goaltender	GPI	MIN	GA	SO	AVG	W-L-T
Auld	1	59	2	0	2.03	1-0-0
Skudra	23	1165	47	2	2.42	10-8-2
Cloutier	62	3,501	142	7	2.43	31-22-5
Brochu	6	216	15	1	4.17	0-3-0

RESULTS

No	Date	Opponent	Score	Record
1	Oct. 4	Chicago	4-5 L	0-1-0-0
2	Oct. 6	Detroit	1-4 L	0-2-0-0
3	Oct. 9	@ Colorado	4-5 L	0-3-0-0
4	Oct. 11	@ Dallas	4-1 W	1-3-0-0
5	Oct. 13	Colorado	4-0 W	2-3-0-0
6	Oct. 16	Florida	2-2 T	2-3-1-0
7	Oct. 18	Toronto	5-6 L	2-4-1-0
8	Oct. 20	@ Phoenix	2-5 L	2-5-1-0
9	Oct. 21	@ Anaheim	1-3 L	2-6-1-0
10	Oct. 23	Nashville	4-2 W	3-6-1-0
11	Oct. 25	@ Colorado	1-4 L	3-7-1-0
12	Oct. 27	@ Edmonton	2-3 L	3-8-1-0
13	Oct. 30	Columbus	3-1 W	4-8-1-0
14	Nov. 1	Montreal	4-0 W	5-8-1-0
15	Nov. 3	@ San Jose	1-5 L	5-9-1-0
16	Nov. 6	@ Columbus	3-2 W	6-9-1-0
17	Nov. 8	@ St. Louis	1-3 L	6-10-1-0
18	Nov. 9	@ Chicago	1-3 L	6-11-1-0
19	Nov. 11	@ Minnesota	5-0 W	7-11-1-0
20	Nov. 13	Chicago	3-2 W	8-11-1-0
21	Nov. 15	St. Louis	2-1 W	9-11-1-0
22	Nov. 17	Edmonton	2-2 T	9-11-2-0
23	Nov. 20	@ Ottawa	0-3 L	9-12-2-0
24	Nov. 21	@ Pittsburgh	4-1 W	10-12-2-0
25	Nov. 23	@ Boston	2-3 L	10-13-2-0
26	Nov. 25	@ Philadelphia	4-1 W	11-13-2-0
27	Nov. 27	@ Minnesota	1-2 L	11-14-2-0
28	Nov. 28	@ Chicago	3-3 T	11-14-3-0
29	Nov. 30	Colorado	2-5 L	11-15-3-0
30	Dec. 2	Dallas	2-4 L	11-16-3-0
31	Dec. 6	Anaheim	3-2 W	12-16-3-0
32	Dec. 8	San Jose	3-5 L	12-17-3-0
33	Dec. 10	Tampa Bay	1-1 T	12-17-4-0
34	Dec. 12	@ Anaheim	1-0 W	13-17-4-0
35	Dec. 13	@ Los Angeles	3-6 L	13-18-4-0
36	Dec. 15	Detroit	3-0 W	14-18-4-0
37	Dec. 19	@ Detroit	1-4 L	14-19-4-0
38	Dec. 20	@ Nashville	2-6 L	14-20-4-0
39	Dec. 22	Minnesota	1-2 L	14-21-4-0
40	Dec. 27	Calgary	4-2 W	15-21-4-0
41	Dec. 29	New Jersey	4-2 W	16-21-4-0

No	Date	Opponent	Score	Record
42	Dec. 31	Philadelphia	1-2 L	16-22-4-0
43	Jan. 3	Montreal	5-2 W	17-22-4-0
44	Jan. 5	@ Edmonton	4-3 W	18-22-4-0
45	Jan. 8	@ Buffalo	2-3 L	18-23-4-0
46	Jan. 9	@ Detroit	4-5 OT L	18-23-4-1
47	Jan. 12	Carolina	7-1 W	19-23-4-1
48	Jan. 15	Pittsburgh	5-2 W	20-23-4-1
49	Jan. 17	@ St. Louis	4-5 L	20-24-4-1
50	Jan. 19	@ Washington	5-1 W	21-24-4-1
51	Jan. 21	@ Carolina	7-5 W	22-24-4-1
52	Jan. 23	@ Dallas	4-2 W	23-24-4-1
53	Jan. 25	Toronto	6-1 W	24-24-4-1
54	Jan. 26	@ Calgary	2-0 W	25-24-4-1
55	Jan. 28	Nashville	5-1 W	26-24-4-1
56	Jan. 30	Edmonton	2-2 T	26-24-5-1
57	Feb. 4	Phoenix	4-2 W	27-24-5-1
58	Feb. 8	@ Calgary	4-1 W	28-24-5-1
59	Feb. 9	Calgary	3-4 L	28-25-5-1
60	Feb. 12	Boston	1-2 OT L	28-25-5-2
61	Feb. 26	St. Louis	4-4 T	28-25-6-2
62	Feb. 28	Dallas	3-4 OT L	28-25-6-3
63	Mar. 2	Minnesota	6-3 W	29-25-6-3
64	Mar. 7	@ Phoenix	1-6 L	29-26-6-3
65	Mar. 9	@ San Jose	0-2 L	29-27-6-3
66	Mar. 10	San Jose	4-7 L	29-28-6-3
67	Mar. 12	@ Nashville	5-0 W	30-28-6-3
68	Mar. 14	@ Columbus	5-1 W	31-28-6-3
69	Mar. 16	@ Atlanta	4-2 W	32-28-6-3
70	Mar. 17	@ New Jersey	3-2 W	33-28-6-3
71	Mar. 19	@ NY Rangers	3-1 W	34-28-6-3
72	Mar. 21	@ NY Islanders	2-3 L	34-29-6-3
73	Mar. 24	Edmonton	0-2 L	34-30-6-3
74	Mar. 26	Los Angeles	4-0 W	35-30-6-3
75	Mar. 28	Columbus	4-3 W	36-30-6-3
76	Mar. 30	Anaheim	4-1 W	37-30-6-3
77	April 2	@ Los Angeles	4-4 T	37-30-7-3
78	April 5	Minnesota	5-4 W	38-30-7-3
79	April 7	Phoenix	4-3 W	39-30-7-3
80	April 9	@ Colorado	2-1 W	40-30-7-3
81	April 11	Los Angeles	5-2 W	41-30-7-3
82	April 13	@ Calgary	4-1 W	42-30-7-3

NORTHWEST DIVISION FINISH

2nd (104 Points)

COACH

Marc Crawford

GM

Brian Burke

CAPTAIN

Markus Naslund

SCORING

Player	GP	G	A	PTS	PIM
Naslund	82	48	56	104	52
Bertuzzi	82	46	51	97	144
Morrison	82	25	46	71	36
Jovanovski	67	6	40	46	113
Cooke	82	15	27	42	82
Linden	71	19	22	41	30
H. Sedin	78	8	31	39	38
Sopel	81	7	30	37	23
D. Sedin	79	14	17	31	34
Salo	79	9	21	30	10
Klutt	82	16	13	29	8
Ohlund	59	2	27	29	42
Letowski	78	11	14	25	36
Malik	VAN 69	7	11	18	52
	CAR 10	0	2	2	16
Chubarov	62	7	13	20	6
Lindgren	54	5	9	14	18
Allen	48	5	3	8	73
May	VAN 3	0	0	0	10
	PHX 20	3	4	7	32
Baron	78	2	4	6	62

Player	GP	G	A	PTS	PIM
Reid	7	2	3	5	0
Ruutu	36	2	2	4	66
Baumgartner	8	1	2	3	4
Cloutier	57	0	3	3	24
King	8	0	2	2	0
Langdon	VAN 45	0	1	1	143
	CAR 9	0	0	0	16
Fedorov	7	0	1	1	4
Skudra	23	0	1	1	0
Kavanagh	3	1	0	1	2
Auld	7	0	0	0	0
Helmer	2	0	0	0	0
Komarniski	1	0	0	0	2
Jokela	1	0	0	0	0
Moss	1	0	0	0	0

Goaltender	GPI	MIN	GA	SO	AVG	W-L-T
Auld	7	382	10	1	1.57	3-3-0
Cloutier	57	3,376	136	2	2.42	33-16-7
Skudra	23	1,192	54	1	2.72	9-5-6
Moss	1	22	1	0	2.73	0-0-0

RESULTS

No	Date	Opponent	Score	Record
1	Oct. 10	@ Calgary	3-0 W	1-0-0-0
2	Oct. 12	San Jose	5-3 W	2-0-0-0
3	Oct. 14	Calgary	2-3 L	2-1-0-0
4	Oct. 16	Boston	3-6 L	2-2-0-0
5	Oct. 18	@ Anaheim	2-2 T	2-2-1-0
6	Oct. 19	@ Los Angeles	2-2 T	2-2-2-0
7	Oct. 21	@ San Jose	5-2 W	3-2-2-0
8	Oct. 24	Anaheim	2-2 T	3-2-3-0
9	Oct. 26	Dallas	1-4 L	3-3-3-0
10	Oct. 29	Buffalo	1-1 T	3-3-4-0
11	Oct. 31	Colorado	1-5 L	3-4-4-0
12	Nov. 2	@ Minnesota	4-2 W	4-4-4-0
13	Nov. 4	@ Colorado	4-2 W	5-4-4-0
14	Nov. 6	@ Dallas	0-4 L	5-5-4-0
15	Nov. 9	@ Phoenix	5-2 W	6-5-4-0
16	Nov. 12	St. Louis	6-3 W	7-5-4-0
17	Nov. 14	Los Angeles	3-2 W	8-5-4-0
18	Nov. 16	NY Rangers	3-1 W	9-5-4-0
19	Nov. 20	Chicago	5-3 W	10-5-4-0
20	Nov. 22	Detroit	4-1 W	11-5-4-0
21	Nov. 25	@ Minnesota	2-1 W	12-5-4-0
22	Nov. 27	@ Carolina	3-2 W	13-5-4-0
23	Nov. 29	@ Tampa Bay	5-3 W	14-5-4-0
24	Nov. 30	@ Florida	5-2 W	15-5-4-0
25	Dec. 3	@ NY Islanders	1-2 L	15-6-4-0
26	Dec. 4	@ New Jersey	3-2 W	16-6-4-0
27	Dec. 7	Minnesota	2-4 L	16-7-4-0
28	Dec. 9	Calgary	1-2 L	16-8-4-0
29	Dec. 11	Colorado	3-1 W	17-8-4-0
30	Dec. 14	@ Edmonton	6-3 W	18-8-4-0
31	Dec. 15	Calgary	3-3 T	18-8-5-0
32	Dec. 17	@ Chicago	2-3 L	18-9-5-0
33	Dec. 19	@ Nashville	3-1 W	19-9-5-0
34	Dec. 21	Edmonton	4-3 W	20-9-5-0
35	Dec. 23	@ Colorado	3-5 L	20-10-5-0
36	Dec. 26	@ Edmonton	4-2 W	21-10-5-0
37	Dec. 28	Anaheim	7-3 W	22-10-5-0
38	Dec. 31	Toronto	3-5 L	22-11-5-0
39	Jan. 2	Montreal	3-2 W	23-11-5-0
40	Jan. 4	Florida	3-2 W	24-11-5-0
41	Jan. 8	Ottawa	6-4 W	25-11-5-0

No	Date	Opponent	Score	Record
42	Jan. 10	Columbus	2-3 L	25-12-5-0
43	Jan. 11	@ San Jose	0-3 L	25-13-5-0
44	Jan. 14	Nashville	4-3 W	26-13-5-0
45	Jan. 16	@ Minnesota	2-5 L	26-14-5-0
46	Jan. 17	@ Chicago	4-2 W	27-14-5-0
47	Jan. 19	@ Detroit	4-1 W	28-14-5-0
48	Jan. 21	@ Nashville	2-3 L	28-15-5-0
49	Jan. 24	Detroit	2-5 L	28-16-5-0
50	Jan. 26	Phoenix	1-0 W	29-16-5-0
51	Jan. 28	Minnesota	2-2 T	29-16-6-0
52	Jan. 30	Edmonton	3-3 T	29-16-7-0
53	Feb. 4	@ Pittsburgh	3-2 W	30-16-7-0
54	Feb. 5	@ Columbus	4-4 T	30-16-8-0
55	Feb. 7	@ Buffalo	4-2 W	31-16-8-0
56	Feb. 10	Chicago	2-1 W	32-16-8-0
57	Feb. 13	Colorado	2-1 W	33-16-8-0
58	Feb. 15	@ Calgary	2-2 T	33-16-9-0
59	Feb. 18	@ Detroit	4-3 W	34-16-9-0
60	Feb. 20	@ St. Louis	4-2 W	35-16-9-0
61	Feb. 22	@ Edmonton	3-2 W	36-16-9-0
62	Feb. 23	Columbus	7-2 W	37-16-9-0
63	Feb. 25	Atlanta	8-0 W	38-16-9-0
64	Feb. 27	San Jose	2-3 L	38-17-9-0
65	Mar. 1	@ Montreal	1-1 T	38-17-10-0
66	Mar. 3	@ Boston	6-4 W	39-17-10-0
67	Mar. 4	@ Philadelphia	0-3 L	39-18-10-0
68	Mar. 6	@ Columbus	4-5 OT L	39-18-10-1
69	Mar. 8	@ Toronto	3-3 T	39-18-11-1
70	Mar. 11	NY Islanders	4-3 W	40-18-11-1
71	Mar. 13	St. Louis	4-4 T	40-18-12-1
72	Mar. 15	Toronto	0-1 L	40-19-12-1
73	Mar. 17	@ Dallas	4-2 W	41-19-12-1
74	Mar. 18	@ St. Louis	4-6 L	41-20-12-1
75	Mar. 20	Nashville	7-3 W	42-20-12-1
76	Mar. 23	Washington	6-0 W	43-20-12-1
77	Mar. 25	Dallas	3-4 L	43-21-12-1
78	Mar. 27	Phoenix	5-1 W	44-21-12-1
79	Mar. 29	@ Los Angeles	5-1 W	45-21-12-1
80	Mar. 30	@ Anaheim	1-3 L	45-22-12-1
81	Apr. 2	@ Phoenix	3-3 T	45-22-13-1
82	Apr. 6	Los Angeles	0-2 L	45-23-13-1

NORTHWEST DIVISION FINISH

1st (101 Points)

COACH

Marc Crawford

GM

Brian Burke

CAPTAIN

Markus Naslund

SCORING

Player	GP	G	A	PTS	PIM
Naslund	78	35	49	84	58
Morrison	82	22	38	60	50
Bertuzzi	69	17	43	60	122
D. Sedin	82	18	36	54	18
Rucinsky	Van 13	1	2	3	10
Nyr	69	13	29	42	62
H. Sedin	76	11	31	42	32
Sopel	80	10	32	42	36
Sanderson	Van 13	3	4	7	4
CBJ	67	13	16	29	34
Linden	82	14	22	36	26
Ohlund	82	14	20	34	73
Salo	74	7	19	26	22
Cooke	53	11	12	23	73
Jovanovski	56	7	16	23	64
King	47	12	9	21	8
Chubarov	65	12	7	19	14
Malik	78	3	16	19	45
Keane	64	8	9	17	20

Player	GP	G	A	PTS	PIM
Arvedson	41	8	7	15	12
Ruutu	71	6	8	14	133
May	70	5	6	11	137
Bergevin	VAN 9	0	2	2	2
PIT	52	1	8	9	27
Player	GP	G	A	PTS	PIM
Allen	74	2	5	7	94
Kesler	28	2	3	5	16
Bouck	18	1	2	3	23
Baumgartner	VAN 9	0	3	3	2
PIT	5	0	0	0	2
Brookbank	VAN 20	2	0	2	95
NSH	9	0	0	0	38
Cloutier	60	0	1	1	22
Hedberg	21	0	0	0	10

Goaltender	GPI	MIN	GA	SO	AVG	W-L-T
Auld	6	349	12	0	2.06	2-2-2
Cloutier	60	3,539	134	5	2.27	33-21-6
Hedberg	21	1,098	46	3	2.51	8-6-2

RESULTS

No	Date	Opponent	Score	Record
1	Oct. 9	Calgary	4-1 W	1-0-0-0
2	Oct. 11	Edmonton	3-0 W	2-0-0-0
3	Oct. 13	@ Columbus	2-3 L	2-1-0-0
4	Oct. 16	@ Detroit	2-3 L	2-2-0-0
5	Oct. 18	@ Minnesota	2-2 T	2-2-1-0
6	Oct. 20	Buffalo	6-1 W	3-2-1-0
7	Oct. 22	St. Louis	3-2 W	4-2-1-0
8	Oct. 26	Phoenix	3-3 T	4-2-2-0
9	Oct. 28	Columbus	6-3 W	5-2-2-0
10	Oct. 30	@ Los Angeles	3-1 W	6-2-2-0
11	Oct. 31	@ Phoenix	4-1 W	7-2-2-0
12	Nov. 3	Detroit	5-1 W	8-2-2-0
13	Nov. 5	@ Nashville	4-3 W	9-2-2-0
14	Nov. 6	@ St. Louis	2-3 L	9-3-2-0
15	Nov. 8	Minnesota	4-3 W	10-3-2-0
16	Nov. 11	@ Minnesota	0-1 L	10-4-2-0
17	Nov. 13	@ Philadelphia	3-4 OT L	10-4-2-1
18	Nov. 15	@ Boston	1-2 OT L	10-4-2-2
19	Nov. 18	Montreal	5-4 W	11-4-2-2
20	Nov. 20	Chicago	3-2 W	12-4-2-2
21	Nov. 22	Toronto	3-5 L	12-5-2-2
22	Nov. 24	@ Toronto	1-2 L	12-6-2-2
23	Nov. 25	@ Montreal	5-2 W	13-6-2-2
24	Nov. 27	@ Ottawa	3-2 W	14-6-2-2
25	Nov. 29	@ Calgary	4-4 T	14-6-3-2
26	Dec. 4	Calgary	1-4 L	14-7-3-2
27	Dec. 6	Minnesota	1-1 T	14-7-4-2
28	Dec. 9	Pittsburgh	4-3 W	15-7-4-2
29	Dec. 11	Colorado	1-1 T	15-7-5-2
30	Dec. 14	Carolina	2-1 W	16-7-5-2
31	Dec. 16	@ Nashville	2-1 W	17-7-5-2
32	Dec. 17	@ Dallas	1-3 L	17-8-5-2
33	Dec. 20	@ Edmonton	3-0 W	18-8-5-2
34	Dec. 22	Los Angeles	4-4 T	18-8-6-2
35	Dec. 26	@ Calgary	2-0 W	19-8-6-2
36	Dec. 27	Edmonton	2-6 L	19-9-6-2
37	Dec. 29	@ Colorado	3-2 W	20-9-6-2
38	Dec. 31	@ Chicago	4-3 W	21-9-6-2
39	Jan. 2	Colorado	2-4 L	21-10-6-2
40	Jan. 3	@ Calgary	3-1 W	22-10-6-2
41	Jan. 5	San Jose	1-2 L	22-11-6-2

No	Date	Opponent	Score	Record
42	Jan. 8	@ Los Angeles	3-1 W	23-11-6-2
43	Jan. 9	@ Anaheim	5-2 W	24-11-6-2
44	Jan. 11	Florida	2-2 T	24-11-7-2
45	Jan. 13	@ Phoenix	4-1 W	25-11-7-2
46	Jan. 15	@ San Jose	1-3 L	25-12-7-2
47	Jan. 17	Anahe m	1-2 L	25-13-7-2
48	Jan. 19	Dallas	2-3 L	25-14-7-2
49	Jan. 21	Tampa Bay	5-4 W	26-14-7-2
50	Jan. 25	Nashville	4-1 W	27-14-7-2
51	Jan. 27	Chicago	3-2 W	28-14-7-2
52	Jan. 29	@ St. Louis	4-2 W	29-14-7-2
53	Jan. 31	@ Washington	6-1 W	30-14-7-2
54	Feb. 2	@ NY Rangers	3-4 L	30-15-7-2
55	Feb. 3	@ NY Islanders	4-5 OT L	30-15-7-3
56	Feb. 5	@ New Jersey	4-0 W	31-15-7-3
57	Feb. 11	Calgary	2-3 L	31-16-7-3
58	Feb. 13	Atlanta	1-4 L	31-17-7-3
59	Feb. 14	Anahe m	1-2 L	31-18-7-3
60	Feb. 16	@ Colorado	1-0 W	32-18-7-3
61	Feb. 19	@ Minnesota	2-6 L	32-19-7-3
62	Feb. 21	@ Edmonton	3-4 OT L	32-19-7-4
63	Feb. 24	Detroit	4-2 W	33-19-7-4
64	Feb. 26	San Jose	3-2 W	34-19-7-4
65	Feb. 28	St. Louis	2-0 W	35-19-7-4
66	Mar. 3	@ Colorado	5-5 T	35-19-8-4
67	Mar. 5	@ Detroit	1-3 L	35-20-8-4
68	Mar. 6	@ Columbus	4-0 W	36-20-8-4
69	Mar. 8	Colorado	2-9 L	36-21-8-4
70	Mar. 10	Minnesota	1-1 T	36-21-9-4
71	Mar. 12	@ Edmonton	4-3 W	37-21-9-4
72	Mar. 13	Ottawa	1-2 L	37-22-9-4
73	Mar. 16	Nashville	2-2 T	37-22-10-4
74	Mar. 18	@ Dallas	0-3 L	37-23-10-4
75	Mar. 19	@ Chicago	3-4 OT L	37-23-10-5
76	Mar. 21	Columbus	4-5 L	37-24-10-5
77	Mar. 24	Los Angeles	1-0 W	38-24-10-5
78	Mar. 27	Dallas	3-2 W	39-24-10-5
79	Mar. 29	Phoenix	6-1 W	40-24-10-5
80	Mar. 31	@ Anaheim	2-1 W	41-24-10-5
81	Apr. 2	@ San Jose	4-1 W	42-24-10-5
82	Apr. 3	Edmonton	5-2 W	43-24-10-5

NORTHWEST DIVISION FINISH

4th (92 Points)

COACH

Marc Crawford

GM

Dave Nonis

CAPTAIN

Markus Naslund

SCORING

Player	GP	G	A	PTS	PIM
Naslund	81	32	47	79	66
H. Sedin	82	18	57	75	56
Bertuzzi	82	25	46	71	120
D. Sedin	82	22	49	71	34
Morrison	82	19	37	56	84
Carter	81	33	22	55	41
Baumgartner	70	5	29	34	30
Ohlund	78	13	20	33	92
Salo	59	10	23	33	38
Jovanovski	44	8	25	33	58
Kesler	82	10	13	23	79
Carney	VAN 18	0	2	2	14
	ANA 61	2	16	18	48
Park	60	8	10	18	29
Cooke	45	8	10	18	71
Ruutu	82	10	7	17	142
Allen	77	7	10	17	115
Weinrich	VAN 16	0	0	0	8
	STL 59	1	16	17	44
Linden	82	7	9	16	15
McCarthy	VAN 51	2	4	6	43
	ATL 16	7	3	10	8

Player	GP	G	A	PTS	PIM
Mojzis	7	0	1	1	12
Burrows	43	7	5	12	61
Brown	VAN 12	0	0	0	8
	NJ 35	1	11	12	27
Green	33	4	2	6	14
Bieksa	39	0	6	6	77
Brookbank	32	1	2	3	81
Goren	28	1	2	3	30
Bouck	12	1	1	2	21
Rypien	5	1	0	1	4
Auld	67	0	2	2	4
Balej	1	0	1	1	0
Cloutier	13	0	0	0	4
Butenschon	8	0	0	0	10
Ouellet	4	0	0	0	2
Ryan	1	0	0	0	0
Smith	1	0	0	0	2

Goaltender	GPI	MIN	GA	SO	AVG	W-L-T
McVicar	1	3	0	0	0.00	0-0-0
Auld	67	3,859	189	0	2.94	33-26-6
Cloutier	13	681	36	0	3.17	8-3-1
Ouellet	4	222	12	0	3.24	0-2-1
Noronen	VAN 4	170	10	0	3.53	1-1-0
	BUF 4	168	12	0	4.26	1-2-0

RESULTS

No	Date	Opponent	Score	Record
1	Oct. 5	Phoenix	3-2 W	1-0-0
2	Oct. 8	@ Edmonton	3-4 O (SO)	1-0-1
3	Oct. 10	@ Detroit	4-2 W	2-0-1
4	Oct. 12	@ Minnesota	0-6 L	2-1-1
5	Oct. 14	@ Minnesota	5-3 W	3-1-1
6	Oct. 16	Dallas	5-2 W	4-1-1
7	Oct. 18	Chicago	6-2 W	5-1-1
8	Oct. 20	Phoenix	3-2 W	6-1-1
9	Oct. 22	Colorado	6-4 W	7-1-1
10	Oct. 25	@ Minnesota	3-1 W	8-1-1
11	Oct. 27	@ Colorado	2-6 L	8-2-1
12	Oct. 29	@ Colorado	3-4 O (OT)	8-2-2
13	Nov. 2	Minnesota	2-1 W	9-2-2
14	Nov. 4	Columbus	5-3 W	10-2-2
15	Nov. 5	@ Calgary	0-1 L	10-3-2
16	Nov. 7	@ Calgary	3-4 L	10-4-2
17	Nov. 10	Colorado	3-5 L	10-5-2
18	Nov. 13	Detroit	4-1 W	11-5-2
19	Nov. 16	@ San Jose	3-1 W	12-5-2
20	Nov. 17	@ Los Angeles	4-5 L	12-6-2
21	Nov. 20	@ Anaheim	3-2 W	13-6-2
22	Nov. 22	Chicago	3-1 W	14-6-2
23	Nov. 24	San Jose	3-2 W	15-6-2
24	Nov. 26	@ Phoenix	1-2 L	15-7-2
25	Nov. 27	@ Colorado	2-6 L	15-8-2
26	Nov. 30	Colorado	5-2 W	16-8-2
27	Dec. 1	@ Edmonton	3-5 L	16-9-2
28	Dec. 4	Boston	5-2 W	17-9-2
29	Dec. 9	Ottawa	3-2 W (SO)	18-9-2
30	Dec. 13	@ NY Rangers	3-2 W	19-9-2
31	Dec. 15	@ Philadelphia	5-4 W	20-9-2
32	Dec. 17	Edmonton	4-5 O (OT)	20-9-3
33	Dec. 19	Los Angeles	3-4 O (SO)	20-9-4
34	Dec. 21	Edmonton	6-7 L	20-10-4
35	Dec. 23	Calgary	5-6 O (SO)	20-10-5
36	Dec. 26	Calgary	1-2 L	20-11-5
37	Dec. 28	Nashville	4-3 W	21-11-5
38	Dec. 31	@ Minnesota	3-4 L	21-12-5
39	Jan. 2	@ St. Louis	1-4 L	21-13-5
40	Jan. 4	@ Dallas	1-3 L	21-14-5
41	Jan. 5	@ Chicago	3-2 W	22-14-5

No	Date	Opponent	Score	Record
42	Jan. 7	Calgary	4-3 W (OT)	23-14-5
43	Jan. 10	Toronto	4-3 W	24-14-5
44	Jan. 13	@ New Jersey	0-3 L	24-15-5
45	Jan. 14	@ NY Islanders	8-1 W	25-15-5
46	Jan. 16	@ Pittsburgh	4-2 W	26-15-5
47	Jan. 19	Buffalo	4-1 W	27-15-5
48	Jan. 21	Montreal	6-2 W	28-15-5
49	Jan. 23	@ St. Louis	0-4 L	28-16-5
50	Jan. 24	@ Columbus	5-6 L	28-17-5
51	Jan. 26	@ Detroit	1-2 L	28-18-5
52	Jan. 28	@ Colorado	4-3 W (SO)	29-18-5
53	Jan. 31	@ Phoenix	7-4 W	30-18-5
54	Feb. 3	@ Calgary	3-1 W	31-18-5
55	Feb. 4	@ Edmonton	1-3 L	31-19-5
56	Feb. 6	Columbus	7-4 W	32-19-5
57	Feb. 8	St. Louis	2-4 L	32-20-5
58	Feb. 10	Anaheim	1-3 L	32-21-5
59	Feb. 12	Minnesota	3-2 W (OT)	33-21-5
60	Feb. 28	@ Calgary	2-1 W	34-21-5
61	Mar. 2	@ Nashville	1-3 L	34-22-5
62	Mar. 3	@ Chicago	5-4 W (SO)	35-22-5
63	Mar. 5	St. Louis	1-4 L	35-23-5
64	Mar. 9	Nashville	2-3 O (OT)	35-23-6
65	Mar. 11	Dallas	1-2 L	35-24-6
66	Mar. 13	@ Dallas	2-4 L	35-25-6
67	Mar. 14	@ Nashville	0-5 L	35-26-6
68	Mar. 17	@ Columbus	3-2 W	36-26-6
69	Mar. 19	Detroit	3-7 L	36-27-6
70	Mar. 21	@ Edmonton	4-1 W	37-27-6
71	Mar. 23	Edmonton	4-3 W (SO)	38-27-6
72	Mar. 25	Edmonton	2-3 L	38-28-6
73	Mar. 27	Los Angeles	7-4 W	39-28-6
74	Mar. 29	Minnesota	2-1 W	40-28-6
75	Mar. 31	Minnesota	1-2 O (SO)	40-28-7
76	Apr. 2	@ Anaheim	2-6 L	40-29-7
77	Apr. 3	@ Los Angeles	0-1 L	40-30-7
78	Apr. 8	Calgary	3-2 W (OT)	41-30-7
79	Apr. 10	Anaheim	2-4 L	41-31-7
80	Apr. 12	San Jose	4-5 O (OT)	41-31-8
81	Apr. 13	@ San Jose	3-5 L	41-32-8
82	Apr. 15	Colorado	4-3 W (OT)	42-32-8

NORTHWEST DIVISION FINISH

1st (105 Points)

COACH

Alain Vigneault

GM

Dave Nonis

CAPTAIN

Markus Naslund

SCORING

Player	GP	G	A	PTS	PIM
D. Sedin	81	36	48	84	36
H. Sedin	82	10	71	81	66
Naslund	82	24	36	60	54
Morrison	82	20	31	51	60
Smolinski	VAN 20	4	3	7	8
	CHI 62	14	23	37	29
Biekša	81	12	30	42	134
Pyatt	76	23	14	37	42
Salo	67	14	23	37	26
Ohlund	77	11	20	31	80
Cooke	81	10	20	30	64
Sopel	VAN 20	1	4	5	10
	LA 44	4	19	23	14
Linden	80	12	13	25	34
Bulis	79	12	11	23	70
Kesler	48	6	10	16	40
Krajicek	78	3	13	16	64
Cowan	VAN 42	7	3	10	93
	LA 21	0	2	2	32
Mitchell	62	1	10	11	45

Player	GP	G	A	PTS	PIM
Burrows	81	3	6	9	93
Green	57	2	5	7	25
Fitzpatrick	58	1	6	7	46
Santala	30	1	5	6	24
Chouinard	42	2	2	4	10
Edler	22	1	2	3	6
Tremblay	12	1	2	3	12
Coulombe	7	0	1	1	4
Moran	3	0	1	1	2
Bourdon	9	0	0	0	4
Bouck	6	0	0	0	16
Reid	3	0	0	0	0
Schultz	2	0	0	0	0
Goren	2	0	0	0	0
Rypien	2	0	0	0	5
Smith	1	0	0	0	0
Mclver	2	0	0	0	7

Goaltender	GPI	MIN	GA	SO	AVG	W-L-T
Luongo	76	4,490	171	5	2.29	47-22-6
Sabourin	9	480	21	0	2.63	2-4-1

RESULTS

No	Date	Opponent	Score	Record
1	Oct. 5	@ Detroit	3-1 W	1-0-0
2	Oct. 6	@ Columbus	3-2 W (OT)	2-0-0
3	Oct. 8	@ Colorado	2-3 L	2-1-0
4	Oct. 10	@ Minnesota	1-2 O (SO)	2-1-1
5	Oct. 13	San Jose	4-6 L	2-2-1
6	Oct. 16	Edmonton	2-1 W	3-2-1
7	Oct. 17	@ Edmonton	1-2 L	3-3-1
8	Oct. 20	@ St. Louis	3-2 W (OT)	4-3-1
9	Oct. 21	@ Nashville	4-3 W (OT)	5-3-1
10	Oct. 23	@ Dallas	1-2 L	5-4-1
11	Oct. 25	@ Chicago	5-0 W	6-4-1
12	Oct. 27	Washington	3-2 W (SO)	7-4-1
13	Oct. 31	Nashville	2-3 L	7-5-1
14	Nov. 2	@ Minnesota	2-5 L	7-6-1
15	Nov. 4	@ Colorado	2-3 L	7-7-1
16	Nov. 6	Dallas	2-1 W	8-7-1
17	Nov. 9	Anahe m	0-6 L	8-8-1
18	Nov. 11	Calgary	2-3 L	8-9-1
19	Nov. 14	Detroit	2-3 L	8-10-1
20	Nov. 17	St. Louis	4-2 W	9-10-1
21	Nov. 19	Chicago	2-1 W	10-10-1
22	Nov. 22	@ Detroit	4-3 W (OT)	11-10-1
23	Nov. 23	@ Nashville	0-6 L	11-11-1
24	Nov. 25	@ Colorado	1-4 L	11-12-1
25	Nov. 28	Columbus	1-0 W	12-12-1
26	Nov. 30	Anahe m	1-2 L	12-13-1
27	Dec. 2	Colorado	2-1 W	13-13-1
28	Dec. 4	Edmonton	0-4 L	13-14-1
29	Dec. 8	Carolina	4-3 W (OT)	14-14-1
30	Dec. 9	@ Calgary	3-5 L	14-15-1
31	Dec. 12	Phoenix	2-5 W	15-15-1
32	Dec. 14	Calgary	3-1 W	16-15-1
33	Dec. 16	Minnesota	2-1 W	17-15-1
34	Dec. 19	@ Minnesota	2-5 L	17-16-1
35	Dec. 21	@ Boston	0-2 L	17-17-1
36	Dec. 22	@ Columbus	2-3 L	17-18-1
37	Dec. 26	@ Calgary	3-1 W	18-18-1
38	Dec. 27	Calgary	6-5 W (OT)	19-18-1
39	Dec. 30	Edmonton	6-2 W	20-18-1
40	Jan. 2	@ Calgary	3-2 W	21-18-1
41	Jan. 3	Dallas	2-1 W (SO)	22-18-1

No	Date	Opponent	Score	Record
42	Jan. 5	Edmonton	3-2 W (OT)	23-18-1
43	Jan. 7	Florida	4-3 W (SO)	24-18-1
44	Jan. 11	Minnesota	2-5 L	24-19-1
45	Jan. 13	@ Toronto	6-1 W	25-19-1
46	Jan. 16	@ Montreal	4-0 W	26-19-1
47	Jan. 18	@ Ottawa	2-1 W	27-19-1
48	Jan. 19	@ Buffalo	3-4 O (SO)	27-19-2
49	Jan. 26	Los Angeles	2-3 O (OT)	27-19-3
50	Jan. 28	San Jose	3-1 W	28-19-3
51	Jan. 30	Columbus	2-3 O (SO)	28-19-4
52	Feb. 1	Edmonton	5-3 W	29-19-4
53	Feb. 3	@ Calgary	3-4 L	29-20-4
54	Feb. 6	@ Edmonton	5-2 W	30-20-4
55	Feb. 7	Chicago	0-3 L	30-21-4
56	Feb. 10	Atlanta	3-2 W	31-21-4
57	Feb. 14	@ Minnesota	3-2 W (OT)	32-21-4
58	Feb. 16	@ Chicago	2-1 W (SO)	33-21-4
59	Feb. 18	Colorado	5-4 W	34-21-4
60	Feb. 20	@ Anahe m	3-2 W (OT)	35-21-4
61	Feb. 22	@ Los Angeles	3-2 W	36-21-4
62	Feb. 25	@ Dallas	1-2 O (OT)	36-21-5
63	Feb. 27	@ St. Louis	1-3 L	36-22-5
64	Mar. 1	Phoenix	4-3 W	37-22-5
65	Mar. 4	Minnesota	4-3 W (SO)	38-22-5
66	Mar. 6	Tampa Bay	5-1 W	39-22-5
67	Mar. 8	@ Phoenix	4-2 W	40-22-5
68	Mar. 9	@ San Jose	2-1 W (OT)	41-22-5
69	Mar. 11	@ Anahe m	2-4 L	41-23-5
70	Mar. 13	Minnesota	2-3 O (OT)	41-23-6
71	Mar. 15	St. Louis	3-2 W (OT)	42-23-6
72	Mar. 17	Detroit	4-1 W	43-23-6
73	Mar. 19	@ Edmonton	2-1 W	44-23-6
74	Mar. 21	Nashville	2-0 W	45-23-6
75	Mar. 25	Colorado	4-5 O (SO)	45-23-7
76	Mar. 27	@ Colorado	3-0 W	46-23-7
77	Mar. 29	@ Los Angeles	4-2 W	47-23-7
78	Mar. 31	Calgary	2-3 L	47-24-7
79	Apr. 3	Los Angeles	4-2 W	48-24-7
80	Apr. 5	Colorado	1-3 L	48-25-7
81	Apr. 7	@ San Jose	4-3 W (OT)	49-25-7
82	Apr. 8	@ Phoenix	1-3 L	49-26-7

NORTHWEST DIVISION FINISH

5th (88 Points)

COACH

Alain Vigneault

GM

Dave Nonis

CAPTAIN

Markus Naslund

SCORING

Player	GP	G	A	PTS	PIM
H. Sedin	82	15	61	76	56
D. Sedin	82	29	45	74	50
Naslund	82	25	30	55	46
Pyatt	79	16	21	37	60
Kesler	80	21	16	37	79
Burrows	82	12	19	31	179
Morrison	39	9	16	25	18
Salo	63	8	12	25	38
Ohlund	53	9	15	24	79
Raymond	49	9	12	21	2
Edler	75	8	12	20	42
Pettinger	VAN 20	4	2	6	11
	WSH 56	2	5	7	25
Shannon	27	5	8	13	24
Lind	59	7	5	12	15
Mitchell	72	2	10	12	81
Bieksa	34	2	10	12	90

Player	GP	G	A	PTS	PIM
Krajicek	39	2	9	11	36
Isbister	55	6	5	11	38
Ritchie	71	3	8	11	80
Miller	57	1	8	9	32
Jaffray	19	2	4	6	19
Rypien	22	1	2	3	41
Bourdon	27	2	0	2	20
Brown	19	1	0	1	55
Cowan	46	0	1	1	110
Weaver	55	0	1	1	33
Fitzgerald	1	0	0	0	0
McIver	17	0	0	0	52
Hansen	5	0	0	0	2

Goaltender	GPI	MIN	GA	SO	AVG	W-L-T
Luongo	73	4,233	168	6	2.38	35-29-9
Sanford	16	679	32	0	2.83	4-3-1
MacIntyre	2	61	3	0	2.95	0-1-0

RESULTS

No	Date	Opponent	Score	Record
1	Oct. 5	San Jose	1-3 L	0-1-0
2	Oct. 6	@ Calgary	4-3 W (OT)	1-1-0
3	Oct. 10	Philadelphia	2-8 L	1-2-0
4	Oct. 12	@ Edmonton	5-2 W	2-2-0
5	Oct. 13	Edmonton	4-1 W	3-2-0
6	Oct. 15	San Jose	2-4 L	3-3-0
7	Oct. 19	Los Angeles	2-4 L	3-4-0
8	Oct. 21	@ Columbus	4-1 W	4-4-0
9	Oct. 22	@ Carolina	1-3 L	4-5-0
10	Oct. 24	@ Detroit	2-3 L	4-6-0
11	Oct. 26	@ Washington	3-2 W	5-6-0
12	Oct. 28	Detroit	2-3 L	5-7-0
13	Nov. 1	Nashville	0-3 L	5-8-0
14	Nov. 3	@ Colorado	4-3 W	6-8-0
15	Nov. 8	@ Calgary	3-2 W	7-8-0
16	Nov. 9	Colorado	2-1 W (OT)	8-8-0
17	Nov. 14	Edmonton	0-1 O (SO)	8-8-1
18	Nov. 16	Minnesota	6-2 W	9-8-1
19	Nov. 18	Calgary	4-1 W	10-8-1
20	Nov. 20	@ Edmonton	4-5 O (SO)	10-8-2
21	Nov. 21	@ Minnesota	4-2 W	11-8-2
22	Nov. 23	@ St. Louis	1-3 L	11-9-2
23	Nov. 25	Chicago	2-0 W	12-9-2
24	Nov. 27	Anahe m	4-0 W	13-9-2
25	Nov. 29	Columbus	2-0 W	14-9-2
26	Dec. 2	@ Minnesota	1-2 L	14-10-2
27	Dec. 5	@ Chicago	3-2 W	15-10-2
28	Dec. 6	@ Nashville	5-2 W	16-10-2
29	Dec. 8	Pittsburgh	1-2 O (SO)	16-10-3
30	Dec. 10	@ Los Angeles	2-4 L	16-11-3
31	Dec. 12	@ Anahe m	3-2 W	17-11-3
32	Dec. 13	@ San Jose	2-5 L	17-12-3
33	Dec. 15	@ Edmonton	1-2 O (SO)	17-12-4
34	Dec. 18	New Jersey	5-0 W	18-12-4
35	Dec. 20	Dallas	3-2 W	19-12-4
36	Dec. 22	@ Phoenix	2-1 O (SO)	20-12-4
37	Dec. 23	@ Colorado	1-3 L	20-13-4
38	Dec. 27	Calgary	5-3 W	21-13-4
39	Dec. 30	Anahe m	2-1 W	22-13-4
40	Dec. 31	@ Calgary	1-2 L	22-14-4
41	Jan. 3	NY Rangers	3-0 W	23-14-4

No	Date	Opponent	Score	Record
42	Jan. 8	NY Islanders	3-2 O (SO)	24-14-4
43	Jan. 10	@ San Jose	1-3 L	24-15-4
44	Jan. 11	Phoenix	3-4 L	24-16-4
45	Jan. 13	@ St. Louis	4-3 O (SO)	25-16-4
46	Jan. 15	@ Columbus	2-3 L	25-17-4
47	Jan. 17	@ Detroit	2-3 O (SO)	25-17-5
48	Jan. 19	Los Angeles	3-4 L	25-18-5
49	Jan. 21	Minnesota	2-4 L	25-19-5
50	Jan. 23	St. Louis	3-2 O (SO)	26-19-5
51	Jan. 29	Dallas	3-4 L	26-20-5
52	Jan. 31	@ Tampa Bay	3-4 L	26-21-5
53	Feb. 1	@ Florida	3-4 O (SO)	26-21-6
54	Feb. 5	@ Dallas	2-3 O (SO)	26-21-7
55	Feb. 7	@ Atlanta	2-1 W	27-21-7
56	Feb. 9	Colorado	2-6 L	27-22-7
57	Feb. 10	Chicago	3-2 W (SO)	28-22-7
58	Feb. 14	Minnesota	4-5 O (SO)	28-22-8
59	Feb. 16	Edmonton	4-2 W	29-22-8
60	Feb. 19	@ Minnesota	3-2 O (OT)	30-22-8
61	Feb. 21	@ Nashville	3-2 O (SO)	31-22-8
62	Feb. 23	Detroit	4-1 W	32-22-8
63	Feb. 27	Colorado	2-3 O (SO)	32-22-9
64	Feb. 29	Columbus	2-3 O (OT)	32-22-10
65	Mar. 2	@ Chicago	1-4 L	32-23-10
66	Mar. 4	@ Colorado	1-2 L	32-24-10
67	Mar. 6	Nashville	6-2 W	33-24-10
68	Mar. 8	St. Louis	4-2 W	34-24-10
69	Mar. 10	@ Los Angeles	2-1 W (OT)	35-24-10
70	Mar. 12	@ Anahe m	1-4 L	35-25-10
71	Mar. 13	@ Phoenix	0-2 L	35-26-10
72	Mar. 15	@ Dallas	4-3 W	36-26-10
73	Mar. 17	Phoenix	3-1 W	37-26-10
74	Mar. 20	@ Edmonton	4-1 W	38-26-10
75	Mar. 21	Minnesota	1-2 L	38-27-10
76	Mar. 25	@ Calgary	2-3 L	38-28-10
77	Mar. 26	@ Colorado	3-6 L	38-29-10
78	Mar. 28	@ Minnesota	0-4 L	38-30-10
79	Mar. 30	Calgary	6-2 W	39-30-10
80	Apr. 1	Colorado	2-4 L	39-31-10
81	Apr. 3	Edmonton	1-2 L	39-32-10
82	Apr. 5	Calgary	1-7 L	39-33-10

NORTHWEST DIVISION FINISH

1st (100 Points)

COACH

Alain Vigneault

GM

Mike Gillis

CAPTAIN

Roberto Luongo

SCORING

Player	GP	G	A	PTS	PIM
D. Sedin	82	31	51	82	36
H. Sedin	82	22	60	82	48
Kesler	82	26	33	59	61
Demitra	69	20	33	53	20
Burrows	82	28	23	51	150
Biekša	72	11	32	43	97
Edler	80	10	27	37	54
Bernier	81	15	17	32	27
Sundin	41	9	19	28	28
Wellwood	74	18	9	27	4
Ohlund	82	6	19	25	105
Salo	60	5	20	25	26
Mitchell	82	3	20	23	59
Raymond	72	11	12	23	24
Hansen	55	6	15	21	37
Pyatt	69	10	9	19	43

Player	GP	G	A	PTS	PIM	
Vaananen	VAN 3	0	1	1	0	
	PHI 46	1	9	10	22	
O'Brien	77	0	10	10	196	
Johnson	62	2	7	9	12	
Hordichuk	73	4	1	5	109	
Jaffray	14	2	2	4	14	
Rypien	12	3	0	3	19	
Davison	23	0	2	2	51	
Krog	4	1	0	1	2	
Bolduc	7	0	1	1	4	
Ouellet	3	0	0	0	0	
Goaltender	GPI	MIN	GA	SO	AVG	W-L-T
Luongo	54	3,181	124	9	2.34	33-13-7
LaBarbera	28	1,447	67	2	2.78	8-10-6
Sanford	19	973	42	1	2.59	7-8-0
Schneider	8	355	20	0	3.38	2-4-1

RESULTS

No	Date	Opponent	Score	Record
1	Oct. 9	Calgary	6-0 W	1-0-0
2	Oct. 11	@ Calgary	5-4 W (OT)	2-0-0
3	Oct. 13	@ Washington	1-5 L	2-1-0
4	Oct. 16	@ Detroit	4-3 W (OT)	3-1-0
5	Oct. 17	@ Buffalo	2-5 L	3-2-0
6	Oct. 19	@ Chicago	2-4 L	3-3-0
7	Oct. 21	@ Columbus	2-4 L	3-4-0
8	Oct. 25	Edmonton	6-3 W	4-4-0
9	Oct. 28	Boston	0-1 L	4-5-0
10	Oct. 30	@ Los Angeles	4-0 W	5-5-0
11	Oct. 31	@ Anaheim	7-6 W (SO)	6-5-0
12	Nov. 2	Detroit	2-3 L	6-6-0
13	Nov. 4	Nashville	4-0 W	7-6-0
14	Nov. 6	Phoenix	1-0 W	8-6-0
15	Nov. 8	Minnesota	2-0 W	9-6-0
16	Nov. 12	Colorado	2-1 O (SO)	9-6-1
17	Nov. 15	Toronto	4-2 W	10-6-1
18	Nov. 17	@ NY Islanders	2-1 O (SO)	10-6-2
19	Nov. 19	@ NY Rangers	6-3 W	11-6-2
20	Nov. 20	@ Minnesota	3-2 W	12-6-2
21	Nov. 22	@ Pittsburgh	3-1 W	13-6-2
22	Nov. 24	Detroit	3-2 W (OT)	14-6-2
23	Nov. 27	Calgary	3-4 L	14-7-2
24	Nov. 29	@ Calgary	1-3 L	14-8-2
25	Dec. 1	@ Columbus	2-3 L	14-9-2
26	Dec. 4	@ Detroit	5-6 L	14-10-2
27	Dec. 5	@ Minnesota	2-1 W	15-10-2
28	Dec. 7	@ Colorado	4-5 O (SO)	15-10-3
29	Dec. 9	@ Nashville	3-1 W	16-10-3
30	Dec. 13	@ Edmonton	0-3 L	16-11-3
31	Dec. 14	Florida	5-3 W	17-11-3
32	Dec. 17	Edmonton	4-2 W	18-11-3
33	Dec. 20	Chicago	1-3 L	18-12-3
34	Dec. 22	Anahe m	4-3 W	19-12-3
35	Dec. 23	@ San Jose	0-5 L	19-13-3
36	Dec. 26	Edmonton	2-3 L	19-14-3
37	Dec. 28	Ottawa	3-0 W	20-14-3
38	Dec. 30	Philadelphia	2-3 L	20-15-3
39	Jan. 1	@ Nashville	2-1 W	21-15-3
40	Jan. 2	@ Atlanta	3-4 O (SO)	21-15-4
41	Jan. 4	Dallas	2-3 O (SO)	21-15-5

No	Date	Opponent	Score	Record
42	Jan. 7	@ Edmonton	4-2 W	22-15-5
43	Jan. 9	St. Louis	4-6 L	22-16-5
44	Jan. 10	San Jose	2-4 L	22-17-5
45	Jan. 13	New Jersey	3-5 L	22-18-5
46	Jan. 15	Phoenix	1-4 L	22-19-5
47	Jan. 18	Columbus	5-6 O (SO)	22-19-6
48	Jan. 20	@ San Jose	2-1 O (OT)	22-19-7
49	Jan. 28	Nashville	3-5 L	22-20-7
50	Jan. 31	Minnesota	3-4 O (OT)	22-20-8
51	Feb. 3	Carolina	4-3 W	23-20-8
52	Feb. 7	Chicago	7-3 W	24-20-8
53	Feb. 10	@ St. Louis	6-4 W	25-20-8
54	Feb. 12	@ Phoenix	4-3 W	26-20-8
55	Feb. 13	@ Dallas	1-2 L	26-21-8
56	Feb. 15	Montreal	4-2 W	27-21-8
57	Feb. 17	@ Calgary	4-3 O (SO)	28-21-8
58	Feb. 19	@ Ottawa	5-2 W	29-21-8
59	Feb. 21	@ Toronto	3-2 W (SO)	30-21-8
60	Feb. 24	@ Montreal	0-3 L	30-22-8
61	Feb. 27	Tampa Bay	2-1 W	31-22-8
62	Mar. 1	Columbus	3-1 W	32-22-8
63	Mar. 3	Minnesota	4-2 W	33-22-8
64	Mar. 7	San Jose	3-1 W	34-22-8
65	Mar. 9	@ Los Angeles	2-3 L	34-23-8
66	Mar. 11	@ Anaheim	4-3 O (OT)	34-23-9
67	Mar. 13	Los Angeles	4-2 W	35-23-9
68	Mar. 15	Colorado	4-2 W	36-23-9
69	Mar. 17	Dallas	4-2 W	37-23-9
70	Mar. 19	St. Louis	3-0 W	38-23-9
71	Mar. 21	@ Phoenix	1-5 L	38-24-9
72	Mar. 24	@ Dallas	5-2 W	39-24-9
73	Mar. 26	@ St. Louis	2-4 L	39-25-9
74	Mar. 27	@ Colorado	4-1 W	40-25-9
75	Mar. 29	@ Chicago	4-0 W	41-25-9
76	Mar. 31	@ Minnesota	2-1 W (OT)	42-25-9
77	Apr. 2	Anahe m	5-6 O (SO)	42-25-10
78	Apr. 4	@ Edmonton	3-5 L	42-26-10
79	Apr. 5	Colorado	1-4 L	42-27-10
80	Apr. 7	Calgary	4-1 W	43-27-10
81	Apr. 9	Los Angeles	1-0 W	44-27-10
82	Apr. 11	@ Colorado	1-0 W (OT)	45-27-10

NORTHWEST DIVISION FINISH

1st (103 Points)

COACH

Alain Vigneault

GM

Mike Gillis

CAPTAIN

Roberto Luongo

SCORING

Player	GP	G	A	PTS	PIM
H. Sedin	82	29	83	112	48
D. Sedin	63	29	56	85	28
Kesler	82	25	50	75	104
Burrows	82	35	32	67	121
Samuelsson	74	30	23	53	64
Raymond	82	25	28	53	48
Ehrhoff	80	14	30	44	42
Edler	76	5	37	42	40
Salo	68	9	19	28	18
Wellwood	75	14	11	25	12
Bernier	59	11	11	22	21
Biekas	55	3	19	22	85
Demitra	28	3	13	16	0
Hansen	47	9	6	15	18
Mitchell	48	4	8	12	48
Grabner	20	5	6	11	8
Glass	67	4	7	11	115
Rypien	69	4	4	8	126

Player	GP	G	A	PTS	PIM
O'Brien	65	2	6	8	79
Johnson	58	1	4	5	12
M. Schneider	17	2	3	5	12
Rome	49	0	4	4	24
Pettinger	9	1	2	3	6
Baumgartner	12	1	1	2	2
Alberts	14	1	1	2	13
Hordichuk	56	1	1	2	142
Lukowich	13	1	1	2	4
Shirokov	6	0	0	0	2
Bliznak	2	0	0	0	0
Bolduc	15	0	0	0	13
Desbiens	1	0	0	0	2
Oberg	2	0	0	0	0

Goaltender	GPI	MIN	GA	SO	AVG	W-L-T
Luongo	68	3,899	167	4	2.57	40-22-4
Raycroft	21	967	39	1	2.42	9-5-1
C. Schneider	2	78	5	0	3.80	0-1-0

RESULTS

No	Date	Opponent	Score	Record
1	Oct. 1	@ Calgary	3-5 L	0-1-0
2	Oct. 3	@ Colorado	0-3 L	0-2-0
3	Oct. 5	Columbus	3-5 L	0-3-0
4	Oct. 7	Montreal	7-1 W	1-3-0
5	Oct. 11	Dallas	4-3 W (SO)	2-3-0
6	Oct. 16	@ Calgary	3-5 L	2-4-0
7	Oct. 17	Minnesota	2-1 W	3-4-0
8	Oct. 19	@ Edmonton	1-2 L	3-5-0
9	Oct. 21	@ Chicago	3-2 W	4-5-0
10	Oct. 24	Toronto	3-1 W	5-5-0
11	Oct. 25	Edmonton	2-0 W	6-5-0
12	Oct. 27	Detroit	4-5 L	6-6-0
13	Oct. 29	@ Los Angeles	2-1 W (SO)	7-6-0
14	Oct. 30	@ Anaheim	2-7 L	7-7-0
15	Nov. 1	Colorado	3-0 W	8-7-0
16	Nov. 3	NY Rangers	4-1 W	9-7-0
17	Nov. 5	@ Minnesota	5-2 W	10-7-0
18	Nov. 6	@ Dallas	1-2 L	10-8-0
19	Nov. 10	@ St. Louis	1-6 L	10-9-0
20	Nov. 12	@ Detroit	1-3 L	10-10-0
21	Nov. 14	@ Colorado	8-2 W	11-10-0
22	Nov. 20	Colorado	5-2 W	12-10-0
23	Nov. 22	Chicago	0-1 L	12-11-0
24	Nov. 26	Los Angeles	4-1 W	13-11-0
25	Nov. 28	Edmonton	7-3 W	14-11-0
26	Nov. 29	San Jose	2-4 L	14-12-0
27	Dec. 2	@ New Jersey	5-2 W	15-12-0
28	Dec. 3	@ Philadelphia	3-0 W	16-12-0
29	Dec. 5	@ Carolina	3-5 L	16-13-0
30	Dec. 8	@ Nashville	2-4 L	16-14-0
31	Dec. 10	Atlanta	4-2 W	17-14-0
32	Dec. 12	Minnesota	4-3 W	18-14-0
33	Dec. 14	Los Angeles	3-1 W	19-14-0
34	Dec. 16	Anaheim	2-3 L	19-15-0
35	Dec. 18	Washington	3-2 W	20-15-0
36	Dec. 20	St. Louis	1-3 L	20-16-0
37	Dec. 22	Nashville	4-1 W	21-16-0
38	Dec. 26	Edmonton	4-1 W	22-16-0
39	Dec. 27	@ Calgary	5-1 W	23-16-0
40	Dec. 29	@ Phoenix	2-3 O (SO)	23-16-1
41	Dec. 31	@ St. Louis	4-3 W (OT)	24-16-1

No	Date	Opponent	Score	Record
42	Jan. 2	@ Dallas	3-1 W	25-16-1
43	Jan. 5	Columbus	7-3 W	26-16-1
44	Jan. 7	Phoenix	4-0 W	27-16-1
45	Jan. 9	Calgary	2-3 O (SO)	27-16-2
46	Jan. 11	Nashville	2-3 L	27-17-2
47	Jan. 13	@ Minnesota	2-5 L	27-18-2
48	Jan. 16	Pittsburgh	6-2 W	28-18-2
49	Jan. 20	@ Edmonton	3-2 W (OT)	29-18-2
50	Jan. 21	Dallas	4-3 W	30-18-2
51	Jan. 23	Chicago	5-1 W	31-18-2
52	Jan. 25	Buffalo	3-2 W	32-18-2
53	Jan. 27	St. Louis	3-2 W	33-18-2
54	Jan. 30	@ Toronto	5-3 W	34-18-2
55	Feb. 2	@ Montreal	2-3 L	34-19-2
56	Feb. 4	@ Ottawa	1-3 L	34-20-2
57	Feb. 6	@ Boston	3-2 W (SO)	35-20-2
58	Feb. 9	@ Tampa Bay	1-3 L	35-21-2
59	Feb. 11	@ Florida	3-0 W	36-21-2
60	Feb. 12	@ Columbus	4-3 W	37-21-2
61	Feb. 14	@ Minnesota	2-6 L	37-22-2
62	Mar. 2	@ Columbus	4-3 W (OT)	38-22-2
63	Mar. 3	@ Detroit	6-3 W	39-22-2
64	Mar. 5	@ Chicago	3-6 L	39-23-2
65	Mar. 7	@ Nashville	4-2 W	40-23-2
66	Mar. 9	@ Colorado	6-4 W	41-23-2
67	Mar. 10	@ Phoenix	3-4 O (SO)	41-23-3
68	Mar. 13	Ottawa	5-1 W	42-23-3
69	Mar. 14	Calgary	3-1 W	43-23-3
70	Mar. 16	NY Islanders	2-5 L	43-24-3
71	Mar. 18	San Jose	3-2 W	44-24-3
72	Mar. 20	Detroit	3-4 O (OT)	44-24-4
73	Mar. 23	@ Edmonton	2-3 L	44-25-4
74	Mar. 24	Anaheim	4-1 W	45-25-4
75	Mar. 27	@ San Jose	2-4 L	45-26-4
76	Mar. 30	Phoenix	4-1 W	46-26-4
77	Apr. 1	@ Los Angeles	3-8 L	46-27-4
78	Apr. 2	@ Anaheim	5-4 W (SO)	47-27-4
79	Apr. 4	Minnesota	4-3 W (OT)	48-27-4
80	Apr. 6	Colorado	3-4 O (SO)	48-27-5
81	Apr. 8	@ San Jose	2-4 L	48-28-5
82	Apr. 10	Calgary	7-3 W	49-28-5

CANUCKS



TEAM STORE

EXCLUSIVE RETAILER OF THE **40TH ANNIVERSARY** COLLECTOR'S JERSEY

EXCLUSIVE TO
CANUCKS TEAM
STORE JERSEYS:
**1970'S
& 40TH
ANNIVERSARY**
COLLECTOR PATCHES



WHERE THE PLAYERS SHOP

GATE 6 - ROGERS ARENA
MON - SAT, 10AM - 5PM | SUN, 12PM - 5PM
closed early on game nights



PRESENTED BY







ALL-TIME

A

Adams, Greg C.	1988.89
Adams, Greg G.	1987.88 to 1994.95
Affleck, Bruce	1979.80
Agnew, Jim	1986.87 to 1987.88
	1989.90 to 1991.92

Alberts, Andrew	2009.10 to
Alexander, Claire	1977.78
Allen, Bryan	2000.01 to 2005.06
Antoski, Shawn	1990.91 to 1994.95
Arbour, John	1970.71
Arvedson, Magnus	2003.04
Ashton, Brent	1979.80 to 1980.81
Aucoin, Adrian	1994.95 to 2000.01
Auld, Alex	2001.02 to 2005.06

B

Babych, Dave	1991.92 to 1997.98
Bakovic, Peter	1987.88
Balej, Jozef	2005.06
Balon, Dave	1971.72 to 1972.73
Bannerman, Murray	1977.78
Baron, Murray	1998.99 to 2002.03
Bartel, Robin	1986.87

Baumgartner, Nolan **2002.03 to**
2005.06, 2008.09 to

Bawa, Robin	1991.92
Beech, Kris	2007.08
Belanger, Jesse	1995.96
Belland, Neil	1981.82 to 1985.86
Benning, J m	1986.87 to 1989.90
Beranek, Josef	1994.95 to 1995.96
Bernier, Steve	2008.09 to 2009.10
Berehowsky, Drake	2000.01 to 2001.02
Bergevin, Marc	2003.04
Berry, Ken	1987.88 to 1988.89
Bertuzzi, Todd	1997.98 to 2005.06

Bieksa, Kevin **2005.06 to**

Blight, Rick	1975.76 to 1980.81
--------------	--------------------

Bliznak, Mario **2009.10 to**

Block, Ken	1970.71
Boddy, Gregg	1971.72 to 1975.76
Bodger, Doug	1999.00
Bohonos, Lonny	1996.97 to 1997.98
Boldirev, Ivan	1979.80 to 1982.83

Bolduc, Alexandre **2008.09 to**

Bolonchuk, Larry	1972.73
Bonni, Ryan	1999.00
Bordeleau, Paulin	1973.74 to 1975.76
Bouck, Tyler	2003.04 to 2006.07
Boudrias, Andre	1970.71 to 1975.76
Bourdon, Luc	2006.07 to 2007.08
Boyd, Randy	1987.88 to 1988.89
Bozek, Steve	1988.89 to 1990.91
Bradley, Brian	1987.88 to 1990.91
Brasar, Per-Olov	1979.80 to 1981.82
Brashear, Donald	1996.97 to 2001.02
Bridgman, Mel	1988.89
Brochu, Martin	2001.02
Brodeur, Richard	1980.81 to 1987.88
Bromley, Gary	1978.79 to 1980.81
Brookbank, Wade	2003.04 to 2005.06
Brown, Cam	1990.91
Brown, Jeff	1993.94 to 1995.96
Brown, Mike	2000.01 to 2001.02
Brown, Mike	2007.08 to 2008.09
Brown, Sean	2005.06

Bruce, David	1985.86 to 1988.89
Bubla, Jiri	1981.82 to 1985.86
Bulis, Jan	2006.07
Bullock, Bruce	1972.73, 1974.75, 1976.77
Bure, Pavel	1991.92 to 1997.98
Burke, Sean	1997.98

Burrows, Alex **2005.06 to**

Buskas, Rod	1989.90
Butcher, Garth	1981.82 to 1990.91
Butenschon, Sven	2005.06
Butler, Jerry	1979.80 to 1981.82

C

Callander, Drew	1978.79 to 1979.80
Campbell, Colin	1980.81 to 1981.82
Caprice, Frank	1982.83 to 1987.88
Capuano, Dave	1989.90 to 1990.91
Capuano, Jack	1990.91
Carney, Keith	2005.06
Caron, Jacques	1973.74
Carriere, Larry	1976.77 to 1977.78
Carson, J mmy	1993.94
Carter, Anson	2005.06
Cassels, Andrew	1999.00 to 2001.02
Charbonneau, Jose	1988.89,

1993.94 to 1994.95

Chouinard, Marc	2006.07
Christie, Mike	1980.81
Chubarov, Artem	1999.00 to 2003.04
Ciccone, Enrico	1997.98
Cloutier, Dan	2000.01 to 2005.06
Cochrane, Glen	1985.86 to 1986.87
Connelly, Wayne	1971.72
Convery, Brandon	1997.98 to 1998.99
Cook, Bob	1970.71
Cooke, Matt	1998.99 to 2007.08
Corrigan, Mike	1970.71 to 1971.72
Coulombe, Patrick	2006.07 to 2008.09
Courtнал, Geoff	1990.91 to 1994.95
Courtнал, Russ	1994.95 to 1996.97
Courville, Larry	1995.96 to 1997.98
Cowan, Jeff	2006.07 to 2008.09
Coxe, Craig	1984.85 to 1987.88
	1989.90 to 1990.91

Craven, Murray	1992.93 to 1993.94
Crawford, Marc	1981.82 to 1986.87
Crowder, Troy	1996.97
Cullen, Ray	1970.71
Cull more, Jassen	1994.95 to 1996.97
Currie, Tony	1981.82 to 1983.84

D

Daigneault, J.J.	1984.85 to 1985.86
Dailey, Bob	1973.74 to 1976.77
Davison, Rob	2008.09
Delo me, Ron	1981.82 to 1984.85
DeMarco, Ab	1974.75 to 1975.76
Demitra, Pavol	2008.09 to 2009.10
Derlago, Bill	1978.79 to 1979.80
Desbiens, Guillaume	2009.10 to
Diduck, Gerald	1990.91 to 1994.95
Dirk, Robert	1990.91 to 1993.94
Doak, Gary	1970.71 to 1971.72
Dowd, J m	1995.96
Druken, Harold	1999.00 to 2002.03
Dunbar, Dale	1985.86
Dunn, Dave	1973.74 to 1974.75
Dyck, Ed	1971.72 to 1973.74
	1971.72 to 1973.74

E

Edler, Alexander	2006.07 to
Ehrhoff, Christian	2009.10 to
Eisenhut, Neil	1993.94
Elderbink, Anders	1981.82 to 1982.83
Ellacott, Ken	1982.83
Eriksson, Roland	1978.79
Essensa, Bob	2000.01

F

Fedorov, Fedor	2002.03 to 2003.04
Fergus, Tom	1991.92 to 1992.93
FitzGerald, Zack	2007.08 to 2008.09
Fitzpatrick, Rory	2006.07
Flockhart, Rob	1976.77 to 1978.79
Folco, Peter	1973.74
Fortier, Dave	1976.77
Fountain, Mike	1996.97
Fraser, Curt	1978.79 to 1982.83

G

Gagner, Dave	1998.99
Gamble, Troy	1986.87, 1988.89
	1990.91 to 1991.92
Gardner, George	1970.71 to 1971.72
Garrett, John	1982.83 to 1984.85
Gasoff, Brad	1975.76 to 1978.79
Gelinas, Martin	1993.94 to 1997.98
Gibson, Don	1990.91
Gillis, Jere	1977.78 to 1980.81
	1983.84 to 1984.85

Glass, Tanner **2009.10 to**

Gloor, Dan	1973.74
Glynn, Brian	1993.94
Goodenough, Larry	1976.77 to 1979.80
Gordon, Robb	1998.99
Goren, Lee	2005.06 to 2006.07
Gould, John	1973.74 to 1976.77
Gould, Larry	1973.74
Grabner, Michael	2009.10
Gradin, Thomas	1978.79 to 1985.86
Graves, Hilliard	1976.77 to 1978.79
Green, Josh	2005.06 to 2006.07
Gregg, Randy	1991.92
Grenier, Martin	2003.04
Grisdale, John	1974.75 to 1978.79
Guevremont, Jocelyn	1971.72 to 1974.75
Guy, Kevan	1988.89 to 1990.91

H

Hall, Murray	1970.71 to 1971.72
Hall, Taylor	1983.84 to 1986.87
Halward, Doug	1980.81 to 1986.87
Hammond, Ken	1991.92
Hanlon, Glen	1977.78 to 1981.82
Hansen, Jannik	2006.07 to
Hargreaves, J m	1970.71, 1972.73
Hatoum, Ed	1970.71
Hawgood, Greg	1999.00 to 2000.01
Hawkins, Todd	1988.89 to 1989.90
Hazlett, Steve	1979.80
Hedberg, Johan	2003.04
Hedican, Bret	1993.94 to 1998.99
Heinz, Rick	1981.82
Helmer, Bryan	2000.01 to 2002.03
Hendrickson, Darby	1998.99 to 1999.00
Hirsch, Corey	1995.96 to 1998.99

Hlavac, Jan 2001.02 to 2002.03
 Hlinka, Ivan 1981.82 to 1982.83
 Hodge, Charlie 1970.71
 Hodgson, Dan 1986.87 to 1988.89
 Holden, Josh 1998.99 to 2001.02
 Holloway, Bruce 1984.85
 Holt, Randy 1978.79
 Homenuke, Ron 1972.73
Hordichuk, Darcy 2008.09 to
 Huber, Willie 1987.88
 Hubick, Greg 1979.80
 Hughes, John 1979.80
 Hunter, T m 1992.93 to 1995.96
 Hurlburt, Bob 1974.75
 Huscroft, Jamie 1997.98 to 1998.99

I

Irbe, Arturs 1997.98
 Isbister, Brad 2007.08

J

Jackson, Dane 1993.94 to 1994.95
 Jaffray, Jason 2007.08 to 2008.09
 Johnson, Danny 1970.71 to 1971.72
 Johnson, Ryan 2008.09 to 2009.10
 Jokela, Mikko 2002.03
 Joseph, Chris 1996.97, 1999.00
 Jovanovski, Ed 1998.99 to 2005.06

K

Kannegiesser, Sheldon 1977.78
 Kariya, Steve 1999.00 to 2001.02
 Kavanagh, Pat 2000.01, 2002.03 to 2003.04
 Keane, Mike 2003.04
 Kearns, Dennis 1971.72 to 1980.81
 Kesa, Dan 1993.94
Kesler, Ryan 2003.04 to
 Kidd, Ian 1987.88 to 1988.89
 King, Jason 2002.03 to 2003.04
 Kirton, Mark 1982.83 to 1984.85
 Klatt, Trent 1998.99 to 2002.03
 Kocur, Joey 1995.96
 Komarniski, Zenith 1999.00, 2002.03
 Korab, Jerry 1973.74
 Kozak, Don 1978.79
 Krajicek, Lukas 2006.07 to
 Krog, Jason 2008.09
 Kron, Robert 1990.91 to 1992.93
 Krutov, Vlad mir 1989.90
 Kucera, Frantisek 1995.96 to 1996.97
 Kulak, Stu 1982.83, 1986.87
 Kurtenbach, Orland 1970.71 to 1973.74
 Kurtz, Justin 2001.02
 Kurvers, Tom 1990.91

L

LaBarbera, Jason 2008.09
 Lachance, Scott 2000.01 to 2001.02
 LaFayette, Nathan 1993.94 to 1994.95
 Lalonde, Bobby 1971.72 to 1976.77
 Lampman, Mike 1973.74
 Langdon, Darren 2002.03
 Lanthier, Jean-Marc 1983.84 to 1985.86
 Lanz, Rick 1987.88
 Larionov, Igor 1980.81 to 1986.87
 1989.90 to 1991.92

Lawless, Paul 1987.88
 LeBlanc, John 1986.87 to 1987.88
 Ledyard, Grant 1997.98
 Leeb, Brad 1999.00, 2001.02
 Leeman, Gary 1994.95
 Legace, Manny 1999.00
 Lemay, Moe 1981.82 to 1986.87
 Lemieux, Richard 1971.72 to 1973.74
 Lenardon, T m 1989.90
 Letowski, Trevor 2001.02 to 2002.03
 Lever, Don 1972.73 to 1979.80
 Levie, Craig 1986.87
 Lidster, Doug 1983.84 to 1992.93
 Linden, Trevor 1988.89 to 1997.98
 2001.02 to 2007.08
 Lindgren, Lars 1978.79 to 1983.84
 Lindgren, Mats 2002.03
 Lockett, Ken 1974.75 to 1975.76
 Logan, Dave 1979.80 to 1980.81
 Loney, Brian 1995.96
 Lowry, Dave 1985.86 to 1987.88
 Lukowich, Brad 2009.10
 Lumme, Jyrki 1989.90 to 1997.98
 Lunde, Len 1970.71

Luongo, Roberto 2006.07 to
 Lupul, Gary 1979.80 to 1985.86

M

MacAdam, Al 1984.85
 MacDonald, Blair 1980.81 to 1982.83
 MacDonald, Brett 1987.88
 MacIntyre, Drew 2007.08
 Mair, Jim 1972.73 to 1974.75
 Maki, Wayne 1970.71 to 1972.73
 Malik, Marek 2002.03 to 2003.04
 Malkoc, Dean 1995.96
 Manery, Kris 1979.80
 Maniago, Cesare 1976.77 to 1977.78
 Manno, Bob 1976.77 to 1980.81
 Marois, Mario 1980.81
 Martin, Grant 1983.84 to 1984.85
 Martin, Pit 1977.78 to 1978.79
 Mason, Bob 1990.91
 Maxwell, Brad 1986.87
 May, Brad 1997.98 to 1999.00
 2002.03 to 2003.04

Mazur, Jay 1988.89 to 1991.92
 McAllister, Chris 1997.98 to 1998.99
 McBain, Andrew 1989.90 to 1991.92
 McCabe, Bryan 1997.98 to 1998.99
 McCarthy, Kevin 1978.79 to 1983.84
 McCarthy, Steve 2005.06
 McCord, Dennis 1973.74
 McDonnell, Joe 1981.82
 McIlhargey, Jack 1976.77 to 1979.80
 McIntyre, John 1993.94 to 1994.95
 McIver, Nathan 2006.07 to 2007.08
 McKichan, Steve 1990.91
 McLean, Kirk 1987.88 to 1997.98
 McLelland, Dave 1972.73
 McNab, Peter 1983.84 to 1984.85
 McSheffrey, Bryan 1972.73 to 1973.74
 McVicar, Rob 2005.06
 Meehan, Gerry 1974.75
 Melynyk, Larry 1987.88 to 1989.90

Messier, Mark 1997.98 to 1999.00
 Michaud, Alfie 1999.00
 Miller, Aaron 2007.08
 Minor, Gerry 1979.80 to 1983.84
 Mitchell, Willie 2006.07 to 2009.10
 Mogilny, Alexander 1995.96 to 1999.00
 Mojzis, Tomas 2005.06
 Molin, Lars 1981.82 to 1983.84
 Momesso, Sergio 1990.91 to 1994.95
 Monahan, Garry 1974.75 to 1977.78
 Moran, Brad 2006.07
 Morin, Stephane 1992.93 to 1993.94
 Morrison, Brendan 1999.00 to 2007.08
 Morrison, Dave 1984.85
 Moss, Tyler 2002.03
 Muckalt, Bill 1998.99 to 1999.00
 Murphy, Rob 1987.88 to 1991.92
 Murray, Bob 1974.75 to 1976.77
 Murzyn, Dana 1990.91 to 1998.99

N

Namestnikov, John 1993.94 to 1996.97
 Naslund, Markus 1995.96 to 2007.08
 Nedved, Petr 1990.91 to 1992.93
 Neely, Cam 1983.84 to 1985.86
 Nemchinov, Sergei 1996.97
 Nill, J m 1981.82 to 1983.84
 Noonan, Brian 1996.97 to 1997.98
 Nordmark, Robert 1988.89 to 1990.91
 Noronen, Mika 2005.06
 Nycholat, Lawrence 2008.09, 2009.10

O

Oberg, Evan 2009.10 to
 Oddleifson, Chris 1973.74 to 1980.81
 Odjick, Gino 1990.91 to 1997.98
O'Brien, Shane 2008.09 to
 O'Flaherty, Gerry 1972.73 to 1977.78
 Ohlund, Mattias 1997.98 to 2008.09
 Oksiuta, Roman 1994.95 to 1995.96
 O'Neil, Paul 1973.74
 O'Sullivan, Chris 1999.00
 Ouellet, Max me 2005.06
 Ouellet, Michel 2008.09

P

Paiement, Rosaire 1970.71 to 1971.72
 Park, Richard 2005.06
 Peca, Mike 1993.94 to 1994.95
 Pederson, Barry 1986.87 to 1989.90
 Pederson, Denis 1999.00 to 2001.02
 Peterson, Brent 1985.86 to 1986.87
 Petit, Michel 1982.83 to 1987.88
 Pettinger, Matt 2007.08, 2009.10
 Plavsky, Adrien 1989.90 to 1994.95
 Popiel, Poul 1970.71 to 1971.72
 Potvin, Felix 1999.00 to 2000.01
 Pratt, Tracy 1973.74 to 1975.76
 Pr meau, Kevin 1980.81
 Pronger, Sean 2003.04
 Pyatt, Taylor 2006.07 to 2008.09

Q

Quinn, Dan 1989.90 to 1990.91
 Quinn, Pat 1970.71 to 1971.72

R

Ratushny, Dan	1992.93
Raycroft, Andrew	2009.10
Raymond, Mason	2007.08 to
Reaume, Marc	1970.71
Reid, Brandon	2002.03 to 2003.04, 2006.07
Reinhart, Paul	1988.89 to 1989.90
Richardson, Glen	1975.76
Richter, Dave	1986.87 to 1987.88
Ridley, Curt	1975.76 to 1977.78

	1979.80
Ridley, Mike	1995.96 to 1996.97
Ritchie, Byron	2007.08
Rizzuto, Garth	1970.71
Roberts, David	1996.97 to 1997.98
Robertsson, Bert	1997.98 to 1998.99
Robitaille, Mike	1974.75 to 1976.77
Rocheffort, Leon	1974.75 to 1975.76
Rohlicek, Jeff	1987.88 to 1988.89
Rohlin, Leif	1995.96 to 1996.97
Rome, Aaron	2009.10 to
Ronning, Cliff	1990.91 to 1995.96
Rota, Darcy	1979.80 to 1983.84
Rucinsky, Martin	2003.04
Ruuttu, Christian	1994.95
Ruutu, Jarkko	1999.00 to 2005.06
Ryan, Preston	2005.06 to 2006.07
Rypien, Rick	2005.06 to

S

Sabourin, Dany	2006.07
Salo, Sami	2002.03 to
Samuelsson, Mikael	2009.10 to
Sanderson, Derek	1976.77
Sanderson, Geoff	1997.98, 2003.04
Sandlak, J m	1985.86 to 1992.93

	1995.96
Sanford, Curtis	2007.08 to 2008.09
Santala, Tommi	2006.07
Saunders, David	1987.88
Scatchard, Dave	1997.98 to 1999.00
Schaefer, Peter	1998.99 to 2001.02
Schella, John	1970.71 to 1971.72
Schliebener, Andy	1981.82,
	1983.84 to 1984.85
Schmautz, Bobby	1970.71 to 1973.74
	1980.81

Schneider, Cory	2008.09 to
Schneider, Mathieu	2009.10
Schultz, Jesse	2006.07
Schwab, Corey	1999.00
Sedin, Daniel	2000.01 to
Sedin, Henrik	2000.01 to

Sedlbauer, Ron	1974.75 to 1979.80
Seguin, Danny	1970.71, 1973.74
Semak, Alexander	1996.97
Semenov, Anatoli	1992.93
Shannon, Ryan	2007.08
Sharifjanov, Vad m	1999.00
Shirokov, Sergei	2009.10 to
Sillinger, Mike	1995.96 to 1997.98
Skriko, Petri	1984.85 to 1990.91
Skudra, Peter	2001.02 to 2002.03
Slegre, Jiri	1992.93 to 1994.95,
	2003.04

	1970.71
Sly, Darryl	1978.79 to 1979.80
Smith, Brad	1988.89 to 1989.90
Smith, Doug	1973.74 to 1975.76
Smith, Gary	2003.04 to 2006.07
Smith, Nathan	2006.07
Smolinski, Bryan	1978.79 to 1990.91
Smyl, Stan	1974.75 to 1983.84
Snepsts, Harold	1988.89 to 1989.90
	1997.98 to 1999.00

	1973.74
Snow, Garth	1998.99 to 2003.04,
Sobchuk, Gene	2006.07
Sopel, Brent	1971.72

	1976.77
Speck, Fred	1976.77
Spruce, Andy	1996.97 to 1998.99
Staios, Steve	1987.88 to 1989.90
Stanley, Daryl	2000.01
Stapleton, Mike	1987.88 to 1990.91
Stern, Ronnie	1984.85
Stevens, Mike	1970.71,
Stewart, Ralph	1976.77 to 1977.78

	1971.72
Stewart, Ron	1994.95 to 1995.96
Stojanov, Alek	1973.74
Stone, Steve	1997.98 to 2001.02
Strudwick, Jason	1986.87 to 1987.88
Summanen, Ra mo	2008.09
Sundin, Mats	1982.83 to 1986.87
Sundstrom, Patrik	1986.87 to 1989.90
Sutter, Rich	

T

Tallon, Dale	1970.71 to 1972.73
Tambellini, Steve	1985.86 to 1987.88
Tannahill, Don	1972.73 to 1973.74
Tanti, Tony	1982.83 to 1989.90
Taylor, Ted	1970.71 to 1971.72
Tezikov, Alexei	2001.02
Tikkanen, Esa	1995.96 to 1996.97
Tremblay, Yannick	2006.07
Tudor, Rob	1978.79 to 1979.80

V

Vaananen, Ossi	2008.09
Vaic, Lubomir	1997.98, 1999.00
Vaive, Rick	1979.80
Valk, Garry	1990.91 to 1992.93
Vasiljevs, Herbert	2001.02
Ververgaert, Dennis	1973.74 to 1978.79
Veysey, Sid	1977.78
Vilgrain, Claude	1987.88

W

Walker, Scott	1994.95 to 1997.98
Walter, Ryan	1991.92 to 1992.93
Walton, Mike	1975.76 to 1977.78
Ward, Dixon	1992.93 to 1993.94
Ward, Ron	1971.72
Warriner, Todd	2001.02 to 2002.03
Washburn, Steve	1998.99
Weaver, Mike	2007.08
Weekes, Kevin	1998.99 to 1999.00
Weeks, Steve	1987.88 to 1990.91
Weinrich, Eric	2005.06
Wellwood, Kyle	2008.09 to 2009.10
Whitmore, Kay	1992.93 to 1994.95
Wickenheiser, Doug	1987.88
Wilcox, Barry	1972.73, 1974.75
Wiley, J m	1975.76 to 1976.77
Wilkins, Barry	1970.71 to 1974.75
Williams, Tiger	1979.80 to 1983.84
Wilson, Dunc	1970.71 to 1972.73
	1978.79

Wiste, J m	1970.71
Woodley, Dan	1987.88
Wotton, Mark	1994.95, 1996.97 to 1997.98
Wright, John	1972.73 to 1973.74

Y

York, Harry	1998.99 to 1999.00
Young, Howie	1970.71
Young, Wendell	1985.86 to 1986.87

Z

Zetterstrom, Lars	1978.79
Zevel, Peter	1997.98 to 1998.99

1

Murray Banne man, Bruce Bullock, Sean Burke, Ed Dyck, Ken Ellacott, George Gardner, Glen Hanlon, Johan Hedberg, Charlie Hodge, **Roberto Luongo**, Kirk McLean, Max me Ouellet, Peter Skudra, Gary Smith, Dunc Wilson, Wendell Young.

2

J m Agnew, Gary Doak, Jocelyn Guevre-mont, Kevan Guy, Doug Halward, Ken Ham-mond, Willie Huber, Ian Kidd, Frantisek Kucera, Craig Levie, Dave Logan, Bob Man-no, John Namestnikov, Mattias Ohlund, Mike Robitaille, Lars Zetterstrom.

3

Kevin Bieksa, Doug Bodger, Larry Bolon-chuk, Garth Butcher, Keith Carney, Bob Dailey, Anders Eldebrink, Bret Hedican, Doug Lidster, Lars Lindgren, Joe McDon-nell, Michel Petit, Pat Quinn, Brent Sopel.

4

Nolan Baumgartner, J m Benning, Luc Bourdon, Rob Davison, Ab Demarco, Gerald Diduck, Greg Hawgood, Randy Holt, John Hughes, Frantisek Kucera, Justin Kurtz, Rick Lanz, Grant Ledyard, Bryan McCabe, Aaron Miller, Brent Sopel, Mike Walton, Barry Wilkins, Mark Wotton.

5

Bryan Allen, John Arbour, Garth Butcher, Colin Campbell, Larry Carriere, **Christian Ehrhoff**, Larry Goodenough, J m Hargreaves, Sheldon Kannegiesser, Zenith Komarniski Lukas Krajcek, Bob Manno, Dana Murzyn, Tracy Pratt, John Schella, Darryl Sly, Brad Smith, Ossi Vaananen.

6

Adrian Aucoin, Dennis Kearns, Robert Nor-dmark, Adrien Plavsic, Marc Reaume, Dave Richter, **Sami Salo**, Andy Schliebener, Alexei Tezikov, Howie Young.

7

Andre Boudrias, Tony Currie, Dave Fortier, Robb Gordon, Jamie Huscroft, Gary Lupul, Pit Martin, Gerry Minor, Brendan Morrison, Barry Pederson, Don Quinn, David Roberts, Cliff Ronning, Sid Veysey.

8

Greg G. Adams, Jozef Balej, Rick Blight, Donald Brashear, Wayne Connelly, Taylor Hall, Danny Johnson, Moe Lemay, Marek Malik, Peter McNab, Gerry Meehan, Willie Mitchell, J m Nil, Bobby Schmautz, Alex Stojanov, Eric Weinrich.

9

Ivan Boldirev, Russ Courtnall, Harold Druken, Ed Hatoum, Mike Keane, Gary Leeman, Don Lever, Brad May, Andrew McBain, Taylor Pyatt, Bobby Schmautz, Mike Stapleton, Dale Tallon, Tony Tanti, Lubomir Vaic, Ryan Walter, J m Wiste.

10

Rick Blight, Brian Bradley, Pavel Bure, Drew Callander, Geoff Courtnall, Ray Cullen, Tony Currie, Bill Derlago, Anders Elde-brink, Jere Gillis, Ryan Johnson, Jean-Marc Lanthier, Moe Lemay, Trevor Letowski, Don Lever, Brad May, Dave Morrison, Brent Peterson, Bobby Schmautz, Fred Speck, Ronnie Stern, Esa Tikkanen, Dennis Ververgaert.

11

Wayne Maki, Mark Messier, Chris Odd-leifson.

12

Mike Corrigan, Rob Flockhart, Dan Gloor, Leon Rochefort, Stan Smyl, Ron Stewart, Barry Wilcox, J m Wiley.

RETIRED NOV.03.91 (SMYL).

13

Mike Brown, Artem Chubarov, Lars Lindgren, Sergei Nemchinov, Matt Pet-tinger, Mats Sundin.

14

Jesse Belanger, Lonny Bohonos, Steve Bozek, **Alex Burrows**, Bob Cook, Geoff Courtnall, Larry Courville, Peter Folco, Jere Gillis, Darby Hendrickson, Josh Holden, Scott Lachance, Moe Lemay, Blair Mac-Donald, Dennis McCord, Chris Oddleifson, Brandon Reid, Geoff Sanderson, Bobby Schmautz, Danny Seguin, Steve Stone, Raimo Summanen, Tony Tanti, Doug Wick-enheiser, J m Wiste, John Wright.

15

Brent Ashton, Neil Belland, Drake Bere-howsky, Paulin Borgeleau, Mike Brown, J.J. Daigneault, J m Dowd, Harold Druken, Tom Fergus, Dave Gagner, **Tanner Glass**, Hill-ard Graves, Pat Kavanagh, John McIntyre, Rosaire Palement, Adrien Plavsic, Sean Pronger, Byron Ritchie, Rick Rypien, Peter Schaefer, Rich Sutter, Todd Warriner.

16

Per.Olov Brasar, Brad Gassoff, Dan Hodg-son, Mark Kirtson, Stu Kulak, Trevor Linden, Don Tannahill, Ted Taylor, Barry Wilcox, J m Wiley.

RETIRED DEC.17.08 (LINDEN).

17

Drake Berehowsky, Lonny Bohonos, Jerry Butler, Drew Callander, J mmy Carson, Jose Charbonneau, Tony Currie, Larry Gould, Todd Hawkins, Jan Hlavac, **Ryan Kesler**, Jason King, Vlad mir Krutov, Paul Lawless, Bill Muckalt, Rob Murphy, Paul O'Neil, Mike Ridley, Jeff Rohlicek, Ron Sedlbauer, Danny Seguin, Vad m Sharifjanov, Patrik Sundstrom, Dixon Ward, Ron Ward, Doug Wickenheiser, John Wright, Howie Young.

18

Shawn Antoski, Steve Bernier, Ken Berry, Marc Crawford, Troy Crowder, Fedor Fedorov, Rory Fitzpatrick, Rob Flockhart, Larry Gould, John Grisdale, Ron Homenuke, Steve Kariya, Jason King, Robert Kron, Mike Lampman, Igor Larionov, J m Mair, Richard Park, Poul Popiel, Bert Robertson, Darcy Rota, Geoff Sanderson, Brad Smith, Rick Vaive, Mike Weaver.

19

Claire Alexander, Ron Delo me, Dale Dun-bar, Roland Eriksson, Steve Hazlett, Greg Hubick, T m Hunter, Richard Lemieux, Kris Manery, Mario Marois, Markus Naslund, Petr Nedved, Glen Richardson, Derek Sanderson, J m Sandlak, Ron Stewart, Dale Tallon, Rob Tudor, J m Wiley. **TO BE RETIRED DEC.11.10 (NASLUND).**

20

Drew Callander, Jose Charbonneau, Jeff Cowan, Bill Derlago, **Guillaume Desbiens**, George Gardner, J m Hargreaves, John Hughes, Ryan Kesler, Bobby Lalonde, Darren Langdon, Grant Martin, Andrew McBain, Gerry Minor, John Namestnikov, Denis Pederson, Christian Ruuttu, Dave Scatchard, Bobby Schmautz, Jesse Schultz, Alexander Semak, Anatoli Se-menov, Ronnie Stern, Steve Tambellini.

21

John Arbour, Magnus Arvedson, Peter Bak-ovic, Dave Balon, Tyler Bouck, Craig Cox, Jere Gillis, John Gould, Doug Halward, Ivan Hlinka, Josh Holden, Dennis Kearns, Zenith Komarniski, Jyrki Lumme, Rob Murphy, Cam Neely, **Mason Raymond**, Doug Smith, Bryan Smolinski, Gene Sobchuk.

22

Greg C. Adams, Gregg Boddy, Jeff Brown, Larry Courville, Craig Cox, Robert Dirk, Jocelyn Guevre-mont, Dan Hodgson, Dave Lowry, Bob Manno, Markus Naslund, Garth Rizzuto, **Daniel Sedin**, Andy Spruce, Tiger Williams, Peter Zeliz.

23

Murray Baron, Marc Bergevin, Sean Brown, **Alex Edler**, Neil Eisenhut, Martin Gelinas, Thomas Gradin, Martin Grenier, Murray Hall, Dan Hodgson, Bryan McCabe, Gerry O'Flaherty, Paul Reinhart, Garry Valk, Dan Woodley.

24

Bruce Bullock, Jack Capuano, Matt Cooke, Tony Currie, Dave Dunn, Ed Dyck, **Curt Fraser**, Don Gibson, Randy Gregg, **Darcy Hordichuk**, Tom Kurvers, Doug Lidster, Len Lunde, Bryan McSheffrey, Larry Melnyk, Garry Monahan, Michel Petit, Jiri Slegr, Ralph Stewart, Scott Walker.

25

Kris Beech, Kevin Bieksa, David Bruce, Andrew Cassels, Josh Green, Dan Kesa, Orland Kurtenbach, Nathan Lafayette, Doug Lidster, Mats Lindgren, Al MacAdam, J m Mair, Kevin McCarthy, Stephane Morin, Michel Ouellet, Matt Pettinger, J m Sandlak, **Sergei Shirokov**, Steve Staios, Ralph Stewart, Alek Stojanov, Rob Tudor.

26

Bruce Affleck, J m Agnew, Ken Block, Brandon Convery, George Gardner, T m Hunter, Bob Hurlburt, Trent Klatt, Don Kozak, Steve McCarthy, Bryan McSheffrey, Gerry Meehan, Lars Molin, Stephane Morin, Bob Murray, Martin Rucinsky, **Mikael Samuelsson**, Tommi Santala, Ryan Shannon, Mike Sillinger, Petri Skriko, Ralph Stewart, Steve Stone, Tiger Williams.

27

Shawn Antoski, Todd Bertuzzi, Randy Boyd, Mike Brown, Glen Cochrane, Brandon Convery, Craig Cox, Lee Goren, Brad Isbister, Mikko Jokela, Jerry Korab, Jason Krog, John LeBlanc, Brad Maxwell, Sergio Momesso, Leif Rohlin, Mathieu Schneider, Harold Snepsts, Mark Wotton, Harry York.

28

Luc Bourdon, Donald Brashear, Mel Bridgman, Wade Brookbank, Rod Buskas, Jerry Butler, Dave Capuano, Mike Christie, Craig Cox, Marc Crawford, Rob Flockhart, Brian Glynn, Larry Goodenough, Taylor Hall, Bryan Helmer, Chris Joseph, Joey Kocur, Jean-Marc Lanthier, John LeBlanc, Brian Noonan, Roman Oksiuta, Dan Ratushny, Yannick Tremblay, Rick Vaive, Steve Washburn.

29

Randy Boyd, Jiri Bubla, Glen Cochrane, Patrick Coulombe, Jason Jaffray, Kris Manery, Jack McIlhargey, Gino Odjick, Felix Potvin, Kevin Primeau, **Aaron Rome**, Peter Schaefer, Nathan Smith, Daryl Stanley, Herbert Vasiljevs.

30

Martin Brochu, Gary Bromley, Bruce Bullock, Frank Caprice, Jacques Caron, Ed Dyck, Mike Fountain, George Gardner, Jason LaBarbera, Ken Lockett, Cesare Maniago, Steve McKichan, Dave McLelland, Tyler Moss, Andrew Raycroft, Garth Snow, Dunc Wilson.

31

Shawn Antoski, Bruce Bullock, Troy Gamble, John Garrett, Rick Heinz, Corey Hirsch, Manny Legace, Drew MacIntyre, Bob Mason, Mika Noronen, Lubomir Vaic, Steve Weeks, Dunc Wilson.

32

J m Agnew, Peter Bakovic, Robin Bartel, Neil Belland, Tyler Bouck, Marc Chouinard, Craig Cox, Murray Craven, Bruce Holloway, Arturs Irbe, Chris Joseph, Ian Kidd, Dean Malkoc, Brad May, Lawrence Nycholat, Corey Schwab.

33

Marc Crawford, T m Lenardon, Jay Mazur, Alfie Michaud, Mike Peca, Jim Sandlak, David Saunders, **Henrik Sedin**, Mike Stevens, Steve Weeks.

34

Neil Belland, Jassen Cull more, Neil Eisenhut, Ian Kidd, Brad Lukowich, Brett MacDonald, Rob McVicar, Jeff Rohlicek, Jason Strudwick, Claude Vilgrain.

35

Alex Auld, Richard Brodeur, Bruce Bullock, Ed Dyck, Bob Essensa, Troy Gamble, Curt Ridley, Dany Sabourin, **Cory Schneider**, Kevin Weekes, Kay Whitmore.

36

J m Agnew, Ryan Bonni, Josh Green, **Jannik Hansen**, Dane Jackson, Brian Loney, Chris McAllister.

37

Brandon Reid, Jarkko Ruutu, **Rick Rypien**.

38

Jan Bulis, Pavol Demitra, Todd Hawkins, Brad Leeb.

39

Enrico Ciccone, Dan Cloutier, Brad Moran, Chris O'Sullivan.

40

Michael Grabner.

41

Andrew Alberts, Robin Bawa, Prestin Ryan, Curtis Sanford.

42

Josef Beranek, Kyle Wellwood.

43

Don Gibson, Pat Kavanagh.

44

Dave Babych, **Nolan Baumgartner**, Todd Bertuzzi, Rob Murphy.

45

Mike Brown.

46

Nathan McIver, Tomas Mojzis.

48

Cam Brown, Bert Robertsson.

49

Alexandre Bolduc, Zack FitzGerald.

52

Sven Butenschon.

55

Ed Jovanovski, **Shane O'Brien**.

58

Robert Kron.

62

Mario Bliznak.

64

Evan Oberg.

66

Gino Odjick.

71

Jiri Slegr.

72

Peter Schaefer.

77

Anson Carter.

81

Fedor Fedorov.

89

Alexander Mogilny.

96

Pavel Bure.

2010

4	115	Patrick McNally	D	Milton Academy
5	145	Adam Polasek	D	P.E.I.
6	172	Alex Friesen	C	Niagara
6	175	Jonathan Iilahti	G	SM-liiga
7	22	Sawyer Hannay	D	Halifax

2009

1	22	Jordan Schroeder	C	Minnesota
2	53	Anton Rodin	RW	U-20 Sweden
3	83	Kevin Connaught	D	Michigan
4	113	Jeremy Price	D	Nepean
5	143	Peter Andersson	D	Frolunda Jr.
6	173	Joe Cannata	G	Merrimack College
7	187	Steven Anthony	LW	Saint John

2008

1	10	Cody Hodgson	C	Brampton
2	41	Yann Sauve	D	Saint John
5	131	Prab Rai	RW	Seattle
6	161	Mats Frøshaug	LW	Linköping/Nyköping
7	191	Morgan Clark	G	Red Deer

2007

1	25	Patrick White	C	Tri-City
2	33	Taylor Ellington	D	Everett
5	145	Charles-Antoine Messier	C	Baie-Comeau
5	146	Ilja Kablukov	C	CSKA Moscow
6	176	Taylor Matson	F	Des Moines
7	206	Dan Gendur	RW	Everett

2006

1	14	Michael Grabner	RW	Spokane
3	82	Daniel Rahimi	D	Björkloven
6	163	Sergei Shirokov	RW	CSKA Moscow
6	167	Juraj Šimek	W	Kloten Jr.
7	197	Evan Fuller	C	Prince George

2005

1	10	Luc Bourdon	D	Val d'Or
2	51	Mason Raymond	LW	Camrose
4	114	Alexandre Vincent	G	Chicoutimi
5	138	Matt Butcher	C	Chilliwack
6	185	Kris Fredheim	D	Notre Dame
7	205	Mario Bliznak	C	Dubnica Jr.

2004

1	26	Cory Schneider	G	Phillips Andover Academy
3	91	Alexander Edler	D	Jamtland
4	125	Andrew Sarauer	LW	Langley
5	159	Mike Brown	RW	Michigan
6	189	Julien Ellis	G	Shawinigan
8	254	David Schulz	D	Swift Current
9	287	Jannik Hansen	RW	Rodovre

2003

1	23	Ryan Kesler	C	Ohio St.
2	60	Marc-Andre Bernier	RW	Halifax
4	111	Brandon Nolan	C	Oshawa
4	128	Ty Morris	LW	St. Albert
5	160	Nicklas Danielsson	RW	Brynäs
6	190	Chad Brownlee	D	Vernon
7	222	F.P. Guenette	C	Halifax
8	252	Sergei Topol	LW	Omsk
8	254	Nathan McIver	D	St. Michael's
9	285	Matthew Hansen	D	Seattle

2002

2	49	Kirill Koltsov	D	Omsk
2	55	Denis Grot	D	Elektrostal
3	68	Brett Skinner	D	Des Moines
3	83	Lukas Mensator	G	Karlovy Vary
4	114	John Laliberte	RW	New Hampshire
5	151	Rob McVicar	G	Brandon
7	214	Marc-Andre Roy	RW	Baie-Comeau
7	223	Ilia Krikunov	LW	Elektrostal
8	247	Matt Violin	G	Lake Superior St.
9	277	Thomas Nussli	RW	Zug
9	278	Matt Gens	D	St. Cloud St.

2001

1	16	R.J. Umberger	C	Ohio St.
3	66	Fedor Fedorov	C	Sudbury
4	114	Evgeny Gladyshev	RW	SK Magnitogorsk
5	151	Kevin Bieksa	D	Bowling Green
7	212	Jason King	RW	Halifax
8	245	Konstantin Mikhailov	C	HK Nizhnekamsk

2000

1	23	Nathan Smith	C	Swift Current
3	71	Thatcher Bell	C	Rimouski
3	93	Tim Branham	D	Barrie
5	144	Pavel Duma	C	Neftekhimik
7	208	Brandon Reid	C	Halifax
8	241	Nathan Barrett	C	Lethbridge
9	272	Tim Smith	C	Spokane

1999

1	2	Daniel Sedin	LW	MoDo
1	3	Henrik Sedin	C	MoDo
3	69	Rene Vyderney	D	Bratislava
5	129	Ryan Thorpe	LW	Spokane
6	172	Josh Reed	D	Vernon
7	189	Kevin Swanson	G	Kelowna
8	218	Markus Kankaanperä	D	JYP HT Jyväskylä
9	271	Darrell Hay	D	Tri-City

1998

1	4	Bryan Allen	D	Oshawa
2	31	Artem Chubarov	C	Dynamo
3	68	Jarkko Ruutu	LW	IFK Helsinki
3	81	Justin Morrison	RW	Colorado
4	90	Regan Darby	D	Tri-City
5	136	David Yffeldt	D	Leksand
5	140	Rick Bertram	D	Kitchener
6	149	Paul Cabana	RW	Fort McMurray
7	177	Vince Malts	RW	Hull
8	204	Graig Mischler	C	Northeastern
8	219	Curtis Valentine	LW	Bowling Green
9	232	Jason Metcalfe	D	London

1997

1	10	Brad Ference	D	Spokane
2	34	Ryan Bonni	D	Saskatoon
2	36	Harold Druken	D	Detroit
3	64	Kyle Freadrich	LW	Prince George
4	90	Chris Stanley	C	Belleville
5	114	David Darguzas	C	Edmonton
5	117	Matt Cockell	G	Saskatoon
6	144	Matt Cooke	LW	Windsor
6	148	Larry Shapley	D	Welland
7	171	Rod Leroux	D	Seattle
8	201	Denis Martyniuk	LW	Moscow
9	227	Peter Brady	G	Powell River

ALL-TIME

DRAFT SELECTIONS

1996

1	12	Josh Holden	C	Regina
3	75	Zenith Komarniski	D	Tri-City
4	93	Jonas Soling	LW	Huddinge
5	121	Tyler Prososky	C	Kelowna
6	147	Nolan McDonald	G	U. Vermont
7	175	Clint Cabana	D	Medicine Hat
8	201	Jeff Scissons	C	Vernon
9	227	Lubomir Vaic	C	HC Kosice

1995

2	40	Chris McAllister	D	Saskatoon
3	61	Larry Courville	LW	Oshawa
3	66	Peter Schaefer	LW	Brandon
4	92	Lloyd Shaw	D	Seattle
5	120	Todd Norman	LW	Guelph
6	144	Brent Sopol	D	Swift Current
7	170	Stewart Bodtker	C	Colorado
8	196	Tyler Willis	RW	Swift Current
9	222	Jason Cugnet	G	Kelowna

1994

1	13	Mattias Ohlund	D	Pitea
2	39	Robb Gordon	C	Powell River
2	42	Dave Scatchard	C	Portland
3	65	Chad Allan	D	Saskatoon
4	92	Mike Dubinsky	RW	Brandon
5	117	Yanick Dube	RW	Laval
7	169	Yuri Kuznetsov	C	Omsk
8	195	Rob Trumbley	RW	Moose Jaw
9	221	Bill Muckalt	RW	Kelowna Jr. A
10	247	Tyson Nash	LW	Kamloops
11	273	Robert Longpre	C	Medicine Hat

1993

1	20	Mike Wilson	D	Sudbury
2	46	Rick Girard	C	Swift Current
4	98	Dieter Kochan	G	Vernon Lakers
5	124	Scott Walker	D	Owen Sound
6	150	Troy Creurer	D	Notre Dame
7	176	Jevgeni Babariko	C	Nizhni Novg.
8	202	Sean Tallaire	RW	Lake Superior St.
10	254	Bert Robertsson	D	Sodertalje
11	280	Sergei Tkachenko	G	Ham. (AHL)

1992

1	21	Libor Polasek	C	TJ Vitkovice
2	40	Mike Peca	C	Ottawa
2	45	Michael Fountain	G	Oshawa
3	69	Jeff Connolly	C	St. Sebastians HS
4	93	Brent Tully	D	Peterborough
5	110	Brian Loney	RW	Ohio St. U.
5	117	Adrian Aucoin	D	Boston U.
6	141	Jason Clark	C/LW	St. Thomas Jr. B
7	165	Scott Hollis	RW	Oshawa Generals
9	213	Sonny Mignacca	G	Medicine Hat
10	237	Mark Wotton	D	Saskatoon
11	261	Aaron Boh	D	Spokane

1991

1	7	Alek Stojanov	RW	Hamilton Dukes
2	29	Jassen Cull more	D	Peterborough
3	51	Sean Pronger	C	Bowling Green
5	95	Dan Kesa	RW	Prince Albert
6	117	Jevgeni Namestnikov	D	Novgorod
7	139	Brent Thurston	LW	Spokane
8	161	Eric Johnson	RW	A mstrong HS
9	183	David Neilson	LW	Prince Albert
10	205	Brad Barton	D	Kitchener
11	227	Jason Fitz mmons	G	Moose Jaw
12	249	Xavier Majic	C	R.P.I.

1990

1	2	Petr Nedved	C	Seattle
1	18	Shawn Antoski	LW	North Bay
2	23	Jiri Slegr	D	Litvinov
4	65	Darin Bader	LW	Saskatoon
5	86	Gino Odjick	LW	Laval
7	128	Daryl Filipek	D	Ferris State
8	149	Paul O'Hagan	D	Oshawa
9	170	Mark Cipriano	RW	Victoria
10	191	Troy Neumeier	D	Prince Albert
11	212	Tyler Ertel	C	North Bay
12	233	Karri Kivi	D	Ilves

1989

1	8	Jason Herter	D	North Dakota
2	29	Rob Woodward	LW	Deerfield HS
4	71	Brett Hauer	D	Richfield HS
6	113	Pavel Bure	LW	CSKA
7	134	J m Revenberg	RW	Windsor
8	155	Rob Sangster	LW	Kitchener
9	176	Sandy Moger	RW	Lake Superior St.
10	197	Gus Morschauer	G	Kitchener
11	218	Hayden O'Rear	D	Alaska
12	239	Darcy Cahill	C	Cornwall
12	248	Jan Bergman	D	Sodertalje

1988

1	2	Trevor Linden	RW	Medicine Hat
2	33	Leif Rohlin	D	VIK
3	44	Dane Jackson	D	Vernon Jr. A
6	107	Corrie D'Alessio	G	Cornell U.
6	122	Phil von Stefenelli	D	Boston U.
7	128	Dixon Ward	RW	Red Deer Jr. A
8	149	Greg Geldart	C	St. Albert Jr. A
9	170	Roger Akerstrom	D	Lulea
10	191	Paul Constantin	C	Burlington Jr. B
11	212	Chris Wolanin	D	Illinois-Chicago
12	233	Stefan Nilsson	RW	Troja

1987

2	24	Rob Murphy	C	Laval Titans
3	45	Steve Veilleux	D	Trois-Rivieres
4	66	Doug Torrel	C	Hibbing HS
5	87	Sean Fabian	D	Hill Murray HS
6	108	Garry Valk	RW	Sherwood Pk. HS
7	129	Todd Fanning	G	Ohio St.
8	150	Viktor Tyumenev	C	Sparta
9	171	Craig Daly	D	New Hampton
10	192	John Fletcher	G	Clarkson College
11	213	Roger Hansson	F	Rogle
12	233	Neil Eisenhut	C	Langley Jr. A
12	234	Matt Evo	LW	Country Day HSW

1986

1	7	Dan Woodley	C	Portland
3	49	Don Gibson	D	Winkler
4	70	Ronnie Stern	RW	Longueuil
5	91	Eric Murano	C	Calgary Canucks
6	112	Steve Hern man	D	Cornwall
7	133	Jon Helgeson	C	Rosseau HS
8	154	Jeff Noble	C	Kitchener
9	175	Matt Merton	G	Stratford Jr. B
10	196	Marc Lyons	D	Kingston
11	217	Todd Hawkins	RW	Belleville
12	238	Vlad mir Krutov	LW	CSKA

1985

1	4	J m Sandlak	RW	London
2	25	Troy Gamble	G	Medicine Hat
3	46	Shane Doyle	D	Belleville
4	67	Randy Siska	C/LW	Medicine Hat
5	88	Robert Kron	C	Zetor Brno
6	109	Martin Hrstka	LW	Ingstad Brno
7	130	Brian McFarlane	RW	Seattle
8	151	Hakan Ahlund	RW	Orebro
9	172	Curtis Hunt	D	Prince Albert
10	193	Carl Val mont	D	U. of Lowell
11	214	Igor Larionov	C	CSKA
12	235	Darren Taylor	C	Calgary Canucks

1984

1	10	J.J. Daigneault	D	Longueuil
2	31	Jeff Rohlicek	C	Portland
3	52	David Saunders	LW	St. Lawrence U.
3	55	Landis Chaulk	LW	Calgary Wrg.
3	58	Mike Stevens	LW	Kitchener
4	73	Brian Bertuzzi	C	Kamloops Oilers
5	94	Brett MacDonald	D	North Bay
6	115	Jeff Korchiński	D	Clarkson College
7	136	Blaine Chrest	C	Portland
8	157	J m Agnew	D	Brandon
9	178	Rex Grant	G	Kamloops Oilers
10	198	Ed Lowney	RW	Boston U.
11	219	Doug Clarke	D	Colorado College
12	239	Ed Kister	D	London

1983

1	9	Cam Neely	RW	Portland
2	30	David Bruce	RW	Kitchener
3	50	Scott Tottle	RW	Peterborough
4	70	T m Lorenz	LW	Portland
5	90	Doug Quinn	D	Nana mo Is.
6	110	Dave Lowry	LW	London
7	130	Terry Maki	LW	Brantford
8	150	John Labatt	C	Minnetonka HS
9	170	Allan Measures	D	Calgary Wrg.
10	190	Roger Grillo	D	U. of Maine
11	210	Steve Kayser	D	U. of Vermont
12	230	Jay Mazur	RW	Breck HS

1982

1	11	Michel Petit	D	Sherbrooke
3	53	Yves Lapointe	LW	Shawinigan
4	71	Shawn Kilroy	G	Peterborough
6	116	Taylor Hall	LW	Regina Pats
7	137	Parie Proft	D	Calgary Wrg.
8	158	Newell Brown	C	Michigan State
9	179	Don McLaren	RW	Ottawa 67's
10	200	Al Raymond	LW	Niagara Falls
11	221	Steve Driscoll	LW	Cornwall
12	242	Shawn Green	RW	Victoria

1981

1	10	Garth Butcher	D	Regina
3	52	Jean-Marc Lanthier	RW	Sorel Blackhawk
4	73	Wendell Young	G	Kitchener
5	105	Moe Lemay	LW	Ottawa
6	115	Stu Kulak	RW	Victoria
7	136	Bruce Holloway	D	Regina
8	157	Petri Skriko	LW	Saipa
9	178	Frank Caprice	G	London
10	199	Rejean Vignola	C	Shawinigan

1980

1	7	Rick Lanz	D	Oshawa
3	49	Andy Schliebener	D	Peterborough
4	70	Marc Crawford	LW	Cornwall Royals
5	91	Darrell May	G	Portland
6	112	Ken Berry	LW	Canadian Oly.
7	133	Doug Lidster	D	Colorado College
8	154	John O'Connor	D	U. of Vermont
9	175	Patrik Sundstrom	C	Bjorkloven
10	196	Grant Martin	C	Kitchener

1979

1	5	Rick Vaive	RW	Sherbrooke
2	26	Brent Ashton	LW	Saskatoon
3	47	Ken Elacott	LW	Peterborough
4	68	Arthur Rutland	C	Sault St. Marie
5	89	Dirk Graham	RW	Regina Pats
6	110	Shane Swan	D	Sudbury Wolves

1978

1	4	Bill Derlago	C	Brandon
2	22	Curt Fraser	LW	Victoria
3	40	Stan Smyl	RW	New Westminster
4	56	Harald Luckner	C	Farjestads
4	57	Brad Smith	RW	Sudbury
6	90	Gerry Minor	C	Regina
7	107	Dave Ross	C	Portland
8	124	Steve O'Neill	LW	Providence
9	141	Charlie Antetomaso	D	Boston College
10	158	Richards Martens	G	New Westminster

1977

1	4	Jere Gillis	LW	Sherbrooke
2	22	Jeff Bandura	D	Portland
3	40	Glen Hanlon	G	Brandon
4	56	Dave Morrow	D	Calgary
4	58	Murray Bannerman	G	Victoria
5	76	Steve Hazlett	LW	St. Catharines
6	94	Brian Drumm	LW	Peterborough
7	112	Ray Creasey	C	New Westminster

1976

2	26	Bob Manno	D	St. Catharines
3	44	Rob Flockhart	LW	Kamloops Chiefs
4	62	Elmer Ray	LW	Calgary
5	80	Dick Durston	LW	Victoria
6	98	Rob Tudor	RW	Regina
7	114	Brad Rhiness	C	Kingston
8	122	Stu Ostlund	C	Michigan Tech

1975

1	10	Rick Blight	RW	Brandon
2	28	Brad Gassoff	LW	Kamloops Chiefs
3	46	No m Lapointe	G	Trois-Rivieres
4	64	Glen Richardson	LW	Hamilton Fincups
5	82	Doug Murray	LW	Brandon
6	100	Bob Watson	RW	Flin Flon Bombers
7	118	Brian Shmyr	C	New Westminster
8	136	Allan Fleck	LW	New Westminster
9	152	Bob McNiece	D	New Westminster
11	182	Sid Veysey	C	Sherbrooke

1974

2	23	Ron Sedlbauer	LW	Kitchener
3	41	John Hughes	D	Toronto Marl.
4	59	Harold Snepsts	D	Edmonton
5	77	Mike Rogers	C	Calgary
6	95	Andy Spruce	LW	London
7	113	J m Clarke	D	Toronto Marl.
8	130	Robbie Watt	LW	Flin Flon Bombers
9	147	Marc Gaudreault	D	Lake Superior St.

1973

1	3	D. Ververgeart	RW	London Knights
1	9	Bob Dailey	D	Toronto Marl.
2	19	Paulin Borgeleau	RW	Toronto Marl.
3	35	Paul Sheard	RW	Ottawa
4	51	Keith Mackie	D	Edmonton
5	67	Paul O'Neil	C	Boston U.
6	83	J m Cowell	C	Ottawa
7	99	Clay Heberton	G	Portland
8	115	John Senkpiel	LW	Vancouver Nats
9	131	Peter Folco	D	Quebec
10	147	Terry McDougall	C	Swift Current

1972

1	3	Don Lever	LW	Niagara Falls
2	19	Bryan McSheffrey	RW	Ottawa
3	35	Paul Raymer	LW	Peterborough
4	51	Ron Homenuke	RW	Calgary
5	67	Larry Bolonchuk	D	Winnipeg Jets
6	83	Dave McLelland	G	Brandon
7	99	Dan Gloor	C	Peterborough
8	115	Dennis McCord	D	London
9	131	Steve Stone	RW	Niagara Falls

1971

1	3	J. Guevremont	D	Montreal Jr.
2	17	Bobby Lalonde	C	Montreal Jr.
3	39	Richard Lemieux	C	Montreal Jr.
5	59	Mike McNiven	D	Halifax Atlantics
6	73	Tom Steeves	RW	Prince Edward Isl.
7	87	Bill Green	D	Notre Dame Univ.
8	101	No m Cherry	F	U. of Wisconsin
8	102	Bob Murphy	F	Cornwall Royals

1970

1	2	Dale Tallon	D	Toronto Marl.
2	16	J m Hargreaves	D	Winnipeg Jets
3	30	Ed Dyck	G	Calgary
4	44	Brent Taylor	F	Estevan Bruins
5	58	Bill McFadden	F	Swift Current
6	72	Dave Gilmour	LW	London

SUPPLEMENTAL DRAFT

1986	22	David Gourlie	D	U. of Denver
1987	18	Steve Johnson	RW	North Dakota
1988	2	Andy Gribble	RW	Bowling Green
	7	Steve McKichan	G	Miami of Ohio
1989	13	Jeff Napierala	RW	Lake Superior St.
1990	2	Paul Dukovac	D	Cornell U.
	6	N. Krumpschmid	C	Ferris St.
1991	13	Scott Meehan	D	U. of Lowell

JUNE 10, 1970

John Arbour from Pittsburgh for cash.

DECEMBER 3, 1970

John Arbour to St. Louis for cash.

MAY 25, 1971

Greg Boddy from Montreal for cash and a 3rd round draft pick (J m Cahoon) in 1971.

JUNE 8, 1971

Gary Bredin and John Cuniff from Detroit for Irv Spencer and Bob Dillabough.

SEPTEMBER 14, 1971

Rey Comeau to Montreal for cash.

NOVEMBER 16, 1971

Ron Stewart, Wayne Connelly and Dave Balon from NY Rangers for Gary Doak and J m Wiste.

NOVEMBER 21, 1971

Bob Cook to Detroit for cash.

MARCH 5, 1972

Ron Stewart to NY Rangers for cash.

MARCH 6, 1972

J m Niekamp from Detroit for Ralph Stewart.

MAY 14, 1973

Gary Smith and Jerry Korab from Chicago for Dale Talon.

MAY 29, 1973

Larry McIntyre and Murray Heatley from Toronto for Dunc Wilson.

DECEMBER 10, 1973

Mike Lampman from St. Louis for John Wright.

DECEMBER 27, 1973

John Gould and Tracy Pratt from Buffalo for Jerry Korab.

FEBRUARY 7, 1974

Chris Oddleifson, Fred O'Donnell and Mike Walton from Boston for Bobby Schmautz.

SEPTEMBER 15, 1974

Jacques Caron traded to Buffalo for future considerations.

OCTOBER 4, 1974

Leon Rochefort from Atlanta for cash.

OCTOBER 14, 1974

Gerry Meehan and Mike Robitaille from Buffalo for Jocelyn Guevremont and Bryan McSheffrey.

OCTOBER 16, 1974

Garry Monahan and John Grisdale from Toronto for Dave Dunn.

NOVEMBER 4, 1974

Ab Demarco from Pittsburgh for Barry Wilkins.

MARCH 9, 1975

Bob Murray from Atlanta for Gerry Meehan.

JANUARY 14, 1976

Ab Demarco to Los Angeles for a 2nd round draft pick (Brian Hill) in 1977.

JANUARY 20, 1976

Curt Ridley from Atlanta for 1st round pick (Dave Shand) in 1976.

AUGUST 23, 1976

Cesare Maniago from Minnesota for Gary Smith.

SEPTEMBER 4, 1976

Tracy Pratt to Colorado for cash.

OCTOBER 6, 1976

Ralph Stewart and Dave Fortier from NY Islanders for cash.

DECEMBER 2, 1976

Hilliard Graves and Larry Carriere from Atlanta for John Gould and a 2nd round draft pick (Brian Hill) in 1977.

JANUARY 20, 1977

Larry Goodenough and Jack McIlhargey from Philadelphia for Bob Dailey.

FEBRUARY 18, 1977

Derek Sanderson from St. Louis for cash.

NOVEMBER 4, 1977

Pit Martin from Chicago for future considerations (Murray Bannerman).

NOVEMBER 21, 1977

Sheldon Kannegiesser from Los Angeles for Larry Carriere.

JANUARY 29, 1978

Claire Alexander from Toronto for cash.

JUNE 12, 1978

Mike Walton to St. Louis for a 4th round draft pick (Harald Luckner) in 1978.

JUNE 14, 1978

Rights to Thomas Gradin from Chicago for 2nd round draft pick (Steve Ludzik) in 1980.

SEPTEMBER 13, 1978

Garry Monahan to Toronto for cash.

OCTOBER 1, 1978

Ralph Stewart to NY Islanders for cash.

NOVEMBER 17, 1978

Dunc Wilson from Pittsburgh for cash.

DECEMBER 31, 1978

Kevin McCarthy and Drew Callander from Philadelphia for Dennis Ververgaert. Don Kozak from Los Angeles for Randy Holt.

JULY 19, 1979

Chuck Amason from Minnesota for future considerations/cash.

NOVEMBER 6, 1979

Bruce Affleck and Gord Buynak from St. Louis for cash.

DECEMBER 10, 1979

Per-Olov Brasar from Minnesota for a 2nd round draft pick (Mike Sands) in 1981.

DECEMBER 21, 1979

Harold Phillippoff and Dave Logan from Chicago for Ron Sedlbauer.

JANUARY 2, 1980

Jack McIlhargey to Philadelphia for cash and future considerations.

JANUARY 4, 1980

Kris Manery from Minnesota for a 2nd round draft pick (then traded to Montreal-Kent Carlson) in 1982.

FEBRUARY 8, 1980

Darcy Rota and Ivan Boldirev from Atlanta for Don Lever and Brad Smith.

FEBRUARY 10, 1980

Curt Ridley to Toronto for cash.

FEBRUARY 18, 1980

Dave Williams and Jerry Butler from Toronto for Rick Vaive and Bill Delrigo.

FEBRUARY 28, 1980

Bruce Affleck and Gord Buynak to St. Louis for cash.

OCTOBER 6, 1980

Richard Brodeur from NY Islanders for switch of 1981 5th round draft picks (Vancouver chose Moe Lemay; NY selected Jacques Sylvestre).

NOVEMBER 11, 1980

Mario Marois and J m Mayer from NY Rangers for Jere Gillis and Jeff Bandura.

DECEMBER 8, 1980

Mike Christie from Colorado for cash.

MARCH 8, 1981

Doug Halward from Los Angeles for Gary Bromley and a 1982 5th round draft pick (Ulf Isaksson).

MARCH 10, 1981

Garry Lariviere from Quebec for Mario Marois, Garry Lariviere and Ken Berry to Edmonton for Blair MacDonald and rights to Lars Gunnar Petersson.

JULY 15, 1981

Brent Ashton and 1982 4th round draft pick (Tom Martin) to Winnipeg as compensation for signing Ivan Hlinka and Jiri Bubla.

MARCH 9, 1982

Tony Currie, J m Nill, Rick Heinz and a 4th round draft pick in 1982 (Shawn Kilroy) from St. Louis for Glen Hanlon.

JUNE 3, 1982

Rick Heinz to St. Louis for cash.

JANUARY 6, 1983

Tony Tanti from Chicago for Curt Fraser.

JANUARY 17, 1983

Mark Kirton from Detroit for Ivan Boldirev.

FEBRUARY 4, 1983

John Garrett from Quebec for Anders Eldebrink.

OCTOBER 20, 1983

Lars Lindgren to Minnesota for a 4th round draft pick (Landis Chaulk) in 1984.

JANUARY 26, 1984

Third round pick from Pittsburgh for Kevin McCarthy.

FEBRUARY 3, 1984

Peter McNab from Boston for J m Nill.

JUNE 21, 1984

Al MacAdam from Minnesota for Harold Snepsts.

AUGUST 8, 1984

Rob McClanahan from Detroit for Dave Williams.

MARCH 12, 1985

Glen Cochrane from Philadelphia for 3rd round draft pick (Don Gibson) in 1986.

JUNE 6, 1986

Barry Pederson from Boston for Cam Neely and a 1987 1st round draft pick (Glen Wesley).

JUNE 6, 1986

Dave Richter and Rich Sutter from Philadelphia for J.J. Daigneault.

OCTOBER 2, 1986

Brad Maxwell from Toronto for 5th round draft pick (Leonard Esau) in 1988.

NOVEMBER 21, 1986

Doug Halward to Detroit for a 6th round draft pick (Phil von Stefenelli) in 1988.

DECEMBER 11, 1986

Stu Kulak to Edmonton for cash.

DECEMBER 12, 1986

Dan Hodgson and J m Benning from Toronto for Rick Lanz.

MARCH 10, 1987

Raimo Summanen from Edmonton for Moe Lemay.

JUNE 1, 1987

Shane Doyle to New Jersey for a 12th round draft pick (Neil Eisenhut) in 1987.

AUGUST 27, 1987

Darren Jensen and Daryl Stanley from Philadelphia for Wendell Young and a 3rd round draft choice (K mbi Daniels) in the 1990 Draft.

SEPTEMBER 15, 1987

Kirk McLean and Greg Adams from New Jersey for Patrik Sundstrom, a 4th round draft pick in 1988 (Matt Ruchty) and a switch of 2nd round drafts in 1988. (Vancouver selected Leif Rohlin; New Jersey picked Jeff Christian).

OCTOBER 6, 1987

Mike Stevens to Boston for cash.

NOVEMBER 4, 1987

Larry Melnyk and Willie Huber from NY Rangers for Michel Petit.

MARCH 1, 1988

Paul Lawless and a 5th round draft pick (Peter White) from Philadelphia for Willie Huber.

MARCH 6, 1988

Brian Bradley, Kevan Guy and Peter Bakovic from Calgary for Craig Coxie.

MARCH 8, 1988

Steve Weeks from Hartford for Richard Brodeur.

SEPTEMBER 6, 1988

Paul Reinhart and Steve Bozek from Calgary for a 3rd round draft pick (Veli-Pekka Kautonen) in the 1989 NHL Entry Draft.

SEPTEMBER 7, 1988

Robert Nordmark and a 2nd round draft pick (Craig Darby) from St. Louis for Dave Richter.

SEPTEMBER 29, 1988

Ernie Vargas from St. Louis for Dave Lowry.

JANUARY 9, 1989

Jamie Husgen from Winnipeg for Robin Bartel.

JANUARY 25, 1989

Jose Charbonneau from Montreal for Dan Woodley.

FEBRUARY 26, 1989

Peter DeBoer from Toronto for Paul Lawless.

MARCH 7, 1989

Doug Smith and Greg C. Adams from Edmonton for John LeBlanc and a 5th round draft pick (Peter White) in 1989. T m Lenardson from New Jersey for Claude Vilgrain.

JUNE 17, 1989

Frank Caprice to Boston for 12th round draft pick (Jan Bergman) in 1989.

OCTOBER 24, 1989

Rod Buskas from Pittsburgh for 6th round draft pick (Ian Moran) in 1990.

JANUARY 8, 1990

Dan Quinn, Andrew McBain, and Dave Capuano from Pittsburgh for Tony Tanti, Barry Pederson and Rod Buskas.

FEBRUARY 26, 1990

Doug Smith to Pittsburgh for cash.

MARCH 6, 1990

Adrien Plavsic, a 1st round draft pick in 1990 (Shawn Antoski), and a 2nd round draft pick in 1991 (Craig Darby) from St. Louis for Rich Sutter, Harold Snepsts and a 2nd round draft pick (Craig Johnson) in 1990. Jyrki Lumme from Montreal for a 2nd round draft pick (Craig Darby) in 1991. Jack Capuano from NY Islanders for Jeff Rohlicek.

SEPTEMBER 7, 1990

Dave Mackey from Minnesota for future considerations.

JANUARY 12, 1991

Gerald Diduck from Montreal for a 4th round draft pick (Vlad mir Vujtek) in 1991.

JANUARY 13, 1991

Tom Kurvers from Toronto for Brian Bradley.

JANUARY 16, 1991

Petri Skriko to Boston for a 2nd round draft pick (Mike Peca) in 1992.

JANUARY 22, 1991

Brian Blad from Toronto for Todd Hawkins.

MARCH 5, 1991

Cliff Ronning, Sergio Momesso, Geoff Courtinall, Robert Dirk and a 5th round draft pick (Brian Loney) in 1992 from St. Louis for Garth Butcher and Dan Quinn. Dana Murzyn from Calgary for Ron Stern and Kevan Guy. Steve Weeks to Buffalo for cash.

JUNE 22, 1991

Dave Babych from Minnesota for Tom Kurvers.

JULY 31, 1991

Robin Bawa from Washington for cash.

DECEMBER 18, 1991

Tom Fergus from Toronto for cash.

MARCH 9, 1992

Ken Hammond from San Jose for an 8th round draft pick (C.J. Denomme) in 1992.

OCTOBER 1, 1992

Kay Whitmore from Hartford for Corrie D'Alessio and a 5th round draft pick in 1993.

NOVEMBER 3, 1992

Anatoli Semenov from Tampa Bay for Dave Capuano and a 4th round draft pick (later traded to N.J. then to Calgary – Ryan Duthie) in 1994.

DECEMBER 15, 1992

Rick Lessard from San Jose for Robin Bawa.

JANUARY 29, 1993

T m Taylor from Washington for Eric Murano.

MARCH 22, 1993

Murray Craven and a return of 1993 5th round draft pick (Scott Walker) from Hartford for Robert Kron, J m Sandlak and a 3rd round draft pick (Marek Malik) in 1993. Dan Ratushny from Winnipeg for a 9th round draft pick (Harjis Vitolinsh) in 1993.

JUNE 23, 1993

John Vanbiesbrouck from NY Rangers for Doug Lidster.

JANUARY 8, 1994

J mmy Carson from Los Angeles for Dixon Ward and a conditional pick in the 1995 NHL Entry Draft.

MARCH 14, 1994

Craig Janney and a 2nd round pick (Dave Scatchard) in the 1994 NHL Entry Draft from St. Louis as compensation for the signing of free agent Petr Nedved.

MARCH 21, 1994

Jeff Brown, Bret Hedican and Nathan Lafayette from St. Louis for Craig Janney. A 4th round draft pick (Mike Dubinsky) in 1994 from Chicago for Robert Dirk.

JUNE 29, 1994

Artur Oktyabrev from Winnipeg for a 6th round draft pick (Steve Vezina) in 1994.

FEBRUARY 15, 1995

Josef Beranek acquired from the Philadelphia Flyers in exchange for Shawn Antoski.

MARCH 10, 1995

Christian Ruuttu acquired from Chicago in exchange for Murray Craven.

MARCH 22, 1995

Adrien Plavsic to Tampa Bay in exchange for a 5th round draft pick (David Darguzas) in the 1997 NHL Entry Draft.

APRIL 7, 1995

Russ Courtinall acquired from Dallas in exchange for Greg Adams, Dan Kesa and a 5th round draft pick (later traded to LA – Jason Morgan) in 1995.

APRIL 7, 1995

Corey Hirsch acquired from New York Rangers in exchange for Nathan Lafayette.

APRIL 7, 1995

Roman Oksiuta acquired from Edmonton in exchange for Jiri Slegr.

APRIL 7, 1995

Bogdan Savenko acquired from Chicago Blackhawks in exchange for Gerald Diduck.

JULY 8, 1995

Alexander Mogilny acquired from the Buffalo Sabres in exchange for Mike Peca, Mike Wilson and 1st round pick in the 1995 NHL Entry Draft (Jay McKee).

JULY 8, 1995

Mike Ridley acquired from the Toronto Maple Leafs in exchange for Sergio Momesso.

AUGUST 24, 1995

6th round pick (Larry Shapley) in the 1997 NHL Entry Draft acquired from Edmonton for Brett Hauer.

NOVEMBER 23, 1995

Esa Tikkanen acquired from New Jersey Devils in exchange for a 2nd round draft choice (Wesley Mason) in 1996 NHL Entry Draft.

DECEMBER 19, 1995

Frantisek Kucera, J m Dowd and a 2nd round pick (Ryan Bonni) in the 1997 NHL Entry Draft acquired from Hartford in exchange for Jeff Brown and a 3rd round draft pick (later traded to Calgary – Paul Manning) in the 1998 NHL Entry Draft.

MARCH 15, 1996

Mike Sillinger acquired from Anaheim in exchange for Roman Oksiuta.

MARCH 20, 1996

Jesse Belanger acquired from Florida in exchange for future considerations (3rd round draft pick in 1996–Oleg Kvasha). Markus Naslund from Pittsburgh in exchange for Alek Stojanov. Joe Kocur acquired from NY Rangers in exchange for Kay Whitmore.

NOVEMBER 13, 1996

Donald Brashear acquired from Montreal in exchange for Jassen Cull more.

MARCH 8, 1997

Sergei Nemchinov and Brian Noonan from New York Rangers for Esa Tikkanen and Russ Courtinall.

MARCH 20, 1997

Josef Beranek to Pittsburgh for future considerations. Frantisek Kucera to Philadelphia for future considerations.

JANUARY 2, 1998

Sean Burke, Geoff Sanderson and Enrico Ciccone from Carolina for Martin Gelinas and Kirk McLean.

FEBRUARY 4, 1998

Conditional 6th round draft pick (traded back to Philadelphia on March 24) in 1998 from Philadelphia for Mike Sillinger.

FEBRUARY 4, 1998

Brad May and a 3rd round draft pick in 1999 from Buffalo for Geoff Sanderson.

FEBRUARY 5, 1998

Peter Zezel from New Jersey for a 5th round draft pick (Anton But) in 1998.

FEBRUARY 6, 1998

Bryan McCabe, Todd Bertuzzi and a 3rd round draft choice in 1998 (Jarkko Ruutu) from NY Islanders for Trevor Linden.

MARCH 3, 1998

8th round draft pick in 1998 (Graig Mischler) from Boston for Grant Ledyard.

MARCH 4, 1998

Garth Snow from Philadelphia for Sean Burke.

MARCH 7, 1998

Brandon Convery from Toronto for Lonny Bohonos.

MARCH 14, 1998

Jamie Huscroft from Tampa Bay for Enrico Ciccone.

MARCH 23, 1998

Jason Strudwick from NY Islanders for Gino Odjick.

MARCH 24, 1998

A 3rd round draft pick in 1998 (Justin Morrison) from Philadelphia for Dave Babych and a 6th round choice in 1998.

OCTOBER 19, 1998

Trent Klatt from Philadelphia for a 3th round draft pick in 2000.

JANUARY 17, 1999

Ed Jovanovski, Dave Gagner, and the rights to Kevin Weekes and Mike Brown along with a 1st round draft pick in either 1999 or 2000 from Florida in exchange for Pavel Bure, Bret Hedican and the rights to Brad Ference along with a 3rd round draft pick (in the year that Florida exercises its option to convey the 1st round pick).

MARCH 8, 1999

Future considerations from Phoenix for Jamie Huscroft.

MARCH 23, 1999

Future considerations from Anaheim for Peter Zedel (Nullified March 24, 1999).

JUNE 1, 1999

Pat Kavanagh from Philadelphia for a 3th round pick in the 1999 NHL Entry Draft.

JUNE 26, 1999

Canucks acquire the 4th overall selection in the 1999 NHL Entry Draft from Chicago in exchange for Bryan McCabe and Vancouver's 1st round choice in the 2000 or 2001 NHL Entry Draft.

JUNE 26, 1999

Canucks acquire the 1st overall selection in the 1999 NHL Entry Draft from Tampa Bay in exchange for the 4th overall selection in the 1999 Entry Draft (previously acquired from Chicago) and two 3rd round picks in the 1999 NHL Entry Draft (No. 75, which was compensatory, and No. 88, previously acquired from Buffalo).

JUNE 26, 1999

Canucks acquire the 2nd overall pick in the 1999 NHL Entry Draft (Daniel Sedin) and a 3rd round conditional draft pick in 2000 from Atlanta in exchange for the number one overall selection in the 1999 NHL Entry Draft (previously acquired from Tampa).

JUNE 26, 1999

Canucks acquire San Jose's 6th round pick in the 1999 NHL Entry Draft (Josh Reed) from the Sharks in exchange for Vancouver's 6th round selection in 2001.

OCTOBER 28, 1999

Canucks acquire Corey Schwab from the Atlanta Thrashers in exchange for a conditional draft pick in the 2000 NHL Entry Draft.

DECEMBER 19, 1999

Canucks acquire Felix Potvin and a 2nd and 3rd round pick in the 2000 NHL Entry Draft from the NY Islanders, in exchange for Bill Muckalt, Dave Scatchard and Kevin Weekes.

JANUARY 14, 2000

Canucks acquire Vadim Sharifjanov from New Jersey, in exchange for a 2nd round pick in the 2000 NHL Entry Draft. The deal also includes the two teams exchanging 3rd round selections in the 2000 NHL Entry Draft.

MARCH 14, 2000

Canucks acquire Brendan Morrison and Denis Pederson from New Jersey, in exchange for Alexander Mogilny.

JUNE 24, 2000

Canucks acquire a Conditional Draft Pick in 2001 from Phoenix in exchange for Brad May.

JUNE 24, 2000

Canucks trade their 2nd round pick in the 2000 NHL Entry Draft to Atlanta for their 2nd round pick in 2001. Also part of the deal sees the two teams swap 3rd round picks in the 2001 NHL Entry Draft.

DECEMBER 28, 2000

Canucks acquire Mike Stapleton from the NY Islanders, in exchange for their ninth round pick in the 2001 NHL Entry Draft.

FEBRUARY 7, 2001

Canucks acquire Dan Cloutier from Tampa Bay, in exchange for Adrian Aucoin and a 2nd round pick in the 2001 NHL Entry Draft.

FEBRUARY 15, 2001

Future considerations (2002 3rd round draft pick – Lukas Mensator) from Los Angeles Kings for Felix Potvin.

MARCH 9, 2001

Canucks acquire Drake Berehowsky from the Nashville Predators, in exchange for a 2001 (Atlanta's) 2nd round pick.

NOVEMBER 10, 2001

Canucks acquire Trevor Linden and a 2nd round pick in the 2002 or 2003 NHL Entry Draft, in exchange for Vancouver's 1st round pick in 2002 and 3rd round pick in 2003.

DECEMBER 17, 2001

Canucks acquire Jan Hlavac and a 3rd round draft pick in the 2002 NHL Entry Draft from Philadelphia, in exchange for Donald Brashear and a 6th round draft pick in 2002.

DECEMBER 28, 2001

Canucks acquire Tyler Bouck, Trevor Letowski, Todd Warriner and a 3rd round draft choice in 2003 from Phoenix, in exchange for Drake Berehowsky and Denis Pederson.

JUNE 23, 2002

Canucks acquire Jeff Farkas from Toronto in exchange for Josh Holden.

JUNE 26, 2002

Canucks acquire future considerations from Toronto in exchange for Ryan Bonni.

SEPTEMBER 4, 2002

Canucks acquire Tomas Mojzis from Toronto in exchange for Brad Leeb.

SEPTEMBER 21, 2002

Canucks acquire Sami Salo from Ottawa in exchange for Peter Schaefer.

NOVEMBER 1, 2002

Canucks acquire Darren Langdon and Marik Malik from Carolina in exchange for Harold Druken and Jan Hlavac.

JANUARY 20, 2003

Canucks acquire Chris Herperger and Chris Nielson from Atlanta in exchange for Jeff Farkas.

JANUARY 24, 2003

Canucks acquire Mikko Jokela from New Jersey in exchange for Steve Kariya.

FEBRUARY 5, 2003

Canucks acquire future considerations from Philadelphia in exchange for Todd Warriner.

MARCH 11, 2003

Canucks acquire Brad May from Phoenix in exchange for future considerations.

JULY 25, 2003

Canucks acquire Martin Grenier from Phoenix in exchange for Bryan Helmer.

AUGUST 25, 2003

Canucks acquire Johan Hedberg from Pittsburgh in exchange for a 2nd round draft pick in 2004.

OCTOBER 30, 2003

Canucks acquire Sean Pronger from Columbus in exchange for Zenith Komarniski.

DECEMBER 17, 2003

Canucks acquire Wade Brookbank from Nashville in exchange for future considerations.

JANUARY 17, 2004

Canucks trade Jiri Slegr to Boston for future considerations.

FEBRUARY 16, 2004

Canucks acquire Peter Sarno from Edmonton in exchange for Tyler Moss.

MARCH 9, 2004

Canucks acquire Martin Rucinsky from the NY Rangers in exchange for Martin Grenier and R.J. Umberger.

MARCH 9, 2004

Canucks acquire Marc Bergevin from Pittsburgh in exchange for a 7th round pick in the 2004 NHL Entry Draft.

MARCH 9, 2004

Canucks acquire Geoff Sanderson from Columbus in exchange for a 3rd round pick in the 2004 Entry Draft.

MARCH 9, 2004

Canucks acquire Sergei Varlamov from St. Louis in exchange for Ryan Ready.

MARCH 9, 2004

Canucks acquire Sylvain Blouin from Montreal in exchange for Rene Vyderney.

JUNE 26, 2004

Canucks acquire Dallas' 3rd round selection in the 2004 NHL Entry Draft in exchange for a 3rd round draft pick in 2005.

AUGUST 3, 2005

Canucks trade Brent Sopol to NY Islanders in exchange for a conditional pick in the 2006 NHL Entry Draft (3rd round).

AUGUST 22, 2005

Canucks acquire Steve McCarthy from Chicago in exchange for a 3rd round pick in the 2007 NHL Entry Draft.

SEPTEMBER 9, 2005

Canucks acquire Craig Darby from Tampa Bay in exchange for future considerations.

OCTOBER 7, 2005

Canucks acquire Jozef Balej and a conditional pick in the 2006 NHL Entry Draft from the NY Rangers in exchange for Fedor Fedorov.

DECEMBER 2, 2005

Canucks acquire Maxime Ouellet from Washington in exchange for a 5th round pick in the 2006 NHL Entry Draft.

MARCH 9, 2006

Canucks acquire Mika Noronen from Buffalo in exchange for a 2nd round pick in the 2006 NHL Entry Draft.

MARCH 9, 2006

Canucks acquire Sean Brown from New Jersey in exchange for a 4th round pick in the 2006 NHL Entry Draft.

MARCH 9, 2006

Canucks acquire Eric Weinrich from St. Louis in exchange for Tomas Mojzis and a 3rd round pick in the 2006 NHL Entry Draft.

MARCH 9, 2006

Canucks acquire Keith Carney and Juha Alen from Anaheim in exchange for Brett Skinner and a 2nd round pick in the 2006 NHL Entry Draft.

MARCH 9, 2006

Canucks acquire a 4th round pick in the 2007 NHL Entry Draft from Atlanta in exchange for Steve McCarthy.

JUNE 23, 2006

Canucks acquire Roberto Luongo, Lukas Krajcek and a 6th round pick in the 2006 NHL Entry Draft from Florida in exchange for Bryan Allen, Alex Auld and Todd Bertuzzi.

JULY 5, 2006

Canucks acquire a 2nd round pick in the 2007 NHL Entry Draft and a pick (TBD) in 2009 from Los Angeles in exchange for Dan Cloutier.

JULY 14, 2006

Canucks acquire Taylor Pyatt from Buffalo in exchange for a 4th round pick in the 2007 NHL Entry Draft.

JANUARY 24, 2007

Canucks acquire Colby Genoway from Anaheim in exchange for Joe Rullier.

FEBRUARY 26, 2007

Canucks acquire Brent Sopol from LA Kings in exchange for a 2nd round pick in 2007 or 2008 and a 4th round pick in the 2008 NHL Entry Draft.

FEBRUARY 26, 2007

Canucks acquire Bryan Smolinski from the Chicago Blackhawks in exchange for a 2nd round pick in the 2007 NHL Entry Draft.

JUNE 23, 2007

Canucks acquire Ryan Shannon and a conditional pick from Anaheim in exchange for Jason King and a conditional pick.

JUNE 23, 2007

Canucks acquire Jimmy Sharrow from Atlanta in exchange for Jesse Schultz.

AUGUST 1, 2007

Canucks acquire Zack FitzGerald from St. Louis in exchange for F.P. Guenette.

FEBRUARY 26, 2008

Canucks acquire Matt Pettinger from Washington in exchange for Matt Cooke.

JULY 4, 2008

Canucks acquire Steve Bernier from Buffalo in exchange for a 2nd round pick in 2010 and a 3rd round pick in the 2009 NHL Entry Draft.

SEPTEMBER 2, 2008

Canucks acquire Lawrence Nycholat from Ottawa in exchange for Ryan Shannon.

OCTOBER 6, 2008

Canucks acquire Shane O'Brien and Michel Ouellet from the Tampa Bay Lightning in exchange for Lukas Krajcek and Juraj Simsek.

DECEMBER 9, 2008

Canucks trade James Sharrow to the Chicago Blackhawks in exchange for a conditional draft pick in 2009.

DECEMBER 30, 2008

Canucks acquire Jason LaBarbera from the Los Angeles Kings in exchange for a 7th round draft pick in 2009.

FEBRUARY 4, 2009

Canucks acquire Nathan McIver from the Anaheim Ducks in exchange for Mike Brown.

AUGUST 28, 2009

Canucks acquire Christian Ehrhoff and Brad Lukowich from the San Jose Sharks in exchange for Daniel Rahmi and Patrick White.

MARCH 3, 2010

Canucks acquire Yan Stastny from the St. Louis Blues in exchange for Pierre-Edric Labrie.

MARCH 3, 2010

Canucks acquire Sean Zimmerman and a 2010 sixth-round conditional pick from the Phoenix Coyotes in exchange for Mathieu Schneider.

MARCH 3, 2010

Canucks acquire Andrew Alberts from the Carolina Hurricanes in exchange for a 2010 third round draft pick.

JANUARY

JANUARY 1

2010: Ryan Kesler is named to Team USA for the 2010 Winter Olympics. He would go on to win a silver medal.

JANUARY 4

1984: Thomas Gradin earns his 408th career point, moving past Don Lever as the Canucks all-time scoring leader. Vancouver and Los Angeles play to a 3-3 tie.

JANUARY 5

1993: Pavel Bure receives 246,447 fan votes, becoming the first Canuck player to be voted to play in the NHL All-Star game.

2006: The Vancouver Canucks are awarded two penalty shots in a single period for the second time in franchise history. Alexandre Burrows is unsuccessful at 0-34 and Jarkko Ruutu scores at 17:58 of the third period at Chicago.

JANUARY 7

2009: Roberto Luongo is named to the 2009 NHL All-Star Game in Montreal. Luongo's third All-Star nomination in three seasons as a Vancouver Canuck.

2010: Alex Burrows registers a hat trick and Roberto Luongo posts a shutout. It is just the second time in franchise history a hat trick and shutout are registered in the same game.

JANUARY 8

2003: Canucks Head Coach Marc Crawford earns the right to coach the Western Conference All-Star Team at the 53rd NHL All-Star Game, becoming the first Canucks Head Coach to do so.

JANUARY 9

1987: Pat Quinn, Head Coach of Los Angeles Kings, who has accepted the position of President and General Manager of the Vancouver Canucks, is suspended from the league by NHL President John Ziegler. Ziegler also levies fines on Vancouver and Los Angeles.

JANUARY 10

1998: Messier reaches the 1,000 assist plateau on a Mogilny goal vs Florida becoming only the sixth player in NHL history to reach the milestone. Messier joins the list with Gretzky, Coffey, Howe, Dionne and Bourque.

JANUARY 12

1996: Bret Hedican appears at the NHL All-Star Game after completing one revolution of the ice surface in a time of 13:47.7 seconds at the Vancouver Canucks Super Skills competition on December 16th. Hedican places second behind Mike Gartner who finishes the lap in 13:38.6 seconds.

JANUARY 13

2000: Mark Messier is named to the North American All-Star Team. It is the 14th time Messier has been named an All-Star.

2004: The Canucks win their eighth consecutive road game establishing a new club record. The previous record of five straight wins on the road had been accomplished five times.

JANUARY 14

1978: Canucks iron man Don Lever plays in his 437th consecutive game, a club record, but suffers a broken cheekbone and misses the next five games.

JANUARY 15

2002: Canucks officially change the name of their charitable arm from Canuck Foundation to the Canucks For Kids Fund.

JANUARY 16

2003: Trevor Linden becomes only the second player in Canucks history to play 800 games in a Canucks uniform. Stan Smyl was the first.

JANUARY 17

1988: Stan Smyl scores two goals in a 6-5 victory over Winnipeg. His second goal is the 250th of his career.

1999: Canucks acquire Ed Jovanovski, Dave Gagner, Mike Brown, Kevin Weekes and a 1st round draft pick in the 1999 or 2000 NHL Entry Draft from Florida in exchange for Pavel Bure, Bret Hedican, Brad Ference and a 3rd round pick (in the year that Florida exercises the right to convey the 1st round pick to Vancouver).

2003: Canucks Head Coach Marc Crawford becomes the team's all-time leader with his 143rd win behind the Canucks bench. He surpasses the record held by Harry Neale. Crawford finishes the 2002-03 season with 161 wins.

2008: Markus Naslund plays in his 1000th NHL game at Detroit, becoming the fifth Canuck and 226th player in League history to accomplish this feat.

JANUARY 18

1998: The NHL All-Star Game is held in Vancouver for the first time since Jan. 25, 1977. The North American All-Stars defeat the World Team All-Stars 8-7. Mark Messier plays for North America and records a goal and an assist. Pavel Bure plays for the World Team and records an assist.

JANUARY 19

1971: Rookie defenceman Dale Tallon is the first player to represent Vancouver in the NHL All-Star Game, played at Boston Garden.

1972: Andre Boudrias becomes the first Canuck in history to reach 100 career points in a 6-1 win at Pittsburgh.

1993: Vancouver loses 5-2 to the defending Stanley Cup champion Pittsburgh Penguins, ending the club's 18-game home unbeaten streak.

JANUARY 20

1976: Dennis Ververgaert represents Vancouver in the NHL All-Star Game, played in Philadelphia. He scores two goals ten seconds apart in the third period, to set an All-Star Game record.

1995: Canucks open their 25th season in the NHL with a 1-1 tie vs Dallas Stars at the Pacific Coliseum. The season was postponed until a new Collective Bargaining Agreement was reached. The CBA agreement was reached on January 13, 1995.

JANUARY 21

1975: Gary Smith becomes the first Canuck to be voted to the NHL All-Star Game, held in the Montreal Forum. Smith plays 30:43 for the Clarence Campbell Conference, backing up starter Bernie Parent. Defenceman Tracy Pratt also represents Vancouver in the Wales Conference 7-1 victory.

JANUARY 24

1976: Chris Oddleifson becomes the first Canuck to tally two short-handed goals in one game, scoring twice in the second period vs Toronto in a 5-5 tie.

1999: Head Coach Mike Keenan is relieved of his duties. Marc Crawford is hired as the 15th Canucks Head Coach in history.

1999: Mattias Ohlund and Markus Naslund play for the World All-Stars in the 1999 NHL All-Star Game in Tampa Bay, Florida. Ohlund records a goal and an assist while Naslund adds an assist. The North American All-Stars win the game 8-6 with Wayne Gretzky named MVP.

JANUARY 25

1977: The NHL All-Star Game is played in Vancouver's Pacific Coliseum. Defenceman Harold Snepsts represents the Canucks. The Campbell Conference loses 4-3 to the Wales Conference.

JANUARY 27

1996: The Canucks debut the 'Third Jersey' vs the New York Islanders in a 6-3 win at General Motors Place. The Canucks 'Third Jersey' colours are red, accented with yellow and black.

JANUARY 28

2002: Defenceman Brent Sopel is named NHL Player of the Week. Sopel becomes the first defenceman that season to win the award.

2002: Markus Naslund records his second hat trick of the season, and takes over the NHL lead for points scored with 57. This marks the first time in club history that a Canucks player has led the League in scoring after January 1st.

JANUARY 29

1974: For the first time, the Canucks have two representatives in the NHL All-Star game, right winger Bobby Schmautz and defenceman Jocelyn Guevremont.

JANUARY 30

1992: The Canucks defeat Chicago 4-1 at home to post the first winning record (7-3-1) in the month of January in club history.

2010: Alex Burrows sets a franchise record for most goals in the month of January with his 15th goal after scoring two goals against the Toronto Maple Leafs. During the month, he also recorded hat tricks in back-to-back games to become the third Canuck to accomplish the feat.

JANUARY 31

1978: Rick Blight scores two goals as Canucks defeat Washington 4-2 for the franchise's 200th victory.

FEBRUARY

FEBRUARY 1

1975: Ken Lockett becomes the first Canucks goalie to surrender a penalty shot goal when Steve Atkinson of Washington beats him.

2002: Markus Naslund is named NHL Player of the Month for January.

2002: Longtime Canucks P.A. Announcer and Canucks Alumni member John Ashbridge is presented with the NHL Alumni "7th Man Award." The presentation is made during the 52nd NHL All-Star Weekend, recognizing a member of the NHL Family who has contributed behind the scenes for a significant period of time.

FEBRUARY 2

2002: For the second straight season, Ed Jovanovski and Markus Naslund represent the Canucks at the NHL All-Star game. Naslund scores the game-winning goal on his way to a three point night (2-1-3), while Jovanovski notches a goal for the North American Team.

2003: The Canucks are represented at the 53rd NHL All-Star Game in Florida by Markus Naslund, Todd Bertuzzi and Ed Jovanovski. The Canucks coaching staff of Marc Crawford, Jack McIlhargey and Mike Johnston also represent Vancouver. It is the largest Canucks representation at an NHL All-Star Game.

FEBRUARY 3

2006: Head Coach Marc Crawford becomes the third youngest coach in NHL history to accumulate 400 wins after Vancouver celebrated a 3-1 victory against Calgary. Only Scotty Bowman

(43 years, 148 days) and Glen Sather (44 years, 198 days) were younger than Marc Crawford (44 years, 335 days old) to reach the 400 win mark.

FEBRUARY 4

1978: Murray Bannerman plays the third period of a 5-1 loss to Chicago and does not allow a goal. He remains the only Canuck goaltender who has never been scored on.

2001: Ed Jovanovski and Markus Naslund play in the 2001 NHL All-Star game in Colorado. Naslund is a member of the World Team and records a goal and an assist. Jovanovski notches an assist for the North American Team.

2002: Todd Bertuzzi ties the club record for consecutive games with a point. The 15-game streak ties Petr Nedved's mark set back in 1992-93 and equaled the longest streak in the NHL during the 2001-02 season. Bertuzzi records 19 points (7-12-19) during the 15 games.

FEBRUARY 6

2004: Longtime Canucks employee Norm Jewison is named the 2004 NHL Alumni "7th Man." The "7th Man Award" is awarded annually to a member of the NHL family who has contributed behind the scenes for a significant period of time. In Norm's case, he began working for the Vancouver Canucks prior to the 1977-78 season. He was formally presented his award at the NHL Alumni All-Star Awards Dinner in Minneapolis, Minnesota.

2006: Henrik Sedin is named the NHL's Offensive Player of the Week for the period ending Sunday, February 5, 2006. He recorded 7 points (2-5-7) in three games played.

FEBRUARY 7

1996: Dave Babych appears in his 1,000th NHL game. Babych joins Ryan Walter and Pit Martin as the only three players to appear in their 1,000th game in a Canucks uniform. Babych becomes the 109th player in NHL history to play in 1,000 regular season NHL games.

FEBRUARY 8

2001: The Canucks and the San Jose Sharks play to the first scoreless draw in Vancouver. The game marks the third time in Canucks history they have played to a zero-zero tie.

FEBRUARY 9

1971: Rosaire Pailment sets a club record with four goals against Buffalo in a 6-3 victory.

FEBRUARY 10

1981: Winger Tiger Williams and defenceman Kevin McCarthy are both voted to the Campbell Conference Team for the NHL All-Star Game held at the Los Angeles Forum.

FEBRUARY 11

1982: NHL history is made when referee Kerry Fraser awards Vancouver two penalty shots in the same period. Thomas Gradin and Ivan Hlinka both convert their opportunities on Detroit goaltender Gilles Gilbert. Hlinka's shot comes with 30 seconds remaining in the third period and gives the Canucks a 4-4 tie.

FEBRUARY 13

1998: Mattias Ohlund (Sweden), Jyrki Lumme (Finland) and Pavel Bure (Russia) become the first Canucks players to play in the Olympic Games during the season. The NHL closes for a two week "Winter Break" to allow NHL players to play in Nagano, Japan. Bure won a silver medal and Lumme won a bronze.

FEBRUARY 16

1971: Rosaire Pailment becomes first Canuck to earn five points in a game with three goals and two assists in a 5-4 victory over the defending Stanley Cup champion Boston Bruins.

Andre Boudrias becomes the first Vancouver player to score 20 goals, followed by Paiement, who tallies his 20th later that same period.

2004: Trevor Linden becomes the Canucks all-time leader in games played after recording his 897th game in a Canucks uniform. The record of 896 had been held by Stan Smyl since 1990/91. Linden finished the 2003/04 season having played in 919 games with Vancouver.

FEBRUARY 17

2003: Dan Cloutier is named NHL Player of the Week for the period ending February 16th.

FEBRUARY 18

2007: Trevor Linden plays his 1,300th career NHL game versus Colorado. In 1,300 games played the Canucks veteran recorded 364 goals, 482 assists and 846 points.

FEBRUARY 22

1981: Dennis Kearns retires as the Canucks all-time leader in games played (677) and the all-time leading scorer among Canuck defencemen with 321 points.

FEBRUARY 23

2001: The Canucks travel to Belleville, Ontario from Toronto by train and participate in an outdoor game of shinny. The game is versus the Belleville Bobcats, a minor hockey team that Marc Crawford played for growing up.

2003: Markus Naslund scores his 40th goal of the season, becoming the first player in Canucks history with 40 or more goals in three straight seasons. Also, in the same game, Dan Cloutier wins his 30th game of the season, becoming the first goaltender in Canucks history to post back-to-back 30 (plus) win seasons.

FEBRUARY 24

2002: Ed Jovanovski and Canucks Vice President of Player Personnel Steve Tambellini, help Team Canada win its first Olympic Gold Medal in Ice Hockey in 50 years. The Canucks hold an open practice and show the Gold Medal broadcast before more than 9,000 fans, the largest single gathering in Canada for the game.

2003: Brendan Morrison is named NHL Player of the Week for the period ending February 23rd.

FEBRUARY 25

1971: Canucks are victimized by the Boston Bruins, who score three goals in an NHL record 20 seconds.

2003: Canucks defeat Atlanta 8-0 to extend their club record unbeaten streak to 14 games. The streak consists of 10 wins and four ties, including a 5-0-2 record at both home and on the road.

FEBRUARY 27

1985: Stan Smyl scores his 187th career goal to pass Don Lever as the Canucks all-time leading goal scorer. Vancouver loses 11-5 in Detroit.

1996: Trevor Linden passes Don Lever's team record of 437 consecutive games played vs Pittsburgh in a 4-7 loss. Linden had not missed one NHL regular season game since October 4, 1990.

1997: Martin Gelinac becomes the ninth player in Canucks history to record four goals in a single game. Gelinac recorded the goals in Vancouver vs the Phoenix Coyotes. The previous Canucks player to score four goals in a single game was Pavel Bure on October 12, 1992 vs Winnipeg.

FEBRUARY 28

1986: Richard Brodeur becomes the first Canuck netminder to register 100 career wins in a 3-1 victory vs Philadelphia.

FEBRUARY 29

1984: Patrik Sundstrom collects a goal and six assists for a seven point night, setting new team records for assists and points in one game, as the Canucks win 9-5 in Pittsburgh. Sundstrom becomes only the third player in NHL history to earn six assists in a road game, after Detroit's Billy Taylor (7 in 1947 vs Chicago) and Boston's Bobby Orr (6 in 1973 vs Vancouver).

1996: Alexander Mogilny records his 50th goal of the season vs the St. Louis Blues at General Motors Place. Mogilny joins Pavel Bure (60 goals in 1992/93, 1993/94) as the only two Canucks to score 50 goals in a single NHL season. Mogilny finishes the season with 55 goals, 52 assists in 79 games played.

1996: Alexander Mogilny becomes the fourth player in NHL history to score 50 goals with two NHL teams (Buffalo/Vancouver). Pierre Larouche (Pittsburgh/Montreal), Wayne Gretzky (Edmonton/Los Angeles) and Pat LaFontaine (New York Islanders/Buffalo) are the other three.

MARCH

MARCH 1

1993: Pavel Bure scores his 50th goal against Grant Fuhr of the Buffalo Sabres in a neutral site game at Hamilton's Cops Coliseum. It is Bure's 63rd game. Dixon Ward and Robert Dirk assist on the historic goal. Canucks win 5-2.

MARCH 2

2000: Mark Messier records a point, giving him 1,700 for his career. Messier becomes only the fourth player in NHL history to record 1,700 points.

MARCH 7

1995: Canucks President and General Manager Pat Quinn signs a five-year contract extension.

MARCH 8

1985: Thomas Gradin scores the 500th point of his NHL career, becoming first Canuck to reach the milestone. Vancouver defeats Los Angeles 4-3.

2004: Trevor Linden records two assists to become the Canucks all-time leader in points scored by notching his 673rd point. Linden finishes the season with 680 points, surpassing the long standing club record previously held by Stan Smyl (672).

MARCH 9

1973: Andre Boudrias scores on Roger Crozier in the first penalty shot awarded to a Vancouver player. The Canucks defeat Buffalo 5-2.

2007: Roberto Luongo posts his 39th win of the season in San Jose setting a new franchise record for wins by a Vancouver goaltender in a single season.

2010: Roberto Luongo appears in his 600th game, becoming the fourth youngest goaltender in League history to do so and only the 37th goalie in League history.

MARCH 10

2001: Markus Naslund scores his 39th goal to become the highest scoring Canucks captain in a single season. Stan Smyl recorded 38 goals in 1982/83.

2005: The National Hockey League's Board of Governors approves the 50 per cent acquisition of the Vancouver Canucks to the Aquilini Investment Group.

2007: Mattias Ohlund collected his 300th career point with an assist vs the Kings on March 10th at the Staples Center in Los Angeles.

2010: Daniel and Henrik Sedin, along with their wives, donate \$1.5 million to BC Children's Hospital.

MARCH 12

2002: Artem Chubarov becomes the first player in NHL history to have his first four career goals all be game-winners. Nine players previously held the record with three game-winners to begin a career.

MARCH 13

1976: Vancouver plays its only penalty-free contest as neither the Canucks nor New York Rangers are assessed any penalties by referee Lloyd Gilmour. Canucks lose 7-3 to the Rangers.

2007: Canucks centre, Brendan Morrison plays his 500th consecutive NHL game. By the end of the season, Morrison played 512 consecutive games and held the League iron man record.

MARCH 14

1973: Dunc Wilson collects the first assist awarded to a Canuck goalie on a goal by Andre Boudrias. The goal marks the sixth straight game Boudrias has scored, setting a club record. Vancouver defeats California Seals 5-2.

1995: Kirk McLean appears in his 378th game as a Vancouver Canuck passing Richard Brodeur's record of 377 games played as a Canucks goaltender.

2006: The Vancouver Canucks and CHUM Radio announce Team 1040 as the exclusive radio carrier of Canucks games for six seasons, beginning in 2006.07.

MARCH 16

2010: Henrik Sedin becomes the all-time leader in assists, registering his 416th assist as a Canuck and passing Trevor Linden. Henrik would finish the season with 83 assists for a career total of 434.

MARCH 19

1971: Rosaire Paiement scores his 30th goal of the season, becoming the first Canuck ever to reach that mark. Vancouver defeats Pittsburgh 6-4.

MARCH 20

1993: Ryan Walter plays in his 1,000th NHL game against the New York Islanders at the Pacific Coliseum.

2000: Markus Naslund is named NHL Player of the Week. In three games, Naslund has three goals and five assists.

MARCH 21

2001: Markus Naslund and Mattias Ohlund are named to the 2002 Swedish Men's Olympic Hockey Team.

2005: Canucks Vice-President and Assistant General Manager Steve Tambellini is appointed as Team Canada's General Manager for the 2005 IIHF Men's World Hockey Championship in Austria, April 30 to May 15, 2005. Tambellini's appointment as GM marks the eighth time that he has represented Canada in either an executive position or as a player.

MARCH 22

1988: Stan Smyl becomes the first Canuck to play in 800 regular season games. Vancouver loses a 5-3 decision in Toronto.

MARCH 23

1984: Tony Tanti scores his 43rd and 44th goals of the year, including one in overtime in a 4-3 win over Winnipeg, to set a record for goals in a season.

1994: Pavel Bure scores his 50th goal on an empty net vs the LA Kings.

1996: The Canucks pass a season high attendance record on March 23rd vs Calgary. Vancouver recorded 28 sellout games at General Motors Place with a total of 729,629 people attending home games. An average of 17,795 people per game.

MARCH 24

1992: Kirk McLean backstops the Canucks to a 4-2 win at Minnesota, earning his club record 38th win.

2003: Todd Bertuzzi is named NHL Player of the Week for the period ending March 23rd.

MARCH 25

1973: Don Tannahill scores his second NHL hat trick in a 7-4 Canuck victory over Toronto. He is the first Canucks rookie to register 20 goals, finishing the season with 22.

1996: Alexander Mogilny records his 100th point of the season vs Los Angeles by assisting on Cliff Ronning's goal in the first period. Mogilny becomes the second Canuck to record 100 points in a season. Pavel Bure records 107 points (60-47-107) during the 1993-94 season and 110 points (60-50-110) during the 1992-93 season.

MARCH 26

1997: Gino Odjick passes his previous record and Canucks record of 370 penalty minutes in a single season (1992-93) by recording his 371st penalty minute (fighting) in a game vs. the Anaheim Mighty Ducks. Odjick's 371 penalty minutes makes him the NHL's most penalized player during the 1996-97 season.

2002: Trevor Linden plays the 1,000th game of his NHL career. Through his first 1,000 games, Linden played 758 games for Vancouver, 107 with the New York Islanders, 107 with Montreal and 28 with Washington. Linden becomes the fourth player to reach the milestone while with Vancouver (Dave Babych, Ryan Walter, Pitt Martin).

2002: Goaltender Dan Cloutier sets a new club record with his seventh shutout of the season, posting a 4-0 win over the Los Angeles Kings.

MARCH 27

1982: Coach Harry Neale is handed a 10-game suspension by the NHL for his involvement in an altercation with the crowd in Canucks Mar. 20th game in Quebec City. Defenceman Doug Halward is given a seven game suspension. Roger Neilson takes over as coach and Canucks win 7-2 over Calgary.

1999: Adrian Aucoin scores two goals (20th & 21st of the season) vs Montreal to break the Canucks record of most goals by a defenceman in a single season. The previous record was set by Doug Halward who scored 19 goals in the 1982-83 season.

2000: Canucks defenceman Mattias Ohlund is nominated for the Bill Masterton Memorial Trophy. The award, voted on by the Professional Hockey Writers Association, is for sportsmanship, perseverance and dedication to hockey.

2003: Markus Naslund records his 100th point of the season, becoming only the third player in team history to reach the 100 point mark (Bure, Mogilny). Naslund finished the year with 104 points.

2004: Marc Crawford becomes the first coach in Canucks history to win at least 200 games. The club's all-time leader in wins, Crawford, reaches the milestone when Vancouver defeated the Dallas Stars 3-2 in overtime.

MARCH 28

1971: Vancouver sets a club record with 11 goals in an 11-5 win over the California Seals.

1996: Pat Quinn takes over as Head Coach of the Vancouver Canucks, replacing Rick Ley who was hired as Head Coach on August 10, 1994.

MARCH 29

1983: Stan Smyl scores two goals and establishes a new club record with 88 points in one season, as Canucks lose 7-4 to Edmonton. Darcy Rota collects two assists and establishes a club record 14-game point streak.

2003: Canucks establish a new club record with 103 points, eclipsing the previous record of 101 set in 1992-93. The club

finishes the season with 104 points. With the 5-1 road win at Los Angeles, the Canucks also establish a new team record for road wins with 23.

2006: The Canucks record their 40th win of the 2005-06 season at home versus the Wild. The win represents the fourth consecutive 40 (plus) win season and the seventh overall in club history.

2007: Vancouver announces the four-year contract extension of defenceman Sami Salo. Salo set career highs with 14 goals and 37 points in the season.

MARCH 30

1984: Patrik Sundstrom earns two points to set a club record for points in a season (91) in a 3-3 tie with Minnesota. Tony Tanti scores his 45th goal of the year, also a club record.

APRIL

APRIL 1

1989: Trevor Linden becomes the first Canucks rookie to score 30 goals in a season. Vancouver loses 6-4 in L.A.

1993: Pavel Bure scores a third period goal against goaltender Pat Jablonski of Tampa Bay, becoming the first Canucks player to reach the 100 point mark. Canucks win 5-3. He finishes the season with a club record 110 points.

APRIL 2

1975: Ken Lockett becomes first Canucks netminder to register consecutive shutouts as Vancouver earns its team-record eighth shutout of the season, 4-0 over California.

1993: Frank Griffiths is named to the Hockey Hall of Fame in the Builders' Category.

APRIL 3

1999: Adrian Aucoin scores his 18th power play goal of the season. With the goal, Aucoin ties a NHL record for most power play goals by a defenceman in a season with 18. Denis Potvin also had 18 power play goals for the New York Islanders in 1975-76.

2004: The Canucks won the Northwest Division title for the first time in 11 years with a 5-2 win versus the Edmonton Oilers. They finished the season with 101 points, tying the second highest total in club history. It marked the fourth time in club history that they have won a division title.

2004: Vancouver plays its final regular season game of the 2003-04 season before a sold-out General Motors Place. The Canucks sell-out every regular season home game for the first time in club history.

APRIL 4

1994: Pavel Bure is named NHL Player of the Month for March after scoring 19-11-30 in 16 games. It is the second highest point total in any one month in Canucks history. Bure joins goaltender Kirk McLean as the only Vancouver player to receive the award.

APRIL 5

1980: Thomas Gradin ties club mark for most goals by a centre with his 30th goal in the season finale. Stan Smyl becomes only NHL player to lead his team in goals (31), assists (47), points (78) and penalty minutes (204) in one year.

APRIL 6

1979: Ron Sedlbauer finishes the season as the first 40-goal scorer in club history.

APRIL 7

1993: Kirk McLean backstops Vancouver to a 5-4 overtime win over Edmonton, earning his club record 127th career victory, passing Richard Brodeur.

1994: Chairman and team owner Frank A. Griffiths passes away after a lengthy illness. In his memory, the players wear a patch on their uniform with the inscription "2 points F.G.," Mr. Griffiths' signature phrase.

2007: Vancouver establishes a new franchise record with their 49th win of the season at San Jose. The win also secures the highest point total in club history (105) and clinches first place honours in the Northwest Division.

2007: Roberto Luongo sets a new career-high 47 wins in 76 games played. The career best season ranks tied for second all-time in the NHL alongside Bernie Parent's record set in 1973-74.

APRIL 8

1982: Tiger Williams scores at 14:20 of overtime to give Vancouver its first playoff overtime win, 2-1 over Calgary.

APRIL 9

1989: Vancouver evens its playoff series with Calgary at two games each, following a 5-3 win at home. Trevor Linden sets a new club record with four points in a game, scoring 1-3-4. The Canucks also set a new team playoff mark with four power play goals.

APRIL 10

1982: The Canucks win a playoff series for the first time, sweeping the Flames in three straight as Vancouver wins 3-1 in Calgary. Richard Brodeur was brilliant, forging a 1.55 average in the three games, stopping 103 of 108 shots in the series.

APRIL 11

1993: Pavel Bure scores his 60th goal in a 6-3 win over Calgary at the Pacific Coliseum.

2010: Henrik Sedin becomes the first player in franchise history to capture the Art Ross Trophy as the NHL leading scorer. He sets franchise records in points (112) and assists (83) in the process.

APRIL 12

1999: Garth Snow and the Canucks shutout the Calgary Flames 2-0 at the Saddledome in Calgary. The shutout is Snow's sixth of the season, which ties a club record for most shutouts in a single season. Snow ties Gary Smith's team record as Smith recorded six shutouts in the 1974-75 campaign.

APRIL 13

1975: Following a first-round bye for finishing first in the Smythe Division, the Canucks appear in their first playoff game, a 6-2 loss to the Canadiens in the Montreal Forum.

1989: Vancouver, playing in the sixth game of a playoff series for the first time in franchise history, forces a seventh and deciding game with a 6-3 home ice win over the Flames. The Canucks explode for four second period goals, setting club playoff records for fastest two goals (0:15) and fastest three goals (2:18).

1994: Pavel Bure scores his 60th goal of the season becoming just the eighth player in NHL history to twice score 60 or more goals in a season.

2002: Canucks finish the regular season with 254 goals, to lead the NHL in goal scoring for the first time in franchise history.

2006: Trevor Linden plays in his 1,000th career game in a Canucks uniform, making him the first player in franchise to reach this milestone.

APRIL 14

1999: Mark Messier records one assist in a game at home versus the Calgary Flames. With the assist, he passes Gordie Howe for fourth on the all-time career NHL assist list with 1,050.

2000: Adrian Aucoin, Ed Jovanovski, Andrew Cassels, Brendan Morrison and Todd Bertuzzi are all named to represent Team Canada at the World Hockey Championships in Russia. Peter Schaefer also represents Canada in the tournament.

APRIL 15

1975: Garry Monahan scores the game-winner as the Canucks record their first playoff win, 2-1 over Montreal in the Forum.

1993: Vancouver comes from behind to defeat Los Angeles 8-6, breaking the 100 point barrier for the first time. Vancouver finishes with 101 points and a record 46 wins.

2006: In the last regular season home game of the season, the Canucks defeat the Colorado Avalanche 4-3 in overtime in front of a capacity crowd. This marks the 127th consecutive sell-out and the second straight season in which all 41 regular season home games were sold-out.

APRIL 16

1992: The Canucks close out the 1991/92 regular season with a 4-4 tie against Calgary, setting franchise records for points (96) and wins (42).

APRIL 17

1975: Vancouver's first ever home playoff game was a 4-1 loss to Montreal. John Gould scored the first playoff goal by a Canuck in the Pacific Coliseum.

APRIL 18

1992: Pavel Bure is named NHL Rookie-of-the-Month for March/April.

APRIL 19

1975: Canucks are shutout in the playoffs for the first time, 4-0 at home to Montreal. Ken Dryden earned the shutout.

APRIL 21

1982: Vancouver eliminates Los Angeles from the playoffs with a 5-2 home ice win, taking the series 4-1. Darcy Rota ties club playoff mark for goals in a series (4). Stan Smyl sets new records for assists (5) and points in a series (7). Smyl also earns points in a team record sixth straight playoff game (2-6-8).

APRIL 22

1975: Canucks participate in their first playoff overtime game, losing 5-4 to Montreal. Guy Lafleur, with his third game-winning goal of the series, scores the winner at 17:06 of overtime.

APRIL 23

2008: Canucks name Mike Gillis the tenth General Manager in club history. Gillis previously served as a NHL player representative for 15 years.

2010: Mikael Samuelsson ties a franchise record for most goals recorded in a playoff series with his seventh goal in Game 5 versus the Los Angeles Kings. His seven goals would lead the League in postseason scoring through the first round.

APRIL 25

2006: Canucks relieve Head Coach Marc Crawford of his coaching duties.

APRIL 27

1982: Vancouver takes the opening game of the Campbell Conference championship, defeating Chicago 2-1 in Chicago Stadium. Jm Nilsson scores the winning goal at 28:58 of overtime in the longest game in Canuck history. Richard Brodeur

stopped 46 of 47 shots by Chicago, while Canucks had 41 shots against Tony Esposito.

APRIL 30

1994: Pavel Bure scores at 2:20 of the second overtime period to give Vancouver a 4-3 win over Calgary and the club's third straight overtime win in a come-from-behind seven game playoff series. It is Vancouver's first seven game playoff series win.

MAY

MAY 1

1982: History is made when Vancouver plays its first game in the month of May. Canucks defeat Chicago 4-3.

MAY 4

2001: Goaltender Dan Cloutier is added to Team Canada's World Championship Roster.

MAY 6

1982: Vancouver scores a team playoff record six goals to beat Chicago 6-2, eliminating the Blackhawks 4-1. Canucks are presented with the Clarence Campbell Trophy.

2004: David Nonis is promoted to the position of Senior Vice-President and General Manager assuming responsibility for the leadership of the team. In his first act as General Manager, Nonis appoints Steve Tambellini to the position of Vice President and Assistant General Manager.

MAY 7

1995: The Canucks make their fifth straight playoff appearance with a 2-1 loss vs. St. Louis. The Canucks went on to defeat the Blues four games to three.

MAY 8

1982: Canucks make their first ever appearance in the Stanley Cup Final in Long Island. Vancouver loses 6-5 in overtime to the Islanders, as Mike Bossy scores at 19:58 of OT. Thomas Gradin ties club mark with two goals and an assist.

MAY 14

1973: Canucks trade their original first round draft pick (1970) Dale Tallon to Chicago for goaltender Gary Smith and defenceman Jerry Korab.

MAY 15

1995: In Game Five of their Conference Quarterfinal series versus the St. Louis Blues, the Canucks tally two shorthanded goals 17 seconds into the second period. They would go on to win 6-5 and set an NHL playoff record for the fastest two shorthanded goals by one team. The Canucks pass the old mark of 0:24 set by the 1978 Montreal Canadiens versus Detroit on April 23, 1978. Christian Ruutu scores at 4:31 of the second period, followed by Geoff Courtnall at 4:48.

MAY 16

2000: The Canucks are nominated for the World Sports Humanitarian Hall of Fame's Pro Team Community Award.

MAY 22

1970: Vancouver is awarded a National Hockey League franchise.
1994: Kirk McLean records his second consecutive playoff shutout over the Toronto Maple Leafs. McLean blanks the Leafs 4-0 in Game 3 and 2-0 in Game 4, both at the Pacific Coliseum. The shutouts give McLean four in the playoffs, equalling an NHL record.

2001: President and General Manager Brian Burke is named the "Executive of the Year" by The Sporting News.

ON THIS DAY | IN CANUCKS HISTORY

MAY 27

1992: Ryan Walter is named the Bud Light/NHL Man-of-the-Year for his work within the community.

JUNE

JUNE 2

1994: Vancouver plays hockey in the month of June for the first time in Game Two of the Stanley Cup Final. NY Rangers win 3-1 at Madison Square Gardens. Pavel Bure has his 16 game point streak, two games shy of the NHL record, snapped.

JUNE 3

1997: The Vancouver Canucks unveil a new logo, uniform and team colours to the city of Vancouver in a day-long event which started with players appearing all over the city and was highlighted by a kick off rally at the Vancouver Art Gallery.

JUNE 4

1996: Tom Renney is hired as Head Coach of the Vancouver Canucks becoming the 13th head coach in Canucks history.

2001: Canucks unveil their new mascot at Canuck Place. The new mascot, an orca whale, was later named Fin through a contest.

JUNE 5

2001: The Canucks reach a new five-year deal with the Manitoba Moose of the AHL, to be the club's new farm team.

JUNE 7

1989: The Canucks have three finalists for the NHL's major trophies for the first time in club history. At the awards presentation ceremonies, Trevor Linden finishes second in Calder Trophy voting, Bob McCammon is runner-up for the Jack Adams Trophy and Kirk McLean is third in voting for the Vezina Trophy.

JUNE 8

1989: Trevor Linden is named The Hockey News Rookie-of-the-Year, as selected via fan balloting.

JUNE 10

1970: Vancouver makes defenceman Gary Doak (from Boston) its first selection in the NHL expansion draft. Other top selections were, in order: Orland Kurtenbach, Ray Cullen, Pat Quinn and Rosaire Paiement.

JUNE 11

1970: Canucks make defenceman Dale Tallon of Toronto Marlboros their first selection in the Amateur Draft, behind Buffalo's choice of Gilbert Perreault.

2008: Trevor Linden announces his retirement after 19 NHL seasons, recording 867 points (375-492-867) in 1382 regular season games with the Canucks, Montreal Canadiens, New York Islanders and Washington Capitals. In 1991/92, Linden is named Canucks captain, becoming the youngest captain in the NHL at 21 and served in this position for seven seasons. Linden also played in 124 Stanley Cup Playoff games, recording 99 points (34-65-99) and 104 penalty minutes. Of his 124 playoff games, 118 came in a Canucks uniform, highlighted by his 25 points (12-13-25) in 24 games during the Canucks 1994 Stanley Cup run that concluded in a Game 7 versus the New York Rangers. Linden played in his final game on April 5, 2008 versus the Calgary Flames.

JUNE 12

2003: The National Hockey League Players' Association announce that Markus Naslund is the recipient of the 2003 Lester B. Pearson Award for most outstanding player during the NHL regular season, as voted by members of the NHLPA.

Senator Frank Mahovlich, member of the Hockey Hall of Fame and Honorable member of the Canadian Senate, presented the award to Naslund in a ceremony hosted by John Davidson at the Hockey Hall of Fame.

JUNE 14

1994: Kirk McLean sets an NHL record for minutes played in the playoffs (1,544) but the Canucks lose Game 7 of the Stanley Cup Final 3-2 to the NY Rangers.

2007: Canucks Head Coach, Alain Vigneault is named winner of the Jack Adams Award at the 2007 NHL Awards Show in Toronto. Vigneault earns Coach of the Year honours after leading Vancouver to a franchise record 49 wins and season-high 105 points. Vigneault was a finalist for the Jack Adams Award while serving as Head Coach of the Montreal Canadiens in the 1999/00 season.

JUNE 16

1992: Pavel Bure receives the Calder Trophy as the League's top rookie, becoming the first Vancouver player to win a post-season award. Head Coach Pat Quinn captures the Jack Adams trophy as NHL Coach of the Year, the first coach to win the award with two different teams. Quinn also receives Coach of the Year honours by the Sporting News and the Hockey News. Goaltender Kirk McLean is voted a Second Team All-Star, the first Canuck to earn All-Star status.

1994: Pavel Bure is selected the NHL's First Team All-Star Right Winger. He is the first and only Canuck to achieve the honor. It is the same day he signs a multi-year contract with the Canucks that makes him the highest paid player in franchise history.

JUNE 18

1996: Goaltender Corey Hirsch is named to the NHL All-Rookie Team. Hirsch finishes the season with a 2.93 GAA after appearing in 41 games for a record of 17-14-6.

1999: The Canucks announce Jack McIlhargey and Mike Johnston as Assistant Coaches of the club, joining Head Coach Marc Crawford. The team also announces Stan Smyl as the new Head Coach of the Syracuse Crunch, Vancouver's top minor-league affiliate.

JUNE 19

2000: The Canucks reach a deal with the Kansas City Blades of the IHL, to be the team's new farm team.

JUNE 20

2006: Alain Vigneault named the 16th Head Coach in Vancouver Canucks history.

JUNE 21

2010: Canucks name Claude Noel as new head coach of AHL affiliate, the Manitoba Moose.

JUNE 22

1998: Brian Burke is hired as President and General Manager of the Vancouver Canucks.

2007: Aquilini Investment Group complete the purchase of the Vancouver Canucks after acquiring the 50 percent interest of former partner, John McCaw, becoming the first local ownership group of the franchise in more than a decade.

JUNE 25

2009: Canucks Equipment Manager Pat O'Neill and Head Athletic Trainer Mike Burnstein are added to the Team Canada support staff for the 2010 Winter Olympics in Vancouver.

JUNE 26

1999: The Canucks make three trades on the morning of the NHL Entry Draft in Boston to secure the second and third overall selections. With the picks, Canucks President and General

Manager, Brian Burke selects Daniel and Henrik Sedin of Modo in the Swedish Elite League.

JUNE 28

2001: Canucks extend the contract of captain Markus Naslund through the 2004.05 season. Naslund set new career highs with 41 goals and 75 points in 2000.01.

JULY

JULY 1

1989: Canucks President Pat Quinn flies to Moscow and signs Soviet star centre Igor Larionov to a multi-year contract.

JULY 3

1991: Stan Smyl retires as the Canucks all-time leader in games played (896), goals (262), assists (411) and points (673). He is named Assistant Coach.

JULY 4

1996: Canucks Equipment Manager Pat O'Neill becomes the first recipient of the Larry Ashley Award. The Larry Ashley Award is presented to the trainer or equipment manager that best exemplifies the character and commitment to excellence displayed by Ashley throughout his career.

JULY 5

2006: Vancouver Canucks and Manitoba Moose name Scott Arniel as Head Coach of the AHL affiliate.

JULY 6

2010: Canucks and Rogers Communications Inc. announce an alliance giving Rogers the arena naming and telecommunication sponsorship rights.

JULY 8

1995: Canucks reunite former Junior Hockey teammates Alexander Mogilny and Pavel Bure by acquiring Mogilny and a 5th round pick in exchange for Mike Peca, Mike Wilson and their 1st round pick (14th overall) at the 1995 NHL Entry Draft.

JULY 13

1999: The Canucks sign unrestricted free agent Andrew Cassels.

JULY 17

1997: Trail Smoke Eaters' trainer Ken Caputo becomes the second recipient of the Larry Ashley Award.

JULY 22

2005: National Hockey League owners unanimously ratify the new collective bargaining agreement, bringing an official end to the 310-day lockout. One day prior, NHL players formally accepted the new deal with 87 percent of the membership voting in favour of the deal.

JULY 28

1997: The Vancouver Canucks sign unrestricted free agent Mark Messier.

1999: 1999 First Round Draft Picks, Daniel and Henrik Sedin, both sign their first NHL contract with the Canucks.

AUGUST

AUGUST 10

1994: Rick Ley is hired as Head Coach of the Vancouver Canucks, becoming the 12th coach in the Canucks history.

AUGUST 15

2005: The Vancouver Canucks and Manitoba Moose name Alain Vigneault as the Moose's Head Coach.

AUGUST 18

1998: David Nonis is named Senior Vice-President, Hockey Operations. Steve Tambellini is named Vice-President, Player Personnel, Mike Penny is named Vice-President, Amateur Scouting and Shawn Dineen is named Professional Scout.

AUGUST 20

1996: Team Canada and Team U.S.A. play a pre-tournament game for the inaugural World Cup of Hockey at General Motors Place.

AUGUST 29

1996: Team Canada defeats Team Russia 5-3 at General Motors Place in the first game of the World Cup of Hockey tournament. Trevor Linden plays for Canada while Alexander Mogilny plays for Team Russia. Trevor Linden records one assist in the game on a goal by Vincent Damphousse.

1996: The National Hockey League announces the 1998 NHL All-Star game will be played at General Motors Place. This is the second NHL All-Star Game to be played in Vancouver; the other was in 1977.

SEPTEMBER

SEPTEMBER 8

1995: Pavel Bure changes jersey numbers from #10 to #96.

SEPTEMBER 15

2000: Canucks complete the American Airlines/NHL Challenge in Stockholm, Sweden. The Canucks held training camp in Sweden and defeated MoDo 5-2 and Djurgarden 2-1 to win the exhibition tournament.

2000: Canucks name Markus Naslund team captain in Stockholm, Sweden, following their overtime victory over Djurgarden. Naslund becomes the 11th captain in Canucks history.

2004: Unable to reach an amicable deal for both the NHL and NHLPA, NHL commissioner Gary Bettman announces a lockout.

SEPTEMBER 16

1995: Head Medical Trainer, Larry Ashley, passes away after battling a lengthy illness. Larry cared for Canucks players for 14 seasons and, in his memory, players wear the initials "LA" on their helmets. In recognition of Larry's service and contribution to the Vancouver Canucks Hockey Club, the training centre at General Motors Place is named the "Larry Ashley Training Facility."

2001: The Canucks hold their annual Blue-Silver intra-squad game at General Motors Place. Club raises \$134,250.25 for the American Red Cross Disaster Relief Fund in support of September 11th.

SEPTEMBER 21

1992: Play-by-play broadcaster Jim Robson is named to the Hockey Hall of Fame.

SEPTEMBER 23

1995: The Vancouver Canucks play their first pre-season game at General Motors Place. Jeff Brown scored the first goal in the new facility in the Canucks 4-3 win over the Mighty Ducks of Anaheim.

SEPTEMBER 25

2001: Canucks new mascot is officially named "Fin." The name was chosen from more than 2,000 fan entries.

SEPTEMBER 28

1995: Trevor Linden signs a multi-year deal.

SEPTEMBER 30

2008: Roberto Luongo is named the 12th captain in team history. He is the first goaltender in Canucks history to be named captain and the first goaltender in League history to be named captain since Montreal's Bill Durnan in 1947-48. Mattias Ohlund, Willie Mitchell and Ryan Kesler are named alternate captains.

OCTOBER

OCTOBER 2

2001: Canucks unveil their new "Third Jersey" at a downtown press conference. The new "Third Jersey" is predominantly a two-colour jersey with a strong deep red and deep blue, accented with silver. It is the second alternate jersey in team history.

OCTOBER 3

1997: Trevor Linden passes Canucks' captaincy on to Mark Messier while team is in Tokyo, Japan for "GAME ONE '97." Messier becomes 10th captain in team history.

OCTOBER 4 & 5

1997: "GAME ONE '97" The Vancouver Canucks play the Mighty Ducks of Anaheim in a two-game series at Yoyogi Arena in Tokyo, Japan. The two split the games by a score of 3-2 in each game. It marked the first NHL game in history to be played outside North America. Scott Walker becomes the first player to score a NHL regular season goal outside North America. Attendance is 10,500 (sellout) for both games.

OCTOBER 5

1989: Canucks open their 20th NHL campaign with a 4-1 setback to the Edmonton Oilers. Igor Larionov and Vladimir Krutov become the first Soviet players ever to appear in a Canucks uniform.

OCTOBER 6

2002: Introduced by royal trumpets while entering on a red carpet, Queen Elizabeth II drops the ceremonial first puck before an exhibition game between Vancouver and San Jose. The British monarch, who last attended a hockey game 51 years ago, drops the puck between Canucks captain Markus Naslund and Mike Ricci of the Sharks. The 76-year-old monarch, flanked by local minor hockey league players, is led to the centre of the rink – where she is joined by Wayne Gretzky, the NHL's all-time leading scorer, and executive director of the gold medal-winning 2002 Canadian Olympic Hockey Team. Also at centre ice are Cassie Campbell, captain of the Canadian women's Olympic team, Canucks and Team Canada defenceman Ed Jovanovski and Hall of Fame television broadcaster Howie Meeker. The Queen is visiting Vancouver with her husband, Prince Philip, Duke of Edinburgh, as part of a 12-day tour of Canada, celebrating the 50th anniversary of her rule.

OCTOBER 7

1989: Vladimir Krutov becomes the first Soviet player to score a goal in a Vancouver uniform. The goal is assisted by Igor Larionov. Vancouver beats Detroit 5-3.

OCTOBER 8

2000: With their comeback 5-4 victory at Tampa Bay, the Canucks become just the third club since 1983-84 (the season when the 5:00 overtime rule was introduced) to win a game in regulation in which it trailed by two or more goals with three or fewer minutes remaining.

OCTOBER 9

1970: Canucks play their first NHL game, losing 3-1 to the L.A. Kings at the Pacific Coliseum. Barry Wilkins scores the Canucks

first goal at 2:14 of the third period against netminder Denis DeJordy. Attendance was 15,062.

1995: The Vancouver Canucks play the first regular season game at General Motors Place. The Canucks are defeated 5-3 by the Detroit Red Wings. Mike Ridley records the first regular season goal at General Motors Place. Kirk McLean plays in goal.

1999: In a pre-game ceremony, the Canucks unveil the 30 Greatest Canucks to celebrate the team's 30th year in the NHL.

2005: General Motors Place celebrates its tenth anniversary since the Canucks played their first regular season game at the venue.

2008: The Vancouver Canucks honour the memory of former Canucks defenceman Luc Bourdon in a moving ceremony prior to the season opening game. Luc's family was present to witness a video tribute and moment of silence. Earlier the same day, the Canucks and members of Bourdon's family unveiled the Luc Bourdon Wall of Dreams, a living legacy to everyone in the Canucks family and salute to minor hockey. The Luc Bourdon Wall of Dreams contains 191 pucks representing BC Hockey membership – a visual salute to Luc and what he represented.

OCTOBER 10

2002: For the first time in Canucks history the club begins the regular season with a shutout victory. Dan Cloutier stopped all 19 shots in the 3-0 win at Calgary.

OCTOBER 11

1970: Canucks earn their first NHL victory in their second game, a 5-3 win at home over Toronto. Wayne Maki scores two goals in the game.

OCTOBER 14

1979: Edmonton's Wayne Gretzky scores his first NHL goal, against Canucks netminder Glen Hanlon, in a 4-4 tie at the Pacific Coliseum.

OCTOBER 20

1971: Canucks are blanked for the first time in club history, losing 7-0 in Minnesota.

OCTOBER 23

1998: Mark Messier scores the 600th goal of his NHL career at Florida at 12:58 of the third period against Florida's Kirk McLean.

OCTOBER 25

2009: Roberto Luongo records his first shutout of the season, his 21st with the Canucks, passing Kirk McLean for the franchise record for most career shutouts with Vancouver.

OCTOBER 27

1971: Canucks play to their first ever NHL shutout, skating to a 0-0 tie at Maple Leaf Gardens in Toronto. Dunc Wilson stopped 34 Leafs shots while the Canucks fired 20 at Toronto netminder Bernie Parent.

OCTOBER 31

1991: Pavel Bure signs a multi-year contract and five days later plays in his first NHL game against Winnipeg.

NOVEMBER

NOVEMBER 1

1991: Kirk McLean is named NHL Player-of-the-Month for October after posting a 9-2-1 record and a 2.37 GAA. He is the first Canuck to receive the honour.

NOVEMBER 2

1999: Peter Schaefer is named NHL Rookie-of-the-Month for October. Schaefer recorded six goals and six assists in 13 games.

NOVEMBER 3

1991: The Canucks honour Stan Smyl by retiring his No. 12 jersey.

NOVEMBER 4

1974: Canucks trade Barry Wilkins, the scorer of Vancouver's first ever goal in the NHL, to Pittsburgh for defenceman Ab Demarco.

1997: Vancouver Canucks President and General Manager Pat Quinn is relieved of his duties after serving in his position for 10 years. Interim General Manager duties are divided by Senior Vice-President, Hockey Operations Steve Tambellini, Head Coach Mike Keenan and Assistant GM Mike Penny.

NOVEMBER 5

1970: Canucks record their first road victory, 4-1 at Buffalo. Canucks goalie Dunc Wilson stops the team's first penalty shot against Sabre Paul Andrea.

1987: Stan Smyl appears in his 684th game, passing Harold Snepsts as the Canucks all-time leader in regular season appearances. The Canucks win 4-3 in Philadelphia.

NOVEMBER 8

1978: Dennis Kearns becomes first player in Canuck history to play in 500 games as Vancouver wins 6-4 in Detroit.

NOVEMBER 9

1995: Pavel Bure is checked by Steve Smith of the Chicago Blackhawks at the United Center in Chicago. Bure tore his anterior cruciate ligament and misses the remainder of the season. Bure appeared in 15 games and recorded six goals and seven assists. Pavel underwent arthroscopic anterior cruciate ligament reconstructive surgery at UBC Hospital seven days later.

NOVEMBER 12

1996: John McCaw agrees to purchase all shares in Orca Bay held by Arthur Griffiths.

NOVEMBER 13

1997: Head Coach Tom Renney and Assistant Coach Terry Bangen are relieved of their duties. Mike Keenan is hired as the 14th Canucks Head Coach in history.

NOVEMBER 14

1989: Brian Bradley scores at 17:32 of the first period against the Washington Capitals, registering the 5,000th goal in franchise history. The Capitals goaltender is Bob Mason.

1996: Mike Fountain becomes the 19th goaltender in NHL history to record a shutout in his first NHL game by defeating the New Jersey Devils 3-0 in New Jersey.

1996: Dave Babych plays in his 300th game as a Vancouver Canuck becoming only the third player in NHL history to appear in 300 games with three different teams. Babych's 300th game as a Canuck is played vs the New Jersey Devils in New Jersey.

NOVEMBER 16

1996: Gino Odjick becomes the Canucks all-time penalty minute leader after passing Garth Butcher's record of 1,668 in a Canucks uniform. The record was set in Montreal vs the Canadiens.

2004: Francesco Aquilini becomes a local ownership partner for John McCaw and the Vancouver Canucks, purchasing 50 percent of the hockey club and General Motors Place.

NOVEMBER 17

1988: Trevor Linden scores his first NHL hat trick, with three goals and one assist, in a 7-6 loss at Minnesota. Defenceman

Harold Snepsts, who along with Stan Smyl is playing in his club record 11th season as a Canuck, becomes only the second Vancouver player to appear in 700 games.

NOVEMBER 19

1972: Bobby Schumatz strikes for a club record-tying four goals and becomes the first Canuck to record hat tricks in consecutive games. The Canucks defeat Buffalo 9-5.

1981: Harold Snepsts becomes third player in Canuck history to appear in 500 games. Vancouver defeats Detroit 8-3.

NOVEMBER 20

1983: Tony Tanti scores his 20th goal of the season in an 8-3 win over Los Angeles. He becomes the fastest Canuck to reach 20 goals, attaining the mark in 21 games.

NOVEMBER 22

1985: Stan Smyl scores his 200th career goal, becoming the first player in Canucks history to achieve that milestone. Vancouver loses 6-5 to New Jersey.

NOVEMBER 23

2007: Roberto Luongo establishes a shutout streak stretching over five games from November 23 to December 2. The streak included three consecutive shutouts vs Chicago, Anaheim and Columbus. The Canucks netminder sets a new franchise record and surpasses his personal best record playing 210:34 without allowing a goal.

NOVEMBER 25

2002: Trevor Linden scores his 263rd goal in a Canucks uniform surpassing the club record held by Stan Smyl. Linden's goal on Manny Fernandez was scored short-handed in the third period of Vancouver's 2-1 win at Minnesota.

NOVEMBER 26

1986: Petri Skriko scores his third hat trick in eight days, leading the Canucks to a 5-3 win over Los Angeles. Skriko, named the NHL's Player-of-the-Week for Nov. 17-23, enjoys the hottest scoring period of any player in Canuck history, scoring 12 goals and 2 assists for 14 points in a span of five games.

NOVEMBER 30

2002: Canucks defeat Florida 5-2, extending their winning streak to 10 games. The club record includes five wins at home and on the road with the Canucks outscoring their opponents 41-20 during the 10 games.

DECEMBER

DECEMBER 1

1996: Trevor Linden's "Iron man" streak of 482 consecutive regular season NHL games played comes to an end vs Philadelphia when Trevor suffers a grade-two medial collateral ligament sprain in his knee.

DECEMBER 2

2002: Goaltender Dan Cloutier is named NHL Player-of-the-Month for November. Cloutier becomes just the fourth Canuck to win the award. During the month of November, Cloutier posted an 11-1-0 record with a .920 save percentage and a 2.15 GAA.

DECEMBER 4

1996: Jyrki Lumme passes Doug Lidster as the Canucks all-time leading scorer among defencemen when he scores a goal in the first period vs the Buffalo Sabres. The goal is Lumme's 66th goal as a Vancouver Canuck.

DECEMBER 5

1976: Canucks celebrate their 500th franchise game in the NHL with a 4-2 win over Chicago.

2007: Markus Naslund becomes the franchise's outright leader for points scored in a Canucks uniform with an assist at Chicago for a total of 725 points, surpassing the former record held by Trevor Linden (724). Naslund finished the season with a total of 756 points scored as a Canuck (346-410-756).

DECEMBER 7

1995: Orca Bay officially launch Orca Bay Online, a worldwide Internet web site (www.orcabay.com), providing the latest information on the Vancouver Canucks, the Vancouver Grizzlies, Winning Spirit retail stores and the Greater Vancouver Open.

DECEMBER 8

1987: Stan Smyl becomes first Canuck to appear in 700 regular season games. Vancouver drops a 3-2 decision to Minnesota.

DECEMBER 9

2005: The Canucks play host to the Ottawa Senators at General Motors Place in front of the 100th consecutive sell-out crowd. The sell-out streak dates back to November 14, 2002 and consists of 88 regular season games and 12 playoff games.

DECEMBER 12

1970: Orland Kurtenbach becomes first Canuck to tally three goals in a game in a 5-2 win over California.

DECEMBER 13

1992: Vancouver and Quebec play to a 3-3 overtime tie, ending Vancouver's club record nine-game home winning streak.

2001: Canucks winger Jarkko Ruutu is named to the 2002 Finnish Men's Olympic Hockey Team. Ruutu went on to play four games for Team Finland at the Winter Games.

DECEMBER 15

1970: Canucks defeat Philadelphia 3-2 for their sixth straight home victory, establishing a club record. Vancouver goes 10-3-2 in the first 15 home games of its existence.

2001: Canucks defenceman Ed Jovanovski is named to the 2002 Canadian Men's Olympic Hockey Team.

DECEMBER 16

1988: Goodwill ambassador Walter "Babe" Pratt, an original member of the Canuck organization and also a member of the Hockey Hall of Fame, passes away at the age of 72 while in attendance at a Canuck-Flames contest in the Pacific Coliseum.

DECEMBER 17

1997: Canucks draft choices Josh Holden, Brad Ference, Zenith Komarniski and Matt Cooke selected to Canadian National Junior Team.

2008: Trevor Linden's sweater is retired and the number 16 is raised to the rafters of GM Place joining Stan Smyl's number 12; the only two numbers retired in Canucks franchise history.

DECEMBER 18

1997: Arturs Irbe stops 38 shots in a 0-0 tie with the Sharks. Only the second scoreless tie in franchise history - last one: Oct. 27, 1971 at Toronto (Dunc Wilson).

2008: Canucks sign free-agent centre Mats Sundin.

DECEMBER 21

2005: Todd Bertuzzi and Ed Jovanovski are named to the 2006 Canadian Men's Olympic Team. Vancouver Canucks Vice-President and Assistant General Manager Steve Tambellini also joins the team as Director, Player Personnel. In addition, Canucks Assistant Medical Trainer Jon Sanderson is named to Team Canada's medical staff.

DECEMBER 22

1995: Alexander Mogilny records three goals in 2:55 to beat Tony Tanti's record of three goals in 6:46 set on January 7th, 1989 vs Pittsburgh. Mogilny records his goals at 16:45, 19:26 and 19:40 of the third period at Anaheim; Josef Beranek scores a goal at 17:49 of the third period to interrupt the three goals.

2005: Jarkko Ruutu and Sami Salo are named to Team Finland for the 2006 Winter Olympics. They would go on to win silver medals.

2005: Markus Naslund, Mattias Ohlund, Daniel Sedin and Henrik Sedin are named to Team Sweden for the 2006 Winter Olympics. The Sedin twins and Ohlund would go on to help Sweden win the gold medal at the 2006 Winter Olympics in Torino, Italy.

DECEMBER 26

1970: Andre Boudrias becomes the first Canuck to score a goal with Vancouver two men short, scoring against Tony Esposito of Chicago. The goal was also the 100th in team history. Chicago won 4-2.

1972: Don Tannahill becomes the first Vancouver rookie to score three goals in a single game in a 4-3 win over California.

DECEMBER 27

1992: Petr Nedved is held pointless against Montreal, snapping his franchise record 15-game point streak. Nedved scored 15-9-24 over the 39 days.

2009: Henrik and Daniel Sedin are named to Team Sweden for the 2010 Winter Olympics.

DECEMBER 28

1977: In their first exhibition game versus a touring Soviet club, the Canucks shutout Moscow Spartak 2-0. Rick Blight scores both goals.

1991: Goaltender Kirk McLean records his 20th victory in a 3-2 win at San Jose, becoming the fastest Canuck goaltender to reach the 20-win mark.

2001: Canucks equipment manager Pat O'Neill surpasses the 1,500 game milestone after 20 years in professional hockey. O'Neill was recognized by the Professional Hockey Athletic Trainers Society and the Society of Professional Hockey Equipment Managers for his achievements. The Canucks held a pre-game ceremony on March 10th to acknowledge the accomplishment.

DECEMBER 29

1996: Canucks game vs San Jose Sharks is rescheduled due to extreme winter weather conditions. The previous cancellation of a Canucks game in Vancouver occurred on January 3rd, 1993 when the Canucks vs Tampa Bay game was cancelled due to extreme weather conditions.

2009: Pavol Demitra is named to Team Slovakia for the 2010 Winter Olympics. He would finish the tournament as the leading scorer (3-7-10 in 7 GP).

DECEMBER 30

2009: Christian Ehrhoff is named to Team Germany for the 2010 Winter Olympics.

DECEMBER 31

1996: The first Vancouver Canucks pay-per-view game is broadcast by Orca Bay. The game vs the Philadelphia Flyers is the first hockey game to be broadcast on pay-per-view in Canada and is the first of four games shown on pay-per-view.

2009: Sami Salo is named to Team Finland for the 2010 Winter Olympics. He would go on to win a bronze medal.

2009: Roberto Luongo is named to Team Canada for the 2010 Winter Olympics. He would go on to backstop Team Canada to a gold medal.

MOLSON CUP WINNERS

Awarded annually to the player who receives the most game star selections during the season.

2009.10	Henrik Sedin	1997.98	Pavel Bure	1985.86	Richard Brodeur
2008.09	Roberto Luongo	1996.97	Martin Gelinas	1984.85	Richard Brodeur
2007.08	Roberto Luongo	1995.96	Trevor Linden	1983.84	Patrik Sundstrom
2006.07	Roberto Luongo	1994.95	Kirk McLean	1982.83	Thomas Gradin
2005.06	Alex Auld	1993.94	Pavel Bure	1981.82	Richard Brodeur
2004.05	–	1992.93	Pavel Bure	1980.81	Richard Brodeur
2003.04	Dan Cloutier	1991.92	Pavel Bure	1979.80	Glen Hanlon
2002.03	Markus Naslund	1990.91	Trevor Linden	1978.79	Glen Hanlon
2001.02	Markus Naslund	1989.90	Kirk McLean	1977.78	Cesare Maniago
2000.01	Markus Naslund	1988.89	Trevor Linden	1976.77	Cesare Maniago
1999.00	Mark Messier	1987.88	Kirk McLean	1975.76	Bobby Lalonde
1998.99	Garth Snow	1986.87	Petri Skriko		

CYCLONE TAYLOR TROPHY

The Canucks M.V.P. as selected by the fans.

2009.10	Henrik Sedin	1995.96	Trevor Linden	1981.82	Richard Brodeur
2008.09	Ryan Kesler	1994.95	Trevor Linden	1980.81	Richard Brodeur
2007.08	Roberto Luongo	1993.94	Pavel Bure	1979.80	Stan Smyl
2006.07	Roberto Luongo	1992.93	Pavel Bure	1978.79	Thomas Gradin,
2005.06	Alex Auld	1991.92	Kirk McLean		Glen Hanlon
2004.05	–	1990.91	Trevor Linden	1977.78	Cesare Maniago
2003.04	Markus Naslund	1989.90	Kirk McLean	1976.77	Cesare Maniago
2002.03	Markus Naslund	1988.89	Trevor Linden	1975.76	Don Lever
2001.02	Markus Naslund	1987.88	Tony Tanti	1974.75	Gary Smith
2000.01	Markus Naslund	1986.87	Barry Pederson	1973.74	Gary Smith
1999.00	Mark Messier	1985.86	Stan Smyl	1972.73	Orland Kurtenbach
1998.99	Markus Naslund	1984.85	Richard Brodeur	1971.72	Orland Kurtenbach
1997.98	Pavel Bure	1983.84	Patrik Sundstrom	1970.71	Orland Kurtenbach
1996.97	Martin Gelinas	1982.83	Stan Smyl		

CYRUS H. MCLEAN TROPHY

Awarded annually to the Canucks leading point scorer at the end of the season.

2009.10	Henrik Sedin	1995.96	Alexander Mogilny	1981.82	Thomas Gradin
2008.09	Daniel Sedin & Henrik Sedin	1994.95	Pavel Bure	1980.81	Thomas Gradin
2007.08	Henrik Sedin	1993.94	Pavel Bure	1979.80	Stan Smyl
2006.07	Daniel Sedin	1992.93	Pavel Bure	1978.79	Ron Sedlbauer
2005.06	Markus Naslund	1991.92	Trevor Linden	1977.78	Mike Walton
2004.05	–	1990.91	Trevor Linden	1976.77	Rick Blight
2003.04	Markus Naslund	1989.90	Dan Quinn	1975.76	Dennis Ververgaert
2002.03	Markus Naslund	1988.89	Petri Skriko	1974.75	Andre Boudrias
2001.02	Markus Naslund	1987.88	Tony Tanti	1973.74	Andre Boudrias
2000.01	Markus Naslund	1986.87	Tony Tanti	1972.73	Bobby Schmutz
1999.00	Markus Naslund	1985.86	Petri Skriko	1971.72	Andre Boudrias
1998.99	Markus Naslund	1984.85	Patrik Sundstrom		Orland Kurtenbach
1997.98	Pavel Bure	1983.84	Patrik Sundstrom	1970.71	Andre Boudrias
1996.97	Alexander Mogilny	1982.83	Stan Smyl		

BABE PRATT TROPHY

The Canucks most outstanding defenceman as chosen by the fans.

2009.10	Christian Ehrhoff	1996.97	Jyrki Lumme	1983.84	Rick Lanz
2008.09	Willie Mitchell	1995.96	Jyrki Lumme	1982.83	Doug Halward
2007.08	Willie Mitchell	1994.95	Jeff Brown	1981.82	Harold Snepsts
2006.07	Kevin Bieksa	1993.94	Jyrki Lumme	1980.81	Kevin McCarthy
2005.06	Mattias Ohlund	1992.93	Dana Murzyn	1979.80	Harold Snepsts
2004.05	–	1991.92	Jyrki Lumme	1978.79	Harold Snepsts
2003.04	Mattias Ohlund	1990.91	Doug Lidster	1977.78	Harold Snepsts
2002.03	Ed Jovanovski	1989.90	Paul Reinhart	1976.77	Dennis Kearns
2001.02	Ed Jovanovski	1988.89	Paul Reinhart	1975.76	Dennis Kearns
2000.01	Ed Jovanovski	1987.88	J m Benning	1974.75	Bob Dailey
1999.00	Mattias Ohlund	1986.87	Doug Lidster	1973.74	Jocelyn Guevremont
1998.99	Adrian Aucoin	1985.86	Doug Lidster	1972.73	Barry Wilkins
1997.98	Mattias Ohlund	1984.85	Doug Lidster		

FRED J. HUME AWARD

Awarded annually to the unsung hero as selected by the Canucks Booster Club.

2009.10	Mason Raymond	1995.96	Martin Gelinas
2008.09	Steve Bernier	1994.95	Martin Gelinas
2007.08	Alex Burrows	1993.94	John McIntyre
2006.07	Kevin Bieksa	1992.93	Cliff Ronning
2005.06	Jarkko Ruutu	1991.92	Garry Valk
2004.05	—	1990.91	Steve Bozek
2003.04	Brent Sopel	1989.90	Steve Bozek
2002.03	Matt Cooke	1988.89	Rich Sutter
2001.02	Scott Lachance	1987.88	Rich Sutter
2000.01	Murray Baron	1986.87	Garth Butcher
1999.00	Andrew Cassels	1985.86	Brent Peterson
1998.99	Adrian Aucoin	1984.85	Doug Lidster
1997.98	Brian Noonan	1983.84	Jiri Bubla
1996.97	Mike Sillinger	1982.83	Doug Halward

1981.82	Lars Lindgren
1980.81	Per-Olov Brasar
1979.80	Kevin McCarthy
1978.79	Harold Snepsts
1977.78	Hilliard Graves
1976.77	Hilliard Graves
1975.76	Mike Robitaille
1974.75	Garry Monahan
1973.74	Don Lever
1972.73	Dennis Kearns
1971.72	Ron Ward
1970.71	Barry Wilkins

MOST EXCITING PLAYER

2009.10	Alex Burrows	1989.90	Brian Bradley
2008.09	Alex Burrows	1988.89	Trevor Linden
2007.08	Alex Burrows	1987.88	Tony Tanti
2006.07	Roberto Luongo	1986.87	Tony Tanti
2005.06	Anson Carter	1985.86	Tony Tanti
2004.05	—	1984.85	Tony Tanti
2003.04	Todd Bertuzzi	1983.84	Tony Tanti
2002.03	Todd Bertuzzi	1982.83	Darcy Rota
2001.02	Todd Bertuzzi	1981.82	Thomas Gradin
2000.01	Markus Naslund	1980.81	Tiger Williams
1999.00	Todd Bertuzzi	1979.80	Stan Smyl
1998.99	Markus Naslund	1978.79	Thomas Gradin
1997.98	Pavel Bure	1977.78	Hilliard Graves
1996.97	Martin Gelinas	1976.77	Bobby Lalonde
1995.96	Alexander Mogilny	1975.76	Bobby Lalonde
1994.95	Pavel Bure	1974.75	Bobby Lalonde
1993.94	Pavel Bure	1973.74	Don Lever
1992.93	Pavel Bure	1972.73	Bobby Schmautz
1991.92	Pavel Bure	1971.72	Andre Boudrias
1990.91	Trevor Linden	1970.71	Andre Boudrias

NHL AWARDS

Hart Memorial Trophy	
2010	Henrik Sedin
Art Ross Trophy	
2010	Henrik Sedin
Scotiabank Fan Fav Award	
2009	Roberto Luongo
Jack Adams Award	
2007	Alain Vigneault
1992	Pat Quinn
Lester B. Pearson	
2003	Markus Naslund
King Clancy Award	
1997	Trevor Linden
Calder Trophy	
1992	Pavel Bure
Bud Light/NHL Man-of-the-Year	
1992	Ryan Walter

NHL ALL-STARS

ALL-STARS

C	Henrik Sedin	First Team	2010	D	Mattias Ohlund	All-Rookie Team	1998
LW	Daniel Sedin	Second Team	2010	RW	Alex Mogilny	Second Team	1996
G	Roberto Luongo	First Team	2007	G	Corey Hirsch	All-Rookie Team	1996
LW	Markus Naslund	First Team	2004	RW	Pavel Bure	First Team	1994
LW	Markus Naslund	First Team	2003	G	Kirk McLean	Second Team	1992
RW	Todd Bertuzzi	First Team	2003	C	Trevor Linden	All-Rookie Team	1989
LW	Markus Naslund	First Team	2002	RW	Jm Sandlak	All-Rookie Team	1987

ALL-STAR GAME REPRESENTATIVES

2010	No All-Star Game	2001	Markus Naslund	1988	Greg Adams
2009	Roberto Luongo		Ed Jovanovski	1987	Rendez-Vous (no game)
2008	Henrik Sedin	2000	Mark Messier	1986	Tony Tanti
	Roberto Luongo (Voted a starter – unable to attend)	1999	Markus Naslund	1985	Thomas Gradin
2007	Roberto Luongo (Voted a starter)	1998	Pavel Bure	1984	Darcy Rota, (replaced Tony Tanti)
2006	No All-Star Game		Mark Messier	1983	John Garrett (replaced Richard Brodeur)
2005	No All-Star Game	1997	Pavel Bure	1982	Harold Snepsts
2004	Markus Naslund	1996	Alexander Mogilny	1981	Tiger Williams, Kevin McCarthy (vote)
	(Western Conference Team Captain)		Pavel Bure	1980	Lars Lindgren
	Todd Bertuzzi (Voted a starter)		(fan vote, could not play due to injury)	1979	Challenge Cup (no game)
	Marc Crawford (Assistant Coach)	1995	No All-Star Game	1978	Dennis Ververgaert
2003	Markus Naslund	1994	Pavel Bure (fan vote)	1977	Harold Snepsts
	Todd Bertuzzi	1993	Pavel Bure (fan vote)	1976	Dennis Ververgaert
	Ed Jovanovski	1992	Trevor Linden, Kirk McLean	1975	Gary Smith (vote), Tracy Pratt
	(Marc Crawford, first Canucks Head Coach named to coach All-Star Team)	1991	Trevor Linden	1974	Bobby Schmautz, Jocelyn Gueuremont
2002	Markus Naslund	1990	Kirk McLean	1973	Bobby Schmautz
	Ed Jovanovski	1989	Paul Reinhart	1972	Dale Tallon
				1971	Dale Tallon

REGULAR SEASON

MONTHLY RECORDS

SEASON	OCT	NOV	DEC	JAN	FEB	MAR	APR	MAY
1970.71	3-6-2	6-7-1	5-7-0	1-10-2	3-7-1	5-8-2	1-1-0	
1971.72	4-7-2	3-7-2	2-8-0	5-6-1	2-12-1	3-10-2	1-0-0	
1972.73	3-7-1	5-7-1	3-7-4	3-9-1	2-11-1	6-6-1	DNP	
1973.74	4-3-1	1-9-3	3-8-2	4-9-1	5-5-3	5-8-1	2-1-0	
1974.75	5-3-2	10-3-2	5-4-1	3-10-0	5-5-1	5-7-4	3-0-0	
1975.76	3-6-2	5-5-3	5-4-1	5-5-4	7-7-1	6-5-4	2-0-0	
1976.77	4-7-1	2-10-1	4-9-1	5-6-2	3-7-2	6-2-6	1-1-0	
1977.78	3-3-2	3-7-3	4-5-4	4-7-3	2-9-2	3-11-2	1-1-1	
1978.79	4-5-1	5-8-1	4-8-1	4-6-4	2-6-3	5-9-1	1-0-2	
1979.80	4-3-3	6-5-3	4-8-1	1-11-1	4-5-3	5-5-5	3-0-0	
1980.81	6-3-1	7-4-4	4-4-5	3-5-5	2-9-2	6-5-2	0-2-1	
1981.82	4-5-3	7-5-1	3-7-4	3-7-3	7-3-3	4-6-3	2-0-0	
1982.83	4-6-2	5-5-4	4-6-2	4-7-2	4-7-1	9-4-3	0-0-1	
1983.84	5-6-1	6-6-1	4-8-2	4-8-2	7-7-1	6-4-2	DNP	
1984.85	1-10-0	3-9-2	4-6-3	5-7-2	5-5-1	7-7-0	0-2-1	
1985.86	5-4-2	4-9-1	4-8-1	3-6-3	2-7-2	4-7-4	1-3-0	
1986.87	2-7-1	5-8-1	4-8-1	4-8-3	4-7-2	7-5-0	3-0-0	
1987.88	2-6-1	6-7-1	4-8-3	4-9-2	5-8-0	3-8-2	1-0-0	
1988.89	5-5-2	6-7-3	4-7-0	5-6-2	8-5-0	5-7-1	0-2-0	
1989.90	7-5-1	2-7-3	3-7-4	2-11-1	6-6-2	5-5-3	DNP	
1990.91	6-6-0	6-6-2	5-9-1	2-9-2	5-6-2	4-7-2	DNP	
1991.92	9-3-1	7-4-2	6-4-3	7-3-1	5-6-2	7-5-2	1-1-1	
1992.93	5-4-1	9-5-1	9-1-1	6-4-5	6-5-0	5-8-1	6-2-0	
1993.94	7-3-0	7-7-0	5-8-0	6-5-2	5-5-1	8-8-0	3-4-0	
1994.95	-	-	-	1-3-1	4-4-5	6-6-2	7-5-3	0-0-1
1995.96	4-4-2	2-7-5	6-4-3	5-5-2	7-4-3	6-8-0	2-3-0	
1996.97	5-5-0	8-5-0	3-9-1	8-4-1	4-9-0	4-8-3	3-0-2	
1997.98	3-8-2	6-6-1	2-9-3	3-9-2	4-1-1	4-6-4	3-4-1	
1998.99	4-4-1	5-9-0	4-6-3	3-6-2	3-8-3	3-9-2	1-5-1	
1999.00	7-3-2 (1)	3-5-4	2-6-1 (2)	3-5-3 (3)	6-5-2	7-4-2 (2)	2-1-1	
2000.01	6-2-2 (1)	7-6-1 (1)	6-3-1 (2)	8-7-0	6-3-1 (1)	2-4-6 (2)	1-3-0	
2001.02	4-8-1	7-7-2	5-7-1	10-2-1 (1)	2-1-1 (2)	9-5-0	5-0-1	
2002.03	3-4-4	12-1-0	7-6-1	7-5-2	9-1-2	7-5-3 (1)	0-1-1	
2003.04	7-2-2	7-4-1 (2)	7-3-3	9-5-1	5-5-0 (2)	6-5-3 (1)	2-0-0	
2004.05	-	-	-	-	-	-	-	
2005.06	8-2-2	8-6-0	5-4-3	9-6-0	4-3-0	6-7-2	2-4-1	
2006.07	7-5-1	5-8-0	8-5-0	8-1-3	8-3-1	11-2-2	2-2-0	
2007.08	5-7-0	9-2-2	8-5-2	4-7-1	6-1-5	7-8-0	0-3-0	
2008.09	6-5-0	8-3-2	6-7-1	2-5-5	9-2-0	11-3-1	3-2-1	
2009.10	7-7-0	7-5-0	10-4-1	10-2-1	3-4-0	9-4-2	3-2-1	

ALL-TIME

SEASON

OPENERS

SEASON	DATE	RESULT	HOME	VISITOR
2009.10	Oct. 1	Loss	Calgary	Vancouver 3
2008.09	Oct. 9	Win	Vancouver	Calgary 0
2007.08	Oct. 5	Loss	Vancouver	San Jose 3
2006.07	Oct. 5	Win	Detroit	Vancouver 3
2005.06	Oct. 5	Win	Vancouver	Phoenix 2
2004.05	-	-	-	-
2003.04	Oct. 9	Win	Vancouver	Calgary 1
2002.03	Oct. 10	Win	Calgary	Vancouver 3
2001.02	Oct. 4	Loss	Vancouver	Chicago 5
2000.01	Oct. 5	Loss	Philadelphia	Vancouver 3
1999.00	Oct. 2	Win	Vancouver	NY Rangers 1
1998.99	Oct. 12	Win	Vancouver	Los Angeles 2
1997.98	Oct. 4	Win	Vancouver	Anaheim 2 (Game played in Tokyo)
1996.97	Oct. 5	Win	Vancouver	Calgary 1
1995.96	Oct. 9	Loss	Vancouver	Detroit 5 (First game at Rogers Arena, formally GM Place)
1994.95	Jan. 20	Tie	Vancouver	Dallas 1
1993.94	Oct. 6	Win	Los Angeles	Vancouver 5
1992.93	Oct. 6	Win	Edmonton	Vancouver 5
1991.92	Oct. 4	Win	Vancouver	San Jose 3
1990.91	Oct. 4	Loss	Calgary	Vancouver 2 OT
1989.90	Oct. 5	Loss	Vancouver	Edmonton 4
1988.89	Oct. 6	Tie	Vancouver	Winnipeg 2
1987.88	Oct. 8	Win	Vancouver	St. Louis 2
1986.87	Oct. 11	Win	Vancouver	St. Louis 3
1985.86	Oct. 10	Win	Los Angeles	Vancouver 6
1984.85	Oct. 11	Loss	Vancouver	Quebec 5
1983.84	Oct. 5	Loss	Vancouver	Calgary 5
1982.83	Oct. 5	Win	Vancouver	NY Islanders 1
1981.82	Oct. 6	Win	Vancouver	Colorado 2
1980.81	Oct. 10	Win	Vancouver	Detroit 3
1979.80	Oct. 9	Loss	Vancouver	St. Louis 5
1978.79	Oct. 11	Win	Vancouver	Colorado 2
1977.78	Oct. 12	Loss	NY Rangers	Vancouver 3
1976.77	Oct. 6	Loss	Pittsburgh	Vancouver 5
1975.76	Oct. 8	Win	Minnesota	Vancouver 3
1974.75	Oct. 9	Tie	Vancouver	Atlanta 3
1973.74	Oct. 10	Loss	Boston	Vancouver 4
1972.73	Oct. 7	Win	Vancouver	California 2
1971.72	Oct. 8	Loss	Vancouver	Toronto 3
1970.71	Oct. 9	Loss	Vancouver	Los Angeles 3

HOME OPENERS

Season	R	Home	Visitor	
2009.10	L	Vancouver	Columbus	5
2008.09	W	Vancouver	Calgary	0
2007.08	L	Vancouver	San Jose	3
2006.07	L	Vancouver	San Jose	6
2005.06	W	Vancouver	Phoenix	2
2004.05	-	-	-	-
2003.04	W	Vancouver	Calgary	1
2002.03	W	Vancouver	San Jose	3
2001.02	L	Vancouver	Chicago	5
2000.01	L	Vancouver	Colorado	5
1999.00	W	Vancouver	NY Rangers	1
1998.99	W	Vancouver	Los Angeles	2
1997.98	W	Vancouver	Anaheim	2
1996.97	W	Vancouver	Calgary	1
1995.96	L	Vancouver	Detroit	5
1994.95	T	Vancouver	Dallas	1
1993.94	L	Vancouver	Calgary	5
1992.93	W	Vancouver	Edmonton	2
1991.92	W	Vancouver	San Jose	3
1990.91	L	Vancouver	Los Angeles	6
1989.90	T	Vancouver	Edmonton	4
1988.89	T	Vancouver	Winnipeg	2
1987.88	W	Vancouver	St. Louis	2
1986.87	W	Vancouver	St. Louis	3
1985.86	L	Vancouver	St. Louis	4
1984.85	L	Vancouver	Quebec	5
1983.84	L	Vancouver	Calgary	5
1982.83	W	Vancouver	NY Islanders	1
1981.82	W	Vancouver	Colorado	2
1980.81	W	Vancouver	Detroit	3
1979.80	L	Vancouver	St. Louis	5
1978.79	W	Vancouver	Colorado	2
1977.78	W	Vancouver	Detroit	2
1976.77	W	Vancouver	Washington	1
1975.76	W	Vancouver	Washington	2
1974.75	T	Vancouver	Atlanta	3
1973.74	W	Vancouver	Philadelphia	1
1972.73	W	Vancouver	California	2
1971.72	L	Vancouver	Toronto	3
1970.71	L	Vancouver	Los Angeles	3

ROAD OPENERS

Season	R	Home	Visitor	
2009.10	L	Calgary	Vancouver	3
2008.09	W	Calgary	Vancouver	5 OT
2007.08	W	Calgary	Vancouver	4 OT
2006.07	W	Detroit	Vancouver	3
2005.06	O	Edmonton	Vancouver	3 SO
2004.05	-	-	-	-
2003.04	L	Columbus	Vancouver	2
2002.03	W	Calgary	Vancouver	3
2001.02	L	Colorado	Vancouver	4
2000.01	L	Philadelphia	Vancouver	3
1999.00	T	Calgary	Vancouver	4
1998.99	L	Carolina	Vancouver	1
1997.98	L	Anaheim	Vancouver	2
1996.97	L	Edmonton	Vancouver	0
1995.96	T	Los Angeles	Vancouver	7
1994.95	L	Detroit	Vancouver	3
1993.94	W	Los Angeles	Vancouver	5
1992.93	W	Edmonton	Vancouver	5
1991.92	W	San Jose	Vancouver	5
1990.91	L	Calgary	Vancouver	2 OT
1989.90	W	Edmonton	Vancouver	5
1988.89	W	Edmonton	Vancouver	6
1987.88	W	Los Angeles	Vancouver	4
1986.87	L	New Jersey	Vancouver	2
1985.86	W	Los Angeles	Vancouver	6
1984.85	W	Los Angeles	Vancouver	6 OT
1983.84	L	St. Louis	Vancouver	2
1982.83	T	Los Angeles	Vancouver	3
1981.82	T	Calgary	Vancouver	1
1980.81	L	Chicago	Vancouver	2
1979.80	T	Edmonton	Vancouver	4
1978.79	T	Chicago	Vancouver	3
1977.78	L	NY Rangers	Vancouver	3
1976.77	L	Pittsburgh	Vancouver	5
1975.76	W	Minnesota	Vancouver	3
1974.75	W	St. Louis	Vancouver	6
1973.74	L	Boston	Vancouver	4
1972.73	L	NY Rangers	Vancouver	3
1971.72	W	California	Vancouver	9
1970.71	L	St. Louis	Vancouver	1

SEASON BY SEASON RECORDS

PLAYOFFS

Season	GP	W	L	T	GF	GA	PTS	Div Finish	GP	W	L	GF	GA
1970.71	78	24	46	8	229	296	56	6th	-	-	-	-	-
1971.72	78	20	50	8	203	297	48	7th	-	-	-	-	-
1972.73	78	22	47	9	233	339	51	7th	-	-	-	-	-
1973.74	78	24	43	11	224	296	59	7th	-	-	-	-	-
1974.75	80	38	32	10	271	254	86	1st	5	1	4	9	20
1975.76	80	33	32	15	271	272	81	2nd	2	0	2	4	8
1976.77	80	25	42	13	235	294	63	4th	-	-	-	-	-
1977.78	80	20	43	17	239	320	57	3rd	-	-	-	-	-
1978.79	80	25	42	13	217	291	63	2nd	3	1	2	9	15
1979.80	80	27	37	16	256	281	70	3rd	4	1	3	7	15
1980.81	80	28	32	20	289	301	76	3rd	3	0	3	7	13
1981.82	80	30	33	17	290	286	77	2nd	17	11	6	57	50
1982.83	80	30	35	15	303	309	75	3rd	4	1	3	14	17
1983.84	80	32	39	9	306	328	73	3rd	4	1	3	13	14
1984.85	80	25	46	9	284	401	59	5th	-	-	-	-	-
1985.86	80	23	44	13	282	333	59	4th	3	0	3	5	17
1986.87	80	29	43	8	282	314	66	5th	-	-	-	-	-
1987.88	80	25	46	9	272	320	59	5th	-	-	-	-	-
1988.89	80	33	39	8	251	253	74	4th	7	3	4	20	26
1989.90	80	25	41	14	245	306	64	5th	-	-	-	-	-
1990.91	80	28	43	9	243	315	65	4th	6	2	4	17	25
1991.92	80	42	26	12	285	250	96	1st	13	6	7	44	35
1992.93	84	46	29	9	346	278	101	1st	12	6	6	46	43
1993.94	84	41	40	3	279	276	85	2nd	24	15	9	76	61
1994.95	48	18	18	12	153	148	48	2nd	11	4	7	33	38
1995.96	82	32	35	15	278	278	79	2nd	6	2	4	17	24
1996.97	82	35	40	7	257	273	77	4th	-	-	-	-	-
1997.98	82	25	43	14	224	273	64	7th	-	-	-	-	-
1998.99	82	23	47	12	192	258	58	4th	-	-	-	-	-
1999.00	82	30	29	15(8)	227	237	83	3rd	-	-	-	-	-
2000.01	82	36	28	11(7)	239	238	90	3rd	4	0	4	9	16
2001.02	82	42	30	7(3)	254	211	94	2nd	4	2	4	16	22
2002.03	82	45	23	13(1)	264	208	104	2nd	14	7	7	34	47
2003.04	82	43	24	10(5)	235	194	101	1st	7	3	4	16	19
2004.05	-	-	-	-	-	-	-	-	-	-	-	-	-
2005.06	82	42	32	8	256	255	92	4th	-	-	-	-	-
2006.07	82	49	26	7	222	201	105	1st	12	5	7	21	26
2007.08	82	39	33	10	213	215	88	5th	-	-	-	-	-
2008.09	82	45	27	10	246	220	100	1st	10	6	4	30	28
2009.10	82	49	28	5	272	222	103	1st	12	6	6	43	41

SEASON BY SEASON

ATTENDANCE

HOME

Season	GP	W	L	T	GF	GA	PTS	PCT
1970.71	39	17	18	4	136	132	38	.487
1971.72	39	14	20	5	120	133	33	.423
1972.73	39	17	18	4	133	143	38	.487
1973.74	39	14	18	7	120	124	35	.449
1974.75	40	23	12	5	145	106	51	.638
1975.76	40	22	11	7	151	115	51	.638
1976.77	40	13	21	6	119	138	32	.400
1977.78	40	13	15	12	127	139	38	.475
1978.79	40	15	18	7	113	126	37	.463
1979.80	40	14	17	9	133	144	37	.463
1980.81	40	17	12	11	157	149	45	.563
1981.82	40	20	8	12	170	125	52	.650
1982.83	40	20	12	8	173	145	48	.600
1983.84	40	20	16	4	166	158	44	.550
1984.85	40	15	21	4	155	187	34	.425
1985.86	40	17	18	5	154	155	39	.488
1986.87	40	17	19	4	157	159	38	.475
1987.88	40	15	20	5	141	145	35	.438
1988.89	40	19	15	6	122	111	44	.550
1989.90	40	13	16	11	129	144	37	.463
1990.91	40	18	17	5	127	130	41	.513
1991.92	40	23	10	7	158	116	53	.663
1992.93	42	27	11	4	195	124	58	.690
1993.94	42	20	19	3	133	135	43	.512
1994.95	24	10	8	6	83	70	26	.542
1995.96	41	15	19	7	146	142	37	.451
1996.97	41	20	17	4	126	123	44	.537
1997.98	41	15	22	4	110	131	34	.415
1998.99	41	14	21	6	95	111	34	.415
1999.00	41	16	14	5(6)	123	123	43	.451
2000.01	41	21	12	5(3)	124	113	50	.573
2001.02	41	24	11	5(2)	139	100	55	.646
2002.03	41	22	13	6(0)	135	104	50	.610
2003.04	41	21	13	7(0)	118	102	49	.598
2004.05	-	-	-	-	-	-	-	-
2005.06	41	25	10	6	146	123	56	.683
2006.07	41	26	11	4	113	103	56	.683
2007.08	41	21	15	5	114	103	47	.573
2008.09	41	24	12	5	129	97	53	.646
2009.10	41	30	8	3	149	88	63	.768

ROAD

GP	W	L	T	GF	GA	PTS	PCT
39	7	28	4	93	164	18	.231
39	6	30	3	83	164	15	.192
39	5	29	5	100	196	15	.192
39	10	25	4	104	172	24	.308
40	15	20	5	126	148	35	.438
40	11	21	8	120	157	30	.375
40	12	21	7	116	156	31	.388
40	7	28	6	112	181	19	.238
40	10	24	6	104	164	26	.325
40	13	20	7	123	137	33	.413
40	11	20	9	132	152	31	.388
40	10	25	5	120	161	25	.313
40	10	23	7	130	164	27	.338
40	12	23	5	140	170	29	.363
40	10	25	5	129	214	25	.313
40	6	26	8	128	178	20	.250
40	12	24	4	125	155	28	.350
40	10	26	4	131	175	24	.300
40	14	24	2	129	142	30	.374
40	12	25	3	116	162	27	.338
40	10	26	4	116	185	24	.300
40	19	16	5	127	134	43	.538
42	19	18	5	151	154	43	.512
42	21	21	0	146	141	42	.500
24	8	10	6	70	78	22	.458
41	17	16	8	132	136	42	.512
41	15	23	3	131	150	33	.402
41	10	21	10	114	142	30	.366
41	9	26	6	97	147	24	.293
41	14	15	10(2)	104	114	40	.463
41	15	16	6(4)	115	125	40	.439
41	19	19	2(1)	115	111	42	.512
41	23	10	7(1)	115	104	54	.646
41	22	11	3(5)	117	92	52	.573
-	-	-	-	-	-	-	-
41	17	22	2	110	132	36	.439
41	23	15	3	109	98	49	.598
41	18	18	5	99	112	41	.500
41	21	15	5	114	116	47	.573
41	19	20	2	123	134	40	.488

ATTENDANCE RECORDS

Season	Total	Games	Average
1970.71	598,591	39	15,577
1971.72	596,078	39	15,284
1972.73	619,726	39	15,890
1973.74	613,420	39	15,729
1974.75	625,203	40	15,630
1975.76	631,907	40	15,798
1976.77	621,890	40	15,547
1977.78	604,924	40	15,123
1978.79	544,893	40	13,622
1979.80	571,723	40	14,293
1980.81	581,350	40	14,534
1981.82	514,305	40	12,858
1982.83	568,240	40	14,206
1983.84	545,059	40	13,626
1984.85	445,872	40	11,147
1985.86	417,823	40	10,446
1986.87	416,252	40	10,406
1987.88	440,095	40	11,002
1988.89	550,280	40	13,772
1989.90	616,715	40	15,417

Season	Total	Games	Average
1990.91	606,036	40	15,150
1991.92	630,755	40	15,768
1992.93	632,138	41	15,418
1993.94	624,272	41	15,226
1994.95	334,379	24	13,932
1995.96	729,629	41	17,795
1996.97	710,136	41	17,320
1997.98	684,748	40	17,119
1998.99	647,913	41	15,803
1999.00	600,612	41	14,649
2000.01	697,717	41	17,017
2001.02	726,226	41	17,713
2002.03	754,247	41	18,396
2003.04	763,830	41	18,630
2004.05	-	-	-
2005.06	763,830	41	18,630
2006.07	763,830	41	18,630
2007.08	763,830	41	18,630
2008.09	763,830	41	18,630
2009.10	771,210	41	18,810*

*Through the 2009.10 season, Vancouver held a streak of 302 (308 including playoffs) consecutive sell-outs.

ALL-TIME COACHING RECORDS

REGULAR SEASON

Rk	Coach	GC	W	L	T/OT*	PCT
1	Marc Crawford	529	246	197	62(32)*	.554
2	Alain Vigneault	328	182	114	32	.604
3	Harry Neale	407	142	189	76	.442
4	Pat Quinn	280	141	111	28	.553
5	Bob McCammon	293	102	155	36	.409
6	Phil Maloney	232	95	105	32	.478
7	Tom Watt	160	52	87	21	.391
8	Roger Neilson	133	51	61	21	.462
9	Rick Ley	124	47	50	27	.488
10	Hal Laycoe	156	44	96	16	.333
11	Tom Renney	101	39	53	9	.386
12	Orland Kurtenbach	125	36	62	27	.396
13	Mike Keenan	108	36	54	18	.416
14	Vic Stasiuk	78	22	47	9	.340
15	Bill McCreary	41	9	25	7	.304
16	Bill LaForge	20	4	14	2	.250

(*Bracket shows Regulation Ties)

PLAYOFFS

GC	W	L	PCT
31	12	19	.387
34	17	17	.500
14	3	11	.214
61	31	30	.508
7	3	4	.428
7	1	6	.142
3	0	3	.000
21	12	9	.571
11	4	7	.364
–	–	–	–
–	–	–	–
–	–	–	–
–	–	–	–
–	–	–	–
–	–	–	–
–	–	–	–

SEASON-BY-SEASON COACHING RECORDS

REGULAR SEASON

Year	Coach	GC	W	L	T/OT	PTS	PCT
2009.10	Alain Vigneault	82	49	28	5	103	.628
2008.09	Alain Vigneault	82	45	27	10	100	.610
2007.08	Alain Vigneault	82	39	33	10	88	.537
2006.07	Alain Vigneault	82	49	26	7	105	.640
2005.06	Marc Crawford	82	42	32	8	92	.561
2004.05	Marc Crawford	–	–	–	–	–	–
2003.04	Marc Crawford	82	43	24	10(5)	101	.585
2002.03	Marc Crawford	82	45	23	13(1)	104	.628
2001.02	Marc Crawford	82	42	30	7(3)	94	.554
2000.01	Marc Crawford	82	36	35	11(7)	90	.506
1999.00	Marc Crawford	82	30	37	15(8)	83	.457
1998.99	Marc Crawford	37	8	23	6	22	.297
	Mike Keenan	45	15	24	6	36	.400
1997.98	Mike Keenan	63	21	30	12	54	.429
	Tom Renney	19	4	13	2	10	.263
1996.97	Tom Renney	82	35	40	7	77	.470
1995.96	Pat Quinn	6	3	3	0	6	.500
	Rick Ley	76	29	32	15	73	.480
1994.95	Rick Ley	48	18	18	12	48	.500
1993.94	Pat Quinn	84	41	40	3	85	.506
1992.93	Pat Quinn	84	46	29	9	101	.601
1991.92	Pat Quinn	80	42	26	12	96	.600
1990.91	Pat Quinn	26	9	13	4	22	.423
	Bob McCammon	54	19	30	5	43	.398
1989.90	Bob McCammon	80	25	41	14	64	.400
1988.89	Bob McCammon	80	33	39	8	74	.462
1987.88	Bob McCammon	80	25	46	9	59	.368
1986.87	Tom Watt	80	29	43	8	66	.413
1985.86	Tom Watt	80	23	44	13	59	.369
1984.85	Harry Neale	60	21	32	7	49	.408
	Bill LaForge	20	4	14	2	10	.250
1983.84	Harry Neale	32	15	13	4	34	.531
	Roger Neilson	48	17	26	5	39	.405
1982.83	Roger Neilson	80	30	35	14	75	.469
1981.82	Roger Neilson	5	4	0	1	9	.900
	Harry Neale	75	26	33	16	68	.481
1980.81	Harry Neale	80	28	32	20	76	.475
1979.80	Harry Neale	80	27	37	16	70	.481
1978.79	Harry Neale	80	25	42	13	63	.394
1977.78	Orland Kurtenbach	80	20	43	17	57	.356
1976.77	Orland Kurtenbach	45	16	19	10	42	.467
	Phil Maloney	35	9	23	3	21	.300
1975.76	Phil Maloney	80	33	32	15	81	.506
1974.75	Phil Maloney	80	38	32	10	86	.538
1973.74	Phil Maloney	37	15	18	4	34	.460
	Bill McCreary	41	9	25	7	25	.304
1972.73	Vic Stasiuk	78	22	47	9	51	.340
1971.72	Hal Laycoe	78	20	50	8	48	.308
1970.71	Hal Laycoe	78	24	46	8	56	.359

PLAYOFFS

GC	W	L	PCT
12	6	6	.500
10	6	4	.600
–	–	–	–
12	5	7	.417
–	–	–	–
–	–	–	–
–	–	–	–
7	3	4	.428
14	7	7	.500
6	2	4	.333
4	0	4	.000
–	–	–	–
–	–	–	–
–	–	–	–
–	–	–	–
6	2	4	.333
–	–	–	–
–	–	–	–
–	–	–	–
11	4	7	.364
24	15	9	.625
12	6	6	.500
13	6	7	.461
6	2	4	.333
–	–	–	–
–	–	–	–
–	–	–	–
–	–	–	–
3	0	3	.000
4	1	3	.250
3	1	2	.333
–	–	–	–
–	–	–	–
–	–	–	–
–	–	–	–
2	0	2	.000
5	1	4	.200
–	–	–	–
–	–	–	–
–	–	–	–
–	–	–	–

GENERAL MANAGERS HISTORY

YEAR	GM
1970.71 to 1972.73	Norman Robert Poile
1973.74	Hal Laycoe
1974.75 to 1976.77	Phil Maloney
1977.78 to 1981.82	Jake Milford
1982.83 to 1984.85	Harry Neale
1985.86 to 1986.87	Jack Gordon
1987.88 to 1997.98	Pat Quinn
1998.99 to 2003.04	Brian Burke
2004.05 to 2007.08	Dave Nonis
2008.09 to	Mike Gillis

CANUCKS CAPTAINS

YEAR	CAPTAIN	YEAR	CAPTAIN
1970.71	Orland Kurtenbach	1990.91	Trevor Linden, Doug Lidster, Dan Quinn
1971.72	Orland Kurtenbach	1991.92	Trevor Linden
1972.73	Orland Kurtenbach	1992.93	Trevor Linden
1973.74	Orland Kurtenbach	1993.94	Trevor Linden
1974.75	Alternates only	1994.95	Trevor Linden
1975.76	Andre Boudrias	1995.96	Trevor Linden
1976.77	Chris Oddleifson	1996.97	Trevor Linden
1977.78	Don Lever	1997.98	Mark Messier
1978.79	Don Lever	1998.99	Mark Messier
1979.80	Kevin McCarthy	1999.00	Mark Messier
1980.81	Kevin McCarthy	2000.01	Markus Naslund
1981.82	Kevin McCarthy	2001.02	Markus Naslund
1982.83	Stan Smyl	2002.03	Markus Naslund
1983.84	Stan Smyl	2003.04	Markus Naslund
1984.85	Stan Smyl	2004.05	Markus Naslund
1985.86	Stan Smyl	2005.06	Markus Naslund
1986.87	Stan Smyl	2006.07	Markus Naslund
1987.88	Stan Smyl	2007.08	Markus Naslund
1988.89	Stan Smyl	2008.09	Roberto Luongo
1989.90	Stan Smyl	2009.10	Roberto Luongo

OVERTIME RECORD: 94-62-231*

HOME RECORD: 48-28-120

ROAD RECORD: 46-34-111

Year	Goal Scorer	Date	T	me	Score	Opponent	Goalie
1983.84	Patrik Sundstrom	Oct. 28	1:03	5-4		vs Hartford	Greg Millen
(3-4-9)	Eddie Beers	Oct. 30	4:02	3-4		@ Calgary	Richard Brodeur
	Bengt Gustafsson	Nov. 4	1:01	4-5		@ Washington	Richard Brodeur
	Marcel Dionne	Dec. 26	1:00	4-5		vs Los Angeles	Frank Caprice
	Doug Risebrough	Feb. 23	3:33	2-3		@ Calgary	Frank Caprice
	Rick Lanz	Mar. 9	2:18	4-3		vs Chicago	Murray Bannerman
	Tony Tanti	Mar. 23	3:16	4-3		@ Winnipeg	Doug Soetaert
1984.85	Gary Lupul	Oct. 13	1:10	6-5		@ Los Angeles	Darren Eliot
(7-1-9)	Peter McNab	Dec. 8	1:24	3-2		vs Edmonton	Grant Fuhr
	Ken Linseman	Dec. 15	0:33	1-2		@ Boston	Richard Brodeur
	Jere Gillis	Jan. 15	1:54	6-5		vs NY Islanders	Billy Smith
	Tony Tanti	Jan. 30	4:43	5-4		vs Montreal	Steve Penney
	Petri Skriko	Feb. 1	1:11	4-3		vs Hartford	Steve Weeks
	Thomas Gradin	Feb. 16	0:26	3-2		vs Boston	Pete Peeters
	Jean-Marc Lanthier	Mar. 3	2:47	7-6		@ Hartford	Mike Liut
1985.86	Joe Mullen	Nov. 16	2:09	5-6		@ St. Louis	Frank Caprice
(1-2-13)	J. M. Peplinski	Jan. 9	0:13	4-5		@ Calgary	Wendell Young
	Dave Lowry	Mar. 28	4:28	2-1		vs Los Angeles	Roland Melanson
1986.87	David Bruce	Jan. 7	1:26	3-2		@ Montreal	Brian Hayward
(2-0-8)	Tony Tanti	Mar. 20	1:03	6-5		vs Winnipeg	Eldon Reddick
1987.88	Charlie Huddy	Oct. 23	2:51	4-5		vs Edmonton	Kirk McLean
(0-2-9)	Ray Bourque	Dec. 17	2:16	2-3		@ Boston	Kirk McLean
1988.89	Laurie Boschman	Oct. 14	2:14	3-4		@ Winnipeg	Kirk McLean
(2-4-8)	Mike Ridley	Oct. 25	2:55	3-4		vs Washington	Steve Weeks
	Petri Skriko	Nov. 5	0:34	3-2		@ Hartford	Mike Liut
	Joe Nieuwendyk	Dec. 26	3:04	2-3		vs Calgary	Troy Gamble
	Kelly Kisio	Jan. 21	1:59	4-5		vs NY Rangers	Kirk McLean
	J. M. Sandlak	Feb. 23	4:42	2-1		vs Toronto	Allan Bester

REGULAR SEASON RECORD

IN OVERTIME GAMES

Year	Goal Scorer	Date	Time	Score	Opponent	Goalie
1989.90 (2-5-14)	Greg Paslawski	Nov. 8	0:46	2-3	@ Winnipeg	Steve Weeks
	V. Damphousse	Nov. 29	3:48	2-3	vs Toronto	Kirk McLean
	Bernie Nicholls	Dec. 6	2:51	4-5	@ Los Angeles	Kirk McLean
	Jamie Macoun	Dec. 20	4:46	1-2	@ Calgary	Kirk McLean
	Dan Quinn	Jan. 18	3:39	3-2	@ Philadelphia	Ken Wregget
	Theoren Fleury	Feb. 1	4:51	3-4	@ Calgary	Steve Weeks
	Jyrki Lumme	Mar. 15	2:19	6-5	@ St. Louis	Curtis Joseph
	T. M. Sweeney	Oct. 4	1:07	2-3	@ Calgary	Kirk McLean
	Petri Skirko	Oct. 14	1:32	5-4	vs Edmonton	Bill Ranford
	Joe Sakic	Dec. 10	4:05	2-3	vs Quebec	Kirk McLean
1990.91 (3-3-9)	Murray Baron	Mar. 13	3:09	4-5	vs Philadelphia	Troy Gamble
	Geoff Courttnall	Mar. 17	1:15	5-4	vs Los Angeles	Daniel Berthiaume
	Geoff Courttnall	Mar. 28	1:49	3-2	vs Winnipeg	Bob Essensa
	Geoff Courttnall	Oct. 8	3:32	3-2	@ Winnipeg	Bob Essensa
	Dave Babych	Nov. 22	2:14	6-5	vs Calgary	Mike Vernon
	Tom Fergus	Jan. 25	2:12	1-0	@ St. Louis	Curtis Joseph
	Ray Ferraro	Feb. 6	2:48	4-5	vs NY Islanders	Troy Gamble
	Pavel Bure	Feb. 23	2:52	2-1	vs Boston	Andy Moog
	Geoff Courttnall	Apr. 7	1:33	5-4	vs Edmonton	Ron Tugnutt
1992.93 (1-0-9)						
1993.94 (5-4-3)	Geoff Courttnall	Oct. 24	0:28	3-2	vs San Jose	Arturs Irbe
	Sergei Fedorov	Nov. 24	1:18	4-5	vs Detroit	Kirk McLean
	Dixon Ward	Nov. 29	0:15	2-1	vs Chicago	Ed Belfour
	Gilbert Dionne	Dec. 6	3:21	3-4	@ Montreal	Kirk McLean
	Cliff Ronning	Dec. 9	0:37	3-2	@ Boston	Jon Casey
	Pavel Bure	Jan. 24	0:54	5-4	@ Edm (@SK)	Bill Ranford
	Dave Gagner	Jan. 27	3:36	2-3	vs Dallas	Kirk McLean
	Paul Broten	Mar. 20	0:13	1-2	@ Dallas	Kay Whitmore
	Murray Craven	Mar. 28	3:57	3-2	vs Toronto	Felix Potvin
	Murray Craven	Apr. 25	2:00	3-4	@ Chicago	Kirk McLean
1994.95 (0-1-12)						
1995.96 (1-4-15)	Petr Kl ma	Nov. 18	2:06	4-5	@ Tampa Bay	Kirk McLean
	Chris Therien	Nov. 19	0:32	2-3	@ Philadelphia	Kirk McLean
	Alex Hicks	Jan. 24	1:34	1-2	vs Anaheim	Corey Hirsch
	Steve Thomas	Jan. 30	3:46	2-3	vs New Jersey	Corey Hirsch
	Russ Courttnall	Feb. 9	0:21	3-2	@ Edmonton	Fred Brathwaite
	Rick Tocchet	Oct. 14	4:45	4-5	vs Boston	Kirk McLean
	Esa Tikkanen	Nov. 1	0:42	5-4	@ Edmonton	Curtis Joseph
	Bryan McCabe	Nov. 13	0:45	4-5	@ NY Islanders	Corey Hirsch
	Chris Joseph	Nov. 21	3:51	2-1	vs Chicago	Jeff Hackett
	Mike Sillinger	Dec. 4	3:38	7-6	@ Buffalo	Dominik Hasek
1996.97 (5-2-7)	Alex Mogilny	Jan. 22	1:24	4-3	@ Chicago	Jeff Hackett
	Jyrki Lumme	Jan. 30	1:30	2-1	vs NY Islanders	Tommy Salo
	Kevin Hatcher	Oct. 25	0:41	2-3	vs Pittsburgh	Kirk McLean
	Rob Brown	Nov. 1	3:52	6-7	@ Pittsburgh	Kirk McLean
	Greg Johnson	Nov. 22	1:22	4-5	vs Chicago	Kirk McLean
	Jaromir Jagr	Feb. 11	1:21	5-6	@ Pittsburgh	Corey Hirsch
1998.99 (0-1-12)						
1999.00 (4-9-15)	Valeri Bure	Oct. 13	3:05	3-4	vs Calgary	Garth Snow
	Mark Messier	Oct. 19	0:43	6-5	@ Tampa Bay	Dan Cloutier
	Todd Bertuzzi	Dec. 2	1:51	3-2	vs Edmonton	Tommy Salo
	Milan Hejduk	Dec. 12	1:36	2-3	vs Colorado	Kevin Weekes
	Adam Burt	Dec. 29	2:34	2-3	vs Philadelphia	Garth Snow
	Sylvain Cote	Jan. 12	3:16	2-3	@ Chicago	Felix Potvin
	Mark Messier	Jan. 13	3:29	4-3	@ Nashville	Mike Dunham
	Steve Thomas	Jan. 17	4:55	4-5	vs Toronto	Felix Potvin
	Ethan Moreau	Jan. 25	4:00	4-5	vs Edmonton	Garth Snow
	Mattias Ohlund	Feb. 9	1:22	4-3	vs Calgary	Fred Brathwaite
2000.01 (5-7-11)	Mats Sundin	Mar. 6	3:13	5-6	vs Toronto	Felix Potvin
	Jozef Stumpel	Mar. 13	3:53	2-3	@ Los Angeles	Felix Potvin
	Rem Murray	Apr. 7	4:01	4-5	vs Edmonton	Felix Potvin
	Ed Jovanovski	Oct. 6	2:20	4-3	@ Florida	Trevor Kidd
	Jeremy Roenick	Oct. 21	0:16	2-3	vs Phoenix	Felix Potvin
	Andrei Nikolishin	Nov. 22	4:17	2-3	@ Washington	Felix Potvin
	Anson Carter	Dec. 20	2:41	2-3	@ Edmonton	Bob Essensa
	Milan Hejduk	Dec. 23	3:59	2-3	@ Colorado	Felix Potvin
	Mattias Ohlund	Jan. 30	1:43	3-2	vs Minnesota	Jamie McLennan
	Adam Oates	Feb. 14	4:19	3-4	vs Washington	Dan Cloutier
2000.01 (5-7-11)	Brendan Morrison	Feb. 17	0:58	6-5	@ Edmonton	Tommy Salo
	Mattias Ohlund	Mar. 2	3:40	3-2	vs St. Louis	Brent Johnson
	Aaron Gavey	Mar. 4	2:26	3-4	vs Minnesota	Dan Cloutier
	Shane Doan	Mar. 8	0:38	2-3	@ Phoenix	Bob Essensa
	Harold Druken	Apr. 5	3:19	3-2	vs Los Angeles	Felix Potvin

REGULAR SEASON RECORD

IN OVERTIME GAMES

Year	Goal Scorer	Date	Time	Score	Opponent	Goalie
2001.02 (4-3-7)	Ed Jovanovski	Dec. 12	4:06	1-0	@ Anaheim	J.-S. Giguere
	Kris Draper	Jan. 9	2:26	4-5	@ Detroit	Peter Skudra
	Glen Murray	Feb. 12	2:03	1-2	vs Boston	Peter Skudra
	Mike Modano	Feb. 28	4:59	3-4	vs Dallas	Dan Cloutier
2002.03 (5-1-13)	Mattias Ohlund	Mar. 17	3:04	3-2	@ New Jersey	Martin Brodeur
	Andrew Cassels	Mar. 28	4:20	4-3	vs Columbus	Marc Denis
	Brendan Morrison	Apr. 5	2:23	5-4	vs Minnesota	Dwayne Roloson
	Todd Bertuzzi	Dec. 4	0:56	3-2	@ New Jersey	Martin Brodeur
	Markus Naslund	Dec. 21	2:20	4-3	vs Edmonton	Tommy Salo
	Brendan Morrison	Feb. 13	1:58	2-1	vs Colorado	Patrick Roy
	Marek Malik	Feb. 18	3:02	4-3	@ Detroit	Curtis Joseph
	Brendan Morrison	Feb. 22	1:22	3-2	@ Edmonton	Tommy Salo
	Rick Nash	Mar. 6	2:02	4-5	@ Columbus	Alex Auld
	Simon Gagne	Nov. 13	1:47	3-4	@ Philadelphia	Johan Hedberg
2003.04 (11-5-10)	Brian Rolston	Nov. 15	4:15	1-2	@ Boston	Dan Cloutier
	Mattias Ohlund	Nov. 18	3:02	5-4	vs Montreal	Jose Theodore
	Sami Salo	Nov. 20	2:59	3-2	vs Chicago	Craig Anderson
	Markus Naslund	Nov. 27	4:13	3-2	@ Ottawa	Patrick Lalme
	Markus Naslund	Dec. 9	0:24	4-3	vs Pittsburgh	Marc-Andre Fleury
	Markus Naslund	Dec. 14	4:13	2-1	vs Carolina	Jaime Storr
	Brendan Morrison	Dec. 16	1:19	2-1	@ Nashville	Tomas Vokoun
	Todd Bertuzzi	Dec. 31	4:33	4-3	@ Chicago	Michael Leighton
	Markus Naslund	Jan. 21	4:39	5-4	vs Tampa Bay	Nikolai Khabibulin
	Adrian Aucoin	Feb. 3	0:36	4-5	@ NY Islanders	Johan Hedberg
	Eric Brewer	Feb. 21	3:56	3-4	@ Edmonton	Dan Cloutier
	Brent Sopel	Feb. 26	2:14	3-2	vs San Jose	Vesa Toskala
	Geoff Sanderson	Mar. 12	4:27	4-3	@ Edmonton	Jussi Markkanen
	Tyler Arnason	Mar. 19	1:44	3-4	@ Chicago	Alex Auld
	Brendan Morrison	Mar. 27	0:40	3-2	vs Dallas	Ron Tugnutt
	-	-	-	-	-	-
2004.05 (12-0-4)	Ian Laperriere	Oct. 29	1:55	3-4	@ Colorado	Alex Auld
	Michael Peca	Dec. 17	4:08	4-5	vs Edmonton	Maxime Ouellet
	Brendan Morrison	Jan. 7	2:53	4-3	vs Calgary	Mikha Kiprusoff
	Daniel Sedin	Feb. 12	1:26	3-2	vs Minnesota	Manny Fernandez
	David Legwand	Mar. 9	0:06	2-3	vs Nashville	Alex Auld
	Ed Jovanovski	Apr. 8	2:27	3-2	vs Calgary	Mikha Kiprusoff
	Christian Ehrhoff	Apr. 12	0:34	4-5	vs San Jose	Alex Auld
	Brendan Morrison	Apr. 15	4:23	4-3	vs Colorado	Jose Theodore
	Daniel Sedin	Oct. 6	0:31	3-2	@ Columbus	Pascal LeClaire
	Sami Salo	Oct. 20	4:59	3-2	@ St. Louis	Curtis Sanford
2006.07 (12-0-3)	Lukas Krajicek	Oct. 21	2:32	4-3	@ Nashville	Tomas Vokoun
	Brendan Morrison	Nov. 22	3:01	4-3	@ Detroit	Dominik Hasek
	Daniel Sedin	Dec. 8	3:02	4-3	vs Carolina	Cam Ward
	Sami Salo	Dec. 27	2:46	6-5	vs Calgary	Mikha Kiprusoff
	Matt Cooke	Jan. 5	1:24	3-2	vs Edmonton	Dwayne Roloson
	Alexander Frolov	Jan. 26	1:48	2-3	vs Los Angeles	Roberto Luongo
	Sami Salo	Feb. 14	4:20	3-2	@ Minnesota	Niklas Backstrom
	Daniel Sedin	Feb. 20	2:19	3-2	@ Anaheim	J.S. Giguere
	Jere Lehtinen	Feb. 25	4:17	1-2	@ Dallas	Roberto Luongo
	Henrik Sedin	Mar. 9	3:30	2-1	@ San Jose	Evgeni Nabokov
	Brent Burns	Mar. 13	4:24	2-3	vs Minnesota	Roberto Luongo
	Daniel Sedin	Mar. 15	1:09	3-2	vs St. Louis	Curtis Sanford
	Mattias Ohlund	Apr. 7	0:34	4-3	@ San Jose	Evgeni Nabokov
	Daniel Sedin	Oct. 6	4:55	4-3	@ Calgary	Mikha Kiprusoff
	Henrik Sedin	Nov. 9	1:22	2-1	vs Colorado	Jose Theodore
	Daniel Sedin	Feb. 19	3:18	3-2	@ Minnesota	Niklas Backstrom
2007.08 (4-0-1)	Jason Chmura	Feb. 29	1:07	2-3	vs Columbus	Roberto Luongo
	Ryan Kesler	Mar. 10	0:46	2-1	@ Los Angeles	Dan Cloutier
	Pavel Demitri	Oct. 11	3:54	5-4	@ Calgary	Roberto Luongo
	Alex Burrows	Oct. 16	0:27	4-3	@ Detroit	Roberto Luongo
	Sami Salo	Nov. 24	2:33	3-2	vs Detroit	Curtis Sanford
	Patrick Marleau	Jan. 20	3:08	1-2	@ San Jose	Evgeni Nabokov
	Marc Bergeron	Jan. 31	1:52	3-4	vs Minnesota	Niklas Backstrom
	Scott Niedermayer	Mar. 11	3:37	3-4	@ Anaheim	Jonas Hiller
	Henrik Sedin	Mar. 31	4:00	2-1	@ Minnesota	Roberto Luongo
	Henrik Sedin	Apr. 11	0:40	1-0	@ Colorado	Roberto Luongo
2009.10 (4-0-1)	Christian Ehrhoff	Dec. 31	2:24	4-3	@ St. Louis	Chris Mason
	Daniel Sedin	Jan. 20	1:39	3-2	@ Edmonton	Devan Dubnyk
	Christian Ehrhoff	Mar. 2	1:33	4-3	@ Columbus	Steve Mason
	Henrik Zetterberg	Mar. 20	4:59	3-4	vs Detroit	Roberto Luongo
	Sami Salo	Apr. 4	2:15	4-3	vs Minnesota	Niklas Backstrom

*Please note that the all-time overtime record does not include shootouts. The first column represents a win (two points earned), the second column represents a loss (zero points earned) and the third column represents games in which one point was earned in overtime (tie, OTL or O).

OVERALL SHOOTOUT RECORD: 22-28

HOME RECORD: 10-15

ROAD RECORD: 12-13

Year	Goal Scorer	Date	Score	Opponent	Goalie
2005.06 (4-4)	Raffi Torres	Oct. 8	3-4	@ Edmonton	Dan Cloutier
	Daniel Sedin	Dec. 9	3-2	vs Ottawa	Dominik Hasek
	Alexander Frolov	Dec. 19	3-4	vs Los Angeles	Alex Auld
	Steven Reinprecht	Dec. 23	5-6	vs Calgary	Alex Auld
2006.07 (5-4)	Jarkko Ruutu	Jan. 28	4-3	@ Colorado	David Aebischer
	Markus Naslund	Mar. 3	5-4	@ Chicago	Craig Anderson
	Todd Bertuzzi	Mar. 23	4-3	vs Edmonton	Dwayne Roloson
	Mikko Koivu	Mar. 31	1-2	vs Minnesota	Alex Auld
	Petteri Nummelin	Oct. 10	1-2	@ Minnesota	Roberto Luongo
	Markus Naslund	Oct. 27	3-2	vs Washington	Olaf Kolzig
	Ryan Kesler	Jan. 3	2-1	vs Dallas	Marty Turco
	Josh Green	Jan. 7	4-3	vs Florida	Ed Belfour
	Ales Kotalik	Jan. 19	3-4	@ Buffalo	Dany Sabourin
	Nikolai Zherdev	Jan. 30	2-3	vs Columbus	Roberto Luongo
2007.08 (6-9)	Trevor Linden	Feb. 16	2-1	@ Chicago	Patrick Lal me
	Daniel Sedin	Mar. 4	4-3	vs Minnesota	Niklas Backstrom
	Brett McLean	Mar. 25	4-5	vs Colorado	Roberto Luongo
	Ales Hemsky	Nov. 14	0-1	vs Edmonton	Roberto Luongo
	Shawn Horcoff	Nov. 20	4-5	@ Edmonton	Roberto Luongo
	Kristopher Letang	Dec. 8	1-2	vs Pittsburgh	Roberto Luongo
	Fernando Pisani	Dec. 15	1-2	@ Edmonton	Curtis Sanford
	Taylor Pyatt	Dec. 22	2-1	@ Phoenix	Ilya Bryzgalov
	Alexander Edler	Jan. 8	3-2	vs NY Islanders	Rick DiPietro
	Alexander Edler	Jan. 13	4-3	@ St. Louis	Manny Legace
	Henrik Zetterberg	Jan. 17	2-3	@ Detroit	Roberto Luongo
	Daniel Sedin	Jan. 23	3-2	vs St. Louis	Manny Legace
	Nathan Horton	Feb. 1	3-4	@ Florida	Roberto Luongo
	Brenden Morrow	Feb. 5	2-3	@ Dallas	Roberto Luongo
	Ryan Shannon	Feb. 10	3-2	vs Chicago	Nikolai Khabibulin
	Mikko Koivu	Feb. 14	4-5	vs Minnesota	Roberto Luongo
2008.09 (3-7)	Mason Raymond	Feb. 21	3-2	@ Nashville	Chris Mason
	Joe Sakic	Feb. 27	2-3	vs Colorado	Roberto Luongo
	Mattias Ohlund	Oct. 31	7-6	@ Anaheim	Jonas Hiller
	Marek Svatos	Nov. 12	1-2	vs Colorado	Roberto Luongo
	Frans Neilsen	Nov. 17	1-2	@ NY Islanders	Roberto Luongo
	Marek Svatos	Dec. 7	4-5	@ Colorado	Cory Schneider
	Erik Christensen	Jan. 2	3-4	@ Atlanta	Jason LaBarbera
	James Neal	Jan. 4	2-3	vs Dallas	Jason LaBarbera
	Jason Williams	Jan. 18	5-6	vs Columbus	Roberto Luongo
	Pavol Demitra	Feb. 17	4-3	@ Calgary	Miikka Kiprusoff
2009.10 (4-4)	Mats Sundin	Feb. 21	3-2	@ Toronto	Vesa Toskala
	Corey Perry	Apr. 2	5-6	vs Anaheim	Roberto Luongo
	Kyle Wellwood	Oct. 11	4-3	vs Dallas	Marty Turco
	Mikael Samuelsson	Oct. 29	2-1	@ Los Angeles	Jonathan Quick
	Lauri Korpikoski	Dec. 29	2-3	@ Phoenix	Roberto Luongo
	Jamie Lundmark	Jan. 9	2-3	vs Calgary	Roberto Luongo
	Pavol Demitra	Feb. 6	3-2	@ Boston	Tuukka Rask
	Adrian Aucoin	Mar. 10	3-4	@ Phoenix	Andrew Raycroft
	Pavol Demitra	Apr. 2	5-4	@ Anaheim	Curtis McElhinney
	Matt Duchene	Apr. 6	3-4	vs Colorado	Roberto Luongo

Rk	Player	GP	G	A	PTS	PIM
1	M. Naslund	884	346	410	756	614
2	T. Linden	1140	318	415	733	730
3	S. Smyl	896	262	411	673	1556
4	H. Sedin	728	138	434	572	418
5	T. Gradin	613	197	353	550	280
6	D. Sedin	705	208	339	547	292
7	P. Bure	428	254	224	478	328
8	T. Tanti	531	250	220	470	489
9	T. Bertuzzi	518	188	261	449	822
10	D. Lever	593	186	221	407	354
11	B. Morrison	543	136	257	393	326
12	A. Boudrias	458	121	267	388	140
13	P. Skriko	472	171	202	373	221
14	G. Adams	489	179	190	369	154
15	P. Sundstrom	374	133	209	342	181
16	C. Ronning	366	112	216	328	183
17	M. Ohlund	770	93	232	325	756
T-18	J. Lumme	579	83	238	321	379
	D. Kearns	677	31	290	321	386
20	A. Mogilny	312	139	169	308	144
21	D. Lidster	666	65	242	307	526
22	D. Ververgaert	409	139	165	304	177
23	C. Oddleifson	469	85	180	265	439
24	G. Courtinall	292	102	144	246	495
25	D. Rota	289	120	116	236	453
26	E. Jovanovski	434	57	177	234	536
27	R. Lanz	417	56	171	227	331
T-28	J. Sandlak	509	104	117	221	789
	R. Blight	324	96	125	221	168
30	R. Kesler	402	90	125	215	379
31	B. Schmutz	285	108	104	212	428
32	C. Fraser	348	92	114	206	651
33	S. Salo	470	62	142	204	178
34	M. Cooke	566	83	120	203	625
35	K. McCarthy	352	51	148	199	388
36	B. Pederson	233	60	137	197	174
37	H. Snepsts	781	35	160	195	1446
38	G. O'Flaherty	435	98	95	193	166
39	B. Lalonde	353	72	117	189	185
40	I. Boldirev	216	80	104	184	105
41	R. Sedlbauer	325	108	69	177	170
42	M. Gellinas	258	90	81	171	173
43	A. Burrows	370	85	85	170	604
44	A. Cassels	198	40	128	168	48
45	D. Williams	312	83	82	165	1324
T-46	O. Kurtenbach	229	62	101	163	200
	D. Halward	324	45	118	163	389
T-48	M. Lemay	279	70	92	162	367
	M. Messier	207	52	110	162	121
50	J. Gould	218	82	76	158	53
51	D. Babych	409	23	131	154	290
52	G. Lupul	293	70	75	145	243
53	I. Larionov	210	51	92	143	88
54	S. Momesso	269	68	73	141	655
T-55	G. Monahan	287	58	82	140	166
	G. Butcher	610	33	107	140	1668
57	J. Gillis	309	63	75	138	210
58	D. Tallon	222	44	93	137	219
T-59	B. Bradley	193	51	81	132	155
	J. Guevremont	227	44	88	132	124
61	B. Dailey	257	38	93	131	417
62	B. Sopol	322	33	97	130	139
63	K. Bieksa	281	28	97	125	483
64	P. Nedved	222	63	61	124	152
T-65	W. Maki	180	50	73	123	148
	I. Hlinka	137	42	81	123	28
T-67	R. Sutter	291	61	61	122	533
	L. Lindgren	335	23	99	122	292
69	A. Aucoin	341	49	71	120	245
70	J. Bublaj	256	17	101	118	202
71	P. Reinhart	131	24	90	114	74
72	M. Walton	115	44	69	113	71
T-73	T. Klatt	313	51	60	111	87
	R. Courtinall	141	39	72	111	68
75	C. Neely	201	51	53	104	320
T-76	D. Brashear	388	50	53	103	1159
	H. Graves	196	42	61	103	49
T-78	A. Edler	253	24	78	102	142
	B. Hedican	310	17	85	102	281
80	P.-O. Brasar	181	37	63	100	21
T-81	G. Odjick	444	46	52	98	2127

Rk	Player	GP	G	A	PTS	PIM
	L. Molin	172	33	65	98	37
83	M. Raymond	203	45	52	97	74
84	T. Pyatt	224	49	44	93	145
85	R. Paiement	147	44	47	91	269
T-86	S. Bozek	191	46	44	90	118
	R. Lemieux	192	29	61	90	68
	B. Wilkins	276	21	69	90	458
89	P. Bordeleau	183	33	56	89	47
90	D. Murzyn	452	23	65	88	900
91	S. Tambellini	161	42	45	87	34
92	D. Quinn	101	34	49	83	73
93	M. Petit	226	24	57	81	373
94	J. Slegre	154	12	65	77	235
95	P. Schaefer	178	36	39	75	50
96	M. Ridley	112	26	47	73	71
T-97	P. Martin	131	27	45	72	60
	G. Diduck	265	17	55	72	553
99	M. Hall	109	27	44	71	28
100	J. Benning	241	15	55	70	172
101	P. Demitra	97	23	46	69	20
102	B. Manno	163	13	55	68	115
103	G. Boddy	273	23	44	67	263
T-104	M. Craven	88	15	50	65	42
	A. Plavsic	182	13	52	65	147
106	E. Tikkanen	100	25	39	64	80
107	D. Tannahill	111	30	33	63	25
108	R. Nordmark	169	10	52	62	194
T-109	M. Sillinger	138	28	32	60	65
	M. Robitaille	174	10	50	60	121
T-111	D. Ward	103	28	31	59	119
	G. Valk	172	24	35	59	200
T-113	W. Mitchell	264	10	48	58	233
	A. Chubarov	228	25	33	58	40
115	R. Kron	144	24	33	57	37
T-116	B. May	225	29	27	56	380
	H. Druken	118	27	29	56	30
	M. Corrigan	95	24	32	56	128
T-119	A. Carter	81	33	22	55	41
	P. McNab	88	24	31	55	20
	J.-J. Daigneault	131	9	46	55	114
T-122	S. Bernier	140	26	28	54	48
	D. Scatchard	179	26	28	54	329
	B. J. MacDonald	88	26	28	54	32
	J. Brown	72	10	44	54	44
T-126	M. Samuelsson	74	30	23	53	64
	B. Peterson	146	15	38	53	171
T-128	K. Wellwood	149	32	20	52	16
	D. Capuano	88	16	36	52	52
130	J. Ruutu	267	23	28	51	453
131	M. Crawford	176	19	31	50	229
T-132	T. Taylor	125	20	29	49	141
	D. Hodgson	74	16	33	49	52
T-134	B. Ashton	124	23	25	48	68
	B. Muckalt	106	20	28	48	115
	T. Fergus	80	19	29	48	37
137	R. Oksijuta	68	21	25	46	44
T-138	C. Ehrhoff	80	14	30	44	42
	N. Belland	106	13	31	44	54
	A. Semenov	62	10	34	44	28
	S. Walker	197	10	34	44	466
	M. Baron	383	10	34	44	375
T-143	D. Balon	116	22	21	43	43
	J. Wright	91	13	30	43	43
T-145	N. Baumgartner	99	7	35	42	38
	T. Letowski	120	18	24	42	51
T-147	D. Bruce	143	23	18	41	245
	J. Beranek	95	14	27	41	88
T-149	D. Lowry	165	19	21	40	357
	J. Nill	124	17	23	40	219
T-151	J. Butler	128	19	20	39	96
	T. Pratt	176	9	30	39	261
T-153	M. Kirton	119	23	14	37	27
	R. Delorme	210	17	20	37	383
	B. Noonan	98	14	23	37	68
	M. Malik	147	10	27	37	97
T-157	J. Hansen	107	15	21	36	57
	B. Gassoff	122	19	17	36	163
T-159	A. DeMarco	95	13	22	35	23
	J. Grisdale	199	3	32	35	266
T-161	B. Derlago	63	15	19	34	29
	W. Connelly	53	14	20	34	12

ALL-TIME

SCORING

Rk	Player	GP	G	A	PTS	PIM	Rk	Player	GP	G	A	PTS	PIM	
T-166	A. MacAdam	80	14	20	34	27	249	B. Murray	90	3	10	13	42	
	V. Krutov	61	11	23	34	20		J. Hughes	52	2	11	13	181	
	P. Popiel	116	11	23	34	97		G. Doak	82	2	11	13	135	
	R. Cullen	70	12	21	33	42		A. Schliebener	84	2	11	13	74	
	D. Dunn	69	11	22	33	87		L. Carriere	56	1	12	13	66	
	H. York	103	11	22	33	40		M. Peca	37	6	6	12	32	
T-170	B. McCabe	95	8	25	33	184	T-250	M. Grabner	20	5	6	11	8	
	L. Rochefort	87	18	14	32	2	T. Glass	67	4	7	11	115		
	J-M. Lanthier	105	16	16	32	29	J. Cowan	88	7	4	11	203		
T-175	B. Allen	216	14	18	32	288	T-261	B. Isbister	55	6	5	11	38	
	G. Minor	140	11	21	32	173		C. Ruuttu	25	5	6	11	23	
	L. Rohlin	96	8	24	32	40		R. Stern	97	5	6	11	480	
	P. Zezel	66	11	20	31	18		I. Kidd	20	4	7	11	25	
177	C. Cox	177	10	21	31	535	T-267	J. Korab	31	4	7	11	64	
T-178	D. Johnson	77	16	14	30	16		B. Ritchie	71	3	8	11	80	
	D. Roberts	71	11	18	29	55		B. Convery	19	2	9	11	8	
T-180	G. Hawgood	95	7	22	29	32		T-261	A. Eldebrink	43	2	9	11	21
	M. Sundin	41	9	19	28	28	R. Murphy		73	6	4	10	100	
T-182	L. Goodenough	113	7	21	28	75	T-271		N. LaFayette	38	5	5	10	6
	S. Kariya	65	9	18	27	32			J. Jaffray	33	4	6	10	33
	R. Dirk	217	9	18	27	401		J. Wiley	37	4	6	10	6	
T-187	C. Joseph	101	5	22	27	68		T-267	B. Robertsson	69	4	6	10	37
	L. Krajicek	117	5	22	27	100	G. Sanderson		22	3	7	10	8	
	T. Kurvers	32	4	23	27	20	M. Pettinger		29	5	4	9	17	
	L. Bohonos	70	13	13	26	14	G. Richardson		24	3	6	9	19	
	C. Alexander	32	8	18	26	6	M. Wotton		42	3	6	9	25	
	D. Wickenheiser	80	7	19	26	36	A. Miller		57	1	8	9	32	
T-190	G. Meehan	57	10	15	25	4	T-271	R. Tudor	26	4	4	8	19	
	S. Lachance	157	4	21	25	96		K. Berry	27	4	4	8	11	
T-192	R. Boyd	62	7	17	24	64		T-279	J. Kurtz	27	3	5	8	14
	J. McIlhargey	167	6	18	24	403			B. Maxwell	30	1	7	8	28
T-194	J. LeBlanc	43	13	10	23	18	T-287		S. Kannegiesser	42	1	7	8	36
	J. King	55	12	11	23	8			J. Hargreaves	66	1	7	8	105
	J. Hlavac	55	10	13	23	16		J. Namestnikov	33	0	8	8	18	
T-200	J. Bulis	79	12	11	23	70		T-279	R. Brodeur (G)	377	0	8	8	24
	D. Pederson	102	8	15	23	98	D. Hordichuk		129	5	2	7	251	
	D. Richter	127	4	19	23	396	D. Jackson		15	6	1	7	13	
	R. Vaive	47	13	8	21	111	M. Bridgman		15	4	3	7	10	
	L. Melnyk	190	5	16	21	246	B. Smolinski		20	4	3	7	8	
	K. McLean (G)	516	0	21	21	54	G. Rizzuto		37	3	4	7	16	
T-203	B. McSheffrey	87	13	7	20	44	T-287	D. Kozak	28	2	5	7	30	
	R. Walter	92	9	11	20	59		J. Dowd	38	1	6	7	6	
	Ralph Stewart	53	8	12	20	4		R. Fitzpatrick	58	1	6	7	46	
D. Saunders	56	7	13	20	10	G.C. Adams		12	4	2	6	35		
J. Schella	115	2	18	20	224	B. Reid		13	2	4	6	0		
208	J. Strudwick	243	4	15	19	367		D. Kesa	19	2	4	6	18	
T-209	S. O'Brien	141	2	16	18	275	T-297	J. Mair	23	2	4	6	8	
	J. Mazur	47	11	7	18	20		S. McCarthy	51	2	4	6	43	
	R. Park	60	8	10	18	29		R. Ward	71	2	4	6	4	
T. Hunter	176	8	10	18	512	D. Seguin		26	1	5	6	46		
K. Guy	114	5	13	18	105	T. Santala		30	1	5	6	24		
T-215	P. Quinn	133	4	14	18	212		T-297	D. Logan	40	1	5	6	122
	M. Keane	64	8	9	17	20	R. Luongo (G)		271	0	6	6	18	
	J. Carson	34	7	10	17	22	H. Vasiljevs		18	3	2	5	2	
T-218	C. Campbell	89	1	16	17	206	T-309		B. Wilcox	33	3	2	5	15
	T. Currie	38	9	7	16	4			W. Brookbank	52	3	2	5	176
	J. Charbonneau	46	8	8	16	55			S. Nemchinov	6	2	3	5	4
T-225	D. Sanderson	16	7	9	16	30		T-309	B. Loney	12	2	3	5	6
	T. Hall	34	7	9	16	25			M. Schneider	17	2	3	5	12
	B. Helmer	62	7	9	16	71			T. Bouck	36	2	3	5	60
	T. Warriner	44	6	10	16	34	D. Berehowsky		39	2	3	5	39	
	M. Marois	50	4	12	16	115	C. McAllister		64	2	3	5	169	
	R. Rypien	110	9	6	15	195	J. Cull more		64	2	3	5	62	
T-232	A. Spruce	51	9	6	15	37	T-309	R. Gregg	21	1	4	5	24	
	M. Arvedson	41	8	7	15	12		C. O'Sullivan	11	0	5	5	2	
	D. Stanley	100	6	9	15	192		A. Rome	49	0	4	4	24	
	A. McBain	45	5	10	15	54		D. Callander	21	3	1	4	2	
	S. Staios	143	3	12	15	208		Ron Stewart	42	3	1	4	10	
	G. Ledyard	49	2	13	15	14		S. Kulak	32	2	2	4	37	
T-238	R. Johnson	120	3	11	14	24	T-323	M. Chouinard	42	2	2	4	10	
	D. Smith	40	6	8	14	76		N. Eisenhut	13	1	3	4	21	
	M. Lindgren	54	5	9	14	18		L. Lunde	20	1	3	4	2	
	W. Huber	35	4	10	14	40		B. Smith	21	1	3	4	52	
	D. Gagner	33	2	12	14	24		S. Holt	22	1	3	4	80	
	R. Eriksson	35	2	12	14	4		E. Hatoum	26	1	3	4	21	
T-238	D. Hendrickson	67	7	6	13	36	T-323	D. Fortier	58	1	3	4	125	
	R. Summanen	19	6	7	13	2		F. Potvin(G)	69	0	4	4	4	
	J. Green	90	6	7	13	39		K. Whitmore (G)	74	0	4	4	15	
	R. Shannon	27	5	8	13	24		D. Cloutier (G)	208	0	4	4	70	
	J. Holden	46	4	9	13	12		J. Belanger	9	3	0	3	4	
	J. McIntyre	90	3	10	13	75		V. Sharifjanov	17	2	1	3	14	

Rk	Player	GP	G	A	PTS	PIM
	A. Semak	18	2	1	3	2
	K. Manery	21	2	1	3	15
	S. Morin	6	1	2	3	6
	Y. Tremblay	12	1	2	3	12
	M. Rucinsky	13	1	2	3	10
	M. Stapleton	18	1	2	3	8
	F. Speck	18	1	2	3	0
	J. Wiste	23	1	2	3	0
	L. Goren	30	1	2	3	30
	T. Crowder	30	1	2	3	52
	L. Courville	33	1	2	3	16
	R. Hockhart	43	1	2	3	12
	S. Antoski	70	1	2	3	265
	M. Stevens	6	0	3	3	6
	D. Gibson	14	0	3	3	20
	R. Buskas	17	0	3	3	36
	G. Martin	24	0	3	3	45
	G. Cochrane	63	0	3	3	177
	A. Auld (G)	81	0	3	3	4
	C. Hirsch (G)	101	0	3	3	8
	F. Caprice (G)	102	0	3	3	17
	G. Snow (G)	109	0	3	3	46
	G. Hanlon (G)	137	0	3	3	107
T-348	A. Alberts	14	1	1	2	13
	B. Lukowich	13	1	1	2	4
	K. Beech	4	1	1	2	0
	D. Woodley	5	2	0	2	17
	P. Kavanagh	6	2	0	2	2
	P. Bakovic	10	2	0	2	48
	G. Leeman	10	2	0	2	0
	L. Bourdon	36	2	0	2	24
	M. Brown	39	1	1	2	140
	C. Vilgrain	6	1	1	2	0
	L. Vaic	9	1	1	2	2
	M. Christie	9	1	1	2	0
	Z. Komarniski	19	1	1	2	10
	M. Bergevin	9	0	2	2	2
	H. Young	11	0	2	2	25
	F. Fedorov	15	0	2	2	8
	K. Carney	18	0	2	2	14
	R. Davison	23	0	2	2	51
	M. Reaume	27	0	2	2	4
	D. Sly	31	0	2	2	10
	J. Huscroft	33	0	2	2	118
	D. Malkoc	41	0	2	2	136
	G. Bromley (G)	73	0	2	2	8
	D. Wilson (G)	148	0	2	2	39
	G. Smith (G)	189	0	2	2	104
T-373	A. Bolduc	22	0	1	1	17
	L. Nycholat	14	0	1	1	6
	J. Krog	4	1	0	1	2
	M. Grenier	7	1	0	1	9
	T. Lenardon	8	1	0	1	4
	M. Lampman	14	1	0	1	0
	F. Kucera	26	1	0	1	10
	D. Ratushny	1	0	1	1	2
	J. Balej	1	0	1	1	0
	S. Pronger	3	0	1	1	4
	B. Moran	3	0	1	1	2
	O. Vaananen	3	0	1	1	0
	B. Affleck	5	0	1	1	0
	G. Hubick	5	0	1	1	0
	J. McDonnell	7	0	1	1	12
	T. Mojzis	7	0	1	1	12
	P. Coulombe	7	0	1	1	4
	J. Kocur	7	0	1	1	19
	C. Levie	9	0	1	1	13
	E. Ciccone	13	0	1	1	47
	D. Bodger	13	0	1	1	4
	P. Lawless	13	0	1	1	0
	L. Zetterstrom	14	0	1	1	2
	S. Burke (G)	16	0	1	1	14
	W. Young (G)	30	0	1	1	0
	C. Sanford (G)	35	0	1	1	4
	R. Bartel	40	0	1	1	14
	D. Langdon	45	0	1	1	143
	P. Skudra (G)	46	0	1	1	2
	M. Weaver	55	0	1	1	33
	J. Garrett (G)	56	0	1	1	23
	A. Stojanov	62	0	1	1	136

Rk	Player	GP	G	A	PTS	PIM
	J. Agnew	65	0	1	1	189
	T. Gamble (G)	72	0	1	1	22
	C. Maniago (G)	93	0	1	1	18
	C. Ridley (G)	96	0	1	1	13
T-409	S. Shirokov	6	0	0	0	2
	E. Oberg	2	0	0	0	0
	M. Bliznak	2	0	0	0	0
	G. Desbiens	1	0	0	0	2
	C. Schneider (G)	10	0	0	0	0
	A. Raycroft (G)	21	0	0	0	4
	R. Brown	1	0	0	0	7
	D. Dunbar	1	0	0	0	2
	B. Hurlburt	1	0	0	0	2
	P. Ryan	1	0	0	0	2
	M. Banne man (G)	1	0	0	0	0
	K. Block	1	0	0	0	0
	S. Hazlett	1	0	0	0	0
	R. Homenuke	1	0	0	0	0
	M. Jokela	1	0	0	0	0
	B. MacDonald	1	0	0	0	0
	S. McKichan (G)	1	0	0	0	0
	R. McVicar (G)	1	0	0	0	0
	T. Moss (G)	1	0	0	0	0
	G. Sobchuk	1	0	0	0	0
	S. Veysey	1	0	0	0	0
	Z. FitzGerald	1	0	0	0	0
	K. Pr meau	2	0	0	0	4
	R. Bawa	2	0	0	0	0
	B. Cook	2	0	0	0	0
	P. Folco	2	0	0	0	0
	D. Gloor	2	0	0	0	0
	L. Gould	2	0	0	0	0
	B. Holloway	2	0	0	0	0
	D. MacIntyre (G)	2	0	0	0	0
	D. McClelland (G)	2	0	0	0	0
	A. Michael (G)	2	0	0	0	0
	A. Tezikov	2	0	0	0	0
	J. Schultz	2	0	0	0	0
	S. Stone	2	0	0	0	0
	D. McCord	3	0	0	0	6
	R. Bonni	3	0	0	0	0
	J. Capuano	3	0	0	0	0
	R. Heinz (G)	3	0	0	0	0
	M. Ouellet	3	0	0	0	0
	N. Smith	4	0	0	0	0
	R. Gordon	4	0	0	0	2
	B. Leeb	4	0	0	0	2
	M. Ouellet (G)	4	0	0	0	2
	P. O'Neill	5	0	0	0	0
	C. Schwab (G)	6	0	0	0	2
	M. Brochu (G)	6	0	0	0	0
	M. Fountain (G)	6	0	0	0	0
	B. Mason (G)	6	0	0	0	0
	T. Hawkins	8	0	0	0	15
	S. Butenshon	8	0	0	0	10
	M. Noronen (G)	8	0	0	0	2
	S. Washburn	8	0	0	0	2
	D. Morrison	8	0	0	0	0
	J. LaBarbera (G)	9	0	0	0	0
	D. Sabourin (G)	9	0	0	0	0
	J. Rohlicek	9	0	0	0	8
	J. Caron (G)	10	0	0	0	2
	S. Brown	12	0	0	0	8
	K. Elacott (G)	12	0	0	0	0
	J. Arbour	13	0	0	0	12
	L. Bolonchuk	15	0	0	0	6
	M. Brown	16	0	0	0	77
	B. Glynn	16	0	0	0	12
	E. Weinrich	16	0	0	0	8
	B. Bullock (G)	16	0	0	0	2
	N. McIver	18	0	0	0	59
	J. Hedberg (G)	21	0	0	0	10
	K. Weekes (G)	31	0	0	0	0
	C. Hodge (G)	35	0	0	0	0
	B. Essensa (G)	39	0	0	0	4
	A. Irbe (G)	41	0	0	0	2
	G. Gardner (G)	42	0	0	0	0
	E. Dyck (G)	49	0	0	0	0
	K. Lockett (G)	55	0	0	0	8
	S. Weeks (G)	66	0	0	0	4

GAMES

1	Trevor Linden	1140
2	Stan Smyl	896
3	Markus Naslund	884
4	Harold Snepsts	781
5	Mattias Ohlund	770
6	Henrik Sedin	728
7	Daniel Sedin	705
8	Dennis Kearns	677
9	Doug Lidster	666
10	Thomas Gradin	613

GOALS

1	Markus Naslund	346
2	Trevor Linden	318
3	Stan Smyl	262
4	Pavel Bure	254
5	Tony Tanti	250
6	Daniel Sedin	208
7	Thomas Gradin	197
8	Todd Bertuzzi	188
9	Don Lever	186
10	Greg Adams	179

ASSISTS

1	Henrik Sedin	434
2	Trevor Linden	415
3	Stan Smyl	411
4	Markus Naslund	410
5	Thomas Gradin	353
6	Daniel Sedin	339
7	Dennis Kearns	290
8	Andre Boudrias	267
9	Todd Bertuzzi	261
10	Brendan Morrison	257

PENALTY MINUTES

1	Gino Odjick	2127
2	Garth Butcher	1668
3	Stan Smyl	1556
4	Harold Snepsts	1446
5	Tiger Williams	1324
6	Donald Brashear	1159
7	Dana Murzyn	900
8	Todd Bertuzzi	822
9	J m Sandlak	789
10	Mattias Ohlund	756

GAME-WINNING GOALS

1	Markus Naslund	49
2	Daniel Sedin	44
3	Trevor Linden	33
4	Pavel Bure	32
5	Brendan Morrison	30
6	Tony Tanti	29
7	Thomas Gradin	26
8	Todd Bertuzzi	24
9	Henrik Sedin	22
10	Stan Smyl	20

POWER PLAY GOALS

1	Markus Naslund	114
2	Tony Tanti	102
3	Trevor Linden	97
4	Todd Bertuzzi	79
5	Daniel Sedin	75
6	Stan Smyl	74
7	Pavel Bure	69
8	Greg Adams	65
9	Don Lever	53
10	Thomas Gradin	49

SHORTHANDED GOALS

1	Pavel Bure	24
2	Trevor Linden	15
T-3	Alex Burrows	13
	Stan Smyl	13
	Alex Mogilny	13
6	Petri Skriko	11
7	Matt Cooke	8
T-8	Brendan Morrison	7
	Thomas Gradin	7
T-10	Eight players tied	6

HAT TRICKS

T-1	Markus Naslund	10
	Tony Tanti	10
	Pavel Bure	9
4	Stan Smyl	7
T-5	Todd Bertuzzi	5
	Petri Skriko	5
T-7	Daniel Sedin	4
	Trevor Linden	4
	Thomas Gradin	4
	Alex Mogilny	4
	Darcy Rota	4
	Bobby Schmautz	4

GOALTENDER

Games Played		
1	Kirk McLean	516
2	Richard Brodeur	377
3	Roberto Luongo	271
4	Dan Cloutier	208
5	Gary Smith	189
Wins		
1	Kirk McLean	211
2	Roberto Luongo	155
3	Richard Brodeur	126
4	Dan Cloutier	109
5	Gary Smith	72
Shutouts		
1	Roberto Luongo	24
2	Kirk McLean	20
3	Dan Cloutier	14
4	Gary Smith	11
T-5	Richard Brodeur	6
	Garth Snow	6
AVG (Min. 50 GP)		
1	Roberto Luongo	2.39
2	Dan Cloutier	2.42
3	Alex Auld	2.75
4	Felix Potvin	2.84
5	Garth Snow	2.86

CENTRES

Rk.	Player	G	A	PTS
1	H. Sedin	138	434	572
2	Gradin	197	353	550
3	Morrison	136	257	393
4	Boudrias	121	267	388
5	Sundstrom	133	209	342
6	Ronning	112	216	328
7	Oddleifson	85	180	265
8	Kesler	90	125	215
9	Pederson	60	137	197
10	Lalonde	72	117	189

RIGHT WING

Rk.	Player	G	A	PTS
1	Linden	318	415	733
2	Smyl	262	411	673
3	Bure	254	206	478
4	Tanti	250	220	470
5	Bertuzzi	188	261	449
6	Mogilny	139	169	308
7	Ververgaert	139	165	304
T-8	Sandlak	104	117	221
	Blight	96	125	221
10	Schmautz	108	104	212

LEFT WING

Rk.	Player	G	A	PTS
1	Naslund	346	410	756
2	D. Sedin	208	339	547
3	Lever	186	221	407
4	Skriko	171	202	373
5	G.G. Adams	179	190	369
6	G. Courtnall	102	144	246
7	Rota	20	116	236
8	Fraser	92	114	206
9	Cooke	83	120	203
10	O'Flaherty	98	95	193

DEFENCEMEN

Rk.	Player	G	A	PTS
1	Ohlund	93	232	325
T-2	Lumme	83	238	321
	Kearns	31	290	321
4	Lidster	65	242	307
5	Jovanovski	57	177	234
6	Lanz	56	171	227
7	Salo	62	142	204
8	McCarthy	51	148	199
9	Snepsts	35	160	195
10	Halward	45	118	163

ROOKIE

Rk.	Player	G	A	PTS
T-1	Bure	34	26	60
	Hlinka	23	37	60
3	Linden	30	29	59
4	Ververgaert	26	31	57
T-5	Blight	25	31	56
	Tallon	14	42	56
7	Ward	22	30	52

SEASON PLAYER RECORDS

Season	Goals	Assists	Points	Season	Goals	Assists	Points
1970.71	Paiement	34	Tallon 42	1989.90	Adams	30	Reinhart 40
1971.72	Boudrias	27	Guevremont 38	1990.91	Linden	33	Quinn 70
			Kurtenbach 61		Courttnall	33	
1972.73	Schmautz	38	Boudrias 40	1991.92	Bure	34	Ronning 47
1973.74	Schmautz	26	Boudrias 59	1992.93	Bure	60*	Ronning 56
	Vervegaert	26	Boudrias 71	1993.94	Bure	60*	Bure 47
1974.75	Lever	38	Boudrias 62	1994.95	Bure	20	R. Courttnall 24
1975.76	Vervegaert	37	Kearns 46	1995.96	Mogilny	55	Mogilny 52
			Oddleifson 46	1996.97	Gelinas	35	Mogilny 42
1976.77	Blight	28	Kearns 55	1997.98	Bure	51	Bure 39
1977.78	Walton	29	Kearns 43	1998.99	Naslund	36	Messier 35
1978.79	Sedlbauer	40	Gradin 31	1999.00	Naslund	27	Cassels 45
			Kearns 31	2000.01	Naslund	41	Cassels 44
1979.80	Smyl	31	Smyl 47	2001.02	Naslund	40	Naslund 50
1980.81	Williams	35	Gradin 48	2002.03	Naslund	48	Naslund 56
1981.82	Gradin	37	Gradin 49	2003.04	Naslund	35	Naslund 49
1982.83	Rota	42	Gradin 54	2004.05	-	-	-
1983.84	Tanti	45	Gradin 57	2005.06	Carter	33	H. Sedin 57
1984.85	Tanti	39	Sundstrom 43	2006.07	D. Sedin	36	H. Sedin 71
1985.86	Tanti	39	Sundstrom 48	2007.08	D. Sedin	29	H. Sedin 61
1986.87	Tanti	41	Pederson 52	2008.09	D. Sedin	31	H. Sedin 60
1987.88	Tanti	40	Pederson 52	2009.10	A. Burrows	35	H.Sedin 83*
1988.89	Linden	30	Reinhart 50				
	Skriko	30	Skriko 66				

*Club Record

SEASON PENALTY MINUTES & GOALTENDING RECORDS

Season	Penalty Minutes	Goaltender Avg (Min. 20 GP)	Wins	Season	Penalty Minutes	Goaltender Avg (Min. 20 GP)	Wins
1970.71	Paiement	152	Hodge 3.41	1990.91	Odjick	296	Gamble 3.45
1971.72	Schella	166	Wilson 3.61	1991.92	Odjick	348	McLean 2.74
1972.73	Schmautz	137	Wilson 3.94	1992.93	Odjick	370	Whitmore 3.10
1973.74	Dailey	143	Smith 3.44	1993.94	Odjick	271	McLean 2.99
1974.75	Pratt	145	Smith 3.09	1994.95	Murzyn	129	McLean 2.75
1975.76	Snepsts	125	Lockett 3.47	1995.96	Odjick	181	Hirsch 2.93
1976.77	Snepsts	149	Maniogo 3.36	1996.97	Odjick	371	McLean 3.21
1977.78	McIlhargey	172	Maniogo 4.02	1997.98	Brashear	372	Irbe 2.73
1978.79	Snepsts	130	Hanlon 3.10	1998.99	Brashear	209	Snow 2.93
1979.80	Smyl	204	Hanlon 3.47	1999.00	Brashear	136	Potvin 2.59
1980.81	Williams	343	Brodeur 3.51	2000.01	Brashear	145	Essensa 2.68
1981.82	Williams	341	Brodeur 3.35	2001.02	Cooke	111	Skudra 2.42
1982.83	Williams	265	Brodeur 3.79	2002.03	Bertuzzi	144	Cloutier 2.42
1983.84	Williams	294	Brodeur 4.01	2003.04	May	137	Cloutier 2.27
1984.85	Butcher	152	Brodeur 4.67	2004.05	-	-	-
1985.86	Butcher	188	Young 3.58	2005.06	Ruutu	142	Auld 2.94
1986.87	Butcher	207	Brodeur 3.59	2006.07	Bieksa	134	Luongo 2.29
1987.88	Butcher	285	McLean 3.71	2007.08	Burrows	179	Luongo 2.38
1988.89	Butcher	227	Weeks 2.98	2008.09	O'Brien	196	Luongo 2.34
1989.90	Stern	208	McLean 3.47	2009.10	Hordichuk	142	Luongo 2.42

*Club Record

GOALTENDING RECORDS

Goaltender	GPI	MINS	GA	SO	Avg	W-L-T
Kirk McLean	516	29,989	1637	20	3.28	211-228-59
Richard Brodeur	377	21,548	1389	6	3.87	126-172-62
Roberto Luongo	271	15,803	630	24	2.39	155-86-26
Dan Cloutier	208	12,010	485	14	2.42	109-68-23
Gary Smith	189	10,304	572	11	3.33	72-81-23
Dunc Wilson	148	7,919	518	2	3.93	34-86-12
Glen Hanlon	137	7,770	461	5	3.56	43-66-21
Garth Snow	109	5,717	273	6	2.87	33-52-11
Frank Caprice	102	5,589	391	1	4.20	31-47-11
Corey Hirsch	101	5,434	283	4	3.12	32-42-13
Curt Ridley	96	5,183	328	1	3.80	25-44-16
Cesare Maniago	93	5,269	323	2	3.68	27-45-17
Alex Auld	81	4,650	213	1	2.75	39-31-8
Kay Whitmore	74	4,296	244	1	3.40	36-28-6
Gary Bromley	73	3,982	241	3	3.63	25-27-14
Troy Gamble	72	3,804	229	1	3.61	22-29-9
Felix Potvin	69	3,972	188	1	2.84	26-30-10
Steve Weeks	66	3,808	218	0	3.43	19-34-11
John Garrett	56	2,994	205	1	4.11	22-21-5
Ken Lockett	55	2,348	131	2	3.35	13-15-8
Ed Dyck	49	2,453	178	1	4.54	8-28-5
Peter Skudra	46	2,358	101	2	2.57	19-13-8
George Gardner	42	2,159	138	0	3.83	9-22-4
Arturs Irbe	41	1,999	91	2	2.73	14-11-6
Bob Essensa	39	2,059	92	1	2.68	18-12-3

Goaltender	GPI	MINS	GA	SO	Avg	W-L-T
Charlie Hodge	35	1,967	112	0	3.42	15-13-5
Curtis Sanford	35	1,652	74	1	2.71	11-11-1
Kevin Weekes	31	1,519	81	1	3.20	6-15-5
Wendell Young	30	1,443	96	0	3.99	5-15-4
Andrew Raycroft	21	967	39	1	2.42	9-9-1
Johan Hedberg	21	1,098	46	3	2.51	8-6-2
Bruce Bullock	16	927	74	0	4.79	3-9-3
Sean Burke	16	838	49	0	3.51	2-9-4
Ken Ellacott	12	555	41	0	4.43	2-3-4
Cory Schneider	10	434	25	0	3.46	2-5-1
Jacques Caron	10	465	38	0	4.90	2-5-1
Jason LaBarbera	9	451	20	0	2.66	3-2-2
Dany Sabourin	9	479	21	0	2.63	2-4-1
Bob Mason	6	353	29	0	4.93	2-4-0
Corey Schwab	6	269	16	0	3.57	2-1-1
Mike Fountain	6	245	14	1	3.43	2-2-0
Martin Brochu	6	216	15	0	4.17	0-3-0
Rick Heinz	3	180	9	1	3.00	2-1-0
D. McClelland	2	120	10	0	5.00	1-1-0
Drew MacIntyre	2	61	3	0	2.95	0-1-0
Alfie Michael	2	69	5	0	4.35	0-1-0
Tyler Moss	1	22	1	0	2.50	0-0-0
M. Bannerman	1	20	0	0	0.00	0-0-0
Steve McKichan	1	20	2	0	6.00	0-0-0

CANUCKS MOST PRODUCTIVE MONTHS

Player	Month	GP	Points
Stan Smyl	Mar. 1983	16	10-21-31
Pavel Bure	Mar. 1994	16	19-11-30
Darcy Rota	Mar. 1983	16	15-15-30
Thomas Gradin	Mar. 1983	16	11-16-27
Henrik Sedin	Jan. 2010	13	6-19-25
Henrik Sedin	Dec. 2009	15	5-20-25
Alex Mogilny	Feb. 1996	13	12-13-25
Henrik Sedin	Mar. 2010	15	4-20-24
Pavel Bure	Nov. 1992	15	16-8-24
Patrik Sundstrom	Feb. 1984	15	13-11-24
Tony Tanti	Oct. 1983	12	13-10-23
Geoff Courtnall	Nov. 1992	15	5-18-23
Daniel Sedin	Mar. 2010	15	8-14-22
Alex Burrows	Jan. 2010	13	15-7-22
Daniel Sedin	Jan. 2010	13	6-16-22
Daniel Sedin	Dec. 2009	15	9-13-22
Petri Skriko	Nov. 1986	14	14-8-22
Tony Tanti	Jan. 1988	15	13-9-22
Pavel Bure	Jan. 1992	14	12-10-22
Petri Skriko	Mar. 1987	12	10-12-22
Todd Bertuzzi	Mar. 2002	14	11-11-22
Markus Naslund	Jan. 2002	14	8-13-21
Petr Nedved	Nov. 1992	15	12-9-21

Player	Month	GP	Points
Barry Pederson	Jan. 1988	15	5-16-21
Pavel Bure	Nov. 1997	13	8-13-21
Daniel Sedin	Mar. 2007	15	9-11-20
Alex Mogilny	Jan. 1996	12	11-9-20
Patrik Sundstrom	Oct. 1983	12	7-13-20
Henrik Sedin	Mar. 2009	15	7-12-19
Henrik Sedin	Mar. 2007	15	2-17-19
Dan Quinn	Feb. 1990	14	13-6-19
Pavel Bure	Jan. 1994	13	13-6-19
Petri Skriko	Nov. 1983	14	10-9-19
Greg Adams	Nov. 1987	14	9-10-19
Todd Bertuzzi	Jan. 2002	14	7-12-19
Barry Pederson	Nov. 1986	14	7-12-19
Stan Smyl	Feb. 1980	12	5-14-19
Daniel Sedin	Mar. 2009	15	5-13-18
Daniel Sedin	Dec. 2006	13	9-9-18
Ivan Hlinka	Nov. 1982	14	8-10-18
Petri Skriko	Jan. 1988	13	8-10-18
Trevor Linden	Dec. 1995	13	7-11-18
Per-Olov Brasar	Mar. 1981	13	6-12-18
Thomas Gradin	Mar. 1982	13	6-12-18
Paul Reinhart	Oct. 1989	13	5-13-18

CANUCKS POINT STREAKS

Rank	Player	Date	GP	Points
T-1	Nedved	Nov. 19/92	Dec. 27/92	15 15-9-24
	Bertuzzi	Jan. 3/02	Feb. 4/02	15 7-12-19
3	Rota	Mar. 2/83	Mar. 29/83	14 15-15-30
T-4	Kesler	Feb. 6/10	Mar. 14/10	13 6-9-15
	Smyl	Feb. 27/83	Mar. 23/83	13 8-19-27
	Bure	Jan. 4/93	Jan. 30/93	13 12-10-22
T-6	Burrows	Dec. 31/09	Jan. 25/10	12 13-6-19
	Gradin	Feb. 27/83	Mar. 21/83	12 10-16-26
	Bure	Mar. 9/94	Apr. 1/94	12 16-8-24
	Smyl	Feb. 7/80	Mar. 4/80	12 5-17-22
	Bure	Feb. 8/94	Mar. 4/94	12 11-10-21
	Semenov	Nov. 6/92	Nov. 26/92	12 1-16-17
	Bertuzzi	Jan. 17/03	Feb. 13/03	12 6-8-14
T-12	D. Sedin	Feb. 12/10	Mar. 16/10	11 3-14-17
	Tanti	Oct. 5/83	Oct. 18/83	11 13-10-23
	Kearns	Feb. 27/77	Mar. 20/77	11 1-19-20

Mogilny	Nov. 3/95	Nov. 23/95	11 9-8-17
Bubla	Oct. 12/83	Nov. 5/83	11 1-11-12
T-16 H. Sedin	Dec. 22/09	Jan. 11/10	10 5-15-20
Bure	Nov. 11/97	Dec. 1/97	10 8-8-16
Mogilny	Jan. 22/96	Feb. 9/96	10 9-6-15

STREAKS TO START SEASON

Rank	Player	Month	GP	Points
1	Tanti	Oct. 5/83	Oct. 28/83	11 13-10-23
T-2	Linden	Oct. 9/95	Oct. 25/95	8 5-7-12
	Walton	Oct. 12/77	Oct. 29/77	8 6-6-12
4	Pederson	Oct. 6/88	Oct. 18/88	7 3-4-7
5	Boudrias	Oct. 9/74	Oct. 19/74	5 0-9-9
T-6	Vervaeke	Oct. 9/74	Oct. 19/74	5 5-2-7
	Lever	Oct. 9/74	Oct. 19/74	5 3-4-7
T-8	D. Sedin	Oct. 5/07	Oct. 13/07	5 4-3-7
	Tanti	Oct. 11/84	Oct. 18/84	5 4-1-5
	Tannahill	Oct. 7/78	Oct. 17/78	5 2-3-5

CANUCKS PENALTY SHOTS (Scored on 17 of 41 opportunities)

Player	Date	Goaltender	Result	Score			
Andre Boudrias	Mar. 9/73	Roger Crozier	GOAL	BUF	2	@	VAN 5
Ron Sedlbauer	Nov. 19/77	Billy Smith	no goal	VAN	2	@	NYI 9
Ron Sedlbauer	Mar. 7/78	Glen Resch	no goal	VAN	2	@	NYI 5
Ron Sedlbauer	Mar. 2/79	Glen Inness	no goal	WSH	6	@	VAN 2
Harold Snepsts	Feb. 2/80	Gilles Meloche	GOAL	VAN	5	@	MIN 4
Thomas Gradin	Feb. 11/82	Gilles Gilbert	GOAL	VAN	4	@	DET 4
Ivan Hlinka	Feb. 11/82	Gilles Gilbert	GOAL	VAN	4	@	DET 4
Stan Smyl	Jan. 16/87	Mike Vernon	GOAL	CGY	5	@	VAN 9
Greg Adams	Jan. 7/88	Alain Chevrier	no goal	VAN	6	@	NJ 3
Greg Adams	Jan. 9/89	Alan Bester	no goal	VAN	0	@	TOR 3
Greg Adams	Dec. 10/89	Jacques Cloutier	no goal	VAN	1	@	CHI 7
Gino Odjick	Oct. 19/91	Mike Vernon	GOAL	CGY	2	@	VAN 5
Greg Adams	Dec. 1/91	Bill Ranford	no goal	VAN	0	@	EDM 7
Greg Adams	Jan. 25/92	Curtis Joseph	no goal	VAN	1	@	STL 0
Pavel Bure	Feb. 17/92	John Vanbiesbrouck	no goal	VAN	3	@	NYR 3
Pavel Bure	Feb. 28/92	Rick Tabaracci	GOAL	WPG	3	@	VAN 5
Pavel Bure	Oct. 6/93	Kelly Hrudey	no goal	VAN	5	@	LA 2
Geoff Courttnall	Mar. 21/95	Damian Rhodes	no goal	TOR	1	@	VAN 3
Mike Sillinger	Jan. 14/97	Mark Fitzpatrick	GOAL	FLA	4	@	VAN 4
Pavel Bure	Nov. 12/97	Mike Vernon	GOAL	VAN	5	@	SJ 2
Alex Mogilny	Dec. 1/97	Chris Osgood	GOAL	DET	3	@	VAN 3
Pavel Bure	Jan. 26/98	Nikolai Khabibulin	GOAL	VAN	2	@	PHX 4
Pavel Bure	Feb. 28/98	Damian Rhodes	GOAL	OTT	4	@	VAN 6
Markus Naslund	Dec. 19/98	Mike Dunham	GOAL	NSH	6	@	VAN 4
Andrew Cassels	Nov. 30/99	Patrick Roy	no goal	COL	4	@	VAN 2
Andrew Cassels	Mar. 18/01	Norm Maracle	no goal	VAN	5	@	ATL 3
Markus Naslund	Oct. 18/01	Curtis Joseph	GOAL	TOR	6	@	VAN 5
Markus Naslund	Mar. 27/02	Chris Osgood	no goal	VAN	2	@	NYI 3
Daniel Sedin	Jan. 17/04	Jean-Sebastien Giguere	no goal	ANA	2	@	VAN 1
Jarkko Ruutu	Feb. 13/04	Pasi Nurminen	no goal	ATL	4	@	VAN 1
Trevor Linden	Nov. 20/05	Ilya Bryzgalov	GOAL	VAN	3	@	ANA 2
Alex Burrows	Jan. 5/06	Craig Anderson	no goal	VAN	3	@	CHI 2
Jarkko Ruutu	Jan. 5/06	Craig Anderson	GOAL	VAN	3	@	CHI 2
Alex Burrows	Feb. 3/06	Miikka Kiprusoff	no goal	VAN	3	@	CGY 1
Daniel Sedin	Mar. 8/07	Curtis Joseph	no goal	VAN	4	@	PHX 2
Henrik Sedin	Nov. 27/07	Jonas Hiller	no goal	ANA	0	@	VAN 4
Markus Naslund	Feb. 1/08	Tomas Vokoun	no goal	VAN	3	@	FLA 4
Daniel Sedin	Feb. 10/08	Nikolai Khabibulin	no goal	CHI	2	@	VAN 3
Markus Naslund	Mar. 15/08	Marty Turco	no goal	VAN	4	@	DAL 3
Taylor Pyatt	Nov. 12/08	Peter Budaj	GOAL	COL	2	@	VAN 1
Pavol Demitra	Mar. 27/09	Andrew Raycroft	no goal	VAN	4	@	COL 1
Mason Raymond	Jan. 7/10	Ilya Bryzgalov	no goal	PHX	0	@	VAN 4

OPPOSITION (Scored on 16 of 41 opportunities)

Player	Date	Goaltender	Result	Score			
P. Andrea	Nov. 5/70	Dunc Wilson	NO GOAL	VAN	4	@	BUF 1
G. Charron	Feb. 29/72	Ed Dyck	NO GOAL	VAN	2	@	DET 8
S. Atkinson	Feb. 1/75	Ken Lockett	goal	WSH	2	@	VAN 5
D. Murdoch	Nov. 3/76	Curt Ridley	goal	NYR	6	@	VAN 1
D. Savard	Jan. 10/82	Richard Brodeur	NO GOAL	VAN	2	@	CHI 3
B. Propp	Jan. 4/83	Ken Elacott	goal	VAN	1	@	PHI 4
W. Gretzky	Jan. 19/83	Richard Brodeur	goal	VAN	4	@	EDM 9
B. Ashton	Dec. 11/88	Kirk McLean	goal	WPG	6	@	VAN 8
J. Nieuwendyk	Dec. 16/88	Steve Weeks	goal	CGY	5	@	VAN 3
M. Donnelly	Nov. 12/92	Kirk McLean	goal	VAN	4	@	LA 7
A. Kovalenko	Dec. 4/93	Kirk McLean	goal	VAN	1	@	QUE 3
B. Gilchrist	Jan. 27/94	Kirk McLean	NO GOAL	DAL	3	@	VAN 2
R. Niedermayer	Mar. 13/97	Corey Hirsch	NO GOAL	VAN	4	@	FLA 5
H. Dominichelli	Feb. 27/98	Arturs Irbe	goal	VAN	4	@	CGY 4
O. Nolan	Dec. 26/98	Garth Snow	NO GOAL	VAN	0	@	SJ 2
M. Rucinsky	Jan. 2/99	Corey Hirsch	NO GOAL	MTL	2	@	VAN 1
P. Kariya	Feb. 20/99	Corey Hirsch	goal	ANA	5	@	VAN 1
M. Sushinsky	Nov. 26/00	Felix Potvin	NO GOAL	VAN	2	@	MIN 4
B. Hull	Jan. 22/01	Felix Potvin	NO GOAL	VAN	1	@	DAL 2
D. Bylsma	Dec. 12/01	Dan Cloutier	NO GOAL	VAN	1	@	ANA 0
S. Roest	Mar. 2/02	Dan Cloutier	goal	MIN	3	@	VAN 6
M. Sillinger	Mar. 14/02	Dan Cloutier	NO GOAL	VAN	5	@	CBJ 1
B. Morrow	Nov. 6/02	Dan Cloutier	goal	VAN	0	@	DAL 4
T. Holmstrom	Jan. 19/03	Dan Cloutier	NO GOAL	VAN	4	@	DET 1
A. Laaksonen	Oct. 18/03	Johan Hedberg	NO GOAL	VAN	2	@	MIN 2

E. Nickulas	Nov. 6/03
O. Saprykin	Dec. 26/03
J. Iginla	Jan. 3/04
A. Laaksonen	Feb. 19/04
P. Demitra	Feb. 28/04
P.M. Bouchard	Oct. 12/05
C. Kobasew	Nov. 7/05
S. Doan	Nov. 26/05
R. Nash	Feb. 6/06
B. Rolston	Nov. 2/06
E. Staal	Dec. 8/06
S. Crosby	Dec. 8/07
M. Nylander	Oct. 13/08
S. Gagner	Oct. 25/08
A. Frolov	Oct. 30/08
P. Sharp	Mar. 29/09
A. Semin	Dec. 18/09

Dan Cloutier	
Dan Cloutier	
Alex Auld	
Dan Cloutier	
Johan Hedberg	
Dan Cloutier	
Alex Auld	
Alex Auld	
Alex Auld	
Roberto Luongo	
Roberto Luongo	
Roberto Luongo	
Roberto Luongo	
Roberto Luongo	
Roberto Luongo	
Roberto Luongo	
Roberto Luongo	

NO GOAL	VAN	2	@	STL	3
NO GOAL	VAN	2	@	CGY	0
NO GOAL	VAN	3	@	CGY	1
goal	VAN	2	@	MIN	6
NO GOAL	STL	0	@	VAN	2
goal	VAN	0	@	MIN	6
NO GOAL	VAN	3	@	CGY	4
NO GOAL	VAN	1	@	PHX	2
NO GOAL	CBJ	4	@	VAN	7
goal	VAN	2	@	MIN	5
NO GOAL	CAR	3	@	VAN	4
NO GOAL	PIT	2	@	VAN	1
goal	VAN	1	@	WSH	5
NO GOAL	EDM	3	@	VAN	6
NO GOAL	VAN	4	@	LA	0
NO GOAL	VAN	4	@	CHI	0
NO GOAL	WSH	2	@	VAN	3

CANUCKS

No.	Date	Opponent	Score	Goaltender
1971.72				
1	Oct. 27	@ Toronto	0-0	Dunc Wilson
1972.73				
2	Jan. 9	St. Louis	3-0	Dunc Wilson
3	Feb. 16	Atlanta	5-0	Ed Dyck
1973.74				
4	Oct. 23	Atlanta	3-0	Gary Smith
5	Mar. 15	Atlanta	3-0	Gary Smith
6	Mar. 31	California	7-0	Gary Smith
1974.75				
7	Oct. 20	@ NY Rangers	1-0	Gary Smith
8	Oct. 29	Detroit	7-0	Gary Smith
9	Nov. 12	Chicago	1-0	Gary Smith
10	Nov. 30	NY Islanders	3-0	Gary Smith
11	Dec. 10	California	3-0	Gary Smith
12	Feb. 11	Kansas City	4-0	Gary Smith
13	Apr. 1	California	7-0	Ken Lockett
14	Apr. 2	@ California	3-0	Ken Lockett
1975.76				
15	Nov. 25	Buffalo	4-0	Gary Smith
16	Feb. 20	Minnesota	7-0	Gary Smith
17	Apr. 2	@ California	5-0	Curt Ridley
1976.77				
18	Mar. 10	Chicago	5-0	Cesare Maniago
1977.78				
19	Nov. 20	@ NY Rangers	3-0	Cesare Maniago
1978.79				
20	Nov. 1	@ Chicago	1-0	Glen Hanlon
21	Dec. 5	Atlanta	3-0	Glen Hanlon
22	Dec. 23	Los Angeles	2-0	Glen Hanlon
23	Feb. 22	Colorado	3-0	Gary Bromley
24	Mar. 31	@ Colorado	2-0	Gary Bromley
1979.80				
25	Apr. 1	Edmonton	5-0	Gary Bromley
1980.81				
26	Mar. 1	Hartford	3-0	Glen Hanlon
1981.82				
27	Oct. 28	Washington	3-0	Richard Brodeur
28	Dec. 2	Minnesota	5-0	Glen Hanlon
29	Mar. 28	Winnipeg	5-0	Rick Heinz
30	Apr. 3	@ Los Angeles	6-0	Richard Brodeur
1982.83				
31	Mar. 2	@ Winnipeg	3-0	John Garrett
1983.84				
32	Jan. 15	Hartford	5-0	Frank Caprice
33	Jan. 27	Philadelphia	4-0	Richard Brodeur

No.	Date	Opponent	Score	Goaltender
1985.86				
34	Oct. 23	@ Detroit	5-0	Richard Brodeur
35	Nov. 11	Detroit	5-0	Richard Brodeur
1986.87				
36	Nov. 18	Calgary	5-0	Richard Brodeur
1987.88				
37	Feb. 17	Pittsburgh	5-0	Kirk McLean
1988.89				
38	Oct. 19	@ New Jersey	4-0	Kirk McLean
39	Feb. 21	St. Louis	2-0	Kirk McLean
40	Mar. 8	Winnipeg	3-0	Kirk McLean
41	Mar. 16	Edmonton	3-0	Kirk McLean
1990.91				
42	Oct. 12	St. Louis	4-0	Troy Gamble
1991.92				
43	Nov. 10	NY Islanders	6-0	Kirk McLean
44	Nov. 16	San Jose	1-0	Kirk McLean
45	Dec. 4	@ Montreal	3-0	Kirk McLean
46	Jan. 25	@ St. Louis	1-0 OT	Kirk McLean
47	Mar. 1	Calgary	11-0	Kirk McLean
1992.93				
48	Nov. 21	Edmonton	9-0	Kirk McLean
49	Dec. 31	Los Angeles	4-0	Kirk McLean
50	Jan. 4	Tampa Bay	7-0	Kirk McLean
51	Apr. 4	@ Ottawa	3-0	Kay Whitmore
1993.94				
52	Nov. 10	Los Angeles	4-0	Kirk McLean
53	Nov. 16	St. Louis	3-0	Kirk McLean
54	Mar. 3	St. Louis	4-0	Kirk McLean
1994.95				
55	Apr. 11	Anaheim	5-0	Kirk McLean
1995.96				
56	Jan. 15	@ Boston	6-0	Corey Hirsch
57	Mar. 3	@ Buffalo	3-0	Kirk McLean
58	Apr. 13	Calgary	5-0	Kirk McLean
1996.97				
59	Nov. 14	@ New Jersey	3-0	Mike Fountain
60	Nov. 19	Dallas	2-0	Corey Hirsch
61	Dec. 15	@ St. Louis	8-0	Corey Hirsch
1997.98				
62	Oct. 13	Edmonton	3-0	Kirk McLean
63	Dec. 15	Los Angeles	7-0	Arturs Irbe
64	Dec. 18	@ San Jose	0-0 OT	Arturs Irbe

CANUCKS SHUTOUTS

OPPONENT SHUTOUTS

No. Date Opponent Score Goaltender

1998.99

65	Oct. 23	@ Florida	5-0	Garth Snow
66	Nov. 19	@ Colorado	5-0	Garth Snow
67	Jan. 10	Dallas	2-0	Corey Hirsch
68	Feb. 26	Carolina	1-0	Garth Snow
69	Mar. 11	@ Phoenix	3-0	Garth Snow
70	Mar. 29	Phoenix	1-0	Garth Snow
71	Apr. 12	@ Calgary	2-0	Garth Snow

1999.00

72	Oct. 24	@ NY Rangers	3-0	Kevin Weekes
----	---------	--------------	-----	--------------

2000.01

73	Oct. 14	Buffalo	4-0	Felix Potvin
74	Feb. 8	San Jose	0-0	Bob Essensa

2001.02

75	Oct. 13	Colorado	4-0	Dan Cloutier
76	Nov. 1	Montreal	4-0	Dan Cloutier
77	Nov. 11	@ Minnesota	5-0	Dan Cloutier
78	Dec. 12	@ Anaheim	1-0	Dan Cloutier
79	Dec. 15	Detroit	3-0	Dan Cloutier
80	Jan. 26	@ Calgary	2-0	Peter Skudra
81	Mar. 12	@ Nashville	5-0	Dan Cloutier
82	Mar. 26	Los Angeles	4-0	Dan Cloutier

2002.03

83	Oct. 10	@ Calgary	3-0	Dan Cloutier
84	Jan. 26	Phoenix	1-0	Peter Skudra
85	Feb. 25	Atlanta	8-0	Dan Cloutier
86	Mar. 23	Washington	6-0	Alex Auld

2003.04

87	Oct. 11	Edmonton	3-0	Johan Hedberg
88	Dec. 20	@ Edmonton	3-0	Dan Cloutier
89	Dec. 26	@ Calgary	2-0	Dan Cloutier
90	Feb. 5	@ New Jersey	4-0	Dan Cloutier
91	Feb. 16	@ Colorado	1-0	Dan Cloutier
92	Feb. 28	St. Louis	2-0	Johan Hedberg
93	Mar. 6	@ Columbus	4-0	Johan Hedberg
94	Mar. 24	Los Angeles	1-0	Dan Cloutier

2004.05

Work stoppage

2006.07

95	Oct. 25	@ Chicago	5-0	Roberto Luongo
96	Nov. 28	Columbus	1-0	Roberto Luongo
97	Jan. 16	@ Montreal	4-0	Roberto Luongo
98	Mar. 21	Nashville	2-0	Roberto Luongo
99	Mar. 27	@ Colorado	3-0	Roberto Luongo

2007.08

100	Nov. 14	@ Edmonton	0-1	Roberto Luongo
101	Nov. 25	Chicago	2-0	Roberto Luongo
102	Nov. 27	Anahe m	4-0	Roberto Luongo
103	Nov. 29	Columbus	2-0	Roberto Luongo
104	Dec. 18	New Jersey	5-0	Roberto Luongo
105	Jan. 3	NY Rangers	3-0	Roberto Luongo

2008.09

106	Oct. 9	Calgary	6-0	Roberto Luongo
107	Oct. 30	@ Los Angeles	4-0	Roberto Luongo
108	Nov. 4	Nashville	4-0	Roberto Luongo
109	Nov. 6	Phoenix	1-0	Roberto Luongo
110	Nov. 8	Minnesota	2-0	Roberto Luongo
111	Dec. 28	Ottawa	3-0	Curtis Sanford
112	Mar. 19	St. Louis	3-0	Roberto Luongo
113	Mar. 29	@ Chicago	4-0	Roberto Luongo
114	Apr. 9	Los Angeles	1-0	Roberto Luongo
115	Apr. 11	@ Colorado	1-0	Roberto Luongo

2009.10

116	Oct. 25	Edmonton	2-0	Roberto Luongo
117	Nov. 1	Colorado	3-0	Andrew Raycroft
118	Dec. 3	@ Philadelphia	3-0	Roberto Luongo
119	Jan. 7	Phoenix	4-0	Roberto Luongo
120	Feb. 11	@ Florida	3-0	Roberto Luongo

No shutouts were recorded by the Canucks in the following seasons: 1970.71, 1984.85, 1989.90 and 2005.06.

OPPONENTS

No. Date Opponent Score Goaltender

1971.72

1	Oct. 20	@ Minnesota	0-7	Cesare Maniago
2	Oct. 22	Montreal	0-6	Ken Dryden
3	Oct. 27	@ Toronto	0-0	Bernie Parent
4	Nov. 17	@ Chicago	0-3	Tony Esposito
5	Nov. 18	@ Boston	0-5	Ed Johnston
6	Dec. 4	@ Montreal	0-7	Ken Dryden
7	Dec. 22	@ Detroit	0-3	Al Smith
8	Jan. 20	@ Buffalo	0-1	Roger Crozier
9	Jan. 27	@ Chicago	0-4	Tony Esposito
10	Jan. 30	California	0-2	Gilles Meloche
11	Feb. 24	@ Detroit	0-2	Al Smith
12	Mar. 4	@ Montreal	0-5	Ken Dryden

1972.73

13	Oct. 19	@ Buffalo	0-6	Roger Crozier
14	Oct. 24	Pittsburgh	0-4	Denis Herron
15	Jan. 14	Montreal	0-3	Wayne Thomas
16	Jan. 19	Los Angeles	0-4	Gary Edwards
17	Mar. 22	@ Philadelphia	0-9	Doug Favell

1973.74

18	Oct. 17	@ Chicago	0-5	Tony Esposito
19	Nov. 9	Chicago	0-4	Tony Esposito
20	Nov. 25	@ NY Rangers	0-5	Ed Giacomini
21	Dec. 7	Atlanta	0-2	Dan Bouchard
22	Mar. 23	@ Los Angeles	0-5	Gary Edwards

1974.75

23	Jan. 1	Philadelphia	0-2	Bernie Parent
24	Mar. 19	@ NY Rangers	0-3	Ed Giacomini

1975.76

25	Oct. 12	@ Chicago	0-3	Tony Esposito
----	---------	-----------	-----	---------------

1976.77

26	Oct. 9	@ Montreal	0-3	Ken Dryden
27	Oct. 20	@ Buffalo	0-4	Gerry Desjardins
28	Nov. 13	Toronto	0-3	Mike Palmateer
29	Jan. 19	Pittsburgh	0-3	Dunc Wilson
30	Feb. 9	@ Montreal	0-6	Ken Dryden
31	Feb. 21	St. Louis	0-4	Eddie Johnston
32	Feb. 26	@ Minnesota	0-3	Pete Lopresti

1977.78

33	Nov. 29	Philadelphia	0-3	Bernie Parent
34	Dec. 11	@ Buffalo	0-3	Don Edwards

1978.79

35	Nov. 12	Philadelphia	0-4	Bernie Parent
36	Dec. 30	@ Los Angeles	0-4	Mario Lessard
37	Jan. 2	@ NY Islanders	0-9	Chico Resch
38	Jan. 6	@ Montreal	0-2	Ken Dryden
39	Jan. 24	Chicago	0-5	Tony Esposito
40	Feb. 26	@ Los Angeles	0-2	Mario Lessard
41	Mar. 7	@ Toronto	0-2	Mike Palmateer
42	Mar. 29	@ Philadelphia	0-5	Robbie Moore

1979.80

43	Oct. 20	@ Toronto	0-2	Mike Palmateer
44	Jan. 8	@ NY Islanders	0-3	Chico Resch
45	Feb. 3	@ Buffalo	0-3	Bob Sauve

1981.82

46	Dec. 19	@ St. Louis	0-5	Mike Liut
----	---------	-------------	-----	-----------

1982.83

47	Feb. 24	@ Los Angeles	0-8	Markus Mattsson
----	---------	---------------	-----	-----------------

1983.84

48	Jan. 7	@ Minnesota	0-2	Gilles Meloche
49	Jan. 8	@ Chicago	0-2	Murray Bannerman
50	Jan. 10	@ St. Louis	0-2	Mike Liut

No. Date Opponent Score Goaltender

1984.85

51	Oct. 30	@ Edmonton	0-7	Andy Moog
52	Nov. 17	@ Edmonton	0-7	Grant Fuhr
53	Jan. 2	@ NY Rangers	0-4	John Vanbiesbroeck
54	Feb. 6	@ St. Louis	0-4	Mike Liut
55	Mar. 2	@ Boston	0-5	Pete Peeters

1985.86

62	Jan. 14	@ Los Angeles	0-4	Roland Melanson
63	Jan. 23	Pittsburgh	0-6	Meloche/Romano
64	Feb. 24	@ Calgary	0-2	Reggie Lemelin

1986.87

62	Jan. 14	@ Los Angeles	0-4	Roland Melanson
63	Jan. 23	Pittsburgh	0-6	Meloche/Romano
64	Feb. 24	@ Calgary	0-2	Reggie Lemelin

1987.88

65	Feb. 19	Toronto	0-5	Ken Wregget
66	Feb. 28	Los Angeles	0-2	Glenn Healy

1988.89

67	Dec. 15	@ Calgary	0-2	Rick Wamsley
68	Jan. 1	Montreal	0-4	Patrick Roy
69	Jan. 9	@ Toronto	0-3	Allan Bester
70	Mar. 5	@ Washington	0-3	Don Beaupre

1989.90

71	Jan. 16	@ NY Islanders	0-3	Glenn Healy
72	Mar. 13	Hartford	0-1	Peter Sidorkiewicz

1990.91

73	Oct. 23	@ Detroit	0-6	Tim Cheveldae
74	Nov. 11	@ Philadelphia	0-2	Pete Peeters
75	Jan. 28	Chicago	0-1	Ed Belfour
76	Feb. 10	@ New Jersey	0-2	Chris Terreri
77	Mar. 3	@ Chicago	0-8	Ed Belfour

1991.92

78	Dec. 1	@ Edmonton	0-7	Bill Ranford
79	Dec. 3	@ Quebec	0-3	Ron Tugnutt

1992.93

80	Feb. 15	@ Los Angeles	0-3	Kelly Hrudey
----	---------	---------------	-----	--------------

1993.94

81	Feb. 4	@ Anaheim	0-3	Guy Herbert
----	--------	-----------	-----	-------------

1994.95

82	Mar. 26	@ Calgary	0-2	Trevor Kidd
----	---------	-----------	-----	-------------

1995.96

83	Dec. 23	Detroit	0-1	Mike Vernon
84	Jan. 16	@ Hartford	0-3	Sean Burke
85	Mar. 12	@ Washington	0-9	Jim Carey
86	Mar. 15	@ Ottawa	0-2	Damien Rhodes
87	Mar. 23	Calgary	0-4	Trevor Kidd
88	Apr. 8	@ Anaheim	0-2	Guy Hebert

1996.97

89	Oct. 6	@ Edmonton	0-2	Curtis Joseph
90	Dec. 23	Edmonton	0-7	Bob Essensa
91	Jan. 25	@ Phoenix	0-4	Nikolai Khabibulin
92	Feb. 1	@ Calgary	0-3	Trevor Kidd
93	Feb. 22	@ Los Angeles	0-4	Stephane Fiset
94	Mar. 1	Los Angeles	0-3	Stephane Fiset

1997.98

95	Oct. 17	Boston	0-2	Jim Carey
96	Oct. 29	@ Chicago	0-3	Chris Terreri
97	Dec. 19	@ San Jose	0-0	Mike Vernon
100	Dec. 21	Chicago	0-5	Jeff Hackett
101	Dec. 31	Philadelphia	0-8	Ron Hextall
102	Jan. 14	@ Detroit	0-4	Chris Osgood
103	Mar. 9	St. Louis	0-4	Jamie McLennan
104	Apr. 15	Los Angeles	0-2	Jamie Storr

1998.99

105	Dec. 12	@ Los Angeles	0-3	Stephane Fiset
106	Dec. 26	@ San Jose	0-2	Steve Shields

107	Dec. 27	@ Edmonton	0-3	M. Shatalenkov
108	Jan. 4	@ St. Louis	0-4	Jamie McLennan
109	Feb. 1	Ottawa	0-1	Ron Tugnutt
110	Feb. 17	@ Chicago	0-4	Jocelyn Thibault
111	Feb. 28	Buffalo	0-2	Dwayne Roloson
112	Apr. 2	San Jose	0-7	Steve Shields

1999.00

113	Dec. 26	Calgary	0-2	Fred Brathwaite
114	Feb. 14	@ Pittsburgh	0-3	J.S. Aubin
115	Mar. 11	@ Phoenix	0-5	Sean Burke

2000.01

116	Nov. 9	@ Los Angeles	0-2	Jamie Storr
117	Dec. 29	@ Calgary	0-5	Fred Brathwaite
118	Jan. 3	@ Chicago	0-6	Jocelyn Thibault
119	Jan. 20	@ St. Louis	0-3	Roman Turek
120	Feb. 8	San Jose	0-0	Steve Shields
121	Feb. 24	@ Ottawa	0-3	Patrick Lal me
122	Mar. 23	@ New Jersey	0-4	J. Vanbiesbroeck

2001.02

123	Nov. 20	@ Ottawa	0-3	Patrick Lal me
124	Mar. 9	@ San Jose	0-2	Mikha Kiprusoff
125	Mar. 24	Edmonton	0-2	Tommy Salo

2002.03

126	Nov. 6	@ Dallas	0-4	Marty Turco
127	Jan. 11	@ San Jose	0-3	Mikha Kiprusoff
128	Mar. 4	@ Philadelphia	0-3	R. Cechmanek
129	Mar. 15	Toronto	0-1	Ed Belfour
130	Apr. 6	Los Angeles	0-2	Jamie Storr

2003.04

131	Nov. 11	@ Minnesota	0-1	Dwayne Roloson
132	Mar. 18	@ Dallas	0-3	Marty Turco

2004.05

Work stoppage

2005.06

133	Oct. 12	@ Minnesota	0-6	Dwayne Roloson
134	Nov. 5	@ Calgary	0-1	Mikha Kiprusoff
135	Jan. 13	@ New Jersey	0-3	Martin Brodeur
136	Jan. 23	@ St. Louis	0-4	Curtis Sanford
137	Mar. 14	@ Nashville	0-5	Tomas Vokoun
138	Apr. 3	@ Los Angeles	0-1	Mathieu Garon

2006.07

139	Nov. 9	Anahe m	0-6	J.S. Giguere
140	Nov. 23	@ Nashville	0-6	Tomas Vokoun
141	Dec. 4	Edmonton	0-4	Dwayne Roloson
142	Dec. 21	@ Boston	0-2	T m Thomas
143	Feb. 7	Chicago	0-3	Patrick Lal me

2007.08

144	Nov. 1	Nashville	0-3	Dan Ellis
145	Nov. 14	Edmonton	0-1	Mathieu Garon
146	Mar. 13	@ Phoenix	0-2	Ilya Bryzgalov
147	Mar. 28	@ Minnesota	0-4	Niklas Backstrom

2008.09

148	Oct. 28	Boston	0-1	T m Thomas
149	Dec. 13	Edmonton	0-3	Dwayne Roloson
150	Dec. 23	@ San Jose	0-5	Evgeni Nabokov
151	Feb. 24	@ Montreal	0-3	Jaroslav Halak

2009.10

152	Oct. 3	@ Colorado	0-3	Craig Anderson
153	Nov. 22	Chicago	0-1	Antti Niemi

No shutouts were recorded by Opponents in the following seasons: 1970.71 and 1980.81.

HAT TRICKS

Player	Date	Opponent	Goaltender
--------	------	----------	------------

1970.71

Orland Kurtenbach	Dec. 12	California	Gary Smith
Rosaire Paiement (4)	Feb. 9	Buffalo	Roger Crozier
Rosaire Paiement	Feb. 16	Boston	Gerry Cheevers
Wayne Maki	Mar. 28	California	Gary Smith (1) Chris Worthy (2)

1971.72

Andre Boudrias	Jan. 22	NY Rangers	Gilles Villemure
----------------	---------	------------	------------------

1972.73

Bobby Schmautz	Nov. 17	L.A.	Gary Edwards (1) Rogie Vachon (2)
Bobby Schmautz (4)	Nov. 19	Buffalo	Dave Dryden
Don Tannahill	Dec. 26	California	Gilles Meloche
Bobby Schmautz (4)	Dec. 30	NY Islanders	Billy Smith
Andre Boudrias	Jan. 16	Toronto	Jacques Plante
Bobby Lalonde	Mar. 17	Pittsburgh	Andy Brown (2)

Cam Newton (1)

Don Tannahill	Mar. 25	Toronto	Gord McRae
---------------	---------	---------	------------

1973.74

Bobby Schmautz	Oct. 26	Detroit	Terry Richardson
Don Lever	Mar. 31	California	Gilles Meloche

1974.75

Chris Oddleifson	Dec. 6	Atlanta	Dan Bouchard
Don Lever	Feb. 1	Washington	Ron Low
John Gould	Feb. 21	NY Islanders	Billy Smith
Gerry O'Flaherty	Mar. 21	Atlanta	Dan Bouchard

1975.76

Ron Sedlbauer	Nov. 8	Boston	Dave Reece
John Gould	Nov. 11	Toronto	Gord McRae
Garry Monahan	Jan. 23	Minnesota	Cesare Maniago

1976.77

Rick Blight (4)	Oct. 6	Pittsburgh	Gord Laxton
-----------------	--------	------------	-------------

1977.78

Jere Gillis	Nov. 9	St. Louis	Ed Johnston
Mike Walton	Nov. 15	Cleveland	Gilles Meloche

1978.79

Ron Sedlbauer	Nov. 28	St. Louis	Phil Myre
---------------	---------	-----------	-----------

1979.80

Stan Smyl	Mar. 7	Atlanta	Pat Riffin
Ivan Boldirev	Mar. 30	Minnesota	Gilles Meloche

1980.81

Stan Smyl	Oct. 12	Quebec	Michel Dion
Stan Smyl	Dec. 19	Pittsburgh	Rob Holland (2) Greg Millen (1) J m Rutherford

Thomas Gradin

1981.82

Thomas Gradin	Oct. 9	Edmonton	Andy Moog
Stan Smyl	Oct. 31	Philadelphia	Pete Peeters
Thomas Gradin	Nov. 8	Winnipeg	Doug Soetaert
Ivan Boldirev	Nov. 15	Calgary	Reggie Lemelin (2) Pat Riffin (1) Don Edwards

Stan Smyl

Darcy Rota

1982.83

Patrik Sundstrom	Dec. 9	Minnesota	Gilles Meloche (1) Don Beaupre (2)
------------------	--------	-----------	---------------------------------------

Darcy Rota

Darcy Rota

Thomas Gradin

1983.84

Darcy Rota	Jan. 6	Hartford	Greg Millen
Darcy Rota	Mar. 12	Buffalo	Phil Myre
Thomas Gradin	Mar. 16	Edmonton	Andy Moog
Darcy Rota	Nov. 30	Hartford	Greg Millen
Tony Tanti	Jan. 15	Hartford	Greg Millen
Tiger Williams	Jan. 20	Winnipeg	Mike Veisor
Patrik Sundstrom	Feb. 9	Montreal	Rick Wamsley (2) Richard Sevigny (1)

Player	Date	Opponent	Goaltender
--------	------	----------	------------

1984.85

Tony Tanti	Jan. 30	Montreal	Steve Penney
------------	---------	----------	--------------

1985.86

Tony Tanti	Nov. 13	Pittsburgh	Roberto Romano
Petri Skriko	Nov. 19	Detroit	Greg Stefan
Tony Tanti	Jan. 21	New Jersey	Craig Billington

1986.87

Petri Skriko	Nov. 18	Calgary	Mike Vernon
Petri Skriko (4)	Nov. 21	NY Rangers	John Vanbiesbrouck
Petri Skriko	Nov. 26	Los Angeles	Roland Melanson
Stan Smyl	Dec. 14	Chicago	M. Bannerman (2) Bob Sauve (1)

Tony Tanti

Tony Tanti	Jan. 19	Winnipeg	D. Berthiaume (2) Steve Penney (1)
Petri Skriko	Mar. 6	Montreal	Patrick Roy
Tony Tanti	Mar. 20	Winnipeg	Pokey Reddick
Stan Smyl	Apr. 3	Winnipeg	Pokey Reddick

1987.88

Greg Adams (4)	Oct. 8	St. Louis	Greg Millen
Tony Tanti (4)	Jan. 13	Winnipeg	Steve Penney
Tony Tanti	Jan. 30	Calgary	Mike Vernon
Tony Tanti	Mar. 13	Buffalo	Tom Barrasso

1988.89

Greg Adams	Oct. 12	Edmonton	Grant Fuhr
Trevor Linden	Nov. 17	Minnesota	Jon Casey (2) Kari Takko (1)
Trevor Linden	Nov. 22	Buffalo	Daren Pappa (2) Empty Net (1)

Tony Tanti

J m Sandlak	Jan. 7	Pittsburgh	Tom Barrasso
J m Sandlak	Mar. 26	Winnipeg	Bob Essensa

1989.90

Rich Sutter	Oct. 20	New Jersey	Chris Terreri
Dan Quinn	Feb. 24	Los Angeles	Kelly Hrudey

1990.91

Trevor Linden	Dec. 20	Edmonton	Kari Takko
---------------	---------	----------	------------

1991.92

Igor Larionov	Nov. 3	Edmonton	Bill Ranford (2) Peter Ing (1)
Dave Babych	Nov. 22	Calgary	Mike Vernon
Greg Adams	Dec. 4	Montreal	Patrick Roy
Igor Larionov	Dec. 28	San Jose	Jeff Hackett

1992.93

Pavel Bure (4)	Oct. 12	Winnipeg	Bob Essensa
Pavel Bure	Nov. 2	Calgary	Jeff Reese
Cliff Ronning	Apr. 15	Los Angeles	Robb Stauber (2) Kelly Hrudey (1)

1993.94

Pavel Bure	Jan. 24	Edmonton	Bill Ranford
Pavel Bure	Mar. 11	Winnipeg	T m Cheveldae
Pavel Bure	Mar. 27	Los Angeles	Robb Stauber

1994.95

Pavel Bure	Apr. 11	Anahe m	Guy Hebert
Russ Courtnall	Apr. 22	Edmonton	Bill Ranford

1995.96

Alex Mogilny	Oct. 14	San Jose	Wade Flaherty
Cliff Ronning	Dec. 1	San Jose	Chris Terreri
Alex Mogilny	Dec. 22	Anahe m	Mikhail Shtalenkov
Alex Mogilny	Jan. 6	Tampa Bay	Darren Pappa
Russ Courtnall	Mar. 6	Buffalo	Dominik Hasek
Trevor Linden	Mar. 9	Colorado	Stephane Fiset
Markus Naslund	Apr. 13	Calgary	Rick Tabaracci

1996.97

Alex Mogilny	Dec. 15	St. Louis	Grant Fuhr
Martin Gelinas	Feb. 6	Detroit	Chris Osgood
Martin Gelinas (4)	Feb. 27	Phoenix	Nikolai Khabibulin

HAT TRICKS

No. Date Opponent Score Goaltender

1997.98

Pavel Bure	Oct. 21	Dallas	Eddie Belfour
Pavel Bure	Dec. 6	Colorado	Patrick Roy
Pavel Bure	Dec. 15	Los Angeles	Frederic Chabot (1) Stephane Fiset (2)

1998.99

Markus Naslund	Dec. 4	Dallas	Eddie Belfour
----------------	--------	--------	---------------

2000.01

Andrew Cassels	Nov. 8	Anahe m	Guy Hebert (1) Dominic Roussel (2)
Harold Druken	Dec. 8	San Jose	Evgeni Nabokov (1) Steve Shields (2)
Todd Bertuzzi	Dec. 30	San Jose	Evgeni Nabokov
Markus Naslund	Jan. 14	Calgary	Mike Vernon (2) Fred Brathwaite (1)

2001.02

Markus Naslund	Oct. 18	Toronto	Curtis Joseph
Markus Naslund	Jan. 28	Nashville	Mike Dunham (2) Tomas Vokoun (1)
Todd Bertuzzi	Mar. 19	NY Rangers	Dan Blackburn (2) Empty Net (1)
Markus Naslund	Apr. 11	Los Angeles	Felix Potvin

2002.03

Markus Naslund	Oct. 21	San Jose	Miikka Kiprusoff (2) Vesa Toskala (1)
Markus Naslund (4)	Dec. 14	Edmonton	Tommy Salo
Todd Bertuzzi	Mar. 17	Dallas	Ron Tugnutt

2003.04

Brendan Morrison	Nov. 29	Calgary	Jamie McLennan
Markus Naslund (4)	Dec. 9	Pittsburgh	Marc Andre Fleury
Daniel Sedin (4)	Feb. 24	Detroit	Manny Legace (3) Empty Net (1)

2004.05

Work stoppage

2005.06

Todd Bertuzzi	Nov. 13	Detroit	Manny Legace
Todd Bertuzzi	Jan. 14	NY Islanders	Rick DiPietro (2) Wade Dubielewicz (1)
Alex Burrows	Mar. 27	Los Angeles	Mathieu Garon

2006.07

Daniel Sedin	Feb. 6	Edmonton	Dwayne Roloson (2) Empty Net (1)
---------------------	--------	----------	-------------------------------------

2007.08

Markus Naslund	Nov. 21	Minnesota	Josh Harding
----------------	---------	-----------	--------------

2009.10

Henrik Sedin	Nov. 14	Colorado	Craig Anderson (2) Peter Budaj (1)
Daniel Sedin	Dec. 10	Atlanta	Ondrej Pavelec
Mason Raymond	Dec. 27	Calgary	Miikka Kiprusoff (2) Curtis McElhinney (1)
Alex Burrows	Jan. 5	Columbus	Steve Mason (2) Mathieu Garon (1)
Alex Burrows	Jan. 7	Phoenix	Ilya Bryzgalov
Mikael Samuelsson	Mar. 9	Colorado	Craig Anderson
Michael Grabner	Apr. 2	Anahe m	Curtis McElhinney
Daniel Sedin	Apr. 10	Calgary	Miikka Kiprusoff

**No hat tricks were recorded in the following season:
1999.00, 2008.09**

SEASON

POINTS

Most Overall	105	2006.07
Most Home	63	2009.10
Most Road	54	2002.03
Fewest Overall	48	1971.72, 1994.95
Fewest Home	32	1976.77
	26	1994.95*
Fewest Road	15	1971.72, 1972.73

WINS

Most Overall	49	2009.10, 2006.07
Most Home	30	2009.10
Most Road	23	2006.07
	23	2002.03
Fewest Overall	20	1971.72, 1977.78
	18	1994.95*
Fewest Home	13	1976.77, 1977.78, 1989.90
	10	1994.95*
Fewest Road	5	1972.73

LOSSES

Most Overall	50	1971.72
Most Home	22	1997.98
Most Road	30	1971.72
Fewest	24	2002.03
	18	1994.95*
Fewest Home	8	1981.82
	8	1994.95*
Fewest Road	10	2002.03, 1994.95*

TIES

Most Overall	20	1980.81
Most Home	12	1977.78, 1981.82
Fewest Overall	3	1993.94
Fewest Home	3	1993.94

OVERTIME

Most Games	28	1999.00
Most Wins	12	2006.07
Most Losses	9	1999.00

SHOOTOUT

Most Games	14	2007.08
Most Wins	5	2007.08
		2006.07
Most Losses	9	2007.08

GOALS

Most For	346	1992.93
Fewest For	192	1998.99
	153	1994.95*
Most Against	401	1984.85
Fewest Against	194	2003.04
	148	1994.95*

POWER PLAY GOALS

Most For	90	1982.83, 1983.84
Fewest For	47	1972.73
	47	1994.95*
Most Against	89	1984.85
Fewest Against	49	1978.79
	39	1994.95*

SHORTHANDED GOALS

Most For	19	1997.98
Fewest For	1	1978.79
Most Against	18	1987.88
Fewest Against	5	2008.09
	5	1974.75

SHUTOUTS

Most	10	2008.09
Fewest	0	1970.71, 1984.85, 1989.90, 2005.06
Most Against	12	1971.72
Fewest Against	0	1970.71

PENALTIES (IN MINUTES)

Most	2,326	1992.93
Fewest	943	1972.73

HAT TRICKS

Most	8	2009.10
	Alex Burrows (2), Michael Grabner, Mason Raymond, Mikael Samuelsson, Daniel Sedin (2), Henrik Sedin	
	8	1986.87
	Petr Skriko (4), Stan Smyl (2), Tony Tanti (2)	

20-GOAL SCORERS

Most	8	1980.81
	Dave Williams (35), Bobby Schmautz (27), Ivan Boldirev (26), Curt Fraser (25), Darcy Rota (25), Stan Smyl (21), Per Olov Brasar (22), Thomas Gradin (21)	
	8	1984.85
	Tony Tanti (39), Stan Smyl (27), Patrik Sundstrom (25), Peter McNab (23), Thomas Gradin (22), Moe Lemay (21), Cam Neely (21), Petr Skriko (21)	

30-GOAL SCORERS

Most	4	1992.93
	Pavel Bure (60), Petr Nedved (38), Trevor Linden (33), Geoff Courtinall (31)	

80-POINT SCORERS

Most	3	1982.83
	Stan Smyl (88), Thomas Gradin (86), Darcy Rota (81)	

LONGEST WIN STREAK

Overall	10	Nov. 9-30/02
Home	11	Feb. 3-Mar. 19/09
Road	8	Dec. 20/03-Jan. 13/04

LONGEST UNDEFEATED STREAK

Overall	14	Jan. 26-Feb. 25/03 (10-0-4-0)
Home	18	Nov. 4/92-Jan. 16/93 (16-0-2-0)
Road	9	Feb. 4-Mar. 3/03 (6-0-3-0)

LONGEST LOSING STREAK

Overall	10	Oct. 23/97-Nov. 11/97
Home	6	Dec. 18/70-Jan. 20/71
Road	12	Nov. 28/81-Feb. 6/82

LONGEST WINLESS STREAK

Overall	13	Nov. 9-Dec. 7/73 (0-10-3)
Home	11	Dec. 18/70-Feb. 6/71 (0-10-1)
Road	20	Jan. 2-Apr. 2/86 (0-14-6)

SHUTOUTS

Longest Sequence	242:36	
	Nov. 4/08 vs NSH – Nov. 12/08 vs COL	
Longest Sequence, Against	223:30	
	Jan. 4/84 vs LA – Jan. 13/84 vs WSH	

*1994.95 was a shortened NHL Season.

GAME

MOST GOALS

For	11	Mar. 28/71 – CAL 5 @ VAN 11
	11	Nov. 25/86 – LA 5 @ VAN 11
	11	Mar. 1/92 – CGY 0 @ VAN 11
Against	13	Oct. 18/84 – VAN 2 @ PHI 13
	13	Nov. 8/85 – VAN 0 @ EDM 13
Both Teams	19	Oct. 7/83 – MIN 9 @ VAN 10

ALL-TIME

TEAM RECORDS

LARGEST MARGIN OF

Victory	11	Mar. 1/92 – CGY 0 @ VAN 11
Defeat	13	Nov. 8/85 – VAN 0 @ EDM 13

TIE GAMES

Highest Score	7-7	Four t mes – most recent: Oct. 12/95 @ LA
Scoreless	0-0	Oct. 27/71 @ TOR Dec. 19/97 @ SJ Feb. 8/01 vs SJ

POWER PLAY GOALS

Most For	6	Oct. 7/83 vs MIN Mar. 1/92 vs CGY
Most Against	6	Nov. 29/84 by LA
Most, Both Teams	10	Oct. 7/83 – VAN 6, MIN 4

PENALTY MINUTES

Most For	155	Feb. 22/80 vs PHI
Most, Opponent	189	Feb. 22/80 vs PHI
Most, Two Teams	344	Feb. 22/80 vs PHI
Fewest, Two Teams	0	Mar. 13/76 vs NYR

SHOTS ON GOAL

Most For	62	Jan. 31/91 vs NYR
Most Against	60	Feb. 25/71 BOS
Most, Two Teams	96	Jan. 31/91 vs NYR
Fewest For	8	Dec. 18/96 vs NJ
Fewest Against	10	Apr. 4/75 MIN
Fewest, Two Teams	33	Twice

Widest Margin	34	Feb. 20/76 – VAN 50, MIN 16 Nov. 18/80 – VAN 57, WPG 23
---------------	----	--

WIDEST MARGIN

By Opponent	39	Oct. 18/84 – PHI 58, VAN 19
-------------	----	-----------------------------

PERIOD

GOALS

Most For	6	Twice Jan. 21/06, 1st, vs MTL, Jan. 16/87, 1st vs CGY
Most For, Both Teams	10	Twice Jan. 8/76 (3rd, BUF 6, VAN 4) Jan. 16/87 (1st, VAN 6, CGY 4)
Most Against	7	Oct. 19/83 (3rd by EDM) Nov. 8/85 (3rd by EDM)

POWER PLAY GOALS

Most For	4	2nd period, Dec. 14/02 @ EDM
Most Against	3	14 t mes (most recent Jan. 13/06, 3rd, @ NJ)* *3rd goal empty net

PENALTY MINUTES

Most For	138	Feb. 22/80 (3rd vs PHI)
Most By Opponent	164	Feb. 22/80 (3rd by PHI)
Most, Both Teams	302	Feb. 22/80 (3rd vs PHI)

SHOTS ON GOAL

Most For	28	Jan. 31/91 (3rd vs NYR)
Most By Opponent	28	Feb. 25/71 (3rd by BOS)
Most, Both Teams	43	Feb. 25/71 (3rd, BOS 28 VAN 15)
Fewest	0	Four t mes (most recent Oct. 21/07, 2nd, @ CBJ)
Fewest By Opponent	0	Twice (most recent Dec. 21/06, 3rd, @ BOS)
Fewest, Both Teams	4	3rd, Feb. 1/1999 (3rd @ OTT)
Widest Margin	24	Mar. 2/91 (3rd, VAN 27 vs STL 3)
Widest Margin, Opp.	23	Dec. 13/84 (3rd vs MTL)

SHOTS ON GOAL IN OVERTIME

Most For	8	Nov. 24/08 vs DET
Most, Opponent	8	Dec. 20/89 by CGY

Most, Both Teams	12	May 3/92 (VAN 6 vs EDM 6)
Widest Margin	8	Nov. 24/08 (VAN 8 DET 0)
Widest Margin, Opp.	8	Dec. 20/89 (CGY 8 VAN 0)

FASTEST TWO GOALS

Canucks	:06	Feb. 6/92 – 2nd vs NYI (Gerry Adams 8:51, Cliff Ronning 8:57)
Opponent	:07	Oct. 19/76 – 1st vs NYI (Bob Nystrom 8:34 and 8:41) Mar. 3/90 – 1st vs CGY (Joe Mullen 3:17, Doug Gilmour 3:24) Oct. 24/95 – 1st vs NYR (Pat Verbeek 9:29, Niklas Sundstrom 9:36)
Both Teams	:04	Mar. 17/85 (3rd vs CHI) (Stan Smyl 19:06, Ed Olczyk 19:10)

FASTEST THREE GOALS

Canucks	:48	Apr. 13/93 (1st vs LA) (Ryan Walter 8:55, Sergio Momesso, 9:29, Trevor Linden, 9:43)
Opponent	:20	Feb. 25/71 (3rd vs BOS) (John Bucyk 4:50, Ed Westfall 5:02, Ted Green 5:10) Feb. 14/88 (1st vs EDM) (C. MacTavish 3:07, T. Tanti 3:19, M. Messier 3:37)
Both Teams	:30	

FASTEST FOUR GOALS

Canucks	1:23	Nov. 26/80 – 3rd @ PIT (Gerry Minor 2:07, Curt Fraser 2:34, Stan Smyl 3:05, Bobby Schmautz 3:30)
Opponent	1:39	Mar. 8/04 – 1st vs COL (Steve Konowalchuk 14:40, Joe Sakic 15:09, Darby Hendrickson 15:31, Steve Moore 16:19)
Both Teams	1:17	Nov. 26/80 – 3rd @ PIT (Curt Fraser 2:34, Stan Smyl 3:05, Bobby Schmautz 3:30, Rick Kehoe 3:51)

FASTEST OPENING GOAL

Canucks	:09	Jan. 16/94 vs ANA (Trevor Linden)
Opponent	:07	Dec. 17/78 at BUF (Danny Gare)

FASTEST GOAL TO START A PERIOD

Canucks	:06	Jan. 18/86 – 2nd vs LA (Steve Tambellini)
Opposition	:06	Mar. 9/06 – Overt me vs NSH (David Legwand)

CAREER LEADERS

Seasons	16	Trevor Linden
Games	1140	Trevor Linden
Goals	346	Markus Naslund
Assists	434	Henrik Sedin
Points	756	Markus Naslund
Penalty Minutes	2127	Gino Odjick
Power Play Goals	114	Markus Naslund
Shorthanded Goals	24	Pavel Bure
Game-Winning Goals	49	Markus Naslund
Hat Tricks	10	Markus Naslund, Tony Tanti
Games, Goaltender	516	Kirk McLean
Wins, Goaltender	211	Kirk McLean
Shutouts	24	Roberto Luongo

CONSECUTIVE GAMES PLAYED

534	Brendan Morrison	Mar. 16/00 to Dec. 10/07
482	Trevor Linden	Oct. 4/90 to Dec. 7/96
437	Don Lever	Oct. 7/72 to Jan. 14/78

CONSECUTIVE 20-GOAL SEASONS

9	Markus Naslund
---	----------------

CONSECUTIVE 30-GOAL SEASONS

5	Trevor Linden, Markus Naslund, Tony Tanti
---	---

SEASON

MOST GOALS

Most	60	Pavel Bure	1992-93
		Pavel Bure	1993-94
Left Wing	48	Markus Naslund	2002-03
Right Wing	60	Pavel Bure	1992-93
		Pavel Bure	1993-94
Centre	38	P. Sundstrom	1983-84
Defenceman	23	Adrian Aucoin	1998-99
Rookie	34	Pavel Bure	1991-92
Power Play	25	Pavel Bure	1993-94
		Todd Bertuzzi	2002-03
PP, Defenceman	18	Adrian Aucoin	1998-99
Shorthanded	7	Pavel Bure	1992-93
Game-winning	12	Markus Naslund	2002-03

MOST ASSISTS

Most	83	Henrik Sedin	2009-10
Left Wing	56	Markus Naslund	2002-03
Right Wing	52	Alex Mogilny	1995-96
Centre	83	Henrik Sedin	2009-10
Defenceman	55	Dennis Kearns	1976-77
Rookie	42	Dale Tallon	1970-71

MOST POINTS

Most	112	Henrik Sedin	2009-10
Left Wing	104	Markus Naslund	2002-03
Right Wing	110	Pavel Bure	1992-93
Centre	112	Henrik Sedin	2009-10
Defenceman	63	Doug Lidster	1986-87
Rookie	60	Ivan Hlinka	1981-82
		Pavel Bure	1991-92

GOALTENDING

Most Games	76	Roberto Luongo	2006-07
Most Wins	47	Roberto Luongo	2006-07
Most Shutouts	10	Roberto Luongo	2008-09

MISCELLANEOUS

PIM	372	Donald Brashear	1997-98
Hat Tricks	4	Petri Skriko	1986-87
Shots	407	Pavel Bure	1992-93

LONGEST GOAL-SCORING STREAK

8 games	Pavel Bure	11 goals	Mar. 8-25/94
---------	------------	----------	--------------

LONGEST ASSIST-SCORING STREAK

11 games	Daniel Sedin	17 assists	Feb. 12-Mar. 16/10
	Dennis Kearns	19 assists	Feb. 27-Mar. 20/77

LONGEST POINT-SCORING STREAK

15 games	Petr Nedved	24 points	Nov. 19-Dec. 27/92
	Todd Bertuzzi	19 points	Jan. 3-Feb. 4/02

LONGEST WINNING STREAK

9 games	Dan Cloutier	Nov. 9-30/02
8 games	Roberto Luongo	Feb. 3-21/09

LONGEST UNDEFEATED STREAK

10 games	Kirk McLean	Nov. 28/92-Jan. 6/93	9-0-1
10 games	Dan Cloutier	Mar. 26/02-Oct. 12/02	9-0-1
10 games	Cesare Maniago	Mar. 5/77-Mar. 25/77	5-0-5
10 games	Kirk McLean	Feb. 25/91-Oct. 24/91	9-0-1
10 games	Dan Cloutier	Jan. 28/03-Feb. 25/03	7-0-3
10 games	Richard Brodeur	Jan. 24/82-Feb. 23/82	7-0-3

GAME

MOST GOALS

4	Rosaire Paiement	Feb. 9/71	vs	BUF
	Bobby Schmautz	Nov. 19/72	vs	BUF
	Bobby Schmautz	Dec. 30/72	vs	NYI
	Rick Blight	Oct. 6/76	@	PIT
	Petri Skriko	Nov. 21/86	vs	NYR
	Greg Adams	Oct. 8/87	vs	STL
	Tony Tanti	Jan. 13/88	vs	WPG
	Pavel Bure	Oct. 12/92	vs	WPG
	Martin Gellinas	Feb. 27/97	vs	PHX
	Markus Naslund	Dec. 14/02	@	EDM
	Markus Naslund	Dec. 9/03	vs	PIT
	Daniel Sedin	Feb. 24/04	vs	DET

MOST ASSISTS

6	Patrik Sundstrom	Feb. 29/84	@	PIT
---	------------------	------------	---	-----

MOST POINTS

7	Patrik Sundstrom	Feb. 29/84	@	PIT
---	------------------	------------	---	-----

MOST PENALTY MINUTES

47	Gino Odjick	Nov. 12/92	@	LA
----	-------------	------------	---	----

MOST POWER PLAY GOALS

3	Rick Blight	Oct. 6/76	@	PIT
---	-------------	-----------	---	-----

MOST SHORTHANDED GOALS

2	Chris Oddleifson	Jan. 24/76	vs	TOR
	Stan Smyl	Jan. 25/85	vs	WPG
	Petri Skriko	Nov. 18/86	vs	CGY
	Pavel Bure	Oct. 12/92	vs	WPG

MOST SHOTS

13	Pavel Bure	Apr. 7/93	vs	EDM
	Russ Courtnall	Mar. 6/96	vs	BUF
	Trevor Linden	Mar. 9/96	vs	COL

PERIOD

MOST GOALS

3	Bobby Schmautz	Nov. 19/72	vs	BUF, 2nd
	Rick Blight	Oct. 6/76	@	PIT, 2nd
	Tony Tanti	Jan. 7/89	@	PIT, 2nd
	Igor Larionov	Dec. 28/91	@	SJ, 2nd
	Pavel Bure	Oct. 12/92	vs	WPG, 2nd
	Cliff Ronning	Apr. 15/93	@	LA, 3rd
	Alex Mogilny	Dec. 22/95	@	ANA, 3rd
	Russ Courtnall	Mar. 6/96	vs	BUF, 2nd
	Trevor Linden	Mar. 9/96	vs	COL, 2nd
	Andrew Cassels	Nov. 8/00	@	ANA, 2nd
	Markus Naslund	Apr. 11/02	vs	LA, 3rd
	Markus Naslund	Oct. 21/02	@	SJ, 2nd

MOST ASSISTS

4	Several players, most recent	Jan. 25/04	vs	NSH, 2nd
	Markus Naslund			

MOST POINTS

5	Cliff Ronning	Apr. 15/93	@	LA, 3rd
---	---------------	------------	---	---------

MOST PIM

47	Gino Odjick	Nov. 12/92	@	LA, 3rd
----	-------------	------------	---	---------

FASTEST TWO GOALS

:09	Gerry O'Flaherty	Mar. 15/74	vs	ATL, 3rd
	(scored at 17:48,17:57)			

FASTEST THREE GOALS

2:55	Alex Mogilny	Dec. 22/95	@	ANA, 3rd
	(scored 16:45, 19:26, 19:40)			

FASTEST TWO SHORTHANDED GOALS

1:11	Petri Skriko	Nov. 18/86	vs	CGY, 2nd
	(scored at 13:21, 14:32)			



TWO ARE BETTER THAN ONE.

1040

TEAM

1410

teamradio.ca

Vancouver's Flagship Sports Radio Stations

TEAM 1040 AM | TEAM 1410 AM

Home of the Vancouver Canucks



PLAYOFFS

ALL-TIME

PLAYOFF OPPONENTS

ALL-TIME PLAYOFF OPPONENTS

Team	Series	W	L	GP	W	L	GF	GA	PCT.	Last Mtg.	Rd.	Result
Anahe m	1	0	1	5	1	4	8	14	.200	2007	CSF	1-4 L
Buffalo	2	0	2	7	1	6	14	28	.143	1981	PRE	0-3 L
Calgary	6	2	4	32	15	17	96	101	.469	2004	CQF	3-4 L
Chicago	4	1	3	21	8	13	61	70	.381	2010	CSF	2-4 L
Colorado	2	0	2	10	2	8	26	40	.200	2001	CQF	0-4 L
Dallas	2	2	0	12	8	4	31	23	.667	2007	CQF	4-3 W
Detroit	1	0	1	6	2	4	16	22	.333	2002	CQF	2-4 L
Edmonton	2	0	2	9	2	7	20	35	.222	1992	DF	2-4 L
Los Angeles	4	2	2	23	12	11	85	84	.522	2010	CQF	4-2 W
Minnesota	1	0	1	7	3	4	17	26	.429	2003	CSF	3-4 L
Montreal	1	0	1	5	1	4	9	20	.200	1975	QF	1-4 L
NY Islanders	2	0	2	6	0	6	14	26	.000	1982	F	0-4 L
NY Rangers	1	0	1	7	3	4	19	21	.429	1994	F	3-4 L
Philadelphia	1	0	1	3	1	2	9	15	.333	1979	PRE	1-2 L
St. Louis	3	3	0	18	12	6	55	53	.667	2009	CQF	4-0 W
Toronto	1	1	0	5	4	1	16	9	.800	1994	CF	4-1 W
Winnipeg	2	2	0	13	8	5	50	34	.615	1993	DSF	4-2 W
TOTALS	36	13	23	189	83	106	546	621	.439			

HOME

Team	GP	W	L	GF	GA
Anahe m	2	0	2	4	6
Buffalo	3	1	2	9	12
Calgary	16	8	8	50	46
Chicago	10	3	7	31	44
Colorado	5	1	4	10	19
Dallas	7	4	3	18	15
Detroit	3	0	3	7	13
Edmonton	4	2	2	12	12
Los Angeles	12	6	6	38	37
Minnesota	4	1	3	10	17
Montreal	2	0	2	1	8
NY Islanders	3	0	3	2	9
NY Rangers	4	2	2	12	11
Philadelphia	1	0	1	4	6
St. Louis	9	6	3	26	26
Toronto	3	3	0	10	3
Winnipeg	7	5	2	28	15
TOTALS	95	42	53	272	299

ROAD

Team	GP	W	L	GF	GA
Anahe m	3	1	2	4	8
Buffalo	4	0	4	5	16
Calgary	16	7	9	46	55
Chicago	11	5	6	30	27
Colorado	5	1	4	16	21
Dallas	5	4	1	13	8
Detroit	3	2	1	9	9
Edmonton	5	0	5	8	23
Los Angeles	11	6	5	48	47
Minnesota	3	2	1	7	9
Montreal	3	1	2	8	12
NY Islanders	3	0	3	12	17
NY Rangers	3	1	2	7	10
Philadelphia	2	1	1	5	9
St. Louis	9	6	3	29	27
Toronto	2	1	1	6	6
Winnipeg	6	3	3	22	19
TOTALS	94	41	53	275	323

ALL-TIME PLAYOFF OVERTIME

OVERALL	Wins	22	Losses	23
HOME	Wins	8	Losses	12
ROAD	Wins	14	Losses	11

Date	Opponent	Scorer	T me	W-L Score
Apr. 22/75	@ Montreal	Guy Lafleur	17:06	L 5-4
Apr. 8/81	@ Buffalo	Al Haworth	5:00	L 3-2
Apr. 8/82	Calgary	Dave Williams	14:20	W 2-1
Apr. 16/82	Los Angeles	Steve Bozek	4:33	L 3-2
Apr. 18/82	@ Los Angeles	Colin Campbell	1:23	W 4-3
Apr. 27/82	@ Chicago	J m Nill	28:58	W 2-1
May 8/82	@ NY Islanders	Mike Bossy	19:58	L 6-5
Apr. 6/83	@ Calgary	Eddy Beers	12:27	L 4-3
Apr. 10/83	Calgary	Greg Meredith	1:06	L 4-3
Apr. 5/89	@ Calgary	Paul Reinhart	2:47	W 4-3
Apr. 15/89	@ Calgary	Joel Otto	19:21	L 4-3
Apr. 6/91	@ Los Angeles	Wayne Gretzky	11:08	L 3-2
Apr. 8/91	Los Angeles	Cliff Ronning	3:12	W 2-1
May 3/92	Edmonton	Joe Murphy	8:36	L 4-3
Apr. 27/93	Winnipeg	Teemu Selanne	6:18	L 4-3
Apr. 29/93	@ Winnipeg	Greg Adams	4:30	W 4-3
May 11/93	Los Angeles	Gary Shuchuk	26:31	L 4-3
Apr. 26/94	@ Calgary	Geoff Courtnall	7:15	W 2-1
Apr. 28/94	Calgary	Trevor Linden	16:43	W 3-2
Apr. 30/94	@ Calgary	Pavel Bure	22:20	W 4-3
May 8/94	Dallas	Sergio Momesso	11:01	W 2-1
May 16/94	@ Toronto	Peter Zezel	16:55	L 3-2
May 24/94	Toronto	Greg Adams	20:14	W 4-3

Date	Opponent	Scorer	T me	W-L Score
May 31/94	@ NY Rangers	Greg Adams	19:26	W 3-2
May 15/95	@ St. Louis	Cliff Ronning	1:48	W 6-5
May 21/95	@ Chicago	Joe Murphy	9:04	L 2-1
May 25/95	Chicago	Chris Chelios	6:22	L 3-2
May 27/95	Chicago	Chris Chelios	5:35	L 4-3
Apr. 25/96	@ Colorado	Joe Sakic	0:51	L 5-4
Apr. 16/01	@ Vancouver	Peter Forsberg	2:50	L 4-3
Apr. 17/02	@ Detroit	Henrik Sedin	13:59	W 4-3
Apr. 25/03	@ M nnesota	Trent Klatt	3:42	W 4-3
May 2/03	@ M nnesota	Brent Sopel	15:52	W 3-2
Apr. 17/04	@ Calgary	Brendan Morrison	42:28	W 5-4
Apr. 19/04	Calgary	Martin Gelinas	1:25	L 3-2
Apr. 11/07	Dallas	Henrik Sedin	78:06	W 5-4
Apr. 15/07	@ Dallas	Taylor Pyatt	7:47	W 2-1
Apr. 19/07	Dallas	Brenden Morrow	6:22	L 0-1
Apr. 27/07	@ Anahe m	Jeff Cowan	27:49	W 2-1
May 1/07	Anahe m	Travis Moen	2:07	L 2-3
May 3/07	@ Anahe m	Scott Niedermayer	24:30	L 1-2
Apr. 21/09	@ St. Louis	Alex Burrows	19:41	W 3-2
May 7/09	@ Chicago	Andrew Ladd	2:52	L 1-2
Apr. 15/10	Los Angeles	Mikael Samuelsson	8:52	W 3-2
Apr. 17/10	Los Angeles	Anze Kopitar	7:28	L 2-3

1975 QUARTER-FINAL

Montreal win 4-1

Apr. 13	Vancouver	2	@ Montreal	6	L
Apr. 15	Vancouver	2	@ Montreal	1	W
Apr. 17	Montreal	4	@ Vancouver	1	L
Apr. 19	Montreal	4	@ Vancouver	0	L
Apr. 22	Vancouver	4	@ Montreal	5 OT	L

1976 PRELIMINARY ROUND

NY Islanders win 2-0

Apr. 6	Vancouver	3	@ NY Islanders	5	L
Apr. 8	NY Islanders	3	@ Vancouver	1	L

1979 PRELIMINARY ROUND

Philadelphia win 2-1

Apr. 10	Vancouver	3	@ Philadelphia	2	W
Apr. 12	Philadelphia	6	@ Vancouver	4	L
Apr. 14	Vancouver	2	@ Philadelphia	7	L

1980 PRELIMINARY ROUND

Buffalo win 3-1

Apr. 8	Vancouver	1	@ Buffalo	2	L
Apr. 9	Vancouver	0	@ Buffalo	6	L
Apr. 11	Buffalo	4	@ Vancouver	5	W
Apr. 12	Buffalo	3	@ Vancouver	1	L

1981 PRELIMINARY ROUND

Buffalo win 3-0

Apr. 8	Vancouver	2	@ Buffalo	3 OT	L
Apr. 9	Vancouver	2	@ Buffalo	5	L
Apr. 11	Buffalo	5	@ Vancouver	3	L

1982 SMYTHE DIVISION SEMI-FINAL

Vancouver win 3-0

Apr. 7	Calgary	3	@ Vancouver	5	W
Apr. 8	Calgary	1	@ Vancouver	2 OT	W
Apr. 10	Vancouver	3	@ Calgary	1	W

1982 SMYTHE DIVISION FINAL

Vancouver win 4-1

Apr. 15	Los Angeles	2	@ Vancouver	3	W
Apr. 16	Los Angeles	3	@ Vancouver	2 OT	L
Apr. 18	Vancouver	4	@ Los Angeles	3 OT	W
Apr. 19	Vancouver	5	@ Los Angeles	4	W
Apr. 21	Los Angeles	2	@ Vancouver	5	W

1982 CAMPBELL CONFERENCE CHAMPIONSHIP

Vancouver win 4-1

Apr. 27	Vancouver	2	@ Chicago	1 OT	W
Apr. 29	Vancouver	1	@ Chicago	4	L
May 1	Chicago	3	@ Vancouver	4	W
May 4	Chicago	3	@ Vancouver	5	W
May 6	Vancouver	6	@ Chicago	2	W

1982 STANLEY CUP CHAMPIONSHIP

NY Islanders win 4-0

May 8	Vancouver	5	@ NY Islanders	6 OT	L
May 11	Vancouver	5	@ NY Islanders	6	L
May 13	NY Islanders	3	@ Vancouver	0	L
May 16	NY Islanders	3	@ Vancouver	1	L

1983 SMYTHE DIVISION SEMI-FINAL

Calgary win 3-1

Apr. 6	Vancouver	3	@ Calgary	4 OT	L
Apr. 7	Vancouver	3	@ Calgary	5	L
Apr. 9	Calgary	4	@ Vancouver	5	W
Apr. 10	Calgary	4	@ Vancouver	3 OT	L

1984 SMYTHE DIVISION SEMI-FINAL

Calgary win 3-1

Apr. 4	Vancouver	3	@ Calgary	5	L
Apr. 5	Vancouver	2	@ Calgary	4	L
Apr. 7	Calgary	0	@ Vancouver	7	W
Apr. 8	Calgary	5	@ Vancouver	1	L

1986 SMYTHE DIVISION SEMI-FINAL

Edmonton win 3-0

Apr. 9	Vancouver	3	@ Edmonton	7	L
Apr. 10	Vancouver	1	@ Edmonton	5	L
Apr. 12	Edmonton	5	@ Vancouver	1	L

1989 SMYTHE DIVISION SEMI-FINAL

Calgary win 4-3

Apr. 5	Vancouver	4	@ Calgary	3 OT	W
Apr. 6	Vancouver	2	@ Calgary	5	L
Apr. 8	Calgary	4	@ Vancouver	0	L
Apr. 9	Calgary	3	@ Vancouver	5	W
Apr. 11	Vancouver	0	@ Calgary	4	L
Apr. 13	Calgary	3	@ Vancouver	6	W
Apr. 15	Vancouver	3	@ Calgary	4 OT	L

1991 SMYTHE DIVISION SEMI-FINAL

Los Angeles win 4-2

Apr. 4	Vancouver	6	@ Los Angeles	5	W
Apr. 6	Vancouver	2	@ Los Angeles	3 OT	L
Apr. 8	Los Angeles	1	@ Vancouver	2 OT	W
Apr. 10	Los Angeles	6	@ Vancouver	1	L
Apr. 12	Vancouver	4	@ Los Angeles	7	L
Apr. 14	Los Angeles	4	@ Vancouver	1	L

1992 SMYTHE DIVISION SEMI-FINAL

Vancouver win 4-3

Apr. 18	Winnipeg	3	@ Vancouver	2	L
Apr. 20	Winnipeg	2	@ Vancouver	3	W
Apr. 22	Vancouver	2	@ Winnipeg	4	L
Apr. 24	Vancouver	1	@ Winnipeg	3	L
Apr. 26	Winnipeg	2	@ Vancouver	8	W
Apr. 28	Vancouver	8	@ Winnipeg	3	W
Apr. 30	Winnipeg	0	@ Vancouver	5	W

1992 SMYTHE DIVISION FINAL

Edmonton win 4-2

May 3	Edmonton	4	@ Vancouver	3 OT	L
May 4	Edmonton	0	@ Vancouver	4	W
May 6	Vancouver	2	@ Edmonton	5	L
May 8	Vancouver	2	@ Edmonton	3	L
May 10	Edmonton	3	@ Vancouver	4	W
May 12	Vancouver	0	@ Edmonton	3	L

1993 SMYTHE DIVISION SEMI-FINAL

Vancouver win 4-2

Apr. 19	Winnipeg	2	@ Vancouver	4	W
Apr. 21	Winnipeg	2	@ Vancouver	3	W
Apr. 23	Vancouver	4	@ Winnipeg	5	L
Apr. 25	Vancouver	3	@ Winnipeg	1	W
Apr. 27	Winnipeg	4	@ Vancouver	3 OT	L
Apr. 29	Vancouver	4	@ Winnipeg	3 OT	W

1993 SMYTHE DIVISION FINAL

Los Angeles win 4-2

May 2	Los Angeles	2	@ Vancouver	5	W
May 5	Los Angeles	6	@ Vancouver	3	W
May 7	Vancouver	4	@ Los Angeles	7	L
May 9	Vancouver	7	@ Los Angeles	2	W
May 11	Los Angeles	4	@ Vancouver	3 OT	L
May 13	Vancouver	3	@ Los Angeles	5	L

1994 WESTERN CONFERENCE QUARTER FINAL

Vancouver win 4-3

Apr. 18	Vancouver	5	@ Calgary	0	W
Apr. 20	Vancouver	5	@ Calgary	7	L
Apr. 22	Calgary	4	@ Vancouver	2	L
Apr. 24	Calgary	3	@ Vancouver	2	L
Apr. 26	Vancouver	2	@ Calgary	1 OT	W
Apr. 28	Calgary	2	@ Vancouver	3 OT	W
Apr. 30	Vancouver	4	@ Calgary	3 OT	W

1994 WESTERN CONFERENCE SEMI-FINAL

Vancouver win 4-1

May 2	Vancouver	6	@ Dallas	4	W
May 4	Vancouver	3	@ Dallas	0	W
May 6	Dallas	4	@ Vancouver	3	L
May 8	Dallas	1	@ Vancouver	2 OT	W
May 10	Dallas	2	@ Vancouver	4	W

1994 WESTERN CONFERENCE FINAL

Vancouver win 4-1

May 16	Vancouver	2	@ Toronto	3 OT	L
May 18	Vancouver	4	@ Toronto	3	W
May 20	Toronto	0	@ Vancouver	4	W
May 22	Toronto	0	@ Vancouver	2	W
May 24	Toronto	3	@ Vancouver	4 OT	W

ALL-TIME PLAYOFF RESULTS

ALL-TIME SHUTOUTS

1994 STANLEY CUP FINAL

NY Rangers win 4-3

May 31	Vancouver	3	@ NY Rangers	2 OT	W
June 2	Vancouver	1	@ NY Rangers	3	L
June 4	NY Rangers	5	@ Vancouver	1	L
June 7	NY Rangers	4	@ Vancouver	2	L
June 9	Vancouver	6	@ NY Rangers	3	W
June 11	NY Rangers	1	@ Vancouver	4	W
June 14	Vancouver	2	@ NY Rangers	3	L

1995 WESTERN CONFERENCE QUARTER-FINAL

Vancouver win 4-3

May 7	Vancouver	1	@ St. Louis	2	L
May 9	Vancouver	5	@ St. Louis	3	W
May 11	St. Louis	1	@ Vancouver	6	W
May 13	St. Louis	5	@ Vancouver	2	L
May 15	Vancouver	6	@ St. Louis	5 OT	W
May 17	St. Louis	8	@ Vancouver	2	L
May 19	Vancouver	5	@ St. Louis	3	W

1995 WESTERN CONFERENCE SEMI-FINAL

Chicago win 4-0

May 21	Vancouver	1	@ Chicago	2 OT	L
May 23	Vancouver	0	@ Chicago	2	L
May 25	Chicago	3	@ Vancouver	2 OT	L
May 27	Chicago	4	@ Vancouver	3 OT	L

1996 WESTERN CONFERENCE QUARTER-FINAL

Colorado win 4-2

Apr. 16	Vancouver	2	@ Colorado	5	L
Apr. 18	Vancouver	5	@ Colorado	4	W
Apr. 20	Colorado	4	@ Vancouver	0	L
Apr. 22	Colorado	3	@ Vancouver	4	W
Apr. 25	Vancouver	4	@ Colorado	5 OT	L
Apr. 27	Colorado	3	@ Vancouver	2	L

2001 WESTERN CONFERENCE QUARTER-FINAL

Colorado win 4-0

Apr. 12	Vancouver	4	@ Colorado	5	L
Apr. 14	Vancouver	1	@ Colorado	2	L
Apr. 16	Colorado	4	@ Vancouver	3 OT	L
Apr. 18	Colorado	5	@ Vancouver	1	L

2002 WESTERN CONFERENCE QUARTER-FINAL

Detroit win 4-2

Apr. 17	Vancouver	4	@ Detroit	3 OT	W
Apr. 19	Vancouver	5	@ Detroit	2	W
Apr. 21	Detroit	3	@ Vancouver	1	L
Apr. 23	Detroit	4	@ Vancouver	2	L
Apr. 25	Vancouver	0	@ Detroit	4	L
Apr. 27	Detroit	6	@ Vancouver	4	L

2003 WESTERN CONFERENCE QUARTER-FINAL

Vancouver win 4-3

Apr. 10	St. Louis	6	@ Vancouver	0	L
Apr. 12	St. Louis	1	@ Vancouver	2	W
Apr. 14	Vancouver	1	@ St. Louis	3	L
Apr. 16	Vancouver	1	@ St. Louis	4	L
Apr. 18	St. Louis	3	@ Vancouver	5	W
Apr. 20	Vancouver	4	@ St. Louis	3	W
Apr. 22	St. Louis	1	@ Vancouver	4	W

2003 WESTERN CONFERENCE SEMI-FINAL

Minnesota win 4-3

Apr. 25	Minnesota	3	@ Vancouver	4 OT	W
Apr. 27	Minnesota	3	@ Vancouver	2	L
Apr. 29	Vancouver	3	@ Minnesota	2	W
May 2	Vancouver	3	@ Minnesota	2 OT	W
May 5	Minnesota	7	@ Vancouver	2	L
May 7	Vancouver	1	@ Minnesota	5	L
May 8	Minnesota	4	@ Vancouver	2	L

2004 WESTERN CONFERENCE QUARTER-FINAL

Calgary win 4-3

Apr. 7	Calgary	3	@ Vancouver	5	W
Apr. 9	Calgary	2	@ Vancouver	1	L
Apr. 11	Vancouver	2	@ Calgary	1	W
Apr. 13	Vancouver	0	@ Calgary	4	L
Apr. 15	Calgary	2	@ Vancouver	1	L
Apr. 17	Vancouver	5	@ Calgary	4 OT	W
Apr. 19	Calgary	3	@ Vancouver	2 OT	L

2007 WESTERN CONFERENCE QUARTER-FINAL

Vancouver win 4-3

Apr. 11	Dallas	4	@ Vancouver	5 OT	W
Apr. 13	Dallas	2	@ Vancouver	0	L
Apr. 15	Vancouver	2	@ Dallas	1 OT	W
Apr. 17	Vancouver	2	@ Dallas	1	W
Apr. 19	Dallas	1	@ Vancouver	0 OT	L
Apr. 21	Vancouver	0	@ Dallas	2	L
Apr. 23	Dallas	1	@ Vancouver	4	W

2007 WESTERN CONFERENCE SEMI-FINAL

Anaheim win 4-1

Apr. 25	Vancouver	1	@ Anaheim	5	L
Apr. 27	Vancouver	2	@ Anaheim	1 OT	W
Apr. 29	Anaheim	3	@ Vancouver	2	L
May 1	Anaheim	3	@ Vancouver	2 OT	L
May 3	Vancouver	1	@ Anaheim	2 OT	L

2009 WESTERN CONFERENCE QUARTER-FINAL

Vancouver win 4-0

Apr. 15	St. Louis	1	@ Vancouver	2	W
Apr. 17	St. Louis	0	@ Vancouver	3	W
Apr. 19	Vancouver	3	@ St. Louis	2	W
Apr. 21	Vancouver	3	@ St. Louis	2 OT	W

2009 WESTERN CONFERENCE SEMI-FINAL

Chicago win 4-2

Apr. 30	Chicago	3	@ Vancouver	5	W
May 2	Chicago	6	@ Vancouver	3	L
May 5	Vancouver	3	@ Chicago	1	W
May 7	Vancouver	1	@ Chicago	2 OT	L
May 9	Chicago	4	@ Vancouver	2	L
May 11	Vancouver	5	@ Chicago	7	L

2010 WESTERN CONFERENCE QUARTER-FINAL

Vancouver win 4-2

Apr. 15	Los Angeles	2	@ Vancouver	3 OT	W
Apr. 17	Los Angeles	3	@ Vancouver	2 OT	L
Apr. 19	Vancouver	3	@ Los Angeles	5	L
Apr. 21	Vancouver	6	@ Los Angeles	4	W
Apr. 23	Los Angeles	2	@ Vancouver	7	W
Apr. 25	Vancouver	4	@ Los Angeles	2	W

2010 WESTERN CONFERENCE SEMI-FINAL

Chicago win 4-2

May 1	Vancouver	5	@ Chicago	1	W
May 3	Vancouver	2	@ Chicago	4	L
May 5	Chicago	5	@ Vancouver	2	L
May 7	Chicago	7	@ Vancouver	4	L
May 9	Vancouver	4	@ Chicago	1	W
May 11	Chicago	5	@ Vancouver	1	L

ALL-TIME PLAYOFF SHUTOUTS

Year	Date	Goaltender	Opp.	Score
1975	Apr. 19	Ken Dryden	Montreal	0-4
1980	Apr. 9	Bob Sauve	Buffalo	0-6
1982	May 13	Bill Smith	NY Islanders	0-3
1984	Apr. 7	Richard Brodeur	Calgary	7-0
1989	Apr. 8	Mike Vernon	Calgary	0-4
1989	Apr. 11	Mike Vernon	Calgary	0-4
1992	Apr. 30	Kirk McLean	Winnipeg	5-0
1992	May 4	Kirk McLean	Edmonton	4-0
1992	May 12	Bill Ranford	Edmonton	0-3
1994	Apr. 18	Kirk McLean	Calgary	5-0
1994	May 4	Kirk McLean	Dallas	3-0
1994	May 20	Kirk McLean	Toronto	4-0
1994	May 22	Kirk McLean	Toronto	2-0
1995	May 23	Ed Belfour	Chicago	0-2
1996	Apr. 20	Patrick Roy	Colorado	0-4
2002	Apr. 25	Dominik Hasek	Detroit	0-4
2003	Apr. 10	Chris Osgood	St. Louis	0-6
2004	Apr. 13	Mikha Kiprusoff	Calgary	0-4
2007	Apr. 13	Marty Turco	Dallas	0-2
2007	Apr. 19	Marty Turco	Dallas	0-1
2007	Apr. 21	Marty Turco	Dallas	0-2
2009	Apr. 17	Roberto Luongo	St. Louis	3-0

ALL-TIME PLAYOFF COACHING

Rk	Coach	GP	W	L	PCT
1	Roger Neilson	21	12	9	.571
2	Pat Quinn	61	31	30	.508
3	Alain Vigneault	34	17	17	.500
4	Bob McCammon	7	3	4	.428
5	Marc Crawford	31	12	19	.387
6	Rick Ley	11	4	7	.364
7	Harry Neale	14	3	11	.214
8	Phil Maloney	7	1	6	.142
9	Tom Watt	3	0	3	.000

ALL-TIME TOP FIVE

Games Played		Penalty Minutes	
1	Trevor Linden	118	1
T-2	Jyrki Lumme	72	2
	Cliff Ronning	72	3
4	Kirk McLean	68	4
5	S. Momesso	66	5

Goals		Defenceman Points	
T-1	Trevor Linden	34	1
	Pavel Bure	34	2
3	Geoff Courttnall	26	3
4	Cliff Ronning	24	4
T-5	Thomas Gradin	17	T-5
	Henrik Sedin	17	Jeff Brown

Assists	
1	Trevor Linden
2	Geoff Courttnall
3	Cliff Ronning
4	Pavel Bure
5	Jyrki Lumme

ALL-TIME PLAYOFF SCORING

Rk	Player	GP	G	A	PTS	PIM
1	T. Linden	118	34	61	95	90
2	P. Bure	60	34	32	66	72
3	G. Courttnall	65	26	35	61	121
4	C. Ronning	72	24	34	58	48
5	H. Sedin	65	17	27	44	32
6	D. Sedin	65	14	28	42	32
7	J. Lumme	72	9	31	40	36
8	T. Gradin	38	17	21	38	20
9	G. Adams	53	15	19	34	16
T-10	S. Smyl	41	16	17	33	64
	M. Naslund	45	13	20	33	46
12	M. Ohlund	52	9	19	28	55
13	D. Babych	60	9	18	27	42
14	B. Morrison	43	8	17	25	38
15	M. Craven	34	8	15	23	22
16	S. Momesso	66	9	13	22	157
17	S. Salo	48	6	15	21	10
T-18	E. Jovanovski	31	9	10	19	36
	J. Brown	29	7	12	19	39
20	J. Sandlak	33	7	10	17	30
21	R. Courttnall	17	5	11	16	23
T-22	M. Samuelsson	12	8	7	15	16
	I. Boldirev	22	9	6	15	4
	D. Rota	30	10	5	15	82
	G. Diduck	47	6	9	15	53
T-26	R. Kesler	23	3	11	14	18
	T. Bertuzzi	24	6	8	14	82
	A. Edler	25	3	11	14	18
T-28	D. Williams	31	4	10	14	181
T-30	I. Hlinka	16	3	10	13	8
	K. Wellwood	22	3	10	13	0
	C. Fraser	27	4	9	13	108
	K. Bieksa	31	3	10	13	48
T-34	D. Halward	28	6	6	12	77
	M. Cooke	32	8	4	12	30
	M. Gelin	33	6	6	12	26
	D. Lidster	41	2	10	12	36
T-38	I. Larionov	19	4	7	11	10
	L. Molin	19	2	9	11	7
	N. Belland	21	2	9	11	23
	G. Lupul	25	4	7	11	11

ALL-TIME PLAYOFF PENALTY SHOTS

- 1 Steve Duchesne, Los Angeles, successful against Kirk McLean, Game 4, Smythe Division Semi-Finals, Apr. 10, 1991
- 2 Pavel Bure unsuccessful against Mike Richter, NY Rangers Game 4, Stanley Cup Finals, Jun. 7, 1994
- 3 Todd Bertuzzi unsuccessful against Dominik Hasek, Detroit Red Wings Game 3, Western Conference Quarter-Final, Apr. 21, 2002

ALL-TIME PLAYOFF GOALTENDING

Rk	Player	GPI	MIN	GA	SO	AVG	W	L
1	K. McLean	68	4,189	198	6	2.84	34	34
2	R. Luongo	34	2,172	89	1	2.46	17	17
3	R. Brodeur	29	1,809	99	1	3.28	12	17
4	D. Cloutier	25	1,361	75	0	3.31	10	13
5	G. Bromley	7	360	25	0	4.17	2	5
6	C. Hirsch	6	338	21	0	3.73	2	3
7	T. Gamble	4	249	16	0	3.85	1	3
8	G. Smith	4	257	14	0	3.27	1	3
9	A. Auld	4	241	10	0	2.48	1	2
10	S. Weeks	3	79	8	0	3.43	1	1
11	J. Garrett	3	78	4	0	3.08	1	0
12	J. Hedberg	2	98	4	0	2.45	1	1
13	B. Essensa	2	122	6	0	2.95	0	2
14	C. Ridley	2	120	8	0	4.00	0	2
15	P. Skudra	2	96	5	0	3.13	0	1
16	G. Hanlon	2	60	3	0	3.00	0	0
17	D. Sabourin	2	14	1	0	4.14	0	0
18	W. Young	1	60	5	0	5.00	0	1
19	K. Lockett	1	60	6	0	6.00	0	1
20	K. Whitmore	1	20	2	0	6.00	0	0
21	A. Raycroft	1	25	1	0	2.40	0	0

Rk	Player	GP	G	A	PTS	PIM
	P. Nedved	28	3	8	11	18
	A. Burrows	33	7	4	11	56
	B. Sopel	42	2	9	11	10
T-45	T. Tanti	18	1	9	10	15
	B. Hedican	41	1	9	10	32
	H. Snepsts	44	1	9	10	99
T-48	A. Mogilny	6	1	8	9	8
	P. Demitra	17	3	6	9	6
	T. Klatt	18	5	4	9	2
	N. LaFayette	20	2	7	9	4
	S. Bernier	22	6	3	9	7
	L. Lindgren	25	3	6	9	14
T-54	M. Sundin	8	3	5	8	2
	T. Fergus	13	5	3	8	6
	A. Plavsic	13	1	7	8	4
T-57	B. Bradley	7	3	4	7	10
	C. Ehrhoff	12	3	4	7	8
	R. Lanz	14	2	5	7	6
	C. Oddleifson	14	1	6	7	8
	J. Nill	20	4	3	7	73
	M. Raymond	22	5	2	7	8
	D. Murzyn	40	3	4	7	92
T-64	B. Dailey	7	2	4	6	14
	P. Skriko	10	1	5	6	0
	T. Pyatt	16	2	4	6	8
	K. McLean (G)	68	0	6	6	0
T-68	R. Blight	5	0	5	5	2
	E. Tikkanen	6	3	2	5	2
	J. Gould	7	3	2	5	0
	R. Nordmark	7	3	2	5	8
	P. Reinhart	7	2	3	5	4
	D. Ward	9	2	3	5	0
	R. Oksita	10	2	3	5	0
	J. Beranek	14	3	2	5	12
	C. Campbell	19	2	3	5	98
	S. O'Brien	22	2	3	5	49
	M. Baron	24	0	5	5	20
T-80	J. Gillis	5	2	2	4	0
	T. Kurvers	6	2	2	4	12
	G. O'Flaherty	7	2	2	4	6
	D. Lever	10	2	2	4	6

ALL-TIME PLAYOFF SCORING

RK	Player	GP	G	A	PTS	PIM	RK	Player	GP	G	A	PTS	PIM
	K. McCarthy	11	2	2	4	12		J. Dowd	1	0	0	0	0
	B. Smolinski	12	2	2	4	8		K. Guy	1	0	0	0	0
	A. Semenov	12	1	3	4	0		J. King	1	0	0	0	0
	G. Minor	12	1	3	4	25		J. Kocur	1	0	0	0	0
	J. Hansen	24	1	3	4	8		K. Lockett (G)	1	0	0	0	0
	J. Ruutu	24	1	3	4	32		M. Petit	1	0	0	0	0
	A. Chubarov	27	0	4	4	4		M. Pettinger	1	0	0	0	0
	G. Odjick	32	3	1	4	95		A. Raycroft (G)	1	0	0	0	0
T-92	M. Kirtton	4	1	2	3	7		A. Rome	1	0	0	0	0
	P. Bordeleau	5	2	1	3	0		T. Santala	1	0	0	0	0
	J. Siegr	5	0	3	3	4		K. Whitmore (G)	1	0	0	0	0
	A. Cassels	6	2	1	3	0		L. Goodenough	1	0	0	0	2
	R. Sutter	7	2	1	3	12		A. Demarco	2	0	0	0	0
	M. Bridgman	7	1	2	3	10		B. Essensa (G)	2	0	0	0	0
	S. Lachance	8	1	2	3	6		G. Hanlon (G)	2	0	0	0	0
	B. MacDonald	8	0	3	3	2		J. Hedberg (G)	2	0	0	0	0
	R. Kron	11	1	2	3	2		C. Ridley (G)	2	0	0	0	0
	D. Kearns	11	1	2	3	8		D. Sabourin (G)	2	0	0	0	0
	P.O. Brasar	13	0	2	3	0		P. Skudra (G)	2	0	0	0	0
	R. Walter	13	0	3	3	8		J. Strudwick	2	0	0	0	0
	G. Butcher	14	2	1	3	24		J. Namestnikov	2	0	0	0	2
	B. Glynn	17	0	3	3	10		G. Cochrane	2	0	0	0	5
	R. Rypien	17	0	3	3	47		M. Walton	2	0	0	0	5
T-110	M. Crawford	20	1	2	3	44		K. Hammond	2	0	0	0	6
	W. Mitchell	22	0	3	3	34		N. Baumgartner	3	0	0	0	0
	R. Delorme	23	1	2	3	49		J. Benning	3	0	0	0	0
	B. Peterson	3	2	0	2	9		G. Boddy	3	0	0	0	0
	J.J. Daigenault	3	0	2	2	0		J. Garrett (G)	3	0	0	0	0
	J. Belanger	3	0	2	2	2		B. Gassoff	3	0	0	0	0
	L. Rochefort	5	0	2	2	0		D. Lowry	3	0	0	0	0
	D. Capuano	6	1	1	2	5		J. McIlhargey	3	0	0	0	2
	G. Sanderson	7	1	1	2	4		P. McNab	3	0	0	0	0
	M. Rucinsky	7	1	1	2	6		P. Schaefer	3	0	0	0	0
	C. Neely	7	2	0	2	8		B. Schmautz	3	0	0	0	0
	C. Ruutu	9	1	1	2	0		M. Bergevin	3	0	0	0	2
	J. Cowan	10	2	0	2	22		C. Cox	3	0	0	0	2
	B. Manno	10	1	1	2	12		P. Kavanagh	3	0	0	0	2
	B. Reid	10	0	2	2	0		R. Tudor	3	0	0	0	0
T-129	S. Bozek	10	0	2	2	4		O. Vaananen	3	0	0	0	2
	P. Sundstrom	11	1	1	2	9		S. Weeks (G)	3	0	0	0	2
	J. Bulis	12	1	1	2	2		R. Fitzpatrick	3	0	0	0	6
	T. Letowski	12	0	2	2	8		T. Currie	3	0	0	0	10
	L. Krajicek	12	0	2	2	12		A. Auld (G)	4	0	0	0	0
	R. Johnson	14	1	1	2	4		D. Brashear	4	0	0	0	0
	M. Malik	21	1	1	2	20		T. Gamble	4	0	0	0	0
	W. Young (G)	1	0	1	1	0		T. Glass	4	0	0	0	0
	J. Carson	2	0	1	1	0		D. Logan	4	0	0	0	0
	D. Kozak	3	1	0	1	0		G. Smith (G)	4	0	0	0	0
	J. Charbonneau	3	1	0	1	4		N. Smith	4	0	0	0	0
	D. Ververgaert	3	1	0	1	4		L. Melnyk	4	0	0	0	2
	P. Martin	3	0	1	1	2		R. Murphy	4	0	0	0	2
	R. Stern	3	0	1	1	17		J. Agnew	4	0	0	0	6
	H. Druken	4	0	1	1	0		D. Smith	4	0	0	0	6
T-161	D. Pederson	4	0	1	1	4		J. Hughes	4	0	0	0	10
	J. Hlavac	5	0	1	1	0		D. Berehowsky	4	0	0	0	12
	M. Peca	5	0	1	1	8		M. Lemay	4	0	0	0	12
	A. Boudrias	6	1	0	1	0		L. Rohlin	5	0	0	0	0
	T. Warriner	6	1	0	1	2		M. Ridley	5	0	0	0	2
	F. Kucera	6	0	1	1	0		A. Stojanov	5	0	0	0	2
	J. Mazur	6	0	1	1	8		M. Wotton	5	0	0	0	4
	B. Murray	6	0	1	1	13		T. Pratt	5	0	0	0	5
	J. Butler	7	1	0	1	2		B. Helmer	6	0	0	0	0
	G. Monahan	7	1	0	1	4		C. Hirsch (G)	6	0	0	0	2
	B. Ashton	7	1	0	1	6		B. Lalonde	6	0	0	0	2
	M. Robitaille	7	0	1	1	4		A. Schliebener	6	0	0	0	0
	R. Gregg	7	0	1	1	8		M. Sillinger	6	0	0	0	2
	M. Grabner	9	1	0	1	0		J. Buba	6	0	0	0	7
	J. Green	9	0	1	1	12		D. Jackson	6	0	0	0	10
T-161	A. Aucoin	10	1	0	1	2		G. Bromley (G)	7	0	0	0	2
	D. Hordichuk	10	1	0	1	14		M. Keane	7	0	0	0	4
	J. Grisdale	10	0	1	1	15		B. Allen	7	0	0	0	6
	R. Sedlbauer	10	0	1	1	19		G.C. Adams	7	0	0	0	21
	A. Alberts	10	0	1	1	27		J. Cullimore	11	0	0	0	12
	S. Antoski	16	0	1	1	36		A. Eldebrink	13	0	0	0	10
	G. Valk	16	0	1	1	37		D. Cloutier (G)	25	0	0	0	10
	B. May	20	1	0	1	21		R. Dirk	28	0	0	0	41
	J. McIntyre	24	0	1	1	16		R. Brodeur (G)	29	0	0	0	4
	R. Bawa	1	0	0	0	0		R. Luongo (G)	34	0	0	0	0
	T. Bouck	1	0	0	0	0		T. Hunter	46	0	0	0	74
	D. Bruce	1	0	0	0	0							

SEASON

Wins		
Most	15	1994
Most Home	7	1994
Most Road	8	1994
Most Consecutive	5	Apr. 26-May 04/94, May 18-31/94

Goals		
Most For	76	1994
Most Against	61	1994

SERIES

Goals		
Most For	29	1992 Division Semi-Final vs WPG
Most Against	26	1989 Division Semi-Final vs CGY
Most, Both Team	46	1989 Division Semi-Final vs CGY 1992 Division Semi-Final vs WPG

Power Play Goals

Most For	7	1989 Division Semi-Final vs CGY
	7	2009 Western Conference Semi-Final vs CHI
Most Against	10	1989 Division Semi-Final vs CGY
Most, Both Teams	17	1989 Division Semi-Final vs CGY

Shorthanded Goals

Most For	7	1995 vs STL (tied with CGY for most shorthanded goals in one series)
----------	---	--

GAME

Overt me		
Longest	78:06	Apr. 11/07 (VAN 5 vs DAL 4, Henrik Sedin scored at 18:06 in the fourth overt me. The total time played for the game was 138:06)
Shortest	0:51	Apr. 25/96 (VAN 4 @ COL 5 – Joe Sakic)

Goals		
Most	8	Apr. 26/92 (VAN 8 vs WPG 2) Apr. 28/92 (VAN 8 @ WPG 3) May 17/95 (VAN 2 @ STL 8) May 11/09 (VAN 5 @ CHI 7) Apr. 20/94 (CGY 7 vs VAN 5) Apr. 14/79 (PHI 7 vs VAN 2) Apr. 9/86 (EDM 7 vs VAN 3) May 7/10 (CHI 7 vs VAN 4) Apr. 20/94 (CGY 7 vs VAN 5)
Most Against	8	
	7	
Most, Both Teams	12	

Power Play Goals

Most	4	Apr. 9/89 vs CGY
Most Against	4	May 7/10 vs CHI

PERIOD

Goals		
Most	5	Jun. 9/94 vs NYR
Most Against	4	May 11/09 @ CHI Apr. 9/80 vs BUF May 11/82 vs NYI Apr. 9/86 vs EDM Apr. 20/94 vs CGY May 17/95 vs STL Apr. 16/96 vs COL Jun. 09/94 vs NYR
Most, Both Teams	8	

Power Play

Most	3	May 4/92 vs EDM Apr. 12/91 vs LA Apr. 9/80 vs BUF Apr. 9/89 vs CGY May 7/10 vs CHI Apr. 9/89 vs CGY
Most Against	3	
Most, Both Teams	5	

Overt me		
Most Games	7	1994
Most Wins	6	1994
Most Losses	3	1995

Power Play Goals

Most For	19	1994
Most Against	20	1994

Penalty Minutes		
Most	285	1982 Campbell Conference Final vs CHI

Overt me		
Most Games	3	1994 Western Conference Quarter-Final vs CGY (3-0) 1995 Western Conference Semi-Final vs CHI (0-3) 2007 Western Conference Quarter-Final vs DAL (2-1) 2007 Western Conference Semi-Final vs ANA (1-2)
	3	
	3	
	3	

Most, Both Teams	7	May 11/09 (VAN 5 @ CHI 7) Apr. 9/89 vs CGY
------------------	---	---

Fastest Two

Shorthanded Goals 0:17		Christian Ruutu at 4:31, Geoff Courtnall at 4:48 of second period on May 15/95 vs STL. Previous record was 24 seconds set by MTL Canadiens in 1978 – an NHL record.
------------------------	--	---

Penalty Minutes		
Most	106	Apr. 29/82 vs CHI
Most, Opponent	90	May 06/82 by CHI
Most, Both Teams	188	Apr. 29/82 vs CHI

Shots on Goal

Most	56	Apr. 11/07 vs DAL
Most, Opponent	76	Apr. 11/07 by DAL
Most, Both Teams	132	Apr. 11/07 vs DAL
Fewest	15	May 07/09 @ CHI
Fewest, Opponent	14	May 4/92 vs EDM
Fewest, Both Teams	36	Apr. 8/89 vs CGY

Shots on Goal		
Most	20	May 8/92 @ EDM
Most, Opponent	22	May 3/07 @ ANA
Most	20	May 8/92 @ EDM
Most, Opponent	19	May 4/94 vs DAL Apr. 29/82 vs CHI Jun. 9/94 vs NYR
Most, Both Teams	32	Apr. 22/96 vs COL
Fewest	2	May 4/92 vs EDM
Fewest, Opponent	1	Apr. 8/89 vs CGY
Fewest, Both Teams	9	

Fastest Goal to Start Game

Canucks	:08	Apr. 7/82 vs CGY (Stan Smyl)
Opponent	:18	May 7/10 vs CHI (Brent Seabrook)

Fastest Goal to Period

Canucks	:08	Apr. 7/82 vs CGY (Stan Smyl)
---------	-----	------------------------------

PERIOD CONTINUED

Fastest Two Goals

Canucks	:15	Apr. 13/89 vs CGY (Rich Sutter 19:29, Garth Butcher 19:44, 2nd)
Opponent	:17	Apr. 18/01 vs COL (Peter Forsberg 9:11, Joe Sakic 9:28, 3rd)
Both Teams	:16	Apr. 17/04 @ CGY (Geoff Sanderson 10:15, Oleg Saprykin 10:31, 2nd)

Fastest Three Goals

Canucks	2:18	Apr. 13/89 vs CGY (J m Sandlak 17:26, Rich Sutter 19:29, Garth Butcher 19:44, 2nd)
Opponent	:38	Apr. 18/01 vs COL (Peter Forsberg 9:11, Joe Sakic 9:28, E. Messier 9:49, 3rd)
Both Teams	1:34	May 11/09 @ CHI (Daniel Sedin 12:15, Patrick Kane 13:00, Jonathan Toews 13:49, 3rd)

INDIVIDUAL

Career

Most Playoff Years	11	Trevor Linden
Most Games Played	118	Trevor Linden
Most Points	95	Trevor Linden
Most Goals	34	Trevor Linden
		Pavel Bure
Most Assists	61	Trevor Linden
Most PIM	181	Dave Williams
Most Games, Goalie	68	Kirk McLean
Most Wins, Goalie	34	Kirk McLean
Most Shutouts, Goalie	6	Kirk McLean

Year

Most Points	31	Pavel Bure (1994)
Most Points, Def.	15	Jeff Brown (1994)
Most Goals	16	Pavel Bure (1994)
Most Goals, Def.	7	Ed Jovanovski (2003)
Most GWG	3	Geoff Courtnall (1994)
Most PPG	5	Trevor Linden (1994)
Most Assists	15	Pavel Bure (1994)
Most Assists, Def.	11	Jyrki Lumme (1994)
Most PIM	116	Dave Williams (1982)
Most Shots	101	Pavel Bure (1994)
Longest Point Streak	16	Pavel Bure (1994)
		(13-10-23)

Longest Goal Streak 5 Mikael Samuelsson (2010)

		Cliff Ronning (1991)
Longest Assist Streak	5	Lars Molin (1982)
Most Games, Goalie	24	Kirk McLean (1994)
Most Wins, Goalie	15	Kirk McLean (1994)
Most Shutouts	4	Kirk McLean (1994)
Most Minutes	1544	Kirk McLean (1994)

Series

Most Goals	7	Mikael Samuelsson (2010 vs LA)
	7	Pavel Bure (1995 vs STL)
Most Points	12	Pavel Bure (1995 vs STL)
Most Assists	8	A. Mogilny (1996 vs COL)
Most PIM	51	D. Williams (1982 vs CHI)
Most PP	2	Many times
Most Shots	30	Pavel Bure (1995 vs STL)

Game

Most Saves	72	Roberto Luongo (Apr. 11/07 vs DAL)
Most Goals	3	Five times: Trevor Linden, (Most recent Apr. 25/96 @ COL), Doug Halward, Geoff Courtnall (2), Pavel Bure
Most Assists	3	Ten players
Most Points	4	Trevor Linden (Apr. 9/89 vs CGY), Geoff Courtnall (Apr. 4/91 vs LA), Pavel Bure (Apr. 26/92 vs WPG), Geoff Courtnall (Apr. 30/92 vs WPG), Russ Courtnall (May 9/95 at STL)
Most Shots	11	Geoff Courtnall (Apr. 30/92 vs WPG)
Most PP Goals	2	Ivan Hlinka (Apr. 15/82 vs LA), Doug Halward (Apr. 7/84 vs CGY), Trevor Linden (Most recent Apr. 25/96 at COL)

Period

Most Goals	2	Ten players
Most Assists	2	Many Times
Most Points	3	Daniel Sedin (Apr. 21/10 at LA, 3rd), Geoff Courtnall (Apr. 4/91, vs LA, 3rd), Pavel Bure (Jun. 9/94 vs NYR, 3rd)
Most PIM	37	Gino Odjick (May 17/95 vs STL), Doug Halward (Apr. 7/84, vs CGY, 1st)
Fastest Two Goals	2:14	



NHL

NATIONAL HOCKEY LEAGUE

NHL NEW YORK

NHL Enterprises, L.P. & NHL Productions/NHL Images
1185 Avenue of the Americas, New York, NY, 10036
Phone: 212.789.2000, Fax: 212.789.2020, PR Fax: 212.789.2080

NHL MONTRÉAL

1800 McGill College Avenue, Suite 2600
Montréal, Québec, H3A 3J6
Phone: 514.841.9220, Fax: 514.841.1070

NHL TORONTO & NHL ENTERPRISES CANADA L.P.

50 Bay Street, 11th Floor
Toronto, Ontario, M5J 2X8
Phone: 416.981.2777, Fax: 416.981.2779, PR Fax: 416.981.2769

LEAGUE OPERATIONS

EXECUTIVE

Commissioner Gary B. Bettman
Deputy Commissioner William Daly
Senior Executive Vice President &
Director of Hockey Operations Colin Campbell
Senior Executive Vice President &
Chief Financial Officer Craig Harrett
V.P., Administration, Human Resources &
Executive Assistant to the Commissioner Debbie Jordan

ANAHEIM DUCKS

Honda Center
2695 E Katella Ave
Anahe m, CA 92806
714.940.2900
GM: Bob Murray Coach: Randy Carlyle

ATLANTA THRASHERS

Centennial Tower
101 Marietta Street NW
Atlanta, GA, 30303
404.878.3300
GM: Rick Dudley Coach: Craig Ramsay

BOSTON BRUINS

TD Garden
100 Legends Way
Boston, MA, 02114
617.624.1900
GM: Peter Chiarelli Coach: Claude Julien

BUFFALO SABRES

HSBC Arena
One Seymour H. Knox III Plaza
Buffalo, NY, 14203
716.855.4100
GM: Darcy Regier Coach: Lindy Ruff

CALGARY FLAMES

Pengrowth Saddledome
P.O. Box 1540, Station M
Calgary, AB, T2P 3B9
403.777.4636
GM: Darryl Sutter Coach: Brent Sutter

CAROLINA HURRICANES

RBC Center
1400 Edwards Mill Road
Raleigh, NC, 27607
919.467.7825
GM: Jm Rutherford Coach: Paul Maurice

CHICAGO BLACKHAWKS

United Center
1901 W Madison Street
Chicago, IL, 60612
312.455.7000
GM: Stan Bowman Coach: Joel Quenneville

COLORADO AVALANCHE

Pepsi Center
1000 Chopper Circle
Denver, CO, 80204
303.405.1100
GM: Greg She man Coach: Joe Sacco

COLUMBUS BLUE JACKETS

Nationwide Arena
200 W Nationwide Boulevard
Columbus, OH, 43215
614.246.4625
GM: Scott Howson Coach: Scott Arniel

DALLAS STARS

American Airlines Center
2601 Avenue of the Stars
Frisco, TX, 75034
214.387.5500
GM: Joe Nieuwendyk Coach: Marc Crawford

DETROIT RED WINGS

Joe Louis Arena
600 Civic Center Drive
Detroit, MI, 48226
313.394.7000
GM: Ken Holland Coach: Mike Babcock

EDMONTON OILERS

ReXall Place
11230-110th Street
Edmonton, AB, T5G 3H7
780.414.4000
GM: Steve Tambellini Coach: Tom Renney

FLORIDA PANTHERS

BankAtlantic Center
One Panther Parkway
Sunrise, FL, 33323
954.835.7000
GM: Dale Tallon Coach: Peter DeBoer

LOS ANGELES KINGS

Toyota Sports Center
555 N Nash Street
El Segundo, CA, 90245
310.535.4500
GM: Dean Lombardi Coach: Terry Murray

MINNESOTA WILD

Xcel Energy Center
317 Washington Street
St. Paul, MN, 55102
651.602.6000
GM: Chuck Fletcher Coach: Todd Richards

MONTREAL CANADIENS

Bell Centre
1260 de la Gauchetiere Street W
Montreal, QC, H3B 5E8
514.932.2582
GM: Pierre Gauthier Coach: Jacques Martin

NASHVILLE PREDATORS

Bridgestone Arena
501 Broadway
Nashville, TN, 37203
615.770.2300
GM: David Poile Coach: Barry Trotz

NEW JERSEY DEVILS

Prudential Center
165 Mulberry Street
Newark, NJ, 07102
973.757.6100
GM: Lou Lamoriello Coach: John MacLean

NEW YORK ISLANDERS

Nassau Veterans' Memorial Coliseum
1535 Old Country Road
Plainview, NY, 11803
516.501.6700
GM: Garth Snow Coach: Scott Gordon

NEW YORK RANGERS

Madison Square Garden
2 Pennsylvania Plaza, 14th Floor
New York, NY, 10121
212.465.6486
GM: Glen Sather Coach: John Tortorella

OTTAWA SENATORS

Scotiabank Place
1000 Palladium Drive
Kanata, ON, K2V 1A5
613.599.0250
GM: Bryan Murray Coach: Cory Clouston

PHILADELPHIA FLYERS

Wells Fargo Center
3601 South Broad Street
Philadelphia, PA, 19148
215.465.4500
GM: Paul Holmgren Coach: Peter Laviolette

PHOENIX COYOTES

Jobing.com Arena
6751 N White Out Way, #200
Glendale, AZ, 85305
623.772.3200
GM: Don Maloney Coach: Dave Tippett

PITTSBURGH PENGUINS

CONSOL Energy Center
66 Mario Lemieux Place
Pittsburgh, PA, 15219
412.642.1300
GM: Ray Shero Coach: Dan Bylsma

ST. LOUIS BLUES

Scottrade Center
1401 Clark Avenue
St. Louis, MO, 63103
314.622.2500
GM: Doug A mstrong Coach: Davis Payne

SAN JOSE SHARKS

HP Pavilion at San Jose
525 W Santa Clara Street
San Jose, CA, 95113
408.287.7070
GM: Doug Wilson Coach: Todd McLellan

TAMPA BAY LIGHTNING

St. Pete T mes Forum
401 Channelside Drive
Tampa, FL, 33602
813.301.6500
GM: Steve Yzerman Coach: Guy Boucher

TORONTO MAPLE LEAFS

Air Canada Centre
40 Bay Street Suite 400
Toronto, ON, M5J 2X2
416.815.5700
GM: Brian Burke Coach: Ron Wilson

VANCOUVER CANUCKS

Rogers Arena
800 Griffiths Way
Vancouver, BC, V6B 6G1
604.899.4600
GM: Mike Gillis Coach: Alain Vigneault

WASHINGTON CAPITALS

Verizon Center
627 N. Glebe Road, Suite 850
Washington, DC, 22203
202.266.2200
GM: George McPhee Coach: Bruce Boudreau

WESTERN CONFERENCE

CENTRAL DIVISION

Team	GP	W	L	O	GF	GA	PTS
y-CHICAGO (2)	82	52	22	8	271	209	112
DETROIT (5)	82	44	24	14	229	216	102
NASHVILLE (7)	82	47	29	6	225	225	100
ST. LOUIS (9)	82	40	32	10	225	223	90
COLUMBUS (14)	82	32	35	15	216	259	79

NORTHWEST DIVISION

Team	GP	W	L	O	GF	GA	PTS
y-VANCOUVER (3)	82	49	28	5	272	222	103
COLORADO (8)	82	43	30	9	244	233	95
CALGARY (10)	82	40	32	10	204	210	90
MINNESOTA (13)	82	38	36	8	219	246	84
EDMONTON (15)	82	27	47	8	214	284	62

PACIFIC DIVISION

Team	GP	W	L	O	GF	GA	PTS
z-SAN JOSE (1)	82	51	20	11	264	215	113
PHOENIX (4)	82	50	25	7	225	202	107
LOS ANGELES (6)	82	46	27	9	241	219	101
ANAHEIM (11)	82	39	32	11	238	251	89
DALLAS (12)	82	37	31	14	237	254	88

p – winner of President's Trophy x – clinched playoff spot y – clinched division z – clinched conference

NHL LEADERS

INDIVIDUAL SCORING LEADERS

Player	Team	GP	G	A	PTS	+/-	PIM
Henrik Sedin	VAN	82	29	83	112	35	48
Alex Ovechkin	WSH	81	50	59	109	45	89
Sidney Crosby	PIT	81	51	58	109	15	71

DEFENCEMEN SCORING LEADERS

Player	Team	GP	G	A	PTS	+/-	PIM
Mike Green	WSH	75	19	57	76	39	54
Duncan Keith	CHI	82	14	55	69	21	51
Drew Doughty	LA	82	16	43	59	20	54

ROOKIE SCORING LEADERS

Player	Team	GP	G	A	PTS	+/-	PIM
Matt Duchene	COL	82	24	31	55	1	16
John Tavares	NYI	82	24	30	54	-15	22
Tyler Myers	BUF	82	11	37	48	13	32

GOALTENDING

Goals Against Average (Min-27 GP)

Tuukka Rask	BOS	1.97
Ryan Miller	BUF	2.22
Martin Brodeur	NJ	2.24

Wins

Martin Brodeur	NJ	45
Evgeni Nabokov	SJ	44
Ilya Bryzgalov	PHX	42

Shutouts

Martin Brodeur	NJ	9
Ilya Bryzgalov	PHX	8
Craig Anderson	COL	7
Pekka Rinne	NSH	7
Antti Niemi	CHI	7
Tomas Vokoun	FLA	7

EASTERN CONFERENCE

ATLANTIC DIVISION

Team	GP	W	L	O	GF	GA	PTS
y-NEW JERSEY (2)	82	48	27	7	222	191	103
PITTSBURGH (4)	82	47	28	7	257	237	101
PHILADELPHIA (7)	82	41	35	6	236	225	88
NY RANGERS (9)	82	38	33	11	222	218	87
NY ISLANDERS (13)	82	34	37	11	222	264	79

NORTHEAST DIVISION

Team	GP	W	L	O	GF	GA	PTS
y-BUFFALO (3)	82	45	27	10	235	207	100
OTTAWA (5)	82	44	32	6	225	238	94
BOSTON (6)	82	39	30	13	206	200	91
MONTREAL (8)	82	39	33	10	217	223	88
TORONTO (15)	82	30	38	14	214	267	74

SOUTHEAST DIVISION

Team	GP	W	L	O	GF	GA	PTS
p-WASHINGTON (1)	82	54	15	13	318	233	121
ATLANTA (10)	82	35	34	13	234	256	83
CAROLINA (11)	82	35	37	10	230	256	80
TAMPA BAY (12)	82	34	36	12	217	260	80
FLORIDA (14)	82	32	37	13	208	244	77

CATEGORY GOALS

Goals		
Steven Stamkos	TB	51
Sidney Crosby	PIT	51
Alex Ovechkin	WSH	50

Assists

Henrik Sedin	VAN	83
Joe Thornton	SJ	69
Nicklas Backstrom	ESH	68

Power Play Goals

Steven Stamkos	TB	24
Dany Heatley	SJ	18
Marian Gaborik	NYR	14
Teemu Selanne	ANA	14
Anze Kopitar	LA	14

Shorthanded Goals

Alex Burrows	VAN	5
Marian Hossa	CHI	5
Patrick Marleau	SJ	4
Rene Bourque	CGY	4

Game-Winning Goals

Dany Heatley	SJ	9
Daniel Sedin	VAN	8
Patric Hornqvist	NSH	8

Shots

Alex Ovechkin	WSH	368
Zach Parise	NJ	347
Jeff Carter	PHI	319

Shooting PCT (Min-82 SH)

Andrew Brunette	MIN	19.4
Mike Knuble	WSH	19.2
Tomas Holmstrom	DET	19.1

Plus/Minus

Jeff Schultz	WSH	50
Alex Ovechkin	WSH	45
Mike Green	WSH	39

NHL AWARD WINNERS

HART MEMORIAL TROPHY

Henrik Sedin – Vancouver Canucks

VEZINA TROPHY

Ryan Miller – Buffalo Sabres

JAMES NORRIS MEMORIAL TROPHY

Duncan Keith – Chicago Blackhawks

MAURICE “ROCKET” RICHARD TROPHY

Sidney Crosby – Pittsburgh Penguins

Steven Stamkos – Tampa Bay Lightning

ART ROSS TROPHY

Henrik Sedin – Vancouver Canucks

JACK ADAMS AWARD

Dave Tippett – Phoenix Coyotes

CALDER MEMORIAL TROPHY

Tyler Myers – Buffalo Sabres

CONN SMYTHE TROPHY

Jonathan Toews – Chicago Blackhawks

KING CLANCY MEMORIAL TROPHY

Shane Doan – Phoenix Coyotes

WILLIAM M. JENNINGS TROPHY

Martin Brodeur – New Jersey Devils

LADY BYNG MEMORIAL TROPHY

Martin St. Louis – Tampa Bay Lightning

BILL MASTERTON MEMORIAL TROPHY

Jose Theodore – Washington Capitals

LESTER B. PEARSON AWARD

Alexander Ovechkin – Washington Capitals

FRANK J. SELKE TROPHY

Pavel Datsyuk – Detroit Red Wings

MARK MESSIER NHL LEADERSHIP AWARD

Sidney Crosby – Pittsburgh Penguins

NHL FOUNDATION AWARD

Ryan Miller – Buffalo Sabres

SEPTEMBER

- 10 Opening Day of Rookie Camp
- 14 NHL Board of Governors Meeting (New York, NY)
- 17 Opening Day of NHL Training Camps
- 21 Pre-season schedule begins
- 28 Kraft Hockeyville – Buffalo Sabres vs Ottawa Senators (Dundas, ON)

OCTOBER

- 1 Hockey Fights Cancer Awareness Month
- 6 Opening Day Playing Rosters set (3:00 p.m. ET)
- 7 Opening Night – 93rd NHL Regular Season begins
- 7 NHL Face-Off (Toronto)
- 7 2010 Compuware NHL Premiere – Carolina Hurricanes at Minnesota Wild (Helsinki, FIN)
- 7 Official Opening of CONSOL Energy Center - Philadelphia Flyers at Pittsburgh Penguins
- 8 2010 Compuware NHL Premiere – Minnesota Wild at Carolina Hurricanes (Helsinki, FIN)
- 8 2010 Compuware NHL Premiere – Columbus Blue Jackets at San Jose Sharks (Stockholm, SWE)
- 9 2010 Compuware NHL Premiere – San Jose Sharks at Columbus Blue Jackets (Stockholm, SWE)
- 9 2010 Compuware NHL Premiere – Phoenix Coyotes at Boston Bruins (Prague, CZE)
- 9 Stanley Cup Banner Raised – Detroit Red Wings at Chicago Blackhawks
- 10 2010 Compuware NHL Premiere – Boston Bruins at Phoenix Coyotes (Prague, CZE)
- 21 U.S. Hockey Hall of Fame Induction Ceremony (Buffalo, NY) Inductees: Art Berglund, Derian Hatcher, Kevin Hatcher, Dr. George V. Nagobads, Jeremy Roenick
- 27 A Celebration of Lester Patrick (Boston, MA) Recipients: Cam Neely, David Andrews, Jerry York, Jack Parker
- 30 Busiest Day in NHL season – 28 teams play

NOVEMBER

- 6 Hockey Hall of Fame Game (Buffalo Sabres at Toronto Maple Leafs)
- 7 Hockey Hall of Fame Legends Classic
- 8 Hockey Hall of Fame Induction Ceremony (Toronto, ON) Inductees: Dino Ciccarelli, Cammi Granato, Angela James (Player category); Jim Develano, The late Daryl "Doc" Seaman (Builder category)
- 8-18 2010 Subway Super Series (CHI)
- 9 NHL General Managers Meeting (Toronto)
- 11-13 U20 4 Nations Cup
- 26 NHL Founder's Day (1917) – 13 games on schedule

DECEMBER

- 1 Signing deadline for Group 2 free agents
- 6-7 NHL Board of Governors Meeting (Palm Beach, FL)
- 19-27 Holiday Roster Freeze in effect. For all players on an NHL active roster, injured reserve, or players with non-roster and injured non-roster status as of midnight, local time, December 19, a roster freeze shall apply through midnight local time December 27, with respect to waivers, trades and loans, subject to the exceptions provided for in CBA Article 16.10.
- 24-25 No scheduled practices – dressing rooms closed
- 26 – Jan. 5 IIHF World U20 Championship (Buffalo, NY)

JANUARY

- 1 2011 Bridgestone NHL Winter Classic – Washington Capitals at Pittsburgh Penguins (Heinz Field, Pittsburgh)
- 17-19 Home Hardware CHL/NHL Top Prospects Game (Toronto, ON)
- 27-31 NHL All-Star Break (no games played)
- 28 NHL Board of Governors Meeting (Raleigh, NC)
- 29 Honda SuperSkills, 7 p.m. ET, Raleigh, NC (RBC Center)
- 30 58th NHL All-Star Game, 4 p.m. ET, Raleigh, NC (RBC Center)

FEBRUARY

- 1 Hockey is for Everyone Month Celebration
- 1 NHL Regular Season Schedule Resumes
- 12 CBC's Hockey Day in Canada (Host: Whitehorse, YT) Ottawa Senators at Edmonton Oilers; Toronto Maple Leafs at Montreal Canadiens; Calgary Flames at Vancouver Canucks
- 18-20 Hockey Weekend Across America (USA Hockey)
- 20 Hockey Day in America
- 20 2011 NHL Heritage Classic – Montreal Canadiens at Calgary Flames (McMahon Stadium, Calgary)
- 28 Trade deadline (3:00 p.m. ET)

MARCH

- 14-16 NHL General Managers Meeting (Boca Raton, FL)

APRIL

- 7-9 NCAA Frozen Four (Xcel Energy Center, St. Paul, MN)
- 10 Last day of 2010-11 regular season
- 13 Stanley Cup Playoffs begin
- 14-24 IIHF U18 World Championship (Germany)
- 29-May 15 IIHF World Championship (Ondrej Nepela Arena in Bratislava, Slovakia & Ladislav Trojak Arena in Kosice, Slovakia)
- 30 2011 RBC Royal Bank Cup (Edgeworth Centre, Camrose, AB)

MAY

- 20-29 2010 MasterCard Memorial Cup (Hershey Centre, Mississauga, ON)
- 29-Jun. 4 NHL Combine (Location: TBA)

JUNE

- 17/18 Last possible day for 2011 Stanley Cup Final
- TBA Deadline for first club-elected salary arbitration (later of June 15 or 48 hours after the conclusion of the Stanley Cup Final, 5:00 p.m. ET)
- 22 2010 NHL Awards (Las Vegas, Nevada)
- 24-25 NHL Entry Draft (St. Paul, MN)

JULY

- 1 Free Agency period begins
- 5 Deadline for player-elected salary arbitration notification (5:00 p.m. ET)
- 6 Deadline for club-elected salary arbitration notification (5:00 p.m. ET)
- 20-Aug. 4 Salary arbitration hearings held

AUGUST

- 6 Deadline for salary arbitration decisions to be rendered

ASSIST

An assist is awarded to the player or players (max mum of two) who touch the puck prior to the goal, provided no defender plays or possesses the puck in between.

GAME PLAYED

A player receives credit for playing in a game if: i) he steps on the ice during t me played or; ii) serves any penalty.

GAME-WINNING GOAL

After the final score has been determined, the goal which leaves the winning club one goal ahead of its opponent is the game-winning goal (example: if Team A beats Team B 8-3, the player scoring the fourth goal for Team A receives credit for the game-winning goal).

GOAL

A goal is awarded to the last player on the scoring club to touch the puck prior to the puck entering the net.

GOALS AGAINST AVERAGE

Multiply goals allowed (GA) by 60 and divide by minutes played (MINS).

GOALTENDER

A goaltender receives a "W" for a win in regulation, overt me or shootout; an "L" for a loss in regulation; or an "OT" for a loss in overtime or shootout.

PENALTY KILLING PERCENTAGE

Subtract the total number of power play goals allowed from total number of short-handed situations to get total number of power plays killed. Divide the total number of power plays killed by the total number of short-handed situations.

PLUS/MINUS

A player receives a "plus" if he is on the ice when his club scores an even-strength or shorthand goal. He receives a "minus" if he is on the ice for an even-strength or shorthand goal scored by the opposing Club. The difference in these numbers is considered the player's plus/minus statistic.

POWER PLAY GOAL

A goal scored by a club while it has a manpower advantage due to an opponent's penalty. Following are some examples of what is and is not considered a power play goal:

- if a club has an advantage on a minor penalty starting at 2:02 of the period and it scores at 4:02, the goal is not a power play goal.
- if a club scores on a delayed penalty, the goal is not a power play goal.
- if a club has an advantage due to a five minute major or match penalty, that club is always credited with having one more advantage than the number of power play goals it scores during that advantage, because the penalty does not expire. A new advantage begins after each power play goal. For example, if Team A scores three goals during a major penalty, it is credited with four advantages.
- if a club is on a power play for any length of t me, it is considered to have had an advantage.
- if a minor penalty is incurred by a club on a power play due to a major penalty, a new advantage is given to that Club when its minor penalty expires, provided the opponent's major penalty is still in effect.

POWER PLAY PERCENTAGE

Total number of power play goals divided by total number of power play opportunities.

SAVE PERCENTAGE

Subtract goals allowed (GA) from shots against (SA) to determine saves. Then divide saves by shots against.

SHOOTING PERCENTAGE

Divide the number of goals scored by the number of shots taken.

SHORTHAND GOAL

A goal scored by a club while it is at a manpower disadvantage. The same cases apply for shorthand as for power play goals, but in the opposite manner.

SHOT ON GOAL

If a player shoots the puck with the intention of scoring and if that shot would have gone in the net had the goaltender not stopped it, the shot is recorded as a "shot on goal".

SHUTOUT

If two goaltenders combine for a shutout, neither receives credit for the shutout. Instead it is recorded as a club shutout.

TENTHS OF A SECOND

If a penalty or goal occurs in the last minute, the t me is rounded off to the previous second (ex: if a penalty is called with 12.4 seconds left in a period, the t me is indicated as 19:47 and not 19:48.)

WINNING PERCENTAGE

Multiply the total number of games played by two to find the total amount of possible points available then divide by total amount of points obtained.

COACHES RECORD

A coach receives a "W" for a win in regulation, overt me or shootout; an "L" for a loss in regulation; or an "OT" for a loss in overtime or shootout.

** NOTE: No individual skater/goaltender statistics apply for the shootout





MEDIA

CANUCKS SPORTS & ENTERTAINMENT MEDIA POLICY STATEMENT

Canucks Sports & Entertainment (CSE) endeavours to provide members of the media with appropriate access and proper resources for the effective performance of their services and to cultivate an environment of mutual cooperation and respect. CSE expects all members of the media to act with honesty and integrity, to engage in factual and accurate reporting and to comply at all times with the policies and procedures set out in these guidelines or otherwise communicated by Canucks media relations staff. Members of the media should be aware that they will be held to the same standards of conduct whether providing services for an accredited organization or acting individually or on behalf of unaccredited organizations and whether performing services for traditional media outlets or emerging media outlets and social networks. CSE RESERVES THE RIGHT TO ENFORCE THESE MEDIA GUIDELINES BY REVOKING CREDENTIALS OR OTHERWISE RESTRICTING AND/OR DENYING ACCESS BY ANY PERSON TO ROGERS ARENA (OR BY LIMITING ACCESS TO CERTAIN AREAS OF THE ARENA) EITHER TEMPORARILY OR PERMANENTLY.

GENERAL RULES & POLICIES

- Cell phones cannot be used for any purpose in the Canucks dressing and workout rooms at any time (NHL media regulation). PDA's or other mobile devices equipped with cell phone capabilities may be used for email / messaging only.
- Stock and general still and video images are not permitted to be taken in the dressing and workout rooms, i.e., you cannot stand at the entrance and pan the room, or take stock and general images of players or the room.
- Reporters or photographers using an audio recorder, still camera or mini-cam for audio or video recording purposes must inform the person being interviewed (as well as Canucks media relations staff), prior to making any recording, if that recording will or may be posted on the internet.
- All video must adhere to the NHL's broadcast policies available on NHL.com. Material may only be used for editorial purposes.

ACCREDITATION

Season passes: Issued to print, radio and television media members who cover the Vancouver Canucks on a regular basis as part of their work requirements.

Single Game Passes: Media members from accredited newspapers, magazines, wire services and electronic media outlets requesting a single-game media pass must make a written request on the stationary letterhead of the applying outlet at least 48 hours prior to the game. Requests should be faxed to Jen Rollins at 604.899.4640 or e-mailed to jen.rollins@canucks.com.

Important Note: Members of the media are reminded that press box seating is reserved for working members of media covering a particular game or series of games. Media passes must be displayed at all times. In all cases, passes are non-transferable and any unauthorized use will subject the bearer to ejection from Rogers Arena and forfeiture of the credential. Please see back of game pass for team and League policies.

INTERVIEWS

In accordance with NHL policy, game-day interviews are permitted within five minutes following the morning skate and within five minutes following the conclusion of a game. Canucks Head Coach Alain Vigneault will conduct game-day interviews in the media workroom located across the hall from the dressing rooms.

PHOTOGRAPHERS

Photographers on assignment from accredited newspapers, magazines and wire services may apply for single game photo passes by faxing a request to Jen Rollins at 604.899.4640 at least 48 hours prior to the game they desire to shoot. Beat photographers will receive season passes and will shoot from their assigned seats. Assignment photographers will be designated a seat through Canucks Director of Photography, Jeff Vinnick.

CSE does not allow photographers in the team dressing or workout rooms on the road, or at home, without prior authorization. Photographers must request access to the Canucks dressing and workout rooms for a specific assignment. The granting of access will be at CSE's sole discretion and typically will only be granted for direct and specifically requested player interviews or 'events' such as a photo of a new goaltender mask, milestone goal, etc.

Strobe Rentals: Those photographers wishing to set up strobe lighting must first contact Canucks Manager, Creative Services Ryan Castle for the necessary authorization, at 604.899.7508. Strobes are often booked quickly and photographers are encouraged to make requests as early as possible.

USE OF VIDEO AND AUDIO RELATED CONTENT ON INTERNET PLATFORMS

There are limitations on third party use of Canucks video and audio related content ("Canucks Content") on internet platforms. Canucks Content includes but is not limited to interviews, news conferences, practices and community-related events. Games fall under the NHL's broadcast policies. Canucks Content does not extend to the use of editorial text on the internet or text alerts sent to PDA's or cell phones. Canucks Content also does not include "talking head" video or audio of reporters at Canucks facilities, where no team team/interview/press conference footage is used. The limitations and guidelines around use of Canucks Content on internet platforms is as follows:

- Up to 60 seconds maximum per day of video and audio may be used on the Internet by CSE-credentialed news organizations.
- An additional 60 seconds of game highlights may also be used for up to 24 hours following the conclusion of a game.
- No video or audio may be streamed live.
- Material may be archived for 24 hours maximum—no permanent archive of Canucks Content is permitted.
- All material must link back to the team web site (example: "For more information, go to www.canucks.com"). Canucks.com is permitted to link to such posted material.
- All Canucks Content is restricted to use on media websites and may not be "pushed" to other platforms (including but not limited to cell phones).
- Canucks Content cannot be marketed or sold on a subscription basis.
- Canucks Content may be used only in editorial context (such as in links that illustrate stories or in mult media news sections) and may not be featured in stand-alone mult media entertainment sections of any website.
- Canucks Content must adhere to the NHL's broadcast policies.
- There is to be no sponsorship or advertising (including pre-roll video player advertising) associated with or connected with Canucks Content. CSE acknowledges that websites may include commercial advertising in banners and contextual ads, but the ads may not be specifically related to Canucks Content.

MEDIA PARKING

Rogers Arena is unable to provide complimentary parking to members of the media. Media personnel are encouraged to use parking lots around Rogers Arena during games.

MEDIA ENTRANCE – GATE 9

All media must access Rogers Arena through Gate 9 on the South side of the building (Griffiths Way). Please check in at the media credential station located inside Gate 9 by the elevators. Media can access the Press Box and Gondola on Level 500 from the Gate 9 elevators.

TELEVISION/RADIO BOOTHS

Television and radio broadcast booths are located in the media gondola on level 500 accessible by the Gate 9 elevators. The media relations department is pleased to arrange pre-tapes and quick hit interviews according to NHL guidelines. Pre-tape and quick hit requests should be made with the Canucks Media Relations Department no later than the morning skate.

DRESSING ROOMS

The dressing rooms for both the home and visiting team are located on Level 000 of Rogers Arena. Unless otherwise indicated, dressing rooms are open to the media within five minutes following the conclusion of the game. All media members must have their passes displayed in order to gain access to the dressing room. The dressing rooms are accessible post-game from the Press Box via the South Elevators at Gate 9.

PRESS BOX

The following services are provided to all accredited media members:

- 1 Game notes and lineup sheets are available by 10:00 a.m. on game days.
- 2 Between-period game summaries and post-game final statistics will be distributed to the media.
- 3 Out-of-town scores and officiating decisions will be provided upon availability.
- 4 Closed circuit television monitors with instant replay are situated throughout the press box.
- 5 A media workroom is situated at dressing room level.

FOOD & DRINK SERVICE

A media meal is available for purchase on game nights. Complimentary soft drinks, coffee, water and popcorn are available to everyone in the press box. Media are also invited to purchase food from the various concessions located on the public concourses at Rogers Arena. Alcoholic beverages are prohibited in the press box.

FAX/PHOTOCOPY SERVICE

Complimentary fax and photocopy service is available upon request. For assistance, please contact a media relations representative.

VANCOUVER CANUCKS GAME NIGHT MEDIA SERVICES STAFF

Godfrey Rockwood
Bill Hinkman
Ryan Macey
Narinder Badesha
Mike McAleer
Sunny Sung
Joel Rockwood

CANUCKS MEDIA HOTLINE: 604.899.4995

The Vancouver Canucks Media Hotline is a recorded message featuring practice times, travel information, player transactions and other important media information. The hotline is updated by 11:30pm (post-game) on game days and by 5:00pm on non-game days.

PLEASE BE ADVISED THAT MEDIA PASSES MUST BE DISPLAYED AT ALL TIMES



TC CARLING
Vice President, Communications & Community Partnerships

TC CARLING

TC Carling enters his 12th season with the Vancouver Canucks and was appointed Vice President, Communications & Community Partnerships and Executive Director, Canucks for Kids Fund prior to the start of the 2010/11 season. TC is a member of the club's Senior Leadership Team and oversees the Media Relations and Community Partnerships departments. He is responsible for developing and implementing corporate communication strategies across all Canucks Sports & Entertainment and Canucks for Kids Fund initiatives. In his role, TC is responsible for identifying and pursuing team and player strategies with broadcast, website, Game Night Magazine and media outlets to leverage the Canucks brand in the community.

TC began working for Canucks Sports & Entertainment in 1999 and has worked primarily in a media relations capacity, most recently serving as Director, Media Relations & Team Operations. TC has also worked with EA Sports and the Vancouver Grizzlies of the NBA.

A native of Victoria, BC, Carling graduated from the BCIT Radio Broadcasting Program in Burnaby, BC. TC, his wife Tamsin and their dog Jordan live in Vancouver.



BEN BROWN
Director, Media Relations & Team Operations

BEN BROWN

Ben Brown enters his ninth season with the Vancouver Canucks and first season as Director, Media Relations & Team Operations. Ben is responsible for facilitating internal and corporate communication and serves as the primary liaison for all local, national and international media. Ben provides direction to the Media Relations department and is a member of the Canucks Sports & Entertainment Leadership Team.

Ben began working for Canucks Sports & Entertainment in 2001 and most recently served as Manager, Media Relations over five seasons with the club. Ben has also worked with the Vancouver Whitecaps Football Club and Quest Media in London, England.

A native of Saskatoon, SK, Ben graduated from Simon Fraser University with a B.A. in Communication and a History minor.



STEPHANIE MANIAGO
Manager, Media Relations & Publications

STEPHANIE MANIAGO

Stephanie Maniago enters her sixth season with the Vancouver Canucks and first as Manager, Media Relations & Publications. Stephanie serves as the Senior Editor for all company publications including the Yearbook, Game Day Magazine and Media Guide. She is responsible for corporate communication, manages daily media requests, produces club press releases and advisories and assists with press conferences while liaising with local and national media. Stephanie is also responsible for supporting team travel.

Stephanie joined the Canucks from the BC Lions of the CFL, where she served as a student associate in the Communications department.

A native of Burnaby, BC, Stephanie obtained a B.A. with a major in Communication and minor in History from Simon Fraser University.



JEN ROLLINS
Coordinator, Media Relations & Publications

JEN ROLLINS

Jen Rollins enters her third season with the Vancouver Canucks and first season as Coordinator, Media Relations & Publications. Jen is responsible for production of the Game Day Magazine and serves as Associate Editor for all team publications including the Yearbook and Media Guide. Jen is also responsible for compiling and distributing hockey information, including game notes, League statistics, press clippings and media guides to media and hockey management on a daily basis. Jen first joined the Canucks as Media Relations Student Associate in the 2007/08 season.

Jen is a native of Duncan, BC and completed a B.A. in Communication with BYU-Idaho. She currently lives in Vancouver with her husband Sterling.

JOHN SHORTHOUSE

John Shorthouse returns for his 13th year behind the Canucks microphone, splitting play-by-play duties between Rogers Sportsnet Pacific and Team 1040 Sports Radio.

The Vancouver native is the third radio announcer in Canucks history – his appointment fulfilled a life-long dream. A graduate of the British Columbia Institute of Technology, John spent eight years at Global Sports Page – his time there was highlighted by the Canucks '94 Stanley Cup run. John then spent one year calling games for CTV Sportsnet/VTV and CKNW before taking on radio play-by-play duties full time.

John, his wife Christina, their son Will, daughter Maggie and dog Moses reside in Vancouver.



JOHN SHORTHOUSE
Play-by-Play, Team 1040/
Rogers Sportsnet

RICK BALL

Rick Ball returns to the Canucks broadcast team this season as radio play-by-play announcer on Team 1040. Rick will share play-by-play duties with John Shorthouse while continuing in his role as play-by-play announcer for the BC Lions of the Canadian Football League. In 2003, Rick moved from CFX Victoria to Team 1040, where he hosted his own afternoon talk-show. A native of British Columbia, he began his broadcasting career in hockey after graduating from BCIT's Broadcast Journalism program, where from 1995 to 2000 he lent his voice to the Kelowna Rockets' (WHL) games. Rick first did TV play-by-play for the Vancouver Canucks on VTV in 2001.

Rick and his wife, Carole, are proud parents of a daughter, Gracie.



RICK BALL
Play-by-Play, Team 1040

DAVE TOMLINSON

Dave Tomlinson begins his first full season in the Canucks broadcast booth as colour analyst after 15 years of professional hockey in the AHL, IHL, NHL, European leagues and Canada's National Team. Over the last four years, Dave has worked as an on-air host and analyst with Team 1040 sports radio. Drafted by the Toronto Maple Leafs in 1989, Dave's playing career included four years in the NCAA with Boston University, where he graduated with a Bachelor of Science in Business Administration. His professional career was highlighted by 42 NHL games with Toronto, Winnipeg and Florida, with stops in St. John's, Moncton and Cincinnati followed by ten years in the Edmonton Elite Division.

Dave and his wife Manja are proud parents to Leni Greta (6) and Rocco David (1), and have a Doberman Pinscher named Louis Vuitton.



DAVE TOMLINSON
Analyst, Team 1040

**JOHN GARRETT**

Colour Commentary, Rogers Sportsnet

JOHN GARRETT

John Garrett brings over 20 years of broadcasting experience and 15 years as a professional goaltender to Canucks telecasts again this season. During the NHL season, Garrett keeps busy by juggling his time between Canucks broadcasts and regular spots as an in-studio analyst on the "NHL Gamenight" panel. Garrett was originally drafted 38th overall by St. Louis in the 1971 NHL Entry Draft, but his professional career gained momentum when he was selected by Minnesota in the 1973 WHA professional player draft. He went on to play seven seasons with Minnesota, Toronto, Birmingham and New England with his play being rewarded with three All-Star Game selections. John's NHL career began in Hartford in 1979 and he proceeded to play for seven seasons and 207 games for the Hartford Whalers, Quebec Nordiques and Vancouver Canucks. He also represented the Canucks in the 1983 All-Star Game. Garrett broke into the broadcasting world with Hockey Night in Canada in 1986, following his last NHL season as a player; he served as a member of the Hockey Night in Canada team until 1998.

John, a graduate of Queen's University, is married with two daughters and makes his home in Vancouver.

**DAN MURPHY**

Host, Rogers Sportsnet

DAN MURPHY

Dan Murphy enters his ninth season as host for Rogers Sportsnet Pacific's Vancouver Canucks broadcasts. After graduating from the University of Ottawa with a degree in Communications in 1992, Murphy attended BCIT's Broadcast Journalism program where he graduated in 1995. He quickly got his start in television joining Global's Sports Page in Vancouver where he worked as a writer/reporter/producer from 1995 to 1999. Murphy was then hired as a reporter by Sportsnet in November 1999 and hosted Vancouver Grizzlies NBA broadcasts on Sportsnet and VTV during the 2000.01 season.

Dan, his wife Christy and their dog Bowe reside in North Vancouver.



MEDIA

CANUCKS SPORTS & ENTERTAINMENT MEDIA POLICY STATEMENT

Canucks Sports & Entertainment (CSE) endeavours to provide members of the media with appropriate access and proper resources for the effective performance of their services and to cultivate an environment of mutual cooperation and respect. CSE expects all members of the media to act with honesty and integrity, to engage in factual and accurate reporting and to comply at all times with the policies and procedures set out in these guidelines or otherwise communicated by Canucks media relations staff. Members of the media should be aware that they will be held to the same standards of conduct whether providing services for an accredited organization or acting individually or on behalf of unaccredited organizations and whether performing services for traditional media outlets or emerging media outlets and social networks. CSE RESERVES THE RIGHT TO ENFORCE THESE MEDIA GUIDELINES BY REVOKING CREDENTIALS OR OTHERWISE RESTRICTING AND/OR DENYING ACCESS BY ANY PERSON TO ROGERS ARENA (OR BY LIMITING ACCESS TO CERTAIN AREAS OF THE ARENA) EITHER TEMPORARILY OR PERMANENTLY.

GENERAL RULES & POLICIES

- Cell phones cannot be used for any purpose in the Canucks dressing and workout rooms at any time (NHL media regulation). PDAs or other mobile devices equipped with cell phone capabilities may be used for email / messaging only.
- Stock and general still and video images are not permitted to be taken in the dressing and workout rooms, i.e., you cannot stand at the entrance and pan the room, or take stock and general images of players or the room.
- Reporters or photographers using an audio recorder, still camera or mini-cam for audio or video recording purposes must inform the person being interviewed (as well as Canucks media relations staff), prior to making any recording, if that recording will or may be posted on the internet.
- All video must adhere to the NHL's broadcast policies available on NHL.com. Material may only be used for editorial purposes.

ACCREDITATION

Season passes: Issued to print, radio and television media members who cover the Vancouver Canucks on a regular basis as part of their work requirements.

Single Game Passes: Media members from accredited newspapers, magazines, wire services and electronic media outlets requesting a single-game media pass must make a written request on the stationary letterhead of the applying outlet at least 48 hours prior to the game. Requests should be faxed to Jen Rollins at 604.899.4640 or e-mailed to jen.rollins@canucks.com.

Important Note: Members of the media are reminded that press box seating is reserved for working members of media covering a particular game or series of games. Media passes must be displayed at all times. In all cases, passes are non-transferable and any unauthorized use will subject the bearer to ejection from Rogers Arena and forfeiture of the credential. Please see back of game pass for team and League policies.

INTERVIEWS

In accordance with NHL policy, game-day interviews are permitted within five minutes following the morning skate and within five minutes following the conclusion of a game. Canucks Head Coach Alain Vigneault will conduct game-day interviews in the media workroom located across the hall from the dressing rooms.

PHOTOGRAPHERS

Photographers on assignment from accredited newspapers, magazines and wire services may apply for single game photo passes by faxing a request to Jen Rollins at 604.899.4640 at least 48 hours prior to the game they desire to shoot. Beat photographers will receive season passes and will shoot from their assigned seats. Assignment photographers will be designated a seat through Canucks Director of Photography, Jeff Vinnick.

CSE does not allow photographers in the team dressing or workout rooms on the road, or at home, without prior authorization. Photographers must request access to the Canucks dressing and workout rooms for a specific assignment. The granting of access will be at CSE's sole discretion and typically will only be granted for direct and specifically requested player interviews or 'events' such as a photo of a new goaltender mask, milestone goal, etc.

Strobe Rentals: Those photographers wishing to set up strobe lighting must first contact Canucks Manager, Creative Services Ryan Castle for the necessary authorization, at 604.899.7508. Strobes are often booked quickly and photographers are encouraged to make requests as early as possible.

USE OF VIDEO AND AUDIO RELATED CONTENT ON INTERNET PLATFORMS

There are limitations on third party use of Canucks video and audio related content ("Canucks Content") on internet platforms. Canucks Content includes but is not limited to interviews, news conferences, practices and community-related events. Games fall under the NHL's broadcast policies. Canucks Content does not extend to the use of editorial text on the internet or text alerts sent to PDAs or cell phones. Canucks Content also does not include "talking head" video or audio of reporters at Canucks facilities, where no team team/interview/press conference footage is used. The limitations and guidelines around use of Canucks Content on internet platforms are as follows:

- Up to 60 seconds maximum per day of video and audio may be used on the Internet by CSE-credentialed news organizations.
- An additional 60 seconds of game highlights may also be used for up to 24 hours following the conclusion of a game.
- No video or audio may be streamed live.
- Material may be archived for 24 hours maximum—no permanent archive of Canucks Content is permitted.
- All material must link back to the team web site (example: "For more information, go to www.canucks.com"). Canucks.com is permitted to link to such posted material.
- All Canucks Content is restricted to use on media websites and may not be "pushed" to other platforms (including but not limited to cell phones).
- Canucks Content cannot be marketed or sold on a subscription basis.
- Canucks Content may be used only in editorial context (such as in links that illustrate stories or in mult media news sections) and may not be featured in stand-alone mult media entertainment sections of any website.
- Canucks Content must adhere to the NHL's broadcast policies.
- There is to be no sponsorship or advertising (including pre-roll video player advertising) associated with or connected with Canucks Content. CSE acknowledges that websites may include commercial advertising in banners and contextual ads, but the ads may not be specifically related to Canucks Content.

MEDIA PARKING

Rogers Arena is unable to provide complimentary parking to members of the media. Media personnel are encouraged to use parking lots around Rogers Arena during games.

MEDIA ENTRANCE – GATE 9

All media must access Rogers Arena through Gate 9 on the South side of the building (Griffiths Way). Please check in at the media credential station located inside Gate 9 by the elevators. Media can access the Press Box and Gondola on Level 500 from the Gate 9 elevators.

TELEVISION/RADIO BOOTHS

Television and radio broadcast booths are located in the media gondola on level 500 accessible by the Gate 9 elevators. The media relations department is pleased to arrange pre-tapes and quick hit interviews according to NHL guidelines. Pre-tape and quick hit requests should be made with the Canucks Media Relations Department no later than the morning skate.

DRESSING ROOMS

The dressing rooms for both the home and visiting team are located on Level 000 of Rogers Arena. Unless otherwise indicated, dressing rooms are open to the media within five minutes following the conclusion of the game. All media members must have their passes displayed in order to gain access to the dressing room. The dressing rooms are accessible post-game from the Press Box via the South Elevators at Gate 9.

PRESS BOX

The following services are provided to all accredited media members:

- 1 Game notes and lineup sheets are available by 10:00 a.m. on game days.
- 2 Between-period game summaries and post-game final statistics will be distributed to the media.
- 3 Out-of-town scores and officiating decisions will be provided upon availability.
- 4 Closed circuit television monitors with instant replay are situated throughout the press box.
- 5 A media workroom is situated at dressing room level.

FOOD & DRINK SERVICE

A media meal is available for purchase on game nights. Complimentary soft drinks, coffee, water and popcorn are available to everyone in the press box. Media are also invited to purchase food from the various concessions located on the public concourses at Rogers Arena. Alcoholic beverages are prohibited in the press box.

FAX/PHOTOCOPY SERVICE

Complimentary fax and photocopy service is available upon request. For assistance, please contact a media relations representative.

VANCOUVER CANUCKS GAME NIGHT MEDIA SERVICES STAFF

Godfrey Rockwood
Bill Hinkman
Ryan Macey
Narinder Badesha
Mike McAleer
Sunny Sung
Joel Rockwood

CANUCKS MEDIA HOTLINE: 604.899.4995

The Vancouver Canucks Media Hotline is a recorded message featuring practice times, travel information, player transactions and other important media information. The hotline is updated by 11:30pm (post-game) on game days and by 5:00pm on non-game days.

PLEASE BE ADVISED THAT MEDIA PASSES MUST BE DISPLAYED AT ALL TIMES



TC CARLING
Vice President, Communications & Community Partnerships

TC CARLING

TC Carling enters his 12th season with the Vancouver Canucks and was appointed Vice President, Communications & Community Partnerships and Executive Director, Canucks for Kids Fund prior to the start of the 2010/11 season. TC is a member of the club's Senior Leadership Team and oversees the Media Relations and Community Partnerships departments. He is responsible for developing and implementing corporate communication strategies across all Canucks Sports & Entertainment and Canucks for Kids Fund initiatives. In his role, TC is responsible for identifying and pursuing team and player strategies with broadcast, website, Game Night Magazine and media outlets to leverage the Canucks brand in the community.

TC began working for Canucks Sports & Entertainment in 1999 and has worked primarily in a media relations capacity, most recently serving as Director, Media Relations & Team Operations. TC has also worked with EA Sports and the Vancouver Grizzlies of the NBA.

A native of Victoria, BC, Carling graduated from the BCIT Radio Broadcasting Program in Burnaby, BC. TC, his wife Tamsin and their dog Jordan live in Vancouver.



BEN BROWN
Director, Media Relations & Team Operations

BEN BROWN

Ben Brown enters his ninth season with the Vancouver Canucks and first season as Director, Media Relations & Team Operations. Ben is responsible for facilitating internal and corporate communication and serves as the primary liaison for all local, national and international media. Ben provides direction to the Media Relations department and is a member of the Canucks Sports & Entertainment Leadership Team.

Ben began working for Canucks Sports & Entertainment in 2001 and most recently served as Manager, Media Relations over five seasons with the club. Ben has also worked with the Vancouver Whitecaps Football Club and Quest Media in London, England.

A native of Saskatoon, SK, Ben graduated from Simon Fraser University with a B.A. in Communication and a History minor.



STEPHANIE MANIAGO
Manager, Media Relations & Publications

STEPHANIE MANIAGO

Stephanie Maniago enters her sixth season with the Vancouver Canucks and first as Manager, Media Relations & Publications. Stephanie serves as the Senior Editor for all company publications including the Yearbook, Game Day Magazine and Media Guide. She is responsible for corporate communication, manages daily media requests, produces club press releases and advisories and assists with press conferences while liaising with local and national media. Stephanie is also responsible for supporting team travel.

Stephanie joined the Canucks from the BC Lions of the CFL, where she served as a student associate in the Communications department.

A native of Burnaby, BC, Stephanie obtained a B.A. with a major in Communication and minor in History from Simon Fraser University.



JEN ROLLINS
Coordinator, Media Relations & Publications

JEN ROLLINS

Jen Rollins enters her third season with the Vancouver Canucks and first season as Coordinator, Media Relations & Publications. Jen is responsible for production of the Game Day Magazine and serves as Associate Editor for all team publications including the Yearbook and Media Guide. Jen is also responsible for compiling and distributing hockey information, including game notes, League statistics, press clippings and media guides to media and hockey management on a daily basis. Jen first joined the Canucks as Media Relations Student Associate in the 2007/08 season.

Jen is a native of Duncan, BC and completed a B.A. in Communication with BYU-Idaho. She currently lives in Vancouver with her husband Sterling.

JOHN SHORTHOUSE

John Shorthouse returns for his 13th year behind the Canucks microphone, splitting play-by-play duties between Rogers Sportsnet Pacific and Team 1040 Sports Radio.

The Vancouver native is the third radio announcer in Canucks history – his appointment fulfilled a life-long dream. A graduate of the British Columbia Institute of Technology, John spent eight years at Global Sports Page – his time there was highlighted by the Canucks '94 Stanley Cup run. John then spent one year calling games for CTV Sportsnet/VTV and CKNW before taking on radio play-by-play duties full time.

John, his wife Christina, their son Will, daughter Maggie and dog Moses reside in Vancouver.



JOHN SHORTHOUSE
Play-by-Play, Team 1040/
Rogers Sportsnet

RICK BALL

Rick Ball returns to the Canucks broadcast team this season as radio play-by-play announcer on Team 1040. Rick will share play-by-play duties with John Shorthouse while continuing in his role as play-by-play announcer for the BC Lions of the Canadian Football League. In 2003, Rick moved from CFAX Victoria to Team 1040, where he hosted his own afternoon talk-show. A native of British Columbia, he began his broadcasting career in hockey after graduating from BCIT's Broadcast Journalism program, where from 1995 to 2000 he lent his voice to the Kelowna Rockets' (WHL) games. Rick first did TV play-by-play for the Vancouver Canucks on VTV in 2001.

Rick and his wife, Carole, are proud parents of a daughter, Gracie.



RICK BALL
Play-by-Play, Team 1040

DAVE TOMLINSON

Dave Tomlinson begins his first full season in the Canucks broadcast booth as colour analyst after 15 years of professional hockey in the AHL, IHL, NHL, European leagues and Canada's National Team. Over the last four years, Dave has worked as an on-air host and analyst with Team 1040 sports radio. Drafted by the Toronto Maple Leafs in 1989, Dave's playing career included four years in the NCAA with Boston University, where he graduated with a Bachelor of Science in Business Administration. His professional career was highlighted by 42 NHL games with Toronto, Winnipeg and Florida, with stops in St. John's, Moncton and Cincinnati followed by ten years in the ECHL's Manly Elite Division.

Dave and his wife Manja are proud parents to Leni Greta (6) and Rocco David (1), and have a Doberman Pinscher named Louis Vuitton.



DAVE TOMLINSON
Analyst, Team 1040

**JOHN GARRETT**

Colour Commentary, Rogers Sportsnet

JOHN GARRETT

John Garrett brings over 20 years of broadcasting experience and 15 years as a professional goaltender to Canucks telecasts again this season. During the NHL season, Garrett keeps busy by juggling his time between Canucks broadcasts and regular spots as an in-studio analyst on the "NHL Gamenight" panel. Garrett was originally drafted 38th overall by St. Louis in the 1971 NHL Entry Draft, but his professional career gained momentum when he was selected by Minnesota in the 1973 WHA professional player draft. He went on to play seven seasons with Minnesota, Toronto, Birmingham and New England with his play being rewarded with three All-Star Game selections. John's NHL career began in Hartford in 1979 and he proceeded to play for seven seasons and 207 games for the Hartford Whalers, Quebec Nordiques and Vancouver Canucks. He also represented the Canucks in the 1983 All-Star Game. Garrett broke into the broadcasting world with Hockey Night in Canada in 1986, following his last NHL season as a player; he served as a member of the Hockey Night in Canada team until 1998.

John, a graduate of Queen's University, is married with two daughters and makes his home in Vancouver.

**DAN MURPHY**

Host, Rogers Sportsnet

DAN MURPHY

Dan Murphy enters his ninth season as host for Rogers Sportsnet Pacific's Vancouver Canucks broadcasts. After graduating from the University of Ottawa with a degree in Communications in 1992, Murphy attended BCIT's Broadcast Journalism program where he graduated in 1995. He quickly got his start in television joining Global's Sports Page in Vancouver where he worked as a writer/reporter/producer from 1995 to 1999. Murphy was then hired as a reporter by Sportsnet in November 1999 and hosted Vancouver Grizzlies NBA broadcasts on Sportsnet and VTV during the 2000.01 season.

Dan, his wife Christy and their dog Bowe reside in North Vancouver.



MADE FROM CANADA

This land gives us everything. It gives us amazing lakes, epic mountains and more square feet of awesomeness per person than anywhere else. It also gives us Canadian water, prairie barley and exactly what we need to brew one of the best tasting lagers in the world. So raise a glass to this land. We wouldn't be Canadian without it. Cheers.







ROGERS ARENA

IF IT'S **WEST COAST**
IT HAPPENS
HERE



**33 CONCERTS, 15 EVENTS
AND HOME TO YOUR VANCOUVER CANUCKS**

CELEBRATING 40 YEARS OF THE GAME WE LOVE

WWW.ROGERSARENA.CA

2010.11 SEASON SCHEDULE



SEPTEMBER

PS DENOTES PRE-SEASON GAMES

HOME AWAY

SUN	MON	TUE	WED	THU	FRI	SAT
12	13	14	15	16	17	18
19	20	21 CGY TV PS 7:00	22 EDM TV PS 7:00	23	24	25 ANA TV PS 7:00
26 EDM TV PS 5:00	27	28 SJ TV PS 7:00	29 SJ TV PS 7:30	30		

NOVEMBER

SUN	MON	TUE	WED	THU	FRI	SAT
	1 NJ TV 7:00	2 EDM TV 6:00	3	4 COL TV 6:00	5	6 DET TV 7:00
7	8	9 MTL TV 4:30	10	11 OTT TV 4:30	12	13 TOR TV 4:00
14	15 BUF TV 4:00	16	17 PIT TV 4:00	18	19	20 CHI TV 7:00
21 PHX TV 6:00	22	23	24 COL TV 7:00	25	26 SJ TV 7:00	27
28	29	30				

JANUARY

SUN	MON	TUE	WED	THU	FRI	SAT
						1
2 COL TV 5:00	3 SJ TV 7:30	4	5 CGY TV 7:00	6	7 EDM TV 7:00	8 DET TV 7:00
9	10	11 NYI TV 4:00	12	13 NYR TV 4:00	14 WSH TV 4:00	15
16 MIN TV 3:00	17	18 COL TV 6:00	19	20 SJ TV 7:00	21	22 CGY TV 7:00
23	24 DAL TV 7:00	25	26 NSH TV 7:00	27	28	29
30	31					

MARCH

SUN	MON	TUE	WED	THU	FRI	SAT
		1 CBJ TV 7:00	2	3 NSH TV 7:00	4	5 LA TV 1:00
6 ANA TV 5:00	7	8 PHX TV 6:00	9	10 SJ TV 7:30	11	12 CGY TV 7:00
13	14 MIN TV 7:00	15	16 COL TV 7:00	17	18 PHX TV 7:00	19
20	21	22	23 DET TV 4:00	24	25 ATL TV 4:30	26
27 CBJ TV 2:00	28	29 NSH TV 5:00	30	31 LA TV 7:00		

OCTOBER

SUN	MON	TUE	WED	THU	FRI	SAT
					1 ANA TV PS 7:00	2
3	4	5	6	7	8	9 LA TV 7:00
10	11 FLA TV 7:00	12	13 ANA TV 7:00	14	15 LA TV 7:30	16
17 CAR TV 6:00	18	19 MIN TV 6:00	20 CHI TV 6:00	21	22 MIN TV 7:00	23
24	25	26 COL TV 7:00	27	28	29	30
						31

DECEMBER

SUN	MON	TUE	WED	THU	FRI	SAT
			1 CGY TV 6:30	2	3 CHI TV 5:30	4
5 STL TV 6:00	6	7	8 ANA TV 7:00	9	10	11 TB TV 7:00
12 EDM TV 5:00	13	14	15 CBJ TV 7:00	16	17	18 TOR TV 4:00
19	20 STL TV 5:00	21	22 DET TV 4:00	23 CBJ TV 4:00	24	25
26 EDM TV 6:00	27	28 PHI TV 7:00	29	30	31 DAL TV 5:00	

FEBRUARY

SUN	MON	TUE	WED	THU	FRI	SAT
		1 DAL TV 5:30	2 PHX TV 6:30	3	4 CHI TV 7:00	5
6	7 OTT TV 7:00	8	9 ANA TV 7:00	10	11	12 CGY TV 7:00
13	14 STL TV 5:00	15 MIN TV 5:00	16	17 NSH TV 5:00	18	19 DAL TV 7:00
20	21	22 MTL TV 7:00	23	24 STL TV 7:00	25	26 BOS TV 7:00
27	28					

APRIL

SUN	MON	TUE	WED	THU	FRI	SAT
					1	2 EDM TV 7:00
3	4	5 EDM TV 6:00	6	7 MIN TV 7:00	8	9 CGY TV 7:00
10	11	12	13	14	15	16

SCHEDULES SUBJECT TO CHANGE. ALL GAME TIMES ARE PT.
* INDICATES SUBSEQUENT PRE-SEASON GAMES IN CALGARY (6PM) AND VANCOUVER (7PM).

- * PREMIUM GAMES
- FAMILY NIGHT
- RING OF HONOUR NIGHT
- RAISE A READER
- ARMED FORCES NIGHT
- SUPERSKILLS
- MARKUS NASLUND NIGHT
- COACHING DAY IN BC

