

1	Table of Contents
2	Company Directory
4	Canucks Ticket Information
6	General Motors Place
7	Francesco, Roberto and Paolo Aquilini
8	Chris Zimmerman
9	Victor de Bonis
10	VCLP Executive
<b>11</b>	<b>THE CANUCKS</b>
12	Dave Nonis
13	Steve Tambellini
14	Alain Vigneault
15	Rick Bowness
16	Barry Smith, Mike Kelly
17	Stan Smyl, Lorne Henning
18	Ron Delorme, Scouting Staff
19	Roger Takahashi, Ian Clark
20	Training and Medical Staff
22	Hockey Operations and Broadcast
23	Norm Jewison
24	Community Partnerships
28	Canucks Alumni
30	Gary Lupul
<b>31</b>	<b>THE PLAYERS</b>
80	Manitoba Moose
81	Scott Arniel, Brad Berry
84	In the System
<b>101</b>	<b>2006-07 STATISTICAL REVIEW</b>
102	2007-08 Training Camp Roster
104	2006-07 Canucks Scoring
106	2006-07 Season Summary
107	2006-07 Schedule and Results
109	Player Game by Game
<b>117</b>	<b>OPPONENTS</b>
<b>149</b>	<b>SEASON-BY-SEASON HISTORY</b>
<b>187</b>	<b>ALL-TIME RECORDS</b>
188	All-Time Roster
191	All-Time Uniform Numbers
193	All-Time Draft Selections
197	All-Time Trades
202	On This Day In Canucks History
213	Canucks Awards
214	NHL Awards, NHL All-Stars
215	Regular Season Monthly Records
216	Season Openers/Home and Road
217	Season-By-Season Records/Home and Road
218	Coaching Records
219	General Managers, Canucks Captains, Attendance Records
220	Regular Season Record in Overtime Games
223	All-Time Scoring
226	All-Time Player Records

229	All-Time Penalty Shots
230	Canucks/Opponent Shutouts
232	Hat Tricks
234	All-Time Team Records
236	All-Time Individual Season Records
<b>237</b>	<b>PLAYOFFS</b>
238	All-Time Opponents
239	All-Time Results
240	All-Time Shutouts
241	All-Time Coaching, Penalty Shots, Scoring
243	All-Time Playoff Records
<b>245</b>	<b>NATIONAL HOCKEY LEAGUE</b>
246	League Directory
247	Team Directory
248	2006-07 NHL Standings & NHL Leaders
249	2006-07 NHL Awards
250	2007-08 NHL Critical Dates
251	How To Figure
<b>253</b>	<b>MEDIA SERVICES</b>
254	Media Service Regulations
255	Media Relations Department
256	Canucks Broadcasters
<b>259</b>	<b>CANUCKS STAFF</b>

## MEDIA GUIDE CREDITS

Editors.....	Ben Brown
.....	Stephanie Maniago
.....	T.C. Carling
Media Guide Design & Production ...	Andi Mortenson
Editorial Assistants.....	Daniel Fung
.....	Jen Herrington
Special thanks to Randy Robles, Bob Waterman & Elias Sports Bureau	
Photography.....	Jeff Vinnick
.....	Lyle Stafford
.....	Kim Stallknecht
Photo/Copy Editor.....	Chelsey Perrella
Printing.....	Hemlock Printers Ltd.

## COPYRIGHT 2007 VANCOUVER CANUCKS

The information contained in this publication was compiled by the Vancouver Canucks and is provided as a courtesy to our fans and the media and may be used only for personal or editorial purposes. Any commercial use of this information is prohibited without the prior written consent of the Vancouver Canucks.

# 2007.08 SCHEDULE



**TV CANUCKS TV**  
PAY-PER-VIEW  
presented by STARLIGHT  
a Gateway Casino



## SEPTEMBER

PS DENOTES PRESEASON GAMES

HOME AWAY

SUN	MON	TUE	WED	THU	FRI	SAT
16	17 ANA PS 7:00	18	19 CGY PS 7:00	20 EDM PS 7:00	21	22 SJ PS 7:30
23 ANA PS 5:00	24	25	26 SJ PS 7:00	27	28 CGY PS 6:00	29 EDM PS 5:00
30						

## OCTOBER

SUN	MON	TUE	WED	THU	FRI	SAT
	1	2	3	4	5 SJ ★ TV 7:00	6 CGY TV 7:00
7	8	9	10 PHI ★ TV 7:30	11	12 EDM TV 6:00	13 EDM TV 7:00
14	15 SJ ★ TV 7:00	16	17	18	19 LA TV 7:00	20
21 CGY TV 2:00	22 CAR TV 4:00	23	24 DET TV 4:30	25	26 WSH TV 4:00	27
28 DET ★ TV 7:30	29	30	31			

## NOVEMBER

SUN	MON	TUE	WED	THU	FRI	SAT
				1 NSH TV 8:00	2	3 COL TV 7:00
4	5	6	7	8 CGY TV 6:00	9 COL TV 7:00	10
11	12	13	14 EDM TV 7:00	15	16 MIN TV 7:00	17
18 CGY TV 5:00	19	20 EDM TV 6:00	21 MIN TV 5:00	22	23 STL TV 5:30	24
25 CHI ★ TV 7:00	26	27 ANA ★ TV 7:00	28	29 CGY TV 7:00	30	

## DECEMBER

SUN	MON	TUE	WED	THU	FRI	SAT
						1
2 MIN TV 3:00	3	4	5 CHI TV 5:30	6 NSH TV 5:00	7	8 PIT ★ TV 7:00
9	10 LA TV 7:30	11	12 ANA TV 7:00	13 SJ TV 7:30	14	15 EDM TV 7:00
16	17	18 NJ ★ TV 7:00	19	20 DAL TV 7:00	21	22 PHX TV 7:00
23 COL TV 5:00	24	25	26	27 CGY ★ TV 7:00	28	29
30 ANA ★ TV 5:00	31 CGY TV 6:00					

## JANUARY

SUN	MON	TUE	WED	THU	FRI	SAT
		1	2	3 NYR ★ TV 7:00	4	5
6	7	8 NYI TV 7:00	9	10 SJ TV 7:30	11 PHX TV 7:00	12
13 STL TV 3:00	14	15 CGY TV 4:00	16	17 DET TV 4:30	18	19 LA TV 7:00
20	21 MIN TV 7:00	22	23 STL ★ TV 7:00	24	25	26
27	28	29 DAL TV 7:00	30	31 TB TV 4:30		

## FEBRUARY

SUN	MON	TUE	WED	THU	FRI	SAT
					1 FLA TV 4:30	2
3	4	5 DAL TV 5:30	6	7 ATL TV 4:00	8	9 COL ★ TV 7:00
10 CHI ★ TV 7:00	11	12	13	14 MIN TV 7:00	15	16 EDM TV 7:00
17	18	19 MIN TV 5:00	20	21 NSH TV 5:00	22	23 DET ★ TV 7:00
24	25	26	27 COL TV 7:00	28	29 CGY TV 7:00	

## MARCH

SUN	MON	TUE	WED	THU	FRI	SAT
						1
2 CHI TV 12:00	3	4 COL TV 6:30	5	6 NSH ★ TV 7:00	7	8 STL TV 7:00
9	10 LA TV 7:30	11	12 ANA TV 7:00	13 PHX TV 7:00	14	15 DAL TV 4:00
16	17 PHX ★ TV 7:00	18	19	20 EDM TV 6:00	21 MIN TV 7:00	22
23	24	25 CGY TV 6:00	26 COL TV 6:00	27	28 MIN TV 5:00	29
30 CGY ★ TV 7:00	31					

## APRIL

SUN	MON	TUE	WED	THU	FRI	SAT
		1 COL TV 7:00	2	3 EDM ★ TV 7:30	4	5 CGY ★ TV 7:00
6	7	8	9	10	11	12
13	14	15	16	17	18	19

\* GAME DATES, OPPONENTS & TIMES SUBJECT TO CHANGE. ALL GAME TIMES ARE PT.

- ★ PREMIUM GAMES
- GM/FM McDONALD'S® FAMILY NIGHTS
- CFKF TELETHON
- FAN APPRECIATION NIGHT
- 1410AM RADIO BROADCAST
- SUPERSKILLS PRESENTED BY McDONALD'S®

**TEAM 1040**  
SPORTS RADIO

ALL REGULAR SEASON GAMES WILL BE BROADCASTED ON THE VANCOUVER CANUCKS RADIO AFFILIATE, TEAM 1040.

## VANCOUVER CANUCKS

Home Ice	General Motors Place
Address	800 Griffiths Way Vancouver, British Columbia V6B 6G1
Telephone	604.899.4600
Fax	604.899.4640
Website	www.canucks.com
Rink Dimensions	200 Feet by 85 Feet
Club Colours	Blue, white and green
Seating Capacity	18,630
Minor League Affiliations	Manitoba Moose (AHL) Victoria Salmon Kings (ECHL)
Radio Affiliation	Team 1040
Television Affiliation	Rogers Sportsnet (Channel 22)
Media Relations Telephone	604.899.4995
Media Relations Fax	604.899.4640
Ticket Information & Customer Service	604.899.4625
Information Line	604.899.4600

## EXECUTIVE

Chairman, Vancouver Canucks Limited	
Partnership & Governor, NHL	Francesco Aquilini
Alternate Governor, NHL	Roberto Aquilini
Alternate Governor, NHL	Paolo Aquilini
President & Chief Executive	
Officer & Alternate Governor, NHL	Chris Zimmerman
Senior Vice President & General Manager and Alternate Governor	David M. Nonis
Chief Operating Officer	Victor de Bonis
Executive Vice President, Business	Jon Festinger
Vice President, People Development	Susanne Haine
Vice President & General Manager, Arena Operations	Harvey Jones
Vice President, Business Development	Gord Forbes
Vice President, Finance & CFO	Todd Kobus
Vice President & Assistant General Manager	Steve Tambellini
Executive Assistant	Erin Lewyk

## HOCKEY OPERATIONS

Senior Vice President & General Manager and Alternate Governor	David M. Nonis
Executive Assistant	Michelle Di Tomaso
Vice President & Assistant General Manager	Steve Tambellini
Executive Assistant	Lori Meehan
Head Coach	Alain Vigneault
Associate Coach	Rick Bowness
Assistant Coaches	Barry Smith Mike Kelly
Goaltending Consultant	Ian Clark
Strength & Conditioning Coach	Roger Takahashi
Director, Player Development	Stan Smyl
Director, Player Personnel	Lorne Henning
Senior Vice President & General Manager, Manitoba Moose	Craig Heisinger
Head Coach, Manitoba Moose	Scott Arniel
Assistant Coach, Manitoba Moose	Brad Berry

Director, Media Relations	T.C. Carling
Manager, Media Relations	Ben Brown
Coordinator, Media Relations	Stephanie Maniogo
Director, Community Partnerships	Debbie Butt
Manager, Community Partnerships & Events	Karen Christiansen
Coordinator, Community Partnerships & Education	Jessica Danylichuk
Coordinator, Community Partnerships	Tara Clarke
Manager, Hockey Development & Alumni	Rod Brathwaite

## SCOUTING STAFF

Chief Amateur Scout	Ron Delorme
Amateur Scouts	Brian Chapman Sergei Chibisov Barry Dean Thomas Gradin Mario Marois Harold Snepsts Jim Eagle Frank Kollar Tim Lenardon Ray Payne
Professional Scouts	Lucien DeBlois Eric Crawford Lars Lindgren
Manager, Scouting & Player Information	Jonathan Wall

## MEDICAL AND TRAINING STAFF

Medical Trainer	Mike Burnstein
Assistant Medical Trainer	Jon Sanderson
Assistant Medical Trainer	Marty Dudgeon
Equipment Manager	Pat O'Neill
Assistant Equipment Manager	Jamie Hendricks
Trainer's Assistant	Brian Hamilton
Game Dressing Room Attendants	John Jukich Ron Shute Brian Brumwell
Team Physicians	Dr. Rui Avelar Dr. Bill Regan Dr. Mike Wilkinson
Team Dentist	Dr. Jeffrey Norden
Team Chiropractor	Dr. Sid Sheard
Team Optometrist	Dr. Alan R. Boyco

## BROADCAST

Director, Facilities & In-House Productions	Paul Brettell
Director, Production Services	Mike Hall
Senior Broadcast Technician	Greg Story
Senior Multimedia Producer	Jason Steensma
Broadcast Business Manager	Shannon Baker
Production Assistant & Editor	Rory McGarry

## GAME ENTERTAINMENT & EVENTS

Manager, Game Entertainment & Events	Jamie Levchuk
Coordinator, Game Entertainment & Events	Cam Goudreau
Coordinator, Animation & Display Services	Art Green
Coordinator, Game Entertainment	Paul Buckley
Mascot	Fin

## ARENA OPERATIONS

Director, Event Services	Indira Fisher
Manager, Event Staff & Security	Jim Day
Manager, Events & Guest Services	Rita Rogers
Event Manager	Diana Campbell
Manager, Housekeeping	Amir Rabiei
Coordinator, Housekeeping	Agim Hasani
Material Handling Coordinator	Stu Cummings
Coordinator, Safety & Security	Chris Pearson
Event Coordinator	Janice McLellan
Guest Services & Tour Coordinator	Almira Chow
Staff Services Coordinators	Chantel Jones
	Sabrina Sandbeck

## BUSINESS DEVELOPMENT

Director, Business Development	David Altman
Director, Business Development	Sharon Butler
Director, Business Development	Jordan Thorsteinson
Director, Sponsorship Activation	Darren Moscovitch
Interactive Account Manager	Simon Louca
Account Executives, Sponsorship Activation	Sarah Simpson
	Lucas Spata
	Colin Whiteside
Administrative Assistant	Antonia Nassopoulos

## CLIENT SERVICE & TICKET OPERATIONS

Director, Client Service & Ticket Operations	Mary Nagy
Manager, Client Development & Service	Josh Bender
Manager, Client Service & Ticket Operations	Aysa Martin
Managers, Client Service	Clayton Letain
	David Pan
	Martha Vassos
	Chris Wallace
Account Executive, Client Service	Sonja Kristiansen
Ticket Operations Specialist	Albert Yan
Assistant, Client Service & Ticket Operations	Sunny Mangat
Director, Premium Client Service	Deborah Boren
Manager, Premium Client Service & Sales	Lisa McNabb
Manager, Premium Client Service	Theresa Jantzen
Account Executives, Premium Client Service	Rylan Jay
	Carolyn Taylor
Assistant, Premium Client Service	Samantha Docking

## ENGINEERING

Director, Engineering	Al Hutchings
Manager, Plant Operations	Mark Wohl
Supervisor, Facility Maintenance	Richard Caschetto
Supervisor, Conversions	Shawn Campbell
Coordinator, Facility Operations	Renee Richardson
Coordinator, Engineering Services	Casey Dalglish
Electricians	Bruce Robertson
	Joe Lund
General Maintenance	Barry Dennison
Building Operators	Steve Caron
	Shane Hayes
	Jason Borsa
	David Corlett
	Keith Fong

Conversions Crew Leaders	Richard Driver
	Albert Desiena
	Ed Yee
	Richard Bonnett

## FINANCE AND CENTRAL SERVICES

Controller, Hockey	Patricia Bigonzi
Corporate Controller	Aaron Wilson
Corporate Accounting Manager	Heidi Harms
Arena Accounting Manager	Lauri Shortyk
Accountant, Hockey & Canucks for Kids Fund	Sara Klassen
Accountant	Wendy Jovanov
Payroll Coordinator	Jackie Hagerty
Payroll Administrator	Krystal Budde
Accounts Receivable Administrator	Diane Sutherland
Accounts Payable Administrator	Kristine Del Rosario
	Satoe Kubodera
Administrative Services Manager	Denise Ouang
Central Services Coordinator	Ferdie De Guzman

## INFORMATION TECHNOLOGY

Manager, Technical Support	William Cheng
IT Coordinator	Cheryl Loveseth
Network & Systems Specialist	Lieane Arabsky
Network & Systems Technician	Meghan Hewitt Hartley

## MARKETING AND CREATIVE SERVICES

Director, Brand Management	Paul Dal Monte
Manager, Marketing	Jennifer Schaeffers
Marketing Coordinator	Michelle Davies
Manager, Website	Kevin Kinghorn
Website Assistant	Karen Sum
Manager, Creative Services	Ken Jones
Graphic Designers	Ryan Castle
	Jenny McCleery
	Andi Mortenson
Copy Editor & Image Resource Coordinator	Chelsey Perrella

## PEOPLE DEVELOPMENT

Manager, People Development	Lisa Steiman
Manager, People Development	Pam Petrie
Manager, People Development	Dana Clark
Executive Assistant	T.J. Kajla
People Development Assistant	Andrea Halishoff
Receptionist	Lynn Bradley

## RETAIL

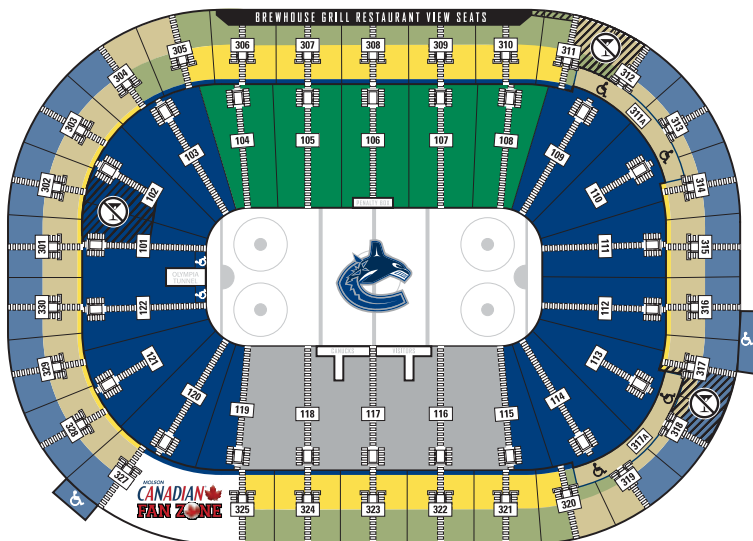
Retail Operations Manager	Jeff Winslade
Retail Operations Coordinator	Danielle Libonati
Special Projects Coordinator	David Haruta
Retail Administrative Assistant	Alessandra Herbert

## TRAVEL

Travel Manager	Cathie Moroney
----------------	----------------



# TICKET INFORMATION



♿ Wheelchair seating is available in three different areas, at three different price categories. Please inquire for availability.

## SINGLE GAME TICKETS

### SPORTS ACTION LEVEL

Limited quantities. Please inquire.

Limited quantities. Please inquire.

\$104.50

All prices include GST, but are subject to applicable service charges.

### TELUS® LEVEL

\$84.00

\$72.25

\$61.00

\$49.25

\$89.00

Prices do not apply to premium games. Refer to game schedule for premium dates.

Molson Canadian Fan Zone seating is available in four price categories. Call Ticketmaster for availability.

Tickets available at Ticketmaster Ticket Centres, the Chevy Pickup Window at General Motors Place, [canucks.com/tickets](http://canucks.com/tickets) or Charge-By-Phone.



**604.280.4400**

**1.800.663.9311**



**ZONE – Section 101–102, Rows 14–25. No alcohol permitted**

FOR SEASON TICKETS OR OTHER TICKET PACKAGES, PLEASE CALL **604.899.60AL** (4625)



Welcomes:

**ultimate canucks**

**Search**

"Of the fans - by the fans - for the fans"

Get your 15 megabytes of fame!

**[canucks.com/ultimate](http://canucks.com/ultimate)**

< 2006.07 ULTIMATE CANUCK SEARCH WINNER! **GRACIE**



# INSIDE EDGE

EXCLUSIVE ACCESS TO...

- CANUCKS FEATURES
- TICKET GIVEAWAYS
- CONTESTS
- SPECIAL OFFERS
- BREAKING NEWS

To sign up, go to [canucks.com/InsideEdge](http://canucks.com/InsideEdge)



WE ARE ALL CANUCKS



## GENERAL MOTORS PLACE

Owned by Vancouver Canucks Limited Partnership, General Motors Place is home to the Vancouver Canucks of the National Hockey League. It is one of the most active and versatile entertainment venues in North America, having welcomed more than 16.5 million visitors through its doors since opening in September 1995.

General Motors Place introduced a multi-million dollar enhancement to its scoring and video display systems in the fall of 2006, featuring state-of-the-art Daktronics high resolution ProStar® LED video screens and an accompanying ribbon board extending 950 feet in circumference around the arena's 300-level seating. The main video display system comprises four video screens, flanked by four additional LED displays, centred between two large circular displays suspended above and below the system. Supporting the video display is a premier Bose sound system. The building also features highly-skilled in-house production, lighting and rigging crews and outstanding broadcast capabilities.

General Motors Place is acclaimed for its comfortable seating and superior sightlines. In addition to a premium Club seating section, the building offers added privacy and comfort with its suite services. Eighty-eight executive suites are available on an annual lease, with each suite having the capacity for 20 guests per game or event. Additionally, 12 hospitality suites accommodate large or small groups on a per-event basis. Premium dining facilities operated by Aramark include the Brewhouse Grill and the Captains Club. The building also boasts Rickard's Brew House for in-house production of premium beer.

The Canucks Team Store is the official retailer of the Vancouver Canucks and one of the biggest retail spaces in the NHL with a 3,500 square foot main store and eight additional locations throughout General Motors Place. Each location boasts a variety of merchandise for the whole family, including exclusive Canucks items and game night promotions.



### AQUILINI INVESTMENT GROUP INC.

Family owned and operated, the Aquilini Investment Group of Vancouver is one of British Columbia's most diversified local enterprises. Founded more than 50 years ago by Luigi Aquilini, an immigrant to Canada from Brescia, Italy, the firm has a diversified national real estate portfolio that includes commercial properties, office buildings, hotels, golf courses, restaurants, and cranberry and blueberry farms. The family also develops commercial and residential properties for sale nationwide.

In 2004, the family purchased 50 per cent of the Vancouver Canucks, General Motors Place and their parent organization, Orca Bay Sports and Entertainment. In 2006, they returned the team to 100 per cent local ownership when they bought the balance of the organization.

While day-to-day operations of the firm have passed to his sons, Francesco, Roberto and Paolo, Luigi Aquilini continues to play an active and mentoring role in the organization he created.

Committed to the communities where they live and do business, the Aquilini family has been significantly involved in a number of worthwhile community projects, including chairing and funding the Italian Gardens at Vancouver's Hastings Park, helping to create a 100 hectare nature conservancy named for the family in British Columbia's Fraser Valley and donating funds to the "Juvenile Diabetes Research Fund" to help foster research for a cure.

Together, Francesco, Roberto and Paolo, and their families, are also active corporate and community fundraisers for the Canucks for Kids Fund, the signature charity of the Vancouver Canucks.



CHRIS ZIMMERMAN

## CHRIS ZIMMERMAN

### PRESIDENT & CHIEF EXECUTIVE OFFICER AND ALTERNATE GOVERNOR, NHL

**Born:** March 7, 1960

**Birthplace:** New York, NY

**Residence:** Vancouver, BC

**Family:** Wife, Emily; Daughter, Katie; Son, Ted.

Chris Zimmerman, 47, was named the President and Chief Executive Officer of the Vancouver Canucks at a media conference on October 12, 2006. In his role as President and CEO, Zimmerman is responsible for leading the overall strategic direction of the company, including broadcast, marketing, sponsorship and ticket sales, finance, human resources and arena operations. Zimmerman joined the Vancouver Canucks after spending the previous three years as President and CEO of Nike Bauer Hockey.

In Zimmerman's first full year with the Canucks, he has been instrumental in strengthening the Canucks connection to the community through a number of new initiatives. During the past year the Canucks have unveiled their new sweaters for the 2007-08 season, he has helped generate new local business partnerships for the club with BC Ferries and BC Hydro and he's overseen several significant in-arena renovation projects, all aimed at improving the Canucks fan experience at General Motors Place. In addition, the continued growth of Canucks.com, the highly successful "Ultimate Canucks Search" and the 25 original hours of Canucks TV are all examples of Zimmerman's focus on connecting with the loyal Canucks fans.

Most recently Zimmerman spent three years overseeing the Nike Bauer Hockey brand, he utilized his passion and knowledge of the game to drive sales, marketing, research, design and development, and operations for one of the world's leading and most-recognized manufacturers and developers of hockey equipment and apparel. During his three years, the business recorded significant growth and regained its number one position in the hockey equipment market.

Prior to his appointment as President and CEO of Nike Bauer Hockey in March 2003, Zimmerman was General Manager of Nike Golf USA, where he helped lead the re-launch of Nike Golf and established the brand as a truly authentic player in the industry. Before joining the Nike Golf Team in 1998, Zimmerman spent 16 years in a variety of senior advertising positions. From 1995 to 1998, he was the USA Advertising Director for the Nike Brand and created work that helped grow the Nike Business from \$3 billion (US) to \$5 billion in sales. Prior to joining Nike, Zimmerman was a Senior Vice President at Saatchi and Saatchi Advertising in New York.

Zimmerman was born in New York, NY and earned a Bachelor of Arts in Economics and Mass Communication from the University of Vermont. He went on to earn his MBA at Babson College in 1983. While earning his B.A. at Vermont, Zimmerman spent four successful seasons playing for the NCAA Division I hockey team at the University. As he worked towards his MBA at Babson College, he spent time as an Assistant Coach for its men's hockey team, helping lead the Division III school to the National Championship game in 1982.

Zimmerman is a board member for both the Canucks for Kids Fund and BC Special Olympics. He and his wife Emily, daughter Katie and son Ted reside in Vancouver.

**VICTOR DE BONIS****CHIEF OPERATING OFFICER**

**Born:** May 17, 1966

**Birthplace:** Vancouver, BC

**Residence:** Vancouver, BC

**Family:** Wife, Mary; Daughters, Valendina & Angelica; Son, Victor

Victor de Bonis has been with Vancouver Canucks Limited Partnership for 13 years, during which time he has played a pivotal role in helping the organization become one of the most successful teams in the NHL. In March 2007, he was appointed Chief Operating Officer after serving the past nine years as Vice President Finance and Chief Financial Officer. As Chief Operating Officer, de Bonis is responsible for the overall strategic direction of the Finance, IT, Customer Sales & Service, Premium Seating, Retail, People Development, Event Services and Engineering Departments. A graduate of the University of British Columbia where he received a Bachelor of Commerce degree, de Bonis is also a member of the B.C. Institute of Chartered Accountants.

**VICTOR DE BONIS**



**JON FESTINGER**  
Executive Vice President, Business



**SUSANNE HAINE**  
Vice President, People Development



**HARVEY JONES**  
Vice President & General Manager,  
Arena Operations



**GORD FORBES**  
Vice President, Business Development



**TODD KOBUS**  
Vice President, Finance & CFO



THE CANUCKS



WE ARE ALL  
CANUCKS





DAVID NONIS

## DAVID NONIS

### SENIOR VICE PRESIDENT & GENERAL MANAGER AND ALTERNATE GOVERNOR

**Born:** May 25, 1966

**Birthplace:** Burnaby, BC

**Residence:** Vancouver, BC

**Family:** Wife, Susan; Son, Nicholas

David Nonis, 41, became the ninth General Manager in Vancouver Canucks history on May 6, 2004 when he was promoted from Senior Vice President, Director of Hockey Operations. Nonis is the youngest and only GM in franchise history to be born and raised in the Vancouver area. A native of the Vancouver suburb of Burnaby, B.C., Nonis attended Parkcrest Elementary and Burnaby North High School and played minor and junior hockey for the Burnaby Bluehawks.

Under the leadership of Nonis and Assistant General Manager, Steve Tambellini, the Vancouver Canucks hired Head Coach and 2007 Jack Adams Award winner, Alain Vigneault, while adding

more than ten new players to the roster in 2006-07 to produce the best season in franchise history. The club set new single-season records for points (105) and wins (49), and captured the Northwest Division title for the fifth time in the history of the franchise.

Over the past nine seasons, Nonis has established long-term agreements with Vancouver's core players while forecasting the team's budget and payroll to help re-stabilize the NHL club's economic and long-term viability in Vancouver.

Nonis served six seasons as Senior Vice-President, Director of Hockey Operations, where he was the club's chief negotiator of player contracts and was responsible for Vancouver's minor league affiliate agreement with the Manitoba Moose of the AHL. He also directed all areas of the Hockey Operations Department.

Prior to joining the Canucks as Senior Vice President, Director of Hockey Operations in 1998, Nonis served as the National Hockey League's Manager of Hockey Operations for four seasons. In his role with the NHL, Nonis gained a vast knowledge of the Collective Bargaining Agreement and helped finalize sections of the document when the previous edition was drafted prior to the 1994-95 season. He also worked with the league's arbitration team, which included assisting teams in preparation for arbitration, researching salaries and interpreting contract language.

Nonis originally broke into the NHL with the Canucks in 1990. In his first years with the team he was primarily responsible for corporate contracts, computer scouting and team services.

Nonis played for the Burnaby Bluehawks of the British Columbia Junior Hockey League from 1982 to 1984. He then played for the University of Maine where he served as captain for two seasons, leading his team to back-to-back NCAA championship tournaments and graduated with a B.A. in 1988. Nonis played one season professionally in Denmark, then returned to Maine in 1989 to serve as Graduate Assistant under Head Coach Shawn Walsh. Nonis earned an MBA from the University of Maine in 1990.

## STEVE TAMBELLINI

### VICE PRESIDENT & ASSISTANT GENERAL MANAGER

**Born:** May 14, 1958

**Birthplace:** Trail, BC

**Residence:** Port Moody, BC

**Family:** Wife, Denise; Sons, Jeff and Adam; Daughter, Trisha.

Steve Tambellini, 49, enters his 17th year with the Canucks and was promoted to Vice President and Assistant General Manager in June 2004. Tambellini works closely with Dave Nonis on all hockey decisions, where he participates in contract negotiations and oversees all areas of the scouting departments as well as the team's minor league affiliates in Manitoba (AHL) and Victoria (ECHL).

A native of Trail, B.C., Tambellini spent the 1997-98 season as Senior Vice President of Hockey Operations and played a vital role in the management of the hockey club during the season. In August of 1998, Tambellini was named as Vice President of Player Personnel, overseeing the pro scouting and player development departments. In this role, the club continued to utilise Tambellini as a valuable resource in making team personnel decisions. Tambellini has also served in the capacity of Vice President of Business Operations for the Canucks.

Tambellini served as General Manager of Team Canada at the World Hockey Championships, leading the team to a gold medal finish in 2003 and a silver medal finish in 2005. In 2006, Tambellini once again served as Director, Player Personnel on the Canadian management team for the Winter Olympics in Torino, Italy. He worked closely with Executive Director Wayne Gretzky, Assistant Executive Director Kevin Lowe, Head Coach Pat Quinn and the coaching staff in the selection, evaluation and scouting of the team. In February 2002, Tambellini won an Olympic gold medal with Team Canada as Director, Player Personnel and won the 2004 World Cup of Hockey with Team Canada as a member of his management team.

In June 2003, Steve's oldest son Jeff was selected 27th overall by the L.A. Kings in the 2003 Entry Draft while attending the University of Michigan, and Jeff signed his first pro contract in August 2005.

Tambellini has long been a dedicated contributor to the Canucks charitable initiatives, having served as the President of the Canucks for Kids Fund for 12 years. The Canucks for Kids Fund has raised over \$20 million since it began 20 years ago. In 2006, Tambellini was honoured when he was presented with the B.C. Humanitarian of the Year award by the B.C. Hockey Hall of Fame. Tambellini also won the Jake Milford Plaque in 2004 for his significant and lasting contributions to hockey in British Columbia.

A former player, Tambellini played 10 seasons in the NHL after he was drafted 15th overall in the 1978 Entry Draft by the NY Islanders. He won a Stanley Cup with the Islanders in 1980, and was eventually traded to Colorado with Glenn Resch for Mike McEwen and Jari Kaarela on March 10, 1981. He played one season in Colorado before the franchise was relocated to New Jersey in June of 1982. On June 20, 1983, Tambellini was traded to the Calgary Flames with Joel Quenneville for Mel Bridgeman and Phil Russell. He played for the Flames for two seasons (1983-84, 1984-85) before signing as a free agent with the Canucks on August 28, 1985. Tambellini played three seasons in Vancouver (1985-86, 1986-87, 1987-88), recording 42 goals and 45 assists for 87 points in 161 games. He played in 553 career NHL games, recording 160 goals, 150 assists (310 points) and 105 penalty minutes. Tambellini also represented Team Canada on three occasions. He played in the World Junior Championships in 1978, the World Championships in 1981 and the 1988 Winter Olympics in Calgary, Alberta. In 2005, Tambellini was inducted into the B.C. Hockey Hall of Fame in Penticton, B.C.



STEVE TAMBELLINI



ALAIN VIGNEAULT

## ALAIN VIGNEAULT

### HEAD COACH

**Born:** May 14, 1961

**Birthplace:** Quebec City, PQ

**Residence:** Vancouver, BC

**Family:** Daughters, Andreane & Janie

Alain Vigneault, 46, was named the 16th Head Coach in Vancouver Canucks history on June 20, 2006. In his first year as Canucks Head Coach, Vigneault led the team to their most successful regular season to date; establishing new franchise records for wins (49) and points (105), on the way to a Northwest Division Championship and Vancouver's first appearance in the playoffs since the 2003-04 season. In recognition of these significant achievements, Vigneault was presented with the Jack Adams Award as NHL Coach of the Year at the 2007 NHL Awards in Toronto.

Vigneault previously served as Head Coach of the Montreal Canadiens from 1997-2001, becoming the organization's second youngest coach in club history at the age of 36. He had compiled an NHL record of 109-118-

35-4, reaching the Eastern Conference Semi-Finals during his first season behind the Canadiens bench and was nominated for the Jack Adams Award, following the 1999-2000 season.

Vigneault joined Vancouver from the club's AHL affiliate, the Manitoba Moose, where he led the team to within one game of the conference finals. In the 2005-06 season, his first season as Head Coach with the Moose, Vigneault guided the club to a 44-24-7 record.

Prior to joining the Moose, Vigneault spent 10 seasons as Head Coach in the QMJHL with Trois-Rivières, Hull, Beauport and P.E.I. In 1988, Vigneault led the Olympiques into the Memorial Cup and was subsequently named CHL Coach of the Year. He has also been honoured as coach of the QMJHL's Second All-Star team on three separate occasions.

Vigneault has also achieved success on the international stage. He served as an Assistant Coach with Canada's National Junior Team in 1989 and 1991, winning a gold medal at the 1991 World Junior Championships in Saskatoon.

The Quebec-native began his career in the NHL playing for the St. Louis Blues from 1981 to 1983. Drafted by the Blues in the eighth round, 167th overall in the 1981 Draft, the defenceman recorded two goals, five assists and 82 penalty minutes in his NHL career. Vigneault went on to serve as a scout for the Blues for two seasons and as an Assistant Coach for the Ottawa Senators from 1992 to 1996.

### ALAIN VIGNEAULT'S HEAD COACHING RECORD

Season	Team	League	GC	W	L	T	OTL	PCT
1986-87	Trois Rivières Draveurs	QMJHL	70	28	40	2	0	.414
1987-88	Hull Olympiques	QMJHL	70	43	23	4	0	.643
1988-89	Hull Olympiques	QMJHL	70	40	25	5	0	.607
1989-90	Hull Olympiques	QMJHL	70	36	29	5	0	.550
1990-91	Hull Olympiques	QMJHL	70	36	27	7	0	.564
1991-92	Hull Olympiques	QMJHL	70	41	24	5	0	.621
1995-96	Beauport Harfangs	QMJHL	31	19	7	5	0	.694
1996-97	Beauport Harfangs	QMJHL	70	24	44	2	0	.357
<b>1997-98</b>	<b>Montreal Canadiens</b>	<b>NHL</b>	<b>82</b>	<b>37</b>	<b>32</b>	<b>13</b>	<b>0</b>	<b>.530</b>
<b>1998-99</b>	<b>Montreal Canadiens</b>	<b>NHL</b>	<b>82</b>	<b>32</b>	<b>39</b>	<b>11</b>	<b>0</b>	<b>.457</b>
<b>1999-00</b>	<b>Montreal Canadiens</b>	<b>NHL</b>	<b>82</b>	<b>35</b>	<b>34</b>	<b>9</b>	<b>4</b>	<b>.506</b>
<b>2000-01</b>	<b>Montreal Canadiens</b>	<b>NHL</b>	<b>20</b>	<b>5</b>	<b>13</b>	<b>2</b>	<b>0</b>	<b>.300</b>
2003-04	P.E.I. Rocket	QMJHL	70	40	19	5	6	.650
2004-05	P.E.I. Rocket	QMJHL	70	24	39	7	0	.393
2005-06	Manitoba Moose	AHL	80	44	24	-	7	.633
<b>2006-07</b>	<b>Vancouver Canucks</b>	<b>NHL</b>	<b>82</b>	<b>49</b>	<b>26</b>	<b>7</b>	<b>-</b>	<b>.640</b>
<b>VANCOUVER TOTALS</b>			<b>82</b>	<b>49</b>	<b>26</b>	<b>7</b>	<b>-</b>	<b>.640</b>
<b>NHL TOTALS</b>			<b>348</b>	<b>158</b>	<b>144</b>	<b>42</b>	<b>4</b>	<b>.520</b>

## RICK BOWNESS

### ASSOCIATE COACH

**Born:** January 25, 1955  
**Birthplace:** Moncton, NB  
**Residence:** Vancouver, BC  
**Family:** Wife, Judy; Sons, Ricky & Ryan; Daughter, Kristen

Rick Bowness, 52, enters his second season as Vancouver Canucks Assistant Coach and 18th NHL season in a coaching capacity. Bowness joined the Canucks from the Phoenix Coyotes where he served as Assistant Coach for the last six years; Bowness assumed head coaching duties on an interim basis in 2003-04. Prior to joining the Coyotes, Bowness was a member of the New York Islanders coaching staff for three seasons.

The Moncton, New Brunswick native has held the position of Head Coach for five NHL teams: the Winnipeg Jets (1988-89), Boston Bruins (1991-92), Ottawa Senators (1992-96), New York Islanders (1996-98) and Phoenix Coyotes (2003-04). In addition to his NHL coaching experience, Bowness was also a player/coach for the Sherbrooke Jets (1982-83), Head Coach and General Manager of his hometown Moncton Hawks (1987) and Head Coach of the Maine Mariners (1989-91) of the AHL.



RICK BOWNESS

Prior to his coaching career, Bowness played seven seasons (1975-82) in the NHL as a right wing with Atlanta, Detroit, St. Louis and Winnipeg. He saw action in 173 games, recording 55 points (18-37-55) and 191 penalty minutes. Bowness was originally drafted by the Atlanta Flames in the second round, 26th overall, of the 1975 NHL Entry Draft.

Bowness began his career in coaching with the American Hockey League's Sherbrooke Jets as a player/coach during the 1982-83 season. He served the next four seasons (1983-84 to 1986-87) as an Assistant Coach for the Winnipeg Jets before returning to his hometown in 1987 as the Coach and General Manager of the Moncton Hawks, the Jets' AHL developmental team. In February 1989, Bowness had his first NHL head coaching stint when he took over as interim Head Coach of the Jets for the final 28 games (8-17-3) of the 1988-89 season.

The following season, Bowness joined the Boston Bruins organization, coaching the AHL's Maine Mariners for two seasons before assuming the head coaching duties for the Bruins in 1991-92. Bowness coached the Bruins to a 36-32-12 record in 1991-92, his best season as a Head Coach. In his only year with Boston, he led the Bruins to the Prince of Wales (Eastern Conference) Finals, losing 4-0 to the eventual Stanley Cup Champion Pittsburgh Penguins.

Bowness was then named the first Head Coach of the Ottawa Senators on June 15, 1992. In three and a half seasons (1992-93 to 1995-96) with the expansion franchise, Bowness finished with a record of 39-178-18. Despite the tough times, Bowness was highly regarded for his positive style and was credited for the development of many of the Senators' young stars. Bowness remained behind the Senators' bench until November 20, 1995, becoming only the second coach in NHL history to head an expansion team through its first three seasons.

He was then hired by the Islanders on December 30, 1995 and worked two seasons as an Associate Coach. Bowness took over the head coaching duties of the Islanders on January 23, 1997 and led the club to a 16-18-3 record. The following year, in his first full season as the Islanders' Head Coach, he guided the team to a 22-32-9 record in 63 games before being replaced on March 11, 1998. Bowness was instrumental in the development of many of the Islanders young players.

Rick and his wife Judy have three children: Ricky, Ryan and Kristen. Rick's son Ryan was drafted by the Columbus Blue Jackets in the 8th round (236th overall) of the 2001 Entry Draft.



**BARRY SMITH**

## BARRY SMITH ASSISTANT COACH

**Born:** April 20, 1961

**Birthplace:** Stambaugh, Michigan

**Residence:** Whitefish, MT

**Family:** Wife, Carolyn; Sons, Maxt, Gage, Hutton

Barry Smith, 46, enters his fifth season as Assistant Coach and eighth season with the Canucks organization. Prior to entering his current role, Smith spent three seasons as an Assistant Coach with Vancouver's top minor league affiliates. Smith has coached Vancouver Canucks prospects in Syracuse, Kansas City and most recently with the Manitoba Moose. In 2005, the Moose finished second in the North Division and went to the AHL Conference finals.

Smith joined the Canucks organization on August 23, 1999 from the Baton Rouge Kingfish of the ECHL, where he worked for two years as the team's Assistant Coach. Smith spent the 1996-97 season as Head Coach and General Manager of the Waterloo (Iowa) Blackhawks of the United States Junior Hockey League. Prior to joining Waterloo, Smith spent four seasons with the Erie Panthers (ECHL) as both an Assistant Coach (1992-95) and Head Coach (1995-96).

Smith played professional hockey for ten seasons. During that span he spent six seasons as a player/coach in Europe.



**MIKE KELLY**

## MIKE KELLY ASSISTANT COACH

**Born:** January 17, 1960

**Birthplace:** Oakville, ON

**Residence:** Vancouver, BC

**Family:** Wife, Mary Ellen; Sons, Jared, Ryan & Connor

Mike Kelly, 47, enters his second NHL season as Vancouver Canucks Assistant Coach. Kelly was named a member of the Canucks coaching staff on July 18, 2006 after working alongside Alain Vigneault as Assistant Coach of the Manitoba Moose during the 2005-06 AHL season. Kelly brings 18 years of coaching experience to the position. Prior to his role with Manitoba last season, Kelly was Head Coach at the University of Prince Edward Island, where in one season with the team, he led the Panthers to an 11-11-6 record in 28 games and a playoff berth in the Atlantic Conference of CIS Hockey. Kelly held posts as Head Coach of the Brandon Wheat Kings in 2003-04, General Manager and Head Coach of the North Bay Centennials and Head Coach of the University of New Brunswick's 1998 CIS National Men's Hockey team.

Since 2001, Kelly has been responsible for an impressive list of Hockey Canada coaching assignments, including Head Coach of the gold medal-winning under-18 Canadian team at the World Championships in 2003, and Assistant Coach of the Canadian senior men's team at the Swedish Games the same year. He was also selected to assist in the development of a curriculum for Hockey Canada's Under-17 Program of Excellence.



### STAN SMYL

#### DIRECTOR, PLAYER DEVELOPMENT

**Born:** January 28, 1958

**Birthplace:** Glendon, AB

**Residence:** West Vancouver, B.C.


**Family:** Wife, Jennifer; Son, Spencer; Daughters, Jilian and Natalie

Stan Smyl, 49, has spent his entire professional hockey career with the Canucks organization, first as a player for 13 years, then as a coach for 13 years and now in his current role as Director, Player Development. Smyl has shown a great ability over the years to develop young Canucks prospects into proven NHL players. Current Canuck Matt Cooke, along with NHL veterans Bryan Allen, Jarkko Ruutu and Brent Sopel all played for minor league teams coached by Smyl. Smyl is responsible for working with drafted and entry-level players as well as pro scouting assignments.

Smyl retired as a player on July 3, 1991 and was hired as a Canucks Assistant Coach on the same day. He served in the assistant capacity until June 18, 1999, when he was named Head Coach of Vancouver's top affiliate, the Syracuse Crunch (AHL). The 2000-01 season saw Smyl and the Canucks minor league team move to Kansas City (IHL), then to Manitoba (AHL) where Smyl was Head Coach for four seasons.

Often described as the "heart and soul" of the Canucks during his playing career, Smyl made his skeptics eat their words by establishing team records for games played (896), goals (262), assists (411) and points (673). This combined with a feisty, hard-nosed style of play saw him lead Vancouver in goals (31), assists (47), points (78) and penalty minutes (204) in the 1979-80 season.

Three times named Canucks MVP, Smyl served the longest term as team captain (1982-90). He received a most prestigious honour on Nov. 3, 1991 when the Canucks retired his jersey No. 12, raising it to the rafters in the old Pacific Coliseum.



STAN SMYL

### LORNE HENNING

#### DIRECTOR, PLAYER PERSONNEL

**Born:** February 23, 1952

**Birthplace:** Melfort, SK

**Residence:** Irvine, CA

**Family:** Wife, Cathy; Sons, Brett & Garrett; Daughter, Marissa

Lorne Henning, 55, enters his second season as the Canucks Director of Player Personnel after serving as a Pro Scout for Vancouver during the 2005-06 season. Henning joined the Canucks in September 2005 after having worked as an Assistant Coach with the Mighty Ducks of Anaheim from 2002 to 2004. Henning's extensive NHL career both as a player and Coach saw him play for nine years with the New York Islanders (1972-81) and work as an Assistant Coach and Head Coach for 19 seasons.

Henning was a member of the New York Islanders Stanley Cup Championship teams as a player in the 1979-80 and 1980-81 seasons and then as an Assistant Coach in 1981-82 and 1982-83. The four-time Stanley Cup winner served as an Assistant Coach alongside former Islanders Head Coach and Hockey Hall of Famer Al Arbour.

After being drafted 17th overall in the 1972 NHL Amateur Draft, Henning spent his entire professional hockey career with the NY Islanders. The Saskatchewan native played in 543 career games with the Islanders before retiring as a two-time Stanley Cup Champion at the close of the 1980-81 season. He joined the coaching fraternity the following year as Islanders Assistant Coach and achieved similar success helping lead the club to another two Stanley Cup Championships. Henning continued on to an 18-year NHL career behind the bench, including coaching assignments with the North Stars, Blackhawks and Mighty Ducks. During the 1985-86 and 1986-87 seasons Henning served as the Head Coach for the Minnesota North Stars and was Head Coach of the NY Islanders in the 1994-95 season.



LORNE HENNING



**RON DELORME**

## RON DELORME CHIEF AMATEUR SCOUT

**Born:** September 3, 1955  
**Birthplace:** North Battleford, SK  
**Residence:** Vancouver, BC  
**Family:** Wife, Joan; Son, Blair; Daughter, Leah

Ron Delorme, 52, is one of the longest-serving members of the Vancouver Canucks. With over 20 years scouting experience and 210 games played at right wing, Delorme has been a member of the Canucks in some capacity since 1981. Delorme coordinates Vancouver's amateur scouting staff and assembles the Canucks draft selection list. He was named Chief Amateur Scout in August 2000.

Delorme was originally drafted by Denver in the 1975 WHA Entry Draft. His rights were then transferred to the Colorado Rockies in July 1976, after the franchise relocated to the NHL. He played in 314 games for the Rockies from 1976-77 to 1980-81 before he was claimed by Vancouver in the NHL waiver draft in October 1981. Delorme played a large role in the Canucks run to the Stanley Cup Finals in 1982 and is probably best remembered by Vancouver fans for his inspirational fight versus Chicago's Grant Mulvey in the Campbell Conference Final.

Delorme played four seasons for the Canucks from 1981-82 to 1984-85, recording 17 goals, 20 assists (37 points) and 383 penalty minutes in 210 games before a knee injury forced his retirement in 1985. In 524 career NHL games, Delorme recorded 83 goals, 83 assists (166 points) and 667 penalty minutes.

## PHOTOS NOT AVAILABLE

**BRIAN CHAPMAN** Amateur Scout  
**JIM EAGLE** Amateur Scout  
**FRANK KOLLAR** Amateur Scout  
**TIM LENARDON** Amateur Scout  
**BRANISLAV PULIS** Amateur Scout



**SERGEI CHIBISOV**  
Amateur Scout



**BARRY DEAN**  
Amateur Scout



**THOMAS GRADIN**  
Amateur Scout



**MARIO MAROIS**  
Amateur Scout




**HAROLD SNEPSTS**  
Amateur Scout



**RAY PAYNE**  
Amateur Scout



**LUCIEN DEBLOIS**  
Professional Scout



**ERIC CRAWFORD**  
Professional Scout



**LARS LINDGREN**  
Professional Scout



**JONATHAN WALL**  
Manager, Scouting & Player Information

## ROGER TAKAHASHI

### STRENGTH & CONDITIONING COACH

**Born:** September 14, 1967

**Birthplace:** Kamloops, B.C.

**Residence:** Surrey, BC

**Family:** Wife, Cara; Sons, Sami & Max

Roger Takahashi, 40, enters his fifth season as the Canucks Strength and Conditioning Coach after joining the team in June 2003. His responsibilities include specialized hockey conditioning and nutrition programs for both in-season and off-season, as well as recovery programs for injured players to ensure they return to the Canucks lineup in top physical condition. In addition to training Canucks players, Takahashi is also responsible for training players with the Canucks top minor league affiliates, the Manitoba Moose of the American Hockey League and players of the Victoria Salmon Kings of the East Coast Hockey League. Takahashi works closely with Vancouver's young prospects to educate them on nutrition and the training commitment required at the elite NHL level.

Takahashi graduated from the University of Waterloo with a Bachelor of Science in Science and a Bachelor of Science in Honours Kinesiology in 1991. He has written articles and given talks regarding injury prevention as well as sports training and has lectured at the university level at both Simon Fraser University and the University of British Columbia. He is actively involved in the Canucks Centre for BC Hockey programs as well as with the Strength and Conditioning Coaches of the NHL.

Takahashi was born and raised in Kamloops and now resides in Surrey with his wife, two sons and their nine dogs. He is a member of the British Columbia Association of Kinesiologists, the Sports Medicine Council of British Columbia, and the National Strength and Conditioning Association as a Certified Strength and Conditioning Specialist.



ROGER TAKAHASHI

## IAN CLARK

### GOALTENDING CONSULTANT

**Born:** May 12, 1966

**Birthplace:** Vancouver, B.C.

**Residence:** Dallas, TX

**Family:** Wife Debora; Sons, Morgan, Christopher and Samuel

Ian Clark, 41, enters his fifth season with the Vancouver Canucks as Goaltending Consultant. Clark joined the Canucks on July 31, 2002. A former resident of the Lower Mainland, Clark currently resides in Dallas, Texas and is the founder and President of the Goaltender Development Institute. He is also the Editor-in-Chief of *From the Crease* and *The Goalie News*, leading development publications for goaltenders of all ages and skill levels.

Clark has been a member of Team Canada's World Junior Championship coaching staff for three years and helped lead the team to three consecutive gold medals in 2005, 2006 and 2007. Recognized as one of the leading educators of the goaltending position, Clark's knowledge and innovative training has attracted high-performance goaltenders at the NHL, minor pro, major junior and NCAA levels.

In 2001-02, Clark worked as the Florida Panthers goaltending consultant. In addition to working with Roberto Luongo, Trevor Kidd and Wade Flaherty, Clark has previously consulted privately with several NHL goaltenders.



IAN CLARK





PAT O'NEILL

### PAT O'NEILL

#### EQUIPMENT MANAGER

Pat O'Neill enters his 20th year with the Vancouver Canucks and will reach the 2,000th game of his NHL career before the close of the 2007-08 season. Before joining the Canucks in 1988, O'Neill spent eight seasons with the Winnipeg Jets as an Assistant Equipment Manager. On the international stage O'Neill has worked for Team Canada at the 2004 and 1990 World Championships in addition to the 1996 World Cup. He has also worked as Equipment Manager at the 1992 and 1988 NHL All-Star Games. On July 4, 1996, O'Neill became the first recipient of the Larry Ashley Award presented to the trainer or equipment manager that best exemplifies the character and commitment to excellence displayed by Ashley throughout his career. O'Neill is an Executive Board Member of the Society of Professional Hockey Equipment Managers (SPHEM). He has two daughters; Brooklyn (10) and Faith (8).




JAMIE HENDRICKS

### JAMIE HENDRICKS

#### ASSISTANT EQUIPMENT MANAGER

Jamie Hendricks enters his ninth season with the Vancouver Canucks. Initially working as a Dressing Room Attendant, Hendricks was promoted to Equipment Assistant in 2001 and in 2005 moved to his current role as Assistant Equipment Manager. Hendricks experienced the game from the unique perspective of a player when at a Canucks Superskills competition, held before a sold out crowd at General Motors Place, he played in goal opposite Alex Auld. A member of SPHEM, Jamie lives in Maple Ridge, B.C. with his wife Lynse and daughters; Sydney and Kylie.



BRIAN HAMILTON

### BRIAN HAMILTON

#### EQUIPMENT ASSISTANT

Brian "Red" Hamilton has been a member of the Vancouver Canucks training staff for five years and enters his third season in his current role as Equipment Assistant. Prior to joining the Canucks, Red worked 13 seasons with the B.C. Lions of the Canadian Football League from 1989 to 2001. His tenure with the Lions included two Grey Cup Championships in 1994 and 2000. A member of SPHEM, Red and his fiancé Corine, live in Cloverdale, B.C.

## MIKE BURNSTEIN

### MEDICAL TRAINER

Mike Burnstein enters his 13th year as Head Athletic Trainer with the Vancouver Canucks. Prior to joining the Canucks, Burnstein was Head Athletic Trainer for two seasons with Vancouver's AHL Affiliates (Hamilton Canucks & Syracuse Crunch). Burnstein's international experience includes serving as an Athletic Trainer for Team Canada at the 2005, 1999 and 1998 World Hockey Championships. On November 6, 2007 Burnstein reached a significant milestone working his 1,000th professional hockey game. A graduate of Sheridan College, Burnstein is a certified member of the National Athletic Therapist Association and a member of the Canadian Athletic Therapy Association and Professional Hockey Athletic Trainers Society. Mike lives in Whiterock, B.C. with his wife Nicole and children, Abbey and Lukas.



MIKE BURNSTEIN

## JON SANDERSON

### ASSISTANT MEDICAL TRAINER

Jon Sanderson enters his ninth year with the Vancouver Canucks Medical Staff. His previous experience includes working for the B.C. Lions of the Canadian Football League. In 2006, Sanderson was a member of the medical staff for the Men's Olympic Hockey Team in Torino, Italy. Sanderson graduated from Sheridan College in Oakville, Ontario and the West Coast College of Massage Therapy in Vancouver and is a Certified Athletic Therapist and a Registered Massage Therapist. Jon lives in Port Coquitlam, B.C. with his wife Catherine, daughter Kate and dog Jessie.



JON SANDERSON

## MARTY DUDGEON

### ASSISTANT MEDICAL TRAINER

Marty Dudgeon enters his seventh season with the Vancouver Canucks. Dudgeon previously served as Head Therapist for the Toronto Maple Leafs Baseball Club. In 1998, Dudgeon worked with the Toronto Blue Jays Baseball Club. A graduate of Brock University with an Honours Diploma from Sheridan College in Sports Injury Management, Dudgeon is a member of the Canadian Athletic Therapists Association and the Professional Hockey Athletic Trainers Society. Marty and his wife Julie live in Langley, B.C.



MARTY DUDGEON

## MEDICAL STAFF



DR. BILL REGAN  
Team Doctor



DR. MIKE WILKENSON  
Team Doctor



DR. RUI AVELAR  
Team Doctor



DR. JEFFREY NORDEN  
Team Dentist



DR. SID SHEARD  
Team Chiropractor



DR. ALAN R. BOYCO  
Team Optometrist

# HOCKEY OPERATIONS & BROADCAST

## HOCKEY OPERATIONS



**ERIN LEWYK**  
Executive Assistant



**MICHELLE DI TOMASO**  
Executive Assistant



**LORI MEEHAN**  
Executive Assistant



**T.C. CARLING**  
Director, Media Relations



**BEN BROWN**  
Manager, Media Relations



**STEPHANIE MANIAGO**  
Coordinator, Media Relations



**DEBBIE BUTT**  
Director, Community Partnerships



**KAREN CHRISTIANSEN**  
Manager, Community Partnerships & Events



**JESSICA DANYLCHUK**  
Coordinator, Community Partnerships & Education



**TARA CLARKE**  
Coordinator, Community Partnerships

## BROADCAST



**ROD BRATHWAITE**  
Manager, Hockey Development & Alumni



**PAUL BRETTLE**  
Director, Facilities & In-House Productions



**MIKE HALL**  
Director, Production Services



**GREG STORY**  
Senior Broadcast Technician



**JASON STEENSMAN**  
Senior Multimedia Producer

## GAME ENTERTAINMENT & EVENTS



**SHANNON BAKER**  
Broadcast Business Manager



**RORY MCGARRY**  
Production Assistant & Editor



**JAMIE LEVCHUK**  
Manager, Game Entertainment & Events



**CAM GOUDREAU**  
Coordinator, Game Entertainment & Events



**ART GREEN**  
Coordinator, Animation & Display Services



**PAUL BUCKLEY**  
Coordinator, Game Entertainment



**FIN**  
Mascot



## TAKING THE CANUCKS BY STORM: THE LEGACY OF NORM JEWISON

Following the 2006-07 season, the most illustrious Vancouver Canuck in history, Norm Jewison, announced his retirement. Jewison had spent 30 years with the team, assisting in all areas of the business. His impact on the organization has been second to none and legacy with the Canucks will be celebrated for the club's lifetime.

Norm's career began soon after high school. Jewison attended Sir George Williams University and worked part-time at the NHL headquarters. In 1966, with a B.A. in hand, Norm joined the working ranks and began full-time with the NHL during the term of President Clarence Campbell.

Days were full of early starts when he would go to the offices at 2 or 3 am on Sundays to go over the Saturday evening game results. A large ledger with a page for each player was updated by hand, as Norm would go through the telegrams, with each game's stats, that the delivery boy had pushed under the door during the night. At the League he kept track of statistics, wrote press releases and saw the league double in size.

It was 1977 that marked the beginning of an era when Jewison began his career with the Canucks as Director of Media Relations. His first ten years were highlighted by road-trips, listening to Harry Neale's stories and dealing with the Vancouver media.

Norm then relinquished his PR duties and concentrated on the club's publishing projects. He's spent countless hours generating story ideas, overseeing the production of guides and yearbooks and chronicling the history of the Vancouver Canucks, not to mention giving endless "rookies" the opportunity to have their first article published for the adoring fans to read.

In 1995, with the origin of Orca Bay Sports & Entertainment, Norm added two magazines to his repertoire and quickly became basketball savvy.

Norm's final role saw him as the Canucks liaison to the alumni and senior editor of the Canucks game day magazine; both the alumni and magazine are seen as a model to the rest of the league. He sat on the board of the Canucks for Kids Fund and was the co-chair of the Jake Milford/Canucks Invitational Golf Tournament, an event which has raised nearly half a million dollars for charity since 1984.

In 2003, he won the "7th Man Award," presented by the NHL Alumni Association in recognition of exemplary work behind the scenes for the Canucks Alumni. Since 1997, he has coached and managed the alumni hockey team.

His years spent with the team have allowed Norm to develop into a living archive. He's the go-to guy for any statistical or historical question and never disappoints with his stories.

He is one of a kind and will be truly missed.



## CANUCKS FOR KIDS FUND

The Vancouver Canucks' charitable arm is the Canucks for Kids Fund which dedicates its resources to assist charities who support children's health and wellness, foster the development of grassroots hockey, and facilitate and encourage education in British Columbia. Over the past 21 years, with the support of Canucks fans, the Canucks for Kids Fund has contributed nearly \$23 million to charities in B.C.

**Board of Directors:** Paolo Aquilini, President; Chris Zimmerman, Vice President; Jamie Pitblado, Treasurer; Pamela Keith; Lotta Naslund; Senator Larry Campbell; Dr. Paula Gordon.



## CANUCK PLACE CHILDREN'S HOSPICE

The Canucks for Kids Fund supported Canuck Place with over \$2 million in the 2006-2007 season. Canuck Place Children's Hospice offers specialized care for B.C. children living with life-threatening conditions. The program is unique in that it offers world-class health care within a home-like environment. Services include 24-hour/seven days-a-week nursing and physician support, respite care, end-of-life care, pain and symptom management, school, music and play therapy, recreation opportunities, and counseling services. Since 1995, the Canucks, with the support of the fans, have donated over \$18 million to this wonderful home away from home.



## BC CHILDREN'S HOSPITAL

BC Children's Hospital and the Vancouver Canucks share a strong relationship. Recently, the Canucks for Kids Fund dedicated \$250,000 towards the Child and Adolescent Mental Health Building which was completed in 2006. One of the goals of the Canucks, in partnership with Children's Hospital, is to remove the stigma of mental illness and to have brain disorders regarded in the same way as other medical conditions. The Canucks for Kids Fund also recently donated \$50,000 to the BC Children's Hospital Diabetes Fellowship.

## 2007 GRANT RECIPIENTS

The Canucks for Kids Fund proudly supplied grants to the following recipients in the areas of health and wellness, grassroots hockey, and education: C.H.I.L.D. Foundation for an Endoscopy suite at BC Children's Hospital, \$250,000; Phoenix Academy of Learning Society in support of children with Autism, \$175,000; Hockey Canada for minor hockey skills development in BC, \$75,000; BC Lions Easter Seals Camps, \$71,470; Arts Umbrella for the Sarah McLachlan Summer Music Outreach Program, \$60,000; Ronald McDonald House of BC, \$54,000; NHLPA Goals & Dreams for KidSport BC, \$54,000; YWCA Teen Mother's Parenting Program, \$30,000; Dream Big Productions at Templeton Secondary School, \$30,000; Canadian Cancer Society's Camp Goodtimes, \$15,000; BC Epilepsy Society, \$10,000; Juvenile Diabetes Research Foundation, \$10,000; Zajac Foundation, \$10,000.

## CANUCKS FOR KIDS FUND SIGNATURE PROGRAMS



## FIN'S FRIENDS

Supported by the Canucks for Kids Fund, the Vancouver Canucks' education initiative, Fin's Friends, currently reaches over 800 classrooms in over 50 school districts around the province. It is a program specifically for kindergarten, grade one and grade two students designed to teach the basic elements of character education and social responsibility. The program has recently experienced some exciting developments including the expansion of the kindergarten and grade one programs, which are now available in French.



## CANUCKS FAMILY EDUCATION CENTRE

The Vancouver Canucks and the Canucks for Kids Fund have committed over \$300,000 to family literacy in B.C., forming an alliance with Britannia Community Centre and the Vancouver Sun Raise-a-Reader program. The Canucks Family Education Centre's (CFEC) mandate is to positively impact low literacy levels on Vancouver's east side by providing a coordinated, comprehensive, integrated services approach to family literacy and lifelong learning. The Centre delivers four targeted programs to seven elementary school literacy centres serving over 500 children and families with 12 staff and over 20 volunteers. In May 2007, CFEC expanded its Youth in Transition program to Byrne Creek Secondary School in Burnaby. Located in an area with a high population of refugee families, the Byrne Creek Youth in Transition program reached 70 students and their families in its first year.



## CANUCKS CENTRE FOR BC HOCKEY

Supported by the Canucks for Kids Fund and in partnership with BC Hockey, the Canucks Centre for BC Hockey is a direct link to over 60,000 minor hockey players throughout BC. Over \$100,000 has been committed to create opportunities for grassroots hockey players of all ages, levels and backgrounds by assisting in the development and recognition of female hockey, minor hockey initiation, and the skill improvement of players and coaches. Each year various programs allow minor hockey players, coaches, and parents the opportunity to visit GM Place and benefit from interaction with the Canucks players, coaching staff and administrators.

## CHEVY MINI-MINOR PROGRAM

Proudly sponsored by Chevrolet, the Mini-Minor Hockey program is an opportunity for 40 different novice-aged hockey teams to play in front of the crowd at General Motors Place during the first intermission of 20 selected home games. Last season over 550 minor hockey players along with their coaches and parents enjoyed the opportunity to shine on the ice.

## CANUCKS FEMALE JAMBOREE

In a celebration of the growth of female hockey, the Canucks host a weekend tournament that provides an opportunity for over 200 female minor hockey players, aged 7-13 of any skill level, to play with their peers from around the province in a fun, fair, and non-competitive environment.

## COACHING DAY IN B.C.

This free, one-day coaching workshop is attended by over 200 coaches from across the province looking to improve their skills as coaches. The workshop gives minor hockey coaches the opportunity to experience a Canucks game-day practice and hear inspiring words from Canucks head coach, Alain Vigneault, Canucks coaching staff, and representatives from BC Hockey and Hockey Canada.




## BC HOCKEY TEAM FIRST & PENALTY-FREE CHALLENGE

The Team First initiative is a BC Hockey program that promotes fair play, respect, and teamwork. Hundreds of minor hockey teams submit hand written entries explaining how their minor hockey team will accomplish one of these initiatives throughout the hockey season. The Penalty-Free Challenge is awarded to two teams that successfully play a penalty-free game. The winning teams receive an on-ice experience at General Motors Place with an exclusive tour of the arena. For more information on these exciting opportunities, contact BC Hockey.



## HOCKEY DAY IN CANADA

This poster contest provides a once in a lifetime opportunity for Pee-Wee aged minor hockey teams. Winners take in a home game and meet the Vancouver Canucks afterwards.



## MCDONALD'S IN THE LINEUP

At every Canucks home game, one lucky minor hockey player is given the opportunity of a lifetime as they are featured in the Canucks' starting line-up. The chosen boy or girl skates on to the ice and stands with their Vancouver Canucks hockey heroes during the singing of the national anthem at General Motors Place. After the on-ice experience, the honorary Canuck and his or her parent enjoy the rest of the game in their VIP seats. Over 42 minor hockey players from across the province enjoyed the McDonald's in the Lineup experience last season.



## BEHIND THE BENCH COACHES EXPERIENCE

Over 100 Minor hockey coaches from across the province have the opportunity to attend both the Canucks and their upcoming opponent's morning practices. Seminars from leaders within the hockey community are also included. The seminar is topped off with a ticket to the game that night.

## MINOR HOCKEY WEEK

In Celebration of Minor Hockey week in BC, ten lucky minor hockey boys and girls are selected by the Canucks Centre for BC Hockey and BC Hockey to accompany the Vancouver Canucks starting line-up for the opening warm-up skate and anthem.

## FIRST STRIDES INITIATION PROGRAM

This is a great opportunity for minor hockey Initiation players and coaches to visit General Motors Place. The emphasis on this one day event is skill development, having fun, and for young players to learn the "first strides" in becoming a good person as well as an accomplished athlete. Nearly 150 children under the age of eight attended the most recent First Strides program.

## DICE & ICE

### PRESENTED BY HSBC

Dice & Ice, presented by HSBC, is the team's signature charitable event in support of the Canucks for Kids Fund. Dice & Ice features a funny money casino, silent and live auctions, and a gourmet three-course meal. In 2007, the event raised almost \$200,000 for the Canucks for Kids Fund in support of BC Children's Hospital and Canuck Place Children's Hospice. The 2007 theme was a jazzy "Red Hot & Blue".

## CANUCKS FOR KIDS FUND TELETHON,

### PRESENTED BY CHEVROLET

The Canucks for Kids Fund Telethon, presented by Chevrolet, is a radio and television telethon with all proceeds going to Canuck Place Children's Hospice. During the 2006-07 NHL season, the CFKF Telethon raised more than \$985,000. Wives and significant others of the players play a key role by answering phones on the celebrity panel located on the concourse of General Motors Place during the game.

## CANUCKS FOR KIDS FUND 50/50

The Canucks for Kids Fund leads the NHL in charity dollars raised through this program having generated over \$2.7 million in the 2006-07 season. Half of the funds were donated to Canuck Place Children's Hospice with the remainder going to the winner of each game's 50/50 draw. This program is also partnered with UBC Athletics. Varsity athletes volunteer to sell tickets and in return also have an opportunity to raise funds for their athletic programs.

## CANUCKS SUPERSKILLS

### PRESENTED BY MCDONALD'S

SuperSkills, presented by McDonald's, is hosted each year at General Motors Place. The competition reveals the winners of the Hardest Shot, Fastest Skater, Pass & Score, Shooting Accuracy, Puck Control Relay, and Breakaway Relay. Canuck players are joined on-ice by local PeeWee aged players who compete alongside the pros in the same skill categories. Last season, with the support of Canucks fans, SuperSkills raised in excess of \$100,000 for several charities.



## JAKE MILFORD CANUCKS CHARITY INVITATIONAL

The entire Canucks roster and over 25 members of the Canucks Alumni play in this charity golf tournament now benefiting both the BC Hockey Benevolent Association (BCHBA) and the Canucks for Kids Fund. For over two decades, the "Jake" has been proudly presented in Jake Milford's memory and in support of the BCHBA. This year the Vancouver Canucks will continue the tradition of excellence and partner to support BC children.



## CANUCKS FOR KIDS FUND SIGNATURE CHARITY PARTNER EVENTS




### YVR GOLF FOR KIDS

The YVR Golf for Kids event has been supporting Lower Mainland children's charities since 1991 and the Canucks for Kids Fund is honoured to be one of its primary beneficiaries. In 2006, YVR Golf for Kids raised \$300,000 in net proceeds for donation to children's charities. Of that, \$250,000 was donated to the Canucks for Kids Fund in support of Canuck Place Children's Hospice and other Canucks for Kids Fund children's programs. No longer just a golf tournament, this event has quickly become one of B.C.'s most popular and successful gala fundraisers, donating over \$1.65 million to Canuck Place and other children's charities since its inception.



### THE SPORTS CELEBRITIES FESTIVAL

The Sports Celebrities Festival is a magical evening saluting the power of the human spirit. It is about young people gaining confidence, acceptance and recognition. Players, alumni and management from the Vancouver Canucks share an evening with Vancouver's business elite and each table's guest of honour is a BC Special Olympics athlete.



### RAISE-A-READER

On Raise-a-Reader Day, high profile members of the community including Vancouver Canuck players, coaches, management, and alumni gather on downtown streets to sell copies of a special edition of the Vancouver Sun newspaper. The purpose of Raise-a-Reader Day is to raise money and awareness for early childhood literacy, literacy support materials and programs throughout the province, including the Canucks Family Education Centre. The Vancouver Canucks and the Canucks for Kids Fund have committed over \$300,000 to CFEC to positively impact low literacy levels on Vancouver's east side. Since 2001, the Vancouver Raise-a-Reader campaign has raised more than \$1.6 million.

## OTHER CANUCKS COMMUNITY PROGRAMS

### DONATIONS IN KIND

The Vancouver Canucks strive to support fundraising events throughout British Columbia by donating team merchandise and memorabilia. The program donates to over 400 fundraising events each season in support children's health and wellness, education, and grassroots hockey.



### NAZZY'S SUITE 19

### NAZZY'S SUITE 19

Each season, Canucks Captain Markus Naslund purchases an executive suite and donates the tickets to local children's charities for children who would not otherwise have the opportunity to attend a hockey game. Each child is provided with a Naslund T-shirt, food and beverage, and if commitments allow, a post-game visit from Markus.

### CANUCKS TICKETS FOR KIDS

With the support and generosity of Canucks Season Ticket Holders and sponsor partners, this program provides complimentary tickets to select children's charities.

### SEVENTH GENERATION CLUB

Created to empower British Columbia's First Nations students to strive for excellence by encouraging students to celebrate their native culture, stay in school, make healthy lifestyle choices, and participate in the community. The Canucks have provided over \$20,000 worth of merchandise to aid in the Club's fundraising efforts and student incentives. In addition, the Canucks also provide content for a Club daytimer and a bi-monthly newsletter. The program has successfully reached over 7500 First Nations students annually for nearly 10 years.

### PROVINCE EMPTY STOCKING FUND

The Vancouver Canucks wives and girlfriends partner with the Province Empty Stocking Fund during the holiday season and host a balloon raffle on the concourse at General Motors Place during two home games in the month of December. Through the sales of these prize balloons, the wives and girlfriends raised nearly \$11,000 last season for the Lower Mainland Christmas Bureau in support of needy families during the holiday season.

### SCHOLARSHIPS

Through the Canucks for Kids Fund, the Vancouver Canucks Alumni offer a number of scholarships each season to deserving students and minor hockey players in recognition of academic achievement and commitment to school and community service. Canucks scholarships include: Arthur Griffiths Scholarship - \$3000, Vancouver Canucks Scholarships - \$750 (three each) and the Vancouver Canucks Community Service Bursary - \$500. The Canucks alumni provide the Larry Ashley Scholarship which is valued at \$2,500 per annum for students in the fields of sports medicine or athletic training.





## ABOUT THE VANCOUVER CANUCKS ALUMNI

Despite the fact that the Vancouver Canucks didn't enter the NHL until 1970, the Alumni group was conceived in 1952 by the Canucks of the Western Hockey League. The alumni began with Hall of Famers Babe Pratt and Cyclone Taylor, who organized a benefit game for a local amateur player whose wife had become seriously ill. This eventually grew into the BC Hockey Benevolent Association (BCHBA) – a registered non-profit society – designed to assist former players and their families who had fallen on hard times. Since that time, the scope of the BCHBA has broadened and over the next four decades, the group expanded and raised nearly \$2 million for charity.

### THE ALUMNI AND THE COMMUNITY

#### Canucks Alumni BCHL Scholarships

For nearly a decade, Orland Kurtenbach, the Canucks original captain, headed up an Alumni committee which provides scholarship opportunities (four per year at \$3,000) for hockey playing youngsters from the BC Junior League to attend the University of British Columbia. Kurtenbach was a natural to spearhead this initiative, having coached several years in the BCHL with Richmond and Chilliwack. Recently, Kurtenbach handed over the reins to fellow ex-Canuck Gerry O'Flaherty, while taking on the task of BCHL marketing director. He works alongside another Canuck alumnus, John Grisdale, who is the League Commissioner. Over the years, more than 20 youngsters have graduated from the BCHL to pursue scholarships to UBC.

#### Larry Ashley Scholarship

The Canucks Alumni initiated the Larry Ashley Scholarship over ten years ago. Ashley was a longtime athletic trainer of the NHL Canucks and passed away from cancer in 1995. Widely recognized as a leader in his field, Ashley's name now lives on via the Larry Ashley Scholarship Program. It provides scholarship funds of \$2,500 per year to academically qualified BC students pursuing post-secondary studies in the fields of sports medicine and/or athletic training. A major contributor of funds to sustain this program is the annual Larry Ashley/Allan McGavin Golf Classic, a tournament which features the presence of a variety of ex-Canucks and members of the sports medicine fraternity.

#### PCHA Scholarships

The Vancouver Canucks Alumni offer a number of scholarships each season to deserving students and minor hockey players in recognition of academic achievement and commitment to school and community service. Canucks scholarships include: Arthur Griffiths Scholarship, Vancouver Canucks Scholarships, and the Vancouver Canucks Community Service Bursary.

## PLAYING AGAINST VANCOUVER CANUCKS ALUMNI HEROES

Each year the Canucks Alumni team travels throughout British Columbia to participate in charity games with fans from all over the province. Through a partnership with Boston Pizza the Alumni have travelled to a number of BC cities, including Kitimat, Smithers, Port Hardy, Rossland, Williams Lake, Comox, Victoria and Merritt, to name a few. Slapshots and hitting are no-no's but pretty well everything else goes. Pies-in-the-face, buckets of water thrown on the opposition bench, bribing the officials, a Superman sighting...all are part of the Alumni's road games.

In return for their performances, the BC Hockey Benevolent Society receives expense money for travel or accommodation (if applicable) plus a modest stipend which goes directly into the scholarship maintenance program. Any funds over and above are left in the community in which the game is played and go to minor hockey or other local causes. For more information on bringing the Alumni to your town click or call the Canucks Centre for BC Hockey at 604.899.7770.

### What is the Canucks Alumni today?

The Canucks Alumni are a group of over 100 hockey people living mostly in the Lower Mainland. Membership is also extended to alumni living out of the area and

the province. The group is unique in that former pros are welcome, not just ex-Canucks. Canucks Alumni have Bill Ranford, Mark Lofthouse and Gary Nylund as card-carrying members, even though they did not play for Vancouver. The bottom line is that the Canuck Alumni has the luxury of being able to ice not just one, but two teams at any given time. This, in part, is a tribute to the city of Vancouver being such a desirable Canadian retirement destination.

### ALUMNI PRESIDENT

Gerry "Driller" Sillers was born and raised in Saskatoon where he played junior for the Blades with his longtime buddy Bobby Schmautz. He moved west to attend Simon Fraser University and turned pro with the Western League Canucks in 1968-69. He played four seasons with their NHL affiliate, the Rochester Americans of the AHL, a team for which the flamboyant Don Cherry both played and coached. He also played briefly with Portland of the WHL. Following his playing career, he became an enthusiastic member of the Canucks alumni organization and in 1989, became its president, a post he still holds.

### Canucks Alumni Board:

Norm Jewison, Bob Murray, Orland Kurtenbach, Gerry Sillers, Mickey McDowell, Bill Ranford, Kirk McLean, Ernie Dougherty, Bob McCusker, Chris Oddleifson.





## THE PRIDE OF POWELL RIVER – GARY LUPUL

The Vancouver Canucks hockey club lost a cherished member of its scouting staff and alumni with the passing of Gary Lupul in July of 2007.

Affectionately called “The Pride of Powell River,” Gary began his professional hockey career with the Canucks in 1979, playing for the club over a span of seven seasons before finishing his career in Europe. Gary got his start with the Canucks by way of an invite to training camp, which was being held in his hometown that summer. The 107 points scored in 71 games with the Victoria Cougars of the WHL and a roster spot on the Canadian National Junior team in the previous year helped attract the attention of Gary’s soon-to-be NHL club.

A member of the Vancouver Canucks during their 1982 Stanley Cup run, Gary played in 10 games and recorded five points (2-3-5) before the club was dispatched by the New York Islanders in four games of the Stanley Cup Final. Over his seven-year NHL career, the diminutive forward with a reputation as a hardworking underdog played 293 games scoring 70 goals, 75 assists (70-75-145) and 243 penalty minutes. In 25 Playoff games, Gary recorded 11 points (4-7-11).

Gary’s success on the NHL stage, despite his small stature and a humble hometown beginning, provided inspiration to fans and future players alike. Popular Canuck alumni Cliff Ronning, admired Lupul’s character and success while he was growing up and insisted that he wear the No. 7 on his jersey, upon being traded to the Canucks, in praise of his boyhood idol Gary Lupul.

In October of 2002, Gary returned to the Canucks organization as an amateur scout. Working alongside the scouting staff and team management for five seasons, Gary monitored amateur players in Eastern Canada based in Kitchener, Ontario throughout the hockey season.

Gary’s impact on the hockey community is a lasting legacy for all players who rely on sheer determination and will to earn a spot on the roster, especially those players small in size but big in heart.

## THE PLAYERS





# #3 KEVIN BIEKSA



SEASON	CLUB	LEA	REGULAR SEASON					PLAYOFFS				
			GP	G	A	PTS	PIM	GP	G	A	PTS	PIM
2000-01	Bowling Green	NCAA	35	4	9	13	90	-	-	-	-	-
2001-02	Bowling Green	NCAA	40	5	10	15	68	-	-	-	-	-
2002-03	Bowling Green	NCAA	34	8	17	25	92	-	-	-	-	-
2003-04	Bowling Green	NCAA	38	7	15	22	66	-	-	-	-	-
	Manitoba	AHL	4	0	2	2	2	-	-	-	-	-
2004-05	Manitoba	AHL	80	12	27	39	192	14	1	1	2	52
<b>2005-06</b>	<b>Vancouver</b>	<b>NHL</b>	<b>39</b>	<b>0</b>	<b>6</b>	<b>6</b>	<b>77</b>	-	-	-	-	-
<b>2006-07</b>	Manitoba	AHL	23	3	17	20	71	13	0	10	10	38
	<b>Vancouver</b>	<b>NHL</b>	<b>81</b>	<b>12</b>	<b>30</b>	<b>42</b>	<b>134</b>	<b>9</b>	<b>0</b>	<b>0</b>	<b>0</b>	<b>20</b>
<b>VANCOUVER/NHL TOTALS</b>			<b>120</b>	<b>12</b>	<b>36</b>	<b>48</b>	<b>211</b>	<b>9</b>	<b>0</b>	<b>0</b>	<b>0</b>	<b>20</b>

## CAREER

<b>Most Goals in a Game</b>	1	Several Times latest Apr. 7. 07 at SJ
<b>Most Assists in a Game</b>	2	Several Times latest Jan. 16. 07 at MTL
<b>Most Points in a Game</b>	3	Oct. 13. 06 vs SJ
<b>Career Hat Tricks</b>	0	

## NHL FIRSTS

<b>First Game</b>	Dec. 19. 05 vs LA
<b>First Goal</b>	Oct. 13. 06 vs SJ
<b>First Assist</b>	Jan. 5. 06 vs CHI

## ACQUIRED

Vancouver's 5th choice, 151st overall, in 2001 NHL Entry Draft.

## PERSONAL


Married to Katie...Steve Yzerman and Cam Neely were his hockey idols...Hobbies include golf, poker and watersports...The Tragically Hip is his favourite band...Vince Vaughn is one of his favourite actors...Enjoys watching Grey's Anatomy and Prison Break...Named to CCHA All-Academic Honorable Mention with a 3.42 GPA in finance...Most memorable hockey moment was starting his first game for the Canucks...Ocean's Eleven and Old School are his favourite movies and watermelon is his favourite food.

## 2006-07 SEASON

Finished the year with 42 points (12-30-42) in 81 games, playing an average of 24:16 TOI/G...Led Canucks defencemen in points (42) and assists (30) and was second amongst Canucks skaters in average ice time per game (24:16)...Won the team's Babe Pratt Trophy Award for Most Outstanding Defenceman and the Fred J. Hume Award for Unsung Hero...Set career highs in goals (12), assists (30), points (42), games played (81), most goals in a game (1-several times, most recent Mar. 6 vs TB) and most points in a game (3 - Oct. 13 vs SJ)...Finished tied for 24th in scoring among all NHL defencemen with 42 points...Had one assist, Mar. 31 vs CGY...Assisted on the OT game-winner, Mar. 9 at SJ...Recorded the game-winning goal and one assist, Mar. 6 vs TB...Notched his 24th assist, Mar. 1 vs PHX...Scored his second goal in as many games, had one assist and was named third star, Feb. 22 at LA...Scored his ninth goal on the power play, Jan. 28 vs SJ...Notched his 20th assist of the season, Jan. 19 at BUF...Named second star after registering two points, Jan. 16 at MTL...Notched his 14th and 15th assists, Jan. 5 vs EDM...Scored his eighth goal of the season on the power play, Dec. 22 at CBJ...Registered a power play goal, Dec. 19 at MIN...Recorded four blocked shots, Dec. 16 vs MIN...Scored his sixth goal and eighth assist of the season, had a game-high seven shots on net and received first star honours, Dec. 12 vs PHX...Scored a PP goal, added an assist and was named second star, Dec. 9 at CGY...Scored a goal on his only shot of the night, Nov. 14 vs DET...Scored his second goal of the season and was named first star, Nov. 6 vs DAL...Recorded his first NHL goal, two assists and named second star, Oct. 13 vs SJ. **2007 STANLEY CUP PLAYOFFS:** Made his NHL Playoff debut, appearing in nine games and registering 20 penalty minutes...logged 54:27 of ice time to lead all Canucks players and finished a plus one, Apr. 11 vs Dallas.

## CAREER

**2005-06:** Tallied eight assists in the North Division Finals...Registered two assists in the North Division Semi Finals against Syracuse...Added two assists in the Moose's final regular season game, Apr. 15 vs Cleveland...Netted his first AHL goal of the season along with one assist, Apr. 9 at Hamilton...Reassigned to Manitoba, Apr. 8...Recorded one assist, Mar. 9 vs NSH...Tallied his first multi-point NHL game with two assists, Feb. 6 vs CBJ...Netted one assist, Jan. 24 at CBJ...Blocked three shots, Jan. 13 at NJ...Tallied three blocked shots, Jan. 7 vs CGY...Registered first NHL point (one assist) and three hits, Jan. 5 against CHI...Logged a career-high 23:27 of ice-time, Jan. 2 at STL...Played in first NHL game, Dec. 19 vs LA...Recalled from Manitoba, Dec. 19...Recorded one assist in each of the back-to-back games vs Syracuse, Dec. 13 and Dec. 14...Registered one point (0-1-1), Dec. 2 vs Rochester...Tallied six assists (three in each game) vs Hamilton, Nov. 29 and 30...Recorded his first point of the season (0-1-1), Nov. 27 at Cleveland. **2004-05:** Collected an assist Apr. 29 vs St. John's in series-clinching win...Scored a goal in first career pro playoff game, Apr. 20 at St. John's...Played in all 14 Moose playoff games...Scored his 12th goal of the season, Apr. 16 vs Cleveland...Scored an assist to extend points streak to five games, Mar. 26 vs St. John's...Collected an assist to extend points streak to three games, Mar. 11 at Grand Rapids...Scored a pair of goals - his seventh and eighth of the season - for the second time this season, Feb. 5 vs San Antonio...Registered the first two-goal game of his career, Jan. 1 vs Chicago...Scored his second goal of the season (GWG) and added an assist, Nov. 17 vs St. John's...Scored first career professional goal and added an assist, Nov. 11 at Cleveland...Registered his sixth assist of the season (2nd amongst rookies in AHL), Oct. 30 at Binghamton...Collected fifth assist of season to extend points streak to four games and move into a tie for fourth in scoring and second in assists amongst AHL rookies, Oct. 26 at St. John's...Recorded two assists, Oct. 16 at Cleveland. **2003-04:** Played the majority of the season with Bowling Green State University (CCHA) registering 22 points (7-15-22) in 38 games with 68 PIM...Played in four games with Manitoba at the end of the season, registering two assists and two PIM...Collected second assist of season, Apr. 4 vs St. John's...Registered first professional point in first professional game, Apr. 2 vs St. John's...Signed by Manitoba to an amateur tryout contract on Mar. 23...Earned All-CCHA Honorable Mention for the first time in his career...Named CCHA All-Academic Honorable Mention for second consecutive year. **2002-03:** Played in 34 games...Third on the team in scoring (8-17-25)...Tied for 5th in the CCHA and 26th nationally in scoring among defencemen.



## BIEKSA vs NHL

TEAM	GP	G	A	PTS	PIM
Anaheim	5	1	0	1	37
Atlanta	1	0	0	0	0
Boston	1	0	0	0	2
Buffalo	2	0	1	1	4
Calgary	13	1	5	6	18
Carolina	1	0	0	0	0
Chicago	6	0	1	1	30
Colorado	9	1	0	1	9
Columbus	7	1	4	5	10
Dallas	7	1	0	1	10
Detroit	6	1	2	3	6
Edmonton	13	0	5	5	9
Florida	1	0	1	1	0
Los Angeles	6	1	3	4	6
Minnesota	10	1	1	2	14
Montreal	2	0	2	2	0
Nashville	7	0	1	1	18
New Jersey	1	0	0	0	0
NY Islanders	1	0	0	0	9
Ottawa	1	0	0	0	0
Phoenix	4	1	4	5	4
Pittsburgh	1	0	0	0	4
San Jose	4	2	5	7	2
St. Louis	7	0	0	0	10
Tampa Bay	1	1	1	2	0
Toronto	2	0	0	0	2
Washington	1	0	0	0	7
<b>Totals</b>	<b>120</b>	<b>12</b>	<b>36</b>	<b>48</b>	<b>211</b>



# #14 ALEX BURROWS



## REGULAR SEASON

## PLAYOFFS

SEASON	CLUB	LEA	GP	G	A	PTS	PIM	GP	G	A	PTS	PIM
2000-01	Shawinigan	QMJHL	63	16	14	30	105	10	2	1	3	8
2001-02	Shawinigan	QMJHL	64	35	35	70	184	10	9	10	19	20
2002-03	Greenville	ECHL	53	9	17	26	201	-	-	-	-	-
	Baton Rouge	ECHL	13	4	2	6	64	-	-	-	-	-
2003-04	Columbia	ECHL	64	29	44	73	194	4	2	0	2	28
	Manitoba	AHL	2	0	0	0	0	-	-	-	-	-
2004-05	Columbia	ECHL	4	5	1	6	4	-	0	-	-	-
	Manitoba	AHL	72	9	17	26	107	14	0	3	3	37
2005-06	<b>Vancouver</b>	<b>NHL</b>	<b>43</b>	<b>7</b>	<b>5</b>	<b>12</b>	<b>61</b>	-	-	-	-	-
	Manitoba	AHL	33	12	18	30	57	13	6	7	13	27
2006-07	<b>Vancouver</b>	<b>NHL</b>	<b>81</b>	<b>3</b>	<b>6</b>	<b>9</b>	<b>93</b>	<b>11</b>	<b>1</b>	<b>0</b>	<b>1</b>	<b>14</b>
<b>VANCOUVER/NHL TOTALS</b>			<b>124</b>	<b>10</b>	<b>11</b>	<b>21</b>	<b>154</b>	<b>11</b>	<b>1</b>	<b>0</b>	<b>1</b>	<b>14</b>

## CAREER

<b>Most Goals in a Game</b>	3	Mar. 27. 06 vs LA
<b>Most Assists in a Game</b>	1	Several times (latest Nov. 23. 06 at NSH)
<b>Most Points in a Game</b>	3	Mar. 27. 06 vs LA
<b>Career Hat Tricks</b>	1	Mar. 27. 06 vs LA

## NHL FIRSTS

<b>First Game</b>	Jan. 2. 06 at STL
<b>First Goal</b>	Jan. 10. 06 vs TOR
<b>First Assist</b>	Jan. 10. 06 vs TOR

## ACQUIRED

Signed by Vancouver on November 9, 2005.

## PERSONAL


Hobbies include golf, tennis, surfing the net and poker...Favourite hockey moment was playing against his hometown Habs and scoring a goal...Grew up closely following the career of Mats Naslund...Favourite tv show is Friends and movie is the Inside Man...Tom Cruise and Jennifer Aniston are his favourite actor/actress...Favourite singer is Jack Johnson...Sirloin steak and Filet Mignon are his favourite foods.

## 2006-07 SEASON

Recorded 3 goals and 6 assists for a total of 9 points in 81 games...Set a career high for games played (81)...Registered one goal in the Canucks final game of the regular season, Apr. 8 at PHX...Notched his second goal of the season, Mar. 11 at ANA...Played his 100th NHL game, Feb. 16 at CHI...Registered his first goal of the season, the game-winning goal, Jan. 2 at CGY...Recorded an assist, Nov. 22 at DET...Notched his fifth assist, Nov. 17 vs STL...Tallied his fourth assist of the season, Nov. 4 at COL...Recorded his first point of the season, an assist, Oct. 6 at CBJ. **2007 STANLEY CUP PLAYOFFS:** Made playoff debut, recording one point and 14 penalty minutes...Notched his first career playoff goal and point, May 3 at ANA...Made his NHL Playoff debut, Apr. 11 vs Dallas.

## CAREER

**2005-06:** Registered three goals and six assists in the North Division finals vs Grand Rapids...Scored three goals and one assist in the North Division Semi-Finals against Syracuse...Reassigned to Manitoba, Apr. 17...Registered one assist, Apr. 15 at COL...Recorded his first career hat trick (including the GWG) and was named 1st star, becoming the fifth Canucks player in club history to score a hat trick as a rookie, Mar. 27 vs LA...Tallied his fourth assist of the season, Mar. 21 at EDM...Recorded one assist, Jan. 24 at CBJ...Netted one goal shorthanded and was named 3rd star, Jan. 19 at BUF...Named 3rd star of the game after scoring a goal, Jan. 21 vs MTL...Registered one assist, Jan. 14 at NYL...Notched his first NHL career goal and assist and was named 2nd star, Jan. 10 vs TOR...Played in first NHL game, Jan. 2 at STL...Recalled from Manitoba, Jan. 2...Recorded one goal, Dec. 29 vs Toronto...Registered one goal, Dec. 16 vs San Antonio...Tallied two points (0-2-2), Dec. 14 vs Syracuse...Notched one goal and two assists, Dec. 13 vs Syracuse...Recorded one assist, Dec. 9 at Wilkes-Barre...Registered one assist, Dec. 7 at Philadelphia...Netted two goals (one per game) vs Rochester, Dec. 2 and 3...Tallied one goal, Nov. 30 vs Hamilton...Registered two goals and one assist, Nov. 29 vs Hamilton...Missed the first three games due to injury. **2004-05:** At the end of season, named Team's Hardest Working Player...Played in all 14 playoff games with Moose...Collected three assists and 37 PIM...Collected an assist, Apr. 2 at Binghamton...Scored a goal and was +2, Mar. 19 vs Houston...Potted a goal, Mar. 17 at Milwaukee...Scored a goal, Mar. 11 at Grand Rapids...Collected an assist, Mar. 5 vs Rochester...Scored his seventh goal of the season, Jan. 20 vs Wilkes-Barre...Scored his sixth goal of the season, Jan. 11 at San Antonio...Scored his fifth goal of the season, Jan. 1 vs Chicago...Scored his fourth goal of the season, Dec. 27 at Cleveland...Collected his first three-point night (0-3-3) in the AHL and was named 1st star, Nov. 30 vs Cincinnati...Scored his third goal of the season, Nov. 17 vs St. John's...Potted a goal and registered a +2 rating, Nov. 12 at Cincinnati...Scored his first AHL goal, Nov. 4 vs Utah...Registered his first career AHL point (an assist), Oct. 29 at Rochester...Had five goals and one assist in three games with Columbia (ECHL) before being recalled to Manitoba Oct. 29. **2003-04:** Played the majority of the season with Columbia (ECHL)...Suiited up for Manitoba on Dec. 6 vs Rochester and at Hamilton on Feb. 15...Finished second in team scoring on Columbia with 29 goals and 44 assists for 73 points, plus 194 PIM...Was Columbia's lone representative in the ECHL All-Star Game and registered one assist...Signed as a free agent by Manitoba on October 21. **2002-03:** Split the season in the ECHL between Greenville and Baton Rouge...Had nine goals and 26 points in 53 games...Ranked second on the team with 201 penalty minutes...Joined the Baton Rouge Kingfish at the end of the season, racking up 64 PIM in only 13 games played...Registered six points (4-2-6) in that time. **2001-02:** Played 64 games, scoring 35 goals and adding 35 assists for 70 points with Shawinigan...Notched 184 PIMs...In the playoffs, scored nine goals in ten games and added ten assists for 19 points. **2000-01:** Played in 63 games for Shawinigan (QMJHL)...Scored 16 goals and had 30 points with 105 PIM in rookie season...Added three points (2-1-3) in ten playoff games.



## BURROWS vs NHL

TEAM	GP	G	A	PTS	PIM
Anaheim	7	1	0	1	19
Atlanta	1	0	0	0	0
Boston	1	0	0	0	0
Buffalo	2	1	0	1	0
Calgary	11	1	0	1	30
Carolina	1	0	0	0	0
Chicago	6	0	0	0	5
Colorado	10	0	3	3	6
Columbus	7	1	1	2	2
Dallas	7	0	0	0	25
Detroit	6	0	1	1	6
Edmonton	12	0	2	2	6
Florida	1	0	0	0	0
Los Angeles	6	3	0	3	4
Minnesota	11	0	1	1	14
Montreal	2	1	0	1	0
Nashville	7	0	0	0	9
New Jersey	1	0	0	0	0
NY Islanders	1	0	1	1	2
Ottawa	1	0	0	0	0
Phoenix	5	1	0	1	2
Pittsburgh	1	0	0	0	7
San Jose	6	0	0	0	8
St. Louis	7	0	1	1	7
Tampa Bay	1	0	0	0	0
Toronto	2	1	1	2	2
Washington	1	0	0	0	0

**Totals**    124   10   11   21   154





# #24 MATT COOKE



## REGULAR SEASON

## PLAYOFFS

SEASON	CLUB	LEA	GP	G	A	PTS	PIM	GP	G	A	PTS	PIM
1995-96	Windsor	OHL	61	8	11	19	102	7	1	3	4	6
1996-97	Windsor	OHL	65	45	50	95	146	5	5	5	10	10
1997-98	Windsor	OHL	23	14	19	33	50	-	-	-	-	-
	Kingston	OHL	25	8	13	21	49	12	8	8	16	20
1998-99	Vancouver	NHL	30	0	2	2	27	-	-	-	-	-
	Syracuse	AHL	37	15	18	33	119	-	-	-	-	-
1999-00	Vancouver	NHL	51	5	7	12	39	-	-	-	-	-
	Syracuse	AHL	18	5	8	13	27	-	-	-	-	-
2000-01	Vancouver	NHL	81	14	13	27	94	4	0	0	0	4
2001-02	Vancouver	NHL	82	13	20	33	111	6	3	2	5	0
2002-03	Vancouver	NHL	82	15	27	42	82	14	2	1	3	12
2003-04	Vancouver	NHL	53	11	12	23	73	7	3	1	4	12
2004-05	Did Not Play											
2005-06	Vancouver	NHL	45	8	10	18	71	-	-	-	-	-
2006-07	Vancouver	NHL	81	10	20	30	64	1	0	0	0	2
VANCOUVER/NHL TOTALS			505	76	111	187	561	32	8	4	12	30

## CAREER

<b>Most Goals in a Game</b>	2	Several Times (latest Jan. 5, 07 vs EDM)
<b>Most Assists in a Game</b>	2	Several Times (latest Mar. 31, 07 vs CGY)
<b>Most Points in a Game</b>	3	Several Times (latest Feb. 18, 07 vs COL)
<b>Career Hat Tricks</b>	0	

## NHL FIRSTS

<b>First Game</b>	Oct. 14, 98 vs EDM
<b>First Goal</b>	Jan. 25, 00 vs EDM
<b>First Assist</b>	Dec. 6, 98 vs PHX

## ACQUIRED

Vancouver's 7th choice, 144th overall, in the 1997 NHL Entry Draft.

## PERSONAL

Matt and his wife Michelle have two daughters, Gabby and Reece and a son named Jackson...Spends his summers in Belleville, ON...Through Cooke's Corner Suite 24, Matt and Michelle Cooke and the Cooke Family Foundation of Hope (foundationofhope.ca) are able to bring children to hockey games who might not otherwise have the opportunity to attend...Enjoys the television show Law and Order and calls Top Gun his favourite movie...Lists playing for Team Canada as his greatest hockey moment...If he was not a hockey player he says he would collect and sell antiques, or go into business.

## 2006-07 SEASON

Played in 81 games, recording 10 goals, 20 assists and 64 penalty minutes...Notched the first goal of a 4-3 OT win that clinched the division title for the Canucks, Apr. 7 at SJ...Scored his ninth goal of the season on the power play, Apr. 3 vs LA...Notched two assists and was named second star, Mar. 31 vs CGY...Scored his eighth goal of the season, Mar. 27 at COL...Named second star of the game, Mar. 21 vs NSH...Scored his seventh goal of the season, Mar. 13 vs MIN...Scored one goal, two assists and was named first star, Feb. 18 vs COL...Notched the Canucks only goal in regulation time, Feb. 16 at CHI...Tallied his 100th career assist, Feb. 14 at MIN...Scored two goals, including the game-winner in OT and was named first star of the game, Jan. 5 vs EDM...Named first star after recording two points (1-1-2), Dec. 27 vs CGY...Recorded one assist and was named first star, Dec. 14 vs CGY...Led all skaters with seven hits, Nov. 14 vs DET...Scored his first goal of the season, the game-winner, Oct. 25 at CHI...Assisted on the game-winning OT goal, Oct. 21 at NSH. **2007 STANLEY CUP PLAYOFFS:** Played in one playoff game, registering two penalty minutes...Suffered a groin injury and missed the remainder of the 2007 post-season, Apr. 13 vs DAL.

## CAREER

**2005-06:** Played 45 games in his seventh season with the Canucks...Finished with 18 points (8-10-18) and tied for third on the team with 129 hits...Scored his 8th goal of the season, Mar. 19 vs DET...Registered a team high four hits and one assist, Mar. 3 at CHI...Notched his 6th and 7th assists of the season and was named 1st star of the game, Feb. 12 vs MIN...Missed seven games with an ankle injury, Jan. 19 - Feb. 8...Played in his 400th NHL career game and scored his 6th goal of the season on Dec. 31 at MIN...Scored the game winning goal unassisted in his first game back from injury, Dec. 13 at NYR...Missed 17 games with a jaw injury, Nov. 2 - Dec. 9...Scored the game winning goal, Oct. 20 vs PHX...Notched one goal, Oct. 10 at DET. **2003-04:** Finished the season with 23 points (11-12-23) in 53 games...Scored his 11th goal of the season, Apr. 2 at SJ...Scored one goal and added one assist, Mar. 19 at CHI...Notched his 7th goal of the season, Mar. 6 at CBJ...Returned to the Canucks line-up after missing 14 games with a knee injury, Feb. 13 vs ATL...Recorded his 5th assist of the season, Jan. 3 at CGY...Scored his 6th goal of the season (shorthanded), Dec. 29 at COL...Returned to the line-up after missing 13 games with a shoulder injury, Dec. 27 vs EDM...Scored his 5th goal, Nov. 13 at PHI...Scored his 4th goal and led the team in shots on net with six, Nov. 8 vs MIN...Equaled a career high with three points in a game (2-1-3), and was named the game's 1st star, Oct. 11 vs EDM. **2002-03:** Finished the season with a new career high of 27 assists and 42 points...Finished the season among the NHL leaders with four shorthanded goals...Ended the season a team high plus 21...Won the Canucks Unsung Hero Award...Extended his point streak to four games (1-5-6), scoring his 13th goal and 27th assist, Mar. 23 vs WSH...Extended his point streak to three games (0-4-4), notching his 25th and 26th assists, Mar. 20 vs NSH...Notched his career-high 21st assist, Mar. 6 at CBJ...Scored two goals and added one assist to set a new career high for points in a game (3-2) and was named the game's 1st star, Mar. 3 at BOS...Recorded his 16th assist of the season, extending his point streak to three games, Feb. 7 at BUF...Recorded his 13th and 14th assists of the season, Jan. 17 at CHI...Scored his 7th goal (shorthanded), notched his 11th assist and was named the game's 3rd star, Jan. 8 vs OTT...Scored his 3rd shorthanded goal of the season, Dec. 28 vs ANA...Notched two assists, giving him four in his last two games, Dec. 21 vs EDM. **2001-02:** Recorded a team high five points in six playoff games...Led all Canucks with 238 hits...Set new career highs with 20 assists, 33 points and 111 penalty minutes...Played in all 82 games for the first time in his career...Recorded his 14th assist of the season (a new career high), Feb. 28 vs DAL...Notched a game-high nine hits and was named the game's 3rd star, Feb. 26 vs STL...Named the game's 3rd star, recorded two goals and seven hits, Jan. 3 vs MTL...Named the game's 3rd star, scored his 7th goal and was credited with 8 hits, Dec. 31 vs PHI...Notched two assists, had five hits and was a plus two, Dec. 15 vs DET...Recorded a goal for the second straight game, Nov. 27 at MIN...Credited with a game-high eight hits in 15 minutes of ice-time, Oct. 23 vs NSH...Received 22 stitches to his ear and then came back to record his first goal of the season, Oct. 11 at DAL. **2000-01:** Played in a career high 81 games...Set new career highs for goals (14), assists (13), points (27) and penalty minutes (94)...Led the team with 198 hits...Dec. 16 and Dec. 20...Recorded his first two goal game Dec. 16 vs CBJ...Had four multi-point games during the season. **1999-00:** Played in a career high 51 games, recording 12 goals (5-7-12) and 39 PIM...Recorded his first NHL goal on Jan. 25 vs Bill Ranford of EDM...His 124 hits ranked fifth on the team...Played in 18 games with Syracuse of the AHL, recording 13 points (5-8-13) and 27 PIM. **1998-99:** Recorded his first NHL point (an assist), Dec. 6 vs PHX...Played his first NHL game, Oct. 14 against EDM.



## COOKE vs NHL

TEAM	GP	G	A	PTS	PIM
Anaheim	25	3	4	7	24
Atlanta	6	0	3	3	11
Boston	9	3	3	6	8
Buffalo	9	1	4	5	12
Calgary	35	1	10	11	27
Carolina	4	0	0	0	6
Chicago	26	5	6	11	38
Colorado	36	5	7	12	37
Columbus	21	5	6	11	26
Dallas	26	2	5	7	48
Detroit	27	5	7	12	20
Edmonton	40	8	6	14	38
Florida	7	1	1	2	4
Los Angeles	26	3	3	6	22
Minnesota	33	5	10	15	63
Montreal	9	3	0	3	12
Nashville	27	2	12	14	26
New Jersey	6	0	1	1	4
NY Islanders	5	1	2	3	2
NY Rangers	4	2	0	2	4
Ottawa	9	1	1	2	8
Philadelphia	9	4	1	5	8
Phoenix	24	3	6	9	20
Pittsburgh	6	2	0	2	2
San Jose	25	5	3	8	23
St. Louis	23	4	4	8	27
Tampa Bay	5	0	1	1	4
Toronto	16	1	3	4	37
Washington	7	1	2	3	0
<b>Totals</b>	<b>505</b>	<b>76</b>	<b>111</b>	<b>187</b>	<b>561</b>



# #20 JEFF COWAN



## REGULAR SEASON

## PLAYOFFS

SEASON	CLUB	LEA	GP	G	A	PTS	PIM	GP	G	A	PTS	PIM
1993-94	Guelph	OHL	17	1	0	1	5	-	-	-	-	-
1994-95	Guelph	OHL	51	10	7	17	14	14	1	1	2	0
1995-96	Barrie	OHL	66	38	14	52	29	5	1	2	3	6
1996-97	Roanoke	ECHL	47	21	13	34	42	-	-	-	-	-
	Saint John	AHL	22	5	5	10	8	-	-	-	-	-
1997-98	Saint John	AHL	69	15	13	28	23	13	4	1	5	14
1998-99	Saint John	AHL	71	7	12	19	117	4	0	1	1	10
1999-00	Calgary	NHL	13	4	1	5	16	-	-	-	-	-
	Saint John	AHL	47	15	10	25	77	-	-	-	-	-
2000-01	Calgary	NHL	51	9	4	13	74	-	-	-	-	-
2001-02	Calgary	NHL	19	1	0	1	40	-	-	-	-	-
	Atlanta	NHL	38	4	1	5	50	-	-	-	-	-
2002-03	Atlanta	NHL	66	3	5	8	115	-	-	-	-	-
2003-04	Atlanta	NHL	58	9	15	24	68	-	-	-	-	-
	Los Angeles	NHL	13	2	1	3	24	-	-	-	-	-
2004-05	Did Not Play											
2005-06	Los Angeles	NHL	46	8	1	9	73	-	-	-	-	-
2006-07	Los Angeles	NHL	21	0	2	2	32	-	-	-	-	-
	Vancouver	NHL	42	7	3	10	93	10	2	0	2	22
VANCOUVER TOTALS			42	7	3	10	93	10	2	0	2	22
NHL TOTALS			367	47	33	80	585	10	2	0	2	22

## CAREER

<b>Most Goals in a Game</b>	2	Twice (Latest MAR. 6.07 vs TB)
<b>Most Assists in a Game</b>	2	Four Times (Latest MAR. 13.07 vs MIN)
<b>Most Points in a Game</b>	2	Several Times (Latest MAR. 13.07 vs MIN)
<b>Career Hat Tricks</b>	0	

## NHL FIRSTS

<b>First Game</b>	FEB. 25.00 vs PHX
<b>First Goal</b>	MAR. 3.00 vs ANA
<b>First Assist</b>	MAR. 1.00 vs PIT

## ACQUIRED

On waivers from Los Angeles, Dec. 30, 2006.

## PERSONAL

Lives in Orangeville, Ontario, during the summer...Nicknames are Cowie and Cowboy...Favourite movie is the Shawshank Redemption...Favourite actor is Anthony Hopkins...Favourite NHL city other than Vancouver is Atlanta...Enjoys golf...Favourite professional athlete is Tiger Woods...Best hockey moment was playing in his first NHL game...Likes to vacation anywhere with warm weather...Favourite TV show is Seinfeld...Favourite type of car is a Lincoln Navigator...Likes Italian food...Favourite restaurant is Mother Theresa's in Ottawa...Favourite cereal is Cheerios...Childhood idol was Steve Yzerman.

## 2006-07 SEASON

Split the season between Vancouver and Los Angeles...Played in a total of 63 games, tallying 7-5-12 and 125 penalty minutes...Registered 7-3-10 in 42 games for the Canucks and 0-2-2 in 21 games for the Kings...Set a career high for most goals in a game (2 – twice, most recent MAR. 6 vs TB)...Over a period of four games (Mar. 1-8), recorded a six goal scoring streak, including scoring twice in two straight games; the two goal efforts tied his personal best for points in a game...Notched one assist, Apr. 8 at PHX...Registered one goal, Mar. 25 vs COL...Recorded two assists and was plus two in 14:44 of ice-time, Mar. 13 vs MIN...Scored his 6th of the season to extend his goal streak to four games (6-0-6), Mar. 8 at PHX...Notched two goals and was named third star, Mar. 6 vs TB...Named first star after scoring two goals and finishing a plus one, Mar. 4 vs MIN...Scored his first goal of the season, first as a Vancouver Canuck, short-handed and unassisted and was named first star, Mar. 1 vs PHX...Played his first game as a Vancouver Canuck, Dec. 30 at EDM...Claimed off waivers by Vancouver from Los Angeles on Dec. 30...Missed seven games with a chest injury, Nov. 1-16. **2007 STANLEY CUP PLAYOFFS:** Suffered a knee injury, Apr. 29 vs ANA, and missed remainder of post-season...Notched the game-winning goal at 7:49 in overtime and was named second star, Apr. 27 at ANA...Registered his first career playoff goal, Apr. 25 at ANA...Led all skaters with nine hits through 28:32 of ice time in his NHL Playoff debut, Apr. 11 vs DAL.

## CAREER

**2005-06:** Missed 10 of the first 11 games of the season with a groin injury...Returned to the Kings' line-up on Oct. 29 and played in 18 of the next 19 games (scoring five goals)...Missed the next 13 games with a hamstring injury...Returned to the line-up on Jan. 9 and appeared in 18 of 23 games before being sidelined again for five games with a back injury...Scored seven of his eight goals in a 24-game span that lasted from Nov. 2-Jan. 21...All eight of his goals were scored at even strength...Had the highest goals/minutes played ratio on the team scoring a goal for every 48:29 of ice time...Played in his 300th NHL game, Apr. 4 at ANA...Missed five games due to coach's decision. **2004-05:** Did not play during the labor dispute. **2003-04:** Began the season with Atlanta before he was acquired by the Kings on Apr. 9...Played in 13 of the Kings final 14 games of the season...Scored his first goal as a King at CGY on Mar. 27...Also added an assist in the game and received a fighting major for a "Gordie Howe Hat Trick"...His other goal for the Kings came vs CGY (on the power play) on Apr. 2...Played in his 200th NHL game at CBJ on Nov. 7...Registered 14 points (4-10-14) in a stretch of 18 games with the Thrashers from Oct. 11-Nov. 19...Had six points (2-4-6) in seven games from Dec. 3-6...Established career single season highs in games played (71), goals (11), assists (16) and points (27)...Had a career high three-game scoring streak (2-2-4 during the streak) that lasted from Dec. 3-6...Averaged 10:22 of ice time/game. **2002-03:** Ranked third on the Thrashers with 115 penalty minutes in 66 games...Also recorded eight points (3-5-8)...Scored seven of his eight points on the road...All of his points came at even strength...The Thrashers went 6-1-1 in the eight games he scored in. **2001-02:** Had one goal and 40 penalty minutes in 19 games with Calgary...Acquired by Atlanta on Dec. 18...Had five points (4-1-5) and 50 penalty minutes in 38 games with the Thrashers...Had a plus or an even rating in 25 of his 38 games with the Thrashers...Played in his 100th NHL game, Mar. 1 vs NYL. **2000-01:** Ranked third on Calgary with 74 penalty minutes in his first full NHL season...Tied for seventh on the club with nine goals in 51 games...Posted two multi-point games; vs CAR (1-1-2) on Dec. 9 and at VAN (1-1-2) on Feb. 10. **1999-00:** Began the season with Saint John (AHL) and was recalled to Calgary on Feb. 24...Made his NHL debut, Feb. 25 vs PHX...Scored his first NHL point (an assist), Mar. 1 vs PIT...Scored his first NHL goal in his fourth NHL game, Mar. 3 vs ANA...Appeared in 13 games with Calgary scoring five points (4-1-5)...Had 25 points (15-10-25) and 77 penalty minutes in 47 games with Saint John. **1998-99:** Passed 100 penalty minutes (117) in a season for the first time in his career while appearing in 71 games with Saint John. **1997-98:** Collected 28 points (15-13-28) in 69 games with Saint John in his first full season in the AHL. **1996-97:** Split his season between Saint John and Roanoke (ECHL) scoring 10 points (5-5-10) and 22 games with the Flames and 34 points (21-13-34) in 47 games with the Express. **1993-96:** Recorded 70 points (49-21-70) and 48 penalty minutes in 134 regular season games over three seasons with the Guelph Storm and Barrie Colts of the Ontario Hockey League.



THE PLAYERS

## COWAN vs NHL

TEAM	GP	G	A	PTS	PIM
Anaheim	17	3	1	4	36
Atlanta	3	0	0	0	5
Boston	9	1	2	3	9
Buffalo	11	3	1	4	25
Calgary	11	2	2	4	25
Carolina	13	3	1	4	2
Chicago	11	1	1	2	26
Colorado	15	2	2	4	15
Columbus	12	0	0	0	35
Dallas	12	1	0	1	20
Detroit	11	0	0	0	2
Edmonton	17	0	1	1	47
Florida	15	3	3	6	17
Los Angeles	14	1	0	1	45
Minnesota	14	3	2	5	9
Montreal	12	3	0	3	27
Nashville	13	2	3	5	18
New Jersey	8	1	1	2	19
NY Islanders	13	0	1	1	16
NY Rangers	10	1	0	1	17
Ottawa	14	2	2	4	30
Philadelphia	9	0	2	2	7
Phoenix	19	4	2	6	28
Pittsburgh	8	0	2	2	9
San Jose	19	2	0	2	12
St. Louis	9	1	0	1	9
Tampa Bay	17	3	1	4	33
Toronto	14	2	0	2	15
Vancouver	11	2	1	3	20
Washington	6	1	2	3	7

**Totals**   367   47   33   80   585



# #27 BRAD ISBISTER



## REGULAR SEASON

## PLAYOFFS

SEASON	CLUB	LEA	GP	G	A	PTS	PIM	GP	G	A	PTS	PIM
1992-93	Calgary	ABHL	35	24	25	49	74	-	-	-	-	-
1993-94	Portland	WHL	64	7	10	17	45	10	0	2	2	0
1994-95	Portland	WHL	67	16	20	36	123	-	-	-	-	-
1995-96	Portland	WHL	71	45	44	89	184	7	2	4	6	20
1996-97	Portland	WHL	24	15	18	33	45	6	2	1	3	16
	Springfield	AHL	7	3	1	4	14	9	1	2	3	10
1997-98	Phoenix	NHL	66	9	8	17	102	5	0	0	0	2
	Springfield	AHL	9	8	2	10	36	-	-	-	-	-
1998-99	Phoenix	NHL	32	4	4	8	46	-	-	-	-	-
	Springfield	AHL	4	1	1	2	12	-	-	-	-	-
	Las Vegas	IHL	2	0	0	0	9	-	-	-	-	-
1999-00	NY Islanders	NHL	64	22	20	42	100	-	-	-	-	-
2000-01	NY Islanders	NHL	51	18	14	32	59	-	-	-	-	-
2001-02	NY Islanders	NHL	79	17	21	38	113	3	1	1	2	17
2002-03	Edmonton	NHL	13	3	2	5	9	6	0	1	1	12
2003-04	Edmonton	NHL	51	10	8	18	54	-	-	-	-	-
2004-05	Innsbruck	Austria	11	7	4	11	41	5	3	1	4	6
2005-06	Boston	NHL	58	6	17	23	46	-	-	-	-	-
2006-07	NY Rangers	NHL	19	1	4	5	14	4	0	0	0	2
NHL TOTALS			486	100	111	211	577	18	1	2	3	33



## CAREER

**Most goals in a game:** 2 Several Times (Latest Nov. 23, 02 at NYR)  
**Most Assists in a game:** 3 Dec. 7, 02 at PIT  
**Most Points in a game:** 4 Dec. 7, 02 at PIT  
**Career Hat Tricks:** 0

## NHL FIRSTS

**First Game** Oct. 1, 97 vs CHI  
**First Goal** Oct. 21, 97 vs ANA  
**First Assist** Oct. 11, 97 at COL

## ACQUIRED

Signed as free-agent on July 3, 2007.

## PERSONAL

Brad was married last summer...Spends the off-season in Calgary ... Favourite road city is Montreal...Favourite food is Italian...His brother, Matt, plays for the Dayton Bombers of the East Coast Hockey League... Biggest hockey influence was his father ... Favourite hockey player growing up was Wayne Gretzky ... Enjoys golfing...Favourite tv show is Seinfeld.

## 2006-07 SEASON

Played in 19 games with the Rangers, tallying one goal and four assists, along with 14 penalty minutes and a plus-five rating ... When he was in the line-up NYR posted an 11-4-4 record ... Registered a season-high two points with a pair of assists and posted a plus-two rating on Apr. 1 vs TOR ... Posted a season-high plus-three rating on Mar. 31 at PHI ... Recorded first assist of the season and delivered a season-high three hits on Mar. 13 vs OTT ... Logged a season-high 17:42 of total ice-time on Mar. 11 vs CAR ... Registered a game-high six shots on goal (also a season-high) on Mar. 3 vs STL ... Tallied a power play goal, his 100th career NHL goal, and registered three shots on goal in his Rangers debut on Dec. 21 at FLA ... Appeared in 43 AHL games with the Hartford Wolf Pack and Albany River Rats, registering 15 goals and 13 assists along with a plus-nine rating and 76 penalty minutes ... Notched seven goals in his last 10 AHL games with the Wolf Pack before being recalled on Feb. 27 for the remainder of the season ... Collected 12 goals and eight assists in 34 games with Hartford (AHL) after being acquired from Carolina on Nov. 21. **2007 STANLEY CUP PLAYOFFS:** Played in four playoff games, registering two shots and two penalty minutes vs BUF.

## CAREER

**2005-06:** Played 58 games with the Boston Bruins...Finished with 23 points (6-17-23) and 46 penalty minutes ... Registered his 200th career point with an assist on the game-winning goal on Jan. 24 at ATL ... Picked up a pair of assists, including his 100th career assist, on Jan. 23 at WSH ... Recorded a four-game point scoring streak from Oct. 8 to Oct. 15, tallying two goals and two assists over the span. **2003-04:** Played in 51 games with Edmonton, tallying 18 points (10-8-18) and 54 penalty minutes ... Had his fifth consecutive season with 10 or more goals ... Appeared in his 400th career NHL game on Jan. 31 vs LA. **2002-03:** Appeared in 66 games with the Islanders and Oilers, recording 28 points (13-15-28), along with 43 penalty minutes ... Registered five points (3-2-5) and nine penalty minutes in 13 games with the Edmonton ... In 53 games with New York, recorded 23 points (10-13-23) and 34 penalty minutes ... Registered a career-high four points (1-3-4) on Dec. 7 at PIT ... Appeared in his 300th career NHL game on Oct. 26 vs PHI...In six postseason games with Edmonton, recorded an assist, along with 12 penalty minutes. **2001-02:** Played in 79 games with the Islanders, finished with 38 points (17-21-38), along with 113 penalty minutes ... Established career highs in assists (21) and games played (79)...Recorded his 100th career NHL point on Oct. 11 at NJ...In three postseason games with the Islanders, registered one goal and one assist for two points, along with 17 penalty minutes. **2000-2001:** Appeared in 51 games with the Islanders, tallying 32 points (18-14-32), with 59 penalty minutes ... Ranked second on the team in power play goals (seven) and tied for second in game-winning goals (four) ... His 18 goals ranked third on the team. **1999-2000:** Played in 64 games with the Islanders, registering 42 points (22-20-42), along with 100 penalty minutes...Established career-highs in goals (22) and points (42)...Led the team in shooting percentage (16.3%)...Ranked second on the team in goals (20), points (42) and power play goals (nine)...Scored on his first career penalty shot on Jan. 10 vs PHX...Skated in his 100th career game on Oct. 10 vs COL. **1998-1999:** Played in 32 games with Phoenix, recording eight points (4-4-8) and 46 penalty minutes...Tallied the game-winning goals on Nov. 18 vs VAN and Dec. 5 at CGY. **1997-1998:** Played 66 games with Phoenix, tallying 17 points (9-8-17) with 102 penalty minutes...Registered his first multi-point game with two goals on Oct. 26 vs BUF...Notched his first NHL goal on Oct. 21 vs ANA...Recorded his first NHL point with an assist on Oct. 11 at COL...Made his NHL debut on Oct. 1 vs CHI...Appeared in five postseason games for Phoenix, registering two penalty minutes.



THE PLAYERS

## ISBISTER vs NHL

	GP	G	A	PTS	PIM
Anaheim	13	1	0	1	43
Atlanta	14	7	3	10	10
Boston	17	2	3	5	24
Buffalo	21	2	6	8	16
Calgary	17	2	2	4	17
Carolin	14	2	3	5	8
Chicago	15	3	1	4	24
Colorado	16	1	2	3	14
Columbus	8	4	3	7	10
Dallas	16	3	2	5	38
Detroit	12	2	1	3	4
Edmonton	11	3	5	8	18
Florida	22	7	10	17	30
Los Angeles	16	1	3	4	21
Minnesota	8	2	0	2	8
Montreal	25	4	7	11	29
Nashville	11	3	1	4	20
New Jersey	21	4	6	10	23
NY Islanders	10	0	0	0	8
NY Rangers	20	7	9	16	15
Ottawa	24	5	6	11	20
Philadelphia	21	4	6	10	15
Phoenix	9	1	0	1	10
Pittsburgh	19	5	4	9	17
San Jose	15	2	1	3	25
St. Louis	12	3	2	5	12
Tampa Bay	20	6	6	12	33
Toronto	25	3	9	12	15
Vancouver	15	8	1	9	24
Washington	19	3	9	12	26

**Totals** 486 100 111 211 577



# #17 RYAN KESLER



## REGULAR SEASON

## PLAYOFFS

SEASON	CLUB	LEA	GP	G	A	PTS	PIM	GP	G	A	PTS	PIM
2000-01	USA U-18	USDP	26	8	20	28	24	-	-	-	-	-
2001-02	USA U-18	USDP	46	11	33	44	23	-	-	-	-	-
2002-03	Ohio State University	NCAA	40	11	20	31	44	-	-	-	-	-
<b>2003-04</b>	<b>Vancouver</b>	<b>NHL</b>	<b>28</b>	<b>2</b>	<b>3</b>	<b>5</b>	<b>16</b>	-	-	-	-	-
	Manitoba	AHL	33	3	8	11	29	-	-	-	-	-
2004-05	Manitoba	AHL	78	30	27	57	105	14	4	5	9	8
<b>2005-06</b>	<b>Vancouver</b>	<b>NHL</b>	<b>82</b>	<b>10</b>	<b>13</b>	<b>23</b>	<b>79</b>	-	-	-	-	-
<b>2006-07</b>	<b>Vancouver</b>	<b>NHL</b>	<b>48</b>	<b>6</b>	<b>10</b>	<b>16</b>	<b>40</b>	<b>1</b>	<b>0</b>	<b>0</b>	<b>0</b>	<b>0</b>
<b>VANCOUVER/NHL TOTALS</b>			<b>158</b>	<b>18</b>	<b>26</b>	<b>44</b>	<b>135</b>	<b>1</b>	<b>0</b>	<b>0</b>	<b>0</b>	<b>0</b>



## CAREER

<b>Most Goals in a Game</b>	1	Several Times (Latest Jan. 16, 07 at MTL)
<b>Most Assists in a Game</b>	2	Four Times (Latest Jan. 16, 07 at MTL)
<b>Most Points in a Game</b>	3	Jan. 16, 07 at MTL
<b>Career Hat Tricks</b>	0	

## NHL FIRSTS

<b>First Game</b>	Nov. 24, 03 at TOR
<b>First Goal</b>	Nov. 29, 03 at CGY
<b>First Assist</b>	Nov. 25, 03 at MTL

## ACQUIRED

Vancouver's 1st choice, 23rd overall, in the 2003 NHL Entry Draft.

## PERSONAL

Favourite TV show is Seinfeld...Enjoys playing golf...Oldest piece of hockey equipment is his shoulder pads, which he has had for nine years...Lists his dad and Mike Modano as his mentors.

## 2006-07 SEASON

Concluded the season with a 6-10-16 record and 40 penalty minutes in 48 games played...Set a career high for most points in a game (3), Jan. 16 at MTL...Missed 34 games due to a hip injury...Led the team in points on the night (1-2-3), Jan. 16 at MTL...Registered one assist, Jan. 7 vs MIN...Recorded his 7th assist of the season, Jan. 5 vs EDM...Notched the shootout game-winning goal, Jan. 3 vs DAL...Earned a point for the third straight game (his 6th assist), Dec. 30 at EDM...Notched one goal, Dec. 27 vs CGY...Registered one assist, Dec. 14 vs CGY...Scored his fourth goal, third assist and was named third star, Dec. 12 vs PHX...Scored his second goal and was named second star, Nov. 17 vs STL...Notched his first goal of the season, Nov. 2 at MIN...Had an assist on the OT game-winner, Oct. 21 at NSH...Was perfect in the face-off circle winning five of five, Oct. 17 at EDM. **2007 STANLEY CUP PLAYOFFS:** Made his NHL playoff debut, recording two shots and logging 27:51 ice-time...suffered a hand injury and missed remainder of 2007 post-season, Apr. 11 vs DAL.

## CAREER

**2005-06:** Set career highs in goals (10), assists (13), points (23), games played (82) and led the team in hits and blocked shots with 136 and 51, respectively...Notched his tenth goal of the season, Apr. 10 vs ANA...Scored his ninth goal of the season, playing in his 100th career game, Mar. 25 vs EDM...Named 1st star, notching two assists, finishing a plus one, Mar. 23 vs EDM...Went 9-12 on face-offs (75%), Mar. 2 at NSH...Scored his seventh goal and was a plus two on the night, Feb. 12 vs MIN...Named 1st star after extending his point streak to three games with the game-winning goal (1-0-1), Feb. 3 at CGY...Recorded two assists, Jan. 31 at PHX...Had a game-high five hits and was named 3rd star, Jan. 26 at DET...Named 3rd star after scoring two points on the night (0-2-2); led the team in the plus/minus category with a plus three, Jan. 10 vs TOR...Won seven of eight face-offs (87%), Dec. 15 at PHL...Scored a goal and finished the game with a plus one rating, Dec. 4 vs BOS...Scored the game-winning goal and was named 1st star of the game, Nov. 22 vs CHI...Notched one goal and won 72% of face-offs (8-11), Oct. 27 at COL...Recorded his first goal of the season, Oct. 14 at MIN. **2004-05:** Set career highs in goals (30), assists (27) and points (57) as a member of Manitoba...Season marked the most games played in his professional career (78)...Tallied career highs for most penalty minutes in a season (105) and in a game (10), Mar. 24 vs St. John's...Assist streak lasted for four games from Dec. 12 - Dec. 31...Recorded a three game goal scoring streak, Oct. 13 - 16. **2003-04:** In his first professional season, played 33 games and scored 11 points (3-8-11) for Manitoba (AHL) and 28 games for Vancouver, registering 5 points (2-3-5)...Scored his first goal with the Moose, Feb. 21 vs San Antonio...Re-assigned to the Moose, Feb. 14...Recalled to the Canucks, Jan. 17...Returned to the Moose line-up, Jan. 9 at Rochester after playing in the 2004 WJC...Registered three points (3-0-3) in six games played with Team USA at the WJC, including the tying goal in USA's 4-3 Gold Medal win...Netted two assists, Dec. 16 at Cleveland...Returned to Moose line-up, Dec. 13 at Cleveland...Re-assigned to Manitoba, Dec. 13...Scored first NHL goal, Nov. 29 at CGY...Registered first NHL point (an assist), Nov. 25 at MTL...Played in first career NHL game, Nov. 24 at TOR...Scored two goals, including the game winner, and added two assists for first star honours, Oct. 13 vs St. John's...Played in first career pro game and registered one shot and two PIM, Oct. 11 vs St. John's. **2002-03:** Played for Team USA Junior National Team...Ranked second in team scoring at 2003 IIHF World Junior with seven points...Earned player of the game honors against Czech Republic and Finland...As a freshman with Ohio State, scored 11 goals and 20 assists to rank fourth in scoring...Received honorable mention for CCHA All-Rookie Team...Was league rookie of the week three times. **2001-02:** Led the Under-18 US National Development Team in scoring last season with 19 goals and 43 assists for 62 points...Registered 30 penalty minutes...Was a member of the squad that claimed the IIHF World Under-18 Championship...Received the Best Player Award at the conclusion of that tournament and was the player of the game in the tilt between the U.S. and Canada...Also won a Gold Medal at the Under-17 Challenge. **2000-01:** Ranked in the top three in scoring for the Under-17 Team, posting 11 goals and 31 assists in 69 games...Coached by Mike Eaves with the U-18 team and Moe Mantha with the U-17 squad...Won a Silver Medal at the Three Nations Cup.



THE PLAYERS

## KESLER vs NHL

TEAM	GP	G	A	PTS	PIM
Anaheim	7	1	0	1	0
Atlanta	1	0	0	0	0
Boston	2	1	0	1	2
Buffalo	2	0	1	1	2
Calgary	17	3	2	5	15
Carolina	1	0	0	0	0
Chicago	8	1	0	1	10
Colorado	12	2	1	3	21
Columbus	7	0	1	1	9
Dallas	10	0	0	0	2
Detroit	7	1	1	2	0
Edmonton	14	2	5	7	12
Florida	1	0	0	0	2
Los Angeles	5	0	1	1	4
Minnesota	15	3	2	5	13
Montreal	3	1	3	4	0
Nashville	9	1	2	3	8
New Jersey	2	0	0	0	4
NY Islanders	2	0	1	1	4
NY Rangers	2	0	0	0	0
Ottawa	4	0	0	0	2
Philadelphia	1	0	0	0	0
Phoenix	6	1	4	5	4
Pittsburgh	2	0	0	0	0
San Jose	6	0	0	0	6
St. Louis	6	1	0	1	13
Tampa Bay	1	0	0	0	0
Toronto	3	0	2	2	2
Washington	2	0	0	0	0

**Totals** 158 18 26 44 135



# #5 LUKAS KRAJICEK



## REGULAR SEASON

## PLAYOFFS

SEASON	CLUB	LEA	GP	G	A	PTS	PIM	GP	G	A	PTS	PIM
1999-00	Detroit	NAHL	53	5	22	27	61	5	0	1	1	18
2000-01	Peterborough	OHL	61	8	27	35	53	7	0	5	5	0
2001-02	Florida	NHL	5	0	0	0	0	-	-	-	-	-
	Peterborough	OHL	55	10	32	42	56	6	0	5	5	6
2002-03	Peterborough	OHL	52	11	42	53	42	7	0	3	3	0
	San Antonio	AHL	3	0	1	1	0	3	0	0	0	0
2003-04	Florida	NHL	18	1	6	7	12	-	-	-	-	-
	San Antonio	AHL	54	5	12	17	24	-	-	-	-	-
2004-05	San Antonio	AHL	78	2	22	24	57	-	-	-	-	-
2005-06	Florida	NHL	67	2	14	16	50	-	-	-	-	-
2006-07	Vancouver	NHL	78	3	13	16	64	12	0	2	2	12
VANCOUVER TOTALS			78	3	13	16	64	12	0	2	2	12
NHL TOTALS			168	6	33	39	126	12	0	2	2	12

## CAREER

<b>Most Goals in a Game</b>	1	Several Times (latest Mar. 17, 07 vs DET)
<b>Most Assists in a Game</b>	2	Jan. 24, 04 at BOS
<b>Most Points in a Game</b>	2	Jan. 24, 04 at BOS
<b>Career Hat tricks</b>	0	

## NHL FIRSTS

<b>First Game</b>	Apr. 6, 02 at TOR
<b>First Goal</b>	Dec. 15, 03 at DET
<b>First Assist</b>	Dec. 17, 03 vs WSH

## ACQUIRED

From Florida alongside Roberto Luongo and a sixth round draft pick in 2006 in exchange for Bryan Allen, Alex Auld, Todd Bertuzzi on June 23, 2006.

## PERSONAL

Lukas' nickname is Lukey...His favorite player growing up was New York Rangers defenseman Brian Leetch...In the off-season he lives in the Czech Republic...Lukas' brother Jan plays professional hockey in England...He likes to fish, play tennis and play soccer...His favorite movie is "Troy"...His favorite band is Metallica...His favorite sport to watch other than hockey is soccer; he is a fan of English Premier League team Chelsea.

## 2006-07 SEASON

Registered a 3-13-16 record and 64 penalty minutes in 78 games played in his first season with Vancouver...Recorded career highs in goals (3), games played (78) and tied a career high for points (16)...Had one assist, Mar. 29 at LA...Notched his 12th assist, Mar. 21 vs NSH...Named second star after registering the game-winning goal, Mar. 17 at DET...Registered one assist, Mar. 6 vs TB...Recorded his 10th assist, Feb. 3 at CGY...Earned his ninth assist, Jan. 30 vs CBJ...Notched his eighth assist of the season, Jan. 26 vs LA...Recorded his seventh assist, Jan. 19 at BUF...Registered one goal, Jan. 16 at MTL...Notched his sixth assist of the season, Dec. 30 at EDM...Recorded his fifth assist, Dec. 12 vs PHX...Tallied one assist, Dec. 2 vs COL...Registered one assist, Nov. 2 at MIN...Notched his second assist of the season, Oct. 27 vs WSH...Played his 100th career NHL game, Oct. 23 at DAL...Scored the game-winning OT goal, his first as a Canuck, and was named first star, Oct. 21 at NSH...Recorded his first point as a Canuck, an assist, Oct. 8 at COL...Played his first game in a Canucks uniform and logged 19:01 of ice-time, Oct. 5 at DET. **2007 STANLEY CUP PLAYOFFS:** Registered two points and 12 penalty minutes in 12 games...Recorded one assist, Apr. 29 vs ANA...Made his NHL playoff debut, notching one assist in 33:37 of ice-time, Apr. 11 vs DAL.

## CAREER

**2005-06:** Set career highs in goals (2), assists (14), points (16), PIM (50) and games played (67)...Notched an assist in a 3-2 overtime win, Jan. 24 at TB...Added an assist, Dec. 22 vs BUF...Notched an assist, Dec. 18 at WSH...Added an assist, Dec. 3 vs CHI...Registered an assist, Nov. 28 vs TOR...Notched an assist, Nov. 26 at ATL...Recorded an assist, Nov. 25 vs PIT...Tallied an assist, Nov. 23 vs NJ...Picked up an assist, Nov. 12 at PHI...Added an assist, Nov. 9 vs NYR...Scored a goal, Oct. 25 at PIT...Picked up an assist, Oct. 20 vs WSH...Added an assist, Oct. 15 vs BUF...Scored a power play goal, Oct. 5 vs ATL. **2004-05:** Completed third AHL season with San Antonio, going 2-22-24 with 57 PIM in 78 games...Posted the most assists (22) by a defenseman for San Antonio in the season...Notched a multiple-point game (two assists), Nov. 5...Played in 100th AHL game, Jan. 20 vs Milwaukee (AHL). **2003-04:** Completed his second NHL season, posting career highs in goals (1), assists (6), points (7), games played (18) and PIM (12)...Reassigned to San Antonio (AHL) for the remainder of the season, Feb. 24...Went 5-12-17 in 54 AHL games with San Antonio...Tallied first career NHL multi-point game with two assists, Jan. 24 at BOS, capping a three-game assist streak (0-4-4)...Recalled from San Antonio (AHL) Jan. 18, going 0-5-5 in 13 games...Notched first NHL assist, Dec. 17 vs WSH...Scored first NHL point with a PPG, Dec. 15 at DET...Recalled from San Antonio (AHL) Dec. 11, playing five games (1-1-2). **2002-03:** Went 11-42-53 with 42 PIM in 52 games with Peterborough (OHL)...Tied for seventh among all OHL defensemen in scoring...Appeared in three games with San Antonio (AHL), going 0-1-1...Earned first pro point (assist) with San Antonio, Apr. 6 at Chicago...Also appeared in three AHL playoff games with San Antonio...Skated six games with the Czech Republic at the 2003 World Junior Championships at Halifax, Nova Scotia, going 2-2-4 and tying for second in team scoring...Went 1-1-2 for OHL Eastern Conference in 7-5 loss to WHL Western Conference, Nov. 19 at Vancouver in Hershey Cup All-Star Series...Named Best Skater, Fastest Skater and Best Offensive Defenseman in the OHL Eastern Conference in the OHL Coaches Poll. **2001-02:** Saw first NHL action, playing five games with FLA...Made NHL debut, Apr. 6 at TOR...Went 10-32-42 with 56 PIM in 55 games with Peterborough (OHL), finishing sixth in team scoring and third in assists...Represented OHL Eastern Conference in 2002 Hershey Cup All-Star Tournament, notching an assist in a 4-3 loss to the QMJHL Lebel Conference, Jan. 17 at Ottawa...Represented the Czech Republic in the 2001-02 World Junior Championships, played in Pardubice and Hradec Kralove, Czech Rep., finishing fifth in team scoring with 1-3-4 in seven games...Added 0-5-5 and six PIM in six OHL playoff games, finishing fifth in team points and third in assists. **2000-01:** Finished 8-27-35 with 53 PIM in 61 games with Peterborough (OHL), finishing eighth in team scoring...Attended the selection camp for the Czech Republic team for the Under-18 2001 World Championships...Voted a finalist as OHL Eastern Conference's Best Skater in 2001 in an OHL Coaches Poll...Posted five points (0-5-5 in 7 games) in the playoffs as Peterborough was defeated by Toronto-St. Mike's (4-3) in the first round...Named Peterborough's Rookie of the Year...Named to the OHL's First All-Rookie Team. **1999-00:** Played first season of North American hockey, going 5-22-27 with 61 PIM in 53 games with Detroit (NAHL).



## KRAJICEK vs NHL

TEAM	GP	G	A	PTS	PIM
Anaheim	5	0	0	0	2
Atlanta	9	1	1	2	2
Boston	5	0	3	3	2
Buffalo	5	0	3	3	4
Calgary	8	0	1	1	8
Carolina	8	0	0	0	12
Chicago	4	0	1	1	0
Colorado	9	0	3	3	10
Columbus	5	0	1	1	6
Dallas	6	0	0	0	10
Detroit	6	2	0	2	8
Edmonton	8	0	1	1	10
Florida	1	0	0	0	4
Los Angeles	5	0	2	2	4
Minnesota	8	0	1	1	6
Montreal	7	1	1	2	8
Nashville	6	1	1	2	0
New Jersey	4	0	1	1	4
NY Islanders	3	0	0	0	0
NY Rangers	4	0	1	1	2
Ottawa	5	0	1	1	4
Philadelphia	5	0	1	1	4
Phoenix	5	0	1	1	0
Pittsburgh	4	1	1	2	2
San Jose	5	0	0	0	0
St. Louis	5	0	0	0	2
Tampa Bay	9	0	2	2	6
Toronto	5	0	1	1	2
Washington	9	0	5	5	8

**Totals 168 6 33 39 126**





## CAREER:

<b>Most Goals in a Game</b>	3	Five Times (latest Feb. 8, 00 vs EDM)
<b>Most Assists in a Game</b>	4	Feb. 6, 97 at DET
<b>Most Points in a Game</b>	6	Dec. 20, 90 vs EDM
<b>Career Hat-Tricks</b>	5	

## NHL FIRSTS:

<b>First Game</b>	Oct. 6, 88 vs WPG
<b>First Goal</b>	Oct. 18, 88 at NYI
<b>First Assist</b>	Oct. 12, 88 at EDM

## ACQUIRED

From Washington on Nov. 10, 2001 with a 2nd round pick in the 2002 or 2003 NHL Entry Draft, in exchange for Vancouver's 1st round pick in the 2002 NHL Entry Draft and 3rd round pick in the 2003 NHL Entry Draft.

## PERSONAL

Lives year round in Kitsilano...Enjoys golfing and fishing...Makes countless community appearances throughout the season...Started the Trevor Linden Foundation in 1995 helping to raise money for children...Vancouver's trip to the 1994 Stanley Cup Final stands as his most memorable hockey moment...Lanny McDonald was his boyhood idol.

## 2006-07 SEASON

Finished the season with 25 points (12-13-25) and 34 penalty minutes in 80 games...Is in 38th place for most games played in league history and 95th all-time in league goal scoring with 368 career goals...With 410 assists as a Canuck, he is within one assist of tying Stan Smyl's franchise record of 411 assists...Registered his 13th assist of the season, Apr. 3 vs LA...Recorded one assist, Mar. 25 vs COL...Notched his 11th assist and extended a point streak to four games (3-1-4), Mar. 21 vs NSH...Scored his 12th goal extending his goal streak to three games, Mar. 19 at EDM...Recorded his 367th career goal to surpass Jacques Lemaire (366) as the 97th all-time goal scorer in league history, Mar. 17 vs DET...Scored his 10th goal of the season, Mar. 15 vs STL...Registered one assist, Mar. 11 at ANA...Scored his 9th goal, Feb. 22 at LA...Played his 1,300 career NHL game, Feb. 18 vs COL...Notched the game-winner in the shootout, Feb. 16 at CHI...Registered two assists, Feb. 10 vs ATL...Scored his eighth goal of the season, Jan. 26 vs LA...Recorded one goal and won 83% of face-offs (5-6), Jan. 13 at TOR...Along with Taylor Pyatt, set a new franchise record for the fastest two power play goals scored 13 seconds apart, Jan. 13 at TOR...Recorded one goal, Jan. 7 vs FLA...Notched one goal, Jan. 2 vs CGY...Scored his fourth goal of the season on the power play, Dec. 26 at CGY...Registered one goal, Dec. 19 at MIN...Notched one goal on the power play, Dec. 16 vs MIN...Recorded his fourth assist of the season, Nov. 19 vs CHI...Notched an assist, his 300th career assist and 700th point as a Canuck, Nov. 14 vs DET...Scored his 300th career goal in a Canucks uniform in the season opener, Oct. 5 at DET. **2007 STANLEY CUP PLAYOFFS:** Registered seven points (2-5-7) and six penalty minutes in 12 playoff games...Tallied one assist, May 1 vs ANA...Registered an assist on the game-winning goal in overtime, Apr. 27 at ANA...Recorded the game-winning goal in Game 7 and one assist and was named second star, Apr. 23 vs DAL...Scored his first goal of the postseason, the game-winner, Apr. 17 at DAL...Registered an assist on the game-winning goal in overtime, Apr. 15 at DAL...Earned one assist in his first game of the 2007 playoffs, Apr. 11 vs DAL.

## CAREER

**2005-06:** Finished his 14th season with the Canucks and registered 16 points (7-9-16) keeping him atop the Canucks' all-time scoring list...Played in all 82 games and became the first player in franchise history to reach the 1,000 game mark, Apr. 13 at SJ...Registered one assist and won 75% of face-offs, Apr. 2 at ANA...Scored his seventh goal of the season, Mar. 21 at EDM...Won 72% of face-offs (8-11), Feb. 28 at CGY...Notched his sixth goal of the season, Feb. 6 vs CBJ...Recorded two assists and won 75% of face-offs (6-8), Jan. 31 at PHX...Scored his fifth goal, Jan. 21 vs MTL...Played his 1,200th career NHL game on Jan. 2 at STL...Scored the game's opening goal and was named 1st star of the game, Dec. 4 vs BOS...Scored on his first career penalty shot in the second period, Nov. 20 at ANA...Recorded first goal and first assist of season, Oct. 22 vs COL. **2003-04:** Played all 82 games this season, finishing with 36 points (14-22-36)...Recorded his 674th and 675th career points in a Canucks uniform, the most in the history of the franchise (Smyl-673), Mar. 8 vs COL...Linden also broke the record for games played in a Canucks uniform on Feb. 16 at COL and finished the season having played 919 games with Vancouver...Won 76 percent of his face-offs (10 of 13), Mar. 6 at CBJ...Scored his 12th goal, Feb. 5 at NJ...Notched his 17th assist, Feb. 3 at NYI...Recorded two points (1-1-2) and was named 3rd star, Jan. 31 at WSH...Scored his 10th goal of the season, Jan. 21 vs TB...Recorded two assists (including 800th career point), Jan. 9 at ANA...Won 14 of 18 face-offs (77 percent), Dec. 16 at NSH...Scored his 8th goal and was 2nd star of the game, Dec. 14 vs CAR...Scored a goal and was 2nd star of the game, Dec. 6 vs MIN...Scored his 5th goal of the season, while playing in his 1,100th career NHL game, Nov. 22 vs TOR...Scored his first goal of the season, the game-winner, and was 2nd star of the game, Oct. 20 vs BUF. **2002-03:** Played 71 games, finishing with 19 goals, 22 assists, 41 points and 30 penalty minutes...Scored his 18th goal of the season, Mar. 28 at LA...Recorded his 22nd assist of the season and finished the game +2, Mar. 27 vs PHX...Notched his 20th and 21st assists, to establish a point streak of four games (2-4-6), Mar. 23 vs WSH...Scored his 17th goal and 19th assist, Mar. 20 vs NSH...Scored his 13th and 14th goals and notched his 17th assist, extending his assist streak to seven games (4-8-12), Feb. 25 vs ATL...Named 3rd star, recording a goal and an assist, extending his point streak to five games (2-6-8), Feb. 22 at EDM...Named 1st star, scoring his 11th goal and notching two assists, Feb. 18 at DET...Recorded his second



## LINDEN vs NHL

TEAM	GP	G	A	PTS	PTM
Anaheim	48	11	8	19	16
Atlanta	10	3	8	11	7
Boston	37	9	12	21	26
Buffalo	40	19	16	35	37
Calgary	97	29	40	69	88
Carolina	39	14	19	33	25
Chicago	55	12	20	32	49
Colorado	60	13	28	41	63
Columbus	19	2	5	7	6
Dallas	58	20	13	33	54
Detroit	54	8	19	27	35
Edmonton	95	36	47	83	36
Florida	22	4	5	9	10
Los Angeles	84	32	28	60	72
Minnesota	33	4	2	6	6
Montreal	34	8	12	20	10
Nashville	22	8	3	11	6
New Jersey	40	9	14	23	12
NY Islanders	30	9	11	20	44
NY Rangers	37	6	16	22	39
Ottawa	23	4	9	13	6
Philadelphia	37	9	15	24	30
Phoenix	78	30	39	69	73
Pittsburgh	36	13	16	29	26
San Jose	55	11	18	29	26
St. Louis	56	13	21	34	25
Tampa Bay	25	12	5	17	10
Toronto	53	14	20	34	23
Vancouver	9	0	2	2	8
Washington	37	6	16	22	12

**Totals 1323 368 487 855 880**





## #16 TREVOR LINDEN



consecutive two point game (0-2-2), Feb. 7 at BUF...Scored his 10th goal and 7th assist, finishing the game with +1, Feb. 5 at CBJ...Signed a new three year contract extension, Jan. 27...Returned to the line-up after missing five games (Dec. 17-26) with an eye injury, and recorded his 4th assist of the season, Dec. 28 vs ANA...Notched his 263rd career goal as a Canuck to lead the club in goals scored, named 1st star of the game, Nov. 25 at MIN...Scored his 262nd goal as a Canuck 14 seconds into the first period, Nov. 20 vs CHI...Returned to the line-up after missing six games with an injured knee (Oct. 10-24) and was honoured for playing 1,000 NHL games, Oct. 24 vs ANA. **2001-02:** Recorded 34 points (12-22-34) in 64 games played with Vancouver...Played his 1,000th NHL game (758th in Canucks uniform), Mar. 26 vs LA...Scored his 6th goal and recorded 3 assists, Jan. 17 at STL...Continued his point streak (four games) with two assists, Jan. 3 vs MTL...Notched his first goal with Vancouver since his return, Nov. 23 at BOS... Notched his first assist (point) with the Canucks since his return and won 17 of 21 face-offs (80%), Nov. 15 vs STL...Played his first game since he re-acquired from Washington, and won 16 of 25 face-offs (64%), Nov. 11 at MIN. **2000-01:** Appeared in 57 games with MTL and 12 games for WSH, recording 15 goals and 22 assists...Tallied his 700th NHL point on a goal against NJ on Apr. 3...Recorded his first Capitals goal and assist against CAR on Mar. 28...Made his Capitals debut against CAR on Mar. 15...Acquired by the Capitals from MTL on the trade deadline of Mar. 13...Scored his 300th NHL goal against COL on Feb. 13...Appeared in his 900th NHL game at BOS on Feb. 1, recording the game-winning goal... Tallied a four-game point streak from Jan. 27 – Feb. 1, (3-4-7), including a three-point game against OTT on Jan. 28 (1-2-3)...Recorded a four-game point streak, which included a four-game assist streak and a three-game goal streak from Oct. 14 – 24, (3-6-9), earning him NHL Player of the Week honors for Oct. 16-22. **1999-00:** Missed a total of 32 games due to injury and recorded four multiple-point games on the season...Scored goals in three consecutive games from Mar.



6-10, including consecutive game-winners against ATL on Mar. 6 and at PIT on Mar. 8...Recorded his fifth-career hat trick, including two power play tallies and a season-high six shots, against EDM on Feb. 8...Missed 20 games with an ankle injury from Dec. 3-Jan. 4 and Jan. 7-22...Recorded a four-game assist streak from Nov. 6-13. **1998-99**: Ranked first on the team in assists (29) and power play goals (8), second in points (47) and third in goals (18)...Tallied nine multiple-point games on the season...Appeared in his 800th NHL game against OTT on Mar. 27...Recorded a four-game point streak from Feb. 12 - 17...Tallied three assists against NJ on Dec. 5...Recorded his 600th NHL point on an assist against PHI on Nov. 25...Recorded a three-point game on two goals and an assist against WSH on Nov. 14. **1997-98**: Appeared in 42 games for Vancouver and 25 games for the NYI, recording 17 goals and 21 assists...On the season, recorded nine multiple-point games and missed 14 games due to injury...Scored his first goal as an Islander against BOS on Mar. 1...Made his Islanders debut against DAL on Feb. 25, recording an assist...Traded to the NYI from Vancouver on Feb. 6...Appeared in his 700th NHL game against PHX on Jan. 21...Recorded four points on two goals and two assists against COL on Oct. 19...Appeared in the Olympics for Canada, playing in six games and recording a goal...Represented Canada in the World Championships, playing in six games and recording a goal and four assists. **1996-97**: Won the NHL's King Clancy Memorial Trophy for humanitarian community contributions...Tallied a career-high four assists, Feb. 6 at DET...Had his NHL-leading consecutive-games played streak end at 482 against DET on Dec. 7 after suffering a sprained knee at PHI on Dec. 1, missing 24 games. **1995-96**: Led the team in power play goals (12) and power play points (30)...Ranked second on the team in goals (33), assists (47) and points (80)...Tied a career high in goals and set career highs in assists and points...Tallied 22 multiple-point games on the season...Recorded his first career playoff hat trick in Game 5 against COL of the quarterfinals...Recorded his 500th NHL point on a goal against COL on Mar. 19...Played in his 600th NHL game at TOR on Mar. 17...Tallied a hat trick and an assist against COL on Mar. 6...Recorded a nine-game point streak from Dec. 1-22, the longest of his career...Scored his 200th NHL goal against LA on Oct. 12...Represented Canada in the World Cup. **1994-95**: Finished first on the team in power play goals (9) and game tying goals (3)...Ranked second on the team in goals (18) and points (40) and finished third in assists (22). **1993-94**: Ranked 2nd on the team in goals (32) and tied for 3rd in power play goals (10)...Vancouver had a 28-0 record when he scored a goal...Set a team record when he scored nine seconds into a game at ANA on Jan. 16...Ranked 5th in the league in playoff scoring with 25 points...Tied for 2nd in the league in playoff goals (12). **1992-93**: Tied a career-high in goals (33), ranking him 3rd on the team...Appeared in all 12 playoff games for Vancouver, tying for 2nd on the team in scoring (13). **1991-92**: Led the team in scoring for the second straight season (75)...Ranked 2nd on the team in goals (31) and power play points (26) and tied for second in assists (44)...Appeared in his 300th NHL game against Hartford on Mar. 7...Recorded his 200th NHL point against WPG on Nov. 5...Set a career high with 28 penalty minutes at the NYI on Feb. 15...Set a career high with assists in eight consecutive games from Nov. 3-19, recording 11 assists...Played in the NHL All-Star Game for the 2nd consecutive season...Was named team captain, making him the youngest captain in the league at age 21. **1990-91**: Led the team in points (70), assists (37) and power play goals (16)...Finished second on the team in goals (33)...Was the youngest player in the NHL All-Star Game, his first appearance...Was one of three team captains...Played in six playoff games, recording a team-high seven assists...Recorded a career-high six-point game (3-3-6) against EDM on Dec. 20...Appeared in 10 games for Canada in the World Championships, recording a goal and four assists. **1989-90**: Ranked second on the team in points (51) and goals (21)...Finished third on the team in assists (30)...Recorded his 100th NHL point against PHI on Feb. 28. **1988-89**: Was named Hockey News Rookie-of-the-Year and finished second to Brian Leetch in Calder Trophy-voting...Became the first Vancouver rookie to be named team MVP...Tied for first on the team in goals (30) and ranked second in points (59)...Led the team in PPG (10), and even-strength points (40)...Made his playoff debut, appearing in all seven games...Recorded four points against CGY in Game Four on Apr. 9...Scored two hat tricks, against MIN on Nov. 17 and against BUF on Nov. 22.

## REGULAR SEASON

## PLAYOFFS

SEASON	CLUB	LEA	GP	G	A	PTS	PIM	GP	G	A	PTS	PIM
1985-86	Medicine Hat	WHL	5	2	0	2	0	-	-	-	-	-
1986-87	Medicine Hat	WHL	72	14	22	36	59	20	5	4	9	17
1987-88	Medicine Hat	WHL	67	46	64	110	76	16	13	12	25	19
<b>1988-89</b>	<b>Vancouver</b>	<b>NHL</b>	<b>80</b>	<b>30</b>	<b>29</b>	<b>59</b>	<b>41</b>	<b>7</b>	<b>3</b>	<b>4</b>	<b>7</b>	<b>8</b>
<b>1989-90</b>	<b>Vancouver</b>	<b>NHL</b>	<b>73</b>	<b>21</b>	<b>30</b>	<b>51</b>	<b>43</b>	-	-	-	-	-
<b>1990-91</b>	<b>Vancouver</b>	<b>NHL</b>	<b>80</b>	<b>33</b>	<b>37</b>	<b>70</b>	<b>65</b>	<b>6</b>	<b>0</b>	<b>7</b>	<b>7</b>	<b>2</b>
<b>1991-92</b>	<b>Vancouver</b>	<b>NHL</b>	<b>80</b>	<b>31</b>	<b>44</b>	<b>75</b>	<b>101</b>	<b>13</b>	<b>4</b>	<b>8</b>	<b>12</b>	<b>6</b>
<b>1992-93</b>	<b>Vancouver</b>	<b>NHL</b>	<b>84</b>	<b>33</b>	<b>39</b>	<b>72</b>	<b>64</b>	<b>12</b>	<b>5</b>	<b>8</b>	<b>13</b>	<b>16</b>
<b>1993-94</b>	<b>Vancouver</b>	<b>NHL</b>	<b>84</b>	<b>32</b>	<b>29</b>	<b>61</b>	<b>73</b>	<b>24</b>	<b>12</b>	<b>13</b>	<b>25</b>	<b>18</b>
<b>1994-95</b>	<b>Vancouver</b>	<b>NHL</b>	<b>48</b>	<b>18</b>	<b>22</b>	<b>40</b>	<b>40</b>	<b>11</b>	<b>2</b>	<b>6</b>	<b>8</b>	<b>12</b>
<b>1995-96</b>	<b>Vancouver</b>	<b>NHL</b>	<b>82</b>	<b>33</b>	<b>47</b>	<b>80</b>	<b>42</b>	<b>6</b>	<b>4</b>	<b>4</b>	<b>8</b>	<b>6</b>
<b>1996-97</b>	<b>Vancouver</b>	<b>NHL</b>	<b>49</b>	<b>9</b>	<b>31</b>	<b>40</b>	<b>27</b>	-	-	-	-	-
<b>1997-98</b>	<b>Vancouver</b>	<b>NHL</b>	<b>42</b>	<b>7</b>	<b>14</b>	<b>21</b>	<b>49</b>	-	-	-	-	-
	<b>NY Islanders</b>	<b>NHL</b>	<b>25</b>	<b>10</b>	<b>7</b>	<b>17</b>	<b>33</b>	-	-	-	-	-
	Canada	Olympics	6	1	0	1	10	-	-	-	-	-
<b>1998-99</b>	<b>NY Islanders</b>	<b>NHL</b>	<b>82</b>	<b>18</b>	<b>29</b>	<b>47</b>	<b>32</b>	-	-	-	-	-
<b>1999-00</b>	<b>Montreal</b>	<b>NHL</b>	<b>50</b>	<b>13</b>	<b>17</b>	<b>30</b>	<b>34</b>	-	-	-	-	-
<b>2000-01</b>	<b>Montreal</b>	<b>NHL</b>	<b>57</b>	<b>12</b>	<b>21</b>	<b>33</b>	<b>52</b>	-	-	-	-	-
	<b>Washington</b>	<b>NHL</b>	<b>12</b>	<b>3</b>	<b>1</b>	<b>4</b>	<b>8</b>	<b>6</b>	<b>0</b>	<b>4</b>	<b>4</b>	<b>14</b>
<b>2001-02</b>	<b>Washington</b>	<b>NHL</b>	<b>16</b>	<b>1</b>	<b>2</b>	<b>3</b>	<b>6</b>	-	-	-	-	-
	<b>Vancouver</b>	<b>NHL</b>	<b>64</b>	<b>12</b>	<b>22</b>	<b>34</b>	<b>65</b>	<b>6</b>	<b>1</b>	<b>4</b>	<b>5</b>	<b>0</b>
<b>2002-03</b>	<b>Vancouver</b>	<b>NHL</b>	<b>71</b>	<b>19</b>	<b>22</b>	<b>41</b>	<b>30</b>	<b>14</b>	<b>1</b>	<b>2</b>	<b>3</b>	<b>10</b>
<b>2003-04</b>	<b>Vancouver</b>	<b>NHL</b>	<b>82</b>	<b>14</b>	<b>22</b>	<b>36</b>	<b>26</b>	<b>7</b>	<b>0</b>	<b>0</b>	<b>0</b>	<b>6</b>
2004-05	Did Not Play											
<b>2005-06</b>	<b>Vancouver</b>	<b>NHL</b>	<b>82</b>	<b>7</b>	<b>9</b>	<b>16</b>	<b>15</b>	-	-	-	-	-
<b>2006-07</b>	<b>Vancouver</b>	<b>NHL</b>	<b>80</b>	<b>12</b>	<b>13</b>	<b>25</b>	<b>34</b>	<b>12</b>	<b>2</b>	<b>5</b>	<b>7</b>	<b>6</b>
<b>VANCOUVER TOTALS</b>			<b>1081</b>	<b>311</b>	<b>410</b>	<b>721</b>	<b>715</b>	<b>118</b>	<b>34</b>	<b>61</b>	<b>95</b>	<b>90</b>
<b>NHL TOTALS</b>			<b>1323</b>	<b>368</b>	<b>487</b>	<b>855</b>	<b>880</b>	<b>124</b>	<b>34</b>	<b>65</b>	<b>99</b>	<b>104</b>

# #1 ROBERTO LUONGO



## REGULAR SEASON

SEASON	CLUB	LEA	GPI	W	L	T/OT	MIN	GA	SO	GAA
1995-96	Val d'Or	QMJHL	23	6	11	4	1201	74	0	3.70
1996-97	Val d'Or	QMJHL	60	32	22	2	3305	171	2	3.10
1997-98	Val d'Or	QMJHL	54	27	20	5	3046	157	7	3.09
1998-99	Val d'Or	QMJHL	21	6	10	2	1176	77	1	3.93
	Acadie-Bathurst	QMJHL	22	14	7	1	1340	74	0	3.31
<b>1999-00</b>	<b>NY Islanders</b>	<b>NHL</b>	<b>24</b>	<b>7</b>	<b>14</b>	<b>1</b>	<b>1292</b>	<b>70</b>	<b>1</b>	<b>3.25</b>
	Lowell	AHL	26	10	12	4	1517	74	1	2.93
<b>2000-01</b>	<b>Florida</b>	<b>NHL</b>	<b>47</b>	<b>12</b>	<b>24</b>	<b>7</b>	<b>2628</b>	<b>107</b>	<b>5</b>	<b>2.44</b>
	Louisville	AHL	3	1	2	0	178	10	0	3.38
<b>2001-02</b>	<b>Florida</b>	<b>NHL</b>	<b>58</b>	<b>16</b>	<b>33</b>	<b>4</b>	<b>3029</b>	<b>140</b>	<b>4</b>	<b>2.77</b>
<b>2002-03</b>	<b>Florida</b>	<b>NHL</b>	<b>65</b>	<b>20</b>	<b>34</b>	<b>7</b>	<b>3627</b>	<b>164</b>	<b>6</b>	<b>2.71</b>
<b>2003-04</b>	<b>Florida</b>	<b>NHL</b>	<b>72</b>	<b>25</b>	<b>33</b>	<b>14</b>	<b>4251</b>	<b>172</b>	<b>7</b>	<b>2.43</b>
2004-05	Did Not Play									
<b>2005-06</b>	<b>Florida</b>	<b>NHL</b>	<b>75</b>	<b>35</b>	<b>30</b>	<b>9</b>	<b>4304</b>	<b>213</b>	<b>4</b>	<b>2.97</b>
	Canada	Olympics	2	1	1	0	119	3	0	1.51
<b>2006-07</b>	<b>Vancouver</b>	<b>NHL</b>	<b>76</b>	<b>47</b>	<b>22</b>	<b>6</b>	<b>4490</b>	<b>171</b>	<b>5</b>	<b>2.29</b>
<b>VANCOUVER TOTALS</b>			<b>76</b>	<b>47</b>	<b>22</b>	<b>6</b>	<b>4490</b>	<b>171</b>	<b>5</b>	<b>2.29</b>
<b>NHL TOTALS</b>			<b>417</b>	<b>162</b>	<b>190</b>	<b>48</b>	<b>23,624</b>	<b>1,037</b>	<b>32</b>	<b>2.63</b>

## PLAYOFFS

GPI	W	L	MIN	GA	SO	GAA
3	0	1	68	5	0	4.41
13	8	5	777	44	0	3.40
17	14	3	1019	37	2	2.18
-	-	-	-	-	-	-
23	16	6	1400	64	0	2.74
-	-	-	-	-	-	-
6	3	3	359	18	0	3.01
-	-	-	-	-	-	-
-	-	-	-	-	-	-
-	-	-	-	-	-	-
-	-	-	-	-	-	-
-	-	-	-	-	-	-
-	-	-	-	-	-	-
-	-	-	-	-	-	-
-	-	-	-	-	-	-
12	5	7	847	25	0	1.77
12	5	7	847	25	0	1.77

## CAREER

Most Saves/Game	57	Feb. 27. 02 vs. DET (3-2 OTL)
Longest Undefeated Streak	8 games	(6-0-2) Mar. 13-29. 07
Consecutive Starts	22	Jan. 7 - Mar. 15. 06
Career Shutouts	32	

## NHL FIRSTS

First Game	Nov. 28. 99 vs BOS
First Win	Nov. 28. 99 vs BOS
First Shutout	Dec. 27. 99 vs BOS

## ACQUIRED

From Florida alongside Lukas Krajicek and a sixth round draft pick in 2006 in exchange for Bryan Allen, Alex Auld and Todd Bertuzzi on June 23, 2006.

## PERSONAL

Roberto's nickname is Louie...His favorite player growing up was Grant Fuhr...Roberto and his wife Gina spend the off-season in Montreal and Florida...Roberto founded his own charity called Louie Saves Lives...Before the game he likes to sit in the stands and tape his stick...He also likes to play poker, golf and watch movies...Roberto's first job was selling shoes in his father's shoe store.

## 2006-07 SEASON

Posted a record of 47-22-6 and a GAA of 2.29...Set career highs for wins (47) and longest undefeated streak (8 games: 6-0-2 from Mar. 13-29)...Won the team's Molson Cup Award for most game star selections during the season; the Cyclone Taylor Award for Canucks M.V.P.; and the team's Most Exciting Player Award...Finished second in the league with most wins (47), tying Bernie Parent's former league record with most wins in a single season...Ranked tied for 6th in the league for GAA (2.29) and Shutouts (5) and was 4th in the league in save percentage (.921)...Posted his league-leading 45th win, stopping 32 of 34 shots and was named third star of the game, Mar. 29 at LA...Made 34 saves for his fifth shutout of the season; named first star, Mar. 27 at COL...Posted his fourth shutout this season, stopping 20 shots and was named first star, Mar. 21 vs NSH...Stopped 36 of 37 shots for his 42nd win of the season and was named first star of the game, Mar. 19 at EDM...Earned his 40th win of the season, Mar. 15 vs STL...Posted his 39th win, named second star and set a new franchise record for most wins by a Vancouver goaltender in a single season, Mar. 9 at SJ...Recorded his 38th win to tie the franchise record for most wins by a goaltender in a single season, Mar. 6 vs TB...Set a new single-season career high after posting his 36th win, Mar. 1 vs PHX...Played his 400th career NHL game, Feb. 27 at STL...Won 30th game of the season and set new franchise record becoming first Canucks goalie to win 30 games in his first season with the club, Feb. 6 at EDM...Named NHL's 'Third Star' for January after posting an 8-1-2 record, 1.86 GAA, .945 Save Percentage and one shutout in 11 games played...Stopped 38 of 39 shots for the win and was named first star, Jan. 28 vs SJ...Earned first star honours, stopping 40 of 43 shots, Jan. 26 vs LA...Represented the Canucks at the 2007 All-Star Game in Dallas, Jan. 24...Named first star making 34 saves for the win, Jan. 18 at OTT...Recorded his 30th career shutout with 30 saves made and was named first star, Jan. 16 at MTL...Posted 35 saves for the win and was named first star, Jan. 13 at TOR...Named first star after stopping 39 of 40 shots, Jan. 3 vs DAL...Stopped 26 of 27 shots for the win and was named first star, Dec. 26 at CGY...Named first star after facing 41 shots and making 40 saves, Dec. 2 vs COL...Posted his second shutout of the season, his 12th win and earned first star honours, Nov. 28 vs CBJ...Recorded his first shutout in a Vancouver uniform (28th career shutout), stopping 32 shots, Oct. 25 at CHI...Earned his first win in his first start in a Canucks uniform, stopping 27 of 28 shots and was named 2nd star of the game, Oct. 5 at DET. **2007 STANLEY CUP PLAYOFFS:** Posted a GAA of 1.77 and record of 5-7 in 12 playoff games...Made 56 saves in 80:56; named second star, May 3 at ANA...Registered his first win of the Western Conference Semi-Final, making 43 saves in 87:49; named first star, Apr. 27 at ANA...Won his first playoff series with 19 saves and was named first star, Apr. 23 vs DAL...Named third star after registering 28 saves, Apr. 21/07 at DAL...Made 29 saves in four periods of hockey and was named the third star, Apr. 19 vs DAL...Named first star, winning his third career postseason game and stopping 26 of 27 shots, Apr. 17 at DAL...Earned his second victory of the 2007 Playoffs, making 29 saves in 67:47 played, Apr. 15 at DAL...Named first star in his Stanley Cup Playoff debut, setting the NHL record for most shots faced by a goaltender and most shots faced in his first Playoff game (76), tying for the second highest number of saves all-time (72) and recording his first postseason win, Apr. 11 vs Dallas.

## CAREER

**2005-06:** Set a Panthers franchise record with his 107th career win, Apr. 13 at OTT...Made 42 saves for the win, tying a Panthers all-time franchise mark with his 106th victory, Apr. 1 vs TB...Stopped 31 shots for the win, Mar. 29 at PIT...Made 34 saves for his fifth consecutive win, Mar. 27 at BOS...Turned away 26 shots for the win, Mar. 24 vs NYR...Made 28 saves for the win, Mar. 22 vs WSH...Turned away 29 shots for the victory, Mar. 20 vs TB...Made 37 saves, including three shootout stops for the win, Mar. 18 at WSH...Stopped 39 shots for his third consecutive win, Mar. 11 vs CAR...Made 24 saves for the win, Mar. 10 vs CAR...Turned away 33 shots for the win, Mar. 8 vs OTT...Made 32 saves for the win, Feb. 28 at TB...Picked up his fourth shutout and recorded 44 saves in a win, Feb. 7 at WSH...Made 37 saves for the win, Feb. 3 vs ATL...Recorded his 100th career win with a 4-0 shutout victory over NJ, Jan. 27...Made 48 saves in a 3-2 overtime win over TB, Jan. 24...Stopped 35 shots for the win, Jan. 12 vs STL...Made 33 saves for the win, Jan. 8 at WSH...Turned away 28 of 29 shots for the win, Jan. 1 at BUF...Stopped 27 shots for the win, Dec. 30 vs MTL...Made 34 saves for the win, Dec. 28 vs BOS...Turned away 27 shots for the win, Dec. 22 vs BUF...Made 53 saves in a 3-2 win, Dec. 18 at WSH...Turned away 34 shots for the win, Dec. 15 vs DET...Made 31 saves for the win, Dec. 13 vs NSH...



# #1 ROBERTO LUONGO



Stopped 35 shots for the win, Dec. 3 vs CHI...Made 37 saves for the win, Dec. 1 vs WSH...Stopped 36 shots for the win, Nov. 25 vs PIT...Turned away 38 for the victory, Oct. 25 at PIT...Blocked 29 shots for the win, Oct. 20 vs WSH...Turned away 32 shots for the win, Oct. 15 vs BUF...Stopped 29 of 30 shots for the win, Oct. 10 at NYI...Turned away 27 shots for his 25th career shutout, Oct. 7 vs TB...Stopped 34 shots for his 24th career shutout, Oct. 5 vs ATL. **2004-2005:** Appeared in two games with team Canada in the World Championships, posting a winning record (1-0-1): 40 saves and one shutout...Helped team Canada win the 2004 World Cup Tournament, posting a winning record (1-0-0) with 37 saves. **2003-04:** Completed his fifth NHL season, fourth with FLA, setting NHL records for saves (2,303) and shots against (2,475)...Set career highs and franchise records for games (72), minutes played (4,252), shutouts (7), consecutive shutout minutes (182:37, Feb. 21-27), consecutive starts and games played by a goaltender (both with 18 from Nov. 29 - Jan. 10), saves (2,303), shots against (2,475) and highest save percentage (.931)...Tied franchise record and set career high for most ties in a season (14)...Set a career best in goals-against average (2.43)...Ranked third among NHL goaltenders in save percentage (.931), first in ties (14), third in minutes (4,252), fourth in games (72) and fifth in shutouts (7)...Set career highs in assists (3) and wins (25), becoming only the second Panthers goaltender to record as many as 25 wins in a season (John Vanbiesbrouck)...Finished the season as the NHL's active shutout leader prior to turning 25 years old, with 23, topping Martin Brodeur's 22...Finalist for the Vezina Trophy and finished third in the voting...Finalist for the Lester B. Pearson Award...Finished sixth in voting for the Hart Trophy...Set season high with 50 saves in 2-1 win vs TB, Jan. 17 and stopped 50 more on 54 shots in a 6-4 win vs NYI, Mar. 17...Posted franchise record seventh shutout of the season with 29 saves Mar. 2 at WSH in a 1-0 win...Shut out back-to-back opponents with 38-save effort in 2-0 win at BOS Feb. 23 and 33-save effort in 4-0 win vs TOR, Feb. 25...Made first ever NHL All-Star Game appearance, winning the SuperSkills goalie competition and stopping 8-of-9 shots in the third period in a 6-4 victory for the Eastern Conference...Went 3-for-3 in stopping penalty shots on the season: thwarted Alexander Korolyuk Feb. 3 at SJ, stopped P.J. Axelsson Jan. 24 at BOS and denied Michael Peca vs NYI Nov. 19...He is now 4-for-4 in his career against penalty shots...Played in his 200th game as a Panther on Dec. 22 at OTT (42 saves in a 3-2 OTL)...Posted his 50th win as a Panther Oct. 22 at NJ with 32 saves in a 2-1 victory...Played in his 200th career NHL game Oct. 20 at NYR (3-1 loss). **2002-03:** Completed his fourth NHL season, third



with FLA, going 20-34-7 with six shutouts, a 2.71 GAA and a .918 SV%....Stopped 39 shots in 1-1 tie, Mar. 29 at TB...Missed Mar. 27 at STL with a bruised knee...Made 40 saves in 2-1 win, Mar. 10 at NYR...Made season-high 44 saves in 4-2 victory, Feb. 22 at PHI...Stopped all 24 shots Feb. 18 at MTL for sixth shutout (3-0) of season...Made 28 saves in 6-0 shutout, Feb. 6 at PIT...Broke his own franchise record with a 144:51 scoreless streak that was snapped, Jan. 20 vs MTL...Posted back-to-back shutouts Jan. 15-18, making 27 saves vs BOS Jan. 15 and 35 saves vs PIT Jan. 18...Recorded 40 saves in 3-3 tie, Dec. 21 at BOS...Stopped 30 shots in 3-0 shutout, Dec. 20 at BUF...Made 40 saves in 2-0 shutout victory, Dec. 6 at CAR...Missed three games Nov. 7-11 with back spasms...Won gold medal with Team Canada at the 2003 World Championships in Finland, stopping 37 of 39 shots in the gold medal game...Went 4-0 in the tourney with one shutout and a 1.98 GAA. **2001-02:** Finished 16-33-4 in 58 games with four shutouts, a 2.77 GAA and .915 SV%...Suffered torn ligament in right ankle Mar. 20 vs MTL and missed the final 13 games of the season...Set Panthers records with 57 saves and 60 shots faced in 3-2 OTL, Feb. 27 vs DET...Made 37 saves for Team Melrose to win inaugural NHL YoungStars Game at All-Star weekend in LA on Feb. 1...Posted 23-save, 2-0 shutout, Dec. 5 vs CBJ...Stopped 30 shots in 6-0 shutout, Nov. 21 vs ANA...Made 44 saves in 1-0 OT loss, Nov. 17 at MTL...Posted 2-0 shutout (17 saves), Nov. 7 vs PIT...Recorded 5-0 shutout (28 saves), Oct. 7 at TB. **2000-01:** Completed first full NHL season, going 12-24-7 with then-franchise record five shutouts, a 2.44 GAA and a .920 SV%...Tied for sixth in the NHL in save percentage and tied the second-best save percentage for a rookie in NHL history (Manny Fernandez, 1999-00)...Tied for 13th in NHL with five shutouts...Finished season with 25-save 3-0 shutout, Apr. 7 vs NYR...Made 28 saves on Mar. 11 at NYI to win 4-1 in first start on Long Island since being traded to FLA...Set season high with 43 saves in a 4-2 loss, Feb. 22 at OTT...Recorded 35 saves in a 3-0 win, Feb. 19 vs STL...Notched first road win with Florida in 3-2 win (33 saves), Jan. 22 at BOS...Shut out Boston 3-0 (24 saves) at home, Jan. 29...Made 30 saves in a 2-0 home blanking of DAL, Jan. 15...Set franchise record for consecutive scoreless minutes (130:35) over four-game span, Dec. 22-30...Made 21 saves to earn his first win as a Panther Nov. 25, 2-1 vs TB in OT...It was the first victory by a rookie goalie in Panthers history...Became the first rookie in Panthers history to record a shutout with 0-0 tie (20 saves), Oct. 22 at MIN...Made Panthers debut losing 4-2 (22 saves), Oct. 9 at BOS. **1999-00:** Finished with a record of 17-14-1, a 3.25 GAA and .904 SV% in 24 games with the NYI...Notched back-to-back victories Jan. 26 vs ANA and Jan. 29 vs SJ...Stopped his first career NHL penalty shot (Dan Kesa), Jan. 13 at TB...Recorded first NHL shutout Dec. 27 vs BOS (3-0) with 34 saves...Made a then-career high 46 saves Dec. 19 in 5-3 win vs NJ...Made NHL debut and won his first career NHL game with a 43-save effort Nov. 28 at BOS in a 2-1 victory...His 43 saves in NHL debut established a new NYI record...Played 26 games with Lowell (AHL), posting a record of 10-12-4, one shutout and a 2.93 GAA...Also played six playoff games with the Lock Monsters, finishing 3-3 with a 3.01 GAA and adding an assist. **1998-99:** Completed junior hockey career with 22-game stint with Acadie-Bathurst (QMJHL), finishing 14-7-1 with a 3.31 GAA...Led all QMJHL goaltenders in playoff games played (23), wins (16) and minutes (1,400) and finished 16-6 overall in the postseason, with a 2.74 GAA, as he led his club to the Memorial Cup Finals...Began season with Val d'Or, compiling a 6-10-2 mark in 21 games, with a shutout and a 3.93 GAA. **1997-98:** Drafted first round, fourth overall in the 1997 NHL Entry Draft by the NYI, making him the highest drafted goaltender in league history at that date...Appeared in 54 games with Val d'Or, finishing 27-20-5, while establishing team records in GAA (3.09) and a QMJHL-record seven shutouts...Led QMJHL goaltenders in playoff games (17), victories (14), minutes (1,019), shutouts (2) and GAA (2.18) in leading the Foreurs to an appearance in the Memorial Cup Finals. **1996-97:** Played 60 games with Val d'Or, winning a team-record 32 times...Finished 32-22-2 with two shutouts and a 3.10 GAA...Went 8-5 in 13 playoff games, with a 3.40 GAA. **1995-96:** Appeared in 23 games in his rookie season with Val d'Or, finishing 6-11-4 with a 3.70 GAA...Was 0-1 in three playoff games, with a 4.41 GAA.

## LUONGO vs NHL

TEAM	GPI	MINS	GA	SOG	SO	W	L	T/OT	WIN%	GAA	SV%
Anaheim	10	511	19	255	1	4	5	0	.444	2.23	.925
Atlanta	23	1230	61	668	1	8	11	2	.429	2.98	.909
Boston	22	1244	52	702	4	10	8	3	.548	2.51	.926
Buffalo	15	903	30	477	1	7	6	2	.533	1.99	.937
Calgary	10	571	30	306	0	4	5	1	.450	3.15	.902
Carolina	25	1412	61	801	1	9	12	4	.440	2.59	.924
Chicago	10	552	20	294	1	4	4	1	.500	2.17	.932
Colorado	12	715	37	365	1	3	8	1	.292	3.10	.899
Columbus	8	488	15	203	3	4	2	2	.625	1.84	.926
Dallas	10	559	18	290	2	4	4	1	.500	1.93	.938
Detroit	10	613	25	370	0	4	5	1	.450	2.45	.932
Edmonton	12	716	32	348	0	7	4	1	.625	2.68	.908
Florida	2	125	5	67	0	2	0	0	1.000	2.40	.925
Los Angeles	8	479	20	264	0	4	3	1	.563	2.51	.924
Minnesota	14	786	39	372	1	4	7	3	.393	2.98	.895
Montreal	20	1171	49	651	2	7	7	5	.500	2.51	.925
Nashville	11	594	23	302	1	3	4	3	.450	2.32	.924
New Jersey	17	962	52	561	1	4	13	0	.235	3.24	.907
NY Islanders	18	930	43	538	0	4	9	2	.333	2.77	.920
NY Rangers	18	1029	48	583	1	5	10	2	.353	2.80	.918
Ottawa	16	844	48	549	0	4	11	1	.281	3.41	.913
Philadelphia	11	546	30	351	0	2	5	3	.350	3.30	.915
Phoenix	6	324	17	163	0	2	4	0	.333	3.15	.896
Pittsburgh	20	1193	58	633	4	12	7	1	.625	2.92	.908
San Jose	10	563	30	301	0	4	5	1	.450	3.20	.900
St. Louis	10	586	21	289	1	5	5	0	.500	2.15	.927
Tampa Bay	25	1468	59	808	3	12	10	2	.542	2.41	.927
Toronto	14	790	32	429	1	6	6	2	.500	2.43	.925
Vancouver	2	99	5	49	0	0	1	0	.000	3.03	.898
Washington	28	1622	58	870	2	14	9	3	.596	2.15	.933
<b>Totals</b>	<b>417</b>	<b>23,624</b>	<b>1,037</b>	<b>12,859</b>	<b>32</b>	<b>162</b>	<b>190</b>	<b>48</b>	<b>.465</b>	<b>2.63</b>	<b>.919</b>



# #4 AARON MILLER



## REGULAR SEASON

## PLAYOFFS

SEASON	CLUB	LEA	GP	G	A	PTS	PIM	GP	G	A	PTS	PIM
1989-90	U. of Vermont	NCAA	31	1	15	16	24	-	-	-	-	-
1990-91	U. of Vermont	NCAA	30	3	7	10	22	-	-	-	-	-
1991-92	U. of Vermont	NCAA	31	3	16	19	28	-	-	-	-	-
1992-93	U. of Vermont	NCAA	30	4	13	17	16	-	-	-	-	-
1993-94	Quebec	NHL	1	0	0	0	0	-	-	-	-	-
	Cornwall	AHL	64	4	10	14	49	13	0	2	2	10
1994-95	Quebec	NHL	9	0	3	3	6	-	-	-	-	-
	Cornwall	AHL	76	4	18	22	69	-	-	-	-	-
1995-96	Colorado	NHL	5	0	0	0	0	-	-	-	-	-
	Cornwall	AHL	62	4	23	27	77	8	0	1	1	6
1996-97	Colorado	NHL	56	5	12	17	15	17	1	2	3	10
1997-98	Colorado	NHL	55	2	2	4	51	7	0	0	0	8
1998-99	Colorado	NHL	76	5	13	18	42	19	1	5	6	10
1999-00	Colorado	NHL	53	1	7	8	36	17	1	1	2	6
2000-01	Colorado	NHL	56	4	9	13	29	-	-	-	-	-
	Los Angeles	NHL	13	0	5	5	14	13	0	1	1	6
2001-02	Los Angeles	NHL	74	5	12	17	54	7	0	0	0	0
	United States	Olympics	6	0	0	0	4	-	-	-	-	-
2002-03	Los Angeles	NHL	49	1	5	6	24	-	-	-	-	-
2003-04	Los Angeles	NHL	35	1	2	3	32	-	-	-	-	-
2004-05	Did not play											
2005-06	Los Angeles	NHL	56	0	8	8	27	-	-	-	-	-
2006-07	Los Angeles	NHL	82	0	8	8	60	-	-	-	-	-
NHL TOTALS			620	24	86	110	390	80	3	9	12	40



## CAREER

**Most Goals in a Game:** 2 Dec. 16. 01 at ANA  
**Most Assists in a Game:** 2 Several Times (Latest Nov. 4. 06 at PHX)  
**Most Points in a Game:** 3 Nov. 18. 00 vs COL  
**Career Hat Tricks:** 0

## NHL FIRSTS

**First Game:** Jan. 15. 94 vs WSH  
**First Goal:** Oct. 11. 96 at CHI  
**First Assist:** Mar. 30. 95 at NYR

## ACQUIRED

Signed as a free agent July 9, 2007.

## PERSONAL

Aaron and his wife, Kristy, have two daughters, Grace and Ava and one son, Sullivan ... Favourite movie is Clockwork Orange..... Favourite singer is Bruce Springsteen ... Favourite food is chicken wings ... Enjoys fishing and golfing.

## 2006-07 SEASON

Played a complete 82-game season with the Los Angeles Kings, recording eight points (0-8-8) and 60 penalty minutes...Notched an assist Apr. 1 at SJ...Recorded an assist on Mar. 18 at ANA...Recorded two assists Nov. 4 at PHX...Played his 600th career NHL game on Jan. 30 at CGY.

## CAREER

**2005-06:** Finished second on the club with 118 blocked shots...Averaged 18:26 of ice time/game...Skated in his 500th NHL game on Nov. 13, at CBJ...Recorded his 100th NHL point with an assist on Mar. 13 at SJ. **2004-05:** Represented Team USA at the 2004 World Cup of Hockey and the 2005 World Championship in Austria. **2003-04:** Began the season on the injured reserve list while recovering from a fractured left wrist sustained during training camp...Made season debut vs Vancouver on Oct. 30...Scored a goal at Nov. 27 at PHX...Averaged 18:59 of ice time/game. **2002-03:** Missed the first 13 games of the season while recovering from sports hernia surgery...Made his season debut Nov. 8 at OTT...Played his 400th NHL game on Nov. 9 at MTL...Scored his only goal of the season on Feb. 11, at NSH...Averaged 21:29 of ice time/game. **2001-02:** Named the Kings "Outstanding Defenseman" and "Best Defensive Player" in voting by the local media...Teammates also selected him as the "Unsung Hero"...Led all players with 147 blocked shots...Shared the team lead with a plus-14 rating...Ranked third on the club with 153 hits and an average of 22:20 ice time/game...His five goals matched a career high...three of the five goals served as game-winners...Had the first two-goal game of his career on Dec. 16 at ANA, with his second goal serving as the overtime game winner -- the first overtime short-handed goal in club history...Registered a career high four-game scoring streak from Jan. 21-28 (0-4-4). **2000-01:** Started season with Colorado and was acquired by Los Angeles on Feb. 21...Averaged 18:55 of ice time/game during the season and 24:04 of ice time/game in his 12 full contests with LA...Played his 300th NHL game on Jan. 26 vs CHI...Had his first career three-point game (1-2-3) on Nov. 18 vs LA. **1999-00:** Scored his first goal of the season on Jan. 27 at CHI...Equalled a career high with two assists Feb. 18 at NYR. **1998-99:** Established NHL career highs in assists (13), points (18) and games played (76)...Also equalled his career high with five goals...Was a plus or even in 53 of his 76 games...Scored the game-winning goal on Mar. 26 vs WSH...Appeared in his 200th NHL game Apr. 11 vs STL. **1997-98:** Appeared in his 100th NHL game Jan. 24 vs DAL...Notched his first assist of the season on Apr. 11 at LA. **1996-97:** Led all NHL rookies and finished third on his club in plus/minus with a plus-15 rating...Was a plus or even in 44 of his 56 games...Recorded his first NHL goal, a game-winner Oct. 11 at CHI...Three of his five goals on the season were game-winners...Had five multi-point games. **1995-96:** Recalled on four separate occasions by Colorado from their AHL affiliate in Cornwall...Finished fourth among Cornwall defensemen in scoring with four goals and 23 assists. **1994-95:** Recalled by Quebec at the end of the shortened NHL season and played nine games with a plus-2 rating...His first NHL points came at the New York Rangers with a pair of assists on Mar. 30th. **1993-94:** Recalled from Cornwall and made his NHL debut on Jan. 15 vs WSH.



THE PLAYERS

## MILLER vs NHL

TEAM	GP	G	A	PTS	PIM
Anaheim	38	3	6	9	35
Atlanta	5	0	2	2	4
Boston	10	0	0	0	8
Buffalo	10	0	0	0	18
Calgary	37	0	3	3	14
Carolina	13	0	3	3	6
Chicago	28	2	0	2	33
Colorado	15	0	3	3	16
Columbus	19	1	3	4	6
Dallas	38	0	1	1	32
Detroit	33	1	7	8	34
Edmonton	32	2	6	8	22
Florida	13	0	1	1	9
Los Angeles	18	2	6	8	7
Minnesota	16	1	2	3	6
Montreal	11	0	2	2	8
Nashville	28	1	5	6	16
New Jersey	11	0	1	1	6
NY Islanders	13	2	2	4	6
NY Rangers	11	1	5	6	4
Ottawa	10	0	0	0	10
Philadelphia	12	0	3	3	6
Phoenix	37	1	9	10	14
Pittsburgh	11	0	0	0	4
San Jose	41	1	5	6	18
St. Louis	32	2	2	4	10
Tampa Bay	15	1	4	5	8
Toronto	12	0	1	1	4
Vancouver	34	2	2	4	14
Washington	17	1	2	3	10
<b>Totals</b>	<b>620</b>	<b>24</b>	<b>86</b>	<b>110</b>	<b>390</b>



# #8 WILLIE MITCHELL



## REGULAR SEASON

## PLAYOFFS

SEASON	CLUB	LEA	GP	G	A	PTS	PIM	GP	G	A	PTS	PIM
1997-98	Clarkson	ECAC	34	9	17	26	105	-	-	-	-	-
1998-99	Clarkson	ECAC	34	10	19	29	40	-	-	-	-	-
	Albany	AHL	6	1	3	4	29	-	-	-	-	-
1999-00	New Jersey	NHL	2	0	0	0	0	-	-	-	-	-
	Albany	AHL	63	5	14	19	71	5	1	2	3	4
2000-01	New Jersey	NHL	16	0	2	2	29	-	-	-	-	-
	Minnesota	NHL	17	1	7	8	11	-	-	-	-	-
	Albany	AHL	41	3	13	16	94	-	-	-	-	-
2001-02	Minnesota	NHL	68	3	10	13	68	-	-	-	-	-
2002-03	Minnesota	NHL	69	2	12	14	84	18	1	3	4	14
2003-04	Minnesota	NHL	70	1	13	14	83	-	-	-	-	-
2004-05	Did Not Play											
2005-06	Minnesota	NHL	64	2	6	8	87	-	-	-	-	-
	Dallas	NHL	16	0	2	2	26	5	0	0	0	2
2006-07	Vancouver	NHL	62	1	10	11	45	12	0	1	1	12
VANCOUVER TOTALS			62	1	10	11	45	12	0	1	1	12
NHL TOTALS			384	10	62	72	433	35	1	4	5	28

## CAREER

<b>Most Goals in a Game</b>	1	Several times (latest Jan. 11, 07 vs MIN)
<b>Most Assists in a Game</b>	2	Several times (latest Mar. 4, 07 vs MIN)
<b>Most Points in a Game</b>	2	Several times (latest Mar. 4, 07 vs MIN)
<b>Career Hat Tricks</b>	0	

## NHL FIRSTS

<b>First Game</b>	Mar. 25, 00 at TOR
<b>First Goal</b>	Mar. 25, 01 vs VAN
<b>First Assist</b>	Oct. 6, 00 vs MTL

## ACQUIRED

Signed by Vancouver as an unrestricted free agent on July 1, 2006.

## PERSONAL

Wille and wife Megan reside in Port McNeill, B.C. during the Summer...Grandfather Les Mitchell played in the West Coast Hockey League and earned a tryout at the NYR camp during the Original Six days...Most memorable NHL moment was playing in his first Saturday night Hockey Night in Canada game at Toronto...Loves to spend time salmon fishing, fly fishing, hiking, mountain biking and camping when away from the rink...Followed the Canucks growing up and his favorite players were Cam Neely and Jeremy Roenick...Began playing hockey at the age of four...Recognizes his mom, Nadja, and his dad, Reid, as the two people who most influenced his hockey career...Favorite movie is "Wedding Crashers" and favourite T.V. show is SportsCenter...First job as a kid was working at a logging camp...Most memorable moment away from the rink was catching a 50-pound salmon with his dad at Rivers Inlet, B.C.

## 2006-07 SEASON

Concluded his first season with the Canucks, recording 11 points (1-10-11) and 45 penalty minutes in 62 games...Had two assists and was named third star of the game, Mar. 4 vs MIN...Recorded his 7th assist, Feb. 22 at LA...Earned two assists, his 5th and 6th of the season, Feb. 18 vs COL...Registered four blocked shots, Feb. 10 vs ATL...Notched his fourth assist, Feb. 6 at EDM...Recorded his first goal as a Vancouver Canuck, Jan 11 vs MIN...Led all skaters in ice-time with 26:46 and blocked a team-high four shots, Dec. 30 at EDM...Registered one assist and five blocked shots, Dec. 27 vs CGY...Recorded one assist and five blocked shots and was named second star, Dec. 14 vs CGY...Returned to the line-up and logged 22:53 of ice-time and was named second star after missing nine games with a concussion, Nov. 14 vs DET...Notched his first point as a Canuck, an assist, Oct. 8 at COL...Played his first game in a Vancouver uniform on opening night, Oct. 5 at DET. **2007 STANLEY CUP PLAYOFFS:** Recorded 12 penalty minutes and one assist in 12 playoff games...Recorded four blocked shots, May 1 vs ANA...Notched his first point of the Playoffs, an assist, Apr. 17 at DAL.

## CAREER

**2005-06:** Appeared in five playoff games for the Stars...Registered his first point as a Star with an assist, Mar. 16 at LA...Debuted in a Stars uniform and was the only DAL player to earn a plus rating in the game (+1), Mar. 11 at VAN...Was acquired by the Stars on Mar. 9 with a second round pick in 2007 from MIN in exchange for Martin Skoula and Shawn Belle...Scored his second goal of the season, Dec. 13 at NYL...Named captain of the Wild for the month of Dec...Registered one assist and was a +3, Nov. 25 vs STL...Recorded one assist, Oct. 28 vs CBJ...Tallied his first goal of the year and posted a +4 rating, Oct. 19 vs SJ. **2004-05:** Did not play during the 2004-2005 season. **2003-04:** Posted 14 points (1-13-14) and 83 PIM in a career-high 70 games in third full season with Wild...Ranked tied for first in plus/minus (+12), second in average ice time (22:35) and fourth in PIM...Established a career-high for assists in a season and matched his career-high point total...Racked up career-high 17 PIM, Jan. 23 at ANA...Missed a total of 12 games due to injury, including 10 with a sprained left knee, Nov. 22-Dec. 13. **2002-03:** Registered career-highs in points (14), shots (67) and PIM (84)...Ranked third on the team with a career-best +13 rating...Notched a helper in Game Six win to give him a point in back-to-back playoff games for the first time in his career, Apr. 21 vs COL...Tallied Wild's first goal and earned 3rd star honors in Game Five playoff win, Apr. 19 at COL...Picked up his first playoff point with an assist in Game Two of Western Conference Quarterfinals, Apr. 12 at COL...Ranked second in scoring among Wild blueliners in the post-season...Recorded lone multi-point game of campaign with a goal and an assist, Dec. 10 vs TB...Notched his 14th point of the season with an assist to establish a new career-high for points in a year, Mar. 23 vs DET...Recorded a season-high seven shots on goal, Feb. 27 at MTL...Potted his second goal of the year and his first game winner, Mar. 4 vs NYL...Picked up his fourth assist in five games with a helper on a game winning goal, Oct. 31 vs SJ...Posted an assist in a season-high three consecutive games, Oct. 24-27...Skated in his 100th career NHL game, Oct. 12 at STL. **2001-02:** Played in 68 games during second NHL season and first full year with MIN...Established career-high with three goals and finished the year with 13 points (3-10-13)...Ranked third on the team in average ice time (24:16)...Finished third among Wild defencemen in scoring...Recorded lone multi-point game of campaign with a pair of assists, Feb. 27 at ANA...Scored first game-winning goal of NHL career, Oct. 7 at LA. **2000-01:** Split his first full NHL season between MIN and NJ...Appeared in 33 total games and registered one goal, nine assists and 40 PIM...Skated in 17 games and recorded eight points (1-7-8) with Wild after being acquired in trade from Devils, Mar. 4...Ranked first on team with +4 rating...Finished season with career-best four-game point-scoring streak (0-5-5), Apr. 2-8...Posted first multi-point game of NHL career with two assists, Apr. 6 vs CBJ...Scored his first NHL goal, Mar. 25 vs VAN...Played in 16 games with NJ and 39 with Albany (AHL) before being dealt to MIN...Notched two assists and 29 PIM with Devils...Posted first NHL point with assist, Oct. 6 vs MTL. **1999-00:** Spent majority of season with Albany of the AHL...Skated in 63 games with River Rats and recorded five goals and 19 points (5-14-19)...His 19 points ranked fourth among defencemen on the club...Tallied a goal and two assists in five games with Albany during the Calder Cup playoffs...Recalled to NJ and made NHL debut, Mar. 25 at TOR...Registered points (2-1-3) in season-high three consecutive games, Mar. 17-19.



THE PLAYERS

## MITCHELL vs NHL

TEAM	GP	G	A	PTS	PIM
Anaheim	21	0	2	2	39
Atlanta	7	0	1	1	2
Boston	7	0	0	0	6
Buffalo	6	0	2	2	4
Calgary	22	0	4	4	42
Carolina	5	0	0	0	4
Chicago	18	1	1	2	11
Colorado	29	0	12	12	26
Columbus	20	0	4	4	8
Dallas	15	0	2	2	4
Detroit	20	1	5	6	16
Edmonton	26	1	2	3	31
Florida	5	0	0	0	0
Los Angeles	19	1	2	3	16
Minnesota	8	1	3	4	4
Montreal	6	0	1	1	12
Nashville	16	0	0	0	12
New Jersey	5	1	0	1	6
NY Islanders	5	1	1	2	4
NY Rangers	7	0	2	2	8
Ottawa	8	0	0	0	4
Philadelphia	7	0	1	1	8
Phoenix	22	0	3	3	38
Pittsburgh	7	0	2	2	17
San Jose	21	1	5	6	14
St. Louis	18	0	3	3	27
Tampa Bay	5	1	1	2	9
Toronto	4	0	0	0	2
Vancouver	22	1	2	3	53
Washington	3	0	1	1	6

**Totals 384 10 62 72 433**



# #7 BRENDAN MORRISON



## REGULAR SEASON

## PLAYOFFS

SEASON	CLUB	LEA	GP	G	A	PTS	PIM	GP	G	A	PTS	PIM
1993-94	U. of Michigan	NCAA	38	20	28	48	24	5	2	7	9	2
1994-95	U. of Michigan	NCAA	39	23	53	76	42	5	1	11	12	6
1995-96	U. of Michigan	NCAA	35	28	44	72	41	7	6	9	15	4
1996-97	U. of Michigan	NCAA	43	31	57	88	52	6	6	8	14	8
1997-98	New Jersey	NHL	11	5	4	9	0	3	0	1	1	0
	Albany River Rats	AHL	72	35	49	84	44	8	3	4	7	19
1998-99	New Jersey	NHL	76	13	33	46	18	7	0	2	2	0
1999-00	New Jersey	NHL	44	5	21	26	8	-	-	-	-	-
	Vancouver	NHL	12	2	7	9	10	-	-	-	-	-
2000-01	Vancouver	NHL	82	16	38	54	42	4	1	2	3	0
2001-02	Vancouver	NHL	82	23	44	67	26	6	0	2	2	6
2002-03	Vancouver	NHL	82	25	46	71	36	14	4	7	11	18
2003-04	Vancouver	NHL	82	22	38	60	50	7	2	3	5	8
2004-05	Linköpings HC	Sweden	45	16	28	44	50	6	0	2	2	10
2005-06	Vancouver	NHL	82	19	37	56	84	-	-	-	-	-
2006-07	Vancouver	NHL	82	20	31	51	60	12	1	3	4	6
VANCOUVER TOTALS			504	127	241	368	308	43	8	17	25	38
NHL TOTALS			635	150	299	449	334	53	8	20	28	38

## CAREER

<b>Most Goals in a Game</b>	3	Nov. 29, 03 at CGY
<b>Most Assists in a Game</b>	4	Twice (Latest Dec. 23, 05 vs CGY)
<b>Most Points in a Game</b>	4	Several times (Latest Dec. 23, 05 vs CGY)
<b>Career Hat-Tricks</b>	1	Nov. 29, 03 at CGY

## NHL FIRSTS

<b>First Game</b>	Dec. 4, 97 at PIT
<b>First Goal</b>	Dec. 4, 97 at PIT
<b>First Assist</b>	Apr. 5, 98 vs PHX

## ACQUIRED

With Denis Pederson from New Jersey in exchange for Alexander Mogilny, Mar. 14, 2000.

## PERSONAL

Brendan, his wife Erin, their son Brayden and daughters Makenna and Kailyn live in Coquitlam year round...Born and raised in Pitt Meadows...Referred to by Michigan coach Red Berenson as "the epitome of what a Hockey Baker winner should be"...Is an avid fisherman and also enjoys golfing...He lists winning the NCAA National Championship as his greatest hockey moment...Growing up his boyhood idol was Wayne Gretzky.

## 2006-07 SEASON

Finished the 2006-07 campaign with 51 points (20-31-51) and 60 penalty minutes in 82 games played...Played in his sixth consecutive 82 game season with the Canucks and is the current NHL Ironman with 512 consecutive games played (504 consecutive with Vancouver)...Surpassed Patrik Sundstrom (342) this season to become the third highest scoring centre in franchise history with 367 points...Scored his 20th goal (his fourth career 20-goal season), Mar. 31 vs CGY...Earned his 25th assist and logged his 500th consecutive game, Mar. 13 vs MIN...Set a new franchise 'Ironman' record after playing his 483rd consecutive game, Feb. 22 at LA...Recorded two goals, including the game-winner and was named first star, Feb. 10 vs ATL...Played in his 600th career game, Jan. 18 at OTT...Scored a shorthanded goal and won 14-19 face-offs (73%), Dec. 27 vs CGY...Recorded three assists and was named first star, Dec. 8 vs CAR...Scored the game-tying and game-winning goal in overtime, Nov. 22 at DET...Scored his 400th NHL career point with an assist, Oct. 13. **2007 STANLEY CUP PLAYOFFS:** Recorded four points (1-3-4) and six penalty minutes in 12 playoff games...Named second star and scored one goal, May 1 vs ANA...Registered one assist, Apr. 23 vs DAL...Tallied one assist, his first point of the 2007 playoffs, Apr. 15 at DAL 2006-07.

## CAREER

**2005-06:** Played in his fifth consecutive 82 game season with the Canucks, extending his Ironman streak to 430 games for the second longest active streak in the NHL...Led all Canucks forwards in ice time with an average of 19:30 per game and take-aways with 58; was second on the team for game-winning goals with five...Scored the game-winning goal in overtime, added an assist and was named 1st star, Apr. 15 vs COL...Notched the game-winning goal and was named 1st star, Mar. 17 at CBJ...Played his 400th consecutive NHL game and was named 1st star after scoring a goal and an assist, Jan. 16 at PIT...Recorded four assists, extending his point streak to five games (1-8-9)...Scored the game-winning goal in overtime, his 9th of the season, Jan. 7 vs CGY...Tallied three points (1-2-3) and led the team in the plus-minus category with a +3, Oct. 22 vs COL...**2003-2004:** Won a Gold Medal with Team Canada at the 2004 World Hockey Championships...Finished the season tied for second in team scoring with 60 points (22-38-60) in 82 games...Played all 82 games for the fourth consecutive season...Played in his 400th career NHL game, Oct. 31 at PHX...Recorded his 20th goal of the season, the third straight season he has reached the 20 goal mark, Mar. 21 vs CBJ...Recorded a goal and an assist, his 50th point of the season, Mar. 12 at EDM...Scored a shorthanded goal and two assists, Mar. 3 at COL...Notched his 17th assist of the season and had eight shots on goal while playing in his 300th consecutive game, Dec. 22 vs LA...Scored the overtime winner, Dec. 16 at NSH...Scored his first career hat trick and his 100th NHL goal; named 2nd star of the game, Nov. 29 at CGY...Had a nine game point streak (5-6-11), Oct. 18 - Nov. 5. **2002-03:** Once again established new career highs with 25 goals, 46 assists, and 71 points, while playing in all 82 games for the third consecutive year...Scored his 25th goal, extending his point streak to four games (2-4-6), Mar. 25 vs DAL...Scored his 18th and 19th goals and notched two assists, extending his goal streak to four games and his point streak to five (5-7-12), was also named 3rd star of the game after finishing with a +3, Feb. 25 vs ATL...Named NHL Player of the Week, Feb. 17-23...Scored his 17th goal and added three assists, finishing the game with a +3 and being named 2nd star, Feb. 23 vs CBJ...Scored the overtime game-winning goal (second straight game winner), Feb. 22 at EDM...Scored the game-winner in OT, his 14th goal of the season, Feb. 13 vs COL...Extended point streak to seven games (4-8-12) after recording his 15th assist of the season, Nov. 25 at MIN...Held a six game point streak (1-8-9), Dec. 21 - Jan. 2...Had a seven game point streak (4-8-12) from Nov. 9-25. **2001-02:** Played all 82 games...Set new career highs with goals (23), assists (44) and points (67)...Scored the overtime game-winner, Apr. 5 vs MIN...Had a seven game point streak (Mar. 10-21)...Extended his point streak to four games with two assists (setting a new career high for points with 56), and was named 2nd star, Mar. 16 at ATL...Recorded three points, one goal and two assists, and was named 2nd star, Mar. 12 at NSH...Recorded three assists, Jan. 21 at CAR...Recorded two assists, improving his point streak to six games, Jan. 12 vs CAR...Scored the game winning goal, Jan. 5 at EDM...Recorded a goal, two assists, was a +3 and was named 1st star, Oct. 23 vs NSH. **2000-01:** Played all 82 games this season...Set new career highs with goals (16), assists (38) and points (54)...Recorded his 38th assist of the season, Apr. 5 vs LA...Recorded the first two goal game of his career and added one assist, Feb. 17 at EDM...Recorded four assists, his first ever four point game and was 1st star, Dec. 16 vs CBJ. **1999-00:** Played 12 games for Vancouver after being traded from NJ, scoring 2 goals and 7 assists, for a total of 9 points...Recorded one goal and one assist in his first game as a Canuck, Mar. 16 vs BUF...Played in 44 games with the Devils recording 26 points (5-21-26). **1998-99:** Finished second among NHL rookies with 33 assists and 46 points; was tied for sixth with 13 goals...Played in 76 games in his second pro season...Finished tied for third with the club with 5 goals and 15 assists for 20 points on the power play...Had nine multiple-point games, including two 3 point efforts: 1 goal and 2 assists, Dec. 28 at BUF and a career-high 3 assists in Apr. 17 season-finale at NSH...Had season-high six-game point-scoring streak March 5-20 (4-3-7)...Added two assists in seven playoff games vs. PIT. **1997-98:** Signed first pro contract Sept. 9, just one day prior to training camp...**1996-97:** Recipient of the Hockey Baker Award as the top US collegiate hockey player, when he posted 31 goals and 57 assists for a CCHA leading 88 points in 43 games played for Michigan...Is a three time Hockey Baker award finalist...Named MVP of the CCHA tournament...Was CCHA player of the year each of his last two collegiate seasons and is also a three time member of the CCHA First All-Star team.



## MORRISON vs NHL

TEAM	GP	G	A	PTS	PIM
Anaheim	28	1	14	15	22
Atlanta	8	5	8	13	8
Boston	16	4	4	8	4
Buffalo	17	7	8	15	6
Calgary	39	13	20	33	20
Carolina	11	2	11	13	4
Chicago	29	6	10	16	16
Colorado	42	14	21	35	20
Columbus	24	8	19	27	28
Dallas	26	6	6	12	18
Detroit	28	5	15	20	18
Edmonton	42	13	17	30	26
Florida	10	3	4	7	2
Los Angeles	27	4	13	17	32
Minnesota	37	3	14	17	26
Montreal	18	3	10	13	6
Nashville	29	8	18	26	16
New Jersey	6	1	2	3	4
NY Islanders	13	5	6	11	2
NY Rangers	11	5	6	11	2
Ottawa	17	3	3	6	4
Philadelphia	13	1	6	7	0
Phoenix	29	7	16	23	4
Pittsburgh	15	3	6	9	0
San Jose	29	5	12	17	20
St. Louis	25	6	9	15	14
Tampa Bay	11	1	8	9	4
Toronto	18	5	7	12	8
Vancouver	3	1	2	3	0
Washington	14	2	4	6	0

**Totals** 635 150 299 449 334









## CAREER

<b>Most Goals in a Game</b>	4	Twice (latest Dec. 9, 03 vs PIT)
<b>Most Assists in a Game</b>	5	Feb. 25, 03 vs ATL
<b>Most Points in a Game</b>	6	Feb. 25, 03 vs ATL
<b>Career Hat Tricks</b>	10	

## NHL FIRSTS

<b>First Game</b>	Oct. 5, 93 at PHI
<b>First Goal</b>	Nov. 9, 93 at STL
<b>First Assist</b>	Nov. 16, 93 vs PHI

## ACQUIRED

From Pittsburgh in exchange for Alek Stojanov, March 20, 1996.

## PERSONAL


Markus and his wife Lotta have three children, Rebecca, Isabella and Alex...Enjoys boating, waterskiing, jetskiing and playing tennis...Devotes a lot of time to community initiatives including Nazy's Suite 19...Spends his summers in his hometown in Sweden...Lists Tampa and Miami as his favourite road cities to visit...If he could spend time with any three people, he would choose Mike Myers, Dana Carvey and Robin Williams...First international playing experience came in Russia during the 1989 Four Nations Tournament...Haken Loob was his boyhood idol...First hockey memory was of his first practice when he couldn't skate...Enjoys watching tennis, listing Roger Federer as his favourite player.

## 2006-07 SEASON

Registered 60 points (24-36-60) and 54 penalty minutes in 82 games played...Scored 20+ goals for the eighth consecutive season, tying Stan Smyl's franchise record of eight consecutive 20+ goal seasons...Notched one assist, Apr. 7 at SJ...Scored his 24th goal (empty net) and his 35th assist, Apr. 3 vs LA...Scored his 23rd goal on the power play, Mar. 31 vs CGY...Recorded his 33rd assist of the season, Mar. 21 vs NSH...Scored the game-winner, his 22nd goal, and named second star, Mar. 8 at PHX...Notched his 32nd assist, Mar. 4 vs MIN...Scored the game-winner, his 21st of the season, Mar. 1 vs PHX...Scored his 20th goal, assisted on the game-winner and was named third star, Feb. 20 at ANA...Scored a goal on the power play to become the franchise power play goal leader (103); named second star, Feb. 10 vs ATL...Scored his 16th goal, 25th assist and was named first star, Feb. 1 vs EDM...Named first star after registering two points (1-1-2), Jan. 7 vs FLA...Recorded two assists and was named first star, Dec. 30 at EDM...Played his 900th career NHL game, Dec. 8 vs CAR...Scored the game-winning goal (only goal of the contest), Nov. 28 vs CBJ...Scored his tenth goal of the season, his 100th career power play goal as a Canuck, Nov. 19 vs CHI...Scored two goals, had eight shots on net and was first star, Nov. 17 vs STL...Scored the game-winning shootout goal, named third star, Oct. 27 vs WSH...Named third star, scoring his fourth goal of the season to become the all-time franchise goal scoring leader with 301 career goals in a Canuck uniform, Oct. 17 at EDM...Scored a goal, an assist and was named second star, Oct. 8 at COL...**2007 STANLEY CUP PLAYOFFS:** Registered five points (4-1-5) and 16 penalty minutes in 12 playoff games...Recorded one goal for the third consecutive game, May 1 vs ANA...Scored his third Playoff goal on the powerplay, Apr. 29 vs ANA...Registered one goal, Apr. 27 at ANA...Scored a goal and an assist in Game 1 of the 2007 Playoffs, Apr. 11 vs DAL.

## CAREER

**2005-06:** Played in 81 games and recorded his fifth consecutive 30-goal season (32) and sixth in his career...Led the club in scoring (32-47-79) for the seventh consecutive season...Was selected to Team Sweden for the 2006 Winter Olympics in Torino but was unable to attend due to injury...Notched two assists and was named 2nd star, Mar. 25 vs EDM...Scored his 30th of the season to tie the game and force a shootout, where he scored as the first shooter, Mar. 23 vs EDM...In his 700th game in a Canucks uniform he was named 1st star after recording two assists, extending his point streak to three games, and the game-winning goal in the shootout, Mar. 3 at CHI...Scored his 22nd goal of the season and was named 1st star, Jan. 5 at CHI...Registered two points on the night (1-1-2), Dec. 28 vs NSH...Scored his 19th and 20th goals of the season and was named 3rd star, Dec. 23 vs CGY...Named 3rd star after scoring two goals, an assist and posting a plus one rating, Nov. 17 at LA...Had an eight game point streak (6-6-12), Nov. 7 - 24...Named 2nd star for his two goal effort; recorded his 300th career goal, Nov. 7 at CGY...Played his 800th career game, scoring one goal and was named 1st star, Oct. 25 at MIN...Notched 300th assist as a Canuck, Oct. 16 vs DAL...Scored two goals, one assist and was named 2nd star, Oct. 8 at EDM...Notched two goals and was +2, Oct. 5 vs PHX. **2003-04:** His 84 points ranked 4th in NHL scoring and his 30 goals at even-strength were the most in the NHL...Was 2nd star, recording a goal and an assist (goal ties him for 2nd place all-time on Canucks list), Mar. 6 at CBJ...Named 2nd star of the game, scoring his 31st goal and two assists, Mar. 3 at COL...Returned to the line-up after missing three games with a concussion, recorded his 39th assist of the season, Feb. 26 vs SJ...Suffered a concussion, Feb. 16 at COL...Named captain of the Western Conference All-Star team, Feb. 3...Scored his 30th goal (5th time in his career), his 35th assist and was named 3rd star, Feb. 2 at NYR...Recorded two points (1-1-2) and was 1st star, Jan. 31 at WSH...Named 3rd star, recording three assists and tallying seven points in the past two games (2-5-7), Jan. 25 vs NSH...Scored two goals, two assists and was named 2nd star, surpassing his 600th career point, Jan. 21 vs TB...Scored two goals and an assist and was named 1st star, Jan. 13 at PHX...Notched his 26th assist, extending his point streak to five games (2-3-5) and led all skaters in shots on net with eight, Jan. 5 vs SJ...Recorded his 20th goal (250th as a Canuck) of the season, Jan. 3 at CGY...Scored the game-winning goal with 47 seconds left in overtime, Dec. 14 vs CAR...Scored all four Canuck goals, finished the game with +3 and was awarded 1st star, Dec. 9 vs PIT...Named the NHL Offensive Player of the Week (Nov. 24-30), for the second time this season...Extended his point streak to six games (4-9-13), notching three assists, Nov. 29 at



THE PLAYERS

## NASLUND vs NHL

TEAM	GP	G	A	PTS	PTM
Anaheim	46	19	27	46	30
Atlanta	6	4	6	10	0
Boston	26	1	11	12	12
Buffalo	26	7	13	20	8
Calgary	64	28	30	58	46
Carolina	23	7	10	17	17
Chicago	44	16	15	31	36
Colorado	68	19	33	52	48
Columbus	23	17	18	35	16
Dallas	44	18	16	34	20
Detroit	42	18	11	29	28
Edmonton	61	26	31	57	62
Florida	21	6	10	16	8
Los Angeles	46	18	20	38	24
Minnesota	34	10	16	26	34
Montreal	30	9	19	28	18
Nashville	32	13	18	31	16
New Jersey	17	0	5	5	6
NY Islanders	21	7	12	19	8
NY Rangers	18	6	5	11	4
Ottawa	25	11	7	18	22
Philadelphia	20	7	5	12	12
Phoenix	44	17	16	33	28
Pittsburgh	13	10	5	15	10
San Jose	47	15	22	37	42
St. Louis	43	10	15	25	22
Tampa Bay	20	6	8	14	4
Toronto	26	13	16	29	20
Vancouver	4	3	1	4	0
Washington	19	5	11	16	12

**Totals** 953 346 422 768 633



## #19 MARKUS NASLUND



CGY...Scored the game-winning goal in overtime and notched an assist, Nov. 27 at OTT...Scored two goals, led all skaters with seven shots on net, finished the game with +3 and was named 1st star of the game, Nov. 25 at MTL...Named NHL Offensive Player of the Week for the period ending Sunday, Nov. 9...Had his second consecutive three point night, notching 3 assists and was named 1st star, Nov. 5 at NSH...Had a three point night, scoring one goal and two assists and was named 2nd star of the game, Nov. 3 vs DET...Named 2nd star of the game and had a four point night, scoring two goals and two assists, finishing with +3, Oct. 28 vs CBJ...Scored his first goal of the season, his 479th point as a Canuck, moving him into fourth place on the team's all-time scoring list, Oct. 16 at DET. **2002-03:** Awarded Lester B. Pearson Award, voted by his peers as the League's most outstanding player...Established new career highs with 48 goals, 56 assists and 104 points...Led all NHL players with 12 GWG's, 54 PPP's and was second with 104 points, 48 goals and 24 PPG's...Won three team awards (Leading Scorer, MVP, Molson Cup Three Stars)...Scored his 47th goal, extending his point streak to six games (5-5-10), Mar. 30 at ANA...Recorded his 55th assist, making him the first player in the league to reach the 100 point plateau this season, Mar. 27 vs PHX...Scored his 45th goal, adding two assists, and was named 3rd star of the game, Mar. 25 vs DAL...Recorded his 50th assist, extending his point streak to four games (1-6-7), Mar. 13 vs STL...Scored his 42nd goal, establishing a new career single-season high, and added an assist, Mar. 6 at CBJ...Scored one goal and five assists, to establish a new single game career high in assists (5) and points (6), named 1st star of the game finishing with +3 rating, Feb. 25 vs ATL...Scored his 39th and 40th goals and notched two assists, named 1st star of the game, finishing with +3 rating, Feb. 23 vs CBJ...Scored the game-tying goal with 25 seconds left in the 3rd period, his 38th of the season, and had a game high seven shots on net, Feb. 18 at DET...Scored his 37th goal (the game-winner), leading the league in game-winning goals, Feb. 10 vs CHI...Named 1st star, recording a goal and an assist (taking over the NHL lead with 70 points), Feb. 7 at BUF...Scored his 35th goal and 30th assist of the season, extending his point streak to six games (4-4-8), Jan. 28 vs MIN...Named 2nd star, recording his 32nd goal and 27th assist (500th career NHL point) of the season, Jan. 17 at CHI...Named to the Western Conference All-Star Team, Jan. 16...Had a six game goal scoring streak (Dec. 28-Jan. 10) and a nine game point streak (Dec. 21-Jan. 10)...Scored his 31st goal of the season stretching his point streak to nine games and was named 2nd star, Jan. 10 vs CBJ...Scored two goals and was named 1st star of the game, improving his goal streak to seven in five games, and extending a point streak to eight games (9-7-16), Jan. 8 vs OTT...Notched his 28th goal and two assists, extending his point streak to seven games (7-7-14), and was named 3rd star of the game, Jan.

4 vs FLA...Scored two goals and was named the game's 1st star, Jan. 2 vs MTL...Scored five goals in five shots after scoring four in EDM on four shots, Dec. 14, then scored a goal on his first shot of the next game, Dec. 15 vs CGY...Scored two goals in the space of 34 seconds, extending his point streak to three games with a record of 3-2-5, and was named 1st star of the game, Nov. 14 vs LA...Recorded his 8th career hat trick and was named 1st star of the game, Oct. 21 at SJ. **2001-02:** Named to the NHL's First All-Star Team...Finished 2nd in league scoring with 90 points in 81 games (40-50-90)...Awarded the Molson Cup, Cyrus H. McLean Trophy and Cyclone Taylor Trophy for the season...Recorded his 3rd hat trick of the season (7th career), named 1st star, scoring all three goals in the 3rd period with 7:37 remaining in the game, Apr. 11 vs LA...Extended point streak to seven games, scoring five goals and seven assists (5-7-12), through Apr. 9...Won the March segment of the Molson Cup Three Stars, third month in a row...Scored two goals giving him 30 for the season (third 30+ goal season of career), and was named 1st star, Mar. 16 at ATL...Recorded three assists and was named 1st star, Mar. 2 vs MIN...Won the February segment of the Molson Cup Three Stars, for the second month in a row...Notched two goals and an assist in four games with Team Sweden at the 2002 Olympics...Had an eight game point streak (Jan. 19-Feb. 4)...Named the NHL's Player of the Month for January, and Player of the Week, Feb. 5...Won the Jan. segment of the Molson Cup Three Stars...Set a Canucks record being the only player in franchise history to lead the league in scoring after Jan. 1...Scored his 2nd hat trick of the season and was named 1st star, Jan. 28 vs NSH...Named to the World All-Star Team (his third selection), Jan. 16...Named 2nd star after recording his fifth career hat trick (including a penalty shot goal), and adding an assist, Oct. 18 vs TOR. **2000-01:** Set new career highs for goals (41) and points (75)...Won the 2000-2001 Molson Cup Award...His 41 goals is the most in one season by a Canucks captain...Along with the Molson Cup award, also won the Cyrus McLean Award (leading scorer), Most Exciting Player and Cyclone Taylor Award (MVP)...Ranked in the NHL's top 10 with 41 goals and 18 power play goals...Suffered a broken right fibula and tibia bone (ending his season), Mar. 16 at BUF...Recorded a goal for the fourth consecutive game, Feb. 22 at TOR...Recorded a goal and an assist at the 2001 All-Star Game as a member of the World Team...Notched his 4th career hat trick, Jan. 14 vs CGY...Named Canucks team captain on Sept. 15 in Stockholm, Sweden. **1999-00:** Won the Cyrus McLean Trophy as the team's leading scorer for the second straight season...Recorded a career high in assists with 38...Had 27 goals (27-38-65) and 65 points...Was named NHL player of the week for Mar. 13 - 19 when he led the NHL in scoring (3-5-8) in three games...Tied a career high with four points in a game (2-2-4) on Mar. 16...Recorded a five game point scoring streak, Nov. 30 - Dec. 8...Played in his 400th NHL game, Oct. 15...Scored his 100th NHL goal, Oct. 2. **1998-99:** Won Canucks Most Valuable Player, Most Exciting Player, and the Cyrus McLean Trophy for leading the team in scoring...Recorded career-highs in both goals (36) and points (66)...Finished tied for 5th in the NHL in power play goals with 15...Named to the World All-Star Team for the 1999 NHL All-Star Game in TB...Recorded his third career hat trick, Dec. 4 vs DAL...Led Canucks in goals (36), points (66), shots on goal (205) and shooting percentage (17.6). **1997-98:** Finished fourth on Canucks in scoring with 34 points...His 14 goals ranked fourth on Canucks...Played in his 300th career NHL game, Mar. 11 vs MTL...Had a four-game point streak from Feb. 6 - Feb. 27 (4-3-7)...Had a five-game point streak from Nov. 12 - Nov. 22 (1-6-7). **1996-97:** Finished season 5th on the Canucks with 41 points (21-20-41) and tied for second with four game-winning goals...Had nine multiple-point games and three multiple-goal games...Recorded 99th and 100th NHL points, Mar. 13 vs FLA...Appeared in 200th NHL game, Jan. 27 vs LA...Scored two goals and one assist, Oct. 17 at DAL. **1995-96:** Became a Canuck on Mar. 20 following a trade from PIT for Alek Stojanov...Ranked second on team with a plus/minus of +20...Recorded first goal and hat trick as a Canuck, Apr. 13 vs CGY...Appeared in his first game as a Canuck, Mar. 22 vs DAL...Appeared in all six playoff games vs COL recording one goal and two assists...Participated in the 1996 World Cup of Hockey where he was a member of Team Sweden, playing in one tournament game. **1994-95:** Appeared in 14 games in his second season with the Penguins, recording three goals and four assists. **1993-94:** Played in 71 games as a rookie recording 4-7-11 with 27 PIM...Recorded his first NHL point (an assist), Oct. 10 at QUE...Scored his first NHL goal in a 3-3 OT tie, Nov. 9 at STL. **1992-93:** Played for Team Sweden during the 1993 World Jr. Tournament and led the competition with 13 goals, finished second in assists (11) and points (24)...Also holds the World Junior Tournament record for most goals in the tournament with 13...A member of Team Sweden in the 1993 World Championships, recording one goal and one assist in eight games as Sweden captured the silver medal...Tied for the 1992 World Junior Tournament lead with eight goals and tied for third in total points with 10...Finished **1992-93** season tied for sixth in the Swedish league in scoring with 39 points...Finished fourth in league in goals (22). **1991-92:** Led MoDo of Sweden in goals (22) and points (39)...Tied for fifth in the league in goals and ranked 13th in points.

## REGULAR SEASON

## PLAYOFFS

SEASON	CLUB	LEA	GP	G	A	PTS	PIM	GP	G	A	PTS	PIM
1988-89	Ornskoldsviks IF	Sweden-3	14	7	6	13	-	-	-	-	-	-
1989-90	MoDo Jr.	Swe-Jr.	33	43	35	78	20	-	-	-	-	-
1990-91	MoDo	Sweden	32	10	9	19	14	-	-	-	-	-
1991-92	MoDo	Sweden	39	22	18	40	54	-	-	-	-	-
1992-93	MoDo Jr.	Swe-Jr.	2	4	1	5	2	-	-	-	-	-
	MoDo	Sweden	39	22	17	39	67	3	3	2	5	0
<b>1993-94</b>	<b>Pittsburgh</b>	<b>NHL</b>	<b>71</b>	<b>4</b>	<b>7</b>	<b>11</b>	<b>27</b>	-	-	-	-	-
	Cleveland	IHL	5	1	6	7	4	-	-	-	-	-
<b>1994-95</b>	<b>Pittsburgh</b>	<b>NHL</b>	<b>14</b>	<b>2</b>	<b>2</b>	<b>4</b>	<b>2</b>	-	-	-	-	-
	Cleveland	IHL	7	3	4	7	6	4	1	3	4	8
<b>1995-96</b>	<b>Pittsburgh</b>	<b>NHL</b>	<b>66</b>	<b>19</b>	<b>33</b>	<b>52</b>	<b>36</b>	-	-	-	-	-
	Vancouver	NHL	10	3	0	3	6	6	1	2	3	8
<b>1996-97</b>	<b>Vancouver</b>	<b>NHL</b>	<b>78</b>	<b>21</b>	<b>20</b>	<b>41</b>	<b>30</b>	-	-	-	-	-
<b>1997-98</b>	<b>Vancouver</b>	<b>NHL</b>	<b>76</b>	<b>14</b>	<b>20</b>	<b>34</b>	<b>56</b>	-	-	-	-	-
<b>1998-99</b>	<b>Vancouver</b>	<b>NHL</b>	<b>80</b>	<b>36</b>	<b>30</b>	<b>66</b>	<b>74</b>	-	-	-	-	-
<b>1999-00</b>	<b>Vancouver</b>	<b>NHL</b>	<b>82</b>	<b>27</b>	<b>38</b>	<b>65</b>	<b>64</b>	-	-	-	-	-
<b>2000-01</b>	<b>Vancouver</b>	<b>NHL</b>	<b>72</b>	<b>41</b>	<b>34</b>	<b>75</b>	<b>58</b>	-	-	-	-	-
<b>2001-02</b>	<b>Vancouver</b>	<b>NHL</b>	<b>81</b>	<b>40</b>	<b>50</b>	<b>90</b>	<b>50</b>	<b>6</b>	<b>1</b>	<b>1</b>	<b>2</b>	<b>2</b>
	Sweden	Olympics	4	2	1	3	0	-	-	-	-	-
<b>2002-03</b>	<b>Vancouver</b>	<b>NHL</b>	<b>82</b>	<b>48</b>	<b>56</b>	<b>104</b>	<b>52</b>	<b>14</b>	<b>5</b>	<b>9</b>	<b>14</b>	<b>18</b>
<b>2003-04</b>	<b>Vancouver</b>	<b>NHL</b>	<b>78</b>	<b>35</b>	<b>49</b>	<b>84</b>	<b>58</b>	<b>7</b>	<b>2</b>	<b>7</b>	<b>9</b>	<b>2</b>
2004-05	MoDo	Sweden	13	8	9	17	8	6	0	1	1	10
<b>2005-06</b>	<b>Vancouver</b>	<b>NHL</b>	<b>81</b>	<b>32</b>	<b>47</b>	<b>79</b>	<b>66</b>	-	-	-	-	-
<b>2006-07</b>	<b>Vancouver</b>	<b>NHL</b>	<b>82</b>	<b>24</b>	<b>36</b>	<b>60</b>	<b>54</b>	<b>12</b>	<b>4</b>	<b>1</b>	<b>5</b>	<b>16</b>
<b>VANCOUVER TOTALS</b>			<b>802</b>	<b>321</b>	<b>380</b>	<b>701</b>	<b>568</b>	<b>45</b>	<b>13</b>	<b>20</b>	<b>33</b>	<b>46</b>
<b>NHL TOTALS</b>			<b>953</b>	<b>346</b>	<b>422</b>	<b>768</b>	<b>633</b>	<b>45</b>	<b>13</b>	<b>20</b>	<b>33</b>	<b>46</b>

## #2 MATTIAS OHLUND



### REGULAR SEASON

### PLAYOFFS

SEASON	CLUB	LEA	GP	G	A	PTS	PIM	GP	G	A	PTS	PIM
1994-95	Lulea HF	Sweden	34	6	10	16	34	9	4	0	4	16
1995-96	Lulea HF	Sweden	38	4	10	14	26	13	1	0	1	47
1996-97	Lulea HF	Sweden	47	7	9	16	38	10	1	2	3	8
	Lulea HF	EuroHL	6	0	3	3	0	-	-	-	-	-
<b>1997-98</b>	<b>Vancouver</b>	<b>NHL</b>	<b>77</b>	<b>7</b>	<b>23</b>	<b>30</b>	<b>76</b>	-	-	-	-	-
	Sweden	Olympics	4	0	1	1	4	-	-	-	-	-
<b>1998-99</b>	<b>Vancouver</b>	<b>NHL</b>	<b>74</b>	<b>9</b>	<b>26</b>	<b>35</b>	<b>83</b>	-	-	-	-	-
<b>1999-00</b>	<b>Vancouver</b>	<b>NHL</b>	<b>42</b>	<b>4</b>	<b>16</b>	<b>20</b>	<b>24</b>	-	-	-	-	-
<b>2000-01</b>	<b>Vancouver</b>	<b>NHL</b>	<b>65</b>	<b>8</b>	<b>20</b>	<b>28</b>	<b>46</b>	<b>4</b>	<b>1</b>	<b>3</b>	<b>4</b>	<b>6</b>
<b>2001-02</b>	<b>Vancouver</b>	<b>NHL</b>	<b>81</b>	<b>10</b>	<b>26</b>	<b>36</b>	<b>56</b>	<b>6</b>	<b>1</b>	<b>1</b>	<b>2</b>	<b>6</b>
	Sweden	Olympics	4	0	2	2	2	-	-	-	-	-
<b>2002-03</b>	<b>Vancouver</b>	<b>NHL</b>	<b>59</b>	<b>2</b>	<b>27</b>	<b>29</b>	<b>42</b>	<b>13</b>	<b>3</b>	<b>4</b>	<b>7</b>	<b>12</b>
<b>2003-04</b>	<b>Vancouver</b>	<b>NHL</b>	<b>82</b>	<b>14</b>	<b>20</b>	<b>34</b>	<b>73</b>	<b>7</b>	<b>1</b>	<b>4</b>	<b>5</b>	<b>13</b>
2004-05	Lulea HF	Sweden	2	1	0	1	4	-	-	-	-	-
<b>2005-06</b>	<b>Vancouver</b>	<b>NHL</b>	<b>78</b>	<b>13</b>	<b>20</b>	<b>33</b>	<b>92</b>	-	-	-	-	-
	Sweden	Olympics	6	0	2	2	2	-	-	-	-	-
<b>2006-07</b>	<b>Vancouver</b>	<b>NHL</b>	<b>77</b>	<b>11</b>	<b>20</b>	<b>31</b>	<b>80</b>	<b>12</b>	<b>2</b>	<b>5</b>	<b>7</b>	<b>12</b>
<b>VANCOUVER/NHL TOTALS</b>			<b>635</b>	<b>78</b>	<b>198</b>	<b>276</b>	<b>572</b>	<b>42</b>	<b>8</b>	<b>17</b>	<b>25</b>	<b>49</b>

## CAREER

<b>Most Goals in a Game</b>	2	Several Times (Latest Dec. 30, 06 at EDM)
<b>Most Assists in a Game</b>	3	Several Times (Latest Dec. 27, 06 vs CGY)
<b>Most Points in a Game</b>	3	Several Times (Latest Jan. 13, 07 at TOR)
<b>Career Hat Tricks</b>	0	

## ACQUIRED:

Vancouver's 1st choice, 13th overall, in the 1994 NHL Entry Draft.

## PERSONAL

Mattias and his wife Linda have two children, Viktor and Hannah...Lives in Vancouver during the season and spends his summers in Sweden....Growing up his boyhood idol was all-star defenceman Borje Salming.... His greatest hockey moment was playing in the 2006 Winter Olympics and winning gold....Enjoys playing soccer....Loves to cook, particularly Italian food.

## 2006-07 SEASON

Concluded the 2006-07 campaign with 31 points (11-20-33) and 80 penalty minutes in 77 games played...Led all Canucks skaters in average ice time per game (24:47)...Finished the season with 6 career overtime goals, placing him in a two-way tie for fourth place for most overtime goals scored by a Canucks defenceman all-time...Recorded one assist and one goal, Apr. 7 at SJ...Logged 27:38 of ice-time and named first star, Mar. 13 vs MIN...Scored his 10th goal of the season, Feb. 1 vs EDM...Led all skaters with 30:26 of ice time, Jan. 19 at BUF...Recorded three points (1-2-3) and was named second star, Jan. 13 at TOR...Played his 600th career NHL game on Jan. 5 vs EDM...Scored twice, finished the game a plus three and was named second star, Dec. 30 at EDM...Registered three assists, Dec. 27 vs CGY...Recorded the game-winning goal on the power play, Dec. 16 vs MIN...Notched an assist, to extend his point streak to four games (1-3-4), Nov. 6 vs DAL...**2007 STANLEY CUP PLAYOFFS:** Played in 12 playoff games, registering seven points (2-5-7) and 12 penalty minutes...Registered two assists and four blocked shots, May 1 vs ANA...Scored his second goal of the Playoffs and finished plus one, Apr. 17 at DAL...Scored his first goal of the postseason on the power play and assisted on the game-winner...Became the third highest scoring defenceman in franchise playoff history notching his 19th and 20th career playoff points, Apr. 11 vs Dallas.

## CAREER

**2005-06:** Played 78 games in his 8th season with VAN...Led all Canucks defencemen in goals scored with 13 and recorded a total of 33 points (13-20-33), and 92 penalty minutes...Led the team in blocked shots with 170 and ice-time per game with an average of 25:40...Won a gold medal at the 2006 Winter Olympics in Torino as a member of Team Sweden, recording two assists in six games played...Was named the Canucks' Most Outstanding Defenceman, as voted by the fans, for the second consecutive year and fourth time in his career...Named 2nd star, scoring his 12th goal of the season and becoming the second highest goal scoring defenceman in club history (66), Apr. 8 vs CGY...Named 2nd star after recording three assists and a +3 rating, Mar. 27 vs LA...Scored the game-winning goal, extending his point streak to three games, Jan. 31 at PHX...Notched three assists, Dec. 1 at EDM...Played his 500th career NHL game, notching one assist and five blocked shots with a team-high 26:33 of ice time, Nov. 17 at LA...Became the third highest goal scorer among Canucks defencemen notching his 56th and 57th career goals, Oct. 18 vs CHI...**2004-05:** Played two games with Lulea of the Swedish Elite League.

**2003-04:** Played an entire 82-game season for the first time in his NHL career, finishing with 34 points including a career high 14 goals...Led all Canucks skaters with an average of 25:47 of ice-time per game...Scored his fourth goal in five games, and logged over 25 minutes of ice-time, Mar. 6 at CBJ...Scored the game-tying goal, his 11th of the season setting a new career high, Mar. 3 at COL...Tied for a club record with Geoff Courtnall, scoring his 5th career overtime goal, Nov. 18 vs MTL...Scored the game-winning goal in OT, notched an assist and was named 3rd star of the game, Nov. 18 vs MTL...Scored the game-tying goal, his 2nd of the season and was awarded 1st star, Oct. 22 vs STL...**2002-03:** Set a new career high with 27 assists in only 59 games played...Finished the season with 29 points and a team leading 25:23 (average per game) of ice-time...Set a new season-high for time on ice, after playing 30:22, Jan. 30 vs EDM...Notched an assist on the game-winning goal in OT and finished the game with a +2 rating, Dec. 4 at NJ...**2001-02:** Finished the season with a career high 10 goals and 36 points...Represented Sweden at the 2002 Winter Olympic Games...Scored the game-winning goal, his 10th goal of the season, and was named 2nd star of the game, Apr. 9 at COL...Scored the game-winning OT goal, notched an assist and was named 1st star, Mar. 17 at NJ...Named 1st star, scoring his 7th goal and 17th assist of the season, and finishing with a +5 rating, Jan. 21 at CAR...Notched three assists, a new single-career career high, Oct. 11 at DAL...Signed a new multi-year contract with the Canucks, Oct. 5, **2000-01:** Finished the season with 28 points (8-20-28) in 65 games...His per game average of 25 minutes of ice time, led all Canucks...Scored the game-winning goal in OT and led the Canucks in minutes (28), shots (5), hits (6) and blocked shots (5), Mar. 2 vs STL...Notched his third assist in two games, and his 100th career point, Jan. 27 at CGY...Returned to the line-up after missing 17 games following eye surgery and was 1st star for scoring the game-winning goal, Nov. 28 vs ANA...Placed on the IRL, with an eye injury, Oct. 19...Played his 200th career NHL game, all as a Canuck, Oct. 18 vs CGY...**1999-00:** Won the Walter (Babe) Pratt Award as the team's best defenceman (voted by the fans)...Led the Canucks in ice time with an average of 27:41 per game, that average also ranked fifth in the NHL...Led the Canucks with an average of 33:02 shifts per game...Returned to the line up for his first game of the season and played over 21 minutes, Jan. 7 at DAL...Missed the first 38 games with an eye injury suffered in the preseason, Sept. 21 at OTT...**1998-99:** Recorded his first career three-point game Mar. 27 vs MTL...Set career-highs in goals (9), assists (26) and points (31)...Finished seventh in the NHL with an average ice time of 26:07 per game...First on team with 154 blocked shots...Named to the World All-Star Team for the 1999 NHL All-Star Game in TB...Picked up 14 points in his first 14 games (4-10-14)...**1997-98:** Finished second in Calder trophy voting to Sergei Samonov...Named to the NHL's All-Rookie Team...Finished first in the league in rookie scoring among defencemen (30 points)...Finished first in the league in rookie assists among defencemen (23)...Finished fifth overall in rookie scoring...Finished first among rookies in shots (172)...Played for Sweden's 1998 Olympic hockey team...Recorded first goal and first assist, Oct. 9 vs TOR...Played first NHL game Oct. 3 against ANA in Japan...Tied Lumme for first among Canuck defencemen in scoring.

## NHL FIRSTS

<b>First Game</b>	Oct 3, 97 vs ANA
<b>First Goal</b>	Oct 9, 97 vs TOR
<b>First Assist</b>	Oct 9, 97 vs TOR



THE PLAYERS

## OHLUND vs NHL

TEAM	GP	G	A	PTS	PIM
Anaheim	34	3	10	13	22
Atlanta	5	1	3	4	10
Boston	12	0	3	3	2
Buffalo	12	2	4	6	28
Calgary	45	5	14	19	40
Carolina	8	2	5	7	6
Chicago	31	4	12	16	28
Colorado	47	5	11	16	60
Columbus	22	6	10	16	22
Dallas	30	1	13	14	10
Detroit	31	1	9	10	51
Edmonton	47	6	13	19	58
Florida	10	1	5	6	2
Los Angeles	33	1	14	15	30
Minnesota	36	4	6	10	32
Montreal	15	5	8	13	8
Nashville	27	3	9	12	20
New Jersey	11	2	2	4	6
NY Islanders	9	0	1	1	4
NY Rangers	7	0	3	3	2
Ottawa	14	0	4	4	14
Philadelphia	9	2	2	4	12
Phoenix	31	3	6	9	35
Pittsburgh	10	1	4	5	2
San Jose	35	6	6	12	28
St. Louis	29	6	6	12	16
Tampa Bay	8	3	3	6	0
Toronto	20	5	9	14	18
Washington	7	0	3	3	6

**Totals 635 78 198 276 572**





# #9 TAYLOR PYATT



## REGULAR SEASON

## PLAYOFFS

SEASON	CLUB	LEA	GP	G	A	PTS	PIM	GP	G	A	PTS	PIM
1997-98	Sudbury	OHL	58	14	17	31	104	10	3	1	4	8
1998-99	Sudbury	OHL	68	37	38	75	95	4	0	4	4	6
1999-00	Sudbury	OHL	68	40	49	89	98	12	8	7	15	25
2000-01	NY Islanders	NHL	78	4	14	18	39	-	-	-	-	-
2001-02	Buffalo	NHL	48	10	10	20	35	-	-	-	-	-
	Rochester	AHL	27	6	4	10	36	-	-	-	-	-
2002-03	Buffalo	NHL	78	14	14	28	38	-	-	-	-	-
2003-04	Buffalo	NHL	63	8	12	20	25	-	-	-	-	-
2004-05	Hammarby IF	Swe-2	24	11	9	20	20	-	-	-	-	-
2005-06	Buffalo	NHL	41	6	6	12	33	14	0	5	5	10
2006-07	Vancouver	NHL	76	23	14	37	42	12	2	4	6	6
VANCOUVER TOTALS			76	23	14	37	42	12	2	4	6	6
NHL TOTALS			384	65	70	135	212	26	2	9	11	16

## CAREER

<b>Most Goals in a Game</b>	3	Twice (Latest Nov. 17, 05 vs ATL)
<b>Most Assists in a Game</b>	3	Twice (Latest Nov. 5, 03 vs WSH)
<b>Most Points in a Game</b>	3	Four Times (Latest Nov. 17, 05 vs WSH)
<b>Career Hat Tricks</b>	2	

## ACQUIRED

From Buffalo in exchange for a fourth round pick in the 2007 NHL Entry Draft on July 14, 2006.

## PERSONAL

Favourite player growing up was Mark Messier...Would be a firefighter if he didn't play hockey...Favourite hockey memory is of the 2006 Eastern Conference NHL Final...Celebrity he would like to meet is Tiger Woods.

## 2006-07 SEASON

Played in 76 games, recording 37 points (23-14-37) and 42 penalty minutes...Set career highs in goals (23) and points (37)...Recorded one goal, Apr. 7 at SJ...Scored his 22nd goal, Apr. 3 vs LA...Scored his 21st goal and 14th assist of the season, Mar. 29 at LA...Tallied one assist, Mar. 27 at COL...Registered two goals and was named third star, Mar. 25 vs COL...Scored his 18th goal of the season, Mar. 9 at SJ...Notched the Canucks lone goal of the night, Feb. 25 at DAL...Recorded one assist, Feb. 14 at MIN...Scored his 16th goal, Feb. 6 at EDM...Scored his 15th goal, a new single-season career high, and had one assist, Feb. 3 at CGY...Scored a goal and an assist and was named third star, Jan. 28 vs SJ...Named third star after recording two points (1-1-2), Jan. 18 at OTT...Along with Trevor Linden, set a new franchise record for the fastest two power play goals scored 13 seconds apart, Jan. 13 at TOR...Recorded the game-winning goal and was named third star, Dec. 2 vs COL...Scored his eighth goal of the season on the power play, Nov. 11 vs CGY...Scored the game-winner with 45 seconds left in regulation, Nov. 6 vs DAL...Notched his sixth goal and extended his point streak to five games (4-2-6), Oct. 27 vs WSH...Scored his fifth goal, notched an assist and finished plus three, Oct. 25 at CHI...Scored a power play goal, his third of the season, Oct. 20 at STL...Earned his 100th career NHL point (even-strength goal), Oct. 16 vs EDM...Recorded his first goal as a Canuck, Oct. 10 at MIN. **2007 STANLEY CUP PLAYOFFS:** Played in 12 playoff games, registering six points (2-4-6) and six penalty minutes...Recorded his fourth assist of the postseason, Apr. 29 vs ANA...Recorded an empty-netter, Apr. 23 vs DAL...Notched two assists (assisted on the game-winner) and was named second star, Apr. 17 at DAL...Recorded the game-winning goal in overtime and was named first star, Apr. 15 at DAL...Notched his first assist of the 2007 Playoffs, Apr. 11 vs DAL.

## CAREER

**2005-06:** Played 14 games in the 2006 Stanley Cup Playoffs, recording five points (0-5-5)...Assisted on the game-winning overtime goal, May 10 vs OTT...Made his NHL Playoff debut, Apr. 30 vs PHI...Finished the regular season with 12 points (6-6-12) and 31 penalty minutes through 41 games played...Scored the game-winning goal and an assist, Apr. 8 at OTT...Scored one goal, Feb. 2 vs PHI...Returned to the line-up after missing 27 games with a broken wrist, Jan. 31 at ATL...Scored his second career hat trick, Nov. 17 vs WSH...Returned to the line-up after missing five games with a mild concussion, Nov. 11 vs TOR. **2004-05:** Played with Hammarby IF in Sweden, recording 20 points (11-9-20) in 24 games. **2003-04:** Set a new career-high with four game-winning goals and two shorthanded markers in a single season...Logged 13:09 of ice time after missing the previous eight games to injury, Apr. 3 at MTL...Had a two game assist streak (0-2-2), Feb. 25-27...Notched two assists in his 250th NHL career game, Feb. 13 vs LA...Scored his 4th game-winning goal of the season, Dec. 26 vs CAR...Scored the game-winner, his seventh goal of the season, Nov. 28 vs FLA...Tied a career-high after notching three assists, Nov. 5 vs ATL...Scored shorthanded on an empty net, Oct. 30 vs TOR...Recorded his second straight two-goal game, Oct. 24 at ANA...Scored twice, Oct. 23 at LA...Notched his first goal of season, Oct. 13 vs DAL. **2002-2003:** Set career highs in goals (14), assists (14) and points (28) through 78 games played...Finished the season scoring nine points (6-3-9) in his last 10 games...Scored 14th goal of the season, Apr. 5 at BOS...Played his 200th NHL game, recording one assist, Mar. 29 at CAR...Scored first NHL career hat trick in his return to the line-up after missing four games with a concussion, Mar. 28 vs MTL...Scored goals on back-to-back nights vs TB and at ATL, Mar. 14 & 15...Scored one goal, Mar. 6 vs TOR...Named to the roster of the Young Stars Game at NHL All-Star Game, Feb. 1...Recorded one goal, Dec. 18 vs BOS...Netted two goals, Nov. 22 vs CBJ...Tied a career-high with three-game point streak (1-3-4), Oct. 17 - 22...Scored one goal and an assist, Oct. 19 vs PHX...Notched two goals, Oct. 12 at MTL. **2001-02:** Finished season with a three-game point streak (1-4-5) and recorded seven points in the final five games...Scored his tenth goal of season, Apr. 13 at MTL...Recorded three assists, establishing a career high for points in one game, Apr. 10 vs PIT...Scored a goal and an assist, Apr. 5 vs FLA...Scored one goal, Mar. 26 vs WSH...Scored the game-tying goal at 18:10 of the third period, Feb. 12 vs NJ...Recorded his first career multi-goal game, Jan. 25 vs TB...Scored his first goal of the season and first as a Sabre, Jan. 3 at CGY...Made his BUF debut, Dec. 19 vs CHI. **2000-01:** Appeared in 78 games with the Islanders, recording four goals and 14 assists (4-14-18) in his rookie season...Notched an assist, Apr. 7 vs BOS...Scored his first career power play goal, Dec. 23 vs CBJ...Scored the game winning goal and was +1, Dec. 19 vs CAR...Scored his first NHL goal, the game-winner (on Dan Cloutier), Nov. 27 vs TB...Made his NHL debut, Oct. 6 at TB.

## NHL FIRSTS

<b>First Game</b>	Oct 6, 00 vs TB
<b>First Goal</b>	Oct 27, 00 vs MTL
<b>First Assist</b>	Nov 27, 00 vs TB



THE PLAYERS

## PYATT vs NHL

TEAM	GP	G	A	PTS	PIM
Anaheim	10	2	0	2	4
Atlanta	16	1	3	4	12
Boston	22	2	4	6	6
Buffalo	5	1	0	1	0
Calgary	10	3	3	6	4
Carolina	16	2	2	4	7
Chicago	9	1	2	3	5
Colorado	11	3	3	6	4
Columbus	9	3	0	3	8
Dallas	9	3	1	4	2
Detroit	8	0	0	0	2
Edmonton	12	2	0	2	11
Florida	15	2	3	5	20
Los Angeles	9	4	5	9	4
Minnesota	15	2	2	4	6
Montreal	21	7	3	10	6
Nashville	7	1	2	3	4
New Jersey	19	2	3	5	10
NY Islanders	12	0	2	2	22
NY Rangers	14	0	4	4	6
Ottawa	24	2	6	8	10
Philadelphia	14	2	3	5	2
Phoenix	9	1	1	2	6
Pittsburgh	14	0	8	8	9
San Jose	8	3	2	5	4
St. Louis	9	1	0	1	14
Tampa Bay	15	5	1	6	6
Toronto	22	5	4	9	16
Vancouver	5	0	0	0	2
Washington	15	5	3	8	0

**Totals** 384 65 70 135 212



# #15 BYRON RITCHIE



## REGULAR SEASON

## PLAYOFFS

SEASON	CLUB	LEA	GP	G	A	PTS	PIM	GP	G	A	PTS	PIM
1992-93	North Delta	BCAHA	60	102	151	253	147	-	-	-	-	-
1993-94	Lethbridge	WHL	44	4	11	15	44	6	0	0	0	14
1994-95	Lethbridge	WHL	58	22	28	50	132	-	-	-	-	-
1995-96	Lethbridge	WHL	66	55	51	106	163	4	0	2	2	4
	Springfield	AHL	6	2	1	3	4	8	0	3	3	0
1996-97	Lethbridge	WHL	63	50	76	126	115	18	16	12	28	28
1997-98	New Haven	AHL	65	13	18	31	97	-	-	-	-	-
1998-99	Carolina	NHL	3	0	0	0	0	-	-	-	-	-
	New Haven	AHL	66	24	33	57	139	-	-	-	-	-
1999-00	Carolina	NHL	26	0	2	2	17	-	-	-	-	-
	Cincinnati	IHL	34	8	13	21	81	10	1	6	7	32
2000-01	Cincinnati	IHL	77	31	35	66	166	5	3	2	5	10
2001-02	Carolina	NHL	4	0	0	0	2	-	-	-	-	-
	Florida	NHL	31	5	6	11	34	-	-	-	-	-
	Lowell	AHL	43	25	30	55	38	-	-	-	-	-
2002-03	Florida	NHL	30	0	3	3	19	-	-	-	-	-
	San Antonio	AHL	26	3	14	17	68	3	1	0	1	0
2003-04	Florida	NHL	50	5	6	11	84	-	-	-	-	-
2004-05	Rogle	Sweden-2	30	17	16	33	111	2	0	0	0	4
2005-06	Calgary	NHL	45	4	2	6	69	7	0	0	0	0
2006-07	Calgary	NHL	64	8	6	14	68	1	0	0	0	10
NHL TOTALS			253	22	25	47	293	8	0	0	0	10

## CAREER: NHL FIRSTS:

<b>Most goals in a game</b>	1	Several Times (latest Apr. 17.06)	<b>First Game</b>	Dec. 21.98 vs. BUF
<b>Most assists in a game</b>	2	March 13.02 vs. CGY	<b>First Goal</b>	Mar. 8.02 vs. EDM
<b>Most points in a game</b>	2	Twice (latest: Mar. 15.02 vs. BUF)	<b>First Assist</b>	Nov. 22.99 vs. BOS

## ACQUIRED

Signed as a free-agent July 2, 2007.

## PERSONAL

Byron and his wife Maria have a son, Ryder...Byron and his family split the off-season between Vernon, BC and Sweden...Doug Gilmour was his hockey idol growing up... Enjoys spending time with his family...Loves soccer...Watching hockey is one of his favourite past-times.

## 2006-07 SEASON

Played in 64 games with the Flames, finishing the regular season with eight goals and six assists, along with 68 penalty minutes and a plus-three rating...Scored his first goal of the season on Nov. 11...Played in his 200th NHL game Nov. 11...Registered a season-high two points with a pair of goals and was named the game's first star Jan. 6 vs DAL...Tallied a short-handed goal on Jan. 9 vs MIN...Collected a career-high eight goals...Collected a career high 14 points on the season. **2007 STANLEY CUP PLAYOFFS:** Played one game vs ANA...Registered 10 penalty minutes.

## CAREER

**2005-06:** Played in 45 games with the Calgary Flames...Finished with six points (4-2-6) and 69 penalty minutes...Registered his first goal with the Flames on Nov. 21 at COL... Missed 23 games due to injury...Made his NHL playoff debut Apr. 21 vs ANA...Played in all seven games vs ANA.

**2003-04:** Played in his first full NHL season, finishing 50 games with FLA...Recorded 11 points (5-6-11) and 84 PIMs during the regular season...Recorded assists in back-to-back games on Feb. 21 and 23.

**2002-03:** Played in 30 games with the Panthers, tallying three assists and 19 PIMs... Notched an assist in season finale Apr. 6 vs PHI...Recalled from San Antonio (AHL) Feb. 26 and played remainder of season with FLA...Tallied first point of the season with an assist Oct. 19 at CBJ. **2001-02:** Played in 35 games, finishing with 11 points (5-6-11)...Finished the season with 36 PIMs...Scored a goal and added an assist Mar. 15 vs BUF, extending his career-high point streak to four games (3-3-6)...Acquired from Carolina in Sandis Ozolinsh deal Jan. 16 in exchange for Bret Hedican, Kevyn Adams and Tomas Malec.

**2000-01:** Played 77 games with Cincinnati (IHL)...Led the Cyclones in PIM (166) and was second in goals (31) and points (66) and fifth in assists (35)...Played in all five playoff games, leading the team in goals (3) and PIM (10)...Was second on the team in playoff points (5). **1999-00:** Played in 26 NHL games with Carolina, registering two assists with 17 PIMs...set career high with five PIM Dec. 15 vs PIT...notched an assist Nov. 26 at TB...scored first NHL point (assist) Nov. 22 vs BOS...Posted 21 points (8-13-21) with 81 PIMs in 34 games with Cincinnati (IHL). **1998-99:** Made NHL debut with Carolina Dec. 21 vs BUF...played in three scoreless games with Carolina...finished 3rd in scoring with New Haven (AHL) with 57 points (24-33-57) and 139 PIMs in 66 games...Finished 3rd in goals, 2nd in assists and 5th in PIMs...led New Haven and T-5th in the AHL in GWG (8) and T-3rd in PPG (9)...Recorded seven points (1-6-7) in 10 playoff games with New Haven.



## RITCHIE vs NHL

TEAM	GP	G	A	PTS	PIM
Anaheim	9	1	1	2	24
Atlanta	8	1	1	2	4
Boston	11	0	2	2	17
Buffalo	6	1	1	2	8
Calgary	3	0	2	2	0
Carolina	8	1	0	1	4
Chicago	9	0	1	1	4
Colorado	12	1	2	3	10
Columbus	7	0	1	1	11
Dallas	8	2	1	3	27
Detroit	8	0	0	0	4
Edmonton	16	1	1	2	34
Florida	2	1	0	1	2
Los Angeles	8	0	0	0	2
Minnesota	14	2	1	3	6
Montreal	6	1	0	1	6
Nashville	9	2	0	2	6
New Jersey	5	0	0	0	4
NY Islanders	3	0	1	1	4
NY Rangers	5	1	0	1	2
Ottawa	9	1	2	3	5
Philadelphia	9	0	1	1	18
Phoenix	8	1	0	1	16
Pittsburgh	9	0	1	1	13
San Jose	7	0	0	0	4
St. Louis	7	1	1	2	2
Tampa Bay	13	0	2	2	15
Toronto	9	0	1	1	5
Vancouver	15	3	1	4	32
Washington	10	1	1	2	4

Totals 253 22 25 47 293





## REGULAR SEASON

## PLAYOFFS

SEASON	CLUB	LEA	GP	G	A	PTS	PIM	GP	G	A	PTS	PIM
1994-95	TPS Turku	Finland	7	1	2	3	6	1	0	0	0	0
1995-96	TPS Turku	Finland	47	7	14	21	32	11	1	3	4	8
1996-97	TPS Turku	Finland	48	9	6	15	10	10	2	3	5	4
	TPS Turku	EuroHL	6	0	2	2	6	2	0	0	0	2
1997-98	Jokerit Helsinki	Finland	35	3	5	8	24	8	0	1	1	2
	Jokerit Helsinki	EuroHL	6	1	1	2	2	-	-	-	-	-
1998-99	Ottawa	NHL	61	7	12	19	24	4	0	0	0	0
	Detroit	IHL	5	0	2	2	0	-	-	-	-	-
1999-00	Ottawa	NHL	37	6	8	14	2	6	1	1	2	0
2000-01	Ottawa	NHL	31	2	16	18	10	4	0	0	0	0
2001-02	Ottawa	NHL	66	4	14	18	14	12	2	1	3	4
2002-03	Vancouver	NHL	79	9	21	30	10	12	1	3	4	0
2003-04	Vancouver	NHL	74	7	19	26	22	7	1	2	3	2
2004-05	Finland	W-Cup	6	0	1	1	2	-	-	-	-	-
	Frolunda	Sweden	41	6	8	14	18	14	1	6	7	2
2005-06	Vancouver	NHL	59	10	23	33	38	-	-	-	-	-
2006-07	Vancouver	NHL	67	14	23	37	26	10	0	1	1	4
VANCOUVER TOTALS			279	40	86	126	96	29	2	6	8	6
NHL TOTALS			474	59	136	195	146	55	5	8	13	10



## CAREER

<b>Most Goals in a Game</b>	3	Mar. 30: 99 at PIT
<b>Most Assists in a Game</b>	3	Twice (latest Jan. 8: 03 vs. OTT)
<b>Most Points in a Game</b>	3	Five Times (Latest Jan. 7: 06 vs. CGY)
<b>Career Hat Tricks</b>	1	

## ACQUIRED

From Ottawa in exchange for Peter Schaefer on September 21, 2002.

## PERSONAL

Sami and his wife Johanna have two daughters, Julia and Peppi, and a son named Oliver...Says his greatest hockey memories are playing in the 2002 Olympics and his first NHL game...Growing up his boyhood idol was Jari Kurri...The person he would most like to meet is the President of the United States...Enjoys working with charities to raise money to help fight cancer.

## 2006-07 SEASON

Recorded 37 points (14-23-37) and 26 penalty minutes in 67 games played...Set career highs for goals (14) and points (37)...Notched two assists, including one on the game-winner, Apr. 7 at SJ...Scored his 14th goal of the season, Apr. 5 vs COL...Named second star after scoring the game-winner and one assist, Mar. 27 at COL...Assisted on the OT game-winner, Feb. 20 at ANA...Registered two points (1-1-2), including the overtime game-winner, and was named first star, Feb. 14 at MIN...Netted his ninth goal, had six shots and was named first star, Jan. 30 vs CBJ...Recorded the game-winning goal and was named third star, Dec. 29 vs CGY...Recorded his 100th career point, Nov. 11 vs CGY...Notched an assist and had a game-high seven shots on net, Oct. 27 vs WSH...Scored the game-winning overtime goal, had one assist and was named first star, Oct. 20 at STL...Scored his first goal of the season, notched an assist and was named first star of the game, Oct. 5 at DET. **2007 STANLEY CUP PLAYOFFS:** Played in 10 playoff games, registering one point and four penalty minutes...Notched one assist in his first game of the 2007 Stanley Cup Playoffs and had 49:02 of ice time, Apr. 11 vs Dallas.

## CAREER

**2005-06:** Set career highs in goals (10), assists (23), and points (33) in only 59 games...Played six games for the silver medal-winning Team Finland at the 2006 Winter Olympics in Torino before he sustained a season ending shoulder injury...Scored his tenth goal of the season, setting a new career high for goals scored in one season, Jan. 24 at CBJ...Had three points (2-1-3), including the game-tying goal at 19:30 of the third period and was named 1st star, Jan. 7 vs CGY...Scored two goals, including the game-winner and was named 2nd star, Nov. 20 at ANA...Had his second multi-point night of the season (1-1-2) and led the team in ice time (24:25), Oct. 18 vs CHI. **2003-04:** Played 74 games finishing with 26 points (7-19-26) and 22 PIM...Scored the game-winning goal and was named 2nd star, Mar. 31 at ANA...Extended his assist streak to four games (0-5-5), notching his 11th of the season, Jan. 27 vs CHI...Returned to play after missing eight games with a leg injury suffered Dec. 26 at CGY, Jan. 11 vs FLA...Scored the game-winning goal in overtime, recorded a plus/minus of +2 and was named 3rd star, Nov. 20 vs CHI...Notched two points (1-1-2) and was 3rd star, Nov. 5 at NSH...Scored his first goal, notched an assist and was awarded 3rd star of the game, Oct. 20 vs BUF. **2002-03:** Played 79 games setting new career highs in goals, assists and points (9-21-30), recording ten PIMS and a plus/minus rating of +10...Recorded his 20th and 21st assists, Mar. 27 vs PHX...Scored his 8th goal of the season, the game-winner, establishing a new career high in goals, Mar. 11 vs NYL...Recorded two assists and played 23:44 of ice-time, Mar. 6 at CBJ...Returned to the line-up after missing two games with a sore shoulder, Feb. 22 at EDM...Scored his 7th goal of the season and finished with +1, Feb. 5 at CBJ...Scored his 6th goal, establishing a point streak of four games (2-2-4), and was named 3rd star of the game, Jan. 19 at DET...Scored his 5th goal of the season unassisted, recording four shots on net, and was awarded 3rd star, Jan. 14 vs NSH...Recorded three assists, bringing his season total to 11, and was named 2nd star, Jan. 8 vs OTT...Named the 2nd star of the game after scoring the game-tying goal at 15:09 of the 3rd period, Dec. 15 vs CGY...Scored his 2nd goal of the season and extended his point streak to three games (2-1-3), Dec. 3 at NYL...Scored his 1st goal of the season, Nov. 30 at FLA...Notched his 3rd assist of the season and was +3, Nov. 9 at PHX. **2001-02:** Recorded 18 points (4-14-18) in 66 games played for OTT...Played for Team Finland at the 2002 Winter Olympic Games in Salt Lake City...Scored his first career shorthanded goal, Dec. 18 at CAR...Recorded two points (2-1-3) in 12 playoff games. **2000-01:** Set career high in assists (16)...Set career high with three assists and tied career best for points in a game (3), Mar. 14 at ATL...Had three, two-point games...Had one second-star and one third-star selection...Appeared in all four games of quarter-final series vs TOR...Played for Finland at the World Championship in Germany, winning the silver medal. **1999-2000:** Had two, two-point games...Recorded two points (0-2) vs CAR on Feb. 15 in first game back after missing 19 games with a fractured wrist...Scored his and Ottawa's first goal of series against TOR on Apr. 15 and added first playoff assist, Feb. 24. **1998-99:** Named to the NHL All-Rookie Team...Assigned to Detroit (IHL) on Nov. 4, playing five games and recording two assists...Recalled from Detroit, Nov. 19...Registered first NHL goal, Jan. 21 against BOS...Recorded first career hat trick against PIT, Mar. 30...Missed 14 games to injuries (thigh, groin, shoulder)...Appeared in four playoff games.

## NHL FIRSTS:

<b>First Game</b>	Oct 10: 98 at COL
<b>First Goal</b>	Jan 21: 99 at BOS
<b>First Assist</b>	Nov 23: 98 vs VAN



THE PLAYERS

## SALD vs NHL

TEAM	GP	G	A	PTS	PIM
Anaheim	15	3	1	4	4
Atlanta	11	0	8	8	6
Boston	20	2	1	3	8
Buffalo	13	1	5	6	2
Calgary	26	7	9	16	8
Carolina	13	2	5	7	2
Chicago	15	2	6	8	2
Colorado	27	2	8	10	12
Columbus	17	4	9	13	4
Dallas	17	1	2	3	8
Detroit	18	2	3	5	8
Edmonton	24	3	5	8	16
Florida	14	1	3	4	0
Los Angeles	15	1	5	6	0
Minnesota	24	3	6	9	8
Montreal	18	1	2	3	2
Nashville	16	3	5	8	2
New Jersey	12	0	1	1	4
NY Islanders	12	2	3	5	8
NY Rangers	12	0	6	6	4
Ottawa	5	0	6	6	2
Philadelphia	15	1	4	5	2
Phoenix	20	3	7	10	8
Pittsburgh	13	4	4	8	2
San Jose	15	0	4	4	2
St. Louis	18	1	3	4	2
Tampa Bay	14	4	4	8	6
Toronto	18	4	4	8	8
Vancouver	5	1	2	3	0
Washington	12	1	5	6	6

**Totals**    474   59   136   195   146



# #41 CURTIS SANFORD



## REGULAR SEASON

## PLAYOFFS

Season	Club	LEA	GPI	W	L	T/OT	MIN	GA	SO	AVG	GPI	W	L	MIN	GA	SO	AVG
1996-97	Owen Sound	OHL	19	4	8	1	847	77	0	5.45	-	-	-	-	-	-	-
1997-98	Owen Sound	OHL	30	13	10	2	1542	114	1	4.44	9	4	4	456	30	1	3.95
1998-99	Owen Sound	OHL	56	30	16	5	2998	191	2	3.82	16	9	7	960	58	0	3.63
1999-00	Owen Sound	OHL	53	18	26	6	3124	198	1	3.80	-	-	-	-	-	-	-
	Missouri	UHL	6	3	1	0	237	6	0	1.52	-	-	-	-	-	-	-
2000-01	Peoria	ECHL	27	15	7	4	1511	48	3	1.91	14	9	4	813	28	2	2.07
	Worcester	AHL	5	3	0	1	237	16	0	4.06	-	-	-	-	-	-	-
2001-02	Peoria	ECHL	24	13	8	2	1418	58	1	2.45	-	-	-	-	-	-	-
	Worcester	AHL	9	5	4	0	537	22	0	2.46	-	-	-	-	-	-	-
2002-03	St. Louis	NHL	8	5	1	0	397	13	1	1.96	-	-	-	-	-	-	-
	Worcester	AHL	41	18	14	8	2317	93	3	2.41	3	0	3	179	8	0	2.68
2003-04	Worcester	AHL	43	20	16	3	2367	84	5	2.13	9	4	5	569	24	0	2.53
2004-05	Worcester	AHL	50	19	25	-	2743	123	2	2.69	-	-	-	-	-	-	-
2005-06	St. Louis	NHL	34	13	13	-	1830	81	3	2.66	-	-	-	-	-	-	-
	Peoria	AHL	6	4	2	-	358	11	2	1.84	-	-	-	-	-	-	-
2006-07	St. Louis	NHL	31	8	12	5	1491	79	0	3.18	-	-	-	-	-	-	-
NHL TOTALS			73	26	26	10	3719	173	4	2.79	-	-	-	-	-	-	-

## CAREER

<b>Most Saves/Game</b>	38 (Jan. 25/06 @ DAL)
<b>Longest undefeated streak</b>	5 Games (twice—latest Feb.2-Mar.1.06)
<b>Consecutive starts</b>	8 (Jan. 23-Feb. 8.06)
<b>Career Shutouts</b>	4

## NHL FIRSTS

<b>First Game</b>	Oct. 17.02 vs. CBJ
<b>First Win</b>	Oct. 19.02 vs. DAL
<b>First Shutout</b>	Mar. 1.03 vs. MIN

## ACQUIRED

Signed as a free-agent July 2, 2007

## PERSONAL

Spends the off-season in Owen Sound with wife Malinda and sons Landon and Kenrik...Hobbies include golfing and cycling...Favourite road city before joining the Canucks was Vancouver...Athlete he would most like to meet is Lance Armstrong...Grew up a fan of Wayne Gretzky.

## 2006-07 SEASON


Played in 31 games finishing with eight wins and a 3.18 GAA...Completed the season with a .888 save percentage...Returned to the line-up on April 2 vs. DAL by turning away 28 of 30 shots in a 4-2 win ... Stopped all 13 shots he faced in a combined 1-0 shutout on Feb. 8 vs. DET ... Assigned to Peoria on a conditioning stint, collecting a 1-1-0 record during his stint ... Suffered a lower body injury on Dec. 1 at CHI.

## CAREER

**2005-06:** Played in 34 games with STL...Posted a 13-13-5 record along with a 2.66 goals against average... Posted a career-high five-game winning streak from Feb. 2 - March 1...Missed the final 19 games of the regular season due to a sprained MCL...Stopped Atlanta's Marian Hossa on a penalty shot on Jan. 13 at ATL...Was named NHL Player of the Week for the week of Nov. 14, turning aside 68 of 70 shots in two games...Appeared in six matches with the Peoria Rivermen, recording a 4-2-0 record along with two shutouts. **2004-05:** Played in his fifth season with the IceCats, appearing in 50 games, posting a 19-25-2 record along with a 2.69 goals-against average and a .901 save percentage. **2003-04:** Played all season with Worcester, recording career highs in wins (20), goals-against average (2.13), shutouts (5) and minutes played (2,367)...Established a new IceCats franchise record with his seventh career Worcester shutout on March 19 vs. Portland (4-0 win)...Ranked 12th among AHL goaltenders with a 2.13 goals-against average. **2002-03:** Made his NHL debut on Oct. 17 vs Columbus, turning away 12 of 13 shots in a 7-1 win...Made his first career NHL start while collecting his first career NHL victory on Oct. 19 vs DAL, stopping 23 of 26 shots faced...Strained his achilles tendon on Oct. 24 at Edmonton, missing the next eight games before being reassigned to Worcester on Nov. 13...Posted a four-game winning streak from Feb. 27 to March 6, stopping 82 of 87 shots (94.2%), while recording his first career NHL shutout on March 1 vs MIN...Skated in 41 games with Worcester, registering an 18-14-8 record along with a 2.41 goals-against average...Named IceCats Most Improved Player for 2002-03 season...Finished eighth in the AHL with a 2.41 goals-against average. **2001-02:** Spent the majority of the season at Peoria, recording a 13-8-2 record...Named starting goaltender for the Northern Conference in the 2002 ECHL All-Star Game...Recorded one shutout...Posted a 5-4-0 record and a .922 save percentage at Worcester. **2000-01:** Recorded ECHL career bests in wins (15) and goals against average (1.91).

## SANFORD vs NHL

TEAM	GPI	MINS	GA	SOG	SO	W	L	T/OT	PTS%	GAA	SV%
Anaheim	4	241	10	126	0	1	1	2	.500	2.49	.921
Atlanta	1	60	2	24	0	0	1	0	.000	2.00	.917
Calgary	4	195	9	97	0	1	3	0	.250	2.77	.907
Carolina	1	59	4	37	0	0	1	0	.000	4.07	.892
Chicago	6	255	17	89	0	2	3	0	.400	4.00	.809
Colorado	1	65	1	23	0	0	0	1	.500	0.92	.957
Columbus	7	249	9	109	1	1	2	1	.375	2.17	.917
Dallas	6	367	18	183	0	4	1	1	.750	2.94	.902
Detroit	5	227	11	126	0	1	3	0	.250	2.91	.913
Edmonton	6	337	13	156	0	5	0	0	1.000	2.31	.917
Florida	1	58	3	33	0	0	1	0	.000	3.10	.909
Los Angeles	1	59	5	27	0	0	1	0	.000	5.08	.815
Minnesota	5	278	14	139	1	2	2	0	.500	3.02	.899
Montreal	1	25	3	10	0	0	0	0	1.000	7.20	.700
Nashville	5	243	13	94	0	1	3	0	.250	3.21	.862
New Jersey	1	28	3	11	0	0	0	0	1.000	6.43	.727
NY Islanders	2	82	4	37	0	1	0	0	1.000	2.93	.892
NY Rangers	1	65	2	34	0	0	0	1	.500	1.85	.941
Ottawa	1	59	3	22	0	0	1	0	.000	3.05	.864
Philadelphia	1	60	4	26	0	0	0	1	.500	4.00	.846
Phoenix	3	179	9	74	0	1	2	0	.333	3.02	.878
Pittsburgh	1	60	0	21	1	1	0	0	1.000	0.00	1.000
San Jose	1	15	2	8	0	0	1	0	.000	8.00	.750
Vancouver	7	385	10	204	1	5	0	2	.857	1.56	.951
Washington	1	65	4	30	0	0	0	1	.500	3.69	.867
<b>Totals</b>	<b>73</b>	<b>3719</b>	<b>173</b>	<b>1740</b>	<b>4</b>	<b>26</b>	<b>26</b>	<b>10</b>	<b>.500</b>	<b>2.79</b>	<b>.901</b>



# #22 DANIEL SEDIN



## REGULAR SEASON

## PLAYOFFS

SEASON	CLUB	LEA	GP	G	A	PTS	PIM	GP	G	A	PTS	PIM
1997-98	MoDo Jr.	Swe-Jr.	26	26	14	40	-	-	-	-	-	-
	Malmö Jr.	Swe-Jr.	4	3	3	6	4	-	-	-	-	-
	MoDo	Sweden	45	4	8	12	26	9	0	0	0	2
1998-99*	MoDo	Sweden	50	21	21	42	20	13	4	8	12	14
1999-00	MoDo	Sweden	50	19	26	45	28	13	8	6	14	18
	MoDo	EuroHL	4	3	3	6	0	2	0	0	0	0
2000-01	Vancouver	NHL	75	20	14	34	24	4	1	2	3	0
2001-02	Vancouver	NHL	79	9	23	32	32	6	0	1	1	0
2002-03	Vancouver	NHL	79	14	17	31	34	14	1	5	6	8
2003-04	Vancouver	NHL	82	18	36	54	18	7	1	2	3	0
2004-05	MoDo	Sweden	49	13	20	33	40	6	0	3	3	6
2005-06	Vancouver	NHL	82	22	49	71	34	-	-	-	-	-
	Sweden	Olympics	8	1	3	4	2	-	-	-	-	-
2006-07	Vancouver	NHL	81	36	48	84	36	12	2	3	5	4
VANCOUVER/NHL TOTALS			478	119	187	306	178	43	5	13	18	12

\*Swedish Elite League Co MVP (1999)



## CAREER

<b>Most Goals in a Game</b>	4	Feb. 24, 04 vs DET
<b>Most Assists in a Game</b>	3	Several Times (latest Jan. 13, 07 at TOR)
<b>Most Points in a Game</b>	5	Feb. 6, 07 at EDM
<b>Career Hat Tricks</b>	2	

## ACQUIRED

Vancouver's 1st choice, 2nd overall, in the 1999 NHL Entry Draft.

## PERSONAL

Daniel and his wife Marinette have a daughter named Ronja...Spends his summers in his hometown in Sweden...Enjoys playing golf and tennis...His greatest hockey moments were playing in the NHL playoffs...Says he would like to play professional soccer if he were not a hockey player...Everybody Loves Raymond is his favourite television show.

## 2006-07 SEASON

Finished the season, scoring 84 points (36-48-84) and 36 penalty minutes in 81 games...Registered 30+ goals for the first time in his career and 20+ goals for the third time in his career...Won the team's Cyrus H. McLean award for leading scorer...Passed Geoff Courtnall (246) to become the fifth most prolific scoring left winger in club history with 306 career points...Scored twice and had one assist, Mar. 29 at LA...Scored his 32nd goal, 41st assist and was named third star, Mar. 19 at EDM...Scored the OT game-winner, tying an NHL record with his fourth this season, had one assist, seven shots and was named third star, Mar. 15 vs STL...Established a new NHL record for most OT power play goals with his third on the season, Mar. 15 vs STL...Named first star after recording one goal and one assist, Mar. 6 vs TB...Scored two power play goals and was named third star, Mar. 1 vs PHX...Scored the OT game winner, had an assist and was first star, Feb. 20 at ANA...Set new career best, scoring a hat trick, finishing the game with five points (3-2-5) and was named first star, Feb. 6 at EDM...Scored his 20th goal and 30th assist, Feb. 3 at CGY...Led the team in scoring with four points (1-3-4) on the night, including the game-winning goal; named third star, Jan. 13 at TOR...Registered his 100th career goal Jan. 13 at TOR...Scored two goals and one assist and was named third star, Dec. 30 at EDM...Scored two goals and was named second star, Dec. 26 at CGY...Recorded the game-winning goal and was named third star, Dec. 8 vs CAR...Had an assist, extending his point streak to five games (0-5-5), Nov. 22 at DET...Registered one goal, becoming the sixth most prolific scoring left winger in Canucks history with 237 points, Nov. 4 at COL...Notched three assists, finished plus three and named third star, Oct. 25 at CHI...Notched his second assist, extending his point streak to four games (3-2-5), Oct. 10 at MIN...Scored the game-tying goal and game-winning goal in overtime and was named first star, Oct. 6 at CBJ...**2007 STANLEY CUP PLAYOFFS:** Played in 12 playoff games, recording five points and four penalty minutes...Scored his second goal of the postseason, Apr. 29 vs ANA...Registered one assist in Game 7 of Western Conference Quarter-Final, Apr. 23 vs DAL...Scored one goal and assisted on the OT game-winner in Game 1 of the Stanley Cup Playoffs, Apr. 11 vs DAL 2006-07.

## CAREER

**2005-06** Played in all 82 games with the Canucks and set career highs in goals (22), assists (49), points (71), and time on ice with an average of 16:39 per game...Won a gold medal with team Sweden at the 2006 Winter Olympic games, registering three points (1-2-3) in eight games...Scored his 22nd goal, two assists and was named 1st star, Apr. 12 vs SJ...Set a new career high in goals scored after notching his 21st of the season and one assist, Mar. 29 vs MIN...Assisted on H. Sedin's shorthanded goal to extend his point streak to four games (0-5-5), Mar. 11 vs DAL...Was the Molson Cup Three Stars award winner for the month of February...Scored the overtime game-winner, his 16th of the season, and was named 3rd star, Feb. 12 vs MIN...Extended his point streak to four games, notching his 200th and 201st career points (1-1-2), Feb. 6 vs CBJ...Set a career high for most assists in a game (3), named 2nd star, and tied for the team lead in the plus/minus category (+2), Feb. 3 at CGY...Was named 1st star, notching two assists and extending his point streak to five games (4-3-7), Dec. 15 at PHI...Recorded one assist and scored the game-winning shootout goal, Dec. 9 vs OTT...Registered first two goal night of season, scoring the game-winner and was named 2nd star, Oct. 22 vs COL...**2003-04:** Played all 82 games this season, finishing with a career high 54 points (18-36-54)...Scored his first career hat trick on a four-goal night, named 1st star and finished with a +4, Feb. 24 vs DET...Scored one goal and two assists, equaling a single game points record and was named 2nd star, Jan. 29 at STL...Notched an assist on H. Sedin's game-tying goal with less than two minutes remaining, Oct. 18 at MIN...**2002-03:** Finished the season with 31 points, playing 79 games with 34 penalty minutes and a plus/minus of +8...Named the game's 1st star, scoring his 13th goal and 15th assist, Mar. 27 vs PHX...Scored his 12th goal, extending a point streak to four games (2-2-4), and was named 3rd star of the game, Mar. 23 vs WSH...Recorded his second consecutive game-winner and was named the game's 1st star, Nov. 29 at TB...Scored his second goal of the season, the game-winner, Nov. 27 at CAR...Scored his first goal of the season, giving him four points in three games, Oct. 16 vs BOS...Named the game's 2nd star, recorded two assists including one on the game-winner, Oct. 12 vs SJ...**2001-02:** Finished the season with 32 points (9-23-32) in 79 games played...Scored the game-winning goal and recorded a game high six shots on goal, Mar. 16 at ATL...Named the game's 3rd star, recording his 8th goal and 14th assist of the season, Mar. 2 vs MIN...Notched his 3rd and 4th goals of the season, and was named the game's 2nd star, Nov. 30 vs COL...**2000-01:** Played 75 games in his rookie season...His 20 goals ranked tied for 2nd among NHL rookies...Finished among the leaders in NHL rookie scoring with 34 points (20-14-34)...Was the first NHL rookie in 2000-01 to reach 20 goals...Became the 12th Canucks rookie to reach the 20 goal plateau, Mar. 21 at CBJ...Notched 3 points (1-2-3) and was named the game's 3rd star, Oct. 24 at NSH...Had a five game point scoring streak (2-3-5), Oct. 8-Oct. 18...Recorded the first assist of his NHL career, Oct. 12 vs COL...Tied the game with his first NHL goal, Oct. 8 at TB...Played his first NHL game, Oct. 5 at PHI.

## NHL FIRSTS

<b>First Game</b>	Oct. 5, 00 at PHI
<b>First Goal</b>	Oct. 8, 00 at TB
<b>First Assist</b>	Oct. 12, 00 vs COL



## D SEDIN vs NHL

TEAM	GP	G	A	PTS	PIM
Anaheim	24	3	7	10	4
Atlanta	6	2	1	3	2
Boston	8	4	1	5	2
Buffalo	8	2	3	5	8
Calgary	37	6	22	28	18
Carolina	5	3	1	4	2
Chicago	24	4	14	18	10
Colorado	35	15	8	23	8
Columbus	24	7	10	17	10
Dallas	23	5	6	11	12
Detroit	24	6	13	19	6
Edmonton	36	16	13	29	8
Florida	6	0	2	2	4
Los Angeles	23	8	9	17	8
Minnesota	34	7	13	20	14
Montreal	10	1	4	5	2
Nashville	22	3	8	11	8
New Jersey	6	1	1	2	0
NY Islanders	5	1	5	6	2
NY Rangers	5	2	2	4	2
Ottawa	8	1	2	3	6
Philadelphia	6	0	3	3	2
Phoenix	23	6	8	14	12
Pittsburgh	6	1	1	2	6
San Jose	23	4	11	15	10
St. Louis	24	5	11	16	6
Tampa Bay	5	3	3	6	0
Toronto	12	2	5	7	4
Washington	6	1	0	1	2

**Totals** 478 119 187 306 178





# #33 HENRIK SEDIN



## REGULAR SEASON

## PLAYOFFS

SEASON	CLUB	LEA	GP	G	A	PTS	PIM	GP	G	A	PTS	PIM
1997-98	MoDo Jr.	Swe-Jr.	26	14	22	36	-	-	-	-	-	-
	Malmö Jr.	Swe-Jr.	8	4	7	11	6	-	-	-	-	-
	MoDo	Sweden	39	1	4	5	8	7	0	0	0	0
1998-99*	MoDo	Sweden	49	12	22	34	32	13	2	8	10	6
1999-00	MoDo	Sweden	50	9	38	47	22	13	5	9	14	2
2000-01	Vancouver	NHL	82	9	20	29	38	4	0	4	4	0
2001-02	Vancouver	NHL	82	16	20	36	36	6	3	0	3	0
2002-03	Vancouver	NHL	78	8	31	39	38	14	3	2	5	8
2003-04	Vancouver	NHL	76	11	31	42	32	7	2	2	4	2
2004-05	MoDo	Sweden	44	14	22	36	50	6	1	3	4	6
2005-06	Vancouver	NHL	82	18	57	75	56	-	-	-	-	-
	Sweden	Olympics	8	3	1	4	2	-	-	-	-	-
2006-07	Vancouver	NHL	82	10	71	81	66	12	2	2	4	14
VANCOUVER/NHL TOTALS			482	72	230	302	266	43	10	10	20	24

\*Swedish Elite League Co MVP (1999)



## CAREER:

<b>Most Goals in a Game</b>	2	Oct. 25, 06 at CHI
<b>Most Assists in a Game</b>	4	Feb. 6, 07 at EDM
<b>Most Points in a Game</b>	4	Twice (latest Feb. 6, 07 at EDM)
<b>Career Hat-Tricks</b>	0	

## NHL FIRSTS:

<b>First Game</b>	Oct. 5, 00 at PHI
<b>First Goal</b>	Oct. 16, 00 vs TOR
<b>First Assist</b>	Oct. 6, 00 at FLA

## ACQUIRED

Vancouver's 2nd choice, 3rd overall, in the 1999 NHL Entry Draft.

## PERSONAL

Henrik, his wife Johanna and son Valter live in Yaletown during the season...Spends his summers in his native Sweden, where he enjoys boating and golfing. Likes to play cards and backgammon when on the road...Enjoys the television show Friends and lists Braveheart as his favourite movie...His favourite actress is Meg Ryan...Names Hawaii as one of his favourite vacation destinations...Enjoys playing soccer during the off-season...First big purchase made after signing his NHL contract was a house in Sweden.

## 2006-07 SEASON

Concluded the season with 81 points (10-71-81) in 82 games played...Established career highs for most assists in a game (4- Feb.6/07 at EDM) and a club record for most assists in a season (71)...Ranked 4th in the league in assists (71) and tied for 5th for power play assists (34) following the regular season...Earned his 71st assist of the season on the OT game-winner, Apr. 7 at SJ...Had two assists, finished a plus one and was named first star, Apr. 3 vs LA...Notched three assists and was named second star of the game, Mar. 29 at LA...Registered three assists, his 63rd of the season, to surpass Andre Boudrias' (62) franchise record for most assists in a single season; named second star, Mar. 25 vs COL...Recorded his 58th assist to record a new career high, Mar. 17 vs DET...Scored his 10th goal of the season, assisted on the OT game-winner and was named first star, Mar. 15 vs STL...Scored the OT game-winner, Mar. 9 at SJ...Recorded his 50th assist of the season, Feb. 25 at DAL...Scored his 8th goal and 48th assist, Feb. 18 vs COL...Set career high, recorded four assists and named second star, Feb. 6 at EDM...Recorded one point, his 200th career assist, Jan. 28 vs SJ...Registered three assists and won 81% of face-offs (9-11), Jan. 13 at TOR...Scored the game-winning goal and won 71% of face-offs, Dec. 14 vs CGY...Earned two assists, extending his point streak to five assists in three games, Dec. 12 vs PHX...Scored twice, added one assist, finished a plus three and was named first star of the game, Oct. 25 at CHI...Tallied three assists, Oct. 13 vs SJ...Assisted on the game-tying and game-winning goals, Oct. 6 at CBJ. **2007 STANLEY CUP PLAYOFFS:** Registered four points (2-2-4) in 12 playoff games...Netted one power play goal and one assist in Game 7 of Western Conference Quarter-Final; named third star, Apr. 23 vs DAL...Awarded second star of the game after scoring the quadruple overtime game-winning goal and notching an assist, Apr. 11 vs Dallas.

## CAREER

**2005-06:** Set career highs in goals (18), assists (57), points (75), and time on ice with an average of 16:54 per game...Led the team in assists and plus/minus with +11 and was second to Markus Naslund in team scoring...Won a gold medal at the 2006 Winter Olympic games as a member of Team Sweden; recorded four points (3-1-4) in eight games...Notched two assists, Apr. 12 vs SJ...Scored a shorthanded goal, Mar. 11 vs DAL...Scored a goal, an assist and tied for a team lead +2, Mar. 9 vs NSH...Had an assist on the game-winning overtime goal, his 43rd of the season, Feb. 12 vs MIN...Named NHL Offensive Player of the Week for his seven point effort (2-5-7) in three games played for the week ending Feb. 5...Recorded his 200th NHL point with an assist, Feb. 4 at EDM...Accumulated four points, setting a career high for most points in a game, and was named 2nd star for his efforts, Jan. 31 at PHX...Had a three point night (1-2-3), was 75% in the face-off circle and was named 1st star of the game, Jan. 21 vs MTL...Shared the team lead for points with three (1-2-3), Jan. 14 at NYL...Recorded one assist, extending his point streak to seven games (2-9-11), Dec. 17 vs EDM...Tallied three assists, Dec. 15 at PHI...Had a seven game point streak (3-5-8), Oct. 16 - 29...Scored three points (1-2-3) and was named 1st star, Oct. 10 at DET. **2003-04:** Played 76 games this season, finishing with a new career high 42 points (11-31-42) and 32 penalty minutes...Recorded his 10th goal and 41st point of the season, Mar. 21 vs CBJ...Notched his 31st assist of the season, established a new career high with 40 points, Mar. 6 at CBJ...Recorded his 30th assist and 39th point (tying career high for points) of the season, Feb. 28 vs STL...Scored one goal, one assist and was named 1st star, Feb. 5 at NJ...Scored a goal and an assist and was +3 on the night, Feb. 3 at NYL...Scored an end to end goal, and was named the game's 2nd star, Jan. 17 vs ANA...Scored the game tying goal with less than two minutes remaining and was named the game's 3rd star, Oct. 18 at MIN. **2002-03:** Finished the season with new career highs in assists and points (8-31-39), playing in 78 games with 38 penalty minutes and a plus/minus of +9...Scored his 8th goal, 30th assist, and was named the game's 1st star, Mar. 29 at LA...Scored the game-tying goal, his 7th of the season, Mar. 8 at TOR...Scored his 3rd goal of the season and was 80% in the face-off circle winning eight of ten draws, Jan. 30 vs EDM...**2001-02:** Has played every game in the first two seasons of his NHL career...Finished the regular season with 36 points (16-20-36)...Scored the overtime winning goal in Game 1 of the Canucks vs. Detroit first round playoff series...Set new career highs for goals (16) and points (36)...Named 1st star, scoring the game winner, his 16th of the season, and notched his 19th assist, Apr. 7 vs PHX...Had a four game goal streak, Mar. 26-Apr. 2...Scored his 4th goal in four games, his 15th of the season, Apr. 3 at LA...Notched his 17th assist of the season, on D. Sedin's game-winning goal, Mar. 16 at ATL...Recorded two assists, giving him four points in five games, Nov. 30 vs COL...Scored his first goal of the season, Nov. 11 at MIN...Recorded two assists in the first game of the season, and won 10 of 13 face-offs (76%), Oct. 4 vs CHI. **2000-01:** Played all 82 games in his rookie season...Finished tied for 12th among all rookies with 29 points (9-20-29)...Ranked 4th among NHL rookies with 450 face-offs won...Notched an assist for the 3rd straight game, Jan. 30 vs MIN...Recorded the game-winning goal, Jan. 12 at EDM...Scored his first NHL goal, added an assist and was named the game's 1st star, Oct. 16 vs TOR...Recorded his first NHL point, an assist, on the overtime game winning goal, Oct. 6 at FLA...Played his first NHL game, Oct. 5 at PHI.



## H SEDIN vs NHL

TEAM	GP	G	A	PTS	PTM
Anaheim	24	4	7	11	12
Atlanta	6	2	1	3	4
Boston	8	0	4	4	6
Buffalo	8	1	1	2	2
Calgary	36	5	16	21	22
Carolina	5	0	3	3	4
Chicago	22	6	12	18	10
Colorado	37	5	18	23	16
Columbus	23	3	13	16	6
Dallas	22	2	10	12	24
Detroit	24	2	13	15	12
Edmonton	37	8	21	29	18
Florida	6	1	4	5	8
Los Angeles	24	3	13	16	12
Minnesota	36	5	14	19	20
Montreal	11	2	6	8	4
Nashville	22	4	9	13	24
New Jersey	6	1	2	3	4
NY Islanders	6	2	4	6	2
NY Rangers	5	0	3	3	2
Ottawa	7	1	1	2	2
Philadelphia	6	1	4	5	0
Phoenix	24	2	14	16	14
Pittsburgh	6	2	1	3	6
San Jose	24	6	10	16	10
St. Louis	24	1	14	15	12
Tampa Bay	5	1	4	5	8
Toronto	12	2	5	7	0
Washington	6	0	3	3	2

**Totals 482 72 230 302 266**



# #26 RYAN SHANNON



## REGULAR SEASON

## PLAYOFFS

SEASON	CLUB	LEA	GP	G	A	PTS	PIM	GP	G	A	PTS	PIM
2001-02	Boston College	NCAA	38	8	17	25	12	-	-	-	-	-
2002-03	Boston College	NCAA	36	14	24	38	4	-	-	-	-	-
2003-04	Boston College	NCAA	42	15	27	42	22	-	-	-	-	-
2004-05	Boston College	NCAA	38	14	31	45	22	-	-	-	-	-
	Cincinnati	AHL	4	1	0	1	2	-	-	-	-	-
2005-06	Portland	AHL	71	27	59	86	44	19	11	11	22	8
<b>2006-07</b>	<b>Anaheim</b>	<b>NHL</b>	<b>53</b>	<b>2</b>	<b>9</b>	<b>11</b>	<b>10</b>	-	-	-	-	-
	Portland	AHL	14	2	7	9	12	-	-	-	-	-
<b>NHL Totals</b>			<b>53</b>	<b>2</b>	<b>9</b>	<b>11</b>	<b>10</b>	-	-	-	-	-

## CAREER

<b>Most Goals in a game</b>	1	Twice (latest Oct. 25.06 vs. EDM)
<b>Most Assists in a game</b>	2	Dec. 26.06 vs. SJ
<b>Most Points in a game</b>	2	Twice (latest @ SJ on Dec. 26.06)

## NHL FIRSTS

<b>First Game</b>	Oct. 6.06 vs LA
<b>First Goal</b>	Oct. 22.06 vs LA
<b>First Assist</b>	Oct. 22.06 vs LA

## ACQUIRED

Traded to Canucks by Anaheim for Jason King June 23, 2007.

## PERSONAL

Spends the off-season in his hometown, Darien Connecticut...Was engaged to girlfriend Jessica this past summer...Idolized Mike Gartner when he was growing up for his skating speed....Most memorable hockey experience was winning the Stanley Cup with the Anaheim Ducks in 2007.

## 2006-07 SEASON

Played 53 games with Anaheim in his rookie NHL season...Tallied 11 points on the year (2-9-11) and 10 PIM...Had two multiple-point games this season, both two-point efforts...Was a plus-2 twice this season (Oct. 22 at LA and Dec. 26 at SJ)...Collected his first NHL goal and added an assist, Oct. 22 at LA...Made his NHL debut on Oct. 6 vs LA...Had two stints with the Ducks, playing for Portland in 14 games this season...Finished season with nine points (2-7-9) and 12 PIM. **2007 STANLEY CUP PLAYOFFS:** Played in 11 post-season games recording 6 penalty minutes and winning a Stanley Cup.

## CAREER

**2005-06:** Made his professional debut with Portland (AHL)...Named to the AHL All-Rookie Team...Collected 22 points (11-11-22) in 19 postseason contests, finishing T-6th in the AHL in postseason scoring...Played in 71 games and scored 27-59-86 points, finishing 2nd in the AHL in rookie scoring, 4th in overall assists and 9th in overall scoring...In 116 career games at Boston College, collected 150 points (51-99-150) in 71 regular season games.



THE PLAYERS

## SHANNON vs NHL

TEAM	GP	G	A	PTS	PIM
Calgary	2	0	0	0	0
Carolina	1	0	0	0	0
Chicago	3	0	0	0	4
Colorado	3	0	0	0	0
Columbus	1	0	0	0	0
Dallas	4	0	0	0	0
Detroit	3	0	0	0	0
Edmonton	2	1	0	1	0
Florida	1	0	1	1	0
Los Angeles	6	1	1	2	0
Minnesota	4	0	0	0	4
Nashville	1	0	0	0	0
New Jersey	1	0	1	1	0
NY Islanders	1	0	0	0	0
NY Rangers	1	0	0	0	0
Philadelphia	1	0	0	0	2
Phoenix	7	0	1	1	0
Pittsburgh	1	0	0	0	0
San Jose	5	0	3	3	0
St. Louis	2	0	1	1	0
Vancouver	3	0	1	1	0
<b>Totals</b>	<b>53</b>	<b>2</b>	<b>9</b>	<b>11</b>	<b>10</b>



## COMPANY DIRECTORY

Home Ice ..... MTS Centre  
Address: ..... 260 Hargrave St.  
..... Winnipeg, MB R3C 5S5  
Telephone ..... 204.978.7825  
Fax ..... 204.926.5575  
Website ..... www.moosehockey.com  
Media Relations Telephone: ..... 204.926.5570  
Media Relations Fax: ..... 204.926.5575  
Ticket Information & Customer Service: ..... 204.987.7825

## EXECUTIVE DIRECTORY

### True North Sports & Entertainment Ltd.

Chairman, Governor, AHL ..... Mark Chipman  
President & CEO ..... Jim Ludlow  
Chief Operating Officer ..... John Olfert  
Senior VP & General Manager, MTS Centre ..... Kevin Donnelly  
VP, Sales & Marketing ..... Norva Riddell  
VP, People & Patron Services ..... Robert Thorsten

## 2007-08 SEASON SCHEDULE

Thu. Oct. 11	Grand Rapids	7:30 PM
Sat. Oct. 13	Grand Rapids	7:30 PM
Tue. Oct. 16	Rochester	7:30 PM
Wed. Oct. 17	Rochester	7:30 PM
Fri. Oct. 19	@ Rochester	6:35 PM
Sat. Oct. 20	@ Toronto	3:00 PM
Sun. Oct. 21	@ Hamilton	3:00 PM
Thu. Oct. 25	Rockford	7:30 PM
Fri. Oct. 26	Rockford	7:30 PM
Wed. Oct. 31	@ Quad City	7:05 PM
Fri. Nov. 2	@ Milwaukee	7:00 PM
Sat. Nov. 3	@ Rockford	7:05 PM
Fri. Nov. 9	Milwaukee	7:30 PM
Sat. Nov. 10	Milwaukee	7:30 PM
Thu. Nov. 15	Grand Rapids	7:30 PM
Fri. Nov. 16	Grand Rapids	7:30 PM
Sun. Nov. 18	@ Lake Erie	4:00 PM
Wed. Nov. 21	@ Rochester	6:05 PM
Fri. Nov. 23	@ Syracuse	6:30 PM
Sat. Nov. 24	@ Lake Erie	6:30 PM
Fri. Nov. 30	@ Iowa	7:07 PM
Sat. Dec. 1	@ Quad City	7:05 PM
Tue. Dec. 4	@ Iowa	7:07 PM
Fri. Dec. 7	Houston	7:30 PM
Sat. Dec. 8	Houston	7:30 PM
Fri. Dec. 14	Lake Erie	7:30 PM
Sat. Dec. 15	Lake Erie	7:30 PM
Fri. Dec. 21	Hamilton	7:30 PM
Sat. Dec. 22	Hamilton	7:30 PM
Thu. Dec. 27	@ Hamilton	6:30 PM
Fri. Dec. 28	@ Lake Erie	6:30 PM
Sat. Dec. 29	@ Syracuse	6:30 PM
Mon. Dec. 31	Lake Erie	4:00 PM
Tue. Jan. 1	Lake Erie	7:30 PM
Fri. Jan. 4	Rochester	7:30 PM
Sat. Jan. 5	Rochester	7:30 PM
Thu. Jan. 10	@ Houston	11:00 AM
Sat. Jan. 12	@ Houston	7:35 PM
Sun. Jan. 13	@ San Antonio	5:00 PM
Tue. Jan. 15	@ San Antonio	7:00 PM
Thu. Jan. 17	Peoria	7:30 PM

## HOCKEY OPERATIONS

Senior VP & Hockey Operations &  
General Manager ..... Craig Heisinger  
Head Coach ..... Scott Arniel  
Assistant Coach ..... Brad Berry  
Equipment Manager ..... Jason McMaster  
Head Medical Trainer ..... Robert Milette  
Assistant Medical Trainer ..... Mark Grehan  
Director, Player Personnel ..... Bruce Southern  
Scout ..... Jim Norgate  
..... Doug Shepherd  
Director, Corporate Communications  
& Hockey Operations ..... Scott Brown  
Communications Coordinator ..... Jen Sharpe

Fri. Jan. 18	Peoria	7:30 PM
Thu. Jan. 24	Syracuse	7:30 PM
Fri. Jan. 25	Syracuse	7:30 PM

### ALL-STAR BREAK - Jan. 27 & 28 @ Binghamton

Fri. Feb. 1	Hamilton	7:30 PM
Sat. Feb. 2	Hamilton	7:30 PM
Tue. Feb. 5	@ Peoria	7:00 PM
Fri. Feb. 8	@ Milwaukee	7:00 PM
Sat. Feb. 9	@ Rockford	7:05 PM
Sun. Feb. 10	@ Chicago	3:00 PM
Tue. Feb. 12	Iowa	7:30 PM
Wed. Feb. 13	Iowa	7:30 PM
Sat. Feb. 16	Toronto	7:30 PM
Sun. Feb. 17	Toronto	2:00 PM
Wed. Feb. 20	@ Chicago	7:00 PM
Fri. Feb. 22	@ Grand Rapids	6:00 PM
Sat. Feb. 23	@ Grand Rapids	6:00 PM
Sun. Feb. 24	@ Peoria	4:00 PM
Wed. Feb. 27	Hershey	7:30 PM
Thu. Feb. 28	Hershey	7:30 PM
Sat. Mar. 1	Quad City	7:30 PM
Sun. Mar. 2	Quad City	2:00 PM
Fri. Mar. 7	@ Hamilton	6:30 PM
Sat. Mar. 8	@ Toronto	6:00 PM
Sun. Mar. 9	@ Hamilton	3:00 PM
Sat. Mar. 15	@ Hershey	6:00 PM
Sun. Mar. 16	@ Hershey	4:00 PM
Wed. Mar. 19	San Antonio	7:30 PM
Thu. Mar. 20	San Antonio	7:30 PM
Tue. Mar. 25	@ Lake Erie	6:00 PM
@ Wed. Mar. 26	@ Rochester	6:05 PM
Fri. Mar. 28	@ Rochester	6:35 PM
Sat. Mar. 29	@ Toronto	6:00 PM
Tue. Apr. 1	Chicago	7:30 PM
Wed. Apr. 2	Chicago	7:30 PM
Fri. Apr. 4	Toronto	7:30 PM
Sat. Apr. 5	Toronto	7:30 PM
Fri. Apr. 11	@ Grand Rapids	6:00 PM
Sat. Apr. 12	@ Grand Rapids	6:00 PM
Sun. Apr. 13	@ Toronto	3:00 PM

Please note all times are Central



## SCOTT ARNIEL

### HEAD COACH

**Born:** September 17, 1962

**Birthplace:** Kingston, Ontario

**Family:** Wife, Lia; Son, Brendan; Daughter, Stephanie

Scott Arniel, 45, enters his second season as the Head Coach of the Manitoba Moose. Prior to becoming the fifth head coach in franchise history, the Kingston, Ontario native served as an Assistant Coach with the Buffalo Sabres, a position he held for three seasons. In the 2005-06 NHL season, Arniel helped lead Buffalo to the Eastern Conference Finals.

Arniel returned to the Moose last season, where he once served as both an Assistant Coach and player. During his tenure as an Assistant Coach, from 2000-02, the Moose had an overall record of 78-64-7-13.

The left-winger spent three seasons with the franchise as a player from 1996-99 and was the team captain in the final two seasons with Manitoba. In 222 games played with the Moose of the IHL and later AHL, Arniel recorded 67 goals, 104 assists (67-104-171) and 233 penalty minutes. He is among the franchise leaders in numerous offensive categories, including games played (9th), goals (6th), assists (6th), points (5th) and power play goals (7th). He was named the team's Unsung Hero in 1997 and Most Valuable Player in 1998.

Arniel began his NHL career in Manitoba after being drafted by the Winnipeg Jets in the second round, 22nd overall, of the 1981 NHL Entry Draft. He played in 331 games with the Jets from 1981-86, recording 170 points (75-95-170) and 249 penalty minutes. Overall, Arniel played 730 games in the NHL with Winnipeg, Buffalo, and Boston from 1981-1992. Over his NHL career, Arniel scored a total of 149 goals, 189 assists (149-189-338) and recorded 599 penalty minutes.

## BRAD BERRY

### ASSISTANT COACH

**Born:** April 1, 1965

**Birthplace:** Bashaw, Alberta

**Residence:** Winnipeg, Manitoba

**Family:** Wife, Susanne; Daughters, Brianna, Brooke; Son, Bauer

Brad Berry enters his second season with the Manitoba Moose as Assistant Coach, once again joining Head Coach and former Winnipeg Jets teammate, Scott Arniel behind the Moose bench. The Bashaw, Alberta native joined the Moose prior to last season from the University of North Dakota Fighting Sioux, where he served as an Assistant Coach for four years and an Associate Head Coach for two years. In that time, the Fighting Sioux advanced to the NCAA Frozen Four National Championships three times (2001, 2005, 2006), capturing two WCHA Division Titles, and one WCHA Playoff title.

After graduating from the University of North Dakota and three seasons with the Fighting Sioux, Berry played 241 games in the National Hockey League with the Winnipeg Jets, Minnesota North Stars, and Dallas Stars from 1986-1994. In that time, he collected 32 points (4-28-32) and 323 penalty minutes. He also played in 13 Stanley Cup playoff games where he recorded an assist and 16 penalty minutes.

Berry appeared in 404 games in the International Hockey League with Kalamazoo and Michigan from 1991 until his retirement following the 1999 season. He scored 23 goals, 77 assists (23-77-100) and recorded 538 penalty minutes in the IHL. He also played in 21 Turner Cup playoff games where he scored two goals, five assists and 22 penalty minutes. In the American Hockey League, Berry played 86 games with the Moncton Hawks recording five goals, 28 assists and 111 penalty minutes.

Berry was originally drafted by the Winnipeg Jets in the second round, 29th overall, in the 1983 NHL Entry Draft.



SCOTT ARNIEL



BRAD BERRY

WHERE THE PLAYERS SHOP



CANUCKS



TEAM STORE

GENERAL MOTORS PLACE, GATE 6 | OPEN MON - SAT, 10 AM TO 4:30 PM  
604.899.7890 | 1.877.414.1244 | [canucks.com/teamstore](http://canucks.com/teamstore)

# CANUCKS HOCKEY IS ON TEAM 1040



**Follow Your Team on the TEAM**



**TEAM 1040**  
**SPORTS RADIO**

# JUHA ALEN

DEFENCE SHOOTS LEFT 6'4" 218 LBS TAMPERE, FINLAND OCT. 25, 1981



## STATS

## REGULAR SEASON

## PLAYOFFS

SEASON	TEAM	LEA	GP	G	A	PTS	PIM	GP	G	A	PTS	PIM
2002-03	N.Mich.Univ	NCAA	40	4	19	23	64	-	-	-	-	-
2003-04	Cincinnati	AHL	59	2	3	5	64	9	0	0	0	14
2004-05	Ilves Tampere	FNL	7	0	0	0	16	2	0	1	1	0
2005-06	Ilves Tampere	FNL	52	5	5	10	104	4	0	0	0	6
2006-07	Ilves Tampere	FNL	27	4	4	8	42	-	-	-	-	-
	Blues	FNL	12	0	0	0	4	-	-	-	-	-

## ACQUIRED

Traded to Vancouver along with Keith Carney from Anaheim in exchange for Brett Skinner and a second round draft pick in 2006.

# JOZEF BALEJ

RIGHT WING SHOOTS RIGHT 6'1" 190 LBS MYJAVA, CZECHOSLOVAKIA FEB. 22, 1982



## STATS

## REGULAR SEASON

## PLAYOFFS

SEASON	TEAM	LEA	GP	G	A	PTS	PIM	GP	G	A	PTS	PIM
1998-99	Thunder Bay	USHL	38	8	7	15	9	-	-	-	-	-
	Rochester	USHL	17	0	1	1	2	-	-	-	-	-
1999-00	Portland	WHL	65	22	23	45	33	-	-	-	-	-
2000-01	Portland	WHL	46	32	21	53	18	16	9	6	15	6
2001-02	Portland	WHL	65	51	41	92	52	7	0	2	2	6
2002-03	Hamilton	AHL	56	5	15	20	29	3	1	0	1	2
2003-04	Montreal	NHL	4	0	0	0	0	-	-	-	-	-
	NY Rangers	NHL	13	1	4	5	4	-	-	-	-	-
	Hamilton	AHL	55	25	33	58	32	-	-	-	-	-
	Hartford	AHL	5	1	3	4	21	16	9	7	16	10
2004-05	Hartford	AHL	69	20	22	42	46	6	0	0	0	4
2005-06	Vancouver	NHL	1	0	1	1	0	-	-	-	-	-
	Manitoba	AHL	39	14	15	29	20	4	1	0	1	4
2006-07	Fribourg-Gotteron	Swiss	37	13	17	30	44	-	-	-	-	-
VANCOUVER TOTALS			1	0	1	1	0	-	-	-	-	-
NHL TOTALS			18	1	5	6	4	-	-	-	-	-

## ACQUIRED

Traded to Vancouver along with a conditional draft pick from the New York Rangers in exchange for Fedor Fedorov.

# MARC-ANDRE BERNIER

RIGHT WING SHOOTS RIGHT 6'3" 200 LBS LAVAL, QUEBEC FEB. 5, 1985



## STATS

## REGULAR SEASON

## PLAYOFFS

SEASON	TEAM	LEA	GP	G	A	PTS	PIM	GP	G	A	PTS	PIM
2001-02	Halifax	QMJHL	49	0	6	6	20	2	0	0	0	0
2002-03	Halifax	QMJHL	67	29	29	58	43	21	9	8	17	8
2003-04	Cape Breton	QMJHL	58	27	23	50	27	5	1	3	4	2
2004-05	Halifax	QMJHL	65	27	23	50	51	12	4	5	9	8
2005-06	Manitoba	AHL	16	0	0	0	7	-	-	-	-	-
	Columbia	ECHL	44	6	17	23	34	-	-	-	-	-
2006-07	Manitoba	AHL	23	1	1	2	16	-	-	-	-	-
	Victoria	ECHL	40	18	15	33	32	6	1	1	2	8

## ACQUIRED

Vancouver's 2nd choice, 60th overall, in 2003 Entry Draft.

DEFENCE SHOOTS LEFT 6'2" 211 LBS SHIPPAGAN, NEW BRUNSWICK FEB. 16, 1987

## STATS


## REGULAR SEASON

## PLAYOFFS

SEASON	TEAM	LEA	GP	G	A	PTS	PIM	GP	G	A	PTS	PIM
2003-04	Val-d'Or	QMJHL	64	2	6	8	58	7	1	0	1	4
2004-05	Val-d'Or	QMJHL	70	13	19	32	117	-	-	-	-	-
2005-06	Val-d'Or	QMJHL	20	2	18	20	54	-	-	-	-	-
	Moncton	QMJHL	10	1	7	8	8	16	0	3	3	22
2006-07	Vancouver	NHL	9	0	0	0	4	-	-	-	-	-
	Moncton	QMJHL	13	3	11	14	28	-	-	-	-	-
	Cape Breton	QMJHL	23	1	5	6	45	16	2	11	13	28
	Manitoba	AHL	-	-	-	-	-	5	0	0	0	2
VANCOUVER/NHL TOTALS			9	0	0	0	4	-	-	-	-	-

## ACQUIRED

Vancouver's 1st choice, 10th overall, in 2005 Entry Draft.



MIKE BROWN I

RIGHT WING SHOOTS RIGHT 6'0" 210 LBS NORTHBROOK, ILLINOIS JUN. 24, 1985

## STATS

## REGULAR SEASON

## PLAYOFFS

SEASON	TEAM	LEA	GP	G	A	PTS	PIM	GP	G	A	PTS	PIM
2003-04	U. of Michigan	NCAA	42	8	5	13	51	-	-	-	-	-
2004-05	U. of Michigan	NCAA	35	3	5	8	95	-	-	-	-	-
2005-06	Manitoba	AHL	73	7	8	15	139	13	1	2	3	17
2006-07	Manitoba	AHL	62	3	0	3	194	13	0	2	2	16

## ACQUIRED

Vancouver's 4th choice, 159th overall, in 2004 Entry Draft.



ARTEM CHUBAROV I

CENTRE SHOOTS LEFT 5'11" 189 LBS GORKY, USSR DEC. 13, 1979

## STATS


## REGULAR SEASON

## PLAYOFFS

SEASON	TEAM	LEA	GP	G	A	PTS	PIM	GP	G	A	PTS	PIM
1997-98	Moscow	RUS	30	1	4	5	4	-	-	-	-	-
1998-99	Moscow	RUS	34	8	2	10	10	12	0	0	0	4
1999-00	Vancouver	NHL	49	1	8	9	10	-	-	-	-	-
	Syracuse	AHL	14	7	6	13	4	1	0	0	0	0
2000-01	Vancouver	NHL	1	0	0	0	0	-	-	-	-	-
	Kansas City	IHL	10	7	4	11	12	-	-	-	-	-
2001-02	Vancouver	NHL	51	5	5	10	10	6	0	1	1	0
	Manitoba	AHL	19	7	12	19	4	-	-	-	-	-
2002-03	Vancouver	NHL	62	7	13	20	6	14	0	2	2	4
2003-04	Vancouver	NHL	65	12	7	19	14	7	0	1	1	0
2004-05	Moscow	RUS	27	4	10	14	10	-	-	-	-	-
2005-06	Omsk	RUS	47	10	15	25	36	-	-	-	-	-
2006-07	Omsk	RUS	40	9	27	36	4	9	2	6	8	2
VANCOUVER/NHL TOTALS			228	25	33	58	40	27	0	4	4	4

## ACQUIRED


Vancouver's 2nd choice, 31st overall, in 1998 Entry Draft.





# GREG CLASSEN

CENTRE SHOOTS LEFT 6'1" 200 LBS AYLISHAM, SASKATCHEWAN AUG. 24, 1977



## STATS

## REGULAR SEASON

## PLAYOFFS


SEASON	TEAM	LEA	GP	G	A	PTS	PIM	GP	G	A	PTS	PIM
1998-99	Merrimack	NCAA	36	14	11	25	28	-	-	-	-	-
1999-00	Merrimack	NCAA	36	14	16	30	16	-	-	-	-	-
	Milwaukee	IHL	11	1	0	1	2	2	0	0	0	2
2000-01	Nashville	NHL	27	2	4	6	14	-	-	-	-	-
	Milwaukee	IHL	23	5	10	15	31	5	0	0	0	0
2001-02	Nashville	NHL	55	5	6	11	30	-	-	-	-	-
	Milwaukee	AHL	8	2	4	6	12	-	-	-	-	-
2002-03	Nashville	NHL	8	0	0	0	4	-	-	-	-	-
	Milwaukee	AHL	72	20	28	48	61	6	1	1	2	4
2003-04	Milwaukee	AHL	68	18	29	47	95	20	4	3	7	12
2004-05	Assat Pori	FNL	42	8	10	18	74	2	0	0	0	0
2005-06	Milwaukee	AHL	76	24	26	50	67	21	1	15	16	18
2006-07	Hamburg	DEL	50	9	26	35	70	7	1	0	1	14
NHL TOTALS			90	7	10	17	48	-	-	-	-	-

## ACQUIRED

Signed as a free agent July 3, 2007.

# PATRICK COULOMBE

DEFENCE SHOOTS LEFT 5'9" 169 LBS ST. FABIEN, QUEBEC APR. 23, 1985



## STATS

## REGULAR SEASON

## PLAYOFFS

SEASON	TEAM	LEA	GP	G	A	PTS	PIM	GP	G	A	PTS	PIM
2001-02	Rimouski	QMJHL	34	0	8	8	30	7	0	3	3	2
2002-03	Rimouski	QMJHL	72	6	25	31	48	-	-	-	-	-
2003-04	Rimouski	QMJHL	59	7	38	45	32	9	0	5	5	0
2004-05	Rimouski	QMJHL	70	8	60	68	46	13	2	17	19	6
2005-06	Rimouski	QMJHL	29	5	23	28	18	-	-	-	-	-
	Chicoutimi	QMJHL	33	18	31	49	22	9	2	10	12	6
2006-07	Vancouver	NHL	7	0	1	1	4	-	-	-	-	-
	Manitoba	AHL	44	3	6	9	22	1	0	0	0	0
	Victoria	ECHL	6	0	3	3	2	6	0	2	2	0
VANCOUVER/NHL TOTALS			7	0	1	1	4	-	-	-	-	-

## ACQUIRED

Signed as a free agent October 31, 2006.

# ALEXANDER EDLER

DEFENCE SHOOTS LEFT 6'3" 222 LBS OSTERSUND, SWEDEN APR. 21, 1986



## STATS

## REGULAR SEASON

## PLAYOFFS

SEASON	TEAM	LEA	GP	G	A	PTS	PIM	GP	G	A	PTS	PIM
2003-04	Jamtland	SWE	24	3	6	9	20	-	-	-	-	-
2004-05	MoDo Jr.	SWE	33	8	15	23	40	5	1	0	1	6
2005-06	Kelowna	WHL	62	13	40	53	44	12	3	5	8	12
2006-07	Vancouver	NHL	22	1	2	3	6	3	0	0	0	2
	Manitoba	AHL	49	5	21	26	28	8	0	0	0	2
NHL TOTALS			22	1	2	3	6	3	0	0	0	2

## ACQUIRED

Vancouver's 2nd choice, 91st overall in 2004 NHL Draft.

# ZACK FITZGERALD I


DEFENCE SHOOTS LEFT 6'1" 210 LBS TWO HARBORS, MINNESOTA JUN. 16, 1985

## STATS

SEASON	TEAM	LEA	GP	G	A	PTS	PIM	GP	G	A	PTS	PIM
2001-02	Seattle	WHL	61	3	7	10	214	10	0	2	2	19
2002-03	Seattle	WHL	64	8	14	22	232	15	0	4	4	33
2003-04	Seattle	WHL	58	4	15	19	163	-	-	-	-	-
2004-05	Seattle	WHL	65	7	18	25	244	9	0	3	3	24
2005-06	Alaska	ECHL	12	1	1	2	108	-	-	-	-	-
2006-07	Peoria	AHL	13	1	1	2	47	-	-	-	-	-
	Peoria	AHL	29	0	2	2	86	-	-	-	-	-
	Alaska	ECHL	10	0	1	1	48	14	2	3	5	82

## ACQUIRED

Traded to Vancouver from St. Louis in exchange for F-P. Guenette on August 1, 2007.



THE PLAYERS

# COLBY GENOWAY I

RIGHT WING SHOOTS RIGHT 6'1" 201 LBS MORDEN, MANITOBA DEC. 12, 1983

## STATS

SEASON	TEAM	LEA	GP	G	A	PTS	PIM	GP	G	A	PTS	PIM
2002-03	U. of North Dakota	NCAA	31	1	2	3	24	-	-	-	-	-
2003-04	U. of North Dakota	NCAA	40	11	23	34	22	-	-	-	-	-
2004-05	U. of North Dakota	NCAA	42	13	31	44	38	-	-	-	-	-
	Hartford	AHL	4	0	0	0	0	-	-	-	-	-
2005-06	Hartford	AHL	77	26	35	61	78	13	4	8	12	10
2006-07	Portland	AHL	41	8	21	29	36	-	-	-	-	-
	Manitoba	AHL	32	1	11	12	12	13	1	1	2	6

## ACQUIRED

Traded to Vancouver from Anaheim in exchange for Joe Rullier on January 24, 2007.



# EVGENY GLADSKIKH I

RIGHT WING SHOOTS LEFT 6'0" 198 LBS MAGNITOGORSK, USSR APR. 24, 1982

## STATS

SEASON	TEAM	LEA	GP	G	A	PTS	PIM	GP	G	A	PTS	PIM
1999-00	Magnitogorsk	RUS	1	0	0	0	0	-	-	-	-	-
2000-01	Magnitogorsk	RUS	31	3	5	8	10	12	0	2	2	2
2001-02	Magnitogorsk	RUS	32	5	6	11	6	4	0	0	0	4
2002-03	Magnitogorsk	RUS	42	4	7	11	18	3	0	0	0	2
2003-04	Magnitogorsk	RUS	47	13	13	26	22	14	3	1	4	10
2004-05	Magnitogorsk	RUS	42	11	12	23	24	4	1	0	1	4
2005-06	Magnitogorsk	RUS	43	12	8	20	20	7	1	1	2	2
2006-07	Magnitogorsk	RUS	47	5	9	14	16	15	2	4	6	6

## ACQUIRED

Vancouver's 4th choice, 114th overall, in 2001 Entry Draft.



# MICHAEL GRABNER

RIGHT WING SHOOTS LEFT 6'0" 187 LBS VILLACH, AUSTRIA OCT. 5, 1987



## STATS

SEASON	TEAM	LEA	REGULAR SEASON					PLAYOFFS				
			GP	G	A	PTS	PIM	GP	G	A	PTS	PIM
2003-04	VSV EC	AUS	18	2	1	3	0	-	-	-	-	-
2004-05	Spokane	WHL	58	13	11	24	18	-	-	-	-	-
2005-06	Spokane	WHL	67	36	14	50	28	-	-	-	-	-
2006-07	Spokane	WHL	55	39	16	55	34	6	0	1	1	2
		Manitoba AHL	2	1	1	2	0	6	0	0	0	0

## ACQUIRED

Vancouver's 1st choice, 14th overall in 2006 Entry Draft.

# DENIS GROT

DEFENCE SHOOTS LEFT 6'1" 180 LBS MINSK, USSR JAN. 6, 1984



## STATS


SEASON	TEAM	LEA	REGULAR SEASON					PLAYOFFS				
			GP	G	A	PTS	PIM	GP	G	A	PTS	PIM
2003-04	Yaroslavl	RUS	31	0	2	2	4	3	0	0	0	2
2004-05	Yaroslavl	RUS	1	0	0	0	2	-	-	-	-	-
	Novosibirsk	RUS	23	0	4	4	32	-	-	-	-	-
2005-06	Moscow	RUS	48	1	4	5	28	3	0	0	0	0
2006-07	Nizhnekamsk	RUS	38	2	7	9	59	1	0	0	0	2

## ACQUIRED

Vancouver's 2nd choice, 55th overall, in 2002 Entry Draft.

# JANNIK HANSEN

LEFT WING SHOOTS LEFT 6'0" 194 LBS HERLEV, DENMARK MAR. 15, 1986



## STATS

SEASON	TEAM	LEA	REGULAR SEASON					PLAYOFFS				
			GP	G	A	PTS	PIM	GP	G	A	PTS	PIM
2003-04	Rodovre	DEN	35	12	7	19	48	-	-	-	-	-
2004-05	Rodovre	DEN	32	17	17	34	40	5	3	1	4	24
2005-06	Portland	WHL	64	24	40	64	67	12	7	6	13	16
2006-07	Vancouver	NHL	-	-	-	-	-	10	0	1	1	4
		Manitoba AHL	72	12	22	34	38	6	0	0	0	2

## VANCOUVER/NHL TOTALS

- - - - - 10 0 1 1 4

## ACQUIRED

Vancouver's 7th choice, 287th overall in 2004 Entry Draft.

**DEFENCE SHOOTS RIGHT 6'1" 198 LBS MELVILLE, SASKATCHEWAN JUL. 30, 1985**

## STATS

SEASON	TEAM	LEA	REGULAR SEASON					PLAYOFFS				
			GP	G	A	PTS	PIM	GP	G	A	PTS	PIM
2002-03	Melville	SJHL	53	6	14	20	53	-	-	-	-	-
2003-04	Everett	WHL	66	3	7	10	25	21	0	2	2	8
2004-05	Everett	WHL	72	12	26	38	21	11	2	0	2	6
2005-06	Everett	WHL	66	10	49	59	91	14	3	10	13	10
2006-07	Manitoba	AHL	57	2	4	6	14	7	0	0	0	8
	Victoria	ECHL	3	0	1	1	4	-	-	-	-	-

## ACQUIRED

Signed July 24, 2006.



# JASON JAFFRAY

**LEFT WING SHOOTS LEFT 6'1" 195 LBS RIMBEY, ALBERTA JUN. 30, 1981**

## STATS

SEASON	TEAM	LEA	REGULAR SEASON					PLAYOFFS				
			GP	G	A	PTS	PIM	GP	G	A	PTS	PIM
1997-98	Edmonton	WHL	6	0	1	1	0	-	-	-	-	-
1998-99	Kootenay	WHL	57	14	12	26	50	7	1	2	3	6
1999-00	Kootenay	WHL	71	24	28	52	104	21	10	9	19	17
2000-01	Kootenay	WHL	70	31	42	73	108	11	5	7	12	10
2001-02	Kootenay	WHL	32	15	19	34	38	-	-	-	-	-
	Swift Current	WHL	41	23	26	49	44	12	4	5	9	25
2002-03	Roanoke	ECHL	64	34	51	85	89	4	0	3	3	4
	Norfolk	AHL	2	0	0	0	0	-	-	-	-	-
2003-04	Wheeling	ECHL	54	37	37	74	81	2	1	1	2	2
	Wilkes-Barre/Scranton	AHL	5	0	1	1	0	-	-	-	-	-
2004-05	Wheeling	ECHL	23	6	6	12	22	-	-	-	-	-
	Cleveland	AHL	30	10	6	16	23	-	-	-	-	-
	Manitoba	AHL	14	4	4	8	6	1	0	0	0	0
2005-06	Manitoba	AHL	73	12	35	47	58	13	6	1	7	11
2006-07	Manitoba	AHL	77	35	46	81	75	13	6	7	13	6

## ACQUIRED

Signed July 17, 2007.



# MIKKO JOKELA

**DEFENCE SHOOTS RIGHT 6'1" 205 LBS LAPPEENRANTA, FINLAND MAR. 4, 1980**

## STATS

SEASON	TEAM	LEA	REGULAR SEASON					PLAYOFFS				
			GP	G	A	PTS	PIM	GP	G	A	PTS	PIM
1997-98	HIFK	FIN	16	0	0	0	0	-	-	-	-	-
1998-99	HIFK	FIN	3	0	0	0	2	-	-	-	-	-
	KalPa	FIN	42	1	2	3	18	-	-	-	-	-
1999-00	SaiPa	FIN	48	0	5	5	50	-	-	-	-	-
2000-01	SaiPa	FIN	50	1	0	1	26	-	-	-	-	-
2001-02	Albany	AHL	56	5	13	18	28	-	-	-	-	-
2002-03	Vancouver	NHL	1	0	0	0	0	-	-	-	-	-
	Albany	AHL	44	8	11	19	35	-	-	-	-	-
	Manitoba	AHL	32	3	7	10	17	14	1	4	5	2
2003-04	Manitoba	AHL	78	5	10	15	52	-	-	-	-	-
2004-05	HPK Hameenlinna	FIN	55	4	12	16	102	10	2	1	3	12
2005-06	HPK Hameenlinna	FIN	25	6	2	8	65	11	2	3	5	43
2006-07	HPK Hameenlinna	FIN	29	5	12	17	40	9	1	3	4	12

**VANCOUVER/NHL TOTALS**

**1 0 0 0 0**

## ACQUIRED

Traded to Vancouver from New Jersey in exchange for Steve Kariya, January 24, 2003.



# KIRIL KOLTSOV

DEFENCE SHOOTS LEFT 5'11" 176 LBS CHELYABINSK, USSR FEB. 1, 1983



## STATS

## REGULAR SEASON

## PLAYOFFS

SEASON	TEAM	LEA	GP	G	A	PTS	PIM	GP	G	A	PTS	PIM
1999-00	Omsk	RUS	2	0	0	0	0	-	-	-	-	-
2000-01	Omsk	RUS	39	0	1	1	20	16	1	3	4	12
2001-02	Omsk	RUS	40	1	5	6	34	11	1	0	1	0
2002-03	Omsk	RUS	45	4	8	12	54	12	1	3	4	8
2003-04	Manitoba	AHL	74	7	25	32	62	-	-	-	-	-
2004-05	Manitoba	AHL	28	3	14	17	42	-	-	-	-	-
	RUS	RUS	22	2	2	4	46	10	0	1	1	18
2005-06	Omsk	RUS	43	9	8	17	98	13	4	5	9	10
2006-07	Omsk	RUS	51	9	31	40	46	9	3	3	6	12

## ACQUIRED

Vancouver's 2nd choice, 49th overall in 2002 Entry Draft.

# ILIA KRIKUNOV

FORWARD SHOOTS LEFT 5'10" 161 LBS ELEKTROSTAL, USSR FEB. 27, 1984



## STATS

## REGULAR SEASON

## PLAYOFFS

SEASON	TEAM	LEA	GP	G	A	PTS	PIM	GP	G	A	PTS	PIM
2003-04	Voskresensk	RUS	50	10	9	19	14	-	-	-	-	-
2004-05	Voskresensk	RUS	58	9	14	23	20	-	-	-	-	-
2005-06	Mytishi	RUS	46	10	5	15	57	8	1	1	2	2
2006-07	Mytishi Khimik	RUS	48	9	7	16	56	-	-	-	-	-

## ACQUIRED

Vancouver's 7th choice, 223rd overall, in 2002 Entry Draft.

# DREW MacINTYRE

GOALTENDER CATCHES LEFT 6'2" 185 LBS CHARLOTTETOWN, PEI JUN. 24, 1983



## STATS

## REGULAR SEASON

## PLAYOFFS

SEASON	TEAM	LEA	GPI	MIN	GA	EN	SO	GAA	W	L	T	SVS	PCT
1999-00	Sherbrooke	QMJHL	24	1253	67	0	0	3.21	10	7	2	670	.900
2000-01	Sherbrooke	QMJHL	48	2552	139	0	4	3.27	17	22	3	1415	.902
2001-02	Sherbrooke	QMJHL	55	3028	201	0	1	3.98	15	34	3	1833	.890
2002-03	Sherbrooke	QMJHL	61	3515	161	0	2	2.75	31	24	5	1750	.908
2003-04	Toledo	ECHL	11	574	25	1	0	2.61	6	4	0	282	.919
2004-05	Toledo	ECHL	2	87	6	1	0	4.12	0	1	0	34	.850
	Grand Rapids	AHL	24	1049	47	0	1	2.69	7	8	0	431	.902
2005-06	Grand Rapids	AHL	13	681	33	1	0	2.91	8	4	0	287	.897
	Toledo	ECHL	33	1981	68	0	2	2.06	24	7	2	845	.926
2006-07	Manitoba	AHL	41	2290	83	n/a	3	2.17	24	12	2	n/a	.922

## ACQUIRED

Traded to Vancouver from Detroit in exchange for a conditional pick in the 2007 Entry Draft on September 12, 2006.




DEFENCE SHOOTS LEFT 6'2" 205 LBS SUMMERSIDE, PRINCE EDWARD ISLAND JAN. 6, 1985

## STATS

SEASON	TEAM	LEA	GP	G	A	PTS	PIM	GP	G	A	PTS	PIM
2002-03	Toronto	OHL	68	5	10	15	121	19	0	4	4	41
2003-04	Toronto	OHL	57	4	11	15	183	16	0	1	1	22
2004-05	Toronto	OHL	67	4	22	26	160	3	0	1	1	13
2005-06	Manitoba	AHL	66	1	6	7	155	12	0	0	0	28
2006-07	Vancouver	NHL	1	0	0	0	7	-	-	-	-	-
	Manitoba	AHL	63	1	2	3	139	2	0	0	0	0
VANCOUVER/NHL TOTALS				1	0	0	0	7	-	-	-	-

## ACQUIRED

Vancouver's 9th choice, 254th overall in 2003 Entry Draft.



# LUKAS MENSATOR

GOALTENDER CATCHES LEFT 5'8" 180 LBS SOKOLOV, CZECHOSLOVAKIA AUG. 18, 1984

## STATS

SEASON	TEAM	LEA	GPI	W	L	T	MIN	GA	SO	GAA
2002-03	Ottawa	OHL	42	26	8	5	2395	122	0	3.06
2003-04	Ottawa	OHL	50	18	22	7	2924	162	0	3.32
2004-05	Karlovy	CZE	13	3	7	3	686	34	1	2.97
2005-06	Karlovy	CZE	36	14	14	8	1981	69	5	2.09
2006-07	Karlovy	CZE	22	N/A	N/A	N/A	1166	47	1	2.42

## ACQUIRED

Vancouver's 4th choice, 83rd overall, in 2002 Entry Draft.



# BRAD MORAN

CENTRE SHOOTS LEFT 5'11" 185 LBS ABBOTSFORD, BRITISH COLUMBIA MAR. 20, 1979

## STATS

SEASON	TEAM	LEA	GP	G	A	PTS	PIM	GP	G	A	PTS	PIM
1995-96	Calgary	WHL	70	13	31	44	28	-	-	-	-	-
1996-97	Calgary	WHL	72	30	36	66	61	-	-	-	-	-
1997-98	Calgary	WHL	72	53	49	102	64	18	10	8	18	20
1998-99	Calgary	WHL	71	60	58	118	96	21	17	25	42	26
1999-00	Calgary	WHL	72	48	72	120	84	13	7	15	22	18
2000-01	Syracuse	AHL	71	11	19	30	30	5	3	4	7	2
2001-02	Columbus	NHL	3	0	0	0	0	-	-	-	-	-
	Syracuse	AHL	64	25	24	49	51	10	5	8	13	2
2002-03	Syracuse	AHL	47	12	19	31	22	-	-	-	-	-
2003-04	Columbus	NHL	2	1	1	2	2	-	-	-	-	-
	Syracuse	AHL	72	24	35	59	44	7	5	3	8	2
2004-05	Syracuse	AHL	80	26	46	72	70	-	-	-	-	-
2005-06	Langnau	SWISS	18	4	4	8	18	-	-	-	-	-
2006-07	Vancouver	NHL	3	0	1	1	2	-	-	-	-	-
	Manitoba	AHL	69	25	47	72	52	13	5	6	11	12
VANCOUVER TOTALS			3	0	1	1	2	-	-	-	-	-
NHL TOTALS			8	1	2	3	4	-	-	-	-	-

## ACQUIRED

Signed as a free agent, June 19, 2006.



# DANIEL RAHIMI

DEFENCE SHOOTS LEFT 6'2" 215 LBS UMEA, SWEDEN APR. 28, 1987



## STATS

## REGULAR SEASON

## PLAYOFFS

SEASON	TEAM	LEA	GP	G	A	PTS	PIM	GP	G	A	PTS	PIM
2005-06	Bjorkloven IF	Swe-1	6	0	0	0	4	-	-	-	-	-
2006-07	Bjorkloven IF	Swe-1	33	0	2	2	104	-	-	-	-	-
	Manitoba	AHL	1	0	0	0	0	4	0	0	0	2

## ACQUIRED

Vancouver's third round pick, #82 overall in the 2006 Entry Draft.

# MASON RAYMOND

WING SHOOTS LEFT 6'0" 182 LBS CALGARY, ALBERTA SEP. 17, 1985



## STATS

## REGULAR SEASON

## PLAYOFFS

SEASON	TEAM	LEA	GP	G	A	PTS	PIM	GP	G	A	PTS	PIM
2003-04	Camrose	AJHL	57	27	35	62	32	-	-	-	-	-
2004-05	Camrose	AJHL	55	41	41	82	80	15	8	12	20	-
2005-06	U. of Minn-Duluth	NCAA	40	11	17	28	30	-	-	-	-	-
2006-07	U. of Minn-Duluth	NCAA	39	14	32	46	45	-	-	-	-	-
	Manitoba	AHL	11	2	2	4	6	13	0	1	1	0

## ACQUIRED

Vancouver's second round pick, #51 overall in the 2005 Entry Draft.

# RICK RYPIEN

CENTRE SHOOTS RIGHT 5'11" 184 LBS COLEMAN, ALBERTA MAY 16, 1984



## STATS

## REGULAR SEASON

## PLAYOFFS

SEASON	TEAM	LEA	GP	G	A	PTS	PIM	GP	G	A	PTS	PIM
2001-02	Regina	WHL	1	0	0	0	0	-	-	-	-	-
2002-03	Regina	WHL	50	6	12	18	159	5	1	1	2	21
2003-04	Regina	WHL	65	19	26	45	186	4	0	1	1	18
2004-05	Regina	WHL	63	22	29	51	148	-	-	-	-	-
	Manitoba	AHL	8	1	1	2	5	14	0	0	0	35
2005-06	<b>Vancouver</b>	<b>NHL</b>	<b>5</b>	<b>1</b>	<b>0</b>	<b>1</b>	<b>4</b>	-	-	-	-	-
	Manitoba	AHL	49	9	6	15	122	13	1	1	2	22
2006-07	<b>Vancouver</b>	<b>NHL</b>	<b>2</b>	<b>0</b>	<b>0</b>	<b>0</b>	<b>5</b>	-	-	-	-	-
	Manitoba	AHL	14	3	3	6	35	-	-	-	-	-
<b>NHL TOTALS</b>			<b>7</b>	<b>1</b>	<b>0</b>	<b>1</b>	<b>9</b>	-	-	-	-	-

## ACQUIRED

Signed as a free agent on Nov. 9, 2005.

DEFENCE SHOOTS RIGHT 6'2" 198 LBS FRAMINGHAM, MASSACHUSETTS JAN. 31, 1985

## STATS

## REGULAR SEASON

## PLAYOFFS

SEASON	TEAM	LEA	GP	G	A	PTS	PIM	GP	G	A	PTS	PIM
2002-03	Halifax	QMJHL	70	2	14	16	54	25	2	4	6	24
2003-04	Halifax	QMJHL	52	12	26	38	67	-	-	-	-	-
2004-05	Halifax	QMJHL	69	16	31	47	76	13	5	6	11	6
2005-06	Chicago	AHL	47	2	17	19	17	-	-	-	-	-
	Gwinnett	ECHL	23	3	7	10	12	-	-	-	-	-
2006-07	Chicago	AHL	42	4	14	18	38	-	-	-	-	-

## ACQUIRED

Traded to Vancouver from Atlanta in exchange for Jesse Schultz.



## SERGEI SHIROKOV I

WING SHOOTS RIGHT 5'10" 176 LBS MOSCOW, USSR MAR. 10, 1986

## STATS

## REGULAR SEASON

## PLAYOFFS

SEASON	TEAM	LEA	GP	G	A	PTS	PIM	GP	G	A	PTS	PIM
2004-05	CSKA Moscow	RUS	8	0	0	0	0	-	-	-	-	-
2005-06	CSKA Moscow	RUS	39	7	7	14	26	4	0	0	0	0
2006-07	CSKA Moscow	RUS	52	16	19	35	36	12	4	6	10	4

## ACQUIRED

Vancouver's 6th choice, 163rd overall, in 2006 Entry Draft.



## SERGEI TOPOL I

FORWARD SHOOTS LEFT 6'2" 183 LBS OMSK, USSR FEB. 15, 1985

## STATS

## REGULAR SEASON

## PLAYOFFS

SEASON	TEAM	LEA	GP	G	A	PTS	PIM	GP	G	A	PTS	PIM
2003-04	Omsk	RUS	9	0	0	0	2	-	-	-	-	-
2004-05	Omsk	RUS	2	1	0	1	0	-	-	-	-	-
2005-06	Omsk	RUS	17	1	0	1	12	-	-	-	-	-
2006-07	Omsk	RUS	27	0	1	1	12	1	0	0	0	2

## ACQUIRED

Vancouver's 8th choice, 252nd overall, in 2003 Entry Draft.



# MARIO BLIZNAK

CENTRE SHOOTS LEFT 6'0" 195 LBS TRENCIN, CZECHOSLOVAKIA MAR. 6, 1987



## STATS

## REGULAR SEASON

## PLAYOFFS

SEASON	TEAM	LEA	GP	G	A	PTS	PIM	GP	G	A	PTS	PIM
2004-05	Dubnica	SLO	19	0	0	0	14	-	-	-	-	-
2005-06	Vancouver	WHL	69	9	12	21	29	18	4	1	5	14
2006-07	Vancouver	WHL	47	8	14	22	20	22	6	6	12	14

## ACQUIRED

Vancouver's 6th choice, 205th overall in 2005 Entry Draft.

# CHAD BROWNLEE

DEFENCE SHOOTS RIGHT 6'2" 195 LBS KELOWNA, BRITISH COLUMBIA JUL. 12, 1984



## STATS

## REGULAR SEASON

## PLAYOFFS

SEASON	TEAM	LEA	GP	G	A	PTS	PIM	GP	G	A	PTS	PIM
2001-02	Vernon	BCHL	55	6	12	18	62	-	-	-	-	-
2002-03	Vernon	BCHL	58	8	16	24	63	18	2	7	9	14
2003-04	Minnesota State	NCAA	35	2	1	3	44	-	-	-	-	-
2004-05	Minnesota State	NCAA	36	1	1	2	60	-	-	-	-	-
2005-06	Minnesota State	NCAA	29	1	1	2	47	-	-	-	-	-
2006-07	Minnesota State	NCAA	34	0	4	4	50	-	-	-	-	-

## ACQUIRED

Vancouver's 6th Round pick, 190th overall in 2003 NHL Entry Draft.

# MATT BUTCHER

CENTRE SHOOTS LEFT 6'2" 205 LBS LANGLEY, BRITISH COLUMBIA JAN. 1, 1987



## STATS

## REGULAR SEASON

## PLAYOFFS

SEASON	TEAM	LEA	GP	G	A	PTS	PIM	GP	G	A	PTS	PIM
2003-04	Chilliwack	BCHL	48	7	18	25	73	11	3	1	4	14
2004-05	Chilliwack	BCHL	59	27	28	55	94	-	-	-	-	-
2005-06	Chilliwack	BCHL	57	38	63	101	109	10	12	11	23	12
2006-07	N. Michigan	NCAA	40	0	4	4	28	-	-	-	-	-

## ACQUIRED

Vancouver's 5th round choice 138th overall, in the 2005 NHL Draft.

**DEFENCE** **SHOOTS LEFT** **6'0"** **205 LBS** **VICTORIA, BRITISH COLUMBIA** **OCT. 31, 1988**

## STATS

## REGULAR SEASON

## PLAYOFFS

SEASON	TEAM	LEA	GP	G	A	PTS	PIM	GP	G	A	PTS	PIM
2004-05	Everett	WHL	47	0	0	0	48	8	0	1	1	4
2005-06	Everett	WHL	63	0	7	7	62	15	1	2	3	16
2006-07	Everett	WHL	60	5	8	13	65	6	1	0	1	2

## ACQUIRED

Vancouver's second choice, 33rd overall in 2007 Entry Draft.



# JULIEN ELLIS

**GOALIE** **SHOOTS LEFT** **6'0"** **186 LBS** **SOREL, QUEBEC** **JAN. 27, 1986**


## STATS

## REGULAR SEASON

SEASON	TEAM	LEA	GP	MIN	GA	EN	SO	GAA	W	L	T	SVS	PCT
2002-03	Shawinigan	QMJHL	7	365	21	0	0	3.45	2	3	0	161	.870
2003-04	Shawinigan	QMJHL	59	3287	156	4	1	2.85	32	18	2	1456	.903
2004-05	Shawinigan	QMJHL	59	3480	140	1	4	2.41	27	21	11	1636	.921
2005-06	Shawinigan	QMJHL	48	2680	154	2	3	3.45	27	19	0	1379	.900
2006-07	Victoria	ECHL	37	2190	117	2	1	3.21	21	14	2	1212	.912
	Manitoba	AHL	8	463	26	2	0	3.37	1	7	0	198	.884

## ACQUIRED

Vancouver's 6th round choice 189th overall, in 2004 NHL Entry Draft.



# KRIS FREDHEIM

**DEFENCE** **SHOOTS RIGHT** **6'2"** **174 LBS** **CAMPBELL RIVER, BRITISH COLUMBIA** **FEB. 23, 1987**

## STATS

## REGULAR SEASON

## PLAYOFFS

SEASON	TEAM	LEA	GP	G	A	PTS	PIM	GP	G	A	PTS	PIM
2004-05	Notre Dame	SJHL	50	2	15	17	28	-	-	-	-	-
2005-06	Notre Dame	SJHL	52	12	23	35	75	11	2	9	11	15
2006-07	Colorado	NCAA	23	1	3	4	16	-	-	-	-	-

## ACQUIRED

Vancouver's 6th choice, 185 overall, in 2005 Entry Draft.





## EVAN FULLER

CENTRE SHOOTS RIGHT 6'2" 193 LBS SALMON ARM, BRITISH COLUMBIA JUN. 1, 1988



### STATS

### REGULAR SEASON

### PLAYOFFS

SEASON	TEAM	LEA	GP	G	A	PTS	PIM	GP	G	A	PTS	PIM
2003-04	Prince George	WHL	1	0	0	0	2	-	-	-	-	-
2004-05	Prince George	WHL	55	5	3	8	66	-	-	-	-	-
2005-06	Prince George	WHL	56	2	5	7	87	5	0	0	0	7
2006-07	Prince George	WHL	72	8	12	20	70	15	3	6	9	12

### ACQUIRED

Vancouver's 7th choice, 197th overall, in 2006 Entry Draft.

## DAN GENDUR

RIGHT WING SHOOTS RIGHT 5'11" 195 LBS VANCOUVER, BRITISH COLUMBIA MAY 21, 1987



### STATS

### REGULAR SEASON

### PLAYOFFS

SEASON	TEAM	LEA	GP	G	A	PTS	PIM	GP	G	A	PTS	PIM
2003-04	Cowichan Valley	BCHL	17	3	8	11	22	1	0	0	0	0
2004-05	Prince George	WHL	60	2	6	8	75	-	-	-	-	-
2005-06	Prince George	WHL	19	2	1	3	24	-	-	-	-	-
2006-07	Prince George	WHL	13	2	5	7	18	-	-	-	-	-
	Everett	WHL	48	20	22	42	44	12	4	4	8	8

### ACQUIRED

Vancouver's sixth choice, 206th overall in 2007 Entry Draft.

## ILYA KABLUKOV

WING SHOOTS LEFT 6'2" 183 LBS MOSCOW, RUSSIA JAN. 18, 1988



### STATS

### REGULAR SEASON

### PLAYOFFS

SEASON	TEAM	LEA	GP	G	A	PTS	PIM	GP	G	A	PTS	PIM
2006-07	CSKA Moscow	RUS	24	0	0	0	0	2	0	0	0	2

### ACQUIRED

Vancouver's fourth choice, 146th overall in 2007 Entry Draft.

# PIERRE-CEDRIC LABRIE

LEFT WING SHOOTS RIGHT 6'2" 218 LBS BAIE-COMEAU, QUEBEC DEC. 6, 1986

## STATS

SEASON	TEAM	LEA	REGULAR SEASON					PLAYOFFS				
			GP	G	A	PTS	PIM	GP	G	A	PTS	PIM
2003-04	Coaticook	QJHL	46	13	12	25	96	-	-	-	-	-
	Quebec	QMJHL	1	0	0	0	0	-	-	-	-	-
2004-05	Coaticook	QJHL	15	3	4	7	59	-	-	-	-	-
2005-06	Restigouche Jr.	MIJHL	54	43	43	86	153	-	-	-	-	-
	Baie-Comeau	QMJHL	-	-	-	-	-	4	2	2	4	6
2006-07	Baie-Comeau	QMJHL	68	35	28	63	113	11	8	6	14	35

## ACQUIRED

Signed July 3, 2007.



THE PLAYERS

# TAYLOR MATSON

CENTRE SHOOTS RIGHT 5'10" 165 LBS MOUND, MINNESOTA SEP. 16, 1988

## STATS

SEASON	TEAM	LEA	REGULAR SEASON					PLAYOFFS				
			GP	G	A	PTS	PIM	GP	G	A	PTS	PIM
2006-07	Des Moines	USHL	10	1	2	3	6	6	0	1	1	10

## ACQUIRED

Vancouver's fifth choice, 176th overall in 2007 Entry Draft.



# CHARLES-ANTOINE MESSIER


CENTRE SHOOTS LEFT 5'10" 183 LBS BOUCHERVILLE, QUEBEC NOV. 4, 1988

## STATS

SEASON	TEAM	LEA	REGULAR SEASON					PLAYOFFS				
			GP	G	A	PTS	PIM	GP	G	A	PTS	PIM
2005-06	Baie-Comeau	QMJHL	57	4	11	15	33	4	2	0	2	2
2006-07	Baie-Comeau	QMJHL	69	27	21	48	67	11	0	3	3	14

## ACQUIRED

Vancouver's third choice, 145th overall in 2007 Entry Draft.



# ANDREW SARAUER

LEFT WING SHOOTS LEFT 6'4" 205 LBS OUTLOOK, SASKATCHEWAN NOV. 17, 1984



## STATS

## REGULAR SEASON

## PLAYOFFS

SEASON	TEAM	LEA	GP	G	A	PTS	PIM	GP	G	A	PTS	PIM
2002-03	Victoria	BCHL	57	11	17	28	73	-	-	-	-	-
2003-04	Langley	BCHL	57	43	32	75	71	-	-	-	-	-
2004-05	N. Michigan Univ	NCAA	25	3	4	7	10	-	-	-	-	-
2005-06	N. Michigan Univ	NCAA	18	2	3	5	8	-	-	-	-	-
2006-07	N. Michigan Univ	NCAA	30	5	5	10	10	-	-	-	-	-

## ACQUIRED

Vancouver's 4th choice, 125th overall, in 2004 Entry Draft.

# CORY SCHNEIDER

GOALTENDER CATCHES LEFT 6'2" 202 LBS MARBLEHEAD, MASSACHUSETTS MAR. 18, 1986



## STATS

## REGULAR SEASON


SEASON	TEAM	LEA	GPI	MIN	GA	EN	SO	GAA	W	L	T	SVS	PCT
2004-05	Boston College	NCAA	18	1102	35	0	1	1.90	13	1	4	382	.916
2005-06	Boston College	NCAA	39	2362	83	0	8	2.11	24	13	2	1015	.930
2006-07	Boston College	NCAA	42	2517	90	0	6	2.15	29	12	1	1111	.925

## ACQUIRED

Vancouver's first choice, 26th overall in 2004 Entry Draft.

# JURAJ SIMEK

WING SHOOTS LEFT 6'1" 192 LBS PRESOV, CZECHOSLOVAKIA SEP. 29, 1987



## STATS

## REGULAR SEASON

## PLAYOFFS

SEASON	TEAM	LEA	GP	G	A	PTS	PIM	GP	G	A	PTS	PIM
2004-05	Kloten	SWISS	18	0	0	0	0	-	-	-	-	-
2005-06	Kloten	SWISS	8	0	1	1	4	-	-	-	-	-
2006-07	Brandon	WHL	58	28	29	57	41	9	1	5	6	6

## ACQUIRED

Vancouver's 6th choice, 167th overall, in 2006 Entry Draft.

# PATRICK WHITE

CENTRE SHOOTS RIGHT 6'0" 186 LBS GRAND RAPIDS, MINNESOTA JAN. 20, 1989



## STATS

## REGULAR SEASON

## PLAYOFFS

SEASON	TEAM	LEA	GP	G	A	PTS	PIM	GP	G	A	PTS	PIM
2006-07	Tri-City Storm	USHL	12	8	1	9	4	-	-	-	-	-

## ACQUIRED

Vancouver's first choice, 25th overall in 2007 Entry Draft.

# JOIN THE C-FORCE



## SIGN UP NOW

for the 2007-2008 Season. Only \$5\* or FREE with 1,000 Save-On-More points redeemed. Plus, your membership kit includes great savings on exclusive merchandise and MORE!



may not  
be exactly  
as shown

# FREE

### C-FORCE FITTED TEAM HAT

AVAILABLE IN 54cm OR 56cm. SEE YOUR LOCAL SAVE-ON-FOODS, OVERWATEA FOODS OR COOPER'S FOODS STORES FOR DETAILS. (RETAIL VALUE \$19.99) \*plus applicable taxes

## WE ARE ALL CANUCKS

# save on foods

NATURE VALLEY



Campbell's



ALL **CANUCKS**. ALL THE TIME.

WE ARE ALL **CANUCKS**



VANCOUVER



1.	vs PHILADELPHIA FLYERS	WED.OCT.10	7:30 PM
2.	at COLUMBUS BLUE JACKETS	SUN.OCT.21	2:00 PM
3.	vs DETROIT RED WINGS	SUN.OCT.28	7:30 PM
4.	vs NASHVILLE PREDATORS	THU.NOV.1	8:00 PM
5.	at MINNESOTA WILD	WED.NOV.21	5:00 PM
6.	at MINNESOTA WILD	SUN.DEC.2	3:00 PM
7.	at CHICAGO BLACKHAWKS	WED.DEC.5	5:30 PM
8.	vs DALLAS STARS	THU.DEC.20	7:00 PM

**CANUCKS TV**

PAY-PER-VIEW

presented by



9.	vs ANAHEIM DUCKS	SUN.DEC.30	5:00 PM
10.	vs NEW YORK RANGERS	THU.JAN.3	7:00 PM
11.	at SAN JOSE SHARKS	THU.JAN.10	7:30 PM
12.	at FLORIDA PANTHERS	FRI.FEB.1	4:30 PM
13.	at ANAHEIM DUCKS	WED.MAR.12	7:00 PM
14.	vs PHOENIX COYOTES	MON.MAR.17	7:00 PM
15.	at CALGARY FLAMES	TUE.MAR.25	6:00 PM
16.	vs EDMONTON OILERS	THU.APR.3	7:30 PM

**16 games for just \$159.95\***

Call your digital cable or satellite provider.

\*Price does not include GST.

**canucks.com/canuckstv**



## 2006.07 STATISTICAL REVIEW



WE ARE ALL  
**CANUCKS**



# 2007.08 TRAINING CAMP ROSTER

## DEFENCEMEN

PLAYER	POS	HT	WT	HOMETOWN	DATE	2006-07 CLUB	GP	G	A	PTS	PIM
3 Bieksa, Kevin	D	6'1"	195	Grimsbay, ON	June 3, 1981	Vancouver	81	12	30	42	134
28 Bourdon, Luc	D	6'2"	199	Shippagan, NB	Feb. 16, 1987	Vancouver	9	0	0	0	4
						Moncton	13	3	11	14	28
						Cape Breton	23	1	5	6	45
64 Brownlee, Chad	D	6'2"	200	Kelowna, BC	July 12, 1984	Minnesota State	34	0	4	4	50
50 Coulombe, Patrick	D	5'9"	163	St-Fabien, QC	Apr. 23, 1985	Vancouver	7	0	1	1	4
						Manitoba	44	3	6	9	22
						Victoria	6	0	3	3	2
23 Edler, Alexander	D	6'3"	194	Ostersund, SWE	Apr. 21, 1986	Vancouver	22	1	2	3	6
						Manitoba	49	5	21	26	28
52 Ellington, Taylor	D	6'0"	200	Victoria, BC	Oct. 31, 1988	Everett	60	5	8	13	65
61 Fortunus, Maxime	D	6'1"	190	La Prairie, QC	July 28, 1983	Manitoba	72	2	18	20	64
49 Fitzgerald, Zack	D	6'1"	214	Two Harbors, MN	June 16, 1985	Peoria	29	0	2	2	86
						Alaska	10	0	1	1	48
43 Heshka, Shaun	D	6'1"	195	Melville, SK	July 30, 1985	Manitoba	57	2	4	6	14
						Victoria	3	0	1	1	4
5 Krajicek, Lukas	D	6'2"	192	Prostejov, CZE	Mar. 11, 1983	Vancouver	78	3	13	16	64
45 McIver, Nathan	D	6'2"	195	Summerside, PEI	Jan. 6, 1985	Vancouver	1	0	0	0	7
						Manitoba	63	1	2	3	139
4 Miller, Aaron	D	6'4"	218	Buffalo, NY	Aug. 11, 1971	Los Angeles	82	0	8	8	60
8 Mitchell, Willie	D	6'3"	205	Port McNeill, BC	Apr. 23, 1977	Vancouver	62	1	10	11	45
2 Ohlund, Mattias	D	6'2"	220	Pitea, SWE	Sept. 9, 1976	Vancouver	77	11	20	31	80
48 Rahimi, Daniel	D	6'3"	213	Umea, SWE	Apr. 28, 1987	Manitoba	1	0	0	0	0
						IF Björklöven	33	0	2	2	104
6 Salo, Sami	D	6'3"	215	Turku, FIN	Sept. 2, 1974	Vancouver	67	14	23	37	26
55 Sharrow, Jim	D	6'2"	195	Framingham, MA	Jan. 31, 1985	Chicago	42	4	14	18	38
65 Yeo, Dylan	D	5'11"	210	Prince Albert, SK	Jul. 16, 1986	Calgary (WHL)	57	8	23	31	64

## GOALTENDERS

PLAYER	HT	WT	HOMETOWN	DATE	2006-07 CLUB	GPI	W	L	OT	MIN	GA	SO	AVG
34 Ellis, Julien	6'0"	200	Sorel, QC	Jan. 27, 1986	Manitoba	8	1	7	0	463	26	3	3.37
75 Hunt, Keyvan	6'4"	180	Coquitlam, BC	Mar. 20, 1986	Victoria	41	24	12	1	2304	121	1	3.05
1 Luongo, Roberto	6'3"	205	Montreal, QC	Apr. 4, 1979	Vancouver	76	47	22	6	4490	171	5	2.29
31 MacIntyre, Drew	6'2"	185	Charlottetown, PEI	June 24, 1983	Manitoba	41	24	12	2	2290	83	3	2.17
41 Sanford, Curtis	5'10"	187	Owen Sound, ON	Oct. 5, 1979	St. Louis	31	8	12	5	1491	79	0	3.18
30 Schneider, Cory	6'2"	195	Marblehead, MA	Mar. 18, 1986	Boston College	42	29	12	1	2517	90	6	2.15



## FORWARDS

PLAYER	POS	HT	WT	HOMETOWN	DATE	2006-07 CLUB	GP	G	A	PTS	PIM
42 Balej, Jozef	RW	6'1"	195	Myjava, CZE	Feb. 22, 1982	Fribourg-Gotteron	37	13	17	30	44
47 Bernier, Marc-Andre	RW	6'3"	218	Laval, QC	Feb. 5, 1985	Manitoba	23	1	1	2	16
						Victoria	40	18	15	33	32
62 Bliznak, Mario	C	6'0"	185	Trencin, SLOV	Mar. 6, 1987	Vancouver (WHL)	47	8	14	22	20
59 Bolduc, Alex	C	6'2"	205	Montreal, QC	June 25, 1985	Manitoba	32	4	5	9	35
						Bakersfield	16	7	17	24	42
46 Brown, Mike	RW	6'0"	210	Northbrook, IL	June 24, 1985	Manitoba	62	3	0	3	194
14 Burrows, Alex	LW	6'1"	190	Pincourt, QC	Apr. 11, 1981	Vancouver	81	3	6	9	93
38 Classen, Greg	C	6'1"	190	Aylsham, SK	Aug. 24, 1977	Hamburg	50	9	26	35	70
24 Cooke, Matt	LW	5'11"	205	Belleville, ON	Sept. 7, 1978	Vancouver	81	10	20	30	64
20 Cowan, Jeff	RW	6'2"	210	Scarborough, ON	Sept. 27, 1976	Vancouver	42	7	3	10	93
						Los Angeles	21	0	2	2	32
51 Fuller, Evan	RW	6'1"	193	Salmon Arm, BC	June 1, 1988	Prince George	72	8	12	20	70
54 Gendur, Dan	RW	5'11"	195	Vancouver, BC	May 21, 1987	Everett	48	20	22	42	44
						Prince George	13	2	5	7	18
32 Genoway, Colby	RW	6'1"	201	Morden, MB	Dec. 12, 1983	Manitoba	32	1	11	12	12
						Portland	41	8	21	29	36
60 Goldie, Ash	RW	5'9"	170	London, ON	Mar. 3, 1981	Long Beach	67	39	35	74	28
40 Grabner, Michael	RW	6'0"	170	Villach, AUS	Oct. 5, 1987	Manitoba	2	1	1	2	6
						Spokane	55	39	16	55	34
36 Hansen, Jannik	RW	6'0"	176	Herley, DEN	Mar. 15, 1986	Manitoba	72	12	22	34	38
53 Hunt, Garet	LW	5'8"	190	Maple Ridge, BC	Oct. 14, 1987	Vancouver (WHL)	57	6	5	11	156
27 Isbister, Brad	LW	6'4"	231	Edmonton, AB	May 7, 1977	New York Rangers	19	1	4	5	14
						Hartford	34	12	8	20	22
						Albany	9	3	5	8	54
29 Jaffray, Jason	LW	6'1"	205	Rimbey, AB	Jun. 30, 1981	Manitoba	77	35	46	81	75
17 Kesler, Ryan	C	6'2"	205	Livonia, MI	Aug. 31, 1984	Vancouver	48	6	10	16	40
63 Labrie, Pierre-Cedric	LW	6'2"	212	Baie-Comeau, QC	Dec. 6, 1986	Baie-Comeau	68	35	28	63	113
16 Linden, Trevor	C	6'4"	220	Medicine Hat, AB	Apr. 11, 1970	Vancouver	80	12	13	25	34
58 Messier, Charles-Antoine	C	5'10"	176	Boucherville, QC	Nov. 4, 1988	Baie-Comeau	69	27	21	48	67
39 Moran, Brad	C	5'11"	185	Abbotsford, BC	Mar. 20, 1979	Vancouver	3	0	1	1	2
						Manitoba	69	25	47	72	52
7 Morrison, Brendan	C	5'11"	185	Pitt Meadows, BC	Aug. 15, 1975	Vancouver	82	20	31	51	60
19 Naslund, Markus	LW	5'11"	195	Ornskoldsvik, SWE	July 30, 1973	Vancouver	82	24	36	60	54
9 Pyatt, Taylor	LW	6'4"	210	Thunder Bay, ON	Aug. 19, 1981	Vancouver	76	23	14	37	42
21 Raymond, Mason	LW	6'0"	170	Cochrane, AB	Sept. 17, 1985	Manitoba	11	2	2	4	6
						Minnesota-Duluth	39	14	32	46	45
15 Ritchie, Byron	C	5'10"	190	Burnaby, BC	Apr. 24, 1977	Calgary	64	8	6	14	68
37 Rypien, Rick	C	5'11"	170	Coleman, AB	May 16, 1984	Vancouver	2	0	0	0	5
						Manitoba	14	3	3	6	35
26 Shannon, Ryan	RW	5'9"	180	Darien, CT	Mar. 2, 1983	Anaheim	53	2	9	11	10
						Portland	14	2	7	9	12
22 Sedin, Daniel	LW	6'1"	200	Ornskoldsvik, SWE	Sept. 26, 1980	Vancouver	81	36	48	84	36
33 Sedin, Henrik	C	6'2"	192	Ornskoldsvik, SWE	Sept. 26, 1980	Vancouver	82	10	71	81	66
56 Simek, Juraj	W	6'1"	189	Presov, SLO	Sept. 29, 1987	Brandon	58	28	29	57	41
57 Smith, Zack	C	6'0"	180	Maple Creek, SK	Apr. 5, 1988	Swift Current	71	16	15	31	130
67 Thibeault, Martin	C	5'9"	168	Amos, QC	Feb. 3, 1987	Val-d'or	70	25	36	61	52

# 2006.07 FINAL SCORING

POS	NO	PLAYER	GP	AVG TOI	G	A	PTS	+/-	PIM	PP	SH	GW	S	PCTG
L	22	DANIEL SEDIN	81	18:03	36	48	84	19	36	16	0	8	236	15.3
C	33	HENRIK SEDIN	82	18:25	10	71	81	19	66	1	0	2	134	7.5
L	19	MARKUS NASLUND	82	17:44	24	36	60	3	54	9	0	5	222	10.8
C	7	BRENDAN MORRISON	82	17:57	20	31	51	-9	60	6	2	3	139	14.4
D	3	KEVIN BIEKSA	81	24:16	12	30	42	1	134	6	0	2	203	5.9
L	9	TAYLOR PYATT	76	13:57	23	14	37	5	42	9	0	4	150	15.3
D	6	SAMI SALO	67	21:27	14	23	37	21	26	5	0	6	143	9.8
D	2	MATTIAS OHLUND	77	24:47	11	20	31	-3	80	6	0	2	170	6.5
L	24	MATT COOKE	81	15:36	10	20	30	E	64	1	0	3	133	7.5
C	16	TREVOR LINDEN	80	12:20	12	13	25	-6	34	5	0	1	92	13.0
C	38	JAN BULIS	79	14:22	12	11	23	-8	70	1	1	2	122	9.8
C	17	RYAN KESLER	48	16:25	6	10	16	1	40	0	0	0	88	6.8
D	5	LUKAS KRAJICEK	78	18:30	3	13	16	-4	64	1	0	2	105	2.9
D	8	WILLIE MITCHELL	62	22:12	1	10	11	1	45	0	0	0	54	1.9
L	20	JEFF COWAN	42	8:15	7	3	10	4	93	0	1	0	46	15.2
L	14	ALEX BURROWS	81	11:26	3	6	9	-7	93	0	0	1	70	4.3
C	21	BRYAN SMOLINSKI	20	16:05	4	3	7	-3	8	2	1	0	41	9.8
C	25	JOSH GREEN	57	11:24	2	5	7	E	25	0	0	2	74	2.7
D	18	RORY FITZPATRICK	58	14:05	1	6	7	12	46	0	0	1	41	2.4
C	26	TOMMI SANTALA	30	7:22	1	5	6	E	24	0	0	0	20	5.0
D	4	BRENT SOPEL	20	18:24	1	4	5	E	10	0	0	0	27	3.7
C	32	MARC CHOQUINARD	42	9:26	2	2	4	-2	10	1	0	0	15	13.3
D	23	*ALEXANDER EDLER	22	11:26	1	2	3	3	6	0	0	0	10	10.0
D	28	YANNICK TREMBLAY	12	12:43	1	2	3	-6	12	1	0	0	30	3.3
D	29	*PATRICK COULOMBE	7	13:37	0	1	1	-6	4	0	0	0	11	0.0
C	39	BRAD MORAN	3	12:38	0	1	1	E	2	0	0	0	3	0.0
D	4	*LUC BOURDON	9	8:50	0	0	0	-1	4	0	0	0	3	0.0
L	21	TYLER BOUCK	6	7:55	0	0	0	-1	16	0	0	0	7	0.0
C	37	*BRANDON REID	3	11:42	0	0	0	-1	0	0	0	0	8	0.0
R	20	*JESSE SCHULTZ	2	10:08	0	0	0	E	0	0	0	0	6	0.0
R	27	LEE GOREN	2	11:21	0	0	0	-1	0	0	0	0	2	0.0
C	15	*RICK RYPIEN	2	4:46	0	0	0	E	5	0	0	0	0	0.0
C	29	*NATHAN SMITH	1	8:45	0	0	0	E	0	0	0	0	0	0.0
D	45	*NATHAN McIVER	1	11:20	0	0	0	-3	7	0	0	0	0	0.0

## GOALTENDING

NO	GOALTENDER	GPI	MINS	AVG	W	L	OT	EN	SO	GA	SA	SV%	G	A	PIM
1	ROBERTO LUONGO	76	4,490:16	2.29	47	22	6	3	5	171	2169	.921	0	2	10
35	DANY SABOURIN	9	479:33	2.63	2	4	1	2	0	21	224	.906	0	0	0

\* Indicates rookie year

Scoring summary includes Vancouver totals only

	HOME						ROAD						OVERALL					
PLAYER	GP	G	A	PTS	+/-	PIM	GP	G	A	PTS	+/-	PIM	GP	G	A	PTS	+/-	PIM
Bieksa, Kevin	41	5	15	20	-7	57	40	7	15	22	8	77	81	12	30	42	1	134
Bouck, Tyler	5	0	0	0	-1	11	1	0	0	0	E	5	6	0	0	0	-1	16
Bourdon, Luc	4	0	0	0	-2	2	5	0	0	0	1	2	9	0	0	0	-1	4
Bulis, Jan	39	6	6	12	-7	32	40	6	5	11	-1	38	79	12	11	23	-8	70
Burrows, Alex	40	0	2	2	-2	39	41	3	4	7	-5	54	81	3	6	9	-7	93
Chouinard, Marc	22	2	1	3	1	0	20	0	1	1	-3	10	42	2	2	4	-2	10
Cooke, Matt	40	6	17	23	4	38	41	4	3	7	-4	26	81	10	20	30	E	64
Coulombe, Patrick	5	0	1	1	-3	2	2	0	0	0	-3	2	7	0	1	1	-6	4
Cowan, Jeff	21	6	2	8	7	42	21	1	1	2	-3	51	42	7	3	10	4	93
Edler, Alexander	14	1	2	3	4	2	8	0	0	0	-1	4	22	1	2	3	3	6
Fitzpatrick, Rory	25	0	3	3	3	16	33	1	3	4	9	30	58	1	6	7	12	46
Goren, Lee	1	0	0	0	E	0	1	0	0	0	-1	0	2	0	0	0	-1	0
Green, Josh	26	1	1	2	-2	12	31	1	4	5	2	13	57	2	5	7	E	25
Kesler, Ryan	23	3	4	7	-5	17	25	3	6	9	6	23	48	6	10	16	1	40
Krajicek, Lukas	39	1	7	8	-3	24	39	2	6	8	-1	40	78	3	13	16	-4	64
Linden, Trevor	41	5	10	15	E	8	39	7	3	10	-6	26	80	12	13	25	-6	34
McIver, Nathan	1	0	0	0	-3	7	0	0	0	0	E	0	1	0	0	0	-3	7
Mitchell, Willie	29	1	6	7	-3	19	33	0	4	4	4	26	62	1	10	11	1	45
Moran, Brad	1	0	1	1	E	2	2	0	0	0	E	0	3	0	1	1	E	2
Morrison, Brendan	41	12	21	33	-3	24	41	8	10	18	-6	36	82	20	31	51	-9	60
Naslund, Markus	41	12	15	27	E	20	41	12	21	33	3	34	82	24	36	60	3	54
Ohlund, Mattias	38	7	9	16	-7	26	39	4	11	15	4	54	77	11	20	31	-3	80
Pyatt, Taylor	38	10	3	13	-9	27	38	13	11	24	14	15	76	23	14	37	5	42
Reid, Brandon	1	0	0	0	E	0	2	0	0	0	-1	0	3	0	0	0	-1	0
Rypien, Rick	2	0	0	0	E	5	0	0	0	0	E	0	2	0	0	0	E	5
Salo, Sami	31	7	6	13	13	16	36	7	17	24	8	10	67	14	23	37	21	26
Santala, Tommi	13	1	0	1	-2	4	17	0	5	5	2	20	30	1	5	6	E	24
Schultz, Jesse	2	0	0	0	E	0	0	0	0	0	E	0	2	0	0	0	E	0
Sedin, Daniel	41	13	22	35	-2	14	40	23	26	49	21	22	81	36	48	84	19	36
Sedin, Henrik	41	6	29	35	2	28	41	4	42	46	17	38	82	10	71	81	19	66
Smith, Nathan	1	0	0	0	E	0	0	0	0	0	E	0	1	0	0	0	E	0
Smolinski, Bryan	11	3	2	5	-1	4	9	1	1	2	-2	4	20	4	3	7	-3	8
Sopel, Brent	11	0	2	2	2	4	9	1	2	3	-2	6	20	1	4	5	E	10
Tremblay, Yannick	9	1	2	3	-3	10	3	0	0	0	-3	2	12	1	2	3	-6	12

## 2006-07 SPECIAL TEAMS SCORING

POWER PLAY	G	A	PTS	SHORTHANDED	G	A	PTS
Bieksa	6	13	19	Bulis	1	0	1
Bulis	1	2	3	Cooke	0	2	2
Burrows	0	1	1	Cowan	1	0	1
Chouinard	1	0	1	Fitzpatrick	0	2	2
Cooke	1	3	4	Green	0	1	1
Krajicek	1	4	5	Mitchell	0	1	1
Linden	5	2	7	Morrison	2	0	2
Moran	0	1	1	Smolinski	1	0	1
Morrison	6	12	18				
Naslund	9	19	28				
Ohlund	6	9	15				
Pyatt	9	2	11				
Salo	5	13	18				
H. Sedin	1	34	35				
D. Sedin	16	18	34				
Smolinski	2	0	2				
Sopel	0	1	1				
Tremblay	1	2	3				

## 2006-07 VANCOUVER CANUCKS FINAL TEAM NOTES

Overall record	49-26-7
Home record	26-11-4
Road record	23-15-3
Last 5 games	2-3-0
Last 10 games	6-3-1
Overtime Record (this season)	17-7
Overtime Record (all-time)	90-77-219
1-Goal Game Record	30-18
2-Goal Game Record	10-7
3-Goal Game Record	9-8
Scoring First	34-6-4
Opp. Scoring First	15-20-3
Leading after 1 period	21-4-2
Trailing after 1 period	6-15-4
Tied after 1 period	22-6-2
Leading after 2 periods	30-1-5
Trailing after 2 periods	5-16-1
Tied after 2 periods	14-8-2
Outshooting opponent	25-13-1
Outshot by opponent	21-12-6
Even shots	3-1-0
 Vs. EASTERN CONFERENCE	 8-1-1
Vs. NORTHEAST	3-1-1
Vs. ATLANTIC	0-0-0
Vs. SOUTHEAST	5-0-0
 Vs. WESTERN CONFERENCE	 41-25-6
Vs. CENTRAL	13-6-1
Vs. PACIFIC	12-6-2
Vs. NORTHWEST	16-13-3
 October	 7-5-1
November	5-8-0
December	8-5-0
January	8-1-3
February	8-3-1
March	11-2-2
April	2-2-0

Goals By Period	1	2	3	OT	T	Avg
CANUCKS	67	73	65	12	217	2.6
Opponents	59	63	72	3	197	2.4

Shots By Period	1	2	3	OT	T	Avg
CANUCKS	782	838	732	53	2405	29.3
Opponents	707	854	790	47	2398	29.2

Power Play	G	Att	Pct
Overall	70	407	17.2 (T-19th NHL)
Home	32	205	15.6 (26th NHL)
Road	38	202	18.8 (T-7th NHL)

Penalty Killing	G	Tsh	Pct
Overall	57	436	86.9 (1st NHL)
Home	20	192	89.6 (1st NHL)
Road	37	244	84.8 (6th NHL)

Penalties	GP	MIN	Avg
CANUCKS	82	1206	14.7 (T-18th NHL)

### SITUATIONAL GOALS FOR AND AGAINST

	For	Against
5 on 5	121	121
5 on 4	58	7
5 on 3	8	0
4 on 4	13	7
4 on 3	4	0
3 on 3	0	0
3 on 4	0	1
3 on 5	0	10
4 on 5	5	45
Empty Net	8	5
Pen. Shot	0	1

### INDIVIDUAL LEADERS

Points	D. Sedin (84)	H. Sedin (81)	Naslund (60)
Goals	D. Sedin (36)	Naslund (24)	Pyatt (23)
Assists	H. Sedin (71)	D. Sedin (48)	Naslund (36)
PP Goals	D. Sedin (16)	Naslund (9)	Pyatt (9)
SH Goals	Morrison (2)	Smolinski (1)	Cowan (1)
GW Goals	D. Sedin (8)	Salo (6)	Naslund (5)
3+ goals	D. Sedin (1)		
PIM	Bieksa (134)	Cowan (93)	Burrows (93)
Shots	D. Sedin (236)	Naslund (222)	Bieksa (203)
Plus/Minus	Salo (+21)	D. Sedin (+19)	H. Sedin (+19)

### GOALTENDERS

	GPI	MIN	GA	AVG	W	L	OT
Luongo	76	4490	171	2.29	47	22	6
Sabourin	9	480	21	2.63	2	4	1



#	DATE	OPP	RES	SCORE	W	L	O	SF	SA	SCORER	WIN	LOSS/OT	ATTENDANCE
1	Oct. 5	R DET	W	3-1	1	0	0	17	28	Linden	Luongo	Hasek	20,066
2	Oct. 6	R CBJ	W	3-2 (OT)	2	0	0	44	20	D. Sedin	Luongo	Leclaire (OTL)	18,136
3	Oct. 8	R COL	L	2-3	2	1	0	28	35	Svatos	Theodore	Luongo	18,007
4	Oct. 10	R MIN	O	1-2 (SO)	2	1	1	31	36	Nummelin	Fernandez	Luongo (OTL)	18,064
5	Oct. 13	H SJ	L	4-6	2	2	1	26	37	Brown	Toskala	Luongo	18,630
6	Oct. 16	H EDM	W	2-1	3	2	1	37	18	Salo	Luongo	Roloson	18,630
7	Oct. 17	R EDM	L	1-2	3	3	1	22	20	Thoresen	Sabourin	Markkanen	16,839
8	Oct. 20	R STL	W	3-2 (OT)	4	3	1	39	19	Salo	Luongo	Sanford (OTL)	9,049
9	Oct. 21	R NSH	W	4-3 (OT)	5	3	1	46	40	Krajicek	Luongo	Vokoun (OTL)	16,073
10	Oct. 23	R DAL	L	1-2	5	4	1	34	26	Modano	Turco	Luongo	16,639
11	Oct. 25	R CHI	W	5-0	6	4	1	31	32	Cooke	Luongo	Boucher	11,641
12	Oct. 27	H WSH	W	3-2 (SO)	7	4	1	44	21	Naslund	Luongo	Kolzig (OTL)	18,630
13	Oct. 31	H NSH	L	2-3	7	5	1	24	24	Sullivan	Vokoun	Luongo	18,630
14	Nov. 2	R MIN	L	2-5	7	6	1	30	24	Schultz	Backstrom	Luongo	18,568
15	Nov. 4	R COL	L	2-3	7	7	1	38	20	Brunette	Theodore	Luongo	18,007
16	Nov. 6	H DAL	W	2-1	8	7	1	26	20	Pyatt	Luongo	Smith	18,630
17	Nov. 9	H ANA	L	0-6	8	8	1	20	27	O'Brien	Giguere	Luongo	18,630
18	Nov. 11	H CGY	L	2-3	8	9	1	28	21	Huselius	Kiprusoff	Luongo	18,630
19	Nov. 14	H DET	L	2-3	8	10	1	20	33	Franzen	Hasek	Luongo	18,630
20	Nov. 17	H STL	W	4-2	9	10	1	44	21	Naslund	Luongo	Bacashihua	18,630
21	Nov. 19	H CHI	W	2-1	10	10	1	39	23	Green	Luongo	Khabibulin	18,630
22	Nov. 22	R DET	W	4-3 (OT)	11	10	1	30	30	Morrison	Luongo	Hasek (OTL)	20,066
23	Nov. 23	R NSH	L	0-6	11	11	1	34	28	Radulov	Vokoun	Sabourin	15,396
24	Nov. 25	R COL	L	1-4	11	12	1	29	39	Stastny	Theodore	Luongo	17,825
25	Nov. 28	H CBJ	W	1-0	12	12	1	33	24	Naslund	Luongo	Leclaire	18,630
26	Nov. 30	H ANA	L	1-2	12	13	1	24	30	Getzlaf	Giguere	Luongo	18,630
27	Dec. 2	H COL	W	2-1	13	13	1	24	41	Pyatt	Luongo	Budaj	18,630
28	Dec. 4	H EDM	L	0-4	13	14	1	36	18	Horcoff	Roloson	Luongo	18,630
29	Dec. 8	H CAR	W	4-3 (OT)	14	14	1	31	39	D. Sedin	Luongo	Ward (OTL)	18,630
30	Dec. 9	R CGY	L	3-5	14	15	1	29	38	Lombardi	Kiprusoff	Luongo	19,289
31	Dec. 12	H PHX	W	5-2	15	15	1	31	30	Bulis	Luongo	Tellqvist	18,630
32	Dec. 14	H CGY	W	3-1	16	15	1	27	22	H. Sedin	Luongo	Kiprusoff	18,630
33	Dec. 16	H MIN	W	2-1	17	15	1	18	29	Ohlund	Luongo	Backstrom	18,630
34	Dec. 19	R MIN	L	2-5	17	16	1	22	27	Radivojevic	Fernandez	Luongo	18,568
35	Dec. 21	R BOS	L	0-2	17	17	1	39	19	Bergeron	Thomas	Sabourin	12,348
36	Dec. 22	R CBJ	L	2-3	17	18	1	33	22	Nash	Norrena	Luongo	15,861
37	Dec. 26	R CGY	W	3-1	18	18	1	28	27	D. Sedin	Luongo	Kiprusoff	19,289
38	Dec. 27	H CGY	W	6-5 (OT)	19	18	1	24	36	Salo	Luongo	Kiprusoff (OTL)	18,630
39	Dec. 30	R EDM	W	6-2	20	18	1	25	37	Salo	Luongo	Markkanen	16,839
40	Jan. 2	R CGY	W	3-2	21	18	1	29	29	Burrows	Luongo	Kiprusoff	19,289
41	Jan. 3	H DAL	W	2-1 (SO)	22	18	1	21	40	Kesler	Luongo	Turco (OTL)	18,630



# 2006.07 SCHEDULE & RESULTS

#	DATE	OPP	RES	SCORE	W	L	O	SF	SA	SCORER	WIN	LOSS/OT	ATTENDANCE
42	Jan. 5	H EDM	W	3-2 (OT)	23	18	1	24	28	Cooke	Luongo	Roloson (OTL)	18,630
43	Jan. 7	H FLA	W	4-3 (SO)	24	18	1	29	36	Green	Luongo	Belfour (OTL)	18,630
44	Jan. 11	H MIN	L	2-5	24	19	1	26	38	Radivojevic	Fernandez	Luongo	18,630
45	Jan. 13	R TOR	W	6-1	25	19	1	21	36	D. Sedin	Luongo	Raycroft	19,608
46	Jan. 16	R MTL	W	4-0	26	19	1	24	30	Green	Luongo	Huet	21,273
47	Jan. 18	R OTT	W	2-1	27	19	1	14	35	Fitzpatrick	Luongo	Emery	19,161
48	Jan. 19	R BUF	O	3-4 (SO)	27	19	2	28	36	Kotalik	Miller	Sabourin (OTL)	18,690
49	Jan. 26	H LA	O	2-3 (OT)	27	19	3	39	43	Frolov	Burke	Luongo (OTL)	18,630
50	Jan. 28	H SJ	W	3-1	28	19	3	24	39	D. Sedin	Luongo	Nabokov	18,630
51	Jan. 30	H CBJ	O	2-3 (SO)	28	19	4	37	28	Zherdev	Conklin	Luongo (OTL)	18,630
52	Feb. 1	H EDM	W	5-3	29	19	4	34	32	Naslund	Luongo	Roloson	18,630
53	Feb. 3	R CGY	L	3-4	29	20	4	28	42	Huselius	Kiprusoff	Luongo	19,289
54	Feb. 6	R EDM	W	5-2	30	20	4	25	30	Pyatt	Luongo	Roloson	16,839
55	Feb. 7	H CHI	L	0-3	30	21	4	34	23	Aucoin	Lalime	Luongo	18,630
56	Feb. 10	H ATL	W	3-2	31	21	4	33	29	Morrison	Luongo	Lehtonen	18,630
57	Feb. 14	R MIN	W	3-2 (OT)	32	21	4	34	32	Salo	Luongo	Backstrom (OTL)	18,568
58	Feb. 16	R CHI	W	2-1 (SO)	33	21	4	29	35	Linden	Luongo	Lalime (OTL)	14,552
59	Feb. 18	H COL	W	5-4	34	21	4	20	36	Morrison	Luongo	Theodore	18,630
60	Feb. 20	R ANA	W	3-2 (OT)	35	21	4	31	40	D. Sedin	Sabourin	Giguere (OTL)	17,467
61	Feb. 22	R LA	W	3-2	36	21	4	30	33	Bieksa	Luongo	Garon	17,737
62	Feb. 25	R DAL	O	1-2 (OT)	36	21	5	18	36	Lehtinen	Turco	Luongo (OTL)	17,712
63	Feb. 27	R STL	L	1-3	36	22	5	26	20	Weight	Sanford	Luongo	10,411
64	Mar. 1	H PHX	W	4-3	37	22	5	29	24	Naslund	Luongo	Joseph	18,630
65	Mar. 4	H MIN	W	4-3 (SO)	38	22	5	35	31	D. Sedin	Luongo	Backstrom (OTL)	18,630
66	Mar. 6	H TB	W	5-1	39	22	5	28	17	Bieksa	Luongo	Holmqvist	18,630
67	Mar. 8	R PHX	W	4-2	40	22	5	30	28	Naslund	Sabourin	Joseph	13,841
68	Mar. 9	R SJ	W	2-1 (OT)	41	22	5	37	26	H. Sedin	Luongo	Nabokov (OTL)	17,496
69	Mar. 11	R ANA	L	2-4	41	23	5	26	24	McDonald	Giguere	Luongo	17,174
70	Mar. 13	H MIN	O	2-3 (OT)	41	23	6	24	29	Burns	Backstrom	Luongo (OTL)	18,630
71	Mar. 15	H STL	W	3-2 (OT)	42	23	6	37	22	D. Sedin	Luongo	Sanford (OTL)	18,630
72	Mar. 17	H DET	W	4-1	43	23	6	39	33	Krajicek	Luongo	Hasek	18,630
73	Mar. 19	R EDM	W	2-1	44	23	6	38	37	D. Sedin	Luongo	Roloson	16,839
74	Mar. 21	H NSH	W	2-0	45	23	6	30	20	Bulis	Luongo	Vokoun	18,630
75	Mar. 25	H COL	O	4-5 (SO)	45	23	7	20	30	McLean	Theodore	Luongo (OTL)	18,630
76	Mar. 27	R COL	W	3-0	46	23	7	29	34	Salo	Luongo	Theodore	17,437
77	Mar. 29	R LA	W	4-2	47	23	7	22	34	Pyatt	Luongo	Burke	17,916
78	Mar. 31	H CGY	L	2-3	47	24	7	34	18	Huselius	Kiprusoff	Luongo	18,630
79	Apr. 3	H LA	W	4-2	48	24	7	32	17	Cooke	Luongo	Garon	18,630
80	Apr. 5	H COL	L	1-3	48	25	7	18	30	Hejduk	Budaj	Luongo	18,630
81	Apr. 7	R SJ	W	4-3 (OT)	49	25	7	30	30	Ohlund	Luongo	Nabokov (OTL)	17,496
82	Apr. 8	R PHX	L	3-1	49	26	7	24	27	Morris	Joseph	Sabourin	17,406

## OVERALL: 49-26-7

HOME: 26-11-4

ROAD: 23-15-3

## HOME ATTENDANCE

TOTAL: 763,830

AVERAGE: 18,630 (41 SELLOUTS)

## BIEKSA

Oct. 5	@ DET	0-1	1/0	19:38
Oct. 6	@ CBJ	0-0	2/0	19:04
Oct. 8	@ COL	0-0	0/0	17:02
Oct. 10	@ MIN	0-0	3/1	19:03
Oct. 13	Vs SJ	1-2	4/1	24:44
Oct. 16	Vs EDM	0-1	3/1	17:35
Oct. 17	@ EDM	0-0	1/1	17:41
Oct. 20	@ STL	0-0	1/0	19:07
Oct. 21	@ NSH	0-0	5/0	19:48
Oct. 23	@ DAL	0-0	3/-1	22:28
Oct. 25	@ CHI	0-0	1/2	20:54
Oct. 27	Vs WSH	0-0	2/0	26:22
Oct. 31	Vs NSH	0-0	2/-1	26:34
Nov. 2	@ MIN	0-0	1/-1	27:44
Nov. 4	@ COL	0-0	0/1	24:26
Nov. 6	Vs DAL	1-0	3/0	21:32
Nov. 9	Vs ANA	0-0	0/0	24:00
Nov. 11	Vs CGY	0-0	1/-1	19:18
Nov. 14	Vs DET	1-0	1/1	18:37
Nov. 17	Vs STL	0-0	4/-1	17:34
Nov. 19	Vs CHI	0-0	3/-1	16:47
Nov. 22	@ DET	0-1	6/0	19:58
Nov. 23	@ NSH	0-0	7/0	24:20
Nov. 25	@ COL	1-0	1/0	20:43
Nov. 28	Vs CBJ	0-1	1/1	22:43
Nov. 30	Vs ANA	0-0	1/-1	18:52
Dec. 2	Vs COL	0-0	1/1	24:39
Dec. 4	Vs EDM	0-0	5/-2	27:05
Dec. 8	Vs CAR	0-0	3/-1	24:28
Dec. 9	@ CGY	1-1	5/0	22:35
Dec. 12	Vs PHX	1-1	7/4	24:09
Dec. 14	Vs CGY	0-0	8/1	26:32
Dec. 16	Vs MIN	0-0	0/1	25:41
Dec. 19	@ MIN	1-0	2/-1	24:46
Dec. 21	@ BOS	0-0	6/0	21:34
Dec. 22	@ CBJ	1-0	5/-1	29:17
Dec. 26	@ CGY	0-1	1/0	27:42
Dec. 27	Vs CGY	0-1	3/0	29:22
Dec. 30	@ EDM	0-2	1/-2	24:40
Jan. 2	@ CGY	0-1	3/-1	22:59
Jan. 3	Vs DAL	0-0	1/0	25:56
Jan. 5	Vs EDM	0-2	0/0	26:27
Jan. 7	Vs FLA	0-1	4/0	30:37
Jan. 11	Vs MIN	0-1	2/-1	25:50
Jan. 13	@ TOR	0-0	1/1	28:47
Jan. 16	@ MTL	0-2	0/3	25:31
Jan. 18	@ OTT	0-0	2/0	25:49
Jan. 19	@ BUF	0-1	2/0	29:05
Jan. 26	Vs LA	0-1	4/-2	25:53
Jan. 28	Vs SJ	0-1	2/-1	27:52
Jan. 30	Vs CBJ	0-0	6/0	27:37
Feb. 1	Vs EDM	0-0	4/0	28:01
Feb. 3	@ CGY	0-0	2/0	25:57
Feb. 6	@ EDM	0-0	4/0	30:47
Feb. 7	Vs CHI	0-0	3/-1	22:52
Feb. 10	Vs ATL	0-0	1/0	27:33
Feb. 14	@ MIN	0-0	3/0	30:56
Feb. 16	@ CHI	0-0	5/1	28:46
Feb. 18	Vs COL	0-0	2/0	23:17
Feb. 20	@ ANA	1-0	2/-1	27:39
Feb. 22	@ LA	1-1 (W)	3/1	27:07
Feb. 25	@ DAL	0-0	2/1	28:01
Feb. 27	@ STL	0-0	2/-1	24:39
Mar. 1	Vs PHX	0-1	2/0	23:18
Mar. 4	Vs MIN	0-0	4/1	24:50
Mar. 6	Vs TB	1-1 (W)	1/2	24:15
Mar. 8	@ PHX	0-1	2/0	24:40
Mar. 9	@ SJ	0-1	1/2	23:15
Mar. 11	@ ANA	0-0	2/1	18:37
Mar. 13	Vs MIN	0-0	1/0	28:44
Mar. 15	Vs STL	0-0	2/-1	25:08
Mar. 17	Vs DET	0-0	3/0	24:42
Mar. 19	@ EDM	0-0	4/0	23:47
Mar. 21	Vs NSH	0-0	0/0	25:54
Mar. 25	Vs COL	0-0	3/-2	25:07
Mar. 27	@ COL	0-0	1/1	24:00
Mar. 29	@ LA	0-1	2/2	24:37
Mar. 31	Vs CGY	0-1	5/0	27:35
Apr. 3	Vs LA	0-0	2/0	27:20
Apr. 5	Vs COL	0-0	0/-1	19:07
Apr. 7	@ SJ	1-1	4/1	24:38
Apr. 8	@ PHX	DND		

## BURROWS

Oct. 5	@ DET	0-0	0/-1	14:28
Oct. 6	@ CBJ	0-1	0/0	17:02
Oct. 8	@ COL	0-0	1/0	15:01
Oct. 10	@ MIN	0-0	2/0	15:33
Oct. 13	Vs SJ	0-0	0/0	9:06
Oct. 16	Vs EDM	0-1	1/0	12:29
Oct. 17	@ EDM	0-0	0/0	13:16
Oct. 20	@ STL	0-0	1/0	9:30
Oct. 21	@ NSH	0-0	1/0	8:41
Oct. 23	@ DAL	0-0	2/-1	6:30
Oct. 25	@ CHI	0-0	0/0	13:38
Oct. 27	Vs WSH	0-0	0/0	7:46
Oct. 31	Vs NSH	0-0	0/0	5:13
Nov. 2	@ MIN	0-1	1/1	15:26
Nov. 4	@ COL	0-1	4/1	15:12
Nov. 6	Vs DAL	0-0	2/0	12:55
Nov. 9	Vs ANA	0-0	1/-2	13:47
Nov. 11	Vs CGY	0-0	1/-2	14:17
Nov. 14	Vs DET	0-0	1/0	16:05
Nov. 17	Vs STL	0-1	1/1	14:49
Nov. 19	Vs CHI	0-0	2/0	14:38
Nov. 22	@ DET	0-1	0/0	13:42
Nov. 23	@ NSH	0-1	0/0	15:49
Nov. 25	@ COL	0-0	4/-2	13:10
Nov. 28	Vs CBJ	0-0	0/0	17:05
Nov. 30	Vs ANA	0-0	0/-1	11:36
Dec. 2	Vs COL	0-0	0/0	9:02
Dec. 4	Vs EDM	0-0	3/0	14:48
Dec. 8	Vs CAR	0-0	1/-1	14:42
Dec. 9	@ CGY	0-0	1/0	12:31
Dec. 12	Vs PHX	0-0	0/2	15:34
Dec. 14	Vs CGY	0-0	0/1	12:08
Dec. 16	Vs MIN	0-0	0/0	16:26
Dec. 19	@ MIN	0-0	2/-1	13:39
Dec. 21	@ BOS	0-0	4/0	9:48
Dec. 22	@ CBJ	0-0	1/0	10:26
Dec. 26	@ CGY	0-0	1/0	10:56
Dec. 27	Vs CGY	DND		
Dec. 30	@ EDM	0-0	1/0	11:08
Jan. 2	@ CGY	1-0 (W)	1/1	10:10
Jan. 3	Vs DAL	0-0	0/0	9:29
Jan. 5	Vs EDM	0-0	1/0	8:54
Jan. 7	Vs FLA	0-0	0/0	11:47
Jan. 11	Vs MIN	0-0	1/0	8:50
Jan. 13	@ TOR	0-0	0/0	11:57
Jan. 16	@ MTL	0-0	0/0	11:33
Jan. 18	@ OTT	0-0	2/0	11:06
Jan. 19	@ BUF	0-0	1/0	11:24
Jan. 26	Vs LA	0-0	0/0	9:40
Jan. 28	Vs SJ	0-0	2/0	9:03
Jan. 30	Vs CBJ	0-0	1/0	10:39
Feb. 1	Vs EDM	0-0	2/1	9:51
Feb. 3	@ CGY	0-0	0/0	6:19
Feb. 6	@ EDM	0-0	0/0	12:51
Feb. 7	Vs CHI	0-0	0/0	10:34
Feb. 10	Vs ATL	0-0	1/0	9:11
Feb. 14	@ MIN	0-0	1/-1	12:23
Feb. 16	@ CHI	0-0	0/0	11:37
Feb. 18	Vs COL	0-0	0/0	10:06
Feb. 20	@ ANA	0-0	1/0	7:36
Feb. 22	@ LA	0-0	0/0	10:51
Feb. 25	@ DAL	0-0	0/0	16:03
Feb. 27	@ STL	0-0	0/0	7:49
Mar. 1	Vs PHX	0-0	1/1	5:08
Mar. 4	Vs MIN	0-0	1/-1	8:22
Mar. 6	Vs TB	0-0	1/0	11:58
Mar. 8	@ PHX	0-0	1/1	10:47
Mar. 9	@ SJ	0-0	2/0	10:41
Mar. 11	@ ANA	1-0	1/0	8:47
Mar. 13	Vs MIN	0-0	1/0	8:05
Mar. 15	Vs STL	0-0	1/-1	9:02
Mar. 17	Vs DET	0-0	0/0	9:10
Mar. 19	@ EDM	0-0	1/0	15:06
Mar. 21	Vs NSH	0-0	2/1	7:32
Mar. 25	Vs COL	0-0	0/0	9:54
Mar. 27	@ COL	0-0	0/0	12:01
Mar. 29	@ LA	0-0	0/-1	10:23
Mar. 31	Vs CGY	0-0	0/-1	8:28
Apr. 3	Vs LA	0-0	2/0	10:00
Apr. 5	Vs COL	0-0	1/0	10:13
Apr. 7	@ SJ	0-0	0/0	9:32
Apr. 8	@ PHX	1-0	1/0	14:13

## COOKE

Oct. 5	@ DET	0-0	1/0	15:30
Oct. 6	@ CBJ	0-0	5/0	15:11
Oct. 8	@ COL	0-0	1/0	12:17
Oct. 10	@ MIN	0-0	0/0	20:25
Oct. 13	Vs SJ	0-0	2/-1	15:36
Oct. 16	Vs EDM	0-0	0/0	12:40
Oct. 17	@ EDM	0-0	1/0	12:51
Oct. 20	@ STL	0-0	1/0	15:41
Oct. 21	@ NSH	0-1	5/0	13:04
Oct. 23	@ DAL	0-0	1/0	17:27
Oct. 25	@ CHI	1-0 (W)	3/1	13:29
Oct. 27	Vs WSH	0-0	1/-1	14:07
Oct. 31	Vs NSH	0-0	0/0	13:22
Nov. 2	@ MIN	0-0	0/1	18:19
Nov. 4	@ COL	0-0	2/-1	16:19
Nov. 6	Vs DAL	0-0	0/0	10:36
Nov. 9	Vs ANA	0-0	2/-2	15:44
Nov. 11	Vs CGY	0-1	2/-2	15:17
Nov. 14	Vs DET	0-0	3/-2	16:32
Nov. 17	Vs STL	0-1	1/1	15:49
Nov. 19	Vs CHI	0-0	4/-1	13:19
Nov. 22	@ DET	0-1	0/0	12:34
Nov. 23	@ NSH	0-0	2/-1	15:12
Nov. 25	@ COL	0-0	1/-2	14:23
Nov. 28	Vs CBJ	0-0	3/0	8:29
Nov. 30	Vs ANA	0-0	1/0	10:04
Dec. 2	Vs COL	DND		
Dec. 4	Vs EDM	0-0	2/0	14:25
Dec. 8	Vs CAR	0-0	2/0	15:45
Dec. 9	@ CGY	0-0	0/-1	18:13
Dec. 12	Vs PHX	0-1	2/1	15:53
Dec. 14	Vs CGY	0-1	1/1	17:39
Dec. 16	Vs MIN	0-0	2/-1	14:41
Dec. 19	@ MIN	0-0	3/-4	15:31
Dec. 21	@ BOS	0-0	2/0	16:44
Dec. 22	@ CBJ	0-0	1/0	13:43
Dec. 26	@ CGY	0-0	1/0	13:13
Dec. 27	Vs CGY	1-1	1/1	16:17
Dec. 30	@ EDM	0-0	3/1	16:14
Jan. 2	@ CGY	0-0	1/0	14:42
Jan. 3	Vs DAL	0-0	1/0	17:52
Jan. 5	Vs EDM	2-0 (W)	3/2	18:28
Jan. 7	Vs FLA	0-0	2/0	17:03
Jan. 11	Vs MIN	0-0	1/-1	17:06
Jan. 13	@ TOR	0-0	0/0	17:16
Jan. 16	@ MTL	0-0	0/1	15:05
Jan. 18	@ OTT	0-0	0/0	16:56
Jan. 19	@ BUF	0-0	3/-3	13:31
Jan. 26	Vs LA	0-0	1/0	16:05
Jan. 28	Vs SJ	0-0	3/1	18:05
Jan. 30	Vs CBJ	0-0	1/-1	16:02
Feb. 1	Vs EDM	0-0	1/1	17:38
Feb. 3	@ CGY	0-0	0/0	17:06
Feb. 6	@ EDM	0-0	0/0	15:42
Feb. 7	Vs CHI	0-0	1/-1	14:48
Feb. 10	Vs ATL	0-1	3/1	15:41
Feb. 14	@ MIN	0-1	2/0	17:34
Feb. 16	@ CHI	1-0	5/0	14:26
Feb. 18	Vs COL	1-2	1/1	17:24
Feb. 20	@ ANA	0-0	2/0	18:14
Feb. 22	@ LA	0-0	2/1	13:05
Feb. 25	@ DAL	0-0	0/0	17:52
Feb. 27	@ STL	0-0	2/-1	17:24
Mar. 1	Vs PHX	0-0	3/0	18:32
Mar. 4	Vs MIN	0-1	2/1	19:43
Mar. 6	Vs TB	0-1	3/2	13:06
Mar. 8	@ PHX	0-0	0/1	13:36
Mar. 9	@ SJ	0-0	4/0	16:18
Mar. 11	@ ANA	0-0	0/0	14:46
Mar. 13	Vs MIN	1-0	2/0	17:50
Mar. 15	Vs STL	0-1	2/0	16:10
Mar. 17	Vs DET	0-2	1/2	14:59
Mar. 19	@ EDM	0-0	0/0	16:35
Mar. 21	Vs NSH	0-0	2/0	16:19
Mar. 25	Vs COL	0-1	1/1	19:41
Mar. 27	@ COL	1-0	1/1	16:41
Mar. 29	@ LA	0-0	1/0	16:22
Mar. 31	Vs CGY	0-2	3/0	14:38
Apr. 3	Vs LA	1-0 (W)	4/0	17:14
Apr. 5	Vs COL	0-1	1/1	15:50
Apr. 7	@ SJ	1-0	4/1	15:28
Apr. 8	@ PHX	0-0	1/1	12:49

# 2006.07 PLAYER GAME BY GAME

## COWAN

Oct. 6	@ ANA	0-0	3/0	7:54
Oct. 7	Vs STL	0-0	1/0	9:05
Oct. 10	Vs NYI	DND		
Oct. 12	Vs DAL	DND		
Oct. 14	Vs DAL	0-0	2/0	11:12
Oct. 16	Vs DET	0-0	0/0	10:04
Oct. 18	Vs MIN	DND		
Oct. 19	@ PHX	0-0	0/0	9:20
Oct. 22	Vs ANA	DND		
Oct. 23	@ COL	DND		
Oct. 25	@ MIN	DND		
Oct. 27	@ CBJ	0-0	1/0	8:42
Oct. 28	@ DAL	0-0	0/1	6:44
Oct. 30	Vs NYR	0-0	0/0	0:56
Nov. 1	Vs PIT	DND		
Nov. 4	@ PHX	DND		
Nov. 7	@ COL	INI		
Nov. 9	Vs SJ	INI		
Nov. 11	Vs MIN	INI		
Nov. 13	Vs SJ	INI		
Nov. 16	Vs PHI	INI		
Nov. 18	Vs PHX	0-0	1/0	10:48
Nov. 22	@ SJ	DND		
Nov. 24	@ DAL	0-0	1/0	6:30
Nov. 25	Vs CGY	0-0	0/0	9:11
Nov. 27	Vs NJ	0-0	1/0	7:54
Nov. 30	@ PHX	0-0	0/-2	4:06
Dec. 2	Vs ANA	DND		
Dec. 3	@ ANA	0-0	3/0	7:41
Dec. 7	Vs NSH	0-0	0/0	6:22
Dec. 9	Vs COL	0-1	5/1	7:57
Dec. 12	Vs SJ	0-0	5/0	9:09
Dec. 14	@ SJ	DND		
Dec. 16	Vs DAL	0-0	0/-1	5:32
Dec. 19	Vs CGY	0-1	3/1	12:48
Dec. 21	@ STL	0-0	2/0	3:58
Dec. 23	@ NSH	0-0	0/-1	3:59
Dec. 26	Vs PHX	DND		
Dec. 28	Vs EDM	DND		
Dec. 29	@ CGY	DND		
<b>Dec. 30 Acquired by VAN</b>				
Dec. 30	@ EDM	0-0	0/0	2:08
Jan. 2	@ CGY	DND		
Jan. 3	Vs DAL	DND		
Jan. 5	Vs EDM	0-0	1/0	6:01
Jan. 7	Vs FLA	0-0	0/0	7:32
Jan. 11	Vs MIN	0-0	0/0	6:36
Jan. 13	@ TOR	0-0	0/0	5:48
Jan. 16	@ MTL	0-0	0/0	7:49
Jan. 18	@ OTT	0-0	0/0	6:35
Jan. 19	@ BUF	0-0	0/0	6:44
Jan. 26	Vs LA	0-0	1/0	5:45
Jan. 28	Vs SJ	0-0	1/0	4:09
Jan. 30	Vs CBJ	0-0	0/0	7:45
Feb. 1	Vs EDM	0-0	2/0	2:57
Feb. 3	@ CGY	0-0	0/0	3:29
Feb. 6	@ EDM	0-0	0/0	7:36
Feb. 7	Vs CHI	0-0	0/0	6:26
Feb. 10	Vs ATL	0-0	0/0	5:45
Feb. 14	@ MIN	0-0	1/-1	6:05
Feb. 16	@ CHI	0-0	0/0	3:59
Feb. 18	Vs COL	0-0	0/0	5:15
Feb. 20	@ ANA	0-0	1/-1	7:01
Feb. 22	@ LA	0-0	1/0	4:08
Feb. 25	@ DAL	0-0	0/0	11:12
Feb. 27	@ STL	0-0	0/-1	4:41
Mar. 1	Vs PHX	1-0	3/1	10:22
Mar. 4	Vs MIN	2-0	3/1	14:49
Mar. 6	Vs TB	2-0	4/3	10:24
Mar. 8	@ PHX	1-0	1/1	11:08
Mar. 9	@ SJ	0-0	3/0	14:38
Mar. 11	@ ANA	0-0	1/0	9:37
Mar. 13	Vs MIN	0-2	1/1	14:44
Mar. 15	Vs STL	0-0	4/1	17:38
Mar. 17	Vs DET	0-0	3/0	9:59
Mar. 19	@ EDM	0-0	3/0	8:58
Mar. 21	Vs NSH	0-0	0/0	11:43
Mar. 25	Vs COL	1-0	3/1	12:24
Mar. 27	@ COL	0-0	2/0	12:18
Mar. 29	@ LA	0-0	1/0	9:19
Mar. 31	Vs CGY	0-0	3/0	9:11
Apr. 3	Vs LA	0-0	0/0	8:06
Apr. 5	Vs COL	0-0	0/-1	9:48
Apr. 7	@ SJ	0-0	1/0	4:01
Apr. 8	@ PHX	0-1	2/-1	12:49

## ISBISTER

Oct. 5	Vs WSH	-		
Oct. 6	@ PHI	-		
Oct. 10	Vs PHI	-		
Oct. 12	Vs PIT	-		
Oct. 14	@ BUF	-		
Oct. 16	Vs NJ	-		
Oct. 18	Vs NSH	-		
Oct. 21	@ TOR	-		
Oct. 25	Vs FLA	-		
Oct. 28	@ PHX	-		
Oct. 30	@ LA	-		
Nov. 1	@ ANA	-		
Nov. 2	@ SJ	-		
Nov. 5	Vs BUF	-		
Nov. 8	@ FLA	-		
Nov. 10	@ ATL	-		
Nov. 11	@ WSH	-		
Nov. 14	Vs NJ	-		
Nov. 15	@ CAR	-		
Nov. 18	@ PIT	-		
Nov. 19	Vs TB	-		
Nov. 21	Vs CAR	MIN		
Nov. 25	@ PIT	MIN		
Nov. 26	Vs BUF	MIN		
Nov. 28	Vs ATL	MIN		
Dec. 1	@ BUF	MIN		
Dec. 3	Vs NYI	MIN		
Dec. 7	Vs PIT	MIN		
Dec. 9	@ OTT	MIN		
Dec. 10	Vs FLA	MIN		
Dec. 12	@ PHI	MIN		
Dec. 14	@ DAL	MIN		
Dec. 16	@ TOR	MIN		
Dec. 17	Vs NJ	MIN		
Dec. 19	Vs NYI	MIN		
Dec. 21	@ FLA	1-0	3/0	8:33
Dec. 23	@ TB	0-0	3/-1	6:30
Dec. 26	@ NYI	MIN		
Dec. 29	@ OTT	MIN		
Dec. 30	Vs WSH	MIN		
Jan. 2	@ NJ	MIN		
Jan. 4	Vs PHI	MIN		
Jan. 6	@ MTL	MIN		
Jan. 9	Vs NYI	MIN		
Jan. 11	Vs OTT	MIN		
Jan. 13	Vs BOS	MIN		
Jan. 16	@ NJ	MIN		
Jan. 20	Vs ATL	MIN		
Jan. 27	@ PHI	MIN		
Jan. 29	@ BOS	MIN		
Jan. 31	Vs TOR	MIN		
Feb. 3	@ TB	MIN		
Feb. 5	Vs DET	MIN		
Feb. 6	@ NJ	MIN		
Feb. 9	Vs TB	MIN		
Feb. 10	@ WSH	MIN		
Feb. 15	@ CAR	MIN		
Feb. 17	Vs PHI	MIN		
Feb. 18	Vs CHI	MIN		
Feb. 20	@ NJ	MIN		
Feb. 22	Vs NJ	MIN		
Feb. 24	Vs CBJ	MIN		
Feb. 27	Vs MTL	0-0	0/0	11:27
Mar. 1	Vs PIT	0-0	1/0	8:45
Mar. 3	Vs STL	0-0	6/0	15:49
Mar. 5	Vs NYI	0-0	3/0	17:41
Mar. 8	@ NYI	0-0	2/0	14:00
Mar. 10	@ PIT	0-0	2/0	15:10
Mar. 11	Vs CAR	0-0	0/0	17:42
Mar. 13	Vs OTT	0-1	4/0	16:42
Mar. 16	@ ATL	0-0	0/-1	11:19
Mar. 17	Vs BOS	0-1	2/1	14:12
Mar. 19	Vs PIT	0-0	3/0	14:08
Mar. 21	Vs PHI	0-0	1/0	13:29
Mar. 24	@ BOS	DND		
Mar. 25	@ NYI	DND		
Mar. 27	@ MTL	DND		
Mar. 31	@ PHI	0-0	1/3	17:16
Apr. 1	Vs TOR	0-2	2/2	14:25
Apr. 3	@ NYI	0-0	0/1	15:33
Apr. 5	Vs MTL	0-0	1/0	15:09
Apr. 7	@ PIT	0-0	2/0	10:40

## KESLER

Oct. 5	@ DET	0-0	0/0	15:12
Oct. 6	@ CBJ	0-0	3/0	17:49
Oct. 8	@ COL	0-0	1/0	16:38
Oct. 10	@ MIN	0-1	2/1	11:39
Oct. 13	Vs SJ	0-0	2/-1	16:39
Oct. 16	Vs EDM	0-0	4/0	16:44
Oct. 17	@ EDM	0-0	3/0	19:22
Oct. 20	@ STL	0-0	0/0	14:41
Oct. 21	@ NSH	0-1	3/0	13:38
Oct. 23	@ DAL	0-0	2/0	16:52
Oct. 25	@ CHI	0-0	2/1	13:28
Oct. 27	Vs WSH	0-0	2/-1	14:43
Oct. 31	Vs NSH	0-0	0/0	11:56
Nov. 2	@ MIN	1-0	2/1	17:07
Nov. 4	@ COL	0-0	1/1	18:22
Nov. 6	Vs DAL	0-0	2/0	18:47
Nov. 9	Vs ANA	0-0	2/-2	15:59
Nov. 11	Vs CGY	0-0	5/0	15:18
Nov. 14	Vs DET	0-0	2/0	17:40
Nov. 17	Vs STL	1-0	5/1	15:13
Nov. 19	Vs CHI	0-0	0/0	14:05
Nov. 22	@ DET	1-0	4/0	14:12
Nov. 23	@ NSH	0-0	3/-1	17:56
Nov. 25	@ COL	0-0	5/-2	13:39
Nov. 28	Vs CBJ	0-0	1/0	18:28
Nov. 30	Vs ANA	0-0	2/-1	12:44
Dec. 2	Vs COL	0-0	3/-1	20:22
Dec. 4	Vs EDM	0-0	3/-1	18:46
Dec. 8	Vs CAR	0-0	2/-1	18:30
Dec. 9	@ CGY	0-0	0/0	14:30
Dec. 12	Vs PHX	1-1	2/1	16:07
Dec. 14	Vs CGY	0-1	1/1	15:01
Dec. 16	Vs MIN	0-0	1/0	15:58
Dec. 19	@ MIN	0-0	0/-1	17:41
Dec. 21	@ BOS	0-0	2/0	17:47
Dec. 22	@ CBJ	0-0	2/0	16:12
Dec. 26	@ CGY	0-1	1/1	18:36
Dec. 27	Vs CGY	1-0	1/-1	16:17
Dec. 30	@ EDM	0-1	2/1	15:31
Jan. 2	@ CGY	0-0	1/0	17:12
Jan. 3	Vs DAL	0-0	1/0	20:01
Jan. 5	Vs EDM	0-1	1/1	16:08
Jan. 7	Vs FLA	0-0	2/-1	18:56
Jan. 11	Vs MIN	0-1	0/1	17:01
Jan. 13	@ TOR	0-0	0/1	15:58
Jan. 16	@ MTL	1-2	2/3	15:58
Jan. 18	@ OTT	0-0	0/0	18:14
Jan. 19	@ BUF	0-0	3/0	19:02
Jan. 26	Vs LA	INI		
Jan. 28	Vs SJ	INI		
Jan. 30	Vs CBJ	INI		
Feb. 1	Vs EDM	INI		
Feb. 3	@ CGY	INI		
Feb. 6	@ EDM	INI		
Feb. 7	Vs CHI	INI		
Feb. 10	Vs ATL	INI		
Feb. 14	@ MIN	INI		
Feb. 16	@ CHI	INI		
Feb. 18	Vs COL	INI		
Feb. 20	@ ANA	INI		
Feb. 22	@ LA	INI		
Feb. 25	@ DAL	INI		
Feb. 27	@ STL	INI		
Mar. 1	Vs PHX	INI		
Mar. 4	Vs MIN	INI		
Mar. 6	Vs TB	INI		
Mar. 8	@ PHX	INI		
Mar. 9	@ SJ	INI		
Mar. 11	@ ANA	INI		
Mar. 13	Vs MIN	INI		
Mar. 15	Vs STL	INI		
Mar. 17	Vs DET	INI		
Mar. 19	@ EDM	INI		
Mar. 21	Vs NSH	INI		
Mar. 25	Vs COL	INI		
Mar. 27	@ COL	INI		
Mar. 29	@ LA	INI		
Mar. 31	Vs CGY	INI		
Apr. 3	Vs LA	INI		
Apr. 5	Vs COL	INI		
Apr. 7	@ SJ	INI		
Apr. 8	@ PHX	INI		

## KRAJICEK

Oct. 5	@ DET	0-0	0/0	19:01
Oct. 6	@ CBJ	0-0	1/1	16:30
Oct. 8	@ COL	0-1	3/2	20:34
Oct. 10	@ MIN	0-0	1/0	23:53
Oct. 13	Vs SJ	0-0	2/-2	21:33
Oct. 16	Vs EDM	0-0	3/-1	19:29
Oct. 17	@ EDM	0-0	2/0	19:54
Oct. 20	@ STL	0-0	0/0	20:22
Oct. 21	@ NSH	1-0 (W)	2/1	21:40
Oct. 23	@ DAL	0-0	1/0	19:34
Oct. 25	@ CHI	0-0	3/1	21:58
Oct. 27	Vs WSH	0-1	3/0	28:16
Oct. 31	Vs NSH	0-0	0/1	22:16
Nov. 2	@ MIN	0-1	2/1	23:05
Nov. 4	@ COL	0-0	1/-2	24:08
Nov. 6	Vs DAL	0-0	2/-1	25:00
Nov. 9	Vs ANA	0-0	2/-2	23:22
Nov. 11	Vs CGY	0-0	0/-3	22:18
Nov. 14	Vs DET	0-0	0/1	19:29
Nov. 17	Vs STL	0-0	1/1	22:46
Nov. 19	Vs CHI	0-0	3/0	21:18
Nov. 22	@ DET	0-0	0/0	18:52
Nov. 23	@ NSH	0-0	1/1	20:45
Nov. 25	@ COL	0-0	1/1	17:44
Nov. 28	Vs CBJ	0-0	4/0	21:41
Nov. 30	Vs ANA	0-0	0/0	19:55
Dec. 2	Vs COL	0-1	1/0	16:57
Dec. 4	Vs EDM	0-0	3/2	20:51
Dec. 8	Vs CAR	0-0	2/0	21:10
Dec. 9	@ CGY	0-0	1/-2	15:22
Dec. 12	Vs PHX	0-1	1/-1	20:40
Dec. 14	Vs CGY	0-0	0/0	16:08
Dec. 16	Vs MIN	0-0	0/0	18:27
Dec. 19	@ MIN	0-0	0/-2	15:45
Dec. 21	@ BOS	0-0	3/0	19:09
Dec. 22	@ CBJ	0-0	2/-1	14:22
Dec. 26	@ CGY	0-0	4/1	15:05
Dec. 27	Vs CGY	0-0	2/0	13:51
Dec. 30	@ EDM	0-1	1/1	14:21
Jan. 2	@ CGY	0-0	1/-1	17:55
Jan. 3	Vs DAL	0-0	0/0	17:22
Jan. 5	Vs EDM	0-0	0/0	13:59
Jan. 7	Vs FLA	0-0	2/1	13:31
Jan. 11	Vs MIN	0-0	1/0	12:57
Jan. 13	@ TOR	0-0	2/0	21:58
Jan. 16	@ MTL	1-0	3/1	22:47
Jan. 18	@ OTT	0-0	0/-1	20:11
Jan. 19	@ BUF	0-1	2/0	23:42
Jan. 26	Vs LA	0-1	0/1	21:00
Jan. 28	Vs SJ	0-0	2/1	19:33
Jan. 30	Vs CBJ	0-1	1/-1	24:11
Feb. 1	Vs EDM	0-0	1/0	14:45
Feb. 3	@ CGY	0-1	1/1	14:04
Feb. 6	@ EDM	0-0	0/0	0:40
Feb. 7	Vs CHI	INV		
Feb. 10	Vs ATL	INV		
Feb. 14	@ MIN	0-0	1/-1	10:42
Feb. 16	@ CHI	0-0	2/0	13:51
Feb. 18	Vs COL	0-0	0/0	12:34
Feb. 20	@ ANA	0-0	0/1	11:43
Feb. 22	@ LA	0-0	1/0	11:19
Feb. 25	@ DAL	0-0	2/0	19:26
Feb. 27	@ STL	0-0	2/1	14:57
Mar. 1	Vs PHX	0-0	1/0	16:39
Mar. 4	Vs MIN	0-0	0/0	14:55
Mar. 6	Vs TB	0-1	2/2	13:38
Mar. 8	@ PHX	0-0	2/2	17:06
Mar. 9	@ SJ	0-0	1/0	15:35
Mar. 11	@ ANA	0-0	1/0	16:39
Mar. 13	Vs MIN	0-0	2/0	21:06
Mar. 15	Vs STL	0-0	0/-1	21:11
Mar. 17	Vs DET	1-0 (W)	3/4	21:34
Mar. 19	@ EDM	0-0	1/0	21:47
Mar. 21	Vs NSH	0-1	2/1	19:19
Mar. 25	Vs COL	0-0	0/1	22:00
Mar. 27	@ COL	0-0	3/1	18:08
Mar. 29	@ LA	0-1	2/-1	19:55
Mar. 31	Vs CGY	0-0	2/-2	22:40
Apr. 3	Vs LA	0-0	1/2	20:15
Apr. 5	Vs COL	0-0	0/-1	17:08
Apr. 7	@ SJ	DND		
Apr. 8	@ PHX	DND		

## LINDEN

Oct. 5	@ DET	1-0 (W)	1/1	13:20
Oct. 6	@ CBJ	0-0	2/0	8:16
Oct. 8	@ COL	0-0	0/0	11:33
Oct. 10	@ MIN	0-0	2/0	13:06
Oct. 13	Vs SJ	0-0	0/-2	7:24
Oct. 16	Vs EDM	0-1	0/1	8:00
Oct. 17	@ EDM	DND		
Oct. 20	@ STL	0-0	0/0	5:48
Oct. 21	@ NSH	0-0	0/0	7:32
Oct. 23	@ DAL	0-0	0/-1	7:10
Oct. 25	@ CHI	0-0	0/0	13:10
Oct. 27	Vs WSH	0-0	0/0	8:05
Oct. 31	Vs NSH	0-0	1/0	7:56
Nov. 2	@ MIN	0-1	1/1	9:30
Nov. 4	@ COL	0-0	1/0	6:17
Nov. 6	Vs DAL	0-0	0/1	9:17
Nov. 9	Vs ANA	0-0	0/0	11:18
Nov. 11	Vs CGY	0-0	0/0	7:52
Nov. 14	Vs DET	0-1	1/1	6:33
Nov. 17	Vs STL	0-0	1/0	9:10
Nov. 19	Vs CHI	0-1	0/1	12:25
Nov. 22	@ DET	0-0	1/0	10:14
Nov. 23	@ NSH	0-0	3/-1	12:29
Nov. 25	@ COL	0-0	1/0	14:10
Nov. 28	Vs CBJ	0-0	1/0	7:49
Nov. 30	Vs ANA	0-0	1/0	12:26
Dec. 2	Vs COL	0-0	3/0	11:03
Dec. 4	Vs EDM	0-0	0/0	16:16
Dec. 8	Vs CAR	0-0	0/-1	12:48
Dec. 9	@ CGY	0-0	1/-1	12:27
Dec. 12	Vs PHX	0-0	1/0	15:06
Dec. 14	Vs CGY	0-0	2/0	11:19
Dec. 16	Vs MIN	1-0	1/0	13:19
Dec. 19	@ MIN	1-0	1/0	14:20
Dec. 21	@ BOS	0-0	3/0	12:13
Dec. 22	@ CBJ	0-0	1/0	13:38
Dec. 26	@ CGY	1-0	2/0	13:13
Dec. 27	Vs CGY	0-1	1/1	17:25
Dec. 30	@ EDM	0-0	0/-1	14:24
Jan. 2	@ CGY	1-0	1/0	14:33
Jan. 3	Vs DAL	0-0	0/0	15:37
Jan. 5	Vs EDM	0-0	2/0	18:18
Jan. 7	Vs FLA	1-0	2/-2	16:01
Jan. 11	Vs MIN	0-0	3/-1	14:32
Jan. 13	@ TOR	1-0	2/0	14:29
Jan. 16	@ MTL	0-0	1/0	13:09
Jan. 18	@ OTT	0-0	1/0	10:28
Jan. 19	@ BUF	DND		
Jan. 26	Vs LA	1-0	1/0	13:44
Jan. 28	Vs SJ	0-0	1/0	12:22
Jan. 30	Vs CBJ	0-1	2/0	14:21
Feb. 1	Vs EDM	0-0	0/0	10:33
Feb. 3	@ CGY	0-0	1/-1	12:29
Feb. 6	@ EDM	0-0	2/-1	11:35
Feb. 7	Vs CHI	0-0	2/0	12:48
Feb. 10	Vs ATL	0-2	3/1	16:50
Feb. 14	@ MIN	0-0	1/-1	11:11
Feb. 16	@ CHI	0-0	2/0	18:51
Feb. 18	Vs COL	0-0	1/0	17:48
Feb. 20	@ ANA	0-0	0/0	18:00
Feb. 22	@ LA	1-0	2/1	13:39
Feb. 25	@ DAL	0-0	1/0	15:11
Feb. 27	@ STL	0-0	1/-2	13:02
Mar. 1	Vs PHX	0-0	1/0	10:49
Mar. 4	Vs MIN	0-0	2/-1	7:10
Mar. 6	Vs TB	0-0	3/0	12:19
Mar. 8	@ PHX	0-1	0/1	10:49
Mar. 9	@ SJ	0-0	1/0	10:37
Mar. 11	@ ANA	0-1	2/0	8:15
Mar. 13	Vs MIN	0-0	1/0	8:47
Mar. 15	Vs STL	1-0	2/1	16:05
Mar. 17	Vs DET	1-0	1/1	14:49
Mar. 19	@ EDM	1-0	3/0	16:27
Mar. 21	Vs NSH	0-1	1/1	13:48
Mar. 25	Vs COL	0-1	1/0	15:38
Mar. 27	@ COL	0-0	3/0	13:52
Mar. 29	@ LA	0-0	0/0	13:07
Mar. 31	Vs CGY	0-0	2/-2	13:15
Apr. 3	Vs LA	0-1	2/1	14:59
Apr. 5	Vs COL	0-0	0/-1	13:35
Apr. 7	@ SJ	0-0	0/-1	12:06
Apr. 8	@ PHX	0-0	2/0	12:58

## LUONGO

Oct. 5	@ DET	1-28	W	60
Oct. 6	@ CBJ	2-20	W	60
Oct. 8	@ COL	3-35	L	58
Oct. 10	@ MIN	1-36	O	65
Oct. 13	Vs SJ	6-37	L	59
Oct. 16	Vs EDM	1-18	W	60
Oct. 17	@ EDM	DNP		
Oct. 20	@ STL	2-19	W	64
Oct. 21	@ NSH	3-40	W	63
Oct. 23	@ DAL	2-26	L	59
Oct. 25	@ CHI	0-32	W	60
Oct. 27	Vs WSH	2-21	W	64
Oct. 31	Vs NSH	3-24	L	59
Nov. 2	@ MIN	5-24	L	58
Nov. 4	@ COL	3-20	L	59
Nov. 6	Vs DAL	1-20	W	60
Nov. 9	Vs ANA	3-9	L	25
Nov. 11	Vs CGY	3-21	L	58
Nov. 14	Vs DET	3-33	L	59
Nov. 17	Vs STL	2-21	W	60
Nov. 19	Vs CHI	1-23	W	59
Nov. 22	@ DET	3-30	W	63
Nov. 23	@ NSH	1-4		7
Nov. 25	@ COL	4-39	L	60
Nov. 28	Vs CBJ	0-24	W	60
Nov. 30	Vs ANA	2-30	L	59
Dec. 2	Vs COL	1-41	W	60
Dec. 4	Vs EDM	4-18	L	60
Dec. 8	Vs CAR	3-39	W	63
Dec. 9	@ CGY	4-24	L	30
Dec. 12	Vs PHX	2-30	W	60
Dec. 14	Vs CGY	1-22	W	60
Dec. 16	Vs MIN	1-29	W	60
Dec. 19	@ MIN	4-26	L	59
Dec. 21	@ BOS	DNP		
Dec. 22	@ CBJ	3-22	L	59
Dec. 26	@ CGY	1-27	W	60
Dec. 27	Vs CGY	5-36	W	63
Dec. 30	@ EDM	2-37	W	60
Jan. 2	@ CGY	2-29	W	60
Jan. 3	Vs DAL	1-40	W	64
Jan. 5	Vs EDM	2-28	W	61
Jan. 7	Vs FLA	3-36	W	65
Jan. 11	Vs MIN	5-38	L	60
Jan. 13	@ TOR	1-36	W	60
Jan. 16	@ MTL	0-30	W	59
Jan. 18	@ OTT	1-35	W	60
Jan. 19	@ BUF	DNP		
Jan. 26	Vs LA	3-43	O	62
Jan. 28	Vs SJ	1-39	W	60
Jan. 30	Vs CBJ	2-28	O	65
Feb. 1	Vs EDM	3-32	W	60
Feb. 3	@ CGY	4-42	L	58
Feb. 6	@ EDM	2-30	W	60
Feb. 7	Vs CHI	1-21	L	59
Feb. 10	Vs ATL	2-29	W	60
Feb. 14	@ MIN	2-32	W	64
Feb. 16	@ CHI	1-35	W	65
Feb. 18	Vs COL	4-36	W	60
Feb. 20	@ ANA	DNP		
Feb. 22	@ LA	2-33	W	60
Feb. 25	@ DAL	2-36	O	64
Feb. 27	@ STL	3-20	L	60
Mar. 1	Vs PHX	3-24	W	60
Mar. 4	Vs MIN	3-31	W	65
Mar. 6	Vs TB	1-17	W	60
Mar. 8	@ PHX	DNP		
Mar. 9	@ SJ	1-26	W	64
Mar. 11	@ ANA	4-24	L	58
Mar. 13	Vs MIN	3-29	O	64
Mar. 15	Vs STL	2-22	W	61
Mar. 17	Vs DET	1-33	W	60
Mar. 19	@ EDM	1-37	W	60
Mar. 21	Vs NSH	0-20	W	60
Mar. 25	Vs COL	4-30	O	65
Mar. 27	@ COL	0-34	W	60
Mar. 29	@ LA	2-34	W	60
Mar. 31	Vs CGY	3-18	L	59
Apr. 3	Vs LA	2-17	W	60
Apr. 5	Vs COL	3-30	L	58
Apr. 7	@ SJ	3-30	W	61
Apr. 8	@ PHX	DNP		

# 2006.07 PLAYER GAME BY GAME

## MILLER

Oct. 6	@ ANA	0-0	1/1	18:48
Oct. 7	Vs. STL	0-0	0/0	19:55
Oct. 10	Vs. NYI	0-0	0/0	19:02
Oct. 12	Vs. DAL	0-0	1/-1	16:27
Oct. 14	Vs. DAL	0-0	0/0	17:53
Oct. 16	Vs. DET	0-1	1/1	18:48
Oct. 18	Vs. MIN	0-0	0/0	21:03
Oct. 19	@ PHX	0-0	2/0	19:35
Oct. 22	Vs. ANA	0-0	0/-2	18:12
Oct. 23	@ COL	0-0	1/0	22:27
Oct. 25	@ MIN	0-0	0/0	18:45
Oct. 27	@ CBJ	0-0	0/-2	20:26
Oct. 28	@ DAL	0-0	1/-2	15:41
Oct. 30	Vs. NYR	0-0	1/0	19:22
Nov. 1	Vs. PIT	0-0	2/-1	22:19
Nov. 4	@ PHX	0-2	1/1	18:06
Nov. 7	@ COL	0-0	0/-1	18:42
Nov. 9	Vs. SJ	0-0	2/-2	17:35
Nov. 11	Vs. MIN	0-0	1/0	19:56
Nov. 13	Vs. SJ	0-0	0/-1	18:37
Nov. 16	Vs. PHI	0-0	0/-1	16:28
Nov. 18	Vs. PHX	0-0	1/1	22:09
Nov. 22	@ SJ	0-0	0/-1	19:27
Nov. 24	@ DAL	0-0	0/0	14:35
Nov. 25	Vs. CGY	0-0	0/-1	21:27
Nov. 27	Vs. NJ	0-0	1/1	21:24
Nov. 30	@ PHX	0-0	3/-1	21:27
Dec. 2	Vs. ANA	0-0	1/0	19:42
Dec. 3	@ ANA	0-0	0/2	18:33
Dec. 7	Vs. NSH	0-0	0/1	20:30
Dec. 9	Vs. COL	0-0	1/1	14:25
Dec. 12	Vs. SJ	0-0	0/0	18:10
Dec. 14	@ SJ	0-0	2/2	22:13
Dec. 16	Vs. DAL	0-0	0/-1	21:49
Dec. 19	Vs. CGY	0-0	0/-1	13:51
Dec. 21	@ STL	0-0	0/1	14:51
Dec. 23	@ NSH	0-0	1/-1	17:43
Dec. 26	Vs. PHX	0-0	0/0	16:38
Dec. 28	@ EDM	0-0	0/3	18:12
Dec. 29	@ CGY	0-0	1/0	18:12
Dec. 31	@ DET	0-0	0/-2	21:34
Jan. 3	Vs. CBJ	0-0	1/0	14:03
Jan. 6	Vs. DET	0-1	0/1	19:32
Jan. 8	Vs. EDM	0-0	0/1	17:50
Jan. 11	Vs. SJ	0-0	1/0	21:59
Jan. 13	@ STL	0-0	1/0	22:25
Jan. 15	@ DAL	0-0	2/-1	22:05
Jan. 16	@ ATL	0-1	1/0	19:12
Jan. 18	Vs. STL	0-0	0/1	17:15
Jan. 20	Vs. PHX	0-0	1/0	20:05
Jan. 26	@ VAN	0-0	3/0	22:05
Jan. 27	@ EDM	0-0	3/0	22:49
Jan. 30	@ CGY	0-0	3/-4	22:13
Feb. 1	Vs. CHI	0-0	0/0	13:44
Feb. 3	@ FLA	0-0	0/3	20:35
Feb. 6	@ TB	0-0	0/0	21:58
Feb. 8	@ WSH	0-0	2/0	20:25
Feb. 10	@ NSH	0-0	0/2	19:08
Feb. 13	@ CAR	0-0	0/0	19:10
Feb. 17	Vs. ANA	0-0	0/-1	19:51
Feb. 18	@ ANA	0-0	0/0	18:53
Feb. 22	Vs. VAN	0-0	1/0	18:24
Feb. 24	Vs. COL	0-0	0/-1	19:24
Mar. 1	Vs. ANA	0-0	1/1	20:02
Mar. 3	Vs. NSH	0-0	0/-1	19:04
Mar. 6	@ CHI	0-0	0/-1	24:21
Mar. 7	@ CBJ	0-0	0/-2	23:25
Mar. 9	@ DET	0-0	0/-2	25:23
Mar. 11	@ DAL	0-0	0/-1	20:06
Mar. 12	Vs. EDM	0-1	1/1	20:00
Mar. 15	Vs. CHI	0-0	1/-1	21:16
Mar. 17	Vs. CBJ	0-0	0/0	18:13
Mar. 18	@ ANA	0-1	1/-1	22:52
Mar. 21	Vs. DAL	0-0	1/0	19:56
Mar. 23	@ CHI	0-0	0/0	22:19
Mar. 24	@ MIN	0-0	1/-1	21:11
Mar. 27	@ SJ	0-0	2/0	19:40
Mar. 29	Vs. VAN	0-0	2/0	20:40
Apr. 1	@ SJ	0-1	2/0	19:27
Apr. 3	@ VAN	0-0	0/0	21:26
Apr. 5	@ PHX	0-0	0/-1	21:44
Apr. 7	Vs. PHX	0-0	1/0	18:54

## MITCHELL

Oct. 5	@ DET	0-0	1/0	22:14
Oct. 6	@ CBJ	0-0	2/1	19:51
Oct. 8	@ COL	0-1	1/2	23:14
Oct. 10	@ MIN	0-0	1/0	26:42
Oct. 13	Vs. SJ	0-0	1/1	24:30
Oct. 16	Vs. EDM	0-0	4/0	20:59
Oct. 17	@ EDM	0-0	1/0	21:38
Oct. 20	@ STL	0-0	0/0	20:15
Oct. 21	@ NSH	0-0	1/-1	17:58
Oct. 23	@ DAL	INJ		
Oct. 25	@ CHI	INJ		
Oct. 27	Vs. WSH	INJ		
Oct. 31	Vs. NSH	INJ		
Nov. 2	@ MIN	INJ		
Nov. 4	@ COL	INJ		
Nov. 6	Vs. DAL	INJ		
Nov. 9	Vs. ANA	INJ		
Nov. 11	Vs. CGY	INJ		
Nov. 14	Vs. DET	0-0	0/0	22:53
Nov. 17	Vs. STL	0-0	1/1	22:56
Nov. 19	Vs. CHI	0-0	2/0	23:50
Nov. 22	@ DET	0-0	3/-2	20:00
Nov. 23	@ NSH	0-0	1/-1	23:15
Nov. 25	@ COL	0-0	0/-1	23:07
Nov. 28	Vs. CBJ	0-0	1/0	21:21
Nov. 30	Vs. ANA	0-0	0/0	20:08
Dec. 2	Vs. COL	0-0	1/0	19:40
Dec. 4	Vs. EDM	0-0	2/-1	22:53
Dec. 8	Vs. CAR	0-0	1/-2	26:13
Dec. 9	@ CGY	0-0	1/0	20:31
Dec. 12	Vs. PHX	0-0	0/0	23:45
Dec. 14	Vs. CGY	0-1	0/0	23:11
Dec. 16	Vs. MIN	0-0	0/-1	21:20
Dec. 19	@ MIN	0-0	2/-1	21:02
Dec. 21	@ BOS	0-0	2/0	16:48
Dec. 22	@ CBJ	0-0	2/-1	21:44
Dec. 26	@ CGY	0-0	1/0	22:19
Dec. 27	@ CGY	0-1	0/0	26:03
Dec. 30	@ EDM	0-0	1/-1	26:46
Jan. 2	@ CGY	0-0	2/1	21:32
Jan. 3	Vs. DAL	0-0	0/-1	24:25
Jan. 5	Vs. EDM	0-0	1/1	23:36
Jan. 7	Vs. FLA	0-0	2/-1	26:12
Jan. 11	Vs. MIN	1-0	1/-1	22:28
Jan. 13	@ TOR	INJ		
Jan. 16	@ MTL	INJ		
Jan. 18	@ OTT	0-0	0/0	7:14
Jan. 19	@ BUF	INJ		
Jan. 26	Vs. LA	INJ		
Jan. 28	Vs. SJ	INJ		
Jan. 30	Vs. CBJ	INJ		
Feb. 1	Vs. EDM	0-0	0/1	19:04
Feb. 3	@ CGY	0-0	0/-1	20:19
Feb. 6	@ EDM	0-1	1/2	24:53
Feb. 7	@ ATL	0-0	1/-2	21:49
Feb. 10	Vs. CHI	0-0	0/0	22:09
Feb. 14	@ MIN	0-0	0/1	24:49
Feb. 16	@ CHI	0-0	0/0	24:13
Feb. 18	Vs. COL	0-2	0/1	21:12
Feb. 20	@ ANA	0-0	2/1	21:51
Feb. 22	@ LA	0-1	0/1	23:17
Feb. 25	@ DAL	0-0	1/0	30:12
Feb. 27	@ STL	0-0	0/-1	22:11
Mar. 1	Vs. PHX	0-0	0/1	19:41
Mar. 4	Vs. MIN	0-2	2/1	23:47
Mar. 6	Vs. TB	0-0	0/2	22:38
Mar. 8	@ PHX	0-0	1/0	22:45
Mar. 9	@ SJ	0-1	1/2	22:19
Mar. 11	@ ANA	0-0	0/1	25:06
Mar. 13	Vs. MIN	INJ		
Mar. 15	Vs. STL	INJ		
Mar. 17	Vs. DET	INJ		
Mar. 19	@ EDM	INJ		
Mar. 21	Vs. NSH	INJ		
Mar. 25	Vs. COL	0-0	2/-1	24:48
Mar. 27	@ COL	0-0	1/1	22:53
Mar. 29	@ LA	0-0	0/1	27:00
Mar. 31	Vs. CGY	0-0	2/0	17:52
Apr. 3	Vs. LA	0-0	0/0	21:25
Apr. 5	Vs. COL	0-0	0/-2	17:39
Apr. 7	@ SJ	0-0	0/1	21:16
Apr. 8	@ PHX	0-0	1/-1	19:24

## MORRISON

Oct. 5	@ DET	0-0	1/0	17:25
Oct. 6	@ CBJ	1-0	2/0	17:04
Oct. 8	@ COL	0-0	1/0	14:58
Oct. 10	@ MIN	0-0	2/0	19:35
Oct. 13	Vs. SJ	0-1	0/-1	17:43
Oct. 16	Vs. EDM	0-0	2/0	19:25
Oct. 17	@ EDM	0-0	0/0	17:11
Oct. 20	@ STL	0-0	0/1	16:47
Oct. 21	@ NSH	1-1	5/1	17:58
Oct. 23	@ DAL	0-0	3/0	17:28
Oct. 25	@ CHI	1-0	3/0	16:14
Oct. 27	Vs. WSH	0-1	3/1	19:31
Oct. 31	Vs. NSH	0-1	0/0	19:18
Nov. 2	@ MIN	0-0	3/0	18:22
Nov. 4	@ COL	0-0	5/-1	17:40
Nov. 6	Vs. DAL	0-0	0/-1	16:10
Nov. 9	Vs. ANA	0-0	1/-3	14:52
Nov. 11	Vs. CGY	0-1	1/-1	16:13
Nov. 14	Vs. DET	0-0	2/-2	16:59
Nov. 17	Vs. STL	1-0	4/1	15:35
Nov. 19	Vs. CHI	0-0	3/-1	14:40
Nov. 22	@ DET	2-0 (W)	2/0	16:31
Nov. 23	@ NSH	0-0	0/-1	15:41
Nov. 25	@ COL	0-0	1/1	18:10
Nov. 28	Vs. CBJ	0-0	0/0	16:47
Nov. 30	Vs. ANA	0-0	1/0	16:32
Dec. 2	Vs. COL	0-1	2/-1	18:21
Dec. 4	Vs. EDM	0-0	1/-1	19:27
Dec. 8	Vs. CAR	0-3	1/0	18:49
Dec. 9	@ PHX	0-1	2/-1	19:46
Dec. 12	Vs. PHX	1-0	3/1	16:36
Dec. 14	Vs. CGY	1-0	2/0	19:32
Dec. 16	Vs. MIN	0-0	4/0	17:45
Dec. 19	@ MIN	0-0	2/-2	16:42
Dec. 21	@ BOS	0-0	1/0	17:09
Dec. 22	@ CBJ	0-0	0/-1	15:43
Dec. 26	@ CGY	0-0	1/0	16:00
Dec. 27	Vs. CGY	1-0	3/1	19:52
Dec. 30	@ EDM	0-1	2/1	18:23
Jan. 2	@ CGY	1-1	2/-1	20:01
Jan. 3	Vs. DAL	0-0	2/-1	21:15
Jan. 5	Vs. EDM	0-0	1/0	18:58
Jan. 7	Vs. FLA	1-0	2/0	18:09
Jan. 11	Vs. MIN	0-0	3/-1	17:42
Jan. 13	@ TOR	0-1	1/0	17:08
Jan. 16	@ MTL	0-0	3/0	18:43
Jan. 18	@ OTT	0-0	0/0	17:03
Jan. 19	@ BUF	0-1	0/-3	17:58
Jan. 26	Vs. LA	0-1	4/0	17:07
Jan. 28	Vs. SJ	1-0	1/1	20:23
Jan. 30	Vs. CBJ	0-1	2/-1	21:49
Feb. 1	Vs. EDM	0-2	3/1	19:26
Feb. 3	@ CGY	0-0	1/0	18:37
Feb. 6	@ EDM	0-0	2/0	17:40
Feb. 7	Vs. CHI	0-0	2/-2	17:52
Feb. 10	Vs. ATL	2-0 (W)	4/1	18:27
Feb. 14	@ MIN	0-2	1/1	19:02
Feb. 16	@ CHI	0-0	2/-1	18:54
Feb. 18	Vs. COL	2-1 (W)	3/1	19:11
Feb. 20	@ ANA	0-0	1/0	19:33
Feb. 22	@ LA	1-0	2/1	18:44
Feb. 25	@ DAL	0-0	0/0	18:55
Feb. 27	@ STL	0-0	2/-2	16:42
Mar. 1	Vs. PHX	0-0	0/0	18:39
Mar. 4	Vs. MIN	0-1	1/1	19:21
Mar. 6	Vs. TB	0-1	0/1	14:54
Mar. 8	@ PHX	1-1	2/1	15:58
Mar. 9	@ SJ	0-0	2/0	17:16
Mar. 11	@ ANA	0-0	0/0	17:38
Mar. 13	Vs. MIN	0-1	1/-1	20:38
Mar. 15	Vs. STL	0-1	4/0	15:37
Mar. 17	Vs. DET	1-1	3/2	17:44
Mar. 19	@ EDM	0-0	0/0	18:22
Mar. 21	Vs. NSH	0-0	1/0	18:53
Mar. 25	Vs. COL	0-1	0/1	22:41
Mar. 27	@ COL	0-0	0/1	15:28
Mar. 29	@ LA	0-0	1/0	17:18
Mar. 31	Vs. CGY	1-0	1/0	21:01
Apr. 3	Vs. LA	0-1	5/0	19:50
Apr. 5	Vs. COL	0-1	3/1	16:29
Apr. 7	@ SJ	0-1	2/1	20:35
Apr. 8	@ PHX	0-0	0/0	15:42

## NASLUND

Oct. 5	@ DET	1-0	4/0	14:33
Oct. 6	@ CBJ	0-1	4/1	18:29
Oct. 8	@ COL	1-1	5/2	18:26
Oct. 10	@ MIN	0-0	3/0	22:09
Oct. 13	Vs SJ	1-0	4/0	18:46
Oct. 16	Vs EDM	0-0	1/0	17:59
Oct. 17	@ EDM	1-0	4/-1	18:27
Oct. 20	@ STL	1-1	2/1	22:33
Oct. 21	@ NSH	0-1	1/0	19:32
Oct. 23	@ DAL	0-0	3/0	19:46
Oct. 25	@ CHI	0-1	2/0	19:27
Oct. 27	Vs WSH	0-0	1/1	19:12
Oct. 31	Vs NSH	1-0	3/0	19:29
Nov. 2	@ MIN	0-0	6/0	17:31
Nov. 4	@ COL	1-0	5/0	20:08
Nov. 6	Vs DAL	0-0	3/-1	16:40
Nov. 9	Vs ANA	0-0	3/-2	15:00
Nov. 11	Vs CGY	0-0	4/1	20:31
Nov. 14	Vs DET	0-1	3/-1	18:34
Nov. 17	Vs STL	2-0 (W)	8/1	18:46
Nov. 19	Vs CHI	1-0	6/0	19:08
Nov. 22	@ DET	1-0	3/2	20:11
Nov. 23	@ NSH	0-0	2/-1	14:35
Nov. 25	@ COL	0-1	3/1	17:44
Nov. 28	Vs CBJ	1-0 (W)	1/1	17:19
Nov. 30	Vs ANA	0-0	3/1	21:02
Dec. 2	Vs COL	0-0	1/0	19:48
Dec. 4	Vs EDM	0-0	1/-2	19:56
Dec. 8	Vs CAR	0-2	0/0	19:05
Dec. 9	@ CGY	0-0	2/-2	17:46
Dec. 12	Vs PHX	0-0	2/2	17:47
Dec. 14	Vs CGY	0-1	3/1	18:16
Dec. 16	Vs MIN	0-0	1/0	15:52
Dec. 19	@ MIN	0-1	1/-2	17:18
Dec. 21	@ BOS	0-0	3/0	20:07
Dec. 22	@ CBJ	0-1	3/1	17:30
Dec. 26	@ CGY	0-0	2/0	18:06
Dec. 27	Vs CGY	0-1	2/-1	15:46
Dec. 30	@ EDM	0-2	0/0	16:50
Jan. 2	@ CGY	0-1	2/-1	15:30
Jan. 3	Vs DAL	0-0	1/1	17:41
Jan. 5	Vs EDM	0-0	2/0	18:28
Jan. 7	Vs FLA	1-1	3/2	17:55
Jan. 11	Vs MIN	0-1	1/0	15:54
Jan. 13	@ TOR	1-1	2/0	15:39
Jan. 16	@ MTL	0-1	2/2	17:24
Jan. 18	@ OTT	0-1	0/0	16:26
Jan. 19	@ BUF	1-0	3/-1	18:09
Jan. 26	Vs LA	0-0	3/-1	18:04
Jan. 28	Vs SJ	0-2	1/1	18:38
Jan. 30	Vs CBJ	0-1	4/-1	20:28
Feb. 1	Vs EDM	1-1 (W)	5/2	15:43
Feb. 3	@ CGY	0-1	4/0	15:25
Feb. 6	@ EDM	1-1	4/0	17:23
Feb. 7	Vs CHI	0-0	5/-2	19:26
Feb. 10	Vs ATL	1-0	1/0	15:45
Feb. 14	@ MIN	1-0	2/0	17:19
Feb. 16	@ CHI	0-0	1/0	19:45
Feb. 18	Vs COL	0-1	3/0	18:40
Feb. 20	@ ANA	1-1	7/0	18:15
Feb. 22	@ LA	0-2	0/1	16:29
Feb. 25	@ DAL	0-0	4/0	17:29
Feb. 27	@ STL	0-0	3/0	16:52
Mar. 1	Vs PHX	1-0 (W)	1/0	16:40
Mar. 4	Vs MIN	0-1	2/1	17:46
Mar. 6	Vs TB	0-0	3/0	17:15
Mar. 8	@ PHX	1-0 (W)	3/0	15:25
Mar. 9	@ SJ	0-0	2/0	18:52
Mar. 11	@ ANA	0-0	0/-1	16:20
Mar. 13	Vs MIN	0-0	4/0	19:38
Mar. 15	Vs STL	0-0	2/0	16:08
Mar. 17	Vs DET	0-0	1/0	15:08
Mar. 19	@ EDM	0-0	4/0	13:51
Mar. 21	Vs NSH	0-1	3/1	17:23
Mar. 25	Vs COL	0-0	2/-2	16:04
Mar. 27	@ COL	0-0	7/0	15:18
Mar. 29	@ LA	0-1	1/-1	14:52
Mar. 31	Vs CGY	1-0	4/-1	18:55
Apr. 3	Vs LA	1-1	2/1	16:14
Apr. 5	Vs COL	0-0	2/1	18:37
Apr. 7	@ SJ	0-1	1/1	16:47
Apr. 8	@ PHX	0-0	3/0	15:03

## OHlund

Oct. 5	@ DET	0-0	0/-1	22:00
Oct. 6	@ CBJ	0-0	4/1	26:49
Oct. 8	@ COL	0-0	2/0	23:19
Oct. 10	@ MIN	0-0	2/0	23:31
Oct. 13	Vs SJ	1-0	2/-1	26:23
Oct. 16	Vs EDM	0-0	5/0	26:08
Oct. 17	@ EDM	0-0	6/-1	24:30
Oct. 20	@ STL	0-0	5/0	25:40
Oct. 21	@ NSH	0-1	2/1	23:20
Oct. 23	@ DAL	0-0	3/0	27:16
Oct. 25	@ CHI	0-2	0/2	23:52
Oct. 27	Vs WSH	0-0	6/-1	28:42
Oct. 31	Vs NSH	1-0	3/0	26:47
Nov. 2	@ MIN	0-1	2/1	25:20
Nov. 4	@ COL	0-1	1/0	26:37
Nov. 6	Vs DAL	0-1	2/0	26:58
Nov. 9	Vs ANA	0-0	1/-4	24:35
Nov. 11	Vs CGY	0-0	1/-1	25:35
Nov. 14	Vs DET	0-0	0/-2	25:04
Nov. 17	Vs STL	0-2	1/1	24:01
Nov. 19	Vs CHI	0-0	2/-1	23:15
Nov. 22	@ DET	0-1	0/2	24:46
Nov. 23	@ NSH	0-0	0/0	22:40
Nov. 25	@ COL	0-0	3/0	22:42
Nov. 28	Vs CBJ	0-0	2/1	24:49
Nov. 30	Vs ANA	0-0	1/-1	26:10
Dec. 2	Vs COL	0-1	0/-1	26:19
Dec. 4	Vs EDM	0-0	3/-1	26:16
Dec. 8	Vs CAR	0-0	2/0	22:54
Dec. 9	@ CGY	0-0	2/-1	25:11
Dec. 12	Vs PHX	1-0	3/0	21:21
Dec. 14	Vs CGY	1-0	3/2	26:28
Dec. 16	Vs MIN	1-0 (W)	4/0	21:36
Dec. 19	@ MIN	0-0	2/-2	22:51
Dec. 21	@ BOS	0-0	3/0	26:23
Dec. 22	@ CBJ	0-1	2/1	24:25
Dec. 26	@ CGY	0-0	2/1	22:36
Dec. 27	Vs CGY	0-3	1/1	24:16
Dec. 30	@ EDM	2-0	2/3	21:26
Jan. 2	@ CGY	0-0	1/0	24:29
Jan. 3	Vs DAL	1-0	3/0	24:57
Jan. 5	Vs EDM	0-0	1/0	23:49
Jan. 7	Vs FLA	0-0	2/0	25:33
Jan. 11	Vs MIN	0-0	2/-1	23:04
Jan. 13	@ TOR	1-2	2/0	24:45
Jan. 16	@ MTL	0-0	6/1	28:41
Jan. 18	@ OTT	0-0	0/0	27:10
Jan. 19	@ BUF	0-0	0/-1	30:26
Jan. 26	Vs LA	0-0	1/-1	28:00
Jan. 28	Vs SJ	0-0	1/0	29:09
Jan. 30	Vs CBJ	0-0	1/0	28:43
Feb. 1	Vs EDM	1-0	4/0	25:29
Feb. 3	@ CGY	0-0	2/0	25:13
Feb. 6	@ EDM	0-0	4/-1	25:45
Feb. 7	Vs CHI	0-0	2/0	23:35
Feb. 10	Vs ATL	0-1	2/1	26:47
Feb. 14	@ MIN	0-0	2/0	27:22
Feb. 16	@ CHI	0-0	3/-1	26:00
Feb. 18	Vs COL	0-0	1/0	24:56
Feb. 20	@ ANA	0-0	2/0	24:47
Feb. 22	@ LA	0-0	4/0	23:50
Feb. 25	@ DAL	0-0	0/0	4:45
Feb. 27	@ STL	0-0	2/-1	23:25
Mar. 1	Vs PHX	0-0	1/0	21:39
Mar. 4	Vs MIN	0-0	0/0	26:33
Mar. 6	Vs TB	0-0	1/1	23:49
Mar. 8	@ PHX	0-1	1/0	19:08
Mar. 9	@ SJ	0-0	2/0	25:20
Mar. 11	@ ANA	0-0	4/-2	21:04
Mar. 13	Vs MIN	0-0	3/0	27:38
Mar. 15	Vs STL	0-1	4/0	24:42
Mar. 17	Vs DET	0-0	3/0	29:06
Mar. 19	@ EDM	0-1	7/1	27:02
Mar. 21	Vs NSH	0-0	4/0	28:15
Mar. 25	Vs COL	DND		
Mar. 27	@ COL	DND		
Mar. 29	@ LA	DND		
Mar. 31	Vs CGY	DND		
Apr. 3	Vs LA	DND		
Apr. 5	Vs COL	0-0	2/1	18:37
Apr. 7	@ SJ	0-1	1/1	16:47
Apr. 8	@ PHX	0-0	3/0	15:03

## Pyatt

Oct. 5	@ DET	0-0	0/0	11:37
Oct. 6	@ CBJ	0-0	1/0	11:45
Oct. 8	@ COL	0-0	1/0	13:07
Oct. 10	@ MIN	1-0	4/1	11:51
Oct. 13	Vs SJ	0-0	1/-1	11:44
Oct. 16	Vs EDM	1-0	1/1	7:22
Oct. 17	@ EDM	0-0	0/-1	8:15
Oct. 20	@ STL	1-0	3/0	12:09
Oct. 21	@ NSH	1-0	3/0	14:39
Oct. 23	@ DAL	0-1	2/1	14:40
Oct. 25	@ CHI	1-1	3/3	14:48
Oct. 27	Vs WSH	1-0	2/0	16:01
Oct. 31	Vs NSH	0-0	2/0	15:13
Nov. 2	@ MIN	0-0	4/-1	16:24
Nov. 4	@ COL	0-1	4/-2	14:49
Nov. 6	Vs DAL	1-0 (W)	3/0	15:09
Nov. 9	Vs ANA	0-0	2/-2	15:57
Nov. 11	Vs CGY	1-0	3/0	14:34
Nov. 14	Vs DET	0-0	0/-2	14:15
Nov. 17	Vs STL	0-0	3/1	13:06
Nov. 19	Vs CHI	0-0	1/0	9:25
Nov. 22	@ DET	0-0	2/-1	14:39
Nov. 23	@ NSH	0-0	3/-1	13:27
Nov. 25	@ COL	0-0	2/0	14:14
Nov. 28	Vs CBJ	0-0	2/0	13:18
Nov. 30	Vs ANA	0-0	1/0	12:34
Dec. 2	Vs COL	1-0 (W)	4/-1	17:17
Dec. 4	Vs EDM	0-0	1/0	5:53
Dec. 8	Vs CAR	INJ		
Dec. 9	@ CGY	INJ		
Dec. 12	Vs PHX	INJ		
Dec. 14	Vs CGY	INJ		
Dec. 16	Vs MIN	0-0	0/0	8:10
Dec. 19	@ MIN	0-1	0/-1	14:14
Dec. 21	@ BOS	0-0	2/0	15:34
Dec. 22	@ CBJ	0-0	2/0	13:27
Dec. 26	@ CGY	0-1	0/1	14:02
Dec. 27	Vs CGY	0-1	1/0	15:21
Dec. 30	@ EDM	0-0	2/2	10:44
Jan. 2	@ CGY	0-0	4/-1	15:56
Jan. 3	Vs DAL	0-0	2/0	13:22
Jan. 5	Vs EDM	0-0	2/-1	15:10
Jan. 7	Vs FLA	0-0	0/-1	12:15
Jan. 11	Vs MIN	1-0	1/0	14:18
Jan. 13	@ TOR	1-1	2/1	11:45
Jan. 16	@ MTL	INJ		
Jan. 18	@ OTT	1-1	3/1	14:45
Jan. 19	@ BUF	1-0	3/0	14:32
Jan. 26	Vs LA	0-1	3/1	13:27
Jan. 28	Vs SJ	1-1	3/0	15:33
Jan. 30	Vs CBJ	0-0	0/0	15:29
Feb. 1	Vs EDM	0-0	1/0	14:21
Feb. 3	@ CGY	1-1	3/2	15:42
Feb. 6	@ EDM	1-0 (W)	1/3	15:30
Feb. 7	Vs CHI	0-0	4/-3	17:15
Feb. 10	Vs ATL	0-0	3/0	17:11
Feb. 14	@ MIN	0-1	4/1	18:02
Feb. 16	@ CHI	0-0	0/1	14:11
Feb. 18	Vs COL	0-0	1/1	17:06
Feb. 20	@ ANA	0-0	2/0	16:13
Feb. 22	@ LA	0-0	5/-1	16:14
Feb. 25	@ DAL	1-0	2/1	9:40
Feb. 27	@ STL	INJ		
Mar. 1	Vs PHX	0-0	2/0	17:24
Mar. 4	Vs MIN	0-0	1/0	15:43
Mar. 6	Vs TB	0-0	1/0	14:26
Mar. 8	@ PHX	0-0	2/0	16:19
Mar. 9	@ SJ	1-0	4/1	15:13
Mar. 11	@ ANA	0-0	0/0	15:16
Mar. 13	Vs MIN	0-0	1/0	13:25
Mar. 15	Vs STL	0-0	1/-1	8:18
Mar. 17	Vs DET	0-0	0/0	7:10
Mar. 19	@ EDM	0-0	5/0	14:58
Mar. 21	Vs NSH	0-0	2/0	15:13
Mar. 25	Vs COL	2-0	2/0	15:09
Mar. 27	@ COL	0-1	0/1	17:17
Mar. 29	@ LA	1-1 (W)	3/2	14:41
Mar. 31	Vs CGY	0-0	2/0	16:00
Apr. 3	Vs LA	1-0	3/1	14:02
Apr. 5	Vs COL	0-0	0/-2	13:21
Apr. 7	@ SJ	1-0	4/1	16:49
Apr. 8	@ PHX	0-0	3/0	12:36



# 2006.07 PLAYER GAME BY GAME

## RITCHIE

Oct. 5	@ EDM	0-0	0/0	5:57
Oct. 7	Vs. EDM	DND		
Oct. 9	Vs. S.J.	DND		
Oct. 12	@ OTT	DND		
Oct. 14	@ TOR	0-0	1/0	8:03
Oct. 17	@ MTL	0-0	1/0	4:02
Oct. 19	@ BOS	DND		
Oct. 24	Vs. PHX	0-0	1/1	8:09
Oct. 28	Vs. NSH	0-0	0/0	6:16
Oct. 30	Vs. WSH	0-0	2/1	8:15
Nov. 1	@ DET	DND		
Nov. 3	@ CBJ	0-0	0/0	5:13
Nov. 4	@ STL	1-0	1/1	7:39
Nov. 7	Vs. DAL	0-0	0/0	7:23
Nov. 10	Vs. ANA	0-0	2/0	8:13
Nov. 11	@ VAN	0-0	0/0	7:38
Nov. 14	Vs. STL	0-0	1/0	7:08
Nov. 17	Vs. DET	0-0	1/0	10:18
Nov. 21	@ EDM	0-0	0/-1	9:43
Nov. 22	Vs. CHI	0-1	0/0	12:56
Nov. 25	@ L.A.	0-0	0/0	13:04
Nov. 26	@ ANA	0-1	1/1	11:59
Nov. 28	Vs. COL	0-0	3/0	14:24
Dec. 1	Vs. CBJ	0-0	1/0	14:15
Dec. 5	Vs. CAR	0-0	0/0	15:22
Dec. 7	@ MIN	0-1	1/1	14:50
Dec. 9	Vs. VAN	0-1	1/0	15:50
Dec. 12	Vs. MIN	0-0	1/0	14:14
Dec. 14	@ VAN	0-0	0/0	15:27
Dec. 16	@ PHX	1-0	1/1	13:25
Dec. 18	@ ANA	0-0	1/-2	8:51
Dec. 19	@ L.A.	0-0	2/-1	10:14
Dec. 23	@ S.J.	0-0	0/0	7:49
Dec. 26	Vs. VAN	0-0	0/0	5:58
Dec. 27	@ VAN	1-0	0/1	8:16
Dec. 29	Vs. L.A.	0-0	0/0	9:55
Dec. 31	Vs. EDM	0-0	0/0	6:02
Jan. 2	Vs. VAN	0-0	1/-1	13:44
Jan. 4	Vs. FLA	1-0	1/0	11:38
Jan. 6	Vs. DAL	2-0	2/2	17:08
Jan. 9	Vs. MIN	1-0	3/1	19:36
Jan. 11	@ COL	0-0	1/0	13:52
Jan. 13	Vs. EDM	0-1	1/2	13:40
Jan. 15	@ NSH	0-0	0/-1	13:08
Jan. 17	@ DAL	0-0	2/-1	15:13
Jan. 19	Vs. ANA	0-0	0/0	4:14
Jan. 20	@ EDM	0-0	0/0	9:27
Jan. 26	@ MIN	0-0	1/0	12:06
Jan. 28	@ CHI	0-0	0/0	14:22
Jan. 30	Vs. L.A.	0-0	0/0	10:52
Feb. 2	Vs. CBJ	DND		
Feb. 3	Vs. VAN	1-0	1/1	6:21
Feb. 6	Vs. CHI	0-0	1/0	6:32
Feb. 8	@ CBJ	DND		
Feb. 10	Vs. BUF	DND		
Feb. 11	@ DET	0-0	0/0	10:39
Feb. 13	Vs. ATL	DND		
Feb. 15	Vs. COL	DND		
Feb. 17	Vs. COL	0-0	1/1	7:16
Feb. 20	@ COL	0-0	0/0	3:19
Feb. 22	@ PHX	0-0	0/-1	7:26
Feb. 24	Vs. S.J.	0-0	0/0	2:30
Feb. 26	Vs. PHX	DND		
Feb. 28	Vs. MIN	DND		
Mar. 3	Vs. EDM	DND		
Mar. 6	@ STL	0-0	0/0	5:53
Mar. 8	Vs. NSH	DND		
Mar. 10	Vs. TBL	DND		
Mar. 12	Vs. STL	0-0	0/0	8:13
Mar. 14	Vs. COL	DND		
Mar. 15	@ DAL	0-0	2/-1	8:32
Mar. 17	Vs. MIN	0-0	0/-1	12:28
Mar. 20	Vs. DET	0-0	1/0	8:47
Mar. 22	Vs. NSH	0-0	0/0	8:00
Mar. 25	@ CHI	0-0	1/0	5:28
Mar. 27	@ MIN	0-0	1/0	8:56
Mar. 29	@ MIN	0-0	0/0	5:47
Mar. 31	@ VAN	0-0	0/0	3:18
Apr. 3	Vs. COL	DND		
Apr. 5	Vs. S.J.	DND		
Apr. 7	Vs. EDM	0-0	1/0	7:29
Apr. 8	@ COL	0-1	2/0	12:31

## SALO

Oct. 5	@ DET	1-1	4/0	22:54
Oct. 6	@ CBJ	0-1	3/1	23:18
Oct. 8	@ COL	0-0	3/0	22:24
Oct. 10	@ MIN	0-0	1/0	10:38
Oct. 13	Vs. SJ	DND		
Oct. 16	Vs. EDM	1-0 (W)	4/1	23:11
Oct. 17	@ EDM	0-0	0/-1	22:13
Oct. 20	@ STL	1-1 (W)	5/1	27:02
Oct. 21	@ NSH	0-1	6/1	23:24
Oct. 23	@ DAL	0-0	1/1	19:32
Oct. 25	@ CHI	0-1	1/1	18:41
Oct. 27	Vs. WSH	0-1	7/-1	24:19
Oct. 31	Vs. NSH	0-1	1/1	24:25
Nov. 2	@ MIN	0-0	1/0	13:40
Nov. 4	@ COL	INJ		
Nov. 6	Vs. DAL	INJ		
Nov. 9	Vs. ANA	INJ		
Nov. 11	Vs. CGY	1-0	3/0	21:39
Nov. 14	Vs. DET	0-0	0/-2	23:47
Nov. 17	Vs. STL	0-0	0/3	21:45
Nov. 19	Vs. CHI	0-1	3/1	21:08
Nov. 22	@ DET	0-1	1/1	24:58
Nov. 23	@ NSH	0-0	1/-3	17:10
Nov. 25	@ COL	0-0	1/0	23:10
Nov. 28	Vs. CBJ	0-0	4/0	22:04
Nov. 30	Vs. ANA	0-0	1/1	23:48
Dec. 2	Vs. COL	0-1	1/0	21:45
Dec. 4	Vs. EDM	0-0	2/0	5:00
Dec. 8	Vs. CAR	INJ		
Dec. 9	@ CGY	INJ		
Dec. 12	Vs. PHX	INJ		
Dec. 14	Vs. CGY	INJ		
Dec. 16	Vs. MIN	INJ		
Dec. 19	@ MIN	INJ		
Dec. 21	@ BOS	0-0	5/0	21:56
Dec. 22	@ CBJ	0-0	2/0	19:36
Dec. 26	@ CGY	0-0	3/1	19:26
Dec. 27	Vs. CGY	1-0 (W)	3/2	19:53
Dec. 30	@ EDM	1-0 (W)	1-2	18:20
Jan. 2	@ CGY	0-1	3/1	21:05
Jan. 3	Vs. DAL	0-0	1/0	24:12
Jan. 5	Vs. EDM	0-0	2/0	22:57
Jan. 7	Vs. FLA	0-1	0/0	21:08
Jan. 11	Vs. MIN	0-0	4/0	21:59
Jan. 13	@ TOR	1-0	2/-1	20:06
Jan. 16	@ MTL	0-0	1/0	17:41
Jan. 18	@ OTT	0-1	0/0	23:13
Jan. 19	@ BUF	0-1	5/-2	25:49
Jan. 26	Vs. LA	1-0	1/1	22:41
Jan. 28	Vs. SJ	0-0	1/2	21:27
Jan. 30	Vs. CBJ	1-0	6/-1	24:16
Feb. 1	Vs. EDM	0-0	2/1	19:37
Feb. 3	@ CGY	0-1	3/-1	23:22
Feb. 6	@ EDM	0-0	1/0	21:48
Feb. 7	Vs. CHI	0-0	2/-1	23:42
Feb. 10	Vs. ATL	0-1	0/0	19:03
Feb. 14	@ MIN	1-1 (W)	3/0	21:47
Feb. 16	@ CHI	0-1	1/0	27:03
Feb. 18	Vs. COL	0-0	2/1	25:01
Feb. 20	@ ANA	0-1	3/1	24:18
Feb. 22	@ LA	0-1	2/0	24:58
Feb. 25	@ DAL	0-0	3/0	26:18
Feb. 27	@ STL	0-0	2/1	17:28
Mar. 1	Vs. PHX	0-0	3/0	25:09
Mar. 4	Vs. MIN	1-0	3/0	25:53
Mar. 6	Vs. TB	0-0	0/0	20:12
Mar. 8	@ PHX	1-0	1/2	19:16
Mar. 9	@ SJ	0-0	3/0	22:04
Mar. 11	@ ANA	0-0	2/1	18:39
Mar. 13	Vs. MIN	0-0	0/0	22:02
Mar. 15	Vs. STL	0-0	1/0	22:00
Mar. 17	Vs. DET	0-0	4/1	14:48
Mar. 19	@ EDM	INJ		
Mar. 21	Vs. NSH	INJ		
Mar. 25	Vs. COL	INJ		
Mar. 27	@ COL	1-1 (W)	1/1	19:36
Mar. 29	@ LA	INJ		
Mar. 31	Vs. CGY	INJ		
Apr. 3	Vs. LA	0-0	1/2	21:34
Apr. 5	Vs. COL	1-0	2/0	22:40
Apr. 7	@ SJ	0-2	3/0	22:22
Apr. 8	@ PHX	0-0	1/0	19:09

## SANFORD

Oct. 5	@ SJ	DNP		
Oct. 7	@ LA	DNP		
Oct. 9	@ ANA	2-34	L	60
Oct. 12	Vs. BOS	DNP		
Oct. 14	Vs. CHI	DNP		
Oct. 17	Vs. PHX	DNP		
Oct. 20	Vs. VAN	3-39	O	65
Oct. 21	@ CHI	3-27	W	60
Oct. 28	Vs. DET	DNP		
Oct. 30	Vs. ANA	5-33	O	65
Nov. 1	@ DAL	4-31	L	60
Nov. 2	Vs. COL	DNP		
Nov. 4	Vs. CGY	DNP		
Nov. 9	Vs. CBJ	0/8		19
Nov. 10	@ CHI	2-17	L	60
Nov. 12	Vs. EDM	3-33	W	60
Nov. 14	@ CGY	1-4	L	14
Nov. 16	@ EDM	INJ		
Nov. 17	@ VAN	INJ		
Nov. 22	@ CBJ	INJ		
Nov. 24	@ DET	DNP		
Nov. 25	Vs. PHX	2-24	L	60
Nov. 28	Vs. SJ	DNP		
Nov. 30	Vs. NSH	0/0		5
Dec. 1	@ CHI	1/3		6
Dec. 5	Vs. DET	INJ		
Dec. 7	@ DET	INJ		
Dec. 9	Vs. CBJ	INJ		
Dec. 12	Vs. CHI	INJ		
Dec. 13	@ COL	INJ		
Dec. 16	@ NSH	INJ		
Dec. 17	Vs. NSH	INJ		
Dec. 19	@ PIT	INJ		
Dec. 21	Vs. L.A.	INJ		
Dec. 23	Vs. BUF	INJ		
Dec. 26	@ NSH	INJ		
Dec. 29	@ COL	INJ		
Dec. 30	Vs. COL	INJ		
Jan. 2	Vs. CHI	INJ		
Jan. 4	Vs. CHI	INJ		
Jan. 6	@ NSH	INJ		
Jan. 9	@ CBJ	INJ		
Jan. 10	@ NJ	MIN		
Jan. 13	Vs. L.A.	MIN		
Jan. 15	@ PHX	DNP		
Jan. 16	@ ANA	2-32	W	60
Jan. 18	@ L.A.	DNP		
Jan. 20	@ SJ	DNP		
Jan. 26	Vs. DET	DNP		
Jan. 27	Vs. NSH	5-23	L	59
Jan. 30	Vs. MIN	DNP		
Feb. 2	@ DET	DNP		
Feb. 3	Vs. DAL	DNP		
Feb. 6	Vs. TOR	DNP		
Feb. 8	Vs. DET	0-13		24
Feb. 10	@ PHI	4-26	O	60
Feb. 13	Vs. SJ	2-8	L	15
Feb. 14	@ CBJ	DNP		
Feb. 16	Vs. NSH	DNP		
Feb. 18	Vs. MIN	DNP		
Feb. 20	Vs. CBJ	DNP		
Feb. 25	@ CHI	4-11	L	40
Feb. 27	Vs. VAN	1-26	W	60
Mar. 1	@ NYI	2-27	W	60
Mar. 3	@ NYR	2-34	O	57
Mar. 6	Vs. CGY	4-32	L	65
Mar. 8	Vs. DAL	3-27	W	60
Mar. 10	Vs. MTL	3-10		25
Mar. 12	@ CGY	DNP		
Mar. 15	@ VAN	3-37	O	61
Mar. 17	@ EDM	2-24	W	62
Mar. 20	Vs. OTT	3-22	L	59
Mar. 22	@ MIN	5-37	L	60
Mar. 24	@ DET	INJ		
Mar. 25	@ CBJ	DNP		
Mar. 27	Vs. CBJ	3-12	L	32
Mar. 29	Vs. EDM	DNP		
Mar. 31	Vs. ANA	DNP		
Apr. 2	@ DAL	2-30	W	60
Apr. 3	@ PHX	DNP		
Apr. 5	@ NSH	DNP		
Apr. 7	@ MIN	3-23		40

## SEDIN, D

Oct. 5	@ DET	0-1	1/0	13:49
Oct. 6	@ CBJ	2-0 (W)	5/2	17:37
Oct. 8	@ COL	1-0	4/2	18:51
Oct. 10	@ MIN	0-1	2/1	21:30
Oct. 13	Vs SJ	1-1	2/2	18:56
Oct. 16	Vs EDM	0-0	4/0	17:28
Oct. 17	@ EDM	0-1	1/1	17:28
Oct. 20	@ STL	0-1	6/0	20:37
Oct. 21	@ NSH	0-1	1/0	20:47
Oct. 23	@ DAL	1-0	2/1	15:44
Oct. 25	@ CHI	0-3	2/3	16:18
Oct. 27	Vs WSH	0-0	5/0	21:21
Oct. 31	Vs NSH	0-0	2/0	19:49
Nov. 2	@ MIN	0-0	2/1	17:48
Nov. 4	@ COL	1-0	4/2	21:11
Nov. 6	Vs DAL	0-0	2/0	17:55
Nov. 9	Vs ANA	0-0	1/2	16:12
Nov. 11	Vs CGY	0-1	2/1	20:43
Nov. 14	Vs DET	0-1	2/1	19:00
Nov. 17	Vs STL	0-1	6/1	18:25
Nov. 19	Vs CHI	0-1	3/0	19:13
Nov. 22	@ DET	0-1	1/1	20:29
Nov. 23	@ NSH	0-0	2/0	9:35
Nov. 25	@ COL	INJ		
Nov. 28	Vs CBJ	0-0	2/1	16:16
Nov. 30	Vs ANA	0-0	4/1	19:38
Dec. 2	Vs COL	1-0	2/0	19:46
Dec. 4	Vs EDM	0-0	5/3	19:02
Dec. 8	Vs CAR	1-0 (W)	4/1	19:30
Dec. 9	@ CGY	1-1	2/1	15:41
Dec. 12	Vs PHX	0-2	3/0	15:47
Dec. 14	Vs CGY	0-1	5/0	14:39
Dec. 16	Vs MIN	0-2	1/1	18:44
Dec. 19	@ MIN	0-0	1/0	16:02
Dec. 21	@ BOS	0-0	1/0	16:47
Dec. 22	@ CBJ	1-0	4/1	19:16
Dec. 26	@ CGY	2-0 (W)	3/2	14:13
Dec. 27	Vs CGY	1-2	3/1	20:56
Dec. 30	@ EDM	2-1	4/0	15:13
Jan. 2	@ CGY	0-0	4/0	17:46
Jan. 3	Vs DAL	0-0	4/0	18:14
Jan. 5	Vs EDM	1-0	4/0	17:19
Jan. 7	Vs FLA	0-1	3/0	21:01
Jan. 11	Vs MIN	0-0	1/1	17:29
Jan. 13	@ TOR	1-3 (W)	2/1	15:31
Jan. 16	@ MTL	0-0	2/0	15:54
Jan. 18	@ OTT	0-1	2/1	15:39
Jan. 19	@ BUF	0-0	1/0	19:08
Jan. 26	Vs LA	0-0	4/0	18:49
Jan. 28	Vs SJ	1-0 (W)	1/0	17:01
Jan. 30	Vs CBJ	1-0	3/0	18:42
Feb. 1	Vs EDM	0-1	1/0	17:00
Feb. 3	@ CGY	1-1	8/2	19:23
Feb. 6	@ EDM	3-2	4/2	18:41
Feb. 7	Vs CHI	0-0	2/1	21:44
Feb. 10	Vs ATL	0-0	1/0	18:51
Feb. 14	@ MIN	1-0	5/1	19:12
Feb. 16	@ CHI	0-0	4/0	18:37
Feb. 18	Vs COL	1-0	3/0	17:25
Feb. 20	@ ANA	1-1 (W)	3/0	17:53
Feb. 22	@ LA	0-0	6/1	16:35
Feb. 25	@ DAL	0-1	2/1	18:58
Feb. 27	@ STL	1-0	5/1	17:29
Mar. 1	Vs PHX	2-0	5/0	18:41
Mar. 4	Vs MIN	0-0	2/0	17:54
Mar. 6	Vs TB	1-1	4/1	17:09
Mar. 8	@ PHX	0-0	5/0	18:07
Mar. 9	@ SJ	0-1	0/2	16:23
Mar. 11	@ ANA	0-1	3/1	19:53
Mar. 13	Vs MIN	0-0	0/1	18:13
Mar. 15	Vs STL	1-1 (W)	7/1	19:49
Mar. 17	Vs DET	0-2	2/2	17:40
Mar. 19	@ EDM	1-1 (W)	3/0	18:39
Mar. 21	Vs NSH	0-0	4/0	18:44
Mar. 25	Vs COL	1-2	1/1	18:17
Mar. 27	@ COL	1-1	2/1	16:45
Mar. 29	@ LA	2-1	3/2	16:35
Mar. 31	Vs CGY	0-0	6/1	20:11
Apr. 3	Vs LA	0-2	3/1	18:00
Apr. 5	Vs COL	0-0	1/1	19:45
Apr. 7	@ SJ	0-1	2/1	19:16
Apr. 8	@ PHX	0-0	2/0	16:33

## SEDIN, H

Oct. 5	@ DET	0-1	1/1	16:11
Oct. 6	@ CBJ	0-2	3/2	17:53
Oct. 8	@ COL	0-1	4/2	19:03
Oct. 10	@ MIN	0-0	2/0	21:24
Oct. 13	Vs SJ	0-3	2/1	19:27
Oct. 16	Vs EDM	0-0	3/0	19:00
Oct. 17	@ EDM	0-1	1/1	16:18
Oct. 20	@ STL	0-2	7/0	22:53
Oct. 21	@ NSH	0-0	6/0	18:42
Oct. 23	@ DAL	0-1	2/1	15:20
Oct. 25	@ CHI	2-1	5/3	16:33
Oct. 27	Vs WSH	0-1	2/0	21:04
Oct. 31	Vs NSH	0-0	3/0	19:21
Nov. 2	@ MIN	0-0	0/1	17:18
Nov. 4	@ COL	0-1	2/2	20:06
Nov. 6	Vs DAL	0-1	4/0	18:06
Nov. 9	Vs ANA	0-0	0/0	15:55
Nov. 11	Vs CGY	0-1	0/1	21:07
Nov. 14	Vs DET	1-0	1/1	18:51
Nov. 17	Vs STL	0-2	5/1	18:03
Nov. 19	Vs CHI	0-0	1/1	20:22
Nov. 22	@ DET	0-1	3/1	20:52
Nov. 23	@ NSH	0-0	1/1	14:20
Nov. 25	@ COL	0-1	0/1	18:51
Nov. 28	Vs CBJ	0-1	2/1	15:31
Nov. 30	Vs ANA	0-0	2/1	18:47
Dec. 2	Vs COL	0-0	1/0	19:53
Dec. 4	Vs EDM	0-0	2/2	19:27
Dec. 8	Vs CAR	0-1	3/1	19:12
Dec. 9	@ CGY	0-2	3/0	15:49
Dec. 12	Vs PHX	0-2	0/0	16:40
Dec. 14	Vs CGY	1-0 (W)	1/0	15:25
Dec. 16	Vs MIN	0-2	1/1	19:36
Dec. 19	@ MIN	0-1	2/1	16:07
Dec. 21	@ BOS	0-0	0/0	16:25
Dec. 22	@ CBJ	0-2	1/1	19:52
Dec. 26	@ CGY	0-2	2/1	14:57
Dec. 27	Vs CGY	1-0	1/1	20:48
Dec. 30	@ EDM	0-2	3/0	15:01
Jan. 2	@ CGY	0-0	1/0	17:02
Jan. 3	Vs DAL	0-0	3/0	18:11
Jan. 5	Vs EDM	0-1	1/0	17:28
Jan. 7	Vs FLA	0-1	3/0	22:18
Jan. 11	Vs MIN	0-0	0/1	17:14
Jan. 13	@ TOR	0-3	1/1	16:02
Jan. 16	@ MTL	0-0	0/0	15:44
Jan. 18	@ OTT	0-0	1/1	16:29
Jan. 19	@ BUF	0-0	0/0	19:10
Jan. 26	Vs LA	0-0	3/0	20:51
Jan. 28	Vs SJ	0-1	1/0	17:13
Jan. 30	Vs CBJ	0-0	2/0	18:56
Feb. 1	Vs EDM	1-0	3/1	18:19
Feb. 3	@ CGY	1-1	1/2	20:27
Feb. 6	@ EDM	0-4	0-2	19:11
Feb. 7	Vs CHI	0-0	3/2	21:14
Feb. 10	Vs ATL	0-0	4/0	18:47
Feb. 14	@ MIN	0-1	3/1	19:21
Feb. 16	@ CHI	0-0	2/0	20:29
Feb. 18	Vs COL	1-1	1/0	18:11
Feb. 20	@ ANA	0-1	1/0	19:23
Feb. 22	@ LA	0-0	0/1	16:10
Feb. 25	@ DAL	0-1	0/1	17:53
Feb. 27	@ STL	0-1	0/1	17:44
Mar. 1	Vs PHX	0-2	3/0	19:15
Mar. 4	Vs MIN	0-0	0/0	18:55
Mar. 6	Vs TB	0-2	1/1	16:05
Mar. 8	@ PHX	0-0	3/0	19:12
Mar. 9	@ SJ	1-0 (W)	3/2	17:19
Mar. 11	@ ANA	0-1	1/0	19:19
Mar. 13	Vs MIN	0-0	1/0	19:17
Mar. 15	Vs STL	1-1	1/1	20:29
Mar. 17	Vs DET	0-1	0/2	19:47
Mar. 19	@ EDM	0-2	0/0	20:12
Mar. 21	Vs NSH	0-0	0/0	19:03
Mar. 25	Vs COL	0-3	0/1	18:28
Mar. 27	@ COL	0-2	2/1	17:14
Mar. 29	@ LA	0-3	0/2	16:38
Mar. 31	Vs CGY	0-0	0/1	19:27
Apr. 3	Vs LA	0-2	0/1	19:02
Apr. 5	Vs COL	0-0	3/1	20:22
Apr. 7	@ SJ	0-1	0/1	19:45
Apr. 8	@ PHX	0-0	0/0	16:50

## SHANNON

Oct. 6	Vs LA	0-0	2/1	9:56
Oct. 7	@ PHX	0-0	4/0	11:03
Oct. 9	Vs STL	0-0	1/0	11:01
Oct. 11	Vs NYI	0-0	2/1	15:55
Oct. 15	Vs DAL	0-0	2/1	9:21
Oct. 18	Vs DET	0-0	0/1	5:29
Oct. 20	Vs MIN	0-0	1/1	9:58
Oct. 22	@ LA	1-1	3/2	14:54
Oct. 25	Vs EDM	1-0	1/1	11:40
Oct. 27	@ MIN	0-0	1/0	11:53
Oct. 28	@ CHI	0-0	0/1	14:07
Oct. 30	@ STL	0-1	2/0	12:39
Nov. 1	Vs NYR	0-0	2/0	8:29
Nov. 3	Vs PHX	0-0	1/1	15:22
Nov. 6	Vs PIT	0-0	1/1	14:55
Nov. 9	@ VAN	0-0	2/1	10:42
Nov. 10	@ CGY	0-0	3/1	15:40
Nov. 12	Vs MIN	0-0	2/0	15:16
Nov. 15	Vs PHI	0-0	2/1	12:48
Nov. 17	Vs CHI	0-0	3/1	13:06
Nov. 19	Vs PHX	0-0	1/0	11:39
Nov. 21	Vs SJ	0-0	0/1	11:39
Nov. 22	@ COL	0-0	2/0	12:20
Nov. 24	Vs NJ	0-1	1/1	11:01
Nov. 26	Vs CGY	0-0	2/1	11:23
Nov. 28	@ EDM	0-0	4/1	15:11
Nov. 30	@ VAN	0-0	1/0	9:57
Dec. 2	@ LA	0-0	0/0	11:06
Dec. 3	Vs LA	0-0	3/1	12:01
Dec. 6	Vs NSH	0-0	1/0	9:10
Dec. 8	@ WSH	DND		
Dec. 9	@ TB	DND		
Dec. 12	@ FLA	0-1	0/1	9:53
Dec. 13	@ ATL	DND		
Dec. 16	@ SJ	0-1	1/1	8:40
Dec. 18	Vs CGY	DND		
Dec. 20	Vs DAL	0-0	2/0	13:41
Dec. 23	@ PHX	0-0	1/1	12:27
Dec. 26	@ SJ	0-2	3/2	6:40
Dec. 29	@ CAR	0-0	3/0	9:06
Dec. 31	@ MIN	0-0	0/0	6:39
Jan. 2	@ DET	0-0	0/0	11:00
Jan. 5	Vs CBJ	MIN		
Jan. 7	Vs DET	MIN		
Jan. 9	@ NSH	MIN		
Jan. 11	@ DAL	MIN		
Jan. 13	Vs COL	MIN		
Jan. 16	Vs STL	MIN		
Jan. 18	@ EDM	MIN		
Jan. 19	@ CGY	MIN		
Jan. 28	Vs DAL	MIN		
Jan. 31	Vs PHX	MIN		
Feb. 3	@ NSH	MIN		
Feb. 6	@ SJ	MIN		
Feb. 7	Vs SJ	MIN		
Feb. 10	@ DAL	0-0	2/0	8:10
Feb. 13	@ COL	0-0	4/0	12:01
Feb. 15	@ PHX	0-1	2/0	7:54
Feb. 17	@ LA	DND		
Feb. 18	Vs LA	0-0	0/1	6:52
Feb. 20	Vs VAN	0-1	0/1	7:48
Feb. 23	@ DAL	0-0	2/1	11:35
Feb. 25	Vs COL	0-0	0/1	7:07
Feb. 26	@ SJ	0-0	1/0	2:19
Mar. 1	@ LA	DND		
Mar. 2	Vs SJ	0-0	1/0	5:36
Mar. 4	Vs NSH	DND		
Mar. 7	Vs PHX	0-0	0/0	9:52
Mar. 9	Vs EDM	DND		
Mar. 11	Vs VAN	DND		
Mar. 14	Vs CBJ	DND		
Mar. 16	Vs CHI	0-0	3/0	11:25
Mar. 18	Vs LA	0-0	0/0	9:14
Mar. 22	@ PHX	0-0	0/0	7:28
Mar. 23	Vs DAL	DND		
Mar. 26	@ DET	0-0	1/0	7:33
Mar. 28	@ CHI	DND		
Mar. 29	@ CBJ	DND		
Mar. 31	@ STL	DND		
Apr. 4	Vs SJ	DND		
Apr. 6	@ DAL	DND		
Apr. 7	@ CBJ	DND		



## OPPONENTS



WE ARE ALL  
**CANUCKS**



# WESTERN CONFERENCE

## CANUCKS ALL-TIME RECORD VS WESTERN CONFERENCE OPPONENTS

OPP	HOME					ROAD					OVERALL				
	GP	W	L	T/OT	PTS	GP	W	L	T/OT	PTS	GP	W	L	T/OT	PTS
ANA	30	16	12	2	32	29	13	9	7	33	59	29	21	9	67
CGY	107	40	47	20	100	106	30	61	15	75	213	70	108	35	175
CHI	76	38	23	15	91	75	21	45	9	51	151	59	68	24	142
CBJ	12	9	2	1	19	12	6	3	3	15	24	15	5	4	34
COL	55	22	24	9	53	55	19	26	10	48	110	41	50	19	101
DAL	75	34	30	11	79	75	22	40	13	57	150	56	70	24	136
DET	69	31	28	10	72	70	20	41	9	49	139	51	69	19	121
EDM	90	36	40	14	86	89	29	50	10	68	179	65	90	24	154
LA	101	52	31	18	122	103	34	52	17	85	204	86	83	35	207
MIN	18	9	3	6	24	19	7	9	3	17	37	16	12	9	41
NSH	16	11	3	2	24	17	8	8	1	17	33	19	11	3	41
PHX	76	47	18	11	105	73	28	34	11	67	149	75	52	22	172
STL	76	32	35	9	73	75	22	44	9	53	151	54	79	18	126
SJ	36	20	11	5	45	38	19	14	5	43	74	39	25	10	88



## CANUCKS ALL-TIME RECORD VS EASTERN CONFERENCE OPPONENTS

OPP	HOME					ROAD					OVERALL				
	GP	W	L	T/OT	PTS	GP	W	L	T/OT	PTS	GP	W	L	T/OT	PTS
ATL	4	2	1	1	5	3	2	1	0	4	7	4	2	1	9
BOS	52	17	26	9	43	53	7	38	8	22	105	24	64	17	65
BUF	53	26	16	11	63	53	18	26	9	45	106	44	42	20	108
CAR	31	15	10	6	36	29	12	12	5	29	60	27	22	11	65
FLA	10	4	1	5	13	8	4	3	1	9	18	8	4	6	22
MTL	56	15	33	8	38	54	11	38	5	27	110	26	71	13	65
NJ	47	27	9	11	65	50	23	21	6	52	97	50	30	17	117
NYI	47	23	21	3	49	48	12	25	11	35	95	35	46	14	84
NYR	51	15	33	3	33	55	12	38	5	29	106	27	71	8	62
OTT	12	6	5	1	13	11	5	5	1	11	23	11	10	2	24
PHI	51	10	28	13	33	55	17	36	2	36	106	27	64	15	69
PIT	50	23	23	4	50	51	11	33	7	29	101	34	56	11	79
TB	10	8	0	2	18	9	6	3	0	12	19	14	3	2	30
TOR	65	30	22	13	73	61	22	28	11	55	126	52	50	24	128
WSH	40	19	15	6	44	40	14	21	5	33	80	33	36	11	77





## 2006-07 SEASON SUMMARY

1 WIN

3 LOSSES

0 OT

### AT VANCOUVER

Nov. 30, 2006	Ducks 2	Canucks 1
Nov. 9, 2006	Ducks 6	Canucks 0

### AT ANAHEIM

Mar. 11, 2007	Ducks 4	Canucks 2
Feb. 20, 2007	Ducks 2	Canucks 3 (OT)

### GOALS BY PERIOD

	1st	2nd	3rd	OT	TOTAL
DUCKS	7	2	5	0	14
CANUCKS	1	2	2	1	6

### CANUCKS

Power Play: 2-18	11.1%	Penalty Killing: 21-25	84.0%
------------------	-------	------------------------	-------

CANUCKS	GP	G	A	P	+/-	PIM	PP	SH
Daniel Sedin	4	1	2	3	E	2	1	0
Markus Naslund	4	1	1	2	-2	2	0	0
Henrik Sedin	4	0	2	2	1	6	0	0
Kevin Bieksa	4	1	0	1	-1	35	1	0
Alex Burrows	4	1	0	1	-3	19	0	0
Alexander Edler	2	1	0	1	1	0	0	0
Brent Sopel	1	1	0	1	-1	2	0	0
Trevor Linden	4	0	1	1	E	2	0	0
Sami Salo	3	0	1	1	3	0	0	0
Tommi Santala	2	0	1	1	E	2	0	0
Jan Bulis	4	0	0	0	-2	2	0	0
Matt Cooke	4	0	0	0	-2	8	0	0
Lukas Krajicek	4	0	0	0	-3	2	0	0
Brendan Morrison	4	0	0	0	-3	4	0	0
Mattias Ohlund	4	0	0	0	-7	2	0	0
Taylor Pyatt	4	0	0	0	-2	0	0	0
Willie Mitchell	3	0	0	0	2	4	0	0
Marc Chouinard	2	0	0	0	-1	0	0	0
Jeff Cowan	2	0	0	0	-1	10	0	0
Josh Green	2	0	0	0	E	0	0	0
Ryan Kesler	2	0	0	0	-3	0	0	0
Patrick Coulombe	1	0	0	0	-3	0	0	0
Rory Fitzpatrick	1	0	0	0	E	0	0	0
Nathan McIver	1	0	0	0	-3	7	0	0
Jesse Schultz	1	0	0	0	E	0	0	0
Bryan Smolinski	1	0	0	0	E	0	0	0

CANUCKS	GPI	MIN	W-L-O	GA	SA	SV	GAA	SV%
Roberto Luongo	3	143	0-3-0	9	63	54	3.78	.857
Dany Sabourin	2	96	1-0-0	5	58	53	3.12	.914

### ATTENDANCE

18,630
18,630

### GOALTENDER

Giguere/Luongo
Giguere/Luongo, Sabourin

### W GOAL

Ryan Getzlaf
Shane O'Brien

### ATTENDANCE

17,174
17,467

### GOALTENDER

Giguere/Luongo
Giguere/Sabourin

### W GOAL

Andy McDonald
Daniel Sedin

### SHOTS BY PERIOD

	1st	2nd	3rd	OT	TOTAL
DUCKS	40	44	37	0	121
CANUCKS	34	36	29	2	101

### DUCKS

Power Play: 4-25	16.0%	Penalty Killing: 16-18	88.9%
------------------	-------	------------------------	-------

DUCKS	GP	G	A	P	+/-	PIM	PP	SH
Teemu Selanne	4	2	4	6	3	2	2	0
Ryan Getzlaf	4	3	1	4	2	2	1	0
Andy McDonald	4	3	1	4	3	2	0	0
Chris Kunitz	4	2	2	4	2	0	1	0
Shane O'Brien	3	1	2	3	3	2	0	0
Francois Beauchemin	4	0	3	3	2	0	0	0
Chris Pronger	3	0	3	3	4	2	0	0
Shawn Thornton	3	0	2	2	3	9	0	0
Samuel Pahlsson	4	1	0	1	-1	0	0	0
Tim Brent	2	1	0	1	1	2	0	0
Todd Marchant	2	1	0	1	1	2	0	0
Joe Dipenta	4	0	1	1	E	5	0	0
Travis Moen	4	0	1	1	E	7	0	0
Rob Neidermayer	4	0	1	1	-1	2	0	0
Scott Neidermayer	4	0	1	1	E	6	0	0
Sean O'Donnell	4	0	1	1	3	4	0	0
Dustin Penner	4	0	1	1	1	17	0	0
Corey Perry	4	0	1	1	2	2	0	0
Ryan Shannon	3	0	1	1	2	0	0	0
Travis Green	1	0	0	0	E	0	0	0
Kent Huskins	1	0	0	0	-1	0	0	0
Ric Jackman	1	0	0	0	1	2	0	0
Brad May	1	0	0	0	E	4	0	0

DUCKS	GPI	MIN	W-L-O	GA	SA	SV	GAA	SV%
J.S. Giguere	4	242	3-0-1	6	101	95	1.49	.941

### LAST

Last Home Win:	Dec. 28/02 (7-3)	Mar. 11/07 (4-2)
Last Road Win:	Feb. 20/07 (3-2 OT)	Nov. 30/06 (2-1)
Last Shutout:	Dec. 12/01	Nov. 9/06
	Dan Cloutier (1-0 OT)	J.S. Giguere (6-0)
Last Tie Game:	Oct. 24/02 (2-2 @ VAN)	
Last Shootout:	None	
Last Hat Trick:	Andrew Cassels	None
	Nov. 8/00	
Most Goals:	8 - Mar. 24/00	6 - Three Times
	VAN 8 vs ANA 1	
Canucks in OT:	2-1-9	

### VANCOUVER

### ANAHEIM



## 2006-07 SEASON SUMMARY

## 1 WIN

## 0 LOSSES

## 0 OT

## AT VANCOUVER

Feb. 10, 2007

Thrashers 2

Canucks 3

## GOALS BY PERIOD

	1st	2nd	3rd	OT	TOTAL
THRASHERS	0	1	1	0	2
CANUCKS	1	2	0	0	3

## CANUCKS

Power Play: 1-5      20.0%      Penalty Killing: 3-4      75.0%

CANUCKS	GP	G	A	P	+/-	PIM	PP	SH
Brendan Morrison	1	2	0	2	1	0	0	0
Trevor Linden	1	0	2	2	1	0	0	0
Markus Naslund	1	1	0	1	E	0	1	0
Matt Cooke	1	0	1	1	1	4	0	0
Brad Moran	1	0	1	1	E	2	0	0
Mattias Ohlund	1	0	1	1	1	2	0	0
Sami Salo	1	0	1	1	1	0	0	0
Kevin Bieksa	1	0	0	0	E	0	0	0
Alex Burrows	1	0	0	0	E	0	0	0
Jeff Cowan	1	0	0	0	E	0	0	0
Alexander Edler	1	0	0	0	E	0	0	0
Rory Fitzpatrick	1	0	0	0	E	0	0	0
Josh Green	1	0	0	0	E	0	0	0
Willie Mitchell	1	0	0	0	E	0	0	0
Taylor Pyatt	1	0	0	0	E	0	0	0
Brandon Reid	1	0	0	0	E	0	0	0
Henrik Sedin	1	0	0	0	E	0	0	0
Daniel Sedin	1	0	0	0	E	0	0	0

## CANUCKS

Roberto Luongo      GPI MIN      1 60      W-L-O      1-0-0      GA      2      SA      29      SV      27      GAA      2.00      SV%      .931

## LAST

Last Home Win:

Feb. 10/07 (3-2)

Last Road Win:

Mar. 16/02 (4-2)

Last Shutout:

Feb. 25/03

Last Tie Game:

Oct. 27/00 (1-1 @ ATL)

Last Shootout:

None

Last Hat Trick:

None

Most Goals:

8 - Feb. 25/03

Canucks in OT:

VAN 8 vs ATL 0

0-0-1

## ATLANTA

Nov. 22/99 (6-3)

Feb. 13/04 (4-1)

None

Dean Sylvester

Nov. 22/99

6 - Nov. 22/99

VAN 3 @ ATL 6

VAN 3 @ ATL 6

## ATTENDANCE

18,630

## GOALTENDER

Lehtonen/Luongo

## W GOAL

Brendan Morrison

## SHOTS BY PERIOD

	1st	2nd	3rd	OT	TOTAL
THRASHERS	6	13	10	0	29
CANUCKS	12	16	5	0	33

## THRASHERS

Power Play: 1-4      25.0%      Penalty Killing: 4-5      80.0%

THRASHERS	GP	G	A	P	+/-	PIM	PP	SH
Ilya Kovalchuk	1	1	0	1	-2	2	1	0
Jonathan Sim	1	1	0	1	-1	0	0	0
Eric Boulton	1	0	1	1	1	0	0	0
Shane Hnidy	1	0	1	1	1	2	0	0
Marian Hossa	1	0	1	1	E	0	0	0
Vyacheslav Kozlov	1	0	1	1	E	0	0	0
Greg De Vries	1	0	0	0	-1	0	0	0
Garnet Exelby	1	0	0	0	-1	0	0	0
Niclas Havelid	1	0	0	0	-1	2	0	0
Darren Haydar	1	0	0	0	E	0	0	0
Bobby Holik	1	0	0	0	-1	2	0	0
Niko Kapanen	1	0	0	0	E	0	0	0
Brad Larsen	1	0	0	0	E	0	0	0
Steve McCarthy	1	0	0	0	1	0	0	0
Scott Mellanby	1	0	0	0	E	0	0	0
Glen Metropolit	1	0	0	0	E	0	0	0
Jim Slater	1	0	0	0	E	0	0	0
Andy Sutton	1	0	0	0	-1	2	0	0

## THRASHERS

Kari Lehtonen      GPI MIN      1 59      W-L-O      0-1-0      GA      3      SA      33      SV      30      GAA      3.07      SV%      .909



## 2006-07 SEASON SUMMARY

0 WINS

1 LOSS

0 OT

### AT BOSTON

Dec. 21, 2006 Bruins 2 Canucks 0

### GOALS BY PERIOD

	1st	2nd	3rd	OT	TOTAL
BRUINS	2	0	0	0	2
CANUCKS	0	0	0	0	0

### CANUCKS

Power Play: 0-6 0.0% Penalty Killing: 4-6 66.7%

### CANUCKS

	GP	G	A	P	+/-	PIM	PP	SH
Kevin Bieksa	1	0	0	0	E	2	0	0
Jan Bulis	1	0	0	0	E	2	0	0
Alex Burrows	1	0	0	0	E	0	0	0
Marc Chouinard	1	0	0	0	E	0	0	0
Matt Cooke	1	0	0	0	E	2	0	0
Rory Fitzpatrick	1	0	0	0	E	2	0	0
Josh Green	1	0	0	0	E	0	0	0
Ryan Kesler	1	0	0	0	E	0	0	0
Lukas Krajicek	1	0	0	0	E	0	0	0
Trevor Linden	1	0	0	0	E	12	0	0
Willie Mitchell	1	0	0	0	E	2	0	0
Brendan Morrison	1	0	0	0	E	0	0	0
Markus Naslund	1	0	0	0	E	0	0	0
Mattias Ohlund	1	0	0	0	E	0	0	0
Taylor Pyatt	1	0	0	0	E	0	0	0
Sami Salo	1	0	0	0	E	0	0	0
Henrik Sedin	1	0	0	0	E	0	0	0
Daniel Sedin	1	0	0	0	E	0	0	0

### CANUCKS

Dany Sabourin 1 59 0-1-0 2 19 17 2.05 .895

### ATTENDANCE

12,348

### GOALTENDER

Thomas/Sabourin

### W GOAL

Patrice Bergeron

### SHOTS BY PERIOD

	1st	2nd	3rd	OT	TOTAL
BRUINS	13	6	0	0	19
CANUCKS	12	13	14	0	39

### BRUINS

Power Play: 2-6 33.3% Penalty Killing: 6-6 100.0%

### BRUINS

	GP	G	A	P	+/-	PIM	PP	SH
Marc Savard	1	0	2	2	E	2	0	0
Patrice Bergeron	1	1	0	1	E	0	1	0
Glen Murray	1	1	0	1	E	0	1	0
Zdeno Chara	1	0	1	1	E	4	0	0
Marco Sturm	1	0	1	1	E	0	0	0
Andrew Alberts	1	0	0	0	E	0	0	0
Brad Boyes	1	0	0	0	E	2	0	0
Stanislav Chistov	1	0	0	0	E	0	0	0
Shean Donovan	1	0	0	0	E	2	0	0
Jeff Hoggan	1	0	0	0	E	0	0	0
Milan Jurcina	1	0	0	0	E	0	0	0
Paul Mara	1	0	0	0	E	0	0	0
Mark Mowers	1	0	0	0	E	0	0	0
Wayne Primeau	1	0	0	0	E	0	0	0
Yan Stastny	1	0	0	0	E	0	0	0
Brad Stuart	1	0	0	0	E	2	0	0
Petr Tenkrat	1	0	0	0	E	0	0	0
Jason York	1	0	0	0	E	0	0	0

### BRUINS

Tim Thomas 1 60 1-0-0 0 39 39 0.00 1.000

### LAST

Last Home Win: Dec. 4/05 (5-2)  
 Last Road Win: Mar. 3/03 (6-4)  
 Last Shutout: Jan. 15/96  
 Last Tie Game: Mar. 15/01 (2-2 @ BOS)  
 Last Shootout: None  
 Last Hat Trick: Ron Sedlbauer  
 Nov. 8/75  
 Most Goals: 7 - Oct. 15/89  
 VAN 7 vs BOS 6  
 Canucks in OT: 3-5-8

### VANCOUVER

Dec. 4/05 (5-2)  
 Mar. 3/03 (6-4)  
 Jan. 15/96  
 Corey Hirsch (6-0)  
 Mar. 15/01 (2-2 @ BOS)  
 None  
 Ron Sedlbauer  
 Nov. 8/75  
 7 - Oct. 15/89  
 VAN 7 vs BOS 6  
 3-5-8

### BOSTON

Dec. 21/06 (2-0)  
 Oct. 16/02 (6-3)  
 Dec. 21/06  
 Tim Thomas (2-0)  
 Adam Oates  
 Mar. 4/93  
 9 - Feb. 10/72  
 VAN 3 @ BOS 9





## 2006-07 SEASON SUMMARY

## 0 WINS

## 0 LOSSES

## 1 OT

### AT BUFFALO

Jan. 19, 2007 Sabres 4 Canucks 3 SO

### GOALS BY PERIOD

	1st	2nd	3rd	OT	TOTAL
SABRES	1	0	2	0	3
CANUCKS	0	2	1	0	3

### CANUCKS

Power Play: 2-6 33.3% Penalty Killing: 5-5 100.0%

CANUCKS	GP	G	A	P	+/-	PIM	PP	SH
Jan Bulis	1	1	0	1	-1	0	0	1
Markus Naslund	1	1	0	1	-1	0	1	0
Taylor Pyatt	1	1	0	1	E	0	1	0
Kevin Bieksa	1	0	1	1	E	4	0	0
Rory Fitzpatrick	1	0	1	1	1	0	0	0
Josh Green	1	0	1	1	1	2	0	0
Lukas Krajicek	1	0	1	1	E	2	0	0
Brendan Morrison	1	0	1	1	-3	0	0	0
Sami Salo	1	0	1	1	-2	0	0	0
Alex Burrows	1	0	0	0	E	0	0	0
Marc Chouinard	1	0	0	0	E	0	0	0
Matt Cooke	1	0	0	0	-3	0	0	0
Jeff Cowan	1	0	0	0	E	2	0	0
Alexander Edler	1	0	0	0	-2	0	0	0
Ryan Kesler	1	0	0	0	E	2	0	0
Mattias Ohlund	1	0	0	0	-1	2	0	0
Henrik Sedin	1	0	0	0	E	0	0	0
Daniel Sedin	1	0	0	0	E	0	0	0

### CANUCKS

Dany Sabourin 1 65 0-0-1 3 36 33 2.77 .917

### LAST

Last Home Win:

Last Road Win:

Last Shutout:

Last Tie Game:

Last Shootout:

Last Hat Trick:

Most Goals:

Canucks in OT:

Canucks in SO:

### VANCOUVER

Jan. 19/06 (4-1)

Feb. 7/03 (4-2)

Oct. 14/00

Felix Potvin (4-0)

Oct. 29/02 (1-1 @ VAN)

Jan. 19/07 (4-3 L @ BUF)

Russ Courtnall

Mar. 6/96

9 - Nov. 19/72

VAN 9 vs BUF 5

1-0-6

0-1

### BUFFALO

Jan. 19/07 (4-3 SO)

Feb. 28/99 (2-0)

Feb. 28/99

Dwayne Roloson (2-0)

Steve Heinze

Mar. 16/01

8 - Jan. 8/76

VAN 5 @ BUF 8

### ATTENDANCE

18,690

### GOALTENDER

Miller/Sabourin

### W GOAL

Ales Kotalik

### SHOTS BY PERIOD

	1st	2nd	3rd	OT	TOTAL
SABRES	13	5	17	1	36
CANUCKS	6	12	8	2	28

### SABRES

Power Play: 0-5 0.0% Penalty Killing: 4-6 66.7%

### SABRES

SABRES	GP	G	A	P	+/-	PIM	PP	SH
Jason Pominville	1	1	1	2	1	0	0	0
Chris Drury	1	1	0	1	1	2	0	0
Paul Gaustad	1	1	0	1	1	0	0	0
Maxim Afinogenov	1	0	1	1	2	2	0	0
Daniel Briere	1	0	1	1	1	2	0	0
Brian Campbell	1	0	1	1	E	0	0	0
Dmitri Kalinin	1	0	1	1	2	0	0	0
Thomas Vanek	1	0	1	1	E	0	0	0
Alex Kotalik	1	0	0	0	1	0	0	0
Toni Lydman	1	0	0	0	-1	0	0	0
Adam Mair	1	0	0	0	E	2	0	0
Jiri Novotny	1	0	0	0	E	0	0	0
Teppo Numminen	1	0	0	0	2	0	0	0
Nathan Paetsch	1	0	0	0	E	0	0	0
Daniel Paille	1	0	0	0	1	0	0	0
Derek Roy	1	0	0	0	E	2	0	0
Jaroslav Spacek	1	0	0	0	E	2	0	0
Drew Stafford	1	0	0	0	E	2	0	0

### SABRES

Ryan Miller 1 65 1-0-0 3 28 25 2.79 .893

OPPONENTS



## 2006-07 SEASON SUMMARY

4 WINS

4 LOSSES

0 OT

### AT VANCOUVER

Mar. 31, 2007	Flames 3	Canucks 2
Dec. 27, 2006	Flames 5	Canucks 6 (OT)
Dec. 14, 2006	Flames 1	Canucks 3
Nov. 11, 2006	Flames 3	Canucks 2

### AT CALGARY

Feb. 3, 2007	Flames 4	Canucks 3
Jan. 2, 2007	Flames 2	Canucks 3
Dec. 26, 2006	Flames 1	Canucks 3
Dec. 9, 2006	Flames 5	Canucks 3

### GOALS BY PERIOD

	1st	2nd	3rd	OT	TOTAL
FLAMES	3	12	9	0	24
CANUCKS	9	7	8	1	25

### CANUCKS

Power Play: 8-50 16.0% Penalty Killing: 45-50 90.0%

CANUCKS	GP	G	A	P	+/-	PIM	PP	SH
Daniel Sedin	8	5	6	11	2	4	2	0
Henrik Sedin	8	3	6	9	2	2	0	0
Brendan Morrison	8	4	3	7	-2	2	1	1
Kevin Bieksa	8	1	5	6	-1	13	1	0
Matt Cooke	8	1	5	6	-1	6	0	0
Taylor Pyatt	6	2	3	5	2	2	1	0
Markus Naslund	8	2	1	3	-3	4	1	0
Sami Salo	5	2	2	4	3	0	1	0
Mattias Ohlund	7	1	3	4	2	8	0	0
Trevor Linden	8	2	1	3	-3	4	1	0
Ryan Kesler	6	1	2	3	1	4	0	0
Jan Bulis	7	1	1	2	-1	10	0	0
Willie Mitchell	7	0	2	2	E	13	0	0
Alex Burrows	7	1	0	1	-1	26	0	0
Lukas Krajicek	8	0	1	1	-6	8	0	0
Marc Chouinard	7	0	1	1	1	4	0	0
Rory Fitzpatrick	6	0	0	0	4	4	0	0
Josh Green	6	0	0	0	-2	4	0	0
Yannick Tremblay	4	0	0	0	-3	4	0	0
Tyler Bouck	2	0	0	0	E	5	0	0
Jeff Cowan	2	0	0	0	E	12	0	0
Alexander Edler	2	0	0	0	E	2	0	0
Tommi Santala	2	0	0	0	-1	2	0	0
Patrick Coulombe	1	0	0	0	E	2	0	0
Lee Goren	1	0	0	0	-1	0	0	0
Bryan Smolinski	1	0	0	0	E	0	0	0
Brent Sopel	1	0	0	0	-2	0	0	0

CANUCKS	GPI	MIN	W-L-O	GA	SA	SV	GAA	SV%
Roberto Luongo	8	447	4-4-0	23	219	196	3.09	.895
Dany Sabourin	1	30	0-0-0	0	13	13	0.00	1.000

### ATTENDANCE

18,630	Kiprusoff/Luongo
18,630	Kiprusoff/Luongo
18,630	Kiprusoff/Luongo
18,630	Kiprusoff/Luongo

### GOALTENDER

Kristian Huselius
Sami Salo
Henrik Sedin
Kristian Huselius

### W GOAL

Kristian Huselius
Sami Salo
Henrik Sedin
Kristian Huselius

### ATTENDANCE

19,289	Kiprusoff/Luongo
19,289	Kiprusoff/Luongo
19,289	Kiprusoff/Luongo
19,289	Kiprusoff/Luongo, Sabourin

### GOALTENDER

Kristian Huselius
Alex Burrows
Daniel Sedin
Matthew Lombardi

### W GOAL

Kristian Huselius
Alex Burrows
Daniel Sedin
Matthew Lombardi

### SHOTS BY PERIOD

	1st	2nd	3rd	OT	TOTAL
FLAMES	75	83	75	0	233
CANUCKS	73	76	76	2	227

### FLAMES

Power Play: 5-50 10.0% Penalty Killing: 42-50 84.0%

FLAMES	GP	G	A	P	+/-	PIM	PP	SH
Kristian Huselius	8	6	4	10	5	4	1	0
Jarome Iginla	8	2	7	9	4	7	0	0
Daymond Langkow	8	3	4	7	5	6	2	0
Alex Tanguay	8	2	4	6	-3	8	0	0
Matthew Lombardi	8	4	1	5	2	6	0	2
Robyn Regehr	8	0	4	4	0	4	0	0
Byron Ritchie	8	2	1	3	0	20	0	0
Mark Giordano	5	0	3	3	1	4	0	0
David Moss	4	2	0	2	-1	2	1	0
Dion Phaneuf	7	1	1	2	-3	8	1	0
Rhett Warren	7	1	1	2	1	4	0	0
Craig Conroy	2	1	1	2	1	0	0	1
Andrew Ference	7	0	2	2	-2	23	0	0
Roman Hamrlík	6	0	2	2	5	12	0	0
Chuck Kobasew	6	0	2	2	-3	12	0	0
Jeff Friesen	5	0	2	2	0	2	0	0
Tony Amonte	8	0	1	1	-3	8	0	0
Stephane Yelle	4	0	1	1	-1	4	0	0
Dustin Boyd	1	0	1	1	1	0	0	0
Jamie Lundmark	6	0	0	0	-2	0	0	0
Darren McCarty	4	0	0	0	0	4	0	0
Marcus Nilson	3	0	0	0	-1	0	0	0
Brandon Prust	3	0	0	0	0	7	0	0
Andrei Zyuzin	3	0	0	0	1	2	0	0
Richie Regehr	2	0	0	0	-1	0	0	0
Brad Ference	1	0	0	0	1	0	0	0
Eric Godard	1	0	0	0	0	0	0	0
David Hale	1	0	0	0	0	0	0	0
Wayne Primeau	1	0	0	0	0	10	00	00
Brad Stuart	1	0	0	0	1	0	0	0

FLAMES	GPI	MIN	W-L-O	GA	SA	SV	GAA	SV%
Mikha Kiprusoff	8	481	4-3-1	25	227	202	3.12	.890

### LAST

Last Home Win: Dec. 27/06 (6-5 OT)  
Last Road Win: Jan. 2/07 (3-2)  
Last Shutout: Dec. 26/03

### VANCOUVER

Dan Cloutier (2-0)  
Nov. 29/03 (4-4 @ CGY)  
Dec. 23/05 (6-5 L @ VAN)

### CALGARY

Feb. 3/07 (4-3)  
Mar. 31/07 (3-2)  
Nov. 5/05  
Mikha Kiprusoff (1-0)

### Most Goals:

11 - Mar. 1/92  
VAN 11 vs CGY 0

### Canucks in OT:

0-1

### Canucks in SO:

0-1





## 2006-07 SEASON SUMMARY

1 WIN

0 LOSSES

0 OT

### AT VANCOUVER

Dec. 8, 2006

Hurricanes 3 Canucks 4 (OT)

### GOALS BY PERIOD

	1st	2nd	3rd	OT	TOTAL
HURRICANES	0	0	3	0	3
CANUCKS	1	1	1	1	4

### CANUCKS

Power Play: 4-9 44.4% Penalty Killing: 6-7 85.7%

CANUCKS	GP	G	A	P	+/-	PIM	PP	SH
Yannick Tremblay	1	1	2	3	-1	0	1	0
Brendan Morrison	1	0	3	3	E	0	0	0
Markus Naslund	1	0	2	2	E	2	0	0
Jan Bulis	1	1	0	1	-1	2	1	0
Marc Chouinard	1	1	0	1	E	0	1	0
Daniel Sedin	1	1	0	1	-1	0	1	0
Henrik Sedin	1	0	1	1	-1	2	0	0
Kevin Bieksa	1	0	0	0	-1	0	0	0
Tyler Bouck	1	0	0	0	E	4	0	0
Alex Burrows	1	0	0	0	-1	0	0	0
Matt Cooke	1	0	0	0	E	0	0	0
Alexander Edler	1	0	0	0	E	0	0	0
Ryan Kesler	1	0	0	0	-1	0	0	0
Lukas Krajicek	1	0	0	0	E	2	0	0
Trevor Linden	1	0	0	0	-1	0	0	0
Willie Mitchell	1	0	0	0	-2	0	0	0
Mattias Ohlund	1	0	0	0	E	2	0	0
Tommi Santala	1	0	0	0	E	0	0	0

CANUCKS	GPI	MIN	W-L-O	GA	SA	SV	GAA	SV%
Roberto Luongo	1	63	1-0-0	3	39	36	2.86	.923

### LAST

Last Home Win:  
Last Road Win:  
Last Shutout:

Last Tie Game:  
Last Shootout:  
Last Hat Trick:

Most Goals:

Canucks in OT:

### VANCOUVER

Dec. 8/06 (4-3 OT)  
Nov. 27/02 (3-2)  
Feb. 26/99  
Garth Snow (1-0)  
Nov. 24/99 (1-1 @ CAR)  
None  
Tony Tanti  
Jan. 15/84  
8 - Twice  
VAN 4 @ HFD 7  
6-0-6

### CAROLINA

Oct. 20/98 (3-1)  
Oct. 15/99 (4-1)  
Jan. 16/96  
Sean Burke (3-0)  
Sylvain Turgeon  
May. 3/85  
7 - Mar. 29/87

### ATTENDANCE

18,630

### GOALTENDER

Ward/Luongo

### W GOAL

Daniel Sedin

### SHOTS BY PERIOD

	1st	2nd	3rd	OT	TOTAL
HURRICANES	13	6	19	1	39
CANUCKS	7	17	6	1	31

### HURRICANES

Power Play: 1-7 14.3% Penalty Killing: 5-9 55.6%

HURRICANES	GP	G	A	P	+/-	PIM	PP	SH
Erik Cole	1	1	2	3	2	6	1	0
Craig Adams	1	1	0	1	1	0	0	0
Mike Commodore	1	1	0	1	2	0	0	0
Bret Hedican	1	0	1	1	2	4	0	0
Eric Staal	1	0	1	1	2	0	0	0
Ray Whitney	1	0	1	1	E	0	0	0
Justin Williams	1	0	1	1	1	2	0	0
Kevyn Adams	1	0	0	0	E	0	0	0
Anton Babchuk	1	0	0	0	E	0	0	0
Eric Belanger	1	0	0	0	E	0	0	0
Tim Gleason	1	0	0	0	E	0	0	0
Andrew Ladd	1	0	0	0	E	0	0	0
Chad Larose	1	0	0	0	E	0	0	0
Trevor Letowski	1	0	0	0	E	0	0	0
David Tanabe	1	0	0	0	E	2	0	0
Scott Walker	1	0	0	0	E	4	0	0
Niclas Wallin	1	0	0	0	E	2	0	0
Glen Wesley	1	0	0	0	E	0	0	0

HURRICANES	GPI	MIN	W-L-O	GA	SA	SV	GAA	SV%
Cam Ward	1	63	0-0-1	4	31	27	3.82	.871

OPPONENTS





## 2006-07 SEASON SUMMARY

3 WINS

1 LOSS

0 OT

### AT VANCOUVER

Feb. 7, 2007	Blackhawks 3	Canucks 0
Nov. 19, 2006	Blackhawks 1	Canucks 2

### AT CHICAGO

Feb. 16, 2007	Blackhawks 1	Canucks 2 (SO)
Oct. 25, 2006	Blackhawks 0	Canucks 5

### GOALS BY PERIOD

	1st	2nd	3rd	OT	TOTAL
BLACKHAWKS	1	1	3	0	5
CANUCKS	3	3	2	0	8

### CANUCKS

Power Play: 2-20	10.0%	Penalty Killing: 20-20	100.0%
------------------	-------	------------------------	--------

### CANUCKS

	GP	G	A	P	+/-	PIM	PP	SH
Daniel Sedin	4	0	4	4	2	4	0	0
Henrik Sedin	4	2	1	3	2	2	0	0
Sami Salo	4	0	3	3	1	2	0	0
Matt Cooke	4	2	0	2	-1	0	0	0
Josh Green	4	1	1	2	2	0	0	0
Markus Naslund	4	1	1	2	-2	0	1	0
Taylor Pyatt	4	1	1	2	1	5	0	0
Mattias Ohlund	4	0	2	2	E	10	0	0
Brendan Morrison	4	1	0	1	-4	4	1	0
Jan Bulis	4	0	1	1	E	6	0	0
Trevor Linden	4	0	1	1	1	2	0	0
Patrick Coulombe	1	0	1	1	1	0	0	0
Kevin Bieksa	4	0	0	0	1	11	0	0
Alex Burrows	4	0	0	0	E	0	0	0
Marc Chouinard	3	0	0	0	1	0	0	0
Rory Fitzpatrick	3	0	0	0	E	0	0	0
Lukas Krajcek	3	0	0	0	1	0	0	0
Willie Mitchell	3	0	0	0	-2	2	0	0
Jeff Cowan	2	0	0	0	E	0	0	0
Ryan Kesler	2	0	0	0	1	2	0	0
Luc Bourdon	1	0	0	0	1	2	0	0
Alexander Edler	1	0	0	0	-1	0	0	0
Brandon Reid	1	0	0	0	-1	0	0	0

### CANUCKS GPI MIN W-L-O GA SA SV GAA SV%

Roberto Luongo	4	243	3-1-0	3	111	108	0.74	.973
----------------	---	-----	-------	---	-----	-----	------	------

### ATTENDANCE

18,630
18,630

### GOALTENDER

Lalime/Luongo
Khabibulin/Luongo

### W GOAL

Adrian Aucoin
Josh Green

### ATTENDANCE

14,552
11,641

### GOALTENDER

Lalime/Luongo
Boucher/Luongo

### W GOAL

Trevor Linden
Matt Cooke

### SHOTS BY PERIOD

	1st	2nd	3rd	OT	TOTAL
BLACKHAWKS	30	42	38	3	113
CANUCKS	42	51	37	3	133

### BLACKHAWKS

Power Play: 0-20	0.0%	Penalty Killing: 18-20	90.0%
------------------	------	------------------------	-------

### BLACKHAWKS

	GP	G	A	P	+/-	PIM	PP	SH
Radim Vrbata	4	1	2	3	4	2	0	0
Martin Havlat	2	1	1	2	3	0	0	0
Adrian Aucoin	4	1	0	1	1	6	0	0
Tuomo Ruutu	3	1	0	1	1	0	0	0
Patrick Sharp	3	1	0	1	-2	2	0	0
Duncan Keith	4	0	1	1	-2	4	0	0
Martin St. Pierre	1	0	1	1	E	0	0	0
Denis Arhipov	4	0	0	0	-1	2	0	0
Lasse Kukkonen	4	0	0	0	2	0	0	0
Martin Lapointe	4	0	0	0	E	2	0	0
Brent Seabrook	4	0	0	0	E	4	0	0
Bryan Smolinski	4	0	0	0	3	2	0	0
Craig MacDonald	3	0	0	0	-1	0	0	0
Tony Salmelainen	3	0	0	0	-1	2	0	0
Karl Stewart	3	0	0	0	-1	15	0	0
James Wisniewski	3	0	0	0	E	2	0	0
Cam Barker	2	0	0	0	-1	2	0	0
Peter Bondra	2	0	0	0	E	0	0	0
Jeffrey Hamilton	2	0	0	0	-2	0	0	0
Mikael Holmqvist	2	0	0	0	E	0	0	0
Pierre Parenteau	2	0	0	0	E	0	0	0
Jim Vandermeer	2	0	0	0	-1	9	0	0
Michael Blunden	1	0	0	0	-2	0	0	0
Dave Bolland	1	0	0	0	-1	0	0	0
Rene Bourque	1	0	0	0	-2	2	0	0
Troy Brouwer	1	0	0	0	E	0	0	0
Adam Burish	1	0	0	0	E	0	0	0
Jassen Cullimore	1	0	0	0	-1	2	0	0
Danny Richmond	1	0	0	0	-1	0	0	0

### BLACKHAWKS GPI MIN W-L-O GA SA SV GAA SV%

Patrick Lalime	2	125	1-0-1	1	63	62	0.48	.984
Nikolai Khabibulin	1	59	0-1-0	2	39	37	2.03	.949
Brian Boucher	1	60	0-1-0	5	31	26	5.01	.839

### LAST

Last Home Win:

Last Road Win:

Last Shutout:

Last Tie Game:

Last Shootout:

Last Hat Trick:

Most Goals:

Canucks in OT:

Canucks in SO:

### VANCOUVER

Nov. 19/06 (2-1)

Feb. 16/07 (2-1 SO)

Oct. 25/06

Nov. 28/01 (3-3 @ CHI)

Feb. 16/07 (2-1 W @ CHI)

Stan Smyl

Dec. 14/86

7 - Dec. 14/86

VAN 7 @ CHI 3

6-4-9

2-0

### CHICAGO

Mar. 19/04 (4-3)

Feb. 7/07 (3-0)

Feb. 7/07

Patrick Lalime (3-0)

Steve Sullivan

Dec. 21/00

9 - 3 times





## 2006-07 SEASON SUMMARY

3 WINS

4 LOSSES

1 OT

### AT VANCOUVER

Apr. 5, 2007	Avalanche 3	Canucks 1
Mar. 25, 2007	Avalanche 5	Canucks 4 (SO)
Feb. 18, 2007	Avalanche 4	Canucks 5
Dec. 2, 2006	Avalanche 1	Canucks 2

### AT COLORADO

Mar. 27, 2007	Avalanche 0	Canucks 3
Nov. 25, 2006	Avalanche 4	Canucks 1
Nov. 4, 2006	Avalanche 3	Canucks 2
Oct. 8, 2006	Avalanche 3	Canucks 2

### GOALS BY PERIOD

	1st	2nd	3rd	OT	TOTAL
AVALANCHE	8	5	9	0	22
CANUCKS	8	5	7	0	20

### CANUCKS

Power Play: 6-29 20.7% Penalty Killing: 32-39 82.1%

### CANUCKS

	GP	G	A	P	+/-	PIM	PP	SH
Henrik Sedin	8	1	9	10	2	8	0	0
Daniel Sedin	7	6	3	9	1	0	3	0
Brendan Morrison	8	2	4	6	3	4	1	0
Matt Cooke	7	2	4	6	1	4	0	0
Taylor Pyatt	8	3	2	5	-3	2	1	0
Markus Naslund	8	2	3	5	2	2	0	0
Sami Salo	6	2	2	4	2	0	1	0
Willie Mitchell	7	0	3	3	E	6	0	0
Lukas Krajicek	8	0	2	2	E	10	0	0
Mattias Ohlund	6	0	2	2	E	4	0	0
Rory Fitzpatrick	5	0	2	2	1	8	0	0
Kevin Bieksa	8	1	0	1	-2	4	0	0
Jeff Cowan	4	1	0	1	E	9	0	0
Alex Burrows	8	0	1	1	-1	2	0	0
Trevor Linden	8	0	1	1	-1	4	0	0
Jan Bulis	8	0	0	0	-2	6	0	0
Tommi Santala	6	0	0	0	E	4	0	0
Alexander Edler	4	0	0	0	E	2	0	0
Josh Green	4	0	0	0	E	4	0	0
Ryan Kesler	4	0	0	0	-2	4	0	0
Marc Chouinard	3	0	0	0	E	0	0	0
Bryan Smolinski	3	0	0	0	-4	0	0	0
Brent Sopel	3	0	0	0	-1	0	0	0
Tyler Bouck	1	0	0	0	E	0	0	0
Luc Bourdon	1	0	0	0	-1	0	0	0
Rick Rypien	1	0	0	0	E	5	0	0

### CANUCKS

	GPI	MIN	W-L-O	GA	SA	SV	GAA	SV%
Roberto Luongo	8	479	3-4-1	22	265	243	2.75	.917

### LAST

Last Home Win:  
Last Road Win:  
Last Shutout:

Last Tie Game:  
Last Shootout:  
Last Hat Trick:

Most Goals:

Canucks in OT:  
Canucks in SO:

### VANCOUVER

Feb. 18/07 (5-4 SO)  
Mar. 27/07 (3-0)  
Mar. 27/07

Roberto Luongo (3-0)  
Mar. 3/04 (5-5 @ COL)  
Mar. 25/07 (5-4 L @ VAN)

Pavel Bure  
Dec. 6/97

8 - Oct. 12/80  
VAN 8 vs QUE 2

2-4-14  
1-1

### COLORADO

Nov. 25/06 (4-1)  
Apr. 5/07 (3-1)  
Dec. 3/91

Ron Tugnutt (3-0)

Milan Hejduk  
Apr. 5/07

9 - 3 times

### ATTENDANCE

18,630
18,630
18,630
18,630

### GOALTENDER

Budaj/Luongo
Budaj, Theodore/Luongo
Theodore/Luongo
Theodore, Budaj/Luongo

### W GOAL

Milan Hejduk
Brett McLean
Brendan Morrison
Taylor Pyatt

### ATTENDANCE

17,437
17,825
18,007
18,007

### GOALTENDER

Theodore/Luongo
Theodore/Luongo
Theodore/Luongo
Theodore/Luongo

### W GOAL

Sami Salo
Paul Stastny
Andrew Brunette
Marek Svatos

### SHOTS BY PERIOD

	1st	2nd	3rd	OT	TOTAL
AVALANCHE	86	91	87	1	265
CANUCKS	69	68	66	3	206

### AVALANCHE

Power Play: 7-39 17.9% Penalty Killing: 23-29 79.3%

### AVALANCHE

	GP	G	A	P	+/-	PIM	PP	SH
Paul Stastny	8	2	7	9	1	0	0	0
Andrew Brunette	8	4	4	8	-2	8	1	0
Joe Sakic	8	2	5	7	-1	12	1	0
Wojtek Wolski	6	2	4	6	E	0	2	0
Milan Hejduk	7	3	2	5	-1	2	0	0
Brett Clark	8	1	4	5	2	0	1	0
Brett McLean	8	2	2	4	1	6	0	0
Marek Svatos	8	2	2	4	1	4	2	0
John-Michael Liles	8	1	2	3	-1	0	0	0
Ian Laperriere	8	1	0	1	E	10	0	0
Brad Richardson	8	1	0	1	E	4	0	1
Mark Rycroft	8	1	0	1	2	6	0	0
Tyler Arnason	8	0	1	1	-2	2	0	0
Ken Klee	8	0	1	1	-2	8	0	0
Karlis Skrastins	7	0	1	1	1	0	0	0
Ben Guite	4	0	1	1	1	2	0	0
Kurt Sauer	4	0	1	1	-1	0	0	0
Patrice Brisebois	3	0	1	1	1	4	0	0
Cody McCormick	1	0	1	1	1	2	0	0
Ossi Vaananen	6	0	0	0	1	2	0	0
Jeff Finger	3	0	0	0	2	0	0	0
Antti Laaksonen	3	0	0	0	E	0	0	0
Jordan Leopold	1	0	0	0	E	2	0	0
Brad May	1	0	0	0	-2	0	0	0
Scott Parker	1	0	0	0	E	2	0	0
George Parros	1	0	0	0	E	0	0	0

### AVALANCHE

	GPI	MIN	W-L-O	GA	SA	SV	GAA	SV%
Jose Theodore	7	365	4-2-0	12	155	143	1.97	.923
Peter Budaj	3	117	1-1-0	6	49	43	3.07	.878

OPPONENTS



## 2006-07 SEASON SUMMARY

2 WINS

1 LOSS

1 OT

### AT VANCOUVER

Jan. 30, 2007 Blue Jackets 3 Canucks 2 (SO)  
Nov. 28, 2006 Blue Jackets 0 Canucks 1

### AT COLUMBUS

Dec. 22, 2006 Blue Jackets 3 Canucks 2  
Oct. 6, 2006 Blue Jackets 2 Canucks 3 (OT)

### GOALS BY PERIOD

	1st	2nd	3rd	OT	TOTAL
BLUE JACKETS	5	1	1	0	7
CANUCKS	1	3	3	1	8

### CANUCKS

Power Play: 4-18 22.2% Penalty Killing: 17-21 81.0%

CANUCKS	GP	G	A	P	+/-	PIM	PP	SH
Henrik Sedin	4	0	5	5	4	0	0	0
Daniel Sedin	4	4	0	4	4	6	1	0
Markus Naslund	4	1	3	4	2	2	0	0
Kevin Bieksa	4	1	1	2	E	4	1	0
Brendan Morrison	4	1	1	2	-2	6	1	0
Sami Salo	4	1	1	2	E	2	1	0
Alex Burrows	4	0	1	1	E	0	0	0
Lukas Krajicek	4	0	1	1	-1	4	0	0
Trevor Linden	4	0	1	1	E	2	0	0
Mattias Ohlund	4	0	1	1	3	4	0	0
Jan Bulis	4	0	0	0	-1	4	0	0
Matt Cooke	4	0	0	0	-1	4	0	0
Josh Green	4	0	0	0	-1	2	0	0
Taylor Pyatt	4	0	0	0	E	0	0	0
Rory Fitzpatrick	3	0	0	0	E	2	0	0
Ryan Kesler	3	0	0	0	E	5	0	0
Willie Mitchell	3	0	0	0	E	0	0	0
Marc Chouinard	2	0	0	0	-1	0	0	0
Jeff Cowan	1	0	0	0	E	0	0	0
Alexander Edler	1	0	0	0	E	0	0	0
Tommi Santala	1	0	0	0	E	0	0	0
Jesse Schultz	1	0	0	0	E	0	0	0
Yannick Tremblay	1	0	0	0	E	0	0	0

CANUCKS	GPI	MIN	W-L-O	GA	SA	SV	GAA	SV%
Roberto Luongo	4	245	2-1-1	7	94	87	1.72	.926

### ATTENDANCE

18,630  
18,630

### GOALTENDER

Conklin/Luongo  
Leclaire/Luongo

### W GOAL

Nikolai Zherdev  
Markus Naslund

### ATTENDANCE

15,861  
18,136

### GOALTENDER

Leclaire, Norrena/Luongo  
Leclaire/Luongo

### W GOAL

Rick Nash  
Daniel Sedin

### SHOTS BY PERIOD

	1st	2nd	3rd	OT	TOTAL
BLUE JACKETS	30	29	33	2	94
CANUCKS	43	47	52	5	147

### BLUE JACKETS

Power Play: 4-21 19.0% Penalty Killing: 14-18 77.8%

BLUE JACKETS	GP	G	A	P	+/-	PIM	PP	SH
Anson Carter	4	2	1	3	2	0	1	0
Ron Hainsey	4	0	3	3	1	4	0	0
Rick Nash	4	1	1	2	-1	2	0	0
Mark Hartigan	1	1	1	2	E	0	1	0
Alexander Svitov	3	0	2	2	2	7	0	0
Dan Fritzsche	4	1	0	1	E	2	1	0
Aaron Johnson	4	1	0	1	E	0	0	0
David Vyborny	4	1	0	1	-2	2	1	0
Sergei Fedorov	3	0	1	1	E	2	0	0
Fredrik Modin	3	0	1	1	1	4	0	0
Nikolai Zherdev	3	0	1	1	1	2	0	0
Duvie Westcott	2	0	1	1	E	0	0	0
Gilbert Brule	4	0	0	0	E	0	0	0
Jason Chimera	4	0	0	0	-1	2	0	0
Anders Eriksson	4	0	0	0	1	6	0	0
Adam Foote	4	0	0	0	-2	6	0	0
Manny Malholtra	4	0	0	0	-2	0	0	0
Jody Shelley	4	0	0	0	-1	0	0	0
Rostislav Klesla	3	0	0	0	-1	4	0	0
Ole-Kristian Tollefs	3	0	0	0	-1	4	0	0
Jaroslav Balastik	2	0	0	0	-2	0	0	0
Geoff Platt	1	0	0	0	E	0	0	0

BLUE JACKETS	GPI	MIN	W-L-O	GA	SA	SV	GAA	SV%
Ty Conklin	1	65	1-0-0	2	37	35	1.85	.946
Fredrik Norrena	1	37	1-0-0	2	23	21	3.21	.913
Pascal Leclaire	3	142	0-1-1	4	87	83	1.69	.954

### LAST

Last Home Win:

### VANCOUVER

Nov. 28/06 (1-0)

Last Road Win:

Oct. 6/06 (3-2 OT)

Last Shutout:

Nov. 28/06

Last Tie Game:

Roberto Luongo (1-0)

Last Shootout:

Feb. 5/03 (4-4 @ CBJ)

Last Hat Trick:

Jan. 30/07 (3-2 L @ VAN)

Most Goals:

7 - Twice

Canucks in OT:

2-1-3

Canucks in SO:

0-1

### COLUMBUS

Dec. 22/06 (3-2)

Jan. 30/07 (3-2 SO)

None

None

6 - Twice



## 2006-07 SEASON SUMMARY

## 2 WINS

## 1 LOSS

## 1 OT

### AT VANCOUVER

Jan. 3, 2007	Stars 1	Canucks 2 (SO)
Nov. 6, 2006	Stars 1	Canucks 2

### AT DALLAS

Feb. 25, 2007	Stars 2	Canucks 1 (OT)
Oct. 23, 2006	Stars 2	Canucks 1

### GOALS BY PERIOD

	1st	2nd	3rd	OT	TOTAL
STARS	1	2	2	1	6
CANUCKS	3	1	1	0	5

### CANUCKS

Power Play: 2-21	9.5%	Penalty Killing: 25-28	89.3%
------------------	------	------------------------	-------

### CANUCKS

	GP	G	A	P	+/-	PIM	PP	SH
Taylor Pyatt	4	2	1	3	2	2	1	0
Henrik Sedin	4	0	3	3	2	4	0	0
Mattias Ohlund	4	1	1	2	0	2	1	0
Daniel Sedin	4	1	1	2	2	6	0	0
Kevin Bieksa	4	1	0	1	0	10	0	0
Alexander Edler	1	0	1	1	1	0	0	0
Jan Bulis	4	0	0	0	-2	6	0	0
Alex Burrows	4	0	0	0	-1	9	0	0
Matt Cooke	4	0	0	0	0	2	0	0
Rory Fitzpatrick	4	0	0	0	0	2	0	0
Lukas Krajcek	4	0	0	0	-1	6	0	0
Trevor Linden	4	0	0	0	0	2	0	0
Brendan Morrison	4	0	0	0	-2	4	0	0
Markus Naslund	4	0	0	0	-2	2	0	0
Josh Green	3	0	0	0	1	0	0	0
Ryan Kesler	3	0	0	0	0	2	0	0
Sami Salo	3	0	0	0	1	6	0	0
Luc Bourdon	2	0	0	0	0	0	0	0
Marc Chouinard	2	0	0	0	-1	0	0	0
Willie Mitchell	2	0	0	0	-1	0	0	0
Tommi Santala	2	0	0	0	1	0	0	0
Jeff Cowan	1	0	0	0	0	0	0	0
Brad Moran	1	0	0	0	0	0	0	0

CANUCKS	GPI	MIN	W-L-O	GA	SA	SV	GAA	SV%
Roberto Luongo	4	247	2-1-1	6	122	116	1.46	.951

### LAST

Last Home Win:  
Last Road Win:  
Last Shutout:

Last Shootout:  
Last Tie Game:  
Last Hat Trick:

Most Goals:  
Canucks in OT:  
Canucks in SO:

### VANCOUVER

Jan. 3/07 (2-1 SO)  
Mar. 17/03 (4-2)  
Jan. 10/99  
Corey Hirsch (2-0)  
Jan. 3/07 (2-1 W @ VAN)  
Mar. 8/00 (3-3 @ DAL)  
Todd Bertuzzi  
Mar. 17/03  
9 - 3 times  
1-4-11  
1-0

### DALLAS

Feb. 25/07 (2-1 OT)  
Mar. 11/06 (2-1)  
Mar. 18/04  
Marty Turco (3-0)  
Brian Bellows  
Nov. 23/90  
10 - Twice

### ATTENDANCE

18,630
18,630

### GOALTENDER

Turco/Luongo
Smith/Luongo

### W GOAL

Ryan Kesler
Taylor Pyatt

### ATTENDANCE

17,712
16,639

### GOALTENDER

Turco/Luongo
Turco/Luongo

### W GOAL

Jere Lehtinen
Mike Modano

### SHOTS BY PERIOD

	1st	2nd	3rd	OT	TOTAL
STARS	26	37	49	10	122
CANUCKS	39	27	32	1	99

### STARS

Power Play: 3-28	10.7%	Penalty Killing: 19-21	90.5%
------------------	-------	------------------------	-------

### STARS

	GP	G	A	P	+/-	PIM	PP	SH
Mike Modano	3	1	2	3	0	0	1	0
Sergei Zubov	4	0	3	3	1	2	0	0
Philippe Boucher	4	1	1	2	0	6	1	0
Eric Lindros	2	1	1	2	1	4	0	0
Niklas Hagman	4	1	0	1	1	0	0	0
Jere Lehtinen	4	1	0	1	0	2	1	0
Loui Eriksson	2	1	0	1	1	2	0	0
Jussi Jokinen	4	0	1	1	0	0	0	0
Mike Ribeiro	4	0	1	1	0	4	0	0
Matthew Barnaby	3	0	1	1	1	9	0	0
Patrik Stefan	2	0	1	1	1	0	0	0
Stu Barnes	4	0	0	0	-1	4	0	0
Trevor Daley	4	0	0	0	-1	0	0	0
Jeff Halpern	4	0	0	0	-2	4	0	0
Antti Miettinen	4	0	0	0	1	2	0	0
Jaroslav Modry	4	0	0	0	0	4	0	0
Stephane Robidas	4	0	0	0	-1	4	0	0
Darryl Sydor	4	0	0	0	1	0	0	0
Joel Lundqvist	2	0	0	0	-1	0	0	0
Brendan Morrow	2	0	0	0	-1	2	0	0
Krys Barch	1	0	0	0	0	0	0	0
Ladislav Nagy	1	0	0	0	0	0	0	0
Steve Ott	1	0	0	0	0	0	0	0
Mathias Tjarnqvist	1	0	0	0	0	0	0	0

STARS	GPI	MIN	W-L-O	GA	SA	SV	GAA	SV%
Marty Turco	3	188	2-0-1	3	73	70	0.96	.959
Mike Smith	1	59	0-1-0	2	26	24	2.02	.923



## 2006-07 SEASON SUMMARY

3 WINS

1 LOSS

0 OT

### AT VANCOUVER

Mar. 17, 2007  
Nov. 14, 2006

Red Wings 1  
Red Wings 3

Canucks 4  
Canucks 2

### AT DETROIT

Nov. 22, 2006  
Oct. 5, 2006

Red Wings 3  
Red Wings 1

Canucks 4 (OT)  
Canucks 3

### GOALS BY PERIOD

	1st	2nd	3rd	OT	TOTAL
RED WINGS	3	3	2	0	8
CANUCKS	3	5	4	1	13

### CANUCKS

Power Play: 4-25 16.0% Penalty Killing: 26-28 92.9%

### CANUCKS

	GP	G	A	P	+/-	PIM	PP	SH
Daniel Sedin	4	0	5	5	2	0	0	0
Brendan Morrison	4	3	1	4	E	2	1	1
Henrik Sedin	4	1	3	4	1	2	1	0
Trevor Linden	4	2	1	3	3	2	0	0
Markus Naslund	4	2	1	3	1	0	1	0
Kevin Bieksa	4	1	2	3	1	4	0	0
Sami Salo	4	1	2	3	E	2	1	0
Matt Cooke	4	0	3	3	E	2	0	0
Lukas Krajicek	4	1	0	1	5	6	0	0
Ryan Kesler	3	1	0	1	E	0	0	0
Bryan Smolinski	1	1	0	1	1	2	0	0
Alex Burrows	4	0	1	1	-1	4	0	0
Mattias Ohlund	4	0	1	1	-1	6	0	0
Josh Green	3	0	1	1	2	0	0	0
Marc Chouinard	2	0	1	1	1	2	0	0
Rory Fitzpatrick	2	0	1	1	3	2	0	0
Tommi Santala	2	0	1	1	E	4	0	0
Jan Bulis	4	0	0	0	E	8	0	0
Taylor Pyatt	4	0	0	0	-3	0	0	0
Willie Mitchell	3	0	0	0	-2	4	0	0
Patrick Coulombe	2	0	0	0	-2	2	0	0
Jeff Cowan	1	0	0	0	E	2	0	0
Brent Sopel	1	0	0	0	1	2	0	0

### CANUCKS

Roberto Luongo 4 242 3-1-0 8 124 116 1.99 .935

### ATTENDANCE

18,630  
18,630

### GOALTENDER

Hasek/Luongo  
Hasek/Luongo

### W GOAL

Lukas Krajicek  
Johan Franzen

### ATTENDANCE

20,006  
20,006

### GOALTENDER

Hasek/Luongo  
Hasek/Luongo

### W GOAL

Brendan Morrison  
Trevor Linden

### SHOTS BY PERIOD

	1st	2nd	3rd	OT	TOTAL
RED WINGS	33	48	41	2	124
CANUCKS	37	32	35	2	106

### RED WINGS

Power Play: 2-28 7.1% Penalty Killing: 21-25 84.0%

### RED WINGS

	GP	G	A	P	+/-	PIM	PP	SH
Nicklas Lidstrom	4	1	2	3	-2	6	1	0
Mathieu Schneider	4	1	2	3	-5	4	0	0
Daniel Cleary	3	1	2	3	3	0	0	0
Robert Lang	4	0	3	3	E	0	0	0
Henrik Zetterberg	3	2	0	2	E	0	0	0
Kris Draper	4	0	2	2	-1	4	0	0
Pavel Datsyuk	4	1	0	1	-2	2	1	0
Valtteri Filppula	3	1	0	1	1	2	0	1
Johan Franzen	3	1	0	1	1	2	0	1
Mikael Samuelsson	4	0	1	1	-1	10	0	0
Andreas Lilja	3	0	1	1	E	0	0	0
Chris Chelios	4	0	0	0	-2	4	0	0
Kirk Maltby	4	0	0	0	-3	0	0	0
Danny Markov	4	0	0	0	E	4	0	0
Tomas Holmstrom	3	0	0	0	-2	8	0	0
Jiri Hudler	3	0	0	0	-1	0	0	0
Brett Lebda	3	0	0	0	1	0	0	0
Tomas Kopecky	2	0	0	0	E	2	0	0
Niklas Kronvall	2	0	0	0	1	2	0	0
Josh Langfeld	2	0	0	0	E	2	0	0
Jason Williams	2	0	0	0	E	0	0	0
Darryl Bootland	1	0	0	0	E	0	0	0
Kyle Calder	1	0	0	0	E	14	0	0
Matt Ellis	1	0	0	0	E	0	0	0
Brad Norton	1	0	0	0	E	0	0	0

### RED WINGS

Dominik Hasek 4 241 1-2-1 12 105 93 2.98 .886

### LAST

Last Home Win:  
Last Road Win:  
Last Shutout:  
Last Tie Game:  
Last Shootout:  
Last Hat Trick:  
Most Goals:  
Canucks in OT:

### VANCOUVER

Mar. 17/07 (4-1)  
Nov. 22/06 (4-3 OT)  
Dec. 15/01  
Mar. 13/01 (2-2 @ DET)  
None  
Todd Bertuzzi  
Nov. 13/05  
9 - Twice  
VAN 5 @ DET 11  
2-2-10

### DETROIT

Jan. 26/06 (2-1)  
Nov. 14/06 (3-2)  
Jan. 14/98  
Chris Osgood (4-0)  
Dino Cicarelli  
Apr. 5/94  
11 - Feb. 27/85





## 2006-07 SEASON SUMMARY

6 WINS

2 LOSSES

0 OT

### AT VANCOUVER

Feb. 1, 2007	Oilers 3	Canucks 5
Jan. 5, 2007	Oilers 2	Canucks 3 (OT)
Dec. 4, 2006	Oilers 4	Canucks 0
Oct. 16, 2006	Oilers 1	Canucks 2

### AT EDMONTON

Mar. 19, 2007	Oilers 1	Canucks 2
Feb. 6, 2007	Oilers 2	Canucks 5
Dec. 30, 2006	Oilers 2	Canucks 6
Oct. 17, 2006	Oilers 2	Canucks 1

### GOALS BY PERIOD

	1st	2nd	3rd	OT	TOTAL
OILERS	5	6	6	0	17
CANUCKS	3	11	9	1	24

### CANUCKS

Power Play: 6-40 15.0% Penalty Killing: 40-41 97.6%

CANUCKS	GP	G	A	P	+/-	PIM	PP	SH
Daniel Sedin	8	7	6	13	-2	2	2	0
Henrik Sedin	8	1	10	11	E	4	0	0
Markus Naslund	8	3	4	7	E	12	2	0
Kevin Biaksa	8	0	5	5	-4	7	0	0
Mattias Ohlund	8	3	1	4	1	4	1	0
Brendan Morrison	8	0	3	3	1	6	0	0
Jan Bulis	8	2	0	2	-1	4	0	0
Matt Cooke	8	2	0	2	4	12	0	0
Taylor Pyatt	8	2	0	2	4	11	0	0
Sami Salo	7	2	0	2	3	4	0	0
Trevor Linden	7	1	1	2	-1	0	1	0
Rory Fitzpatrick	7	0	2	2	5	4	0	0
Ryan Kesler	5	0	2	2	1	6	0	0
Marc Chouinard	4	1	0	1	E	0	0	0
Alex Burrows	8	0	1	1	1	4	0	0
Lukas Krajicek	8	0	1	1	-3	10	0	0
Willie Mitchell	7	0	1	1	2	6	0	0
Josh Green	6	0	1	1	E	0	0	0
Jeff Cowan	5	0	0	0	E	12	0	0
Alexander Edler	2	0	0	0	E	0	0	0
Tommi Santala	2	0	0	0	-1	6	0	0
Tyler Bouck	1	0	0	0	E	7	0	0
Rick Ryphen	1	0	0	0	E	0	0	0
Bryan Smolinski	1	0	0	0	E	0	0	0
Brent Soper	1	0	0	0	E	2	0	0

CANUCKS	GPI	MIN	W-L-O	GA	SA	SV	GAA	SV%
Roberto Luongo	7	421	6-1-0	15	200	185	2.14	.925
Dany Sabourin	1	58	0-1-0	2	20	18	2.06	.900

### LAST

Last Home Win:  
Last Road Win:  
Last Shutout:

Dan Cloutier (3-0)  
Jan. 30/03  
Mar. 23/06  
Daniel Sedin  
Feb. 6/07

Most Goals:  
9 - Nov. 21/92  
VAN 9 vs EDM 0

Canucks in OT:  
Canucks in SO:

### VANCOUVER

Feb. 1/07 (5-3)  
Mar. 19/07 (2-1)

Dec. 20/03  
Dwayne Roloson (4-0)  
(3-3 @ VAN)  
(4-3 W @ VAN)  
Mike Grier  
Mar. 20/99  
13 - Nov. 8/85  
VAN 0 @ EDM 13

### EDMONTON

Oct. 17/06 (2-1)  
Dec. 4/06 (4-0)

Dec. 4/06  
Dwayne Roloson (4-0)  
(3-3 @ VAN)  
(4-3 W @ VAN)  
Mike Grier  
Mar. 20/99  
13 - Nov. 8/85  
VAN 0 @ EDM 13

### ATTENDANCE

18,630
18,630
18,630
18,630

### GOALTENDER

Roloson/Luongo
Roloson/Luongo
Roloson/Luongo
Roloson/Luongo

### W GOAL

Markus Naslund
Matt Cooke
Shawn Horcoff
Sami Salo

### ATTENDANCE

16,839
16,839
16,839
16,839

### GOALTENDER

Roloson/Luongo
Roloson/Luongo
Markkanen/Luongo
Markkanen/Sabourin

### W GOAL

Daniel Sedin
Taylor Pyatt
Sami Salo
Patrick Thoresen

### SHOTS BY PERIOD

	1st	2nd	3rd	OT	TOTAL
OILERS	71	84	65	0	220
CANUCKS	79	83	78	1	241

### OILERS

Power Play: 1-41 2.4% Penalty Killing: 34-40 85.0%

OILERS	GP	G	A	P	+/-	PIM	PP	SH
Raffi Torres	8	3	3	6	1	18	0	0
Petr Sykora	8	1	4	5	-1	2	0	0
Shawn Horcoff	8	3	1	4	-2	6	1	0
Ales Hemsky	6	0	4	4	-2	2	0	0
Jan Hejda	4	0	4	4	-2	0	0	0
Marty Reasoner	7	1	2	3	-1	4	0	0
Steve Staios	7	0	3	3	1	9	0	0
Joffrey Lupul	8	2	0	2	-3	14	0	0
Fernando Pisani	8	1	1	2	2	4	0	0
Jarret Stoll	6	0	2	2	2	10	0	0
Toby Petersen	5	1	0	1	E	0	0	0
Patrick Thoresen	5	1	0	1	1	2	0	0
M.A. Pouliot	4	1	0	1	1	2	0	0
Daniel Tjarnqvist	4	1	0	1	2	4	0	0
Zachery Stortini	3	1	0	1	E	7	0	0
Ethan Moreau	2	1	0	1	E	4	0	0
Jason Smith	8	0	1	1	2	0	0	0
M.A. Bergeron	7	0	1	1	-3	2	0	0
Ladislav Smid	6	0	1	1	E	6	0	0
Ryan Smyth	6	0	1	1	-4	8	0	0
Petr Nedved	2	0	1	1	-1	0	0	0
Matt Greene	8	0	0	0	-5	15	0	0
Brad Winchester	6	0	0	0	1	2	0	0
J.F. Jacques	3	0	0	0	E	12	0	0
Sebastien Baisillon	1	0	0	0	E	0	0	0
Robert Nilsson	1	0	0	0	E	0	0	0
Mathieu Roy	1	0	0	0	-1	0	0	0
Danny Syvret	1	0	0	0	1	0	0	0
Bryan Young	1	0	0	0	E	4	0	0

OILERS	GPI	MIN	W-L-O	GA	SA	SV	GAA	SV%
Dwayne Roloson	6	358	1-4-1	15	192	177	2.51	.922
Jussi Markkanen	2	120	1-1-0	7	47	40	3.51	.851

OPPONENTS





## 2006-07 SEASON SUMMARY

1 WIN

0 LOSSES

0 OT

### AT VANCOUVER

Jan. 7, 2007

Panthers 3 Canucks 4 (SO)

### GOALS BY PERIOD

	1st	2nd	3rd	OT	TOTAL
PANTHERS	0	1	2	0	3
CANUCKS	1	0	2	0	3

### CANUCKS

Power Play: 1-5 20.0% Penalty Killing: 3-3 100.0%

### CANUCKS

	GP	G	A	P	+/-	PIM	PP	SH
Markus Naslund	1	1	1	2	2	0	0	0
Trevor Linden	1	1	0	1	-2	0	1	0
Brendan Morrison	1	1	0	1	E	0	0	0
Kevin Bieksa	1	0	1	1	E	0	0	0
Sami Salo	1	0	1	1	E	0	0	0
Henrik Sedin	1	0	1	1	E	2	0	0
Daniel Sedin	1	0	1	1	E	0	0	0
Jan Bulis	1	0	0	0	-2	0	0	0
Alex Burrows	1	0	0	0	E	0	0	0
Matt Cooke	1	0	0	0	E	0	0	0
Jeff Cowan	1	0	0	0	E	0	0	0
Rory Fitzpatrick	1	0	0	0	E	0	0	0
Josh Green	1	0	0	0	E	2	0	0
Ryan Kesler	1	0	0	0	-1	2	0	0
Lukas Krajicek	1	0	0	0	-1	0	0	0
Willie Mitchell	1	0	0	0	-1	0	0	0
Mattias Ohlund	1	0	0	0	E	0	0	0
Taylor Pyatt	1	0	0	0	-1	0	0	0

### CANUCKS

	GPI	MIN	W-L-O	GA	SA	SV	GAA	SV%
Roberto Luongo	1	65	1-0-0	3	36	33	2.77	.917

### ATTENDANCE

18,630

### GOALTENDER

Belfour/Luongo

### W GOAL

Josh Green

### SHOTS BY PERIOD

	1st	2nd	3rd	OT	TOTAL
PANTHERS	12	13	5	6	36
CANUCKS	9	7	12	1	29

### PANTHERS

Power Play: 0-3 0.0% Penalty Killing: 4-5 80.0%

### PANTHERS

	GP	G	A	P	+/-	PIM	PP	SH
Ville Peltonen	1	1	1	2	2	0	0	0
Gregory Campbell	1	1	0	1	1	0	0	1
Mike Van Ryn	1	1	0	1	-1	0	0	0
Nathan Horton	1	0	1	1	E	0	0	0
Olli Jokinen	1	0	1	1	-1	0	0	0
Stephen Weiss	1	0	1	1	1	0	0	0
Bryan Allen	1	0	0	0	2	0	0	0
David Booth	1	0	0	0	1	0	0	0
Jay Bouwmeester	1	0	0	0	2	2	0	0
Martin Gelas	1	0	0	0	E	2	0	0
Chris Gratton	1	0	0	0	E	0	0	0
Kamil Krepis	1	0	0	0	E	2	0	0
Joel Kwiattkowski	1	0	0	0	E	0	0	0
Branislav Mezei	1	0	0	0	E	2	0	0
Steve Montador	1	0	0	0	E	0	0	0
Rostislav Olesz	1	0	0	0	-1	0	0	0
Ruslan Salei	1	0	0	0	-1	0	0	0
Jozef Stumpel	1	0	0	0	E	2	0	0

### PANTHERS

	GPI	MIN	W-L-O	GA	SA	SV	GAA	SV%
Ed Belfour	1	65	0-0-1	3	29	26	2.77	.897

### LAST

Last Home Win: Jan. 7/07 (4-3 SO)  
Last Road Win: Nov. 30/02 (5-3)  
Last Shutout: Oct. 23/98

Garth Snow (5-0)  
Last Tie Game: Jan. 11/04 (2-2 @ VAN)  
Last Shootout: Jan. 7/07 (4-3 W @ VAN)  
Last Hat Trick: None

Most Goals: 7 - Jan. 3/96  
VAN 7 @ FLA 2

Canucks in OT: 1-0-7  
Canucks in SO: 1-0

### FLORIDA

Oct. 20/99 (5-2)  
Mar. 7/94 (2-1)  
None

Ray Sheppard  
Mar. 13/97  
5 - Twice





## 2006-07 SEASON SUMMARY

## 3 WINS

## 0 LOSSES

## 1 OT

### AT VANCOUVER

Apr. 3, 2007	Kings 2	Canucks 4
Jan. 26, 2007	Kings 3	Canucks 2 (OT)

### AT LOS ANGELES

Mar. 29, 2007	Kings 2	Canucks 4
Feb. 22, 2007	Kings 2	Canucks 3

### GOALS BY PERIOD

	1st	2nd	3rd	OT	TOTAL
KINGS	5	2	1	1	9
CANUCKS	3	7	3	0	13

### CANUCKS

Power Play: 5-15	33.3%	Penalty Killing: 19-23	82.6%
------------------	-------	------------------------	-------

### CANUCKS

	GP	G	A	P	+/-	PIM	PP	SH
Daniel Sedin	4	2	3	5	2	0	1	0
Markus Naslund	4	1	4	5	E	2	0	0
Henrik Sedin	4	0	5	5	2	4	0	0
Taylor Pyatt	4	2	2	4	3	0	0	0
Kevin Bieksa	4	1	3	4	1	2	0	0
Trevor Linden	4	2	1	3	2	0	0	0
Brendan Morrison	4	1	2	3	1	4	1	0
Bryan Smolinski	2	2	0	2	-1	4	2	0
Sami Salo	3	1	1	2	3	0	0	0
Lukas Krajicek	4	0	2	2	2	0	0	0
Matt Cooke	4	1	0	1	1	6	1	0
Jan Bulis	4	0	1	1	1	2	0	0
Willie Mitchell	3	0	1	1	2	2	0	0
Alex Burrows	4	0	0	0	-1	4	0	0
Jeff Cowan	4	0	0	0	E	4	0	0
Rory Fitzpatrick	4	0	0	0	E	4	0	0
Tommi Santala	3	0	0	0	E	2	0	0
Josh Green	2	0	0	0	E	0	0	0
Mattias Ohlund	2	0	0	0	-1	2	0	0
Brent Soper	2	0	0	0	-1	0	0	0
Yannick Tremblay	2	0	0	0	E	2	0	0
Marc Chouinard	1	0	0	0	E	0	0	0

CANUCKS	GPI	MIN	W-L-O	GA	SA	SV	GAA	SV%
Roberto Luongo	4	242	3-0-1	9	127	118	2.23	.929

### LAST

Last Home Win:  
Last Road Win:  
Last Shutout:

Last Tie Game:  
Last Shootout:  
Last Hat Trick:

Most Goals:

Canucks in OT:  
Canucks in SO:

### VANCOUVER

Apr. 3/07 (4-2)  
Mar. 29/07 (4-2)  
Mar. 27/04

Dan Cloutier (1-0)  
Dec. 22/03 (4-4 @ VAN)  
Dec. 19/05 (4-3 L @ VAN)

Alex Burrows  
Mar. 27/06

11 - Nov. 25/86  
VAN 11 vs LA 5

4-4-21  
0-1

### LOS ANGELES

Apr. 3/06 (1-0)  
Jan. 26/07 (3-2 OT)  
Apr. 3/06

Mathieu Garon (1-0)

Yanic Perrault  
Nov. 11/97

12 - Nov. 29/84  
VAN 1 @ LA 12

### ATTENDANCE

18,630
18,630

### GOALTENDER

Garon/Luongo
Burke/Luongo

### W GOAL

Matt Cooke
Alexander Frolov

### ATTENDANCE

17,916
17,737

### GOALTENDER

Burke/Luongo
Garon/Luongo

### W GOAL

Taylor Pyatt
Kevin Bieksa

### SHOTS BY PERIOD

	1st	2nd	3rd	OT	TOTAL
KINGS	38	50	37	2	127
CANUCKS	36	49	37	1	123

### KINGS

Power Play: 4-23	17.4%	Penalty Killing: 10-15	66.7%
------------------	-------	------------------------	-------

### KINGS

	GP	G	A	P	+/-	PIM	PP	SH
Michael Cammalleri	4	0	5	5	-1	0	0	0
Anze Kopitar	4	1	3	4	1	0	0	0
Dustin Brown	4	2	1	3	-2	0	2	0
Alexander Frolov	4	2	0	2	-1	2	0	0
Derek Armstrong	4	1	1	2	-1	4	1	0
Jamie Heward	2	0	2	2	-2	0	0	0
Patrick O'Sullivan	4	1	0	1	-1	0	0	0
John Zeiler	3	1	0	1	E	2	0	0
Lubomir Visnovsky	2	1	0	1	2	0	1	0
Tom Kostopoulos	4	0	1	1	-1	0	0	0
Kevin Dallman	3	0	1	1	E	0	0	0
Jaroslav Modry	2	0	1	1	-1	4	0	0
Aaron Miller	4	0	0	0	E	4	0	0
Raitis Ivanans	3	0	0	0	-1	0	0	0
Jamie Lundmark	3	0	0	0	-1	0	0	0
Mike Weaver	3	0	0	0	E	4	0	0
Brian Willie	3	0	0	0	-1	0	0	0
Rob Blake	2	0	0	0	-1	2	0	0
Jack Johnson	2	0	0	0	-2	2	0	0
Mattias Norstrom	2	0	0	0	-2	0	0	0
Brent Soper	2	0	0	0	1	2	0	0
Scott Thornton	2	0	0	0	-1	2	0	0
Lauri Tukonen	2	0	0	0	-1	0	0	0
Sean Avery	1	0	0	0	E	0	0	0
Craig Conroy	1	0	0	0	-1	0	0	0
Joe Piskula	1	0	0	0	-1	0	0	0
Konstantin Pushkarev	1	0	0	0	E	0	0	0

KINGS	GPI	MIN	W-L-O	GA	SA	SV	GAA	SV%
Sean Burke	2	121	1-1-0	5	60	55	2.49	.917
Mathieu Garon	2	118	0-2-0	6	61	55	3.04	.902



## 2006-07 SEASON SUMMARY

3 WINS

3 LOSSES

2 OT

### AT VANCOUVER

Mar. 13, 2007	Wild 3	Canucks 2 (OT)
Mar. 4, 2007	Wild 3	Canucks 4 (SO)
Jan. 11, 2007	Wild 5	Canucks 2
Dec. 16, 2006	Wild 1	Canucks 2

### AT MINNESOTA

Feb. 14, 2007	Wild 2	Canucks 3 (OT)
Dec. 19, 2006	Wild 5	Canucks 2
Nov. 2, 2006	Wild 5	Canucks 2
Oct. 7, 2006	Wild 2	Canucks 1 (SO)

### GOALS BY PERIOD

	1st	2nd	3rd	OT	TOTAL
WILD	5	9	10	1	25
CANUCKS	7	7	2	1	17

### CANUCKS

Power Play: 4-34 11.8% Penalty Killing: 23-30 76.7%

### CANUCKS

	GP	G	A	P	+/-	PIM	PP	SH
Taylor Pyatt	8	2	2	4	E	4	0	0
Jeff Cowan	4	2	2	4	1	2	0	0
Markus Naslund	8	1	3	4	-1	8	1	0
Daniel Sedin	8	1	3	4	-2	2	0	0
Brendan Morrison	8	0	4	4	-4	2	0	0
Henrik Sedin	8	0	4	4	-3	4	0	0
Trevor Linden	8	2	1	3	-2	0	1	0
Jan Bulis	7	2	1	3	1	2	0	0
Sami Salo	6	2	1	3	E	2	0	0
Matt Cooke	8	1	2	3	-4	6	0	0
Willie Mitchell	6	1	2	3	-1	2	0	0
Ryan Kesler	5	1	2	3	2	0	0	0
Kevin Bieksa	8	1	1	2	-2	12	1	0
Mattias Ohlund	8	1	1	2	-2	12	1	0
Alex Burrows	8	0	1	1	-2	4	0	0
Lukas Krajicek	8	0	1	1	-2	6	0	0
Bryan Smolinski	2	0	1	1	E	0	0	0
Rory Fitzpatrick	6	0	0	0	-1	2	0	0
Josh Green	6	0	0	0	E	5	0	0
Marc Chouinard	3	0	0	0	1	0	0	0
Luc Bourdon	2	0	0	0	1	0	0	0
Brent Sopel	2	0	0	0	-1	2	0	0
Yannick Tremblay	2	0	0	0	-1	2	0	0
Alexander Edler	1	0	0	0	1	2	0	0
Brad Moran	1	0	0	0	E	0	0	0
Brandon Reid	1	0	0	0	E	0	0	0
Tommi Santala	1	0	0	0	-1	0	0	0
Nathan Smith	1	0	0	0	E	0	0	0

### CANUCKS

	GPI	MIN	W-L-O	GA	SA	SV	GAA	SV%
Roberto Luongo	8	496	3-3-2	24	245	221	2.91	.902

### ATTENDANCE

18,630	Backstrom/Luongo
18,630	Backstrom/Luongo
18,630	Fernandez/Luongo
18,630	Backstrom/Luongo

### GOALTENDER

Backstrom/Luongo
Backstrom/Luongo
Fernandez/Luongo
Backstrom/Luongo

### W GOAL

Brent Burns
Daniel Sedin
Branko Radivojevic
Mattias Ohlund

### ATTENDANCE

18,568	Backstrom/Luongo
18,568	Fernandez/Luongo
18,568	Fernandez, Backstrom/Luongo
18,064	Fernandez/Luongo

### GOALTENDER

Backstrom/Luongo
Fernandez/Luongo
Fernandez, Backstrom/Luongo
Fernandez/Luongo

### W GOAL

Sami Salo
Branko Radivojevic
Nick Schultz
Petteri Nummelin

### SHOTS BY PERIOD

	1st	2nd	3rd	OT	TOTAL
WILD	71	82	82	11	246
CANUCKS	78	76	58	8	220

### WILD

Power Play: 7-30 23.3% Penalty Killing: 30-34 88.2%

### WILD

	GP	G	A	P	+/-	PIM	PP	SH
Brian Rolston	8	5	4	9	3	0	1	1
Pavol Demitra	8	3	6	9	1	2	0	0
Mikko Koivu	8	1	6	7	5	10	0	0
Todd White	8	1	6	7	3	4	1	0
Marian Gaborik	5	4	2	6	3	6	1	0
Branko Radivojevic	8	5	0	5	1	2	2	0
Kim Johnsson	8	1	3	4	E	2	1	0
Nick Schultz	8	1	2	3	3	10	0	0
Pierre-Marc Bouchard	8	0	3	3	3	2	0	0
Keith Carney	8	0	3	3	E	6	0	0
Mark Parrish	6	1	1	2	-1	2	0	0
Wes Walz	6	1	1	2	2	2	0	0
Martin Skoula	8	0	2	2	2	2	0	0
Brent Burns	7	1	0	1	6	4	0	0
Pascal Dupuis	5	1	0	1	-1	2	1	0
Stephane Veilleux	7	0	1	1	2	9	0	0
Petteri Nummelin	6	0	1	1	-1	0	0	0
Kurtis Foster	4	0	1	1	-1	2	0	0
Derek Boogaard	6	0	0	0	E	4	0	0
Adam Hall	3	0	0	0	-1	2	0	0
Wyatt Smith	3	0	0	0	-2	0	0	0
Joel Ward	3	0	0	0	-1	0	0	0
Dominic Moore	1	0	0	0	-2	4	0	0
Jason Morgan	1	0	0	0	-1	4	0	0
Mattias Weinhandl	1	0	0	0	-1	0	0	0

### WILD

	GPI	MIN	W-L-O	GA	SA	SV	GAA	SV%
Manny Fernandez	4	205	3-0-2	7	90	83	2.05	.922
Niklas Backstrom	5	293	2-1-2	10	130	120	2.05	.923

### LAST

Last Home Win:	Mar. 4/07 (4-3 SO)
Last Road Win:	Feb. 14/07 (3-2 OT)
Last Shutout:	Nov. 11/01
	Dan Cloutier (5-0)
Last Tie Game:	Mar. 10/04 (1-1 @ VAN)
Last Shootout:	Mar. 4/07 (4-3 W @ VAN)
Last Hat Trick:	None

### VANCOUVER

Mar. 4/07 (4-3 SO)
Feb. 14/07 (3-2 OT)
Nov. 11/01
Dan Cloutier (5-0)
Mar. 10/04 (1-1 @ VAN)
Mar. 4/07 (4-3 W @ VAN)
None

### MINNESOTA

Dec. 19/06 (5-2)
Mar. 13/07 (3-2 OT)
Oct. 12/05
Dwayne Roloson (6-0)
Marian Gaborik
Dec. 7/02

Most Goals:	5 - Twice
Canucks in OT:	4-2-8
Canucks in SO:	1-2

6 - Twice





## 2006-07 SEASON SUMMARY

## 1 WIN

## 0 LOSSES

## 0 OT

### AT MONTREAL

Jan. 16, 2007

Canadiens 0

Canucks 4

### GOALS BY PERIOD

	1st	2nd	3rd	OT	TOTAL
CANADIENS	0	0	0	0	0
CANUCKS	2	1	1	0	4

### CANUCKS

Power Play: 1-5 20.0% Penalty Killing: 5-5 100.0%

CANUCKS	GP	G	A	P	+/-	PIM	PP	SH
Ryan Kesler	1	1	2	3	3	0	0	0
Jan Bulis	1	1	1	2	1	2	0	0
Josh Green	1	1	1	2	2	0	0	0
Kevin Bieksa	1	0	2	2	3	0	0	0
Lukas Krajicek	1	1	0	1	1	2	1	0
Markus Naslund	1	0	1	1	2	0	0	0
Alex Burrows	1	0	0	0	E	0	0	0
Marc Chouinard	1	0	0	0	E	2	0	0
Matt Cooke	1	0	0	0	1	0	0	0
Jeff Cowan	1	0	0	0	E	17	0	0
Alexander Edler	1	0	0	0	1	0	0	0
Rory Fitzpatrick	1	0	0	0	E	2	0	0
Trevor Linden	1	0	0	0	E	0	0	0
Brendan Morrison	1	0	0	0	E	0	0	0
Mattias Ohlund	1	0	0	0	1	0	0	0
Sami Salo	1	0	0	0	E	0	0	0
Henrik Sedin	1	0	0	0	E	2	0	0
Daniel Sedin	1	0	0	0	E	0	0	0

CANUCKS	GPI	MIN	W-L-O	GA	SA	SV	GAA	SV%
Roberto Luongo	1	59	1-0-0	0	30	30	0.00	1.000

### LAST

Last Home Win:  
Last Road Win:  
Last Shutout:

Last Tie Game:  
Last Shootout:  
Last Hat Trick:

Most Goals:

Canucks in OT:

### VANCOUVER

Jan. 21/06 (6-2)  
Jan. 16/07 (4-0)  
Jan. 16/07  
Roberto Luongo (4-0)  
Mar. 1/03 (1-1 @ MTL)  
None  
Greg Adams  
Dec. 4/91  
7 - Feb. 9/84  
VAN 7 @ MTL 6  
3-1-4

### MONTREAL

Nov. 27/99 (2-1)  
Nov. 30/00 (4-3)  
Jan. 1/89  
Patrick Roy (4-0)  
Denis Savard  
Feb. 10/92  
11 - Mar. 8/79  
VAN 1 @ MTL 11

### ATTENDANCE

21,273

### GOALTENDER

Huet/Luongo

### W GOAL

Josh Green

### SHOTS BY PERIOD

	1st	2nd	3rd	OT	TOTAL
CANADIENS	8	9	13	0	30
CANUCKS	9	7	8	0	24

### CANADIENS

Power Play: 0-5 0.0% Penalty Killing: 4-5 80.0%

CANADIENS	GP	G	A	P	+/-	PIM	PP	SH
Radek Bonk	1	0	0	0	-1	0	0	0
Francis Bouillon	1	0	0	0	-1	2	0	0
Mathieu Dandenault	1	0	0	0	-1	0	0	0
Aaron Downey	1	0	0	0	E	7	0	0
Chris Higgins	1	0	0	0	-2	0	0	0
Mike Johnson	1	0	0	0	E	0	0	0
Saku Koivu	1	0	0	0	-1	0	0	0
Michael Komisarek	1	0	0	0	E	0	0	0
Alex Kovalev	1	0	0	0	-2	2	0	0
Maxim Lapierre	1	0	0	0	E	0	0	0
G. Latendresse	1	0	0	0	-1	0	0	0
Andrei Markov	1	0	0	0	-1	0	0	0
Janne Niinimaa	1	0	0	0	-1	0	0	0
Alexander Perezhgin	1	0	0	0	E	2	0	0
Tomas Plekanec	1	0	0	0	-1	0	0	0
Michael Ryder	1	0	0	0	-1	0	0	0
Sheldon Souray	1	0	0	0	-2	4	0	0
Mark Streit	1	0	0	0	E	0	0	0

CANADIENS	GPI	MIN	W-L-O	GA	SA	SV	GAA	SV%
Cristobal Huet	1	60	0-1-0	4	24	20	4.01	.833

## OPPONENTS



## 2006-07 SEASON SUMMARY

2 WINS

2 LOSSES

0 OT

### AT VANCOUVER

Mar. 21, 2007	Predators 0	Canucks 2
Oct. 31, 2006	Predators 3	Canucks 2

### AT NASHVILLE

Nov. 23, 2006	Predators 6	Canucks 0
Oct. 21, 2006	Predators 3	Canucks 4 (OT)

### GOALS BY PERIOD

	1st	2nd	3rd	OT	TOTAL
PREDATORS	5	6	1	0	12
CANUCKS	4	1	2	1	8

### CANUCKS

Power Play: 0-22	0.0%	Penalty Killing: 21-24	87.5%
------------------	------	------------------------	-------

CANUCKS	GP	G	A	P	+/-	PIM	PP	SH
Jan Bulis	4	2	2	4	1	0	0	0
Brendan Morrison	4	1	2	3	E	4	0	0
Markus Naslund	4	1	2	3	E	2	0	0
Lukas Krajicek	4	1	1	2	2	0	0	0
Mattias Ohlund	4	1	1	2	1	8	0	0
Sami Salo	3	0	2	2	-1	0	0	0
Taylor Pyatt	4	1	0	1	-1	4	0	0
Tommi Santala	1	1	0	1	1	0	0	0
Matt Cooke	4	0	1	1	-1	2	0	0
Trevor Linden	4	0	1	1	E	0	0	0
Daniel Sedin	4	0	1	1	E	4	0	0
Ryan Kesler	3	0	1	1	-1	4	0	0
Alexander Edler	1	0	1	1	1	0	0	0
Kevin Bieksa	4	0	0	0	-1	11	0	0
Alex Burrows	4	0	0	0	-1	9	0	0
Henrik Sedin	4	0	0	0	-1	8	0	0
Marc Chouinard	3	0	0	0	-1	0	0	0
Rory Fitzpatrick	3	0	0	0	-1	4	0	0
Josh Green	3	0	0	0	-1	0	0	0
Willie Mitchell	2	0	0	0	-2	0	0	0
Luc Bourdon	1	0	0	0	E	0	0	0
Patrick Coulombe	1	0	0	0	-3	0	0	0
Jeff Cowan	1	0	0	0	E	2	0	0
Bryan Smolinski	1	0	0	0	1	0	0	0
Brent Sopel	1	0	0	0	2	0	0	0

CANUCKS	GPI	MIN	W-L-O	GA	SA	SV	GAA	SV%
Roberto Luongo	4	189	2-1-0	7	88	81	2.22	.920
Dany Sabourin	1	53	0-1-0	5	24	19	5.71	.792

### ATTENDANCE GOALTENDER

18,630	Vokoun/Luongo	W GOAL
18,630	Vokoun/Luongo	Jan Bulis
		Steve Sullivan

### ATTENDANCE GOALTENDER

15,396	Vokoun, Mason/Sabourin, Luongo	W GOAL
16,073	Vokoun/Luongo	Alexander Radulov
		Lukas Krajicek

### SHOTS BY PERIOD

	1st	2nd	3rd	OT	TOTAL
PREDATORS	30	45	34	3	112
CANUCKS	49	35	43	7	134

### PREDATORS

Power Play: 3-24	12.5%	Penalty Killing: 22-22	100.0%
------------------	-------	------------------------	--------

PREDATORS	GP	G	A	P	+/-	PIM	PP	SH
Scott Hartnell	3	3	1	4	3	4	1	0
Shea Weber	4	1	3	4	-1	0	1	0
Paul Kariya	4	0	4	4	1	2	0	0
Alexander Radulov	4	2	1	3	3	2	0	0
Martin Erat	3	1	2	3	-2	2	0	0
Jean-Pierre Dumont	4	1	1	2	2	2	0	0
Steve Sullivan	2	1	1	2	1	0	0	0
David Legwand	4	0	2	2	-2	4	0	0
Ryan Suter	4	1	0	1	E	0	1	0
Marek Zidlicky	4	1	0	1	E	4	0	0
Darcy Hordichuk	2	1	0	1	E	2	0	0
Vernon Fiddler	4	0	1	1	2	6	0	0
Dam Hamhuis	4	0	1	1	-1	0	0	0
Jerred Smithson	4	0	1	1	-3	0	0	0
Kimmo Timonen	4	0	1	1	2	0	0	0
Jason Arnott	3	0	1	1	E	2	0	0
Scott Nichol	3	0	1	1	1	7	0	0
Jordin Tootoo	3	0	1	1	1	7	0	0
Mikko Lehtonen	2	0	1	1	-2	6	0	0
Greg Zanon	2	0	0	0	2	4	0	0
Ramzi Abid	1	0	0	0	-1	0	0	0
Peter Forsberg	1	0	0	0	E	2	0	0
Rich Peverley	1	0	0	0	E	0	0	0
Scottie Upshall	1	0	0	0	E	0	0	0
Vitaly Vishnevski	1	0	0	0	E	0	0	0

PREDATORS	GPI	MIN	W-L-O	GA	SA	SV	GAA	SV%
Tomas Vokoun	4	222	2-1-1	8	121	113	2.17	.934
Chris Mason	1	20	0-0-0	0	13	13	0.00	1.000

### LAST

Last Home Win:	Mar. 21/07 (2-0)	NASHVILLE
Last Road Win:	Oct. 21/06 (4-3 OT)	Nov. 23/06 (6-0)
Last Shutout:	Mar. 21/07	Oct. 31/06 (3-2)
	Roberto Luongo (2-0)	Nov. 23/06
Last Tie Game:	Oct. 24/00 (4-4 @ NSH)	Tomas Vokoun (6-0)
Last Shootout:	None	
Last Hat Trick:	Markus Naslund	None
	Jan. 28/02	
Most Goals:	7 - Mar. 20/03	6 - Three times
	VAN 7 vs NSH 3	
Canucks in OT:	3-12	



## ALL-TIME RECORD

	GP	W	L	OT	GF	GA	PTS
Home	47	27	9	11	175	130	65
Away	50	23	21	6	159	154	52
<b>Overall</b>	<b>97</b>	<b>50</b>	<b>30</b>	<b>17</b>	<b>334</b>	<b>284</b>	<b>117</b>

## NO GAMES PLAYED IN 2006-07

### LAST

Last Home Win:  
Last Road Win:  
Last Shutout:

Last Tie Game:  
Last Shootout:  
Last Hat Trick:

Most Goals:

Canucks in OT:

### VANCOUVER

Dec. 29/01 (4-2)  
Feb. 5/04 (4-0)  
Feb. 5/04  
Dan Cloutier (4-0)  
Nov. 25/88 (2-2 @ VAN)

None  
Rich Sutter  
Oct. 20/89

7 - Feb. 19/85  
VAN 7 vs NJ 5  
2-1-2

### NEW JERSEY

Jan. 13/06 (3-0)  
Mar. 15/99 (2-1)  
Jan. 13/06  
Martin Brodeur (3-0)

Claude Lemieux  
Dec. 5/91

8 - Oct. 30/97  
VAN 1 @ NJ 8





## ALL-TIME RECORD

NO GAMES PLAYED IN 2006-07

	GP	W	L	OT	GF	GA	PTS
Home	47	23	21	3	155	153	49
Away	48	12	25	11	137	175	35
<b>Overall</b>	<b>95</b>	<b>35</b>	<b>46</b>	<b>14</b>	<b>292</b>	<b>328</b>	<b>84</b>

### LAST

Last Home Win:

### VANCOUVER

Mar. 11/03 (4-3)

Last Road Win:

Jan. 14/06 (8-1)

Last Shutout:

Nov. 10/91

Last Tie Game:

Kirk McLean (6-0)  
Oct. 23/99 (2-2 @ NYI)

Last Shootout:

None

Last Hat Trick:

Todd Bertuzzi

### NEW YORK

Feb. 3/04 (5-4)

Mar. 19/99 (3-1)

Jan. 16/90

Glenn Healy (3-0)

Most Goals:

8 - Jan. 14/06

VAN 8 @ NYI 1

Pierre Turgeon

Mar. 9/94

9 - 3 times

Canucks in OT:

2-3-4



## ALL-TIME RECORD

## NO GAMES PLAYED IN 2006-07

	GP	W	L	OT	GF	GA	PTS
Home	51	15	33	3	163	204	33
Away	55	12	38	5	142	239	29
<b>Overall</b>	<b>106</b>	<b>27</b>	<b>71</b>	<b>8</b>	<b>305</b>	<b>443</b>	<b>62</b>

### LAST

Last Home Win:

Nov. 16/02 (3-1)

Feb. 2/04 (4-3)

Last Road Win:

Dec. 13/05 (3-2)

Oct. 11/97 (6-3)

Last Shutout:

Oct. 24/99

Jan. 2/85

Kevin Weekes (3-0)

John Vanbiesbrouck (6-0)

Jan. 11/93 (3-3 @ NYR)

Last Tie Game:

None

Last Shootout:

Last Hat Trick:

Todd Bertuzzi

Wayne Gretzky

Mar. 19/02

Oct. 11/97

Most Goals:

7 – Mar. 20/74

9 – Twice

VAN 7 @ NYR 5

Canucks in OT:

0-1-4



## 2006-07 SEASON SUMMARY

## 1 WIN

## 0 LOSSES

## 0 OT

### AT OTTAWA

Jan. 18, 2007

Senators 1

Canucks 2

### GOALS BY PERIOD

	1st	2nd	3rd	OT	TOTAL
SENATORS	0	0	1	0	1
CANUCKS	0	2	0	0	2

### CANUCKS

Power Play: 1-4 25.0% Penalty Killing: 5-5 100.0%

### CANUCKS

	GP	G	A	P	+/-	PIM	PP	SH
Taylor Pyatt	1	1	1	2	1	0	1	0
Rory Fitzpatrick	1	1	0	1	1	0	0	0
Markus Naslund	1	0	1	1	E	2	0	0
Sami Salo	1	0	1	1	E	0	0	0
Daniel Sedin	1	0	1	1	1	0	0	0
Kevin Bieksa	1	0	0	0	E	0	0	0
Jan Bulis	1	0	0	0	-1	2	0	0
Alex Burrows	1	0	0	0	E	0	0	0
Matt Cooke	1	0	0	0	E	2	0	0
Jeff Cowan	1	0	0	0	E	0	0	0
Josh Green	1	0	0	0	-1	2	0	0
Ryan Kesler	1	0	0	0	E	0	0	0
Lukas Krajicek	1	0	0	0	-1	0	0	0
Trevor Linden	1	0	0	0	E	0	0	0
Willie Mitchell	1	0	0	0	E	0	0	0
Brendan Morrison	1	0	0	0	E	0	0	0
Mattias Ohlund	1	0	0	0	E	2	0	0
Henrik Sedin	1	0	0	0	1	2	0	0

### CANUCKS

Roberto Luongo 1 60 1-0-0 1 35 34 1.00 .971

### ATTENDANCE

19,161

### GOALTENDER

Emery/Luongo

### W GOAL

Rory Fitzpatrick

### SHOTS BY PERIOD

	1st	2nd	3rd	OT	TOTAL
SENATORS	10	11	14	0	35
CANUCKS	6	8	0	0	14

### SENATORS

Power Play: 0-5 0.0% Penalty Killing: 3-4 75.0%

### SENATORS

	GP	G	A	P	+/-	PIM	PP	SH
Daniel Alfredsson	1	1	0	1	1	0	0	0
Dany Heatley	1	0	1	1	1	0	0	0
Tom Preissing	1	0	1	1	1	0	0	0
Mike Comrie	1	0	0	0	-1	0	0	0
Joseph Corvo	1	0	0	0	E	0	0	0
Patrick Eaves	1	0	0	0	E	2	0	0
Denis Hamel	1	0	0	0	E	0	0	0
Chris Kelly	1	0	0	0	E	2	0	0
Dean McAmmond	1	0	0	0	E	0	0	0
Brian McGrattan	1	0	0	0	E	0	0	0
Andrey Meszaros	1	0	0	0	E	0	0	0
Chris Neil	1	0	0	0	-1	2	0	0
Chris Phillips	1	0	0	0	E	0	0	0
Wade Redden	1	0	0	0	E	0	0	0
Peter Schaefer	1	0	0	0	-1	0	0	0
Christoph Schubert	1	0	0	0	E	2	0	0
Antoine Vermette	1	0	0	0	E	2	0	0
Anton Volchenkov	1	0	0	0	-1	0	0	0

### SENATORS

Ray Emery 1 59 0-1-0 2 14 12 2.04 .857

### LAST

Last Home Win: Dec. 9/05 (3-2 SO)

Last Road Win: Jan. 18/07 (2-1)

Last Shutout: Apr. 4/93

Last Tie Game: Mar. 20/98 (1-1 @ OTT)

Last Shootout: Dec. 9/05 (3-2 W @ VAN)

Last Hat Trick: None

Most Goals: 7 - Jan. 5/94

VAN 7 @ OTT 2

Canucks in OT: 1-0-3

Canucks in SO: 1-0

### VANCOUVER

Nov. 20/01 (3-0)

Mar. 13/04 (2-1)

Nov. 20/01

Kay Whitmore (3-0)

Patrick Lalime (3-0)

None

6 - Feb. 2/97

VAN 4 @ OTT 6

### OTTAWA

Nov. 20/01 (3-0)

Mar. 13/04 (2-1)

Nov. 20/01

Kay Whitmore (3-0)

None

6 - Feb. 2/97

VAN 4 @ OTT 6





## ALL-TIME RECORD

## NO GAMES PLAYED IN 2006-07

	GP	W	L	OT	GF	GA	PTS
Home	51	10	28	13	144	203	33
Away	55	17	36	2	164	238	36
<b>Overall</b>	<b>106</b>	<b>27</b>	<b>64</b>	<b>15</b>	<b>308</b>	<b>441</b>	<b>69</b>

### LAST

Last Home Win:

Jan. 17/89 (5-3)

Last Road Win:

Dec. 15/05 (5-4)

Last Shutout:

Jan. 27/84

Richard Brodeur (4-0)

Last Tie Game:

Dec. 31/95 (5-5 @ VAN)

Last Shootout:

None

Last Hat Trick:

Stan Smyl

Oct. 31/81

Most Goals:

8 - Oct. 31/81

VAN 8 @ PHI 4

Canucks in OT:

1-4-5

### PHILADELPHIA

Nov. 13/03 (4-3)

Dec. 31/01 (2-1)

Mar. 4/03

Roman Cechmanek (3-0)

Dec. 31/95 (5-5 @ VAN)

John LeClair

Nov. 29/98

13 - Oct. 13/84

VAN 2 @ PHI 13



## 2006-07 SEASON SUMMARY

3 WINS

1 LOSS

0 OT

### AT VANCOUVER

Mar. 1, 2007	Coyotes 3	Canucks 4
Dec. 12, 2006	Coyotes 2	Canucks 5

### AT PHOENIX

Apr. 8, 2007	Coyotes 3	Canucks 1
Mar. 8, 2007	Coyotes 2	Canucks 4

### GOALS BY PERIOD

	1st	2nd	3rd	OT	TOTAL
COYOTES	3	3	4	0	10
CANUCKS	9	3	2	0	14

### CANUCKS

Power Play: 3-16	18.8%	Penalty Killing: 11-15	73.3%
------------------	-------	------------------------	-------

CANUCKS	GP	G	A	P	+/-	PIM	PP	SH
Daniel Sedin	4	2	2	4	E	2	2	0
Kevin Bieksa	3	1	3	4	A	0	0	0
Henrik Sedin	4	0	4	4	E	4	0	0
Brendan Morrison	4	2	1	3	2	2	0	0
Jeff Cowan	3	2	1	3	1	7	0	1
Markus Naslund	4	2	0	2	2	0	0	0
Jan Bulis	4	1	1	2	1	4	0	0
Mattias Ohlund	4	1	1	2	1	4	1	0
Ryan Kesler	1	1	1	2	1	0	0	0
Bryan Smolinski	3	0	2	2	E	2	0	0
Brent Sopel	3	0	2	2	2	0	0	0
Tommi Santala	2	0	2	2	1	0	0	0
Alex Burrows	4	1	0	1	4	2	0	0
Sami Salo	3	1	0	1	2	0	0	0
Matt Cooke	4	0	1	1	3	2	0	0
Trevor Linden	4	0	1	1	1	0	0	0
Lukas Krajcek	3	0	1	1	1	0	0	0
Willie Mitchell	4	0	0	0	E	4	0	0
Taylor Pyatt	3	0	0	0	E	4	0	0
Alexander Edler	2	0	0	0	2	0	0	0
Tyler Bouck	1	0	0	0	-1	0	0	0
Marc Chouinard	1	0	0	0	E	0	0	0
Rory Fitzpatrick	1	0	0	0	-1	2	0	0
Lee Goren	1	0	0	0	E	0	0	0
Josh Green	1	0	0	0	E	0	0	0
Yannick Tremblay	1	0	0	0	-1	2	0	0

CANUCKS	GPI	MIN	W-L-O	GA	SA	SV	GAA	SV%
Roberto Luongo	2	120	2-0-0	5	54	49	2.50	.907
Dany Sabourin	2	119	1-1-0	4	54	50	2.01	.926

### ATTENDANCE

18,630
18,630

### GOALTENDER

Joseph/Luongo
Tellqvist, Joseph/Luongo

### W GOAL

Markus Naslund
Jan Bulis

### ATTENDANCE

17,406
13,841

### GOALTENDER

Joseph, Tellqvist/Sabourin
Joseph/Sabourin

### W GOAL

Derek Morris
Markus Naslund

### SHOTS BY PERIOD

	1st	2nd	3rd	OT	TOTAL
COYOTES	29	40	40	0	109
CANUCKS	48	37	29	0	114

### COYOTES

Power Play: 4-15	26.7%	Penalty Killing: 13-16	81.2%
------------------	-------	------------------------	-------

COYOTES	GP	G	A	P	+/-	PIM	PP	SH
Shane Doan	4	2	3	5	-2	0	0	0
Bill Thomas	3	3	0	3	-1	2	2	0
Derek Morris	4	1	2	3	-3	2	1	0
Steven Reinprecht	3	0	3	3	2	0	0	0
Jeremy Roenick	2	1	1	2	E	0	1	0
Jeff Taffe	2	1	1	2	-1	0	0	0
Owen Nolan	3	0	2	2	1	0	0	0
Oleg Saprykin	1	1	0	1	E	0	0	0
Dave Scatchard	1	1	0	1	-2	2	0	0
Zbynek Michalek	4	0	1	1	2	0	0	0
Travis Roche	3	0	1	1	-3	0	0	0
Matt Jones	2	0	1	1	E	0	0	0
Yanick Lehoux	2	0	1	1	-1	0	0	0
Mike Comrie	1	0	1	1	E	0	0	0
Ed Jovanovski	1	0	1	1	1	2	0	0
Yanic Perreault	1	0	1	1	E	0	0	0
Fredrik Sjostrom	4	0	0	0	-2	2	0	0
Michael Zigomanis	4	0	0	0	-1	0	0	0
Keyvyn Adams	3	0	0	0	-1	2	0	0
Keith Ballard	3	0	0	0	-1	4	0	0
Nick Boynton	3	0	0	0	-2	8	0	0
Josh Gratton	3	0	0	0	1	5	0	0
Niko Kapanen	3	0	0	0	-4	2	0	0
Mathias Tjarnqvist	3	0	0	0	-1	0	0	0
Brendan Bell	2	0	0	0	-2	2	0	0
Daniel Carrillo	2	0	0	0	-2	6	0	0
Patrick Fischer	1	0	0	0	-2	2	0	0
Georges Laraque	1	0	0	0	E	0	0	0
Ladislav Nagy	1	0	0	0	E	0	0	0
Dennis Seidenberg	1	0	0	0	-2	0	0	0

COYOTES	GPI	MIN	W-L-O	GA	SA	SV	GAA	SV%
Curtis Joseph	4	197	1-2-0	10	96	86	3.04	.896
Mikael Tellqvist	2	40	0-1-0	4	18	14	5.95	.778

### LAST

Last Home Win:

Last Road Win:

Last Shutout:

Last Tie Game:

Last Shootout:

Last Hat Trick:

Most Goals:

Canucks in OT:

### VANCOUVER

Mar. 1/07 (4-3)

Mar. 8/07 (4-2)

Jan. 26/03

Peter Skudra (1-0)

Oct. 26/03 (3-3 @ VAN)

None

Martin Gelin (4 goals)

Feb. 27/97

10 - Mar. 27/81

VAN 10 @ WPG 2

4-4-16

### PHOENIX

Apr. 8/07 (3-1)

Oct. 21/00 (3-2 OT)

Oct. 28/99

Sean Burke (5-0)

Nov. 1/87

8 - Twice





## ALL-TIME RECORD

## NO GAMES PLAYED IN 2006-07

	GP	W	L	OT	GF	GA	PTS
Home	50	23	23	4	180	187	50
Away	51	11	33	7	175	229	29
<b>Overall</b>	<b>101</b>	<b>34</b>	<b>56</b>	<b>11</b>	<b>355</b>	<b>416</b>	<b>79</b>

### LAST

Last Home Win:

Dec. 9/03 (4-3 OT)

Last Road Win:

Jan. 16/06 (4-2)

Last Shutout:

Feb. 17/88

Kirk McLean (5-0)

Last Tie Game:

Oct. 30/98 (2-2 @ VAN)

Last Shootout:

None

Last Hat Trick:

Markus Naslund (4 goals) Mario Lemieux

Dec. 9/03

Jan. 23/87

Most Goals:

10 - Dec. 19/80

9 - 3 times

VAN 10 vs PIT 4

Canucks in OT:

1-3-4

### PITTSBURGH

Feb. 14/00 (3-0)

Nov. 3/00 (4-2)

Feb. 14/00

J.S. Aubin (3-0)





## 2006-07 SEASON SUMMARY

3 WINS

1 LOSS

0 OT

### AT VANCOUVER

Jan. 28, 2007	Sharks 1	Canucks 3
Oct. 13, 2006	Sharks 6	Canucks 4

### AT SHARKS

Apr. 7, 2007	Sharks 3	Canucks 4 (OT)
Mar. 9, 2007	Sharks 1	Canucks 2 (OT)

### GOALS BY PERIOD

	1st	2nd	3rd	OT	TOTAL
SHARKS	2	5	4	0	11
CANUCKS	3	4	4	2	13

### CANUCKS

Power Play: 4-18	22.2%	Penalty Killing: 18-21	85.7%
------------------	-------	------------------------	-------

### CANUCKS

	GP	G	A	P	+/-	PIM	PP	SH
Kevin Bieksa	4	2	5	7	3	2	2	0
Henrik Sedin	4	1	5	6	4	4	0	0
Daniel Sedin	4	2	3	5	5	0	0	0
Taylor Pyatt	4	3	1	4	1	0	1	0
Markus Naslund	4	1	3	4	2	4	0	0
Brendan Morrison	4	1	2	3	1	8	0	0
Mattias Ohlund	4	2	0	2	-1	2	1	0
Samir Salo	3	0	2	2	2	2	0	0
Matt Cooke	4	1	0	1	1	2	0	0
Jan Bulis	4	0	1	1	-3	4	0	0
Willie Mitchell	3	0	1	1	4	0	0	0
Brent Sopel	2	0	1	1	E	2	0	0
Alex Burrows	4	0	0	0	0	8	0	0
Trevor Linden	4	0	0	0	-3	2	0	0
Jeff Cowan	3	0	0	0	E	0	0	0
Rory Fitzpatrick	3	0	0	0	-3	4	0	0
Lukas Krajicek	3	0	0	0	-1	0	0	0
Marc Chouinard	2	0	0	0	-2	0	0	0
Josh Green	2	0	0	0	-3	4	0	0
Tommi Santala	2	0	0	0	E	2	0	0
Bryan Smolinski	2	0	0	0	-1	0	0	0
Luc Bourdon	1	0	0	0	-2	0	0	0
Ryan Kesler	1	0	0	0	-1	2	0	0
Yannick Tremblay	1	0	0	0	E	2	0	0

### CANUCKS

	GPI	MIN	W-L-O	GA	SA	SV	GAA	SV%
Roberto Luongo	4	243	3-1-0	11	132	121	2.72	.917

### ATTENDANCE

18,630
18,630

### GOALTENDER

Nabokov/Luongo
Toskala/Luongo

### W GOAL

Daniel Sedin
Curtis Brown

### ATTENDANCE

17,496
17,496

### GOALTENDER

Nabokov/Luongo
Nabokov/Luongo

### W GOAL

Mattias Ohlund
Henrik Sedin

### SHOTS BY PERIOD

	1st	2nd	3rd	OT	TOTAL
SHARKS	38	62	32	0	132
CANUCKS	30	52	32	3	117

### SHARKS

Power Play: 3-21	14.3%	Penalty Killing: 14-18	77.8%
------------------	-------	------------------------	-------

### SHARKS

	GP	G	A	P	+/-	PIM	PP	SH
Milan Michalek	4	1	4	5	2	4	1	0
Joe Thornton	4	1	3	4	-3	8	1	0
Patrick Marleau	4	2	1	3	-1	0	1	0
Curtis Brown	4	1	1	2	2	4	0	1
Jonathan Cheechoo	4	1	1	2	-2	2	0	0
Christian Ehrhoff	4	1	1	2	2	0	0	0
Joe Pavelski	3	1	1	2	-2	4	0	0
Matthew Carle	4	0	2	2	1	2	0	0
Mike Grier	4	1	0	1	2	0	0	0
Patrick Rissmiller	4	1	0	1	1	2	0	0
Ville Nieminen	1	1	0	1	2	0	0	0
Ryane Clowe	4	0	1	1	-1	10	0	0
Scott Hannan	4	0	1	1	-1	4	0	0
Kyle McLaren	3	0	1	1	-1	0	0	0
Marcel Goc	4	0	0	0	1	4	0	0
Marc-Edouard Vlasic	4	0	0	0	-4	0	0	0
Steve Bernier	3	0	0	0	2	2	0	0
Josh Gorges	2	0	0	0	1	0	0	0
Craig Rivet	2	0	0	0	E	4	0	0
Mark Smith	2	0	0	0	-2	2	0	0
Mark Bell	1	0	0	0	-1	0	0	0
Bill Guerin	1	0	0	0	-2	0	0	0
Doug Murray	1	0	0	0	E	0	0	0
Tomas Plihal	1	0	0	0	E	0	0	0

### SHARKS

	GPI	MIN	W-L-O	GA	SA	SV	GAA	SV%
Vesa Toskala	1	60	1-0-0	4	26	22	4.00	.846
Evgeni Nabokov	3	182	0-1-2	8	90	82	2.64	.911

### LAST

Last Home Win:	Jan. 28/07 (3-1)
Last Road Win:	Apr. 7/07 (4-3 OT)
Last Shutout:	Feb. 8/01
	Bob Essensa (0-0)
Last Tie Game:	Feb. 8/01 (0-0 @ VAN)
Last Shootout:	None
Last Hat Trick:	Markus Naslund
	Oct. 21/02
Most Goals:	8 - Twice
Canucks in OT:	4-1-9

### VANCOUVER

### SAN JOSE

Apr. 13/06 (5-3)
Oct. 13/06 (6-4)
Jan. 11/03
Miikka Kiprusoff (3-0)
Vincent Damphousse
Apr. 3/99
7 - 4 Times



## 2006-07 SEASON SUMMARY

## 3 WINS

## 1 LOSS

## 0 OT

## AT VANCOUVER

Mar. 15, 2007  
Nov. 17, 2006Blues 2 Canucks 3 (OT)  
Blues 2 Canucks 4

## AT ST. LOUIS

Feb. 27, 2007  
Oct. 20, 2006Blues 3 Canucks 1  
Blues 2 Canucks 3 (OT)

## GOALS BY PERIOD

	1st	2nd	3rd	OT	TOTAL
BLUES	2	1	6	0	9
CANUCKS	1	4	4	2	11

## CANUCKS

Power Play: 3-19 15.8% Penalty Killing: 15-19 78.9%

## CANUCKS

	GP	G	A	P	+/-	PIM	PP	SH
Henrik Sedin	4	1	6	7	3	4	0	0
Daniel Sedin	4	2	3	5	3	2	1	0
Markus Naslund	4	3	1	4	2	4	1	0
Mattias Ohlund	4	0	3	3	E	2	0	0
Brendan Morrison	4	1	1	2	E	4	0	0
Sami Salo	4	1	1	2	S	0	0	0
Matt Cooke	4	0	2	2	E	0	0	0
Trevor Linden	4	1	0	1	-1	2	0	0
Taylor Pyatt	3	1	0	1	E	6	1	0
Ryan Kesler	2	1	0	1	1	7	0	0
Jan Bulis	4	0	1	1	1	0	0	0
Alex Burrows	4	0	1	1	E	2	0	0
Tommi Santala	2	0	1	1	E	2	0	0
Brent Sopel	2	0	1	1	E	0	0	0
Kevin Bieksa	4	0	0	0	-3	4	0	0
Lukas Krajcek	4	0	0	0	1	2	0	0
Josh Green	3	0	0	0	E	0	0	0
Willie Mitchell	3	0	0	0	E	0	0	0
Marc Chouinard	2	0	0	0	E	2	0	0
Jeff Cowan	2	0	0	0	E	0	0	0
Rory Fitzpatrick	2	0	0	0	1	0	0	0
Bryan Smolinski	2	0	0	0	E	0	0	0
Patrick Coulombe	1	0	0	0	1	0	0	0

CANUCKS	GPI	MIN	W-L-O	GA	SA	SV	GAA	SV%
Roberto Luongo	4	245	3-1-0	9	82	73	2.21	.890

## LAST

Last Home Win:  
Last Road Win:  
Last Shutout:

## Last Tie Game:

Last Shootout:

Last Hat Trick:

Most Goals:

Canucks in OT:

## VANCOUVER

Mar. 15/07 (3-2 OT)  
Oct. 20/06 (3-2 OT)  
Feb. 28/04  
Johan Hedberg (2-0)  
Mar. 13/03 (4-4 @ VAN)  
None  
Alexander Mogilny  
Dec. 15/96  
8 - 4 times  
VAN 2 @ STL 9  
5-1-8

## ST. LOUIS

Feb. 27/07 (3-1)  
Mar. 5/06 (4-1)  
Jan. 23/06  
Curtis Sanford (4-0)

Brett Hull

Mar. 2/92  
9 - Feb. 7/81

## ATTENDANCE

18,630  
18,630

## GOALTENDER

Sanford/Luongo  
Bacashihua/Luongo

## W GOAL

Daniel Sedin  
Markus Naslund

## ATTENDANCE

10,411  
9,049

## GOALTENDER

Sanford/Luongo  
Sanford/Luongo

## W GOAL

Doug Weight  
Sami Salo

## SHOTS BY PERIOD

	1st	2nd	3rd	OT	TOTAL
BLUES	18	22	39	3	82
CANUCKS	41	52	44	9	146

## BLUES

Power Play: 4-19 21.1% Penalty Killing: 16-19 84.2%

## BLUES

	GP	G	A	P	+/-	PIM	PP	SH
Doug Weight	4	3	1	4	2	0	1	0
Petr Cajanek	3	2	1	3	2	0	1	0
Keith Tkachuk	2	1	2	3	-1	9	1	0
Lee Stempniak	4	1	1	2	-2	0	1	0
David Backes	2	1	1	2	2	0	0	0
Eric Brewer	4	0	2	2	-4	12	0	0
Radek Dvorak	4	0	2	2	1	0	0	0
Jamal Mayers	4	1	0	1	-3	0	0	0
Dallas Drake	4	0	1	1	-3	0	0	0
Jay McClement	4	0	1	1	-3	2	0	0
Barret Jackman	3	0	1	1	1	2	0	0
Jeff Woywitka	3	0	1	1	1	2	0	0
Bill Guerin	2	0	1	1	E	0	0	0
Martin Rucinsky	2	0	1	1	-1	0	0	0
Christian Backman	3	0	0	0	3	0	0	0
Ryan Johnson	3	0	0	0	E	4	0	0
Bryce Salvador	3	0	0	0	-3	6	0	0
D.J. King	2	0	0	0	E	0	0	0
Jay McKee	2	0	0	0	E	0	0	0
Glen Metropolit	2	0	0	0	E	2	0	0
Peter Sejna	2	0	0	0	E	0	0	0
Matt Walker	2	0	0	0	-1	2	0	0
Dennis Wideman	2	0	0	0	-3	4	0	0
Brad Boyes	1	0	0	0	E	0	0	0
Mike Glumac	1	0	0	0	E	0	0	0
Dan Hinote	1	0	0	0	-1	0	0	0
Joel Perrault	1	0	0	0	E	0	0	0
Roman Polak	1	0	0	0	-1	0	0	0
Jamie Rivers	1	0	0	0	E	2	0	0

BLUES	GPI	MIN	W-L-O	GA	SA	SV	GAA	SV%
Curtis Sanford	3	186	1-0-2	7	102	95	2.26	.931
Jason Bacashihua	1	59	0-1-0	4	44	40	4.06	.909



## 2006-07 SEASON SUMMARY

## 1 WIN

## 0 LOSSES

## 0 OT

### AT VANCOUVER

Mar. 6, 2007 Lightning 1 Canucks 5

### GOALS BY PERIOD

	1st	2nd	3rd	OT	TOTAL
LIGHTNING	0	1	0	0	1
CANUCKS	1	1	3	0	5

### CANUCKS

Power Play: 1-5 20.0% Penalty Killing: 4-5 80.0%

CANUCKS	GP	G	A	P	+/-	PIM	PP	SH
Jeff Cowan	1	2	0	2	3	14	0	0
Kevin Bieksa	1	1	1	2	2	0	0	0
Daniel Sedin	1	1	1	2	1	0	1	0
Henrik Sedin	1	0	2	2	1	2	0	0
Bryan Smolinski	1	1	0	1	1	0	0	1
Jan Bulis	1	0	1	1	2	2	0	0
Matt Cooke	1	0	1	1	2	0	0	0
Lukas Krajicek	1	0	1	1	2	0	0	0
Brendan Morrison	1	0	1	1	1	2	0	0
Alex Burrows	1	0	0	0	E	0	0	0
Trevor Linden	1	0	0	0	E	0	0	0
Willie Mitchell	1	0	0	0	2	0	0	0
Markus Naslund	1	0	0	0	E	0	0	0
Mattias Ohlund	1	0	0	0	1	0	0	0
Taylor Pyatt	1	0	0	0	E	2	0	0
Sami Salo	1	0	0	0	E	0	0	0
Tommi Santala	1	0	0	0	E	0	0	0
Brent Sopel	1	0	0	0	1	0	0	0

CANUCKS	GPI	MIN	W-L-O	GA	SA	SV	GAA	SV%
Roberto Luongo	1	60	1-0-0	1	17	16	1.00	.941

### ATTENDANCE

18,630

### GOALTENDER

Holmqvist/Luongo

### W GOAL

Kevin Bieksa

### SHOTS BY PERIOD

	1st	2nd	3rd	OT	TOTAL
LIGHTNING	2	6	9	0	17
CANUCKS	4	16	8	0	28

### LIGHTNING

Power Play: 1-5 20.0% Penalty Killing: 4-5 80.0%

LIGHTNING	GP	G	A	P	+/-	PIM	PP	SH
Vincent Lecavalier	1	1	0	1	-1	0	1	0
Dan Boyle	1	0	1	1	-2	4	0	0
Filip Kuba	1	0	1	1	-2	0	0	0
Ryan Craig	1	0	0	0	-2	0	0	0
Ruslan Fedotenko	1	0	0	0	-1	0	0	0
Shane O'Brien	1	0	0	0	-2	12	0	0
Eric Perrin	1	0	0	0	E	0	0	0
Nolan Pratt	1	0	0	0	-1	0	0	0
Vaclav Prospal	1	0	0	0	-3	0	0	0
Paul Ranger	1	0	0	0	E	2	0	0
Brad Richards	1	0	0	0	-1	0	0	0
Andre Roy	1	0	0	0	E	10	0	0
Cory Sarich	1	0	0	0	-1	2	0	0
Martin St. Louis	1	0	0	0	E	0	0	0
Karl Stewart	1	0	0	0	-1	2	0	0
Nick Tarnasky	1	0	0	0	-1	0	0	0
Tim Taylor	1	0	0	0	E	0	0	0
Jason Ward	1	0	0	0	-2	0	0	0

LIGHTNING	GPI	MIN	W-L-O	GA	SA	SV	GAA	SV%
Johan Holmqvist	1	60	0-1-0	5	28	23	5.02	.821

### LAST

Last Home Win: Mar. 6/07 (5-1)

Last Road Win: Nov. 29/02 (5-3)

Last Shutout: Jan. 4/93

Kirk McLean (7-0)

Last Tie Game: Dec. 10/01 (1-1 @ VAN)

Last Shootout: None

Last Hat Trick: Alexander Mogilny

Jan. 6/96

Most Goals: 9 - Jan. 6/96

VAN 9 vs TB 2

Canucks in OT: 2-1-2

### TAMPA BAY

Oct. 25/98 (3-2)

None

None

None

None

None

None

None

None

None

None





## 2006-07 SEASON SUMMARY

## 1 WIN

## 0 LOSSES

## 0 OT

### AT TORONTO

Jan. 13, 2007 Maple Leafs 1 Canucks 6

### GOALS BY PERIOD

	1st	2nd	3rd	OT	TOTAL
MAPLE LEAFS	1	0	0	0	1
CANUCKS	1	1	4	0	6

### CANUCKS

Power Play: 5-10 50.0% Penalty Killing: 8-8 100.0%

CANUCKS	GP	G	A	P	+/-	PIM	PP	SH
Daniel Sedin	1	1	3	4	-1	2	1	0
Mattias Ohlund	1	1	2	3	E	0	1	0
Henrik Sedin	1	0	3	3	-1	0	0	0
Markus Naslund	1	1	1	2	E	0	0	0
Taylor Pyatt	1	1	1	2	1	0	1	0
Trevor Linden	1	1	0	1	E	0	1	0
Sami Salo	1	1	0	1	-1	4	1	0
Brendan Morrison	1	0	1	1	E	2	0	0
Kevin Bieksa	1	0	0	0	1	2	0	0
Jan Bulis	1	0	0	0	E	0	0	0
Alex Burrows	1	0	0	0	E	0	0	0
Matt Cooke	1	0	0	0	E	0	0	0
Jeff Cowan	1	0	0	0	E	0	0	0
Alexander Edler	1	0	0	0	-1	0	0	0
Rory Fitzpatrick	1	0	0	0	1	4	0	0
Josh Green	1	0	0	0	E	0	0	0
Ryan Kesler	1	0	0	0	1	0	0	0
Lukas Krajicek	1	0	0	0	E	2	0	0

CANUCKS	GPI	MIN	W-L-O	GA	SA	SV	GAA	SV%
Roberto Luongo	1	60	1-0-0	1	36	35	1.00	.972

### LAST

Last Home Win:  
Last Road Win:  
Last Shutout:

Last Tie Game:

Last Shootout:

Last Hat Trick:

Most Goals:

Canucks in OT:

### VANCOUVER

Jan. 10/06 (4-3)

Jan. 13/07 (6-1)

Oct. 27/71

Dunc Wilson (0-0)

Mar. 8/03 (3-3 @ TOR)

None

Markus Naslund

Oct. 18/01

8 - Twice

2-3-12

### TORONTO

Nov. 24/03 (2-1)

Nov. 22/03 (5-3)

Mar. 15/03

Ed Belfour (1-0)

Rick Vaive

Feb. 28/87

8 - Twice

### ATTENDANCE

19,608

### GOALTENDER

Raycroft/Luongo

### W GOAL

Daniel Sedin

### SHOTS BY PERIOD

	1st	2nd	3rd	OT	TOTAL
MAPLE LEAFS	14	10	12	0	36
CANUCKS	3	10	8	0	21

### MAPLE LEAFS

Power Play: 0-8 0.0% Penalty Killing: 5-10 50.0%

MAPLE LEAFS	GP	G	A	P	+/-	PIM	PP	SH
Bates Battaglia	1	1	0	1	1	6	0	0
Boyd Devereaux	1	0	1	1	1	0	0	0
Wade Belak	1	0	0	0	E	2	0	0
Brendan Bell	1	0	0	0	1	0	0	0
Carlo Colaiacovo	1	0	0	0	E	0	0	0
Hal Gill	1	0	0	0	1	2	0	0
Travis Green	1	0	0	0	E	0	0	0
Tomas Kaberle	1	0	0	0	-1	2	0	0
Chad Kilger	1	0	0	0	E	0	0	0
Pavel Kubina	1	0	0	0	-1	0	0	0
Bryan McCabe	1	0	0	0	E	2	0	0
Kris Newbury	1	0	0	0	1	0	0	0
Jeff O'Neill	1	0	0	0	-1	2	0	0
Ben Ondrus	1	0	0	0	E	0	0	0
John Pohl	1	0	0	0	E	0	0	0
Matt Stajan	1	0	0	0	E	0	0	0
Alex Steen	1	0	0	0	-1	2	0	0
Mats Sundin	1	0	0	0	-1	0	0	0

MAPLE LEAFS	GPI	MIN	W-L-O	GA	SA	SV	GAA	SV%
Andrew Raycroft	1	60	0-1-0	6	21	15	6.01	.714

## OPPONENTS



## 2006-07 SEASON SUMMARY

1 WIN

0 LOSSES

0 OT

### AT VANCOUVER

Oct. 27, 2006 Capitals 2 Canucks 3 SO

### GOALS BY PERIOD

	1st	2nd	3rd	OT	TOTAL
CAPITALS	0	2	0	0	2
CANUCKS	2	0	0	0	2

### CANUCKS

Power Play: 1-7 14.3% Penalty Killing: 3-4 75.0%

### CANUCKS

	GP	G	A	P	+/-	PIM	PP	SH
Jan Bulis	1	1	0	1	1	2	0	0
Taylor Pyatt	1	1	0	1	E	0	1	0
Lukas Krajicek	1	0	1	1	E	0	0	0
Brendan Morrison	1	0	1	1	0	0	0	0
Sami Salo	1	0	1	1	-1	2	0	0
Henrik Sedin	1	0	1	1	E	0	0	0
Kevin Bieksa	1	0	0	0	E	7	0	0
Luc Bourdon	1	0	0	0	E	2	0	0
Alex Burrows	1	0	0	0	E	0	0	0
Marc Chouinard	1	0	0	0	E	0	0	0
Matt Cooke	1	0	0	0	-1	0	0	0
Rory Fitzpatrick	1	0	0	0	1	0	0	0
Josh Green	1	0	0	0	E	0	0	0
Ryan Kesler	1	0	0	0	-1	0	0	0
Trevor Linden	1	0	0	0	E	0	0	0
Markus Naslund	1	0	0	0	1	2	0	0
Mattias Ohlund	1	0	0	0	-1	2	0	0
Daniel Sedin	1	0	0	0	E	0	0	0

### CANUCKS

	GPI	MIN	W-L-O	GA	SA	SV	GAA	SV%
Roberto Luongo	1	64	1-0-0	2	21	19	1.87	.905

### ATTENDANCE

18,630

### GOALTENDER

Kolzig/Luongo

### W GOAL

Markus Naslund

### SHOTS BY PERIOD

	1st	2nd	3rd	OT	TOTAL
CAPITALS	1	16	2	2	21
CANUCKS	16	11	15	2	44

### CAPITALS

Power Play: 1-4 25.0% Penalty Killing: 6-7 85.7%

### CAPITALS

	GP	G	A	P	+/-	PIM	PP	SH
Alexander Ovechkin	1	1	1	2	E	2	0	0
Dainius Zubrus	1	1	0	1	-1	0	1	0
Matt Bradley	1	0	1	1	1	2	0	0
Brian Pothier	1	0	1	1	E	0	0	0
Brian Sutherby	1	0	1	1	1	0	0	0
Kris Beech	1	0	0	0	E	0	0	0
Donald Brashear	1	0	0	0	E	0	0	0
Chris Clark	1	0	0	0	-1	7	0	0
Ben Clymer	1	0	0	0	E	0	0	0
Steve Eminger	1	0	0	0	E	0	0	0
Rico Fata	1	0	0	0	E	0	0	0
Mike Green	1	0	0	0	E	2	0	0
Jamie Heward	1	0	0	0	E	2	0	0
Jakub Klepis	1	0	0	0	E	2	0	0
Shaone Morrisson	1	0	0	0	E	2	0	0
Matt Pettinger	1	0	0	0	E	2	0	0
Alexander Semin	1	0	0	0	E	2	0	0
Richard Zednik	1	0	0	0	E	0	0	0

### CAPITALS

	GPI	MIN	W-L-O	GA	SA	SV	GAA	SV%
Olaf Kolzig	1	65	0-0-1	2	44	42	1.85	.955

### LAST

	VANCOUVER	WASHINGTON
Last Home Win:	Oct. 27/06 (3-2 SO)	Nov. 22/00 (3-2 OT)
Last Road Win:	Jan. 31/04 (6-1)	Feb. 14/01 (4-3 OT)
Last Shutout:	Mar. 23/03	Mar. 12/96
	Alex Auld (6-0)	Jim Carey (9-0)
Last Tie Game:	Feb. 10/96 (4-4 @ VAN)	
Last Shootout:	Oct. 27/06 (3-2 W @ VAN)	
Last Hat Trick:	Don Lever	Mike Gartner
	Feb. 1/75	Feb. 20/87
Most Goals:	7 - Twice	9 - Mar. 12/96
	VAN 0 vs WSH 9	
Canucks in OT:	0-4-6	
Canucks in SO:	1-0	



## SEASON BY SEASON HISTORY



# 1970.71 SEASON RECORD

## EAST DIVISION FINISH

6th (56 Points)

## COACH

Hal Laycoe

## GM

Norman Robert Poile

## CAPTAIN

Orland Kurtenbach

## SCORING

Player	GP	G	A	PTS	PIM
Boudrias	77	25	41	66	16
Maki	78	25	38	63	99
Paient	78	34	28	62	152
M. Hall	77	21	38	59	22
Tallon	78	14	42	56	58
Kurtenbach	52	21	32	53	84
Corrigan	76	21	28	49	103
Cullen	70	12	21	33	42
Popiel	78	10	22	32	61
Taylor	56	11	16	27	53
Johnson	66	15	11	26	16
Wilkins	70	5	18	23	131
Quinn	76	2	11	13	149
Doak	77	2	10	12	112
Schmautz	26	5	5	10	14
Rizzuto	37	3	4	7	16
Seguin	25	0	5	5	46

Player	GP	G	A	PTS	PIM
Schella	38	0	5	5	58
Lunde	20	1	3	4	2
Hatoum	26	1	3	4	21
Wiste	23	1	2	3	0
Young	11	0	2	2	25
Reaume	27	0	2	2	4
Sly	31	0	2	2	10
Ralph Stewart	3	0	1	1	0
Hargreaves	7	0	1	1	33
Block	1	0	0	0	0
Cook	2	0	0	0	0
Arbour	13	0	0	0	12
Wilson	35	0	0	0	18

Goaltender	GPI	MIN	GA	SO	AVG	W-L-T
Gardner	18	922	52	0	3.38	6-8-1
Hodge	35	1967	112	0	3.41	15-13-5
Wilson	35	1791	128	0	4.28	3-25-2

## RESULTS

No	Date	Opponent	Score	Record
1	Oct. 9	Los Angeles	1-3 L	0-1-0
2	Oct. 11	Toronto	5-3 W	1-1-0
3	Oct. 12	@ St. Louis	1-4 L	1-2-0
4	Oct. 14	@ Chicago	2-8 L	1-3-0
5	Oct. 15	@ Philadelphia	4-5 L	1-4-0
6	Oct. 18	Boston	3-5 L	1-5-0
7	Oct. 20	California	2-1 W	2-5-0
8	Oct. 23	St. Louis	1-1 T	2-5-1
9	Oct. 25	Pittsburgh	1-1 T	2-5-2
10	Oct. 27	Buffalo	7-2 W	3-5-2
11	Oct. 31	@ Montreal	3-6 L	3-6-2
12	Nov. 4	@ Pittsburgh	3-8 L	3-7-2
13	Nov. 5	@ Buffalo	4-1 W	4-7-2
14	Nov. 7	Toronto	3-2 W	5-7-2
15	Nov. 10	@ Boston	3-6 L	5-8-2
16	Nov. 11	@ Toronto	4-2 W	6-8-2
17	Nov. 14	@ Minnesota	3-3 T	6-8-3
18	Nov. 15	@ Chicago	2-4 L	6-9-3
19	Nov. 17	Detroit	2-5 L	6-10-3
20	Nov. 20	Los Angeles	7-1 W	7-10-3
21	Nov. 21	@ Los Angeles	3-1 W	8-10-3
22	Nov. 24	Minnesota	3-2 W	9-10-3
23	Nov. 26	@ Detroit	2-4 L	9-11-3
24	Nov. 28	@ St. Louis	1-5 L	9-12-3
25	Nov. 29	@ Philadelphia	2-4 L	9-13-3
26	Dec. 1	Philadelphia	5-4 W	10-13-3
27	Dec. 5	@ Pittsburgh	1-3 L	10-14-3
28	Dec. 6	@ New York	1-4 L	10-15-3
29	Dec. 8	New York	4-1 W	11-15-3
30	Dec. 9	@ California	1-6 L	11-16-3
31	Dec. 12	California	5-2 W	12-16-3
32	Dec. 15	Philadelphia	3-2 W	13-16-3
33	Dec. 18	Montreal	3-4 L	13-17-3
34	Dec. 20	@ New York	1-5 L	13-18-3
35	Dec. 23	@ Toronto	2-7 L	13-19-3
36	Dec. 26	Chicago	2-4 L	13-20-3
37	Dec. 30	@ Los Angeles	4-1 W	14-20-3
38	Jan. 2	St. Louis	1-3 L	14-21-3
39	Jan. 6	@ Montreal	3-7 L	14-22-3

No	Date	Opponent	Score	Record
40	Jan. 7	@ Boston	4-6 L	14-23-3
41	Jan. 9	@ St. Louis	2-2 T	14-23-4
42	Jan. 12	New York	2-4 L	14-24-4
43	Jan. 16	Pittsburgh	3-4 L	14-25-4
44	Jan. 17	@ California	3-1 W	15-25-4
45	Jan. 20	Toronto	1-5 L	15-26-4
46	Jan. 23	@ Pittsburgh	1-4 L	15-27-4
47	Jan. 24	@ Detroit	3-7 L	15-28-4
48	Jan. 26	Chicago	3-3 T	15-28-5
49	Jan. 29	Minnesota	1-2 L	15-29-5
50	Jan. 31	Buffalo	1-6 L	15-30-5
51	Feb. 2	Montreal	2-5 L	15-31-5
52	Feb. 6	New York	4-5 L	15-32-5
53	Feb. 9	Buffalo	6-3 W	16-32-5
54	Feb. 12	Detroit	5-3 W	17-32-5
55	Feb. 14	@ Chicago	1-3 L	17-33-5
56	Feb. 16	Boston	5-4 W	18-33-5
57	Feb. 19	Philadelphia	2-3 L	18-34-5
58	Feb. 22	Montreal	3-3 T	18-34-6
59	Feb. 25	@ Boston	3-8 L	18-35-6
60	Feb. 27	@ Philadelphia	1-8 L	18-36-6
61	Feb. 28	@ New York	2-4 L	18-37-6
62	Mar. 3	@ Toronto	1-3 L	18-38-6
63	Mar. 6	@ Minnesota	1-3 L	18-39-6
64	Mar. 7	@ Buffalo	3-6 L	18-40-6
65	Mar. 9	@ Montreal	3-3 T	18-40-7
66	Mar. 11	Detroit	7-3 W	19-40-7
67	Mar. 13	Boston	3-6 L	19-41-7
68	Mar. 16	Chicago	4-7 L	19-42-7
69	Mar. 19	Pittsburgh	6-4 W	20-42-7
70	Mar. 21	Minnesota	3-6 L	20-43-7
71	Mar. 23	St. Louis	4-1 W	21-43-7
72	Mar. 25	@ Detroit	3-4 L	21-44-7
73	Mar. 26	@ Buffalo	1-3 L	21-45-7
74	Mar. 28	California	11-5 W	22-45-7
75	Mar. 30	@ Minnesota	2-1 W	23-45-7
76	Mar. 31	@ Los Angeles	2-2 T	23-45-8
77	Apr. 2	@ California	7-2 W	24-45-8
78	Apr. 4	Los Angeles	2-4 L	24-46-8



## EAST DIVISION FINISH

7th (48 Points)

## COACH

Hal Laycoe

## GM

Norman Robert Poile

## CAPTAIN

Orland Kurtenbach

## SCORING

Player	GP	G	A	PTS	PIM
Boudrias	78	27	34	61	26
Kurtenbach	78	24	37	61	48
Guevremont	75	13	38	51	44
Balon	VAN 56	19	19	38	21
	NYR 19	4	5	9	2
Maki	76	22	25	47	43
Connelly	VAN 53	14	20	34	12
	STL 15	5	5	10	2
Tallon	69	17	27	44	78
Palement	69	10	19	29	117
Kearns	73	3	26	29	59
Schmautz	60	12	13	25	82
Taylor	69	9	13	22	88
Lemieux	42	7	9	16	4
Schella	77	2	13	15	166

Player	GP	G	A	PTS	PIM
Hall	32	6	6	12	6
Boddy	40	2	5	7	45
Wilkins	45	2	5	7	65
Corrigan	19	3	4	7	25
Ward	71	2	4	6	4
Lalonde	27	1	5	6	2
Quinn	57	2	3	5	63
Stewart	42	3	1	4	10
Johnson	11	1	3	4	0
Speck	18	1	2	3	0
Popiel	38	1	1	2	36
Doak	5	0	1	1	23
Wilson	53	0	0	0	15

Goaltender	GPI	MIN	GA	SO	AVG	W-L-T
Wilson	53	2870	173	1	3.61	16-30-3
Dyck	12	573	35	0	3.66	1-6-2
Gardner	24	1237	86	0	4.17	3-14-3

## RESULTS

No	Date	Opponent	Score	Record
1	Oct. 8	Toronto	2-3 L	0-1-0
2	Oct. 10	Los Angeles	3-4 L	0-2-0
3	Oct. 12	Philadelphia	3-2 W	1-2-0
4	Oct. 15	@ California	9-6 W	2-2-0
5	Oct. 16	Pittsburgh	1-2 L	2-3-0
6	Oct. 19	@ St. Louis	3-1 W	3-3-0
7	Oct. 20	@ Minnesota	0-7 L	3-4-0
8	Oct. 22	Montreal	0-6 L	3-5-0
9	Oct. 24	Boston	3-4 L	3-6-0
10	Oct. 27	@ Toronto	0-0 T	3-6-1
11	Oct. 28	@ Philadelphia	2-3 L	3-7-1
12	Oct. 30	Buffalo	4-4 T	3-7-2
13	Oct. 31	Chicago	6-2 W	4-7-2
14	Nov. 5	Pittsburgh	4-2 W	5-7-2
15	Nov. 6	New York	1-3 L	5-8-2
16	Nov. 10	@ Pittsburgh	1-3 L	5-9-2
17	Nov. 11	@ Philadelphia	3-4 L	5-10-2
18	Nov. 13	@ Toronto	2-2 T	5-10-3
19	Nov. 14	@ New York	1-6 L	5-11-3
20	Nov. 17	@ Chicago	0-3 L	5-12-3
21	Nov. 18	@ Boston	0-5 L	5-13-3
22	Nov. 21	Detroit	2-2 T	5-13-4
23	Nov. 23	Minnesota	1-2 L	5-14-4
24	Nov. 27	Buffalo	5-2 W	6-14-4
25	Nov. 30	Chicago	4-2 W	7-14-4
26	Dec. 4	@ Montreal	0-7 L	7-15-4
27	Dec. 5	@ New York	3-6 L	7-16-4
28	Dec. 7	St. Louis	2-1 W	8-16-4
29	Dec. 11	Boston	2-6 L	8-17-4
30	Dec. 14	Detroit	2-4 L	8-18-4
31	Dec. 17	Montreal	2-6 L	8-19-4
32	Dec. 19	@ Buffalo	1-5 L	8-20-4
33	Dec. 22	@ Detroit	0-3 L	8-21-4
34	Dec. 26	California	6-2 W	9-21-4
35	Dec. 29	@ Los Angeles	1-3 L	9-22-4
36	Jan. 2	Los Angeles	3-6 L	9-23-4
37	Jan. 5	@ Montreal	4-6 L	9-24-4
38	Jan. 8	@ Minnesota	5-1 W	10-24-4
39	Jan. 11	Minnesota	2-2 T	10-24-5

No	Date	Opponent	Score	Record
40	Jan. 14	@ California	3-5 L	10-25-5
41	Jan. 15	California	4-3 W	11-25-5
42	Jan. 19	@ Pittsburgh	6-1 W	12-25-5
43	Jan. 20	@ Buffalo	0-1 L	12-26-5
44	Jan. 22	New York	5-2 W	13-26-5
45	Jan. 27	@ Chicago	0-4 L	13-27-5
46	Jan. 29	Toronto	5-2 W	14-27-5
47	Jan. 30	California	0-2 L	14-28-5
48	Feb. 2	@ California	5-1 W	15-28-5
49	Feb. 4	Chicago	2-6 L	15-29-5
50	Feb. 6	Montreal	2-4 L	15-30-5
51	Feb. 8	Philadelphia	1-3 L	15-31-5
52	Feb. 10	@ Boston	1-9 L	15-32-5
53	Feb. 12	@ St. Louis	4-5 L	15-33-5
54	Feb. 13	@ Pittsburgh	4-6 L	15-34-5
55	Feb. 15	New York	1-5 L	15-35-5
56	Feb. 18	St. Louis	5-2 W	16-35-5
57	Feb. 19	@ Los Angeles	3-5 L	16-36-5
58	Feb. 22	Boston	3-4 L	16-37-5
59	Feb. 24	@ Detroit	0-2 L	16-38-5
60	Feb. 26	@ Toronto	1-7 L	16-39-5
61	Feb. 27	@ Chicago	3-3 T	16-39-6
62	Feb. 29	@ Detroit	2-8 L	16-40-6
63	Mar. 2	@ Boston	3-7 L	16-41-6
64	Mar. 4	@ Montreal	0-5 L	16-42-6
65	Mar. 5	@ New York	1-6 L	16-43-6
66	Mar. 8	Philadelphia	5-6 L	16-44-6
67	Mar. 10	Buffalo	3-2 W	17-44-6
68	Mar. 14	Pittsburgh	4-7 L	17-45-6
69	Mar. 16	@ Minnesota	2-6 L	17-46-6
70	Mar. 17	@ Buffalo	6-2 W	18-46-6
71	Mar. 19	St. Louis	3-3 T	18-46-7
72	Mar. 21	Detroit	5-7 L	18-47-7
73	Mar. 24	Toronto	5-3 W	19-47-7
74	Mar. 26	@ Philadelphia	1-4 L	19-48-7
75	Mar. 28	@ St. Louis	1-2 L	19-49-7
76	Mar. 29	@ Los Angeles	2-4 L	19-50-7
77	Mar. 31	Los Angeles	4-4 T	19-50-8
78	Apr. 2	Minnesota	4-1 W	20-50-8

# 1972.73 SEASON RECORD

## EAST DIVISION FINISH

7th (53 Points)

## COACH

Vic Stasiuk

## GM

Norman Robert Poile

## CAPTAIN

Orland Kurtenbach

## SCORING

Player	GP	G	A	PTS	PIM
Schmautz	77	38	33	71	137
Boudrias	77	30	40	70	24
Lemieux	78	17	35	52	41
Lalonde	77	20	27	47	32
Tannahill	78	22	21	43	21
Guevremont	78	16	26	42	46
Lever	78	12	26	38	49
Tallon	75	13	24	37	83
Wright	71	10	27	37	32
Kearns	72	4	33	37	51
O'Flaherty	78	13	17	30	29
Wilkins	76	11	17	28	133
Kurtenbach	47	9	19	28	38
Mair	NYI 49	2	11	13	41
	VAN 15	1	0	1	8

Player	GP	G	A	PTS	PIM
Boddy	74	3	11	14	70
Maki	26	3	10	13	6
McSheffrey	33	4	4	8	10
Hargreaves	59	1	6	7	72
Wilcox	31	3	2	5	15
Balon	57	3	2	5	22
Wilson	43	0	1	1	6
Homenuke	1	0	0	0	0
Bullock	4	0	0	0	2
Bolonchuk	15	0	0	0	6

Goaltender	GPI	MIN	GA	SO	AVG	W-L-T
Wilson	43	2432	159	1	3.94	13-21-5
Dyck	25	1297	98	1	4.53	5-17-1
Bullock	14	840	67	0	4.79	3-8-3
McLelland	2	120	10	0	5.00	1-1-0

## RESULTS

No	Date	Opponent	Score	Record
1	Oct. 7	California	3-2 W	1-0-0
2	Oct. 11	@ NY Rangers	3-5 L	1-1-0
3	Oct. 12	@ Philadelphia	3-7 L	1-2-0
4	Oct. 14	@ Minnesota	3-3 T	1-2-1
5	Oct. 17	Chicago	6-3 W	2-2-1
6	Oct. 19	@ Buffalo	0-6 L	2-3-1
7	Oct. 21	@ Montreal	3-5 L	2-4-1
8	Oct. 22	@ Boston	5-4 W	3-4-1
9	Oct. 24	Pittsburgh	0-4 L	3-5-1
10	Oct. 28	Atlanta	1-2 L	3-6-1
11	Oct. 31	@ Los Angeles	1-4 L	3-7-1
12	Nov. 3	NY Islanders	7-2 W	4-7-1
13	Nov. 5	Boston	2-4 L	4-8-1
14	Nov. 8	@ NY Rangers	2-5 L	4-9-1
15	Nov. 11	@ Pittsburgh	4-3 W	5-9-1
16	Nov. 12	@ Atlanta	1-3 L	5-10-1
17	Nov. 14	Detroit	3-3 T	5-10-2
18	Nov. 17	Los Angeles	8-4 W	6-10-2
19	Nov. 19	Buffalo	9-5 W	7-10-2
20	Nov. 21	@ St. Louis	2-4 L	7-11-2
21	Nov. 22	@ Chicago	2-5 L	7-12-2
22	Nov. 24	Montreal	1-9 L	7-13-2
23	Nov. 26	Minnesota	1-3 L	7-14-2
24	Nov. 28	NY Rangers	2-1 W	8-14-2
25	Dec. 1	St. Louis	2-6 L	8-15-2
26	Dec. 5	Toronto	2-5 L	8-16-2
27	Dec. 7	@ Atlanta	2-5 L	8-17-2
28	Dec. 9	@ Toronto	5-5 T	8-17-3
29	Dec. 10	@ Detroit	3-3 T	8-17-4
30	Dec. 12	Chicago	1-5 L	8-18-4
31	Dec. 15	Montreal	2-4 L	8-19-4
32	Dec. 16	California	4-3 W	9-19-4
33	Dec. 20	@ Buffalo	3-6 L	9-20-4
34	Dec. 21	@ NY Islanders	4-4 T	9-20-5
35	Dec. 23	@ Detroit	1-5 L	9-21-5
36	Dec. 26	California	4-3 W	10-21-5
37	Dec. 29	Philadelphia	4-4 T	10-21-6
38	Dec. 30	NY Islanders	5-2 W	11-21-6
39	Jan. 1	Boston	2-8 L	11-22-6

No	Date	Opponent	Score	Record
40	Jan. 3	@ California	3-11 L	11-23-6
41	Jan. 6	@ Pittsburgh	2-4 L	11-24-6
42	Jan. 7	@ Atlanta	2-5 L	11-25-6
43	Jan. 9	St. Louis	3-0 W	12-25-6
44	Jan. 12	Detroit	1-7 L	12-26-6
45	Jan. 14	Montreal	0-3 L	12-27-6
46	Jan. 16	Toronto	6-4 W	13-27-6
47	Jan. 19	Los Angeles	0-4 L	13-28-6
48	Jan. 20	NY Rangers	3-4 L	13-29-6
49	Jan. 24	@ Chicago	3-3 T	13-29-7
50	Jan. 26	NY Islanders	5-1 W	14-29-7
51	Jan. 27	St. Louis	1-3 L	14-30-7
52	Feb. 1	@ Philadelphia	4-5 L	14-31-7
53	Feb. 3	@ Toronto	2-1 W	15-31-7
54	Feb. 4	@ Detroit	2-8 L	15-32-7
55	Feb. 6	@ St. Louis	1-5 L	15-33-7
56	Feb. 9	Philadelphia	5-10 L	15-34-7
57	Feb. 11	@ Minnesota	3-6 L	15-35-7
58	Feb. 13	@ Boston	3-7 L	15-36-7
59	Feb. 14	@ Pittsburgh	2-6 L	15-37-7
60	Feb. 16	Atlanta	5-0 W	16-37-7
61	Feb. 17	Detroit	2-2 T	16-37-8
62	Feb. 20	Boston	6-7 L	16-38-8
63	Feb. 22	@ Buffalo	1-3 L	16-39-8
64	Feb. 24	@ Montreal	3-7 L	16-40-8
65	Feb. 28	@ Toronto	2-7 L	16-41-8
66	Mar. 3	@ NY Islanders	3-9 L	16-42-8
67	Mar. 4	@ NY Rangers	4-3 W	17-42-8
68	Mar. 9	Buffalo	5-2 W	18-42-8
69	Mar. 10	Chicago	2-4 L	18-43-8
70	Mar. 14	@ California	5-2 W	19-43-8
71	Mar. 16	Los Angeles	4-2 W	20-43-8
72	Mar. 17	Pittsburgh	6-1 W	21-43-8
73	Mar. 21	@ Montreal	2-3 L	21-44-8
74	Mar. 22	@ Philadelphia	0-9 L	21-45-8
75	Mar. 25	Toronto	7-4 W	22-45-8
76	Mar. 27	@ Minnesota	3-4 L	22-46-8
77	Mar. 30	Minnesota	3-3 T	22-46-9
78	Mar. 31	@ Los Angeles	3-6 L	22-47-9



## EAST DIVISION FINISH COACH

7th (59 Points)

Bill McCreary, Phil Maloney

## GM

Hal Laycoe

## CAPTAIN

Orland Kurtenbach

## SCORING

Player	GP	G	A	PTS	PIM
Boudrias	78	16	59	75	18
Vervegaert	78	26	31	57	25
Lever	78	23	25	48	28
Schmaltz	49	26	19	45	58
O'Flaherty	78	22	20	42	18
Guevremont	72	15	24	39	34
Dunn	68	11	22	33	76
Wilkins	78	3	28	31	123
Oddleifson	BOS 49	10	11	21	25
	VAN 21	3	5	8	19
Bordeleau	68	11	13	24	20
Dailey	76	7	17	24	143
Lemieux	72	5	17	22	23
Kurtenbach	52	8	13	21	30
Tannahill	33	8	12	20	4
Gould	BUF 30	4	2	6	2
	VAN 45	9	10	19	8
Kearns	52	4	13	17	30
McSheffrey	54	9	3	12	34
Boddy	53	2	10	12	59
Korab	31	4	7	11	64

Player	GP	G	A	PTS	PIM	
Pratt	BUF 33	0	7	7	52	
	VAN 45	3	8	11	44	
Lalonde	36	3	4	7	18	
Wright	20	3	3	6	11	
Mair	6	1	3	4	0	
Lampman	STL 15	1	0	1	0	
	VAN 14	1	0	1	0	
Seguin	1	1	0	1	0	
McCord	3	0	0	0	6	
Sobchuk	1	0	0	0	0	
Folco	2	0	0	0	0	
Gloor	2	0	0	0	0	
L. Gould	2	0	0	0	0	
Stone	2	0	0	0	0	
O'Neil	5	0	0	0	0	
Caron	10	0	0	0	2	
Smith	65	0	0	0	47	
Goaltender	GPI	MIN	GA	SO	AVG	W-L-T
Smith	65	3632	208	3	3.44	20-33-8
Dyck	12	583	45	0	4.63	2-5-2
Caron	10	465	38	0	4.90	2-5-1

## RESULTS

No	Date	Opponent	Score	Record
1	Oct. 10	@ Boston	4-6 L	0-1-0
2	Oct. 13	@ Montreal	4-3 L	0-2-0
3	Oct. 14	@ Buffalo	3-1 W	1-2-0
4	Oct. 17	@ Chicago	0-5 L	1-3-0
5	Oct. 19	Philadelphia	2-1 W	2-3-0
6	Oct. 23	Atlanta	3-0 W	3-3-0
7	Oct. 26	Detroit	8-3 W	4-3-0
8	Oct. 30	NY Rangers	3-3 T	4-3-1
9	Nov. 2	St. Louis	1-3 L	4-4-1
10	Nov. 6	Buffalo	3-2 W	5-4-1
11	Nov. 9	Chicago	0-4 L	5-5-1
12	Nov. 11	@ Boston	2-4 L	5-6-1
13	Nov. 13	@ St. Louis	1-6 L	5-7-1
14	Nov. 14	@ Minnesota	3-6 L	5-8-1
15	Nov. 16	Toronto	3-3 T	5-8-2
16	Nov. 17	Philadelphia	2-2 T	5-8-3
17	Nov. 21	@ Pittsburgh	4-5 L	5-9-3
18	Nov. 23	@ Atlanta	1-4 L	5-10-3
19	Nov. 25	@ NY Rangers	0-5 L	5-11-3
20	Nov. 27	@ St. Louis	2-2 T	5-11-4
21	Nov. 30	Minnesota	4-5 L	5-12-4
22	Dec. 4	Los Angeles	2-3 L	5-13-4
23	Dec. 7	Atlanta	0-2 L	5-14-4
24	Dec. 8	Pittsburgh	3-2 W	6-14-4
25	Dec. 11	Montreal	2-2 T	6-14-5
26	Dec. 15	@ Boston	2-7 L	6-15-5
27	Dec. 16	@ Detroit	5-7 L	6-16-5
28	Dec. 18	@ NY Islanders	2-2 T	6-16-6
29	Dec. 20	@ Philadelphia	3-9 L	6-17-6
30	Dec. 22	@ Toronto	6-4 W	7-17-6
31	Dec. 23	@ Chicago	2-6 L	7-18-6
32	Dec. 26	California	6-4 W	8-18-6
33	Dec. 28	Minnesota	3-5 L	8-19-6
34	Dec. 29	NY Islanders	3-4 L	8-20-6
35	Jan. 1	Boston	2-2 T	8-20-7
36	Jan. 3	@ NY Islanders	3-5 L	8-21-7
37	Jan. 5	@ Montreal	3-5 L	8-22-7
38	Jan. 6	@ Buffalo	3-6 L	8-23-7
39	Jan. 8	St. Louis	1-3 L	8-24-7

No	Date	Opponent	Score	Record
40	Jan. 11	@ California	3-2 W	9-24-7
41	Jan. 12	NY Rangers	1-6 L	9-25-7
42	Jan. 15	Toronto	4-2 W	10-25-7
43	Jan. 18	Pittsburgh	2-6 L	10-26-7
44	Jan. 20	@ Chicago	2-7 L	10-27-7
45	Jan. 22	Philadelphia	2-3 L	10-28-7
46	Jan. 25	Minnesota	4-5 L	10-29-7
47	Jan. 27	@ Buffalo	3-2 W	11-29-7
48	Jan. 30	@ Detroit	7-3 W	12-29-7
49	Feb. 2	NY Islanders	2-2 T	12-29-8
50	Feb. 6	@ California	2-4 L	12-30-8
51	Feb. 9	Detroit	5-4 W	13-30-8
52	Feb. 10	Buffalo	5-2 W	14-30-8
53	Feb. 12	@ St. Louis	3-2 W	15-30-8
54	Feb. 13	@ Minnesota	3-3 T	15-30-9
55	Feb. 15	Boston	2-4 L	15-31-9
56	Feb. 16	NY Rangers	4-9 L	15-32-9
57	Feb. 19	@ Los Angeles	4-3 W	16-32-9
58	Feb. 21	@ Montreal	2-5 L	16-33-9
59	Feb. 23	@ Toronto	4-3 W	17-33-9
60	Feb. 26	@ NY Islanders	1-1 T	17-33-10
61	Feb. 27	@ NY Rangers	2-4 L	17-34-10
62	Mar. 2	@ Pittsburgh	1-6 L	17-35-10
63	Mar. 3	@ Atlanta	3-5 L	17-36-10
64	Mar. 8	Buffalo	2-4 L	17-37-10
65	Mar. 9	Chicago	4-4 T	17-37-11
66	Mar. 12	Detroit	1-2 L	17-38-11
67	Mar. 15	Atlanta	3-0 W	18-38-11
68	Mar. 16	Pittsburgh	6-8 L	18-39-11
69	Mar. 20	@ NY Rangers	7-5 W	19-39-11
70	Mar. 21	@ Philadelphia	1-3 L	19-40-11
71	Mar. 23	@ Los Angeles	0-5 L	19-41-11
72	Mar. 24	Toronto	3-2 W	20-41-11
73	Mar. 26	Montreal	3-4 L	20-42-11
74	Mar. 30	NY Islanders	4-2 W	21-42-11
75	Mar. 31	California	7-0 W	22-42-11
76	Apr. 3	@ California	4-1 W	23-42-11
77	Apr. 5	Los Angeles	5-2 W	24-42-11
78	Apr. 6	@ Los Angeles	1-11 L	24-43-11

# 1974.75 SEASON RECORD

## SMYTHE DIVISION FINISH

1st (86 Points)

## COACH

Phil Maloney

## GM

Phil Maloney

## CAPTAIN

Alternates Only

## SCORING

Player	GP	G	A	PTS	PIM
Boudrias	77	16	62	78	46
Lever	80	38	30	68	49
Gould	78	34	31	65	27
Ververgaert	57	19	32	51	25
Oddleifson	60	16	35	51	54
Bordeleau	67	17	31	48	21
Dailey	70	12	36	48	103
Lalonde	74	17	30	47	48
O'Flaherty	80	25	17	42	37
Monahan	79	14	20	34	51
Rocheport	76	18	11	29	2
Robitaille	69	12	15	27	20
Boddy	66	2	23	25	31
Meehan	57	10	15	25	4
DeMarco	PIT 8	2	1	3	4
	VAN 61	10	14	24	21
Pratt	79	5	17	22	145
Grisdale	60	1	12	13	95

Player	GP	G	A	PTS	PIM
Kearns	49	1	11	12	31
Sedlbauer	26	3	4	7	17
Murray	ATL 42	3	3	6	22
	VAN 13	1	5	6	8
Snepsts	27	1	2	3	30
Mair	2	0	1	1	0
Smith	72	0	1	1	33
Wilkins	7	0	1	1	6
Guevremont	2	0	0	0	0
Dunn	1	0	0	0	11
Wiley	1	0	0	0	0
Hurlburt	1	0	0	0	2
Wilcox	2	0	0	0	0
Lockett	25	0	0	0	2

Goaltender	GPI	MIN	GA	SO	AVG	W-L-T
Smith	72	3828	197	6	3.09	32-24-9
Lockett	25	912	48	2	3.16	6-7-1
Bullock	1	60	4	0	4.00	0-1-0

## RESULTS

No	Date	Opponent	Score	Record
1	Oct. 9	Atlanta	3-3 T	0-0-1
2	Oct. 12	St. Louis	3-5 L	0-1-1
3	Oct. 15	@ St. Louis	6-4 W	1-1-1
4	Oct. 16	@ Minnesota	1-1 T	1-1-2
5	Oct. 19	@ Toronto	5-4 W	2-1-2
6	Oct. 20	@ NY Rangers	1-0 W	3-1-2
7	Oct. 22	Minnesota	2-3 L	3-2-2
8	Oct. 25	Kansas City	5-3 W	4-2-2
9	Oct. 26	Philadelphia	2-3 L	4-3-2
10	Oct. 29	Detroit	7-0 W	5-3-2
11	Nov. 1	Pittsburgh	7-4 W	6-3-2
12	Nov. 5	NY Rangers	2-1 W	7-3-2
13	Nov. 7	@ Kansas City	6-4 W	8-3-2
14	Nov. 9	@ Montreal	3-4 L	8-4-2
15	Nov. 10	@ Detroit	4-2 W	9-4-2
16	Nov. 12	Chicago	1-0 W	10-4-2
17	Nov. 15	Los Angeles	2-2 T	10-4-3
18	Nov. 16	Toronto	5-2 W	11-4-3
19	Nov. 19	St. Louis	6-3 W	12-4-3
20	Nov. 21	@ Philadelphia	4-3 W	13-4-3
21	Nov. 23	@ NY Islanders	3-3 T	13-4-4
22	Nov. 24	@ Boston	4-7 L	13-5-4
23	Nov. 26	@ Kansas City	3-4 L	13-6-4
24	Nov. 27	@ St. Louis	6-1 W	14-6-4
25	Nov. 30	NY Islanders	3-0 W	15-6-4
26	Dec. 3	Minnesota	6-5 W	16-6-4
27	Dec. 6	Atlanta	7-5 W	17-6-4
28	Dec. 8	@ Detroit	2-4 L	17-7-4
29	Dec. 10	California	3-0 W	18-7-4
30	Dec. 12	@ Buffalo	5-3 W	19-7-4
31	Dec. 14	@ Kansas City	2-2 T	19-7-5
32	Dec. 15	@ Chicago	2-4 L	19-8-5
33	Dec. 17	Washington	4-2 W	20-8-5
34	Dec. 20	Montreal	1-6 L	20-9-5
35	Dec. 22	@ California	6-4 W	21-9-5
36	Dec. 26	@ Los Angeles	1-5 L	21-10-5
37	Dec. 28	Boston	6-4 W	22-10-5
38	Jan. 1	Philadelphia	0-2 L	22-11-5
39	Jan. 4	@ Pittsburgh	3-4 L	22-12-5
40	Jan. 5	@ NY Rangers	2-6 L	22-13-5

No	Date	Opponent	Score	Record
41	Jan. 8	@ Toronto	4-6 L	22-14-5
42	Jan. 9	@ Boston	1-5 L	22-15-5
43	Jan. 12	@ Buffalo	1-5 L	22-16-5
44	Jan. 15	@ Chicago	1-2 L	22-17-5
45	Jan. 17	Buffalo	2-4 L	22-18-5
46	Jan. 18	NY Rangers	2-3 L	22-19-5
47	Jan. 23	@ Washington	3-2 W	23-19-5
48	Jan. 24	@ Atlanta	4-1 W	24-19-5
49	Jan. 26	Toronto	6-4 W	25-19-5
50	Jan. 28	Montreal	1-3 L	25-20-5
51	Feb. 1	Washington	5-2 W	26-20-5
52	Feb. 4	Pittsburgh	2-3 L	26-21-5
53	Feb. 7	Chicago	3-1 W	27-21-5
54	Feb. 11	Kansas City	4-0 W	28-21-5
55	Feb. 14	Detroit	5-4 W	29-21-5
56	Feb. 15	Atlanta	3-3 T	29-21-6
57	Feb. 18	Boston	1-3 L	29-22-6
58	Feb. 21	@ NY Islanders	4-1 W	30-22-6
59	Feb. 22	@ Minnesota	1-4 L	30-23-6
60	Feb. 26	@ Montreal	3-4 L	30-24-6
61	Feb. 27	@ Philadelphia	1-3 L	30-25-6
62	Mar. 1	@ Pittsburgh	3-7 L	30-26-6
63	Mar. 2	@ Washington	7-3 W	31-26-6
64	Mar. 4	@ Minnesota	4-6 L	31-27-6
65	Mar. 5	@ St. Louis	2-5 L	31-28-6
66	Mar. 7	Chicago	2-1 W	32-28-6
67	Mar. 8	NY Islanders	5-7 L	32-29-6
68	Mar. 11	Kansas City	3-3 T	32-29-7
69	Mar. 14	Buffalo	5-1 W	33-29-7
70	Mar. 16	@ Chicago	4-3 W	34-29-7
71	Mar. 18	@ NY Islanders	4-4 T	34-29-8
72	Mar. 19	@ NY Rangers	0-3 L	34-30-8
73	Mar. 21	@ Atlanta	4-12 L	34-31-8
74	Mar. 23	St. Louis	3-3 T	34-31-9
75	Mar. 25	Philadelphia	3-5 L	34-32-9
76	Mar. 28	Los Angeles	4-2 W	35-32-9
77	Mar. 29	@ Los Angeles	3-3 T	35-32-10
78	Apr. 1	California	7-0 W	36-32-10
79	Apr. 2	@ California	3-0 W	37-32-10
80	Apr. 4	Minnesota	4-1 W	38-32-10

## SMYTHE DIVISION FINISH

2nd (81 Points)

## COACH

Phil Maloney

## GM

Phil Maloney

## CAPTAIN

Andre Boudrias

## SCORING

Player	GP	G	A	PTS	PIM
Vervaeert	80	37	34	71	53
Lever	80	25	40	65	93
Oddleifson	80	16	46	62	88
Gould	70	32	27	59	16
Blight	74	25	31	56	29
Kearns	80	5	46	51	48
Lalonde	71	14	36	50	46
Dailey	67	15	24	39	119
O'Flaherty	68	20	18	38	47
Boudrias	71	7	31	38	10
Monahan	66	16	17	33	39
Sedlbauer	56	19	13	32	66
Robitaille	71	8	19	27	69
Snepets	78	3	15	18	125
Bordeleau	48	5	12	17	6
Walton	10	8	8	16	9

Player	GP	G	A	PTS	PIM
Boddy	34	5	6	11	33
DeMarco	34	3	8	11	2
Richardson	24	3	6	9	19
Grisdale	38	2	6	8	54
Murray	65	2	5	7	28
Pratt	52	1	5	6	72
Rochefort	11	0	3	3	0
Smith	51	0	1	1	24
Gassoff	4	0	0	0	5
Lockett	30	0	0	0	6
Ridley	9	0	0	0	0
Wiley	2	0	0	0	2

Goaltender	GPI	MIN	GA	SO	AVG	W-L-T
Ridley	9	500	19	1	2.28	6-0-2
Lockett	30	1436	83	0	3.47	7-8-7
Smith	51	2864	167	2	3.50	20-24-6

## RESULTS

No	Date	Opponent	Score	Record
1	Oct. 8	@ Minnesota	3-2 W	1-0-0
2	Oct. 11	@ Kansas City	2-4 L	1-1-0
3	Oct. 12	@ Chicago	0-3 L	1-2-0
4	Oct. 14	Washington	7-2 W	2-2-0
5	Oct. 17	Los Angeles	3-5 L	2-3-0
6	Oct. 19	@ NY Rangers	1-8 L	2-4-0
7	Oct. 21	@ NY Islanders	5-5 T	2-4-1
8	Oct. 22	@ Toronto	2-3 L	2-5-1
9	Oct. 24	Minnesota	4-2 W	3-5-1
10	Oct. 28	Atlanta	2-3 L	3-6-1
11	Oct. 30	@ Buffalo	4-4 T	3-6-2
12	Nov. 1	@ St. Louis	3-3 T	3-6-3
13	Nov. 2	@ Chicago	1-6 L	3-7-3
14	Nov. 4	NY Rangers	2-4 L	3-8-3
15	Nov. 8	Boston	4-2 W	4-8-3
16	Nov. 11	Toronto	3-2 W	5-8-3
17	Nov. 15	NY Islanders	4-3 W	6-8-3
18	Nov. 18	@ Atlanta	2-2 T	6-8-4
19	Nov. 19	@ Washington	5-2 W	7-8-4
20	Nov. 22	Chicago	1-1 T	7-8-5
21	Nov. 25	Buffalo	5-0 W	8-8-5
22	Nov. 26	@ California	1-2 L	8-9-5
23	Nov. 29	@ Montreal	4-6 L	8-10-5
24	Nov. 30	@ Philadelphia	3-5 L	8-11-5
25	Dec. 3	Detroit	9-1 W	9-11-5
26	Dec. 5	Atlanta	2-6 L	9-12-5
27	Dec. 9	St. Louis	5-3 W	10-12-5
28	Dec. 14	@ Boston	2-3 L	10-13-5
29	Dec. 17	@ Kansas City	5-6 L	10-14-5
30	Dec. 19	Pittsburgh	5-1 W	11-14-5
31	Dec. 20	Montreal	2-2 T	11-14-6
32	Dec. 27	@ St. Louis	2-4 L	11-15-6
33	Dec. 28	@ Detroit	3-2 W	12-15-6
34	Dec. 30	Kansas City	5-2 W	13-15-6
35	Jan. 2	Boston	4-4 T	13-15-7
36	Jan. 4	@ Detroit	4-3 W	14-15-7
37	Jan. 6	@ Washington	5-3 W	15-15-7
38	Jan. 8	@ Buffalo	5-8 L	15-16-7
39	Jan. 10	@ Pittsburgh	3-3 T	15-16-8
40	Jan. 11	@ Atlanta	2-5 L	15-17-8

\*Ppd. from Dec. 12

No	Date	Opponent	Score	Record
41	Jan. 14	NY Rangers	5-1 W	16-17-8
42	Jan. 16	Chicago	1-2 L	16-18-8
43	Jan. 17	California	3-5 L	16-19-8
44	Jan. 21	@ Minnesota	1-5 L	16-20-8
45	Jan. 23	Minnesota	8-3 W	17-20-8
46	Jan. 24	Toronto	5-5 T	17-20-9
47	Jan. 27	Montreal	2-2 T	17-20-10
48	Jan. 30	Washington	4-2 W	18-20-10
49	Feb. 1	@ Chicago	3-2 W	19-20-10
50	Feb. 3	Buffalo	2-1 W	20-20-10
51	Feb. 5	@ Philadelphia	1-6 L	20-21-10
52	Feb. 6	@ St. Louis	3-5 L	20-22-10
53	Feb. 8	Pittsburgh	3-7 L	20-23-10
54	Feb. 10	NY Islanders	3-2 W	21-23-10
55	Feb. 12	@ Montreal	6-4 W	22-23-10
56	Feb. 14	@ Toronto	4-3 W	23-23-10
57	Feb. 17	Philadelphia	2-2 T	23-23-11
58	Feb. 18*	Philadelphia	4-6 L	23-24-11
59	Feb. 20	Minnesota	7-0 W	24-24-11
60	Feb. 21	St. Louis	5-4 W	25-24-11
61	Feb. 24	Chicago	1-4 L	25-25-11
62	Feb. 28	@ Pittsburgh	4-5 L	25-26-11
63	Feb. 29	@ Boston	3-5 L	25-27-11
64	Mar. 3	@ NY Rangers	3-3 T	25-27-12
65	Mar. 4	@ NY Islanders	3-3 T	25-27-13
66	Mar. 6	@ Kansas City	5-3 W	26-27-13
67	Mar. 7	@ Minnesota	4-3 W	27-27-13
68	Mar. 9	@ Los Angeles	1-6 L	27-28-13
69	Mar. 10	Kansas City	3-1 W	28-28-13
70	Mar. 13	NY Rangers	3-7 L	28-29-13
71	Mar. 16	Detroit	4-2 W	29-29-13
72	Mar. 18	@ Philadelphia	2-3 L	29-30-13
73	Mar. 19	@ Atlanta	2-2 T	29-30-14
74	Mar. 21	St. Louis	2-5 L	29-31-14
75	Mar. 23	NY Islanders	5-2 W	30-31-14
76	Mar. 26	Los Angeles	4-3 W	31-31-14
77	Mar. 27	@ Los Angeles	3-7 L	31-32-14
78	Mar. 30	California	4-4 T	31-32-15
79	Apr. 2	@ California	5-0 W	32-32-15
80	Apr. 4	Kansas City	5-2 W	33-32-15

# 1976.77 SEASON RECORD

## SMYTHE DIVISION FINISH

4th (63 Points)

## COACH

Phil Maloney, Orland Kurtenbach Phil Maloney

## GM

## CAPTAIN

Chris Oddleifson

## SCORING

Player	GP	G	A	PTS	PIM
Blight	78	28	40	68	32
Kearns	80	5	55	60	60
Lever	80	27	30	57	28
Ververgaert	79	27	18	45	38
Monahan	76	18	26	44	48
Graves	ATL 25	8	5	13	17
	VAN 54	10	20	30	17
Oddleifson	80	14	26	40	81
Sedlbauer	70	18	20	38	29
Sanderson	STL 32	8	13	21	26
	VAN 16	7	9	16	30
Lalonde	68	17	15	32	39
Walton	40	7	24	31	32
O'Flaherty	72	12	12	24	20
Goodenough	PHI 32	4	13	17	21
	VAN 30	2	4	6	27
Snepsts	79	4	18	22	149
Dailey	44	4	16	20	52
Spruce	51	9	6	15	37
Carriere	ATL 25	2	3	5	16
	VAN 49	1	9	10	55

Player	GP	G	A	PTS	PIM	
J. Gould	25	7	8	15	2	
Ralph Stewart	34	6	8	14	4	
McIlhargey	PHI 40	2	1	3	164	
	VAN 21	1	7	8	61	
Gasso	37	6	4	10	35	
Wiley	34	4	6	10	4	
Robitaille	40	0	9	9	21	
Fortier	58	1	3	4	125	
Grisdale	20	0	2	2	20	
Maniago	47	0	1	1	0	
Bullock	1	0	0	0	0	
Manno	2	0	0	0	0	
Flockhart	5	0	0	0	0	
Murray	12	0	0	0	6	
Ridley	37	0	0	0	4	
Goaltender	GPI	MIN	GA	SO	AVG	W-L-T
Maniago	47	2699	151	1	3.36	17-21-9
Ridley	37	2074	134	0	3.88	8-21-4
Bullock	1	27	3	0	6.67	0-0-0

## RESULTS

No	Date	Opponent	Score	Record
1	Oct. 6	@ Pittsburgh	5-9 L	0-1-0
2	Oct. 9	@ Montreal	0-3 L	0-2-0
3	Oct. 10	@ Chicago	1-5 L	0-3-0
4	Oct. 13	Washington	4-1 W	1-3-0
5	Oct. 16	St. Louis	3-6 L	1-4-0
6	Oct. 19	@ NY Islanders	1-6 L	1-5-0
7	Oct. 20	@ Buffalo	0-4 L	1-6-0
8	Oct. 22	@ Atlanta	5-3 W	2-6-0
9	Oct. 24	@ NY Rangers	5-4 W	3-6-0
10	Oct. 26	@ St. Louis	2-5 L	3-7-0
11	Oct. 28	Cleveland	3-1 W	4-7-0
12	Oct. 30	Atlanta	3-3 T	4-7-1
13	Nov. 1	NY Islanders	2-3 L	4-8-1
14	Nov. 3	NY Rangers	1-6 L	4-9-1
15	Nov. 5	Los Angeles	4-1 W	5-9-1
16	Nov. 7	@ Boston	1-3 L	5-10-1
17	Nov. 9	@ Washington	2-4 L	5-11-1
18	Nov. 11	@ Philadelphia	4-6 L	5-12-1
19	Nov. 13	Toronto	0-3 L	5-13-1
20	Nov. 17	Buffalo	2-3 L	5-14-1
21	Nov. 19	NY Islanders	4-6 L	5-15-1
22	Nov. 22	NY Rangers	2-3 L	5-16-1
23	Nov. 24	@ Buffalo	4-4 T	5-16-2
24	Nov. 25	@ Boston	2-4 L	5-17-2
25	Nov. 27	Chicago	4-3 W	6-17-2
26	Dec. 1	Detroit	2-5 L	6-18-2
27	Dec. 3	@ Colorado	2-3 L	6-19-2
28	Dec. 5	@ Chicago	4-2 W	7-19-2
29	Dec. 7	@ Washington	3-4 L	7-20-2
30	Dec. 8	@ Toronto	4-3 W	8-20-2
31	Dec. 11	Colorado	4-4 T	8-20-3
32	Dec. 14	Buffalo	3-6 L	8-21-3
33	Dec. 16	@ Detroit	3-7 L	8-22-3
34	Dec. 18	@ Minnesota	3-1 W	9-22-3
35	Dec. 20	Montreal	4-5 L	9-23-3
36	Dec. 22	@ Los Angeles	3-2 W	10-23-3
37	Dec. 23	St. Louis	2-4 L	10-24-3
38	Dec. 27	Philadelphia	1-5 L	10-25-3
39	Dec. 29	Boston	1-8 L	10-26-3
40	Jan. 1	@ NY Islanders	5-1 W	11-26-3

No	Date	Opponent	Score	Record
41	Jan. 2	@ NY Rangers	3-5 L	11-27-3
42	Jan. 4	@ Pittsburgh	2-2 T	11-27-4
43	Jan. 5	@ Atlanta	1-4 L	11-28-4
44	Jan. 7	@ Cleveland	4-8 L	11-29-4
45	Jan. 8	@ St. Louis	5-2 W	12-29-4
46	Jan. 12	Minnesota	5-3 W	13-29-4
47	Jan. 15	Cleveland	2-4 L	13-30-4
48	Jan. 19	Pittsburgh	0-3 L	13-31-4
49	Jan. 21	Toronto	1-3 L	13-32-4
50	Jan. 23	NY Rangers	6-2 W	14-32-4
51	Jan. 27	Chicago	1-1 T	14-32-5
52	Jan. 29	Minnesota	4-3 W	15-32-5
53	Feb. 3	Montreal	4-6 L	15-33-5
54	Feb. 5	@ Minnesota	5-5 T	15-33-6
55	Feb. 6	@ Detroit	2-3 L	15-34-6
56	Feb. 9	@ Montreal	0-6 L	15-35-6
57	Feb. 11	Pittsburgh	3-2 W	16-35-6
58	Feb. 14	NY Islanders	1-2 L	16-36-6
59	Feb. 16	Boston	3-7 L	16-37-6
60	Feb. 19	Atlanta	5-1 W	17-37-6
61	Feb. 21	St. Louis	0-4 L	17-38-6
62	Feb. 24	@ Los Angeles	2-2 T	17-38-7
63	Feb. 26	@ Minnesota	0-3 L	17-39-7
64	Feb. 27	@ Chicago	4-3 W	18-39-7
65	Mar. 2	@ Atlanta	2-1 W	19-39-7
66	Mar. 3	@ Philadelphia	2-5 L	19-40-7
67	Mar. 5	@ Toronto	4-4 T	19-40-8
68	Mar. 9	Washington	5-2 W	20-40-8
69	Mar. 10	Chicago	5-0 W	21-40-8
70	Mar. 12	Colorado	2-2 T	21-40-9
71	Mar. 13	@ Colorado	6-2 W	22-40-9
72	Mar. 15	Detroit	7-1 W	23-40-9
73	Mar. 19	@ St. Louis	4-4 T	23-40-10
74	Mar. 20	@ Colorado	4-1 W	24-40-10
75	Mar. 22	Philadelphia	4-4 T	24-40-11
76	Mar. 25	@ Cleveland	4-4 T	24-40-12
77	Mar. 26	@ Philadelphia	3-9 L	24-41-12
78	Mar. 29	Los Angeles	3-3 T	24-41-13
79	Apr. 1	Colorado	3-6 L	24-42-13
80	Apr. 3	Minnesota	6-3 W	25-42-13



## SMYTHE DIVISION FINISH

3rd (57 Points)

## COACH

Orland Kurtenbach

## GM

Jake Milford

## CAPTAIN

Don Lever

## SCORING

Player	GP	G	A	PTS	PIM
Walton	65	29	37	66	30
Blight	80	25	38	63	33
Vervegaert	80	21	33	54	23
Lever	75	17	32	49	58
Martin	CHI 7	1	1	2	0
	VAN 67	15	31	46	36
Graves	80	21	26	47	18
Kearns	80	4	43	47	27
Gillis	79	23	18	41	35
Oddleifson	78	17	22	39	64
Sedlbauer	62	18	12	30	25
Monahan	67	10	19	29	28
Alexander	32	8	18	26	6
Snepsts	75	4	16	20	118
Manno	49	5	14	19	29
O'Flaherty	59	6	11	17	15
Gassoff	47	9	6	15	70
Grisdale	42	0	9	9	47
McIlhargey	69	3	5	8	172

Player	GP	G	A	PTS	PIM	
Kannegiesser	42	1	7	8	36	
Goodenough	42	1	6	7	28	
Ralph Stewart	16	2	3	5	0	
McCarthy	PHI 22	1	2	3	21	
	VAN 1	0	0	0	0	
Carriere	7	0	3	3	11	
Callander	PHI 15	2	1	3	5	
	VAN 17	2	0	2	2	
Flockhart	24	0	1	1	12	
Ridley	40	0	1	1	9	
Veysey	1	0	0	0	0	
Bannerman	1	0	0	0	0	
Hanlon	4	0	0	0	2	
Maniago	46	0	0	0	18	
Goaltender	GPI	MIN	GA	SO	AVG	W-L-T
Bannerman	1	20	0	0	0.00	0-0-0
Hanlon	4	200	9	0	2.70	1-2-1
Maniago	46	2570	172	1	4.02	10-24-8
Ridley	40	2010	136	0	4.06	9-17-8

## RESULTS

No	Date	Opponent	Score	Record
1	Oct. 12	@ NY Rangers	3-6 L	0-1-0
2	Oct. 14	@ Colorado	4-4 T	0-1-1
3	Oct. 15	@ Minnesota	5-3 W	1-1-1
4	Oct. 18	Detroit	3-2 W	2-1-1
5	Oct. 23	Boston	3-3 T	2-1-2
6	Oct. 25	Los Angeles	3-1 W	3-1-2
7	Oct. 27	NY Islanders	2-3 L	3-2-2
8	Oct. 29	Colorado	2-6 L	3-3-2
9	Nov. 2	Toronto	1-5 L	3-4-2
10	Nov. 4	NY Rangers	1-5 L	3-5-2
11	Nov. 6	@ Philadelphia	2-3 L	3-6-2
12	Nov. 8	@ Colorado	2-6 L	3-7-2
13	Nov. 9	@ St. Louis	6-8 L	3-8-2
14	Nov. 11	Minnesota	4-2 W	4-8-2
15	Nov. 15	Cleveland	5-4 W	5-8-2
16	Nov. 17	@ Boston	4-4 T	5-8-3
17	Nov. 19	@ NY Islanders	2-9 L	5-9-3
18	Nov. 20	@ NY Rangers	3-0 W	6-9-3
19	Nov. 22	Pittsburgh	3-3 T	6-9-4
20	Nov. 26	Chicago	2-2 T	6-9-5
21	Nov. 29	Philadelphia	0-3 L	6-10-5
22	Dec. 2	Atlanta	3-2 W	7-10-5
23	Dec. 4	@ Chicago	6-2 W	8-10-5
24	Dec. 6	@ Washington	5-2 W	9-10-5
25	Dec. 7	@ Atlanta	2-2 T	9-10-6
26	Dec. 10	@ Montreal	2-7 L	9-11-6
27	Dec. 11	@ Buffalo	0-3 L	9-12-6
28	Dec. 13	Washington	3-1 W	10-12-6
29	Dec. 17	Buffalo	5-5 T	10-12-7
30	Dec. 19	@ Los Angeles	10-13-7	
31	Dec. 20	Atlanta	2-2 T	10-13-8
32	Dec. 23	Minnesota	5-7 L	10-14-8
33	Dec. 27	NY Islanders	2-4 L	10-15-8
34	Dec. 30	Colorado	2-2 T	10-15-9
35	Jan. 1	@ Chicago	3-2 W	11-15-9
36	Jan. 3	@ NY Islanders	1-8 L	11-16-9
37	Jan. 4	@ Pittsburgh	3-4 L	11-17-9
38	Jan. 6	@ Cleveland	1-6 L	11-18-9
39	Jan. 7	@ Toronto	4-6 L	11-19-9
40	Jan. 11	St. Louis	6-4 W	12-19-9

No	Date	Opponent	Score	Record
41	Jan. 14	Colorado	3-3 T	12-19-10
42	Jan. 17	NY Rangers	4-5 L	12-20-10
43	Jan. 19	Toronto	3-3 T	12-20-11
44	Jan. 21	@ Montreal	1-8 L	12-21-11
45	Jan. 22	@ Buffalo	2-2 T	12-21-12
46	Jan. 26	Philadelphia	2-6 L	12-22-12
47	Jan. 28	St. Louis	8-3 W	13-22-12
48	Jan. 31	Washington	4-2 W	14-22-12
49	Feb. 2	Montreal	4-4 T	14-22-13
50	Feb. 4	Chicago	1-5 L	14-23-13
51	Feb. 7	Atlanta	2-4 L	14-24-13
52	Feb. 9	@ Philadelphia	2-5 L	14-25-13
53	Feb. 11	@ Minnesota	2-3 L	14-26-13
54	Feb. 12	@ Detroit	3-8 L	14-27-13
55	Feb. 14	@ Washington	4-2 W	15-27-13
56	Feb. 15	@ NY Rangers	3-6 L	15-28-13
57	Feb. 17	@ Cleveland	2-3 L	15-29-13
58	Feb. 18	@ St. Louis	3-4 L	15-30-13
59	Feb. 22	Boston	4-6 L	15-31-13
60	Feb. 25	Minnesota	5-1 W	16-31-13
61	Feb. 27	Cleveland	3-3 T	16-31-14
62	Mar. 1	Chicago	3-2 W	17-31-14
63	Mar. 4	@ Toronto	3-4 L	17-32-14
64	Mar. 5	@ Boston	3-6 L	17-33-14
65	Mar. 7	@ NY Islanders	2-5 L	17-34-14
66	Mar. 8	@ Atlanta	3-8 L	17-35-14
67	Mar. 11	@ Pittsburgh	3-1 W	18-35-14
68	Mar. 12	@ Detroit	4-4 T	18-35-15
69	Mar. 15	Pittsburgh	7-4 W	19-35-15
70	Mar. 17	@ Colorado	1-3 L	19-36-15
71	Mar. 18	Detroit	4-5 L	19-37-15
72	Mar. 20	Montreal	1-5 L	19-38-15
73	Mar. 24	Buffalo	2-2 T	19-38-16
74	Mar. 26	@ Chicago	3-4 L	19-39-16
75	Mar. 28	@ Minnesota	4-9 L	19-40-16
76	Mar. 29	@ St. Louis	1-3 L	19-41-16
77	Mar. 31	Philadelphia	2-3 L	19-42-16
78	Apr. 4	St. Louis	3-2 W	20-42-16
79	Apr. 7	Los Angeles	5-5 T	20-42-17
80	Apr. 8	@ Los Angeles	3-5 L	20-43-17



# 1978.79 SEASON RECORD

## SMYTHE DIVISION FINISH

2nd (63 Points)

## COACH

Harry Neale

## GM

Jake Milford

## CAPTAIN

Don Lever, Kevin McCarthy

## SCORING

Player	GP	G	A	PTS	PIM
Sedlbauer	79	40	16	56	26
Gradin	76	20	31	51	22
Lever	71	23	21	44	17
Smyl	62	14	24	38	89
Oddleifson	67	11	26	37	51
Fraser	78	16	19	35	116
Kearns	78	3	31	34	28
Snepsts	76	7	24	31	130
Martin	64	12	14	26	24
Graves	62	11	15	26	14
Ververgaert	35	9	17	26	13
Gillis	78	13	12	25	33
Manno	52	5	16	21	42
Lindgren	64	2	19	21	68
Blight	56	5	10	15	16
Eriksson	35	2	12	14	4
Goodenough	36	4	9	13	18

Player	GP	G	A	PTS	PIM
Gassoff	34	4	7	11	53
Derlago	9	4	4	8	2
Tudor	24	4	4	8	19
Kozak	28	2	5	7	30
McIlhargey	53	2	4	6	129
Callander	32	4	1	5	7
Grisdale	41	0	3	3	54
Flockhart	14	1	1	2	0
Zetterstrom	14	0	1	1	2
Wilson	17	0	1	1	0
Hanlon	31	0	1	1	30
Bromley	38	0	1	1	6
Smith	2	0	0	0	2

Goaltender	GPI	MIN	GA	SO	AVG	W-L-T
Hanlon	31	1821	94	3	3.10	12-13-5
Bromley	38	2144	136	2	3.81	11-19-6
Wilson	17	835	58	0	4.17	2-10-2

## RESULTS

No	Date	Opponent	Score	Record
1	Oct. 11	Colorado	8-2 W	1-0-0
2	Oct. 13	St. Louis	8-4 W	2-0-0
3	Oct. 15	@ Chicago	3-3 T	2-0-1
4	Oct. 17	@ St. Louis	6-8 L	2-1-1
5	Oct. 18	@ Minnesota	2-7 L	2-2-1
6	Oct. 20	Boston	1-5 L	2-3-1
7	Oct. 22	Buffalo	3-2 W	3-3-1
8	Oct. 25	@ NY Rangers	2-6 L	3-4-1
9	Oct. 28	@ NY Islanders	2-5 L	3-5-1
10	Oct. 29	@ Philadelphia	5-2 W	4-5-1
11	Nov. 1	@ Chicago	1-0 W	5-5-1
12	Nov. 3	Toronto	1-3 L	5-6-1
13	Nov. 5	NY Rangers	2-5 L	5-7-1
14	Nov. 7	@ Atlanta	2-4 L	5-8-1
15	Nov. 8	@ Detroit	6-4 W	6-8-1
16	Nov. 10	Minnesota	2-3 L	6-9-1
17	Nov. 12	Philadelphia	0-4 L	6-10-1
18	Nov. 16	Pittsburgh	3-6 L	6-11-1
19	Nov. 18	Montreal	2-4 L	6-12-1
20	Nov. 21	Chicago	5-2 W	7-12-1
21	Nov. 23	@ Colorado	7-2 W	8-12-1
22	Nov. 25	NY Islanders	2-5 L	8-13-1
23	Nov. 28	@ St. Louis	6-3 W	9-13-1
24	Nov. 29	@ Chicago	1-1 T	9-13-2
25	Dec. 1	Detroit	2-1 W	10-13-2
26	Dec. 5	Atlanta	3-0 W	11-13-2
27	Dec. 7	Chicago	4-2 W	12-13-2
28	Dec. 9	Washington	5-7 L	12-14-2
29	Dec. 12	@ Boston	3-7 L	12-15-2
30	Dec. 13	@ Toronto	1-5 L	12-16-2
31	Dec. 16	@ Pittsburgh	5-6 L	12-17-2
32	Dec. 17	@ Buffalo	3-6 L	12-18-2
33	Dec. 19	@ Minnesota	3-5 L	12-19-2
34	Dec. 20	@ Detroit	2-7 L	12-20-2
35	Dec. 23	Los Angeles	2-0 W	13-20-2
36	Dec. 28	Buffalo	3-3 T	13-20-3
37	Dec. 30	@ Los Angeles	0-4 L	13-21-3
38	Jan. 2	@ NY Islanders	0-9 L	13-22-3
39	Jan. 3	@ Pittsburgh	5-3 W	14-22-3
40	Jan. 5	@ NY Rangers	4-6 L	14-23-3

No	Date	Opponent	Score	Record
41	Jan. 6	@ Montreal	0-2 L	14-24-3
42	Jan. 8	@ Toronto	5-1 W	15-24-3
43	Jan. 11	St. Louis	4-3 W	16-24-3
44	Jan. 13	@ St. Louis	3-3 T	16-24-4
45	Jan. 14	@ Washington	3-5 L	16-25-4
46	Jan. 16	Montreal	2-2 T	16-25-5
47	Jan. 19	Toronto	3-3 T	16-25-6
48	Jan. 24	Chicago	0-5 L	16-26-6
49	Jan. 26	St. Louis	4-1 W	17-26-6
50	Jan. 27	@ Colorado	2-2 T	17-26-7
51	Jan. 30	NY Rangers	3-5 L	17-27-7
52	Feb. 1	@ Atlanta	1-4 L	17-28-7
53	Feb. 3	@ Washington	5-1 W	18-28-7
54	Feb. 4	@ Boston	1-6 L	18-29-7
55	Feb. 13	@ St. Louis	3-3 T	18-29-8
56	Feb. 14	@ Minnesota	1-8 L	18-30-8
57	Feb. 17	NY Islanders	3-5 L	18-31-8
58	Feb. 20	Philadelphia	3-3 T	18-31-9
59	Feb. 22	Colorado	0-3 W	19-31-9
60	Feb. 24	Boston	3-4 L	19-32-9
61	Feb. 26	@ Los Angeles	0-2 L	19-33-9
62	Feb. 28	Chicago	4-4 T	19-33-10
63	Mar. 2	Washington	2-6 L	19-34-10
64	Mar. 4	Los Angeles	2-3 L	19-35-10
65	Mar. 7	@ Toronto	0-2 L	19-36-10
66	Mar. 8	@ Montreal	1-11 L	19-37-10
67	Mar. 10	Colorado	1-3 L	19-38-10
68	Mar. 13	Pittsburgh	3-9 L	19-39-10
69	Mar. 15	@ Buffalo	2-4 L	19-40-10
70	Mar. 16	@ Colorado	4-1 W	20-40-10
71	Mar. 18	Atlanta	2-1 W	21-40-10
72	Mar. 21	St. Louis	1-1 T	21-40-11
73	Mar. 23	Buffalo	3-4 L	21-41-11
74	Mar. 25	Minnesota	2-1 W	22-41-11
75	Mar. 27	Detroit	5-2 W	23-41-11
76	Mar. 29	@ Philadelphia	0-5 L	23-42-11
77	Mar. 31	@ Colorado	2-0 W	24-42-11
78	Apr. 1	@ Chicago	2-2 T	24-42-12
79	Apr. 3	Colorado	2-1 W	25-42-12
80	Apr. 6	Minnesota	2-2 T	25-42-13

## SMYTHE DIVISION FINISH

3rd (70 Points)

## COACH

Harry Neale

## GM

Jake Milford

## CAPTAIN

Kevin McCarthy

## SCORING

Player	GP	G	A	PTS	PIM
Smyl	77	31	47	78	204
Gradin	80	30	45	75	22
Boldirev	ATL 52	16	24	40	20
	VAN 27	16	11	27	14
Williams	TOR 55	22	18	40	197
	VAN 23	8	5	13	81
McCarthy	79	15	30	45	70
Fraser	78	17	25	42	143
Lever	51	21	17	38	32
Lindgren	73	5	30	35	66
Derlago	54	11	15	26	27
Brasar	MIN 22	1	14	15	0
	VAN 48	9	10	19	7
Gillis	67	13	17	30	108
Rota	ATL 44	10	8	18	49
	VAN 26	5	6	11	29
Oddleifson	75	8	20	28	76
Snepsts	79	3	20	23	202
Vaive	47	13	8	21	111
Butler	TOR 55	7	8	15	29
	VAN 23	4	4	8	21
Sedlbauer	32	10	4	14	7
Holt	22	1	3	4	80
Smith	19	1	3	4	50

## RESULTS

No	Date	Opponent	Score	Record
1	Oct. 9	St. Louis	2-5 L	0-1-0
2	Oct. 12	Detroit	3-1 W	1-1-0
3	Oct. 14	@ Edmonton	4-4 T	1-1-1
4	Oct. 17	@ St. Louis	5-1 W	2-1-1
5	Oct. 18	@ NY Rangers	3-6 L	2-2-1
6	Oct. 20	@ Toronto	0-2 L	2-3-1
7	Oct. 21	@ Buffalo	3-3 T	2-3-2
8	Oct. 24	Toronto	5-1 W	3-3-2
9	Oct. 27	Washington	5-3 W	4-3-2
10	Oct. 31	NY Islanders	2-2 T	4-3-3
11	Nov. 2	Boston	3-3 T	4-3-4
12	Nov. 4	NY Rangers	2-4 L	4-4-4
13	Nov. 6	Minnesota	7-7 T	4-4-5
14	Nov. 10	@ Detroit	2-1 W	5-4-5
15	Nov. 11	@ Philadelphia	4-5 L	5-5-5
16	Nov. 13	@ Atlanta	3-5 W	6-5-5
17	Nov. 14	@ Chicago	5-2 W	7-5-5
18	Nov. 16	Pittsburgh	5-2 W	8-5-5
19	Nov. 18	Montreal	5-2 W	9-5-5
20	Nov. 20	Los Angeles	1-5 L	9-6-5
21	Nov. 23	Philadelphia	2-5 L	9-7-5
22	Nov. 24	@ Winnipeg	3-5 L	9-8-5
23	Nov. 28	Winnipeg	4-2 W	10-8-5
24	Nov. 30	Chicago	1-1 T	10-8-6
25	Dec. 2	@ Quebec	1-3 L	10-9-6
26	Dec. 4	@ NY Islanders	5-1 W	11-9-6
27	Dec. 5	@ Pittsburgh	3-3 T	11-9-7
28	Dec. 8	@ Detroit	1-5 L	11-10-7
29	Dec. 9	@ Boston	3-5 L	11-11-7
30	Dec. 11	Hartford	5-3 W	12-11-7
31	Dec. 14	Colorado	5-3 W	13-11-7
32	Dec. 15	@ Los Angeles	3-4 L	13-12-7
33	Dec. 19	@ NY Rangers	3-5 L	13-13-7
34	Dec. 21	@ Washington	1-2 L	13-14-7
35	Dec. 22	@ Montreal	2-4 L	13-15-7
36	Dec. 28	Edmonton	3-5 L	13-16-7
37	Dec. 29	Quebec	6-2 W	14-16-7
38	Jan. 3	@ St. Louis	2-6 L	14-17-7
39	Jan. 4	@ Colorado	4-2 W	15-17-7
40	Jan. 6	@ Chicago	1-3 L	15-18-7

Player	GP	G	A	PTS	PIM	
Manery	21	2	1	3	15	
McIlhargey	24	0	2	2	41	
Lupul	51	9	11	20	24	
Ashton	47	5	14	19	21	
Kearns	67	1	18	19	24	
Blight	33	12	6	18	54	
Manno	40	3	14	17	14	
Hughes	52	2	11	13	181	
Logan	CHI 12	2	3	5	34	
	VAN 33	1	5	6	109	
Callander	4	1	1	2	0	
Goodenough	5	0	2	2	2	
Hubick	5	0	1	1	0	
Minor	5	0	1	1	2	
Affleck	5	0	1	1	0	
Hanlon	57	0	1	1	43	
Hazlett	1	0	0	0	0	
Tudor	2	0	0	0	0	
Bromley	15	0	0	0	2	
Goaltender	GPI	MIN	GA	SO	AVG	W-L-T
Bromley	15	860	43	1	3.00	8-2-4
Hanlon	57	3341	193	0	3.47	17-29-10
Ridley	10	559	39	0	3.91	2-6-2

# 1980.81 SEASON RECORD

## SMYTHE DIVISION FINISH

3rd (76 Points)

## COACH

Harry Neale

## GM

Jake Milford

## CAPTAIN

Kevin McCarthy

## SCORING

Player	GP	G	A	PTS	PIM
Gradin	79	21	48	69	34
Smyl	80	25	38	63	171
Brasar	80	22	41	63	8
Williams	77	35	27	62	343
Schmautz	73	27	34	61	137
Boldirev	72	26	33	59	34
MacDonald	EDM 51	19	24	43	27
	VAN 12	5	9	14	10
Rota	80	25	31	56	124
McCarthy	80	16	37	53	85
Fraser	77	25	24	49	118
Ashton	77	18	11	29	57
Lanz	76	7	22	29	40
Butler	80	12	14	26	60
Minor	74	10	14	24	108
Lindgren	52	4	18	22	32
Halward	LA 51	4	15	19	96
	VAN 7	0	1	1	4

Player	GP	G	A	PTS	PIM	
Snepsts	76	3	16	19	212	
Marois	NYR 8	1	2	3	46	
	VAN 50	4	12	16	115	
Kearns	46	1	14	15	28	
Manno	20	0	11	11	30	
Campbell	42	1	8	9	75	
Gillis	11	0	4	4	4	
Christie	9	1	1	2	0	
Lupul	7	0	2	2	2	
Blight	3	1	0	1	4	
Hanlon	17	0	1	1	10	
Bromley	20	0	1	1	0	
Primeau	2	0	0	0	4	
Logan	7	0	0	0	13	
Oddleifson	8	0	0	0	6	
Goaltender	GPI	MIN	GA	SO	AVG	W-L-T
Brodeur	52	3024	177	0	3.51	17-18-16
Bromley	20	978	62	0	3.80	6-6-4
Hanlon	17	798	59	1	4.44	5-8-0

## RESULTS

No	Date	Opponent	Score	Record
1	Oct. 10	Detroit	5-3 W	1-0-0
2	Oct. 12	Quebec	8-2 W	2-0-0
3	Oct. 15	@ Chicago	2-4 L	2-1-0
4	Oct. 16	@ Philadelphia	5-2 W	3-1-0
5	Oct. 18	@ Montreal	1-4 L	3-2-0
6	Oct. 21	@ NY Islanders	6-3 W	4-2-0
7	Oct. 22	@ NY Rangers	2-3 L	4-3-0
8	Oct. 24	Boston	3-2 W	5-3-0
9	Oct. 26	Toronto	8-5 W	6-3-0
10	Oct. 29	@ Quebec	3-3 T	6-3-1
11	Nov. 1	@ Hartford	4-4 T	6-3-2
12	Nov. 2	@ Buffalo	3-4 L	6-4-2
13	Nov. 5	Edmonton	4-3 W	7-4-2
14	Nov. 7	Minnesota	3-2 W	8-4-2
15	Nov. 8	NY Rangers	6-4 W	9-4-2
16	Nov. 11	St. Louis	2-8 L	9-5-2
17	Nov. 14	Montreal	3-3 T	9-5-3
18	Nov. 16	Los Angeles	2-3 L	9-6-3
19	Nov. 18	Winnipeg	6-1 W	10-6-3
20	Nov. 19	@ Edmonton	6-4 W	11-6-3
21	Nov. 22	@ Hartford	3-4 L	11-7-3
22	Nov. 23	@ NY Rangers	2-2 T	11-7-4
23	Nov. 26	@ Pittsburgh	7-4 W	12-7-4
24	Nov. 28	Chicago	6-4 W	13-7-4
25	Nov. 29	Philadelphia	3-3 T	13-7-5
26	Dec. 3	Hartford	4-4 T	13-7-6
27	Dec. 4	@ Los Angeles	1-3 L	13-8-6
28	Dec. 7	NY Islanders	3-5 L	13-9-6
29	Dec. 9	@ Washington	4-2 W	14-9-6
30	Dec. 10	@ Toronto	8-5 W	15-9-6
31	Dec. 13	@ Boston	2-1 W	16-9-6
32	Dec. 14	@ Buffalo	2-2 T	16-9-7
33	Dec. 17	Montreal	4-4 T	16-9-8
34	Dec. 19	Pittsburgh	10-4 W	17-9-8
35	Dec. 21	Buffalo	3-3 T	17-9-9
36	Dec. 26	Los Angeles	3-6 L	17-10-9
37	Dec. 28	St. Louis	2-3 L	17-11-9
38	Dec. 30	Washington	3-3 T	17-11-10
39	Jan. 2	@ Detroit	2-2 T	17-11-11
40	Jan. 3	@ St. Louis	3-6 L	17-12-11

No	Date	Opponent	Score	Record
41	Jan. 6	@ Colorado	7-3 W	18-12-11
42	Jan. 7	@ Minnesota	1-1 T	18-12-12
43	Jan. 9	@ Winnipeg	4-4 T	18-12-13
44	Jan. 13	Colorado	3-3 T	18-12-14
45	Jan. 16	Detroit	3-1 W	19-12-14
46	Jan. 17	@ Colorado	5-2 W	20-12-14
47	Jan. 20	Toronto	2-2 T	20-12-15
48	Jan. 21	@ Edmonton	1-5 L	20-13-15
49	Jan. 24	NY Rangers	5-7 L	20-14-15
50	Jan. 28	@ Chicago	3-7 L	20-15-15
51	Jan. 29	@ Washington	1-3 L	20-16-15
52	Feb. 1	Calgary	6-2 W	21-16-15
53	Feb. 3	Washington	3-3 T	21-16-16
54	Feb. 7	@ St. Louis	2-9 L	20-12-14
55	Feb. 8	@ Detroit	2-3 L	21-18-16
56	Feb. 12	@ Philadelphia	3-4 L	21-19-16
57	Feb. 14	@ Pittsburgh	2-2 T	21-19-17
58	Feb. 15	@ Minnesota	2-7 L	21-20-17
59	Feb. 18	Boston	5-7 L	21-21-17
60	Feb. 20	Quebec	3-9 L	21-22-17
61	Feb. 22	Calgary	3-5 L	21-23-17
62	Feb. 24	Philadelphia	6-4 W	22-23-17
63	Feb. 26	@ Los Angeles	3-4 L	22-24-17
64	Feb. 27	NY Islanders	1-5 L	22-25-17
65	Mar. 1	Hartford	3-0 W	23-25-17
66	Mar. 4	@ Toronto	5-2 W	24-25-17
67	Mar. 7	@ NY Islanders	1-3 L	24-26-17
68	Mar. 8	@ Boston	1-4 L	24-27-17
69	Mar. 10	@ Calgary	2-11 L	24-28-17
70	Mar. 13	Chicago	5-3 W	25-28-17
71	Mar. 14	Buffalo	2-1 W	26-28-17
72	Mar. 17	Pittsburgh	4-3 W	27-28-17
73	Mar. 21	@ Montreal	3-5 L	27-29-17
74	Mar. 23	@ Quebec	3-3 T	27-29-18
75	Mar. 25	Colorado	4-4 T	27-29-19
76	Mar. 27	@ Winnipeg	10-2 W	28-29-19
77	Mar. 29	Minnesota	2-4 L	28-30-19
78	Apr. 1	Winnipeg	4-4 T	28-30-20
79	Apr. 3	Edmonton	2-7 L	28-31-20
80	Apr. 4	@ Calgary	5-6 L	28-32-20



## SMYTHE DIVISION FINISH

2nd (77 Points)

## COACH

Harry Neale, Roger Neilson

## GM

Jake Milford

## CAPTAIN

Kevin McCarthy

## SCORING

Player	GP	G	A	PTS	PIM
Gradin	76	37	49	86	32
Smyl	80	34	44	78	144
Boldirev	78	33	40	73	45
Fraser	79	28	39	67	175
Hlinka	72	23	37	60	16
Currie	STL 48	18	22	40	17
	VAN 12	5	3	8	2
Molin	72	15	31	46	10
McCarthy	71	6	39	45	84
Rota	51	20	20	40	139
Williams	77	17	21	38	341
MacDonald	59	18	15	33	20
Niil	STL 61	9	12	21	127
	VAN 8	1	2	3	5
Lindgren	75	5	16	21	74
Brasar	53	6	12	18	6
Lupul	41	10	7	17	26
Delorme	59	9	8	17	177

Player	GP	G	A	PTS	PIM
Halward	37	4	13	17	40
Snepsts	68	3	14	17	153
Lanz	39	3	11	14	48
Crawford	40	4	8	12	29
Belland	28	3	6	9	16
Eldebrink	38	1	8	9	21
Campbell	47	0	8	8	131
Butler	25	3	1	4	15
Lemay	5	1	2	3	0
Bubla	23	1	1	2	16
Brodeur	52	0	2	2	0
McDonnell	7	0	1	1	12
Minor	13	0	1	1	6
Schliebener	22	0	1	1	10
Butcher	5	0	0	0	9

Goaltender	GPI	MIN	GA	SO	AVG	W-L-T
Heinz	3	180	9	1	3.00	2-1-0
Brodeur	52	3010	168	2	3.35	20-18-12
Hanlon	28	1610	106	1	3.95	8-14-5

## RESULTS

No	Date	Opponent	Score	Record
1	Oct. 6	Colorado	4-2 W	1-0-0
2	Oct. 8	@ Calgary	1-1 T	1-0-1
3	Oct. 9	Edmonton	6-2 W	2-0-1
4	Oct. 11	@ Buffalo	2-2 T	2-0-2
5	Oct. 14	@ NY Rangers	1-2 L	2-1-2
6	Oct. 15	@ NY Islanders	1-4 L	2-2-2
7	Oct. 17	@ Montreal	4-10 L	2-3-2
8	Oct. 19	@ Quebec	3-6 L	2-4-2
9	Oct. 23	Hartford	2-2 T	2-4-3
10	Oct. 25	Pittsburgh	4-6 L	2-5-3
11	Oct. 28	Washington	3-0 W	3-5-3
12	Oct. 31	@ Philadelphia	8-4 W	4-5-3
13	Nov. 1	@ Detroit	1-3 L	4-6-3
14	Nov. 4	@ Hartford	4-1 W	5-6-3
15	Nov. 5	@ Boston	1-2 L	5-7-3
16	Nov. 8	Winnipeg	5-1 W	6-7-3
17	Nov. 11	Quebec	6-5 W	7-7-3
18	Nov. 14	Montreal	1-4 L	7-8-3
19	Nov. 15	@ Calgary	7-4 W	8-8-3
20	Nov. 19	Detroit	8-3 W	9-8-3
21	Nov. 21	@ Edmonton	3-8 L	9-9-3
22	Nov. 22	Colorado	5-5 T	9-9-4
23	Nov. 25	Chicago	6-2 W	10-9-4
24	Nov. 27	@ Colorado	6-3 W	11-9-4
25	Nov. 28	@ Los Angeles	2-3 L	11-10-4
26	Dec. 2	Minnesota	5-0 W	12-10-4
27	Dec. 4	@ Edmonton	3-7 L	12-11-4
28	Dec. 5	Edmonton	3-3 T	12-11-5
29	Dec. 9	NY Islanders	4-3 W	13-11-5
30	Dec. 12	@ Los Angeles	5-7 L	13-12-5
31	Dec. 13	Calgary	6-7 L	13-13-5
32	Dec. 16	Toronto	6-6 T	13-13-6
33	Dec. 18	@ Colorado	1-3 L	13-14-6
34	Dec. 19	@ St. Louis	0-5 L	13-15-6
35	Dec. 22	Minnesota	4-4 T	13-15-7
36	Dec. 23	@ Edmonton	1-6 L	13-16-7
37	Dec. 26	Los Angeles	2-2 T	13-16-8
38	Dec. 29	Boston	3-5 L	13-17-8
39	Dec. 31	Edmonton	3-1 W	14-17-8
40	Jan. 2	@ Washington	2-5 L	14-18-8

No	Date	Opponent	Score	Record
41	Jan. 4	@ NY Islanders	1-4 L	14-19-8
42	Jan. 7	@ NY Rangers	1-4 L	14-20-8
43	Jan. 9	@ Pittsburgh	3-4 L	14-21-8
44	Jan. 10	@ Chicago	2-3 L	14-22-8
45	Jan. 13	Calgary	5-1 W	15-22-8
46	Jan. 15	Los Angeles	3-3 T	15-22-9
47	Jan. 17	Pittsburgh	3-3 T	15-22-10
48	Jan. 19	St. Louis	4-5 L	15-23-10
49	Jan. 22	Edmonton	3-4 L	15-24-10
50	Jan. 24	Los Angeles	5-5 T	15-24-11
51	Jan. 27	Buffalo	4-3 W	16-24-11
52	Jan. 30	Philadelphia	4-2 W	17-24-11
53	Feb. 2	NY Rangers	3-4 L	17-25-11
54	Feb. 3	Toronto	3-1 W	18-25-11
55	Feb. 6	@ Los Angeles	4-5 L	18-26-11
56	Feb. 10	@ Toronto	4-1 W	19-26-11
57	Feb. 11	@ Detroit	4-4 T	19-26-12
58	Feb. 13	@ St. Louis	3-2 W	20-26-12
59	Feb. 15	@ Chicago	4-1 W	21-26-12
60	Feb. 17	Boston	6-3 W	22-26-12
61	Feb. 20	Hartford	4-2 W	23-26-12
62	Feb. 23	Calgary	2-2 T	23-26-13
63	Feb. 25	@ Calgary	4-11 L	23-27-13
64	Feb. 26	@ Colorado	4-3 W	24-27-13
65	Feb. 28	Philadelphia	3-3 T	24-27-14
66	Mar. 3	@ Colorado	2-3 L	24-28-14
67	Mar. 6	@ Minnesota	1-3 L	24-29-14
68	Mar. 7	@ Winnipeg	2-5 L	24-30-14
69	Mar. 10	Buffalo	4-7 L	24-31-14
70	Mar. 11	@ Calgary	3-6 L	24-32-14
71	Mar. 13	@ Edmonton	3-5 L	24-33-14
72	Mar. 17	@ Washington	6-6 T	24-33-15
73	Mar. 18	@ Montreal	4-2 W	25-33-15
74	Mar. 20	@ Quebec	3-3 T	25-33-16
75	Mar. 24	Colorado	5-4 W	26-33-16
76	Mar. 27	Calgary	7-2 W	27-33-16
77	Mar. 28	Winnipeg	5-0 W	28-33-16
78	Mar. 31	Colorado	4-4 T	28-33-17
79	Apr. 3	@ Los Angeles	6-0 W	29-33-17
80	Apr. 4	Los Angeles	7-4 W	30-33-17

# 1982.83 SEASON RECORD

## SMYTHE DIVISION FINISH

3rd (75 Points)

## COACH

Roger Neilson

## GM

Harry Neale

## CAPTAIN

Stan Smyl

## SCORING

Player	GP	G	A	PTS	PIM
Smyl	74	38	50	88	114
Gradin	80	32	54	86	61
Rota	73	42	38	81	88
Hlinka	65	19	44	63	12
Halward	75	19	33	52	83
Lanz	74	10	38	48	46
Sundstrom	74	23	23	46	30
McCarthy	74	12	28	40	88
Molin	58	12	27	39	23
Bubla	72	2	28	30	59
Lupul	40	18	10	28	46
Boldirev	39	5	20	25	12
Nil	65	7	15	22	136
Williams	68	8	13	21	265
Lemay	44	11	9	20	41
Lindgren	64	6	14	20	48
Tanti	CHI 1	1	0	1	0
Butcher	VAN 39	8	8	16	16
Kirton	55 1	13	14	105	
	DET 10	1	1	2	6
	VAN 31	4	6	10	4

Player	GP	G	A	PTS	PIM
Fraser	36	6	7	13	99
Delorme	56	5	8	13	87
Snepests	46	2	8	10	80
Crawford	41	4	5	9	28
MacDonald	17	3	4	7	2
Belland	14	2	4	6	4
Minor	39	1	5	6	57
Kulak	4	1	1	2	0
Currie	8	1	1	2	0
Eldebrink	5	1	1	2	0
Garrett	QUE 17	0	1	1	2
	VAN 17	0	1	1	0
Brodeur	58	0	1	1	2
Caprice	1	0	0	0	0
Petit	2	0	0	0	0
Ellacott	12	0	0	0	0

Goaltender	GPI	MIN	GA	SO	AVG	W-L-T
Garrett	VAN 17	934	48	1	3.08	7-6-3
	QUE 17	953	64	0	4.03	6-8-2
Brodeur	58	3291	208	0	3.79	21-26-8
Ellacott	12	555	41	0	4.43	2-3-4
Caprice	1	20	3	0	9.00	0-0-0

## RESULTS

No	Date	Opponent	Score	Record
1	Oct. 5	NY Islanders	2-1 W	1-0-0
2	Oct. 6	@ Los Angeles	3-3 T	1-0-1
3	Oct. 9	Edmonton	3-6 L	1-1-1
4	Oct. 12	@ Pittsburgh	4-5 L	1-2-1
5	Oct. 14	@ Boston	1-2 L	1-3-1
6	Oct. 16	@ Hartford	5-6 L	1-4-1
7	Oct. 19	@ NY Islanders	4-5 L	1-5-1
8	Oct. 20	@ NY Rangers	5-6 L	1-6-1
9	Oct. 23	Boston	3-2 W	2-6-1
10	Oct. 26	Hartford	8-1 W	3-6-1
11	Oct. 29	Chicago	2-2 T	3-6-2
12	Oct. 31	@ Edmonton	3-2 W	4-6-2
13	Nov. 2	@ Quebec	5-2 W	5-6-2
14	Nov. 4	@ Philadelphia	4-3 W	6-6-2
15	Nov. 6	@ Montreal	2-4 L	6-7-2
16	Nov. 7	@ Buffalo	1-3 L	6-8-2
17	Nov. 10	Los Angeles	4-2 W	7-8-2
18	Nov. 13	@ Winnipeg	2-3 L	7-9-2
19	Nov. 14	@ Winnipeg	5-6 L	7-10-2
20	Nov. 16	Detroit	4-4 T	7-10-3
21	Nov. 20	@ Edmonton	3-3 T	7-10-4
22	Nov. 21	Washington	5-3 W	8-10-4
23	Nov. 23	Quebec	5-2 W	9-10-4
24	Nov. 26	New Jersey	4-4 T	9-10-5
25	Nov. 28	Philadelphia	5-5 T	9-10-6
26	Nov. 30	Los Angeles	2-5 L	9-11-6
27	Dec. 3	Calgary	4-5 L	9-12-6
28	Dec. 5	St. Louis	6-3 W	10-12-6
29	Dec. 8	@ Toronto	7-3 W	11-12-6
30	Dec. 9	@ Minnesota	6-9 L	11-13-6
31	Dec. 11	@ St. Louis	3-1 W	12-13-6
32	Dec. 15	Montreal	2-3 L	12-14-6
33	Dec. 16	@ Calgary	3-2 W	13-14-6
34	Dec. 18	Minnesota	3-3 T	13-14-7
35	Dec. 23	Calgary	3-6 L	13-15-7
36	Dec. 26	@ Los Angeles	2-4 L	13-16-7
37	Dec. 28	Winnipeg	4-4 T	13-16-8
38	Dec. 31	Edmonton	1-8 L	13-17-8
39	Jan. 2	@ New Jersey	1-3 L	13-18-8
40	Jan. 4	@ Philadelphia	1-4 L	13-19-8

No	Date	Opponent	Score	Record
41	Jan. 6	@ Hartford	6-4 W	14-19-8
42	Jan. 7	@ Buffalo	5-5 T	14-19-8
43	Jan. 12	Calgary	4-6 L	14-20-9
44	Jan. 13	@ Calgary	2-5 L	14-21-9
45	Jan. 16	Winnipeg	6-4 W	15-21-9
46	Jan. 18	NY Rangers	3-3 T	15-21-10
47	Jan. 19	@ Edmonton	4-9 L	15-22-10
48	Jan. 22	Edmonton	4-3 W	16-22-10
49	Jan. 25	@ Detroit	2-6 L	16-23-10
50	Jan. 26	@ Chicago	5-1 W	17-23-10
51	Jan. 29	NY Islanders	3-5 L	17-24-10
52	Feb. 1	Montreal	3-7 L	17-25-10
53	Feb. 5	@ Toronto	4-6 L	17-26-10
54	Feb. 6	@ New Jersey	4-4 T	17-26-11
55	Feb. 9	@ Pittsburgh	6-2 W	18-26-11
56	Feb. 13	@ Boston	1-3 L	18-27-11
57	Feb. 15	@ Winnipeg	4-7 L	18-28-11
58	Feb. 18	Washington	1-2 L	18-29-11
59	Feb. 20	Los Angeles	5-2 W	19-29-11
60	Feb. 22	St. Louis	6-3 W	20-29-11
61	Feb. 24	@ Los Angeles	0-8 L	20-30-11
62	Feb. 25	Toronto	1-4 L	20-31-11
63	Feb. 27	Calgary	6-2 W	21-31-11
64	Mar. 1	@ Calgary	1-8 L	21-32-11
65	Mar. 2	@ Winnipeg	3-0 W	22-32-11
66	Mar. 5	Winnipeg	5-4 W	23-32-11
67	Mar. 6	Winnipeg	6-2 W	24-32-11
68	Mar. 8	NY Rangers	7-3 W	25-32-11
69	Mar. 12	Buffalo	8-3 W	26-32-11
70	Mar. 14	@ Minnesota	3-6 L	26-33-11
71	Mar. 16	@ Edmonton	3-4 L	26-34-11
72	Mar. 18	Quebec	7-3 W	27-34-11
73	Mar. 20	Detroit	6-3 W	28-34-11
74	Mar. 21	Pittsburgh	7-3 W	29-34-11
75	Mar. 23	@ Washington	1-1 T	29-34-12
76	Mar. 25	Chicago	3-3 T	29-34-13
77	Mar. 27	Los Angeles	8-4 W	30-34-13
78	Mar. 29	Edmonton	4-7 L	30-35-13
79	Mar. 31	@ Calgary	4-4 T	30-35-14
80	Apr. 3	@ Los Angeles	2-2 T	30-35-15

## SMYTHE DIVISION FINISH

3rd (73 Points)

## COACH

Roger Neilson, Harry Neale

## GM

Harry Neale

## CAPTAIN

Stan Smyl

## SCORING

Player	GP	G	A	PTS	PIM
Sundstrom	78	38	53	91	37
Tanti	79	45	41	86	50
Gradin	75	21	57	78	32
Smyl	80	24	43	67	136
Lanz	79	18	39	57	45
Rota	59	28	20	48	73
Lupul	69	17	27	44	51
Bubla	62	6	33	39	43
McNab	BOS VAN	52 13	14 1	16 6	30 7
Neely	56	16	15	31	57
Williams	67	15	16	31	294
Lemay	56	12	18	30	38
Halward	54	7	16	31	35
Gillis	37	9	13	22	7
Belland	44	7	13	20	24
Snepsts	79	4	16	20	152
McCarthy	47	2	14	16	61
Neill	51	9	6	15	78
Petit	44	6	9	15	53

Player	GP	G	A	PTS	PIM	
Molin	42	6	7	13	4	
Schliebener	51	2	10	12	48	
Currie	18	3	3	6	2	
Kirton	26	2	3	5	2	
Delorme	64	2	2	4	68	
Lanthier	11	2	1	3	2	
Lindgren	7	1	2	3	4	
Butcher	28	2	0	2	34	
Martin	12	0	2	2	6	
Brodeur	36	0	2	2	0	
Hall	4	1	0	1	6	
Crawford	19	0	1	1	9	
Lidster	8	0	0	0	4	
Minor	9	0	0	0	0	
Caprice	19	0	0	0	2	
Garrett	29	0	0	0	9	
Goaltender	GPI	MIN	GA	SO	AVG	W-L-T
Caprice	19	1098	62	1	3.39	8-8-2
Brodeur	36	2110	141	1	4.01	10-21-5
Garrett	29	1653	113	0	4.10	14-10-2

## RESULTS

No	Date	Opponent	Score	Record
1	Oct. 5	Calgary	3-5 L	0-1-0
2	Oct. 7	Minnesota	10-9 W	1-1-0
3	Oct. 9	Toronto	7-4 W	2-1-0
4	Oct. 11	@ St. Louis	2-3 L	2-2-0
5	Oct. 12	@ Chicago	1-2 L	2-3-0
6	Oct. 15	@ Montreal	4-5 L	2-4-0
7	Oct. 19	Edmonton	7-10 L	2-5-0
8	Oct. 21	New Jersey	5-4 W	3-5-0
9	Oct. 22	@ Edmonton	5-5 T	3-5-1
10	Oct. 25	St. Louis	7-1 W	4-5-1
11	Oct. 28	Hartford	5-4 W	5-5-1
12	Oct. 30	@ Calgary	3-4 L	5-6-1
13	Nov. 1	@ NY Islanders	3-6 L	5-7-1
14	Nov. 4	@ Washington	4-5 L	5-8-1
15	Nov. 5	@ Detroit	3-2 W	6-8-1
16	Nov. 9	Winnipeg	2-7 L	6-9-1
17	Nov. 11	Winnipeg	4-2 W	7-9-1
18	Nov. 13	Montreal	4-3 W	8-9-1
19	Nov. 16	@ Los Angeles	2-5 L	8-10-1
20	Nov. 18	Los Angeles	2-5 L	8-11-1
21	Nov. 20	Los Angeles	8-3 W	9-11-1
22	Nov. 23	@ Winnipeg	4-1 W	10-11-1
23	Nov. 26	Philadelphia	4-5 L	10-12-1
24	Nov. 28	@ NY Rangers	3-3 T	10-12-2
25	Nov. 30	@ Hartford	6-2 W	11-12-2
26	Dec. 1	@ Boston	1-7 L	11-13-2
27	Dec. 3	@ Toronto	5-5 T	11-13-3
28	Dec. 6	NY Islanders	2-5 L	11-14-3
29	Dec. 7	@ Edmonton	4-5 L	11-15-3
30	Dec. 10	Edmonton	3-2 W	12-15-3
31	Dec. 13	Quebec	6-2 W	13-15-3
32	Dec. 16	Calgary	5-3 W	14-15-3
33	Dec. 18	@ Buffalo	2-3 L	14-16-3
34	Dec. 20	@ Quebec	4-6 L	14-17-3
35	Dec. 21	@ Detroit	9-5 W	15-17-3
36	Dec. 26	Los Angeles	4-5 L	15-18-3
37	Dec. 28	Edmonton	2-4 L	15-19-3
38	Dec. 30	@ Calgary	1-5 L	15-20-3
39	Dec. 31	Boston	5-5 T	15-20-4
40	Jan. 3	@ Los Angeles	4-3 W	16-20-4

No	Date	Opponent	Score	Record
41	Jan. 4	@ Los Angeles	3-3 T	16-20-5
42	Jan. 7	@ Minnesota	0-2 L	16-21-5
43	Jan. 8	@ Chicago	0-2 L	16-22-5
44	Jan. 10	@ St. Louis	0-2 L	16-23-5
45	Jan. 13	Washington	4-6 L	16-24-5
46	Jan. 15	Hartford	5-0 W	17-24-5
47	Jan. 17	Buffalo	1-5 L	17-25-5
48	Jan. 18	@ Edmonton	5-7 L	17-26-5
49	Jan. 20	@ Winnipeg	6-6 T	17-26-6
50	Jan. 22	@ Winnipeg	4-6 L	17-27-6
51	Jan. 25	Edmonton	4-6 L	17-28-6
52	Jan. 27	Philadelphia	4-0 W	18-28-6
53	Jan. 29	New Jersey	3-2 W	19-28-6
54	Feb. 2	@ Los Angeles	2-4 L	19-29-6
55	Feb. 4	NY Rangers	4-5 L	19-30-6
56	Feb. 5	@ Calgary	2-4 L	19-31-6
57	Feb. 7	@ Quebec	4-2 W	20-31-6
58	Feb. 9	@ Montreal	7-6 W	21-31-6
59	Feb. 11	@ NY Islanders	4-6 L	21-32-6
60	Feb. 12	@ Philadelphia	6-5 W	22-32-6
61	Feb. 17	Pittsburgh	1-4 L	22-33-6
62	Feb. 19	Calgary	5-2 W	23-33-6
63	Feb. 21	Boston	2-5 L	23-34-6
64	Feb. 23	@ Calgary	2-3 L	23-35-6
65	Feb. 24	Los Angeles	5-3 W	24-35-6
66	Feb. 26	Toronto	4-4 T	24-35-7
67	Feb. 28	@ Washington	3-2 W	25-35-7
68	Feb. 29	@ Pittsburgh	9-5 W	26-35-7
69	Mar. 2	@ New Jersey	2-4 L	26-36-7
70	Mar. 4	@ NY Rangers	5-4 W	27-36-7
71	Mar. 7	Winnipeg	4-3 W	28-36-7
72	Mar. 9	Chicago	4-3 W	29-36-7
73	Mar. 11	@ Edmonton	2-12 L	29-37-7
74	Mar. 13	Pittsburgh	4-3 W	30-37-7
75	Mar. 17	Buffalo	2-5 L	30-38-7
76	Mar. 20	Detroit	3-6 L	30-39-7
77	Mar. 23	@ Winnipeg	4-4 W	31-39-7
78	Mar. 25	Calgary	4-3 T	31-39-8
79	Mar. 28	Winnipeg	5-1 W	32-39-8
80	Mar. 30	Minnesota	3-3 T	32-39-9

# 1984.85 SEASON RECORD

## SMYTHE DIVISION FINISH

5th (59 Points)

## COACH

Bill Laforge, Harry Neale

## GM

Harry Neale

## CAPTAIN

Stan Smyl

## SCORING

Player	GP	G	A	PTS	PIM
Sundstrom	71	25	43	68	46
Smyl	80	27	37	64	100
Gradin	76	22	42	64	43
Tanti	68	39	20	59	45
Lemay	74	21	31	52	68
McNab	75	23	25	48	10
Neely	72	21	18	39	137
Skriko	72	21	14	35	10
MacAdam	80	14	20	34	27
Halward	71	7	27	34	82
Petit	69	5	26	31	127
Lidster	78	6	24	30	55
Lupul	66	12	17	29	82
Daigneault	67	4	23	27	69
Kirton	62	17	5	22	21
Lanz	57	2	17	19	69
Bubla	56	2	15	17	54
Gillis	37	5	11	16	23
Butcher	75	3	9	12	152

Player	GP	G	A	PTS	PIM
Lanthier	27	6	4	10	13
Belland	13	0	6	6	6
Hall	7	1	4	5	19
Delorme	31	1	2	3	51
Stevens	6	0	3	3	6
Caprice	28	0	2	2	0
Martin	12	0	1	1	39
Brodeur	51	0	1	1	4
Crawford	1	0	0	0	4
Holloway	2	0	0	0	0
Morrison	8	0	0	0	0
Coxe	9	0	0	0	49
Garrett	10	0	0	0	14
Schliebener	11	0	0	0	16

Goaltender	GPI	MIN	GA	SO	AVG	W-L-T
Brodeur	51	2930	228	0	4.67	16-27-6
Caprice	28	1523	122	0	4.81	8-14-3
Garrett	10	407	44	0	6.49	1-5-0

## RESULTS

No	Date	Opponent	Score	Record
1	Oct. 11	Quebec	2-5 L	0-1-0
2	Oct. 13	@ Los Angeles	6-5 W	1-1-0
3	Oct. 14	Calgary	5-7 L	1-2-0
4	Oct. 17	@ Pittsburgh	3-4 L	1-3-0
5	Oct. 18	@ Philadelphia	2-13 L	1-4-0
6	Oct. 20	@ Hartford	2-3 L	1-5-0
7	Oct. 23	@ NY Islanders	5-6 L	1-6-0
8	Oct. 24	@ Chicago	3-9 L	1-7-0
9	Oct. 28	Washington	2-5 L	1-8-0
10	Oct. 30	@ Edmonton	0-7 L	1-9-0
11	Oct. 31	Los Angeles	3-10 L	1-10-0
12	Nov. 3	Chicago	6-4 W	2-10-0
13	Nov. 7	@ Toronto	4-4 T	2-10-1
14	Nov. 9	@ Winnipeg	5-7 L	2-11-1
15	Nov. 10	@ Minnesota	5-5 T	2-11-2
16	Nov. 12	Montreal	3-5 L	2-12-2
17	Nov. 14	Detroit	3-2 W	3-12-2
18	Nov. 16	Pittsburgh	7-6 W	4-12-2
19	Nov. 17	@ Edmonton	0-7 L	4-13-2
20	Nov. 20	St. Louis	1-5 L	4-14-2
21	Nov. 21	@ Calgary	4-6 L	4-15-2
22	Nov. 23	Winnipeg	1-5 L	4-16-2
23	Nov. 25	Calgary	2-4 L	4-17-2
24	Nov. 27	St. Louis	1-6 L	4-18-2
25	Nov. 29	@ Los Angeles	1-12 L	4-19-2
26	Dec. 1	@ Los Angeles	3-6 L	4-20-2
27	Dec. 3	NY Islanders	4-5 L	4-21-2
28	Dec. 8	Edmonton	3-2 W	5-21-2
29	Dec. 11	@ Quebec	4-3 W	6-21-2
30	Dec. 13	@ Montreal	5-4 W	7-21-2
31	Dec. 15	@ Boston	1-2 L	7-22-2
32	Dec. 16	@ Buffalo	2-2 T	7-22-3
33	Dec. 20	@ Calgary	1-9 L	7-23-3
34	Dec. 21	@ Edmonton	3-1 W	8-23-3
35	Dec. 23	Calgary	4-5 L	8-24-3
36	Dec. 26	Los Angeles	3-3 T	8-24-4
37	Dec. 28	Philadelphia	4-7 L	8-25-4
38	Dec. 30	Edmonton	7-7 T	8-25-5
39	Jan. 2	@ NY Rangers	0-6 L	8-26-5
40	Jan. 3	@ New Jersey	6-4 W	9-26-5

No	Date	Opponent	Score	Record
41	Jan. 5	@ Toronto	4-1 W	10-26-5
42	Jan. 8	@ Philadelphia	3-5 L	10-27-5
43	Jan. 9	@ Pittsburgh	4-7 L	10-28-5
44	Jan. 13	Toronto	3-5 L	10-29-5
45	Jan. 15	NY Islanders	6-5 W	11-29-5
46	Jan. 18	Edmonton	4-4 T	11-29-6
47	Jan. 19	@ Edmonton	5-7 L	11-30-6
48	Jan. 21	Calgary	3-3 T	11-30-7
49	Jan. 23	Winnipeg	4-6 L	11-31-7
50	Jan. 25	Winnipeg	7-4 W	12-31-7
51	Jan. 26	@ Calgary	2-6 L	12-32-7
52	Jan. 30	Montreal	5-4 W	13-32-7
53	Feb. 1	Hartford	4-3 W	14-32-7
54	Feb. 3	NY Rangers	4-1 W	15-32-7
55	Feb. 6	@ St. Louis	0-4 L	15-33-7
56	Feb. 8	@ Winnipeg	5-5 T	15-33-8
57	Feb. 10	@ Winnipeg	5-3 W	16-33-8
58	Feb. 16	Boston	3-2 W	17-33-8
59	Feb. 19	New Jersey	7-5 W	18-33-8
60	Feb. 21	Washington	2-6 L	18-34-8
61	Feb. 23	Quebec	5-7 L	18-35-8
62	Feb. 26	@ Washington	2-3 L	18-36-8
63	Feb. 27	@ Detroit	5-11 L	18-37-8
64	Mar. 2	@ Boston	0-5 L	18-38-8
65	Mar. 3	@ Hartford	7-6 W	19-38-8
66	Mar. 6	NY Rangers	3-6 L	19-39-8
67	Mar. 8	Los Angeles	4-3 W	20-39-8
68	Mar. 10	Edmonton	6-3 W	21-39-8
69	Mar. 13	Buffalo	6-4 W	22-39-8
70	Mar. 15	Detroit	5-6 L	22-40-8
71	Mar. 17	Chicago	4-6 L	22-41-8
72	Mar. 20	@ Buffalo	5-4 W	23-41-8
73	Mar. 21	@ New Jersey	3-2 W	24-41-8
74	Mar. 23	@ Winnipeg	4-6 L	24-42-8
75	Mar. 25	@ Minnesota	3-5 L	24-43-8
76	Mar. 27	Winnipeg	3-5 L	24-44-8
77	Mar. 31	Minnesota	3-2 W	25-44-8
78	Apr. 3	@ Calgary	3-5 L	25-45-8
79	Apr. 5	Los Angeles	3-4 L	25-46-8
80	Apr. 6	@ Los Angeles	4-4 T	25-46-9



## SMYTHE DIVISION FINISH

4th (59 Points)

## COACH

Tom Watt

## GM

Jack Gordon

## CAPTAIN

Stan Smyl

## SCORING

Player	GP	G	A	PTS	PIM
Skriko	80	38	40	78	34
Tanti	77	39	33	72	85
Sundstrom	79	18	48	66	28
Smyl	73	27	35	62	144
Lanz	75	15	38	53	73
Gradin	71	14	27	41	34
Neely	73	14	20	34	126
Halward	70	8	25	33	111
Lemay	48	16	15	31	92
Peterson	77	8	23	31	94
Tambellini	48	15	15	30	12
Bubla	43	6	24	30	30
Lidster	78	12	16	28	56
Daigneault	64	5	23	28	45
Crawford	54	11	14	25	92
Lowry	73	10	8	18	143

Player	GP	G	A	PTS	PIM
Lanthier	62	7	10	17	12
Hall	19	5	5	10	6
Coxe	57	3	5	8	176
Petit	32	1	6	7	27
Lupul	19	4	1	5	12
Sandlak	23	1	3	4	10
Belland	7	1	2	3	4
Cochrane	49	0	3	3	125
Brodeur	64	0	2	2	16
Caprice	7	0	1	1	0
Bruce	12	0	1	1	14
Dunbar	1	0	0	0	2
Young	22	0	0	0	0

Goaltender	GPI	MIN	GA	SO	AVG	W-L-T
Young	22	1023	61	0	3.58	4-9-3
Brodeur	64	3541	240	2	4.07	19-31-8
Caprice	7	308	28	0	5.45	0-4-2

## RESULTS

No	Date	Opponent	Score	Record
1	Oct. 10	@ Los Angeles	6-5 W	1-0-0
2	Oct. 12	St. Louis	3-4 L	1-1-0
3	Oct. 14	NY Islanders	4-2 W	2-1-0
4	Oct. 16	Boston	3-3 T	2-1-1
5	Oct. 18	Los Angeles	5-4 W	3-1-1
6	Oct. 20	@ NY Rangers	3-4 L	3-2-1
7	Oct. 22	@ NY Islanders	2-2 T	3-2-2
8	Oct. 23	@ Detroit	5-0 W	4-2-2
9	Oct. 25	@ Buffalo	4-5 L	4-3-2
10	Oct. 27	@ Philadelphia	4-7 L	4-4-2
11	Oct. 30	Toronto	5-3 W	5-4-2
12	Nov. 2	Buffalo	6-2 W	6-4-2
13	Nov. 5	Edmonton	4-6 L	6-5-2
14	Nov. 8	@ Edmonton	0-13 L	6-6-2
15	Nov. 9	@ Winnipeg	7-2 W	7-6-2
16	Nov. 11	Detroit	5-0 W	8-6-2
17	Nov. 13	Pittsburgh	3-6 L	8-7-2
18	Nov. 15	@ Washington	3-5 L	8-8-2
19	Nov. 16	@ St. Louis	5-6 L	8-9-2
20	Nov. 19	@ Detroit	7-5 W	9-9-2
21	Nov. 20	@ Chicago	0-2 L	9-10-2
22	Nov. 22	New Jersey	5-6 L	9-11-2
23	Nov. 26	Chicago	3-5 L	9-12-2
24	Nov. 27	@ Edmonton	5-5 T	9-12-3
25	Nov. 29	Hartford	4-5 L	9-13-3
26	Dec. 2	@ Montreal	0-7 L	9-14-3
27	Dec. 4	@ Quebec	4-5 L	9-15-3
28	Dec. 6	@ New Jersey	1-4 L	9-16-3
29	Dec. 7	@ Washington	1-2 L	9-17-3
30	Dec. 11	Winnipeg	3-6 L	9-18-3
31	Dec. 14	Calgary	4-3 W	10-18-3
32	Dec. 15	@ Edmonton	3-5 L	10-19-3
33	Dec. 17	Washington	4-4 T	10-19-4
34	Dec. 20	Toronto	5-3 W	11-19-4
35	Dec. 21	@ Los Angeles	6-2 W	12-19-4
36	Dec. 23	Winnipeg	5-3 W	13-19-4
37	Dec. 27	Philadelphia	1-6 L	13-20-4
38	Dec. 29	Edmonton	3-5 L	13-21-4
39	Jan. 2	@ Minnesota	2-3 L	13-22-4
40	Jan. 5	@ Winnipeg	0-4 L	13-23-4

No	Date	Opponent	Score	Record
41	Jan. 7	@ Winnipeg	2-2 T	13-23-5
42	Jan. 9	@ Calgary	4-5 L	13-24-5
43	Jan. 10	Hartford	3-4 L	13-25-5
44	Jan. 14	NY Rangers	1-2 L	13-26-5
45	Jan. 17	Los Angeles	7-9 L	13-27-5
46	Jan. 18	@ Los Angeles	4-4 T	13-27-6
47	Jan. 21	New Jersey	5-3 W	14-27-6
48	Jan. 24	Pittsburgh	4-3 W	15-27-6
49	Jan. 29	Calgary	4-4 T	15-27-7
50	Jan. 31	Minnesota	10-5 W	16-27-7
51	Feb. 7	Winnipeg	5-2 W	17-27-7
52	Feb. 9	Winnipeg	3-3 T	17-27-8
53	Feb. 11	@ NY Islanders	0-1 L	17-28-8
54	Feb. 12	@ NY Rangers	2-5 L	17-29-8
55	Feb. 15	@ Pittsburgh	4-9 L	17-30-8
56	Feb. 16	@ Toronto	4-4 T	17-30-9
57	Feb. 18	@ Hartford	4-5 L	17-31-9
58	Feb. 21	Calgary	0-4 L	17-32-9
59	Feb. 23	Boston	1-6 L	17-33-9
60	Feb. 26	Montreal	2-4 L	17-34-9
61	Feb. 28	Philadelphia	3-1 W	18-34-9
62	Mar. 1	@ Calgary	2-3 L	18-35-9
63	Mar. 4	Edmonton	2-6 L	18-36-9
64	Mar. 6	Los Angeles	5-5 T	18-36-10
65	Mar. 8	@ St. Louis	3-7 L	18-37-10
66	Mar. 11	@ Quebec	1-1 T	18-37-11
67	Mar. 12	@ Montreal	2-3 L	18-38-11
68	Mar. 15	@ Boston	1-1 T	18-38-12
69	Mar. 16	@ Chicago	4-5 L	18-39-12
70	Mar. 19	Buffalo	3-4 L	18-40-12
71	Mar. 21	@ Calgary	5-5 T	18-40-13
72	Mar. 22	Minnesota	6-2 W	19-40-13
73	Mar. 24	@ Winnipeg	4-4 L	19-41-13
74	Mar. 26	Quebec	7-6 W	20-41-13
75	Mar. 28	Los Angeles	2-1 W	21-41-13
76	Mar. 30	Calgary	4-2 W	22-41-13
77	Apr. 1	@ Calgary	5-6 L	22-42-13
78	Apr. 2	@ Edmonton	4-8 L	22-43-13
79	Apr. 5	@ Los Angeles	5-3 W	23-43-13
80	Apr. 6	Edmonton	2-3 L	23-44-13

# 1986.87 SEASON RECORD

## SMYTHE DIVISION FINISH

5th (66 Points)

## COACH

Tom Watt

## GM

Jack Gordon

## CAPTAIN

Stan Smyl

## SCORING

Player	GP	G	A	PTS	PIM
Tanti	77	41	38	79	84
Pederson	79	24	52	76	50
Skriko	76	33	41	74	44
Sundstrom	72	29	42	71	40
Lidster	80	12	51	63	40
Smyl	66	20	23	43	84
Sutter	74	20	22	42	113
Tambellini	72	16	20	36	14
Sandlak	78	15	21	36	66
Lemay	52	9	17	26	128
Summanen	EDM 48	10	7	17	15
	VAN 10	4	4	8	0
Petit	69	12	13	25	131
Hodgson	43	9	13	22	25
Peterson	69	7	15	22	77
Butcher	70	5	15	20	207
Lowry	70	8	10	18	176
Richter	78	2	15	17	172
Bruce	50	9	7	16	109
Benning	TOR 5	0	0	0	4
	VAN 54	2	11	13	40

Player	GP	G	A	PTS	PIM
Maxwell	30	1	7	8	28
Lanz	17	1	6	7	10
Crawford	21	0	3	3	67
Halward	10	0	3	3	34
Kulak	28	1	1	2	38
LeBlanc	2	1	0	1	0
Coxe	15	1	0	1	31
Young	8	0	1	1	0
Levie	9	0	1	1	13
Bartel	40	0	1	1	14
Gamble	1	0	0	0	0
Agnew	4	0	0	0	0
Hall	4	0	0	0	0
Cochrane	14	0	0	0	52
Caprice	25	0	0	0	9
Brodeur	53	0	0	0	2

Goaltender	GPI	MIN	GA	SO	AVG	W-L-T
Brodeur	53	2972	178	1	3.59	20-25-5
Caprice	25	1390	89	0	3.84	8-11-2
Gamble	1	60	4	0	4.00	0-1-0
Young	8	420	35	0	5.00	1-6-1

## RESULTS

No	Date	Opponent	Score	Record
1	Oct. 11	St. Louis	4-3 W	1-0-0
2	Oct. 13	Quebec	1-7 L	1-1-0
3	Oct. 15	@ New Jersey	2-3 L	1-2-0
4	Oct. 16	@ Philadelphia	2-6 L	1-3-0
5	Oct. 18	@ Minnesota	1-4 L	1-4-0
6	Oct. 22	Boston	5-1 W	2-4-0
7	Oct. 24	Chicago	2-2 T	2-4-1
8	Oct. 26	@ Edmonton	2-3 L	2-5-1
9	Oct. 28	Washington	2-5 L	2-6-1
10	Oct. 31	Edmonton	2-6 L	2-7-1
11	Nov. 2	Montreal	3-5 L	2-8-1
12	Nov. 4	@ Pittsburgh	2-2 T	2-8-2
13	Nov. 5	@ Washington	2-3 L	2-9-2
14	Nov. 7	@ Buffalo	7-6 W	3-9-2
15	Nov. 8	@ Toronto	5-3 W	4-9-2
16	Nov. 11	@ Calgary	3-5 L	4-10-2
17	Nov. 12	Hartford	3-4 L	4-11-2
18	Nov. 14	Winnipeg	2-3 L	4-12-2
19	Nov. 18	Calgary	5-0 W	5-12-2
20	Nov. 21	NY Rangers	5-8 L	5-13-2
21	Nov. 22	@ Edmonton	2-5 L	5-14-2
22	Nov. 25	Los Angeles	11-5 W	6-14-2
23	Nov. 26	@ Los Angeles	5-3 W	7-14-2
24	Nov. 29	Winnipeg	3-6 L	7-15-2
25	Dec. 2	Chicago	2-4 L	7-16-2
26	Dec. 5	NY Islanders	3-4 L	7-17-2
27	Dec. 7	@ Winnipeg	3-1 W	8-17-2
28	Dec. 9	@ Philadelphia	3-6 L	8-18-2
29	Dec. 11	@ Boston	2-4 L	8-19-2
30	Dec. 13	@ Hartford	2-2 T	8-19-3
31	Dec. 14	@ Chicago	7-3 W	9-19-3
32	Dec. 17	Detroit	4-5 L	9-20-3
33	Dec. 19	@ Edmonton	2-4 L	9-21-3
34	Dec. 20	Calgary	3-5 L	9-22-3
35	Dec. 23	Los Angeles	6-4 W	10-22-3
36	Dec. 27	Philadelphia	4-2 W	11-22-3
37	Dec. 30	Edmonton	3-7 L	11-23-3
38	Jan. 2	Los Angeles	3-3 T	11-23-4
39	Jan. 4	@ Winnipeg	2-4 L	11-24-4
40	Jan. 6	@ Quebec	2-3 L	11-25-4

No	Date	Opponent	Score	Record
41	Jan. 7	@ Montreal	3-2 W	12-24-4
42	Jan. 10	@ New Jersey	2-2 T	12-25-5
43	Jan. 11	@ NY Rangers	3-8 L	12-26-5
44	Jan. 14	@ Los Angeles	0-4 L	12-27-5
45	Jan. 16	Calgary	9-5 W	13-27-5
46	Jan. 17	@ Calgary	4-3 W	14-27-5
47	Jan. 19	@ Winnipeg	4-5 L	14-28-5
48	Jan. 21	NY Rangers	5-3 W	15-28-5
49	Jan. 23	Pittsburgh	0-6 L	15-29-5
50	Jan. 27	Edmonton	4-4 T	15-29-6
51	Jan. 28	@ Edmonton	3-7 L	15-30-6
52	Jan. 30	New Jersey	3-4 L	15-31-6
53	Feb. 1	Minnesota	3-4 L	15-32-6
54	Feb. 3	@ Calgary	4-2 W	16-32-6
55	Feb. 4	NY Islanders	4-5 L	17-32-6
56	Feb. 6	St. Louis	2-2 T	17-32-7
57	Feb. 8	Calgary	2-3 L	17-33-7
58	Feb. 14	@ Pittsburgh	3-3 T	17-33-8
59	Feb. 17	@ St. Louis	4-3 W	18-33-8
60	Feb. 18	@ Minnesota	3-7 L	18-34-8
61	Feb. 20	Washington	3-6 L	18-35-8
62	Feb. 22	Toronto	3-2 W	19-35-8
63	Feb. 24	@ Calgary	0-2 L	19-36-8
64	Feb. 26	@ Detroit	4-5 L	19-37-8
65	Feb. 28	@ Toronto	6-8 L	19-38-8
66	Mar. 1	@ Buffalo	4-2 W	20-38-8
67	Mar. 4	Edmonton	5-8 L	20-39-8
68	Mar. 6	Montreal	4-1 W	21-39-8
69	Mar. 8	@ Los Angeles	2-5 L	21-40-8
70	Mar. 10	Detroit	7-4 W	22-40-8
71	Mar. 13	Buffalo	6-4 W	23-40-8
72	Mar. 17	Quebec	4-2 W	24-40-8
73	Mar. 20	Winnipeg	6-5 OT W	25-40-8
74	Mar. 22	@ Winnipeg	2-3 L	25-41-8
75	Mar. 26	@ NY Islanders	5-2 W	26-41-8
76	Mar. 28	@ Boston	1-2 L	26-42-8
77	Mar. 29	@ Hartford	4-7 L	26-43-8
78	Apr. 1	@ Los Angeles	8-3 W	27-43-8
79	Apr. 3	Winnipeg	6-4 W	28-43-8
80	Apr. 5	Los Angeles	5-2 W	29-43-8

## SMYTHE DIVISION FINISH

5th (59 Points)

## COACH

Bob McCammon

## GM

Pat Quinn

## CAPTAIN

Stan Smyl

## SCORING

Player	GP	G	A	PTS	PIM
Tanti	73	40	37	77	90
Adams	80	36	40	76	30
Pederson	76	19	52	71	92
Skriko	73	30	34	64	32
Smyl	57	12	25	37	110
Lidster	64	4	32	36	105
Benning	77	7	26	33	58
Sandlak	49	16	15	31	81
Sutter	80	15	15	30	165
Wickenheiser	80	7	19	26	36
Boyd	60	7	16	23	64
Butcher	80	6	17	23	285
LeBlanc	41	12	10	22	18
Tambellini	41	11	10	21	8
Saunders	56	7	13	20	10
Coxe	64	5	12	17	186
Lawless	HFD 27	4	5	9	16
	PHI 8	0	5	5	0
	VAN 13	0	1	1	0
Huber	35	4	10	14	40
Kidd	19	4	7	11	25
Bruce	28	7	3	10	57
Hodgson	8	3	7	10	57
Stanley	57	2	7	9	151

## RESULTS

No	Date	Opponent	Score	Record
1	Oct. 8	St. Louis	8-2 W	1-0-0
2	Oct. 10	NY Islanders	1-7 L	1-1-0
3	Oct. 12	Detroit	2-3 L	1-2-0
4	Oct. 18	@ Los Angeles	4-2 W	2-2-0
5	Oct. 21	Boston	4-5 L	2-3-0
6	Oct. 23	Edmonton	4-5 OT L	2-4-0
7	Oct. 24	@ Edmonton	5-9 L	2-5-0
8	Oct. 27	Washington	2-3 L	2-6-0
9	Oct. 30	Calgary	3-3 T	2-6-1
10	Nov. 1	@ Winnipeg	3-7 L	2-7-1
11	Nov. 3	@ Washington	2-3 L	2-8-1
12	Nov. 5	@ Philadelphia	4-3 W	3-8-1
13	Nov. 7	@ Minnesota	4-1 W	4-8-1
14	Nov. 8	@ Winnipeg	3-7 L	4-9-1
15	Nov. 11	Buffalo	4-4 T	4-9-2
16	Nov. 13	Quebec	6-4 W	5-9-2
17	Nov. 15	@ Calgary	4-8 L	5-10-2
18	Nov. 17	Pittsburgh	6-4 W	6-10-2
19	Nov. 19	@ Detroit	4-1 W	7-10-2
20	Nov. 21	@ St. Louis	1-4 L	7-11-2
21	Nov. 22	@ Chicago	2-3 L	7-12-2
22	Nov. 25	Calgary	2-4 L	7-13-2
23	Nov. 27	New Jersey	4-2 W	8-13-2
24	Dec. 1	@ Quebec	3-1 W	9-13-2
25	Dec. 2	@ Montreal	3-3 T	9-13-3
26	Dec. 5	@ Pittsburgh	3-6 L	9-14-3
27	Dec. 6	@ Buffalo	5-1 W	10-14-3
28	Dec. 8	Minnesota	2-3 L	10-15-3
29	Dec. 11	@ Edmonton	1-2 L	10-16-3
30	Dec. 12	Edmonton	3-6 L	10-17-3
31	Dec. 15	@ Hartford	2-2 T	10-17-4
32	Dec. 17	@ Boston	2-3 OT L	10-18-4
33	Dec. 20	Hartford	3-3 T	10-18-5
34	Dec. 23	Los Angeles	5-1 W	11-18-5
35	Dec. 26	@ Los Angeles	2-3 L	11-19-5
36	Dec. 28	@ Edmonton	3-7 L	11-20-5
37	Dec. 29	Montreal	1-4 L	11-21-5
38	Dec. 31	Winnipeg	2-1 W	12-21-5
39	Jan. 2	Philadelphia	1-4 L	12-22-5
40	Jan. 4	@ Toronto	7-7 T	12-22-6

Player	GP	G	A	PTS	PIM	
Bradley	11	3	5	8	6	
Richter	49	2	4	6	224	
Melnyk	NYR 14	0	1	1	34	
	VAN 49	2	3	5	73	
Summanen	9	2	3	5	2	
Berry	14	2	3	5	6	
Lowry	22	1	3	4	38	
Petit	10	0	3	3	35	
Woodley	5	2	0	2	17	
Bakovic	10	2	0	2	48	
Lanthier	5	1	1	2	2	
Vilgrain	6	1	1	2	0	
McLean	41	0	2	2	8	
Agnew	10	0	1	1	16	
Caprice	22	0	0	0	6	
MacDonald	1	0	0	0	0	
Murphy	5	0	0	0	2	
Rohlicek	7	0	0	0	4	
Stern	15	0	0	0	52	
Weeks	9	0	0	0	0	
Goaltenders	GPI	MIN	GA	SO	AVG	W-L-T
Weeks	9	550	31	0	3.38	4-3-2
McLean	41	2380	147	1	3.71	11-27-3
Caprice	22	1250	87	0	4.18	7-10-2
Brodeur	11	670	49	0	4.39	3-6-2

# 1988.89 SEASON RECORD

## SMYTHE DIVISION FINISH

4th (74 Points)

## COACH

Bob McCammon

## GM

Pat Quinn

## CAPTAIN

Stan Smyl

## SCORING

Player	GP	G	A	PTS	PIM
Skriko	74	30	36	66	57
Linden	80	30	29	59	41
Reinhart	64	7	50	57	44
Tanti	77	24	25	49	69
Bradley	71	18	27	45	42
Pederson	62	15	26	41	22
Nordmark	80	6	35	41	97
Sandlak	72	20	20	40	99
Bozek	71	17	18	35	64
Adams	61	19	14	33	24
Sutter	75	17	15	32	122
Smyl	75	7	18	25	102
Lidster	63	5	17	22	78
Butcher	78	0	20	20	227
Hodgson	23	4	13	17	25
Adams	EDM 49	4	5	9	82
	VAN 12	4	2	6	35
Bruce	53	7	7	14	65
Melnyk	74	3	11	14	82
Benning	65	3	9	12	48
Smith	EDM 19	1	1	2	9
	VAN 10	3	4	7	4

Player	GP	G	A	PTS	PIM
Snepsts	59	0	8	8	69
Bridgman	15	4	3	7	10
Charbonneau	MTL 9	1	3	4	6
	VAN 13	0	1	1	6
Stanley	20	3	1	4	14
Guy	45	2	2	4	34
Berry	13	2	1	3	5
Stern	17	1	0	1	49
Boyd	2	0	1	1	0
Murphy	8	0	1	1	2
McLean	42	0	1	1	6
Kidd	1	0	0	0	0
Mazur	1	0	0	0	0
Rohlicek	2	0	0	0	4
Hawkins	4	0	0	0	9
Gamble	5	0	0	0	0
Weeks	35	0	0	0	4

Goaltender	GPI	MIN	GA	SO	AVG	W-L-T
Gamble	5	302	12	0	2.38	2-3-0
McLean	42	2477	127	4	3.08	20-17-3
Weeks	35	2058	102	0	3.08	11-19-5

## RESULTS

No	Date	Opponent	Score	Record
1	Oct. 6	Winnipeg	2-2 T	0-0-1
2	Oct. 8	Detroit	3-3 T	0-0-2
3	Oct. 10	NY Islanders	2-3 L	0-1-2
4	Oct. 12	@ Edmonton	6-2 W	1-1-2
5	Oct. 14	@ Winnipeg	3-4 OT L	1-2-2
6	Oct. 16	@ NY Rangers	2-3 L	1-3-2
7	Oct. 18	@ NY Islanders	2-3 L	1-4-2
8	Oct. 19	@ New Jersey	4-0 W	2-4-2
9	Oct. 23	Edmonton	6-5 W	3-4-2
10	Oct. 25	Washington	3-4 OT L	3-5-2
11	Oct. 28	Chicago	5-2 W	4-5-2
12	Oct. 30	Calgary	2-1 W	5-5-2
13	Nov. 1	@ Pittsburgh	3-5 L	5-6-2
14	Nov. 3	@ Philadelphia	5-2 W	6-6-2
15	Nov. 5	@ Hartford	3-2 OT W	7-6-2
16	Nov. 6	@ Boston	2-4 L	7-7-2
17	Nov. 9	Hartford	1-1 T	7-7-3
18	Nov. 11	Montreal	1-3 L	7-8-3
19	Nov. 13	Pittsburgh	2-4 L	7-9-3
20	Nov. 15	@ Los Angeles	4-6 L	7-10-3
21	Nov. 17	@ Minnesota	6-7 L	7-11-3
22	Nov. 19	@ St. Louis	3-2 W	8-11-3
23	Nov. 20	@ Chicago	7-4 W	9-11-3
24	Nov. 22	Buffalo	4-2 W	10-11-3
25	Nov. 25	New Jersey	2-2 T	10-11-4
26	Nov. 27	Los Angeles	5-2 W	11-11-4
27	Nov. 29	@ Calgary	3-3 T	11-11-5
28	Nov. 30	@ Edmonton	2-4 L	11-12-5
29	Dec. 2	@ Winnipeg	3-6 L	11-13-5
30	Dec. 6	NY Rangers	3-5 L	11-14-5
31	Dec. 9	Quebec	2-4 L	11-15-5
32	Dec. 11	Winnipeg	8-6 W	12-15-5
33	Dec. 15	@ Calgary	0-2 L	12-16-5
34	Dec. 16	Calgary	3-5 L	12-17-5
35	Dec. 19	Minnesota	5-1 W	13-17-5
36	Dec. 21	@ Edmonton	2-1 W	14-17-5
37	Dec. 23	Los Angeles	2-5 L	14-18-5
38	Dec. 26	Calgary	2-3 OT L	14-19-5
39	Dec. 29	@ Los Angeles	6-3 W	15-19-5
40	Jan. 1	Montreal	0-4 L	15-20-5

No	Date	Opponent	Score	Record
41	Jan. 4	@ Winnipeg	2-4 L	15-21-5
42	Jan. 6	@ Detroit	2-2 T	15-21-6
43	Jan. 7	@ Pittsburgh	7-5 W	16-21-6
44	Jan. 9	@ Toronto	0-3 L	16-22-6
45	Jan. 13	Winnipeg	1-3 L	16-23-6
46	Jan. 15	St. Louis	2-1 W	17-23-6
47	Jan. 17	Philadelphia	5-3 W	18-23-6
48	Jan. 21	NY Rangers	4-5 OT L	18-24-6
49	Jan. 24	Chicago	2-4 L	18-25-6
50	Jan. 26	@ Los Angeles	6-2 W	19-25-6
51	Jan. 29	Calgary	4-4 T	19-25-7
52	Jan. 31	Edmonton	6-2 W	20-25-7
53	Feb. 1	@ Edmonton	3-4 L	20-26-7
54	Feb. 4	@ Calgary	2-5 L	20-27-7
55	Feb. 5	@ Calgary	4-5 L	20-28-7
56	Feb. 9	@ Minnesota	2-3 L	20-29-7
57	Feb. 10	@ Buffalo	5-4 W	21-29-7
58	Feb. 12	@ Philadelphia	3-2 W	22-29-7
59	Feb. 14	Boston	5-2 W	23-29-7
60	Feb. 16	Quebec	3-2 W	24-29-7
61	Feb. 19	Washington	3-2 W	25-29-7
62	Feb. 21	St. Louis	2-0 W	26-29-7
63	Feb. 23	Toronto	2-1 OT W	27-29-7
64	Feb. 26	@ Montreal	2-5 L	27-30-7
65	Feb. 28	@ Quebec	3-2 W	28-30-7
66	Mar. 2	@ Hartford	1-2 L	28-31-7
67	Mar. 4	@ Boston	4-6 L	28-32-7
68	Mar. 5	@ Washington	0-3 L	28-33-7
69	Mar. 8	Winnipeg	3-0 W	29-33-7
70	Mar. 10	Los Angeles	4-2 W	30-33-7
71	Mar. 14	Detroit	2-2 T	30-33-8
72	Mar. 16	Edmonton	3-0 W	31-33-8
73	Mar. 18	NY Islanders	2-1 W	32-33-8
74	Mar. 20	@ New Jersey	1-3 L	32-34-8
75	Mar. 22	@ Toronto	3-5 L	32-35-8
76	Mar. 24	@ Buffalo	2-5 L	32-36-8
77	Mar. 26	@ Winnipeg	7-3 W	33-36-8
78	Mar. 29	Edmonton	2-5 L	33-37-8
79	Apr. 1	@ Los Angeles	4-6 L	33-38-8
80	Apr. 2	Los Angeles	4-5 L	33-39-8

## SMYTHE DIVISION FINISH

5th (64 Points)

## COACH

Bob McCammon

## GM

Pat Quinn

## CAPTAIN

Stan Smyl

## SCORING

Player	GP	G	A	PTS	PIM
Quinn	PIT 41	9	20	29	22
	VAN 37	16	18	34	27
Reinhart		67	17	40	57
Linden		73	21	30	51
Adams		65	30	20	50
Bradley		67	19	29	48
Skriko		77	15	33	48
Larionov		74	17	27	44
Lidster		80	8	28	36
Krutov		61	11	23	34
Tanti		41	14	18	32
Lumme	MTL 54	1	19	20	41
	VAN 11	3	7	10	8
Sandlak		70	15	8	23
Bozek		58	14	9	23
McBain	PIT 41	5	9	14	51
	VAN 26	4	5	9	22
		67	9	14	23
Butcher		80	6	14	20
Sutter		62	9	9	18
Smyl		47	1	15	16
Nordmark		44	2	11	13
Benning		45	3	9	12

Player	GP	G	A	PTS	PIM	
Penderson	16	2	7	9	10	
Capuano	PIT 6	0	0	0	2	
	VAN 27	3	5	8	10	
Smith	30	3	4	7	72	
Guy	30	2	5	7	32	
Plavsic	STL 4	0	1	1	2	
	VAN 11	3	2	5	8	
Stern	34	2	3	5	208	
Snepsts	39	1	3	4	26	
Coxe	25	1	4	5	66	
McLean	63	0	3	3	6	
Buskas	17	0	3	3	36	
Murphy	12	1	1	2	0	
Stanley	23	1	1	2	27	
Melnyk	67	0	2	2	91	
Lenardon	8	1	0	1	4	
Hawkins	4	0	0	0	6	
Mazur	5	0	0	0	4	
Agnew	7	0	0	0	36	
Weeks	21	0	0	0	0	
Goaltender	GPI	MIN	GA	SO	AVG	W-L-T
McLean	63	3739	216	0	3.47	21-30-10
Weeks	21	1142	79	0	4.15	4-11-4

## RESULTS

No	Date	Opponent	Score	Record
1	Oct. 5	Edmonton	1-4 L	0-1-0
2	Oct. 7	Detroit	5-3 W	1-1-0
3	Oct. 9	NY Islanders	2-5 L	1-2-0
4	Oct. 11	@ Edmonton	5-2 W	2-2-0
5	Oct. 13	Los Angeles	5-6 L	2-3-0
6	Oct. 15	Boston	7-6 W	3-3-0
7	Oct. 18	@ Toronto	3-4 L	3-4-0
8	Oct. 20	@ New Jersey	3-2 W	4-4-0
9	Oct. 21	@ NY Islanders	2-1 W	5-4-0
10	Oct. 23	@ NY Rangers	3-5 L	5-5-0
11	Oct. 27	@ Calgary	5-5 T	5-5-1
12	Oct. 28	Calgary	4-3 W	6-5-1
13	Oct. 31	New Jersey	4-3 W	7-5-1
14	Nov. 3	Winnipeg	2-3 L	7-6-1
15	Nov. 5	Pittsburgh	5-3 W	8-6-1
16	Nov. 8	@ Winnipeg	2-3 OT L	8-7-1
17	Nov. 10	@ Buffalo	2-4 L	8-8-1
18	Nov. 11	@ Quebec	2-3 L	8-9-1
19	Nov. 14	Washington	4-4 T	8-9-2
20	Nov. 16	Chicago	4-3 W	9-9-2
21	Nov. 19	Buffalo	2-2 T	9-9-3
22	Nov. 21	@ Edmonton	3-4 L	9-10-3
23	Nov. 25	@ Los Angeles	4-4 L	9-11-3
24	Nov. 26	Los Angeles	3-3 T	9-11-4
25	Nov. 29	Toronto	2-3 OT L	9-12-4
26	Dec. 1	NY Rangers	3-4 L	9-13-4
27	Dec. 3	Minnesota	6-5 W	10-13-4
28	Dec. 6	@ Los Angeles	4-5 OT L	10-14-4
29	Dec. 9	@ St. Louis	4-6 L	10-15-4
30	Dec. 10	@ Chicago	1-7 L	10-16-4
31	Dec. 12	@ Minnesota	4-2 W	11-16-4
32	Dec. 13	@ Winnipeg	3-3 T	11-16-5
33	Dec. 15	Winnipeg	3-3 T	11-16-6
34	Dec. 17	Quebec	2-2 T	11-16-7
35	Dec. 19	Calgary	1-2 L	11-17-7
36	Dec. 20	@ Calgary	1-2 OT L	11-18-7
37	Dec. 23	@ Los Angeles	1-4 L	11-19-7
38	Dec. 27	Montreal	2-1 W	12-19-7
39	Dec. 31	Philadelphia	2-2 T	12-19-8
40	Jan. 2	@ Detroit	1-4 L	12-20-8

No	Date	Opponent	Score	Record
41	Jan. 4	@ Pittsburgh	3-4 L	12-21-8
42	Jan. 5	@ Washington	5-2 W	13-21-8
43	Jan. 7	@ Montreal	3-5 L	13-22-8
44	Jan. 10	Hartford	1-3 L	13-23-8
45	Jan. 12	St. Louis	2-5 L	13-24-8
46	Jan. 13	Buffalo	3-5 L	13-25-8
47	Jan. 16	@ NY Islanders	0-3 L	13-26-8
48	Jan. 18	@ Philadelphia	3-2 OT W	14-26-8
49	Jan. 19	@ Chicago	2-5 L	14-27-8
50	Jan. 23	Los Angeles	3-3 T	14-27-9
51	Jan. 26	Minnesota	3-6 L	14-28-9
52	Jan. 27	@ Edmonton	2-6 L	14-29-9
53	Jan. 30	Calgary	2-7 L	14-30-9
54	Feb. 1	@ Calgary	3-4 OT L	14-31-9
55	Feb. 2	@ Winnipeg	1-8 L	14-32-9
56	Feb. 4	New Jersey	4-2 W	15-32-9
57	Feb. 6	Winnipeg	5-3 W	16-32-9
58	Feb. 9	@ Hartford	4-1 W	17-32-9
59	Feb. 11	@ Boston	4-2 W	18-32-9
60	Feb. 13	@ Quebec	3-5 L	18-33-9
61	Feb. 14	@ Montreal	1-10 L	18-34-9
62	Feb. 16	Edmonton	2-2 T	18-34-10
63	Feb. 18	Boston	2-7 L	18-35-10
64	Feb. 20	Edmonton	2-4 L	18-36-10
65	Feb. 24	@ Los Angeles	6-4 W	19-36-10
66	Feb. 26	Toronto	5-2 W	20-36-10
67	Feb. 28	Philadelphia	7-7 T	20-36-11
68	Mar. 3	@ Calgary	1-5 L	20-37-11
69	Mar. 4	@ Edmonton	3-6 L	20-38-11
70	Mar. 9	Calgary	4-4 T	20-38-12
71	Mar. 11	Pittsburgh	5-3 W	21-38-12
72	Mar. 13	Hartford	0-1 L	21-39-12
73	Mar. 15	@ St. Louis	6-5 OT W	22-39-12
74	Mar. 17	@ Washington	3-1 W	23-39-12
75	Mar. 18	@ NY Rangers	2-5 L	23-40-12
76	Mar. 20	@ Detroit	4-4 T	23-40-13
77	Mar. 23	@ Winnipeg	4-2 W	24-40-13
78	Mar. 25	Winnipeg	3-3 T	24-40-14
79	Mar. 27	Edmonton	1-4 L	24-41-14
80	Mar. 31	Los Angeles	6-3 W	25-41-14

# 1990.91 SEASON RECORD

## SMYTHE DIVISION FINISH

4th (65 Points)

## COACH

Bob McCammon, Pat Quinn

## GM

Pat Quinn

## CAPTAIN

Dan Quinn, Doug Lidster, Trevor Linden

## SCORING

Player	GP	G	A	PTS	PIM	Player	GP	G	A	PTS	PIM
Linden	80	33	37	70	65	Odjick	45	7	1	8	296
Courtall	STL 66	27	30	57	56	Nordmark	45	2	6	8	63
	VAN 11	6	2	8	8	Guy	39	1	6	7	39
Quinn	64	18	31	49	46	Murphy	42	5	1	6	90
Adams	55	21	24	45	10	Dirk	STL 41	1	3	4	100
Ronning	STL 48	14	18	32	10		VAN 11	1	0	1	20
	VAN 11	6	6	12	0	McBain	13	0	5	5	32
D. Capuano	61	13	31	44	42	Stern	31	2	3	5	171
Lidster	78	6	32	38	77	Murzyn	CGY 19	0	2	2	30
Momesso	STL 59	10	18	28	131		VAN 10	1	0	1	8
	VAN 11	6	2	8	43	Gibson	14	0	3	3	20
Larionov	64	13	21	34	14	Gamble	47	0	1	1	14
Bozek	62	15	17	32	22	Agnew	20	0	0	0	81
Kron	76	12	20	32	21	Brown	1	0	0	0	7
Lumme	80	5	27	32	59	Coxe	7	0	0	0	27
Bradley	44	11	20	31	42	McKichan	1	0	0	0	0
Kurvers	TOR 19	0	3	3	8	Weeks	1	0	0	0	0
	VAN 32	4	23	27	20	Antoski	2	0	0	0	20
Valk	59	10	11	21	67	J. Capuano	3	0	0	0	0
Butcher	69	6	12	18	257	Mason	6	0	0	0	0
Mazur	36	11	7	18	14	McLean	41	0	0	0	4
Nedved	61	10	6	16	20						
Smyl	45	2	12	14	87						
Sandlak	59	7	6	13	125						
Diduck	MTL 32	1	2	3	39						
	VAN 31	3	7	10	66						
Plavsic	48	2	10	12	62						
Skriko	20	4	4	8	8						

## RESULTS

No	Date	Opponent	Score	Record	No	Date	Opponent	Score	Record
1	Oct. 4	@ Calgary	2-3 OT L	0-1-0	41	Dec. 31	@ Winnipeg	1-2 L	17-21-3
2	Oct. 6	@ Los Angeles	6-3 W	1-1-0	42	Jan. 2	@ Hartford	2-5 L	17-22-3
3	Oct. 9	Los Angeles	2-6 L	1-2-0	43	Jan. 3	@ Boston	3-8 L	17-23-3
4	Oct. 12	St. Louis	4-0 W	2-2-0	44	Jan. 5	@ Minnesota	6-5 W	18-23-3
5	Oct. 14	Edmonton	5-4 OT W	3-2-0	45	Jan. 8	Buffalo	3-3 T	18-23-4
6	Oct. 17	Boston	3-1 W	4-2-0	46	Jan. 10	Hartford	4-5 L	18-24-4
7	Oct. 19	@ Winnipeg	5-7 L	4-3-0	47	Jan. 12	@ Los Angeles	2-6 L	18-25-4
8	Oct. 21	@ Quebec	3-2 W	5-3-0	48	Jan. 16	Winnipeg	1-2 L	18-26-4
9	Oct. 23	@ Detroit	0-6 L	5-4-0	49	Jan. 23	Edmonton	6-5 W	19-26-4
10	Oct. 25	@ Boston	2-4 L	5-5-0	50	Jan. 25	Los Angeles	1-5 L	19-27-4
11	Oct. 27	@ Hartford	4-2 W	6-5-0	51	Jan. 26	@ Los Angeles	4-5 L	19-28-4
12	Oct. 30	Washington	1-2 L	6-6-0	52	Jan. 28	Chicago	0-1 L	19-29-4
13	Nov. 1	New Jersey	2-1 W	7-6-0	53	Jan. 30	@ Edmonton	4-9 L	19-30-4
14	Nov. 3	Winnipeg	3-5 L	7-7-0	54	Jan. 31	NY Rangers	3-3 T	19-30-5
15	Nov. 6	Detroit	6-3 W	8-7-0	55	Feb. 2	@ Los Angeles	1-9 L	19-31-5
16	Nov. 8	@ Toronto	5-3 W	9-7-0	56	Feb. 5	@ Washington	3-5 L	19-32-5
17	Nov. 9	@ Buffalo	1-7 L	9-8-0	57	Feb. 7	@ Philadelphia	2-1 W	20-32-5
18	Nov. 11	@ Philadelphia	0-2 L	9-9-0	58	Feb. 8	@ NY Rangers	1-8 L	20-33-5
19	Nov. 14	@ Edmonton	3-5 L	9-10-0	59	Feb. 10	@ New Jersey	0-2 L	20-34-5
20	Nov. 16	NY Islanders	3-2 W	10-10-0	60	Feb. 14	St. Louis	2-3 L	20-35-5
21	Nov. 19	Calgary	4-6 L	10-11-0	61	Feb. 16	Washington	4-2 W	21-35-5
22	Nov. 21	Chicago	4-1 W	11-11-0	62	Feb. 18	Quebec	3-3 T	21-35-6
23	Nov. 23	@ Minnesota	4-6 L	11-12-0	63	Feb. 20	@ Winnipeg	5-5 T	21-35-7
24	Nov. 24	@ St. Louis	3-3 T	11-12-1	64	Feb. 21	@ Calgary	4-6 L	21-36-7
25	Nov. 27	Minnesota	1-1 T	11-12-2	65	Feb. 23	Detroit	5-2 W	22-36-7
26	Nov. 29	Toronto	2-1 W	12-12-2	66	Feb. 25	Calgary	4-2 W	23-36-7
27	Dec. 2	@ Winnipeg	5-1 W	13-12-2	67	Feb. 27	Pittsburgh	4-3 W	24-36-7
28	Dec. 4	@ NY Islanders	4-2 W	14-12-2	68	Mar. 1	Montreal	1-7 L	24-37-7
29	Dec. 5	@ New Jersey	4-9 L	14-13-2	69	Mar. 3	@ Chicago	0-8 L	24-38-7
30	Dec. 7	@ Pittsburgh	2-2 T	14-13-3	70	Mar. 5	@ Pittsburgh	1-4 L	24-39-7
31	Dec. 10	Quebec	2-3 OT L	14-14-3	71	Mar. 7	@ Toronto	3-3 T	24-39-8
32	Dec. 12	@ Edmonton	4-5 L	14-15-3	72	Mar. 9	@ Montreal	2-4 L	24-40-8
33	Dec. 14	NY Rangers	3-5 L	14-16-3	73	Mar. 10	@ Buffalo	7-5 W	25-40-8
34	Dec. 16	Calgary	2-5 L	14-17-3	74	Mar. 13	Philadelphia	4-5 OT L	25-41-8
35	Dec. 18	@ Calgary	3-2 W	15-17-3	75	Mar. 16	NY Islanders	4-4 T	25-41-9
36	Dec. 20	Edmonton	7-4 W	16-17-3	76	Mar. 17	Los Angeles	5-4 OT W	26-41-9
37	Dec. 22	Los Angeles	4-3 W	17-17-3	77	Mar. 20	Calgary	2-3 L	26-42-9
38	Dec. 23	@ Edmonton	3-4 L	17-18-3	78	Mar. 22	Winnipeg	3-1 W	27-42-9
39	Dec. 27	Montreal	5-7 L	17-19-3	79	Mar. 26	@ Calgary	2-7 L	27-43-9
40	Dec. 28	Edmonton	2-5 L	17-20-3	80	Mar. 28	Winnipeg	3-2 OT W	28-43-9

## SMYTHE DIVISION FINISH

1st (96 Points)

## COACH

Pat Quinn

## GM

Pat Quinn

## CAPTAIN

Trevor Linden

## SCORING

Player	GP	G	A	PTS	PIM
Linden	80	31	44	75	101
Ronning	80	24	47	71	42
Larionov	72	21	44	65	54
Bure	65	34	26	60	30
Adams	76	30	27	57	8
Courtnall	70	23	34	57	116
Lumme	75	12	32	44	65
Momesso	58	20	23	43	198
Sandlak	66	16	24	40	176
Fergus	TOR 11	1	3	4	4
	VAN 44	14	20	34	17
Nedved	77	15	22	37	36
Lidster	66	6	23	29	39
Babych	75	5	24	29	63
Diduck	77	6	21	27	229
Valk	65	8	17	25	56
Walter	67	6	11	17	49

Player	GP	G	A	PTS	PIM
Murzyn	70	3	11	14	147
Odjick	65	4	6	10	348
Plavsic	16	1	9	10	14
Dirk	72	2	7	9	126
Gregg	21	1	4	5	24
Kron	36	2	2	4	2
McLean	65	0	4	4	0
McBain	6	1	0	1	0
Murphy	6	0	1	1	6
Bawa	2	0	0	0	0
Antoski	4	0	0	0	29
Mazur	5	0	0	0	2
Gamble	19	0	0	0	8
Agnew	24	0	0	0	56

Goaltender	GPI	MIN	GA	SO	AVG	W-L-T
McLean	65	3852	176	5	2.74	38-17-9
Gamble	19	1009	73	0	4.34	4-9-3

## RESULTS

No	Date	Opponent	Score	Record
1	Oct. 4	San Jose	4-3 W	1-0-0
2	Oct. 5	@ San Jose	5-2 W	2-0-0
3	Oct. 8	@ Winnipeg	3-2 OT W	3-0-0
4	Oct. 10	@ Chicago	6-7 L	3-1-0
5	Oct. 12	@ Toronto	2-1 W	4-1-0
6	Oct. 13	@ Buffalo	3-1 W	5-1-0
7	Oct. 17	Boston	3-3 T	5-1-1
8	Oct. 19	Calgary	5-2 W	6-1-1
9	Oct. 21	Toronto	4-1 W	7-1-1
10	Oct. 24	Washington	3-1 W	8-1-1
11	Oct. 26	@ Edmonton	4-5 L	8-2-1
12	Oct. 27	Edmonton	3-6 L	8-3-1
13	Oct. 29	New Jersey	4-3 W	9-3-1
14	Nov. 1	St. Louis	2-3 L	9-4-1
15	Nov. 3	Edmonton	7-2 W	10-4-1
16	Nov. 5	Winnipeg	4-2 T	10-4-2
17	Nov. 7	@ Los Angeles	2-3 W	11-4-2
18	Nov. 10	NY Islanders	6-0 W	12-4-2
19	Nov. 12	Los Angeles	8-2 W	13-4-2
20	Nov. 14	@ Calgary	2-2 T	13-4-3
21	Nov. 16	San Jose	1-0 W	14-4-3
22	Nov. 19	NY Rangers	3-4 L	14-5-3
23	Nov. 21	@ Calgary	2-3 L	14-6-3
24	Nov. 22	Calgary	6-5 OT W	15-6-3
25	Nov. 26	@ San Jose	1-4 L	15-7-3
26	Nov. 29	Chicago	5-2 W	16-7-3
27	Dec. 1	@ Edmonton	0-7 L	16-8-3
28	Dec. 3	@ Quebec	0-3 L	16-9-3
29	Dec. 4	@ Montreal	3-0 W	17-9-3
30	Dec. 7	@ Toronto	3-6 L	17-10-3
31	Dec. 10	Edmonton	4-7 L	17-11-3
32	Dec. 12	Minnesota	7-5 W	18-11-3
33	Dec. 14	@ Los Angeles	4-4 T	18-11-4
34	Dec. 17	Detroit	2-1 W	19-11-4
35	Dec. 19	Winnipeg	3-1 W	20-11-4
36	Dec. 22	Quebec	6-6 T	20-11-5
37	Dec. 27	Philadelphia	1-1 T	20-11-6
38	Dec. 28	@ San Jose	3-2 W	21-11-6
39	Dec. 31	@ Los Angeles	5-3 W	22-11-6
40	Jan. 3	@ Washington	3-3 T	22-11-7

No	Date	Opponent	Score	Record
41	Jan. 4	@ Minnesota	3-4 L	22-12-7
42	Jan. 7	San Jose	4-1 W	23-12-7
43	Jan. 12	Pittsburgh	3-4 L	23-13-7
44	Jan. 14	@ Winnipeg	4-2 W	24-13-7
45	Jan. 15	@ Edmonton	5-3 W	25-13-7
46	Jan. 21	@ Quebec	5-3 W	26-13-7
47	Jan. 23	@ Detroit	3-1 W	27-13-7
48	Jan. 25	@ St. Louis	1-0 OT W	28-13-7
49	Jan. 28	Edmonton	3-5 L	28-14-7
50	Jan. 30	Chicago	4-1 W	29-14-7
51	Feb. 1	Hartford	4-4 T	29-14-8
52	Feb. 4	Montreal	5-3 W	30-14-8
53	Feb. 6	NY Islanders	4-5 OT L	30-15-8
54	Feb. 10	@ Montreal	3-8 L	30-16-8
55	Feb. 12	@ NY Rangers	2-5 L	30-17-8
56	Feb. 13	@ New Jersey	3-5 L	30-18-8
57	Feb. 15	@ NY Islanders	1-3 L	30-19-8
58	Feb. 17	@ NY Rangers	3-3 T	30-19-9
59	Feb. 19	Buffalo	6-5 W	31-19-9
60	Feb. 21	@ San Jose	5-3 W	32-19-9
61	Feb. 23	Boston	2-1 OT W	33-19-9
62	Feb. 25	Los Angeles	3-4 L	33-20-9
63	Feb. 28	Winnipeg	5-3 W	34-20-9
64	Mar. 1	Calgary	11-0 W	35-20-9
65	Mar. 2	St. Louis	3-5 L	35-21-9
66	Mar. 5	@ Boston	2-2 T	35-21-10
67	Mar. 7	@ Hartford	5-1 W	36-21-10
68	Mar. 8	@ Philadelphia	7-3 W	37-21-10
69	Mar. 12	New Jersey	2-1 W	38-21-10
70	Mar. 14	@ Calgary	6-4 W	39-21-10
71	Mar. 18	Hartford	3-2 W	40-21-10
72	Mar. 20	Winnipeg	2-2 T	40-21-11
73	Mar. 22	@ Winnipeg	1-5 L	40-22-11
74	Mar. 24	@ Minnesota	4-2 W	41-22-11
75	Mar. 26	@ Pittsburgh	3-7 L	41-23-11
76	Mar. 28	@ Detroit	1-3 L	41-24-11
77	Mar. 29	@ Washington	4-7 L	41-25-11
78	Apr. 12	Los Angeles	1-6 L	41-26-11
79	Apr. 14	@ Los Angeles	3-2 W	42-26-11
80	Apr. 16	Calgary	4-4 T	42-26-12



# 1992.93 SEASON RECORD

## SMYTHE DIVISION FINISH

1st (101 Points)

## COACH

Pat Quinn

## GM

Pat Quinn

## CAPTAIN

Trevor Linden

## SCORING

Player	GP	G	A	PTS	PIM
Bure	83	60	50	110	69
Ronning	79	29	56	85	30
Courttnall	84	31	46	77	167
Craven	HFD 67	25	42	67	20
	VAN 10	0	10	10	12
Linden	84	33	39	72	64
Nedved	84	38	33	71	96
Adams	53	25	31	56	14
Ward	70	22	30	52	82
Semenov	TB 13	2	3	5	4
	VAN 62	10	34	44	28
Lumme	74	8	36	44	55
Momesso	84	18	20	38	200
Sandlak	59	10	18	28	122
Plavsic	57	6	21	27	53
Sleg	41	4	22	26	109
Lidster	71	6	19	25	36
Diduck	80	6	14	20	171

Player	GP	G	A	PTS	PIM
Babych	43	3	16	19	44
Odjick	75	4	13	17	370
Murzyn	79	5	11	16	196
Fergus	36	5	9	14	20
Valk	48	6	7	13	77
Hunter	QUE 48	5	3	8	94
	VAN 26	0	4	4	99
Dirk	69	4	8	12	150
Walter	25	3	0	3	10
Whitmore	31	0	3	3	2
Morin	1	0	1	1	0
Ratushny	1	0	1	1	2
McLean	54	0	1	1	16
Antoski	2	0	0	0	0

Goaltender	GPI	MIN	GA	SO	AVG	W-L-T
Whitmore	31	1817	94	1	3.10	18-8-4
McLean	54	3261	184	3	3.39	28-21-5

## RESULTS

No	Date	Opponent	Score	Record
1	Oct. 6	@ Edmonton	5-4 W	1-0-0
2	Oct. 10	Edmonton	5-2 W	2-0-0
3	Oct. 12	Winnipeg	8-1 W	3-0-0
4	Oct. 16	@ Winnipeg	6-2 W	4-0-0
5	Oct. 18	@ Chicago	1-3 L	4-1-0
6	Oct. 20	@ Pittsburgh	1-5 L	4-2-0
7	Oct. 22	@ Philadelphia	4-4 T	4-2-1
8	Oct. 25	Boston	3-5 L	4-3-1
9	Oct. 28	Washington	4-3 W	5-3-1
10	Oct. 30	Minnesota	2-3 L	5-4-1
11	Nov. 1	@ Calgary	3-5 L	5-5-1
12	Nov. 4	Calgary	5-5 T	5-5-2
13	Nov. 6	Ottawa	4-1 W	6-5-2
14	Nov. 8	Winnipeg	6-1 W	7-5-2
15	Nov. 10	San Jose	6-2 W	8-5-2
16	Nov. 12	@ Los Angeles	4-7 L	8-6-2
17	Nov. 14	@ San Jose	5-2 W	9-6-2
18	Nov. 16	Los Angeles	6-3 W	10-6-2
19	Nov. 18	@ Edmonton	2-4 L	10-7-2
20	Nov. 19	@ Calgary	3-4 L	10-8-2
21	Nov. 21	Edmonton	9-0 W	11-8-2
22	Nov. 23	Chicago	5-2 W	12-8-2
23	Nov. 25	@ Minnesota	4-7 W	13-8-2
24	Nov. 26	@ St. Louis	5-2 L	13-9-2
25	Nov. 28	@ Montreal	6-5 W	14-9-2
26	Dec. 3	Edmonton	4-1 W	15-9-2
27	Dec. 7	St. Louis	4-3 W	16-9-2
28	Dec. 9	San Jose	8-3 W	17-9-2
29	Dec. 13	Quebec	3-3 T	17-9-3
30	Dec. 16	@ Edmonton	2-4 L	17-10-3
31	Dec. 18	San Jose	8-1 W	18-10-3
32	Dec. 19	@ San Jose	6-3 W	19-10-3
33	Dec. 22	@ Los Angeles	6-2 W	20-10-3
34	Dec. 27	Montreal	5-2 W	21-10-3
35	Dec. 29	San Jose	7-5 W	22-10-3
36	Dec. 31	Los Angeles	4-0 W	23-10-3
37	Jan. 2	@ San Jose	2-2 T	23-10-4
38	Jan. 4	Tampa Bay	7-0 W	24-10-4
39	Jan. 6	@ Toronto	5-2 W	25-10-4
40	Jan. 8	@ Detroit	3-6 L	25-11-4
41	Jan. 9	@ NY Islanders	5-4 W	26-11-4
42	Jan. 11	@ NY Rangers	3-3 T	26-11-5

No	Date	Opponent	Score	Record
43	Jan. 12	@ New Jersey	2-3 L	26-12-5
44	Jan. 15	Buffalo	4-1 W	27-12-5
45	Jan. 16	Hartford	8-3 W	28-12-5
46	Jan. 19	Pittsburgh	2-5 L	28-13-5
47	Jan. 21	@ Los Angeles	5-4 W	29-13-5
48	Jan. 23	@ Minnesota	3-3 T	29-13-6
49	Jan. 24	@ Chicago	2-6 L	29-14-6
50	Jan. 27	Chicago	4-4 T	29-14-7
51	Jan. 30	Detroit	4-4 T	29-14-8
52	Feb. 1	Minnesota	4-5 L	29-15-8
53	Feb. 3	Tampa Bay	4-2 W	30-15-8
54	Feb. 9	@ Quebec	5-1 W	31-15-8
55	Feb. 11	@ Toronto	2-5 L	31-16-8
56	Feb. 12	@ Buffalo	3-1 W	32-16-8
57	Feb. 15	@ Los Angeles	0-3 L	32-17-8
58	Feb. 18	Philadelphia	2-3 L	32-18-8
59	Feb. 20	Winnipeg	4-2 W	33-18-8
60	Feb. 22	Toronto	1-8 L	33-19-8
61	Feb. 24	NY Rangers	5-4 W	34-19-8
62	Feb. 26	@ Winnipeg	7-4 W	35-19-8
63	Mar. 1	@ Buffalo	5-2 W	36-19-8
64	Mar. 2	@ Washington	3-3 T	36-19-9
65	Mar. 4	@ Boston	3-4 L	36-20-9
66	Mar. 6	@ Hartford	1-5 L	36-21-9
67	Mar. 9	New Jersey	7-2 W	37-21-9
68	Mar. 11	Minnesota	3-4 L	37-22-9
69	Mar. 12	@ Winnipeg	3-2 W	38-22-9
70	Mar. 14	@ Calgary	2-3 L	38-23-9
71	Mar. 18	Winnipeg	2-5 L	38-24-9
72	Mar. 20	NY Islanders	2-7 L	38-25-9
73	Mar. 22	St. Louis	1-3 L	38-26-9
74	Mar. 24	Los Angeles	6-2 W	39-26-9
75	Mar. 26	Calgary	1-3 L	39-27-9
76	Mar. 30	@ St. Louis	6-3 W	40-27-9
77	Apr. 1	@ Tampa Bay	5-3 W	41-27-9
78	Apr. 3	@ Detroit	1-5 L	41-28-9
79	Apr. 4	@ Ottawa	3-0 W	42-28-9
80	Apr. 7	Edmonton	5-4 OT W	43-28-9
81	Apr. 9	@ Calgary	1-8 L	43-29-9
82	Apr. 11	Calgary	6-3 W	44-29-9
83	Apr. 13	Los Angeles	7-4 W	45-29-9
84	Apr. 15	@ Los Angeles	8-6 W	46-29-9



## PACIFIC DIVISION FINISH

2nd (85 Points)

## COACH

Pat Quinn

## GM

Pat Quinn

## CAPTAIN

Trevor Linden

## SCORING

Player	GP	G	A	PTS	PIM
Bure	76	60	47	107	86
G. Courtmall	82	26	44	70	123
Ronning	76	25	43	68	42
Brown	STL 63	13	47	60	46
	VAN 11	1	5	6	10
Linden	84	32	29	61	73
Craven	78	15	40	55	30
Lumme	83	13	42	55	50
Sleg	78	5	33	38	86
Adams	68	13	24	37	20
Babych	73	4	28	32	52
Odjick	76	16	13	29	271
Gelinas	QUE 31	6	6	12	8
	VAN 33	8	8	16	26
Carson	LA 25	4	7	11	2
	VAN 34	7	10	17	22
Momesso	68	14	13	27	149
Murzyn	80	6	14	20	109
Glynn	OTT 48	2	13	15	53
	VAN 16	0	0	0	12
Charbonneau	30	7	7	14	49

Player	GP	G	A	PTS	PIM	
Hedican	STL 38	2	3	5	14	
	VAN 8	0	1	1	0	
Diduck	55	1	10	11	72	
Plavsic	47	1	9	10	6	
McIntyre	62	3	6	9	38	
Lafayette	STL 38	2	3	5	14	
	VAN 11	1	1	2	4	
Hunter	56	3	4	7	171	
Ward	33	6	1	7	37	
Jackson	12	5	1	6	9	
Kesa	19	2	4	6	18	
Namestnikov	17	0	5	5	10	
Dirk	65	2	3	5	105	
Eisenhut	13	1	3	4	21	
McLean	52	0	4	4	2	
Antoski	55	1	2	3	190	
Morin	5	1	1	2	6	
Whitmore	32	0	0	0	6	
Peca	4	0	0	0	2	
Goaltender	GPI	MIN	GA	SO	AVG	W-L-T
McLean	52	3128	156	3	2.99	23-26-3
Whitmore	32	1921	113	0	3.53	18-14-0

## RESULTS

No	Date	Opponent	Score	Record
1	Oct. 6	@ Los Angeles	5-2 W	1-0-0
2	Oct. 9	Calgary	1-5 L	1-1-0
3	Oct. 11	Edmonton	4-1 W	2-1-0
4	Oct. 16	@ Edmonton	3-2 W	3-1-0
5	Oct. 19	Boston	5-4 W	4-1-0
6	Oct. 21	@ Calgary	6-3 W	5-1-0
7	Oct. 23	@ San Jose	6-4 W	6-1-0
8	Oct. 24	San Jose	3-2 OT W	7-1-0
9	Oct. 27	Washington	2-4 L	7-2-0
10	Oct. 30	Buffalo	3-6 L	7-3-0
11	Nov. 2	@ NY Islanders	2-1 W	8-3-0
12	Nov. 3	@ NY Rangers	3-6 L	8-4-0
13	Nov. 5	@ Washington	2-3 L	8-5-0
14	Nov. 7	@ Philadelphia	5-2 W	9-5-0
15	Nov. 10	Los Angeles	4-0 W	10-5-0
16	Nov. 13	@ Calgary	3-4 L	10-6-0
17	Nov. 14	Anaheim	3-2 W	11-6-0
18	Nov. 16	St. Louis	3-0 W	12-6-0
19	Nov. 19	Anaheim	3-6 L	12-7-0
20	Nov. 22	Toronto	2-5 L	12-8-0
21	Nov. 24	Detroit	4-5 OT L	12-9-0
22	Nov. 26	@ Winnipeg	5-3 W	13-9-0
23	Nov. 27	@ Edmonton	1-2 L	13-10-0
24	Nov. 29	Chicago	2-1 W	14-10-0
25	Dec. 2	Philadelphia	3-6 L	14-11-0
26	Dec. 4	@ Quebec	1-3 L	14-12-0
27	Dec. 6	@ Montreal	3-4 OT L	14-13-0
28	Dec. 8	@ Hartford	4-1 W	15-13-0
29	Dec. 9	@ Boston	3-2 OT W	16-13-0
30	Dec. 14	@ Calgary	4-8 L	16-14-0
31	Dec. 15	@ Edmonton	2-7 L	16-15-0
32	Dec. 17	Winnipeg	6-1 W	17-15-0
33	Dec. 19	Dallas	1-3 L	17-16-0
34	Dec. 21	Edmonton	6-3 W	18-16-0
35	Dec. 23	Calgary (@Sask.)	4-3 W	19-16-0
36	Dec. 28	@ Los Angeles	5-6 L	19-17-0
37	Dec. 31	San Jose	2-3 L	19-18-0
38	Jan. 2	Montreal	2-3 L	19-19-0
39	Jan. 5	@ Ottawa	7-2 W	20-19-0
40	Jan. 8	@ Toronto	3-6 L	20-20-0
41	Jan. 9	@ Buffalo	3-5 L	20-21-0
42	Jan. 12	Quebec	4-3 W	21-21-0

No	Date	Opponent	Score	Record
43	Jan. 14	Ottawa	2-2 T	21-21-1
44	Jan. 17	@ Anaheim	4-3 W	22-21-1
45	Jan. 19	Calgary	3-4 L	22-22-1
46	Jan. 24	@ Edmonton	5-4 OT W	23-22-1
47	Jan. 25	St. Louis	3-3 T	23-22-2
48	Jan. 27	Dallas	2-3 L	23-23-2
49	Jan. 29	New Jersey	6-3 W	24-23-2
50	Jan. 31	Los Angeles	3-1 W	25-23-2
51	Feb. 2	Chicago	6-4 W	26-23-2
52	Feb. 4	@ Anaheim	0-3 L	26-24-2
53	Feb. 6	Hartford	2-4 L	26-25-2
54	Feb. 8	@ Detroit	6-3 W	27-25-2
55	Feb. 10	@ New Jersey	3-7 L	27-26-2
56	Feb. 12	@ Tampa Bay	3-2 W	28-26-2
57	Feb. 13	@ Florida	1-2 L	28-27-2
58	Feb. 15	@ St. Louis	2-3 L	28-28-2
59	Feb. 17	@ Chicago	4-2 W	29-28-2
60	Feb. 22	Calgary	4-4 T	29-28-3
61	Feb. 26	Tampa Bay	3-1 W	30-28-3
62	Mar. 1	Edmonton	4-7 L	30-29-3
63	Mar. 3	@ St. Louis	4-0 W	31-29-3
64	Mar. 4	@ Dallas	4-1 W	32-29-3
65	Mar. 7	Florida	1-2 L	32-30-3
66	Mar. 9	NY Islanders	5-4 W	33-30-3
67	Mar. 11	@ Winnipeg	8-4 W	34-30-3
68	Mar. 13	@ Chicago	2-5 L	34-31-3
69	Mar. 15	@ Detroit	2-5 L	34-32-3
70	Mar. 16	@ Toronto	4-1 W	35-32-3
71	Mar. 19	@ Pittsburgh	4-5 L	35-33-3
72	Mar. 20	@ Dallas	1-2 OT L	35-34-3
73	Mar. 23	@ Los Angeles	6-3 W	36-34-3
74	Mar. 25	NY Rangers	2-5 L	36-35-3
75	Mar. 27	Los Angeles	4-3 W	37-35-3
76	Mar. 28	Toronto	3-2 OT W	38-35-3
77	Mar. 30	Pittsburgh	1-3 L	38-36-3
78	Apr. 1	Winnipeg	5-1 W	39-36-3
79	Apr. 2	San Jose	4-7 L	39-37-3
80	Apr. 5	Detroit	3-8 L	39-38-3
81	Apr. 7	San Jose	3-2 W	40-38-3
82	Apr. 9	Anaheim	1-3 L	40-39-3
83	Apr. 10	@ San Jose	1-3 L	40-40-3
84	Apr. 13	@ Anaheim	2-1 W	41-40-3

# 1994.95 SEASON RECORD

## PACIFIC DIVISION FINISH

2nd (48 Points)

## COACH

Rick Ley

## GM

Pat Quinn

## CAPTAIN

Trevor Linden

## SCORING

Player	GP	G	A	PTS	PIM
Bure	44	20	23	43	47
Linden	48	18	22	40	40
R. Courtnall	DAL 32	7	10	17	13
	VAN 13	4	14	18	4
G. Courtnall	45	16	18	34	81
Beraneck	PHI 14	5	5	10	2
	VAN 37	8	13	21	28
Brown	33	8	23	31	16
Momesso	48	10	15	25	65
Ronning	41	6	19	25	27
Gelinas	46	13	10	23	36
Oksiuta	EDM 26	11	2	13	6
	VAN 12	5	2	7	2
Ruuttu	CHI 20	2	5	7	6
	VAN 25	5	6	11	23
Lumme	36	5	12	17	26
Adams	31	5	10	15	12
Babych	40	3	11	14	18
Hedican	45	2	11	13	34
Peca	33	6	6	12	30
Odjick	23	4	5	9	109
Lafayette	27	4	4	8	2

Player	GP	G	A	PTS	PIM
Murzyn	40	0	8	8	129
Slegner	19	1	5	6	32
Hunter	34	3	2	5	120
Diduck	22	1	3	4	15
McIntyre	28	0	4	4	37
Cullimore	34	1	2	3	39
Namestnikov	16	0	3	3	4
Leeman	10	2	0	2	0
Aucoin	1	1	0	1	0
Charbonneau	3	1	0	1	0
Jackson	3	1	0	1	4
Plavsic	3	0	1	1	4
Whitmore	11	0	1	1	7
Walker	11	0	1	1	33
McLean	40	0	1	1	4
Antonski	7	0	0	0	46
Wotton	1	0	0	0	0
Stojanov	4	0	0	0	13

Goaltender	GPI	MIN	GA	SO	AVG	W-L-T
McLean	40	2374	109	1	2.75	18-12-10
Whitmore	11	558	37	0	3.98	0-6-2

## RESULTS

No	Date	Opponent	Score	Record
1	Jan. 20	Dallas	1-1 T	0-0-1
2	Jan. 21	St. Louis	1-7 L	0-1-1
3	Jan. 24	@ Detroit	3-6 L	0-2-1
4	Jan. 25	@ Toronto	2-6 L	0-3-1
5	Jan. 28	@ St. Louis	3-1 W	1-3-1
6	Feb. 1	Toronto	4-4 T	1-3-2
7	Feb. 5	Chicago	4-9 L	1-4-2
8	Feb. 7	Edmonton	4-4 T	1-4-3
9	Feb. 9	Winnipeg	5-1 W	2-4-3
10	Feb. 11	San Jose	1-1 T	2-4-4
11	Feb. 15	@ San Jose	1-3 L	2-5-4
12	Feb. 17	@ Anaheim	2-2 T	2-5-5
13	Feb. 18	@ Los Angeles	6-2 W	3-5-5
14	Feb. 20	Los Angeles	8-2 W	4-5-5
15	Feb. 22	Winnipeg	1-4 L	4-6-5
16	Feb. 24	@ Dallas	3-3 T	4-6-6
17	Feb. 26	@ San Jose	5-1 W	5-6-6
18	Feb. 28	San Jose	3-4 L	5-7-6
19	Mar. 2	@ Calgary	2-2 T	5-7-7
20	Mar. 4	@ Los Angeles	5-4 W	6-7-7
21	Mar. 6	Detroit	2-5 L	6-8-7
22	Mar. 11	Anaheim	5-3 W	7-8-7
23	Mar. 12	@ Edmonton	5-2 W	8-8-7
24	Mar. 14	@ Winnipeg	3-3 T	8-8-8

No	Date	Opponent	Score	Record
25	Mar. 16	@ Chicago	2-9 L	8-9-8
26	Mar. 17	@ Detroit	1-3 L	8-10-8
27	Mar. 21	Toronto	3-1 W	9-10-8
28	Mar. 23	Chicago	1-3 L	9-11-8
29	Mar. 25	Detroit	1-2 L	9-12-8
30	Mar. 26	@ Calgary	0-2 L	9-13-8
31	Mar. 29	Los Angeles	5-2 W	10-13-8
32	Mar. 31	Anaheim	6-1 W	11-13-8
33	Apr. 1	@ Edmonton	5-1 W	12-13-8
34	Apr. 4	Dallas	2-2 T	12-13-9
35	Apr. 7	@ Winnipeg	4-7 L	12-14-9
36	Apr. 8	@ Calgary	4-2 W	13-14-9
37	Apr. 11	Anaheim	5-0 W	14-14-9
38	Apr. 13	Edmonton	4-6 L	14-15-9
39	Apr. 15	@ Anaheim	3-1 W	15-15-9
40	Apr. 17	@ Dallas	2-2 T	15-15-10
41	Apr. 18	@ St. Louis	1-4 L	15-16-10
42	Apr. 20	Calgary	2-2 T	15-16-11
43	Apr. 22	Edmonton	6-1 W	16-16-11
44	Apr. 25	@ Chicago	3-4 OT L	16-17-11
45	Apr. 26	@ Toronto	2-5 L	16-18-11
46	Apr. 28	St. Louis	3-1 W	17-18-11
47	Apr. 30	Calgary	6-4 W	18-18-11
48	May 3	@ San Jose	3-3 T	18-18-12

## PACIFIC DIVISION FINISH

Tied 2nd (79 Points)

## COACH

Rick Ley, Pat Quinn

## GM

Pat Quinn

## CAPTAIN

Trevor Linden

## SCORING

Player	GP	G	A	PTS	PIM
Mogilny	79	55	52	107	16
Linden	82	33	47	80	42
Ronning	79	22	45	67	42
Courttnall	81	26	39	65	40
Gelinas	81	30	26	56	59
Naslund	PIT 66	19	33	52	36
	VAN 10	3	0	3	6
Lumme	80	17	37	54	50
Oksuta	56	16	23	39	42
Trikkänen	STL 11	1	4	5	18
	NJ 9	0	2	2	4
	VAN 38	13	24	37	14
Belanger	FLA 63	17	21	38	10
	VAN 9	3	0	3	4
Sillinger	ANA 62	13	21	34	32
	VAN 12	1	3	4	6
Hedican	77	6	23	29	83
Babych	53	3	21	24	38
Rohlin	56	6	16	22	32
Ridley	37	6	15	21	29
Beranek	61	6	14	20	60
Dowd	NJ 28	4	9	13	17
	VAN 38	1	6	7	6

## RESULTS

No	Date	Opponent	Score	Record
1	Oct. 9	Detroit	3-5 L	0-1-0
2	Oct. 12	@ Los Angeles	7-7 T	0-1-1
3	Oct. 14	@ San Jose	7-6 W	1-1-1
4	Oct. 15	Los Angeles	3-3 T	1-1-2
5	Oct. 18	@ Anaheim	5-1 W	2-1-2
6	Oct. 21	@ Edmonton	4-6 L	2-2-2
7	Oct. 24	@ NY Rangers	2-5 L	2-3-2
8	Oct. 25	@ New Jersey	4-2 W	3-3-2
9	Oct. 28	Winnipeg	1-4 L	3-4-2
10	Oct. 30	San Jose	4-3 W	4-4-2
11	Nov. 1	Edmonton	3-3 T	4-4-3
12	Nov. 3	Toronto	4-4 T	4-4-4
13	Nov. 4	@ Calgary	4-4 T	4-4-5
14	Nov. 7	@ NY Islanders	5-2 W	5-4-5
15	Nov. 9	@ Chicago	2-5 L	5-5-5
16	Nov. 11	Colorado	4-8 L	5-6-5
17	Nov. 12	Montreal	2-4 L	5-7-5
18	Nov. 16	@ Florida	2-2 T	5-7-6
19	Nov. 18	@ Tampa Bay	4-5 OT L	5-8-6
20	Nov. 19	@ Philadelphia	2-3 OT L	5-9-6
21	Nov. 22	@ Dallas	3-4 L	5-10-6
22	Nov. 23	@ St. Louis	3-2 W	6-10-6
23	Nov. 25	@ San Jose	2-7 L	6-11-6
24	Nov. 29	Chicago	2-2 T	6-11-7
25	Dec. 1	San Jose	7-2 W	7-11-7
26	Dec. 5	Edmonton	6-2 W	8-11-7
27	Dec. 8	St. Louis	3-6 L	8-12-7
28	Dec. 9	@ Calgary	4-3 W	9-12-7
29	Dec. 13	@ Edmonton	2-2 T	9-12-8
30	Dec. 17	Ottawa	4-1 W	10-12-8
31	Dec. 18	@ Colorado	4-2 W	11-12-8
32	Dec. 20	@ Los Angeles	2-2 T	11-12-9
33	Dec. 22	@ Anaheim	6-2 W	12-12-9
34	Dec. 23	Detroit	0-1 L	12-13-9
35	Dec. 26	Calgary	2-4 L	12-14-9
36	Dec. 28	NY Rangers	2-3 L	12-15-9
37	Dec. 31	Philadelphia	5-5 T	12-15-10
38	Jan. 3	Florida	7-2 W	13-15-10
39	Jan. 6	Tampa Bay	9-2 W	14-15-10
40	Jan. 8	@ Pittsburgh	5-8 L	14-16-10
41	Jan. 10	@ Montreal	2-2 T	14-16-11

Player	GP	G	A	PTS	PIM
Brown	28	1	16	17	18
Aucoin	49	4	14	18	34
Bure	15	6	7	13	8
Walker	63	4	8	12	137
Murzyn	69	2	10	12	130
Kucera	HAR 30	2	6	8	10
	VAN 24	1	0	1	10
Odjick	55	3	4	7	181
Sandlak	33	4	2	6	6
Loney	12	2	3	5	6
Kocur	NYR 38	1	2	3	49
	VAN 7	0	1	1	19
Hunter	60	2	0	2	122
Cullimore	27	1	1	2	21
Malkoc	41	0	2	2	136
Hirsch	41	0	2	2	2
McLean	45	0	2	2	6
Bohonos	3	0	1	1	0
Courville	3	1	0	1	0
Stojanov	58	0	1	1	123

Goaltender	GPI	MIN	GA	SO	AVG	W-L-T
Hirsch	41	2338	114	1	2.93	17-14-6
McLean	45	2645	156	2	3.54	15-21-9

No	Date	Opponent	Score	Record
42	Jan. 13	@ Toronto	5-2 W	15-16-11
43	Jan. 15	@ Boston	6-0 W	16-16-11
44	Jan. 16	@ Hartford	0-3 L	16-17-11
45	Jan. 22	Dallas	4-6 L	16-18-11
46	Jan. 24	Anaheim	1-2 L	16-19-11
47	Jan. 25	@ Colorado	2-2 T	16-19-12
48	Jan. 27	NY Islanders	6-3 W	17-19-12
49	Jan. 30	New Jersey	2-3 OT L	17-20-12
50	Feb. 1	@ St. Louis	2-2 T	17-20-13
51	Feb. 2	@ Dallas	5-4 W	18-20-13
52	Feb. 4	@ Winnipeg	4-2 W	19-20-13
53	Feb. 7	Hartford	3-5 L	19-21-13
54	Feb. 9	@ Edmonton	3-2 OT W	20-21-13
55	Feb. 10	Washington	4-4 T	20-21-14
56	Feb. 13	Winnipeg	5-4 W	21-21-14
57	Feb. 15	Anaheim	5-3 W	22-21-14
58	Feb. 17	Boston	1-4 L	22-22-14
59	Feb. 19	@ Detroit	3-4 L	22-23-14
60	Feb. 20	@ Winnipeg	5-3 W	23-23-14
61	Feb. 23	San Jose	3-1 W	24-23-14
62	Feb. 27	Pittsburgh	4-7 L	24-24-14
63	Feb. 29	St. Louis	2-2 T	24-24-15
64	Mar. 2	@ Detroit	3-2 W	25-24-15
65	Mar. 3	@ Buffalo	3-0 W	26-24-15
66	Mar. 6	Buffalo	5-2 W	27-24-15
67	Mar. 9	Colorado	5-7 L	27-25-15
68	Mar. 12	@ Washington	0-9 L	27-26-15
69	Mar. 14	@ Chicago	1-5 L	27-27-15
70	Mar. 15	@ Ottawa	0-2 L	27-28-15
71	Mar. 17	@ Toronto	2-4 L	27-29-15
72	Mar. 19	Colorado	3-4 L	27-30-15
73	Mar. 22	Dallas	5-2 W	28-30-15
74	Mar. 23	Calgary	0-4 L	28-31-15
75	Mar. 25	Los Angeles	4-1 W	29-30-15
76	Mar. 27	Toronto	2-6 L	29-32-15
77	Mar. 29	Chicago	4-2 W	30-32-15
78	Apr. 1	Edmonton	2-6 L	30-33-15
79	Apr. 3	@ Calgary	3-4 L	30-34-15
80	Apr. 6	@ Los Angeles	4-2 W	31-34-15
81	Apr. 8	@ Anaheim	0-2 L	31-35-15
82	Apr. 13	Calgary	5-0 W	32-35-15

# 1996.97 SEASON RECORD

## PACIFIC DIVISION FINISH

4th (77 Points)

## COACH

Tom Renney

## GM

Pat Quinn

## CAPTAIN

Trevor Linden

## SCORING

Player	GP	G	A	PTS	PIM
Mogiliny	76	31	42	73	18
Gelinas	74	35	33	68	42
Bure	63	23	32	55	40
Ridley	75	20	32	52	42
Naslund	78	21	20	41	30
Linden	49	9	31	40	27
Sillinger	78	17	20	37	25
Lumme	66	11	24	35	32
Noonan	STL 13	2	5	7	0
	NVR 44	6	9	15	28
	VAN 16	4	8	12	6
Courttnall	47	9	19	28	24
Roberts	58	10	17	27	51
Babych	78	5	22	27	38
Tikkanen	62	12	15	27	66
Nemchinov	NVR 63	6	13	19	12
	VAN 6	2	3	5	4
Bohonos	36	11	11	22	10
Aucoin	70	5	16	21	63
Hedican	67	4	15	19	51
Walker	64	3	15	18	132

Player	GP	G	A	PTS	PIM	
Staios	BOS 54	3	8	11	71	
	VAN 9	0	6	6	20	
Joseph	63	3	13	16	62	
Brashear	MTL 10	0	0	0	38	
	VAN 59	8	5	13	207	
Odjick	70	5	8	13	371	
Rohlin	40	2	8	10	8	
Wotton	36	3	6	9	19	
Murzyn	61	1	7	8	118	
Semak	18	2	1	3	2	
Crowder	30	1	2	3	52	
Courville	19	0	2	2	11	
McLean	44	0	2	2	2	
Hirsch	39	0	1	1	6	
Cullimore	3	0	0	0	2	
Namestnikov	2	0	0	0	4	
Fountain	6	0	0	0	0	
Kucera	2	0	0	0	0	
Goaltender	GPI	MIN	GA	SO	AVG	W-L-T
McLean	44	2581	138	0	3.21	21-18-3
Hirsch	39	2127	116	2	3.27	12-20-4
Fountain	6	245	14	1	3.43	2-2-0

## RESULTS

No	Date	Opponent	Score	Record
1	Oct. 5	Calgary	3-1 W	1-0-0
2	Oct. 6	@ Edmonton	0-2 L	1-1-0
3	Oct. 9	Buffalo	1-2 L	1-2-0
4	Oct. 12	St. Louis	5-3 W	2-2-0
5	Oct. 14	Boston	4-5 OT L	2-3-0
6	Oct. 17	@ Dallas	6-1 W	3-3-0
7	Oct. 19	@ Colorado	2-9 L	3-4-0
8	Oct. 23	Colorado	1-4 L	3-5-0
9	Oct. 26	Pittsburgh	2-1 W	4-5-0
10	Oct. 30	@ Anaheim	6-3 W	5-5-0
11	Nov. 1	@ Edmonton	5-4 OT W	6-5-0
12	Nov. 2	Calgary	4-3 W	7-5-0
13	Nov. 8	St. Louis	2-4 L	7-6-0
14	Nov. 11	@ NY Rangers	3-2 W	8-6-0
15	Nov. 13	@ NY Islanders	4-5 OT L	8-7-0
16	Nov. 14	@ New Jersey	3-0 W	9-7-0
17	Nov. 16	@ Montreal	1-6 L	9-8-0
18	Nov. 19	Dallas	2-0 W	10-8-0
19	Nov. 21	Chicago	2-1 OT W	11-8-0
20	Nov. 23	NY Rangers	5-3 W	12-8-0
21	Nov. 26	@ Toronto	2-3 L	12-9-0
22	Nov. 27	@ Hartford	6-2 W	13-9-0
23	Nov. 29	@ Boston	3-7 L	13-10-0
24	Dec. 1	@ Philadelphia	3-4 L	13-11-0
25	Dec. 3	@ Detroit	2-2 T	13-11-1
26	Dec. 4	@ Buffalo	7-6 OT W	14-11-1
27	Dec. 7	Ottawa	2-3 L	14-12-1
28	Dec. 11	Colorado	1-6 L	14-13-1
29	Dec. 13	@ Dallas	1-2 L	14-14-1
30	Dec. 15	@ St. Louis	8-0 W	15-14-1
31	Dec. 18	New Jersey	1-2 L	15-15-1
32	Dec. 20	Detroit	3-2 W	16-15-1
33	Dec. 23	Edmonton	0-7 L	16-16-1
34	Dec. 26	@ San Jose	1-6 L	16-17-1
35	Dec. 27	@ Phoenix	4-7 L	16-18-1
36	Dec. 31	Philadelphia	3-5 L	16-19-1
37	Jan. 2	Los Angeles	4-3 W	17-19-1
38	Jan. 4	Toronto	7-3 W	18-19-1
39	Jan. 6	@ Anaheim	5-1 W	19-19-1
40	Jan. 7	@ Los Angeles	2-6 L	19-20-1
41	Jan. 10	Hartford	5-3 W	20-20-1

No	Date	Opponent	Score	Record
42	Jan. 12	Anaheim	2-3 L	20-21-1
43	Jan. 14	Florida	4-4 T	20-21-2
44	Jan. 20*	San Jose	6-1 W	21-21-2
45	Jan. 22	@ Chicago	4-3 OT W	22-21-2
46	Jan. 23	@ St. Louis	3-4 L	22-22-2
47	Jan. 25	@ Phoenix	0-4 L	22-23-2
48	Jan. 27	San Jose	5-2 W	23-23-2
49	Jan. 30	NY Islanders	2-1 OT W	24-23-2
50	Feb. 1	@ Calgary	0-3 L	24-24-2
51	Feb. 3	@ Ottawa	4-6 L	24-25-2
52	Feb. 4	@ Pittsburgh	4-6 L	24-26-2
53	Feb. 6	@ Detroit	7-4 W	25-26-2
54	Feb. 8	@ Toronto	2-3 L	25-27-2
55	Feb. 11	Washington	2-5 L	25-28-2
56	Feb. 15	Anaheim	4-2 W	26-28-2
57	Feb. 18	Toronto	5-6 L	26-29-2
58	Feb. 20	@ San Jose	6-1 W	27-29-2
59	Feb. 22	@ Los Angeles	0-4 L	27-30-2
60	Feb. 23	@ Anaheim	2-5 L	27-31-2
61	Feb. 25	Montreal	2-4 L	27-32-2
62	Feb. 27	Phoenix	6-2 W	28-32-2
63	Mar. 1	Los Angeles	0-3 L	28-33-2
64	Mar. 3	@ Colorado	1-5 L	28-34-2
65	Mar. 5	Chicago	1-1 T	28-34-3
66	Mar. 8	Detroit	3-5 L	28-35-3
67	Mar. 10	@ Chicago	2-2 T	28-35-4
68	Mar. 11	@ Washington	1-4 L	28-36-4
69	Mar. 13	@ Florida	4-5 L	28-37-4
70	Mar. 15	@ Tampa Bay	5-2 W	29-37-4
71	Mar. 18	@ Colorado	2-4 L	29-38-4
72	Mar. 20	San Jose	1-2 L	29-39-4
73	Mar. 22	Tampa Bay	3-2 W	30-39-4
74	Mar. 24	Los Angeles	2-2 T	30-39-5
75	Mar. 26	Anaheim	5-3 W	31-39-5
76	Mar. 29	@ Calgary	5-2 W	32-39-5
77	Mar. 30	Dallas	2-3 L	32-40-5
78	Apr. 4	Calgary	3-3 T	32-40-6
79	Apr. 5	@ Edmonton	2-2 T	32-40-7
80	Apr. 7	@ San Jose	3-2 W	33-40-7
81	Apr. 9	Phoenix	6-4 W	34-40-7
82	Apr. 12	Edmonton	5-4 W	35-40-7

\* Rescheduled game (Dec.29) due to weather

## PACIFIC DIVISION FINISH

7th (64 Points)

## COACH

Mike Keenan

## GM

Pat Quinn

## CAPTAIN

Mark Messier

## SCORING

Player	GP	G	A	PTS	PIM
Bure	82	51	39	90	48
Messier	82	22	38	60	58
Mogilny	51	18	27	45	36
Naslund	76	14	20	34	56
Bertuzzi	NYI	52	7	11	18
	VAN	22	6	9	15
Lumme	74	9	21	30	34
Ohlund	77	7	23	30	76
Hedican	71	3	24	27	79
Noonan	82	10	15	25	62
Scatchard	76	13	11	24	165
McCabe	82	4	20	24	209
May	BUF	36	4	7	11
	VAN	27	9	3	12
Linden	42	7	14	21	49
Zezel	NJ	5	0	3	3
	VAN	25	5	12	17
Brashear	77	9	9	18	372
Ledyand	49	2	13	15	14
Walker	59	3	10	13	164
Babych	47	0	9	9	37
Gelinas	24	4	4	8	10
Murzyn	31	5	2	7	42
Staios	77	3	4	7	134

Player	GP	G	A	PTS	PIM
Aucion	35	3	3	6	21
Robertsson	30	2	4	6	24
Huscroft	TB 44	0	3	3	122
	VAN 7	0	1	1	55
McAllister	36	1	2	3	106
Bohonos	31	2	1	3	4
Vaic	5	1	1	2	2
Roberts	13	1	1	2	4
Convery	7	0	2	2	0
Strudwick	NYI 17	0	1	1	36
	VAN 11	0	1	1	29
Ciccone	13	0	1	1	47
Hirsch	1	0	0	0	0
Wotton	5	0	0	0	6
Courville	11	0	0	0	5
Irbe	41	0	0	0	2
Snow	PHI 29	0	0	0	18
	VAN 12	0	0	0	4
McLean	29	0	0	0	0

Goaltender	GPI	MIN	GA	SO	AVG	W-L-T
Irbe	41	1999	91	2	2.73	14-11-6
Snow	PHI 29	1651	67	1	2.43	14-9-4
	VAN 12	504	26	0	3.10	3-6-0
Burke	16	838	49	0	3.51	2-9-4
McLean	29	1583	97	1	3.68	6-17-4
Hirsch	1	50	5	0	6.00	0-0-0

## RESULTS

No	Date	Opponent	Score	Record
1	Oct. 4	Anaheim	3-2 W	1-0-0
2	Oct. 5	@ Anaheim	2-3 L	1-1-0
3	Oct. 9	Toronto	2-2 T	1-1-1
4	Oct. 11	NY Rangers	3-6 L	1-2-1
5	Oct. 13	Edmonton	3-0 W	2-2-1
6	Oct. 17	Boston	0-2 L	2-3-1
7	Oct. 19	Colorado	4-4 T	2-3-2
8	Oct. 21	@ Dallas	5-1 W	3-3-2
9	Oct. 23	@ St. Louis	1-4 L	3-4-2
10	Oct. 25	Pittsburgh	2-3 OT L	3-5-2
11	Oct. 26	Detroit	1-5 L	3-6-2
12	Oct. 29	@ Chicago	0-3 L	3-7-2
13	Oct. 30	@ New Jersey	1-8 L	3-8-2
14	Nov. 1	@ Pittsburgh	6-7 OT L	3-9-2
15	Nov. 3	@ Carolina	3-5 L	3-10-2
16	Nov. 4	@ Washington	1-2 L	3-11-2
17	Nov. 8	Anaheim	2-3 L	3-12-2
18	Nov. 11	@ Los Angeles	2-8 L	3-13-2
19	Nov. 12	@ San Jose	5-2 W	4-13-2
20	Nov. 14	@ Anaheim	3-3 T	4-13-3
21	Nov. 16	Carolina	4-1 W	5-13-3
22	Nov. 20	Phoenix	4-2 W	6-13-3
23	Nov. 22	Chicago	4-5 OT L	6-14-3
24	Nov. 25	@ NY Rangers	4-2 W	7-14-3
25	Nov. 28	@ Boston	5-2 W	8-14-3
26	Nov. 29	@ Toronto	4-2 W	9-14-3
27	Dec. 1	Detroit	3-3 T	9-14-4
28	Dec. 4	San Jose	2-3 L	9-15-4
29	Dec. 6	@ Colorado	4-6 L	9-16-4
30	Dec. 8	@ St. Louis	1-5 L	9-17-4
31	Dec. 9	@ Detroit	5-7 L	9-18-4
32	Dec. 13	Colorado	2-5 L	9-19-4
33	Dec. 15	Los Angeles	7-0 W	10-19-4
34	Dec. 17	@ Phoenix	5-1 W	11-19-4
35	Dec. 18	@ San Jose	0-0 T	11-19-5
36	Dec. 21	Chicago	0-5 L	11-20-5
37	Dec. 23	Dallas	1-3 L	11-21-5
38	Dec. 27	@ Dallas	3-3 T	11-21-6
39	Dec. 29	@ Los Angeles	2-5 L	11-22-6
40	Dec. 31	Philadelphia	0-8 L	11-23-6
41	Jan. 3	Montreal	2-4 L	11-24-6

No	Date	Opponent	Score	Record
42	Jan. 5	Los Angeles	3-2 W	12-24-6
43	Jan. 7	St. Louis	2-3 L	12-25-6
44	Jan. 8	@ Colorado	4-4 T	12-25-7
45	Jan. 10	Florida	2-2 T	12-25-8
46	Jan. 12	@ Chicago	2-3 L	12-26-8
47	Jan. 14	@ Detroit	0-4 L	12-27-8
48	Jan. 15	@ Buffalo	2-6 L	12-28-8
49	Jan. 21	Phoenix	1-6 L	12-29-8
50	Jan. 24	@ Calgary	2-5 L	12-30-8
51	Jan. 26	@ Phoenix	2-4 L	12-31-8
52	Jan. 28	@ Colorado	1-6 L	12-32-8
53	Jan. 30	New Jersey	3-1 W	12-32-8
54	Jan. 31	@ Edmonton	6-3 W	14-32-8
55	Feb. 2	Colorado	1-2 L	14-33-8
56	Feb. 6	Edmonton	5-4 W	15-33-8
57	Feb. 7	San Jose	6-3 W	16-33-8
58	Feb. 25	Anaheim	5-2 W	17-33-8
59	Feb. 27	@ Calgary	4-4 T	17-33-9
60	Feb. 28	Ottawa	6-4 W	18-33-9
61	Mar. 2	@ Los Angeles	2-2 T	18-33-10
62	Mar. 5	Calgary	2-6 L	18-34-10
63	Mar. 7	Tampa Bay	5-2 W	19-34-10
64	Mar. 9	St. Louis	0-4 L	19-35-10
65	Mar. 11	@ Montreal	2-2 T	19-35-11
66	Mar. 12	@ Philadelphia	2-3 L	19-36-11
67	Mar. 14	@ NY Islanders	6-2 W	20-36-11
68	Mar. 17	@ Florida	4-2 W	21-36-11
69	Mar. 18	@ Tampa Bay	2-4 L	21-37-11
70	Mar. 20	@ Ottawa	1-1 T	21-37-12
71	Mar. 21	@ Toronto	1-1 T	21-37-13
72	Mar. 24	NY Islanders	4-3 W	22-37-13
73	Mar. 26	Buffalo	2-5 L	22-38-13
74	Mar. 28	Washington	2-3 L	22-39-13
75	Apr. 1	Edmonton	4-2 W	23-39-13
76	Apr. 4	Dallas	5-3 W	24-39-13
77	Apr. 6	@ Edmonton	2-3 L	24-40-13
78	Apr. 9	@ Calgary	6-3 W	25-40-13
79	Apr. 11	@ San Jose	1-1 T	25-40-14
80	Apr. 15	Los Angeles	0-2 L	25-41-14
81	Apr. 17	Calgary	2-4 L	25-42-14
82	Apr. 19	Toronto	1-2 L	25-43-14

# 1998.99 SEASON RECORD

## NORTHWEST DIVISION FINISH

4th (58 Points)

## COACH

Mike Keenan, Marc Crawford

## GM

Brian Burke

## CAPTAIN

Mark Messier

## SCORING

Player	GP	G	A	PTS	PIM
Naslund	80	36	30	66	74
Messier	59	13	35	48	33
Mogilny	59	14	31	45	58
Muckalt	73	16	20	36	98
Ohlund	74	9	26	35	83
Aucoin	82	23	11	34	77
Gagner	FLA 36	4	10	14	39
	VAN 33	2	12	14	24
Jovanovski	FLA 41	3	13	16	82
	VAN 31	2	9	11	44
Scatchard	82	13	13	26	140
McCabe	69	7	14	21	120
Brashear	82	8	10	18	209
May	66	6	11	17	102
Bertuzzi	32	8	8	16	44
York	NYR 5	0	0	0	4
	PIT 2	0	0	0	0
	VAN 49	7	9	16	20
Zeisel	41	6	8	14	16
Klatt	PHI 2	0	0	0	0
	VAN 73	4	10	14	12
Hedican	42	2	11	13	34

Player		GP	G	A	PTS	PIM	
Hendrickson	TOR	35	2	3	5	30	
	VAN	27	2	2	4	22	
Convery		12	2	7	9	8	
Schaefer		25	4	4	8	8	
Baron		81	2	6	8	115	
Holden		30	2	4	6	10	
Robertsson		39	2	2	4	13	
Strudwick		65	0	3	3	114	
McAllister		28	1	1	2	63	
Murzyn		12	0	2	2	21	
Cooke		30	0	2	2	27	
Staios		57	0	2	2	54	
Sopel		5	1	0	1	4	
Huscroft		26	0	1	1	63	
Snow		65	0	1	1	34	
Gordon		4	0	0	0	2	
Weekes		11	0	0	0	0	
Washburn	FLA	4	0	0	0	4	
	VAN	8	0	0	0	2	
Hirsch		20	0	0	0	0	
Goaltender		GPI	MIN	GA	SO	AVG	W-L-T
Snow		65	3501	171	6	2.93	20-31-8
Hirsch		20	919	48	1	3.13	3-8-3
Weekes		11	532	34	0	3.83	0-8-1

## RESULTS

No	Date	Opponent	Score	Record
1	Oct. 12	Los Angeles	4-2 W	1-0-0
2	Oct. 14	Edmonton	1-4 L	1-1-0
3	Oct. 17	Toronto	4-1 W	2-1-0
4	Oct. 20	@ Carolina	1-3 L	2-2-0
5	Oct. 21	@ Washington	2-1 W	3-2-0
6	Oct. 23	@ Florida	5-0 W	4-2-0
7	Oct. 25	@ Tampa Bay	2-3 L	4-3-0
8	Oct. 27	@ Nashville	4-5 L	4-4-0
9	Oct. 30	Pittsburgh	2-2 T	4-4-1
10	Nov. 1	Washington	4-1 W	5-4-1
11	Nov. 2	@ Edmonton	3-5 L	5-5-1
12	Nov. 7	Nashville	5-3 W	6-5-1
13	Nov. 9	Los Angeles	3-4 L	6-6-1
14	Nov. 12	@ Calgary	4-3 W	7-6-1
15	Nov. 13	Anaheim	5-2 W	8-6-1
16	Nov. 15	Colorado	1-2 L	8-7-1
17	Nov. 18	@ Phoenix	2-4 L	8-8-1
18	Nov. 19	@ Colorado	5-0 W	9-8-1
19	Nov. 21	Detroit	2-4 L	9-9-1
20	Nov. 23	@ Ottawa	3-4 L	9-10-1
21	Nov. 25	@ Toronto	1-5 L	9-11-1
22	Nov. 27	@ Detroit	1-7 L	9-12-1
23	Nov. 29	@ Philadelphia	2-6 L	9-13-1
24	Dec. 1	@ Boston	1-1 T	9-13-2
25	Dec. 4	Dallas	4-1 W	10-13-2
26	Dec. 6	Phoenix	3-3 T	10-13-3
27	Dec. 9	@ Anaheim	4-4 T	10-13-4
28	Dec. 12	@ Los Angeles	0-3 L	10-14-4
29	Dec. 17	Colorado	2-1 W	11-14-4
30	Dec. 19	Nashville	4-6 L	11-15-4
31	Dec. 22	@ Calgary	5-3 W	12-15-4
32	Dec. 23	Calgary	5-2 W	13-15-4
33	Dec. 26	@ San Jose	0-2 L	13-16-4
34	Dec. 27	@ Edmonton	0-3 L	13-17-4
35	Dec. 29	Colorado	2-4 L	13-18-4
36	Dec. 31	Philadelphia	2-6 L	13-19-4
37	Jan. 02	Montreal	1-2 L	13-20-4
38	Jan. 04	@ St. Louis	0-4 L	13-21-4
39	Jan. 06	@ Dallas	4-6 L	13-22-4
40	Jan. 08	Florida	1-1 T	13-22-5
41	Jan. 10	Dallas	2-0 W	14-22-5

No	Date	Opponent	Score	Record
42	Jan. 14	Edmonton	1-3 L	14-23-5
43	Jan. 16	Detroit	2-2 T	14-23-6
44	Jan. 18	@ Dallas	5-3 W	15-23-6
45	Jan. 19	@ Nashville	1-4 L	15-24-6
46	Jan. 28	St. Louis	2-4 L	15-25-6
47	Jan. 30	Chicago	3-2 W	16-25-6
48	Feb. 1	Ottawa	0-1 L	16-26-6
49	Feb. 3	@ Montreal	1-2 L	16-27-6
50	Feb. 4	@ NY Rangers	4-8 L	16-28-6
51	Feb. 7	@ NY Islanders	3-3 T	16-28-7
52	Feb. 9	@ New Jersey	4-3 W	17-28-7
53	Feb. 11	@ Pittsburgh	5-6 L	17-29-7
54	Feb. 13	Boston	3-1 W	18-29-7
55	Feb. 15	@ St. Louis	1-8 L	18-30-7
56	Feb. 17	@ Chicago	0-4 L	18-31-7
57	Feb. 20	Anaheim	1-5 L	18-32-7
58	Feb. 23	@ Colorado	4-4 T	18-32-8
59	Feb. 24	@ San Jose	1-1 T	18-32-9
60	Feb. 26	Carolina	1-0 W	19-32-9
61	Feb. 28	Buffalo	0-2 L	19-33-9
62	Mar. 3	San Jose	3-4 L	19-34-9
63	Mar. 5	Calgary	1-5 L	19-35-9
64	Mar. 7	Chicago	2-2 T	19-35-10
65	Mar. 10	@ Anaheim	4-4 T	19-35-11
66	Mar. 11	@ Phoenix	3-0 W	20-35-11
67	Mar. 13	@ Los Angeles	1-3 L	20-36-11
68	Mar. 15	New Jersey	1-2 L	20-37-11
69	Mar. 19	NY Islanders	1-3 L	20-38-11
70	Mar. 20	@ Edmonton	3-4 L	20-39-11
71	Mar. 24	@ Colorado	2-5 L	20-40-11
72	Mar. 25	St. Louis	1-4 L	20-41-11
73	Mar. 27	Montreal	5-1 W	21-41-11
74	Mar. 29	Phoenix	1-0 W	22-41-11
75	Mar. 31	Toronto	5-6 L	22-42-11
76	Apr. 2	San Jose	0-7 L	22-43-11
77	Apr. 3	@ San Jose	2-5 L	22-44-11
78	Apr. 5	@ Chicago	1-2 L	22-45-11
79	Apr. 7	@ Detroit	1-6 L	22-46-11
80	Apr. 10	Edmonton	1-1 T	22-46-12
81	Apr. 12	@ Calgary	2-0 W	23-46-12
82	Apr. 14	Calgary	4-5 L	23-47-12



## NORTHWEST DIVISION FINISH

3rd (83 Points)

## COACH

Marc Crawford

## GM

Brian Burke

## CAPTAIN

Mark Messier

## SCORING

Player	GP	G	A	PTS	PIM
Naslund	82	27	38	65	64
Cassels	79	17	45	62	16
Messier	66	17	37	54	30
Bertuzzi	80	25	25	50	126
Morrison	56	7	28	35	18
Schaefer	71	16	15	31	20
Jovanovski	75	5	21	26	54
Aucoin	57	10	14	24	30
Hawgood	79	5	17	22	26
Klutt	47	10	10	20	26
Ohlund	42	4	16	20	24
Kariya	45	8	11	19	22
York	54	4	13	17	20
May	59	9	7	16	90
Druken	33	7	9	16	10
Brashear	60	11	2	13	136
Cooke	51	5	7	12	39
Baron	81	2	10	12	67
Pederson	47	6	5	11	18
Sharifjanov	37	5	5	10	22
Hendrickson	40	5	4	9	14

Player	GP	G	A	PTS	PIM
Chubarov	49	1	8	9	10
Sopel	18	2	4	6	12
Holden	6	1	5	6	2
O'Sullivan	11	0	5	5	2
Strudwick	63	1	3	4	64
Komarniski	18	1	1	2	8
Snow	32	0	2	2	8
Potvin	56	0	2	2	4
Ruutu	8	0	1	1	6
Bodger	13	0	1	1	4
Leeb	2	0	0	0	2
Michaud	2	0	0	0	0
Bonni	3	0	0	0	0
Vaic	4	0	0	0	0
Schwab	6	0	0	0	2

Goaltender	GPI	MIN	GA	SO	AVG	W-L-T
Potvin	34	1966	85	0	2.59	12-13-7
Snow	32	1712	76	0	2.66	10-15-3
Weekes	20	987	47	1	2.86	6-7-4
Schwab	6	269	16	0	3.57	2-1-1
Michaud	2	69	5	0	4.35	0-1-0

## RESULTS

No	Date	Opponent	Score	Re cord
1	Oct. 2	NY Rangers	2-1 W	1-0-0-0
2	Oct. 6	Chicago	5-4 W	2-0-0-0
3	Oct. 9	Montreal	4-1 W	3-0-0-0
4	Oct. 13	Calgary	3-4 OT L	3-1-0-1
5	Oct. 15	Carolina	1-4 L	3-2-0-1
6	Oct. 16	@ Calgary	4-4 T	3-2-1-1
7	Oct. 19	@ Tampa Bay	6-5 OT W	4-2-1-1
8	Oct. 20	@ Florida	2-5 L	4-3-1-1
9	Oct. 23	@ NY Islanders	2-2 T	4-3-2-1
10	Oct. 24	@ NY Rangers	3-0 W	5-3-2-1
11	Oct. 26	@ Philadelphia	5-2 W	6-3-2-1
12	Oct. 28	Phoenix	1-4 L	6-4-2-1
13	Oct. 30	Nashville	4-1 W	7-4-2-1
14	Nov. 5	Florida	3-2 W	8-4-2-1
15	Nov. 7	St. Louis	1-6 L	8-5-2-1
16	Nov. 9	San Jose	4-4 T	8-5-3-1
17	Nov. 12	@ Phoenix	3-2 W	9-5-3-1
18	Nov. 15	Colorado	2-2 T	9-5-4-1
19	Nov. 17	Detroit	2-7 L	9-6-4-1
20	Nov. 20	@ Nashville	3-1 W	10-6-4-1
21	Nov. 22	@ Atlanta	3-6 L	10-7-4-1
22	Nov. 24	@ Carolina	1-1 T	10-7-5-1
23	Nov. 26	@ Boston	2-2 T	10-7-6-1
24	Nov. 27	@ Montreal	1-2 L	10-8-6-1
25	Nov. 30	Colorado	2-4 L	10-9-6-1
26	Dec. 2	Edmonton	3-2 OT W	11-9-6-1
27	Dec. 4	@ Edmonton	2-3 L	11-10-6-1
28	Dec. 6	@ Colorado	2-5 L	11-11-6-1
29	Dec. 8	@ Anaheim	2-2 T	11-11-7-1
30	Dec. 10	@ Calgary	2-3 L	11-12-7-1
31	Dec. 12	Colorado	2-3 OT L	11-13-7-2
32	Dec. 16	Ottawa	1-2 L	11-14-7-2
33	Dec. 18	Dallas	2-4 L	11-15-7-2
34	Dec. 22	Washington	6-3 W	12-15-7-2
35	Dec. 26	Calgary	0-2 L	12-16-7-2
36	Dec. 29	Philadelphia	2-3 OT L	12-17-7-3
37	Jan. 2	@ Calgary	2-4 L	12-18-7-3
38	Jan. 5	Tampa Bay	3-3 T	12-18-8-3
39	Jan. 7	@ Dallas	3-1 W	13-18-8-3
40	Jan. 8	@ St. Louis	2-4 L	13-19-8-3
41	Jan. 12	@ Chicago	2-3 OT L	13-20-8-4

No	Date	Opponent	Score	Record
42	Jan. 13	@ Nashville	4-3 OT W	14-20-8-4
43	Jan. 15	Dallas	1-2 L	14-21-8-4
44	Jan. 17	Toronto	4-5 OT L	14-22-8-5
45	Jan. 19	Detroit	3-3 T	14-22-9-5
46	Jan. 22	@ Edmonton	3-3 T	14-22-10-5
47	Jan. 23	Nashville	1-2 L	14-23-10-5
48	Jan. 25	Edmonton	4-5 OT L	14-24-10-6
49	Jan. 28	San Jose	4-1 W	15-24-10-6
50	Jan. 30	Chicago	1-3 L	15-25-10-6
51	Feb. 1	@ Colorado	1-2 L	15-26-10-6
52	Feb. 3	St. Louis	2-5 L	15-27-10-6
53	Feb. 9	Calgary	4-3 OT W	16-27-10-6
54	Feb. 12	@ Toronto	4-1 W	17-27-10-6
55	Feb. 14	@ Pittsburgh	0-3 L	17-28-10-6
56	Feb. 16	@ Detroit	2-5 L	17-29-10-6
57	Feb. 17	@ Buffalo	2-1 W	18-29-10-6
58	Feb. 19	@ Ottawa	3-1 W	19-29-10-6
59	Feb. 21	Boston	5-2 W	20-29-10-6
60	Feb. 23	@ Anaheim	4-4 T	20-29-11-6
61	Feb. 25	Los Angeles	2-5 L	20-30-11-6
62	Feb. 27	Phoenix	2-1 W	21-30-11-6
63	Feb. 29	@ Los Angeles	1-1 T	21-30-12-6
64	Mar. 2	Anaheim	3-1 W	22-30-12-6
65	Mar. 4	New Jersey	4-2 W	23-30-12-6
66	Mar. 6	Toronto	5-6 OT L	23-31-12-7
67	Mar. 8	@ Dallas	3-3 T	23-31-13-7
68	Mar. 9	@ St. Louis	2-2 T	23-31-14-7
69	Mar. 11	@ Phoenix	0-5 L	23-32-14-7
70	Mar. 13	@ Los Angeles	2-3 OT L	23-33-14-8
71	Mar. 16	Buffalo	6-3 W	24-33-14-8
72	Mar. 18	Ottawa	6-1 W	25-33-14-8
73	Mar. 20	@ Colorado	3-2 W	26-33-14-8
74	Mar. 22	@ San Jose	3-4 L	26-34-14-8
75	Mar. 24	Anaheim	8-1 W	27-34-14-8
76	Mar. 25	@ Edmonton	3-2 W	28-34-14-8
77	Mar. 29	@ Detroit	3-6 L	28-35-14-8
78	Mar. 31	@ Nashville	1-2 L	28-36-14-8
79	Apr. 2	@ Chicago	3-2 W	29-36-14-8
80	Apr. 5	Los Angeles	1-1 T	29-36-15-8
81	Apr. 7	Edmonton	4-5 L	29-37-15-8
82	Apr. 9	@ San Jose	5-2 W	30-37-15-8

# 2000.01 SEASON RECORD

## NORTHWEST DIVISION FINISH

3rd (90 Points)

## COACH

Marc Crawford

## GM

Brian Burke

## CAPTAIN

Markus Naslund

## SCORING

Player	GP	G	A	PTS	PIM
Naslund	72	41	34	75	58
Cassels	66	12	44	56	10
Bertuzzi	79	25	30	55	93
Morrison	82	16	38	54	42
Jovanovski	79	12	35	47	102
Schaefer	82	16	20	36	22
D. Sedin	75	20	14	34	24
Klutt	77	13	20	33	31
Druken	55	15	15	30	14
H. Sedin	82	9	20	29	38
Brashear	79	9	19	28	145
Ohlund	65	8	20	28	46
Cooke	81	14	13	27	94
Berehowsky	14	1	1	2	21
NSH	66	6	18	24	100
Sopel	52	4	10	14	10
Lachance	76	3	11	14	46
Pederson	61	4	8	12	65
Baron	82	3	8	11	63

Player	GP	G	A	PTS	PIM
Stapleton	VAN 18	1	2	3	8
	NYI 35	1	4	5	2
Hawgood	16	2	5	7	6
Kariya	17	1	6	7	8
Ruutu	21	3	3	6	32
Helmer	20	2	4	6	18
Strudwick	60	1	4	5	62
Holden	10	1	0	1	0
Allen	6	0	0	0	0
Chubarov	1	0	0	0	0
Cloutier	VAN 16	0	0	0	0
	TB 24	0	0	0	4
Essensa	39	0	0	0	4
Brown	1	0	0	0	5

Goaltender	GPI	MIN	GA	SO	AVG	W-L-T
Cloutier	16	914	37	0	2.43	4-6-5
Essensa	39	2059	92	1	2.68	18-12-3
Potvin	35	2006	103	1	3.08	14-17-3

## RESULTS

No	Date	Opponent	Score	Record
1	Oct. 5	@ Philadelphia	3-6 L	0-1-0-0
2	Oct. 6	@ Florida	4-3 W	1-1-0-0
3	Oct. 8	@ Tampa Bay	5-4 W	2-1-0-0
4	Oct. 12	Colorado	2-5 L	2-2-0-0
5	Oct. 14	Buffalo	4-0 W	3-2-0-0
6	Oct. 16	Toronto	5-2 W	4-2-0-0
7	Oct. 18	Calgary	4-1 W	5-2-0-0
8	Oct. 21	Phoenix	2-3 OT L	5-2-0-1
9	Oct. 24	@ Nashville	4-4 T	5-2-1-1
10	Oct. 25	@ Dallas	6-2 W	6-2-1-1
11	Oct. 27	Atlanta	1-1 T	6-2-2-1
12	Nov. 1	Colorado	4-3 W	7-2-2-1
13	Nov. 3	Pittsburgh	2-4 L	7-3-2-1
14	Nov. 5	San Jose	2-2 T	7-3-3-1
15	Nov. 8	@ Anaheim	7-2 W	8-3-3-1
16	Nov. 9	@ Los Angeles	0-2 L	8-4-3-1
17	Nov. 11	St. Louis	2-5 L	8-5-3-1
18	Nov. 14	Chicago	4-2 W	9-5-3-1
19	Nov. 17	NY Rangers	4-3 W	10-5-3-1
20	Nov. 19	@ Columbus	6-1 W	11-5-3-1
21	Nov. 21	@ St. Louis	4-3 W	12-5-3-1
22	Nov. 22	@ Washington	2-3 OT L	12-5-3-2
23	Nov. 24	@ Detroit	2-3 L	12-6-3-2
24	Nov. 26	@ Minnesota	2-4 L	12-7-3-2
25	Nov. 28	Anaheim	4-1 W	13-7-3-2
26	Nov. 30	Montreal	3-4 L	13-8-3-2
27	Dec. 2	Edmonton	5-2 W	14-8-3-2
28	Dec. 4	Nashville	6-3 W	15-8-3-2
29	Dec. 6	@ Phoenix	1-1 T	15-8-4-2
30	Dec. 8	@ San Jose	6-1 W	16-8-4-2
31	Dec. 10	Los Angeles	1-2 L	16-9-4-2
32	Dec. 16	Columbus	4-3 W	17-9-4-2
33	Dec. 20	@ Edmonton	2-3 OT L	17-9-4-3
34	Dec. 21	@ Chicago	4-6 L	17-10-4-3
35	Dec. 23	@ Colorado	2-3 OT L	17-10-4-4
36	Dec. 27	Montreal	3-2 W	18-10-4-4
37	Dec. 29	@ Calgary	0-5 L	18-11-4-4
38	Dec. 30	@ San Jose	6-3 W	19-11-4-4
39	Jan. 1	@ Nashville	5-2 W	20-11-4-4
40	Jan. 3	@ Chicago	0-6 L	20-12-4-4
41	Jan. 6	Columbus	4-3 W	21-12-4-4

No	Date	Opponent	Score	Record
42	Jan. 8	Nashville	2-1 W	22-12-4-4
43	Jan. 10	Ottawa	1-5 L	22-13-4-4
44	Jan. 12	@ Edmonton	3-2 W	23-13-4-4
45	Jan. 14	Calgary	5-1 W	24-13-4-4
46	Jan. 16	Detroit	2-4 L	24-14-4-4
47	Jan. 18	@ Colorado	3-7 L	24-15-4-4
48	Jan. 20	@ St. Louis	0-3 L	24-16-4-4
49	Jan. 22	@ Dallas	1-2 L	24-17-4-4
50	Jan. 24	Phoenix	6-2 W	25-17-4-4
51	Jan. 27	@ Calgary	5-3 W	26-17-4-4
52	Jan. 28	Chicago	2-6 L	26-18-4-4
53	Jan. 30	Minnesota	3-2 W	27-18-4-4
54	Feb. 1	Colorado	5-3 W	28-18-4-4
55	Feb. 8	San Jose	0-0 T	28-18-5-4
56	Feb. 10	Calgary	1-4 L	28-19-5-4
57	Feb. 14	Washington	3-4 OT L	28-19-5-5
58	Feb. 17	@ Edmonton	6-5 W	29-19-5-5
59	Feb. 18	NY Islanders	3-2 W	30-19-5-5
60	Feb. 21	@ Montreal	2-1 W	31-19-5-5
61	Feb. 22	@ Toronto	1-4 L	31-20-5-5
62	Feb. 24	@ Ottawa	0-3 L	31-21-5-5
63	Feb. 26	@ Minnesota	5-2 W	32-21-5-5
64	Feb. 28	Dallas	5-4 W	33-21-5-5
65	Mar. 2	St. Louis	3-2 W	34-21-5-5
66	Mar. 4	Minnesota	3-4 OT L	34-21-5-6
67	Mar. 6	@ Detroit	3-4 L	34-22-5-6
68	Mar. 8	Phoenix	2-3 OT L	34-22-5-7
69	Mar. 10	Toronto	3-3 T	34-22-6-7
70	Mar. 13	@ Detroit	2-2 T	34-22-7-7
71	Mar. 15	@ Boston	2-2 T	34-22-8-7
72	Mar. 16	@ Buffalo	4-2 L	34-23-8-7
73	Mar. 18	@ Atlanta	5-3 W	35-23-8-7
74	Mar. 21	@ Columbus	1-1 T	35-23-9-7
75	Mar. 23	@ New Jersey	0-4 L	35-24-9-7
76	Mar. 25	@ Minnesota	2-2 T	35-24-10-7
77	Mar. 28	Dallas	1-3 L	35-25-10-7
78	Mar. 30	Anaheim	2-2 T	35-25-11-7
79	Apr. 1	@ Anaheim	1-2 L	35-26-11-7
80	Apr. 2	@ Los Angeles	1-3 L	35-27-11-7
81	Apr. 5	Los Angeles	3-2 W	36-27-11-7
82	Apr. 7	Edmonton	2-4 L	36-28-11-7



## NORTHWEST DIVISION FINISH

2nd (94 Points)

## COACH

Marc Crawford

## GM

Brian Burke

## CAPTAIN

Markus Naslund

## SCORING

Player	GP	G	A	PTS	PIM
Naslund	81	40	50	90	50
Bertuzzi	72	36	49	85	110
Morrison	82	23	44	67	26
Cassels	53	11	39	50	22
Jovanovski	82	17	31	48	101
Linden	VAN 64	12	22	34	65
	WSH 16	1	2	3	6
Ohlund	81	10	26	36	56
H. Sedin	82	16	20	36	36
Cooke	82	13	20	33	111
D. Sedin	79	9	23	32	32
Hlavac	VAN 46	9	12	21	10
	PHI 31	7	3	10	8
Letowski	VAN 42	7	10	17	15
	PHX 33	2	6	8	4
Sopel	66	8	17	25	44
Klutt	34	8	7	15	10
Lachance	81	1	10	11	50
Helmer	40	5	5	10	53
Chubarov	51	5	5	10	10
Warriner	VAN 14	2	4	6	12
	PHX 18	0	3	3	8
Ruutu	49	2	7	9	74

Player	GP	G	A	PTS	PIM
Druken	27	4	4	8	6
Kurtz	27	3	5	8	14
Baron	61	1	6	7	68
Strudwick	44	2	4	6	96
Vasiljevs	18	3	2	5	2
Kariya	3	0	1	1	2
Auld	1	0	1	1	0
Holden	8	0	0	0	2
Allen	11	0	0	0	6
Tezikov	2	0	0	0	0
Leeb	2	0	0	0	0
Bouc	PHX 7	0	0	0	4
Brown	15	0	0	0	72
Cloutier	62	0	0	0	20
Skudra	23	0	0	0	2
Brochu	6	0	0	0	0

Goaltender	GPI	MIN	GA	SO	AVG	W-L-T
Auld	1	59	2	0	2.03	1-0-0
Skudra	23	1165	47	2	2.42	10-8-2
Cloutier	62	3501	142	7	2.43	31-22-5
Brochu	6	216	15	1	4.17	0-3-0

## RESULTS

No	Date	Opponent	Score	Record
1	Oct. 4	Chicago	4-5 L	0-1-0-0
2	Oct. 6	Detroit	1-4 L	0-2-0-0
3	Oct. 9	@ Colorado	4-5 L	0-3-0-0
4	Oct. 11	@ Dallas	4-1 W	1-3-0-0
5	Oct. 13	Colorado	4-0 W	2-3-0-0
6	Oct. 16	Florida	2-2 T	2-3-1-0
7	Oct. 18	Toronto	5-6 L	2-4-1-0
8	Oct. 20	@ Phoenix	2-5 L	2-5-1-0
9	Oct. 21	@ Anaheim	1-3 L	2-6-1-0
10	Oct. 23	Nashville	4-2 W	3-6-1-0
11	Oct. 25	@ Colorado	1-4 L	3-7-1-0
12	Oct. 27	@ Edmonton	2-3 L	3-8-1-0
13	Oct. 30	Columbus	3-1 W	4-8-1-0
14	Nov. 1	Montreal	4-0 W	5-8-1-0
15	Nov. 3	@ San Jose	1-5 L	5-9-1-0
16	Nov. 6	@ Columbus	3-2 W	6-9-1-0
17	Nov. 8	@ St. Louis	1-3 L	6-10-1-0
18	Nov. 9	@ Chicago	1-3 L	6-11-1-0
19	Nov. 11	@ Minnesota	5-0 W	7-11-1-0
20	Nov. 13	Chicago	3-2 W	8-11-1-0
21	Nov. 15	St. Louis	2-1 W	9-11-1-0
22	Nov. 17	Edmonton	2-2 T	9-11-2-0
23	Nov. 20	@ Ottawa	0-3 L	9-12-2-0
24	Nov. 21	@ Pittsburgh	4-1 W	10-12-2-0
25	Nov. 23	@ Boston	2-3 L	10-13-2-0
26	Nov. 25	@ Philadelphia	4-1 W	11-13-2-0
27	Nov. 27	@ Minnesota	1-2 L	11-14-2-0
28	Nov. 28	@ Chicago	3-3 T	11-14-3-0
29	Nov. 30	Colorado	2-5 L	11-15-3-0
30	Dec. 2	Dallas	2-4 L	11-16-3-0
31	Dec. 6	Anaheim	3-2 W	12-16-3-0
32	Dec. 8	San Jose	3-5 L	12-17-3-0
33	Dec. 10	Tampa Bay	1-1 T	12-17-4-0
34	Dec. 12	@ Anaheim	1-0 W	13-17-4-0
35	Dec. 13	@ Los Angeles	3-6 L	13-18-4-0
36	Dec. 15	Detroit	3-0 W	14-18-4-0
37	Dec. 19	@ Detroit	1-4 L	14-19-4-0
38	Dec. 20	@ Nashville	2-6 L	14-20-4-0
39	Dec. 22	Minnesota	1-2 L	14-21-4-0
40	Dec. 27	Calgary	4-2 W	15-21-4-0
41	Dec. 29	New Jersey	4-2 W	16-21-4-0

No	Date	Opponent	Score	Record
42	Dec. 31	Philadelphia	1-2 L	16-22-4-0
43	Jan. 3	Montreal	5-2 W	17-22-4-0
44	Jan. 5	@ Edmonton	4-3 W	18-22-4-0
45	Jan. 8	@ Buffalo	2-3 L	18-23-4-0
46	Jan. 9	@ Detroit	4-5 OT L	18-23-4-1
47	Jan. 12	Carolina	7-1 W	19-23-4-1
48	Jan. 15	Pittsburgh	5-2 W	20-23-4-1
49	Jan. 17	@ St. Louis	4-5 L	20-24-4-1
50	Jan. 19	@ Washington	5-1 W	21-24-4-1
51	Jan. 21	@ Carolina	7-5 W	22-24-4-1
52	Jan. 23	@ Dallas	4-2 W	23-24-4-1
53	Jan. 25	Toronto	6-1 W	24-24-4-1
54	Jan. 26	@ Calgary	2-0 W	25-24-4-1
55	Jan. 28	Nashville	5-1 W	26-24-4-1
56	Jan. 30	Edmonton	2-2 T	26-24-5-1
57	Feb. 4	Phoenix	4-2 W	27-24-5-1
58	Feb. 8	@ Calgary	4-1 W	28-24-5-1
59	Feb. 9	Calgary	3-4 L	28-25-5-1
60	Feb. 12	Boston	1-2 OT L	28-25-5-2
61	Feb. 26	St. Louis	4-4 T	28-25-6-2
62	Feb. 28	Dallas	3-4 OT L	28-25-6-3
63	Mar. 2	Minnesota	6-3 W	29-25-6-3
64	Mar. 7	@ Phoenix	1-6 L	29-26-6-3
65	Mar. 9	@ San Jose	0-2 L	29-27-6-3
66	Mar. 10	San Jose	4-7 L	29-28-6-3
67	Mar. 12	@ Nashville	5-0 W	30-28-6-3
68	Mar. 14	@ Columbus	5-1 W	31-28-6-3
69	Mar. 16	@ Atlanta	4-2 W	32-28-6-3
70	Mar. 17	@ New Jersey	3-2 W	33-28-6-3
71	Mar. 19	@ NY Rangers	3-1 W	34-28-6-3
72	Mar. 21	@ NY Islanders	2-3 L	34-29-6-3
73	Mar. 24	Edmonton	0-2 L	34-30-6-3
74	Mar. 26	Los Angeles	4-0 W	35-30-6-3
75	Mar. 28	Columbus	4-3 W	36-30-6-3
76	Mar. 30	Anaheim	4-1 W	37-30-6-3
77	April 2	@ Los Angeles	4-4 T	37-30-7-3
78	April 5	Minnesota	5-4 W	38-30-7-3
79	April 7	Phoenix	4-3 W	39-30-7-3
80	April 9	@ Colorado	2-1 W	40-30-7-3
81	April 11	Los Angeles	5-2 W	41-30-7-3
82	April 13	@ Calgary	4-1 W	42-30-7-3

# 2002.03 SEASON RECORD

## NORTHWEST DIVISION FINISH

2nd (104 Points)

## COACH

Marc Crawford

## GM

Brian Burke

## CAPTAIN

Markus Naslund

## SCORING

Player	GP	G	A	PTS	PIM
Naslund	82	48	56	104	52
Bertuzzi	82	46	51	97	144
Morrison	82	25	46	71	36
Jovanovski	67	6	40	46	113
Cooke	82	15	27	42	82
Linden	71	19	22	41	30
H. Sedin	78	8	31	39	38
Sopel	81	7	30	37	23
D. Sedin	79	14	17	31	34
Salo	79	9	21	30	10
Klatt	82	16	13	29	8
Ohlund	59	2	27	29	42
Letowski	78	11	14	25	36
Malik	VAN 69	7	11	18	52
	CAR 10	0	2	2	16
Chubarov	62	7	13	20	6
Lindgren	54	5	9	14	18
Allen	48	5	3	8	73
May	VAN 3	0	0	0	10
	PHX 20	3	4	7	32
Baron	78	2	4	6	62

Player	GP	G	A	PTS	PIM
Reid	7	2	3	5	0
Ruutu	36	2	2	4	66
Baumgartner	8	1	2	3	4
Cloutier	57	0	3	3	24
King	8	0	2	2	0
Langdon	VAN 45	0	1	1	143
	CAR 9	0	0	0	16
Fedorov	7	0	1	1	4
Skudra	23	0	1	1	0
Kavanagh	3	1	0	1	2
Auld	7	0	0	0	0
Helmer	2	0	0	0	0
Komarniski	1	0	0	0	2
Jokela	1	0	0	0	0
Moss	1	0	0	0	0

Goaltender	GPI	MIN	GA	SO	AVG	W-L-T
Auld	7	382	10	1	157	3-3-0
Cloutier	57	3376	136	2	2.42	33-16-7
Skudra	23	1192	54	1	2.72	9-5-6
Moss	1	22	1	0	2.73	0-0-0

## RESULTS

No	Date	Opponent	Score	Record
1	Oct. 10	@ Calgary	3-0 W	1-0-0-0
2	Oct. 12	San Jose	5-3 W	2-0-0-0
3	Oct. 14	Calgary	2-3 L	2-1-0-0
4	Oct. 16	Boston	3-6 L	2-2-0-0
5	Oct. 18	@ Anaheim	2-2 T	2-2-1-0
6	Oct. 19	@ Los Angeles	2-2 T	2-2-2-0
7	Oct. 21	@ San Jose	5-2 W	3-2-2-0
8	Oct. 24	Anaheim	2-2 T	3-2-3-0
9	Oct. 26	Dallas	1-4 L	3-3-3-0
10	Oct. 29	Buffalo	1-1 T	3-3-4-0
11	Oct. 31	Colorado	1-5 L	3-4-4-0
12	Nov. 2	@ Minnesota	4-2 W	4-4-4-0
13	Nov. 4	@ Colorado	4-2 W	5-4-4-0
14	Nov. 6	@ Dallas	0-4 L	5-5-4-0
15	Nov. 9	@ Phoenix	5-2 W	6-5-4-0
16	Nov. 12	St. Louis	6-3 W	7-5-4-0
17	Nov. 14	Los Angeles	3-2 W	8-5-4-0
18	Nov. 16	NY Rangers	3-1 W	9-5-4-0
19	Nov. 20	Chicago	5-3 W	10-5-4-0
20	Nov. 22	Detroit	4-1 W	11-5-4-0
21	Nov. 25	@ Minnesota	2-1 W	12-5-4-0
22	Nov. 27	@ Carolina	3-2 W	13-5-4-0
23	Nov. 29	@ Tampa Bay	5-3 W	14-5-4-0
24	Nov. 30	@ Florida	5-2 W	15-5-4-0
25	Dec. 3	@ NY Islanders	1-2 L	15-6-4-0
26	Dec. 4	@ New Jersey	3-2 W	16-6-4-0
27	Dec. 7	Minnesota	2-4 L	16-7-4-0
28	Dec. 9	Calgary	1-2 L	16-8-4-0
29	Dec. 11	Colorado	3-1 W	17-8-4-0
30	Dec. 14	@ Edmonton	6-3 W	18-8-4-0
31	Dec. 15	Calgary	3-3 T	18-8-5-0
32	Dec. 17	@ Chicago	2-3 L	18-9-5-0
33	Dec. 19	@ Nashville	3-1 W	19-9-5-0
34	Dec. 21	Edmonton	4-3 W	20-9-5-0
35	Dec. 23	@ Colorado	3-5 L	20-10-5-0
36	Dec. 26	@ Edmonton	4-2 W	21-10-5-0
37	Dec. 28	Anaheim	7-3 W	22-10-5-0
38	Dec. 31	Toronto	3-5 L	22-11-5-0
39	Jan. 2	Montreal	3-2 W	23-11-5-0
40	Jan. 4	Florida	3-2 W	24-11-5-0
41	Jan. 8	Ottawa	6-4 W	25-11-5-0

No	Date	Opponent	Score	Record
42	Jan. 10	Columbus	2-3 L	25-12-5-0
43	Jan. 11	@ San Jose	0-3 L	25-13-5-0
44	Jan. 14	Nashville	4-3 W	26-13-5-0
45	Jan. 16	@ Minnesota	2-5 L	26-14-5-0
46	Jan. 17	@ Chicago	4-2 W	27-14-5-0
47	Jan. 19	@ Detroit	4-1 W	28-14-5-0
48	Jan. 21	@ Nashville	2-3 L	28-15-5-0
49	Jan. 24	Detroit	2-5 L	28-16-5-0
50	Jan. 26	Phoenix	1-0 W	29-16-5-0
51	Jan. 28	Minnesota	2-2 T	29-16-6-0
52	Jan. 30	Edmonton	3-3 T	29-16-7-0
53	Feb. 4	@ Pittsburgh	3-2 W	30-16-7-0
54	Feb. 5	@ Columbus	4-4 T	30-16-8-0
55	Feb. 7	@ Buffalo	4-2 W	31-16-8-0
56	Feb. 10	Chicago	2-1 W	32-16-8-0
57	Feb. 13	Colorado	2-1 W	33-16-8-0
58	Feb. 15	@ Calgary	2-2 T	33-16-9-0
59	Feb. 18	@ Detroit	4-3 W	34-16-9-0
60	Feb. 20	@ St. Louis	4-2 W	35-16-9-0
61	Feb. 22	@ Edmonton	3-2 W	36-16-9-0
62	Feb. 23	Columbus	7-2 W	37-16-9-0
63	Feb. 25	Atlanta	8-0 W	38-16-9-0
64	Feb. 27	San Jose	2-3 L	38-17-9-0
65	Mar. 1	@ Montreal	1-1 T	38-17-10-0
66	Mar. 3	@ Boston	6-4 W	39-17-10-0
67	Mar. 4	@ Philadelphia	0-3 L	39-18-10-0
68	Mar. 6	@ Columbus	4-5 OT	39-18-10-1
69	Mar. 8	@ Toronto	3-3 T	39-18-11-1
70	Mar. 11	NY Islanders	4-3 W	40-18-11-1
71	Mar. 13	St. Louis	4-4 T	40-18-12-1
72	Mar. 15	Toronto	0-1 L	40-19-12-1
73	Mar. 17	@ Dallas	4-2 W	41-19-12-1
74	Mar. 18	@ St. Louis	4-6 L	41-20-12-1
75	Mar. 20	Nashville	7-3 W	42-20-12-1
76	Mar. 23	Washington	6-0 W	43-20-12-1
77	Mar. 25	Dallas	3-4 L	43-21-12-1
78	Mar. 27	Phoenix	5-1 W	44-21-12-1
79	Mar. 29	@ Los Angeles	5-1 W	45-21-12-1
80	Mar. 30	@ Anaheim	1-3 L	45-22-12-1
81	Apr. 2	@ Phoenix	3-3 T	45-22-13-1
82	Apr. 6	Los Angeles	0-2 L	45-23-13-1

## NORTHWEST DIVISION FINISH

1st (101 Points)

## COACH

Marc Crawford

## GM

Brian Burke

## CAPTAIN

Markus Naslund

## SCORING

Player	GP	G	A	PTS	PIM
Naslund	78	35	49	84	58
Morrison	82	22	38	60	50
Bertuzzi	69	17	43	60	122
D. Sedin	82	18	36	54	18
Rucinsky	Van 13	1	2	3	10
	Nyr 69	13	29	42	62
H. Sedin	76	11	31	42	32
Sopel	80	10	32	42	36
Sanderson	Van 13	3	4	7	4
	CBJ 67	13	16	29	34
Linden	82	14	22	36	26
Ohlund	82	14	20	34	73
Salo	74	7	19	26	22
Cooke	53	11	12	23	73
Jovanovski	56	7	16	23	64
King	47	12	9	21	8
Chubarov	65	12	7	19	14
Malik	78	3	16	19	45
Keane	64	8	9	17	20
Arvedson	41	8	7	15	12
Ruutu	71	6	8	14	133
May	70	5	6	11	137
Bergevin	Van 9	0	2	2	2
	PIT 52	1	8	9	27

Player	GP	G	A	PTS	PIM
Allen	74	2	5	7	94
Kesler	28	2	3	5	16
Bouck	18	1	2	3	23
Baumgartner	Van 9	0	3	3	2
	PIT 5	0	0	0	2
Brookbank	Van 20	2	0	2	95
	NSH 9	0	0	0	38
Cloutier	60	0	1	1	22
Hedberg	21	0	0	0	10

Goaltender	GPI	MIN	GA	SO	AVG	W-L-T
Auld	6	349	12	0	2.06	2-2-2
Cloutier	60	3539	134	5	2.27	33-21-6
Hedberg	21	1098	46	3	2.51	8-6-2

## RESULTS

No	Date	Opponent	Score	Record
1	Oct. 9	Calgary	4-1 W	1-0-0-0
2	Oct. 11	Edmonton	3-0 W	2-0-0-0
3	Oct. 13	@ Columbus	2-3 L	2-1-0-0
4	Oct. 16	@ Detroit	2-3 L	2-2-0-0
5	Oct. 18	@ Minnesota	2-2 T	2-2-1-0
6	Oct. 20	Buffalo	6-1 W	3-2-1-0
7	Oct. 22	St. Louis	3-2 W	4-2-1-0
8	Oct. 26	Phoenix	3-3 T	4-2-2-0
9	Oct. 28	Columbus	6-3 W	5-2-2-0
10	Oct. 30	@ Los Angeles	3-1 W	6-2-2-0
11	Oct. 31	@ Phoenix	4-1 W	7-2-2-0
12	Nov. 3	Detroit	5-1 W	8-2-2-0
13	Nov. 5	@ Nashville	4-3 W	9-2-2-0
14	Nov. 6	@ St. Louis	2-3 L	9-3-2-0
15	Nov. 8	Minnesota	4-3 W	10-3-2-0
16	Nov. 11	@ Minnesota	0-1 L	10-4-2-0
17	Nov. 13	@ Philadelphia	3-4 OT W	10-4-2-1
18	Nov. 15	@ Boston	1-2 OT L	10-4-2-2
19	Nov. 18	Montreal	5-4 W	11-4-2-2
20	Nov. 20	Chicago	3-2 W	12-4-2-2
21	Nov. 22	Toronto	3-5 L	12-5-2-2
22	Nov. 24	@ Toronto	1-2 L	12-6-2-2
23	Nov. 25	@ Montreal	5-2 W	13-6-2-2
24	Nov. 27	@ Ottawa	3-2 W	14-6-2-2
25	Nov. 29	@ Calgary	4-4 T	14-6-3-2
26	Dec. 4	Calgary	1-4 L	14-7-3-2
27	Dec. 6	Minnesota	1-1 T	14-7-4-2
28	Dec. 9	Pittsburgh	4-3 W	15-7-4-2
29	Dec. 11	Colorado	1-1 T	15-7-5-2
30	Dec. 14	Carolina	2-1 W	16-7-5-2
31	Dec. 16	@ Nashville	2-1 W	17-7-5-2
32	Dec. 17	@ Dallas	1-3 L	17-8-5-2
33	Dec. 20	@ Edmonton	3-0 W	18-8-5-2
34	Dec. 22	Los Angeles	4-4 T	18-8-6-2
35	Dec. 26	@ Calgary	2-0 W	19-8-6-2
36	Dec. 27	Edmonton	2-6 L	19-9-6-2
37	Dec. 29	@ Colorado	3-2 W	20-9-6-2
38	Dec. 31	@ Chicago	4-3 W	21-9-6-2
39	Jan. 2	Colorado	2-4 L	21-10-6-2
40	Jan. 3	@ Calgary	3-1 W	22-10-6-2
41	Jan. 5	San Jose	1-2 L	22-11-6-2

No	Date	Opponent	Score	Record
42	Jan. 8	@ Los Angeles	3-1 W	23-11-6-2
43	Jan. 9	@ Anaheim	5-2 W	24-11-6-2
44	Jan. 11	Florida	2-2 T	24-11-7-2
45	Jan. 13	@ Phoenix	4-1 W	25-11-7-2
46	Jan. 15	@ San Jose	1-3 L	25-12-7-2
47	Jan. 17	Anaheim	1-2 L	25-13-7-2
48	Jan. 19	Dallas	2-3 L	25-14-7-2
49	Jan. 21	Tampa Bay	5-4 W	26-14-7-2
50	Jan. 25	Nashville	4-1 W	27-14-7-2
51	Jan. 27	Chicago	3-2 W	28-14-7-2
52	Jan. 29	@ St. Louis	4-2 W	29-14-7-2
53	Jan. 31	@ Washington	6-1 W	30-14-7-2
54	Feb. 2	@ NY Rangers	3-4 L	30-15-7-2
55	Feb. 3	@ NY Islanders	4-5 OT L	30-15-7-3
56	Feb. 5	@ New Jersey	4-0 W	31-15-7-3
57	Feb. 11	Calgary	2-3 L	31-16-7-3
58	Feb. 13	Atlanta	1-4 L	31-17-7-3
59	Feb. 14	Anaheim	1-2 L	31-18-7-3
60	Feb. 16	@ Colorado	1-0 W	32-18-7-3
61	Feb. 19	@ Minnesota	2-6 L	32-19-7-3
62	Feb. 21	@ Edmonton	3-4 OT L	32-19-7-4
63	Feb. 24	Detroit	4-2 W	33-19-7-4
64	Feb. 26	San Jose	3-2 W	34-19-7-4
65	Feb. 28	St. Louis	2-0 W	35-19-7-4
66	Mar. 3	@ Colorado	5-5 T	35-19-8-4
67	Mar. 5	@ Detroit	1-3 L	35-20-8-4
68	Mar. 6	@ Columbus	4-0 W	36-20-8-4
69	Mar. 8	Colorado	2-9 L	36-21-8-4
70	Mar. 10	Minnesota	1-1 T	36-21-9-4
71	Mar. 12	@ Edmonton	4-3 W	37-21-9-4
72	Mar. 13	Ottawa	1-2 L	37-22-9-4
73	Mar. 16	Nashville	2-2 T	37-22-10-4
74	Mar. 18	@ Dallas	0-3 L	37-23-10-4
75	Mar. 19	@ Chicago	3-4 OT L	37-23-10-5
76	Mar. 21	Columbus	4-5 L	37-24-10-5
77	Mar. 24	Los Angeles	1-0 W	38-24-10-5
78	Mar. 27	Dallas	3-2 W	39-24-10-5
79	Mar. 29	Phoenix	6-1 W	40-24-10-5
80	Mar. 31	@ Anaheim	2-1 W	41-24-10-5
81	Apr. 2	@ San Jose	4-1 W	42-24-10-5
82	Apr. 3	Edmonton	5-2 W	43-24-10-5

# 2005.06 SEASON RECORD

## NORTHWEST DIVISION FINISH

4th (92 Points)

## COACH

Marc Crawford

## GM

Dave Nonis

## CAPTAIN

Markus Naslund

## SCORING

Player	GP	G	A	PTS	PIM
Naslund	81	32	47	79	66
H. Sedin	82	18	57	75	56
Bertuzzi	82	25	46	71	120
D. Sedin	82	22	49	71	34
Morrison	82	19	37	56	84
Carter	81	33	22	55	41
Baumgartner	70	5	29	34	30
Ohlund	78	13	20	33	92
Salo	59	10	23	33	38
Jovanovski	44	8	25	33	58
Kesler	82	10	13	23	79
Carney	VAN 18	0	2	2	14
	ANA 61	2	16	18	48
Park	60	8	10	18	29
Cooke	45	8	10	18	71
Ruutu	82	10	7	17	142
Allen	77	7	10	17	115
Weinrich	VAN 16	0	0	0	8
	STL 59	1	16	17	44
Linden	82	7	9	16	15
McCarthy	VAN 51	2	4	6	43
	ATL 16	7	3	10	8

Player	GP	G	A	PTS	PIM	
Mojzis	7	0	1	1	12	
Burrows	43	7	5	12	61	
Brown	VAN 12	0	0	0	8	
	NJD 35	1	11	12	27	
Green	33	4	2	6	14	
Bieksa	39	0	6	6	77	
Brookbank	32	1	2	3	81	
Goren	28	1	2	3	30	
Bouc	12	1	1	2	21	
Rypien	5	1	0	1	4	
Auld	67	0	2	2	4	
Balej	1	0	1	1	0	
Cloutier	13	0	0	0	4	
Butenschon	8	0	0	0	10	
Ouellet	4	0	0	0	2	
Ryan	1	0	0	0	2	
Smith	1	0	0	0	0	
Goaltender	GPI	MIN	GA	SO	AVG	W-L-T
McVicar	1	3	0	0	0.00	0-0-0
Auld	67	3859	189	0	2.94	33-26-6
Cloutier	13	681	36	0	3.17	8-3-1
Ouellet	4	222	12	0	3.24	0-2-1
Noronen	VAN 4	170	10	0	3.53	1-1-0
	BUF 4	168	12	0	4.26	1-2-0

## RESULTS

No	Date	Opponent	Score	Record
1	Oct. 5	Phoenix	3-2 W	1-0-0
2	Oct. 8	@ Edmonton	3-4 O	1-0-1
3	Oct. 10	@ Detroit	4-2 W	2-0-1
4	Oct. 12	@ Minnesota	0-6 L	2-1-1
5	Oct. 14	@ Minnesota	5-3 W	3-1-1
6	Oct. 16	Dallas	5-2 W	4-1-1
7	Oct. 18	Chicago	6-2 W	5-1-1
8	Oct. 20	Phoenix	3-2 W	6-1-1
9	Oct. 22	Colorado	6-4 W	7-1-1
10	Oct. 25	@ Minnesota	3-1 W	8-1-1
11	Oct. 27	@ Colorado	2-6 L	8-2-1
12	Oct. 29	@ Colorado	3-4 O	8-2-2
13	Nov. 2	Minnesota	2-1 W	9-2-2
14	Nov. 4	Columbus	5-3 W	10-2-2
15	Nov. 5	@ Calgary	0-1 L	10-3-2
16	Nov. 7	@ Calgary	3-4 L	10-4-2
17	Nov. 10	Colorado	3-5 L	10-5-2
18	Nov. 13	Detroit	4-1 W	11-5-2
19	Nov. 16	@ San Jose	3-1 W	12-5-2
20	Nov. 17	@ Los Angeles	4-5 L	12-6-2
21	Nov. 20	@ Anaheim	3-2 W	13-6-2
22	Nov. 22	Chicago	3-1 W	14-6-2
23	Nov. 24	San Jose	3-2 W	15-6-2
24	Nov. 26	@ Phoenix	1-2 L	15-7-2
25	Nov. 27	@ Colorado	2-6 L	15-8-2
26	Nov. 30	Colorado	5-2 W	16-8-2
27	Dec. 1	@ Edmonton	3-5 L	16-9-2
28	Dec. 4	Boston	5-2 W	17-9-2
29	Dec. 9	Ottawa	3-2 W	18-9-2
30	Dec. 13	@ NY Rangers	3-2 W	19-9-2
31	Dec. 15	@ Philadelphia	5-4 W	20-9-2
32	Dec. 17	Edmonton	4-5 O	20-9-3
33	Dec. 19	Los Angeles	3-4 O	20-9-4
34	Dec. 21	Edmonton	6-7 L	20-10-4
35	Dec. 23	Calgary	5-6 O	20-10-5
36	Dec. 26	Calgary	1-2 L	20-11-5
37	Dec. 28	Nashville	4-3 W	21-11-5
38	Dec. 31	@ Minnesota	3-4 L	21-12-5
39	Jan. 2	@ St. Louis	1-4 L	21-13-5
40	Jan. 4	@ Dallas	1-3 L	21-14-5
41	Jan. 5	@ Chicago	3-2 W	22-14-5

No	Date	Opponent	Score	Record
42	Jan. 7	Calgary	4-3 W	23-14-5
43	Jan. 10	Toronto	4-3 W	24-14-5
44	Jan. 13	@ New Jersey	0-3 L	24-15-5
45	Jan. 14	@ NY Islanders	8-1 W	25-15-5
46	Jan. 16	@ Pittsburgh	4-2 W	26-15-5
47	Jan. 19	Buffalo	4-1 W	27-15-5
48	Jan. 21	Montreal	6-2 W	28-15-5
49	Jan. 23	@ St. Louis	0-4 L	28-16-5
50	Jan. 24	@ Columbus	5-6 L	28-17-5
51	Jan. 26	@ Detroit	1-2 L	28-18-5
52	Jan. 28	@ Colorado	4-3 W	29-18-5
53	Jan. 31	@ Phoenix	7-4 W	30-18-5
54	Feb. 3	@ Calgary	3-1 W	31-18-5
55	Feb. 4	@ Edmonton	1-3 L	31-19-5
56	Feb. 6	Columbus	7-4 W	32-19-5
57	Feb. 8	St. Louis	2-4 L	32-20-5
58	Feb. 10	Anaheim	1-3 L	32-21-5
59	Feb. 12	Minnesota	3-2 W	33-21-5
60	Feb. 28	@ Calgary	2-1 W	34-21-5
61	Mar. 2	@ Nashville	1-3 L	34-22-5
62	Mar. 3	@ Chicago	5-4 W	35-22-5
63	Mar. 5	St. Louis	1-4 L	35-23-5
64	Mar. 9	Nashville	2-3 O	35-23-6
65	Mar. 11	Dallas	1-2 L	35-24-6
66	Mar. 13	@ Dallas	2-4 L	35-25-6
67	Mar. 14	@ Nashville	0-5 L	35-26-6
68	Mar. 17	@ Columbus	3-2 W	36-26-6
69	Mar. 19	Detroit	3-7 L	36-27-6
70	Mar. 21	@ Edmonton	4-1 W	37-27-6
71	Mar. 23	Edmonton	4-3 W	38-27-6
72	Mar. 25	Edmonton	2-3 L	38-28-6
73	Mar. 27	Los Angeles	7-4 W	39-28-6
74	Mar. 29	Minnesota	2-1 W	40-28-6
75	Mar. 31	Minnesota	1-2 O	40-28-7
76	Apr. 2	@ Anaheim	2-6 L	40-29-7
77	Apr. 3	@ Los Angeles	0-1 L	40-30-7
78	Apr. 8	Calgary	3-2 W	41-30-7
79	Apr. 10	Anaheim	2-4 L	41-31-7
80	Apr. 12	San Jose	4-5 O	41-31-8
81	Apr. 13	@ San Jose	3-5 L	41-32-8
82	Apr. 15	Colorado	4-3 W	42-32-8

## NORTHWEST DIVISION FINISH

1st (105 Points)

## COACH

Alain Vigneault

## GM

Dave Nonis

## CAPTAIN

Markus Naslund

## SCORING

Player	GP	G	A	PTS	PIM
D. Sedin	81	36	48	84	36
H. Sedin	82	10	71	81	66
Naslund	82	24	36	60	54
Morrison	82	20	31	51	60
Smolinski	VAN 20	4	3	7	8
	CHI 62	14	23	37	29
Bieksa	81	12	30	42	134
Pyatt	76	23	14	37	42
Salo	67	14	23	37	26
Ohlund	77	11	20	31	80
Cooke	81	10	20	30	64
Sopel	VAN 20	1	4	5	10
	LA 44	4	19	23	14
Linden	80	12	13	25	34
Bulis	79	12	11	23	70
Kesler	48	6	10	16	40
Krajicek	78	3	13	16	64
Cowan	VAN 42	7	3	10	93
	LA 21	0	2	2	32
Mitchell	62	1	10	11	45

Player	GP	G	A	PTS	PIM
Burrows	81	3	6	9	93
Green	57	2	5	7	25
Fitzpatrick	58	1	6	7	46
Santala	30	1	5	6	24
Chouinard	42	2	2	4	10
Edler	22	1	2	3	6
Tremblay	12	1	2	3	12
Coulombe	7	0	1	1	4
Moran	3	0	1	1	2
Bourdon	9	0	0	0	4
Bouck	6	0	0	0	16
Reid	3	0	0	0	0
Schultz	2	0	0	0	0
Goren	2	0	0	0	0
Rypien	2	0	0	0	5
Smith	1	0	0	0	0
McIver	2	0	0	0	7

Goaltender	GPI	MIN	GA	SO	AVG	W-L-T
Luongo	76	4490	171	5	2.29	47-22-6
Sabourin	9	480	21	0	2.63	2-4-1

## RESULTS

No	Date	Opponent	Score	Record
1	Oct. 5	@ Detroit	3-1 W	1-0-0
2	Oct. 6	@ Columbus	3-2 W	2-0-0
3	Oct. 8	@ Colorado	2-3 L	2-1-0
4	Oct. 10	@ Minnesota	1-2 O	2-1-1
5	Oct. 13	San Jose	4-6 L	2-2-1
6	Oct. 16	Edmonton	2-1 W	3-2-1
7	Oct. 17	@ Edmonton	1-2 L	3-3-1
8	Oct. 20	@ St. Louis	3-2 W	4-3-1
9	Oct. 21	@ Nashville	4-3 W	5-3-1
10	Oct. 23	@ Dallas	1-2 L	5-4-1
11	Oct. 25	@ Chicago	5-0 W	6-4-1
12	Oct. 27	Washington	3-2 W	7-4-1
13	Oct. 31	Nashville	2-3 L	7-5-1
14	Nov. 2	@ Minnesota	2-5 L	7-6-1
15	Nov. 4	@ Colorado	2-3 L	7-7-1
16	Nov. 6	Dallas	2-1 W	8-7-1
17	Nov. 9	Anaheim	0-6 L	8-8-1
18	Nov. 11	Calgary	2-3 L	8-9-1
19	Nov. 14	Detroit	2-3 L	8-10-1
20	Nov. 17	St. Louis	4-2 W	9-10-1
21	Nov. 19	Chicago	2-1 W	10-10-1
22	Nov. 22	@ Detroit	4-3 W	11-10-1
23	Nov. 23	@ Nashville	0-6 L	11-11-1
24	Nov. 25	@ Colorado	1-4 L	11-12-1
25	Nov. 28	Columbus	1-0 W	12-12-1
26	Nov. 30	Anaheim	1-2 L	12-13-1
27	Dec. 2	Colorado	2-1 W	13-13-1
28	Dec. 4	Edmonton	0-4 L	13-14-1
29	Dec. 8	Carolina	4-3 W	14-14-1
30	Dec. 9	@ Calgary	3-5 L	14-15-1
31	Dec. 12	Phoenix	2-5 W	15-15-1
32	Dec. 14	Calgary	3-1 W	16-15-1
33	Dec. 16	Minnesota	2-1 W	17-15-1
34	Dec. 19	@ Minnesota	2-5 L	17-16-1
35	Dec. 21	@ Boston	0-2 L	17-17-1
36	Dec. 22	@ Columbus	2-3 L	17-18-1
37	Dec. 26	@ Calgary	3-1 W	18-18-1
38	Dec. 27	Calgary	6-5 W	19-18-1
39	Dec. 30	Edmonton	6-2 W	20-18-1
40	Jan. 2	@ Calgary	3-2 W	21-18-1
41	Jan. 3	Dallas	2-1 W	22-18-1

No	Date	Opponent	Score	Record
42	Jan. 5	Edmonton	3-2 W	23-18-1
43	Jan. 7	Florida	4-3 W	24-18-1
44	Jan. 11	Minnesota	2-5 L	24-19-1
45	Jan. 13	@ Toronto	6-1 W	25-19-1
46	Jan. 16	@ Montreal	4-0 W	26-19-1
47	Jan. 18	@ Ottawa	2-1 W	27-19-1
48	Jan. 19	@ Buffalo	3-4 O	27-19-2
49	Jan. 26	Los Angeles	2-3 O	27-19-3
50	Jan. 28	San Jose	3-1 W	28-19-3
51	Jan. 30	Columbus	2-3 O	28-19-4
52	Feb. 1	Edmonton	5-3 W	29-19-4
53	Feb. 3	@ Calgary	3-4 L	29-20-4
54	Feb. 6	@ Edmonton	5-2 W	30-20-4
55	Feb. 7	Chicago	0-3 L	30-21-4
56	Feb. 10	Atlanta	3-2 W	31-21-4
57	Feb. 14	@ Minnesota	3-2 W	32-21-4
58	Feb. 16	@ Chicago	2-1 W	33-21-4
59	Feb. 18	Colorado	5-4 W	34-21-4
60	Feb. 20	@ Anaheim	3-2 W	35-21-4
61	Feb. 22	@ Los Angeles	3-2 W	36-21-4
62	Feb. 25	@ Dallas	1-2 O	36-21-5
63	Feb. 27	@ St. Louis	1-3 L	36-22-5
64	Mar. 1	Phoenix	4-3 W	37-22-5
65	Mar. 4	Minnesota	4-3 W	38-22-5
66	Mar. 6	Tampa Bay	5-1 W	39-22-5
67	Mar. 8	@ Phoenix	4-2 W	40-22-5
68	Mar. 9	@ San Jose	2-1 W	41-22-5
69	Mar. 11	@ Anaheim	2-4 L	41-23-5
70	Mar. 13	Minnesota	2-3 O	41-23-6
71	Mar. 15	St. Louis	3-2 W	42-23-6
72	Mar. 17	Detroit	4-1 W	43-23-6
73	Mar. 19	@ Edmonton	2-1 W	44-23-6
74	Mar. 21	Nashville	2-0 W	45-23-6
75	Mar. 25	Colorado	4-5 O	45-23-7
76	Mar. 27	@ Colorado	3-0 W	46-23-7
77	Mar. 29	@ Los Angeles	4-2 W	47-23-7
78	Mar. 31	Calgary	2-3 L	47-24-7
79	Apr. 3	Los Angeles	4-2 W	48-24-7
80	Apr. 5	Colorado	1-3 L	48-25-7
81	Apr. 7	@ San Jose	4-3 W	49-25-7
82	Apr. 8	@ Phoenix	1-3 L	49-26-7





## ALL-TIME RECORDS



WE ARE ALL  
**CANUCKS**

## A

Adams, Greg C.	1988-89
Adams, Greg G.	1987-88 to 1994-95
Affleck, Bruce	1979-80
Agnew, Jim	1986-87 to 1987-88
	1989-90 to 1991-92
Alexander, Claire	1977-78
Allen, Bryan	2000-01 to 2005-06
Altoski, Shawn	1990-91 to 1994-95
Arbour, John	1970-71
Arvedson, Magnus	2003-04
Ashton, Brent	1979-80 to 1980-81
Aucoin, Adrian	1994-95 to 2000-01
Auld, Alex	2001-02 to 2005-06

## B

Babych, Dave	1991-92 to 1997-98
Bakovic, Peter	1987-88
<b>Balej, Jozef</b>	<b>2005-06 to</b>
Balon, Dave	1971-72 to 1972-73
Bannerman, Murray	1977-78
Baron, Murray	1998-99 to 2002-03
Bartel, Robin	1986-87
Baumgartner, Nolan	2002-03 to 2005-06
Bawa, Robin	1991-92
Belanger, Jesse	1995-96
Belland, Neil	1981-82 to 1985-86
Benning, Jim	1986-87 to 1989-90
Beranek, Josef	1994-95 to 1995-96
Berehowski, Drake	2000-01 to 2001-02
Bergevin, Marc	2003-04
Berry, Ken	1987-88 to 1988-89
Bertuzzi, Todd	1997-98 to 2005-06
<b>Bieksa, Kevin</b>	<b>2005-06 to</b>
Blight, Rick	1975-76 to 1980-81
Block, Ken	1970-71
Boddy, Gregg	1971-72 to 1975-76
Bodger, Doug	1999-00
Bohonos, Lonny	1996-97 to 1997-98
Boldirev, Ivan	1979-80 to 1982-83
Boltonchuk, Larry	1972-73
Bonni, Ryan	1999-00 to 2001-02
Bordeleau, Paulin	1973-74 to 1975-76
Bouck, Tyler	2003-04 to 2006-07
Boudrias, Andre	1970-71 to 1975-76
<b>Bourdon, Luc</b>	<b>2006-07 to</b>
Boyd, Randy	1987-88 to 1988-89
Bozek, Steve	1988-89 to 1990-91
Bradley, Brian	1987-88 to 1990-91
Brasar, Per-Olov	1979-80 to 1981-82
Brashear, Donald	1996-97 to 2001-02
Bridgman, Mel	1988-89
Brochu, Martin	2001-02
Brodeur, Richard	1980-81 to 1987-88
Bromley, Gary	1978-79 to 1980-81
Brookbank, Wade	2003-04 to 2005-06
Brown, Cam	1990-91
Brown, Jeff	1993-94 to 1995-96
Brown, Mike	2000-01 to 2001-02
Brown, Sean	2005-06
Bruce, David	1985-86 to 1988-89
Bubla, Jiri	1981-82 to 1985-86
Bulis, Jan	2006-07
Bullock, Bruce	1972-73, 1974-75
	1976-77
Bure, Pavel	1991-92 to 1997-98
Burke, Sean	1997-98

## Burrows, Alex

Buskas, Rod	1989-90
Butcher, Garth	1981-82 to 1990-91
Butenschon, Sven	2005-06
Butler, Jerry	1979-80 to 1981-82

## C

Callander, Drew	1978-79 to 1979-80
Campbell, Colin	1980-81 to 1981-82
Caprice, Frank	1982-83 to 1987-88
Capuano, Dave	1989-90 to 1990-91
	1990-91
Carney, Keith	2005-06
Caron, Jacques	1973-74
Carriere, Larry	1976-77 to 1977-78
Carson, Jimmy	1993-94
Carter, Anson	2005-06
Cassels, Andrew	1999-00 to 2001-02

## Charbonneau, Jose

	1988-89,
	1993-94 to 1994-95
Chouinard, Marc	2006-07
Christie, Mike	1980-81
<b>Chubarov, Artem</b>	<b>1999-00 to</b>
Ciccone, Enrico	1997-98
Cloutier, Dan	2000-01 to 2005-06
Cochrane, Glen	1985-86 to 1986-87
Connelly, Wayne	1971-72
Convery, Brandon	1997-98 to 1998-99
Cook, Bob	1970-71

## Cooke, Matt

Corrigan, Mike	1970-71 to 1971-72
<b>Coulombe, Patrick</b>	<b>2006-07 to</b>
Courtнал, Geoff	1990-91 to 1994-95
	1994-95 to 1996-97
Courtнал, Russ	1995-96 to 1997-98
Courville, Larry	<b>2006-07 to</b>
Cowan, Jeff	1984-85 to 1987-88
Coxe, Craig	1989-90 to 1990-91

## Craven, Murray

	1992-93 to 1993-94
Crawford, Marc	1981-82 to 1986-87
Crowder, Troy	1996-97
Cullen, Ray	1970-71
Cullimore, Jassen	1994-95 to 1996-97
Currie, Tony	1981-82 to 1983-84

## D

Daigneault, J.J.	1984-85 to 1985-86
Dailey, Bob	1973-74 to 1976-77
Delorme, Ron	1981-82 to 1984-85
DeMarco, Ab	1974-75 to 1975-76
Derlago, Bill	1978-79 to 1979-80
Diduck, Gerald	1990-91 to 1994-95
Dirk, Robert	1990-91 to 1993-94
Doak, Gary	1970-71 to 1971-72
Dowd, Jim	1995-96
Druken, Harold	1999-00 to 2002-03
Dunbar, Dale	1985-86
Dunn, Dave	1973-74 to 1974-75
Dyck, Ed	1971-72 to 1973-74

## E

<b>Edler, Alexander</b>	<b>2006-07 to</b>
Eisenhut, Neil	1993-94
Eldebrink, Anders	1981-82 to 1982-83
Ellacott, Ken	1982-83
Eriksson, Roland	1978-79
Essensa, Bob	2000-01

## F

Fedorov, Fedor	2002-03 to 2004-05
Fergus, Tom	1991-92 to 1992-93
Fitzpatrick, Rory	2006-07
Flockhart, Rob	1976-77 to 1978-79
Folco, Peter	1973-74
Fortier, Dave	1976-77
Fountain, Mike	1996-97
Fraser, Curt	1978-79 to 1982-83

## G

Gagner, Dave	1998-99
Gamble, Troy	1986-87, 1988-89
	1990-91 to 1991-92
Gardner, George	1970-71 to 1971-72
Garrett, John	1982-83 to 1984-85
Gassoff, Brad	1975-76 to 1978-79
Gelinas, Martin	1993-94 to 1997-98
Gibson, Don	1990-91
Gillis, Jere	1977-78 to 1980-81
	1983-84 to 1984-85
Gloor, Dan	1973-74
Glynn, Brian	1993-94
Goodenough, Larry	1976-77 to 1979-80
Gordon, Robb	1998-99
Goren, Lee	2005-06 to 2006-07
Gould, John	1973-74 to 1976-77
Gould, Larry	1973-74
Gradin, Thomas	1978-79 to 1985-86
Graves, Hilliard	1976-77 to 1978-79
Green, Josh	2005-06 to 2006-07
Gregg, Randy	1991-92
Grenier, Martin	2003-04
Grisdale, John	1974-75 to 1978-79
Gruvremont, Jocelyn	1971-72 to 1974-75
Guy, Kevan	1988-89 to 1990-91

## H

Hall, Murray	1970-71 to 1971-72
Hall, Taylor	1983-84 to 1986-87
Halward, Doug	1980-81 to 1986-87
Hammond, Ken	1991-92
Hanlon, Glen	1977-78 to 1981-82
<b>Hansen, Jannik</b>	<b>2006-07 to</b>
Hargreaves, Jim	1970-71, 1972-73
Hatoum, Ed	1970-71
Hawgood, Greg	1999-00 to 2000-01
Hawkins, Todd	1988-89 to 1989-90
Hazlett, Steve	1979-80
Hedberg, Johan	2003-04
Hedican, Bret	1993-94 to 1998-99
Heinz, Rick	1981-82
Helmer, Bryan	2000-01 to 2002-03
Hendrickson, Darby	1998-99 to 1999-00
Hirsch, Corey	1995-96 to 1998-99
Hlavac, Jan	2001-02 to 2002-03
Hlinka, Ivan	1981-82 to 1982-83
Hodge, Charlie	1970-71
Hodgson, Dan	1986-87 to 1988-89
Holden, Josh	1998-99 to 2001-02
Holloway, Bruce	1984-85
Holt, Randy	1978-79
Homenuke, Ron	1972-73
Huber, Willie	1987-88
Hubick, Greg	1979-80
Hughes, John	1979-80
Hunter, Tim	1992-93 to 1995-96

Hurlburt, Bob 1974-75  
Huscroft, Jamie 1997-98 to 1998-99

## I

Irbe, Arturs 1997-98

## J

Jackson, Dane 1993-94 to 1994-95  
Johnson, Danny 1970-71 to 1971-72  
**Jokela, Mikko** 2002-03 to  
Joseph, Chris 1996-97, 1999-00  
Jovanovski, Ed 1998-99 to 2005-06

## K

Kannegiesser, Sheldon 1977-78  
Kariya, Steve 1999-00 to 2002-03  
Kavanagh, Pat 2000-01 to 2003-04  
Keane, Mike 2003-04  
Kearns, Dennis 1971-72 to 1980-81  
Kesa, Dan 1993-94  
**Kesler, Ryan** 2003-04 to  
Kidd, Ian 1987-88 to 1988-89  
King, Jason 2002-03 to 2006-07  
Kirton, Mark 1982-83 to 1984-85  
Klatt, Trent 1998-99 to 2002-03  
Kocur, Joey 1995-96  
Komarniski, Zenith 1999-00 to 2003-04  
Korab, Jerry 1973-74  
Kozak, Don 1978-79  
**Krajicek, Lukas** 2006-07 to  
Kron, Robert 1990-91 to 1992-93  
Krutov, Vladimir 1989-90  
Kucera, Frantisek 1995-96 to 1996-97  
Kulak, Stu 1982-83, 1986-87  
Kurtenbach, Orland 1970-71 to 1973-74  
Kurtz, Justin 2001-02 to 2002-03  
Kurvers, Tom 1990-91

## L

Lachance, Scott 2000-01 to 2001-02  
La Fayette, Nathan 1993-94 to 1994-95  
Lalonde, Bobby 1971-72 to 1976-77  
Lampman, Mike 1973-74  
Langdon, Darren 2002-03  
Lanthier, Jean-Marc 1983-84 to 1985-86  
1987-88  
Lanz, Rick 1980-81 to 1986-87  
Larionov, Igor 1989-90 to 1991-92  
Lawless, Paul 1987-88  
LeBlanc, John 1986-87 to 1987-88  
Ledyard, Grant 1997-98  
Leeb, Brad 1999-00 to 2001-02  
Leeman, Gary 1994-95  
Legace, Manny 1999-00  
Lemay, Moe 1981-82 to 1986-87  
Lemieux, Richard 1971-72 to 1973-74  
Lenardon, Tim 1989-90  
Letowski, Trevor 2001-02 to 2002-03  
Lever, Don 1972-73 to 1979-80  
Levie, Craig 1986-87  
Lidster, Doug 1983-84 to 1992-93  
**Linden, Trevor** 1988-89 to 1997-98  
2001-02 to  
Lindgren, Mats 2002-03  
Lindgren, Lars 1978-79 to 1983-84  
Lockett, Ken 1974-75 to 1975-76

Logan, Dave 1979-80 to 1980-81  
Loney, Brian 1995-96  
Lowry, Dave 1985-86 to 1987-88  
Lumme, Jyrki 1989-90 to 1997-98  
Lunde, Len 1970-71  
**Luongo, Roberto** 2006-07 to  
Lupul, Gary 1979-80 to 1985-86

## M

MacAdam, Al 1984-85  
MacDonald, Blair 1980-81 to 1982-83  
MacDonald, Brett 1987-88  
Mair, Jim 1972-73 to 1974-75  
Maki, Wayne 1970-71 to 1972-73  
Malik, Marek 2002-03 to 2004-05  
Malkoc, Dean 1995-96  
Manery, Kris 1979-80  
Maniago, Cesare 1976-77 to 1977-78  
Manno, Bob 1976-77 to 1980-81  
Marois, Mario 1980-81  
Martin, Grant 1983-84 to 1984-85  
Martin, Pit 1977-78 to 1978-79  
Mason, Bob 1990-91  
Maxwell, Brad 1986-87  
May, Brad 1997-98 to 1999-00  
2002-03 to 2004-05  
Mazur, Jay 1988-89 to 1991-92  
McAllister, Chris 1997-98 to 1998-99  
McBain, Andrew 1989-90 to 1991-92  
McCabe, Bryan 1997-98 to 1998-99  
McCarthy, Kevin 1978-79 to 1983-84  
McCarthy, Steve 2005-06  
McCord, Dennis 1973-74  
McDonnell, Joe 1981-82  
McIlhargey, Jack 1976-77 to 1979-80  
McIntyre, John 1993-94 to 1994-95  
**McIver, Nathan** 2006-07 to  
McKichan, Steve 1990-91  
McLean, Kirk 1987-88 to 1997-98  
McLelland, Dave 1972-73  
McNab, Peter 1983-84 to 1984-85  
McSheffrey, Bryan 1972-73 to 1973-74  
McVicar, Rob 2005-06  
Meehan, Gerry 1974-75  
Melnyk, Larry 1987-88 to 1989-90  
Messier, Mark 1997-98 to 1999-00  
Michaud, Alfie 1999-00 to 2001-02  
Minor, Gerry 1979-80 to 1983-84  
**Mitchell, Willie** 2006-07 to  
Mogilny, Alexander 1995-96 to 1999-00  
Mojzits, Tomas 2005-06  
Molin, Lars 1981-82 to 1983-84  
Momesso, Sergio 1990-91 to 1994-95  
Monahan, Garry 1974-75 to 1977-78  
**Moran, Brad** 2006-07 to  
Morin, Stephane 1992-93 to 1993-94  
**Morrison, Brendan** 1999-00 to  
Morrison, Dave 1984-85  
Moss, Tyler 2002-03 to 2003-04  
Muckalt, Bill 1998-99 to 1999-00  
Murphy, Rob 1987-88 to 1991-92  
Murray, Bob 1974-75 to 1976-77  
Murzyn, Dana 1990-91 to 1998-99

## N

Namestnikov, John 1993-94  
**Naslund, Markus** 1995-96 to  
Nedved, Petr 1990-91 to 1992-93  
Neely, Cam 1983-84 to 1985-86  
Nemchinov, Sergei 1996-97  
Nill, Jim 1981-82 to 1983-84  
Noonan, Brian 1996-97 to 1997-98  
Nordmark, Robert 1988-89 to 1990-91  
Noronen, Mika 2005-06

## O

Oddleifson, Chris 1973-74 to 1980-81  
Odjick, Gino 1990-91 to 1997-98  
O'Flaherty, Gerry 1972-73 to 1977-78  
**Ohlund, Mattias** 1997-98 to  
Oksiuta, Roman 1994-95 to 1995-96  
O'Neil, Paul 1973-74  
O'Sullivan, Chris 1999-00  
Ouellet, Maxime 2005-06

## P

Paiement, Rosaire 1970-71 to 1971-72  
Park, Richard 2005-06  
Peca, Mike 1993-94 to 1994-95  
Pederson, Barry 1986-87 to 1989-90  
Pederson, Denis 1999-00 to 2001-02  
Peterson, Brent 1985-86 to 1986-87  
Petit, Michel 1982-83 to 1987-88  
Plavsky, Adrien 1989-90 to 1994-95  
Popiel, Poul 1970-71 to 1971-72  
Potvin, Felix 1999-00 to 2000-01  
Pratt, Tracy 1973-74 to 1975-76  
Primeau, Kevin 1980-81  
Pronger, Sean 2003-04  
**Pyatt, Taylor** 2006-07 to

## Q

Quinn, Dan 1989-90 to 1990-91  
Quinn, Pat 1970-71 to 1971-72

## R

Ratushny, Dan 1992-93  
Reaume, Marc 1970-71  
Reid, Brandon 2002-03 to 2006-07  
Reinhart, Paul 1988-89 to 1989-90  
Richardson, Glen 1975-76  
Richter, Dave 1986-87 to 1987-88  
Ridley, Curt 1975-76 to 1977-78  
1979-80  
Ridley, Mike 1995-96 to 1996-97  
Rizzuto, Garth 1970-71  
Roberts, David 1996-97 to 1997-98  
Robertsson, Bert 1997-98 to 1998-99  
Robitaille, Mike 1974-75 to 1976-77  
Rochefort, Leon 1974-75 to 1975-76  
Rohlicek, Jeff 1987-88 to 1988-89  
Rohlin, Leif 1995-96 to 1996-97  
Ronning, Cliff 1990-91 to 1995-96  
Rota, Darcy 1979-80 to 1983-84  
Rucinsky, Martin 2003-04  
Ruutu, Christian 1994-95  
Ruutu, Jarkko 1999-00 to 2005-06  
Ryan, Prestin 2005-06 to 2006-07  
**Rypien, Rick** 2005-06 to

## S

Sabourin, Dany	2006-07
<b>Salo, Sami</b>	<b>2002-03 to</b>
Sanderson, Derek	1976-77
Sanderson, Geoff	1997-98, 2003-04
Sandlak, Jim	1985-86 to 1992-93
	1995-96
Santala, Tommi	2006-07
Saunders, David	1987-88
Scatchard, Dave	1997-98 to 1999-00
Schaefer, Peter	1998-99 to 2001-02
Schella, John	1970-71 to 1971-72
Schliebener, Andy	1981-82,
	1983-84 to 1984-85
Schmautz, Bobby	1970-71 to 1973-74
	1980-81
Schultz, Jesse	2006-07
Schwab, Corey	1999-00 to 2000-01
<b>Sedin, Daniel</b>	<b>2000-01 to</b>
<b>Sedin, Henrik</b>	<b>2000-01 to</b>
Sedlbauer, Ron	1974-75 to 1979-80
Seguin, Danny	1970-71, 1973-74
Semak, Alexander	1996-97
Semenov, Anatoli	1992-93
Sharifjanov, Vadim	1999-00
Sillinger, Mike	1995-96 to 1997-98
Skriko, Petri	1984-85 to 1990-91
Skudra, Peter	2001-02 to 2002-03
Slegers, Jiri	1992-93 to 1994-95,
	2003-04
Sly, Darryl	1970-71
Smith, Brad	1978-79 to 1979-80
Smith, Doug	1988-89 to 1989-90
Smith, Gary	1973-74 to 1975-76
Smith, Nathan	2003-04 to 2006-07
Smolinski, Bryan	2006-07
Smyl, Stan	1978-79 to 1990-91
Snepsts, Harold	1974-75 to 1983-84
	1988-89 to 1989-90

Snow, Garth	1997-98 to 1999-00
Sobchuk, Gene	1973-74
Sopel, Brent	1998-99 to 2004-05,
	2006-07
Speck, Fred	1971-72
Spruce, Andy	1976-77
Staiois, Steve	1996-97 to 1998-99
Stanley, Daryl	1987-88 to 1989-90
Stapleton, Mike	2000-01
Stern, Ronnie	1987-88 to 1990-91
Stevens, Mike	1984-85
Stewart, Ralph	1970-71,
	1976-77 to 1977-78

Stewart, Ron	1971-72
Stojanov, Alek	1994-95 to 1995-96
Stone, Steve	1973-74
Strudwick, Jason	1997-98 to 2001-02
Summanen, Raimo	1986-87 to 1987-88
Sundstrom, Patrik	1982-83 to 1986-87
Sutter, Rich	1986-87 to 1989-90

## T

Tallon, Dale	1970-71 to 1972-73
Tambellini, Steve	1985-86 to 1987-88
Tannahill, Don	1972-73 to 1973-74
Tanti, Tony	1982-83 to 1989-90
Taylor, Ted	1970-71 to 1971-72
Tezikov, Alexei	2001-02
Tikkanen, Esa	1995-96 to 1996-97
Tremblay, Yannick	2006-07
Tudor, Rob	1978-79 to 1979-80

## V

Vaic, Lubomir	1997-98 to 2000-01
Vaive, Rick	1979-80
Valk, Garry	1990-91 to 1992-93
Vasiljevs, Herbert	2001-02
Ververgaert, Dennis	1973-74 to 1978-79
Veysey, Sid	1977-78
Vilgrain, Claude	1987-88

## W

Walker, Scott	1994-95 to 1997-98
Walter, Ryan	1991-92 to 1992-93
Walton, Mike	1975-76 to 1977-78
Ward, Dixon	1992-93 to 1993-94
Ward, Ron	1971-72
Warriner, Todd	2001-02 to 2002-03
Washburn, Steve	1998-99
Weekes, Kevin	1998-99 to 1999-00
Weeks, Steve	1987-88 to 1990-91
Weinrich, Eric	2005-06
Whitmore, Kay	1992-93 to 1994-95
Wickenheiser, Doug	1987-88
Wilcox, Barry	1972-73 to 1974-75
Wiley, Jim	1975-76 to 1976-77
Wilkins, Barry	1970-71 to 1974-75
Williams, Tiger	1979-80 to 1983-84
Wilson, Dunc	1970-71 to 1972-73
	1978-79
Wiste, Jim	1970-71
Woodley, Dan	1987-88
Wotton, Mark	1994-95 to 1997-98
Wright, John	1972-73 to 1973-74

## Y

York, Harry	1998-99 to 1999-00
Young, Howie	1970-71
Young, Wendell	1985-86 to 1986-87

## Z

Zetterstrom, Lars	1978-79
Zevel, Peter	1997-98 to 1998-99

## 1

Murray Bannerman, Bruce Bullock, Sean Burke, Ed Dyck, Ken Ellacott, George Gardner, Glen Hanlon, Johan Hedberg, Charlie Hodge, **Roberto Luongo**, Kirk McLean, Maxime Ouellet, Peter Skudra, Gary Smith, Dunc Wilson, Wendell Young.

## 2

Jim Agnew, Gary Doak, Jocelyn Guevremont, Kevan Guy, Doug Halward, Ken Hammond, Willie Huber, Ian Kidd, Frantisek Kucera, Craig Levie, Dave Logan, Bob Manno, John Namestnikov, **Mattias Ohlund**, Mike Robitaille, Lars Zetterstrom.

## 3

**Kevin Bieksa**, Doug Bodger, Larry Bolonchuk, Garth Butcher, Keith Carney, Bob Dailey, Anders Eldebrink, Bret Hedican, Justin Kurtz, Doug Lidster, Lars Lindgren, Joe McDonnell, Michel Petit, Pat Quinn, Brent Sopel.

## 4

Nolan Baumgartner, Jim Benning, **Luc Bourdon**, Ab Demarco, Gerald Diduck, Greg Hawgood, Randy Holt, John Hughes, Frantisek Kucera, Rick Lanz, Grant Ledyard, Bryan McCabe, Brent Sopel, Mike Walton, Barry Wilkins, Mark Wotton.

## 5

Bryan Allen, John Arbour, Garth Butcher, Colin Campbell, Larry Carriere, Larry Goodenough, Jim Hargreaves, Sheldon Kannegiesser, **Lukas Krajicek**, Grant Ledyard, Bob Manno, Dana Murzyn, Tracy Pratt, John Schella, Darryl Sly, Zenith Komarniski.

## 6

Adrian Aucoin, Dennis Kearns, Brett MacDonald, Robert Nordmark, Adrien Plavsic, Marc Reaume, Dave Richter, **Sami Salo**, Andy Schiebener, Alexei Tezikov, Howie Young.

## 7

Andre Boudrias, Tony Currie, Dave Fortier, Robb Gordon, Jamie Huscroft, Gary Lupul, Pit Martin, Gerry Minor, **Brendan Morrison**, Barry Pederson, Dan Quinn, David Roberts, Cliff Ronning, Sid Veysey.

## 8

Greg G. Adams, **Jozef Balej**, Rick Blight, Donald Brashear, Wayne Connelly, Taylor Hall, Danny Johnson, Moe Lemay, Marek Malik, Peter McNab, Gerry Meehan, **Willie Mitchell**, Jim Nill, Bobby Schmautz, Eric Weinrich.

## 9

Ivan Boldirev, Russ Courtnall, Ed Hatoum, Mike Keane, Gary Leeman, Don Lever,

Brad May, Andrew McBain, **Taylor Pyatt**, Bobby Schmautz, Mike Stapleton, Dale Tallon, Tony Tanti, Lubomir Vaic, Ryan Walter, Jim Wiste.

## 10

Rick Blight, Brian Bradley, Pavel Bure, Drew Callander, Geoff Courtnall, Ray Cullen, Tony Currie, Bill Derlago, Anders Eldebrink, Jere Gillis, Jean-Marc Lanthier, Moe Lemay, Trevor Letowski, Don Lever, Brad May, Dave Morrison, Brent Peterson, Bobby Schmautz, Fred Speck, Ronnie Stern, Esa Tikkanen, Dennis Vervegaert.

## 11

Wayne Maki, Mark Messier, Chris Oddleifson.

## 12

Mike Corrigan, Rob Flockhart, Dan Gloor, Leon Rochefort, Stan Smyl, Ron Stewart, Barry Wilcox, Jim Wiley.

RETIRED NOV. 3, 1991 (SMYL).

## 13

**Artem Chubarov**, Lars Lindgren, Sergei Nemchinov.

## 14

Jesse Belanger, Lonny Bohonos, Steve Bozek, **Alex Burrows**, Bob Cook, Geoff Courtnall, Larry Courville, Peter Folco, Jere Gillis, Darby Hendrickson, Josh Holden, Scott Lachance, Moe Lemay, Blair MacDonald, Dennis McCord, Chris Oddleifson, Brandon Reid, Geoff Sanderson, Bobby Schmautz, Danny Seguin, Steve Stone, Raimo Summanen, Tony Tanti, Doug Wickenhiser, Jim Wiste, John Wright.

## 15

Brent Ashton, Neil Belland, Drake Berehowsky, Paulin Bordeleau, J.J. Daigneault, Jim Dowd, Harold Druken, Tom Fergus, Dave Gagner, Hilliard Graves, Pat Kavanagh, John McIntyre, Rosaire Paiement, Adrien Plavsic, Sean Pronger, **Rick Ryphen**, Rich Sutter, Todd Warriner.

## 16

Per-Olov Brasar, Brad Gassoff, Dan Hodgson, Mark Kirton, Stu Kulak, **Trevor Linden**, Don Tannahill, Ted Taylor, Barry Wilcox, Jim Wiley.

## 17

Drake Berehowsky, Lonny Bohonos, Jere Butler, Drew Callander, Jimmy Carson, Jose Charbonneau, Tony Currie, Larry Gould, Jan Hlavac, Todd Hawkins, **Ryan Kesler**, Jason King, Vladimir Krutov, Paul Lawless, Bill Muckalt, Rob Murphy, Paul O'Neil, Mike Ridley, Jeff Rohlicek, Ron Sedlbauer, Danny Seguin, Vadim Sharifjanov, Patrik

Sundstrom, Dixon Ward, Ron Ward, Doug Wickenhiser, John Wright, Howie Young.

## 18

Shawn Antoski, Ken Berry, Marc Crawford, Troy Crowder, Fedor Fedorov, Rory Fitzpatrick, Rob Flockhart, Larry Gould, John Grisdale, Ron Homenuke, Steve Kariya, Jason King, Robert Kron, Mike Lampman, Igor Larionov, Jim Mair, Richard Paul, Poul Popiel, Bert Robertsson, Darcy Rota, Geoff Sanderson, Brad Smith, Rick Vaive.

## 19

Claire Alexander, Ron Delorme, Dale Dunbar, Roland Eriksson, Steve Hazlett, Greg Hubick, Tim Hunter, Robert Kron, Richard Lemieux, Kris Manery, Mario Marois, **Markus Naslund**, Petr Nedved, Glen Richardson, Derek Sanderson, Jim Sandlak, Ron Stewart, Dale Tallon, Rob Tudor, Jim Wiley.

## 20

Drew Callander, Jose Charbonneau, **Jeff Cowan**, Bill Derlago, George Gardner, Jim Hargreaves, John Hughes, **Ryan Kesler**, Bobby Lalonde, Darren Langdon, Grant Martin, Andrew McBain, Gerry Minor, John Namestnikov, Denis Pederson, Christian Ruutu, Bobby Schmautz, Dave Scatchard, Jesse Schultz, Alexander Semak, Anatoli Semenov, Ronnie Stern, Steve Tambellini.

## 21

John Arbour, Magnus Arvedson, Peter Bakovic, Dave Balon, Tyler Bouck, Craig Cox, Jere Gillis, John Gould, Doug Halward, Ivan Hlinka, Josh Holden, Dennis Kearns, Zenith Komarniski, Jyrki Lumme, Rob Murphy, Cam Neely, Doug Smith, Bryan Smolinski, Eugene Sobchuk.

## 22

Greg C. Adams, Gregg Boddy, Jeff Brown, Craig Cox, Robert Dirk, Jocelyn Guevremont, Dan Hodgson, Dave Lowry, Bob Manno, **Markus Naslund**, Garth Rizzuto, **Daniel Sedin**, Andy Spruce, Tiger Williams, Peter Zezel.

## 23

Murray Baron, Marc Bergevin, Sean Brown, **Alexander Edler**, Neil Eisenhut, Martin Gelinas, Thomas Gradin, Martin Grenier, Murray Hall, Dan Hodgson, Bryan McCabe, Gerry O'Flaherty, Paul Reinhart, Garry Valk, Dan Woodley.

## 24

Bruce Bullock, Jack Capuano, **Matt Cooke**, Tony Currie, Dave Dunn, Ed Dyck, Curt Fraser, Don Gibson, Randy Gregg, Tom Kurvers, Doug Lidster, Len Lunde, Bryan McSheffrey, Larry Melynk, Garry Monahan, Michel Petit, Jiri Slegr, Ralph Stewart, Scott Walker.



25

**Kevin Bieksa**, David Bruce, Andrew Cassels, Josh Green, Dan Kesa, Orland Kurtenbach, Nathan La Fayette, Doug Lidster, Mats Lindgren, Al MacAdam, Jim Mair, Kevin McCarthy, Stephane Morin, Jim Sandlak, Steve Staios, Ralph Stewart, Alek Stojanov, Rob Tudor.

26

Bruce Affleck, Jim Agnew, Ken Block, Brandon Convery, George Gardner, Tim Hunter, Bob Hurlburt, Trent Klatt, Don Kozak, Steve McCarthy, Bryan McSheffrey, Gerry Meehan, Lars Molin, Stephane Morin, Bob Murray, Martin Rucinsky, Tommi Santala, Mike Sillinger, Petri Skirio, Ralph Stewart, Steve Stone, Tiger Williams.

27

Shawn Antoski, Todd Bertuzzi, Randy Boyd, Mike Brown, Brandon Convery, Craig Cox, Glen Cochrane, Lee Goren, Mikko Jokela, Jerry Korab, John LeBlanc, Brad Maxwell, Sergio Momesso, Leif Rohlin, Harold Snepts, Harry York.

28

Mel Bridgman, Wade Brookbank, Rod Buskas, Jerry Butler, Dave Capuano, Mike Christie, Craig Cox, Marc Crawford, Rob Flockhart, Brian Glynn, Larry Goodenough, Bryan Helmer, Joey Kocur, Jean-Marc Lanthier, John LeBlanc, Brian Noonan, Roman Oksiuta, Dan Ratushny, Yannick Tremblay, Rick Vaive, Steve Washburn.

29

Randy Boyd, Jiri Bubla, Glen Cochrane, Patrick Coulombe, Kris Manery, Jack McIlhargey, Gino Odjick, Felix Potvin, Kevin Primeau, Peter Schaefer, Nathan Smith, Daryl Stanley, Herbert Vasiljevs.

30

Martin Brochu, Gary Bromley, Bruce Bullock, Frank Caprice, Jacques Caron, Ed Dyck, Mike Fountain, George Gardner, Ken Lockett, Cesare Maniago, Dave McLelland, Tyler Moss, Garth Snow, Dunc Wilson.

31

Shawn Antoski, Bruce Bullock, Troy Gamble, John Garrett, Rick Heinz, Corey Hirsch, Manny Legace, Steve McKichan, Bob Mason, Mika Noronen, Lubomir Vaic, Steve Weeks, Dunc Wilson.

32

Jim Agnew, Peter Bakovic, Robin Bartel, Neil Belland, Tyler Bouck, Marc Chouinard, Craig Cox, Murray Craven, Bruce Holloway, Arturs Irbe, Chris Joseph, Ian Kidd, Dean Malkoc, Brad May, Corey Schwab.

33

Marc Crawford, Tim Lenardon, Jay Mazur, Alfie Michaud, Mike Peca, Jim Sandlak, David Saunders, **Henrik Sedin**, Mike Stevens, Steve Weeks.

34

Neil Belland, Jassen Cullimore, Ian Kidd, Brett MacDonald, Rob McVicar, Jeff Rohlicek, Jason Strudwick, Claude Vilgrain.

35

Alex Auld, Richard Brodeur, Bruce Bullock, Ed Dyck, Bob Essensa, Troy Gamble, Curt Ridley, Dany Sabourin, Kevin Weekes, Steve Weeks, Kay Whitmore.

36

Ryan Bonni, Josh Green, Jannik Hansen, Dane Jackson, Chris McAllister.

37

Jim Agnew, Brandon Reid, Jarkko Ruutu.

38

Jan Bulis, Todd Hawkins, Brad Leeb.

39

Enrico Ciccone, Dan Cloutier, **Brad Moran**, Chris O'Sullivan.

41

Robin Bawa, Prestin Ryan.

42

Josef Beranek.

43

Don Gibson.

44

Dave Babych, Todd Bertuzzi, Rob Murphy.

45

**Nathan McIver**, Tomas Mojzis.

47

Pat Kavanagh.

48

Cam Brown, Bert Robertsson.

50

Mike Brown.

52

Sven Butenschon.

55

Ed Jovanovski.

58

Robert Kron.

66

Gino Odjick.

71

Jiri Slegr.

72

Peter Schaefer.

77

Anson Carter.

81

Fedor Fedorov.

89

Alexander Mogilny.

96

Pavel Bure.



## 2007

Rd	No	Player	Pos	Team
1	25	Patrick White	C	Tri-City
2	33	Taylor Ellington	D	Everett
5	145	Charles-Antoine Messier	C	Baie-Comeau
5	146	Ilija Kublov	C	CSKA Moscow
6	176	Taylor Matson	F	Des Moines
7	206	Dan Gendur	RW	Everett

## 2006

Rd	No	Player	Pos	Team
1	14	Michael Grabner	RW	Spokane
3	82	Daniel Rahimi	D	Bjorkloven
6	163	Sergei Shirokov	RW	CSKA Moscow
6	167	Juraj Simek	W	Kloten Jr.
7	197	Evan Fuller	C	Prince George

## 2005

Rd	No	Player	Pos	Team
1	10	Luc Bourdon	D	Val d'Or
2	51	Mason Raymond	LW	Camrose
4	114	Alexandre Vincent	G	Chicoutimi
5	138	Matt Butcher	C	Chilliwack
6	185	Kris Fredheim	D	Notre Dame
7	205	Mario Bliznak	C	Dubnica Jr.

## 2004

Rd	No	Player	Pos	Team
1	26	Cory Schneider	G	Phillips-Andover Academy
3	91	Alexander Edler	D	Jamtland
4	125	Andrew Sarauer	LW	Langley
5	159	Mike Brown	RW	Michigan
6	189	Julien Ellis	G	Shawinigan
8	254	David Schulz	D	Swift Current
9	287	Jannik Hansen	RW	Rodovre

## 2003

Rd	No	Player	Pos	Team
1	23	Ryan Kesler	C	Ohio St.
2	60	Marc-Andre Bernier	RW	Halifax
4	111	Brandon Nolan	C	Oshawa
4	128	Ty Morris	LW	St. Albert
5	160	Nicklas Danielsson	RW	Brynäs
6	190	Chad Brownlee	D	Vernon
7	222	F.P. Guenette	C	Halifax
8	252	Sergei Topol	LW	Omsk
8	254	Nathan McIver	D	St. Michael's
9	285	Matthew Hansen	D	Seattle

## 2002

Rd	No	Player	Pos	Team
2	49	Kiril Koltsov	D	Omsk
2	55	Denis Grot	D	Elektrostal
3	68	Brett Skinner	D	Des Moines
3	83	Lukas Mensator	G	Karlovy Vary
4	114	John Laliberte	RW	New Hampshire
5	151	Rob McVicar	G	Brandon
7	214	Marc-Andre Roy	RW	Baie-Comeau
7	223	Ilija Krikunov	W	Elektrostal
8	247	Matt Violin	G	Lake Superior St.
9	277	Thomas Nussli	RW	Zug
9	278	Matt Gens	D	St. Cloud St.

## 2001

Rd	No	Player	Pos	Team
1	16	R.J. Umberger	C	Ohio St.
3	66	Fedor Fedorov	C	Sudbury
4	114	Evgeny Gladysikh	RW	SK Magnitogorsk
5	151	Kevin Bieksa	D	Bowling Green
7	212	Jason King	RW	Halifax
8	245	Konstantin Mikhailov	C	HK Nizhnekamsk

## 2000

Rd	No	Player	Pos	Team
1	23	Nathan Smith	C	Swift Current
3	71	Thatcher Bell	C	Rimouski
3	93	Tim Branham	D	Barrie
5	144	Nathan King	C	Neftchimik
7	208	Brandon Reid	C	Halifax
8	241	Nathan Barrett	C	Lethbridge
9	272	Tim Smith	C	Spokane

## 1999

Rd	No	Player	Pos	Team
1	2	Daniel Sedin	LW	MoDo
1	3	Henrik Sedin	C	MoDo
3	69	Rene Vyderney	D	Bratislava
5	129	Ryan Thorpe	LW	Spokane
6	172	Josh Reed	D	Vernon
7	189	Kevin Swanson	G	Kelowna
8	218	Markus Kankaanpera	D	Jyp HT Jyväskylä
9	271	Darrell Hay	D	Tri-City

## 1998

Rd	No	Player	Pos	Team
1	4	Bryan Allen	D	Oshawa
2	31	Artem Chubarov	C	Dynamo
3	68	Jarkko Ruutu	W	IFK Helsinki
3	81	Justin Morrison	RW	Colorado
4	90	Regan Darby	D	Tri-City
5	136	David Ytfeldt	D	Leksand
5	140	Rick Bertran	D	Kitchener
6	149	Paul Cabana	W	Fort McMurray
7	177	Vince Malts	RW	Hull
8	204	Graig Mischler	C	Northeastern
8	219	Curtis Valentine	LW	Bowling Green
9	232	Jason Metcalfe	D	London

## 1997

Rd	No	Player	Pos	Team
1	10	Brad Ference	D	Spokane
2	34	Ryan Bonni	D	Saskatoon
2	36	Harold Druken	D	Detroit
3	64	Kyle Freadrich	LW	Prince George
4	90	Chris Stanley	C	Belleville
5	114	David Darguzas	C	Edmonton
5	117	Matt Cockell	G	Saskatoon
6	144	Matt Cooke	LW	Windsor
6	148	Larry Shapley	D	Welland
7	171	Rod Leroux	D	Seattle
8	201	Denis Martyniuk	LW	Moscow
9	227	Peter Brady	G	Powell River

# ALL-TIME DRAFT SELECTIONS

## 1996

Rd	No	Player	Pos	Team
1	12	Josh Holden	C	Regina
3	75	Zenith Komarniski	D	Tri-City
4	93	Jonas Soling	LW	Huddinge
5	121	Tyler Prosofsky	C	Kelowna
6	147	Nolan McDonald	G	U. Vermont
7	175	Clint Cabana	D	Medicine Hat
8	201	Jeff Scissons	C	Vernon
9	227	Lubomir Vaic	C	HC Kosice

## 1995

Rd	No	Player	Pos	Team
2	40	Chris McAllister	D	Saskatoon
3	61	Larry Courville	LW	Oshawa
3	66	Peter Schaefer	LW	Brandon
4	92	Lloyd Shaw	D	Seattle
5	120	Todd Norman	LW	Guelph
6	144	Brent Sopel	D	Swift Current
7	170	Stewart Bodtker	C	Colorado
8	196	Tyler Willis	RW	Swift Current
9	222	Jason Cugnet	G	Kelowna

## 1994

Rd	No	Player	Pos	Team
1	13	Mattias Ohlund	D	Pitea
2	39	Robb Gordon	C	Powell River
2	42	Dave Scatchard	C	Portland
3	65	Chad Allan	D	Saskatoon
4	92	Mike Dubinsky	RW	Brandon
5	117	Yanick Dube	RW	Laval
7	169	Yuri Kuznetsov	C	Omsk
8	195	Rob Trumbley	RW	Moose Jaw
9	221	Bill Muckalt	RW	Kelowna Jr. A
10	247	Tyson Nash	LW	Kamloops
11	273	Robert Longpre	C	Medicine Hat

## 1993

Rd	No	Player	Pos	Team
1	20	Mike Wilson	D	Sudbury
2	46	Rick Girard	C	Swift Current
4	98	Dieter Kochan	G	Vernon Lakers
5	124	Scott Walker	D	Owen Sound
6	150	Troy Creurer	D	Notre Dame
7	176	Jevgeni Babariko	C	Nizhni Novg.
8	202	Sean Tallaire	RW	Lake Superior St.
10	254	Bert Robertsson	D	Sodertalje
11	280	Sergei Tkachenko	G	Ham. (AHL)

## 1992

Rd	No	Player	Pos	Team
1	21	Libor Polasek	C	TJ Vitkovice
2	40	Mike Peca	C	Ottawa
2	45	Michael Fountain	G	Oshawa
3	69	Jeff Connolly	C	St. Sebastians HS
4	93	Brent Tully	D	Peterborough
5	110	Brian Loney	RW	Ohio St. U.
5	117	Adrian Aucoin	D	Boston U.
6	141	Jason Clark	C/LW	St. Thomas Jr. B
7	165	Scott Hollis	RW	Oshawa Generals
9	213	Sonny Mignacca	G	Medicine Hat
10	237	Mark Wotton	D	Saskatoon
11	261	Aaron Boh	D	Spokane

## 1991

Rd	No	Player	Pos	Team
1	7	Alek Stojanov	RW	Hamilton Dukes
2	29	Jassen Cullimore	D	Peterborough
3	51	Sean Pronger	C	Bowling Green
5	95	Dan Kesa	RW	Prince Albert
6	117	J. Namestnikov	D	Novgorod
7	139	Brent Thurston	LW	Spokane
8	161	Eric Johnson	RW	Armstrong HS
9	183	David Neilson	LW	Prince Albert
10	205	Brad Barton	D	Kitchener
11	227	Jason Fitzsimmons	G	Moose Jaw
12	249	Xavier Majic	C	R.P.I.

## 1990

Rd	No	Player	Pos	Team
1	2	Petr Nedved	C	Seattle
1	18	Shawn Antoski	LW	North Bay
2	23	Jiri Slegr	D	Litvinov
4	65	Darin Bader	LW	Saskatoon
5	86	Gino Odjick	LW	Laval
7	128	Daryl Filipek	D	Ferris State
8	149	Paul O'Hagan	D	Oshawa
9	170	Mark Cipriano	RW	Victoria
10	191	Troy Neumeier	D	Prince Albert
11	212	Tyler Ertel	C	North Bay
12	233	Karri Kivi	D	Ilves

## 1989

Rd	No	Player	Pos	Team
1	8	Jason Herter	D	North Dakota
2	29	Rob Woodward	LW	Deerfield HS
4	71	Brett Hauer	D	Richfield HS
6	113	Pavel Bure	LW	CSKA
7	134	Jim Revenberg	RW	Windsor
8	155	Rob Sangster	LW	Kitchener
9	176	Sandy Moger	RW	Lake Superior St.
10	197	Gus Morschauser	G	Kitchener
11	218	Hayden O'Rear	D	Alaska
12	239	Darcy Cahill	C	Cornwall
12	248	Jan Bergman	D	Sodertalje

## 1988

Rd	No	Player	Pos	Team
1	2	Trevor Linden	RW	Medicine Hat
2	33	Leif Rohlin	D	VIK
3	44	Dane Jackson	RW	Vernon Jr. A
6	107	Corrie D'Alessio	G	Cornell U.
6	122	Phil von Stefenelli	D	Boston U.
7	128	Dixon Ward	RW	Red Deer Jr. A
8	149	Greg Geldart	C	St. Albert Jr. A
9	170	Roger Akerstrom	D	Lulea
10	191	Paul Constantin	C	Burlington Jr. B
11	212	Chris Wolanin	D	Illinois-Chicago
12	233	Stefan Nilsson	RW	Troja

## 1987

Rd	No	Player	Pos	Team
2	24	Rob Murphy	C	Laval Titans
3	45	Steve Veilleux	D	Trois-Rivieres
4	66	Doug Torrel	C	Hibbing HS
5	87	Sean Fabian	D	Hill Murray HS
6	108	Garry Valk	RW	Sherwood Pk. HS
7	129	Todd Fanning	G	Ohio St.
8	150	Viktor Tyumenev	C	Sparta
9	171	Craig Daly	D	New Hampton
10	192	John Fletcher	G	Clarkson College
11	213	Roger Hansson	F	Rogle
12	233	Neil Eisenhut	C	Langley Jr. A
12	234	Matt Evo	LW	Country Day HSW

## 1986

Rd	No	Player	Pos	Team
1	7	Dan Woodley	C	Portland
3	49	Don Gibson	D	Winkler
4	70	Ronnie Stern	RW	Longueuil
5	91	Eric Murano	C	Calgary Canucks
6	112	Steve Henniman	D	Cornwall
7	133	Jon Helgeson	C	Rosseau HS
8	154	Jeff Noble	C	Kitchener
9	175	Matt Merton	G	Stratford Jr. B
10	196	Marc Lyons	D	Kingston
11	217	Todd Hawkins	RW	Belleville
12	238	Vladimir Krutov	LW	CSKA

## 1985

Rd	No	Player	Pos	Team
1	4	Jim Sandlak	RW	London
2	25	Troy Gamble	G	Medicine Hat
3	46	Shane Doyle	D	Belleville
4	67	Randy Skiska	C/LW	Medicine Hat
5	88	Robert Kron	C	Zetor Brno
6	109	Martin Hrstka	LW	Ingstad Brno
7	130	Brian McFarlane	RW	Seattle
9	172	Curtis Hunt	D	Prince Albert
10	193	Carl Valimont	D	U. of Lowell
11	214	Igor Larionov	C	CSKA
12	235	Darren Taylor	C	Calgary Canucks

## 1984

Rd	No	Player	Pos	Team
1	10	J.J. Daigneault	D	Longueuil
2	31	Jeff Rohlicek	C	Portland
3	52	David Saunders	LW	St. Lawrence U.
3	55	Landis Chaulk	LW	Calgary Wrg.
3	58	Mike Stevens	LW	Kitchener
4	73	Brian Bertuzzi	C	Kamloops Oilers
5	94	Brett MacDonald	D	North Bay
6	115	Jeff Korchinski	D	Clarkson College
7	136	Blaine Chrest	C	Portland
8	157	Jim Agnew	D	Brandon
9	178	Rex Grant	G	Kamloops Oilers
10	198	Ed Lowney	RW	Boston U.
11	219	Doug Clarke	D	Colorado College
12	239	Ed Kister	D	London

## 1983

Rd	No	Player	Pos	Team
1	9	Cam Neely	RW	Portland
2	30	David Bruce	RW	Kitchener
3	50	Scott Tottle	RW	Peterborough
4	70	Tim Lorenz	LW	Portland
5	90	Doug Quinn	D	Nanaimo Is.
6	110	Dave Lowry	LW	London
7	130	Terry Maki	LW	Brantford
8	150	John Labatt	C	Minnetonka HS
9	170	Allan Measures	D	Calgary Wrg.
10	190	Roger Grillo	D	U. of Maine
11	210	Steve Kayser	D	U. of Vermont
12	230	Jay Mazur	RW	Breck HS

## 1982

Rd	No	Player	Pos	Team
1	11	Michel Petit	D	Sherbrooke
3	53	Yves Lapointe	LW	Shawinigan
4	71	Shawn Kilroy	G	Peterborough
6	116	Shawn Hall	LW	Regina Pats
7	137	Parie Proft	D	Calgary Wrg.
8	158	Newell Brown	C	Michigan State
9	179	Don McLaren	RW	Ottawa 67's
10	200	Al Raymond	LW	Niagara Falls
11	221	Steve Driscoll	LW	Cornwall
12	242	Shawn Green	RW	Victoria

## 1981

Rd	No	Player	Pos	Team
1	10	Garth Butcher	D	Regina
3	52	Jean-Marc Lanthier	RW	Sorel Blackhawk
4	73	Wendell Young	G	Kitchener
5	105	Moe Lemay	LW	Ottawa
6	115	Stu Kulak	RW	Victoria
7	136	Bruce Holloway	D	Regina
8	157	Petri Skriko	LW	Saipa
9	178	Frank Caprice	G	London
10	199	Rejean Vignola	C	Shawinigan

## 1980

Rd	No	Player	Pos	Team
1	7	Rick Lanz	D	Oshawa
3	49	Andy Schliebener	D	Peterborough
4	70	Marc Crawford	LW	Cornwall Royals
5	91	Darrell May	G	Portland
6	112	Ken Berry	LW	Canadian Oly.
7	133	Doug Lidster	D	Colorado College
8	154	John O'Connor	D	U. of Vermont
9	175	Patrik Sundstrom	C	Bjorkloven
10	196	Grant Martin	C	Kitchener

## 1979

Rd	No	Player	Pos	Team
1	5	Rick Vaive	RW	Sherbrooke
2	26	Brent Ashton	LW	Saskatoon
3	47	Ken Ellacott	LW	Peterborough
4	68	Arthur Rutland	C	Sault St. Marie
5	89	Dirk Graham	RW	Regina Pats
6	110	Shane Swan	D	Sudbury Wolves

# ALL-TIME DRAFT SELECTIONS

## 1978

Rd	No	Player	Pos	Team
1	4	Bill Derlago	C	Brandon
2	22	Curt Fraser	LW	Victoria
3	40	Stan Smyl	RW	New Westminster
4	56	Harald Luckner	C	Farjestads
4	57	Brad Smith	RW	Sudbury
6	90	Gerry Minor	C	Regina
7	107	Dave Ross	C	Portland
8	124	Steve O'Neill	LW	Providence
9	141	Charlie Antetomaso	D	Boston College
10	158	Richards Martens	G	New Westminster

## 1977

Rd	No	Player	Pos	Team
1	4	Jere Gillis	LW	Sherbrooke
2	22	Jeff Bandura	D	Portland
3	40	Glen Hanlon	G	Brandon
4	56	Dave Morrow	D	Calgary
4	58	Murray Bannerman	G	Victoria
5	76	Steve Hazlett	LW	St. Catharines
6	94	Brian Drumm	LW	Peterborough
7	112	Ray Creasey	C	New Westminster

## 1976

Rd	No	Player	Pos	Team
2	26	Bob Manno	D	St. Catharines
3	44	Rob Flockhart	LW	Kamloops Chiefs
4	62	Elmer Ray	LW	Calgary
5	80	Dick Durston	LW	Victoria
6	98	Rob Tudor	RW	Regina
7	114	Brad Rhiness	C	Kingston
8	122	Stu Ostlund	C	Michigan Tech

## 1975

Rd	No	Player	Pos	Team
1	10	Rick Blight	RW	Brandon
2	28	Brad Gassoff	LW	Kamloops Chiefs
3	46	Norm Lapointe	G	Trois-Rivieres
4	64	Glen Richardson	LW	Hamilton Fincups
5	82	Doug Murray	LW	Brandon
6	100	Bob Watson	RW	Flin Flon Bombers
7	118	Brian Shmyr	C	New Westminster
8	136	Allan Fleck	LW	New Westminster
9	152	Bob McNiece	D	New Westminster
11	182	Sid Veysey	C	Sherbrooke

## 1974

Rd	No	Player	Pos	Team
2	23	Ron Sedlbauer	LW	Kitchener
3	41	John Hughes	D	Toronto Marl.
4	59	Harold Snepsts	D	Edmonton
5	77	Mike Rogers	C	Calgary
6	95	Andy Spruce	LW	London
7	113	Jim Clarke	D	Toronto Marl.
8	130	Robbie Watt	LW	Flin Flon Bombers
9	147	Marc Gaudreault	D	Lake Superior St.

## 1973

Rd	No	Player	Pos	Team
1	3	D. Ververgeart	RW	London Knights
1	9	Bob Dailey	D	Toronto Marl.
2	19	Paulin Borgeleau	RW	Toronto Marl.
3	35	Paul Sheard	RW	Ottawa
4	51	Keith Mackie	D	Edmonton
5	67	Paul O'Neill	C	Boston U.
6	83	Jim Cowell	C	Ottawa
7	99	Clay Heberton	G	Portland
8	115	John Senkpiel	LW	Vancouver Nats
9	131	Peter Folco	D	Quebec
10	147	Terry McDougall	C	Swift Current

## 1972

Rd	No	Player	Pos	Team
1	3	Don Lever	LW	Niagara Falls
2	19	Bryan McSheffrey	RW	Ottawa
3	35	Paul Raymer	LW	Peterborough
4	51	Ron Homenuke	RW	Calgary
5	67	Larry Bolonchuk	D	Winnipeg Jets
6	83	Dave McLelland	G	Brandon
7	99	Dan Gloor	C	Peterborough
8	115	Dennis McCord	D	London
9	131	Steve Stone	RW	Niagara Falls

## 1971

Rd	No	Player	Pos	Team
1	3	J. Guevremont	D	Montreal Jr.
2	17	Bobby Lalonde	C	Montreal Jr.
3	39	Richard Lemieux	C	Montreal Jr.
5	59	Mike McNiven	D	Halifax Atlantics
6	73	Tom Steeves	RW	Prince Edward Isl.
7	87	Bill Green	D	Notre Dame Univ.
8	101	Norm Cherry	F	U. of Wisconsin
8	102	Bob Murphy	F	Cornwall Royals

## 1970

Rd	No	Player	Pos	Team
1	2	Dale Tallon	D	Toronto Marl.
2	16	Jim Hargreaves	D	Winnipeg Jets
3	30	Ed Dyck	G	Calgary
4	44	Brent Taylor	F	Estevan Bruins
5	58	Bill McFadden	F	Swift Current
6	72	Dave Gilmour	LW	London

## SUPPLEMENTAL DRAFT

Yr	No	Player	Pos	Team
1986	12	David Gourlie	D	U. of Denver
1987	3	Steve Johnson	RW	North Dakota
1988	2	Andy Gribble	RW	Bowling Green
	7	Steve McKichan	G	Miami of Ohio
1989	12	Jeff Napierala	RW	Lake Superior St.
1990	2	Paul Dukovac	D	Cornell U.
	7	N. Krumpeschmid	C	Ferris St.
1991	-	Scott Meehan	D	U. of Lowell

**JUNE 10, 1970**

John Arbour from Pittsburgh for cash.

**DECEMBER 3, 1970**

John Arbour to St. Louis for cash.

**MAY 25, 1971**

Greg Boddy from Montreal for cash and 3rd round draft pick (Jim Cahoon) in 1971.

**JUNE 8, 1971**

Gary Bredin and John Cunniff from Detroit for Irv Spencer and Bob Dillabough.

**SEPTEMBER 14, 1971**

Rey Comeau from Montreal for cash.

**NOVEMBER 16, 1971**

Ron Stewart, Wayne Connelly and Dave Balon from NY Rangers for Gary Doak and Jim Wiste.

**NOVEMBER 21, 1971**

Bob Cook to Detroit for cash.

**MARCH 5, 1972**

Ron Stewart to NY Rangers for cash.

**MARCH 6, 1972**

Jim Niekamp from Detroit for Ralph Stewart.

**MAY 14, 1973**

Gary Smith and Jerry Korab from Chicago for Dale Tallon.

**MAY 29, 1973**

Larry McIntyre and Murray Heatley from Toronto for Dunc Wilson.

**DECEMBER 10, 1973**

Mike Lampman from St. Louis for John Wright.

**DECEMBER 27, 1973**

John Gould and Tracy Pratt from Buffalo for Jerry Korab.

**FEBRUARY 7, 1974**

Chris Oddleifson, Fred O'Donnell and Mike Walton from Boston for Bobby Schumatz.

**SEPTEMBER 15, 1974**

Jacques Caron traded to Buffalo for future considerations.

**OCTOBER 4, 1974**

Leon Rochefort from Atlanta for cash.

**OCTOBER 14, 1974**

Gerry Meehan and Mike Robitaille from Buffalo for Jocelyn Guevremont and Bryan McSheffrey.

**OCTOBER 16, 1974**

Garry Monahan and John Grisdale from Toronto for Dave Dunn.

**NOVEMBER 4, 1974**

Ab Demarco from Pittsburgh for Barry Wilkins.

**MARCH 9, 1975**

Bob Murray from Atlanta for Gerry Meehan.

**JANUARY 14, 1976**

Ab Demarco to Los Angeles for a 2nd round draft (Brian Hill) in 1977.

**JANUARY 20, 1976**

Curt Ridley from Atlanta for 1st round pick (Dave Shand) in 1976.

**AUGUST 23, 1976**

Cesare Maniago from Minnesota for Gary Smith.

**SEPTEMBER 4, 1976**

Tracy Pratt to Colorado for cash.

**OCTOBER 6, 1976**

Ralph Stewart and Dave Fortier from NY Islanders for cash.

**DECEMBER 2, 1976**

Hilliard Graves and Larry Carriere from Atlanta for John Gould and a 2nd round draft pick (Brian Hill) in 1977.

**JANUARY 20, 1977**

Larry Goodenough and Jack McIlhargey from Philadelphia for Bob Dailey.

**FEBRUARY 18, 1977**

Derek Sanderson from St. Louis for cash.

**NOVEMBER 4, 1977**

Pit Martin from Chicago for future considerations (Murray Bannerman).

**NOVEMBER 21, 1977**

Sheldon Kannegiesser from Los Angeles for Larry Carriere.

**JANUARY 29, 1978**

Claire Alexander from Toronto for cash.

**JUNE 12, 1978**

Mike Walton to St. Louis for a 4th round draft pick (Harald Luckner) in 1978.

**JUNE 14, 1978**

Rights to Thomas Gradin from Chicago for 2nd round draft pick (Steve Ludzik) in 1980.

**SEPTEMBER 13, 1978**

Garry Monahan to Toronto for cash.

**OCTOBER 1, 1978**

Ralph Stewart to NY Islanders for cash.

**NOVEMBER 17, 1978**

Dunc Wilson from Pittsburgh for cash.

**DECEMBER 31, 1978**

Kevin McCarthy and Drew Callander from Philadelphia for Dennis Ververgaert. Don Kozak from Los Angeles for Randy Holt.

**JULY 19, 1979**

Chuck Anson from Minnesota for future considerations/cash.

**NOVEMBER 6, 1979**

Bruce Affleck and Gord Buynak from St. Louis for cash.

**DECEMBER 10, 1979**

Per-Olov Brasar from Minnesota for a 2nd round draft pick (Mike Sands) in 1981.

**DECEMBER 21, 1979**

Harold Phillipoff and Dave Logan from Chicago for Ron Sedlbauer.

**JANUARY 2, 1980**

Jack McIlhargey to Philadelphia for cash and future considerations.

**JANUARY 4, 1980**

Kris Manery from Minnesota for a 2nd round draft pick (then traded to Montreal-Kent Carlson) in 1982.

**FEBRUARY 8, 1980**

Darcy Rota and Ivan Boldirev from Atlanta for Don Lever and Brad Smith.

**FEBRUARY 10, 1980**

Curt Ridley to Toronto for cash.

**FEBRUARY 18, 1980**

Dave Williams and Jerry Butler from Toronto for Rick Vaive and Bill Delago.

**FEBRUARY 28, 1980**

Bruce Affleck and Gord Buynak to St. Louis for cash.

**OCTOBER 6, 1980**

Richard Brodeur from NY Islanders for switch of 1981 5th round draft picks (Vancouver chose Moe Lemay; NY selected Jacques Sylvestre).

**NOVEMBER 11, 1980**

Mario Marois and Jim Mayer from NY Rangers for Jere Gillis and Jeff Bandura.

## DECEMBER 8, 1980

Mike Christie from Colorado for cash.

## MARCH 8, 1981

Doug Halward from Los Angeles for Gary Bromley and a 1982 5th round draft pick (Ulf Isaksson).

## MARCH 10, 1981

Garry Lariviere from Quebec for Mario Marois. Garry Lariviere and Ken Berry to Edmonton for Blair MacDonald and rights to Lars-Gunnar Petersson.

## JULY 15, 1981

Brent Ashton and 1982 4th round draft pick (Tom Martin) to Winnipeg as compensation for signing Ivan Hlinka and Jiri Bublã.

## MARCH 9, 1982

Tony Currie, Jim Nill, Rick Heinz and a 4th round draft pick in 1982 (Shawn Kilroy) from St. Louis for Glen Hanlon.

## JUNE 3, 1982

Rick Heinz to St. Louis for cash.

## JANUARY 6, 1983

Tony Tanti from Chicago for Curt Fraser.

## JANUARY 17, 1983

Mark Kirton from Detroit for Ivan Boldirev.

## FEBRUARY 4, 1983

John Garrett from Quebec for Anders Eldebrink.

## OCTOBER 20, 1983

Lars Lindgren to Minnesota for a 4th round draft pick (Landis Chaulk) in 1984.

## JANUARY 26, 1984

David McLay from Pittsburgh for Kevin McCarthy.

## FEBRUARY 3, 1984

Peter McNab from Boston for Jim Nill.

## JUNE 21, 1984

Al MacAdam from Minnesota for Harold Snepsts.

## AUGUST 8, 1984

Rob McClanahan from Detroit for Dave Williams.

## MARCH 12, 1985

Glen Cochrane from Philadelphia for 3rd round draft pick (Don Gibson) in 1986.

## JUNE 6, 1986

Barry Pederson from Boston for Cam Neely and a 1987 1st round draft pick (Glen Wesley).

## JUNE 6, 1986

Dave Richter and Rich Sutter from Philadelphia for J.J. Daigneault.

## OCTOBER 2, 1986

Brad Maxwell from Toronto for 5th round draft pick (Leonard Esau) in 1988.

## NOVEMBER 21, 1986

Doug Halward to Detroit for a 6th round draft pick (Phil von Stefenelli) in 1988.

## DECEMBER 11, 1986

Stu Kulak to Edmonton for cash.

## DECEMBER 12, 1986

Dan Hodgson and Jim Benning from Toronto for Rick Lanz.

## MARCH 10, 1987

Raimo Summanen from Edmonton for Moe Lemay.

## JUNE 1, 1987

Shane Doyle to New Jersey for a 12th round draft pick (Neil Eisenhut) in 1987.

## AUGUST 27, 1987

Darren Jensen and Daryl Stanley from Philadelphia for Wendell Young and a 3rd round draft choice (Kimb Daniëls) in the 1990 Draft.

## SEPTEMBER 15, 1987

Kirk McLean and Greg Adams from New Jersey for Patrik Sundstrom, a 4th round draft pick in 1988 (Matt Ruchty) and a switch of 2nd round drafts in 1988. (Vancouver selected Leif Rohlin; New Jersey picked Jeff Christian).

## OCTOBER 6, 1987

Mike Stevens to Boston for cash.

## NOVEMBER 4, 1987

Larry Melnyk and Willie Huber from NY Rangers for Michel Petit.

## MARCH 1, 1988

Paul Lawless and a 5th round draft pick (Peter White) from Philadelphia for Willie Huber.

## MARCH 6, 1988

Brian Bradley, Kevan Guy and Peter Bakovic from Calgary for Craig Coxé.

## MARCH 8, 1988

Steve Weeks from Hartford for Richard Brodeur.

## SEPTEMBER 6, 1988

Paul Reinhart and Steve Bozek from Calgary for a 3rd round draft pick (Veli-Pekka Kautonen) in the 1989 Draft.

## SEPTEMBER 7, 1988

Robert Nordmark and a 2nd round draft pick (Craig Darby) from St. Louis for Dave Richter.

## SEPTEMBER 29, 1988

Ernie Vargas from St. Louis for Dave Lowry.

## JANUARY 9, 1989

Jamie Hugen from Winnipeg for Robin Bartel.

## JANUARY 25, 1989

Jose Charbonneau from Montreal for Dan Woodley.

## FEBRUARY 26, 1989

Peter DeBoer from Toronto for Paul Lawless.

## MARCH 7, 1989

Doug Smith and Greg C. Adams from Edmonton for John LeBlanc and a 5th round draft pick (Peter White) in 1989. Tim Lenardon from New Jersey for Claude Vilgrain.

## JUNE 17, 1989

Frank Caprice to Boston for 12th round draft pick (Jan Bergman) in 1989.

## OCTOBER 24, 1989

Rod Buskas from Pittsburgh for 6th round draft pick (Ian Moran) in 1990.

## JANUARY 8, 1990

Dan Quinn, Andrew McBain, and Dave Capuano from Pittsburgh for Tony Tanti, Barry Pederson and Rod Buskas.

## FEBRUARY 26, 1990

Doug Smith to Pittsburgh for cash.

## MARCH 6, 1990

Adrien Plavsic, a 1st round draft pick in 1990 (Shawn Antoski), and a 2nd round draft pick in 1991 (Craig Darby) from St. Louis for Rich Sutter, Harold Snepsts and a 2nd round draft pick (Craig Johnson) in 1990. Jyrki Lumme from Montreal for a 2nd round draft pick (Craig Darby) in 1991. Jack Capuano from NY Islanders for Jeff Rohlicek.

## SEPTEMBER 7, 1990

Dave Mackey from Minnesota for future considerations.

## JANUARY 12, 1991

Gerald Diduck from Montreal for a 4th round draft pick (Vladimir Vujtek) in 1991.

## JANUARY 13, 1991

Tom Kurvers from Toronto for Brian Bradley.

**JANUARY 16, 1991**

Petri Skriko to Boston for a 2nd round draft pick (Mike Peca) in 1992.

**JANUARY 22, 1991**

Brian Blad from Toronto for Todd Hawkins.

**MARCH 5, 1991**

Cliff Ronning, Sergio Momesso, Geoff Court-nall, Robert Dirk and a 5th round draft pick (Brian Loney) in 1992 from St. Louis for Garth Butcher and Dan Quinn. Dana Murzyn from Calgary for Ron Stern and Kevan Guy. Steve Weeks to Buffalo for cash.

**JUNE 22, 1991**

Dave Babych from Minnesota for Tom Kurvers.

**JULY 31, 1991**

Robin Bawa from Washington for cash.

**DECEMBER 18, 1991**

Tom Fergus from Toronto for cash.

**MARCH 9, 1992**

Ken Hammond from San Jose for an 8th round draft pick (C.J. Denomme) in 1992.

**OCTOBER 1, 1992**

Kay Whitmore from Hartford for Corrie D'Alessio and a 5th round draft pick in 1993.

**NOVEMBER 3, 1992**

Anatoli Semenov from Tampa Bay for Dave Capuano and a 4th round draft pick (later traded to N.J.) then to Calgary – Ryan Duthie) in 1994.

**DECEMBER 15, 1992**

Rick Lessard from San Jose for Robin Bawa.

**JANUARY 29, 1993**

Tim Taylor from Washington for Eric Murano.

**MARCH 22, 1993**

Murray Craven and a return of 1993 5th round draft pick (Scott Walker) from Hartford for Robert Kron, Jim Sandlak and a 3rd round draft pick (Marek Malik) in 1993. Dan Ratushny from Winnipeg for a 9th round draft pick (Harjis Vittolesh) in 1993.

**JUNE 23, 1993**

John Vanbiesbrouck from NY Rangers for Doug Lidster.

**JANUARY 8, 1994**

Jimmy Carson from Los Angeles for Dixon Ward and a conditional pick in the 1995 Entry Draft.

**MARCH 14, 1994**

Craig Janney and a 2nd round pick (Dave Scatchard) in the 1994 Entry Draft from St. Louis as compensation for the signing of free-agent Petr Nedved.

**MARCH 21, 1994**

Jeff Brown, Bret Hedican and Nathan La Fayette from St. Louis for Craig Janney. A fourth round draft pick (Mike Dubinsky) in 1994 from Chicago for Robert Dirk.

**JUNE 29, 1994**

Artur Oktyabrev from Winnipeg for a sixth round draft pick (Steve Vezina) in 1994.

**FEBRUARY 15, 1995**

Josef Beranek acquired from the Philadelphia Flyers in exchange for Shawn Antoski.

**MARCH 10, 1995**

Christian Ruutu acquired from Chicago in exchange for Murray Craven.

**MARCH 22, 1995**

Adrien Plavsic to Tampa Bay in exchange for a 5th round draft choice (David Darguzas) in the 1997 NHL Entry Draft.

**APRIL 7, 1995**

Russ Courtnall acquired from Dallas in exchange for Greg Adams, Dan Kesa and a 5th round draft pick (later traded to LA – Jason Morgan) in 1995.

**APRIL 7, 1995**

Corey Hirsch acquired from New York Rangers in exchange for Nathan LaFayette.

**APRIL 7, 1995**

Roman Oksiuta acquired from Edmonton in exchange for Jiri Slegr.

**APRIL 7, 1995**

Bogdan Savenko acquired from Chicago Blackhawks in exchange for Gerald Diduk.

**JULY 8, 1995**

Alexander Mogilny acquired from the Buffalo Sabres in exchange for Mike Peca, Mike Wilson and first round pick in the 1995 NHL Entry Draft (Jay McKee).

**JULY 8, 1995**

Mike Ridley acquired from the Toronto Maple Leafs in exchange for Sergio Momesso.

**AUGUST 24, 1995**

7th round pick (Larry Shapley) in the 1997 draft acquired from Edmonton for Brett Hauer.

**NOVEMBER 23, 1995**

Esa Tikkanen acquired from New Jersey Devils in exchange for a 2nd round draft choice (Wesley Mason) in 1996 Draft.

**DECEMBER 19, 1995**

Frantisek Kucera, Jim Dowd and a 2nd round pick (Ryan Bonni) in the 1997 NHL Entry Draft acquired from Hartford in exchange for Jeff Brown and a 3rd round draft choice (later traded to Calgary – Paul Manning) in 1998 NHL Entry Draft.

**MARCH 15, 1996**

Mike Sillinger acquired from Anaheim in exchange for Roman Oksiuta.

**MARCH 20, 1996**

Jesse Belanger acquired from Florida in exchange for future considerations (3rd round draft pick in 1996–Oleg Kvasha), Markus Naslund from Pittsburgh in exchange for Alek Stojanov, Joe Kocur acquired from NY Rangers in exchange for Kay Whitmore.

**NOVEMBER 13, 1996**

Donald Brashear acquired from Montreal in exchange for Jassen Cullimore.

**MARCH 8, 1997**

Sergei Nemchinov and Brian Noonan from New York Rangers for Esa Tikkanen and Russ Courtnall.

**MARCH 20, 1997**

Josef Beranek to Pittsburgh for future considerations. Frantisek Kucera to Philadelphia for future considerations.

**JANUARY 2, 1998**

Sean Burke, Geoff Sanderson and Enrico Ciccone from Carolina for Martin Gelinas and Kirk McLean.

**FEBRUARY 4, 1998**

Conditional 6th round draft choice (traded back to Philadelphia on March 24) in 1998 from Philadelphia for Mike Sillinger.

**FEBRUARY 4, 1998**

Brad May and a 3rd round draft choice in 1999 from Buffalo for Geoff Sanderson.

**FEBRUARY 5, 1998**

Peter Zedel from New Jersey for a 5th round draft choice (Anton But) in 1998.

**FEBRUARY 6, 1998**

Bryan McCabe, Todd Bertuzzi and a third round draft choice in 1998 (Jarkko Ruutu) from NY Islanders for Trevor Linden.



## MARCH 3, 1998

8th round pick in 1998 (Graig Mischler) from Boston for Grant Ledyard.

## MARCH 4, 1998

Garth Snow from Philadelphia for Sean Burke.

## MARCH 7, 1998

Brandon Convery from Toronto for Lonny Bohonos.

## MARCH 14, 1998

Jamie Huscroft from Tampa Bay for Enrico Ciccone.

## MARCH 23, 1998

Jason Strudvick from NY Islanders for Gino Odjick.

## MARCH 24, 1998

3rd round draft choice in 1998 (Justin Morrison) from Philadelphia for Dave Babych and a 6th round choice in 1998.

## OCTOBER 19, 1998

Trent Klatt from Philadelphia for a 6th round pick in 2000.

## JANUARY 17, 1999

Ed Jovanovski, Dave Gagner, and the rights to Kevin Weekes and Mike Brown along with a 1st round draft pick in either 1999 or 2000 from Florida in exchange for Pavel Bure, Bret Hedican and the rights to Brad Ference along with a third round draft pick (in the year that Florida exercises its option to convey the 1st round pick).

## MARCH 8, 1999

Future considerations from Phoenix for Jamie Huscroft.

## MARCH 23, 1999

Future considerations from Anaheim for Peter Zezel. (Nullified March 24, 1999).

## JUNE 1, 1999

Pat Kavanagh from Philadelphia for a 6th round pick in the 1999 NHL Entry Draft.

## JUNE 26, 1999

Canucks acquire the 4th overall selection in the 1999 NHL Entry Draft from Chicago in exchange for Bryan McCabe and Vancouver's 1st round choice in the 2000 or 2001 Entry draft.

## JUNE 26, 1999

Canucks acquire the 1st overall selection in the 1999 NHL Entry Draft from Tampa Bay in exchange for the 4th overall selection in the 1999 Entry Draft (previously acquired

from Chicago) and two 3rd round picks in the 1999 NHL Entry Draft (No. 75, which was compensatory, and No. 88, previously acquired from Buffalo).

## JUNE 26, 1999

Canucks acquire the 2nd overall pick in the 1999 NHL Entry Draft (Daniel Sedin) and a 3rd round conditional draft pick in 2000 from Atlanta in exchange for the number one overall selection in the 1999 NHL Entry Draft (previously acquired from Tampa).

## JUNE 26, 1999

Canucks acquire San Jose's 6th round pick in the 1999 NHL Entry Draft (Josh Reed) from the Sharks in exchange for Vancouver's 6th round selection in 2001.

## OCTOBER 28, 1999

Canucks acquire Corey Schwab from the Atlanta Thrashers in exchange for a conditional draft pick in the 2000 NHL Entry Draft.

## DECEMBER 19, 1999

Canucks acquire Felix Potvin and a 2nd and 3rd round pick in the 2000 NHL Entry Draft from the N.Y. Islanders, in exchange for Bill Muckalt, Dave Scatchard and Kevin Weekes.

## JANUARY 14, 2000

Canucks acquire Vadim Sharifjanov from the New Jersey Devils, in exchange for a 2nd round pick in the 2000 NHL Entry Draft. The deal also includes the two teams exchanging 3rd round selections in the 2000 NHL Entry Draft.

## MARCH 14, 2000

Canucks acquire Brendan Morrison and Denis Pederson from the New Jersey Devils, in exchange for Alexander Mogilny.

## JUNE 24, 2000

Canucks acquire a Conditional Draft Pick in 2001 from the Phoenix Coyotes in exchange for Brad May.

## JUNE 24, 2000

Canucks trade their 2nd round pick in the 2000 Entry Draft to the Atlanta Thrashers for their 2nd round pick in 2001. Also part of the deal sees the two teams swap 3rd round picks in the 2001 Entry Draft.

## DECEMBER 28, 2000

Canucks acquire Mike Stapleton from the N.Y. Islanders, in exchange for their ninth round pick in the 2001 NHL Entry Draft.

## FEBRUARY 7, 2001

Canucks acquire Dan Cloutier from the Tampa Bay Lightning, in exchange for Adrian Aucoin and a 2nd round pick in the 2001 Entry Draft.

## FEBRUARY 15, 2001

Future considerations (2002 3rd Round Draft Pick - Lukas Mensator) from Los Angeles Kings for Felix Potvin.

## MARCH 9, 2001

Canucks acquire Drake Berehowsky from the Nashville Predators, in exchange for a 2001 (Atlanta's) 2nd round pick.

## NOVEMBER 10, 2001

Canucks acquire Trevor Linden and a 2nd round pick in the 2002 or 2003 Entry Draft, in exchange for Vancouver's 1st round pick in the 2002 Entry Draft and 3rd round pick in the 2003 Entry Draft.

## DECEMBER 17, 2001

Canucks acquire Jan Hlavac and a 3rd round draft pick in the 2002 Entry Draft from the Philadelphia Flyers, in exchange for Donald Brashear and a 6th round draft pick in 2002.

## DECEMBER 28, 2001

Canucks acquire Tyler Bouck, Trevor Letowski, Todd Warriner and a 3rd round draft choice in 2003 from Phoenix, in exchange for Drake Berehowsky and Denis Pederson.

## JUNE 23, 2002

Canucks acquire Jeff Farkas from Toronto in exchange for Josh Holden.

## JUNE 26, 2002

Canucks acquire future considerations from Toronto in exchange for Ryan Bonni.

## SEPTEMBER 4, 2002

Canucks acquire Tomas Mojzis from Toronto in exchange for Brad Leeb.

## SEPTEMBER 21, 2002

Canucks acquire Sami Salo from Ottawa in exchange for Peter Schaefer.

## NOVEMBER 1, 2002

Canucks acquire Darren Langdon and Marik Malik from Carolina in exchange for Harold Druken and Jan Hlavac.

## JANUARY 20, 2003

Canucks acquire Chris Herperger and Chris Nielson from Atlanta in exchange for Jeff Farkas.

## JANUARY 24, 2003

Canucks acquire Mikko Jokela from New Jersey in exchange for Steve Kariya.

## FEBRUARY 5, 2003

Canucks acquire future considerations from Philadelphia in exchange for Todd Warriner.

**MARCH 11, 2003**

Canucks acquire Brad May from Phoenix in exchange for future considerations.

**JULY 25, 2003**

Canucks acquire Martin Grenier from Phoenix in exchange for Bryan Helmer.

**AUGUST 25, 2003**

Canucks acquire Johan Hedberg from Pittsburgh in exchange for a 2nd round draft pick in 2004.

**OCTOBER 30, 2003**

Canucks acquire Sean Pronger from Columbus in exchange for Zenith Komarniski.

**DECEMBER 17, 2003**

Canucks acquire Wade Brookbank from Nashville in exchange for future considerations.

**JANUARY 17, 2004**

Canucks trade Jiri Slegr to Boston for future considerations.

**FEBRUARY 16, 2004**

Canucks acquire Peter Sarno from Edmonton in exchange for Tyler Moss.

**MARCH 9, 2004**

Canucks acquire Martin Rucinsky from the NY Rangers in exchange for Martin Grenier and R.J. Umberger.

**MARCH 9, 2004**

Canucks acquire Marc Bergevin from Pittsburgh in exchange for a 7th round pick in the 2004 Entry Draft.

**MARCH 9, 2004**

Canucks acquire Geoff Sanderson from Columbus in exchange for a 3rd round pick in the 2004 Entry Draft.

**MARCH 9, 2004**

Canucks acquire Sergei Varlamov from St. Louis in exchange for Ryan Ready.

**MARCH 9, 2004**

Canucks acquire Sylvain Blouin from Montreal in exchange for Rene Vyderney.

**JUNE 26, 2004**

Canucks acquire Dallas' 3rd round selection in the 2004 Entry Draft in exchange for a 3rd round draft pick in 2005.

**AUGUST 3, 2005**

Canucks trade Brent Sopol to the New York Islanders in exchange for a conditional pick in the 2006 Entry Draft (3rd round).

**AUGUST 22, 2005**

Canucks acquire Steve McCarthy from Chicago in exchange for a 3rd round pick in the 2007 Entry Draft.

**SEPTEMBER 9, 2005**

Canucks acquire Craig Darby from Tampa Bay in exchange for future considerations.

**OCTOBER 7, 2005**

Canucks acquire Jozef Balej and a conditional pick in the 2006 Entry Draft from the New York Rangers in exchange for Fedor Fedorov.

**DECEMBER 2, 2005**

Canucks acquire Maxime Ouellet from Washington in exchange for a 5th round pick in the 2006 Entry Draft.

**MARCH 9, 2006**

Canucks acquire Mika Noronen from Buffalo in exchange for a 2nd round pick in the 2006 Entry Draft.

**MARCH 9, 2006**

Canucks acquire Sean Brown from New Jersey in exchange for a 4th round pick in the 2006 Entry Draft.

**MARCH 9, 2006**

Canucks acquire Eric Weinrich from St. Louis in exchange for Tomas Mojzis and a 3rd round pick in the 2006 Entry Draft.

**MARCH 9, 2006**

Canucks acquire Keith Carney and Juha Alen from Anaheim in exchange for Brett Skinner and a 2nd round pick in the 2006 Entry Draft.

**MARCH 9, 2006**

Canucks acquire a 4th round pick in the 2007 Entry Draft from Atlanta in exchange for Steve McCarthy.

**JUNE 23, 2006**

Canucks acquire Roberto Luongo, Lukas Krajicek and a 6th round pick in the 2006 Entry Draft from Florida in exchange for Bryan Allen, Alex Auld and Todd Bertuzzi.

**JULY 5, 2006**

Canucks acquire a 2nd round pick in the 2007 Entry Draft and a pick (TBD) in the 2009 Entry Draft from Los Angeles in exchange for Dan Cloutier.

**JULY 14, 2006**

Canucks acquire Taylor Pyatt from Buffalo in exchange for a 4th round pick in 2007.

**JANUARY 24, 2007**

Canucks acquire Colby Genoway from Anaheim in exchange for Joe Rullier.

**FEBRUARY 26, 2007**

Canucks acquire Brent Sopol from LA Kings in exchange for a 2nd round pick in 2007 or 2008 and a 4th round pick in 2008.

**FEBRUARY 26, 2007**

Canucks acquire Bryan Smolinski from the Chicago Blackhawks in exchange for a 2nd round pick in 2007.

**JUNE 23, 2007**

Canucks acquire Ryan Shannon and a conditional pick from the Anaheim Ducks in exchange for Jason King and a conditional pick.

**JUNE 23, 2007**

Canucks acquire Jimmy Sharrow from the Atlanta Thrashers in exchange for Jesse Schultz.

## JANUARY

### JANUARY 4

**1984:** Thomas Gradin earns his 408th career point, moving past Don Lever as the Canucks' all-time scoring leader. Vancouver and Los Angeles play to a 3-3 tie.

### JANUARY 5

**1993:** Pavel Bure receives 246,447 fan votes, becoming the first Canuck player to be voted to play in the NHL All-Star game.

**2006:** The Vancouver Canucks were awarded two penalty shots in a single period for the second time in franchise history. Alexandre Burrows was unsuccessful at 0:34 and Jarkko Ruutu scored at 17:58 of the third period at Chicago.

### JANUARY 8

**2003:** Canucks Head Coach Marc Crawford earns the right to coach the Western Conference All-Star Team at the 53rd NHL All-Star Game, becoming the first Canucks Head Coach to do so.

### JANUARY 9

**1987:** Pat Quinn, Head Coach of Los Angeles Kings, who has accepted the position of President and General Manager of the Vancouver Canucks, is suspended from the league by NHL President John Ziegler. Ziegler also levies fines on Vancouver and Los Angeles.

### JANUARY 10

**1998:** Messier reaches 1,000 assist plateau on a Mogilny goal vs. Florida becoming only the sixth player in NHL history to reach the milestone. Messier joins the list with Gretzky, Coffey, Howe, Dionne and Bourque.

### JANUARY 12

**1996:** Bret Hedican appears at the NHL All-Star Game after completing one revolution of the ice surface in a time of 13,477 seconds at the Vancouver Canucks Super Skills competition on December 16th. Hedican placed second behind Mike Gartner who finishes the lap in 13,375 seconds.

### JANUARY 13

**2000:** Mark Messier is named to the North American All-Star Team. It is the 14th time Messier has been named an All-Star.

**2004:** The Canucks win their eighth consecutive road game establishing a new club record. The previous record of five straight wins on the road had been accomplished five times.

### JANUARY 14

**1978:** Canucks iron man Don Lever plays in his 437th consecutive game, a club record, but suffers a broken cheekbone and misses the next five games.

### JANUARY 15

**2002:** Canucks officially change the name of their charitable arm from Canuck Foundation to the Canucks For Kids Fund.

### JANUARY 16

**2003:** Trevor Linden becomes only the second player in Canucks history to play 800 games in a Canucks uniform. Stan Smyl was the first.

### JANUARY 17

**1988:** Stan Smyl scores two goals in a 6-5 victory over Winnipeg. His second goal is the 250th of his career.

**1999:** Canucks acquire Ed Jovanovski, Dave Gagner, Mike Brown, Kevin Weekes and a first round draft pick in the 1999

or 2000 NHL Entry Draft from Florida in exchange for Pavel Bure, Bret Hedican, Brad Ference and a third round pick (in the year that Florida exercises the right to convey the first round pick to Vancouver).

**2003:** Canucks Head Coach Marc Crawford becomes the team's all-time leader with his 143rd win behind the Canucks bench. He surpasses the record held by Harry Neale. Crawford finishes the 2002-03 season with 161 wins.

### JANUARY 18

**1998:** NHL All-Star Game held in Vancouver for the first time since Jan. 25, 1977. The North American All-Stars defeated the World Team All Stars 8-7. Mark Messier plays for N. America and records a goal and an assist. Pavel Bure plays for the World Team and records an assist.

### JANUARY 19

**1971:** Rookie defenceman Dale Tallon is the first player to represent Vancouver in the NHL All-Star Game, played at Boston Garden.

**1972:** Andre Boudrias becomes first Canuck in history to reach 100 career points in a 6-1 win at Pittsburgh.

**1993:** Vancouver loses 5-2 to the defending Stanley Cup champion Pittsburgh Penguins, ending the club's 18-game home unbeaten streak.

### JANUARY 20

**1976:** Dennis Ververgaert represents Vancouver in the NHL All-Star Game, played in Philadelphia. He scores two goals ten seconds apart in the third period, to set an All-Star Game record.

**1995:** Canucks open their 25th season in the NHL with a 1-1 tie vs. Dallas Stars at the Pacific Coliseum. The season was postponed until a new Collective Bargaining Agreement was reached. The CBA agreement was reached on January 13, 1995.

### JANUARY 21

**1975:** Gary Smith becomes the first Canuck to be voted to the NHL All-Star Game, held in the Montreal Forum. Smith plays 30:43 for the Clarence Campbell Conference, backing up starter Bernie Parent. Defenceman Tracy Pratt also represents Vancouver in the Wales Conference 7-1 victory.

### JANUARY 24

**1976:** Chris Oddleifson becomes first Canuck to tally two shorthanded goals in one game, scoring twice in the second period vs. Toronto in a 5-5 tie.

**1999:** Head Coach Mike Keenan relieved of his duties. Marc Crawford hired as 15th Canucks Head Coach in history.

**1999:** Mattias Ohlund and Markus Naslund play for the World All-Stars in the 1999 NHL All-Star Game in Tampa, Florida. Ohlund records a goal and an assist while Naslund adds an assist. The North American All-Stars win the game 8-6 with Wayne Gretzky named MVP.

### JANUARY 25

**1977:** The NHL All-Star Game is played in Vancouver's Pacific Coliseum. Defenceman Harold Snepsts represents the Canucks. The Campbell Conference loses 4-3 to the Wales Conference.

### JANUARY 27

**1996:** The Canucks debut the 'Third Jersey' vs. the New York Islanders in a 6-3 win at General Motors Place. The Canucks 'Third Jersey' colours are red, accented with yellow and black.



## JANUARY 28

**2002:** Defenceman Brent Sopel is named NHL Player of the Week. Sopel becomes the first defenceman that season to win the award.

**2002:** Markus Naslund records his second hat trick of the season, and takes over the NHL lead for points scored with 57. This marks the first time in club history that a Canucks player has led the league in scoring after January 1st.

## JANUARY 29

**1974:** For the first time, the Canucks have two representatives in the NHL All-Star game, right winger Bobby Schmautz and defenceman Jocelyn Guevremont.

## JANUARY 30

**1992:** The Canucks defeat Chicago 4-1 at home to post the first winning record (7-3-1) in the month of January in club history.

## JANUARY 31

**1978:** Rick Blight scores two goals as Canucks defeat Washington 4-2 for the franchise's 200th victory.

## FEBRUARY

### FEBRUARY 1

**1975:** Ken Lockett becomes the first Canucks goalie to surrender a penalty shot goal when Steve Atkinson of Washington beats him.

**2002:** Markus Naslund is named NHL Player of the Month for January.

**2002:** Longtime Canucks P.A. Announcer and Canucks Alumni member John Ashbridge was presented with the NHL Alumni "7th Man Award." The presentation was made during the 52nd NHL All-Star Weekend, recognizing a member of the NHL Family who has contributed behind the scenes for a significant period of time.

### FEBRUARY 2

**2002:** For the second straight season, Ed Jovanovski and Markus Naslund represent the Canucks at the NHL All-Star game. Naslund scored the game-winning goal on his way to a three point night (2-1-3), while Jovanovski notched a goal for the North American Team.

**2003:** The Canucks are represented at the 53rd NHL All-Star Game in Florida by Markus Naslund, Todd Bertuzzi and Ed Jovanovski. The Canucks coaching staff of Marc Crawford, Jack McIlhargey and Mike Johnston also represent Vancouver. It is the largest Canucks representation at an NHL All-Star Game.

### FEBRUARY 3

**2006:** Head Coach Marc Crawford becomes the third youngest coach in NHL history to accumulate 400 wins after Vancouver celebrated a 3-1 victory against Calgary. Only Scotty Bowman (43 years, 148 days) and Glen Sather (44 years, 198 days) were younger than Marc Crawford (44 years, 335 days old) to reach the 400 win mark.

### FEBRUARY 4

**1978:** Murray Bannerman plays third period of a 5-1 loss to Chicago and does not allow a goal. He remains the only Canuck goaltender who has never been scored on.

**2001:** Ed Jovanovski and Markus Naslund play in the 2001 NHL All-Star game in Colorado. Naslund was a member of the World Team and recorded a goal and an assist. Jovanovski notched an assist for the North American Team.

**2002:** Todd Bertuzzi ties the club record for consecutive games with a point. The 15-game streak ties Petr Nedved's mark set back in 1992-93 and equaled the longest streak in the NHL during the 2001-02 season. Bertuzzi recorded 19 points (7-12-19) during the 15 games.

## FEBRUARY 6

**2004:** Longtime Canucks employee Norm Jewison is named the 2004 NHL Alumni "7th Man." The "7th Man Award" is awarded annually to a member of the NHL family who has contributed behind the scenes for a significant period of time. In Norm's case, he began working for the Vancouver Canucks prior to the 1977-78 season. He was formally presented his award at the NHL Alumni All-Star Awards Dinner in Minneapolis, Minnesota.

**2006:** Henrik Sedin is named the NHL's Offensive Player of the Week for the period ending Sunday, February 5, 2006. He recorded 7 points (2-5-7) in three games played.

## FEBRUARY 7

**1996:** Dave Babych appears in his 1,000th NHL game. Babych joins Ryan Walter and Pit Martin as the only three players to appear in their 1,000th game in a Canucks uniform. Babych becomes the 109th player in NHL history to play in 1,000 regular season NHL games.

## FEBRUARY 8

**2001:** The Canucks and the San Jose Sharks play to the first scoreless draw in Vancouver. The game marks the third time in Canucks history they have played to a zero-zero tie.

## FEBRUARY 9

**1971:** Rosaire Paiement sets a club record with four goals against Buffalo in a 6-3 victory.

## FEBRUARY 10

**1981:** Winger Tiger Williams and defenceman Kevin McCarthy are both voted to the Campbell Conference Team for the NHL All-Star Game held at the Los Angeles Forum.

## FEBRUARY 11

**1982:** NHL history is made when referee Kerry Fraser awards Vancouver two penalty shots in the same period. Thomas Gradin and Ivan Hlinka both convert their opportunities on Detroit goaltender Gilles Gilbert. Hlinka's shot comes with 30 seconds remaining in the third period and gives the Canucks a 4-4 tie.

## FEBRUARY 13

**1998:** Mattias Ohlund (Sweden), Jyrki Lumme (Finland) and Pavel Bure (Russia) become the first Canucks players to play in the Olympic Games during the season. The NHL closes for a two week "Winter Break" to allow NHL players to play in Nagano, Japan. Bure won a silver medal and Lumme won a bronze.

## FEBRUARY 16

**1971:** Rosaire Paiement becomes first Canuck to earn five points in a game with three goals and two assists in a 5-4 victory over the defending Stanley Cup champion Boston Bruins. Andre Boudrias becomes first Vancouver player to score 20 goals, followed by Paiement, who tallies his 20th later that same period.

**2004:** Trevor Linden becomes the Canucks all-time leader in games played by playing in his 897th in a Canucks uniform. The record of 896 had been held by Stan Smyl since 1990-91. Linden finished the 2003-04 season having played in 919 games with Vancouver.

## FEBRUARY 17

**2003:** Dan Cloutier is named NHL Player of the Week for the period ending February 16th.

## FEBRUARY 18

**2007:** Trevor Linden plays his 1,300th career NHL game versus Colorado. In 1,300 games played the Canucks veteran recorded 364 goals, 482 assists and 846 points.

## FEBRUARY 22

**1981:** Dennis Kearns retires as the Canucks' all-time leader in games played (677) and the all-time leading scorer among Canuck defencemen with 321 points.

## FEBRUARY 23

**2001:** The Canucks travel to Belleville, Ontario from Toronto by train and participate in an outdoor game of shinny. The game is versus the Belleville Bobcats, a minor hockey team that Marc Crawford played for growing up.

**2003:** Markus Naslund scores his 40th goal of the season, becoming the first player in Canucks history with 40 or more goals in three straight seasons. Also, in the same game, Dan Cloutier wins his 30th game of the season, becoming the first goaltender in Canucks history to post back-to-back 30 (plus) win seasons.

## FEBRUARY 24

**2002:** Ed Jovanovski and Canucks Vice President of Player Personnel Steve Tambellini, help Team Canada win its first Olympic Gold Medal in Ice Hockey in 50 years. The Canucks hold an open practice and show the Gold Medal broadcast before more than 9,000 fans, the largest single gathering in Canada for the game.

**2003:** Brendan Morrison is named NHL Player of the Week for the period ending February 23rd.

## FEBRUARY 25

**1971:** Canucks are victimized by the Boston Bruins, who score three goals in an NHL record 20 seconds.

**2003:** Canucks defeat Atlanta 8-0 to extend their club record unbeaten streak to 14 games. The streak consists of 10 wins and four ties, including a 5-0-2 record at both home and on the road.

## FEBRUARY 27

**1985:** Stan Smyl scores his 187th career goal to pass Don Lever as the Canucks' all-time leading goal-scorer. Vancouver loses 11-5 in Detroit.

**1996:** Trevor Linden passes Don Lever's team record of 437 consecutive games played vs. Pittsburgh in a 4-7 loss. Linden had not missed one NHL regular season game since October 4, 1990.

**1997:** Martin Gelin becomes the ninth player in Canucks history to record four goals in a single game. Gelin recorded the goals in Vancouver vs. the Phoenix Coyotes. The previous Canucks player to score four goals in a single game was Pavel Bure on October 12, 1992 vs. Winnipeg.

## FEBRUARY 28

**1986:** Richard Brodeur becomes first Canuck netminder to register 100 career wins in a 3-1 victory vs. Philadelphia.

## FEBRUARY 29

**1984:** Patrik Sundstrom collects a goal and six assists for a seven point night, setting new team records for assists and points in

one game, as the Canucks win 9-5 in Pittsburgh. Sundstrom becomes only the third player in NHL history to earn six assists in a road game, after Detroit's Billy Taylor (7 in 1947 vs. Chicago) and Boston's Bobby Orr (6 in 1973 vs. Vancouver).

**1996:** Alexander Mogilny records his 50th goal of the season vs. the St. Louis Blues at General Motors Place. Mogilny joins Pavel Bure (60 goals in 1992-93, 1993-94) as the only two Canucks to score 50 goals in a single NHL season. Mogilny finishes the season with 55 goals, 52 assists in 79 games played.

**1996:** Alexander Mogilny becomes the fourth player in NHL history to score 50 goals with two NHL teams (Buffalo/Vancouver); Pierre Larouche (Pittsburgh/Montreal), Wayne Gretzky (Edmonton/ Los Angeles) and Pat LaFontaine (New York Islanders/Buffalo) are the other three.

## MARCH

### MARCH 1

**1993:** Pavel Bure scores his 50th goal against Grant Fuhr of the Buffalo Sabres in a neutral site game at Hamilton's Copps Coliseum. It is Bure's 63rd game. Dixon Ward and Robert Dirk assist on the historic goal. Canucks win 5-2.

### MARCH 2

**2000:** Mark Messier records a point, giving him 1,700 for his career. Messier becomes only the fourth player in NHL history to record 1,700 points.

### MARCH 7

**1995:** Canucks President and General Manager Pat Quinn signs a five-year contract extension.

### MARCH 8

**1985:** Thomas Gradin scores the 500th point of his NHL career, becoming first Canuck to reach that milestone. Canucks beat Los Angeles 4-3.

**2004:** Trevor Linden records two assists to become the Canucks all-time leader in points scored by notching his 673rd point. Linden finishes the season with 680 points, surpassing the long standing club record previously held by Stan Smyl (672).

### MARCH 9

**1973:** Andre Boudrias scores on Roger Crozier in the first penalty shot awarded to a Vancouver player. The Canucks defeat Buffalo 5-2.

**2007:** Roberto Luongo posts his 39th win of the season in San Jose setting a new franchise record for wins by a Vancouver goaltender in a single season.

### MARCH 10

**2001:** Markus Naslund records his 39th goal of the season, to become the highest scoring Canucks captain for one season. Stan Smyl records 38 goals in 1982-83.

**2005:** The National Hockey League's Board of Governors approves the 50 per cent acquisition of the Vancouver Canucks to the Aquilini Investment Group.

### MARCH 12

**2002:** Artem Chubarov becomes the first player in NHL history to have his first four career goals all be game-winners. Nine players previously held the record with three game-winners to begin a career.



## MARCH 13

**1976:** Vancouver plays its only penalty-free contest as neither the Canucks nor New York Rangers are assessed any penalties by referee Lloyd Gilmour. Canucks lose 7-3 to the Rangers.

**2007:** Canucks centre, Brendan Morrison plays his 500th consecutive NHL game. By the end of the season, Morrison played 512 consecutive games and held the league iron man record.

## MARCH 14

**1973:** Dunc Wilson collects the first assist awarded to a Canucks goalie on a goal by Andre Boudrias. The goal marks the sixth straight game Boudrias has scored, setting a club record. Vancouver defeats California Seals 5-2.

**1995:** Kirk McLean appears in his 378th game as a Vancouver Canucks passing Richard Brodeur's record of 377 games played as a Canucks goaltender.

**2006:** The Vancouver Canucks and CHUM Radio announce Team 1040 as the exclusive radio carrier of Canucks games for six seasons, beginning in 2006-07.

## MARCH 19

**1971:** Rosaire Paiement scores his 30th goal of the season, becoming the first Canucks ever to reach that mark. Vancouver defeats Pittsburgh 6-4.

## MARCH 20

**1993:** Ryan Walter plays in his 1,000th NHL game against the New York Islanders at the Pacific Coliseum.

**2000:** Markus Naslund is named NHL Player of the Week. In three games, Naslund has three goals and five assists.

## MARCH 21

**2001:** Markus Naslund and Mattias Ohlund are named to the 2002 Swedish Men's Olympic Hockey Team.

**2005:** Canucks Vice-President and Assistant General Manager Steve Tambellini is appointed as Team Canada's General Manager for the 2005 IIHF Men's World Hockey Championship in Austria, April 30 to May 15, 2005. Tambellini's appointment as GM marks the eighth time that he has represented Canada in either an executive position or as a player.

## MARCH 22

**1988:** Stan Smyl becomes the first Canucks to play in 800 regular season games. Vancouver loses a 5-3 decision in Toronto.

## MARCH 23

**1984:** Tony Tanti scores his 43rd and 44th goals of the year, including one in overtime in a 4-3 win over Winnipeg, to set a record for goals in a season.

**1994:** Pavel Bure scores his 50th goal on an empty net vs the LA Kings.

**1996:** The Canucks pass a season high attendance record on March 23rd vs. Calgary. Vancouver recorded 28 sellout games at General Motors Place with a total of 729,629 people attending home games. An average of 17,795 people per game.

## MARCH 24

**1992:** Kirk McLean backstops the Canucks to a 4-2 win at Minnesota, earning his club record 38th win.

**2003:** Todd Bertuzzi is named NHL Player of the Week for the period ending March 23rd.

## MARCH 25

**1973:** Don Tannahill scores his second NHL hat trick in a 7-4 Canucks victory over Toronto. He is the first Canucks rookie to

register 20 goals, finishing the season with 22.

**1996:** Alexander Mogilny records his 100th point of the season vs. Los Angeles by assisting on Cliff Ronning's goal in the first period. Mogilny becomes the second Canucks to record 100 points in a season. Pavel Bure records 107 points (60-47-107) during the 1993-94 season and 110 points (60-50-110) during the 1992-93 season.

## MARCH 26

**1997:** Gino Odjick passes his previous record and Canucks record of 370 penalty minutes in a single season (1992-93) by recording his 371st penalty minute (fighting) in a game vs. the Anaheim Mighty Ducks. Odjick's 371 penalty minutes makes him the NHL's most penalized player during the 1996-97 season.

**2002:** Trevor Linden plays the 1,000th game of his NHL career. Through his first 1,000 games, Linden played 758 games for Vancouver, 107 with the New York Islanders, 107 with Montreal and 28 with Washington. Linden becomes the fourth player to reach the milestone while with Vancouver (Dave Babych, Ryan Walter, Pitt Martin).

**2002:** Goaltender Dan Cloutier sets a new club record with his seventh shutout of the season, posting a 4-0 win over the Los Angeles Kings.

## MARCH 27

**1982:** Coach Harry Neale is handed a 10-game suspension by the NHL for his involvement in an altercation with the crowd in Canucks' Mar. 20th game in Quebec City. Defenceman Doug Halward is given a seven game suspension. Roger Neilson takes over as coach and Canucks win 7-2 over Calgary.

**1999:** Adrian Aucoin scores two goals (20th & 21st of the season) vs. Montreal to break the Canucks record of most goals by a defenceman in a single season. The previous record was set by Doug Halward who scored 19 goals in the 1982-83 season.

**2000:** Canucks defenceman Mattias Ohlund is nominated for the Bill Masterton Memorial Trophy. The award, voted on by the Professional Hockey Writers Association, is for sportsmanship, perseverance and dedication to hockey.

**2003:** Markus Naslund records his 100th point of the season, becoming only the third player in team history to reach the 100 point mark (Bure, Mogilny). Naslund finished the year with 104 points.

**2004:** Marc Crawford becomes the first coach in Canucks history to win at least 200 games. The club's all-time leader in wins, Crawford, reaches the milestone when Vancouver defeated the Dallas Stars 3-2 in overtime.

## MARCH 28

**1971:** Vancouver sets a club record with 11 goals in an 11-5 win over the California Seals.

**1996:** Pat Quinn takes over as Head Coach of the Vancouver Canucks, replacing Rick Ley who was hired as Head Coach on August 10, 1994.

## MARCH 29

**1983:** Stan Smyl scores two goals and establishes a new club record with 88 points in one season, as Canucks lose 7-4 to Edmonton. Darcy Rota collects two assists and establishes a club record 14 game point streak.

**2003:** Canucks establish a new club record with 103 points, eclipsing the previous record of 101 set in 1992-93. The club finishes the season with 104 points. With the 5-1 road win at Los Angeles, the Canucks also establish a new team record for road wins with 23.

# ON THIS DAY IN CANUCKS HISTORY

**2006:** The Canucks record their 40th win of the 2005-06 season at home versus the Wild. The win represents the fourth consecutive 40 (plus) win season and the seventh overall in club history.

**2007:** Vancouver announces the four-year contract extension of defenceman Sami Salo. Salo set career highs with 14 goals and 37 points in the season.

## MARCH 30

---

**1984:** Patrik Sundstrom earns two points to set a club record for points in a season (91) in a 3-3 tie with Minnesota. Tony Tanti scores his 45th goal of the year, also a club record.

## APRIL

---

### APRIL 1

---

**1989:** Trevor Linden becomes the first Canucks rookie to score 30 goals in a season. Vancouver loses 6-4 in L.A.

**1993:** Pavel Bure scores a third period goal against goaltender Pat Jablonski of Tampa Bay, becoming the first Canucks player to reach the 100 point mark. Canucks win 5-3. He finishes the season with a club record 110 points.

### APRIL 2

---

**1975:** Ken Lockett becomes first Canucks netminder to register consecutive shutouts as Vancouver earns its team-record eighth shutout of the season, 4-0 over California.

**1993:** Frank Griffiths is named to the Hockey Hall of Fame in the Builders' Category.

### APRIL 3

---

**1999:** Adrian Aucoin scores his 18th power-play goal of the season. With the goal, Aucoin ties a NHL record for most power-play goals by a defenceman in a season with 18. Denis Potvin also had 18 power-play goals for the New York Islanders in 1975-76.

**2004:** The Canucks won the Northwest Division title for the first time in 11 years with a 5-2 win versus the Edmonton Oilers. They finished the season with 101 points, tying the second highest total in club history. It marked the fourth time in club history that they have won a division title.

**2004:** Vancouver plays its final regular season game of the 2003-04 season before a sold-out General Motors Place. The Canucks sell-out every regular season home game for the first time in club history.

### APRIL 4

---

**1994:** Pavel Bure is named NHL Player of the Month for March after scoring 19-11-30 in 16 games. It is the second highest point total in any one month in Canucks history. Bure joins goaltender Kirk McLean as the only Vancouver player to receive the award.

### APRIL 5

---

**1980:** Thomas Gradin ties club mark for most goals by a centre with his 30th goal in the season finale. Stan Smyl becomes only NHL player to lead his team in goals (31), assists (47), points (78) and penalty minutes (204) in one year.

### APRIL 6

---

**1979:** Ron Sedlbauer finishes the season as the first 40-goal scorer in club history.

### APRIL 7

---

**1993:** Kirk McLean backstops Vancouver to a 5-4 overtime win over Edmonton, earning his club record 127th career victory, passing Richard Brodeur.

**1994:** Chairman and team owner Frank A. Griffiths passes away after a lengthy illness. In his memory, the players wear a patch on their uniform with the inscription "2 points F.G.," Mr. Griffiths' signature phrase.

**2007:** Vancouver establishes a new franchise record with their 49th win of the season at San Jose. The win also secures the highest point total in club history (105) and clinches first place honours in the Northwest Division.

**2007:** Roberto Luongo sets a new career-high 47 wins in 76 games played. The career best season ranks tied for second all-time in the NHL alongside Bernie Parent's record set in 1973-74.

## APRIL 8

---

**1982:** Tiger Williams scores at 14:20 of overtime to give Vancouver its first playoff overtime win, 2-1 over Calgary.

### APRIL 9

---

**1989:** Vancouver evens its playoff series with Calgary at two games each, following a 5-3 win at home. Trevor Linden sets a new club record with four points in a game, scoring 1-3-4. The Canucks also set a new team playoff mark with four power-play goals.

### APRIL 10

---

**1982:** The Canucks win a playoff series for the first time, sweeping the Flames in three straight, as Vancouver wins 3-1 in Calgary. Richard Brodeur was brilliant, forging a 1.55 average in the three games, stopping 103 of 108 shots in the series.

### APRIL 11

---

**1993:** Pavel Bure scores his 60th goal in a 6-3 win over Calgary at the Pacific Coliseum.

### APRIL 12

---

**1999:** Garth Snow and the Canucks shutout the Calgary Flames 2-0 at the Saddledome in Calgary. The shutout is Snow's sixth of the season, which ties a club record for most shutouts in a single season. Snow ties Gary Smith's team record as Smith recorded six shutouts in the 1974-75 campaign.

### APRIL 13

---

**1975:** Following a first-round bye for finishing first in the Smythe Division, the Canucks appear in their first playoff game, a 6-2 loss to the Canadiens in the Montreal Forum.

**1989:** Vancouver, playing in the sixth game of a playoff series for the first time in franchise history, forces a seventh and deciding game with a 6-3 home ice win over the Flames. The Canucks explode for four second period goals, setting club playoff records for fastest two goals (0:15) and fastest three goals (2:18).

**1994:** Pavel Bure scores his 60th goal of the season becoming just the eighth player in NHL history to twice score 60 or more goals in a season.

**2002:** Canucks finish the regular season with 254 goals, to lead the NHL in goal scoring for the first time in franchise history.

**2006:** Trevor Linden plays in his 1,000th career game in a Canucks uniform, making him the first player in franchise to reach this milestone.

### APRIL 14

---

**1999:** Mark Messier records one assist in a game at home versus the Calgary Flames. With the assist, he passes Gordie Howe for fourth on the all-time career NHL assist list with 1,050.

**2000:** Adrian Aucoin, Ed Jovanovski, Andrew Cassels, Brendan Morrison and Todd Bertuzzi are all named to represent Team Canada at the World Hockey Championships in Russia. Peter Schaefer also represents Canada in the tournament.



**APRIL 15**

**1975:** Garry Monahan scores the game-winner as the Canucks record their first playoff win, 2-1 over Montreal in the Forum.

**1993:** Vancouver comes from behind to defeat Los Angeles 8-6, breaking the 100 point barrier for the first time. Vancouver finishes with 101 points and a record 46 wins.

**2006:** In the last regular season home game of the season, the Canucks defeat the Colorado Avalanche 4-3 in overtime in front of a capacity crowd. This marks the 127th consecutive sell-out and the second straight season in which all 41 regular season home games were sold-out.

**APRIL 16**

**1992:** The Canucks close out the 1991-92 regular season with a 4-4 tie against Calgary, setting franchise records for points (96) and wins (42).

**APRIL 17**

**1975:** Vancouver's first ever home playoff game was a 4-1 loss to Montreal. John Gould scored the first playoff goal by a Canuck in the Pacific Coliseum.

**APRIL 18**

**1992:** Pavel Bure is named NHL Rookie-of-the-Month for March/April.

**APRIL 19**

**1975:** Canucks are shutout in the playoffs for the first time, 4-0 at home to Montreal. Ken Dryden earned the shutout.

**APRIL 21**

**1982:** Vancouver eliminates Los Angeles from the playoffs with a 5-2 home ice win, taking the series 4-1. Darcy Rota ties club playoff mark for goals in a series (4). Stan Smyl sets new records for assists (5) and points in a series (7). Smyl also earns points in a team record sixth straight playoff game (2-6-8).

**APRIL 22**

**1975:** Canucks participate in their first playoff overtime game, losing 5-4 to Montreal. Guy Lafleur, with his third game-winning goal of the series, scores the winner at 17:06 of overtime.

**APRIL 25**

**2006:** Canucks relieve Head Coach Marc Crawford of his coaching duties.

**APRIL 27**

**1982:** Vancouver takes the opening game of the Campbell Conference championship, defeating Chicago 2-1 in Chicago Stadium. Jim Nill scores the winning goal at 28:58 of overtime in the longest game in Canuck history. Richard Brodeur stopped 46 of 47 shots by Chicago, while Canucks had 41 shots against Tony Esposito.

**APRIL 30**

**1994:** Pavel Bure scores at 2:20 of the second overtime period to give Vancouver a 4-3 win over Calgary and the club's third straight overtime win in a come-from-behind seven game playoff series. It is Vancouver's first seven game playoff series win.

**MAY****MAY 1**

**1982:** History is made when Vancouver plays its first game in the month of May. Canucks defeat Chicago 4-3.

**MAY 4**

**2001:** Goaltender Dan Cloutier is added to Team Canada's World Championship Roster.

**MAY 6**

**1982:** Vancouver scores a team playoff record six goals to beat Chicago 6-2, eliminating the Blackhawks 4-1. Canucks are presented with the Clarence Campbell Trophy.

**2004:** David Nonis is promoted to the position of Senior Vice-President and General Manager assuming responsibility for the leadership of the team. In his first act as General Manager, Nonis appoints Steve Tambellini to the position of Vice President and Assistant General Manager.

**MAY 7**

**1995:** The Canucks make their fifth straight playoff appearance with a 2-1 loss vs. St. Louis. The Canucks went on to defeat the Blues 4 games to 3.

**MAY 8**

**1982:** Canucks make their first-ever appearance in the Stanley Cup Final in Long Island. Vancouver loses 6-5 in overtime to the Islanders, as Mike Bossy scores at 19:58 of OT. Thomas Gradin ties club mark with two goals and an assist.

**MAY 14**

**1973:** Canucks trade their original first round draft pick (1970) Dale Tallon to Chicago for goaltender Gary Smith and defenceman Jerry Korab.

**MAY 15**

**1995:** In Game Five of their Conference Quarterfinal series versus the St. Louis Blues, the Canucks tally two shorthanded goals 17 seconds into the second period. They would go on to win 6-5 and set an NHL playoff record for the fastest two shorthanded goals by one team. The Canucks pass the old mark of 0:24 set by the 1978 Montreal Canadiens versus Detroit on April 23, 1978. Christian Ruutu scores at 4:31 of the second period, followed by Geoff Courtnall at 4:48.

**MAY 16**

**2000:** The Canucks are nominated for the World Sports Humanitarian Hall of Fame's Pro Team Community Award.

**MAY 22**

**1970:** Vancouver is awarded a National Hockey League franchise.

**1994:** Kirk McLean records his second consecutive playoff shutout over the Toronto Maple Leafs. McLean blanks the Leafs 4-0 in Game 3 and 2-0 in Game 4, both at the Pacific Coliseum. The shutouts give McLean four in the playoffs, equalling an NHL record.

**2001:** President and General Manager Brian Burke is named the "Executive of the Year" by The Sporting News.

**MAY 27**

**1992:** Ryan Walter is named the Bud Light/NHL Man-of-the-Year for his work within the community.

## JUNE

### JUNE 2

**1994:** Vancouver plays hockey in the month of June for the first time in Game Two of the Stanley Cup Finals. NY Rangers win 3-1 at Madison Square Gardens. Pavel Bure has his 16 game point streak, two games shy of the NHL record, snapped.

### JUNE 3

**1997:** The Vancouver Canucks unveil a new logo, uniform and team colours to the city of Vancouver in a day-long event which started with players appearing all over the city and was highlighted by a kick off rally at the Vancouver Art Gallery.

### JUNE 4

**1996:** Tom Renney is hired as Head Coach of the Vancouver Canucks becoming the 13th head coach in Canucks history.

**2001:** Canucks unveil their new mascot at Canuck Place. The new mascot, an orca whale, was later named Fin through a contest.

### JUNE 5

**2001:** The Canucks reach a new five year deal with the Manitoba Moose of the AHL, to be the club's new farm team.

### JUNE 7

**1989:** The Canucks have three finalists for the NHL's major trophies for the first time in club history. At the awards presentation ceremonies, Trevor Linden finishes second in Calder Trophy voting, Bob McCammon is runner-up for the Jack Adams Trophy and Kirk McLean is third in voting for the Vezina Trophy.

### JUNE 8

**1989:** Trevor Linden is named The Hockey News Rookie-of-the-Year, as selected via fan balloting.

### JUNE 10

**1970:** Vancouver makes defenceman Gary Doak (from Boston) its first selection in the NHL expansion draft. Other top selections were, in order; Orland Kurtenbach, Ray Cullen, Pat Quinn and Rosaire Paiement.

### JUNE 11

**1970:** Canucks make defenceman Dale Tallon of Toronto Marlboros their first selection in the Amateur Draft, behind Buffalo's choice of Gilbert Perreault.

### JUNE 12

**2003:** The National Hockey League Players' Association announce that Markus Naslund was the recipient of the 2003 Lester B. Pearson Award for most outstanding player during the NHL regular season, as voted by members of the NHLPA. Senator Frank Mahovlich, member of the Hockey Hall of Fame and Honorable member of the Canadian Senate, present the award to Naslund in a ceremony hosted by John Davidson at the Hockey Hall of Fame.

### JUNE 14

**1994:** Kirk McLean sets an NHL record for minutes played in the playoffs (1,544) but the Canucks lose Game 7 of the Stanley Cup Finals 3-2 to the NY Rangers.

**2007:** Canucks Head Coach, Alain Vigneault is named winner of the Jack Adams Award at the 2007 NHL Awards Show in Toronto. Vigneault earns Coach of the Year honours after leading Vancouver to a franchise record 49 wins and season-high 105 points. Vigneault was a finalist for the Jack Adams Award

while serving as Head Coach of the Montreal Canadiens in the 1999-00 season.

### JUNE 16

**1992:** Pavel Bure receives the Calder Trophy as the league's top rookie, becoming the first Vancouver player to win a post-season award. Head Coach Pat Quinn captures the Jack Adams trophy as NHL Coach-of-the-Year, the first coach to win the award with two different teams. Quinn also receives Coach-of-the-Year honors by the Sporting News and the Hockey News. Goaltender Kirk McLean is voted a Second Team All-Star, the first Canuck to earn all-star status.

**1994:** Pavel Bure is selected the NHL's First Team All-Star Right Winger. He is the first and only Canuck to achieve the honor. It is the same day he signs a multi-year contract with the Canucks that makes him the highest paid player in franchise history.

### JUNE 18

**1996:** Goaltender Corey Hirsch is named to the NHL All-Rookie Team. Hirsch finishes the season with a 2.93 GAA after appearing in 41 games for a record of 17-14-6.

**1999:** The Canucks announce Jack McIlhargey and Mike Johnston as Assistant Coaches of the club, joining Head Coach Marc Crawford. The team also announces Stan Smyl as the new Head Coach of the Syracuse Crunch, Vancouver's top minor-league affiliate.

### JUNE 19

**2000:** The Canucks reach a deal with the Kansas City Blades of the IHL, to be the team's new farm team.

### JUNE 20

**2006:** Alain Vigneault named the 16th Head Coach in Vancouver Canucks history.

### JUNE 22

**1998:** Brian Burke is hired as President and General Manager of the Vancouver Canucks.

**2007:** Aquilini Investment Group complete the purchase of the Vancouver Canucks after acquiring the 50 percent interest of former partner, John McCaw, becoming the first local ownership group of the franchise in more than a decade.

### JUNE 26

**1999:** The Canucks make three trades on the morning of the NHL Entry Draft in Boston to secure the second and third overall selections. With the picks, Canucks President and General Manager, Brian Burke selects Daniel and Henrik Sedin of Modo in the Swedish Elite League.

### JUNE 28

**2001:** Canucks extend the contract of captain Markus Naslund through the 2004-2005 season. Naslund set new career highs with 41 goals and 75 points in 2000-01.

## JULY

### JULY 1

**1989:** Canucks President Pat Quinn flies to Moscow and signs Soviet star centre Igor Larionov to a multi-year contract.

### JULY 3

**1991:** Stan Smyl retires as the Canucks all-time leader in games played (896), goals (262), assists (411) and points (673). He is named Assistant Coach.

## JULY 4

**1996:** Canucks Equipment Manager Pat O'Neill becomes the first recipient of the Larry Ashley Award. The Larry Ashley Award is presented to the trainer or equipment manager that best exemplifies the character and commitment to excellence displayed by Ashley throughout his career.

## JULY 5

**2006:** Vancouver Canucks and Manitoba Moose name Scott Arniel as Head Coach of the AHL affiliate.

## JULY 8

**1995:** Canucks reunite former Junior Hockey teammates Alexander Mogilny and Pavel Bure by acquiring Mogilny and a 5th round pick in exchange for Mike Peca, Mike Wilson and their 1st round pick (14th overall) at the 1995 NHL Entry Draft.

## JULY 13

**1999:** The Canucks sign unrestricted free agent Andrew Cassels.

## JULY 17

**1997:** Trail Smoke Eaters' trainer Ken Caputo becomes the second recipient of the Larry Ashley Award.

## JULY 22

**2005:** National Hockey League owners unanimously ratify the new collective bargaining agreement, bringing an official end to the 310-day lockout. One day prior, NHL players formally accepted the new deal with 87 percent of the membership voting in favour of the deal.

## JULY 28

**1997:** The Vancouver Canucks sign unrestricted free agent Mark Messier.

**1999:** 1999 First Round Draft Picks, Daniel and Henrik Sedin, both sign their first NHL contract with the Canucks.

## AUGUST

## AUGUST 10

**1994:** Rick Ley is hired as Head Coach of the Vancouver Canucks, becoming the 12th coach in the Canucks history.

## AUGUST 15

**2005:** The Vancouver Canucks and Manitoba Moose name Alain Vigneault as the Moose's Head Coach.

## AUGUST 18

**1998:** David Nonis is named Senior Vice-President, Hockey Operations. Steve Tambellini is named Vice-President, Player Personnel. Mike Penny is named Vice-President, Amateur Scouting and Shawn Dineen is named Professional Scout.

## AUGUST 20

**1996:** Team Canada and Team U.S.A. play a pre-tournament game for the inaugural World Cup of Hockey at General Motors Place.

## AUGUST 29

**1996:** Team Canada defeats Team Russia 5-3 at General Motors Place in the first game of the World Cup of Hockey tournament. Trevor Linden plays for Canada while Alexander Mogilny plays for Team Russia. Trevor Linden records one assist in the game on a goal by Vincent Damphousse.

**1996:** The National Hockey League announces the 1998 NHL All-Star game will be played at General Motors Place. This is the second NHL All-Star Game to be played in Vancouver; the other was in 1977.

## SEPTEMBER

## SEPTEMBER 8

**1995:** Pavel Bure changes jersey numbers from #10 to #96.

## SEPTEMBER 15

**2000:** Canucks complete the American Airlines/NHL Challenge in Stockholm, Sweden. The Canucks held training camp in Sweden and defeated MoDo 5-2 and Djurgarden 2-1 to win the exhibition tournament.

**2000:** Canucks name Markus Naslund team captain in Stockholm, Sweden, following their overtime victory over Djurgarden. Naslund becomes the 11th captain in Canucks history.

**2004:** Unable to reach an amicable deal for both the NHL and NHLPA, NHL commissioner Gary Bettman announces a lockout.

## SEPTEMBER 16

**1995:** Head Medical Trainer, Larry Ashley, passes away after battling a lengthy illness. Larry cared for Canucks players for fourteen seasons and, in his memory, players wear the initials "LA" on their helmets. In recognition of Larry's service and contribution to the Vancouver Canucks Hockey Club, the training centre at General Motors Place is named the "Larry Ashley Training Facility."

**2001:** The Canucks hold their annual Blue-Silver intra-squad game at General Motors Place. Club raises \$134,250.25 for the American Red Cross Disaster Relief Fund in support of September 11th.

## SEPTEMBER 21

**1992:** Play-by-play broadcaster Jim Robson is named to the Hockey Hall of Fame.

## SEPTEMBER 23

**1995:** The Vancouver Canucks play their first preseason game at General Motors Place. Jeff Brown scored the first goal in the new facility in the Canucks 4-3 win over the Mighty Ducks of Anaheim.

## SEPTEMBER 25

**2001:** Canucks new mascot is officially named "Fin." The name was chosen from more than 2,000 fan entries.

## SEPTEMBER 28

**1995:** Trevor Linden signs a multi-year deal.

## OCTOBER

## OCTOBER 2

**2001:** Canucks unveil their new "Third Jersey" at a downtown press conference. The new "Third Jersey" is predominantly a two-colour jersey with a strong deep red and deep blue, accented with silver. It is the second alternate jersey in team history.

## OCTOBER 3

**1997:** Trevor Linden passes Canucks' captaincy on to Mark Messier while team is in Tokyo, Japan for "GAME ONE '97." Messier becomes 10th captain in team history.

# ON THIS DAY IN CANUCKS HISTORY

## OCTOBER 4 & 5

**1997:** "GAME ONE '97" The Vancouver Canucks play the Mighty Ducks of Anaheim in a two-game series at Yoyogi Arena in Tokyo, Japan. The two split the games by a score of 3-2 in each game. It marked the first NHL game in history to be played outside N. America. Scott Walker becomes the first player to score a NHL regular season goal outside N. America. Attendance is 10,500 (sellout) for both games.

## OCTOBER 5

**1989:** Canucks open their 20th NHL campaign with a 4-1 setback to the Edmonton Oilers. Igor Larionov and Vladimir Krutov become the first Soviet players ever to appear in a Canuck uniform.

## OCTOBER 6

**2002:** Introduced by royal trumpets while entering on a red carpet, Queen Elizabeth II drops the ceremonial first puck before an exhibition game between Vancouver and San Jose. The British monarch, who last attended a hockey game 51 years ago, drops the puck between Canucks captain Markus Naslund and Mike Ricci of the Sharks. The 76-year-old monarch, flanked by local minor hockey league players, is led to the centre of the rink -- where she is joined by Wayne Gretzky, the NHL's all-time leading scorer, and executive director of the gold medal-winning 2002 Canadian Olympic Hockey Team. Also at centre ice are Cassie Campbell, captain of the Canadian women's Olympic team, Canucks and Team Canada defenceman Ed Jovanovski and Hall of Fame television broadcaster Howie Meeker. The Queen is visiting Vancouver with her husband, Prince Philip, Duke of Edinburgh, as part of a 12-day tour of Canada, celebrating the 50th anniversary of her rule.

## OCTOBER 7

**1989:** Vladimir Krutov becomes the first Soviet player to score a goal in a Vancouver uniform. The goal is assisted by Igor Larionov. Vancouver beats Detroit 5-3.

## OCTOBER 8

**2000:** With their comeback 5-4 victory at Tampa Bay, the Canucks become just the third club since 1983-84 (the season when the 5:00 overtime rule was introduced) to win a game in regulation in which it trailed by two or more goals with three or fewer minutes remaining.

## OCTOBER 9

**1970:** Canucks play their first NHL game, losing 3-1 to the L.A. Kings at the Pacific Coliseum. Barry Wilkins scores the Canucks first goal at 2:14 of the third period against netminder Denis DeJordy. Attendance was 15,062.

**1995:** The Vancouver Canucks play the first regular season game at General Motors Place. The Canucks are defeated 5-3 by the Detroit Red Wings. Mike Ridley records the first regular season goal at General Motors Place. Kirk McLean plays in goal.

**1999:** In a pre-game ceremony, the Canucks unveil the 30 Greatest Canucks to celebrate the team's 30th year in the NHL.

**2005:** General Motors Place celebrates its tenth anniversary since the Canucks played their first regular season game at the venue.

## OCTOBER 10

**2002:** For the first time in Canucks history the club begins the regular season with a shutout victory. Dan Cloutier stopped all 19 shots in the 3-0 win at Calgary.

## OCTOBER 11

**1970:** Canucks earn their first NHL victory in their second game, a 5-3 win at home over Toronto. Wayne Maki scores two goals in the game.

## OCTOBER 14

**1979:** Edmonton's Wayne Gretzky scores his first NHL goal, against Canuck netminder Glen Hanlon, in a 4-4 tie at the Pacific Coliseum.

## OCTOBER 20

**1971:** Canucks are blanked for the first time in club history, losing 7-0 in Minnesota.

## OCTOBER 23

**1998:** Mark Messier scores the 600th goal of his NHL career at Florida at 12:58 of the third period against Florida's Kirk McLean.

## OCTOBER 27

**1971:** Canucks play to their first ever NHL shutout, skating to a 0-0 tie at Maple Leaf Gardens in Toronto. Dunc Wilson stopped 34 Leafs shots while the Canucks fired 20 at Toronto netminder Bernie Parent.

## OCTOBER 31

**1991:** Pavel Bure signs a multi-year contract and five days later plays in his first NHL game against Winnipeg.

## NOVEMBER

### NOVEMBER 1

**1991:** Kirk McLean is named NHL Player-of-the-Month for October after posting a 9-2-1 record and a 2.37 GAA. He is the first Canuck to receive the honour.

### NOVEMBER 2

**1999:** Peter Schaefer is named NHL Rookie of the Month for October. Schaefer recorded six goals and six assists in 13 games.

### NOVEMBER 3

**1991:** The Canucks honour Stan Smyl by retiring his No. 12 jersey.

### NOVEMBER 4

**1974:** Canucks trade Barry Wilkins, the scorer of Vancouver's first ever goal in the NHL, to Pittsburgh for defenceman Ab Demarco.

**1997:** Vancouver Canucks President and General Manager Pat Quinn is relieved of his duties after serving in his position for 10 years. Interim General Manager duties are divided by Senior Vice-President, Hockey Operations Steve Tambellini, Head Coach Mike Keenan and Assistant GM Mike Penny.

### NOVEMBER 5

**1970:** Canucks record their first road victory, 4-1 at Buffalo. Canucks goalie Dunc Wilson stops the team's first penalty shot against Sabre Paul Andrea.

**1987:** Stan Smyl appears in his 684th game, passing Harold Snepsts as the Canucks' all-time leader in regular season appearances. The Canucks win 4-3 in Philadelphia.

## NOVEMBER 8

**1978:** Dennis Kearns becomes first player in Canuck history to play in 500 games as Vancouver wins 6-4 in Detroit.

## NOVEMBER 9

**1995:** Pavel Bure is checked by Steve Smith of the Chicago Blackhawks at the United Centre in Chicago. Bure tore his anterior cruciate ligament and misses the remainder of the season. Bure appeared in 15 games and recorded 6 goals and 7 assists. Pavel underwent arthroscopic anterior cruciate ligament reconstructive surgery at UBC Hospital seven days later.

## NOVEMBER 12

**1996:** John McCaw agrees to purchase all shares in Orca Bay held by Arthur Griffiths.

## NOVEMBER 13

**1997:** Head Coach Tom Renney and Assistant Coach Terry Bangen relieved of their duties. Mike Keenan hired as 14th Canucks Head Coach in history.

## NOVEMBER 14

**1989:** Brian Bradley scores at 17:12 of the first period against the Washington Capitals, registering the 5,000th goal in franchise history. The Capitals goaltender is Bob Mason.

**1996:** Mike Fountain becomes the 19th goaltender in NHL history to record a shutout in his first NHL game by defeating the New Jersey Devils 3-0 in New Jersey.

**1996:** Dave Babych plays in his 300th game as a Vancouver Canuck becoming only the third player in NHL history to appear in 300 games with three different teams. Babych's 300th game as a Canuck is played vs. the New Jersey Devils in New Jersey.

## NOVEMBER 16

**1996:** Gino Odjick becomes the Canucks all-time penalty minute leader after passing Garth Butcher's record of 1,668 in a Canucks uniform. The record was set in Montreal vs. the Canadiens.

**2004:** Francesco Aquilini becomes a local ownership partner for John McCaw and the Vancouver Canucks, purchasing 50 percent of the hockey club and General Motors Place.

## NOVEMBER 17

**1988:** Trevor Linden scores his first NHL hat trick, with three goals and one assist, in a 7-6 loss at Minnesota. Defenceman Harold Snepsts, who along with Stan Smyl is playing in his club record 11th season as a Canuck, becomes only the second Vancouver player to appear in 700 games.

## NOVEMBER 19

**1972:** Bobby Schmautz strikes for a club record-tying four goals and becomes first Canuck to record hat tricks in consecutive games. The Canucks defeat Buffalo 9-5.

**1981:** Harold Snepsts becomes third player in Canuck history to appear in 500 games. Vancouver defeats Detroit 8-3.

## NOVEMBER 20

**1983:** Tony Tanti scores his 20th goal of the season in an 8-3 win over Los Angeles. He becomes the fastest Canuck to reach 20 goals, attaining the mark in 21 games.

## NOVEMBER 22

**1985:** Stan Smyl scores his 200th career goal, becoming first player in Canucks history to achieve that milestone. Vancouver loses 6-5 to New Jersey.

## NOVEMBER 25

**2002:** Trevor Linden scores his 263rd goal in a Canucks uniform surpassing the club record held by Stan Smyl. Linden's goal on Manny Fernandez was scored short-handed in the third period of Vancouver's 2-1 win at Minnesota.

## NOVEMBER 26

**1986:** Petri Skriko scores his third hat trick in eight days, leading the Canucks to a 5-3 win over Los Angeles. Skriko, named the NHL's Player of the Week for Nov. 17-23, enjoys the hottest scoring period of any player in Canuck history, scoring 12 goals and 2 assists for 14 points in a span of five games.

## NOVEMBER 30

**2002:** Canucks defeat Florida 5-2, extending their winning streak to 10 games. The club record includes five wins at home and on the road with the Canucks outscoring their opponents 41-20 during the ten games.

## DECEMBER

### DECEMBER 2

**2002:** Goaltender Dan Cloutier is named NHL Player of the Month for November. Cloutier becomes just the fourth Canuck to win the award. During the month of November, Cloutier posted an 11-1-0 record with a .920 save percentage and a 2.15 GAA.

### DECEMBER 3

**1996:** Trevor Linden's "Ironman" streak of 482 consecutive regular season NHL games played comes to an end vs. Philadelphia when Trevor suffered a grade-two medial collateral ligament sprain in his knee.

### DECEMBER 4

**1996:** Jyrki Lumme passes Doug Lidster as the Canucks all-time leading scorer in defenceman when he scores a goal in the first period vs. the Buffalo Sabres. The goal is Lumme's 66th goal as a Vancouver Canuck.

### DECEMBER 5

**1976:** Canucks celebrate their 500th franchise game in the NHL with a 4-2 win over Chicago.

### DECEMBER 7

**1995:** Orca Bay officially launch Orca Bay online, a worldwide Internet web site ([www.orcabay.com](http://www.orcabay.com)), providing the latest information on the Vancouver Canucks, the Vancouver Grizzlies, Winning Spirit retail stores and the Greater Vancouver Open.

### DECEMBER 8

**1987:** Stan Smyl becomes first Canuck to appear in 700 regular season games. Vancouver drops a 3-2 decision to Minnesota.

### DECEMBER 9

**2005:** The Canucks play host to the Ottawa Senators at General Motors Place in front of the 100th consecutive sell-out crowd. The sell-out streak dates back to November 14, 2002 and consists of 88 regular season games and 12 playoff games.

### DECEMBER 12

**1970:** Orland Kurtenbach becomes first Canuck to tally three goals in a game in a 5-2 win over California.

## DECEMBER 13

**1992:** Vancouver and Quebec play to a 3-3 overtime tie, ending Vancouver's club record nine-game home winning streak.

**2001:** Canucks winger Jarkko Ruutu is named to the 2002 Finnish Men's Olympic Hockey Team. Ruutu went on to play four games for Team Finland at the Winter Games.

## DECEMBER 15

**1970:** Canucks defeat Philadelphia 3-2 for their sixth straight home victory, establishing a club record. Vancouver goes 10-3-2 in the first 15 home games of its existence.

**2001:** Canucks defenceman Ed Jovanovski is named to the 2002 Canadian Men's Olympic Hockey Team.

## DECEMBER 16

**1988:** Goodwill ambassador Walter "Babe" Pratt, an original member of the Canuck organization and also a member of the Hockey Hall of Fame, passes away at the age of 72 while in attendance at a Canuck-Flames contest in the Pacific Coliseum.

## DECEMBER 17

**1997:** Canucks draft choices Josh Holden, Brad Ference, Zenith Komarniski and Matt Cooke selected to Canadian National Junior Team.

## DECEMBER 18

**1997:** Arturs Irbe stops 38 shots in a 0-0 tie with the Sharks. Only the second scoreless tie in franchise history – last one: Oct. 27, 1971 at Toronto (Dunc Wilson).

## DECEMBER 21

**2005:** Todd Bertuzzi and Ed Jovanovski are named to the 2006 Canadian Men's Olympic Team. Vancouver Canucks Vice President and Assistant General Manager Steve Tambellini also joins the team as Director, Player Personnel. In addition, Canucks Assistant Medical Trainer Jon Sanderson is named to team Canada's medical staff.

## DECEMBER 22

**2005:** Jarkko Ruutu and Sami Salo are named to Team Finland for the 2006 Winter Olympics. They would go on to win silver medals.

**2005:** Markus Naslund, Mattias Ohlund, Daniel Sedin and Henrik Sedin are named to Team Sweden for the 2006 Winter Olympics. The Sedin twins and Ohlund would go on to help Sweden win the gold medal at the 2006 Winter Olympics in Torino, Italy.

## DECEMBER 23

**1995:** Alexander Mogilny records three goals in 2:55 to beat Tony Tanti's record of three goals in 6:46 set on January 7th, 1989 vs. Pittsburgh. Mogilny records his goals at 16:45, 19:26 and 19:40 of the third period; Josef Beranek scores a goal at 17:49 of the third period to interrupt the three goals.

## DECEMBER 26

**1970:** Andre Boudrias becomes the first Canuck to score a goal with Vancouver two men short, scoring against Tony Esposito of Chicago. The goal was also the 100th in team history. Chicago won 4-2.

**1972:** Don Tannahill becomes the first Vancouver rookie to score three goals in a single game in a 4-3 win over California.

**1992:** Petr Nedved is held pointless against Montreal, snapping his franchise record 15-game point streak. Nedved scored 15-9-24 over the 39 days.

## DECEMBER 28

**1976:** In the first exhibition game versus a touring Soviet club, the Canucks shutout Moscow Spartak 2-0. Rick Blight scores both goals.

**1991:** Goaltender Kirk McLean records his 20th victory in a 3-2 win at San Jose, becoming the fastest Canuck goaltender to reach the 20-win mark.

**2001:** Canucks equipment manager Pat O'Neill surpasses the 1,500 game milestone after 20 years in professional hockey. O'Neill was recognized by the Professional Hockey Athletic Trainers Society and the Society of Professional Hockey Equipment Managers for his achievements. The Canucks held a pre-game ceremony on March 10th to acknowledge the accomplishment.

## DECEMBER 29

**1996:** Canucks game vs. San Jose Sharks is rescheduled due to extreme winter weather conditions. The previous cancellation of a Canucks game in Vancouver occurred on January 3rd, 1993 when the Canucks vs. Tampa Bay game was cancelled due to extreme weather conditions.

## DECEMBER 31

**1996:** The first Vancouver Canucks pay-per-view game is broadcast by Orca Bay. The game vs. the Philadelphia Flyers is the first hockey game to be broadcast on pay-per-view in Canada and is the first of four games shown on pay-per-view.

## MOLSON CUP WINNERS

**Awarded annually to player who receives the most game star selections during the season.**

2006-07	Roberto Luongo	1995-96	Trevor Linden	1984-85	Richard Brodeur
2005-06	Alex Auld	1994-95	Kirk McLean	1983-84	Patrik Sundstrom
2004-05	--	1993-94	Pavel Bure	1982-83	Thomas Gradin
2003-04	Dan Cloutier	1992-93	Pavel Bure	1981-82	Richard Brodeur
2002-03	Markus Naslund	1991-92	Pavel Bure	1980-81	Richard Brodeur
2001-02	Markus Naslund	1990-91	Trevor Linden	1979-80	Glen Hanlon
2000-01	Markus Naslund	1989-90	Kirk McLean	1978-79	Glen Hanlon
1999-00	Mark Messier	1988-89	Trevor Linden	1977-78	Cesare Maniago
1998-99	Garth Snow	1987-88	Kirk McLean	1976-77	Cesare Maniago
1997-98	Pavel Bure	1986-87	Petri Skriko	1975-76	Bobby Lalonde
1996-97	Martin Gelinas	1985-86	Richard Brodeur		

## CYCLONE TAYLOR TROPHY

**The Canucks' M.V.P. as selected by the fans.**

2006-07	Roberto Luongo	1993-94	Pavel Bure	1980-81	Richard Brodeur
2005-06	Alex Auld	1992-93	Pavel Bure	1979-80	Stan Smyl
2004-05	--	1991-92	Kirk McLean	1978-79	Thomas Gradin, Glen Hanlon
2003-04	Markus Naslund	1990-91	Trevor Linden	1977-78	Cesare Maniago
2002-03	Markus Naslund	1989-90	Kirk McLean	1976-77	Cesare Maniago
2001-02	Markus Naslund	1988-89	Trevor Linden	1975-76	Don Lever
2000-01	Markus Naslund	1987-88	Tony Tanti	1974-75	Gary Smith
1999-00	Mark Messier	1986-87	Barry Pederson	1973-74	Gary Smith
1998-99	Markus Naslund	1985-86	Stan Smyl	1972-73	Orland Kurtenbach
1997-98	Pavel Bure	1984-85	Richard Brodeur	1971-72	Orland Kurtenbach
1996-97	Martin Gelinas	1983-84	Patrik Sundstrom	1970-71	Orland Kurtenbach
1995-96	Trevor Linden	1982-83	Stan Smyl		
1994-95	Trevor Linden	1981-82	Richard Brodeur		

## CYRUS H. MCLEAN TROPHY

**Awarded annually to the Canucks' leading point scorer at the end of the season.**

2006-07	Daniel Sedin	1993-94	Pavel Bure	1980-81	Thomas Gradin
2005-06	Markus Naslund	1992-93	Pavel Bure	1979-80	Stan Smyl
2004-05	--	1991-92	Trevor Linden	1978-79	Ron Sedlbauer
2003-04	Markus Naslund	1990-91	Trevor Linden	1977-78	Mike Walton
2002-03	Markus Naslund	1989-90	Dan Quinn	1976-77	Rick Blight
2001-02	Markus Naslund	1988-89	Petri Skriko	1975-76	Dennis Ververgaert
2000-01	Markus Naslund	1987-88	Tony Tanti	1974-75	Andre Boudrias
1999-00	Markus Naslund	1986-87	Tony Tanti	1973-74	Andre Boudrias
1998-99	Markus Naslund	1985-86	Petri Skriko	1972-73	Bobby Schmutz
1997-98	Pavel Bure	1984-85	Patrik Sundstrom	1971-72	Andre Boudrias
1996-97	Alexander Mogilny	1983-84	Patrik Sundstrom		Orland Kurtenbach
1995-96	Alexander Mogilny	1982-83	Stan Smyl	1970-71	Andre Boudrias
1994-95	Pavel Bure	1981-82	Thomas Gradin		

## BABE PRATT TROPHY

**The Canucks' most outstanding defenceman as chosen by the fans.**

2006-07	Kevin Bieksa	1994-95	Jeff Brown	1982-83	Doug Halward
2005-06	Mattias Ohlund	1993-94	Jyrki Lumme	1981-82	Harold Snepsts
2004-05	--	1992-93	Dana Murzyn	1980-81	Kevin McCarthy
2003-04	Mattias Ohlund	1991-92	Jyrki Lumme	1979-80	Harold Snepsts
2002-03	Ed Jovanovski	1990-91	Doug Lidster	1978-79	Harold Snepsts
2001-02	Ed Jovanovski	1989-90	Paul Reinhart	1977-78	Harold Snepsts
2000-01	Ed Jovanovski	1988-89	Paul Reinhart	1976-77	Dennis Kearns
1999-00	Mattias Ohlund	1987-88	Jim Benning	1975-76	Dennis Kearns
1998-99	Adrian Aucoin	1986-87	Doug Lidster	1974-75	Bob Dailey
1997-98	Mattias Ohlund	1985-86	Doug Lidster	1973-74	Jocelyn Guevremont
1996-97	Jyrki Lumme	1984-85	Doug Lidster	1972-73	Barry Wilkins
1995-96	Jyrki Lumme	1983-84	Rick Lanz		



## FRED J. HUME AWARD

Awarded annually to the unsung hero as selected by the Canucks Booster Club.

2006-07	Kevin Bielska	1993-94	John McIntyre	1980-81	Per-Olov Brasar
2005-06	Jarkko Ruutu	1992-93	Cliff Ronning	1979-80	Kevin McCarthy
2004-05	--	1991-92	Garry Valk	1978-79	Harold Snepsts
2003-04	Brent Sopel	1990-91	Steve Bozek	1977-78	Hilliard Graves
2002-03	Matt Cooke	1989-90	Steve Bozek	1976-77	Hilliard Graves
2001-02	Scott Lachance	1988-89	Rich Sutter	1975-76	Mike Robitaille
2000-01	Murray Baron	1987-88	Rich Sutter	1974-75	Garry Monahan
1999-00	Andrew Cassels	1986-87	Garth Butcher	1973-74	Don Lever
1998-99	Adrian Aucoin	1985-86	Brent Peterson	1972-73	Dennis Kearns
1997-98	Brian Noonan	1984-85	Doug Lidster	1971-72	Ron Ward
1996-97	Mike Sillinger	1983-84	Jiri Bubla	1970-71	Barry Wilkins
1995-96	Martin Gelinias	1982-83	Doug Halward		
1994-95	Martin Gelinias	1981-82	Lars Lindgren		

## MOST EXCITING PLAYER

2006-07	Roberto Luongo	1987-88	Tony Tanti
2005-06	Anson Carter	1986-87	Tony Tanti
2004-05	--	1985-86	Tony Tanti
2003-04	Todd Bertuzzi	1984-85	Tony Tanti
2002-03	Todd Bertuzzi	1983-84	Tony Tanti
2001-02	Todd Bertuzzi	1982-83	Darcy Rota
2000-01	Markus Naslund	1981-82	Thomas Gradin
1999-00	Todd Bertuzzi	1980-81	Tiger Williams
1998-99	Markus Naslund	1979-80	Stan Smyl
1997-98	Pavel Bure	1978-79	Thomas Gradin
1996-97	Martin Gelinias	1977-78	Hilliard Graves
1995-96	Alexander Mogilny	1976-77	Bobby Lalonde
1994-95	Pavel Bure	1975-76	Bobby Lalonde
1993-94	Pavel Bure	1974-75	Bobby Lalonde
1992-93	Pavel Bure	1973-74	Don Lever
1991-92	Pavel Bure	1972-73	Bobby Schmautz
1990-91	Trevor Linden	1971-72	Andre Boudrias
1989-90	Brian Bradley	1970-71	Andre Boudrias
1988-89	Trevor Linden		

## NHL ALL-STARS

### ALL-STARS

G	<b>Roberto Luongo</b>	First Team	2007	G	Corey Hirsch	All-Rookie Team	1996
LW	<b>Markus Naslund</b>	First Team	2004	RW	Pavel Bure	First Team	1994
LW	<b>Markus Naslund</b>	First Team	2003	G	Kirk McLean	Second Team	1992
RW	Todd Bertuzzi	First Team	2003	C	<b>Trevor Linden</b>	All-Rookie Team	1989
LW	<b>Markus Naslund</b>	First Team	2002	RW	Jim Sandlak	All-Rookie Team	1987
D	<b>Mattias Ohlund</b>	All-Rookie Team	1998				
RW	Alex Mogilny	Second Team	1996				

### ALL-STAR GAME REPRESENTATIVES

2007	<b>Roberto Luongo</b> (Voted a starter)	1999	<b>Markus Naslund</b>	1986	Tony Tanti
2006	No All-Star Game		<b>Mattias Ohlund</b>	1985	Thomas Gradin
2005	No All-Star Game	1998	Pavel Bure	1984	Darcy Rota, (replaced Tony Tanti)
2004	<b>Markus Naslund</b>		Mark Messier	1983	John Garrett (replaced Richard Brodeur)
	Todd Bertuzzi (Voted a starter)	1997	Pavel Bure	1982	Harold Snepsts
	(Western Conference Team Captain)	1996	Alexander Mogilny	1981	Tiger Williams, Kevin McCarthy (vote)
	Marc Crawford (Assistant Coach)		Pavel Bure	1980	Lars Lindgren
2003	<b>Markus Naslund</b>		(fan vote, could not play due to injury)	1979	Challenge Cup (no game)
	Todd Bertuzzi	1995	No All-Star Game	1978	Dennis Ververgaert
	Ed Jovanovski	1994	Pavel Bure (fan vote)	1977	Harold Snepsts
	(Marc Crawford, first Canucks Head Coach named to coach All-Star Team)	1993	Pavel Bure (fan vote)	1976	Dennis Ververgaert
2002	<b>Markus Naslund</b>	1992	<b>Trevor Linden</b> , Kirk McLean	1975	Gary Smith, Tracy Pratt
	Ed Jovanovski	1991	<b>Trevor Linden</b>	1974	Bobby Schmautz, Jocelyn Gueuremont
2001	<b>Markus Naslund</b>	1990	Kirk McLean	1973	Bobby Schmautz
	Ed Jovanovski	1989	Paul Reinhart	1972	Dale Tallon
2000	Mark Messier	1988	Greg Adams	1971	Dale Tallon
		1987	Rendez-Vous (no game)		

## NHL AWARDS

### Jack Adams Award

2007	Alain Vigneault
1992	Pat Quinn

### Lester B. Pearson

2003	Markus Naslund
------	----------------

### King Clancy Award

1997	Trevor Linden
------	---------------

### Calder Trophy

1992	Pavel Bure
------	------------

### Bud Light/NHL Man-of-the-Year

1992	Ryan Walter
------	-------------

# REGULAR SEASON MONTHLY RECORDS

SEASON	OCT	NOV	DEC	JAN	FEB	MAR	APR	MAY
1970-71	3-6-2	6-7-1	5-7-0	1-10-2	3-7-1	5-8-2	1-1-0	
1971-72	4-7-2	3-7-2	2-8-0	5-6-1	2-12-1	3-10-2	1-0-0	
1972-73	3-7-1	5-7-1	3-7-4	3-9-1	2-11-1	6-6-1	DNP	
1973-74	4-3-1	1-9-3	3-8-2	4-9-1	5-5-3	5-8-1	2-1-0	
1974-75	5-3-2	10-3-2	5-4-1	3-10-0	5-5-1	5-7-4	3-0-0	
1975-76	3-6-2	5-5-3	5-4-1	5-5-4	7-7-1	6-5-4	2-0-0	
1976-77	4-7-1	2-10-1	4-9-1	5-6-2	3-7-2	6-2-6	1-1-0	
1977-78	3-3-2	3-7-3	4-5-4	4-7-3	2-9-2	3-11-2	1-1-1	
1978-79	4-5-1	5-8-1	4-8-1	4-6-4	2-6-3	5-9-1	1-0-2	
1979-80	4-3-3	6-5-3	4-8-1	1-11-1	4-5-3	5-5-5	3-0-0	
1980-81	6-3-1	7-4-4	4-4-5	3-5-5	2-9-2	6-5-2	0-2-1	
1981-82	4-5-3	7-5-1	3-7-4	3-7-3	7-3-3	4-6-3	2-0-0	
1982-83	4-6-2	5-5-4	4-6-2	4-7-2	4-7-1	9-4-3	0-0-1	
1983-84	5-6-1	6-6-1	4-8-2	4-8-2	7-7-1	6-4-2	DNP	
1984-85	1-10-0	3-9-2	4-6-3	5-7-2	5-5-1	7-7-0	0-2-1	
1985-86	5-4-2	4-9-1	4-8-1	3-6-3	2-7-2	4-7-4	1-3-0	
1986-87	2-7-1	5-8-1	4-8-1	4-8-3	4-7-2	7-5-0	3-0-0	
1987-88	2-6-1	6-7-1	4-8-3	4-9-2	5-8-0	3-8-2	1-0-0	
1988-89	5-5-2	6-7-3	4-7-0	5-6-2	8-5-0	5-7-1	0-2-0	
1989-90	7-5-1	2-7-3	3-7-4	2-11-1	6-6-2	5-5-3	DNP	
1990-91	6-6-0	6-6-2	5-9-1	2-9-2	5-6-2	4-7-2	DNP	
1991-92	9-3-1	7-4-2	6-4-3	7-3-1	5-6-2	7-5-2	1-1-1	
1992-93	5-4-1	9-5-1	9-1-1	6-4-5	6-5-0	5-8-1	6-2-0	
1993-94	7-3-0	7-7-0	5-8-0	6-5-2	5-5-1	8-8-0	3-4-0	
1994-95	-	-	-	1-3-1	4-4-5	6-6-2	7-5-3	0-0-1
1995-96	4-4-2	2-7-5	6-4-3	5-5-2	7-4-3	6-8-0	2-3-0	
1996-97	5-5-0	8-5-0	3-9-1	8-4-1	4-9-0	4-8-3	3-0-2	
1997-98	3-8-2	6-6-1	2-9-3	3-9-2	4-1-1	4-6-4	3-4-1	
1998-99	4-4-1	5-9-0	4-6-3	3-6-2	3-8-3	3-9-2	1-5-1	
1999-00	7-4-2 (1)	3-5-4	2-8-1 (2)	3-8-3 (3)	6-5-2	7-6-2 (2)	2-1-1	
2000-01	6-2-2 (1)	7-6-1 (1)	6-3-1 (2)	8-7-0	6-3-1 (1)	2-4-6 (2)	1-3-0	
2001-02	4-8-1	7-7-2	5-7-1	10-2-1 (1)	2-1-1 (2)	9-5-0	5-0-1	
2002-03	3-4-4	12-1-0	7-6-1	7-5-2	9-1-2	7-5-3 (1)	0-1-1	
2003-04	7-2-2	7-4-1 (2)	7-3-3	9-5-1	5-5-0 (2)	6-5-3 (1)	2-0-0	
2004-05	-	-	-	-	-	-	-	
2005-06	8-2-2	8-6-0	5-4-3	9-6-0	4-3-0	6-7-2	2-4-1	
2006-07	7-5-1	5-8-0	8-5-0	8-1-3	8-3-1	11-2-2	2-2-0	

ALL-TIME

# SEASON OPENERS

SEASON	DATE	RESULT	HOME	VISITOR
2006-07	Oct. 5	Win	Detroit	1
2005-06	Oct. 5	Win	Vancouver	3
2004-05	-	-	-	-
2003-04	Oct. 9	Win	Vancouver	4
2002-03	Oct. 10	Win	Calgary	0
2001-02	Oct. 4	Loss	Vancouver	4
2000-01	Oct. 5	Loss	Philadelphia	6
1999-00	Oct. 2	Win	Vancouver	2
1998-99	Oct. 12	Win	Vancouver	4
1997-98	Oct. 4	Win	Vancouver	3
1996-97	Oct. 5	Win	Vancouver	3
1995-96	Oct. 9	Loss	Vancouver	3
1994-95	Jan. 20	Tie	Vancouver	1
1993-94	Oct. 6	Win	Los Angeles	2
1992-93	Oct. 6	Win	Edmonton	4
1991-92	Oct. 4	Win	Vancouver	4
1990-91	Oct. 4	Loss	Calgary	3
1989-90	Oct. 5	Loss	Vancouver	1
1988-89	Oct. 6	Tie	Vancouver	2
1987-88	Oct. 8	Win	Vancouver	8
1986-87	Oct. 11	Win	Vancouver	4
1985-86	Oct. 10	Win	Los Angeles	5
1984-85	Oct. 11	Loss	Vancouver	2
1983-84	Oct. 5	Loss	Vancouver	3
1982-83	Oct. 5	Win	Vancouver	2
1981-82	Oct. 6	Win	Vancouver	4
1980-81	Oct. 10	Win	Vancouver	5
1979-80	Oct. 9	Loss	Vancouver	2
1978-79	Oct. 11	Win	Vancouver	8
1977-78	Oct. 12	Loss	NY Rangers	6
1976-77	Oct. 6	Loss	Pittsburgh	9
1975-76	Oct. 8	Win	Minnesota	2
1974-75	Oct. 9	Tie	Vancouver	3
1973-74	Oct. 10	Loss	Boston	6
1972-73	Oct. 7	Win	Vancouver	3
1971-72	Oct. 8	Loss	Vancouver	2
1970-71	Oct. 9	Loss	Vancouver	1

## HOME OPENERS

Season	R	Home	Visitor
2006-07	L	Canucks	4
2005-06	W	Canucks	3
2004-05	-	-	-
2003-04	W	Canucks	4
2002-03	W	Canucks	5
2001-02	L	Canucks	4
2000-01	L	Canucks	2
1999-00	W	Canucks	2
1998-99	W	Canucks	4
1997-98	W	Canucks	3
1996-97	W	Canucks	3
1995-96	L	Canucks	3
1994-95	T	Canucks	1
1993-94	L	Canucks	1
1992-93	W	Canucks	5
1991-92	W	Canucks	4
1990-91	L	Canucks	2
1989-90	L	Canucks	1
1988-89	T	Canucks	2
1987-88	W	Canucks	8
1986-87	W	Canucks	4
1985-86	L	Canucks	3
1984-85	L	Canucks	2
1983-84	L	Canucks	3
1982-83	W	Canucks	2
1981-82	W	Canucks	4
1980-81	W	Canucks	5
1979-80	L	Canucks	2
1978-79	W	Canucks	8
1977-78	W	Canucks	3
1976-77	W	Canucks	4
1975-76	W	Canucks	7
1974-75	T	Canucks	3
1973-74	W	Canucks	2
1972-73	W	Canucks	3
1971-72	L	Canucks	2
1970-71	L	Canucks	1

## ROAD OPENERS

Season	R	Home	Visitor
2006-07	W	Detroit	1
2005-06	O	Edmonton	4
2004-05	-	-	-
2003-04	L	Columbus	3
2002-03	W	Calgary	0
2001-02	L	Colorado	5
2000-01	L	Philadelphia	6
1999-00	T	Calgary	4
1998-99	L	Carolina	3
1997-98	L	Anaheim	3
1996-97	L	Edmonton	2
1995-96	T	Los Angeles	7
1994-95	L	Detroit	6
1993-94	W	Los Angeles	2
1992-93	W	Edmonton	4
1991-92	W	San Jose	2
1990-91	L	Calgary	3
1989-90	W	Edmonton	2
1988-89	W	Edmonton	2
1987-88	W	Los Angeles	2
1986-87	L	New Jersey	3
1985-86	W	Los Angeles	5
1984-85	W	Los Angeles	5
1983-84	L	St. Louis	3
1982-83	T	Los Angeles	3
1981-82	T	Calgary	1
1980-81	L	Chicago	4
1979-80	T	Edmonton	4
1978-79	T	Chicago	3
1977-78	L	NY Rangers	6
1976-77	L	Pittsburgh	9
1975-76	W	Minnesota	2
1974-75	W	St. Louis	4
1973-74	L	Boston	6
1972-73	L	NY Rangers	5
1971-72	W	California	6
1970-71	L	St. Louis	4

## SEASON BY SEASON RECORDS

Season	GP	W	L	T	GF	GA	PTS	Div Finish
1970-71	78	24	46	8	229	296	56	6th
1971-72	78	20	50	8	203	297	48	7th
1972-73	78	22	47	9	233	339	51	7th
1973-74	78	24	43	11	224	296	59	7th
1974-75	80	38	32	10	271	254	86	1st
1975-76	80	33	32	15	271	272	81	2nd
1976-77	80	25	42	13	235	294	63	4th
1977-78	80	20	43	17	239	320	57	3rd
1978-79	80	25	42	13	217	291	63	2nd
1979-80	80	27	37	16	256	281	70	3rd
1980-81	80	28	32	20	289	301	76	3rd
1981-82	80	30	33	17	290	286	77	2nd
1982-83	80	30	35	15	303	309	75	3rd
1983-84	80	32	39	9	306	328	73	3rd
1984-85	80	25	46	9	284	401	59	5th
1985-86	80	23	44	13	282	333	59	4th
1986-87	80	29	43	8	282	314	66	5th
1987-88	80	25	46	9	272	320	59	5th
1988-89	80	33	39	8	251	253	74	4th
1989-90	80	25	41	14	245	306	64	5th
1990-91	80	28	43	9	243	315	65	4th
1991-92	80	42	26	12	285	250	96	1st
1992-93	84	46	29	9	346	278	101	1st
1993-94	84	41	40	3	279	276	85	2nd
1994-95	48	18	18	12	153	148	48	2nd
1995-96	82	32	35	15	278	278	79	2nd
1996-97	82	35	40	7	257	273	77	4th
1997-98	82	25	43	14	224	273	46	7th
1998-99	82	23	47	12	192	258	58	4th
1999-00	82	30	37	15(8)	227	237	83	3rd
2000-01	82	36	28	11(7)	239	238	90	3rd
2001-02	82	42	30	7(3)	254	211	94	2nd
2002-03	82	45	23	13(1)	264	208	104	2nd
2003-04	82	43	24	10(5)	235	194	101	1st
2004-05	-	-	-	-	-	-	-	-
2005-06	82	42	32	8	256	255	92	4th
2006-07	82	49	26	7	222	201	105	1st

## HOME

Season	GP	W	L	T	GF	GA	PTS	PCT
1970-71	39	17	18	4	136	132	38	.487
1971-72	39	14	20	5	120	133	33	.423
1972-73	39	17	18	4	133	143	38	.487
1973-74	39	14	18	7	120	124	35	.449
1974-75	40	23	12	5	145	106	51	.638
1975-76	40	22	11	7	151	115	51	.638
1976-77	40	13	21	6	119	138	32	.400
1977-78	40	13	15	12	127	139	38	.475
1978-79	40	15	18	7	113	126	37	.463
1979-80	40	14	17	9	133	144	37	.463
1980-81	40	17	12	11	157	149	45	.563
1981-82	40	20	8	12	170	125	52	.650
1982-83	40	20	12	8	173	145	48	.600
1983-84	40	20	16	4	166	158	44	.550
1984-85	40	15	21	4	155	187	34	.425
1985-86	40	17	18	5	154	155	39	.488
1986-87	40	17	19	4	157	159	38	.475
1987-88	40	15	20	5	141	145	35	.438
1988-89	40	19	15	6	122	111	44	.550
1989-90	40	13	16	11	129	144	37	.463
1990-91	40	18	17	5	127	130	41	.513
1991-92	40	23	10	7	158	116	53	.663
1992-93	42	27	11	4	195	124	58	.690
1993-94	42	20	19	3	133	135	43	.512
1994-95	24	10	8	6	83	70	26	.542
1995-96	41	15	19	7	146	142	37	.451
1996-97	41	20	17	4	126	123	44	.537
1997-98	41	15	22	4	110	131	34	.415
1998-99	41	14	21	6	95	111	34	.415
1999-00	41	16	20	5(6)	123	123	43	.451
2000-01	41	21	12	5(3)	124	113	50	.573
2001-02	41	22	11	5(2)	139	100	55	.646
2002-03	41	24	13	6(0)	135	104	50	.610
2003-04	41	21	13	7(0)	118	102	49	.598
2004-05	-	-	-	-	-	-	-	-
2005-06	41	25	10	6	146	123	56	.683
2006-07	41	26	11	4	113	103	56	.683

## PLAYOFFS

GP	W	L	GF	GA
-	-	-	-	-
-	-	-	-	-
-	-	-	-	-
5	1	4	9	20
2	0	2	4	8
-	-	-	-	-
-	-	-	-	-
3	1	2	9	15
4	1	3	7	15
3	0	3	7	13
17	11	6	57	50
4	1	3	14	17
4	1	3	13	14
-	-	-	-	-
3	0	3	5	17
-	-	-	-	-
-	-	-	-	-
7	3	4	20	26
-	-	-	-	-
6	2	4	17	25
13	6	7	44	35
12	6	6	46	43
24	15	9	76	61
11	4	7	33	38
6	2	4	17	24
-	-	-	-	-
-	-	-	-	-
-	-	-	-	-
-	-	-	-	-
4	0	4	9	16
4	2	4	16	22
14	7	7	34	47
7	3	4	16	19
-	-	-	-	-
12	5	7	21	26

## ROAD

GP	W	L	T	GF	GA	PTS	PCT
39	7	28	4	93	164	18	.231
39	6	30	3	83	164	15	.192
39	5	29	5	100	196	15	.192
39	10	25	4	104	172	24	.308
40	15	20	5	126	148	35	.438
40	11	21	8	120	157	30	.375
40	12	21	7	116	156	31	.388
40	7	28	6	112	181	19	.238
40	10	24	6	104	164	26	.325
40	13	20	7	123	137	33	.413
40	11	20	9	132	152	31	.388
40	10	25	5	120	161	25	.313
40	10	23	7	130	164	27	.338
40	12	23	5	140	170	29	.363
40	10	25	5	129	214	25	.313
40	6	26	8	128	178	20	.250
40	12	24	4	125	155	28	.350
40	10	26	4	131	175	24	.300
40	14	24	2	129	142	30	.374
40	12	25	3	116	162	27	.338
40	10	26	4	116	185	24	.300
40	19	16	5	127	134	43	.538
42	19	18	5	151	154	43	.512
42	21	21	0	146	141	42	.500
24	8	10	6	70	78	22	.458
41	17	16	8	132	136	42	.512
41	15	23	3	131	150	33	.402
41	10	21	10	114	142	30	.366
41	9	26	6	97	147	24	.293
41	14	17	10(2)	104	114	40	.463
41	15	16	6(4)	115	125	40	.439
41	18	19	2(1)	115	111	39	.463
41	23	10	7(1)	115	104	54	.646
41	22	11	3(5)	117	92	52	.573
-	-	-	-	-	-	-	-
41	17	22	2	110	132	36	.439
41	23	15	3	109	98	49	.598

## ALL-TIME COACHING RECORDS

### REGULAR SEASON

No	Coach	GC	W	L	T/OT*	PCT
1	Marc Crawford	529	246	197	62(32)*	.554
2	Harry Neale	407	142	189	76	.442
3	Pat Quinn	280	141	111	28	.553
4	Bob McCammon	293	102	155	36	.409
5	Phil Maloney	232	95	105	32	.478
6	Tom Watt	160	52	87	21	.391
7	Roger Neilson	133	51	61	21	.462
8	<b>Alain Vigneault</b>	<b>82</b>	<b>49</b>	<b>26</b>	<b>7</b>	<b>.640</b>
9	Rick Ley	121	47	48	26	.496
10	Hal Laycoe	156	44	96	16	.333
11	Tom Renney	101	39	53	9	.386
12	Orland Kurtenbach	125	36	62	27	.396
13	Mike Keenan	108	36	54	18	.416
14	Vic Stasiuk	78	22	47	9	.340
15	Bill McCreary	41	9	25	7	.304
16	Bill LaForge	20	4	14	2	.250

(\* Bracket shows Regulation Ties)

### PLAYOFFS

GC	W	L	PCT
31	12	19	.387
14	3	11	.214
61	31	30	.508
7	3	4	.428
7	1	6	.142
3	0	3	.000
21	12	9	.571
12	5	7	.471
11	4	7	.364
-	-	-	-
-	-	-	-
-	-	-	-
-	-	-	-
-	-	-	-
-	-	-	-

## SEASON-BY-SEASON COACHING RECORDS

### REGULAR SEASON

Year	Coach	GC	W	L	T/OT	PTS	PCT
2006-07	Alain Vigneault	82	49	26	7	105	.640
2005-06	Marc Crawford	82	42	32	8	92	.561
2004-05	Marc Crawford	-	-	-	-	-	-
2003-04	Marc Crawford	82	43	24	10(5)	101	.585
2002-03	Marc Crawford	82	45	23	13(1)	104	.628
2001-02	Marc Crawford	82	42	30	7(3)	94	.554
2000-01	Marc Crawford	82	36	35	11(7)	90	.506
1999-00	Marc Crawford	82	30	37	15(8)	83	.457
1998-99	Marc Crawford	37	8	23	6	22	.297
	Mike Keenan	45	15	24	6	36	.400
1997-98	Mike Keenan	63	21	30	12	54	.429
	Tom Renney	19	4	13	2	10	.263
1996-97	Tom Renney	82	35	40	7	77	.470
1995-96	Pat Quinn	6	3	3	0	6	.500
	Rick Ley	76	29	32	15	73	.480
1994-95	Rick Ley	45	18	16	11	47	.522
1993-94	Pat Quinn	84	41	40	3	85	.506
1992-93	Pat Quinn	84	46	29	9	101	.601
1991-92	Pat Quinn	80	42	26	12	96	.600
1990-91	Pat Quinn	26	9	13	4	22	.423
	Bob McCammon	54	19	30	5	43	.398
1989-90	Bob McCammon	80	25	41	14	64	.400
1988-89	Bob McCammon	80	33	39	8	74	.462
1987-88	Bob McCammon	80	25	46	9	59	.368
1986-87	Tom Watt	80	29	43	8	66	.413
1985-86	Tom Watt	80	23	44	13	59	.369
1984-85	Harry Neale	60	21	32	7	49	.408
	Bill LaForge	20	4	14	2	10	.250
1983-84	Harry Neale	32	15	13	4	34	.531
	Roger Neilson	48	17	26	5	39	.405
1982-83	Roger Neilson	80	30	35	14	75	.469
1981-82	Roger Neilson	5	4	0	1	9	.900
	Harry Neale	75	26	33	16	68	.481
1980-81	Harry Neale	80	28	32	20	76	.475
1979-80	Harry Neale	80	27	37	16	70	.481
1978-79	Harry Neale	80	25	42	13	63	.394
1977-78	Orland Kurtenbach	80	20	43	17	57	.356
1976-77	Orland Kurtenbach	45	16	19	10	42	.467
	Phil Maloney	35	9	23	3	21	.300
1975-76	Phil Maloney	80	33	32	15	81	.506
1974-75	Phil Maloney	80	38	32	10	86	.538
1973-74	Phil Maloney	37	15	18	4	34	.460
	Bill McCreary	41	9	25	7	25	.304
1972-73	Vic Stasiuk	78	22	47	9	51	.340
1971-72	Hal Laycoe	78	20	50	8	48	.308
1970-71	Hal Laycoe	78	24	46	8	56	.359

### PLAYOFFS

GC	W	L	PCT
12	5	7	.417
-	-	-	-
-	-	-	-
7	3	4	.428
14	7	7	.500
6	2	4	.333
4	0	4	.000
-	-	-	-
-	-	-	-
-	-	-	-
-	-	-	-
6	2	4	.333
-	-	-	-
-	-	-	-
11	4	7	.364
24	15	9	.625
12	6	6	.500
13	6	7	.461
6	2	4	.333
-	-	-	-
-	-	-	-
-	-	-	-
7	3	4	.428
-	-	-	-
-	-	-	-
-	-	-	-
3	0	3	.000
-	-	-	-
-	-	-	-
4	1	3	.250
17	11	6	.647
-	-	-	-
3	0	3	.000
4	1	3	.250
3	1	2	.333
-	-	-	-
-	-	-	-
-	-	-	-
5	1	4	.200
-	-	-	-
-	-	-	-
-	-	-	-
-	-	-	-
-	-	-	-

## GENERAL MANAGERS HISTORY

YEAR	GM
1970-71 to 1972-73	Norman Robert Poile
1973-74	Hal Laycoe
1974-75 to 1976-77	Phil Maloney
1977-78 to 1981-82	Jake Milford
1982-83 to 1984-85	Harry Neale
1985-86 to 1986-87	Jack Gordon
1987-88 to 1997-98	Pat Quinn
1998-99 to 2003-04	Brian Burke
2004-05 to Present	Dave Nonis

## CANUCKS CAPTAINS

YEAR	CAPTAIN
1970-71	Orland Kurtenbach
1971-72	Orland Kurtenbach
1972-73	Orland Kurtenbach
1973-74	Orland Kurtenbach
1974-75	Alternates only
1975-76	Andre Boudrias
1976-77	Chris Oddleifson
1977-78	Don Lever
1978-79	Don Lever, Kevin McCarthy
1979-80	Kevin McCarthy
1980-81	Kevin McCarthy
1981-82	Kevin McCarthy
1982-83	Stan Smyl
1983-84	Stan Smyl
1984-85	Stan Smyl
1985-86	Stan Smyl
1986-87	Stan Smyl
1987-88	Stan Smyl
1988-89	Stan Smyl

YEAR	CAPTAIN
1989-90	Stan Smyl
1990-91	Trevor Linden, Doug Lidster, Dan Quinn
1991-92	Trevor Linden
1992-93	Trevor Linden
1993-94	Trevor Linden
1994-95	Trevor Linden
1995-96	Trevor Linden
1996-97	Trevor Linden
1997-98	Mark Messier
1998-99	Mark Messier
1999-00	Mark Messier
2000-01	Markus Naslund
2001-02	Markus Naslund
2002-03	Markus Naslund
2003-04	Markus Naslund
2004-05	Markus Naslund
2005-06	Markus Naslund
2006-07	Markus Naslund

## ATTENDANCE RECORDS

SEASON	TOTAL	GAMES	AVERAGE
1970-71	598,591	39	15,577
1971-72	596,078	39	15,284
1972-73	619,726	39	15,890
1973-74	613,420	39	15,729
1974-75	625,203	40	15,630
1975-76	631,907	40	15,798
1976-77	621,890	40	15,547
1977-78	604,924	40	15,123
1978-79	544,893	40	13,622
1979-80	571,723	40	14,293
1980-81	581,350	40	14,534
1981-82	514,305	40	12,858
1982-83	568,240	40	14,206
1983-84	545,059	40	13,626
1984-85	445,872	40	11,147
1985-86	417,823	40	10,446
1986-87	416,252	40	10,406
1987-88	440,095	40	11,002
1988-89	550,280	40	13,772

SEASON	TOTAL	GAMES	AVERAGE
1989-90	616,715	40	15,417
1990-91	606,036	40	15,150
1991-92	630,755	40	15,768
1992-93	632,138	41	15,418
1993-94	624,272	41	15,226
1994-95	334,379	24	13,932
1995-96	729,629	41	17,795
1996-97	710,136	41	17,320
1997-98	684,748	40	17,119
1998-99	647,913	41	15,803
1999-00	600,612	41	14,649
2000-01	697,717	41	17,017
2001-02	726,226	41	17,713
2002-03	754,247	41	18,396
2003-04	763,830	41	18,630
2004-05	-	-	-
2005-06	763,830	41	18,630
2006-07	763,830	41	18,630*

\*Through the 2006-07 Playoffs Vancouver held a streak of 174 consecutive sell-outs.

# REGULAR SEASON RECORD IN OVERTIME GAMES

**OVERALL RECORD: 90-38-258**

**HOME RECORD: 51-17-134 ROAD RECORD: 39-21-124**

Year	Goal Scorer	Date	Time	Score	Opponent	Goalie
1983-84 (3-4-9)	Patrik Sundstrom	Oct 28	1:03	5-4	vs Hartford	Greg Millen
	Eddie Beers	Oct 30	4:02	3-4	@ Calgary	Richard Brodeur
	Bengt Gustafsson	Nov 4	1:01	4-5	@ Washington	Richard Brodeur
	Marcel Dionne	Dec 26	1:00	4-5	vs Los Angeles	Frank Caprice
	Doug Risebrough	Feb 23	3:33	2-3	@ Calgary	Frank Caprice
	Rick Lanz	Mar 9	2:18	4-3	vs Chicago	Murray Bannerman
	Tony Tanti	Mar 23	3:16	4-3	@ Winnipeg	Doug Soetaert
1984-85 (7-1-9)	Gary Lupul	Oct 13	1:10	6-5	@ Los Angeles	Darren Elliot
	Peter McNab	Dec 8	1:24	3-2	vs Edmonton	Grant Fuhr
	Ken Linseman	Dec 15	0:33	1-2	@ Boston	Richard Brodeur
	Jere Gillis	Jan 15	1:54	6-5	vs NY Islanders	Billy Smith
	Tony Tanti	Jan 30	4:43	5-4	vs Montreal	Steve Penney
	Petri Skriko	Feb 1	1:11	4-3	vs Hartford	Steve Weeks
	Thomas Gradin	Feb 16	0:26	3-2	vs Boston	Pete Peeters
	J. M. Lanthier	Mar 3	2:47	7-6	@ Hartford	Mike Liut
1985-86 (1-2-13)	Joe Mullen	Nov 16	2:09	5-6	@ St. Louis	Frank Caprice
	Jim Peplinski	Jan 9	0:13	4-5	@ Calgary	Wendell Young
	Dave Lowry	Mar 28	4:28	2-1	vs Los Angeles	Roland Melanson
1986-87 (2-0-8)	David Bruce	Jan 7	1:26	3-2	@ Montreal	Brian Hayward
	Tony Tanti	Mar 20	1:03	6-5	vs Winnipeg	Pokey Reddick
1987-88 (0-2-9)	Charlie Huddy	Oct 23	2:51	4-5	vs Edmonton	Kirk McLean
	Ray Bourque	Dec 17	2:16	2-3	@ Boston	Kirk McLean
1988-89 (2-4-8)	Laurie Boschman	Oct 14	2:14	3-4	@ Winnipeg	Kirk McLean
	Mike Ridley	Oct 25	2:55	3-4	vs Washington	Steve Weeks
	Petri Skriko	Nov 5	0:34	3-2	@ Hartford	Mike Liut
	Joe Nieuwendyk	Dec 26	3:04	2-3	vs Calgary	Troy Gamble
	Kelly Kisio	Jan 21	1:59	4-5	vs NY Rangers	Kirk McLean
	Jim Sandlak	Feb 23	4:42	2-1	vs Toronto	Allan Bester
1989-90 (2-5-14)	Greg Paslawski	Nov 8	0:46	2-3	@ Winnipeg	Steve Weeks
	V. Damphousse	Nov 29	3:48	2-3	vs Toronto	Kirk McLean
	Bernie Nicholls	Dec 6	2:51	4-5	@ Los Angeles	Kirk McLean
	Jamie Macoun	Dec 20	4:46	1-2	@ Calgary	Kirk McLean
	Dan Quinn	Jan 18	3:39	3-2	@ Philadelphia	Ken Wregget
	Theoren Fleury	Feb 1	4:51	3-4	@ Calgary	Steve Weeks
	Jyrki Lumme	Mar 15	2:19	6-5	@ St. Louis	Curtis Joseph
1990-91 (3-3-9)	Tim Sweeney	Oct 4	1:07	2-3	@ Calgary	Kirk McLean
	Petri Skriko	Oct 14	1:32	5-4	vs Edmonton	Bill Ranford
	Joe Sakic	Dec 10	4:05	2-3	vs Quebec	Kirk McLean
	Murray Baron	Mar 13	3:09	4-5	vs Philadelphia	Troy Gamble
	Geoff Courtall	Mar 17	1:15	5-4	vs Los Angeles	Daniel Berthiaume
	Geoff Courtall	Mar 28	1:49	3-2	vs Winnipeg	Bob Essensa
1991-92 (4-1-12)	Geoff Courtall	Oct 8	3:32	3-2	@ Winnipeg	Bob Essensa
	Dave Babych	Nov 22	2:14	6-5	vs Calgary	Mike Vernon
	Tom Fergus	Jan 25	2:12	1-0	@ St. Louis	Curtis Joseph
	Ray Ferraro	Feb 6	2:48	4-5	vs NY Islanders	Troy Gamble
	Pavel Bure	Feb 23	2:52	2-1	vs Boston	Andy Moog
1992-93 (1-0-9)	Geoff Courtall	Apr 7	1:33	5-4	vs Edmonton	Ron Tugnutt
1993-94 (5-4-3)	Geoff Courtall	Oct 24	0:28	3-2	vs San Jose	Arturs Irbe
	Sergei Fedorov	Nov 24	1:18	4-5	vs Detroit	Kirk McLean
	Dixon Ward	Nov 29	0:15	2-1	vs Chicago	Ed Belfour
	Gilbert Dionne	Dec 6	3:21	3-4	@ Montreal	Kirk McLean
	Cliff Ronning	Dec 9	0:37	3-2	@ Boston	Jon Casey
	Pavel Bure	Jan 24	0:54	5-4	vs Edm (@SK)	Bill Ranford
	Dave Gagner	Jan 27	3:36	2-3	vs Dallas	Kirk McLean
	Paul Broten	Mar 20	0:18	1-2	@ Dallas	Kay Whitmore
	Murray Craven	Mar 28	3:57	3-2	vs Toronto	Felix Potvin
1994-95 (0-1-12)	Murray Craven	Apr 25	2:00	3-4	vs Chicago	Kirk McLean
1995-96 (1-4-15)	Petr Klima	Nov 18	2:06	4-5	@ Tampa Bay	Kirk McLean
	Chris Therien	Nov 19	0:32	2-3	@ Philadelphia	Kirk McLean
	Alex Hicks	Jan 24	1:34	1-2	vs Anaheim	Corey Hirsch
	Steve Thomas	Jan 30	3:46	2-3	vs New Jersey	Corey Hirsch



# REGULAR SEASON RECORD IN OVERTIME GAMES



Year	Goal Scorer	Date	Time	Score	Opponent	Goalie
1996-97 (5-2-7)	Russ Courtnall	Feb 9	0:21	3-2	@ Edmonton	Fred Brathwaite
	Rick Tocchet	Oct 14	4:45	4-5	@ Boston	Kirk McLean
	Esa Tikkanen	Nov 1	0:42	5-4	vs Edmonton	Curtis Joseph
	Bryan McCabe	Nov 13	0:45	4-5	@ NY Islanders	Corey Hirsch
	Chris Joseph	Nov 21	3:51	2-1	@ Chicago	Jeff Hackett
	Mike Sillinger	Dec 4	3:38	7-6	@ Buffalo	Dominik Hasek
	Alex Mogilny	Jan 22	1:24	4-3	@ Chicago	Jeff Hackett
	Jyrki Lumme	Jan 30	1:30	2-1	vs NY Islanders	Tommy Salo
	Kevin Hatcher	Oct 25	0:41	2-3	vs Pittsburgh	Kirk McLean
	Rob Brown	Nov 1	3:52	6-7	@ Pittsburgh	Kirk McLean
1997-98 (0-3-14)	Greg Johnson	Nov 22	1:22	4-5	vs Chicago	Kirk McLean
	Jaromir Jagr	Feb 11	1:21	5-6	@ Pittsburgh	Corey Hirsch
1998-99 (0-1-12)						
1999-00 (4-9-15)	Valeri Bure	Oct 13	3:05	3-4	vs Calgary	Garth Snow
	Mark Messier	Oct 19	0:43	6-5	@ Tampa Bay	Dan Cloutier
	Todd Bertuzzi	Dec 2	1:51	3-2	vs Edmonton	Tommy Salo
	Milan Hejduk	Dec 12	1:36	2-3	vs Colorado	Kevin Weekes
	Adam Burt	Dec 29	2:34	2-3	vs Philadelphia	Garth Snow
	Sylvain Cote	Jan 12	3:16	2-3	@ Chicago	Felix Potvin
	Mark Messier	Jan 13	3:29	4-3	@ Nashville	Mike Dunham
	Steve Thomas	Jan 17	4:55	4-5	vs Toronto	Felix Potvin
	Ethan Moreau	Jan 25	4:00	4-5	vs Edmonton	Garth Snow
	Mattias Ohlund	Feb 9	1:22	4-3	vs Calgary	Fred Brathwaite
	Mats Sundin	Mar 6	3:13	5-6	vs Toronto	Felix Potvin
	Jozef Stumpel	Mar 13	3:53	2-3	@ Los Angeles	Felix Potvin
	Rem Murray	Apr 7	4:01	4-5	vs Edmonton	Felix Potvin
	Ed Jovanovski	Oct 6	2:20	4-3	@ Florida	Trevor Kidd
	Jeremy Roenick	Oct 21	0:16	2-3	vs Phoenix	Felix Potvin
	Andrei Nikolishin	Nov 22	4:17	2-3	@ Washington	Felix Potvin
	Anson Carter	Dec 20	2:41	2-3	@ Edmonton	Bob Essensa
	Milan Hejduk	Dec 23	3:59	2-3	@ Colorado	Felix Potvin
	Mattias Ohlund	Jan 30	1:43	3-2	vs Minnesota	Jamie McLennan
	Adam Oates	Feb 14	4:19	3-4	vs Washington	Dan Cloutier
	Brendan Morrison	Feb 17	0:58	6-5	@ Edmonton	Tommy Salo
	Mattias Ohlund	Mar 2	3:40	3-2	vs St. Louis	Brent Johnson
2000-01 (5-7-11)	Aaron Gavey	Mar 4	2:26	3-4	vs Minnesota	Dan Cloutier
	Shane Doan	Mar 8	0:38	2-3	@ Phoenix	Bob Essensa
	Harold Druken	Apr 5	3:19	3-2	vs Los Angeles	Felix Potvin
	Ed Jovanovski	Dec 12	4:06	1-0	@ Anaheim	J.S. Giguere
	Kris Draper	Jan 9	2:26	4-5	@ Detroit	Peter Skudra
	Glen Murray	Feb 12	2:03	1-2	vs Boston	Peter Skudra
	Mike Modano	Feb 28	4:59	3-4	vs Dallas	Dan Cloutier
	Mattias Ohlund	Mar 17	3:04	3-2	@ New Jersey	Martin Brodeur
	Andrew Cassels	Mar 28	4:20	4-3	vs Columbus	Marc Denis
	Brendan Morrison	Apr 5	2:23	5-4	vs Minnesota	Dwayne Roloson
2002-03 (5-1-13)	Todd Bertuzzi	Dec 4	0:56	3-2	@ New Jersey	Martin Brodeur
	Markus Naslund	Dec 21	2:20	4-3	vs Edmonton	Tommy Salo
	Brendan Morrison	Feb 13	1:58	2-1	vs Colorado	Patrick Roy
	Marek Malik	Feb 18	3:02	4-3	@ Detroit	Curtis Joseph
	Brendan Morrison	Feb 22	1:22	3-2	@ Edmonton	Tommy Salo
	Rick Nash	Mar 6	2:02	4-5	@ Columbus	Alex Auld
	Simon Gagne	Nov 13	1:47	3-4	@ Philadelphia	Johan Hedberg
	Brian Rolston	Nov 15	4:15	1-2	@ Boston	Dan Cloutier
	Mattias Ohlund	Nov 18	3:02	5-4	vs Montreal	Jose Theodore
	Sami Salo	Nov 20	2:59	3-2	vs Chicago	Craig Anderson
2003-04 (11-5-10)	Markus Naslund	Nov 27	4:13	3-2	@ Ottawa	Patrick Lalime
	Markus Naslund	Dec 9	0:24	4-3	vs Pittsburgh	Marc-Andre Fleury
	Markus Naslund	Dec 14	4:13	2-1	vs Carolina	Jaime Storr
	Brendan Morrison	Dec 16	1:19	2-1	@ Nashville	Tomas Vokoun
	Todd Bertuzzi	Dec 31	4:32	4-3	@ Chicago	Michael Leighton
	Markus Naslund	Jan 21	4:39	5-4	vs Tampa Bay	Nikolai Khabibulin
	Adrian Ancoino	Feb 3	0:36	4-5	@ NY Islanders	Johan Hedberg
	Eric Brewer	Feb 21	3:56	3-4	@ Edmonton	Dan Cloutier
	Brent Sopel	Feb 26	2:14	3-2	vs San Jose	Vesa Toskala
	Geoff Sanderson	Mar 12	4:27	4-3	@ Edmonton	Jussi Markkanen
	Tyler Arnason	Mar 19	1:44	3-4	@ Chicago	Alex Auld
	Brendan Morrison	Mar 27	0:40	3-2	vs Dallas	Ron Tugnutt

# REGULAR SEASON OVERTIME RECORDS

Year	Goal Scorer	Date	Time	Score	Opponent	Goalie
2004-05	-	-	-	-	-	-
2005-06 (8-4-4)	Raffi Torres	Oct. 8	SO	3-4	@ Edmonton	Dan Cloutier
	Ian Laperriere	Oct. 29	1:55	3-4	@ Colorado	Alex Auld
2006-07 (17-3-4)	Daniel Sedin	Dec. 9	SO	3-2	vs Ottawa	Dominik Hasek
	Michael Peca	Dec. 17	4:08	4-5	vs Edmonton	Maxime Ouellet
	Alexander Frolov	Dec. 19	SO	3-4	vs Los Angeles	Alex Auld
	Steven Reinprecht	Dec. 23	SO	5-6	vs Calgary	Alex Auld
	Brendan Morrison	Jan. 7	2:53	4-3	vs Calgary	Miikka Kiprusoff
	Jarkko Ruutu	Jan. 28	SO	4-3	@ Colorado	David Aebischer
	Daniel Sedin	Feb. 12	1:26	3-2	vs Minnesota	Manny Fernandez
	Markus Naslund	Mar. 3	SO	5-4	@ Chicago	Craig Anderson
	David Legwand	Mar. 9	0:06	2-3	vs Nashville	Alex Auld
	Todd Bertuzzi	Mar. 23	SO	4-3	vs Edmonton	Dwayne Roloson
	Mikko Koivu	Mar. 31	SO	1-2	vs Minnesota	Alex Auld
	Ed Jovanovski	Apr. 8	2:27	3-2	vs Calgary	Miikka Kiprusoff
	Christian Ehrhoff	Apr. 12	0:34	4-5	vs San Jose	Alex Auld
	Brendan Morrison	Apr. 15	4:23	4-3	vs Colorado	Jose Theodore
	Daniel Sedin	Oct. 6	0:31	3-2	@ Columbus	Pascal LeClaire
	Petteri Nummelin	Oct. 10	SO	1-2	@ Minnesota	Roberto Luongo
	Sami Salo	Oct. 20	4:59	3-2	@ St. Louis	Curtis Sanford
	Lukas Krajicek	Oct. 21	2:32	4-3	@ Nashville	Tomas Vokoun
	Markus Naslund	Oct. 27	SO	3-2	vs Washington	Olaf Kolzig
	Brendan Morrison	Nov. 22	3:01	4-3	@ Detroit	Dominik Hasek
	Daniel Sedin	Dec. 8	3:02	4-3	vs Carolina	Cam Ward
	Sami Salo	Dec. 27	2:46	6-5	vs Calgary	Miikka Kiprusoff
	Ryan Kesler	Jan. 3	SO	2-1	vs Dallas	Marty Turco
	Matt Cooke	Jan. 5	1:24	3-2	vs Edmonton	Dwayne Roloson
	Josh Green	Jan. 7	SO	4-3	vs Florida	Ed Belfour
	Ales Kotalik	Jan. 19	SO	3-4	@ Buffalo	Dany Sabourin
	Alexander Frolov	Jan. 26	1:48	2-3	vs Los Angeles	Roberto Luongo
	Nikolai Zherdev	Jan. 30	SO	2-3	vs Columbus	Roberto Luongo
	Sami Salo	Feb. 14	4:20	3-2	@ Minnesota	Niklas Backstrom
	Trevor Linden	Feb. 16	SO	2-1	@ Chicago	Patrick Lalime
	Daniel Sedin	Feb. 20	2:19	3-2	@ Anaheim	J.S. Giguere
	Jere Lehtinen	Feb. 25	4:17	1-2	@ Dallas	Roberto Luongo
	Daniel Sedin	Mar. 4	SO	4-3	vs Minnesota	Niklas Backstrom
	Henrik Sedin	Mar. 9	3:30	2-1	@ San Jose	Evgeni Nabokov
	Brent Burns	Mar. 13	4:24	2-3	vs Minnesota	Roberto Luongo
	Daniel Sedin	Mar. 15	1:09	3-2	vs St. Louis	Curtis Sanford
	Brett McLean	Mar. 25	SO	4-5	vs Colorado	Roberto Luongo
	Mattias Ohlund	Apr. 7	0:34	4-3	@ San Jose	Evgeni Nabokov

Rk	Player	GP	G	A	PTS	PIM
1	<b>T. Linden</b>	<b>1081</b>	<b>311</b>	<b>410</b>	<b>721</b>	<b>715</b>
2	<b>M. Naslund</b>	<b>802</b>	<b>321</b>	<b>380</b>	<b>701</b>	<b>568</b>
3	S. Smyl	896	262	411	673	1556
4	T. Gradin	613	197	353	550	280
5	P. Bure	428	254	224	478	280
6	T. Tanti	531	250	220	470	489
7	T. Bertuzzi	518	188	261	449	822
8	D. Lever	593	186	221	407	354
9	A. Boudrias	458	121	267	388	140
10	P. Skriko	472	171	202	373	221
11	G. Adams	489	179	190	369	154
12	<b>B. Morrison</b>	<b>504</b>	<b>127</b>	<b>241</b>	<b>368</b>	<b>308</b>
13	P. Sundstrom	374	133	209	342	181
14	C. Ronning	366	112	216	328	183
T-15	J. Lumme	579	83	238	321	345
	D. Kearns	677	31	290	321	386
17	D. Lidster	666	65	244	309	526
18	A. Mogilny	312	139	169	308	144
19	<b>D. Sedin</b>	<b>478</b>	<b>119</b>	<b>187</b>	<b>306</b>	<b>178</b>
20	D. Verveygaert	409	139	165	304	177
21	<b>H. Sedin</b>	<b>482</b>	<b>72</b>	<b>230</b>	<b>302</b>	<b>266</b>
22	<b>M. Ohlund</b>	<b>635</b>	<b>78</b>	<b>198</b>	<b>276</b>	<b>572</b>
23	C. Oddleifson	469	85	180	265	439
24	G. Courtinall	292	102	144	246	495
25	D. Rota	289	120	116	236	453
26	E. Jovanovski	434	57	177	234	536
27	R. Lanz	417	56	171	227	331
T-28	J. Sandlak	509	104	117	221	789
	R. Blight	324	96	125	221	168
30	B. Schmaltz	285	108	104	212	428
31	C. Fraser	348	92	114	206	651
32	K. McCarthy	352	51	148	199	388
33	B. Pederson	233	60	137	197	174
34	H. Snepsts	781	35	160	195	1446
35	G. O'Flaherty	435	98	95	193	166
36	B. Lalonde	353	72	117	189	185
37	<b>M. Cooke</b>	<b>505</b>	<b>76</b>	<b>111</b>	<b>187</b>	<b>561</b>
38	I. Boldirev	216	80	104	184	105
39	R. Sedlbauer	325	108	69	177	170
40	M. Gelinas	258	90	81	171	163
41	A. Cassels	198	40	128	168	48
42	D. Williams	312	83	82	165	1324
T-43	O. Kurtenbach	229	62	101	163	200
	D. Halward	324	45	118	163	389
T-45	M. Lemay	279	70	92	162	367
	M. Messier	207	52	110	162	121
47	J. Gould	218	82	76	158	53
48	D. Babych	409	23	131	154	253
49	G. Lupul	293	70	75	145	243
50	I. Lariionov	210	51	92	143	88
51	S. Momesso	269	68	73	141	655
T-52	G. Monahan	287	58	82	140	166
	G. Butcher	610	33	107	140	1668
54	J. Gillis	309	63	75	138	210
55	D. Tallon	222	44	93	137	219
T-56	B. Bradley	193	51	81	132	155
	J. Guevremont	227	44	88	132	124
58	B. Dailey	257	38	93	131	417
59	B. Sopol	322	33	97	130	139
60	<b>S. Salo</b>	<b>279</b>	<b>40</b>	<b>86</b>	<b>126</b>	<b>96</b>
61	P. Nedved	222	63	61	124	152
T-62	W. Maki	180	50	73	123	148
	I. Hlinka	137	42	81	123	28
T-64	R. Sutter	291	61	61	122	533
	L. Lindgren	335	23	99	122	292
66	A. Aucoin	341	49	71	120	224
67	J. Bubla	256	17	101	118	202
68	P. Reinhart	131	24	90	114	74
69	M. Walton	115	44	69	113	71
T-70	T. Klatt	313	51	60	111	87
	R. Courtinall	141	39	72	111	68
72	C. Neely	201	51	53	104	320
T-73	D. Brashear	388	50	53	103	1159
	H. Graves	196	42	61	103	49

Rk	Player	GP	G	A	PTS	PIM
75	B. Hedican	310	17	85	102	202
76	P.O. Brasar	181	37	63	100	21
T-77	G. Odjick	444	46	52	98	2127
	L. Molin	172	33	65	98	37
79	R. Paiement	146	44	47	91	269
T-80	S. Bozek	191	46	44	90	118
	R. Lemieux	192	29	61	90	68
	B. Wilkins	276	21	69	90	458
83	P. Bordeleau	183	33	56	89	47
84	D. Murzyn	452	23	65	88	900
85	S. Tambellini	161	42	45	87	34
86	D. Quinn	101	34	49	83	73
87	M. Petit	226	24	57	81	373
88	J. Slegers	154	12	65	77	235
89	P. Schaefer	178	36	39	75	50
90	M. Ridley	112	26	47	73	71
T-91	P. Martin	131	27	45	72	60
	G. Diduck	265	17	55	72	548
93	M. Hall	109	27	44	71	28
94	J. Benning	241	15	55	70	172
95	B. Manno	163	13	55	68	115
96	G. Boddy	273	23	44	67	263
T-97	M. Craven	88	15	50	65	42
	A. Plavsky	182	13	52	65	147
99	E. Tikkanen	100	25	39	64	80
100	D. Tannahill	111	30	33	63	25
101	R. Nordmark	169	10	52	62	194
T-102	M. Sillinger	138	28	32	60	31
	M. Robitaille	174	10	50	60	121
T-104	D. Ward	103	28	31	59	119
	G. Valk	172	24	35	59	200
106	<b>A. Chubarov</b>	<b>228</b>	<b>25</b>	<b>33</b>	<b>58</b>	<b>40</b>
107	R. Kron	144	24	33	57	37
T-108	B. May	225	29	27	56	380
	H. Druken	118	27	29	56	30
	M. Corrigan	95	24	32	56	128
T-111	A. Carter	81	33	22	55	41
	P. McNab	88	24	31	55	20
	J.J. Daigneault	131	9	46	55	114
T-114	B.J. MacDonald	88	26	28	54	32
	D. Scatchard	179	26	28	54	329
	J. Brown	72	10	44	54	44
117	B. Peterson	146	15	38	53	171
118	D. Capuano	88	16	36	52	52
119	J. Ruutu	267	23	28	51	453
120	M. Crawford	176	19	31	50	229
T-121	T. Taylor	125	20	29	49	141
	D. Hodgson	74	16	33	49	52
T-123	B. Ashton	124	23	25	48	68
	B. Muckalt	106	20	28	48	115
	T. Fergus	80	19	29	48	37
	<b>K. Bieksa</b>	<b>120</b>	<b>12</b>	<b>36</b>	<b>48</b>	<b>211</b>
127	R. Oksijoki	68	21	25	46	44
T-128	<b>R. Kesler</b>	<b>158</b>	<b>18</b>	<b>26</b>	<b>44</b>	<b>135</b>
	N. Belland	106	13	31	44	54
	A. Semenov	62	10	34	44	28
	S. Walker	197	10	34	44	302
	M. Baron	383	10	34	44	375
T-133	D. Balon	116	22	21	43	43
	J. Wright	91	13	30	43	43
135	T. Letowski	120	18	24	42	51
T-136	D. Bruce	143	23	18	41	245
	J. Beranek	95	14	27	41	88
T-138	D. Lowry	165	19	21	40	357
	J. Nill	124	17	23	40	219
	N. Baumgartner	87	6	34	40	36
T-141	J. Butler	128	19	20	39	96
	T. Pratt	176	9	30	39	261
T-143	<b>T. Pyatt</b>	<b>76</b>	<b>23</b>	<b>14</b>	<b>37</b>	<b>42</b>
	M. Kirton	119	23	14	37	27
	R. Delorme	210	17	20	37	383
	M. Malik	147	10	27	37	97
147	B. Gassoff	122	19	17	36	163
T-148	A. DeMarco	95	13	22	35	23

# ALL-TIME SCORING

Rk	Player	GP	G	A	PTS	PIM	Rk	Player	GP	G	A	PTS	PIM
	J. Grisdale	199	3	32	35	266		D. Gagner	33	2	12	14	24
T-150	B. Derlago	63	15	19	34	29		R. Eriksson	35	2	12	14	4
	W. Connelly	53	14	20	34	12	T-225	D. Hendrickson	67	7	6	13	36
	A. MacAdam	80	14	20	34	27		R. Summanen	19	6	7	13	2
	V. Krutov	61	11	23	34	20		J. Green	90	6	7	13	39
	P. Popiel	116	11	23	34	97		J. Holden	46	4	9	13	12
T-155	R. Cullen	70	12	21	33	42		J. McIntyre	90	3	10	13	75
	D. Dunn	69	11	22	33	87		B. Murray	90	3	10	13	42
	H. York	103	11	22	33	40		J. Hughes	52	2	11	13	181
	B. McCabe	95	8	25	33	184		G. Doak	82	2	11	13	135
T-159	L. Rochefort	87	18	14	32	2		A. Schiebener	84	2	11	13	74
	J.M. Lanthier	105	16	16	32	29		L. Carriere	56	1	12	13	66
	B. Allen	216	14	18	32	288	235	M. Peca	37	6	6	12	32
	G. Minor	140	11	21	32	173	T-236	C. Ruutu	25	5	6	11	23
	L. Rohlin	96	8	24	32	40		R. Stern	97	5	6	11	480
T-164	P. Zezel	66	11	20	31	18		I. Kidd	20	4	7	11	25
	C. Cox	177	10	21	31	535		J. Korab	31	4	7	11	64
166	D. Johnson	77	16	14	30	16		B. Convery	19	2	9	11	8
T-167	D. Roberts	71	11	18	29	51		A. Eldebrink	43	2	9	11	21
	G. Hawgood	95	7	22	29	32		<b>W. Mitchell</b>	<b>62</b>	<b>1</b>	<b>10</b>	<b>11</b>	<b>45</b>
T-169	L. Goodenough	113	7	21	28	75	<b>T-243</b>	<b>J. Cowan</b>	<b>42</b>	<b>7</b>	<b>3</b>	<b>10</b>	<b>93</b>
T-170	S. Kariya	65	9	18	27	32		R. Murphy	73	6	4	10	100
	R. Dirk	217	9	18	27	401		N. LaFayette	38	5	5	10	6
	C. Joseph	101	5	22	27	68		J. Wiley	36	4	6	10	6
	T. Kurvers	32	4	23	27	20		B. Robertsson	69	4	6	10	37
T-174	L. Bohonos	70	13	13	26	10		G. Sanderson	22	3	7	10	4
	C. Alexander	32	8	18	26	6	T-249	G. Richardson	24	3	6	9	19
	D. Wickenheiser	80	7	19	26	36		M. Wotton	42	3	6	9	19
T-177	G. Meehan	57	10	15	25	4	T-251	R. Tudor	26	4	4	8	19
	B. Noonan	82	10	15	25	62		K. Berry	27	4	4	8	11
	S. Lachance	157	4	21	25	96		J. Kurtz	27	3	5	8	14
T-180	B. Boyd	62	7	17	24	64		B. Maxwell	30	1	7	8	28
	J. McIlhargey	167	6	18	24	403		S. Kannegiesser	42	1	7	8	36
T-182	J. LeBlanc	43	13	10	23	18		J. Hargreaves	66	1	7	8	105
	J. Bulis	79	12	11	23	70		J. Namestnikov	33	0	8	8	14
	J. King	55	12	11	23	8		R. Brodeur (G)	377	0	8	8	24
	J. Hlavac	55	10	13	23	16	T-259	D. Jackson	15	6	1	7	13
	D. Pederson	102	8	15	23	98		M. Bridgman	15	4	3	7	10
	D. Richter	127	4	19	23	396		B. Smolinski	20	4	3	7	8
T-188	R. Vaive	47	13	8	21	111		G. Rizzuto	37	3	4	7	16
	<b>A. Burrows</b>	<b>124</b>	<b>10</b>	<b>11</b>	<b>21</b>	<b>154</b>		D. Kozak	28	2	5	7	30
	L. Melnyk	190	5	16	21	246		J. Dowd	38	1	6	7	6
	K. McLean (G)	516	0	21	21	54	T-266	R. Fitzpatrick	58	1	6	7	46
T-192	B. McSheffrey	87	13	7	20	44		G.C. Adams	12	4	2	6	35
	R. Walter	92	9	11	20	59		B. Reid	13	2	4	6	0
	R. Stewart	53	8	12	20	4		D. Kesa	19	2	4	6	18
	D. Saunders	56	7	13	20	10		J. Mair	23	2	4	6	10
	J. Schella	115	2	18	20	224		S. McCarthy	51	2	4	6	43
197	J. Strudwick	243	4	15	19	374		R. Ward	71	2	4	6	4
T-198	J. Mazur	47	11	7	18	20		D. Seguin	26	1	5	6	46
	R. Park	60	8	10	18	29		T. Santala	30	1	5	6	24
	T. Hunter	176	8	10	18	512		D. Logan	40	1	5	6	122
	K. Guy	114	5	13	18	105	T-275	H. Vasiljevs	18	3	2	5	2
	P. Quinn	133	4	14	18	212		B. Wilcox	33	3	2	5	15
T-203	M. Keane	64	8	9	17	20		W. Brookbank	52	3	2	5	176
	J. Carson	34	7	10	17	22		S. Nemchinov	6	2	3	5	4
	C. Campbell	89	1	16	17	206		B. Loney	12	2	3	5	6
T-206	T. Currie	38	9	7	16	4		T. Bouc	36	2	3	5	60
	J. Charbonneau	46	8	8	16	55		D. Berehowsky	39	2	3	5	39
	D. Sanderson	16	7	9	16	30		C. McAllister	64	2	3	5	169
	T. Hall	34	7	9	16	25		J. Cullimore	64	2	3	5	62
	B. Helmer	62	7	9	16	81		R. Gregg	21	1	4	5	24
	T. Warriner	44	6	10	16	34		C. O'Sullivan	11	0	5	5	2
	M. Marois	50	4	12	16	115	T-286	D. Callander	21	3	1	4	2
	<b>L. Krajicek</b>	<b>78</b>	<b>3</b>	<b>13</b>	<b>16</b>	<b>64</b>		R. Stewart	42	3	1	4	10
T-214	A. Spruce	51	9	6	15	37		S. Kulak	32	2	2	4	37
	M. Arvedson	41	8	7	15	12		M. Chouinard	42	2	2	4	10
	D. Stanley	100	6	9	15	192		N. Eisenhut	13	1	3	4	21
	A. McBain	45	5	10	15	54		L. Lunde	20	1	3	4	2
	S. Staios	143	3	12	15	74		B. Smith	21	1	3	4	52
	G. Ledyard	49	2	13	15	14		R. Holt	22	1	3	4	80
T-220	D. Smith	40	6	8	14	76		E. Hatoum	26	1	3	4	21
	M. Lindgren	54	5	9	14	18		D. Fortier	58	1	3	4	125
	W. Huber	35	4	10	14	40		F. Potvin(G)	69	0	4	4	4

Rk	Player	GP	G	A	PTS	PIM
	K. Whitmore (G)	74	0	4	4	15
	D. Cloutier (G)	208	0	4	4	70
T-299	J. Belanger	9	3	0	3	4
	V. Sharifjanov	17	2	1	3	14
	A. Semak	18	2	1	3	2
	K. Manery	21	2	1	3	15
	S. Morin	6	1	2	3	8
	Y. Tremblay	12	1	2	3	12
	M. Rucinsky	13	1	2	3	10
	M. Stapleton	18	1	2	3	8
	F. Speck	18	1	2	3	0
	<b>A. Edler</b>	<b>22</b>	<b>1</b>	<b>2</b>	<b>3</b>	<b>6</b>
	J. Wiste	23	1	2	3	0
	L. Goren	30	1	2	3	30
	T. Crowder	30	1	2	3	52
	L. Courville	33	1	2	3	11
	R. Flockhart	43	1	2	3	12
	S. Antoski	68	1	2	3	265
	M. Stevens	6	0	3	3	6
	D. Gibson	14	0	3	3	20
	R. Buskas	17	0	3	3	36
	G. Martin	24	0	3	3	45
	G. Cochrane	63	0	3	3	177
	A. Auld (G)	81	0	3	3	4
	C. Hirsch (G)	101	0	3	3	12
	F. Caprice (G)	102	0	3	3	17
	G. Snow (G)	109	0	3	3	46
	G. Hanlon (G)	137	0	3	3	107
T-325	D. Woodley	5	2	0	2	17
	P. Kavanagh	6	2	0	2	2
	P. Bakovic	10	2	0	2	48
	G. Leeman	10	2	0	2	0
	C. Vilgrain	6	1	1	2	0
	L. Vaic	9	1	1	2	2
	M. Christie	9	1	1	2	0
	Z. Komarniski	19	1	1	2	10
	M. Bergevin	9	0	2	2	2
	H. Young	11	0	2	2	25
	F. Fedorov	15	0	2	2	8
	K. Carney	18	0	2	2	14
	M. Reaume	27	0	2	2	4
	D. Sly	31	0	2	2	10
	J. Huscroft	33	0	2	2	118
	D. Malkoc	41	0	2	2	136
	G. Bromley (G)	73	0	2	2	8
	<b>R. Luongo (G)</b>	<b>76</b>	<b>0</b>	<b>2</b>	<b>2</b>	<b>10</b>
	G. Smith (G)	208	0	2	2	104
T-344	<b>R. Rypien</b>	<b>7</b>	<b>1</b>	<b>0</b>	<b>1</b>	<b>9</b>
	M. Grenier	7	1	0	1	9
	T. Lenardon	8	1	0	1	4
	M. Lampman	14	1	0	1	0
	F. Kucera	26	1	0	1	10
	D. Ratushny	1	0	1	1	2
	<b>J. Balej</b>	<b>1</b>	<b>0</b>	<b>1</b>	<b>1</b>	<b>0</b>
	S. Pronger	3	0	1	1	4
	<b>B. Moran</b>	<b>3</b>	<b>0</b>	<b>1</b>	<b>1</b>	<b>2</b>
	B. Affleck	5	0	1	1	0
	G. Hubick	5	0	1	1	0
	J. McDonnell	7	0	1	1	12
	T. Mojzis	7	0	1	1	12
	<b>P. Coulombe</b>	<b>7</b>	<b>0</b>	<b>1</b>	<b>1</b>	<b>4</b>
	J. Kocur	7	0	1	1	19
	C. Levie	9	0	1	1	13
	E. Ciccone	13	0	1	1	47
	D. Bodger	13	0	1	1	4
	P. Lawless	13	0	1	1	0
	L. Zetterstrom	14	0	1	1	2
	S. Burke (G)	16	0	1	1	14
	W. Young (G)	30	0	1	1	0
	R. Bartel	40	0	1	1	14
	D. Langdon	45	0	1	1	143
	P. Skudra (G)	46	0	1	1	2
	J. Garrett (G)	56	0	1	1	23
	A. Stojanov	62	0	1	1	136

Rk	Player	GP	G	A	PTS	PIM
	J. Agnew	65	0	1	1	189
	T. Gamble (G)	72	0	1	1	22
	C. Maniago (G)	93	0	1	1	18
	C. Ridley (G)	96	0	1	1	13
	D. Wilson (G)	148	0	1	1	39
T-376	<b>N. McIver</b>	<b>1</b>	<b>0</b>	<b>0</b>	<b>0</b>	<b>7</b>
	C. Brown	1	0	0	0	7
	D. Dunbar	1	0	0	0	2
	B. Hurlburt	1	0	0	0	2
	P. Ryan	1	0	0	0	2
	M. Bannerman (G)	1	0	0	0	0
	K. Block	1	0	0	0	0
	S. Hazlett	1	0	0	0	0
	R. Homenuke	1	0	0	0	0
	<b>M. Jokela</b>	<b>1</b>	<b>0</b>	<b>0</b>	<b>0</b>	<b>0</b>
	B. MacDonald	1	0	0	0	0
	S. McKichan (G)	1	0	0	0	0
	R. McVicar (G)	1	0	0	0	0
	T. Moss (G)	1	0	0	0	0
	G. Sobchuk	1	0	0	0	0
	S. Veysey	1	0	0	0	0
	K. Primeau	2	0	0	0	4
	R. Bawa	2	0	0	0	0
	B. Cook	2	0	0	0	0
	P. Folco	2	0	0	0	0
	D. Gloor	2	0	0	0	0
	L. Gould	2	0	0	0	0
	B. Holloway	2	0	0	0	0
	D. McClelland (G)	2	0	0	0	0
	A. Michaud (G)	2	0	0	0	0
	A. Tezikov	2	0	0	0	0
	J. Schultz	2	0	0	0	0
	S. Stone	2	0	0	0	0
	D. McCord	3	0	0	0	6
	R. Bonni	3	0	0	0	0
	J. Capuano	3	0	0	0	0
	R. Heinz (G)	3	0	0	0	0
	N. Smith	4	0	0	0	0
	R. Gordon	4	0	0	0	2
	B. Leeb	4	0	0	0	2
	M. Ouellet	4	0	0	0	2
	P. O'Neill	5	0	0	0	0
	C. Schwab	6	0	0	0	2
	M. Brochu (G)	6	0	0	0	0
	M. Fountain	6	0	0	0	0
	B. Mason (G)	6	0	0	0	0
	T. Hawkins	8	0	0	0	15
	S. Butenschon	8	0	0	0	10
	M. Noronen (G)	8	0	0	0	2
	S. Washburn	8	0	0	0	2
	D. Morrison	8	0	0	0	0
	D. Sabourin (G)	9	0	0	0	0
	J. Rohlicek	9	0	0	0	8
	<b>L. Bourdon</b>	<b>9</b>	<b>0</b>	<b>0</b>	<b>0</b>	<b>4</b>
	J. Caron (G)	10	0	0	0	2
	S. Brown	12	0	0	0	8
	K. Ellacott (G)	12	0	0	0	0
	J. Arbour	13	0	0	0	12
	L. Bolonchuk	15	0	0	0	6
	M. Brown	16	0	0	0	77
	B. Glynn	16	0	0	0	12
	E. Weinrich	16	0	0	0	8
	B. Bullock (G)	16	0	0	0	2
	J. Hedberg (G)	21	0	0	0	10
	K. Weekes (G)	31	0	0	0	0
	C. Hodge (G)	35	0	0	0	0
	B. Essensa (G)	39	0	0	0	4
	A. Irbe (G)	41	0	0	0	2
	G. Gardner (G)	42	0	0	0	0
	E. Dyck (G)	49	0	0	0	0
	K. Lockett (G)	55	0	0	0	0
	S. Weeks (G)	66	0	0	0	4

## GAMES

1.	<b>Trevor Linden</b>	<b>1081</b>
2.	Stan Smyl	896
3.	<b>Markus Naslund</b>	<b>802</b>
4.	Harold Snepsts	781
5.	Dennis Kearns	677
6.	Doug Lidster	666
7.	<b>Mattias Ohlund</b>	<b>635</b>
8.	Thomas Gradin	613
9.	Garth Butcher	610
10.	Don Lever	593

## GOALS

1.	<b>Markus Naslund</b>	<b>321</b>
2.	<b>Trevor Linden</b>	<b>311</b>
3.	Stan Smyl	262
4.	Pavel Bure	254
5.	Tony Tanti	250
6.	Thomas Gradin	197
7.	Todd Bertuzzi	188
8.	Don Lever	186
9.	Greg Adams	179
10.	Petri Skriko	171

## ASSISTS

1.	Stan Smyl	411
2.	<b>Trevor Linden</b>	<b>410</b>
3.	<b>Markus Naslund</b>	<b>380</b>
4.	Thomas Gradin	353
5.	Dennis Kearns	290
6.	Andre Boudrias	267
7.	Todd Bertuzzi	261
8.	Doug Lidster	244
9.	<b>Brendan Morrison</b>	<b>241</b>
10.	Jyrki Lumme	238

## PENALTY MINUTES

1.	Gino Odjick	2127
2.	Garth Butcher	1668
3.	Stan Smyl	1556
4.	Harold Snepsts	1446
5.	Tiger Williams	1324
6.	Donald Brashear	1159
7.	Dana Murzyn	900
8.	Todd Bertuzzi	822
9.	Jim Sandlak	789
10.	<b>Trevor Linden</b>	<b>715</b>

## GAME WINNING GOALS

1.	<b>Markus Naslund</b>	<b>47</b>
T-2.	<b>Trevor Linden</b>	<b>32</b>
	Pavel Bure	32
4.	Tony Tanti	29
5.	<b>Brendan Morrison</b>	<b>27</b>
6.	Thomas Gradin	26
7.	Todd Bertuzzi	24
8.	Stan Smyl	20
T-9.	Greg Adams	19
	Geoff Courtall	19

## POWER PLAY GOALS

1.	<b>Markus Naslund</b>	<b>105</b>
2.	Tony Tanti	102
3.	<b>Trevor Linden</b>	<b>97</b>
4.	Todd Bertuzzi	79
5.	Stan Smyl	74
6.	Pavel Bure	69
7.	Greg Adams	65
8.	Don Lever	53
9.	Thomas Gradin	49
10.	Petri Skriko	47

## SHORTHANDED GOALS

1.	Pavel Bure	24
T-2.	<b>Trevor Linden</b>	<b>13</b>
	Stan Smyl	13
	Alex Mogilny	13
5.	Petri Skriko	10
6.	<b>Matt Cooke</b>	<b>8</b>
T-7.	<b>Brendan Morrison</b>	<b>7</b>
	Thomas Gradin	7
T-9.	8 players tied	6

## HAT TRICKS

1.	Tony Tanti	10
T-2.	<b>Markus Naslund</b>	<b>9</b>
	Pavel Bure	9
4.	Stan Smyl	7
T-5.	Todd Bertuzzi	5
	Petri Skriko	5
T-7.	<b>Trevor Linden</b>	<b>4</b>
	Thomas Gradin	4
	Alex Mogilny	4
	Darcy Rota	4
	Bobby Schmautz	4

## GOALTENDER

<b>Games Played</b>		
1.	Kirk McLean	516
2.	Richard Brodeur	377
T-3.	Dan Cloutier	208
	Gary Smith	208
5.	Dunc Wilson	148

### Wins

1.	Kirk McLean	211
2.	Richard Brodeur	126
3.	Dan Cloutier	109
4.	Gary Smith	72
5.	<b>Roberto Luongo</b>	<b>47</b>

### Shutouts

1.	Kirk McLean	20
2.	Dan Cloutier	14
3.	Gary Smith	11
T-4.	Richard Brodeur	6
	Garth Snow	6

### AVG (Min. 50 GP)

1.	<b>Roberto Luongo</b>	<b>2.29</b>
2.	Dan Cloutier	2.42
3.	Alex Auld	2.75
4.	Felix Potvin	2.83
5.	Garth Snow	2.87

## CENTRES

No.	Player	G	A	PTS
1.	Gradin	197	353	550
2.	Boudrias	121	267	388
3.	<b>Morrison</b>	<b>127</b>	<b>241</b>	<b>368</b>
4.	Sundstrom	133	209	342
5.	Ronning	112	216	328
6.	<b>H. Sedin</b>	<b>72</b>	<b>230</b>	<b>302</b>
6.	Oddleifson	85	180	265
8.	Pederson	60	137	197
9.	Lalonde	72	117	189
10.	Boldirev	80	104	184

## RIGHT WING

No.	Player	G	A	PTS
1.	<b>Linden</b>	<b>311</b>	<b>410</b>	<b>721</b>
2.	Smyl	262	411	673
3.	Bure	254	206	478
4.	Tanti	250	220	470
5.	Bertuzzi	188	261	449
6.	Mogilny	139	169	308
7.	Ververgaert	139	165	304
8.	Blight	96	125	221
9.	Sandlak	100	115	215
10.	Schmautz	108	103	211

## LEFT WING

No.	Player	G	A	PTS
1.	<b>Naslund</b>	<b>321</b>	<b>380</b>	<b>701</b>
2.	Lever	186	221	407
3.	Skriko	171	202	373
4.	G.G. Adams	179	190	369
5.	<b>D. Sedin</b>	<b>119</b>	<b>187</b>	<b>306</b>
6.	G. Courtall	102	144	246
7.	Rota	20	116	236
8.	Fraser	92	114	206
9.	O'Flaherty	98	95	193
10.	<b>Cooke</b>	<b>76</b>	<b>111</b>	<b>187</b>

## DEFENCEMEN

No.	Player	G	A	PTS
T-1.	Kearns	31	290	321
	Lumme	83	238	321
3.	Lidster	65	244	309
4.	<b>Ohlund</b>	<b>78</b>	<b>198</b>	<b>276</b>
5.	Jovanovski	57	177	234
6.	Lanz	56	171	227
7.	McCarthy	51	148	199
8.	Snepsts	35	160	195
9.	Halward	45	118	163
10.	Butcher	33	107	140

## ROOKIE

No.	Player	G	A	PTS
T-1	Bure	34	26	60
	Hlinka	23	37	60
3.	<b>Linden</b>	<b>30</b>	<b>29</b>	<b>59</b>
4.	Ververgaert	26	31	57
T-5.	Blight	25	31	56
	Tallon	14	42	56
7.	Ward	22	30	52

## SEASON PLAYER RECORDS

Season	Goals	Assists	Points
1970-71	Paiement 34	Tallon 42	Boudrias 66
1971-72	Boudrias 27	Guevremont 38	Boudrias 61
		Kurtenbach 61	
1972-73	Schmautz 38	Boudrias 40	Schmautz 71
1973-74	Schmautz 26	Boudrias 59	Boudrias 75
	Vervegaert 26		
1974-75	Lever 38	Boudrias 62	Boudrias 78
1975-76	Vervegaert 37	Kearns 46	Vervegaert 71
		Oddleifson 46	
1976-77	Blight 28	Kearns 55	Blight 68
1977-78	Walton 29	Kearns 43	Walton 66
1978-79	Sedlbauer 40	Gradin 31	Sedlbauer 56
		Kearns 31	
1979-80	Smyl 31	Smyl 47	Smyl 78
1980-81	Williams 35	Gradin 48	Gradin 69
1981-82	Gradin 37	Gradin 49	Gradin 86
1982-83	Rota 42	Gradin 54	Smyl 88
1983-84	Tanti 45	Gradin 57	Sundstrom 91
1984-85	Tanti 39	Sundstrom 43	Sundstrom 68
1985-86	Tanti 39	Sundstrom 48	Skriko 78
1986-87	Tanti 41	Pederson 52	Tanti 79
1987-88	Tanti 40	Pederson 52	Tanti 77

Season	Goals	Assists	Points
1988-89	Linden 30	Reinhart 50	Skriko 66
	Skriko 30		
1989-90	Adams 30	Reinhart 40	Quinn 63
1990-91	Linden 33	Linden 37	Linden 70
	Courtall 33		
1991-92	Bure 34	Ronning 57	Linden 75
1992-93	Bure 60*	Ronning 56	Bure 110*
1993-94	Bure 60*	Bure 47	Bure 107
1994-95	Bure 20	R. Courtall 24	Bure 43
1995-96	Mogilny 55	Mogilny 52	Mogilny 107
1996-97	Gelinis 35	Mogilny 42	Mogilny 73
1997-98	Bure 51	Bure 39	Bure 90
1998-99	Naslund 36	Messier 35	Naslund 66
1999-00	Naslund 27	Cassels 45	Naslund 65
2000-01	Naslund 41	Cassels 44	Naslund 75
2001-02	Naslund 40	Naslund 50	Naslund 90
2002-03	Naslund 48	Naslund 56	Naslund 104
2003-04	Naslund 35	Naslund 49	Naslund 84
2004-05	-	-	-
2005-06	Carter 33	H. Sedin 57	Naslund 79
2006-07	D. Sedin 36	H. Sedin 71*	D. Sedin 84

\* Club Record

## SEASON PENALTY MINUTES AND GOALTENDING RECORDS

Season	Penalty Minutes	Goaltender Avg (Min. 20 GP)	Wins
1970-71	Paiement 152	Hodge 3.41	Hodge 15
1971-72	Schella 166	Wilson 3.61	Wilson 16
1972-73	Schmautz 137	Wilson 3.94	Wilson 13
1973-74	Dailey 143	Smith 3.44	Smith 20
1974-75	Pratt 145	Smith 3.09	Smith 32
1975-76	Snepsts 125	Lockett 3.47	Smith 20
1976-77	Snepsts 149	Maniago 3.36	Maniago 17
1977-78	McIlhargey 172	Maniago 4.02	Maniago 10
1978-79	Snepsts 130	Hanlon 3.10	Hanlon 12
1979-80	Smyl 204	Hanlon 3.47	Hanlon 12
1980-81	Williams 343	Brodeur 3.51	Brodeur 17
1981-82	Williams 341	Brodeur 3.35	Brodeur 20
1982-83	Williams 265	Brodeur 3.79	Brodeur 21
1983-84	Williams 294	Brodeur 4.01	Garrett 14
1984-85	Butcher 152	Brodeur 4.67	Brodeur 16
1985-86	Butcher 188	Young 3.58	Brodeur 19
1986-87	Butcher 207	Brodeur 3.59	Brodeur 20
1987-88	Butcher 285	McLean 3.71	McLean 11
1988-89	Butcher 227	Weeks 2.98	McLean 20

Season	Penalty Minutes	Goaltender Avg (Min. 20 GP)	Wins
1989-90	Stern 208	McLean 3.47	McLean 21
1990-91	Odjick 296	Gamble 3.45	Gamble 16
1991-92	Odjick 348	McLean 2.74	McLean 38
1992-93	Odjick 370	Whitmore 3.10	McLean 28
1993-94	Odjick 271	McLean 2.99	McLean 23
1994-95	Murzyn 129	McLean 2.75	McLean 18
1995-96	Odjick 181	Hirsch 2.93	Hirsch 17
1996-97	Odjick 371	McLean 3.21	McLean 21
1997-98	Brashear 372	Irbe 2.73	Irbe 14
1998-99	Brashear 209	Snow 2.93	Snow 20
1999-00	Brashear 136	Potvin 2.59	Potvin 12
2000-01	Brashear 145	Essensa 2.67	Essensa 18
2001-02	Cooke 111	Skudra 2.42	Cloutier 31
2002-03	Bertzuzzi 144	Cloutier 2.42	Cloutier 33
2003-04	May 137	Cloutier 2.27	Cloutier 33
2004-05	-	-	-
2005-06	Ruutu 142	Auld 2.94	Auld 33
2006-07	Bieksa 134	Luongo 2.29	Luongo 47*

\* Club Record

## SEASON GOALTENDING RECORDS

Goaltender	GPI	MINS	GA	SO	Avg	W-L-T
Kirk McLean	516	29,989	1637	20	3.28	211-228-59
Richard Brodeur	377	21,548	1389	6	3.87	126-172-62
Dan Cloutier	208	12,010	485	14	2.42	109-68-23
Gary Smith	188	10,304	572	11	3.33	72-81-23
Dunc Wilson	148	7919	518	2	3.93	34-86-12
Glen Hanlon	137	7770	461	5	3.56	43-66-21
Garth Snow	109	5717	273	6	2.87	33-52-11
Frank Caprice	102	5589	391	1	4.20	31-47-11
Corey Hirsch	101	5434	283	4	3.12	32-42-13
Curt Ridley	96	5183	328	1	3.80	25-44-16
Cesare Maniago	93	5269	323	2	3.68	27-45-17
Alex Auld	81	4650	213	1	2.75	39-31-8
<b>Roberto Luongo 76</b>	<b>4490</b>	<b>171</b>	<b>5</b>	<b>2.29</b>	<b>47-22-6</b>	
Kay Whitmore	74	4296	244	1	3.40	36-28-6
Gary Bromley	73	3982	241	3	3.63	25-27-14
Troy Gamble	72	3804	229	1	3.61	22-29-9
Felix Potvin	69	3972	188	1	2.84	26-30-10
Steve Weeks	66	3808	218	0	3.43	19-34-11
John Garrett	56	2994	205	1	4.11	22-21-5
Ken Lockett	55	2348	131	2	3.35	13-15-8
Ed Dyck	49	2453	178	1	4.54	8-28-5
Peter Skudra	46	2358	101	2	2.57	19-13-8

Goaltender	GPI	MINS	GA	SO	Avg	W-L-T
George Gardner	42	2159	138	0	3.83	9-22-4
Arturs Irbe	41	1999	91	2	2.73	14-11-6
Bob Essensa	39	2059	92	1	2.68	18-12-3
Charlie Hodge	35	1967	112	0	3.42	15-13-5
Kevin Weekes	31	1519	81	1	3.20	6-15-5
Wendell Young	30	1443	96	0	3.99	5-15-4
Johan Hedberg	21	1098	46	3	2.51	8-6-2
Bruce Bullock	16	927	74	0	4.79	3-9-3
Sean Burke	16	838	49	0	3.51	2-9-4
Ken Ellicott	12	555	41	0	4.43	2-3-4
Jacques Caron	10	465	38	0	4.90	2-5-1
Dany Sabourin	9	479	21	0	2.63	2-4-1
Bob Mason	6	353	29	0	4.93	2-4-0
Corey Schwab	6	269	16	0	3.57	2-1-1
Mike Fountain	6	245	14	1	3.43	2-2-0
Martin Brochu	6	216	15	0	4.17	0-3-0
Rick Heinz	3	180	9	1	3.00	2-1-0
D. McClelland	2	120	10	0	5.00	1-1-0
Alfie Michaud	2	69	5	0	4.35	0-1-0
Tyler Moss	1	22	1	0	2.50	0-0-0
M. Bannerman	1	20	0	0	0.00	0-0-0
Steve McKichan	1	20	2	0	6.00	0-0-0

## CANUCKS MOST PRODUCTIVE MONTHS

Player	Month	GP	Points
Stan Smyl	Mar. 1983	16	10-21-31
Pavel Bure	Mar. 1994	16	19-11-30
Darcy Rota	Mar. 1983	16	15-15-30
Thomas Gradin	Mar. 1983	16	11-16-27
Alex Mogilny	Feb. 1996	13	12-13-25
Pavel Bure	Nov. 1992	15	16-8-24
Patrik Sundstrom	Feb. 1984	15	13-11-24
Tony Tanti	Oct. 1983	12	13-10-23
Geoff Courtnall	Nov. 1992	15	5-18-23
Petri Skriko	Nov. 1986	14	14-8-22
Tony Tanti	Jan. 1988	15	13-9-22
Pavel Bure	Jan. 1992	14	12-10-22
Petri Skriko	Mar. 1987	12	10-12-22
Todd Bertuzzi	Mar. 2002	14	11-11-22
<b>Markus Naslund</b>	<b>Jan. 2002</b>	<b>14</b>	<b>8-13-21</b>
Petr Nedved	Nov. 1992	15	12-9-21
Barry Pederson	Jan. 1988	15	5-16-21
Pavel Bure	Nov. 1997	13	8-13-21
<b>Daniel Sedin</b>	<b>Dec. 2006</b>	<b>15</b>	<b>9-11-20</b>
Alex Mogilny	Jan. 1996	12	11-9-20
Patrik Sundstrom	Oct. 1983	12	7-13-20
<b>Henrik Sedin</b>	<b>Mar. 2007</b>	<b>15</b>	<b>2-17-19</b>
Dan Quinn	Feb. 1990	14	13-6-19
Pavel Bure	Jan. 1994	13	13-6-19
Petri Skriko	Nov. 1983	14	10-9-19
Greg Adams	Nov. 1987	14	9-10-19
Todd Bertuzzi	Jan. 2002	14	7-12-19
Barry Pederson	Nov. 1986	14	7-12-19
Stan Smyl	Feb. 1980	12	5-14-19
<b>Daniel Sedin</b>	<b>Dec. 2006</b>	<b>13</b>	<b>9-9-18</b>
Ivan Hlinka	Nov. 1982	14	8-10-18
Petri Skriko	Jan. 1988	13	8-10-18
<b>Trevor Linden</b>	<b>Dec. 1995</b>	<b>13</b>	<b>7-11-18</b>
Per-Olov Brasar	Mar. 1981	13	6-12-18
Thomas Gradin	Mar. 1982	13	6-12-18
Paul Reinhart	Oct. 1989	13	5-13-18

## CANUCKS POINT STREAKS

Rank	Player	Month	GP	Points
T-1.	Nedved	Nov. 19-Dec. 27/92	15	15-9-24
	Bertuzzi	Jan. 3-Feb. 4/02	15	7-12-19
3.	Rota	Mar. 2-29/83	14	15-15-30
T-4.	Smyl	Feb. 27-Mar. 23/83	13	8-19-27
	Bure	Jan. 4-30/93	13	12-10-22
T-6.	Gradin	Feb. 27-Mar. 21/83	12	10-16-26
	Bure	Mar. 9-Apr. 1/94	12	16-8-24
	Smyl	Feb. 7-Mar. 4/80	12	5-17-22
	Bure	Feb. 8-Mar. 4/94	12	11-10-21
	Semenov	Nov. 6-26/92	12	1-16-17
	Bertuzzi	Jan. 17-Feb. 13/03	12	6-8-14
T-12.	Tanti	Oct. 5-28/83	11	13-10-23
	Kearns	Feb. 27-Mar. 20/77	11	1-19-20
	Mogilny	Nov. 3-Nov. 23/95	11	9-8-17
	Bubla	Oct. 12-Nov. 5/83	11	1-11-12
T-16.	Bure	Nov. 11-Dec. 1/97	10	8-8-16
	Mogilny	Jan. 22-Feb. 9/96	10	9-6-15

## STREAKS TO START SEASON

Rank	Player	Month	GP	Points
1.	Tanti	Oct. 5-28/83	11	13-10-23
<b>T-2.</b>	<b>Linden</b>	<b>Oct. 9-25/95</b>	<b>8</b>	<b>5-7-12</b>
	Walton	Oct. 12-29/77	8	6-6-12
4.	Pederson	Oct. 6-18/88	7	3-4-7
5.	Boudrias	Oct. 9-19/74	5	0-9-9
T-6.	Ververgaert	Oct. 9-19/74	5	5-2-7
	Lever	Oct. 9-19/74	5	3-4-7
<b>T-8.</b>	<b>D. Sedin</b>	<b>Oct. 5-13/07</b>	<b>5</b>	<b>4-3-7</b>
	Tanti	Oct. 11-18/84	5	4-1-5
	Tannahill	Oct. 7-17/78	5	2-3-5



**CANUCKS** (Scored on 16 of 35 opportunities)

Player	Date	Goaltender	Result	Score			
Andre Boudrias	Mar. 9, 1973	Roger Crozier	GOAL	BUF	2	@	VAN 5
Ron Sedlbauer	Nov. 19, 1977	Billy Smith	no goal	VAN	2	@	NYI 9
Ron Sedlbauer	Mar. 7, 1978	Glen Resch	no goal	VAN	2	@	NYI 5
Ron Sedlbauer	Mar. 2, 1979	Greg Inness	no goal	WSH	6	@	VAN 2
Harold Snepsts	Feb. 2, 1980	Gilles Meloche	GOAL	VAN	5	@	MIN 4
Thomas Gradin	Feb. 11, 1982	Gilles Gilbert	GOAL	VAN	4	@	DET 4
Ivan Hlinka	Feb. 11, 1982	Gilles Gilbert	GOAL	VAN	4	@	DET 4
Stan Smyl	Jan. 16, 1987	Mike Vernon	GOAL	CGY	5	@	VAN 9
Greg Adams	Jan. 7, 1988	Alain Chevrier	no goal	VAN	6	@	NJ 3
Greg Adams	Jan. 9, 1989	Alan Bester	no goal	VAN	0	@	TOR 3
Greg Adams	Dec. 10, 1989	Jacques Cloutier	no goal	VAN	1	@	CHI 7
Gino Odjick	Oct. 19, 1991	Mike Vernon	GOAL	CGY	2	@	VAN 5
Greg Adams	Dec. 1, 1991	Bill Ranford	no goal	VAN	0	@	EDM 7
Greg Adams	Jan. 25, 1992	Curtis Joseph	no goal	VAN	1	@	STL 0
Pavel Bure	Feb. 17, 1992	J. Vanbiesbrouck	no goal	VAN	3	@	NYR 3
Pavel Bure	Feb. 28, 1992	Rick Tabaracci	GOAL	WPG	3	@	VAN 5
Pavel Bure	Oct. 6, 1993	Kelly Hrudey	no goal	VAN	5	@	LA 2
Geoff Courtnall	Mar. 21, 1995	Damian Rhodes	no goal	TOR	1	@	VAN 3
Mike Sillinger	Jan. 14, 1997	Mark Fitzpatrick	GOAL	FLA	4	@	VAN 4
Pavel Bure	Nov. 12, 1997	Mike Vernon	GOAL	VAN	5	@	SJ 2
Alex Mogilny	Dec. 1, 1997	Chris Osgood	GOAL	DET	3	@	VAN 3
Pavel Bure	Jan. 26, 1998	N. Khabibulin	GOAL	VAN	2	@	PHX 4
Pavel Bure	Feb. 28, 1998	Damian Rhodes	GOAL	OTT	4	@	VAN 6
<b>Markus Naslund</b>	<b>Dec. 19, 1998</b>	<b>Mike Dunham</b>	<b>GOAL</b>	<b>NSH</b>	<b>6</b>	<b>@</b>	<b>VAN 4</b>
Andrew Cassels	Nov. 30, 1999	Patrick Roy	no goal	COL	4	@	VAN 2
Andrew Cassels	Mar. 18, 2001	Norm Macacle	no goal	VAN	5	@	ATL 3
<b>Markus Naslund</b>	<b>Oct. 18, 2001</b>	<b>Curtis Joseph</b>	<b>GOAL</b>	<b>TOR</b>	<b>6</b>	<b>@</b>	<b>VAN 5</b>
<b>Markus Naslund</b>	<b>Mar. 21, 2002</b>	<b>Chris Osgood</b>	<b>no goal</b>	<b>VAN</b>	<b>2</b>	<b>@</b>	<b>NYI 3</b>
<b>Daniel Sedin</b>	<b>Jan. 17, 2004</b>	<b>J.-S. Giguere</b>	<b>no goal</b>	<b>ANA</b>	<b>2</b>	<b>@</b>	<b>VAN 1</b>
Jarkko Ruutu	Feb. 13, 2004	Pasi Nurminen	no goal	ATL	4	@	VAN 1
<b>Trevor Linden</b>	<b>Nov. 20, 2005</b>	<b>Ilya Bryzgalov</b>	<b>GOAL</b>	<b>VAN</b>	<b>3</b>	<b>@</b>	<b>ANA 2</b>
<b>Alex Burrows</b>	<b>Jan. 5, 2006</b>	<b>Craig Anderson</b>	<b>no goal</b>	<b>VAN</b>	<b>3</b>	<b>@</b>	<b>CHI 2</b>
Jarkko Ruutu	Jan. 5, 2006	Craig Anderson	GOAL	VAN	3	@	CHI 2
<b>Alex Burrows</b>	<b>Feb. 3, 2006</b>	<b>Miikka Kiprusoff</b>	<b>no goal</b>	<b>VAN</b>	<b>3</b>	<b>@</b>	<b>CGY 1</b>
<b>Daniel Sedin</b>	<b>Mar. 8, 2007</b>	<b>Curtis Joseph</b>	<b>no goal</b>	<b>VAN</b>	<b>4</b>	<b>@</b>	<b>PHX 2</b>

**OPPOSITION** (Scored on 15 of 36 opportunities)

Player	Date	Goaltender	Result	Score			
P. Andrea	Nov. 5, 1970	Dunc Wilson	no goal	VAN	4	@	BUF 1
G. Charron	Feb. 29, 1972	Ed Dyck	no goal	VAN	2	@	DET 8
S. Atkinson	Feb. 1, 1975	Ken Lockett	GOAL	WSH	2	@	VAN 5
D. Murdoch	Nov. 3, 1976	Curt Ridley	GOAL	NYR	6	@	VAN 1
D. Savard	Jan. 10, 1982	Richard Brodeur	no goal	VAN	2	@	CHI 3
B. Propp	Jan. 4, 1983	Ken Ellacott	GOAL	VAN	1	@	PHI 4
W. Gretzky	Jan. 19, 1983	Richard Brodeur	GOAL	VAN	4	@	EDM 9
B. Ashton	Dec. 11, 1988	Kirk McLean	GOAL	WPG	6	@	VAN 8
J. Nieuwendyk	Dec. 16, 1988	Steve Weeks	GOAL	CGY	5	@	VAN 3
M. Donnelly	Nov. 12, 1992	Kirk McLean	GOAL	VAN	4	@	LA 7
A. Kovalenko	Dec. 4, 1993	Kirk McLean	GOAL	VAN	1	@	QUE 3
B. Gilchrist	Jan. 27, 1994	Kirk McLean	no goal	DAL	3	@	VAN 2
R. Niedermayer	Mar. 13, 1997	Corey Hirsch	no goal	VAN	4	@	FLA 5
H. Dominichelli	Feb. 27, 1998	Arturs Irbe	GOAL	VAN	4	@	CGY 4
O. Nolan	Dec. 26, 1998	Garth Snow	no goal	VAN	0	@	SJ 2
M. Rucinsky	Jan. 2, 1999	Corey Hirsch	no goal	MTL	2	@	VAN 1
P. Kariya	Feb. 20, 1999	Corey Hirsch	GOAL	ANA	5	@	VAN 1
M. Sushinsky	Nov. 26, 2000	Felix Potvin	no goal	VAN	2	@	MIN 4
B. Hull	Jan. 22, 2001	Felix Potvin	no goal	VAN	1	@	DAL 2
D. Bylsma	Dec. 12, 2001	Dan Cloutier	no goal	VAN	1	@	ANA 0
S. Roest	Mar. 2, 2002	Dan Cloutier	GOAL	MIN	3	@	VAN 6
M. Sillinger	Mar. 14, 2002	Dan Cloutier	no goal	VAN	5	@	CBJ 1
B. Morrow	Nov. 6, 2002	Dan Cloutier	GOAL	VAN	0	@	DAL 4
T. Holmstrom	Jan. 19, 2003	Dan Cloutier	no goal	VAN	4	@	DET 1
A. Laaksonen	Oct. 18, 2003	Johan Hedberg	no goal	VAN	2	@	MIN 2
E. Nickulas	Nov. 6, 2003	Dan Cloutier	no goal	VAN	2	@	STL 3
O. Saprykin	Dec. 26, 2003	Dan Cloutier	no goal	VAN	2	@	CGY 0
J. Iginla	Jan. 3, 2004	Alex Auld	no goal	VAN	3	@	CGY 1
A. Laaksonen	Feb. 19, 2004	Dan Cloutier	GOAL	VAN	2	@	MIN 6
P. Demitra	Feb. 28, 2004	Johan Hedberg	no goal	STL	0	@	VAN 2
P.-M. Bouchard	Oct. 12, 2005	Dan Cloutier	GOAL	VAN	0	@	MIN 6
Chuck Kobasew	Nov. 7, 2005	Alex Auld	no goal	VAN	3	@	CGY 4
Shane Doan	Nov. 26, 2005	Alex Auld	no goal	VAN	1	@	PHX 2
Rick Nash	Feb. 6, 2006	Alex Auld	no goal	CBJ	4	@	VAN 7
Brian Rolston	Nov. 2, 2006	<b>Roberto Luongo</b>	GOAL	VAN	2	@	MIN 5
Eric Staal	Dec. 8, 2006	<b>Roberto Luongo</b>	no goal	CAR	3	@	VAN 4

## CANUCKS

No.	Date	Opponent	Score	Goaltender
<b>1971-72</b>				
1	Oct. 27	@ Toronto	0-0	Dunc Wilson
<b>1972-73</b>				
2	Jan. 9	St. Louis	3-0	Dunc Wilson
3	Feb. 16	Atlanta	5-0	Ed Dyck
<b>1973-74</b>				
4	Oct. 23	Atlanta	3-0	Gary Smith
5	Mar. 15	Atlanta	3-0	Gary Smith
6	Mar. 31	California	7-0	Gary Smith
<b>1974-75</b>				
7	Oct. 20	@ NY Rangers	1-0	Gary Smith
8	Oct. 29	Detroit	7-0	Gary Smith
9	Nov. 12	Chicago	1-0	Gary Smith
10	Nov. 30	NY Islanders	3-0	Gary Smith
11	Dec. 10	California	3-0	Gary Smith
12	Feb. 11	Kansas City	4-0	Gary Smith
13	Apr. 1	California	7-0	Ken Lockett
14	Apr. 2	@ California	3-0	Ken Lockett
<b>1975-76</b>				
15	Nov. 25	Buffalo	4-0	Gary Smith
16	Feb. 20	Minnesota	7-0	Gary Smith
17	Apr. 2	@ California	5-0	Curt Ridley
<b>1976-77</b>				
18	Mar. 10	Chicago	5-0	Cesare Maniago
<b>1977-78</b>				
19	Nov. 20	@ NY Rangers	3-0	Cesare Maniago
<b>1978-79</b>				
20	Nov. 1	@ Chicago	1-0	Glen Hanlon
21	Dec. 5	Atlanta	3-0	Glen Hanlon
22	Dec. 23	Los Angeles	2-0	Glen Hanlon
23	Feb. 22	Colorado	3-0	Gary Bromley
24	Mar. 31	@ Colorado	2-0	Gary Bromley
<b>1979-80</b>				
25	Apr. 1	Edmonton	5-0	Gary Bromley
<b>1980-81</b>				
26	Mar. 1	Hartford	3-0	Glen Hanlon
<b>1981-82</b>				
27	Oct. 28	Washington	3-0	Richard Brodeur
28	Dec. 2	Minnesota	5-0	Glen Hanlon
29	Mar. 28	Winnipeg	5-0	Rick Heinz
30	Apr. 3	@ Los Angeles	6-0	Richard Brodeur
<b>1982-83</b>				
31	Mar. 2	@ Winnipeg	3-0	John Garrett
<b>1983-84</b>				
32	Jan. 15	Hartford	5-0	Frank Caprice
33	Jan. 27	Philadelphia	4-0	Richard Brodeur
<b>1985-86</b>				
34	Oct. 23	@ Detroit	5-0	Richard Brodeur
35	Nov. 11	Detroit	5-0	Richard Brodeur
<b>1986-87</b>				
36	Nov. 18	Calgary	5-0	Richard Brodeur
<b>1987-88</b>				
37	Feb. 17	Pittsburgh	5-0	Kirk McLean
<b>1988-89</b>				
38	Oct. 19	@ New Jersey	4-0	Kirk McLean
39	Feb. 21	St. Louis	2-0	Kirk McLean
40	Mar. 8	Winnipeg	3-0	Kirk McLean
41	Mar. 16	Edmonton	3-0	Kirk McLean
<b>1990-91</b>				
42	Oct. 12	St. Louis	4-0	Troy Gamble

No.	Date	Opponent	Score	Goaltender
<b>1991-92</b>				
43	Nov. 10	NY Islanders	6-0	Kirk McLean
44	Nov. 16	San Jose	1-0	Kirk McLean
45	Dec. 4	@ Montreal	3-0	Kirk McLean
46	Jan. 25	@ St. Louis	1-0 OT	Kirk McLean
47	Mar. 1	Calgary	11-0	Kirk McLean
<b>1992-93</b>				
48	Nov. 21	Edmonton	9-0	Kirk McLean
49	Dec. 31	Los Angeles	4-0	Kirk McLean
50	Jan. 4	Tampa Bay	7-0	Kirk McLean
51	Apr. 4	@ Ottawa	3-0	Kay Whitmore
<b>1993-94</b>				
52	Nov. 10	Los Angeles	4-0	Kirk McLean
53	Nov. 16	St. Louis	3-0	Kirk McLean
54	Mar. 3	St. Louis	4-0	Kirk McLean
<b>1994-95</b>				
55	Apr. 11	Anaheim	5-0	Kirk McLean
<b>1995-96</b>				
56	Jan. 15	@ Boston	6-0	Corey Hirsch
57	Mar. 3	@ Buffalo	3-0	Kirk McLean
58	Apr. 13	Calgary	5-0	Kirk McLean
<b>1996-97</b>				
59	Nov. 14	@ New Jersey	3-0	Mike Fountain
60	Nov. 19	Dallas	2-0	Corey Hirsch
61	Dec. 15	@ St. Louis	8-0	Corey Hirsch
<b>1997-98</b>				
62	Oct. 13	Edmonton	3-0	Kirk McLean
63	Dec. 15	Los Angeles	7-0	Arturs Irbe
64	Dec. 18	@ San Jose	0-0	Arturs Irbe
<b>1998-99</b>				
65	Oct. 23	@ Florida	5-0	Garth Snow
66	Nov. 19	@ Colorado	5-0	Garth Snow
67	Jan. 10	Dallas	2-0	Corey Hirsch
68	Feb. 26	Carolina	1-0	Garth Snow
69	Mar. 11	@ Phoenix	3-0	Garth Snow
70	Mar. 29	Phoenix	1-0	Garth Snow
71	Apr. 12	@ Calgary	2-0	Garth Snow
<b>1999-00</b>				
72	Oct. 24	@ NY Rangers	3-0	Kevin Weekes
<b>2000-01</b>				
73	Oct. 14	Buffalo	4-0	Felix Potvin
74	Feb. 8	San Jose	0-0	Bob Essensa
<b>2001-02</b>				
75	Oct. 13	Colorado	4-0	Dan Cloutier
76	Nov. 1	Montreal	4-0	Dan Cloutier
77	Nov. 11	@ Minnesota	5-0	Dan Cloutier
78	Dec. 12	@ Anaheim	1-0	Dan Cloutier
79	Dec. 15	Detroit	3-0	Dan Cloutier
80	Jan. 26	@ Calgary	2-0	Peter Skudra
81	Mar. 12	@ Nashville	5-0	Dan Cloutier
82	Mar. 26	Los Angeles	4-0	Dan Cloutier
<b>2002-03</b>				
83	Oct. 10	@ Calgary	3-0	Dan Cloutier
84	Jan. 26	Phoenix	1-0	Peter Skudra
85	Feb. 25	Atlanta	8-0	Dan Cloutier
86	Mar. 23	Washington	6-0	Alex Auld
<b>2003-04</b>				
87	Oct. 11	Edmonton	3-0	Johan Hedberg
88	Dec. 20	@ Edmonton	3-0	Dan Cloutier
89	Dec. 26	@ Calgary	2-0	Dan Cloutier
90	Feb. 5	@ New Jersey	4-0	Dan Cloutier
91	Feb. 16	@ Colorado	1-0	Dan Cloutier
92	Feb. 28	St. Louis	2-0	Johan Hedberg
93	Mar. 6	@ Columbus	4-0	Johan Hedberg
94	Mar. 24	Los Angeles	1-0	Dan Cloutier

No.	Date	Opponent	Score	Goaltender
<b>2004-05</b>				
Work stoppage				
<b>2006-07</b>				
95	Oct. 25	@ Chicago	5-0	<b>Roberto Luongo</b>
96	Nov. 28	Columbus	1-0	<b>Roberto Luongo</b>
97	Jan. 16	@ Montreal	4-0	<b>Roberto Luongo</b>
98	Mar. 21	Nashville	2-0	<b>Roberto Luongo</b>
99	Mar. 27	@ Colorado	3-0	<b>Roberto Luongo</b>

No shutouts were recorded by the Canucks in the following seasons: 1970-71, 1984-85, 1989-90 and 2005-06.

## OPPONENTS

No.	Date	Opponent	Score	Goaltender
<b>1971-72</b>				
1	Oct. 20	@ Minnesota	0-7	Cesare Maniago
2	Oct. 22	Montreal	0-6	Ken Dryden
3	Oct. 27	@ Toronto	0-0	Bernie Parent
4	Nov. 17	@ Chicago	0-3	Tony Esposito
5	Nov. 18	@ Boston	0-5	Ed Johnston
6	Dec. 4	@ Montreal	0-7	Ken Dryden
7	Dec. 22	@ Detroit	0-3	Al Smith
8	Jan. 20	@ Buffalo	0-1	Roger Crozier
9	Jan. 27	@ Chicago	0-4	Tony Esposito
10	Jan. 30	California	0-2	Gilles Meloche
11	Feb. 24	@ Detroit	0-2	Al Smith
12	Mar. 4	@ Montreal	0-5	Ken Dryden
<b>1972-73</b>				
13	Oct. 19	@ Buffalo	0-6	Roger Crozier
14	Oct. 24	Pittsburgh	0-4	Denis Herron
15	Jan. 14	Montreal	0-3	Wayne Thomas
16	Jan. 19	Los Angeles	0-4	Gary Edwards
17	Mar. 22	@ Philadelphia	0-9	Doug Favell
<b>1973-74</b>				
18	Oct. 17	@ Chicago	0-5	Tony Esposito
19	Nov. 9	Chicago	0-4	Tony Esposito
20	Nov. 25	@ NY Rangers	0-5	Ed Giacomini
21	Dec. 7	Atlanta	0-2	Dan Bouchard
22	Mar. 23	@ Los Angeles	0-5	Gary Edwards
<b>1974-75</b>				
23	Jan. 1	Philadelphia	0-2	Bernie Parent
24	Mar. 19	@ NY Rangers	0-3	Ed Giacomini
<b>1975-76</b>				
25	Oct. 12	@ Chicago	0-3	Tony Esposito
<b>1976-77</b>				
26	Oct. 9	@ Montreal	0-3	Ken Dryden
27	Oct. 20	@ Buffalo	0-4	Gerry Desjardins
28	Nov. 13	Toronto	0-3	Mike Palmateer
29	Jan. 19	Pittsburgh	0-3	Denis Herron
30	Feb. 9	@ Montreal	0-6	Ken Dryden
31	Feb. 21	St. Louis	0-4	Eddie Johnston
32	Feb. 26	@ Minnesota	0-3	Pete Lopresti
<b>1977-78</b>				
33	Nov. 29	Philadelphia	0-3	Bernie Parent
34	Dec. 11	@ Buffalo	0-3	Don Edwards
<b>1978-79</b>				
35	Nov. 12	Philadelphia	0-4	Bernie Parent
36	Dec. 30	@ Los Angeles	0-4	Mario Lessard
37	Jan. 2	@ NY Islanders	0-9	Chico Resch
38	Jan. 6	@ Montreal	0-2	Ken Dryden
39	Jan. 24	Chicago	0-5	Tony Esposito
40	Feb. 26	@ Los Angeles	0-2	Mario Lessard
41	Mar. 7	@ Toronto	0-2	Mike Palmateer
42	Mar. 29	@ Philadelphia	0-5	Robbie Moore

No.	Date	Opponent	Score	Goaltender
<b>1979-80</b>				
43	Oct. 20	@ Toronto	0-2	Mike Palmateer
44	Jan. 8	@ NY Islanders	0-3	Chico Resch
45	Feb. 3	@ Buffalo	0-3	Bob Sauve
<b>1981-82</b>				
46	Dec. 19	@ St. Louis	0-5	Mike Liut
<b>1982-83</b>				
47	Feb. 24	@ Los Angeles	0-8	Markus Mattsson
<b>1983-84</b>				
48	Jan. 7	@ Minnesota	0-2	Gilles Meloche
49	Jan. 8	@ Chicago	0-2	Murray Bannerman
50	Jan. 10	@ St. Louis	0-2	Mike Liut
<b>1984-85</b>				
51	Oct. 30	@ Edmonton	0-7	Andy Moog
52	Nov. 17	@ Edmonton	0-7	Grant Fuhr
53	Jan. 2	@ NY Rangers	0-6	John Vanbiesbrouck
54	Feb. 6	@ St. Louis	0-4	Mike Liut
55	Mar. 2	@ Boston	0-5	Pete Peeters
<b>1985-86</b>				
56	Nov. 8	@ Edmonton	0-13	Andy Moog
57	Nov. 20	@ Chicago	0-2	Murray Bannerman
58	Dec. 2	@ Montreal	0-7	Doug Soetaert
59	Jan. 5	@ Winnipeg	0-4	Dan Bouchard
60	Feb. 11	@ NY Islanders	0-1	Billy Smith
61	Feb. 21	Calgary	0-4	Mike Vernon
<b>1986-87</b>				
62	Jan. 14	@ Los Angeles	0-4	Roland Melanson
63	Jan. 23	Pittsburgh	0-6	Meloche/Romano
64	Feb. 24	@ Calgary	0-2	Reggie Lemelin
<b>1987-88</b>				
65	Feb. 19	Toronto	0-5	Ken Wreggett
66	Feb. 28	Los Angeles	0-2	Glenn Healy
<b>1988-89</b>				
67	Dec. 15	@ Calgary	0-2	Rick Wamsley
68	Jan. 1	Montreal	0-4	Patrick Roy
69	Jan. 9	@ Toronto	0-3	Allan Bester
70	Mar. 5	@ Washington	0-3	Don Beaupre
<b>1989-90</b>				
71	Jan. 16	@ NY Islanders	0-3	Glenn Healy
72	Mar. 13	Hartford	0-1	Peter Sidorkiewicz
<b>1990-91</b>				
73	Oct. 23	@ Detroit	0-6	Tim Cheveldae
74	Nov. 11	@ Philadelphia	0-2	Pete Peeters
75	Jan. 28	Chicago	0-1	Ed Belfour
76	Feb. 10	@ New Jersey	0-2	Chris Terreri
77	Mar. 3	@ Chicago	0-8	Ed Belfour
<b>1991-92</b>				
78	Dec. 1	@ Edmonton	0-7	Bill Ranford
79	Dec. 3	@ Quebec	0-3	Ron Tugnutt
<b>1992-93</b>				
80	Feb. 15	@ Los Angeles	0-3	Kelly Hrudey
<b>1993-94</b>				
81	Feb. 4	@ Anaheim	0-3	Guy Herbert
<b>1994-95</b>				
82	Mar. 26	@ Calgary	0-2	Trevor Kidd
<b>1995-96</b>				
83	Dec. 23	Detroit	0-1	Mike Vernon
84	Jan. 16	@ Hartford	0-3	Sean Burke
85	Mar. 12	@ Washington	0-9	Jim Carey
86	Mar. 15	@ Ottawa	0-2	Damien Rhodes
87	Mar. 23	Calgary	0-4	Trevor Kidd
88	Apr. 8	@ Anaheim	0-2	Guy Hebert

# OPPONENT SHUTOUTS / HAT TRICKS

**No. Date Opponent Score Goaltender**

## 1996-97

89	Oct. 6	@ Edmonton	0-2	Curtis Joseph
90	Dec. 23	Edmonton	0-7	Bob Essensa
91	Jan. 25	@ Phoenix	0-4	Nikolai Khabibulin
92	Feb. 1	@ Calgary	0-3	Trevor Kidd
93	Feb. 22	@ Los Angeles	0-4	Stephane Fiset
94	Mar. 1	Los Angeles	0-3	Stephane Fiset

## 1997-98

95	Oct. 17	Boston	0-2	Jim Carey
96	Oct. 29	@ Chicago	0-3	Chris Terreri
97	Dec. 19	@ San Jose	0-0	Mike Vernon
100	Dec. 21	Chicago	0-5	Jeff Hackett
101	Dec. 31	Philadelphia	0-8	Ron Hextall
102	Jan. 14	@ Detroit	0-4	Chris Osgood
103	Mar. 9	St. Louis	0-4	Jamie McLennan
104	Apr. 15	Los Angeles	0-2	Jamie Storr

## 1998-99

105	Dec. 12	@ Los Angeles	0-3	Stephane Fiset
106	Dec. 26	@ San Jose	0-2	Steve Shields
107	Dec. 27	@ Edmonton	0-3	M. Shatalenkov
108	Jan. 4	@ St. Louis	0-4	Jamie McLennan
109	Feb. 1	Ottawa	0-1	Ron Tugnutt
110	Feb. 17	@ Chicago	0-4	Jocelyn Thibault
111	Feb. 28	Buffalo	0-2	Dwayne Roloson
112	Apr. 2	San Jose	0-7	Steve Shields

## 1999-00

113	Dec. 26	Calgary	0-2	Fred Brathwaite
114	Feb. 14	@ Pittsburgh	0-3	J.-S. Aubin
115	Mar. 11	@ Phoenix	0-5	Sean Burke

## 2000-01

116	Nov. 9	@ Los Angeles	0-2	Jamie Storr
117	Dec. 29	@ Calgary	0-5	Fred Brathwaite
118	Jan. 3	@ Chicago	0-6	Jocelyn Thibault
119	Jan. 20	@ St. Louis	0-3	Roman Turek
120	Feb. 8	San Jose	0-0	Steve Shields
121	Feb. 24	@ Ottawa	0-3	Patrick Lalime
122	Mar. 23	@ New Jersey	0-4	J. Vanbiesbrouck

## 2001-02

123	Nov. 20	@ Ottawa	0-3	Patrick Lalime
124	Mar. 9	@ San Jose	0-2	Miikka Kiprusoff
125	Mar. 24	Edmonton	0-2	Tommy Salo

## 2002-03

126	Nov. 6	@ Dallas	0-4	Marty Turco
127	Jan. 11	@ San Jose	0-3	Miikka Kiprusoff
128	Mar. 4	@ Philadelphia	0-3	R. Cechmanek
129	Mar. 15	Toronto	0-1	Ed Belfour
130	Apr. 6	Los Angeles	0-2	Jamie Storr

## 2003-04

131	Nov. 11	@ Minnesota	0-1	Dwayne Roloson
132	Mar. 18	@ Dallas	0-3	Marty Turco

## 2004-05

Work stoppage

## 2005-06

133	Oct. 12	@ Minnesota	0-6	Dwayne Roloson
134	Nov. 5	@ Calgary	0-1	Miikka Kiprusoff
135	Jan. 13	@ New Jersey	0-3	Martin Brodeur
136	Jan. 23	@ St. Louis	0-4	Curtis Sanford
137	Mar. 14	@ Nashville	0-5	Tomas Vokoun
138	Apr. 3	@ Los Angeles	0-1	Mathieu Garon

## 2006-07

139	Nov. 9	Anaheim	0-6	J.S. Giguere
140	Nov. 23	@ Nashville	0-6	Tomas Vokoun
141	Dec. 4	Edmonton	0-4	Dwayne Roloson
142	Dec. 21	@ Boston	0-2	Tim Thomas
143	Feb. 7	Chicago	0-3	Patrick Lalime

No shutouts were recorded by Opponents in the following seasons: 1970-71 and 1980-81.

## HAT TRICKS

**Player Date Opponent Goaltender**

### 1970-71

Orland Kurtenbach	Dec. 12	California	Gary Smith
Rosaire Paiement (4)	Feb. 9	Buffalo	Roger Crozier
Rosaire Paiement	Feb. 16	Boston	Gerry Cheevers
Wayne Maki	Mar. 28	California	Gary Smith (1) Chris Worthy (2)

### 1971-72

Andre Boudrias	Jan. 22	NY Rangers	Gilles Villeneuve
----------------	---------	------------	-------------------

### 1972-73

Bobby Schmautz	Nov. 17	L.A.	Gary Edwards (1) Rogie Vachon (2)
Bobby Schmautz (4)	Nov. 19	Buffalo	Dave Dryden
Don Tannahill	Dec. 26	California	Gilles Meloche
Bobby Schmautz (4)	Dec. 30	NY Islanders	Billy Smith
Andre Boudrias	Jan. 16	Toronto	Jacques Plante
Bobby Lalonde	Mar. 17	Pittsburgh	Andy Brown (2) Cam Newton (1)
Don Tannahill	Mar. 25	Toronto	Gord McRae

### 1973-74

Bobby Schmautz	Oct. 26	Detroit	Terry Richardson
Don Lever	Mar. 31	Calgary	Gilles Meloche

### 1974-75

Chris Oddleifson	Dec. 6	Atlanta	Dan Bouchard
Don Lever	Feb. 1	Washington	Ron Low
John Gould	Feb. 21	NY Islanders	Billy Smith
Gerry O'Flaherty	Mar. 21	Atlanta	Dan Bouchard

### 1975-76

Ron Sedlbauer	Nov. 8	Boston	Dave Reece
John Gould	Nov. 11	Toronto	Gord McRae
Garry Monahan	Jan. 23	Minnesota	Cesare Maniago

### 1976-77

Rick Blight (4)	Oct. 6	Pittsburgh	Gord Laxton
-----------------	--------	------------	-------------

### 1977-78

Jere Gillis	Nov. 9	St. Louis	Ed Johnston
Mike Walton	Nov. 15	Cleveland	Gilles Meloche

### 1978-79

Ron Sedlbauer	Nov. 28	St. Louis	Phil Myre
---------------	---------	-----------	-----------

### 1979-80

Stan Smyl	Mar. 7	Atlanta	Pat Riggan
Ivan Boldirev	Mar. 30	Minnesota	Gilles Meloche

### 1980-81

Stan Smyl	Oct. 12	Quebec	Michel Dion
Stan Smyl	Dec. 19	Pittsburgh	Rob Holland (2) Greg Millen (1)
Thomas Gradin	Mar. 4	Toronto	Jim Rutherford

### 1981-82

Thomas Gradin	Oct. 9	Edmonton	Andy Moog
Stan Smyl	Oct. 31	Philadelphia	Pete Peeters
Thomas Gradin	Nov. 8	Winnipeg	Doug Soetaert
Ivan Boldirev	Nov. 15	Calgary	Reggie Lemelin (2) Pat Riggan (1)

Stan Smyl	Jan. 27	Buffalo	Don Edwards
Darcy Rota	Mar. 18	Montreal	Denis Herron

### 1982-83

Patrik Sundstrom	Dec. 9	Minnesota	Gilles Meloche (1) Don Beaupre (2)
Darcy Rota	Jan. 6	Hartford	Greg Millen
Darcy Rota	Mar. 12	Buffalo	Phil Myre
Thomas Gradin	Mar. 16	Edmonton	Andy Moog

Player	Date	Opponent	Goaltender
<b>1983-84</b>			
Darcy Rota	Nov. 30	Hartford	Greg Millen
Tony Tanti	Jan. 15	Hartford	Greg Millen
Tiger Williams	Jan. 20	Winnipeg	Mike Veisor
Patrik Sundstrom	Feb. 9	Montreal	Rick Wamsley (2) Richard Segviny (1)
<b>1984-85</b>			
Tony Tanti	Jan. 30	Montreal	Steve Penney
<b>1985-86</b>			
Tony Tanti	Nov. 13	Pittsburgh	Roberto Romano
Petri Skriko	Nov. 19	Detroit	Greg Stefan
Tony Tanti	Jan. 21	New Jersey	Craig Billington
<b>1986-87</b>			
Petri Skriko	Nov. 18	Calgary	Mike Vernon
Petri Skriko (4)	Nov. 21	NY Rangers	John Vanbiesbrouck
Petri Skriko	Nov. 26	Los Angeles	Roland Melanson
Stan Smyl	Dec. 14	Chicago	M. Bannerman (2) Bob Sauve (1)
Tony Tanti	Jan. 19	Winnipeg	D. Berthiaume (2) Steve Penney (1)
Petri Skriko	Mar. 6	Montreal	Patrick Roy
Tony Tanti	Mar. 20	Winnipeg	Pokey Reddick
Stan Smyl	Apr. 3	Winnipeg	Pokey Reddick
<b>1987-88</b>			
Greg Adams (4)	Oct. 8	St. Louis	Greg Millen
Tony Tanti (4)	Jan. 13	Winnipeg	Steve Penney
Tony Tanti	Jan. 30	Calgary	Mike Vernon
Tony Tanti	Mar. 13	Buffalo	Tom Barrasso
<b>1988-89</b>			
Greg Adams	Oct. 12	Edmonton	Grant Fuhr
<b>Trevor Linden</b>	Nov. 17	Minnesota	Jon Casey (2) Kari Takko (1)
<b>Trevor Linden</b>	Nov. 22	Buffalo	Daren Puppa (2) Empty Net (1)
Tony Tanti	Jan. 7	Pittsburgh	Tom Barrasso
Jim Sandlak	Mar. 26	Winnipeg	Bob Essensa
<b>1989-90</b>			
Rich Sutter	Oct. 20	New Jersey	Chris Terreri
Dan Quinn	Feb. 24	Los Angeles	Kelly Hrudey
<b>1990-91</b>			
<b>Trevor Linden</b>	Dec. 20	Edmonton	Kari Takko
<b>1991-92</b>			
Igor Larionov	Nov. 3	Edmonton	Bill Ranford (2) Peter Ing (1)
Dave Babych	Nov. 22	Calgary	Mike Vernon
Greg Adams	Dec. 4	Montreal	Patrick Roy
Igor Larionov	Dec. 28	San Jose	Jeff Hackett
<b>1992-93</b>			
Pavel Bure (4)	Oct. 12	Winnipeg	Bob Essensa
Pavel Bure	Nov. 2	Calgary	Jeff Reese
Cliff Ronning	Apr. 15	Los Angeles	Robb Stauber (2) Kelly Hrudey (1)
<b>1993-94</b>			
Pavel Bure	Jan. 24	Edmonton	Bill Ranford
Pavel Bure	Mar. 11	Winnipeg	Tim Cheveldae
Pavel Bure	Mar. 27	Los Angeles	Robb Stauber

Player	Date	Opponent	Goaltender
<b>1994-95</b>			
Pavel Bure	Apr. 11	Anaheim	Guy Hebert
<b>1995-96</b>			
Alex Mogilny	Oct. 14	San Jose	Wayne Flaherty
Cliff Ronning	Dec. 1	San Jose	Chris Terreri
Alex Mogilny	Dec. 22	Anaheim	Mikhail Shtalenkov
Alex Mogilny	Jan. 6	Tampa Bay	Darren Puppa
Russ Courtnall	Mar. 6	Buffalo	Dominik Hasek
<b>Trevor Linden</b>	Mar. 9	Colorado	Stephane Fiset
<b>Markus Naslund</b>	Apr. 13	Calgary	Rick Tabaracci
<b>1996-97</b>			
Alex Mogilny	Dec. 15	St. Louis	Grant Fuhr
Martin Gelinas	Feb. 6	Detroit	Chris Osgood
Martin Gelinas (4)	Feb. 27	Phoenix	Nikolai Khabibulin
<b>1997-98</b>			
Pavel Bure	Oct. 21	Dallas	Eddie Belfour
Pavel Bure	Dec. 6	Colorado	Patrick Roy
Pavel Bure	Dec. 15	Los Angeles	Frederic Chabot Stephane Fiset
<b>1998-99</b>			
<b>Markus Naslund</b>	Dec. 4	Dallas	Eddie Belfour
<b>2000-01</b>			
Andrew Cassels	Nov. 8	Anaheim	Guy Hebert (1) Dominic Roussel (2)
Harold Druken	Dec. 8	San Jose	Evgeni Nabokov (1) Steve Shields (2)
Todd Bertuzzi	Dec. 30	San Jose	Evgeni Nabokov
<b>Markus Naslund</b>	Jan. 14	Calgary	Mike Vernon (2) Fred Brathwaite (1)
<b>2001-02</b>			
<b>Markus Naslund</b>	Oct. 18	Toronto	Curtis Joseph
<b>Markus Naslund</b>	Jan. 28	Nashville	Mike Dunham (2) Tomas Vokoun (1)
Todd Bertuzzi	Mar. 19	NY Rangers	Dan Blackburn (2) Empty Net (1)
<b>Markus Naslund</b>	Apr. 11	Los Angeles	Empty Net (1) Felix Potvin
<b>2002-03</b>			
<b>Markus Naslund</b>	Oct. 21	San Jose	Miikka Kiprusoff
<b>Markus Naslund</b> (4)	Dec. 14	Edmonton	Tommy Salo
Todd Bertuzzi	Mar. 17	Dallas	Ron Tugnott
<b>2003-04</b>			
<b>Brendan Morrison</b>	Nov. 29	Calgary	Jamie McLennan
<b>Markus Naslund</b> (4)	Dec. 9	Pittsburgh	Marc-Andre Fleury
<b>Daniel Sedin</b> (4)	Feb. 24	Detroit	Manny Legace (3) Empty Net (1)
<b>2004-05</b>			
Work stoppage			
<b>2005-06</b>			
Todd Bertuzzi	Nov. 13	Detroit	Manny Legace
Todd Bertuzzi	Jan. 14	NY Islanders	Rick DiPietro (2) Wade Dubielewicz (1)
<b>Alex Burrows</b>	Mar. 27	Los Angeles	Mathieu Garon
<b>2006-07</b>			
<b>Daniel Sedin</b>	Feb. 6	Edmonton	Dwayne Roloson (2) Empty Net (1)

No hat tricks were recorded in the following season:  
1999-00.

# ALL-TIME TEAM RECORDS

## SEASON

### POINTS

Most Overall	105	2006-07
Most Home	58	1992-93
Most Road	54	2002-03
Fewest Overall	48	1971-72, 1994-95
Fewest Home	32	1976-77
	26	1994-95*
Fewest Road	15	1971-72, 1972-73

### WINS

Most Overall	49	2006-07
Most Home	27	1992-93
Most Road	23	2006-07
	23	2002-03
Fewest Overall	20	1971-72, 1977-78
	18	1994-95*
Fewest Home	13	1976-77, 1977-78, 1989-90
	10	1994-95*
Fewest Road	5	1972-73

### LOSSES

Most Overall	50	1971-72
Most Home	22	1997-98
Most Road	30	1971-72
Fewest	26	2006-07
	26	1991-92
	18	1994-95*
Fewest Home	8	1981-82
	8	1994-95*
Fewest Road	10	2002-03, 1994-95*

### TIES

Most Overall	20	1980-81
Most Home	12	1977-78, 1981-82
Fewest Overall	8	1970-71, 1971-72, 1986-87, 1988-89
		1993-94
Fewest Home	3	

### OVERTIME

Most Games	28	1999-00
Most Wins	12	2006-07
Most Losses	9	1999-00

### SHOOTOUT

Most Games	9	2006-07
Most Wins	5	2006-07
Most Losses	4	2006-07
	4	2005-06

### GOALS

Most For	346	1992-93
Fewest For	192	1998-99
	153	1994-95*
Most Against	401	1984-85
Fewest Against	194	2003-04
	148	1994-95*

### POWER PLAY GOALS

Most For	90	1982-83, 1983-84
Fewest For	47	1972-73
	47	1994-95*
Most Against	89	1984-85
Fewest Against	49	1978-79
	39	1994-95*

### SHORTHANDED GOALS

Most For	19	1997-98
Fewest For	1	1978-79
Most Against	18	1987-88
Fewest Against	5	1974-75

## SHUTOUTS

Most	8 (twice)	2001-02, 1974-75
Fewest	0	1970-71, 1984-85, 2005-06
Most Against	12	1971-72
Fewest Against	0	1970-71, 1984-85

## PENALTIES (In minutes)

Most	2,326	1992-93
Fewest	943	1972-73

## HAT TRICKS

Most	8	1986-87
	Petri Skriko (4), Stan Smyl (2), Tony Tanti (2)	
	7	1995-96
	Mogilny (3), Linden (1), Ronning (1), Courttnall (1), Naslund (1)	

## 20-GOAL SCORERS

Most	8	1980-81
	Dave Williams (35), Bobby Schumatz (27), Ivan Boldirev (26), Curt Fraser (25), Darcy Rota (25), Stan Smyl (25), Per-Olov Brasar (22), Thomas Gradin (21)	
	8	1984-85
	Tony Tanti (39), Stan Smyl (27), Patrik Sundstrom (25), Peter McNab (23), Thomas Gradin (22), Moe Lemay (21), Cam Neely (21), Petri Skriko (21)	

## 30-GOAL SCORERS

Most	4	1992-93
	Pavel Bure (60), Petr Nedved (38), Trevor Linden (33), Geoff Courttnall (31)	

## 80-POINT SCORERS

Most	3	1982-83
	Stan Smyl (88), Thomas Gradin (86), Darcy Rota (81)	

## LONGEST WIN STREAK

Overall	10	Nov. 9-30/02
Home	9	Nov. 6-Dec. 9/92
Road	8	Dec. 20/03-Jan. 13/04

## LONGEST UNDEFEATED STREAK

Overall	14	Jan. 26-Feb. 25/03 (10-0-4-0)
Home	18	Nov. 4/92-Jan. 16/93 (16-0-2)
Road	9	Feb. 4-Mar. 3/03 (6-0-3-0)

## LONGEST LOSING STREAK

Overall	10	Oct. 23/97-Nov. 11/97
Home	6	Dec. 18/70-Jan. 20/71
Road	12	Nov. 28/81-Feb. 7/82

## LONGEST WINLESS STREAK

Overall	13	Nov. 9-Dec. 7/73 (0-10-3)
Home	11	Dec. 18/70-Feb. 6/71 (0-10-1)
Road	20	Jan. 2-Apr. 2/86 (0-14-6)

## SHUTOUTS

Longest Sequence	184:20	Mar. 29/75 vs LA - Apr. 4/75 vs MIN
Longest Sequence, Against	223:10	Jan. 4/84 vs LA - Jan. 13/84 vs WSH

\* 1994-95 was a shortened NHL Season.

## GAME

### MOST GOALS

For	11	March 28/71 - CAL 5 @ VAN 11
	11	November 25/86 - LA 5 @ VAN 11
	11	March 1/92 - CGY 0 @ VAN 11
Against	13	October 18/84 - VAN 2 @ PHI 13
	13	November 8/85 - VAN 0 @ EDM 13
Both Teams	19	October 7/83 - MIN 9 @ VAN 10

## LARGEST MARGIN OF

Victory	11	Mar. 1/92 - CGY 0 @ VAN 11
Defeat	13	Nov. 8/85 - VAN 0 @ EDM 13

## TIE GAMES

Highest Score	7-7	four times - most recent: Oct. 12/95 @ LA
Scoreless	0-0	Oct. 27/71 @ TOR Dec. 19/97 @ SJ Feb. 8/01 vs SJ

## POWER PLAY GOALS

Most For	6	October 7/83 vs MIN March 1/92 vs CGY
Most Against	6	November 29/84 by LA
Most, Both Teams	10	October 7/83 - VAN 6, MIN 4

## PENALTY MINUTES

Most For	155	Feb. 22/80 vs PHI
Most, Opponent	189	Feb. 22/80 vs PHI
Most, Two Teams	344	Feb. 22/80 vs PHI
Fewest, Two Teams	0	Mar. 13/76 vs NYR

## SHOTS ON GOAL

Most For	62	Jan. 31/91 vs NYR
Most Against	60	Feb. 25/71 BOS
Most, Two Teams	96	Jan. 31/91 vs NYR
Fewest For	8	Dec. 18/96 vs NJ
Fewest Against	10	Apr. 4/75 MIN
Fewest, Two Teams	35	Mar. 25/79 MIN
Widest Margin	34	Feb. 20/76 - VAN 50, MIN 16 Nov. 18/80 - VAN 57, WPG 23

## WIDEST MARGIN

By Opponent	39	Oct. 18/84 - PHI 58, VAN 19
-------------	----	-----------------------------

## PERIOD

### GOALS

Most For	6	Twice Jan. 21/06, 1st, vs MTL, Jan. 16/87, 1st vs CGY
Most For, Both Teams	10	Jan. 8/76 (3rd, BUF 6, VAN 4)
Most Against	7	Oct. 19/83 (3rd by EDM) Nov. 8/85 (3rd by EDM)

## POWER PLAY GOALS

Most For	4	2nd period, Dec. 14/02 @ EDM
Most Against	3	14 times (most recent Jan. 13/06, 3rd, @ NJ)* *3rd goal empty net

## PENALTY MINUTES

Most For	138	Feb. 22/80 (3rd vs PHI)
Most By Opponent	164	Feb. 22/80 (3rd by PHI)
Most, Both Teams	302	Feb. 22/80 (3rd vs PHI)

## SHOTS ON GOAL

Most For	28	Jan. 31/91 (3rd vs NYR)
Most By Opponent	28	Feb. 25/71 (3rd by BOS)
Most, Both Teams	43	Feb. 21/71 (3rd, BOS 28 VAN 15)
Fewest	0	Three Times (most recent Jan. 18/07, 3rd, @ OTT)
Fewest By Opponent	0	Twice (most recent Dec. 21/06, 3rd, @ BOS)
Fewest, Both Teams	4	3rd, Feb. 1/1999 (3rd @ OTT)
Widest Margin	24	Mar. 2/91 (3rd, VAN 27 vs STL 3)
Widest Margin, Opp.	23	Dec. 13/84 (3rd vs MTL)

## SHOTS ON GOAL IN OVERTIME

Most For	7	Twice (most recent Oct. 21/07 @ NSH)
Most, Opponent	8	Dec. 20/89 by CGY

Most, Both Teams	12	May 3/92 (VAN 6 vs EDM 6)
Widest Margin	6	Twice, most recent Apr. 2/03 (VAN 7 PHX 1)
Widest Margin, Opp.	8	Dec. 20/89 (CGY 8 VAN 0)

## FASTEST TWO GOALS

Canucks	:06	Feb. 6/92 - 2nd vs NYI (Greg Adams 8:51, Cliff Ronning 8:57)
Opponent	:07	Oct. 19/76 - 1st vs NYI (Bob Nystrom 8:34 and 8:41) Mar. 3/90 - 1st vs CGY (Joe Mullen 3:17, Doug Gilmour 3:24)
Both Teams	:04	Mar. 17/85 (3rd vs CHI) (Stan Smyl 19:06, Ed Olczyk 19:10)

## FASTEST THREE GOALS

Canucks	:48	Apr. 13/93 (1st vs LA) (Ryan Walter 8:55, Sergio Momesso 9:29, Trevor Linden 9:43)
Opponent	:20	Feb. 25/71 (3rd vs BOS) (John Bucyk 4:50, Ed Westfall 5:02, Ted Green 5:10)
Both Teams	:30	Feb. 14/88 (1st vs EDM) (C. MacTavish 3:07, T. Tanti 3:19, M. Messier 3:37)

## FASTEST FOUR GOALS

Canucks	1:23	Nov. 26/80 - 3rd vs PIT (Gerry Minor 2:07, Curt Fraser 2:34, Stan Smyl 3:05, Bobby Schmautz 3:30)
Opponent	1:39	Mar. 8/04 - 1st vs COL (Steve Konowalchuk 14:40, Joe Sakic 15:09, Darby Hendrickson 15:31, Steve Moore 16:19)
Both Teams	1:17	Nov. 26/80 - 3rd vs PIT (Curt Fraser 2:34, Stan Smyl 3:05, Bobby Schmautz 3:30, Rick Kehoe 3:51)

## FASTEST OPENING GOAL

Canucks	:09	Jan. 16/94 (Trevor Linden vs ANA)
Opponent	:07	Dec. 17/78 (Danny Gare, BUF)

## FASTEST GOAL TO START A PERIOD

Canucks	:06	Jan. 18/86 - 2nd vs LA (Steve Tambellini)
Opposition	:06	Mar. 9/06 - Overtime vs NSH (David Legwand)

## CAREER LEADERS

<b>Seasons</b>	<b>15</b>	<b>Trevor Linden</b>
<b>Games</b>	<b>1081</b>	<b>Trevor Linden</b>
<b>Goals</b>	<b>321</b>	<b>Markus Naslund</b>
<b>Assists</b>	<b>411</b>	Stan Smyl
<b>Points</b>	<b>721</b>	<b>Trevor Linden</b>
<b>Penalty Minutes</b>	<b>2127</b>	Gino Odjick
<b>Power Play Goals</b>	<b>105</b>	<b>Markus Naslund</b>
<b>Shorthanded Goals</b>	<b>24</b>	Pavel Bure
<b>Game Winning Goals</b>	<b>47</b>	<b>Markus Naslund</b>
<b>Hat Tricks</b>	<b>10</b>	Tony Tanti
<b>Games, Goaltender</b>	<b>516</b>	Kirk McLean
<b>Wins, Goaltender</b>	<b>211</b>	Kirk McLean
<b>Shutouts</b>	<b>20</b>	Kirk McLean

## CONSECUTIVE GAMES PLAYED

<b>512</b>	<b>Brendan Morrison</b>	<b>Mar. 16/00 to Apr. 8/07</b>
<b>482</b>	<b>Trevor Linden</b>	<b>Oct. 4/90 to Dec. 7/96</b>
<b>437</b>	Don Lever	Oct. 7/72 to Jan. 14/78

## CONSECUTIVE 20-GOAL SEASONS

<b>8</b>	<b>Markus Naslund, Stan Smyl</b>
----------	----------------------------------

## CONSECUTIVE 30-GOAL SEASONS

<b>5</b>	<b>Trevor Linden, Markus Naslund, Tony Tanti</b>
----------	--

# ALL-TIME INDIVIDUAL SEASON RECORDS

## SEASON

### MOST GOALS

Most	60	Pavel Bure	1992-93
		Pavel Bure	1993-94
<b>Left Wing</b>	<b>48</b>	<b>Markus Naslund</b>	<b>2002-03</b>
Right Wing	60	Pavel Bure	1992-93
		Pavel Bure	1993-94
Centre	38	P. Sundstrom	1983-84
Defenceman	23	Adrian Aucoin	1998-99
Rookie	34	Pavel Bure	1991-92
Power-Play	25	Pavel Bure	1993-94
		Todd Bertuzzi	2002-03
Pply. Defenceman	18	Adrian Aucoin	1998-99
Shorthanded	7	Pavel Bure	1992-93
<b>Game-Winning</b>	<b>12</b>	<b>Markus Naslund</b>	<b>2002-03</b>

### MOST ASSISTS

<b>Most</b>	<b>71</b>	<b>Henrik Sedin</b>	<b>2006-07</b>
<b>Left Wing</b>	<b>56</b>	<b>Markus Naslund</b>	<b>2002-03</b>
Right Wing	52	Alex Mogilny	1995-96
<b>Centre</b>	<b>71</b>	<b>Henrik Sedin</b>	<b>2006-07</b>
Defenceman	55	Dennis Kearns	1976-77
Rookie	42	Dale Tallon	1970-71

### MOST POINTS

Most	110	Pavel Bure	1992-93
<b>Left Wing</b>	<b>104</b>	<b>Markus Naslund</b>	<b>2002-03</b>
Right Wing	110	Pavel Bure	1992-93
Centre	91	P. Sundstrom	1983-84
Defenceman	63	Doug Lidster	1986-87
Rookie	60	Ivan Hlinka	1981-82
		Pavel Bure	1991-92

### GOALTENDING

<b>Most Games</b>	<b>76</b>	<b>Roberto Luongo</b>	<b>2006-07</b>
<b>Most Wins</b>	<b>47</b>	<b>Roberto Luongo</b>	<b>2006-07</b>
Most Shutouts	7	Dan Cloutier	2001-02

### MISCELLANEOUS

PIM	372	Donald Brashear	1997-98
Hat Tricks	4	Petri Skriko	1986-87
Shots	407	Pavel Bure	1992-93

### LONGEST GOAL-SCORING STREAK

8 games	Pavel Bure	11 goals	Mar. 8-25/94
---------	------------	----------	--------------

### LONGEST ASSIST-SCORING STREAK

11 games	Dennis Kearns	19 assists	Feb. 27-Mar. 20/77
----------	---------------	------------	--------------------

### LONGEST POINT-SCORING STREAK

15 games	Petr Nedved	24 points	Nov. 19-Dec. 27/92
	Todd Bertuzzi	19 points	Jan. 3-Feb. 4/02

## GAME

### MOST GOALS

4	Rosaire Paiement	Feb. 9/71	vs BUF
	Bobby Schmautz	Nov. 19/72	vs BUF
	Bobby Schmautz	Dec. 30/72	vs NYI
	Rick Blight	Oct. 6/76	@ PIT
	Petri Skriko	Nov. 21/86	vs NYR
	Greg Adams	Oct. 8/87	vs STL
	Tony Tanti	Jan. 13/88	vs WPG
	Pavel Bure	Oct. 12/92	vs WPG
	Martin Gelinas	Feb. 27/97	vs PHX
	<b>Markus Naslund</b>	<b>Dec. 14/02</b>	<b>@ EDM</b>
	<b>Markus Naslund</b>	<b>Dec. 9/03</b>	<b>vs PIT</b>
	<b>Daniel Sedin</b>	<b>Feb. 24/04</b>	<b>vs DET</b>

### MOST ASSISTS

6	Patrik Sundstrom	Feb. 29/84	@ PIT
---	------------------	------------	-------

### MOST POINTS

7	Patrik Sundstrom	Feb. 29/84	@ PIT
---	------------------	------------	-------

### MOST PENALTY MINUTES

47	Gino Odjick	Nov. 12/92	@ LA
----	-------------	------------	------

### MOST POWERPLAY GOALS

3	Rick Blight	Oct. 6/76	@ PIT
---	-------------	-----------	-------

### MOST SHORT-HANDED GOALS

2	Chris Oddleifson	Jan. 24/76	vs TOR
	Stan Smyl	Jan. 25/85	vs WPG
	Petri Skriko	Nov. 18/86	vs CGY
	Pavel Bure	Oct. 12/92	vs WPG

### MOST SHOTS

13	Pavel Bure	April 7/93	vs EDM
	Russ Courtnall	Mar. 6/96	vs BUF
	<b>Trevor Linden</b>	<b>Mar. 9/96</b>	<b>vs COL</b>

## PERIOD

### MOST GOALS

3	Bobby Schmautz	Nov. 19/72	vs BUF, 2nd
	Rick Blight	Oct. 6/76	@ PIT, 2nd
	Tony Tanti	Jan. 7/89	@ PIT, 2nd
	Igor Larionov	Dec. 28/91	@ SJ, 2nd
	Pavel Bure	Oct. 12/92	vs WPG, 2nd
	Andrew Cassels	Nov. 8/00	@ ANA, 2nd
	<b>Markus Naslund</b>	<b>Apr. 11/02</b>	<b>vs LA, 3rd</b>
	<b>Markus Naslund</b>	<b>Oct. 21/02</b>	<b>@ SJ, 2nd</b>

### MOST ASSISTS

4	Several players, most recent		
	<b>Markus Naslund</b>	<b>Jan. 25/04</b>	<b>vs NSH, 2nd</b>

### MOST POINTS

5	Cliff Ronning	Apr. 15/93	@ LA, 3rd
---	---------------	------------	-----------

### MOST PIM

47	Gino Odjick	Nov. 12/92	@ LA, 3rd
----	-------------	------------	-----------

### FASTEST TWO GOALS

:09	Gerry O'Flaherty	Mar. 15/74	vs ATL, 3rd
	(scored at 17:48,17:57)		

### FASTEST THREE GOALS

<b>6:43</b>	<b>Markus Naslund</b>	<b>Oct. 21/02</b>	<b>@ SJ, 2nd</b>
	(scored 0:31, 4:17, 7:14)		

### FASTEST TWO SHORT-HANDED GOALS

1:11	Petri Skriko	Nov. 18/86	vs CGY, 2nd
	(scored at 13:21, 14:32)		



PLAYOFFS



WE ARE ALL  
**CANUCKS**

# ALL-TIME PLAYOFF OPPONENTS

## ALL-TIME PLAYOFF OPPONENTS

Team	Series	W	L	GP	W	L	GF	GA	PCT.	Last Mtg.	Rd.	Result
Anaheim	1	0	1	5	1	4	8	14	.200	2007	CSF	1-4 L
Buffalo	2	0	2	7	1	6	14	28	.143	1981	PR	0-3 L
Calgary	6	2	4	32	15	17	96	101	.468	2004	CQF	3-4 L
Chicago	2	1	1	9	4	5	24	24	.444	1995	CSF	0-4 L
Colorado	2	0	2	10	2	8	26	40	.200	2001	CQF	0-4 L
Dallas	2	2	0	12	8	4	31	23	.667	2007	CQF	4-3 W
Detroit	1	0	1	6	2	4	16	22	.333	2002	CQF	2-4 L
Edmonton	2	0	2	9	2	7	20	35	.222	1992	DF	2-4 L
Los Angeles	3	1	2	17	8	9	60	66	.470	1993	DF	2-4 L
Minnesota	1	0	1	7	3	4	17	21	.429	2003	CSF	3-4 L
Montreal	1	0	1	5	1	4	9	20	.200	1975	QF	1-4 L
NY Islanders	2	0	2	6	0	6	14	26	.000	1982	F	0-4 L
NY Rangers	1	0	1	7	3	4	19	21	.428	1994	F	3-4 L
Philadelphia	1	0	1	3	1	2	9	15	.333	1979	PR	1-2 L
St. Louis	2	2	0	14	8	6	44	48	.571	2003	CQF	4-3 W
Toronto	1	1	0	5	4	1	16	9	.800	1994	CF	4-1 W
Winnipeg	2	2	0	13	8	5	50	34	.615	1993	DSF	4-2 W
<b>TOTALS</b>	<b>32</b>	<b>11</b>	<b>21</b>	<b>167</b>	<b>71</b>	<b>96</b>	<b>473</b>	<b>547</b>	<b>.425</b>			

### HOME

Team	GP	W	L	GF	GA	GP	W	L	GF	GA
Anaheim	2	0	2	4	6	3	1	2	4	8
Buffalo	3	1	2	9	12	4	0	4	5	16
Calgary	16	8	8	50	46	16	7	9	46	55
Chicago	4	2	2	14	13	5	2	3	10	11
Colorado	5	1	4	10	19	5	1	4	16	21
Dallas	7	4	3	18	15	5	4	1	13	8
Detroit	3	0	3	7	13	3	2	1	9	9
Edmonton	4	2	2	12	12	5	0	5	8	23
Los Angeles	9	4	5	26	30	8	4	4	35	36
Minnesota	4	1	3	10	17	3	2	1	7	9
Montreal	2	0	2	1	8	3	1	2	8	12
NY Islanders	3	0	3	2	9	3	0	3	12	17
NY Rangers	4	2	2	12	11	3	1	2	7	10
Philadelphia	1	0	1	4	6	2	1	1	5	9
St. Louis	7	4	3	21	25	7	4	3	23	23
Toronto	3	3	0	10	3	2	1	1	6	6
Winnipeg	7	5	2	28	15	6	3	3	22	19

### ROAD

Team	GP	W	L	GF	GA	GP	W	L	GF	GA
Anaheim	3	1	2	4	8	3	1	2	4	8
Buffalo	4	0	4	5	16	4	0	4	5	16
Calgary	16	7	9	46	55	16	7	9	46	55
Chicago	5	2	3	10	11	5	2	3	10	11
Colorado	5	1	4	16	21	5	1	4	16	21
Dallas	5	4	1	13	8	5	4	1	13	8
Detroit	3	2	1	9	9	3	2	1	9	9
Edmonton	5	0	5	8	23	5	0	5	8	23
Los Angeles	8	4	4	35	36	8	4	4	35	36
Minnesota	3	2	1	7	9	3	2	1	7	9
Montreal	3	1	2	8	12	3	1	2	8	12
NY Islanders	3	0	3	12	17	3	0	3	12	17
NY Rangers	3	1	2	7	10	3	1	2	7	10
Philadelphia	2	1	1	5	9	2	1	1	5	9
St. Louis	7	4	3	23	23	7	4	3	23	23
Toronto	2	1	1	6	6	2	1	1	6	6
Winnipeg	6	3	3	22	19	6	3	3	22	19

## ALL-TIME PLAYOFF OVERTIME

Date	Opponent	Scorer	Time	W-L	Score	Date	Opponent	Scorer	Time	W-L	Score
Apr. 22, 1975	@ Montreal	Guy Lafleur	17:06	L	5-4	May 16, 1994	Toronto	Peter Zezel	16:55	L	3-2
Apr. 8, 1981	@ Buffalo	Al Haworth	5:00	L	3-2	May 24, 1994	Toronto	Greg Adams	20:14	W	4-3
Apr. 8, 1982	Calgary	Dave Williams	14:20	W	2-1	May 31, 1994	NY Rangers	Greg Adams	19:26	W	3-2
Apr. 16, 1982	Los Angeles	Steve Bozek	4:33	L	3-2	May 15, 1995	@ St. Louis	Cliff Ronning	1:48	W	6-5
Apr. 18, 1982	@ Los Angeles	Colin Campbell	0:23	W	4-3	May 21, 1995	@ Chicago	Joe Murphy	9:04	L	2-1
Apr. 27, 1982	@ Chicago	Jim Nill	28:58	W	2-1	May 25, 1995	Chicago	Chris Chelios	6:22	L	3-2
May 8, 1982	@ NY Islanders	Mike Bossy	19:58	L	6-5	May 27, 1995	Chicago	Chris Chelios	5:35	L	4-3
Apr. 6, 1983	@ Calgary	Eddy Beers	12:27	L	4-3	Apr. 25, 1996	@ Colorado	Joe Sakic	0:51	L	5-4
Apr. 10, 1983	Calgary	Greg Meredith	1:06	L	4-3	Apr. 16, 2001	@ Vancouver	Peter Forsberg	2:50	L	4-3
Apr. 5, 1989	Calgary	Paul Reinhart	2:47	W	4-3	Apr. 17, 2002	@ Detroit	Henrik Sedin	13:59	W	4-3
Apr. 15, 1989	Calgary	Joel Otto	19:21	L	4-3	Apr. 25, 2003	@ Vancouver	Trent Klatt	3:42	W	4-3
Apr. 6, 1991	@ Los Angeles	Wayne Gretzky	11:08	L	3-2	May 2, 2003	@ Minnesota	Brent Sopel	15:52	W	3-2
Apr. 8, 1991	Los Angeles	Cliff Ronning	3:12	W	2-1	<b>Apr. 17, 2004 @ Calgary</b>	<b>Brendan Morrison</b>	<b>42:28</b>	<b>W</b>	<b>5-4</b>	
May 3, 1992	Edmonton	Joe Murphy	8:36	L	4-3	Apr. 19, 2004	Calgary	Martin Gelinas	1:25	L	3-2
Apr. 27, 1993	Winnipeg	Teemu Selanne	6:18	L	4-3	<b>Apr. 11, 2007 Dallas</b>	<b>Henrik Sedin</b>	<b>78:06</b>	<b>W</b>	<b>5-4</b>	
Apr. 29, 1993	@ Winnipeg	Greg Adams	4:30	W	4-3	<b>Apr. 15, 2007 @ Dallas</b>	<b>Taylor Pyatt</b>	<b>7:47</b>	<b>W</b>	<b>2-1</b>	
May 11, 1993	Los Angeles	Gary Shuchuk	26:31	L	4-3	Apr. 19, 2007	Dallas	Brendan Morrow	6:22	L	0-1
Apr. 26, 1994	@ Calgary	Geoff Courtnall	7:15	W	2-1	<b>Apr. 27, 2007 @ Anaheim</b>	<b>Jeff Cowan</b>	<b>27:49</b>	<b>W</b>	<b>2-1</b>	
<b>Apr. 28, 1994 Calgary</b>	<b>Trevor Linden</b>	<b>16:43</b>	<b>W</b>	<b>3-2</b>	May 1, 2007	Anaheim	Travis Moen	2:07	L	2-3	
Apr. 30, 1994	@ Calgary	Pavel Bure	22:20	W	4-3	May 3, 2007	@ Anaheim	Scott Niedermayer	24:30	L	1-2
May 8, 1994	Dallas	Sergio Momesso	11:01	W	2-1						



DATE	VISITORS	HOME	W-L
<b>1975 QUARTER-FINALS</b>			
<b>Montreal win 4-1</b>			
Apr. 13	Vancouver 2	@ Montreal 6	L
Apr. 15	Vancouver 2	@ Montreal 1	W
Apr. 17	Montreal 4	@ Vancouver 1	L
Apr. 19	Montreal 4	@ Vancouver 0	L
Apr. 22	Vancouver 4	@ Montreal 5 OT	L
<b>1976 PRELIMINARY ROUND</b>			
<b>NY Islanders win 2-0</b>			
Apr. 6	Vancouver 3	@ NY Islanders 5	L
Apr. 8	NY Islanders 3	@ Vancouver 1	L
<b>1979 PRELIMINARY ROUND</b>			
<b>Philadelphia win 2-1</b>			
Apr. 10	Vancouver 3	@ Philadelphia 2	W
Apr. 12	Philadelphia 6	@ Vancouver 4	L
Apr. 14	Vancouver 2	@ Philadelphia 7	L
<b>1980 PRELIMINARY ROUND</b>			
<b>Buffalo win 3-1</b>			
Apr. 8	Vancouver 1	@ Buffalo 2	L
Apr. 9	Vancouver 0	@ Buffalo 6	L
Apr. 11	Buffalo 4	@ Vancouver 5	W
Apr. 12	Buffalo 3	@ Vancouver 1	L
<b>1981 PRELIMINARY ROUND</b>			
<b>Buffalo win 3-0</b>			
Apr. 8	Vancouver 2	@ Buffalo 3 OT	L
Apr. 9	Vancouver 2	@ Buffalo 5	L
Apr. 11	Buffalo 5	@ Vancouver 3	L
<b>1982 SMYTHE DIVISION SEMI-FINAL</b>			
<b>Vancouver win 3-0</b>			
Apr. 7	Calgary 3	@ Vancouver 5	W
Apr. 8	Calgary 1	@ Vancouver 2 OT	W
Apr. 10	Vancouver 3	@ Calgary 1	W
<b>1982 SMYTHE DIVISION FINAL</b>			
<b>Vancouver win 4-1</b>			
Apr. 15	Los Angeles 2	@ Vancouver 3	W
Apr. 16	Los Angeles 3	@ Vancouver 2 OT	L
Apr. 18	Vancouver 4	@ Los Angeles 3 OT	W
Apr. 19	Vancouver 5	@ Los Angeles 4	W
Apr. 21	Los Angeles 2	@ Vancouver 5	W
<b>1982 CAMPBELL CONFERENCE CHAMPIONSHIP</b>			
<b>Vancouver win 4-1</b>			
Apr. 27	Vancouver 2	@ Chicago 1 OT	W
Apr. 29	Vancouver 1	@ Chicago 4	L
May 1	Chicago 3	@ Vancouver 4	W
May 4	Chicago 3	@ Vancouver 5	W
May 6	Vancouver 6	@ Chicago 2	W
<b>1982 STANLEY CUP CHAMPIONSHIP</b>			
<b>NY Islanders win 4-0</b>			
May 8	Vancouver 5	@ NY Islanders 6 OT	L
May 11	Vancouver 5	@ NY Islanders 6	L
May 13	NY Islanders 3	@ Vancouver 0	L
May 16	NY Islanders 3	@ Vancouver 1	L
<b>1983 SMYTHE DIVISION SEMI-FINAL</b>			
<b>Calgary win 3-1</b>			
Apr. 6	Vancouver 3	@ Calgary 4 OT	L
Apr. 7	Vancouver 3	@ Calgary 5	L
Apr. 9	Calgary 4	@ Vancouver 5	W
Apr. 10	Calgary 4	@ Vancouver 3 OT	L
<b>1984 SMYTHE DIVISION SEMI-FINAL</b>			
<b>Calgary win 3-1</b>			
Apr. 4	Vancouver 3	@ Calgary 5	L
Apr. 5	Vancouver 2	@ Calgary 4	L
Apr. 7	Calgary 0	@ Vancouver 7	W
Apr. 8	Calgary 5	@ Vancouver 1	L

DATE	VISITORS	HOME	W-L
<b>1986 SMYTHE DIVISION SEMI-FINAL</b>			
<b>Edmonton win 3-0</b>			
Apr. 9	Vancouver 3	@ Edmonton 7	L
Apr. 10	Vancouver 1	@ Edmonton 5	L
Apr. 12	Edmonton 5	@ Vancouver 1	L
<b>1989 SMYTHE DIVISION SEMI-FINAL</b>			
<b>Calgary win 4-3</b>			
Apr. 5	Vancouver 4	@ Calgary 3 OT	W
Apr. 6	Vancouver 2	@ Calgary 5	L
Apr. 8	Calgary 4	@ Vancouver 0	L
Apr. 9	Calgary 3	@ Vancouver 5	W
Apr. 11	Vancouver 0	@ Calgary 4	L
Apr. 13	Calgary 3	@ Vancouver 6	W
Apr. 15	Vancouver 3	@ Calgary 4 OT	L
<b>1991 SMYTHE DIVISION SEMI-FINAL</b>			
<b>Los Angeles win 4-2</b>			
Apr. 4	Vancouver 6	@ Los Angeles 5	W
Apr. 6	Vancouver 2	@ Los Angeles 3 OT	L
Apr. 8	Los Angeles 1	@ Vancouver 2 OT	W
Apr. 10	Los Angeles 6	@ Vancouver 1	L
Apr. 12	Vancouver 4	@ Los Angeles 7	L
Apr. 14	Los Angeles 4	@ Vancouver 1	L
<b>1992 SMYTHE DIVISION SEMI-FINAL</b>			
<b>Vancouver win 4-3</b>			
Apr. 18	Winnipeg 3	@ Vancouver 2	L
Apr. 20	Winnipeg 2	@ Vancouver 3	W
Apr. 22	Vancouver 2	@ Winnipeg 4	L
Apr. 24	Vancouver 1	@ Winnipeg 3	L
Apr. 26	Winnipeg 2	@ Vancouver 8	W
Apr. 28	Vancouver 8	@ Winnipeg 3	W
Apr. 30	Winnipeg 0	@ Vancouver 5	W
<b>1992 SMYTHE DIVISION FINAL</b>			
<b>Edmonton win 4-2</b>			
May 3	Edmonton 4	@ Vancouver 3 OT	L
May 4	Edmonton 0	@ Vancouver 4	W
May 6	Vancouver 2	@ Edmonton 5	L
May 8	Vancouver 2	@ Edmonton 3	L
May 10	Edmonton 3	@ Vancouver 4	W
May 12	Vancouver 0	@ Edmonton 3	L
<b>1993 SMYTHE DIVISION SEMI-FINAL</b>			
<b>Vancouver win 4-2</b>			
Apr. 18	Winnipeg 2	@ Vancouver 4	W
Apr. 21	Winnipeg 2	@ Vancouver 3	W
Apr. 23	Vancouver 4	@ Winnipeg 5	L
Apr. 25	Vancouver 3	@ Winnipeg 1	W
Apr. 27	Winnipeg 4	@ Vancouver 3 OT	L
Apr. 29	Vancouver 4	@ Winnipeg 3 OT	W
<b>1993 SMYTHE DIVISION FINAL</b>			
<b>Los Angeles win 4-2</b>			
May 2	Los Angeles 2	@ Vancouver 5	W
May 5	Los Angeles 6	@ Vancouver 3	L
May 7	Vancouver 4	@ Los Angeles 7	L
May 9	Vancouver 7	@ Los Angeles 2	W
May 11	Los Angeles 4	@ Vancouver 3 OT	L
May 13	Vancouver 3	@ Los Angeles 5	L
<b>1994 WESTERN CONFERENCE QUARTER FINAL</b>			
<b>Vancouver win 4-3</b>			
Apr. 18	Vancouver 5	@ Calgary 0	W
Apr. 20	Vancouver 5	@ Calgary 7	L
Apr. 22	Calgary 4	@ Vancouver 2	L
Apr. 24	Calgary 3	@ Vancouver 2	L
Apr. 26	Vancouver 2	@ Calgary 1 OT	W
Apr. 28	Calgary 2	@ Vancouver 3 OT	W
Apr. 30	Vancouver 4	@ Calgary 3 OT	W

# ALL-TIME PLAYOFF RESULTS

## DATE VISITORS HOME W-L

### 1994 WESTERN CONFERENCE SEMI-FINAL

#### Vancouver win 4-1

May 2	Vancouver	6	@ Dallas	4	W
May 4	Vancouver	3	@ Dallas	0	W
May 6	Dallas	4	@ Vancouver	3	L
May 8	Dallas	1	@ Vancouver	2 OT	W
May 10	Dallas	2	@ Vancouver	4	W

### 1994 WESTERN CONFERENCE FINAL

#### Vancouver win 4-1

May 16	Vancouver	2	@ Toronto	3 OT	L
May 18	Vancouver	4	@ Toronto	3	W
May 20	Toronto	0	@ Vancouver	4	W
May 22	Toronto	0	@ Vancouver	2	W
May 24	Toronto	3	@ Vancouver	4 OT	W

### 1994 STANLEY CUP FINAL

#### NY Rangers win 4-3

May 31	Vancouver	3	@ NY Rangers	2 OT	W
June 2	Vancouver	1	@ NY Rangers	3	L
June 4	NY Rangers	5	@ Vancouver	1	L
June 7	NY Rangers	4	@ Vancouver	2	L
June 9	Vancouver	6	@ NY Rangers	3	W
June 11	NY Rangers	1	@ Vancouver	4	W
June 14	Vancouver	2	@ NY Rangers	3	L

### 1995 WESTERN CONFERENCE QUARTER-FINAL

#### Vancouver win 4-3

May 7	Vancouver	1	@ St. Louis	2	L
May 9	Vancouver	5	@ St. Louis	3	W
May 11	St. Louis	1	@ Vancouver	6	W
May 13	St. Louis	5	@ Vancouver	2	L
May 15	Vancouver	6	@ St. Louis	5 OT	W
May 17	St. Louis	8	@ Vancouver	2	L
May 19	Vancouver	5	@ St. Louis	3	W

### 1995 WESTERN CONFERENCE SEMI-FINAL

#### Chicago win 4-0

May 21	Vancouver	1	@ Chicago	2 OT	L
May 23	Vancouver	0	@ Chicago	2	L
May 25	Chicago	3	@ Vancouver	2 OT	L
May 27	Chicago	4	@ Vancouver	3 OT	L

### 1996 WESTERN CONFERENCE QUARTER-FINAL

#### Colorado win 4-2

Apr. 16	Vancouver	2	@ Colorado	5	L
Apr. 18	Vancouver	5	@ Colorado	4	W
Apr. 20	Colorado	4	@ Vancouver	0	L
Apr. 22	Colorado	3	@ Vancouver	4	W
Apr. 25	Vancouver	4	@ Colorado	5 OT	L
Apr. 27	Colorado	3	@ Vancouver	2	L

### 2001 WESTERN CONFERENCE QUARTER-FINAL

#### Colorado win 4-0

Apr. 12	Vancouver	4	@ Colorado	5	L
Apr. 14	Vancouver	1	@ Colorado	2	L
Apr. 16	Colorado	4	@ Vancouver	3	L
Apr. 18	Colorado	5	@ Vancouver	1	L

### 2002 WESTERN CONFERENCE QUARTER-FINAL

#### Detroit win 4-2

Apr. 17	Vancouver	4	@ Detroit	3 OT	W
Apr. 19	Vancouver	5	@ Detroit	2	W
Apr. 21	Detroit	3	@ Vancouver	1	L
Apr. 23	Detroit	4	@ Vancouver	2	L
Apr. 25	Vancouver	0	@ Detroit	4	L
Apr. 27	Detroit	6	@ Vancouver	4	L

## DATE VISITORS HOME W-L

### 2003 WESTERN CONFERENCE QUARTER-FINAL

#### Vancouver win 4-3

Apr. 10	St. Louis	6	@ Vancouver	0	L
Apr. 12	St. Louis	1	@ Vancouver	2	W
Apr. 14	Vancouver	1	@ St. Louis	3	L
Apr. 16	Vancouver	1	@ St. Louis	4	L
Apr. 18	St. Louis	3	@ Vancouver	5	W
Apr. 20	Vancouver	4	@ St. Louis	3	W
Apr. 22	St. Louis	1	@ Vancouver	4	W

### 2003 WESTERN CONFERENCE SEMI-FINAL

#### Minnesota win 4-3

Apr. 25	Minnesota	3	@ Vancouver	4 OT	W
Apr. 27	Minnesota	3	@ Vancouver	2	L
Apr. 29	Vancouver	3	@ Minnesota	2	W
May 2	Vancouver	3	@ Minnesota	2 OT	W
May 5	Minnesota	7	@ Vancouver	2	L
May 7	Vancouver	1	@ Minnesota	5	L
May 8	Minnesota	4	@ Vancouver	2	L

### 2004 WESTERN CONFERENCE QUARTER-FINAL

#### Calgary win 4-3

Apr. 7	Calgary	3	@ Vancouver	5	W
Apr. 9	Calgary	2	@ Vancouver	1	L
Apr. 11	Vancouver	2	@ Calgary	1	W
Apr. 13	Vancouver	0	@ Calgary	4	L
Apr. 15	Calgary	2	@ Vancouver	1	L
Apr. 17	Vancouver	5	@ Calgary	4 OT	W
Apr. 19	Calgary	3	@ Vancouver	2 OT	L

### 2007 WESTERN CONFERENCE QUARTER-FINAL

#### Vancouver win 4-3

Apr. 11	Dallas	4	@ Vancouver	5 OT	W
Apr. 13	Dallas	2	@ Vancouver	0	L
Apr. 15	Vancouver	2	@ Dallas	1 OT	W
Apr. 17	Vancouver	2	@ Dallas	1	W
Apr. 19	Dallas	1	@ Vancouver	0 OT	L
Apr. 21	Vancouver	0	@ Dallas	2	L
Apr. 23	Dallas	1	@ Vancouver	4	W

### 2007 WESTERN CONFERENCE SEMI-FINAL

#### Anaheim win 4-1

Apr. 25	Vancouver	1	@ Anaheim	5	L
Apr. 27	Vancouver	2	@ Anaheim	1 OT	W
Apr. 29	Anaheim	3	@ Vancouver	2	L
May 1	Anaheim	3	@ Vancouver	2 OT	L
May 3	Vancouver	1	@ Anaheim	2 OT	L

### ALL-TIME PLAYOFF SHOOTOUTS

Year	Date	Goaltender	Opp.	Score
1975	Apr. 19	Ken Dryden	Montreal	0-4
1980	Apr. 9	Bob Sauve	Buffalo	0-6
1982	May 13	Bill Smith	NY Islanders	0-3
1984	Apr. 7	Richard Brodeur	Calgary	7-0
1989	Apr. 8	Mike Vernon	Calgary	0-4
1989	Apr. 11	Mike Vernon	Calgary	0-4
1992	Apr. 30	Kirk McLean	Winnipeg	5-0
1992	May 4	Kirk McLean	Edmonton	4-0
1992	May 12	Bill Ranford	Edmonton	0-3
1994	Apr. 18	Kirk McLean	Calgary	5-0
1994	May 4	Kirk McLean	Dallas	3-0
1994	May 20	Kirk McLean	Toronto	4-0
1994	May 22	Kirk McLean	Toronto	2-0
1995	May 23	Ed Belfour	Chicago	0-2
1996	Apr. 20	Patrick Roy	Colorado	0-4
2002	Apr. 25	Dominik Hasek	Detroit	0-4
2003	Apr. 10	Chris Osgood	St. Louis	0-6
2004	Apr. 13	Mikha Kiprusoff	Calgary	0-4
2007	Apr. 13	Marty Turco	Dallas	0-2
2007	Apr. 19	Marty Turco	Dallas	0-1
2007	Apr. 21	Marty Turco	Dallas	0-2

## ALL-TIME PLAYOFF COACHING

No	Coach	GP	W	L	PCT
1.	Roger Neilson	21	12	9	.571
2.	Pat Quinn	61	31	30	.508
3.	Bob McCammon	7	3	4	.428
4.	<b>Alain Vigneault</b>	<b>12</b>	<b>5</b>	<b>7</b>	<b>.417</b>
5.	Marc Crawford	31	12	19	.387
6.	Rick Ley	11	4	7	.364
7.	Harry Neale	14	3	11	.214
8.	Phil Maloney	7	1	6	.142
9.	Tom Watt	3	0	3	.000

## ALL-TIME TOP FIVE

Games Played		Penalty Minutes	
1. <b>Trevor Linden</b>	118	1. Dave Williams	181
2. Jyrki Lumme	72	2. S. Momesso	157
3. Cliff Ronning	72	3. Geoff Courtall	121
4. Kirk McLean	68	4. Curt Fraser	108
5. S. Momesso	66	5. Ed Jovanovski	99
Goals		Defenceman Points	
1. <b>Trevor Linden</b>	34	1. Jyrki Lumme	40
Pavel Bure	34	2. Dave Babych	27
3. Geoff Courtall	26	3. <b>Mattias Ohlund</b>	25
4. Cliff Ronning	24	T-4. Ed Jovanovski	19
5. Thomas Gradin	17	Jeff Brown	19
Assists			
1. <b>Trevor Linden</b>	61		
2. Geoff Courtall	35		
3. Cliff Ronning	34		
4. Pavel Bure	32		
5. Jyrki Lumme	31		

## ALL-TIME PLAYOFF SCORING

RK	Player	GP	G	A	PTS	PIM
1.	<b>T. Linden</b>	<b>118</b>	<b>34</b>	<b>61</b>	<b>95</b>	<b>90</b>
2.	P. Bure	60	34	32	66	72
3.	G. Courtinall	65	26	35	61	121
4.	C. Ronning	72	24	34	58	48
5.	J. Lumme	72	9	31	40	36
6.	T. Gradin	38	17	21	38	20
7.	G. Adams	53	15	19	34	16
T-8.	<b>M. Naslund</b>	<b>45</b>	<b>13</b>	<b>20</b>	<b>33</b>	<b>46</b>
	S. Smyl	41	16	17	33	64
T-10.	D. Babych	60	9	18	27	27
T-11.	<b>M. Ohlund</b>	<b>42</b>	<b>8</b>	<b>17</b>	<b>25</b>	<b>49</b>
	<b>B. Morrison</b>	<b>43</b>	<b>8</b>	<b>17</b>	<b>25</b>	<b>38</b>
13.	M. Craven	34	8	15	23	22
14.	S. Momesso	66	9	13	22	157
15.	<b>H. Sedin</b>	<b>43</b>	<b>10</b>	<b>10</b>	<b>20</b>	<b>24</b>
T-16.	E. Jovanovski	31	9	10	19	36
	J. Brown	29	7	12	19	39
18.	<b>D. Sedin</b>	<b>43</b>	<b>5</b>	<b>13</b>	<b>18</b>	<b>12</b>
19.	J. Sandlik	33	7	10	17	30
20.	R. Courtinall	17	5	11	16	23
T-21.	D. Rota	30	10	5	15	82
	I. Boldirev	22	9	6	15	4
	G. Diduck	47	6	9	15	55
T-24.	T. Bertuzzi	24	6	8	14	82
	D. Williams	31	4	10	14	181
T-26.	C. Fraser	27	4	9	13	108
	I. Hlinka	16	3	10	13	8
T-28.	<b>M. Cooke</b>	<b>32</b>	<b>8</b>	<b>4</b>	<b>12</b>	<b>30</b>
	D. Halward	28	6	6	12	77
	M. Gelinis	33	6	6	12	26
	D. Lidster	41	2	10	12	36
T-32.	I. Larionov	19	4	7	11	10
	G. Lupul	25	4	7	11	11
	P. Nedved	28	3	8	11	18
	L. Molin	19	2	9	11	7
	N. Belland	21	2	9	11	23
	B. Soppel	42	2	9	11	10

## ALL-TIME PLAYOFF PENALTY SHOTS

1. Steve Duchesne, Los Angeles, successful against Kirk McLean, Game 4, Smythe Division Semi-Finals, Apr. 10, 1991
2. Pavel Bure unsuccessful against Mike Richter, NY Rangers Game 4, Stanley Cup Finals, June 7, 1994
3. Todd Bertuzzi unsuccessful against Dominik Hasek, Detroit Red Wings Game 3, Western Conference Quarter-Final, Apr. 21, 2002

## ALL-TIME PLAYOFF GOALTENDING

No	Player	GPI	MINS	GA	SO	AVG	W	L
1.	K. McLean	68	4189	198	6	2.84	34	34
2.	R. Brodeur	29	1809	99	1	3.28	12	17
3.	D. Cloutier	25	1360	75	0	3.31	10	13
4.	<b>R. Luongo</b>	<b>12</b>	<b>847</b>	<b>25</b>	<b>0</b>	<b>1.77</b>	<b>5</b>	<b>7</b>
5.	G. Bromley	7	360	25	0	4.17	2	5
6.	C. Hirsch	6	338	21	0	3.73	2	3
7.	T. Gamble	4	249	16	0	3.86	1	3
8.	G. Smith	4	257	14	0	3.27	1	3
9.	A. Auld	4	241	10	0	2.48	1	2
10.	S. Weeks	3	140	8	0	4.00	0	2
11.	J. Garrett	3	78	4	0	3.06	1	0
12.	J. Hedberg	2	98	4	0	2.45	1	1
13.	B. Essensa	2	122	6	0	2.95	0	2
14.	C. Ridley	2	120	8	0	4.00	0	2
15.	P. Skudra	2	96	5	0	3.13	0	1
16.	G. Hanlon	2	60	3	0	3.00	0	0
17.	D. Sabourin	2	14	1	0	4.29	0	0
18.	W. Young	1	60	5	0	5.00	0	1
19.	K. Lockett	1	60	6	0	6.00	0	1
20.	K. Whitmore	1	20	2	0	6.00	0	0

RK	Player	GP	G	A	PTS	PIM
T-38.	T. Tanti	18	1	9	10	15
	B. Hedican	41	1	9	10	32
	H. Snepsts	44	1	9	10	99
T-41.	T. Klatt	18	5	4	9	2
	L. Lindgren	25	3	6	9	14
	N. La Fayette	20	2	7	9	13
	A. Mogilny	6	1	8	9	8
T-45.	<b>S. Salo</b>	<b>29</b>	<b>2</b>	<b>6</b>	<b>8</b>	<b>6</b>
	T. Fergus	13	5	3	8	6
	A. Plavsic	13	1	7	8	4
T-48.	J. Nill	20	4	3	7	73
	B. Bradley	7	3	4	7	10
	D. Murzyn	40	3	4	7	92
	R. Lanz	14	2	5	7	6
	C. Oddleifson	14	1	6	7	8
T-53.	<b>T. Pyatt</b>	<b>12</b>	<b>2</b>	<b>4</b>	<b>6</b>	<b>6</b>
	B. Dailey	7	2	4	6	14
	P. Skriko	10	1	5	6	04
T-56.	E. Tikkanen	6	3	2	5	2
	J. Gould	7	3	2	5	0
	R. Nordmark	7	3	2	5	8
	J. Beranek	14	3	2	5	12
	R. Oksijuta	10	2	3	5	0
	P. Reinhart	7	2	3	5	4
	C. Campbell	19	2	3	5	98
	D. Ward	9	2	3	5	0
	R. Blight	5	0	5	5	2
	M. Baron	24	0	5	5	20
	K. McLean (G)	68	0	5	5	0
T-67.	G. Odjick	32	3	1	4	95
	J. Gillis	5	2	2	4	0
	T. Kurvers	6	2	2	4	12
	G. O'Flaherty	7	2	2	4	6
	D. Lever	10	2	2	4	6
	K. McCarthy	11	2	2	4	12
	J. Ruutu	24	1	3	4	32
	<b>A. Chubarov</b>	<b>27</b>	<b>0</b>	<b>4</b>	<b>4</b>	<b>4</b>

# ALL-TIME PLAYOFF SCORING

## ALL-TIME PLAYOFF SCORING

RK	Player	GP	G	A	PTS	PIM	RK	Player	GP	G	A	PTS	PIM
	A. Semenov	12	1	3	4	0		T. Bouck	1	0	0	0	0
	G. Minor	12	1	3	4	25		J. King	1	0	0	0	0
	B. Simolinski	12	2	2	4	8		<b>R. Luongo (G)</b>	<b>12</b>	<b>0</b>	<b>0</b>	<b>0</b>	<b>0</b>
T-78.	P. Bordeleau	5	2	1	3	0		D. Sabourin (G)	2	0	0	0	0
	R. Sutter	7	2	1	3	12		K. Whitmore (G)	1	0	0	0	0
	G. Butcher	14	2	1	3	24		J. Namestnikov	2	0	0	0	2
	A. Cassels	6	2	1	3	0		J. Kocur	1	0	0	0	0
	M. Kirtom	4	1	2	3	7		J. Dowd	1	0	0	0	0
	S. Lachance	8	1	2	3	6		R. Bawa	1	0	0	0	0
	M. Bridgman	7	1	2	3	10		D. Bruce	1	0	0	0	0
	R. Kron	11	1	2	3	2		L. Goodenough	1	0	0	0	2
	D. Kearns	11	1	2	3	8		K. Guy	1	0	0	0	0
	P.O. Brasar	13	1	2	3	0		K. Lockett (G)	1	0	0	0	0
	M. Crawford	20	1	2	3	44		M. Petit	1	0	0	0	0
	R. Delorme	23	1	2	3	49		J. Hedberg (G)	2	0	0	0	0
	J. Sleg	5	0	3	3	4		N. Baumgartner	2	0	0	0	0
	B. MacDonald	8	0	3	3	2		J. Strudwick	2	0	0	0	0
	R. Walter	13	0	3	3	8		K. Hammond	2	0	0	0	6
	B. Glynn	17	0	3	3	10		G. Cochran	2	0	0	0	5
T-94.	<b>J. Cowan</b>	<b>10</b>	<b>2</b>	<b>0</b>	<b>2</b>	<b>22</b>		A. Demarco	2	0	0	0	0
	<b>L. Krajicek</b>	<b>12</b>	<b>0</b>	<b>2</b>	<b>2</b>	<b>12</b>		B. Essensa (G)	2	0	0	0	0
	J. Bulis	12	1	1	2	2		G. Hanlon (G)	2	0	0	0	0
	B. Reid	10	0	2	2	0		C. Ridley (G)	2	0	0	0	0
	B. Peterson	3	2	0	2	9		R. Tudor	2	0	0	0	0
	C. Neely	7	2	0	2	6		M. Walton	2	0	0	0	5
	G. Sanderson	7	1	1	2	4		M. Bergevin	3	0	0	0	2
	M. Rucinsky	7	1	1	2	6		P. Schaefer	3	0	0	0	0
	C. Ruuttu	9	1	1	2	0		P. Kavanagh	3	0	0	0	2
	D. Capuano	6	1	1	2	5		J. Benning	3	0	0	0	0
	B. Manno	10	1	1	2	12		G. Boddy	3	0	0	0	0
	P. Sundstrom	11	1	1	2	9		C. Cox	3	0	0	0	2
	M. Malik	21	1	1	2	20		A. Auld (G)	4	0	0	0	0
	J.J. Daigenault	3	0	2	2	0		M. Keane	7	0	0	0	4
	J. Belanger	3	0	2	2	2		B. Allen	7	0	0	0	6
	L. Rochefort	5	0	2	2	0		T. Currie	3	0	0	0	10
	S. Bozek	10	0	2	2	4		J. Garrett (G)	3	0	0	0	0
	T. Letowski	12	0	2	2	8		B. Gassoff	3	0	0	0	0
T-112.	<b>A. Burrows</b>	<b>11</b>	<b>1</b>	<b>0</b>	<b>1</b>	<b>14</b>		D. Lowry	3	0	0	0	0
	<b>W. Mitchell</b>	<b>12</b>	<b>0</b>	<b>1</b>	<b>1</b>	<b>12</b>		J. McIlhargey	3	0	0	0	0
	<b>J. Hansen</b>	<b>10</b>	<b>0</b>	<b>1</b>	<b>1</b>	<b>4</b>		P. McNab	3	0	0	0	0
	J. Green	9	0	1	1	12		B. Schmautz	3	0	0	0	0
	B. May	20	1	0	1	21		S. Weeks (G)	3	0	0	0	2
	J. Charbonneau	3	1	0	1	4		D. Brashear	4	0	0	0	0
	A. Aucoin	10	1	0	1	0		D. Berehowsky	4	0	0	0	12
	M. Peca	5	0	1	1	8		T. Gamble	4	0	0	0	0
	D. Kozak	3	1	0	1	0		R. Murphy	4	0	0	0	2
	D. Vervegeart	3	1	0	1	4		J. Hughes	4	0	0	0	10
	A. Boudrais	6	1	0	1	0		M. Lemay	4	0	0	0	12
	B. Ashton	7	1	0	1	8		D. Logan	4	0	0	0	0
	J. Butler	7	1	0	1	2		L. Melnyk	4	0	0	0	2
	G. Monahan	7	1	0	1	4		J. Agnew	4	0	0	0	6
	W. Young (G)	1	0	1	1	0		D. Smith	4	0	0	0	6
	J. Carson	2	0	1	1	0		G. Smith (G)	4	0	0	0	0
	P. Martin	3	0	1	1	2		L. Rohlin	5	0	0	0	0
	R. Stern	3	0	1	1	17		M. Ridley	5	0	0	0	2
	H. Druken	4	0	1	1	0		M. Wotton	5	0	0	0	4
	D. Pederson	4	0	1	1	4		T. Pratt	5	0	0	0	5
	J. Hlavac	5	0	1	1	0		A. Stojanov	5	0	0	0	2
	F. Kucera	6	0	1	1	0		D. Jackson	6	0	0	0	10
	J. Mazur	6	0	1	1	8		M. Sillinger	6	0	0	0	2
	B. Murray	6	0	1	1	13		J. Bubla	6	0	0	0	7
	R. Gregg	7	0	1	1	8		B. Lalonde	6	0	0	0	2
	T. Warriner	6	1	0	1	2		A. Schliebener	6	0	0	0	2
	M. Robitaille	7	0	1	1	4		C. Hirsch	6	0	0	0	2
	J. Grisdale	10	0	1	1	15		G.C. Adams	7	0	0	0	21
	R. Sedlbauer	10	0	1	1	19		G. Bromley (G)	7	0	0	0	2
	S. Antoski	16	0	1	1	36		J. Cullimore	11	0	0	0	12
	G. Valk	16	0	1	1	37		A. Eldebrink	13	0	0	0	10
	J. McIntyre	24	0	1	1	16		D. Cloutier (G)	25	0	0	0	10
T-144.	<b>K. Bieksa</b>	<b>9</b>	<b>0</b>	<b>0</b>	<b>0</b>	<b>20</b>		T. Hunter	46	0	0	0	74
	N. Smith	4	0	0	0	0		R. Dirk	28	0	0	0	39
	R. Fitzpatrick	3	0	0	0	6		R. Brodeur (G)	29	0	0	0	4
	<b>A. Edler</b>	<b>3</b>	<b>0</b>	<b>0</b>	<b>0</b>	<b>2</b>		B. Helmer	6	0	0	0	0
	<b>R. Kesler</b>	<b>1</b>	<b>0</b>	<b>0</b>	<b>0</b>	<b>0</b>		P. Skudra (G)	2	0	0	0	0
	T. Santala	1	0	0	0	0							

## SEASON

<b>Wins</b>		
Most	15	1994
Most Home	7	1994
Most Road	8	1994
Most Consecutive	5	Apr 26-May 4/94, May 18-31/94

<b>Goals</b>		
Most For	76	1994
Most Against	61	1994

## SERIES

<b>Goals</b>		
Most For	29	1992 Division Semi-Final vs WPG
Most Against	26	1989 Division Semi-Final vs CGY
Most, Both Team	46	1989 Division Semi-Final vs CGY 1992 Division Semi-Final vs WPG

<b>Power Play Goals</b>		
Most For	7	1989 Division Semi-Final vs CGY
Most Against	10	1989 Division Semi-Final vs CGY
Most, Both Teams	17	1989 Division Semi-Final vs CGY

<b>Shorthanded Goals</b>		
Most For	7	1995 vs STL (tied with CGY for most short-handed goals in one series)

## GAME

<b>Overtime</b>		
Longest	78:06	Apr. 11/07 (VAN 5 vs DAL 4, Henrik Sedin scored at 18:06 in the fourth overtime. The total time played for the game was 138:06).
Shortest	0:23	Apr. 18/82 (VAN 4 @ LA 3 - Colin Campbell)

<b>Goals</b>		
Most	8	Apr. 26/92 (VAN 8 vs WPG 2) Apr. 28/92 (VAN 8 @ WPG 3) May 17/95 (VAN 2 @ STL 8)
Most Against	8	Apr. 20/94 (CGY 7 vs VAN 5) Apr. 14/79 (PHI 7 vs VAN 2) Apr. 9/86 (EDM 7 vs VAN 3)
Most, Both Teams	12	Apr. 20/94 (CGY 7 vs VAN 5)

<b>Power Play Goals</b>		
Most	4	Apr. 9/89 vs CGY
Most Against	3	Seven times
Most, Both Teams	7	Apr. 9/89 vs CGY

## PERIOD

<b>Goals</b>		
Most	5	June 9/94 vs NYR
Most Against	4	Apr. 9/80 vs BUF May 11/82 vs NYI Apr. 9/86 vs EDM Apr. 20/94 vs CGY May 17/95 vs STL Apr. 16/96 vs COL June 9/94 vs NYR
Most, Both Teams	8	

<b>Power Play</b>		
Most	3	May 4/92 vs EDM Apr. 12/91 vs LA
Most Against	3	Apr. 9/80 vs BUF Apr. 9/89 vs CGY Apr. 9/89 vs CGY
Most, Both Teams	5	

<b>Overtime</b>		
Most Games	7	1994
Most Wins	6	1994
Most Losses	3	1995

<b>Power Play Goals</b>		
Most For	19	1994
Most Against	20	1994

<b>Penalty Minutes</b>		
Most	285	1982 Campbell Conference Final vs CHI

<b>Overtime</b>		
Most Games	3	1994 Western Conference Quarter-Final vs CGY (3-0) 1995 Western Conference Semi-Final vs CHI (0-3) 2007 Western Conference Quarter-Final vs DAL (2-1) 2007 Western Conference Semi-Final vs ANA (1-2)

<b>Fastest Two</b>		
Shorthanded Goals		Christian Ruutu at 4:31, Geoff Courtnall at 4:48 of second period on May 15 vs STL. Previous record was 24 seconds set by Mtl Canadiens in 1978 – an NHL record.

<b>Penalty Minutes</b>		
Most	106	Apr. 29/82 vs CHI
Most, Opponent	90	May 6/82 by CHI
Most, Both Teams	188	Apr. 29/82 vs CHI

<b>Shots on Goal</b>		
Most	56	Apr. 11/07 vs DAL
Most, Opponent	76	Apr. 11/07 by DAL
Most, Both Teams	132	Apr. 11/07 vs DAL
Fewest	16	Apr. 19/82 vs LA
Fewest, Opponent	14	May 4/92 vs EDM
Fewest, Both Teams	36	Apr. 8/89 vs CGY

<b>Shots on Goal</b>		
Most	20	May 8/92 @ EDM
Most, Opponent	22	May 3/07 @ ANA
Most	20	May 8/92 @ EDM
Most, Opponent	19	May 4/94 vs DAL Apr. 29/82 vs CHI
Most, Both Teams	32	June 9/94 vs NYR
Fewest	2	Apr. 22/96 vs COL
Fewest, Opponent	1	May 4/92 vs EDM
Fewest, Both Teams	9	Apr. 8/89 vs CGY

<b>Fastest Goal to Start Game</b>		
Canucks	:08	Apr. 7/82 vs CGY (Stan Smyl)
Opponent	:24	Apr. 13/07 vs DAL (Jeff Halpern)

<b>Fastest Goal to Start Period</b>		
Canucks	:08	Apr. 7/82 vs CGY (Stan Smyl)

## PERIOD CONTINUED

### Fastest Two Goals

Canucks	:15	Apr. 13/89 vs CGY (Rich Sutter 19:29, Garth Butcher 19:44, 2nd)
Opponent	:17	Apr. 18/01 vs COL (Peter Forsberg 9:11, Joe Sakic 9:28, 3rd)
Both Teams	:16	Apr. 17/04 @ CGY (Geoff Sanderson 10:15, Oleg Saprykin 10:31, 2nd)

### Fastest Three Goals

Canucks	2:18	Apr. 13/89 vs CGY (Jim Sandlak 17:26, Rich Sutter 19:29, Garth Butcher 19:44, 2nd)
Opponent	:38	Apr. 18/01 vs COL (Peter Forsberg 9:11, Joe Sakic 9:28, E. Messier 9:49, 3rd)
Both Teams	1:37	Apr. 5/84 vs CGY (Dave Williams 9:32, Jim Peplinski 10:06, Mike Eaves 11:09, 2nd)

### Career

<b>Most Playoff Years</b>	<b>11</b>	<b>Trevor Linden</b>
<b>Most Games Played</b>	<b>118</b>	<b>Trevor Linden</b>
<b>Most Points</b>	<b>95</b>	<b>Trevor Linden</b>
<b>Most Goals</b>	<b>34</b>	<b>Trevor Linden</b>

<b>Most Assists</b>	<b>61</b>	<b>Trevor Linden</b>
Most PIM	181	Dave Williams
Most Games, Goalie	68	Kirk McLean
Most Wins, Goalie	34	Kirk McLean
Most Shutouts, Goalie	6	Kirk McLean

### Year

Most Points	31	Pavel Bure (1994)
Most Points, Def.	15	Jeff Brown (1994)
Most Goals	16	Pavel Bure (1994)
Most Goals, Def.	7	Ed Jovanovski (2003)
Most GWG	3	Geoff Courtnall (1994)
<b>Most PPG</b>	<b>5</b>	<b>Trevor Linden (1994)</b>
Most Assists	15	Pavel Bure (1994)
Most Assists, Def.	11	Jyrki Lumme (1994)
Most PIM	116	Dave Williams (1982)
Most Shots	101	Pavel Bure (1994)
Longest Point Streak	16	Pavel Bure (1994) (13-10-23)
Longest Goal Streak	5	Cliff Ronning (1991)
Longest Assist Streak	5	Lars Molin (1982)
Most Games, Goalie	24	Kirk McLean (1994)
Most Wins, Goalie	15	Kirk McLean (1994)
Most Shutouts	4	Kirk McLean (1994)
Most Minutes	1544	Kirk McLean (1994)

### Series

Most Goals	7	Pavel Bure (1995 vs STL)
Most Points	12	Pavel Bure (1995 vs STL)
Most Assists	8	A. Mogilny (1996 vs COL)
Most PIM	51	D. Williams (1982 vs CHI)
Most PP	2	Many Times
Most Shots	30	Pavel Bure (1995 vs STL)

### Game

<b>Most Saves</b>	<b>72</b>	<b>R. Luongo (Apr. 11/07 vs DAL)</b>
<b>Most Goals</b>	<b>3</b>	Five players: <b>Trevor Linden, (Most recent Apr. 25/96 @ COL)</b>
Most Assists	3	Doug Halward, Geoff Courtnall (2), Pavel Bure
<b>Most Points</b>	<b>4</b>	Ten players
		<b>Trevor Linden (Apr. 9/89 vs CGY)</b>
		Geoff Courtnall (Apr. 4/91 vs LA)
		Pavel Bure (Apr. 26/92 vs WPG)
		Geoff Courtnall (Apr. 30/92 vs WPG)
		Russ Courtnall (May 9/95 at STL)
Most Shots	11	Geoff Courtnall (Apr. 30/92 vs WPG)
<b>Most PP Goals</b>	<b>2</b>	Ivan Hlinka (Apr. 15/82 vs LA)
		Doug Halward (Apr. 7/84 vs CGY)

**Trevor Linden**  
(Most recent Apr. 25/96 at COL)

### Period

Most Goals	2	Ten players
Most Assists	2	Many Times
Most Points	3	Geoff Courtnall
		(Apr. 4/91, vs LA, 3rd) Pavel Bure
		(June 9/94 vs NYR, 3rd)
Most PIM	37	Gino Odjick
		(May 17/95 vs STL)
Fastest Two Goals	2:14	Doug Halward
		(Apr. 7/84, vs CGY, 1st)
Fastest Two Goals	3:00	Mike Bossy, NYI
Opp.		(May 16/82, 2nd)





WE ARE ALL  
**CANUCKS**

## NATIONAL HOCKEY LEAGUE

### NHL NEW YORK

NHL Enterprises, L.P. & NHL Productions/NHL Images  
1185 Avenue of the Americas, New York, NY 10036  
Phone: 212-789-2000, Fax: 212-789-2020, PR Fax: 212-789-2080

### NHL MONTRÉAL

1800 McGill College Avenue, Suite 2600  
Montréal, Québec, H3A 3J6  
Phone: 514-841-9220, Fax: 514-841-1070

### NHL TORONTO & NHL ENTERPRISES CANADA L.P.

50 Bay Street, 11th Floor  
Toronto, Ontario, M5J 2X8  
Phone: 416-981-2777, Fax: 416-981-2779, PR Fax: 416-981-2769

## LEAGUE OPERATIONS

### EXECUTIVE

Commissioner ..... Gary B. Bettman  
Deputy Commissioner ..... William Daly  
Senior Executive Vice President &  
Director of Hockey Operations ..... Colin Campbell  
Senior Executive Vice President &  
Chief Financial Officer ..... Craig Harnett  
V.P., Administration, Human Resources &  
Executive Assistant to the Commissioner ..... Debbie Jordan

### HOCKEY OPERATIONS

Senior Executive Vice President of  
Hockey Operations ..... Colin Campbell  
Senior Vice President,  
Hockey Operations (Toronto) ..... Jim Gregory  
Senior Vice President &  
Director of Officiating (Toronto) ..... Stephen Walkom  
Senior Vice President,  
Hockey Operations (Toronto) ..... Mike Murphy  
Vice President & Managing Director,  
Central Registry (Toronto) ..... Sean MacLeod  
Video Director (Toronto) ..... Damian Echevarrieta  
Director of Alumni Relations (Toronto) ..... Patrick Flatley  
Director, Central Scouting (Toronto) ..... E.J. McGuire  
Director of Systems,  
Central Registry (Montreal) ..... Madeleine Supino  
Senior Manager, Hockey Operations (Toronto) ..... Kris King  
Senior Manager, Central Registry (Toronto) ..... Brandon Pridham  
Managers, Officiating (Toronto) ..... Dave Baker, Randy Hall  
Facilities Operations Manager ..... Dan Craig  
Office Manager / Senior Assistant (Toronto) ..... Kelley Rosset  
Goaltender Equipment Manager (Toronto) ..... Kay Whitmore

### BROADCASTING & PRODUCTION

Senior Vice President, Broadcasting ..... John Shannon  
Group Vice President,  
Video Production and Programming ..... Ken Rosen  
Group Vice President,  
Media Operations & Planning ..... Patti Fallick  
Vice President, Broadcasting & Programming ..... Adam Acone  
Senior Director, Operations/Footage ..... Peg Walsh

Director, Broadcast Operations (Toronto) ..... Jim Wilkes  
Director, NHL Radio ..... Gregg Baldinger  
Senior Manager, Broadcasting ..... Phyllis DeCongilio  
Senior Manager, Regional Television ..... Eric Haugen  
Senior Manager, Network Television ..... Emily Nasits  
Executive Producer ..... Darryl Lepik  
Manager, Video Services ..... Chris Cesa  
Manager, Broadcasting Operations ..... Lisa Litvak

### BROADCAST BUSINESS & SCHEDULING

Senior Vice President, Scheduling and  
Strategic Planning (Montreal) ..... Steve Hatze Petros  
Senior Director, Research ..... Mark Erlichson

### NHL IMAGES

Group Vice President,  
Media Operations & Planning ..... Patti Fallick  
Manager ..... Jessica Tomao

### NHL MEDIA

Group Vice President, Center Ice &  
NHL Network ..... Jody Shapiri  
Vice President, Media ..... John Tortora  
Senior Manager,  
NHL Center Ice Operations ..... Jennifer Wisniewski

### NHL INTERACTIVE CYBERENTERPRISES (NHL ICE)

President, NHL ICE & Senior Vice President,  
New Business Development ..... Keith Ritter  
Senior Vice President, Editorial & Production ..... Richard Libero  
Vice President, Web Operations ..... Grant Nodine  
Director, New Media Business Development ..... Troy Ewanchyna

### COMMUNICATIONS

Executive Vice President,  
Communications and Brand Strategy ..... Karen Durkin  
Senior Vice President, Communications ..... Bernadette Mansur  
Senior Vice President, Public Relations &  
Media Services (Toronto) ..... Gary Meagher  
Group Vice President, Media Relations ..... Frank Brown  
Vice President, Public Relations &  
Player Development ..... Jamey Horan  
Vice President, Community and  
Diversity Programming ..... Ken Martin  
Statistician and Information Officer (Toronto) ..... Benny Ercolani  
Senior Director, News Services ..... Greg Inglis  
Director, Entertainment Publicity ..... Nirva Milord  
Director, Youth Development, NHL Diversity ..... Willie O'Ree  
Senior Manager, Public Relations (Toronto) ..... David Keon  
Senior Manager, Public Relations (Toronto) ..... Julie Young  
Manager, Public Relations ..... Schuyler Baehman  
Manager, Community Relations ..... Ann Marie Lynch  
Publicist ..... Kerry McGovern  
Manager, NHL Diversity ..... Robert Wooley  
Manager, Community and  
Diversity Publicity ..... Mary Kay Wright

## ANAHEIM DUCKS

Honda Center  
2695 Katella Ave  
Anaheim, CA 92806  
(714) 940-2900  
GM: Brian Burke Coach: Randy Carlyle

## ATLANTA THRASHERS

Centennial Tower  
101 Marietta St NW  
Atlanta GA 30303  
(404) 878-3300  
GM: Don Waddell Coach: Bob Hartley

## BOSTON BRUINS

TD Banknorth Garden  
100 Legends Way  
Boston, MA 02114  
(617) 624-1900  
GM: Peter Chiarelli Coach: Claude Julien

## BUFFALO SABRES

HSBC Arena  
1 Seymour H. Knox III Plaza  
Buffalo, NY 14203  
(716) 855-4100  
GM: Darcy Regier Coach: Lindy Ruff

## CALGARY FLAMES

Pengrowth Saddledome  
P.O. Box 1540, Station M  
Calgary, AB T2P 3B9  
(403) 777-4636  
GM: Darryl Sutter Coach: Mike Keenan

## CAROLINA HURRICANES

RBC Center  
1400 Edwards Mill Rd  
Raleigh, NC 27607  
(919) 467-7825  
GM: Jim Rutherford Coach: Peter Laviolette

## CHICAGO BLACKHAWKS

United Center  
1901 W Madison St  
Chicago, IL 60612  
(312) 455-7000  
GM: Dale Tallon Coach: Denis Savard

## COLORADO AVALANCHE

Pepsi Center  
1000 Chopper Circle  
Denver, CO 80204  
(303) 405-1100  
GM: Francois Giguere Coach: Joel Quenneville

## COLUMBUS BLUE JACKETS

Nationwide Arena  
200 W Nationwide Blvd  
Columbus, OH 43215  
(614) 246-4625  
GM: Scott Howson Coach: Ken Hitchcock

## DALLAS STARS

Dr Pepper StarCenter at Frisco  
2601 Avenue of the Stars  
Frisco, TX 75034  
(214) 387-5500  
GM: Doug Armstrong Coach: Dave Tippett

## DETROIT RED WINGS

Joe Louis Arena  
600 Civic Center Drive  
Detroit MI 48226  
(313) 394-7000  
GM: Ken Holland Coach: Mike Babcock

## EDMONTON OILERS

11230-110th St  
Edmonton, AB T5G 3H7  
(780) 414-4000  
GM: Kevin Lowe Coach: Craig MacTavish

## FLORIDA PANTHERS

BankAtlantic Center  
One Panther Parkway  
Sunrise FL 33323  
(954) 835-7000  
GM: Jacques Martin Coach: Jacques Martin

## LOS ANGELES KINGS

Toyota Sports Center  
555 N Nash St  
El Segundo, CA 90245  
(310) 535-4500  
GM: Dean Lombardi Coach: Marc Crawford

## MINNESOTA WILD

317 Washington Street  
St. Paul, MN 55102  
(651) 602-6000  
GM: Doug Risebrough Coach: Jacques Lemaire

## MONTREAL CANADIENS

Bell Centre  
1260 de la Gauchetiere St W  
Montreal, QC H3B 5E8  
(514) 932-2582  
GM: Bob Gainey Coach: Guy Carbonneau

## NASHVILLE PREDATORS

Sommet Center  
501 Broadway  
Nashville, TN 37203  
(615) 770-2300  
GM: David Poile Coach: Barry Trotz

## NEW JERSEY DEVILS

Prudential Center  
165 Mulberry St  
Newark, NJ 07102  
(973) 757-6100  
GM: Lou Lamoriello Coach: Brent Sutter

## NEW YORK ISLANDERS

1535 Old Country Road  
Plainview, NY 11803  
(516) 501-6700  
GM: Garth Snow Coach: Ted Nolan

## NEW YORK RANGERS

Madison Square Garden  
2 Pennsylvania Plaza, 14th Floor  
New York, NY 10121  
(212) 465-6486  
GM: Glen Sather Coach: Tom Renney

## OTTAWA SENATORS

Scotiabank Place  
1000 Palladium Dr  
Kanata, ON K2V 1A5  
(613) 599-0250  
GM: Bryan Murray Coach: John Paddock

## PHILADELPHIA FLYERS

Wachovia Center  
3601 South Broad St  
Philadelphia, PA 19148  
(215) 465-4500  
GM: Paul Holmgren Coach: John Stevens

## PHOENIX COYOTES

6751 N White Out Way, #200  
Glendale AZ 85305  
(623) 772-3200  
GM: Don Maloney Coach: Wayne Gretzky

## PITTSBURGH PENGUINS

Mellon Arena  
66 Mario Lemieux Place  
Pittsburgh, PA 15219  
(412) 642-1300  
GM: Ray Shero Coach: Michel Therrien

## ST. LOUIS BLUES

Scottrade Center  
1401 Clark Ave  
St. Louis, MO 63103  
(314) 622-0200  
GM: Larry Pleau Coach: Andy Murray

## SAN JOSE SHARKS

HP Pavilion at San Jose  
525 W Santa Clara St  
San Jose, CA 95113  
(408) 287-7070  
GM: Doug Wilson Coach: Ron Wilson

## TAMPA BAY LIGHTNING

St. Pete Times Forum  
401 Channelside Dr  
Tampa, FL 33602  
(813) 301-6500  
GM: Jay Feaster Coach: John Tortorella

## TORONTO MAPLE LEAFS

Air Canada Centre  
40 Bay St Suite 400  
Toronto, ON M5J 2X2  
(416) 815-5700  
GM: John Ferguson Coach: Paul Maurice

## VANCOUVER CANUCKS

General Motors Place  
800 Griffiths Way  
Vancouver, BC V6B 6G1  
(604) 899-4600  
GM: Dave Nonis Coach: Alain Vigneault

## WASHINGTON CAPITALS

627 N. Glebe Rd., Suite 850  
Washington, DC 22203  
(202) 266-2200  
GM: George McPhee Coach: Glen Hanlon

## WESTERN CONFERENCE

### CENTRAL DIVISION

Team	GP	W	L	OT	PTS	GF	GA
z-Detroit (1)	82	50	19	13	113	254	199
x-Nashville (4)	82	51	23	8	110	272	212
ST LOUIS (10)	82	34	35	13	81	214	254
COLUMBUS (11)	82	33	42	7	73	201	249
CHICAGO (13)	82	31	42	9	71	201	258

### NORTHWEST DIVISION

Team	GP	W	L	OT	PTS	GF	GA
y-VANCOUVER (3)	82	49	26	7	105	222	201
x-MINNESOTA (7)	82	48	26	8	104	235	191
x-CALGARY (8)	82	43	29	10	96	258	226
COLORADO (9)	82	44	31	7	95	272	251
EDMONTON (12)	82	32	43	7	71	195	248

### PACIFIC DIVISION

Team	GP	W	L	OT	PTS	GF	GA
y-ANAHEIM (2)	82	48	20	14	110	258	208
x-SAN JOSE (5)	82	51	26	5	107	258	199
x-DALLAS (6)	82	50	25	7	107	226	197
LOS ANGELES (14)	82	27	41	14	68	227	283
PHOENIX (15)	82	31	46	5	67	216	284

x – clinched playoff spot y – clinched division z – clinched conference

## NHL LEADERS

### INDIVIDUAL SCORING LEADERS

Player	Team	GP	G	A	PTS	+/-	PIM
Sidney Crosby	PIT	79	36	84	120	10	60
Joe Thornton	SJ	82	22	92	114	24	44
Vincent Lecavalier	TB	82	52	56	108	2	44

### DEFENCEMEN SCORING LEADERS

Player	Team	GP	G	A	PTS	+/-	PIM
Scott Niedermayer	ANA	79	15	54	69	6	86
Sergei Gonchar	PIT	82	13	54	67	-5	72
Sheldon Souray	MTL	81	26	38	64	-28	135

### ROOKIE SCORING LEADERS

Player	Team	GP	G	A	PTS	+/-	PIM
Evgeni Malkin	PIT	78	33	52	85	2	40
Paul Stastny	COL	82	28	50	78	4	42
Anze Kopitar	LA	72	20	41	61	-12	24

### GOALTENDING

#### Goals Against Average (Min-27 GP)

Nicklas Backstrom	MIN	1.97
Dominik Hasek	DET	2.05
Martin Brodeur	NJ	2.18

#### Wins

Martin Brodeur	NJ	48
<b>Roberto Luongo</b>	<b>VAN</b>	<b>47</b>
Marc-Andre Fleury	PIT	40
Ryan Miller	BUF	40
Miikka Kiprusoff	CGY	40

#### Shutouts

Martin Brodeur	NJ	12
Dominik Hasek	DET	8
Miikka Kiprusoff	CGY	7
Evgeni Nabokov	SJ	7

## EASTERN CONFERENCE

### ATLANTIC DIVISION

Team	GP	W	L	OT	PTS	GF	GA
y-NEW JERSEY (2)	82	49	24	9	107	216	201
x-PITTSBURGH (5)	82	47	24	11	105	277	246
x-NY RANGERS (6)	82	42	30	10	94	242	216
x-NY ISLANDERS (8)	82	40	30	12	92	248	240
PHILADELPHIA (15)	82	22	48	12	56	214	303

### NORTHEAST DIVISION

Team	GP	W	L	OT	PTS	GF	GA
z-BUFFALO (1)	82	53	22	7	113	308	242
x-OTTAWA (4)	82	48	25	9	105	288	222
TORONTO (9)	82	40	31	11	91	258	269
MONTREAL (10)	82	42	34	6	90	245	256
BOSTON (13)	82	35	41	6	76	219	289

### SOUTHEAST DIVISION

Team	GP	W	L	OT	PTS	GF	GA
y-ATLANTA (3)	82	43	28	11	97	246	245
x-TAMPA BAY (7)	82	44	33	5	93	253	261
CAROLINA (11)	82	40	34	8	88	241	253
FLORIDA (12)	82	35	31	16	86	247	257
WASHINGTON (14)	82	28	40	14	70	235	286

### CATEGORY LEADERS

#### Goal Scoring

Vincent Lecavalier	TB	52
Dany Heatley	OTT	50
Teemu Selanne	ANA	48

#### Assists

Joe Thornton	SJ	92
Sidney Crosby	PIT	84
Marc Savard	BOS	74

#### Power Play Goals

Teemu Selanne	ANA	25
Sheldon Souray	MTL	19
Ilya Kovalchuk	ATL	18

#### Shorthanded Goals

Jordan Staal	PIT	7
Kris Draper	DET	5
Vincent Lecavalier	TB	5
Martin St. Louis	TB	5

#### Game-Winning Goals

Henrik Zetterberg	DET	10
Teemu Selanne	ANA	10
Dany Heatley	OTT	10

#### Shots

Alexander Ovechkin	WSH	392
Olli Jokinen	FLA	351
Marian Hossa	ATL	340

#### Shooting PCT (Min-82 SH)

Jordan Staal	PIT	22.1%
Jason Spezza	OTT	21.0%
Alex Tanguay	CGY	20.6%

#### Plus/Minus

Thomas Vanek	BUF	47
Daniel Alfredsson	OTT	42
Tom Preissing	OTT	40
Nicklas Lidstrom	DET	40

## NHL AWARD WINNERS

### HART MEMORIAL TROPHY

Sidney Crosby – Pittsburgh Penguins

### VEZINA TROPHY

Martin Brodeur – New Jersey Devils

### JAMES NORRIS MEMORIAL TROPHY

Niklas Lidstrom – Detroit Red Wings

### MAURICE “ROCKET” RICHARD TROPHY

Vincent Lecavlier – Tampa Bay Lightning

### ART ROSS TROPHY

Sidney Crosby – Pittsburgh Penguins

### JACK ADAMS AWARD

Alain Vigneault – Vancouver Canucks

### CALDER MEMORIAL TROPHY

Evgeni Malkin – Pittsburgh Penguins

### CONN SMYTHE TROPHY

Scott Niedermayer – Anaheim Ducks

### KING CLANCY MEMORIAL TROPHY

Saku Koivu – Montreal Canadiens

### WILLIAM M. JENNINGS TROPHY

Niklas Backstrom and Manny Fernandez – Minnesota Wild

### LADY BYNG MEMORIAL TROPHY

Pavel Datsyuk – Detroit Red Wings

### BILL MASTERTON MEMORIAL TROPHY

Phil Kessel – Boston Bruins

### LESTER B. PEARSON AWARD

Sidney Crosby – Pittsburgh Penguins

### FRANK J. SELKE TROPHY

Rod Brind’Amour – Carolina Hurricanes



## SEPTEMBER

- 13 Opening Day of NHL training camp
- 13 Pre-season schedule begins
- 17 Kraft Hockeyville Game, North Bay, ON  
(New York Islanders @ Atlanta Thrashers)
- 29-30 Premiere 2007, London, England  
(Anaheim Ducks & Los Angeles Kings)

## OCTOBER

- 3 90th Anniversary Regular Season begins  
(North American Games)

## NOVEMBER

- 7 Lester Patrick Award luncheon (New York)
- 10 Hockey Hall of Fame Game  
(New York Rangers @ Toronto Maple Leafs)
- 12 Hockey Hall of Fame Induction Ceremony (Toronto)  
Inductees: Ron Francis, Al MacInnis, Mark Messier,  
Scott Stevens (Player category), Jim Gregory (Builder  
category)

## DECEMBER

- 1 Signing Deadline for Group 2 Free Agents
- 19-27 Holiday Roster Freeze in effect. For all players on  
an NHL active roster, injured reserve, or players with  
non-roster and injured non-roster status as of mid-  
night, local time, December 19, a roster freeze shall  
apply through midnight local time December 27, with  
respect to waivers, trades and loans, subject to the  
exceptions provided for in CBA Article 16.10.
- 26-Jan.5 IIHF World U20 Championship  
(Pardubice & Liberec, Czech Republic)

## JANUARY

- 20 NHL on NBC (regional coverage begins)
- 23 Home Hardware CHL/NHL Top Prospects Game  
(Edmonton)
- 25-28 All-Star Break (no games played)
- 26 NHL Super Skills Competition  
(Philips Arena, Atlanta, GA)
- 27 NHL All-Star Game (Philips Arena)

## FEBRUARY

- 9 CBC's Hockey Day in Canada
- 15-17 Hockey Weekend Across America
- 26 Trade deadline 3 p.m., ET
- 29 International Ice Hockey Federation (IIHF)  
100th Anniversary Celebration

## APRIL

- 6 Last day of 2007-08 regular season
- 9 Stanley Cup Playoffs begin
- 10-12 NCAA Frozen Four (Pepsi Center, Denver, CO)
- 13-23 IIHF U18 World Championship (Kazan, Russia)

## MAY

- 2-18 IIHF World Championship  
(Quebec City, QC & Halifax, NS, Canada)
- TBA NHL Combine (Toronto)

## JUNE

- 9 Last possible day for 2008 Stanley Cup Final
- 12 NHL Awards Show (Toronto)
- 15 Deadline for First Club-Elected Salary Arbitration
- 19 NHL Entry Draft Top Prospects preview / Clinic  
(Ottawa, ON)
- 20 NHL Entry Draft  
(Scotiabank Place, Ottawa, ON) – First round
- 21 NHL Entry Draft (Scotiabank Place) – Rounds 2-7

## JULY

- 1 Free Agency period begins
- 5 Deadline for player-elected salary arbitration
- 6 Deadline for club-elected salary arbitration
- 10 Deadline for eligible players to elect Group 5 free  
agency
- 20-Aug. 4 Salary arbitration hearings held

## AUGUST

- 6 Deadline for salary arbitration decisions to be rendered

## ASSIST

An assist is awarded to the player or players (maximum of two) who touched the puck prior to the goal, provided no defender plays or possesses the puck in between.

## GAME PLAYED

A player receives credit for playing in a game if: i) he steps on the ice during time played or; ii) serves any penalty.

## GAME-WINNING GOAL

After the final score has been determined, the goal which leaves the winning club one goal ahead of its opponent is the game-winning goal (example: if Team A beats Team B 8-3, the player scoring the fourth goal for Team A receives credit for the game-winning goal).

## GOAL

A goal is awarded to the last player on the scoring club to touch the puck prior to the puck entering the net.

## GOALS AGAINST AVERAGE

Multiply goals allowed (GA) by 60 and divide by minutes played (MINS).

## GOALTENDER

A goaltender receives a "W" for a win in regulation, overtime or shootout; an "L" for a loss in regulation; or an "OT" for a loss in overtime or shootout.

## PENALTY KILLING PCT.

Subtract total number of power play goals allowed from total number of shorthanded situations to get total number of power plays killed. Divide the total number of power plays killed by the total number of shorthanded situations.

## PLUS/MINUS

A player receives a "plus" if he is on the ice when his club scores an even-strength or shorthanded goal. He receives a "minus" if he is on the ice for an even-strength or shorthanded goal scored by the opposing Club. The difference in these numbers is considered the player's plus/minus statistic.

## POWER PLAY GOAL

A goal scored by a club while it has a manpower advantage due to an opponent's penalty. Following are some examples of what is and is not considered a power play goal:

- if a club has an advantage on a minor penalty starting at 2:02 of the period and it scores at 4:02, the goal is not a power play goal.
- if a club scores on a delayed penalty, the goal is not a power play goal.
- if a club has an advantage due to a five-minute major or match penalty, that club is always credited with having one more advantage than the number of power play goals it scores during that advantage, because the penalty does not expire. A new advantage begins after each power play goal. For example, if Team A scores three goals during a major penalty, it is credited with four advantages.

- if a club is on a power play for any length of time, it is considered to have had an advantage.
- if a minor penalty is incurred by a club on a power play due to a major penalty, a new advantage is given to that Club when its minor penalty expires, provided the opponent's major penalty is still in effect.

## POWER PLAY PERCENTAGE

Total number of power-play goals divided by total number of power play opportunities.

## SAVE PERCENTAGE

Subtract goals allowed (GA) from shots against (SA) to determine saves. Then divide saves by shots against.

## SHOOTING PERCENTAGE

Divide the number of goals scored by the number of shots taken.

## SHORTHAND GOAL

A goal scored by a club while it is at a manpower disadvantage. The same cases apply for shorthand as for power play goals, but in the opposite manner.

## SHOT ON GOAL

If a player shoots the puck with the intention of scoring and if that shot would have gone in the net had the goaltender not stopped it, the shot is recorded as a "shot on goal."

## SHUTOUT

If two goaltenders combine for a shutout, neither receives credit for the shutout. Instead it is recorded as a club shutout.

## TENTHS OF A SECOND

If a penalty or goal occurs in the last minute, the time is rounded off to the previous second (ex: if a penalty is called with 12.4 seconds left in a period, the time is indicated as 19:47 and not 19:48.)

## WINNING PERCENTAGE

Multiply the total number of games played by two to find the total amount of possible points available then divide by total amount of points obtained.

## COACHES RECORD

A coach receives a "W" for a win in regulation, overtime or shootout; an "L" for a loss in regulation; or an "OT" for a loss in overtime or shootout.

\*\* NOTE: No individual skater/goaltender statistics apply for the shootout







MEDIA SERVICES



WE ARE ALL  
**CANUCKS**

## CANUCKS MEDIA HOTLINE: (604) 899-4995

The Vancouver Canucks Media Hotline is a recorded message featuring practice times, travel information, player transactions and other important media information. The hotline is updated by 11:30pm (post-game) on game days and by 5:00pm on non-game days.

## ACCREDITATION

**Season passes:** Issued to print, radio, and television media members who cover the Vancouver Canucks on a regular basis as part of their work requirements.

**Single Game Passes:** Media members from accredited newspapers, magazines, wire services and electronic media outlets requesting a single-game media pass must make a written request on the stationary letterhead of the applying outlet at least 48 hours prior to the game. Requests should be faxed to Stephanie Maniago at (604) 899-4640 or e-mailed to stephanie.maniago@canucks.com.

**Important Note:** The media is reminded that press box seating is reserved for working members of media covering a particular game or series of games. Media passes must be displayed at all times. In all cases, passes are non-transferable and any unauthorized use will subject the bearer to ejection from General Motors Place and forfeiture of the credential. Please see back of game pass for team and League policies.

## MEDIA PARKING

General Motors Place is unable to provide complimentary parking to members of the media. Media personnel are encouraged to use parking lots around General Motors Place during games.

## MEDIA ENTRANCE - GATE 9

All media must access General Motors Place through Gate 9 on the South side of the building (Griffiths Way). Please check in at the media credential station located inside Gate 9 by the elevators. Media can access the Press Box and Gondola on Level 500 from the Gate 9 elevators.

## INTERVIEWS

In accordance with NHL policy, game-day interviews are permitted within 5 minutes following the morning skate and within 5 minutes following the conclusion of a game. Canucks head coach Alain Vigneault will conduct game-day interviews in the media workroom located across the hall from the dressing rooms.

## TELEVISION/RADIO

Television and radio broadcast booths are located in the media gondola on level 500 and are most easily accessed by taking the Gate 9 elevators. The media relations department is pleased to arrange pre-tapes and quick hit interviews according to NHL guidelines. Pre-tape and quick hit requests should be made with the Canucks Media Relations Department no later than the morning skate.

## PHOTOGRAPHERS

Photographers on assignment from accredited newspapers, magazines, and wire services may apply for single game photo passes by faxing a request to Stephanie Maniago at (604) 899-4640 at least 48 hours prior to the game they are assigned to shoot. Beat photographers will receive season passes and will shoot from their assigned seats. Assignment photographers will be designated a seat through Canucks Director of Photography, Jeff Vinnick.

**Strobe Rentals:** Those photographers wishing to set up strobe lighting must first contact the Canucks Image Resource Coordinator for the necessary authorization, at 604-899-7448. Strobes are often booked quickly and photographers are encouraged to make requests as early as possible.

## THE PRESS BOX

The following services are provided to all accredited media members:

1. Game notes and lineup cards are available by 10:00 am on game days.
2. Between-period game summaries and post-game final statistics will be distributed to the media.
3. Injury updates, out-of-town scores and officiating decisions will be provided upon availability.
4. Closed circuit television monitors with instant replay are situated throughout the press box.
5. A media workroom is situated at dressing room level.

## DRESSING ROOMS

The dressing rooms for both the home and visiting team are located on Level 000 of General Motors Place. Unless otherwise indicated, dressing rooms are open to the media within 5 minutes following the conclusion of the game. All media members must have their passes displayed in order to gain access to the dressing room. The dressing rooms are accessible post game from the Press Box via the South Elevators at Gate 9.

## FOOD & DRINK SERVICE

Dinner for the media is available for purchase on game nights. Complimentary soft drinks, coffee, water and popcorn are available to everyone in the press box. Media are also invited to purchase food from the various concessions located on the public concourses at General Motors Place. Alcoholic beverages are prohibited in the press box.

## FAX/PHOTOCOPY SERVICE

Complimentary fax and photocopy service is available upon request. For assistance, please contact a media relations representative.

## VANCOUVER CANUCKS GAME NIGHT MEDIA SERVICES STAFF

Godfrey Rockwood	Bill Hinksman
Ryan Macey	Narinder Badesha
Mike McAleer	Sunny Sung

**PLEASE BE ADVISED THAT MEDIA PASSES MUST BE DISPLAYED AT ALL TIMES**



## T.C. CARLING

TC Carling enters his ninth season with the Vancouver Canucks and has served as Director, Media Relations since September 2005. TC previously held the position of Manager, Media Relations for four years and spent six months in 2005 with EA Sports as a Product Publicist.

TC provides direction to the Media Relations Department and is the main liaison between the team and the media. He also provides input into company communication strategies, broadcasts and team services while supporting team Community Relations and Marketing initiatives. The 2007-08 season will see TC assume the role of Senior Editor for the Canucks Game Night Magazine.

TC began working for Orca Bay Sports & Entertainment as a Customer Sales Associate in August of 1999. Prior to joining the Sales Team, he was a Student Associate with the Vancouver Grizzlies of the NBA.

A native of Victoria, B.C., Carling graduated from the B.C.I.T. Radio Broadcasting Program in Burnaby, B.C. TC, his wife Tamsin and their dog Jordan live in Vancouver.



**T.C. CARLING**  
Director, Media Relations

## BEN BROWN

Ben Brown enters his sixth season with the Vancouver Canucks and third season as Manager, Media Relations. From 2001 to 2004 Ben worked as Media Relations Associate with the club. Following the 2003-04 NHL season, Ben became Media Relations Manager of Vancouver's Men's and Women's soccer teams, the Vancouver Whitecaps. Prior to rejoining the Canucks in 2005, Ben spent a year working in London, England as Press Officer of publishing house and events organizer, Quest Media.

Ben assists in managing interview requests for Canucks management, coaches and players in addition to sharing team travel responsibilities, facilitating team services and media relations needs on the road. Ben also produces the team media guide and game notes.

A native of Saskatoon, Sask, Ben graduated from Simon Fraser University with a B.A. in Communication and a History minor.




**BEN BROWN**  
Manager, Media Relations

## STEPHANIE MANIAGO

Stephanie Maniago is entering her third season with the Vancouver Canucks. The 2007-08 season will see Stephanie serve as the primary writer and associate editor for the Game Night Magazine. In her role as coordinator, she is responsible for game notes, press box management, credentials, writing/editing for canucks.com, and media guides. Stephanie also helps to coordinate media requests.

Maniago joined the Canucks from the BC Lions of the CFL, where she served as a student associate in the Communications department for eight months.

A native of Burnaby, B.C., Stephanie is currently completing her degree in Communications and History at Simon Fraser University.



**STEPHANIE MANIAGO**  
Coordinator, Media Relations



**JOHN SHORTHOUSE**

Play-by-Play, Team 1040

## JOHN SHORTHOUSE

John Shorthouse enters his 10th year behind the Vancouver Canucks play-by-play microphone. The Vancouver native is the third radio announcer in Canucks history and his appointment fulfilled a life-long dream. A graduate of the British Columbia Institute of Technology, John spent eight years at Global Sports Page – his time there was highlighted by the Canucks '94 Stanley Cup run. John then spent one year calling games for CTV Sportsnet/VTV and KKNW before taking on radio play-by-play duties full time. John, his wife Christina, their son Will, daughter Maggie and dog Moses reside in Vancouver.



**TOM LARSCHIED**

Colour Commentary, Team 1040

## TOM LARSCHIED

Tom Larscheid joins his friend John Shorthouse behind the microphone this season to once again provide his insightful comments and infectious enthusiasm to the broadcast as the duo team up to produce one of the best and most listened to radio broadcasts in the NHL. For over 25 years Tom has provided commentary as a colour analyst of Canucks radio broadcasts.

He began his work on Canucks broadcasts in 1977 when he joined broadcasting legend Jim Robson at the microphone. The two remained together until Robson's retirement in 1998. Larscheid has been a colour analyst for Canucks games both on radio and television. Tom is also a former running back with the BC Lions of the Canadian Football League. He originally carried his football experience into the radio broadcast booth where he worked for 24 years as colour analyst for the Lions and is now a member of the CFL Football Reporters and Broadcasters Hall of Fame. Tom and his wife, Lesley, reside in Richmond, B.C.

### JIM HUGHSON

Jim Hughson is one of the most respected and recognizable broadcasters in the NHL. Once again, Hughson will call Canucks games on Sportsnet Pacific this season, in addition to calling CBC's "Hockey Night in Canada" games for his third season. Hughson has over 20 years of NHL broadcasting experience, beginning with CKNW radio in Vancouver in 1979. In 1982, he moved to the other side of the country to become the play-by-play announcer for the Toronto Maple Leafs. After four years with the Leafs, Hughson was named as a primary announcer for TSN's hockey and baseball broadcasts, where he gained national recognition for his work. In 1994, he returned to Vancouver to succeed the legendary Jim Robson and become only the second radio play-by-play announcer in Canucks history. Hughson called games from CKNW's broadcast location until the 1998-99 season when he made the transition back to television.




**JIM HUGHSON**

Play-by-Play, Rogers Sportsnet Pacific

### JOHN GARRETT

John Garrett brings 20 years of broadcasting experience and 15 years as a professional goaltender to Canucks telecasts again this season. During the last NHL season, Garrett kept busy by juggling his time between his role on Canucks broadcasts and his regular spots as an in-studio analyst on the "NHL Gamenight" panel and his "Outside the Crease" features. Garrett was originally drafted 38th overall by St. Louis in the 1971 NHL Entry Draft, but his professional career gained momentum when he was selected by Minnesota in the 1973 WHA professional player draft. He went on to play seven seasons with Minnesota, Toronto, Birmingham and New England with his play being rewarded with three All-Star Game selections. John's NHL career began in Hartford in 1979 and he proceeded to play for seven seasons and 207 games for the Hartford Whalers, Quebec Nordiques, and Vancouver Canucks. He also represented the Canucks in the 1983 All-Star Game. Garrett broke into the broadcasting world with Hockey Night in Canada in 1986, following his last NHL season as a player; he served as a member of the Hockey Night in Canada team until 1998. John, a graduate of Queens University, is married with two daughters and makes his home in Vancouver.



**JOHN GARRETT**

Colour Commentary, Rogers Sportsnet Pacific

### DAN MURPHY

Dan Murphy enters his sixth season as the host for Sportsnet Pacific's Vancouver Canucks broadcasts. After graduating from the University of Ottawa with a degree in Communications in 1992, Murphy attended BCIT's Broadcast Journalism program where he graduated in 1995. He quickly got his start in television joining Global's Sports Page in Vancouver where he worked as a writer/reporter/producer from 1995 to 1999. Murphy was then hired as a reporter by Sportsnet in November 1999 and hosted Vancouver Grizzlies NBA broadcasts on Sportsnet and VTV during the 2000-01 season.



**DAN MURPHY**

Host, Rogers Sportsnet Pacific





## CANUCKS STAFF



WE ARE ALL  
**CANUCKS**

## ARENA OPERATIONS



**INDIRA FISHER**  
Director, Event Services



**JIM DAY**  
Manager, Event Staff & Security



**RITA ROGERS**  
Manager, Events & Guest Services



**DIANA CAMPBELL**  
Event Manager



**AMIR RABIEI**  
Manager, Housekeeping



**AGIM HASANI**  
Coordinator, Housekeeping



**STU CUMMINGS**  
Material Handling Coordinator



**CHRIS PEARSON**  
Coordinator, Safety & Security



**JANICE MCELLEAN**  
Event Coordinator



**ALMIRA CHOW**  
Guest Services & Tour Coordinator



**CHANTEL JONES**  
Staff Services Coordinator



**SABRINA SANDBECK**  
Staff Services Coordinator

## BUSINESS DEVELOPMENT



**DAVID ALTMAN**  
Director, Business Development



**SHARON BUTLER**  
Director, Business Development



**JORDAN THORSTEINSON**  
Director, Business Development



**DARREN MOSCOVITCH**  
Director, Sponsorship Activation



## BUSINESS DEVELOPMENT CONTINUED



**SIMON LOUCA**  
Interactive Account Manager



**SARAH SIMPSON**  
Account Executive, Sponsorship Activation



**LUCAS SPATA**  
Account Executive, Sponsorship Activation



**COLIN WHITESIDE**  
Account Executive, Sponsorship Activation

## CLIENT SERVICE & TICKET OPERATIONS



**ANTONIA NASSOPOULOS**  
Administrative Assistant



**MARY NAGY**  
Director, Client Service & Ticket Operations



**JOSH BENDER**  
Manager, Client Development & Service



**AYSHA MARTIN**  
Manager, Client Service & Ticket Operations



**CLAYTON LETAIN**  
Manager, Client Service



**DAVID PAN**  
Manager, Client Service



**MARTHA VASSOS**  
Manager, Client Service



**CHRIS WALLACE**  
Manager, Client Service



**SONJA KRISTIENSEN**  
Account Executive, Client Service



**ALBERT YAN**  
Ticket Operations Specialist



**SUNNY MANGAT**  
Assistant, Client Service & Ticket Operations




**DEBORAH BOREN**  
Director, Premium Client Service

## CLIENT SERVICE & TICKET OPERATIONS CONTINUED



**THERESA JANTZEN**

Manager, Premium Client Service



**RYLAN JAY**

Account Executive, Premium Client Service



**CAROLYN TAYLOR**

Account Executive, Premium Client Service



**SAMANTHA DOCKING**

Assistant, Premium Client Service

## ENGINEERING



**AL HUTCHINGS**

Director, Engineering



**MARK WOHL**

Manager, Plant Operations



**RICHARD CASCHETTO**

Supervisor, Facility Maintenance



**SHAWN CAMPBELL**

Supervisor, Conversions



**RENEE RICHARDSON**

Coordinator, Facility Operations



**CASEY DALGLEISH**

Coordinator, Engineering Services



**BRUCE ROBERTSON**

Electrician



**JOE LUND**

Electrician




**BARRY DENNISON**

General Maintenance



**STEVE CARON**

Building Operator



**SHANE HAYES**

Building Operator



**JASON BORSA**

Building Operator

## ENGINEERING CONTINUED



**DAVID CORLETT**  
Building Operator



**KEITH FONG**  
Building Operator



**RICHARD DRIVER**  
Conversions Crew Leader



**ALBERT DESIENA**  
Conversions Crew Leader

## FINANCE AND CENTRAL SERVICES



**ED YEE**  
Conversions Crew Leader



**RICHARD BONNETT**  
Conversions Crew Leader



**PATRICIA BIGONZI**  
Controller, Hockey



**AARON WILSON**  
Corporate Controller



**HEIDI HARMS**  
Corporate Accounting Manager



**LAURI SHORTYK**  
Arena Accounting Manager



**SARA KLASSEN**  
Accountant, Hockey & Canucks for Kids Fund



**WENDY JOVANOV**  
Accountant



**JACKIE HAGERTY**  
Payroll Coordinator



**KRYSTAL BUDDE**  
Payroll Administrator



**DIANE SUTHERLAND**  
Accounts Receivable Administrator



**KRISTINE DEL ROSARIO**  
Accounts Payable Administrator

## FINANCE AND CENTRAL SERVICES CONTINUED



**SATOE KUBODERA**

Accounts Payable Administrator



**DENISE OUANG**

Administrative Services Manager



**FERDIE DE GUZMAN**

Central Services Coordinator

## INFORMATION TECHNOLOGY



**WILLIAM CHENG**

Manager, Technical Support



**CHERYL LOVEBETH**

IT Coordinator



**LIEANE ARABSKY**

Network & Systems Specialist



**MEGHAN HEWITT HARTLEY**

Network & Systems Technician

## MARKETING AND CREATIVE SERVICES



**PAUL DAL MONTE**

Director, Brand Management



**JENNIFER SCHAEFFERS**

Manager, Marketing



**MICHELLE DAVIES**

Marketing Coordinator



**KEVIN KINGHORN**

Manager, Website



**KAREN SUM**

Website Assistant



**KEN JONES**

Manager, Creative Services



**RYAN CASTLE**

Graphic Designer



**JENNY MCCLEERY**

Graphic Designer

## MARKETING AND CREATIVE SERVICES CONTINUED




**ANDI MORTENSON**  
Graphic Designer



**CHELSEY PERRELLA**  
Copy Editor & Image Resource Coordinator



**LISA STEIMAN**  
Manager, People Development



**PAM PETRIE**  
Manager, People Development



**DANA CLARK**  
Manager, People Development



**T.J. KAJLA**  
Executive Assistant



**ANDREA HALISHOFF**  
People Development Assistant



**LYNN BRADLEY**  
Receptionist

## RETAIL



**JEFF WINSLADE**  
Retail Operations Manager



**DANIELLE LIBONATI**  
Retail Operations Coordinator



**DAVID HARUTA**  
Special Projects Coordinator



**CATHIE MORONEY**  
Travel Manager

## PEOPLE DEVELOPMENT

## TRAVEL





# We give where we live.



We're committed to developing champions.

Years of time, dedication and commitment go into becoming a champion. That's why TELUS partners with Hockey Canada to provide resources that help them identify and develop talent early. These programs give young hopefuls the opportunities and coaching to stretch themselves and achieve greatness in their sports. It's something we're proud to be a part of.

[telus.com/community](http://telus.com/community)





**TRUE CANADIAN<sup>®</sup> TASTE,  
WHAT CANUCK WOULDN'T LIKE THAT?**

