

VANCOUVER



2012.13 MEDIA GUIDE



## JANUARY

SUN	MON	TUE	WED	THU	FRI	SAT
13	14	15	16	17	18	19 ANA ★ TV 7:00
20 EDM	21	22	23 CGY	24	25 ANA ★ TV 7:00	26
27 SJ TV 5:00 TV 7:30	28 LA	29	30 COL TV 7:00	31		

## FEBRUARY

SUN	MON	TUE	WED	THU	FRI	SAT
					1 CHI ★ TV 7:00	2
3	4 EDM TV 6:30	5	6	7 MIN TV 5:00	8	9 CGY ★ TV 7:00
10	11	12 MIN TV 7:00	13	14	15 DAL ★ TV 7:00	16
17 STL TV 6:00	18	19 CHI TV 5:30	20	21 DAL TV 5:30	22 NSH TV 5:00	23
24 DET TV 2:00	25	26 PHX TV 7:00	27	28		

## MARCH

SUN	MON	TUE	WED	THU	FRI	SAT
					1	2 LA ★ TV 7:00
3 CGY TV 5:00	4	5 SJ TV 7:00	6	7 CBJ TV 4:00	8	9
10 MIN TV 5:00	11	12 CBJ TV 4:00	13	14 NSH TV 7:00	15	16 DET ★ TV 7:00
17	18 MIN TV 7:00	19 STL TV 7:00	20	21 PHX TV 7:00	22	23 LA TV 1:00
24 COL TV 5:00	25	26 CBJ TV 7:00	27	28 COL TV 7:00	29	30 EDM TV 7:00
31						

## APRIL

SUN	MON	TUE	WED	THU	FRI	SAT
	1 SJ TV 7:30	2	3	4 EDM ★ TV 7:00	5	6 CGY ★ TV 7:00
7	8 PHX TV 7:00	9	10 CGY TV 6:30	11	12	13 COL TV 12:00
14	15 NSH TV 5:00	16 STL TV 5:00	17	18 DAL TV 5:30	19	20 DET ★ TV 7:00
21	22 CHI ★ TV 7:00	23	24	25 ANA ★ TV 7:00	26	27 EDM TV 7:00
28	29	30				

SCHEDULE SUBJECT TO CHANGE. ALL GAME TIMES ARE PT.  
EACH HOME GAME IS FAMILY NIGHT.

★ PREMIUM GAMES ★ PREMIUM+ GAMES ● SUPERSKILLS

1	Table of Contents
2	Company Directory
5	Canucks Ticket Information
6	Rogers Arena
7	Francesco, Roberto and Paolo Aquilini
8	Michael D. Gillis, Victor de Bonis
9	Canucks Sports & Entertainment Executive
<b>10</b>	<b>THE CANUCKS</b>
12	Lorne Henning, Laurence Gilman
13	Stan Smyl, Eric Crawford
14	Dave Gagner, Jonathan Wall, Player Development Staff
15	Alain Vigneault
16	Rick Bowness
17	Newell Brown, Darryl Williams, Roland Melanson
18	Roger Takahashi, Glenn Carnegie
19	Ron Delorme, Thomas Gradin, Scouting Staff
21	Training and Medical Staff
23	Canucks for Kids Fund
26	Canucks Alumni
<b>28</b>	<b>THE PLAYERS</b>
84	Chicago Wolves
87	In the System
<b>99</b>	<b>2011.12 STATISTICAL REVIEW</b>
100	2012.13 Training Camp Roster
102	2011.12 Canucks Scoring
104	2011.12 Season Summary
105	2011.12 Schedule and Results
<b>107</b>	<b>OPPONENTS</b>
<b>139</b>	<b>SEASON-BY-SEASON HISTORY</b>
<b>181</b>	<b>ALL-TIME RECORDS</b>
182	All-Time Roster
185	All-Time Uniform Numbers
187	All-Time Draft Selections
191	All-Time Trades
196	On This Day in Canucks History
208	Canucks Awards
209	NHL Awards & NHL All-Stars
210	Regular Season Monthly Records
211	Season Openers/Home Openers
212	Season-by-Season Records/Road Openers
213	Season-by-Season/Attendance Records
214	Coaching Records
215	General Managers/Canucks Captains
216	Regular Season Record in Overtime Games
219	Regular Season Record in Shootout Games
220	All-Time Scoring
224	All-Time Player Records
227	All-Time Penalty Shots

228	Canucks Penalty Shots
229	Canucks Shutouts
230	Canucks/Opponent Shutouts
232	Hat Tricks
234	All-Time Team Records
236	All-Time Individual Season Records
<b>237</b>	<b>PLAYOFFS</b>
238	All-Time Opponents
239	All-Time Results
241	All-Time Shutouts, Coaching, Penalty Shots
242	All-Time Goaltending/Scoring
244	All-Time Playoff Records
<b>247</b>	<b>NATIONAL HOCKEY LEAGUE</b>
248	League Directory
249	Team Directory
250	2012.13 NHL Officials
251	2011.12 NHL Standings & NHL Leaders
252	2011.12 NHL Awards
253	How To Figure
<b>254</b>	<b>MEDIA SERVICES</b>
256	Media Guidelines
257	Media Services
258	Media Relations Department
259	Canucks Broadcasters
<b>261</b>	<b>CANUCKS STAFF</b>

## MEDIA GUIDE CREDITS

Editors.....	Stephanie Maniago
.....	Jen Rollins
.....	Ben Brown
.....	TC Carling
Media Guide Design & Production .....	Leah Browne
Editorial Assistants.....	Joyce Chiang
.....	Alex Li
Special thanks to Randy Robles, Bob Waterman .....	& Elias Sports Bureau, David Marchak
Photography.....	Jeff Vinnick
.....	Getty Images
Printing.....	Hemlock Printers Ltd.

## COPYRIGHT 2012.13 VANCOUVER CANUCKS

The information contained in this publication was compiled by the Vancouver Canucks and is provided as a courtesy to our fans and the media and may be used only for personal or editorial purposes. Any commercial use of this information is prohibited without the prior written consent of the Vancouver Canucks.



## VANCOUVER CANUCKS

Home Ice .....	Rogers Arena
Address .....	800 Griffiths Way
.....	Vancouver, British Columbia V6B 6G1
Telephone .....	604.899.4600
Fax .....	604.899.4640
Website .....	www.canucks.com
Rink Dimensions .....	200 Feet by 85 Feet
Club Colours .....	Blue, white and green
Seating Capacity .....	18,910
Minor League Affiliations .....	Chicago Wolves (AHL)
.....	Kalamazoo Wings (ECHL)
Radio Affiliation .....	Team 1040
Television Affiliation .....	Rogers Sportsnet
Media Relations Hotline .....	604.899.4995
Media Relations Fax .....	604.899.4640
Ticket Information & Customer Service .....	604.899.4625
Information Line .....	604.899.4600

## EXECUTIVE DIRECTORY

Chairman & Governor, NHL .....	Francesco Aquilini
Alternate Governor, NHL .....	Roberto Aquilini
Alternate Governor, NHL .....	Paolo Aquilini
President & General Manager,	
Alternate Governor, NHL .....	Michael D. Gillis
Chief Operating Officer &	
Alternate Governor, NHL .....	Victor de Bonis
Vice President, Player Personnel &	
Assistant General Manager .....	Lorne Henning
Vice President, Hockey Operations &	
Assistant General Manager .....	Laurence Gilman
Executive Vice President, Sales & Marketing .....	Trent Carroll
Executive Vice President & Arena General Manager .....	Michael Doyle
Vice President, Finance & CFO .....	Todd Kobus
Vice President Communications &	
Community Partnerships .....	TC Carling
Vice President, Brand Development .....	Ali Gardiner
Vice President & General Counsel .....	Chris Gear
Vice President, Construction .....	Harvey Jones
Executive Office Manager .....	Cheryl Loveseth

## HOCKEY OPERATIONS

President & General Manager,	
Alternate Governor, NHL .....	Michael D. Gillis
Vice President, Player Personnel &	
Assistant General Manager .....	Lorne Henning
Vice President, Hockey Operations &	
Assistant General Manager .....	Laurence Gilman
Executive Assistant & Team Services Administrator .....	Joan Stobbs
Executive Assistant, Hockey Operations .....	Andrea Lobo
Senior Advisor to the General Manager .....	Stan Smyl
Head Coach .....	Alain Vigneault
Associate Coach .....	Rick Bowness
Assistant Coach .....	Newell Brown
Assistant Coach, Video .....	Darryl Williams
Goaltending Coach .....	Roland Melanson
Strength & Conditioning Coach .....	Roger Takahashi
Skill Coach .....	Glenn Carnegie
Director, Player Development .....	Dave Gagner
Defence Consultant, Player Development .....	Dave Babych
Goaltending Consultant .....	Dan Cloutier

Strength & Conditioning Coach – Prospects .....	Bryan Marshall
Head Coach, Chicago Wolves .....	Scott Arniel
Assistant Coach, Chicago Wolves .....	Nolan Baumgartner
Assistant Coach, Chicago Wolves .....	Mike Foligno
Vice President, Communications &	
Community Partnerships .....	TC Carling
Director, Media Relations & Team Operations .....	Ben Brown
Manager, Media Relations & Publications .....	Stephanie Maniogo
Coordinator, Media Relations & Publications .....	Jen Rollins
Director, Community Partnerships &	
Executive Director, Canucks for Kids Fund .....	Alex Mitchell
Director, Charitable & Corporate Events .....	Karen Christiansen
Manager, Hockey Development & Alumni Liaison .....	Rod Brathwaite
Program Manager, Community Partnerships .....	Tara Clarke
Program Manager, Community Partnerships .....	Jessica Hoffman
Coordinator, Community Partnerships &	
Mascot Liaison .....	Paul Buckley

## SCOUTING STAFF

Chief Amateur Scout .....	Ron Delorme
Associate Chief Scout .....	Thomas Gradin
Director of Player Personnel .....	Eric Crawford
Professional Scouts .....	Lucien DeBlois
.....	Lars Lindgren
.....	Brett Henning
.....	Neil Komadoski
.....	Jonathan Bates
Amateur Scouts .....	Judd Brackett
.....	Brian Chapman
.....	Sergei Chibisov
.....	Ken Cook
.....	Inge Hammarstrom
.....	Ted Hampson
.....	Frank Kollar
.....	Tim Lenardon
.....	Chris MacDonald
.....	Dan Palango
.....	Richard Rose
.....	Wyatt Smith
.....	Harold Snepsts
.....	Darrell Young
Director of Hockey Administration .....	Jonathan Wall
Scouting Coordinator .....	Mike Brown

## MEDICAL & TRAINING STAFF

Head Medical Trainer .....	Mike Burnstein
Assistant Medical Trainer .....	Jon Sanderson
.....	Dave Zarn
Equipment Manager .....	Pat O'Neill
Assistant Equipment Manager .....	Jamie Hendricks
Trainer's Assistant .....	Brian Hamilton
Game Dressing Room Attendant .....	John Kujich (Visitors)
.....	Ferdie De Guzman (Visitors)
.....	Ron Shute (Home)
.....	Brian Brumwell (Home)
Team Physician .....	Dr. Bill Regan
.....	Dr. Mike Wilkinson
Team Dentist .....	Dr. Jeffrey Norden
Team Chiropractor .....	Dr. Sid Sheard
.....	Dr. Glenn Cashman
Team Optometrist .....	Dr. Alan R. Boyco



## BRAND & CREATIVE

Creative Director	Mark Raham
Manager, Creative Services	Ryan Castle
Senior Graphic Designer	Leah Browne
Graphic Designer	Julie Tran
	Dana Deschene
Game & Event Multimedia Producer	Art Green
Game & Event Multimedia Coordinator	Pouya Peiravi
Production Coordinator	Annie Chan
	Ashleigh Johnston
Special Projects Coordinator	Aiden Fox

## BROADCAST

Executive Producer, Broadcast Media	Mike Hall
Director, Facilities & In-House Productions	Paul Brettell
Senior Multimedia Producer	Jason Steensma
Broadcast Business Manager	Shannon Baker
Associate Producer	Josh Grunberg
Multimedia Producer	Gayla Anderson
Canucks TV Reporter	Joey Kenward
Reporter/Editor	Kathy Anderson
Production Assistant & Editor	Rory McGarry
Editor	Lawren Cody
Web Video Coordinator	Jessica McNeill

## CLIENT SERVICE & TICKET OPERATIONS

Director, Client Service & Ticket Operations	Mary Nagy
Manager, Client Service & Ticket Operations	Aysha Martin
Manager, Client Service	Martha Vassos
Program Manager, Client Communications	
& Ticket Operations	Samantha Borland
Ticket Operations Administrator	Chris Wallace
Account Executive, Client Service	Kyle Beattie
	Matthew Hopkins
	Gregory Sargent
Account Executive, Club Seat Service	Justin Lynch

## CORPORATE PARTNERSHIPS

Senior Director, Corporate Partnerships	David Comuzzi
Director, Corporate Partnerships	James Douglas
	Sean Monahan
	Rob Rees
Account Manager, Corporate Partnerships	Marianne Banton

## ENGINEERING

Director, Engineering	Al Hutchings
Manager, Plant Operations	Mark Wohl
Manager, Housekeeping	Sandra Yallop
Supervisor, Conversions	Shawn Campbell
Supervisor, Housekeeping	Michal Ciprian
Coordinator, Engineering Services	Casey Dalgleish
Project Manager, Facility Maintenance	Barry Dennison
Assistant Coordinator, Engineering Services	Josh Stevens
Coordinator, Facility Operations	Renee Richardson
Material Handling Coordinator	Stu Cummings
	Kevin Gallivan
Electrician	Matthew Hryhor
	Joe Lund
Carpenter	Brian Torgalsen
General Maintenance Worker	Bruce Foulds
Building Operator	Steve Caron
	David Corlett
	Keith Fong
	Steven Good
	Wade McLellan

Conversions Crew Leader	Richard Bonnett
	Albert Desiena
	Richard Driver
	Ed Yee

## EVENT SERVICES

Manager, Security, Safety & Alcohol Compliance	Jim Day
Manager, Fan Experience	Nicole Vandenberg
Event Manager	Diana Campbell
Fan Services & Tour Coordinator	Almira Chow
Safety & Security Coordinator	Gontran Paget
Executive Assistant	Leigh Miles

## FINANCE & ADMINISTRATION

Director, Finance	Aaron Wilson
Controller, Hockey Operations	Patricia Bigonzi
Assistant Controller – Arena	Lauri Shortyk
Corporate Accounting Manager	Heidi Harms
Administrative Services Manager	Denise Quang
Accountant, Hockey & Canucks for Kids Fund	Divesh Bhulabhai
	Sara Klassen
Accountant, Central Services	Kristine Del Rosario
Accountant	Wendy Jovanov
Accounts Receivable Administrator	Diane Sutherland
Accounts Payable Administrator	Kerry Kavanaugh
	Satoe Kubodera
Payroll Coordinator	Jackie Hagerty
Central Services Coordinator	Ferdie De Guzman

## GAME ENTERTAINMENT & EVENTS

Director, Game Entertainment	Stephanie Willox
Manager, Game Entertainment & Events	Cam Goudreau
Coordinator, Game Entertainment & Events	Rebecca Grant

## HUMAN RESOURCES

Director, Human Resources	Dana Clark
Manager, Human Resources	Karolina May
Manager, Scheduling & Staff Services	Ranbir Singh
Human Resources Coordinator	Tenisha Soon Psajd
Staff Services Coordinator (Scheduling)	Carolyn Clemis
	Sabrina Sandbeck
	Jennifer Wickham
Human Resources Assistant	Nicole Swinden
Receptionist	Lynn Bradley
Human Resources Clerk	Keeli Henderson

## LIVE ENTERTAINMENT

Director, Live Entertainment	Sheena Way
Ticketing Administrator, Event Sales & Booking	Dorothy Chause
Event Manager	Leah Foreman
	Janice McLellan

## MARKETING & PARTNER ACTIVATIONS

Director, Marketing & Partner Activations	Sandra Birnie
Marketing Project Manager, Revenue Generation	Kelly Duran
Marketing Project Manager, Fan Development	Adam Smith
Marketing Project Coordinator	Dene McKay
Manager, Partnership Marketing	Nicole MacRae
Account Executive, Partner Activations	Melanie McLeod
	Sarah Simpson
	Colin Whiteside

## PREMIUM CLIENT SERVICE (PCS)

---

Director, Premium Client Service .....	Deborah Boren
Manager, Client Service & Suite Operations, PCS .....	Rylan Jay
Sales Manager, Premium Client Service .....	Robert Chorney
Account Executive, Premium Client Service .....	James Moore
.....	Lisa Tsai
Administrative Assistant,	
Client Service & Ticket Operations .....	Alison Sung

## SALES & SERVICE

---

Sales & Service Business Analyst .....	Albert Yan
Executive Assistant .....	Antonia Nassopoulos

## CANUCKS TEAM STORE

---

Director, Retail & Consumer Product Marketing .....	Janeil Mackay
Sales & Service Manager .....	Wynn Moody
Merchandiser/Buyer – Premium Product .....	Jill White
Retail Store Manager (Outlet) .....	Stu Lyster
Assistant Store Manager (Robson) .....	Soraya Khalil
Retail Supervisor .....	Chris Klimek
.....	Matt Oxenham
.....	Markus Karlsson
Warehouse Supervisor .....	Jason Callaghan
Jersey Coordinator .....	Alex Burry

## TECHNOLOGY

---

Director, Technology .....	Derek Boyd
Senior Broadcast Technician .....	Greg Story
Chief Audio Technician .....	John Riley
Digital Media Technician .....	Karl Pedersen
Manager, Information Technology .....	William Cheng
Business & Systems Analyst .....	Liane Arabsky
.....	Tim Hemming
Technical Analyst .....	Meghan Hewitt Hartley
Systems/Network Analyst .....	Oliver Prince

## TICKET CENTRE

---

Manager, Ticket Centre & Client Service .....	Clayton Letain
Assistant Manager, Ticket Centre .....	Fay Alikhani

## TRAVEL

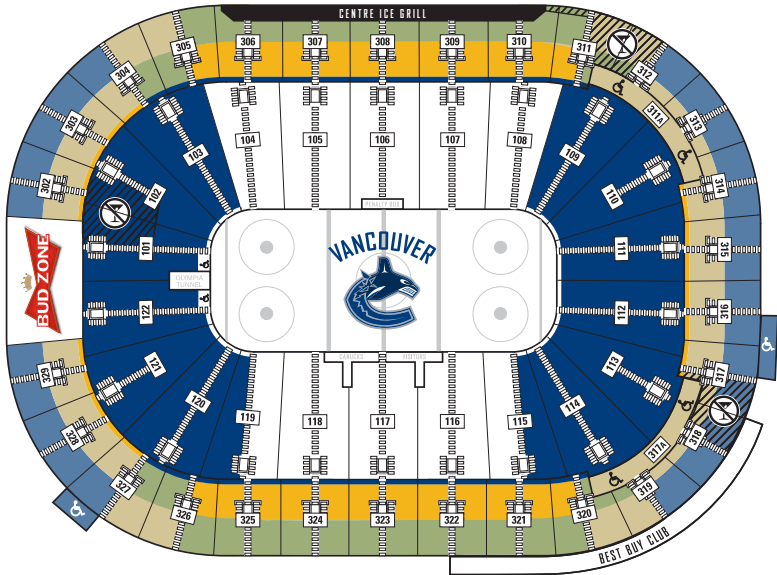
---

Travel Manager .....	Cathie Moroney
----------------------	----------------

## WEB DEVELOPMENT

---

Director, Website & New Media .....	Kevin Kinghorn
Website Writer .....	Derek Jory
Website Developer .....	Mike Timofiiiv
Social Media Coordinator .....	Nicole van Zanten



## SINGLE GAME TICKETS

### PLAZA LEVEL

Limited quantities.  
Please inquire.

\$143.75

### ROGERS™ LEVEL 300

\$118.75

\$93.75

\$78.75

\$63.75

1.855.523.6800

All prices include HST, but are subject to applicable service charges.

### No alcohol permitted:

Section 101, Rows 14-25, Seats 101 and up  
Section 102, Rows 14-25, Seats 1-12

Section 311 + 317, Rows 6-15, Seats 101 and up

Section 312 + 318, Rows 6-15, Seats 1 and up  
Section 311, Row 15, Seats 1-10

♿ Wheelchair seating is available in three different levels and price categories. Please inquire for availability.

- Prices do not apply to premium or premium+ games. Refer to game schedule for premium dates.
- Tickets available at Ticketmaster Ticket Centres, the Rogers Arena Ticket Centre, [canucks.com/tickets](http://canucks.com/tickets) or Charge-By-Phone.

## SIGN UP TO RECEIVE NOTIFICATIONS ABOUT LAST MINUTE TICKET RELEASES

[canucks.com/lastminute](http://canucks.com/lastminute) | [@canucksTickets](https://twitter.com/canucksTickets)





## ROGERS ARENA

Owned by Canucks Sports & Entertainment (CS&E), Rogers Arena is home to the Vancouver Canucks of the National Hockey League and operates as one of the most active and versatile entertainment venues in North America. Rogers Arena has welcomed more than 22.8 million visitors through its doors since opening in September 1995.

CS&E has recently added a number of new elements to the building to further enhance the fan experience and develop a world class facility at Rogers Arena. A total of 450 LCD displays were added throughout the concourse to deliver live game footage and 50-50 draw displays with progressive pot updates from any vantage point. Digital menu boards have been installed at all concessions in addition to banner message boards. Other fixtures in the concourse and bowl of the arena include the Bud King Club, the Ring of Honour and three concourse exhibits, including two interactive exhibits powered by Rogers. Inside the bowl, CS&E and Epic Production Technologies have revolutionized the game presentation experience by adding new projector and lighting installations.

In March 2011, CS&E became a founding member of the Green Sports Alliance along with a number of professional sports teams based in the Pacific Northwest. This new alliance offers the opportunity for leagues, teams and venues to build on individual greening initiatives by working together to implement effective, science-based and measurable environmental programs.

Acclaimed for its comfortable seating and superior sightlines, Rogers Arena offers a premium club seating section with wider seating for guests and in-seat service. Eighty-eight Executive Suites are available on an annual lease, each with capacity for 12 - 24 guests per game or event. Additionally, nine Hospitality Suites accommodate large or small groups (from 24 - 140 persons) on a per-event basis. The Best Buy Club, located on the Penthouse Level 500, is a premiere all inclusive ticket package featuring 176 viewing seats and a luxurious range of amenities offering the total fan experience in a modern and lively atmosphere. The Avaya Champions Club is an all inclusive club located on the HSBC Executive level, offering a great seat for hockey while providing ticket holders a great networking environment in an upscale setting. In addition to these all inclusive areas, premium dining facilities operated by Aramark include the Captains Room and Centre Ice Grill.

In its 18th year of operation, Rogers Arena has hosted a number of world renowned guests and events. Most recently, Rogers Arena became Canada Hockey Place during the 2010 Winter Olympic Games February 12th - 28th, 2010, and was the first arena in Canada to host Canada winning gold medals in men's and women's hockey.

Rogers Arena also houses one of the biggest retail spaces in the NHL. The Canucks Team Store (the official retailer of the Vancouver Canucks) at Rogers Arena includes a 3,800 square feet main store as well as nine additional locations around the arena. Each location carries a variety of Canucks merchandise for the whole family. The Canucks Team Store opened a new location in the summer of 2011, located at 1151 Robson Street and continues to operate the Canucks Team Store Outlet, located at the corner of Hastings and Renfrew Streets (#150-2893 East Hastings Street).



## AQUILINI INVESTMENT GROUP INC.

Owned and operated by the Aquilini Investment Group since 2004, Canucks Sports & Entertainment is committed to providing a premium fan experience through the hockey club, state of the art Arena and charitable and community initiatives.

The Aquilini Investment Group is a diversified family business founded more than 50 years ago by Mr. Luigi Aquilini. The group is now run by his three sons Mr. Francesco Aquilini, Mr. Roberto Aquilini and Mr. Paolo Aquilini. The Vancouver-based organization owns and manages a global conglomerate portfolio that includes commercial, industrial, residential construction and developments as well as properties, food and beverage, hospitality and entertainment enterprises, diverse agribusiness operations, and sustainable aquaculture and renewable energy ventures.

The Aquilini Investment Group is dedicated to supporting the community including through the team's charitable organization, the Canucks for Kids Fund and its core beneficiaries; Canucks Autism Network (CAN), Canuck Place Children's Hospice, and BC Children's Hospital Foundation, including the Canucks for Kids Find Childhood Diabetes Laboratories.



**MICHAEL D. GILLIS**

## **MICHAEL D. GILLIS** **PRESIDENT & GENERAL MANAGER,** **ALTERNATE GOVERNOR, NHL**

**Born:** December 1, 1958

**Birthplace:** Sudbury, ON

**Residence:** Vancouver, BC

**Family:** Wife, Diane; Sons, Max and Spencer; Daughter, Kate

Michael D. Gillis is the 10th General Manager in the history of the Vancouver Canucks, and also serves as President of Canucks Sports & Entertainment. As President & General Manager, Gillis has led the Canucks to Northwest Division titles every season since joining the organization and assembled the 2010.11 and 2011.12 Presidents' Trophy winning teams, setting a franchise record with 117 points in the 2010.11 regular season, and winning the Clarence Campbell Bowl as the Western Conference playoff champions in 2011.

Gillis is responsible for the overall strategic direction of Canucks Sports & Entertainment working in partnership with Chief Operating Officer, Victor de Bonis. He provides strategic leadership to the Hockey Operations Department, overseeing the Canucks top minor league

affiliates, negotiating player contracts and executing viable, long-term strategies for player growth and development. Over the past four seasons, Gillis has secured core players on the Canucks roster to long-term deals including Jason Garrison, Kevin Bieksa, Dan Hamhuis, Ryan Kesler, Daniel Sedin, Henrik Sedin and Alex Burrows.

Gillis was selected 5th overall by the Colorado Rockies in the 1978 NHL Entry Draft and played 246 games, recording 76 points (33-43-76) with Colorado and Boston before retiring due to injury. A native of Kingston, Ontario, Gillis earned a law degree from Queen's University, where he later served as a professor of sports law. Prior to joining the Canucks, Gillis enjoyed a successful 15-year career as an NHL player representative.



**VICTOR DE BONIS**

## **VICTOR DE BONIS** **CHIEF OPERATING OFFICER,** **ALTERNATE GOVERNOR, NHL**

**Born:** May 17, 1966

**Birthplace:** Vancouver, BC

**Residence:** Vancouver, BC

**Family:** Wife, Mary; Daughters, Valendina & Angelica; Son, Victor

Victor de Bonis has been a member of Canucks Sports & Entertainment for 18 years. His experience spans more than two decades in the sports and entertainment and financial industries.

De Bonis was named Chief Operating Officer in March of 2007. Working in partnership with President & General Manager, Mike Gillis, de Bonis is responsible for all facets of business operations both strategically and tactically, while directing the Senior Leadership Team.

De Bonis first joined the Canucks in 1994 as Corporate Controller and was responsible for managing the public company's private placement and the resulting private reorganization of the Vancouver Canucks NHL franchise and a new 18,000 seat multi-purpose arena facility in downtown Vancouver (General Motors Place), which opened in September 1995. In 1994 and 1995, de Bonis also managed material term debt financings with Canadian and American financial institutions for General Motors Place and the Vancouver Grizzlies NBA franchise, who played their inaugural season in 1995-96. He was instrumental in the development and institution of the new business strategy for General Motors Place, the Vancouver Grizzlies and the Vancouver Canucks. In 1998, de Bonis was appointed Chief Financial Officer, during which time he was a key member of the team administering the Vancouver Grizzlies sale transaction and term debt refinancing, including a resulting take-out and financial institution replacement in 2000. In addition, de Bonis oversaw enterprise sale transactions in 2005 and 2007.

De Bonis graduated from the University of British Columbia and earned a Bachelor of Commerce Degree in 1989. Directly following graduation, he began his career at KPMG Chartered Accountants in the corporate audit division of the Vancouver branch. De Bonis served in this capacity for four years, auditing private and public companies in the Hospitality, Broadcasting, Mining, Healthcare and Manufacturing industries, before entering his final role with the organization: forensic accounting specialization. In 1992, he became a chartered accountant.

In addition to his professional activities, de Bonis is actively involved with family and community affairs. He and his wife, Mary, have three children. De Bonis currently serves as Vice President on the Canucks for Kids Fund Board.





**TRENT CARROLL**  
Executive Vice President,  
Sales & Service



**MICHAEL DOYLE**  
Executive Vice President &  
Arena General Manager



**TODD KOBUS**  
Vice President, Finance & CFO



**TC CARLING**  
Vice President, Communications &  
Community Partnerships



**ALI GARDINER**  
Vice President, Brand Development



**CHRIS GEAR**  
Vice President &  
General Counsel



**HARVEY JONES**  
Vice President, Construction



# CANUCKS







LORNE HENNING

## LORNE HENNING

### VICE PRESIDENT, PLAYER PERSONNEL & ASSISTANT GENERAL MANAGER

**Born:** February 23, 1952

**Birthplace:** Melfort, SK

**Residence:** Irvine, CA

**Family:** Wife, Cathye; Sons, Brett & Garrett; Daughter, Marissa

Lorne Henning was named Vice President, Player Personnel & Assistant General Manager on September 3, 2008. Henning first joined the Canucks organization as a Professional Scout, bringing 28 years of professional playing and coaching experience at the NHL level and four Stanley Cup Championship rings. Prior to being named Assistant General Manager, Henning held the position of Director, Player Personnel for three years. As Vice President, Player Personnel and Assistant General Manager, Henning works closely with Mike Gillis on all player evaluations, trades and free agent signings. Additionally, he is responsible for the club's professional scouting in North America and Europe and acts as

the primary liaison between the Canucks minor league affiliates.

Henning joined the Canucks in September 2005 after having worked as an Assistant Coach with the Mighty Ducks of Anaheim from 2002 to 2004. Henning's extensive NHL career both as a player and coach saw him play nine years with the New York Islanders (1972-81) and work as an Assistant Coach and Head Coach for 19 seasons. Henning was a member of the New York Islanders Stanley Cup Championship teams as a player in 1979.80 and 1980.81 then as an Assistant Coach in 1981.82 and 1982.83. The four-time Stanley Cup winner worked alongside former Islanders Head Coach and Hockey Hall of Famer, Al Arbour as an Assistant Coach.

Drafted 17th overall in the 1972 NHL Amateur Draft, Henning spent his entire professional hockey career with the New York Islanders. The Saskatchewan native played 543 career games with the Islanders before retiring a back-to-back Stanley Cup Champion after the 1980.81 season. He joined the coaching fraternity the following year as the Islanders Assistant Coach and achieved similar success helping lead the club to another two Stanley Cup Championships. Henning continued on to an 18-year NHL career behind the bench, including coaching assignments with the Minnesota North Stars, Chicago Blackhawks and Mighty Ducks. During the 1985.86 and 1986.87 seasons, Henning served as the Head Coach for the Minnesota North Stars and was Head Coach of the New York Islanders in the 1994.95 season.



LAURENCE GILMAN

## LAURENCE GILMAN

### VICE PRESIDENT, HOCKEY OPERATIONS & ASSISTANT GENERAL MANAGER

**Born:** January 6, 1965

**Birthplace:** Winnipeg, MB

**Residence:** Vancouver, BC

**Family:** Wife, Michelle; Son, Tyler; Daughter, Samantha

Laurence Gilman was named Vice President, Hockey Operations & Assistant General Manager in 2008. Gilman first joined the Canucks as Director, Hockey Administration on May 5, 2008 after 13 years with the Phoenix Coyotes/Winnipeg Jets organization. In his role as Vice President, Hockey Operations & Assistant General Manager, Gilman is the chief negotiator of all player contracts and the head of amateur scouting. Gilman oversees the development and implementation of the Hockey Operations budget including: player contract negotiation, player transactions and salary arbitration. Gilman is also responsible for the administration and application of the NHL Collective Bargaining Agreement and the development of the club's strategic salary cap plan.

Prior to joining the Canucks, Gilman worked with the Coyotes/Jets organization most recently serving as the club's Senior Vice President & Assistant General Manager for five seasons from 2002 to 2007. Gilman also served as General Manager of the San Antonio Rampage, the Coyotes primary developmental affiliate in the American Hockey League (AHL). In this capacity he oversaw the hockey operations of the Rampage franchise, developed and implemented the Coyotes hockey operations department budget, negotiated player contracts, salary arbitration, player transactions, and scouting as well as the administration and application of the NHL's Collective Bargaining Agreement.

Gilman spent three seasons as the Coyotes Director of Hockey Operations prior to being named Assistant General Manager. Before that, he served four seasons with the club in various capacities including Director of Hockey Administration and Legal Counsel.

Gilman graduated from the University of Winnipeg in 1991 then attended the University of North Dakota School of Law. He received his Juris Doctorate in 1994 and was admitted to the State Bar of Minnesota in 1995.

## STAN SMYL

### SENIOR ADVISOR TO THE GENERAL MANAGER

**Born:** January 28, 1958

**Birthplace:** Glendon, AB

**Residence:** West Vancouver, BC

**Family:** Wife, Jennifer; Son, Spencer; Daughters, Jilian and Natalie

Stan Smyl has spent his entire professional hockey career with the Canucks organization and now serves as Senior Advisor to the General Manager. In his role, Smyl works closely with Mike Gillis, on a number of initiatives in the Hockey Operations Department, while continuing his responsibilities for scouting and evaluating the collegiate game in North America. Smyl began his career with the Canucks as a player, then coach and most recently worked in a Player Development capacity.

Smyl retired as a player on July 3, 1991, and was hired as a Canucks Assistant Coach on the same day. He served in the assistant capacity until June 18, 1999, when he was named Head Coach of Vancouver's top affiliate, the Syracuse Crunch (AHL). The 2000.01 season saw Smyl and the Canucks minor league team move to Kansas City (IHL), then to Manitoba (AHL) in 2001.02 where Smyl was Head Coach for four seasons.

Often described as the "heart and soul" of the Canucks during his playing career, Smyl turned skeptics into believers by establishing team records for games played (896), goals (262), assists (411) and points (673). This combined with a feisty, hard-nosed style of play saw him lead Vancouver in goals (31), assists (47), points (78) and penalty minutes (204) in the 1979.80 season.

Three times named Canucks MVP, Smyl served the longest term as team captain (1982-1990) in franchise history. He received the highest honour awarded by a club on Nov. 3, 1991, when the Canucks retired his No. 12 jersey, raising it to the rafters in the Canucks former home, the Pacific Coliseum.



STAN SMYL

## ERIC CRAWFORD

### DIRECTOR, PLAYER PERSONNEL

**Born:** April 16, 1973

**Birthplace:** Belleville, ON


**Residence:** Belleville, ON

**Family:** Wife, Kim; Daughters, Grace and Ruby; Son, Charlie

Eric Crawford enters his 14th season with the Vancouver Canucks and third as Director, Player Personnel. Crawford is responsible for the management of the Canucks professional and amateur scouting staff and provides comprehensive information and analysis used in player personnel decisions by Canucks management.

Prior to his current role, Crawford served two years as a Canucks Professional Scout, two years as Director of Professional Scouting, three years as a Canucks Assistant Coach, Video, and three years as an Assistant Coach with Vancouver's AHL affiliate.

Crawford graduated from St. Thomas University with a Bachelor of Arts in 1996 and Bachelor of Education in 1997. During his time at university, Crawford was named a four-time CIS Academic All-Canadian Athlete.



ERIC CRAWFORD



DAVE GAGNER

## DAVE GAGNER DIRECTOR, PLAYER DEVELOPMENT

**Born:** December 11, 1964

**Birthplace:** Chatham, ON

**Residence:** London, ON

**Family:** Wife, Jo-Anne; Son, Sam; Daughters, Jessica and Renee

Dave Gagner joined the club as Director, Player Development on June 19, 2008, and is primarily responsible for working with Vancouver's drafted and young players to assist in their continued growth as professionals. In his role, he advises on Canucks training and skill development while also working closely with the Canucks scouting departments to create Summer Development and Training Camp rosters.

Prior to joining the Canucks, Gagner spent two years as an Assistant Coach with the London Knights of the Ontario Hockey League. In addition to his work with the Knights, Gagner built his own player development centre in London for minor and college hockey players.

In March of 2000, Gagner co-founded Custom Ice Inc, a company that specializes in ice rink design and construction. To date, Custom Ice has successfully installed over 500 rinks across North America and Europe.

Gagner was the 12th overall selection in the 1983 NHL Entry Draft and played 946 NHL regular season games over 15 seasons, recording 719 points (318-401-719) and 1,016 penalty minutes.

The Chatham, Ontario, native obtained his BA in Finance & Economics from Western University. He currently resides in Oakville, Ontario, with his wife Jo-Anne, and has three children. A son, Sam, who was the sixth overall selection in the 2007 NHL Entry Draft by the Edmonton Oilers, and two daughters, Jessica, a senior at Dartmouth College in Hanover, NH, and Renee, a sophomore at the University of Toronto.



JONATHAN WALL

## JONATHAN WALL DIRECTOR OF HOCKEY ADMINISTRATION

**Born:** October 13, 1974

**Birthplace:** Vancouver, BC

**Residence:** Vancouver, BC

**Family:** Wife, Sarah; Son, Jack; Daughter, Aliya

As the Director of Hockey Administration, Jonathan Wall works with assistant general managers, player development and amateur and professional scouts on a variety of hockey operations tasks including salary cap analysis and planning, contract analysis, immigration, entry draft, free agency, college scouting, training and development camps as well as special projects directed by the General Manager.

Wall began his tenure with Canucks Sports & Entertainment in 1998 as the Scouting Information Coordinator. Previously, Wall worked as the Equipment Manager for the Vancouver Voodoo roller hockey team in 1996.


Prior to his professional career, Wall worked with the University of British Columbia's Varsity Hockey Team as the Team Manager while he completed his degree in Sports Management.

## PLAYER DEVELOPMENT



DAVE BABYCH

Defence Consultant, Player Development



DAN CLOUTIER

Goaltending Consultant, Player Development



BRYAN MARSHALL

Strength & Conditioning Coach - Prospects



## ALAIN VIGNEAULT

### HEAD COACH

**Born:** May 14, 1961

**Birthplace:** Quebec City, QC

**Residence:** Vancouver, BC

**Family:** Daughters, Andreane & Janie

Alain Vigneault is the 16th Head Coach in Vancouver Canucks history. Since his appointment on June 20, 2006, Vigneault has led the Canucks to a Northwest Division title and postseason berth five times in six seasons with the club. Vigneault's combined regular season record (287-155-50) represents the most successful winning percentage (0.634) by a Vancouver Head Coach, while his 287 career wins with Vancouver rank first all-time in franchise history.

In 2011.12 Vigneault guided the club to a second consecutive Presidents' Trophy with a League best record of 51-22-9. He also led the club to its fourth consecutive Northwest Division title.

One season prior, he led the team to a franchise record 117 point year, capturing the club's first ever Presidents' Trophy. He also served as an Assistant Coach at the 2011 NHL All-Star Game.

Vigneault's inaugural season with Vancouver produced then franchise records for wins (49), and points (105) and secured a Northwest Division title and playoff berth for the first time since 2003.04. In recognition of these significant achievements, Vigneault was presented with the Jack Adams Award as NHL Coach of the Year at the 2007 NHL Awards in Toronto.

Vigneault previously served as Head Coach of the Montreal Canadiens from 1997-2001, becoming the organization's second youngest coach in club history at the age of 36. He compiled an NHL record of 109-118-35-4, reaching the Eastern Conference Semi-Finals during his first season behind the Canadiens bench and was nominated for the Jack Adams Award, following the 1999.00 season.

Vigneault joined Vancouver from the club's AHL affiliate, the Manitoba Moose, where he led the team to within one game of the conference finals. In the 2005.06 season, his first season as Head Coach with the Moose, Vigneault guided the club to a 44-24-7 record.

Prior to joining the Moose, Vigneault spent 10 seasons as Head Coach in the QMJHL with Trois-Rivieres, Hull, Beauport and PEI. In 1988, Vigneault led the Olympiques to the Memorial Cup and was subsequently named CHL Coach of the Year. He has been honoured as coach of the QMJHL's Second All-Star team on three separate occasions.

Vigneault has also achieved success on the international stage. He served as an Assistant Coach with Canada's National Junior Team in 1989 and 1991, winning a gold medal at the 1991 World Junior Championships in Saskatoon.

The Quebec native began his career in the NHL playing for the St. Louis Blues from 1981 to 1983. Drafted by the Blues in the eighth round, 167th overall in the 1981 Entry Draft, the defenceman recorded two goals, five assists and 82 penalty minutes in his NHL career. Vigneault went on to serve as a scout for the Blues for two seasons and as an Assistant Coach for the Ottawa Senators from 1992 to 1996.



ALAIN VIGNEAULT

### ALAIN VIGNEAULT'S HEAD COACHING RECORD

SEASON	TEAM	LEAGUE	GC	W	L	T	OT	PCT
1986.87	Trois Rivieres Draveurs	QMJHL	70	28	40	2	0	.414
1987.88	Hull Olympiques	QMJHL	70	43	23	4	0	.643
1988.89	Hull Olympiques	QMJHL	70	40	25	5	0	.607
1989.90	Hull Olympiques	QMJHL	70	36	29	5	0	.550
1990.91	Hull Olympiques	QMJHL	70	36	27	7	0	.564
1991.92	Hull Olympiques	QMJHL	70	41	24	5	0	.621
1995.96	Beauport Harfangs	QMJHL	31	19	7	5	0	.694
1996.97	Beauport Harfangs	QMJHL	70	24	44	2	0	.357
1997.98	<b>Montreal Canadiens</b>	<b>NHL</b>	<b>82</b>	<b>37</b>	<b>32</b>	<b>13</b>	<b>0</b>	<b>.530</b>
1998.99	<b>Montreal Canadiens</b>	<b>NHL</b>	<b>82</b>	<b>32</b>	<b>39</b>	<b>11</b>	<b>0</b>	<b>.457</b>
1999.00	<b>Montreal Canadiens</b>	<b>NHL</b>	<b>82</b>	<b>35</b>	<b>34</b>	<b>9</b>	<b>4</b>	<b>.506</b>
2000.01	<b>Montreal Canadiens</b>	<b>NHL</b>	<b>20</b>	<b>5</b>	<b>13</b>	<b>2</b>	<b>0</b>	<b>.300</b>
2003.04	P.E.I. Rocket	QMJHL	70	40	19	5	6	.650
2004.05	P.E.I. Rocket	QMJHL	70	24	39	7	0	.393
2005.06	Manitoba Moose	AHL	80	44	24	-	12	.625
2006.07	<b>Vancouver Canucks</b>	<b>NHL</b>	<b>82</b>	<b>49</b>	<b>26</b>	<b>7</b>	<b>-</b>	<b>.640</b>
2007.08	<b>Vancouver Canucks</b>	<b>NHL</b>	<b>82</b>	<b>39</b>	<b>33</b>	<b>10</b>	<b>-</b>	<b>.537</b>
2008.09	<b>Vancouver Canucks</b>	<b>NHL</b>	<b>82</b>	<b>45</b>	<b>27</b>	<b>10</b>	<b>-</b>	<b>.610</b>
2009.10	<b>Vancouver Canucks</b>	<b>NHL</b>	<b>82</b>	<b>49</b>	<b>28</b>	<b>5</b>	<b>-</b>	<b>.628</b>
2010.11	<b>Vancouver Canucks</b>	<b>NHL</b>	<b>82</b>	<b>54</b>	<b>19</b>	<b>9</b>	<b>-</b>	<b>.713</b>
2011.12	<b>Vancouver Canucks</b>	<b>NHL</b>	<b>82</b>	<b>51</b>	<b>22</b>	<b>9</b>	<b>-</b>	<b>.677</b>
<b>VANCOUVER TOTALS</b>			<b>492</b>	<b>287</b>	<b>155</b>	<b>50</b>	<b>-</b>	<b>.634</b>
<b>NHL TOTALS</b>			<b>758</b>	<b>396</b>	<b>273</b>	<b>85</b>	<b>4</b>	<b>.581</b>



**RICK BOWNESS**

## RICK BOWNESS ASSOCIATE COACH

**Born:** January 25, 1955

**Birthplace:** Moncton, NB

**Residence:** Vancouver, BC

**Family:** Wife, Judy; Sons, Ricky & Ryan; Daughter, Kristen

Rick Bowness enters his seventh season as a member of the Vancouver Canucks coaching staff and 25th NHL season in a coaching capacity. Bowness joined the Canucks from the Phoenix Coyotes where he served as Assistant Coach for six years; Bowness assumed head coaching duties on an interim basis in 2003.04. Prior to joining the Coyotes, Bowness was a member of the New York Islanders coaching staff for three seasons.

The Moncton, New Brunswick, native has held the position of Head Coach for five NHL teams: the Winnipeg Jets (1988.89), Boston Bruins (1991.92), Ottawa Senators (1992-1996), New York Islanders (1996-1998) and Phoenix Coyotes (2003.04). In addition to his NHL coaching experience, Bowness was also a player/coach for the Sherbrooke Jets (1982.83), Head Coach and General Manager of his hometown Moncton Hawks (1987-89) and Head Coach of the Maine Mariners (1989-1991) of the American Hockey League (AHL).

Prior to his coaching career, Bowness played seven seasons (1975-82) in the NHL as a right wing with Atlanta, Detroit, St. Louis and Winnipeg. He saw action in 173 games, recording 55 points (18-37-55) and 191 penalty minutes. Bowness was originally drafted by the Atlanta Flames in the second round, 26th overall, of the 1975 NHL Amateur Draft.

Bowness began his career in coaching with the AHL's Sherbrooke Jets as a player/coach during the 1982.83 season. He served the next four seasons (1983.84 to 1986.87) as an Assistant Coach for the Winnipeg Jets before returning to his hometown in 1987 as the Coach and General Manager of the Moncton Hawks, the Jets AHL developmental team. In February 1989, Bowness had his first NHL head coaching stint when he took over as interim Head Coach of the Jets for the final 28 games (8-17-3) of the 1988.89 season.

The following season, Bowness joined the Boston Bruins organization, coaching the AHL's Maine Mariners for two seasons before assuming the head coaching duties for the Bruins in 1991.92. Bowness coached the Bruins to a 36-32-12 record in 1991.92, his best season as a Head Coach. In his only year with Boston, he led the Bruins to the Prince of Wales (Eastern Conference) Finals, losing 4-0 to the eventual Stanley Cup Champion Pittsburgh Penguins.

Bowness was then named the first Head Coach of the Ottawa Senators on June 15, 1992. In three and a half seasons (1992.93 to 1995.96) with the expansion franchise, Bowness finished with a record of 39-178-18. Despite the tough times, Bowness was highly regarded for his positive style and was credited for the development of many of the Senators young stars. Bowness remained behind the Senators bench until November 20, 1995, becoming only the second coach in NHL history to head an expansion team through its first three seasons.

He was then hired by the Islanders on December 30, 1995, and worked two seasons as an Associate Coach. Bowness took over the head coaching duties of the Islanders on January 23, 1997, and led the club to a 16-18-3 record. The following year, in his first full season as the Islanders Head Coach, he guided the team to a 22-32-9 record in 63 games before being replaced on March 11, 1998. Bowness was instrumental in the development of many of the Islanders young players.

Rick and his wife Judy have three children: Ricky, Ryan and Kristen. Rick's son Ryan was drafted by the Columbus Blue Jackets in the 8th round (236th overall) of the 2001 Entry Draft and currently works for the Winnipeg Jets as the Manager of Hockey Operations & Team Services. Rick's son Ricky currently works with the Detroit Red Wings.

## NEWELL BROWN

## ASSISTANT COACH

**Born:** February 14, 1962**Birthplace:** Cornwall, ON**Residence:** Vancouver, BC**Family:** Wife, Lori; Son, Adam; Daughter, Erika

Newell Brown was named an Assistant Coach on August 3, 2010. Brown joined the club after spending the previous five seasons as Assistant Coach with the Anaheim Ducks. Prior to that, he held the roles of Associate Coach and Assistant Coach for the Columbus Blue Jackets, Anaheim Mighty Ducks and Chicago Blackhawks dating back to the 1996-97 season. Prior to joining the NHL ranks, Brown spent four seasons as Head Coach of the Adirondack Red Wings, Detroit's AHL affiliate. He also served as Head Coach of Michigan Tech University from 1990-1992 and was an Assistant Coach at Michigan State from 1986-1990. On the international stage, Brown was Head Coach of Team Canada when they secured a silver medal at the 1988 Spengler Cup.

Brown's playing career included two seasons with the Cornwall Royals, where he helped the Royals win the Memorial Cup in 1979. Drafted by Vancouver 158th overall in the 1982 NHL Entry Draft, Brown spent one year in the Canucks organization playing for Fredericton (AHL) and Muskegon (IHL) before captaining the Canadian National Team in 1985-86. In his collegiate career, Brown captained Michigan State the final three years of his four-year tenure from 1980-1984. He finished his collegiate career with 186 points (66-120-186) in 146 games played.



NEWELL BROWN

## DARRYL WILLIAMS

## ASSISTANT COACH, VIDEO

**Born:** February 29, 1968**Birthplace:** Labrador City, NF**Residence:** Vancouver, BC**Family:** Wife, Nancy; Son, Ben; Daughter, Sophia

Darryl Williams enters his fifth season with the Canucks after being named Assistant Coach, Video on August 12, 2008. Williams joined the Canucks from the St. John's Fog Devils of the QMJHL, where he worked the previous three seasons as Associate Coach, Video Coordinator and Strength & Conditioning Coach. Prior to joining St. John's, Williams served in a number of coaching capacities, including Head Coaching duties with the Kansas City Outlaws of the United Hockey League and Assistant Coach of the Cincinnati Mighty Ducks of the AHL.

The Labrador City, Newfoundland, native played 11 seasons in the AHL and International Hockey League, highlighted by a two-game call up to the NHL with the Los Angeles Kings in the 1992-93 season. With his appointment, Williams became the first Newfoundland native to serve in an NHL coaching position in League history.



DARRYL WILLIAMS

## ROLAND MELANSON

## GOALTENDING COACH

**Born:** June 28, 1960**Birthplace:** Moncton, NB**Residence:** Vancouver, BC**Family:** Sons, Mathieu & Benoit

Roland Melanson was named Goaltending Coach on June 22, 2010. Melanson joined the Canucks after working as an Assistant Coach with the Montreal Canadiens from 1997-2009. Prior to this tenure with the Canadiens, Melanson was an Assistant Coach and Goaltending Coach for the QMJHL Moncton Wildcats from 1995 to 1997, following a two-year association with the St. John Flames of the American Hockey League as goaltending consultant (1993 to 1995).

The first goaltender born in New Brunswick to play in the NHL, Melanson logged 12 seasons in the League with the New York Islanders, Minnesota North Stars, New York Rangers, Los Angeles Kings, New Jersey Devils and Montreal Canadiens. Melanson's impressive career is highlighted by three Stanley Cup championships (1981, 1982 and 1983), the William M. Jennings Trophy and an NHL Second All-Star Team selection both in the 1982-83 season. Melanson posted a career record of 129-106-33 and six shutouts in the NHL.



ROLAND MELANSON



ROGER TAKAHASHI

## ROGER TAKAHASHI

### STRENGTH & CONDITIONING COACH

---

**Born:** September 14, 1967

**Birthplace:** Kamloops, BC


**Residence:** Surrey, BC

**Family:** Wife, Cara; Sons, Sami, Max, Calvin & Henry

Roger Takahashi enters his 10th season as the Canucks Strength and Conditioning Coach after joining the team in May 2003. His responsibilities include specialized hockey conditioning and nutrition programs in-season and off-season, as well as recovery programs for injured players to ensure they return to the Canucks line-up in top physical condition. Takahashi is also responsible for the Canucks minor league affiliate, the Chicago Wolves and the club's young prospects providing training skills, nutrition education and preparation at the elite NHL level.

Takahashi graduated from the University of Waterloo with a Bachelor of Science in Science and a Bachelor of Science in Honours Kinesiology in 1991. He has written articles and given talks regarding injury prevention as well as sports training and has lectured at the university level at both Simon Fraser University and the University of British Columbia. He is actively involved in the Canucks Centre for BC Hockey programs as well as being the President of the Strength and Conditioning Coaches of the NHL.

Takahashi was born and raised in Kamloops and now resides in Langley with his wife, four sons and their dogs. He is a member of the British Columbia Association of Kinesiologists, the Sports Medicine Council of British Columbia, and the National Strength and Conditioning Association as a Certified Strength and Conditioning Specialist.



GLENN CARNEGIE

## GLENN CARNEGIE

### SKILL COACH

---

**Born:** August 30, 1973

**Birthplace:** Winnipeg, MB

**Residence:** Vancouver, BC

Glenn Carnegie enters his fourth season as the Vancouver Canucks Skill Coach. His responsibilities include working on-ice with players and prospects at the NHL and minor league level to continue to develop fundamental hockey skills. Carnegie assists in the conditioning, recovery and nutrition of all players within the organization.

Prior to joining the Canucks, Carnegie worked as Strength and Conditioning Coach with the Manitoba Moose (formerly of the American Hockey League), where he was responsible for hockey specific training, off-season conditioning and on-ice sessions with injured players.

Carnegie grew up playing hockey in the AA, AAA and junior system in Manitoba and played professionally in Germany. He received his degree in Exercise and Sport Science from the University of Manitoba and is a Certified Strength and Conditioning Coach through the National Strength and Conditioning Association. He also volunteers and sits on the board of the Believe in the Goal foundation, which raises money for cancer research.



## RON DELORME

### CHIEF AMATEUR SCOUT

**Born:** September 3, 1955  
**Birthplace:** North Battleford, SK  
**Residence:** Vancouver, BC  
**Family:** Wife, Joan; Son, Blair; Daughter, Leah

Ron Delorme is one of the longest serving members of the Vancouver Canucks. With over 20 years of scouting experience and 210 games played at right wing, Delorme has been a member of the Canucks in some capacity since 1981. Delorme coordinates Vancouver's amateur scouting staff and assembles the Canucks draft selection list. He was named Chief Amateur Scout in August 2000.

Delorme was originally drafted by Denver in the 1975 WHA Amateur Draft. His rights were then transferred to the Colorado Rockies in July 1976, after the franchise relocated to the NHL. He played in 314 games for the Rockies from 1976.77 to 1980.81 before he was claimed by Vancouver in the NHL waiver draft in October 1981. Delorme played a large role in the Canucks run to the Stanley Cup Final in 1982 and is probably best remembered by Vancouver fans for his inspirational fight versus Chicago's Grant Mulvey in the Campbell Conference Final.

Delorme played four seasons for the Canucks from 1981.82 to 1984.85, recording 37 points (17-20-37) and 383 penalty minutes in 210 games before a knee injury forced his retirement in 1985. In 524 career NHL games, Delorme recorded 166 points (83-83-166) and 667 penalty minutes.



RON DELORME

## THOMAS GRADIN

### ASSOCIATE CHIEF AMATEUR SCOUT

**Born:** February 18, 1956  
**Birthplace:** Sollefteå, Sweden  
**Residence:** Vancouver, BC  
**Family:** Wife, Cathie; Son, Adam; Daughters, Linda & Therese

Thomas Gradin was named Associate Chief Amateur Scout after serving 15 years in a scouting capacity with the Canucks. Gradin began scouting for Vancouver as a part-time amateur scout during the 1990.91 season.

Gradin played eight seasons with Vancouver from 1978.79 to 1985.86 and recorded 593 points (209-384-593) in 677 career NHL games.

His final NHL season was spent with the Boston Bruins before Gradin returned to the Swedish Elite League, to play with AIK of Stockholm.

Gradin's playing career with the Canucks was highlighted by a number of achievements. One of the club's first European-born players, Gradin led the Canucks in scoring during the 1980.81 and 1981.82 seasons, was named an NHL All-Star in 1985 and most notably recorded 19 points (9-10-19) in 17 playoff games during Vancouver's Stanley Cup Final run in 1982. In 613 games as a member of the Canucks, Gradin scored 550 points (197-353-550) and ranks sixth on Vancouver's all-time scoring list entering the 2012.13 season. Gradin was originally drafted by the Chicago Blackhawks 45th overall in the 1976 NHL Amateur Draft.



THOMAS GRADIN




LUCIEN DEBLOIS  
Professional Scout



LARS LINDGREN  
Professional Scout



BRETT HENNING  
Professional Scout



JONATHAN BATES  
Professional Scout

# PLAYER SCOUTING



**NEIL KOMADOSKI**  
Professional Scout



**BRIAN CHAPMAN**  
Amateur Scout



**SERGEI CHIBISOV**  
Amateur Scout



**INGE HAMMARSTROM**  
Amateur Scout



**TED HAMPSON**  
Amateur Scout



**FRANK KOLLAR**  
Amateur Scout



**TIM LENARDON**  
Amateur Scout



**DAN PALANGO**  
Amateur Scout



**WYATT SMITH**  
Amateur Scout



**HAROLD SNEPSTS**  
Amateur Scout



**DARRELL YOUNG**  
Amateur Scout



**MIKE BROWN**  
Scouting Coordinator

## PHOTO NOT AVAILABLE

JUDD BRACKETT Amateur Scout  
KEN COOK Amateur Scout  
CHRIS MACDONALD Amateur Scout  
RICHARD ROSE Amateur Scout



## PAT O'NEILL

### EQUIPMENT MANAGER

Pat O'Neill joined the Vancouver Canucks in 1988 and enters his 25th season with the hockey club. Prior to joining the Canucks, O'Neill spent eight seasons as Equipment Manager with the Winnipeg Jets. At the international level, O'Neill has worked with Team Canada several times, most recently at the 2010 Winter Olympic Games in Vancouver, where he helped Canada win gold. O'Neill also worked for Team Canada at the 2004 and 1990 World Championships in addition to the 1996 World Cup. O'Neill has worked in two NHL All-Star Games; 1988 and 1992. On February 14, 2008, O'Neill celebrated a significant career milestone, working his 2,000th NHL game at home versus the Minnesota Wild. O'Neill became the first recipient of the Larry Ashley Award on July 4, 1996, which honours the trainer or equipment manager who best exemplifies the character and commitment to excellence exemplified by Ashley throughout his career. O'Neill is an Executive Board Member of the Society of Professional Hockey Equipment Managers (SPHEM). He has two daughters: Brooklyn (15) and Faith (13).



PAT O'NEILL

## JAMIE HENDRICKS

### ASSISTANT EQUIPMENT MANAGER

Jamie Hendricks enters his 14th season with the Vancouver Canucks. Initially working as a Dressing Room Attendant, Hendricks was promoted to Equipment Assistant in 2001 and in 2005 moved to his current role as Assistant Equipment Manager. Hendricks experienced the game from the unique perspective of a player when at a Canucks SuperSkills competition, held before a sold out crowd, he played in goal opposite Alex Auld. Hendricks is currently a member of SPHEM.



JAMIE HENDRICKS

## BRIAN HAMILTON

### EQUIPMENT ASSISTANT


Brian "Red" Hamilton has been a member of the Vancouver Canucks training staff for 10 years and enters his eighth season as Equipment Assistant.

Prior to joining the Canucks, Red worked 13 seasons with the BC Lions of the Canadian Football League from 1989 to 2001. His tenure with the Lions included two Grey Cup Championships in 1994 and 2000. A member of SPHEM, Red lives in Cloverdale, BC, with his wife Corine and daughter Ashley.



BRIAN HAMILTON

# TRAINING & MEDICAL STAFF



## MIKE BURNSTEIN HEAD ATHLETIC TRAINER

Mike Burnstein enters his 18th year as Head Athletic Trainer with the Vancouver Canucks. Prior to joining the Canucks, Burnstein was Head Athletic Trainer for two seasons with Vancouver's AHL affiliates (Hamilton Canucks & Syracuse Crunch). Burnstein entered the field of Athletic Therapy as a youth, gaining experience working with the OHL's Hamilton Steelhawks and assisting at the 1987 and 1991 Canada Cups. Burnstein has worked with Team Canada on several occasions, most recently at the 2010 Winter Olympic Games in Vancouver where he helped Canada win gold. Burnstein has also worked for Team Canada at the 2005, 1999 and 1998 World Hockey Championships. A graduate of Sheridan College, Burnstein is an Executive Board Member of the Professional Hockey Athletic Trainers Society, a certified member of the National Athletic Therapist Association and member of the Canadian Athletic Therapy Association. Mike lives in White Rock, BC, with his wife Nicole and children, Abbey and Lukas.



## JON SANDERSON ASSISTANT ATHLETIC TRAINER

Jon Sanderson enters his 14th year with the Vancouver Canucks Medical Staff. His previous experience includes working for the BC Lions of the Canadian Football League. In 2006, Sanderson was a member of the Team Canada medical staff at the Winter Olympic Games in Torino, Italy. Sanderson graduated from Sheridan College in Oakville, Ontario, and the West Coast College of Massage Therapy in Vancouver. He is a certified member of the National Athletic Trainers Association, the Canadian Athletic Therapy Association, Professional Hockey Athletic Trainers Society and a Registered Massage Therapist. Sanderson lives in Port Coquitlam, BC, with his wife Catherine, daughter Kate, son Cooper and dog Jessie.



## DAVE ZARN ASSISTANT ATHLETIC TRAINER

Dave Zarn begins his fourth year with the Vancouver Canucks Medical Staff after three seasons as Head Athletic Therapist and Strength and Conditioning Coach with the Victoria Salmon Kings formerly of the East Coast Hockey League. Zarn worked in the same capacity with the Okanagan Hockey School/Hockey Academy for three years prior to joining the Salmon Kings. A University of Manitoba graduate, Zarn is a certified member of the Canadian Athletic Therapy Association with Corrective Exercise Specialist training from the National Academy of Sports Medicine. Zarn lives in Vancouver, BC, with his wife Jaime and daughter Taryana.


## MEDICAL STAFF



**DR. BILL REGAN**  
Team Doctor



**DR. MIKE WILKINSON**  
Team Doctor



**DR. JEFFREY NORDEN**  
Team Dentist



**DR. SID SHEARD**  
Team Chiropractor



**DR. GLENN CASHMAN**  
Team Chiropractor



**DR. ALAN R. BOYCO**  
Team Optometrist

# CANUCKS FOR KIDS FUND

## ABOUT

The Canucks for Kids Fund dedicates resources to assist charities who support children's health and wellness, foster the development of grassroots hockey, and facilitate and encourage education in British Columbia.

Thanks to the generosity of our fans, donors, players, employees and sponsor partners, the Canucks for Kids Fund (CFKF) has granted more than \$40 million to charities in British Columbia over the last 27 years.

Our core beneficiaries, Canucks Autism Network (CAN), Canuck Place Children's Hospice and BC Children's Hospital Foundation are providing vital resources and life-saving care to families all across this province.

In a few short years, CAN has become a leading organization that enhances the quality of life for families living with autism. Their mission is to provide year round, innovative and high quality sports, recreational, social and vocational programs for individuals and families living with autism. Additionally, CAN strives to build awareness and capacity through community networks across British Columbia.

Canuck Place Children's Hospice and the Canucks for Kids Fund have shared a significant bond over the history of our organizations. Since opening its doors in 1995, the Canucks for Kids Fund has granted Canuck Place more than \$24 million. Canuck Place offers focused pediatric care for children with life-limiting conditions, as well as facilitated support for their families.

The relationship with BC Children's Hospital goes back to the formative years of the Canucks for Kids Fund. BC Children's Hospital treats the province's sickest and most seriously injured children, more than 200,000 patients a year. As BC's major treatment, teaching and research facility for child health, the importance of the hospital can be felt province-wide.

**Board of Directors:** Paolo Aquilini, President; Victor de Bonis, Vice President; Jamie Pitblado; Pamela Keith; Senator Larry Campbell; Dr. Paula Gordon; Johanna Sedin; TC Carling; Alex Mitchell, Executive Director.

**For more information on the Canucks for Kids Fund, please visit our website at [canucks.com/cfkf](http://canucks.com/cfkf).**

## GRANT RECIPIENTS

The Canucks for Kids Fund proudly supplied grants to the following recipients in the areas of health and wellness, grassroots hockey and education: Canucks Autism Network, Canuck Place Children's Hospice and BC Children's Hospital. Additional grant recipients include Arts Umbrella, BC Women's Hospital, Boys & Girls Club of South Coast BC, Britannia Hockey Academy, Canucks Family Education Centre, Family Services of Greater Vancouver, KidSafe Project Society, Hannah's Heroes, PALS Autism School, Rare Disease Foundation, Sarah McLachlan School of Music, Theatre Templeton, Vancouver International Children's Festival and YWCA Metro Vancouver.







## EDUCATION

The Canucks for Kids fund supports a variety of educational initiatives and programs and is dedicated to encouraging education in British Columbia. The Canucks have developed and implemented three in-school programs, which serve children of all ages across the province. Fin's Friends Character Education Program teaches the basic elements of character education and social responsibility to 70,000 primary students. In its second year, 'Power PLAY. Fitness. Nutrition. Fun.' emphasizes healthy eating and active living to intermediate students; each year the first 40 schools to register for the program receive a free set of floor hockey equipment. New this year, The Business of Hockey will pilot in numerous Vancouver schools. Aimed at senior students interested in pursuing a career in sports, this program educates students on the business behind hockey and develops the necessary skills to have a successful career. The Canucks are also proud to support the Canucks Family Education Centre, whose mandate is to positively impact low literacy levels on Vancouver's east side by providing a coordinated, comprehensive, integrated services approach to family literacy and lifelong learning.

## CANUCKS CENTRE FOR BC HOCKEY



Supported by the Canucks for Kids Fund and in partnership with BC Hockey, the Canucks Centre for BC Hockey is a direct link to over 60,000 minor hockey players throughout BC. The Centre is committed to creating opportunities for grassroots hockey players of all ages, levels and backgrounds by assisting in the development and recognition of female hockey, minor hockey initiation and the skill improvement of players and coaches. Each year, the Centre programs give minor hockey players, coaches and parents the opportunity to visit Rogers Arena and benefit from interaction with the Canucks players, coaching staff and administrators. Programs include Mini Minor Hockey, Every Kid's Dream, Canucks Female Jamboree and many more.

## EVENTS



### Dice & Ice Presented by HSBC

Dice & Ice, presented by HSBC, is the team's signature charitable event in support of the Canucks for Kids Fund. Dice & Ice features a funny money casino, silent and live auctions, and a gourmet three-course meal. Last year, the event raised more than \$540,000 net for the Canucks for Kids Fund.



### Canucks For Kids Fund Telethon, Presented By Chevrolet

The Canucks for Kids Fund Telethon, presented by Chevrolet, is an annual radio and television telethon. During the 2011/12 NHL season, the CFKF Telethon raised more than \$1.3 million through phone/online donations and fundraising events throughout the year. Wives and significant others of the players play a key role by answering phones on the celebrity panel located on the concourse of Rogers Arena during the game.



## CANUCKS KIDS SUPER SKILLS

POWERED BY ROGERS

### Canucks SuperSkills

SuperSkills, powered by Rogers, is hosted each year at Rogers Arena and pits players against one another in fun events such as the Hardest Shot, Fastest Skater and more. Canucks players are joined on-ice by minor hockey players, who compete alongside the pros in the same skill categories. Last season, with the support of Canucks fans, SuperSkills raised more than \$228,000 net for the Canucks for Kids Fund and NHLPA Goals & Dreams Fund.

## CANUCKS KIDS JAKE MILFORD

CANUCKS CHARITY INVITATIONAL

PRESENTED BY ENDEAVOUR SILVER

### Jake Milford Canucks Charity Invitational, Presented by Endeavour Silver

The Canucks roster players and members of the Canucks Alumni participate in this charity golf tournament benefiting both the BC Hockey Benevolent Association (BCHBA) and the Canucks for Kids Fund. Celebrating its 29th anniversary this year, the "Jake" is proudly presented in Jake Milford's memory. In September 2012, the tournament raised more than \$180,000 net.

## OTHER CANUCKS COMMUNITY PROGRAMS

The Vancouver Canucks and the Canucks for Kids Fund run a number of other community initiatives throughout the season, such as the Donations in Kind program and Tickets for Kids. These programs aim to provide children who may not otherwise have a chance, the opportunity to attend games, and to support the fundraising efforts of various charities across the province. The organization has also partnered with many significant charitable and developmental initiatives including work with mindcheck.ca and launching the Canucks Hockey School, supported by Okanagan Hockey School.

### Canucks for Kids Fund 50/50

With the generosity of our loyal fans and dedicated team of volunteers, the Canucks for Kids Fund 50/50 program is one of the most successful in the NHL. In 2011/12, the Canucks 50/50 program raised more than \$11 million net. During the 2011/12 season, the introduction of a new electronic system allowed for even greater fundraising opportunities as it increased the amount of time guests could purchase 50/50 tickets while attending Canucks games at Rogers Arena.

**For more information about our work in the community, please visit [canucks.com/community](http://canucks.com/community).**



## VANCOUVER CANUCKS ALUMNI



### ABOUT

Despite the fact that the Vancouver Canucks didn't enter the NHL until 1970, the Alumni group was conceived in 1952 by the Canucks of the Western Hockey League. The alumni began with Hall of Famers Babe Pratt and Cyclone Taylor, who organized a benefit game for a local amateur player whose wife had become seriously ill. This eventually grew into the BC Hockey Benevolent Association (BCHBA) – a registered non-profit society – designed to assist former players and their families who had fallen on hard times. Since that time, the scope of the BCHBA has broadened and over the last five decades, the group has expanded and has raised over \$2 million for charity.

### THE ALUMNI AND THE COMMUNITY

#### Canucks Alumni BCHL Scholarships

For nearly a decade, Orland Kurtenbach, the Canucks original captain, headed up an Alumni committee to provide scholarship opportunities (four per year at \$3,000) for hockey playing youngsters from the BC Junior League to attend the University of British Columbia. Kurtenbach coached several years in the BCHL with Richmond and Chilliwack. Former Canuck, Gerry O'Flaherty currently leads the scholarship program, which has awarded over 30 graduates of the BCHL Canucks Alumni Scholarships.

#### Larry Ashley Scholarship

The Canucks Alumni initiated the Larry Ashley Scholarship over 10 years ago. Ashley was a longtime athletic trainer of the NHL Canucks and passed away from cancer in 1995. Widely recognized as a leader in his field, Ashley's name now lives on via the Larry Ashley Scholarship Program. It provides scholarship funds of \$2,500 per year to academically qualified BC students pursuing post-secondary studies in the fields of sports medicine and/or athletic training.

#### PCHA Scholarships

The Vancouver Canucks Alumni offer a number of scholarships each season to deserving students and minor hockey players in recognition of academic achievement and commitment to school and community service. Canucks scholarships include: the Stan Smyl Scholarship, Orland Kurtenbach Scholarship, Pat Quinn Scholarship, Dennis Kearns Scholarship, Vancouver Canucks Alumni Association Scholarship, and the Vancouver Canucks Community Service Bursary.

## PLAYING AGAINST VANCOUVER CANUCKS ALUMNI HEROES

Each year the Canucks Alumni team travels throughout British Columbia to participate in charity games with fans from all over the province. The Alumni have travelled to a number of BC cities, including Kitimat, Smithers, Port Hardy, Rossland, Williams Lake, Comox, Victoria and Merritt, to name a few. Pies-in-the-face, buckets of water thrown on the opposition bench and a Superman sighting are all part of the Alumni's road games. In exchange for their performances, the BC Hockey Benevolent Society receives expense money for travel or accommodation (if applicable) plus a modest stipend which goes directly into the scholarship maintenance program. Any funds remaining are left in the community in which the game is played and go to minor hockey or other local causes. For more information on bringing the Alumni to your town visit [canucks.com/community](http://canucks.com/community) or call the Canucks Centre for BC Hockey at 604.899.7770.

## WHAT ARE THE CANUCKS ALUMNI TODAY?

The Canucks Alumni are a group of over 100 hockey people living mostly in the Lower Mainland. Membership is also extended to alumni living out of the area and the province. The group is unique in that all former pros are welcome, not just former Canucks. Canucks Alumni

include Bill Ranford, Mark Lofthouse and Gary Nylund as card-carrying members, even though they did not play for Vancouver. The Alumni have the luxury of being able to ice not just one but two teams at any given time. This, in part, is a tribute to the city of Vancouver being such a desirable place to live and play.

## ALUMNI PRESIDENT

Gerry "Driller" Sillers was born and raised in Saskatoon where he played junior for the Blades with his longtime buddy Bobby Schmautz. He moved west to attend Simon Fraser University and turned pro with the Western League Canucks in 1968-69. He played four seasons with their AHL affiliate, the Rochester Americans, a team for which Don Cherry both played and coached. He also played briefly with Portland of the WHL. Following his playing career, he became an enthusiastic member of the Canucks alumni organization and in 1989, became its president, a post he still holds.

## Canucks Alumni Board:

Gerry Sillers, Bob Murray, Orland Kurtenbach, Mickey McDowell, Bill Ranford, Kirk McLean, Rick Amann, Chris Oddleifson, Dennis Kearns and Dave Cannon.









# PLAYERS



#41

# ANDREW ALBERTS

(AN-droo AL-buhrts)

## CAREER STATS

**MOST GOALS IN A GAME** 1

EIGHT TIMES – LATEST MAR. 30/12 vs DAL

**MOST ASSISTS IN A GAME** 2

THREE TIMES – LATEST JAN. 30/10 vs CHI

**MOST POINTS IN A GAME** 2

THREE TIMES – LATEST JAN. 30/10 vs CHI: 0-2-2

**HAT TRICKS** 0

**GAME-WINNING GOALS** 2

LATEST MAR. 30/12 vs DAL

**POWER PLAY GOALS** 0

**SHORTHANDED GOALS** 1

MAR. 12/06 at BUF

**OVERTIME POINTS** 0-0-0

**SHOOTOUT RECORD** 0/0

0 GDG

**PENALTY SHOT RECORD** 0/0


## REGULAR SEASON

## PLAYOFFS

## ALBERTS vs NHL

SEASON	CLUB	LEA	GP	G	A	PTS	PIM	GP	G	A	PTS	PIM
1999.00	Waterloo	USHL	49	2	2	4	55	4	0	0	0	12
2000.01	Waterloo	USHL	54	4	10	14	128	–	–	–	–	–
2001.02	Boston	NCAA	38	2	10	12	52	–	–	–	–	–
2002.03	Boston	NCAA	39	6	16	22	60	–	–	–	–	–
2003.04	Boston	NCAA	42	4	12	16	64	–	–	–	–	–
2004.05	Boston	NCAA	30	4	12	16	67	–	–	–	–	–
	Providence	AHL	8	0	0	0	16	16	1	4	5	40
2005.06	Boston	NHL	73	1	6	7	68	–	–	–	–	–
	Providence	AHL	6	0	1	1	7	–	–	–	–	–
2006.07	Boston	NHL	76	0	10	10	124	–	–	–	–	–
2007.08	Boston	NHL	35	0	2	2	39	2	0	0	0	0
2008.09	Philadelphia	NHL	79	1	12	13	61	6	0	1	1	10
2009.10	Carolina	NHL	62	2	8	10	74	–	–	–	–	–
	Vancouver	NHL	14	1	1	2	13	10	0	1	1	27
2010.11	Vancouver	NHL	42	1	6	7	41	9	0	0	0	6
2011.12	Vancouver	NHL	44	2	1	3	40	–	–	–	–	–
VANCOUVER			100	4	8	12	94	19	0	1	1	33
NHL TOTALS			425	8	46	54	460	27	0	2	2	43

TEAM	GP	G	A	PTS	PIM
Anaheim	9	0	0	0	4
Boston	7	0	1	1	7
Buffalo	26	1	2	3	25
Calgary	12	0	2	2	15
Carolina	14	1	3	4	21
Chicago	9	0	3	3	22
Colorado	14	0	0	0	8
Columbus	8	0	2	2	6
Dallas	8	1	0	1	4
Detroit	7	0	0	0	2
Edmonton	10	1	2	3	20
Florida	18	0	2	2	20
Los Angeles	10	0	1	1	7
Minnesota	14	0	2	2	13
Montreal	26	0	3	3	30
Nashville	6	0	1	1	15
New Jersey	22	0	2	2	46
NY Islanders	23	0	2	2	12
NY Rangers	19	0	2	2	10
Ottawa	27	0	2	2	39
Philadelphia	16	0	1	1	15
Phoenix	7	0	1	1	0
Pittsburgh	16	1	2	3	14
St. Louis	6	0	0	0	4
San Jose	10	2	0	2	8
Tampa Bay	19	0	1	1	14
Toronto	28	1	5	6	50
Vancouver	3	0	0	0	0
Washington	15	0	1	1	17
Winnipeg	16	0	3	3	12

**Totals** 425 8 46 54 460

## NHL FIRSTS

**First Game:** Oct. 5/05 vs MTL  
**First Point:** Nov. 19/05 vs BUF  
**First Goal:** Mar. 12/06 at BUF

## STREAKS

**Assists:** 4 games Nov. 13-21/08: 4 assists  
**Points:** 4 games Nov. 13-21/08: 0-4-4

## ACQUIRED

Acquired by Vancouver from Carolina in exchange for a 2010 third-round Draft selection (Austin Levi), March 3, 2010.

## PERSONAL

Andrew and his wife Kelly reside in Minnesota during the off-season...He attended Boston College, where he graduated with a degree in Communications and played alongside current Canucks netminder, Cory Schneider...Has played on Team USA alongside current Canucks Keith Ballard, Ryan Kesler and Cory Schneider on the international stage...Andrew's uncle, Tom Rotstein, played professional hockey in the IHL and Europe...Andrew's first youth team was the Eden Prairie Eagles and the player he emulated growing up was Chris Pronger...He was a fan of the Minnesota North Stars, including players Mike Modano and Bobby Smith...His favorite vacation spot is his cabin in Grand Rapids, MN.

## CAREER HIGHLIGHTS

**2011.12:** Played in 44 games, recording three points (2-1-3) and 40 penalty minutes in his third season with the Canucks and seventh in the NHL...Averaged 14:17 ice time per game...Collected 91 hits and 39 blocked shots...Both of his goals in 2011.12 were game-winning goals...Appeared in his 400th career game, Dec. 19 vs MIN...Collected his first career game-winning goal, Nov. 26 at SJ...Contributed a season high of 19:31 TOI, Nov. 6 at CHI...Recorded six hits, Oct. 18 vs NYR...Appeared in his first game of the season, Oct. 12 at PHI. **2010.11:** Appeared in 42 games, recording seven points (1-6-7) and 41 penalty minutes in his second season with the Canucks and sixth NHL season...Averaged 15:09 ice time per game...Led Canucks defencemen in hits (113)...Missed a total of 33 games to injury...Collected his 400th NHL penalty minute, Nov. 20 vs CHI...Recorded a season high of 21:43 ice time, Oct. 26 vs COL...Collected his first assist of the season, Oct. 22 vs MIN...Notched his first goal of the season, Oct. 17 vs CAR...Appeared in his fourth NHL playoffs, recording an average 12:48 ice time per game and six penalty minutes. **2009.10:** Split the season between Vancouver (1-1-2 in 14 games played) and Carolina (2-8-10 in 62 games played)...Ranked 13th among NHL defencemen with 222 hits...Appeared in his first game and recorded his first point (0-1-1) as a Canuck, Mar. 5 at CHI...Acquired on the NHL trade deadline by Vancouver in exchange for a third round pick in the 2010 NHL Entry Draft...Earned two assists, registered three hits, was +2 and was named third star of the game, Jan. 30 vs CHI...Played his 300th NHL career game and registered six hits, Dec. 23 vs MTL...Matched his career high for most assists and points in a single game with a pair of assists, Dec. 18 at FLA...Recorded assists in consecutive games, Nov. 11-13/10...Registered his first point of the season (0-1-1), Nov. 6. **2008.09:** Played his fourth NHL season and first with Philadelphia after being acquired from Boston on Oct. 13...Established career highs in games played (79), assists (12), points (13) and plus/minus (+6)...Led all Flyers skaters in hits (157) and ranked third on the team in blocked shots (133)...Had a career-high four-game assist and point streak from Nov. 13-21...Was +3 in that four-game span...Made his Flyers debut, one day after being acquired from Boston, Oct. 14 at PIT. **2007.08:** Made his NHL postseason debut, skating in two Stanley Cup Playoff contests for the Bruins. **2006.07:** Established career highs in games (76), assists (10) and points (10)...Led the Bruins in penalty minutes with 124...Had points in consecutive games on two occasions: Nov. 28-30 (0-2-2) and Dec. 23-26 (0-2-2)...Missed six games due to shoulder and hamstring injuries. **2005.06:** Played first full professional season with Boston, earning seven points (1-6-7) and 68 penalty minutes in 73 games with the Bruins...Was fourth on the team in penalty minutes (68)...Had points in consecutive games twice: from Mar. 12-14 (1-1-2) and Mar. 21-24 (0-2-2)...Scored his first NHL goal with a shorthanded effort, beating Martin Biron at 14:56 of the second period, Mar. 12 at BUF...Was a healthy scratch for three NHL games, and missed two games with the flu...Had a six-game stint with Providence (Dec. 1-12), totaling one assist and seven penalty minutes. **2004.05:** Had consecutive games played streak snapped at 120 games after suffering a knee injury...Earned Hockey East First Team All-Conference and First Team East All-American honours...Completed his collegiate career with 16 goals, 50 assists (66 points) and 243 penalty minutes in 149 games...Signed a try-out agreement with Providence (AHL) on Apr. 2 at the conclusion of his college season...Played in eight regular-season games in Providence and added five points (1-4-5) in 16 Calder Cup Playoff games for the Bruins. **2003.04:** Was named First Team East All-American and shared Hockey East's Best Defensive Defenceman award...Was named to the Hockey East All-Conference Second Team. **2002.03:** Earned collegiate career highs in goals (6), assists (16) and points (22), skating in 39 games for the Eagles. **2001.02:** Was second among Boston College defencemen in scoring with 12 points (2-10-12) in 38 games during his freshman season.

## INTERNATIONAL

World Championships: 2007, 2006.

## NHL MILESTONES

**100th NHL Game:** Dec. 16/06 at FLA  
**400th NHL Game:** Dec. 19/11 vs MIN

## 2011.12 GAME BY GAME

Oct. 6	vs PIT	DND		
Oct. 10	@ CBJ	DND		
Oct. 12	@ PHI	0-0	0/-1	12:26
Oct. 13	@ DET	DND		
Oct. 15	@ EDM	0-0	1/1	14:51
Oct. 18	vs NYR	0-0	0/0	12:40
Oct. 20	vs NSH	0-0	0/2	14:06
Oct. 22	vs MIN	0-1	0/-1	17:15
Oct. 25	@ EDM	0-0	2/-1	16:49
Oct. 26	vs STL	DND		
Oct. 29	vs WSH	DND		
Nov. 1	@ CGY	DND		
Nov. 3	@ MIN	0-0	1/-3	15:16
Nov. 4	@ STL	0-0	0/0	17:41
Nov. 6	@ CHI	0-0	0/0	19:11
Nov. 10	@ LA	DND		
Nov. 11	@ ANA	DND		
Nov. 13	vs NYI	DND		
Nov. 16	vs CHI	DND		
Nov. 20	vs OTT	0-0	0/-1	12:28
Nov. 23	@ COL	0-0	0/0	16:44
Nov. 25	@ PHX	0-0	0/2	13:21
Nov. 26	@ SJ	1-0 (W)	1/2	18:09
Nov. 29	vs CBJ	0-0	0/0	18:21
Dec. 1	vs NSH	0-1	1/0	14:48
Dec. 4	vs CGY	DND		
Dec. 6	vs COL	DND		
Dec. 8	@ MTL	0-0	0/-2	5:36
Dec. 10	@ OTT	DND		
Dec. 13	@ CBJ	0-0	0/0	10:52
Dec. 15	@ CAR	0-0	1/1	13:39
Dec. 17	@ TOR	DND		
Dec. 19	vs MIN	0-0	0/1	13:57
Dec. 21	vs DET	0-0	0/2	16:13
Dec. 23	vs CGY	0-0	4/0	13:25
Dec. 26	vs EDM	0-0	0/2	12:57
Dec. 28	@ SJ	0-0	0/0	15:57
Dec. 29	@ ANA	0-0	2/1	18:01
Dec. 31	@ LA	0-0	0/-1	15:37
Jan. 2	vs SJ	0-0	0/0	11:40
Jan. 4	vs MIN	0-0	1/0	16:03
Jan. 7	@ BOS	0-0	0/0	10:00
Jan. 9	@ FLA	0-0	0/0	16:13
Jan. 10	@ TB	0-0	1/0	15:19
Jan. 12	@ STL	0-0	0/0	12:41
Jan. 15	vs ANA	DND		
Jan. 17	vs LA	0-0	1/0	11:06
Jan. 21	vs SJ	DND		
Jan. 24	vs EDM	DND		
Jan. 31	vs CHI	DND		
Feb. 2	vs DET	0-0	0/0	2:47
Feb. 4	@ COL	DND		
Feb. 7	@ NSH	DND		
Feb. 9	@ MIN	0-0	0/0	17:07
Feb. 11	@ CGY	0-0	0/0	10:18
Feb. 13	vs PHX	0-0	0/1	13:26
Feb. 15	vs COL	0-0	0/0	14:11
Feb. 18	vs TOR	DND		
Feb. 19	@ EDM	DND		
Feb. 21	@ NSH	DND		
Feb. 23	@ DET	DND		
Feb. 24	@ NJ	0-0	1/0	18:55
Feb. 26	@ DAL	DND		
Feb. 28	@ PHX	DND		
Mar. 1	vs STL	DND		
Mar. 3	vs BUF	DND		
Mar. 6	vs DAL	DND		
Mar. 8	vs WPG	DND		
Mar. 10	vs MTL	DND		
Mar. 14	vs PHX	DND		
Mar. 17	vs CBJ	DND		
Mar. 19	@ MIN	DND		
Mar. 21	@ CHI	0-0	0/-1	13:05
Mar. 22	@ DAL	0-0	0/-1	14:07
Mar. 24	@ COL	DND		
Mar. 26	vs LA	DND		
Mar. 28	vs COL	0-0	0/0	14:20
Mar. 30	vs DAL	1-0 (W)	1/0	17:30
Mar. 31	vs CGY	0-0	1/0	15:01
Apr. 3	vs ANA	0-0	0/1	15:14
Apr. 5	@ CGY	DND		
Apr. 7	vs EDM	DND		



#4

KEITH  
BALLARD

(KEETH BAL-uhrd)

## CAREER STATS

MOST GOALS IN A GAME 2

DEC. 29/05 vs LA

MOST ASSISTS IN A GAME 4

JAN. 19/06 vs FLA

MOST POINTS IN A GAME 4

JAN. 19/06 vs FLA: 0-4-4

HAT TRICKS 0

GAME-WINNING GOALS 4

LATEST APR. 1/10 at BOS

POWER PLAY GOALS 7

LATEST DEC. 31/09 vs MTL

SHORTHANDED GOALS 4

LATEST APR. 3/08 vs DAL

OVERTIME POINTS 1-5-6

SHOOTOUT RECORD 0/2

0 GDG

PENALTY SHOT RECORD 0/0



## REGULAR SEASON

## PLAYOFFS

## BALLARD vs NHL

SEASON	CLUB	LEA	GP	G	A	PTS	PIM	GP	G	A	PTS	PIM	TEAM	GP	G	A	PTS	PIM	
1999.00	U.S. Jr. National	USHL	58	12	21	33	119	-	-	-	-	-	Anaheim	31	2	9	11	46	
2000.01	Omaha	USHL	56	22	29	51	168	10	1	6	7	8	Boston	12	1	1	2	13	
2001.02	Minnesota	NCAA	41	10	13	23	42	-	-	-	-	-	Buffalo	10	1	5	6	9	
2002.03	Minnesota	NCAA	41	12	29	41	78	-	-	-	-	-	Calgary	20	0	3	3	19	
2003.04	Minnesota	NCAA	37	11	25	36	83	-	-	-	-	-	Carolina	15	1	3	4	16	
2004.05	Utah	AHL	60	2	18	20	88	-	-	-	-	-	Chicago	20	0	2	2	15	
2005.06	Phoenix	NHL	82	8	31	39	99	-	-	-	-	-	Colorado	22	0	6	6	20	
2006.07	Phoenix	NHL	69	5	22	27	59	-	-	-	-	-	Columbus	21	1	3	4	19	
2007.08	Phoenix	NHL	82	6	15	21	85	-	-	-	-	-	Dallas	29	2	6	8	17	
2008.09	Florida	NHL	82	6	28	34	72	-	-	-	-	-	Detroit	19	0	1	1	30	
2009.10	Florida	NHL	82	8	20	28	88	-	-	-	-	-	Edmonton	22	1	5	6	18	
2010.11	Vancouver	NHL	65	2	5	7	53	10	0	0	0	6	Florida	4	1	4	5	6	
2011.12	Vancouver	NHL	47	1	6	7	64	4	0	1	1	2	Los Angeles	31	5	4	9	53	
VANCOUVER TOTALS			112	3	11	14	117	14	0	1	1	8	Minnesota	20	1	9	10	37	
NHL TOTALS			509	36	127	163	520	14	0	1	1	8	Montreal	12	2	1	3	7	
														Nashville	21	2	2	4	11
														New Jersey	11	0	3	3	2
														NY Islanders	12	1	3	4	8
														NY Rangers	11	1	2	3	2
														Ottawa	12	1	2	3	2
														Philadelphia	11	0	7	7	6
														Phoenix	6	0	0	0	2
														Pittsburgh	12	3	3	6	21
														St. Louis	19	1	4	5	45
														San Jose	34	3	16	19	34
														Tampa Bay	16	2	9	11	28
														Toronto	12	0	4	4	10
														Vancouver	13	2	2	4	19
														Washington	16	2	4	6	10
														Winnipeg	15	0	4	4	15

Totals 509 36 127 163 520

## NHL FIRSTS

**Game:** Oct. 5/05 at VAN  
**Goal:** Oct. 5/05 at VAN  
**Assist:** Oct. 30/05 at ANA

## STREAKS

**Assists:** 4 games Jan. 14-21/06: 7 assists  
**Points:** 5 games Mar. 25 – Apr. 3/06: 1-5-6

## HONOURS

NCAA West First All-American Team: 2004  
 Hobey Baker Memorial Award Finalist: 2004  
 John Mariucci MVP Award: 2004  
 WCHA First All-Star Team: 2004, 2003

NCAA West Regional All-Tournament Team: 2003  
 WCHA Final Five All-Tournament Team: 2003  
 WCHA All-Rookie Team: 2002  
 USHL First All-Star Team: 2001

## ACQUIRED

Acquired by Vancouver from Florida with Victor Oreskovich on June 25, 2010 in exchange for Steve Bernier, Michael Grabner and a first round Draft pick in 2010 (Quinton Howden).

## PERSONAL

Played a number of sports growing up and during high school was an All-Conference selection as a fullback and linebacker playing football and finished as a Conference championship runner-up in golf...If he didn't play hockey, Keith would be interested in being a fishing guide...He spends his summers in Minnesota.

## CAREER HIGHLIGHTS

**2011.12:** Played in 47 games, collecting seven points (1-6-7) and 64 penalty minutes in his second season with the Canucks...Ranked fifth on the team with 63 blocked shots...Registered 61 hits...Missed 35 games due to injury...Appeared in his 500th career game, Jan. 9 at FLA...Recorded points in consecutive games, Dec. 4-6...Recorded a season high 20:07 TOI, Oct. 26 vs STL...Notched his first goal of the season in Vancouver's first game of the 2011.12 season, Oct. 6 vs PIT...Appeared in four playoff games, collecting one assist. **2010.11:** Played in 65 games this season, collecting seven points (2-5-7) and 53 penalty minutes in his first season with the Canucks...Led the team in blocked shots (111)...Ranked third among Canucks defencemen with 99 hits...Averaged 15:54 in ice time per game...Missed 17 games due to injury...Logged a season high ice time of 23:53, Jan. 26 vs NSH...Collected his first assist with the Canucks, Dec. 5 vs STL...Registered his first goal with Vancouver, Nov. 26 vs SJ...Played his 400th NHL career game, Oct. 13 at ANA...Appeared in his first game with Vancouver, recording five blocked shots Oct. 9 vs LA...Made his first appearance in the NHL playoffs, recording 15 blocked shots, 14 hits and averaging 14:14 in ice time per game. **2009.10:** Played his third consecutive 82-game season, the fourth of his career...Led Panthers and ranked third in the League in blocked shots (201)...Second on Florida in hits (156)...Fourth on the Panthers in TOI per game (22:24)...Recorded a goal in back-to-back games on Apr. 1 at BOS and Apr. 3 vs NYR...Netted a game-winning goal, Apr. 1 at BOS...Registered three assists, Jan. 16 vs TB...Scored first goal of season, Nov. 23 vs PIT...Notched three assists, Nov. 18 at BUF. **2008.09:** Was one of two Panthers to play in all 82 games...Ranked second on Florida in hits (172)...Recorded a goal and the 100th point of his NHL career with an assist, Dec. 26 vs TB...Recorded the game-winning goal, Dec. 4 vs BUF...Recorded a career high 18 penalty minutes, Oct. 25 at STL...Recorded three assists Oct. 24 vs SJ...Had a four-game point streak (1-4-5) from Oct. 11-20...Recorded his first goal as a Panther, Oct. 20 at MTL. **2007.08:** Led the Coyotes in hits (169) and blocked shots (162)...Scored the GWG, Dec. 8 at LA...Collected a goal and an assist, Nov. 8 vs DAL. **2006.07:** Ranked second on Phoenix in hits (130) and blocked shots (135) and third in average time on ice (21:59)...Ranked 10th in the NHL in average shifts per game (30.6)...Won Coyotes team award for Hardest Working Player for second consecutive year...Recorded a season-high four-game point streak (1-3-4) from Dec. 14-23. **2005.06:** Among NHL rookies, ranked seventh in assists (31), second in blocked shots (137) and eighth in hits (120)...Led Coyotes in SHG (3)...Won Coyotes team award for Hardest Working Player...Was co-winner of Coyotes Man of the Year...Scored SHG in 3-0 win to tie Brian Leetch for NHL record for most SHG by rookie defenceman (3), Apr. 13 vs LA...Set new Coyotes/Jets record for assists in a game by a rookie with four assists in 6-3 win, Jan. 19 vs FLA...Recorded first career multi-point game with two assists in 4-2 win, Nov. 8 at MIN. **2004.05:** Played for PlanetUSA at 2005 AHL All-Star Game in his first pro season. **2003.04:** Finished 12th in NCAA in GWG (5)...Finished career at Minnesota seventh on the school's all-time list for goals by a defenceman (33) and 11th in points by a defenceman (100). **2002.03:** Traded by Buffalo to Colorado for Steven Reinprecht Jul. 3...Helped Minnesota capture second consecutive NCAA championship...Ranked fourth in the nation in goals and assists among defencemen...Ranked third in WCHA in defencemen scoring. **2001.02:** Helped Minnesota capture NCAA championship. **2000.01:** Helped Omaha Lancers capture USHL national junior championship...Ranked second among USHL's top scoring defencemen. **1999.00:** A graduate of USA Hockey's National Team Development Program, finished as the top scoring defenceman on the under-18 squad.

## INTERNATIONAL

World Championships: 2009, 2008, 2007, 2004 (bronze)  
 World Junior Championships: 2002  
 U18 World Championships: 2000

## NHL MILESTONES

**100th NHL Game:** Dec. 11/06 at SJ  
**500th NHL Game:** Jan. 9/12 at FLA

**100th NHL Point:** Dec. 26/08 at TB

**100th NHL Assist:** Nov. 16/09 vs LA

## 2011.12 GAME BY GAME

Oct. 6	vs PIT	1-0	3/1	16:27
Oct. 10	@ CBJ	0-0	2/-1	13:43
Oct. 12	@ PHI	0-0	1/-2	12:24
Oct. 13	@ DET	0-0	2/-1	13:21
Oct. 15	@ EDM	0-0	0/-1	17:58
Oct. 18	vs NYR	0-0	2/-1	19:16
Oct. 20	vs NSH	0-0	1/-1	18:34
Oct. 22	vs MIN	0-0	2/-1	17:24
Oct. 25	@ EDM	0-0	1/0	12:52
Oct. 26	vs STL	0-0	1/0	20:07
Oct. 29	vs WSH	0-0	2/-2	15:11
Nov. 1	@ CGY	0-0	0/0	15:29
Nov. 3	@ MIN	0-0	1/0	17:20
Nov. 4	@ STL	0-0	0/0	19:13
Nov. 6	@ CHI	0-0	0/-2	18:08
Nov. 10	@ LA	0-0	1/1	16:27
Nov. 11	@ ANA	0-0	2/-1	13:32
Nov. 13	vs NYI	0-0	0/1	17:21
Nov. 16	vs CHI	0-0	0/0	3:29
Nov. 20	vs OTT	INJ		
Nov. 23	@ COL	DND		
Nov. 25	@ PHX	0-0	0/2	15:23
Nov. 26	@ SJ	0-1	0/2	17:21
Nov. 29	vs CBJ	0-0	1/0	17:47
Dec. 1	vs NSH	0-0	1/0	14:39
Dec. 4	vs CGY	0-1	0/0	17:40
Dec. 6	vs COL	0-1	0/1	14:36
Dec. 8	@ MTL	0-0	0/1	14:18
Dec. 10	@ OTT	0-0	0/0	17:05
Dec. 13	@ CBJ	0-0	0/0	15:45
Dec. 15	@ CAR	0-0	2/1	14:21
Dec. 17	@ TOR	0-0	1/0	16:13
Dec. 19	vs MIN	INJ		
Dec. 21	vs DET	INJ		
Dec. 23	vs CGY	DND		
Dec. 26	vs EDM	0-1	0/2	14:38
Dec. 28	@ SJ	0-0	0/0	10:43
Dec. 29	@ ANA	0-1	0/2	15:42
Dec. 31	@ LA	0-0	1/-1	13:30
Jan. 2	vs SJ	0-0	0/-1	14:27
Jan. 4	vs MIN	0-0	1/0	16:40
Jan. 7	@ BOS	0-0	2/0	14:48
Jan. 9	@ FLA	0-0	0/0	17:04
Jan. 10	@ TB	0-1	0/0	15:48
Jan. 12	@ STL	DND		
Jan. 15	vs ANA	0-0	1/1	16:17
Jan. 17	vs LA	0-0	1/0	15:03
Jan. 21	vs SJ	0-0	0/2	12:49
Jan. 24	vs EDM	0-0	3/-1	13:51
Jan. 31	vs CHI	0-0	1/0	15:23
Feb. 2	vs DET	0-0	1/0	14:39
Feb. 4	@ COL	0-0	0/0	16:08
Feb. 7	@ NSH	0-0	4/-1	16:12
Feb. 9	@ MIN	INJ		
Feb. 11	@ CGY	INJ		
Feb. 13	vs PHX	INJ		
Feb. 15	vs COL	INJ		
Feb. 18	vs TOR	INJ		
Feb. 19	@ EDM	INJ		
Feb. 21	@ NSH	INJ		
Feb. 23	@ DET	INJ		
Feb. 24	@ NJ	INJ		
Feb. 26	@ DAL	INJ		
Feb. 28	@ PHX	INJ		
Mar. 1	vs STL	INJ		
Mar. 3	vs BUF	INJ		
Mar. 6	vs DAL	INJ		
Mar. 8	vs WPG	INJ		
Mar. 10	vs MTL	INJ		
Mar. 14	vs PHX	INJ		
Mar. 17	vs CBJ	INJ		
Mar. 19	@ MIN	INJ		
Mar. 21	@ CHI	INJ		
Mar. 22	@ DAL	INJ		
Mar. 24	@ COL	INJ		
Mar. 26	vs LA	INJ		
Mar. 28	vs COL	INJ		
Mar. 30	vs DAL	INJ		
Mar. 31	vs CGY	INJ		
Apr. 3	vs ANA	INJ		
Apr. 5	@ CGY	INJ		
Apr. 7	vs EDM	INJ		



#18

CAM  
BARKER

(KAM BAR-kuhr)

## CAREER STATS

MOST GOALS IN A GAME **1**

21 TIMES – LATEST FEB. 2/12 vs CHI

MOST ASSISTS IN A GAME **3**

FEB. 27/09 vs PIT

MOST POINTS IN A GAME **3**

TWICE – LATEST FEB. 27/09 vs PIT: 0-3-3

HAT TRICKS **0**GAME-WINNING GOALS **4**

LATEST FEB. 2/12 vs CHI

POWER PLAY GOALS **13**

LATEST OCT. 28/11 at COL

SHORTHANDED GOALS **0**OVERTIME POINTS **1-1-2**SHOOTOUT RECORD **0/2**

0 GDG

PENALTY SHOT RECORD **0/0**

## REGULAR SEASON

## PLAYOFFS

## BARKER vs NHL

SEASON	CLUB	LEA	GP	G	A	PTS	PIM	GP	G	A	PTS	PIM
2001.02	Medicine Hat	WHL	3	0	1	1	0	–	–	–	–	–
2002.03	Medicine Hat	WHL	64	10	37	47	79	11	3	4	7	17
2003.04	Medicine Hat	WHL	69	21	44	65	105	20	3	9	12	18
2004.05	Medicine Hat	WHL	52	15	33	48	99	12	3	3	6	16
2005.06	Chicago	NHL	1	0	0	0	0	–	–	–	–	–
	Medicine Hat	WHL	26	5	13	18	63	13	4	8	12	59
2006.07	Chicago	NHL	35	1	7	8	44	–	–	–	–	–
	Norfolk	AHL	34	5	10	15	53	6	1	3	4	13
2007.08	Chicago	NHL	45	6	12	18	52	–	–	–	–	–
	Rockford	AHL	29	8	11	19	67	–	–	–	–	–
2008.09	Chicago	NHL	68	6	34	40	65	17	3	6	9	2
	Rockford	AHL	7	3	2	5	6	–	–	–	–	–
2009.10	Chicago	NHL	51	4	10	14	58	–	–	–	–	–
	Minnesota	NHL	19	1	6	7	10	–	–	–	–	–
2010.11	Minnesota	NHL	52	1	4	5	34	–	–	–	–	–
2011.12	Edmonton	NHL	25	2	0	2	23	–	–	–	–	–
NHL TOTALS			296	21	73	94	286	17	3	6	9	2

TEAM	GP	G	A	PTS	PIM
Anaheim	16	1	2	3	13
Boston	5	0	2	2	4
Buffalo	3	0	0	0	0
Calgary	20	0	10	10	2
Carolina	5	0	2	2	4
Chicago	3	1	0	1	4
Colorado	17	4	2	6	13
Columbus	20	1	9	10	20
Dallas	13	1	3	4	12
Detroit	19	1	5	6	19
Edmonton	18	3	6	9	4
Florida	5	0	1	1	6
Los Angeles	14	0	2	2	5
Minnesota	12	1	0	1	10
Montreal	4	1	1	2	2
Nashville	23	1	4	5	23
New Jersey	4	1	0	1	2
NY Islanders	1	0	1	1	2
NY Rangers	5	0	1	1	17
Ottawa	5	0	0	0	0
Philadelphia	2	0	0	0	0
Phoenix	12	2	0	2	12
Pittsburgh	5	0	3	3	6
St. Louis	16	0	3	3	55
San Jose	18	1	8	9	12
Tampa Bay	3	0	1	1	2
Toronto	4	0	0	0	0
Vancouver	19	2	5	7	37
Washington	2	0	0	0	0
Winnipeg	3	0	2	2	0

Totals 296 21 73 94 286

## NHL FIRSTS

**Game:** Oct. 14/05 at COL  
**Goal:** Jan. 14/07 vs MIN  
**Assist:** Jan. 28/07 vs CGY

## STREAKS

**Assists:** 5 games Mar. 7-15/09: 5 assists  
**Points:** 9 games Mar. 7-25/09: 2-8-10

## HONOURS

WHL All-Rookie Team: 2003

## ACQUIRED

Signed by Vancouver on January 12, 2013.

## PERSONAL

Names his favourite hockey moment as representing Team Canada at the World Junior Championship in Vancouver...Enjoys playing golf...Lists Bobby Orr as his hockey idol growing up...Enjoys watching baseball and football.

## CAREER HIGHLIGHTS

**2011.12:** Registered two goals and 23 penalty minutes in 25 games with the Edmonton Oilers...Recorded the game-winning goal against former team, the Chicago Blackhawks, in first game back from injury Feb. 2...Tallied a power play goal, Oct. 28 at COL...Missed 35 games due to an ankle injury (Nov. 11/11-Feb. 2/12) and missed three games due to a shoulder injury (Oct. 30-Nov. 8). **2010.11:** Recorded season-high of five hits, Feb. 15 vs VAN...Tied team record for defencemen with +4 rating, Jan. 8 at PIT...Scored first career overtime GWG, Jan. 2 vs PHX...Logged season-high of 21:37 TOI, Nov. 26 vs NSH...Tallied an assist in back-to-back games, Oct. 8 and Oct. 14...Blocked five shots, Oct. 8 at CAR. **2009.10:** Registered career-highs in games played (70) and PIM (68)...Started season with Chicago and tallied 14 points (4-10-14) and a +7 rating in 51 games before being acquired by Minnesota for Kim Johnsson and Nick Leddy (Feb. 12)...Recorded seven points (1-6-7) and averaged 22:01 TOI in 19 games with the Wild...Registered an assist and +2 rating in season high 24:40, Mar. 14 vs STL...Had assist and career-high +3, Mar. 3 at CGY...Recorded PPG and +2 rating in 19:38 TOI in Wild debut, Feb. 14 vs VAN...Tallied two assists, Nov. 19 at CGY...Recorded a multi-point game (1-1-2), Oct. 30 vs MTL...Registered season-high four-game point streak, collecting 2-2-4, Oct. 8-14. **2008.09:** Ranked third among Chicago defencemen with 34 assists and 40 points, both career highs, while appearing in 68 contests...Ranked fourth among team blueliners with six goals, matching a career high...Registered 24 of his 34 assists on the power play, the most on the club...Led team defencemen, ranked second on the Blackhawks and sixth among NHL blueliners with 29 power play points...Recorded a career-high nine-game point streak (tied for the club's longest streak in the season), registering 2-8-10, Mar. 7-25...Tallied a career high three assists, all of which were recorded on the power play, Feb. 27 vs PIT...Tallied multiple points in a game nine times...Ranked second among team blueliners with 65 PIM...Notched the first three-point game of his career with a goal and two assists, Nov. 16 vs SJ...Started the season with the AHL's Rockford IceHogs, collecting three goals, five points and a +3 rating in seven games before being recalled for the remainder of the season Oct. 27...Led Chicago defencemen with three goals and ranked third with nine points (3-6-9) in 17 contests during his Stanley Cup Playoff debut...Registered a goal, assist and a team high six shots in his postseason debut of Game 1 of the Western Conference Quarterfinals, Apr. 16 vs CGY...Matched a postseason high with two points (1-1-2), Apr. 22 at CGY. **2007.08:** Recorded 18 points (6-12-18) and 52 PIM in 45 games with the Blackhawks...Skated a career-high 27:36 TOI, Jan. 28 vs CGY...Started the season in Rockford, recording 19 points (8-11-19) and 67 PIM in 29 games before being recalled, Dec. 20...Named to the AHL Canadian All-Star Team for the 2008 AHL All-Star Classic but did not participate due to NHL recall. **2006.07:** Posted eight points (1-7-8) and 44 PIM in 35 games with the Blackhawks...Recorded his first NHL goal, doing so on the power play, Jan. 14 vs MIN...Collected 15 points (5-10-15) and 53 PIM in 34 outings with the Norfolk Admirals (AHL)...Netted four points (1-3-4) in six playoff contests with the Admirals...Ranked tied for second in defencemen scoring in 2006 with six points (2-4-6) in six games and added 18 PIM as he helped Canada capture gold. **2005.06:** Made his NHL debut, Oct. 14 at COL...Tallied 18 points (5-13-18) in 26 games for Medicine Hat (WHL)...Collected one assist in three games at the World Junior Championships with Canada as they captured gold.

## INTERNATIONAL

Spengler Cup: 2012 (gold)  
 World Junior Championships: 2006 (gold), 2005 (gold)

## NHL MILESTONES

**100th NHL Game:** Dec. 12/08 at COL  
**200th NHL Game:** Feb. 9/09 vs DAL

## 2011.12 GAME BY GAME

Oct. 9	vs PIT	0-0	2/1	21:16
Oct. 13	@ MIN	0-0	2/0	19:52
Oct. 15	vs VAN	0-0	1/-1	20:46
Oct. 17	vs NSH	0-0	0/0	18:42
Oct. 18	@ CGY	0-0	3/0	19:20
Oct. 20	vs MIN	0-0	1/1	22:27
Oct. 22	vs NYR	0-0	0/0	21:48
Oct. 25	vs VAN	0-0	2/1	20:27
Oct. 27	vs WSH	0-0	2/0	21:22
Oct. 28	@ COL	1-0	1/1	15:53
Oct. 30	vs STL	INJ		
Nov. 3	@ LA	INJ		
Nov. 5	@ PHX	INJ		
Nov. 8	@ MTL	0-0	1/0	17:47
Nov. 10	@ BOS	0-0	6/0	20:59
Nov. 11	@ DET	INJ		
Nov. 13	@ CHI	INJ		
Nov. 17	vs OTT	INJ		
Nov. 19	vs CHI	INJ		
Nov. 21	@ DAL	INJ		
Nov. 22	@ NSH	INJ		
Nov. 25	@ MIN	INJ		
Nov. 26	@ COL	INJ		
Nov. 28	vs NSH	INJ		
Nov. 30	vs MIN	INJ		
Dec. 2	vs CBJ	INJ		
Dec. 3	vs CGY	INJ		
Dec. 7	vs CAR	INJ		
Dec. 9	vs COL	INJ		
Dec. 10	@ CGY	INJ		
Dec. 15	@ PHX	INJ		
Dec. 17	@ SJ	INJ		
Dec. 19	vs DET	INJ		
Dec. 22	vs MIN	INJ		
Dec. 26	@ VAN	INJ		
Dec. 29	@ MIN	INJ		
Dec. 31	@ NYI	INJ		
Jan. 2	@ CHI	INJ		
Jan. 3	@ BUF	INJ		
Jan. 5	@ STL	INJ		
Jan. 7	@ DAL	INJ		
Jan. 11	vs NJ	INJ		
Jan. 13	vs ANA	INJ		
Jan. 15	vs LA	INJ		
Jan. 17	@ CBJ	INJ		
Jan. 19	@ STL	INJ		
Jan. 21	vs CGY	INJ		
Jan. 23	vs SJ	INJ		
Jan. 24	@ VAN	INJ		
Jan. 31	vs COL	INJ		
Feb. 2	vs CHI	1-0 (W)	1/3	14:12
Feb. 4	vs DET	0-0	1/0	17:23
Feb. 6	@ TOR	0-0	2/-3	18:53
Feb. 8	@ DET	0-0	1/-3	17:40
Feb. 11	@ OTT	DND		
Feb. 15	vs TOR	0-0	2/0	18:33
Feb. 17	vs COL	0-0	1/0	16:30
Feb. 19	vs VAN	0-0	0/-2	17:32
Feb. 21	@ CGY	DND		
Feb. 23	vs PHI	DND		
Feb. 25	vs PHX	DND		
Feb. 27	@ WPG	0-0	0/2	13:05
Feb. 29	vs STL	0-0	2/-1	11:33
Mar. 2	@ DAL	DND		
Mar. 5	@ ANA	DND		
Mar. 6	@ SJ	DND		
Mar. 8	vs MTL	DND		
Mar. 10	@ COL	DND		
Mar. 12	vs SJ	DND		
Mar. 14	vs CBJ	DND		
Mar. 16	vs CGY	DND		
Mar. 18	vs PHX	DND		
Mar. 20	@ NSH	DND		
Mar. 22	@ TB	DND		
Mar. 23	@ FLA	DND		
Mar. 25	@ CBJ	DND		
Mar. 28	vs DAL	DND		
Mar. 30	vs LA	DND		
Apr. 1	@ ANA	0-0	0/0	12:32
Apr. 2	@ LA	0-0	2/0	21:48
Apr. 5	vs ANA	0-0	2/1	17:48
Apr. 7	@ VAN	0-0	0/0	20:53

#3

## KEVIN BIEKSA

(KEH-vihn BEE-ecks-ah)

## CAREER STATS

MOST GOALS IN A GAME **2**

APR. 10/10 vs CGY

MOST ASSISTS IN A GAME **3**

THREE TIMES – LATEST NOV. 2/10 at EDM

MOST POINTS IN A GAME **3**

SIX TIMES – LATEST NOV. 2/10 at EDM 0-3-3

HAT TRICKS **0**GAME-WINNING GOALS **9**

LATEST MAR. 22/12 at DAL

POWER PLAY GOALS **16**

LATEST DEC. 4/11 vs CGY

SHORTHANDED GOALS **0**OVERTIME POINTS **0-5-5**SHOOTOUT RECORD **0/3**

0 GDG

PENALTY SHOT RECORD **0/0**

## REGULAR SEASON

## PLAYOFFS

## BIEKSA vs NHL

SEASON	CLUB	LEA	GP	G	A	PTS	PIM	GP	G	A	PTS	PIM
2000.01	Bowling Green	NCAA	35	4	9	13	90	–	–	–	–	–
2001.02	Bowling Green	NCAA	40	5	10	15	68	–	–	–	–	–
2002.03	Bowling Green	NCAA	34	8	17	25	92	–	–	–	–	–
2003.04	Bowling Green	NCAA	38	7	15	22	66	–	–	–	–	–
	Manitoba	AHL	4	0	2	2	2	–	–	–	–	–
2004.05	Manitoba	AHL	80	12	27	39	192	14	1	1	2	52
2005.06	Vancouver	NHL	39	0	6	6	77	–	–	–	–	–
	Manitoba	AHL	23	3	17	20	73	13	0	10	10	38
2006.07	Vancouver	NHL	81	12	30	42	134	9	0	0	0	20
2007.08	Vancouver	NHL	34	2	10	12	90	–	–	–	–	–
	Manitoba	AHL	1	0	1	1	2	–	–	–	–	–
2008.09	Vancouver	NHL	72	11	32	43	97	10	0	5	5	14
2009.10	Vancouver	NHL	55	3	19	22	85	12	3	5	8	14
2010.11	Vancouver	NHL	66	6	16	22	73	25	5	5	10	51
2011.12	Vancouver	NHL	78	8	36	44	94	5	1	0	1	6
VANCOUVER/NHL TOTALS			425	42	149	191	650	61	9	15	24	105

TEAM	GP	G	A	PTS	PIM
Anaheim	20	3	8	11	62
Boston	3	0	2	2	2
Buffalo	4	0	2	2	6
Calgary	38	7	13	20	49
Carolina	6	2	0	2	7
Chicago	21	0	1	1	64
Colorado	33	3	10	13	36
Columbus	21	5	8	13	32
Dallas	20	3	6	9	30
Detroit	21	1	10	11	26
Edmonton	40	2	20	22	23
Florida	4	0	2	2	0
Los Angeles	23	2	5	7	16
Minnesota	32	2	12	14	43
Montreal	8	0	3	3	8
Nashville	22	1	8	9	58
New Jersey	5	0	1	1	2
NY Islanders	4	1	1	2	11
NY Rangers	3	0	0	0	29
Ottawa	8	1	0	1	13
Philadelphia	5	0	2	2	24
Phoenix	18	3	10	13	22
Pittsburgh	3	0	0	0	11
St. Louis	21	1	5	6	49
San Jose	20	3	10	13	12
Tampa Bay	4	1	1	2	0
Toronto	8	1	3	4	4
Washington	5	0	3	3	11
Winnipeg	5	0	3	3	0

Totals 425 42 149 191 650

## NHL FIRSTS

**Game:** Dec. 19/05 vs LA  
**Goal:** Oct. 13/06 vs SJ  
**Assist:** Jan. 5/06 at CHI

## STREAKS

**Assists:** 5 games Dec. 21-29/11: 6 assists  
**Points:** 7 games Dec. 21/11-Jan. 2/12 (1-7-8): 8 points

## HONOURS

Babe Pratt Trophy: 2007  
 Fred J. Hume (Canucks Unsung Hero): 2007  
 AHL All-Rookie Team: 2005  
 AHL-CCHA Honorable Mention: 2004

## ACQUIRED

Vancouver's fifth choice, 151st overall in the 2001 NHL Entry Draft.

## PERSONAL

Graduated from Bowling Green University with a bachelor's degree in finance...First donned skates at 18 months on a frozen area of Lake Ontario...Favourite hockey memory is his first NHL Game...Kevin grew up a fan of Steve Yzerman and Cam Neely...Hobbies include poker and golf.

## CAREER HIGHLIGHTS

**2011.12:** Recorded 44 points (8-36-44) in 78 games in the 2011.12 season...Ranked tied for 13th among NHL defencemen for most points (8-36-44)...Set a career high for most points (44) and assists in a season (36)...Ranked second on the team with 159 hits and 106 blocked shots...Finished season ranked 10th among Canucks defencemen for career points (190), 10th for games played (425) and fifth for game-winning goals (9)...Collected five assists in four straight games, Mar. 1-8...Notched one game-winning goal and three points (2-1-3) over the course of three consecutive games, Feb. 15-19...Logged a season high 28:40 TOI, Feb. 11 at CGY...Appeared in his 400th career game, Feb. 7 at NSH...Recorded four points (1-3-4) in four straight games, Feb. 2-9...Established a career high seven-game scoring streak, recording eight points (1-7-8) over that span, Dec. 21-Jan. 2...Registered seven points (1-6-7) in six straight games, Nov. 25-Dec. 6...Collected one goal, a game-winner, in five playoff games. **2010.11:** Registered 22 points (6-16-22) in 66 games played in 2010.11...Led the Canucks and ranked second in the League with a plus/minus rating of +32...Second among all Canucks defencemen in average ice time per game (22:28)...Tallied two game-winning goals this season (Dec. 26 and Jan. 5)...Missed 16 games due to a foot injury, Feb. 17 to Mar. 18...Blocked 93 shots, ranking third on the team...Ranked fourth among Canucks defencemen in points (22)...Collected five points (2-3-5) in four consecutive games, Dec. 26-Jan. 2...Recorded four multi-point games from Feb. 17-Mar. 18...Collected his 100th career assist and tied a career high for most assists in a game with 3, Nov. 2 at EDM...Named an Alternate Captain prior to the 2010.11 season...Led all NHL players this postseason with 88 hits...Recorded 10 points (5-5-10) in 25 playoff games...Led the team in ice time per game during the postseason (25:40). **2009.10:** Finished first among all Canucks defencemen in playoff scoring...Registered eight points (3-5-8) in 12 postseason games...Averaged 21:49 ice time per game in the regular season...Recorded four multi-point games...Missed 27 games due to a leg injury, Dec. 31-Mar. 10...Registered three assists (0-3-3), tying a career high for most assists and points in a game, Oct. 27 vs DET...Tallied three points (0-3-3) in two consecutive games, Dec. 10-12...Recorded three assists in two games, Nov. 12-14...Registered assists (0-2-2) in two straight games, Oct. 5-7...Recorded his first point of the season with a goal, Oct. 1 at CGY. **2008.09:** Recorded five points (0-5-5) in 10 playoff games...Collected 43 points (11-32-43) in 72 games played, logging an average of 23:29 TOI/G...Set career highs for most assists (32) and points (43) in a single season...Led Canucks defencemen in goals (11), assists (32), points (43) and avg TOI (23:29)...Recorded two points in two games, Mar. 31-Apr. 2...Recorded three points (1-2-3) in three consecutive games, Jan. 28-Feb. 3...Tallied five points (2-3-5) in five consecutive games, Dec. 1-9...Went on a three-game point streak, registering four points (1-3-4) that included a game-winning goal, Nov. 4-8. **2007.08:** Scored his first goal since returning from injury, Mar. 6 vs NSH...Missed 47 games due to a leg injury...Scored the game-winner, Oct. 21 vs CBJ. **2006.07:** Made NHL playoff debut, appearing in nine postseason games...Logged 54:27 of ice time to lead all Canucks players and finished a +1, Apr. 11 vs Dallas...Set career highs in goals (12), assists (30), points (42), games played (81) and most points in a game (3 - Oct. 13 vs SJ)...Finished tied for 24th in scoring among NHL defencemen with 42 points...Led Canucks defencemen in points (42) and assists (30) and was second among Canucks skaters in average ice time per game (24:16)...Scored his second goal in as many games, had one assist and was named third star, Feb. 22 at LA...Recorded his first NHL goal, two assists and named second star, Oct. 13 vs SJ. **2005.06:** Tallied eight assists in the North Division Finals...Netted his first AHL goal of the season along with one assist, Apr. 9 at Hamilton...Earned his first multi-point NHL game with two assists, Feb. 6 vs CBJ. **2004.05:** Collected an assist Apr. 29 vs St. John's in series-clinching win...Scored a goal in first career pro playoff game, Apr. 20 at St. John's...Played in all 14 Moose playoff games...Registered the first two-goal game of his career, Jan. 1 vs Chicago...Scored first career professional goal and added an assist, Nov. 11 at Cleveland. **2003.04:** Played his first four games as a pro with Manitoba at the end of the season, registering two assists and two PIM.

## NHL MILESTONES

**100th NHL Game:** Feb. 22/07 at LA

**400th NHL Game:** Feb. 7/12 at NSH

**100th NHL Point:** Mar. 24/09 at DAL

**100th NHL Assist:** Nov. 2/10 at EDM

## 2011.12 GAME BY GAME

Oct. 6	vs PIT	0-0	2/-1	26:27
Oct. 10	@ CBJ	0-0	2/0	23:16
Oct. 12	@ PHI	0-1	5/-1	22:46
Oct. 13	@ DET	0-0	2/-1	22:37
Oct. 15	@ EDM	0-0	0/0	22:05
Oct. 18	vs NYR	0-0	5/-1	19:54
Oct. 20	vs NSH	0-0	3/-1	24:19
Oct. 22	vs MIN	0-0	1/0	21:29
Oct. 25	@ EDM	0-0	1/-2	24:43
Oct. 26	vs STL	0-0	2/-2	21:19
Oct. 29	vs WSH	0-2	3/-2	22:25
Nov. 1	@ CGY	0-0	1/2	23:16
Nov. 3	@ MIN	0-0	1/-2	21:45
Nov. 4	@ STL	0-0	1/-1	22:40
Nov. 6	@ CHI	0-0	2/0	21:03
Nov. 10	@ LA	0-0	1/-1	16:13
Nov. 11	@ ANA	1-1	3/0	24:44
Nov. 13	vs NYI	0-1	3/1	21:17
Nov. 16	vs CHI	0-0	0/1	25:02
Nov. 20	vs OTT	0-0	6/0	21:54
Nov. 23	@ COL	0-0	3/3	24:17
Nov. 25	@ PHX	0-1	2/1	22:35
Nov. 26	@ SJ	0-1	2/-2	23:01
Nov. 29	vs CBJ	0-1	4/1	24:20
Dec. 1	vs NSH	0-2	1/0	21:55
Dec. 4	vs CGY	1-0	3/2	22:43
Dec. 6	vs COL	0-1	2/3	22:15
Dec. 8	@ MTL	0-0	3/-1	27:33
Dec. 10	@ OTT	0-0	1/1	20:18
Dec. 13	@ CBJ	0-0	3/1	25:47
Dec. 15	@ CAR	1-0	2/0	26:47
Dec. 17	@ TOR	0-1	2/3	25:01
Dec. 19	vs MIN	0-0	2/0	22:56
Dec. 21	vs DET	0-1	1/0	25:39
Dec. 23	vs CGY	0-1	4/0	21:26
Dec. 26	vs EDM	0-1	3/3	23:49
Dec. 28	@ SJ	0-2	2/0	25:37
Dec. 29	@ ANA	0-1	0/0	22:40
Dec. 31	@ LA	1-0	1/-1	25:39
Jan. 2	vs SJ	0-1	1/0	26:48
Jan. 4	vs MIN	0-0	1/1	22:49
Jan. 7	@ BOS	0-2	2/-1	28:05
Jan. 9	@ FLA	0-0	4/0	21:49
Jan. 10	@ TB	0-0	1/-1	26:39
Jan. 12	@ STL	0-0	4/0	24:02
Jan. 15	vs ANA	0-1	2/-1	22:49
Jan. 17	vs LA	0-0	1/0	27:04
Jan. 21	vs SJ	0-0	2/-1	25:19
Jan. 24	vs EDM	0-0	1/2	26:32
Jan. 31	vs CHI	1-0	1/0	25:25
Feb. 2	vs DET	0-1	2/-1	23:44
Feb. 4	@ COL	1-0	3/0	25:07
Feb. 7	@ NSH	0-1	2/-1	26:38
Feb. 9	@ MIN	0-1	1/3	21:00
Feb. 11	@ CGY	0-0	2/0	28:40
Feb. 13	vs PHX	0-0	3/0	25:22
Feb. 15	vs COL	0-1	0/2	22:15
Feb. 18	vs TOR	1-0	3/1	21:30
Feb. 19	@ EDM	1-0 (W)	2/3	21:25
Feb. 21	@ NSH	0-0	4/0	24:14
Feb. 23	@ DET	0-0	3/-1	24:45
Feb. 24	@ NJ	0-0	0/0	23:57
Feb. 26	@ DAL	0-0	3/0	22:36
Feb. 28	@ PHX	0-0	3/0	24:28
Mar. 1	vs STL	0-2	1/2	24:23
Mar. 3	vs BUF	0-1	3/1	23:26
Mar. 6	vs DAL	0-1	3/1	24:16
Mar. 8	vs WPG	0-1	0/1	26:37
Mar. 10	vs MTL	0-0	0/-1	21:41
Mar. 14	vs PHX	0-1	4/-3	22:41
Mar. 17	vs CBJ	0-0	3/-2	21:31
Mar. 19	@ MIN	0-0	1/0	19:02
Mar. 21	@ CHI	0-0	3/-1	24:12
Mar. 22	@ DAL	1-0 (W)	4/1	24:37
Mar. 24	@ COL	0-2	1/1	26:44
Mar. 26	vs LA	0-0	2/0	22:39
Mar. 28	vs COL	INJ		
Mar. 30	vs DAL	INJ		
Mar. 31	vs CGY	INJ		
Apr. 3	vs ANA	INJ		
Apr. 5	@ CGY	0-1	2/0	24:23
Apr. 7	vs EDM	0-1	3/0	21:29



#7

DAVID  
BOOTH

(DAY-vihd BOOTH)

## CAREER STATS

MOST GOALS IN A GAME 3

TWICE – LATEST MAR. 7/09 vs STL

MOST ASSISTS IN A GAME 3

TWICE – LATEST MAR. 3/10 vs PHI

MOST POINTS IN A GAME 5

APR. 11/09 vs WSH: 2-3-5

HAT TRICKS 2

LATEST MAR. 7/09 vs STL

GAME-WINNING GOALS 17

LATEST NOV. 29/11 vs CBJ

POWER PLAY GOALS 23

LATEST APR. 7/12 vs EDM

SHORTHANDED GOALS 0

OVERTIME POINTS 1-1-2

SHOOTOUT RECORD 3/12

0 GDG

PENALTY SHOT RECORD 2/5

LATEST APR. 3/12 vs ANA, no goal (Hiller)



## REGULAR SEASON

## PLAYOFFS

## BOOTH vs NHL

SEASON	CLUB	LEA	GP	G	A	PTS	PIM	GP	G	A	PTS	PIM
2000.01	Compuware	NAHL	42	17	13	30	44	-	-	-	-	-
2001.02	USNTDP U-18	NAHL	6	1	3	4	18	-	-	-	-	-
2001.02	U.S. Jr. National	USHL	12	4	3	7	6	-	-	-	-	-
2002.03	Michigan State	NCAA	39	17	19	36	53	-	-	-	-	-
2003.04	Michigan State	NCAA	30	8	10	18	30	-	-	-	-	-
2004.05	Michigan State	NCAA	29	7	9	16	30	-	-	-	-	-
2005.06	Michigan State	NCAA	36	13	22	35	50	-	-	-	-	-
2006.07	Florida	NHL	48	3	7	10	12	-	-	-	-	-
	Rochester	AHL	25	7	7	14	26	6	0	2	2	4
2007.08	Florida	NHL	73	22	18	40	26	-	-	-	-	-
2008.09	Florida	NHL	72	31	29	60	38	-	-	-	-	-
2009.10	Florida	NHL	28	8	8	16	23	-	-	-	-	-
2010.11	Florida	NHL	82	23	17	40	26	-	-	-	-	-
2011.12	Vancouver	NHL	56	16	13	29	32	5	0	1	1	0
	Florida	NHL	6	0	1	1	2	-	-	-	-	-
VANCOUVER TOTALS			56	16	13	29	32	5	0	1	1	0
NHL TOTALS			365	103	93	196	159	5	0	1	1	0

TEAM	GP	G	A	PTS	PIM
Anaheim	7	3	2	5	0
Boston	15	4	1	5	8
Buffalo	17	4	4	8	2
Calgary	9	3	5	8	4
Carolina	26	6	9	15	10
Chicago	9	3	2	5	2
Colorado	11	3	2	5	9
Columbus	6	4	1	5	0
Dallas	8	0	0	0	0
Detroit	4	0	2	2	2
Edmonton	7	2	1	3	0
Los Angeles	6	2	0	2	4
Minnesota	8	0	3	3	4
Montreal	14	3	5	8	2
Nashville	8	1	1	2	2
New Jersey	16	3	5	8	2
NY Islanders	15	4	9	13	10
NY Rangers	12	4	0	4	4
Ottawa	15	3	4	7	6
Philadelphia	17	6	5	11	15
Phoenix	8	4	1	5	2
Pittsburgh	17	3	4	7	20
St. Louis	6	3	1	4	9
San Jose	5	1	1	2	0
Tampa Bay	30	14	7	21	14
Toronto	12	4	5	9	4
Vancouver	4	0	0	0	2
Washington	28	7	8	15	14
Winnipeg	25	9	5	14	8

Totals 365 103 93 196 159



## NHL FIRSTS

**First Game:** Nov. 20/06 at BOS  
**First Goal:** Jan. 4/07 at CGY  
**First Assist:** Dec. 12/06 vs ANA

## STREAKS

**Goals:** 4 games Nov. 21-28/08: 4 goals  
**Assists:** 6 games Dec. 31/08-Jan. 10/09: 6-7-13  
**Points:** 8 games Dec. 27/08-Jan. 10/09: 13 points (6-7-13)

## HONOURS

Vancouver Canucks Most Exciting Player: 2012   USA Hockey Bob Johnson Award: 2002  
 Florida Panthers MVP: 2009   NAHL Rookie of the Year: 2001  
 Michigan State Spartans Rookie of the Year: 2003   NAHL All-Rookie Team: 2001  
 CCHA All-Rookie Team: 2003

## ACQUIRED

Acquired from Florida, alongside Steve Reinprecht and a third round draft pick in 2013, in exchange for Mikael Samuelsson and Marco Sturm, Oct. 22, 2011.

## PERSONAL

Lists winning gold medals at both the U-18 and World Juniors as his favourite hockey memories...Names Steve Yzerman as his hockey idol...Enjoys golfing...Majored in Business, specializing in General Management, while attending Michigan State University...Spent the 2012 off-season in Michigan, New York, Florida, Utah, Montana and Colorado.

## CAREER HIGHLIGHTS

**2011.12:** Appeared in 62 games, collecting 30 points (16-14-30)...Split the season between Vancouver (16-13-29 in 56 GP) and Florida (0-1-1 in six GP)...Won the Canucks 2011.12 "Most Exciting Player" Award...Ranked tied for fifth on the Canucks for most goals (16)...Averaged 14.55 TOI per game...Collected eight points (3-5-8) on the power play, averaging 146 power play TOI per game...Registered a goal and 11 shots in the final game of the season, Apr. 7 vs EDM...Established a three-game scoring streak (2-1-3), Mar. 10-17...Collected his 100th career goal, Mar. 3 vs BUF...Went on a four-game point streak (3-1-4), Feb. 9-15...Established a three-game scoring streak, recording four points (3-1-4), Jan. 17-24...Missed 18 games due to injury, Dec. 8-Jan. 12...Notched his first goal as a Canuck, Nov. 6 at CHI...Collected one assist in 25 playoff games. **2010.11:** Completed his fifth NHL season, fifth with Florida...First on team in goals (23)...Tied for third on the team in points (40)...Second on the team in hits (127)...Nominated for the Masterton Trophy after being limited to 28 games with two separate concussions in 2009.10...Played in all 82 games...Tallied a game-high seven hits, Mar. 27 at PIT...Recorded goals in three consecutive games Mar. 5-8...Tallied a goal and an assist with six hits, Mar. 8 vs CHI...Notched the GWG, Jan. 13 vs NSH...Tallied a pair of assists, Jan. 8 at WSH...Notched a goal and a team-high five hits, Dec. 17 vs BUF...Recorded a goal and an assist, Dec. 7 vs COL...Recorded a goal on four shots, Dec. 2 at LAK...Tied franchise record for most shots in a game with 14 (Pavel Bure - 2/10/01 at ATL), Nov. 18 at BOS...Registered a goal and an assist Nov. 5 vs CAR...Notched GWG and second penalty shot goal of career, Oct. 30 at MTL...Recorded his first goal of the season and three points (2-1-3) Oct. 16 vs TBL...Tallied an assist in first game of season Oct. 10 at EDM. **2009.10:** Completed his fourth NHL season, fourth with Florida...Totalled 16 points (8-8-16) in 28 games...Suffered second concussion of season, Mar. 25 at MTL and missed final eight games of season...Scored two goals in win, Mar. 23 at TOR...Netted a season-high four points (1-3-4), Mar. 3 vs PHI...Played in his 200th career NHL game, Oct. 21 vs BUF. **2008.09:** Completed his third NHL season, third with Florida...Was one of only four Panthers to record two hat tricks in a season (Bure, Jokinen, Sheppard)...Became sixth player in franchise history to record 30 goals in a season...Set NHL career highs in goals, assists and points (31-29-60)...Recorded a career-high 246 SOG to lead team...Logged NHL career high 38 penalty minutes...Recorded NHL career high and led the club with 11 PPG...Tied for first on team in GWG (5, Horton)...Named Panthers RRA Most Valuable Player...Recorded career-high five points (2-3-5), Apr. 11 vs WSH...Added two assists Mar. 31 vs OTT...Tallied two assists, Mar. 19 vs TOR...Notched a goal and two assists, Mar. 14 vs TB...Recorded four points (3-1-4) with his second NHL career hat trick, Mar. 7 vs STL...Notched two assists, Feb. 17 vs NJ...Netted the GWG, Jan. 27 vs PHI...Notched a goal and an assist, Jan. 19 vs BUF...Had a career high eight game point scoring streak (6-7-13) snapped, Jan. 16 vs PHI...Scored a goal and added an assist, Nov. 26 vs NJ...Recorded his first NHL career hat trick including GWG, Nov. 9 at ANA...Scored two goals including the overtime GWG, Oct. 11 vs ATL...Recorded his first goal and multi-point game of the season (1-1-2), Oct. 10 at CAR. **2007.08:** Completed his second NHL season, second with Florida...Recorded his first 20-goal NHL season with 22 goals, which was third best on the team...Finished fourth on the team in points (40)...Was fourth on the team with a +13 rating...Had a four-game point streak from Jan. 12-18 (3-1-4) and Mar. 20-27 (1-3-4)...Had six GWGs to lead the team...21 of 22 goals came at even-strength...Scored his first NHL PPG, Feb. 7 at OTT...Netted first goal of season, Oct. 18 at TOR. **2006.07:** Completed his first NHL season, first with Florida...Scored his first NHL GWG Apr. 6 vs TB...Recorded the first multi-point game of his NHL career with two assists, Mar. 17 vs NYL...Scored his first career NHL goal, Jan. 4 at CGY...Posted an assist after being recalled from Rochester (AHL), Dec. 27 vs PHI...Scored his first NHL point, an assist, Dec. 12 vs ANA...Made his NHL debut, Nov. 20 at BOS.

## INTERNATIONAL

World Championship: 2008   U18 World Championships: 2002 (gold)  
 World Junior Championships: 2004 (gold)

## NHL MILESTONES

**100th NHL Game:** Feb. 16/08 at CAR  
**300th NHL Game:** Apr. 2/11 vs PIT

**100th NHL Point:** Mar. 23/09 vs CAR  
**100th NHL Goal:** Apr. 3/12 vs BUF

## 2011.12 GAME BY GAME

Oct. 8	@ NYI	0-0	4/0	16:05
Oct. 11	@ PIT	0-0	2/-2	16:12
Oct. 15	vs TB	0-1	2/-1	16:52
Oct. 17	@ TB	0-0	2/0	13:39
Oct. 18	@ WSH	0-0	3/-1	15:38
Oct. 20	vs BUF	0-0	1/-2	14:35
Oct. 22	vs NYI	DND		
Oct. 25	@ EDM	0-0	3/0	15:49
Oct. 26	vs STL	0-0	4/-2	16:24
Oct. 29	vs WSH	0-1	6/-1	14:47
Nov. 1	@ CGY	0-1	1/1	13:47
Nov. 3	@ MIN	0-0	4/0	14:49
Nov. 4	@ STL	0-0	2/-1	15:19
Nov. 6	@ CHI	1-1	4/-2	17:10
Nov. 10	@ LA	0-0	1/0	14:36
Nov. 11	@ ANA	0-1	1/-2	11:22
Nov. 13	vs NYI	1-1	2/2	16:36
Nov. 16	vs CHI	0-0	1/-1	14:22
Nov. 20	vs OTT	0-0	0/0	10:34
Nov. 23	@ COL	0-0	2/1	14:13
Nov. 25	@ PHX	1-0	4/1	14:48
Nov. 26	@ SJ	0-0	2/0	17:44
Nov. 29	vs CBJ	1-0 (W)	6/1	14:45
Dec. 1	vs NSH	0-0	4/0	15:52
Dec. 4	vs CGY	1-2	5/2	17:33
Dec. 6	vs COL	0-0	1/0	4:05
Dec. 8	@ MTL	INJ		
Dec. 10	@ OTT	INJ		
Dec. 13	@ CBJ	INJ		
Dec. 15	@ CAR	INJ		
Dec. 17	@ TOR	INJ		
Dec. 19	vs MIN	INJ		
Dec. 21	vs DET	INJ		
Dec. 23	vs CGY	INJ		
Dec. 26	vs EDM	INJ		
Dec. 28	@ SJ	INJ		
Dec. 29	@ ANA	INJ		
Dec. 31	@ LA	INJ		
Jan. 2	vs SJ	INJ		
Jan. 4	vs MIN	INJ		
Jan. 7	@ BOS	INJ		
Jan. 9	@ FLA	INJ		
Jan. 10	@ TB	INJ		
Jan. 12	@ STL	INJ		
Jan. 15	vs ANA	0-0	1/-1	15:50
Jan. 17	vs LA	1-0	2/0	16:34
Jan. 21	vs SJ	1-1	2/1	16:07
Jan. 24	vs EDM	1-0	2/1	17:36
Jan. 31	vs CHI	0-0	4/-2	17:01
Feb. 2	vs DET	0-1	1/1	17:13
Feb. 4	@ COL	0-1	1/1	17:34
Feb. 7	@ NSH	0-0	2/0	18:59
Feb. 9	@ MIN	0-1	0/1	17:01
Feb. 11	@ CGY	1-0	2/0	15:09
Feb. 13	vs PHX	1-0	4/1	16:49
Feb. 15	vs COL	1-0	3/1	15:05
Feb. 18	vs TOR	0-0	2/1	13:09
Feb. 19	@ EDM	0-0	0/-1	15:10
Feb. 21	@ NSH	0-0	6/0	15:39
Feb. 23	@ DET	0-0	3/1	17:01
Feb. 24	@ NJ	0-1	2/0	10:44
Feb. 26	@ DAL	0-0	0/-1	12:58
Feb. 28	@ PHX	0-0	3/0	12:35
Mar. 1	vs STL	0-0	1/0	15:00
Mar. 3	vs BUF	2-0	4/2	16:23
Mar. 6	vs DAL	0-0	1/-1	15:09
Mar. 8	vs WPG	0-0	3/0	13:17
Mar. 10	vs MTL	0-1	5/-1	15:15
Mar. 14	vs PHX	1-0	6/1	17:43
Mar. 17	vs CBJ	1-0	2/1	14:16
Mar. 19	@ MIN	0-0	1/0	15:38
Mar. 21	@ CHI	0-0	0/0	14:19
Mar. 22	@ DAL	0-0	4/0	13:22
Mar. 24	@ COL	0-0	1/0	13:59
Mar. 26	vs LA	0-0	2/0	15:27
Mar. 28	vs COL	0-0	3/0	10:59
Mar. 30	vs DAL	0-0	3/-1	16:31
Mar. 31	vs CGY	0-0	0/-1	11:09
Apr. 3	vs ANA	0-0	3/-2	9:58
Apr. 5	@ CGY	0-0	2/0	14:48
Apr. 7	vs EDM	1-0	11/0	16:38

#14

ALEX  
BURROWS

(al-ehx BUHR-ohz)

## CAREER STATS

MOST GOALS IN A GAME **3**

THREE TIMES – LATEST JAN. 7/10 vs PHX

MOST ASSISTS IN A GAME **3**

JAN. 23/10 vs CHI

MOST POINTS IN A GAME **4**

JAN. 30/10 at TOR: 2-2-4

HAT TRICKS **3**

LATEST JAN. 7/10 vs PHX

GAME-WINNING GOALS **22**

LATEST MAR. 1/12 vs STL

POWER PLAY GOALS **9**

LATEST JAN. 7/12 at BOS

SHORTHANDED GOALS **16**

LATEST APR. 5/12 at CGY

OVERTIME POINTS **1-3-4**SHOOTOUT RECORD **10/20**

2 GDG

PENALTY SHOT RECORD **0/3**

LATEST MAR. 8/11 at PHX, no goal (Bryzgalov)



## REGULAR SEASON

## PLAYOFFS

## BURROWS vs NHL

SEASON	CLUB	LEA	GP	G	A	PTS	PIM	GP	G	A	PTS	PIM
2000.01	Shawinigan	QMJHL	63	16	14	30	105	10	2	1	3	8
2001.02	Shawinigan	QMJHL	64	35	35	70	184	10	9	10	19	20
2002.03	Greenville	ECHL	53	9	17	26	201	–	–	–	–	–
	Baton Rouge	ECHL	13	4	2	6	64	–	–	–	–	–
2003.04	Columbia	ECHL	64	29	44	73	194	4	2	0	2	28
	Manitoba	AHL	2	0	0	0	0	–	–	–	–	–
2004.05	Columbia	ECHL	4	5	1	6	4	–	–	–	–	–
	Manitoba	AHL	72	9	17	26	107	14	0	3	3	37
2005.06	Vancouver	NHL	43	7	5	12	61	–	–	–	–	–
	Manitoba	AHL	33	12	18	30	57	13	6	7	13	27
2006.07	Vancouver	NHL	81	3	6	9	93	11	1	0	1	14
2007.08	Vancouver	NHL	82	12	19	31	179	–	–	–	–	–
2008.09	Vancouver	NHL	82	28	23	51	150	10	3	1	4	20
2009.10	Vancouver	NHL	82	35	32	67	121	12	3	3	6	22
2010.11	Vancouver	NHL	72	26	22	48	77	25	9	8	17	34
2011.12	Vancouver	NHL	80	28	24	52	90	5	1	0	1	7
VANCOUVER/NHL TOTALS			522	139	131	270	771	63	17	12	29	97

TEAM	GP	G	A	PTS	PIM
Anaheim	26	8	5	13	57
Boston	5	1	0	1	14
Buffalo	6	1	3	4	14
Calgary	43	12	12	24	70
Carolina	5	3	1	4	6
Chicago	24	3	9	12	46
Colorado	41	7	13	20	39
Columbus	27	9	9	18	18
Dallas	27	6	3	9	66
Detroit	26	5	3	8	24
Edmonton	44	13	14	27	71
Florida	5	1	0	1	4
Los Angeles	23	7	6	13	28
Minnesota	41	8	8	16	82
Montreal	10	2	2	4	29
Nashville	27	10	3	13	53
New Jersey	5	2	2	4	4
NY Islanders	6	2	1	3	2
NY Rangers	5	2	2	4	10
Ottawa	9	4	3	7	6
Philadelphia	5	1	4	5	6
Phoenix	25	9	5	14	36
Pittsburgh	6	1	1	2	18
St. Louis	27	8	5	13	23
San Jose	26	4	4	8	30
Tampa Bay	6	0	3	3	11
Toronto	10	8	7	15	2
Washington	6	0	1	1	2
Winnipeg	6	2	2	4	0

Totals 522 139 131 270 771

## NHL FIRSTS

**First Game:** Jan. 2/06 at STL  
**First Goal:** Jan. 10/06 vs TOR  
**First Assist:** Jan. 10/06 vs TOR

## STREAKS

**Goals:** 5 games Jan. 11-21/10: 6 goals  
**Assists:** 3 games Five times (latest Jan. 3-7/11: 4 assists)  
**Points:** 12 games Dec. 3/09 - Jan. 25/10: 13-6-19

## HONOURS

Vancouver Canucks Most Exciting Player: 2010, 2009, 2008  
 Fred J. Hume Award (Canucks Unsung Hero): 2008  
 Manitoba Moose's Hardest Working Player: 2005  
 Selected to the ECHL All-Star Game: 2004

## ACQUIRED

Signed as a free agent by Vancouver on November 8, 2005.

## PERSONAL

Alex plays golf and tennis in the off-season...Prior to playing in the NHL, Alex spent his summers competing in national and International ball hockey tournaments; he was named as the International Ball Hockey Player of the Year in 2005 and was inducted into the Canadian Ball Hockey Hall of Fame in 2010.

## CAREER HIGHLIGHTS

**2011.12:** Collected 52 points (28-24-52) and 90 penalty minutes in 80 games in his seventh NHL season...Set a career season high for most game-winning goals (7) and ranked tied for 11th in the League in this category...Ranks 10th in franchise history for most game-winning goals (22) and second for most short-handed (16)...Moved into second place in franchise history for most shorthanded goals, Apr. 5 at CGY...Established a five-game scoring streak (4-2-6), Mar. 30-Apr. 7...Moved into 10th place in franchise history for most game-winning goals with his 21st tally, Feb. 18 vs TOR...Collected his 15th career shorthanded goal, tying him for second most in franchise history, Dec. 26 vs EDM...Registered one goal in five playoff games. **2010.11:** Collected 48 points (26-22-48) and 77 penalty minutes in 72 games in his sixth NHL season...Missed the first 10 games of the regular season due to injury...Recorded a 10-game scoring streak from Jan. 22-Feb. 14, tied for the eighth longest in the League this season, collecting 12 points (8-4-12)...Among Canucks to register at least 50 shots, led in shooting percentage during the regular season (17.1%) and playoffs (14.5%)...Notched the first goal of a game on nine occasions, ranking tied for third in the League...Set the Canucks longest goal-scoring streak of the season at four games, Jan. 24-Feb. 2...Ranked second among all Canucks in playoff goals (9)...Became the second player in club history and 14th in NHL history to net two or more series-winning overtime goals, Apr. 26 vs CHI and Apr. 21 at STL...Recorded a career high 17 playoff points (9-8-17) in 25 postseason games. **2009.10:** Registered a career high six points (3-3-6) in 12 playoff games...Played in his third consecutive 82-game season, recording 67 points (35-32-67) and 121 penalty minutes...Led the League in shorthanded points (5-2-7)...Set career highs in goals (35), assists (32) and points (67)...Ranked T-10th in NHL goals (35) and ninth in plus/minus (+34)...Set a career high in goals with his 29th of the season, Mar. 5 at CHI...Set a career high in points with his 52nd and 53rd points of the season (1-1-2), Mar. 2 at CBJ...Recorded 19 points (13-6-19) in 12 consecutive games; the sixth longest scoring streak of the NHL season, Dec. 31-Jan. 25...Set a club record for most goals in January (15)...Named NHL First Star of the Week (Jan. 4-10), recording six goals, one assist (6-1-7) and two consecutive hat tricks in a three-game span...Recorded back-to-back hat tricks becoming the third player to do so in franchise history, Jan. 5 & 7. **2008.09:** Recorded the game-winning goal in Game 4 versus St. Louis advancing the team into the second round of the playoffs, Apr. 21 at STL...Played in all 82 games, recording 51 points (28-23-51) and 159 penalty minutes...Set career highs in goals (28), assists (23) and points (51) in a season...Led the Canucks and ranked tied for fourth in the League for most shorthanded goals (4)...Notched five points (3-2-5) in three straight games, Mar. 31-Apr. 4...Scored one goal/game in four consecutive games, Mar. 9-15...Tallied five points (4-1-5) in four consecutive games, Mar. 9-15...Went on a four-game scoring streak (2-5-7), Feb. 15-21...Recorded five assists in three consecutive games, Feb. 15-19. **2007.08:** Set career highs in games played (82), goals (12), assists (19), points (31) and penalty minutes (179) in one season...Named first star after scoring a shorthanded goal and an assist, finishing plus-two, Mar. 8 vs STL. **2006.07:** Scored his first career playoff goal and point, May 3 at ANA...Set a career high for games played (80)...Scored his first goal of the season, the game-winning goal, Jan. 2 at CGY...Recorded his first point of the season, an assist, Oct. 6 at CBJ. **2005.06:** Recorded his first career hat trick (including the GWG) and was named 1st star, becoming the fifth Canucks player in club history to score a hat trick as a rookie, Mar. 27 vs LA...Netted one goal shorthanded and was named 3rd star, Jan. 19 at BUF...Notched his first NHL career goal and assist and was named 2nd star, Jan. 10 vs TOR.

## INTERNATIONAL

World Championships: 2012

## NHL MILESTONES

**100th NHL Game:** Feb. 16/07 at CHI

**500th NHL Game:** Feb. 21/12 at NSH

**100th NHL Point:** Apr. 2/09 vs ANA

**200th NHL Point:** Jan. 7/11 vs EDM

**100th NHL Goal:** Feb. 9/11 vs ANA

**100th NHL Assist:** Jan. 14/11 at WSH

## 2011.12 GAME BY GAME

Oct. 6	vs PIT	0-0	5/2	22:16
Oct. 10	@ CBJ	1-0 (W)	3/0	18:15
Oct. 12	@ PHI	0-2	5/2	24:37
Oct. 13	@ DET	0-0	1/1	18:14
Oct. 15	@ EDM	1-0	6/1	20:10
Oct. 18	vs NYR	0-0	6/-1	18:32
Oct. 20	vs NSH	0-0	2/1	15:20
Oct. 22	vs MIN	0-0	0/-1	19:02
Oct. 25	@ EDM	1-0	3/-1	16:26
Oct. 26	vs STL	0-0	3/0	16:26
Oct. 29	vs WSH	0-0	1/2	17:40
Nov. 1	@ CGY	1-0 (W)	3/0	15:29
Nov. 3	@ MIN	0-1	5/1	18:34
Nov. 4	@ STL	1-0	3/1	7:26
Nov. 6	@ CHI	INJ		
Nov. 10	@ LA	INJ		
Nov. 11	@ ANA	0-0	1/0	17:23
Nov. 13	vs NYI	0-0	0/0	16:02
Nov. 16	vs CHI	0-0	2/-1	17:36
Nov. 20	vs OTT	0-0	1/-1	17:50
Nov. 23	@ COL	1-0	5/1	17:27
Nov. 25	@ PHX	1-0	1/2	17:05
Nov. 26	@ SJ	0-0	2/0	18:03
Nov. 29	vs CBJ	1-1	2/3	18:41
Dec. 1	vs NSH	1-0	5/0	21:24
Dec. 4	vs CGY	0-0	3/0	15:44
Dec. 6	vs COL	0-2	0/2	20:41
Dec. 8	@ MTL	0-0	3/-1	22:15
Dec. 10	@ OTT	0-0	3/0	18:32
Dec. 13	@ CBJ	0-0	3/0	22:39
Dec. 15	@ CAR	1-1	3/1	18:22
Dec. 17	@ TOR	1-1 (W)	6/2	18:22
Dec. 19	vs MIN	1-0	6/1	15:45
Dec. 21	vs DET	1-0 (W)	1/-1	22:02
Dec. 23	vs CGY	0-0	3/-1	19:16
Dec. 26	vs EDM	1-1 (W)	3/3	18:34
Dec. 28	@ SJ	0-0	1/1	19:24
Dec. 29	@ ANA	0-2	2/1	16:24
Dec. 31	@ LA	0-0	1/0	16:23
Jan. 2	vs SJ	0-0	2/0	19:30
Jan. 4	vs MIN	1-0	3/2	17:29
Jan. 7	@ BOS	1-0	2/-1	16:50
Jan. 9	@ FLA	0-0	0/0	18:41
Jan. 10	@ TB	0-0	1/-1	17:38
Jan. 12	@ STL	2-0	2/2	19:39
Jan. 15	vs ANA	0-1	2/0	21:15
Jan. 17	vs LA	0-1	2/0	22:31
Jan. 21	vs SJ	0-0	2/-1	21:18
Jan. 24	vs EDM	0-1	1/1	20:01
Jan. 31	vs CHI	0-0	2/0	19:15
Feb. 2	vs DET	1-0	2/0	20:11
Feb. 4	@ COL	0-0	4/0	17:47
Feb. 7	@ NSH	0-1	2/-2	18:11
Feb. 9	@ MIN	0-1	0/1	17:16
Feb. 11	@ CGY	0-0	0/-1	19:17
Feb. 13	vs PHX	0-0	1/0	18:43
Feb. 15	vs COL	1-0	1/1	18:39
Feb. 18	vs TOR	2-0 (W)	4/1	18:35
Feb. 19	@ EDM	0-2	1/1	15:55
Feb. 21	@ NSH	0-0	3/-1	18:51
Feb. 23	@ DET	0-0	3/0	19:07
Feb. 24	@ NJ	0-1	0/1	17:26
Feb. 26	@ DAL	0-0	3/0	19:50
Feb. 28	@ PHX	0-0	1/-1	19:09
Mar. 1	vs STL	1-1 (W)	1/2	17:09
Mar. 3	vs BUF	0-1	3/-1	17:03
Mar. 6	vs DAL	0-0	5/-3	16:38
Mar. 8	vs WPG	0-0	2/1	20:21
Mar. 10	vs MTL	0-0	4/0	16:55
Mar. 14	vs PHX	1-1	6/1	18:00
Mar. 17	vs CBJ	0-0	2/0	15:38
Mar. 19	@ MIN	0-0	1/-1	19:36
Mar. 21	@ CHI	0-0	2/0	16:42
Mar. 22	@ DAL	0-0	0/0	18:54
Mar. 24	@ COL	0-0	3/0	18:52
Mar. 26	vs LA	0-0	1/0	18:41
Mar. 28	vs COL	0-0	2/0	17:45
Mar. 30	vs DAL	1-0	2/2	18:09
Mar. 31	vs CGY	0-1	1/2	19:45
Apr. 3	vs ANA	2-0	6/2	22:38
Apr. 5	@ CGY	1-0	3/-1	21:24
Apr. 7	vs EDM	0-1	5/0	16:30

#25

# ANDREW EBBETT

(AN-droo EH-beht)

## CAREER STATS

**MOST GOALS IN A GAME** **2**

DEC. 26/11 vs EDM

**MOST ASSISTS IN A GAME** **2**

FOUR TIMES – LATEST MAR. 25/09 at COL

**MOST POINTS IN A GAME** **3**

THREE TIMES – LATEST MAR. 25/09 at COL: 1-2-3

**HAT TRICKS** **0**
**GAME-WINNING GOALS** **5**

LATEST MAR. 31/12 vs CGY

**POWER PLAY GOALS** **9**

LATEST NOV. 10/11 at LA

**SHORTHANDED GOALS** **1**

OCT. 21/10 vs LA

**OVERTIME POINTS** **3-0-3**
**SHOOTOUT RECORD** **1/2**

0 GDG

**PENALTY SHOT RECORD** **0/0**


## REGULAR SEASON

## PLAYOFFS

## EBBETT vs NHL

SEASON	CLUB	LEA	GP	G	A	PTS	PIM	GP	G	A	PTS	PIM	TEAM	GP	G	A	PTS	PIM
2001.02	Salmon Arm	BCHL	60	45	39	84	54	-	-	-	-	-	Anaheim	5	0	0	0	2
2002.03	U. of Michigan	NCAA	43	9	18	27	22	-	-	-	-	-	Boston	4	1	0	1	0
2003.04	U. of Michigan	NCAA	43	9	28	37	56	-	-	-	-	-	Buffalo	3	1	1	2	2
2004.05	U. of Michigan	NCAA	40	6	31	37	28	-	-	-	-	-	Calgary	13	1	4	5	2
2005.06	U. of Michigan	NCAA	41	14	28	42	25	-	-	-	-	-	Carolina	1	0	0	0	0
2006.07	Binghamton	AHL	71	26	39	65	44	-	-	-	-	-	Chicago	6	0	2	2	2
2007.08	Anaheim	NHL	3	0	0	0	2	-	-	-	-	-	Colorado	12	1	4	5	2
	Portland	AHL	74	18	54	72	66	18	6	11	17	4	Columbus	6	0	1	1	0
2008.09	Anaheim	NHL	48	8	24	32	24	13	1	2	3	8	Dallas	7	2	3	5	0
	Iowa	AHL	28	10	19	29	6	-	-	-	-	-	Detroit	9	2	2	4	2
2009.10	Anaheim	NHL	2	0	0	0	0	-	-	-	-	-	Edmonton	10	3	3	6	0
	Chicago	NHL	10	1	0	1	2	-	-	-	-	-	Florida	1	0	0	0	0
	Minnesota	NHL	49	8	6	14	6	-	-	-	-	-	Los Angeles	12	3	1	4	0
2010.11	Phoenix	NHL	33	2	3	5	4	3	0	0	0	0	Minnesota	8	0	2	2	0
	San Antonio	AHL	37	11	27	38	12	-	-	-	-	-	Montreal	2	0	0	0	0
2011.12	Vancouver	NHL	18	5	1	6	2	1	0	0	0	0	Nashville	9	3	2	5	0
VANCOUVER			18	5	1	6	2	1	0	0	0	0	New Jersey	2	0	1	1	0
NHL TOTALS			163	24	34	58	44	17	1	2	3	8	NY Islanders	1	0	0	0	0
													NY Rangers	1	0	1	1	0
													Ottawa	2	0	0	0	2
													Philadelphia	4	1	0	1	0
													Phoenix	9	1	2	3	4
													Pittsburgh	2	0	0	0	2
													St. Louis	7	0	0	0	2
													San Jose	11	2	1	3	18
													Tampa Bay	3	1	1	2	0
													Toronto	1	0	0	0	2
													Vancouver	9	0	1	1	0
													Winnipeg	3	2	2	4	2
													Totals	163	24	34	58	44

## NHL FIRSTS

**First Game:** Feb. 28/08 vs STL  
**First Goal:** Jan. 2/09 vs PHI  
**First Assist:** Dec. 23/08 at CGY

## STREAKS

**Points:** 3 games   Mar. 22-25/09: 2-2-4

## ACQUIRED

Signed as a free agent by Vancouver July 5, 2011.

## PERSONAL

Holds a B.A. degree from the University of Michigan, graduating in 2006 before turning pro...Enjoys playing golf in the offseason...Lists his favourite television show as "Lost"...Admired former NHL-er Theoren Fleury and was a big fan of the Calgary Flames growing up...Stocked the shelves of Coopers Grocery at Vernon, British Columbia for his first job...Enjoys cooking sesame chicken and grilling steaks on the barbecue.

## CAREER HIGHLIGHTS

**2011.12:** Appeared in his first season as a Canuck and fifth in the NHL, recording six points (5-1-6) in 18 games...Averaged 9.35 TOI per game...Ranked first on the Canucks in shooting percentage (18.5%)...Tied a career high for most game-winning goals in a season (2)...Notched the game-winning goal in his first game back after missing 35 due to injury, Mar. 31 vs CGY...Established a career high for most goals in a game (2), Dec. 26 vs EDM...Notched his first goal as a Canuck, Nov. 10 at LA...Collected his first point of the season, Oct. 22 vs MIN...Appeared in his first game as a Canuck, Oct. 13 at DET...Appeared in one playoff game.

**2010.11:** Split the 2010.11 season with the NHL Phoenix Coyotes and AHL San Antonio Rampage...Recorded five points (2-3-5) in 33 games with the Coyotes...Finished sixth on the Rampage in scoring and ranked first in points-per-game with 38 points (11-27-38) in 37 games played...**2009.10:** Appeared in a total of 61 games for three different teams - Anaheim, Chicago and Minnesota...Totalled 9-6-15 and eight PIMs...Set a career-high with nine goals on the season...Began the season with Anaheim and appeared in two games before being claimed off waivers by Chicago on Oct. 17...Played in 10 games for the Blackhawks and scored one goal...Claimed off waivers by Minnesota on Nov. 21...Recorded a goal and an assist vs EDM, Mar. 16...Scored a goal in back-to-back games for the Wild, Mar. 11 at DET and Mar. 12 at BUF...Scored the GWG vs DET, Jan. 27...Notched GWG vs NSH, Dec. 2...Scored his lone goal in a Blackhawks uniform, Nov. 9 vs LA.

**2008.09:** Made his Stanley Cup Playoffs debut, appearing in all 13 of Anaheim's contests...Collected an assist in Game 5 of the WCSF at DET, May 10...Collected an assist in Game 5 of the WCQF at SJ, Apr. 25...Scored his first career playoff goal in Game 2 of the WCQF at SJ, Apr. 19...Appeared in his first full NHL season, collecting 8-24-32 in 48 games with Anaheim...Recorded five multi-point games...Finished 7-7th among NHL rookies in assists and T-4th in points-per-game (.67)...Combined with teammate Bobby Ryan to lead all rookie duos from the same team in both points (39-50-89) and points-per-game (.79)...Finished the season having recorded points in seven of his last 11 games (3-6-9)...Also tallied 6-17-23 points in his last 32 games and 7-21-28 in his last 39...Recorded a +10 rating over his last 27 games of the season...Set a single-game career best for points in a game with three on three separate occasions: Feb. 15 vs ATL (1-2-3 with a +3 rating), Feb. 28 at DAL (1-2-3 with a +2 rating) and Mar. 25 at COL (1-2-3)...Finished the season just two assists shy of the club rookie record (Ryan and Beauchemin, 26)...Scored his eighth goal of the season, Apr. 10 vs DAL...Recorded a season-high tying three-game point streak (2-3-5), Mar. 22-25...Recorded 1-1-2 vs TB, Jan. 9...Had a season-high three-game point streak (0-3-3), Jan. 27-Feb. 2...Scored his first career NHL goal (PPG), Jan. 2 vs PHI (Martin Biron)...Earned his first two NHL points with a two-assist effort at CGY, Dec. 22...Made his season debut after being recalled from Iowa (AHL), Dec. 22 at VAN...In 28 games with the Chops, collected 10-19-29 points with a +9 rating and six PIM...At the time of his recall, led the Chops in points, assists and plus/minus, and ranked second in goals...**2007.08:** Made his NHL debut, appearing in three contests with Anaheim...Recalled from Portland (AHL), Feb. 21, 2008...Appeared in his first NHL game, Feb. 22 vs STL...Registered two shots on goal while logging 11:57 TOI with a +1 rating...Reassigned to Portland on Feb. 26...Led the Pirates in scoring with 18-54-72, establishing career-highs in assists and points...Finished sixth in the AHL in assists and T-11th in overall scoring...Helped Portland to an Eastern Conference Final appearance, recording 6-11-17 points in 18 Calder Cup Playoff contests...**2006.07:** Appeared in 71 games with Binghamton of the AHL in his first professional season...Recorded 26-39-65 in 71 games...Led the Senators in assists and finished second on the club in points...**2005.06:** Completed his senior season at the University of Michigan (CCHA), establishing career-highs in goals (14) and points (42)...Served as the Wolverines captain...Appeared in 41 games, scoring 14-28-42 with 25 PIM...Received Michigan's Outstanding Sportsmanship Award from the Big Ten Conference...Was also named a finalist for the CCHA Best Defensive Forward Award...**2004.05:** Scored 6-31-37 in 40 games with Michigan during his junior season...Helped lead the Wolverines to the CCHA title...**2003.04:** In his sophomore season with Michigan, finished second on the club in scoring, tallying 9-29-38 with 56 PIM...Finished the season tied for 10th in the CCHA in scoring...**2002.03:** Made his collegiate debut, recording 9-18-27 points in 41 games with the University of Michigan Wolverines as a freshman.

## NHL MILESTONES

**100th NHL Game:** Mar. 7/10 vs CGY

## 2011.12 GAME BY GAME

Oct. 6	vs PIT	DND		
Oct. 10	@ CBJ	DND		
Oct. 12	@ PHI	DND		
Oct. 13	@ DET	0-0	3/-1	8:50
Oct. 15	@ EDM	DND		
Oct. 18	vs NYR	DND		
Oct. 20	vs NSH	DND		
Oct. 22	vs MIN	0-1	1/1	8:36
Oct. 25	@ EDM	DND		
Oct. 26	vs STL	DND		
Oct. 29	vs WSH	DND		
Nov. 1	@ CGY	DND		
Nov. 3	@ MIN	DND		
Nov. 4	@ STL	0-0	0/-1	9:39
Nov. 6	@ CHI	0-0	4/0	10:42
Nov. 10	@ LA	1-0	1/0	9:33
Nov. 11	@ ANA	INJ		
Nov. 13	vs NYI	INJ		
Nov. 16	vs CHI	INJ		
Nov. 20	vs OTT	INJ		
Nov. 23	@ COL	INJ		
Nov. 25	@ PHX	INJ		
Nov. 26	@ SJ	INJ		
Nov. 29	vs CBJ	INJ		
Dec. 1	vs NSH	INJ		
Dec. 4	vs CGY	INJ		
Dec. 6	vs COL	INJ		
Dec. 8	@ MTL	INJ		
Dec. 10	@ OTT	INJ		
Dec. 13	@ CBJ	INJ		
Dec. 15	@ CAR	INJ		
Dec. 17	@ TOR	DND		
Dec. 19	vs MIN	DND		
Dec. 21	vs DET	0-0	3/-1	8:49
Dec. 23	vs CGY	0-0	0/0	9:31
Dec. 26	vs EDM	2-0	3/2	8:03
Dec. 28	@ SJ	1-0 (W)	2/1	9:27
Dec. 29	@ ANA	0-0	0/1	9:38
Dec. 31	@ LA	0-0	1/-1	10:30
Jan. 2	vs SJ	0-0	0/0	8:34
Jan. 4	vs MIN	0-0	1/0	8:30
Jan. 7	@ BOS	0-0	0/0	1:32
Jan. 9	@ FLA	INJ		
Jan. 10	@ TB	INJ		
Jan. 12	@ STL	INJ		
Jan. 15	vs ANA	INJ		
Jan. 17	vs LA	INJ		
Jan. 21	vs SJ	INJ		
Jan. 24	vs EDM	INJ		
Jan. 31	vs CHI	INJ		
Feb. 2	vs DET	INJ		
Feb. 4	@ COL	INJ		
Feb. 7	@ NSH	INJ		
Feb. 9	@ MIN	INJ		
Feb. 11	@ CGY	INJ		
Feb. 13	vs PHX	INJ		
Feb. 15	vs COL	INJ		
Feb. 18	vs TOR	INJ		
Feb. 19	@ EDM	INJ		
Feb. 21	@ NSH	INJ		
Feb. 23	@ DET	INJ		
Feb. 24	@ NJ	INJ		
Feb. 26	@ DAL	INJ		
Feb. 28	@ PHX	INJ		
Mar. 1	vs STL	INJ		
Mar. 3	vs BUF	INJ		
Mar. 6	vs DAL	INJ		
Mar. 8	vs WPG	INJ		
Mar. 10	vs MTL	INJ		
Mar. 14	vs PHX	INJ		
Mar. 17	vs CBJ	INJ		
Mar. 19	@ MIN	INJ		
Mar. 21	@ CHI	INJ		
Mar. 22	@ DAL	INJ		
Mar. 24	@ COL	INJ		
Mar. 26	vs LA	INJ		
Mar. 28	vs COL	INJ		
Mar. 30	vs DAL	DND		
Mar. 31	vs CGY	1-0 (W)	4/1	12:29
Apr. 3	vs ANA	0-0	2/0	12:12
Apr. 5	@ CGY	0-0	1/0	11:34
Apr. 7	vs EDM	0-0	1/0	14:41



#23

ALEX  
EDLER

(al-ehx EHD-luhr)

## CAREER STATS

**MOST GOALS IN A GAME** 2

THREE TIMES – LATEST OCT. 29/11 vs WSH

**MOST ASSISTS IN A GAME** 3

FEB. 7/09 vs CHI

**MOST POINTS IN A GAME** 4

FEB. 7/09 vs CHI: 1-3-4

**HAT TRICKS** 0**GAME-WINNING GOALS** 2

LATEST NOV. 6/10 vs DET

**POWER PLAY GOALS** 21

LATEST MAR. 17/12 vs CBJ

**SHORTHANDED GOALS** 1

DEC. 21/11 vs DET

**OVERTIME POINTS** 0-6-6**SHOOTOUT RECORD** 6/17

4 GDG

**PENALTY SHOT RECORD** 0/0

## REGULAR SEASON

## PLAYOFFS

## EDLER vs NHL

SEASON	CLUB	LEA	GP	G	A	PTS	PIM	GP	G	A	PTS	PIM	TEAM	GP	G	A	PTS	PIM
2003.04	Jamtland	SWE	24	3	6	9	20	–	–	–	–	–	Anaheim	19	1	7	8	8
2004.05	MoDo Jr.	SWE	33	8	15	23	40	5	1	0	1	6	Boston	3	0	1	1	4
2005.06	Kelowna	WHL	62	13	40	53	44	12	3	5	8	12	Buffalo	5	1	0	1	2
2006.07	Vancouver	NHL	22	1	2	3	6	3	0	0	0	2	Calgary	31	3	19	22	14
	Manitoba	AHL	49	5	21	26	28	8	0	0	0	2	Carolina	5	0	0	0	2
2007.08	Vancouver	NHL	75	8	12	20	42	–	–	–	–	–	Chicago	20	1	11	12	6
	Manitoba	AHL	2	0	1	1	0	–	–	–	–	–	Colorado	35	4	12	16	24
2008.09	Vancouver	NHL	80	10	27	37	54	10	1	7	8	6	Columbus	19	1	9	10	10
2009.10	Vancouver	NHL	76	5	37	42	40	12	2	4	6	10	Dallas	19	1	6	7	8
2010.11	Vancouver	NHL	51	8	25	33	24	25	2	9	11	8	Detroit	19	3	6	9	10
2011.12	Vancouver	NHL	82	11	38	49	34	5	2	0	2	8	Edmonton	30	3	14	17	18
VANCOUVER/NHL TOTALS			386	43	141	184	200	55	7	20	27	34	Florida	5	0	3	3	2
													Los Angeles	16	1	9	10	12
													Minnesota	30	4	13	17	14
													Montreal	8	1	1	2	4
													Nashville	17	4	6	10	6
													New Jersey	5	1	2	3	4
													NY Islanders	4	0	0	0	2
													NY Rangers	5	0	0	0	0
													Ottawa	7	2	1	3	10
													Philadelphia	4	0	2	2	0
													Phoenix	19	1	4	5	6
													Pittsburgh	5	0	0	0	4
													St. Louis	17	0	4	4	8
													San Jose	18	3	6	9	8
													Tampa Bay	5	3	0	3	2
													Toronto	8	0	4	4	6
													Washington	4	4	1	5	4
													Winnipeg	4	1	0	1	2
Totals			386	43	141	184	200											

## NHL FIRSTS

**First Game:** Nov. 4/06 at COL  
**First Goal:** Nov. 30/06 vs ANA  
**First Assist:** Nov. 6/06 vs DAL

## STREAKS

**Assists:** 4 games Nov. 26 – Dec. 2/09: 6 assists  
**Points:** 4 games Nov. 26 – Dec. 2/09: 2-6-8

## HONOURS

Walter Babe Pratt Award: 2012

NHL All-Star Game: 2012

NHL Young Stars Game: 2008

## ACQUIRED

Vancouver's second choice, 91st overall in 2004 NHL Entry Draft.

## PERSONAL

Alex was a fan of Peter Forsberg and Nicklas Lidstrom growing up...His fondest hockey memories are his first NHL game and the 2005 World Juniors...Hobbies outside of hockey include playing soccer, tennis and fishing.

## CAREER HIGHLIGHTS

**2011.12:** Appeared in 82 games, collecting 49 points (11-38-49)...Established a new career high for points (49), assists (38) and goals (11) in a season...Won the 2011.12 Walter (Babe) Pratt Award as the Canucks top defenceman...Ranked tied for fifth in the League among defencemen for most points and tied for sixth among defencemen for most power play assists (17)...Averaged 23:51 TOI per game, ranking first on the Canucks...Collected four goals, including two game-deciding goals in the shootout to rank first among League defencemen in both categories...Established a new career high for points, surpassing his previous mark of 42 points, Mar. 8 vs WPG...Participated in the NHL All-Star Game in Ottawa, Jan. 29...Tied for Canucks goal scoring lead (2) after appearing in five playoff games. **2010.11:** Appeared in his fifth season with the Canucks, recording 33 points (8-25-33) and 24 penalty minutes in 51 games...Ranked second among Canucks defencemen in scoring (8-25-33), goals (8) and shots (121)...Led the team in time on ice per game (24:17)...Set a personal season high for plus/minus (+13)...Missed 31 games due to injury...Tied a career high for most goals in a game (2), Jan. 22 vs CGY...Appeared in his 300th career game, Jan. 20 vs SJ...Registered his 100th career assist, Jan. 18 at COL...Ranked third in the League this postseason with 78 hits and was second among League defencemen in blocked shots (60)...Collected a career high 11 points (2-9-11) in 25 games during his fourth postseason run. **2009.10:** Recorded six points (2-4-6) in 12 playoff games that included a three-game scoring streak (1-2-3), Apr. 21-25...Set career highs in assists (37) and points (42)...Ranked second in team scoring among defencemen and T-20th among NHL defencemen for most points...Averaged 22:38 ice time per game...Recorded seven multi-point games...Set new career highs for assists with his 28th of the year, Mar. 13 at OTT...Recorded three assists in three consecutive games, Dec. 26-29...Recorded his first point of the season (0-1-1), Oct. 1 at CGY. **2008.09:** Recorded eight points (1-7-8) in 10 playoff games, leading Canucks defencemen in postseason scoring and finishing tied for 13th among NHL defencemen for most points in the 2009 playoffs...Played in 80 games, recording 37 points (10-27-37) and 54 penalty minutes...Set new career highs for most goals (10), assists (27) and points (37) in a season...Averaged 21:07 time on ice per game, ranking fourth on the team...Recorded five multi-point games...Notched three points (0-3-3) in two straight games, Apr. 7-9...Scored six points (1-5-6) in three consecutive games, Feb. 7-12...Established a single game career high with four points (1-3-4), Feb. 7 vs CHI...Notched first career game-winning goal, Dec. 9 at NSH. **2007.08:** Recorded 20 points (8-12-20)...Led all Vancouver defencemen with 75 games played...Finished the season tied for 24th in the League in scoring among rookies, tied for fourth in rookie power play goals (4), tied for fifth in rookie shootout deciding goals (2), eighth in rookie shots (75) and 21st in rookie shooting percentage (6.5%)...Had a career-high, three-point game (2-1-3), Feb. 14 vs MIN...Logged a season-high 28:53 minutes of time on ice, Feb. 5 at DAL...Scored his second game-winning shootout goal in four games, Jan. 13 at STL...Scored the game-winning shootout goal, named third star, Jan. 8 vs NYL...Scored first goal of the season and added an assist, Nov. 20 at EDM...Collected first assist of the season, Oct. 24 at DET...Recalled by Vancouver, Oct. 15, **2006.07:** Made three postseason starts in the 2007 playoffs.

## INTERNATIONAL

World Championships: 2008

World Junior Championships: 2006

## NHL MILESTONES

**100th NHL Game:** Oct. 13/08 at WSH

**300th NHL Game:** Jan. 20/11 vs SJ

**100th NHL Point:** Apr. 1/10 at LA

**100th NHL Assist:** Jan. 18/11 at COL

## 2011.12 GAME BY GAME

Oct. 6	vs PIT	0-0	6/2	23:27
Oct. 10	@ CBJ	0-0	3/0	24:52
Oct. 12	@ PHI	0-2	1/1	24:41
Oct. 13	@ DET	0-0	1/0	27:11
Oct. 15	@ EDM	0-0	0/0	23:12
Oct. 18	vs NYR	0-0	1/-3	23:10
Oct. 20	vs NSH	0-2	4/1	21:10
Oct. 22	vs MIN	0-1	1/0	25:53
Oct. 25	@ EDM	0-1	6/1	24:34
Oct. 26	vs STL	0-0	4/-2	19:28
Oct. 29	vs WSH	2-1	6/3	21:41
Nov. 1	@ CGY	1-2	3/0	22:18
Nov. 3	@ MIN	0-0	2/-2	23:23
Nov. 4	@ STL	0-1	0/-2	21:20
Nov. 6	@ CHI	0-2	1/-1	26:23
Nov. 10	@ LA	0-1	5/0	22:54
Nov. 11	@ ANA	0-0	2/1	26:18
Nov. 13	vs NYI	0-0	1/0	21:20
Nov. 16	vs CHI	0-0	4/-1	25:36
Nov. 20	vs OTT	0-0	2/0	27:32
Nov. 23	@ COL	0-0	4/0	25:41
Nov. 25	@ PHX	0-0	4/2	20:52
Nov. 26	@ SJ	0-0	2/-1	15:47
Nov. 29	vs CBJ	0-1	4/1	19:29
Dec. 1	vs NSH	0-1	3/0	22:12
Dec. 4	vs CGY	0-0	3/0	20:19
Dec. 6	vs COL	1-1	1/1	22:12
Dec. 8	@ MTL	0-0	5/0	23:30
Dec. 10	@ OTT	1-0	5/0	21:16
Dec. 13	@ CBJ	0-0	4/0	24:39
Dec. 15	@ CAR	0-0	3/-1	22:00
Dec. 17	@ TOR	0-1	3/1	20:45
Dec. 19	vs MIN	0-1	2/1	21:56
Dec. 21	vs DET	1-0	2/0	18:59
Dec. 23	vs CGY	0-0	3/-2	23:44
Dec. 26	vs EDM	0-1	1/0	25:20
Dec. 28	@ SJ	0-2	4/2	24:00
Dec. 29	@ ANA	0-1	3/0	21:30
Dec. 31	@ LA	0-0	3/1	22:23
Jan. 2	vs SJ	0-0	1/-1	29:36
Jan. 4	vs MIN	0-0	0/2	21:07
Jan. 7	@ BOS	0-1	4/-2	25:52
Jan. 9	@ FLA	0-0	2/0	25:21
Jan. 10	@ TB	1-0	2/0	25:08
Jan. 12	@ STL	0-2	1/0	26:03
Jan. 15	vs ANA	0-0	2/-2	27:30
Jan. 17	vs LA	1-1	3/0	28:17
Jan. 21	vs SJ	0-1	4/1	23:32
Jan. 24	vs EDM	0-0	3/0	25:25
Jan. 31	vs CHI	0-2	2/0	24:38
Feb. 2	vs DET	0-0	3/1	25:02
Feb. 4	@ COL	0-1	2/2	26:17
Feb. 7	@ NSH	0-0	3/1	25:02
Feb. 9	@ MIN	0-1	2/1	21:22
Feb. 11	@ CGY	0-1	6/-1	26:18
Feb. 13	vs PHX	0-0	2/-1	26:56
Feb. 15	vs COL	0-0	3/0	25:23
Feb. 18	vs TOR	0-0	3/1	22:24
Feb. 19	@ EDM	0-0	1/0	23:05
Feb. 21	@ NSH	0-0	1/1	22:54
Feb. 23	@ DET	0-1	4/2	25:54
Feb. 24	@ NJ	0-0	0/0	19:59
Feb. 26	@ DAL	0-0	4/-1	24:23
Feb. 28	@ PHX	1-0	6/-1	25:47
Mar. 1	vs STL	0-0	3/0	21:35
Mar. 3	vs BUF	0-0	4/0	25:02
Mar. 6	vs DAL	1-0	3/-1	22:59
Mar. 8	vs WPG	1-0	7/-1	21:56
Mar. 10	vs MTL	0-0	2/-2	18:47
Mar. 14	vs PHX	0-0	4/-1	25:52
Mar. 17	vs CBJ	1-1	5/-2	23:49
Mar. 19	@ MIN	0-0	3/-1	28:49
Mar. 21	@ CHI	0-0	2/-1	26:09
Mar. 22	@ DAL	0-0	3/1	24:09
Mar. 24	@ COL	0-0	1/2	28:24
Mar. 26	vs L.A.	0-1	0/1	25:02
Mar. 28	vs COL	0-0	2/1	23:57
Mar. 30	vs DAL	0-0	3/1	21:28
Mar. 31	vs CGY	0-2	5/2	25:25
Apr. 3	vs ANA	0-1	3/-1	28:15
Apr. 5	@ CGY	0-0	1/-2	25:39
Apr. 7	vs EDM	0-0	1/0	24:15

#5

# JASON GARRISON

(JAY-son GAHR-i-son)

## CAREER STATS

**MOST GOALS IN A GAME** **1**

23 TIMES: LATEST MAR. 23/12 vs EDM

**MOST ASSISTS IN A GAME** **2**

NOV. 21/11 vs NJ

**MOST POINTS IN A GAME** **2**

FIVE TIMES – LATEST MAR. 13/12 vs TOR: 1-1-2

**HAT TRICKS** **0**
**GAME-WINNING GOALS** **6**

LATEST FEB. 28/12 at TOR

**POWER PLAY GOALS** **9**

LATEST FEB. 28/12 at TOR

**SHORTHANDED GOALS** **0**
**OVERTIME POINTS** **1-0-1**
**SHOOTOUT RECORD** **0/0**

0 GDG

**PENALTY SHOT RECORD** **0/0**


## REGULAR SEASON

## PLAYOFFS

## GARRISON vs NHL

SEASON	CLUB	LEA	GP	G	A	PTS	PIM	GP	G	A	PTS	PIM
2003.04	Nanaimo	BCHL	52	7	20	27	31	24	3	10	13	12
2004.05	Nanaimo	BCHL	57	22	40	62	42	–	–	–	–	–
2005.06	Minnesota-Duluth	NCAA	40	3	9	12	26	–	–	–	–	–
2006.07	Minnesota-Duluth	NCAA	21	1	2	3	16	–	–	–	–	–
2007.08	Minnesota-Duluth	NCAA	26	5	9	14	26	–	–	–	–	–
<b>2008.09</b>	<b>Florida</b>	<b>NHL</b>	<b>1</b>	<b>0</b>	<b>0</b>	<b>0</b>	<b>0</b>	–	–	–	–	–
	Rochester	AHL	75	8	27	35	68	–	–	–	–	–
<b>2009.10</b>	<b>Florida</b>	<b>NHL</b>	<b>39</b>	<b>2</b>	<b>6</b>	<b>8</b>	<b>23</b>	–	–	–	–	–
	Rochester	AHL	38	3	16	19	33	7	2	7	9	12
<b>2010.11</b>	<b>Florida</b>	<b>NHL</b>	<b>73</b>	<b>5</b>	<b>13</b>	<b>18</b>	<b>26</b>	–	–	–	–	–
<b>2011.12</b>	<b>Florida</b>	<b>NHL</b>	<b>77</b>	<b>16</b>	<b>17</b>	<b>33</b>	<b>32</b>	<b>4</b>	<b>1</b>	<b>2</b>	<b>3</b>	<b>0</b>
<b>NHL TOTALS</b>			<b>190</b>	<b>23</b>	<b>36</b>	<b>59</b>	<b>81</b>	<b>4</b>	<b>1</b>	<b>2</b>	<b>3</b>	<b>0</b>

TEAM	GP	G	A	PTS	PIM
Anaheim	1	0	0	0	0
Boston	9	1	2	3	0
Buffalo	10	3	3	6	8
Calgary	2	0	0	0	0
Carolina	13	1	4	5	6
Chicago	4	1	0	1	0
Colorado	3	0	0	0	0
Columbus	3	0	1	1	0
Dallas	1	1	0	1	0
Detroit	2	0	0	0	0
Edmonton	2	1	0	1	0
Los Angeles	3	0	1	1	0
Minnesota	2	0	1	1	0
Montreal	11	0	1	1	8
Nashville	4	0	1	1	2
New Jersey	11	0	3	3	2
NY Islanders	7	1	1	2	4
NY Rangers	9	1	0	1	0
Ottawa	10	1	0	1	4
Philadelphia	10	1	2	3	0
Phoenix	3	0	1	1	0
Pittsburgh	9	0	2	2	8
St. Louis	3	0	0	0	2
San Jose	3	1	0	1	7
Tampa Bay	17	3	3	6	10
Toronto	9	4	3	7	12
Vancouver	2	0	0	0	0
Washington	13	0	3	3	0
Winnipeg	14	3	4	7	8

**Totals**    **190**   **23**   **36**   **59**   **81**

## NHL FIRSTS

**First Game:** Oct. 25/08 at STL  
**First Goal:** Mar. 3/10 vs PHI  
**First Assist:** Jan. 18/10 vs ATL

## STREAKS

**Goals:** 3 games Oct. 27-31/11: 3 goals  
**Assists:** 3 games Mar. 11-15/12: 3 assists  
**Points:** 3 games Three times (latest Mar. 11-15/12: 1-3-4)

## HONOURS

Panthers Defensive Player of the Year: 2011  
 WCHA All-Academic Team: 2007  
 BCHL All-Star: 2005

## ACQUIRED

Signed as a free agent by Vancouver on July 1, 2012.

## PERSONAL

Lists his hockey idol as Mario Lemieux...Enjoys biking and golfing...Majoried in Kinesiology at university...  
 Lists snowboarding and skateboarding as sports he enjoys watching.

## CAREER HIGHLIGHTS

**2011.12:** Finished third among NHL defencemen in goals (16)...Had season-high 27-44 TOI, Apr. 1 at DET...  
 Scored franchise-record 16th goal for defenceman Mar. 23 vs EDM...Had three-game assist streak Mar. 11-15 (3)...Notched a PPG Feb. 28 at TOR...Missed five games (lower body), Feb. 12-23...Set career-high with two assists in a game, Nov. 21 vs NYI...Tallied GWG and set new career high with sixth goal of the year, Nov. 10 at WPG...Recorded season-high three-game goal streak (3-1-4), Oct. 27-31...Tied career-high with two points, GWG and assist, Oct. 29 at BUF...Finished with 27:22, Oct. 15 vs TB...Scored first goal of the season and registered five hits, three blocked shots and 24:39 TOI, Oct. 8 at NYI. **2010.11:** Finished second on the team in blocked shots (127)...Named Defenceman of the Year (as chosen by fans)...Tallied a goal, Apr. 8 at TB...Logged a career-high 28:07 of ice time, Mar. 27 at PIT...Recorded his third career GWG and an assist, Mar. 12 vs TB...Recorded game-high eight hits, Mar. 3 vs MTL...Tallied GWG, Feb. 13 vs SJ...Recorded game-high five blocked shots, Feb. 2 at MTL...Scored first career GWG, Dec. 23 at BUF...Notched first point of the season (goal), Nov. 3 vs ATL. **2009.10:** Tallied eight points (2-6-8) and 23 PIM in 39 games with Florida...Finished first on the team with a +5 rating...Netted his second career goal, Mar. 23 at TOR...Scored first NHL goal and added an assist, Mar. 3 vs PHI...Recalled from Rochester (AHL), Mar. 1...Tallied 19 points (3-16-19) with 33 PIM and a plus-13 rating in 38 games with Rochester...Scored first career point with an assist, Jan. 18 vs ATL. **2008.09:** Finished rookie season as Rochester's top scoring defenceman with 35 points (8-27-35), ranking fourth overall...Picked up his first multi-goal game with a pair of goals, Mar. 25 at Albany...Had a three-game assist streak (Feb. 20-22, 0-3-3)...Netted the OT GWG and had two assists, Feb. 7 at Binghamton...Registered a single-game best four assists, Jan. 16 at Manchester...Tallied a single-game best four points (1-3-4), Jan. 11 vs Hamilton...Was named Player of the Month for October...Made his NHL debut for Florida, skating 11:57, Oct. 25 at STL...Received his first NHL recall, Oct. 25...Recorded first two career points (1-1-2) as a pro in his AHL debut to earn second star honours, Oct. 10 vs Syracuse. **2007.08:** Was the recipient of the team's Fan Favorite Award...Second on the club with +7 rating...Finished his third season with the University of Minnesota-Duluth Bulldogs (WCHA), scoring 14 points (5-9-14) and added 26 PIM in 26 games...He concluded his collegiate career with 29 points (9-20-29) in 87 games. **2006.07:** Posted three points (1-2-3) in his sophomore season with UMD...Was a member of the 2006.07 WCHA All-Academic Team. **2005.06:** Totaled three goals and nine assists...Was the men's hockey representative on UMD's Athletic Academic Support Scholar List for maintaining the best overall grade point average (3.45) of any Bulldog during the 2005.06 school year...Was one of only two Bulldogs defencemen to appear in all 40 games. **2004.05:** Reigned as the Nanaimo Clippers' top-scoring defenceman in his second season with the club earning career highs in all offensive categories: goals (22), assists (40) and points (62)...Ranked second in points among all BCHL blueliners...Was one of three Clippers to participate in the 2005 BCHL All-Star Game.

## NHL MILESTONES

**100th NHL Game:** Mar. 12/11 vs TBL

## 2011.12 GAME BY GAME

Oct. 8	@ NYI	1-0	3/1	24:39
Oct. 11	@ PIT	0-0	3/-1	24:56
Oct. 15	vs TB	0-0	1/-2	27:22
Oct. 17	@ TB	1-0	2/0	21:39
Oct. 18	@ WSH	0-0	2/0	18:50
Oct. 20	vs BUF	0-0	1/0	24:34
Oct. 22	vs NYI	0-0	5/2	24:35
Oct. 24	@ MTL	0-0	3/0	24:04
Oct. 27	@ OTT	1-0	3/0	22:42
Oct. 29	@ BUF	1-1 (W)	1/0	26:33
Oct. 31	vs WPG	1-0	6/0	25:34
Nov. 3	vs CHI	0-0	5/0	27:04
Nov. 6	vs TB	0-0	3/1	26:34
Nov. 8	@ TOR	0-1	1/-1	24:53
Nov. 10	@ WPG	1-0 (W)	1/2	22:16
Nov. 13	vs PHI	0-0	4/1	23:37
Nov. 15	@ DAL	1-0	4/3	21:38
Nov. 17	@ STL	0-0	0/-1	22:37
Nov. 19	vs PIT	0-0	2/0	22:31
Nov. 21	vs NYI	0-2	5/2	24:51
Nov. 23	vs NYR	1-0	2/0	26:36
Nov. 25	vs TB	0-0	0/0	26:09
Nov. 26	@ TB	0-0	2/1	24:08
Nov. 29	@ CAR	0-0	2/1	25:41
Dec. 1	@ LA	0-0	5/1	26:23
Dec. 3	@ SJ	0-0	3/1	25:53
Dec. 5	vs WSH	0-1	1/1	24:02
Dec. 8	@ BOS	0-0	3/0	25:59
Dec. 9	@ BUF	1-0	1/0	24:02
Dec. 11	@ NYR	0-0	3/0	25:47
Dec. 13	vs NYI	0-0	1/-1	24:41
Dec. 16	vs CGY	0-0	1/-1	24:30
Dec. 18	vs CAR	1-0	1/-1	22:23
Dec. 20	vs PHX	0-1	2/1	25:07
Dec. 22	@ OTT	0-0	2/-1	23:39
Dec. 23	@ BOS	0-0	1/-1	20:51
Dec. 27	vs TOR	1-0	3/-1	20:20
Dec. 30	vs NYR	0-0	4/-1	26:33
Dec. 31	vs MTL	0-1	0/1	22:40
Jan. 5	@ NYR	0-0	0/0	26:23
Jan. 6	@ NJ	0-0	1/-1	21:01
Jan. 9	vs VAN	0-0	2/0	22:03
Jan. 13	vs PIT	0-1	2/-1	21:57
Jan. 16	vs BOS	1-0	3/1	23:41
Jan. 18	@ COL	0-0	3/-1	23:51
Jan. 20	@ CHI	1-0	2/-1	21:19
Jan. 21	@ WPG	0-0	1/0	24:03
Jan. 24	vs PHI	0-0	1/1	24:33
Feb. 1	vs WSH	0-0	4/1	22:42
Feb. 3	vs WPG	0-1	0/0	21:32
Feb. 4	@ TB	0-0	0/0	21:16
Feb. 7	@ WSH	0-0	1/-2	19:40
Feb. 9	vs LA	0-1	1/2	22:25
Feb. 11	@ NJ	0-0	0/0	9:06
Feb. 12	@ NYI	INJ		
Feb. 15	vs OTT	INJ		
Feb. 17	vs WSH	INJ		
Feb. 19	vs ANA	INJ		
Feb. 23	vs MIN	INJ		
Feb. 25	@ CAR	0-1	7/1	26:56
Feb. 26	vs MTL	0-0	1/1	24:49
Feb. 28	@ TOR	1-0 (W)	1/0	22:31
Mar. 1	@ WPG	0-0	3/0	23:36
Mar. 3	vs NSH	0-0	3/-2	23:48
Mar. 4	vs OTT	0-0	1/0	23:39
Mar. 8	@ PHI	0-0	3/-2	23:05
Mar. 9	@ PIT	0-0	2/0	25:29
Mar. 11	vs CAR	0-1	2/2	25:22
Mar. 13	vs TOR	1-1	5/0	20:27
Mar. 15	vs BOS	0-1	3/4	21:37
Mar. 17	vs BUF	0-0	0/-1	24:09
Mar. 20	@ PHI	0-0	0/0	24:20
Mar. 21	@ CAR	0-0	2/-1	23:26
Mar. 23	vs EDM	1-0	2/0	25:17
Mar. 25	vs NYI	0-0	4/0	24:26
Mar. 27	@ MTL	0-0	1/-1	26:30
Mar. 29	@ MIN	0-1	3/-1	23:20
Mar. 30	@ CBJ	0-0	3/-1	23:24
Apr. 1	@ DET	0-0	2/0	27:44
Apr. 3	vs WPG	0-0	3/0	22:39
Apr. 5	@ WSH	0-1	1/0	24:20
Apr. 7	vs CAR	0-1	3/1	21:31



#2

# DAN HAMHUIS

(DAN HAM-HOOS)

## CAREER STATS

**MOST GOALS IN A GAME** **2**

MAR. 8/11 at PHX

**MOST ASSISTS IN A GAME** **4**

MAR. 4/04 at PIT

**MOST POINTS IN A GAME** **5**

MAR. 4/04 at PIT: 1-4-5

**HAT TRICKS** **0**
**GAME-WINNING GOALS** **9**

LATEST MAR. 8/11 at PHX

**POWER PLAY GOALS** **11**

LATEST NOV. 6/11 at CHI

**SHORTHANDED GOALS** **2**

LATEST NOV. 28/08 at ATL

**OVERTIME POINTS** **2-3-5**
**SHOOTOUT RECORD** **0/0**

0 GDG

**PENALTY SHOT RECORD** **0/0**


## REGULAR SEASON

## PLAYOFFS

## HAMHUIS vs NHL

SEASON	CLUB	LEA	GP	G	A	PTS	PIM	GP	G	A	PTS	PIM
1998.99	Prince George	WHL	56	1	3	4	45	7	1	2	3	8
1999.00	Prince George	WHL	70	10	23	33	140	13	2	3	5	35
2000.01	Prince George	WHL	62	13	46	59	125	6	2	3	5	15
2001.02	Prince George	WHL	59	10	50	60	135	7	0	5	5	16
2002.03	Milwaukee	AHL	68	6	21	27	81	6	0	3	3	2
2003.04	Nashville	NHL	80	7	19	26	57	6	0	2	2	6
2004.05	Milwaukee	AHL	76	13	38	51	85	7	0	2	2	10
2005.06	Nashville	NHL	82	7	31	38	70	5	0	2	2	2
2006.07	Nashville	NHL	81	6	14	20	66	5	0	1	1	2
2007.08	Nashville	NHL	80	4	23	27	66	6	1	1	2	6
2008.09	Nashville	NHL	82	3	23	26	67	—	—	—	—	—
2009.10	Nashville	NHL	78	5	19	24	49	6	0	2	2	2
2010.11	Vancouver	NHL	64	6	17	23	34	19	1	5	6	6
2011.12	Vancouver	NHL	82	4	32	36	46	5	0	3	3	6
VANCOUVER TOTALS			146	10	49	59	80	24	1	8	9	12
NHL TOTALS			629	42	178	220	455	52	2	16	18	30

TEAM	GP	G	A	PTS	PIM
Anaheim	32	2	13	15	18
Boston	7	0	2	2	4
Buffalo	7	0	3	3	8
Calgary	35	2	10	12	16
Carolina	7	0	0	0	2
Chicago	48	5	19	24	72
Colorado	34	1	9	10	24
Columbus	49	3	16	19	32
Dallas	31	2	10	12	36
Detroit	49	3	11	14	32
Edmonton	33	0	7	7	20
Florida	9	1	3	4	2
Los Angeles	30	1	5	6	20
Minnesota	32	5	8	13	38
Montreal	9	0	3	3	4
Nashville	6	0	3	3	4
New Jersey	7	0	2	2	8
NY Islanders	7	0	1	1	4
NY Rangers	7	0	0	0	4
Ottawa	8	1	1	2	0
Philadelphia	7	0	2	2	6
Phoenix	31	5	7	12	12
Pittsburgh	8	2	5	7	4
St. Louis	49	4	11	15	18
San Jose	32	0	11	11	14
Tampa Bay	7	1	1	2	2
Toronto	8	1	1	2	6
Vancouver	24	1	9	10	31
Washington	7	0	3	3	6
Winnipeg	9	2	2	4	8

**Totals** **629 42 178 220 455**



## NHL FIRSTS

**First Game:** Oct. 9/03 vs ANA  
**First Goal:** Oct. 16/03 vs STL  
**First Assist:** Oct. 16/03 vs STL

## STREAKS

**Assists:** 4 games Three times (latest Nov. 4-11/11: 4 assists)  
**Points:** 5 games Twice (latest Nov. 3-11/11: 2-4-6)

## HONOURS

NHL YoungStars Game: 2004 CHL Defenceman of the Year: 2002  
 Four Broncos Memorial Trophy: 2002 WHL Player of the Year: 2002  
 Bill Hunter Memorial Trophy: 2002

## ACQUIRED

Signed as a free agent by Vancouver on July 1, 2010.

## PERSONAL

Along with Georges Laraque and officials from the NHLPA and World Vision Canada, Hamhuis visited the Grace Children's Hospital in Port-au-Prince in 2010 to donate over \$1 million raised to help rebuild the hospital destroyed in Haiti by natural disaster. Alongside wife Sarah, donated \$100,000 to Ronald McDonald House in 2012. Spends his summers in Smithers, BC, partaking in a number of outdoor activities and sports. Names his father as his idol.

## CAREER HIGHLIGHTS

**2011.12:** Averaged 23.25 TOI per game, ranking third on the Canucks in this category. Ranked sixth in the League for best plus/minus (+29). Went on a three-game assist streak, Jan. 2-7. Collected three assists in three straight games, Nov. 26-Dec. 1. Established a five-game scoring streak, collecting six points over that span (2-4-6), Nov. 3-11. Led Canucks defencemen in playoff scoring (0-3-3) in five games. **2010.11:** Set a personal best plus/minus (+29), ranking tied for ninth in the League and third on the team. Ranked fourth on the team in blocked shots (89). Ranked third among Canucks defencemen in scoring (6-17-23). Missed 18 games due to injury. Established a career high for most goals in a game (2), Mar. 8 at PHX. Established a three game scoring streak (1-2-3), Nov. 26-Dec. 3. Collected his first point as a Vancouver Canuck (0-1-1), Oct. 13 at ANA. Made his debut in a Canucks uniform, Oct. 9 vs LA. In the postseason, ranked second among Canucks defencemen in average ice time per game (24:50), plus/minus (+5) and blocked shots (38). Collected six points (1-5-6) in 19 playoff games. **2009.10:** Finished third on Nashville in time on ice per game (21:5). Registered an assist for the second consecutive game and finished +2, Mar. 16 vs PHX. Collected an assist for the fourth consecutive game and added four shots, Mar. 7 vs VAN. Finished +2, collecting an assist and four shots, Feb. 9 at NYL. Collected his third multi-point game of the season with two points (1-1-2), Dec. 4 at CHI. Registered two points (1-1-2) and finished +3, Nov. 28 vs FLA. Tallied his first multi-point game of the season, registering two points (0-2-2), Oct. 31 vs DAL. Skated for a season high 27:30 TOI, Oct. 3 at DAL. **2008.09:** Ranked third on the Predators in average ice time with a career high (22:50). Ranked third among club blueliners in points (3-23-26). Tied a career high for shots on goal (35). First on the team and second among NHL defencemen in takeaways (63). One of just five NHL defencemen to score a power play goal, a shorthanded goal and a game-winning goal. Played in his 400th career NHL game, becoming the fourth Nashville draft pick to reach the mark in a Predators uniform, Mar. 31 at CBJ. Scored his first career OT goal, Nov. 14 at ANA. **2007.08:** Led the Predators in average time on ice (22:43), and hits with a personal-best (162). Finished third in points among Nashville defencemen (4-23-27). Notched a point in each of the first five games of the season, a career-high point streak (1-5-6). Notched his 100th career point (goal), Jan. 5 vs MIN. **2006.07:** Ranked second on the club in hits (121) and third in blocked shots (85). Scored the game-winner, Feb. 3 vs ANA. **2005.06:** Posted career-highs in assists (31), points (7-31-38) and penalty minutes (70) and matched his career-high in goals. Ranked second on Nashville in hits (114) and blocked shots (100). Scored his first career shorthanded goal, Mar. 14 vs VAN. Played for Canada at the 2006 World Championships and led team blueliners in scoring (1-4-5). **2004.05:** Named a Second Team AHL All-Star. Ranked second among AHL defencemen in scoring with 51 points (13-38-51) and tied for third among AHL blueliners in power play goals (8). Led Milwaukee defencemen and ranked second overall on the Admirals in points and assists. **2003.04:** Tied a franchise rookie record by appearing in 80 regular season games. Finished second on the Predators and second among NHL rookies in average ice time (22:08). Tied for second on Nashville and tied for second among League rookies in game-winning goals (4). Tied for second among NHL rookie defencemen in assists (19) and tied for third in points (7-19-26). Became one of two Predators to ever record a five-point game and set a franchise single-game record for points by a rookie recording five points (1-4-5), Mar. 4 at PIT.

## INTERNATIONAL

World Championships: 2009 (silver), 2008 (silver), 2007 (gold), 2006  
 World Junior Championships: 2002 (silver), 2001 (bronze)

## NHL MILESTONES

**100th NHL Game:** Nov. 24/05 vs LA

**600th NHL Game:** Feb. 7/12 at NSH

**100th NHL Point:** Jan. 5/08 vs MIN

**200th NHL Point:** Dec. 17/11 at TOR

**100th NHL Assist:** Feb. 3/09 vs PHX

## 2011.12 GAME BY GAME

Oct. 6	vs PIT	0-0	0/0	25:04
Oct. 10	@ CBJ	0-1	1/1	22:48
Oct. 12	@ PHI	0-0	3/0	23:25
Oct. 13	@ DET	0-0	1/-1	20:52
Oct. 15	@ EDM	0-0	0/1	22:03
Oct. 18	vs NYR	0-0	1/-3	20:15
Oct. 20	vs NSH	0-0	1/1	19:07
Oct. 22	vs MIN	0-0	2/0	24:39
Oct. 25	@ EDM	0-0	2/-1	20:44
Oct. 26	vs STL	0-0	4/-2	20:37
Oct. 29	vs WSH	0-2	1/2	24:03
Nov. 1	@ CGY	0-0	1/2	20:54
Nov. 3	@ MIN	1-0	1/-1	23:12
Nov. 4	@ STL	0-1	2/-2	22:18
Nov. 6	@ CHI	1-1	5/1	22:00
Nov. 10	@ LA	0-1	2/-1	24:32
Nov. 11	@ ANA	0-1	2/0	23:38
Nov. 13	vs NYI	0-0	2/1	21:13
Nov. 16	vs CHI	0-0	4/0	24:53
Nov. 20	vs OTT	0-1	1/1	23:26
Nov. 23	@ COL	0-1	1/3	25:27
Nov. 25	@ PHX	0-0	5/1	24:23
Nov. 26	@ SJ	0-1	3/-1	23:33
Nov. 29	vs CBJ	0-1	2/2	14:00
Dec. 1	vs NSH	0-1	1/0	25:04
Dec. 4	vs CGY	0-0	1/2	22:44
Dec. 6	vs COL	0-1	3/3	23:42
Dec. 8	@ MTL	0-0	0/-1	26:49
Dec. 10	@ OTT	0-0	0/1	22:13
Dec. 13	@ CBJ	0-0	2/1	25:17
Dec. 15	@ CAR	0-0	4/0	25:56
Dec. 17	@ TOR	0-1	4/2	23:51
Dec. 19	vs MIN	0-0	3/0	24:09
Dec. 21	vs DET	0-0	1/0	25:30
Dec. 23	vs CGY	1-0	2/0	25:22
Dec. 26	vs EDM	0-0	1/2	22:42
Dec. 28	@ SJ	0-0	2/-1	24:29
Dec. 29	@ ANA	0-0	1/1	22:30
Dec. 31	@ LA	0-0	1/-2	22:05
Jan. 2	vs SJ	0-1	1/0	21:37
Jan. 4	vs MIN	0-1	0/1	21:30
Jan. 7	@ BOS	0-1	0/-1	24:55
Jan. 9	@ FLA	0-0	1/0	23:54
Jan. 10	@ TB	0-1	2/0	25:55
Jan. 12	@ STL	0-0	1/0	25:12
Jan. 15	vs ANA	0-1	1/-1	22:47
Jan. 17	vs LA	0-0	2/0	24:13
Jan. 21	vs SJ	0-0	1/-1	24:08
Jan. 24	vs EDM	0-1	0/2	25:15
Jan. 31	vs CHI	0-1	1/1	23:11
Feb. 3	vs DET	0-0	3/-1	26:09
Feb. 4	@ COL	0-0	4/-1	24:50
Feb. 7	@ NSH	0-1	2/-1	24:40
Feb. 9	@ MIN	0-0	3/2	21:32
Feb. 11	@ CGY	0-1	2/1	28:11
Feb. 13	vs PHX	0-0	4/0	26:12
Feb. 15	vs COL	0-0	1/2	20:34
Feb. 18	vs TOR	0-0	2/2	21:22
Feb. 19	@ EDM	0-0	1/3	20:31
Feb. 21	@ NSH	0-0	4/0	22:46
Feb. 23	@ DET	0-0	0/-1	23:15
Feb. 24	@ NJ	0-1	1/0	23:19
Feb. 26	@ DAL	0-1	0/0	21:47
Feb. 28	@ PHX	0-0	3/0	23:21
Mar. 1	vs STL	0-1	1/2	22:45
Mar. 3	vs BUF	0-1	2/0	22:18
Mar. 6	vs DAL	0-0	0/-1	24:27
Mar. 8	vs WPG	0-0	1/0	24:49
Mar. 10	vs MTL	0-0	0/0	23:59
Mar. 14	vs PHX	1-0	1/1	21:29
Mar. 17	vs CBJ	0-1	3/1	19:51
Mar. 19	@ MIN	0-0	4/-1	23:29
Mar. 21	@ CHI	0-0	1/1	23:55
Mar. 22	@ DAL	0-1	3/1	22:48
Mar. 24	@ COL	0-0	2/0	26:30
Mar. 26	vs LA	0-0	1/0	21:43
Mar. 28	vs COL	0-0	1/1	23:51
Mar. 30	vs DAL	0-0	1/1	22:11
Mar. 31	vs CGY	0-0	1/0	24:54
Apr. 3	vs ANA	0-2	1/2	25:44
Apr. 5	@ CGY	0-1	2/1	24:57
Apr. 7	vs EDM	0-0	2/1	21:26

#36

JANNIK  
HANSEN

(YAH-nihk HAHN-suhn)

## CAREER STATS

MOST GOALS IN A GAME **2**

THREE TIMES – LATEST DEC. 6/11 vs COL

MOST ASSISTS IN A GAME **2**

SIX TIMES – LATEST DEC. 21/11 vs DET

MOST POINTS IN A GAME **2**

13 TIMES – LATEST DEC. 21/11 vs DET; 0-2-2

HAT TRICKS **0**GAME-WINNING GOALS **7**

LATEST FEB. 15/12 vs COL

POWER PLAY GOALS **0**SHORTHANDED GOALS **2**

LATEST JAN. 10/12 at TB

OVERTIME POINTS **0-3-3**SHOOTOUT RECORD **0/0**

0 GDG

PENALTY SHOT RECORD **0/0**

## REGULAR SEASON

## PLAYOFFS

## HANSEN vs NHL

SEASON	CLUB	LEA	GP	G	A	PTS	PIM
2003.04	Rodovre	DEN	35	12	7	19	48
2004.05	Rodovre	DEN	32	17	17	34	40
2005.06	Portland	WHL	64	24	40	64	67
2006.07	Vancouver	NHL	–	–	–	–	–
	Manitoba	AHL	72	12	22	34	38
2007.08	Vancouver	NHL	5	0	0	0	2
	Manitoba	AHL	50	21	22	43	22
2008.09	Vancouver	NHL	55	6	15	21	37
	Manitoba	AHL	2	1	0	1	2
2009.10	Vancouver	NHL	47	9	6	15	18
2010.11	Vancouver	NHL	82	9	20	29	32
2011.12	Vancouver	NHL	82	16	23	39	34
VANCOUVER/NHL TOTALS			271	40	64	104	123

GP	G	A	PTS	PIM
–	–	–	–	–
5	3	1	4	24
12	7	6	13	16
10	0	1	1	4
6	0	0	0	2
–	–	–	–	–
6	2	2	4	0
2	0	0	0	0
–	–	–	–	–
12	1	2	3	4
25	3	6	9	18
5	1	0	1	14
54	5	9	14	40

TEAM	GP	G	A	PTS	PIM
Anaheim	13	3	6	9	8
Boston	3	0	0	0	4
Buffalo	3	0	0	0	0
Calgary	21	2	6	8	12
Carolina	4	1	0	1	4
Chicago	13	3	3	6	4
Colorado	22	5	5	10	4
Columbus	12	0	3	3	6
Dallas	10	0	5	5	4
Detroit	14	2	2	4	2
Edmonton	21	3	4	7	12
Florida	4	1	0	1	0
Los Angeles	12	1	3	4	10
Minnesota	18	3	6	9	8
Montreal	5	0	2	2	0
Nashville	16	2	1	3	8
New Jersey	3	1	0	1	0
NY Islanders	4	0	0	0	0
NY Rangers	3	0	2	2	0
Ottawa	7	0	2	2	0
Philadelphia	4	1	0	1	2
Phoenix	12	1	1	2	8
Pittsburgh	4	1	1	2	17
St. Louis	12	4	1	5	4
San Jose	15	3	3	6	0
Tampa Bay	3	1	0	1	0
Toronto	5	2	3	5	4
Washington	4	0	4	4	0
Winnipeg	4	0	1	1	2

Totals 271 40 64 104 123

## NHL FIRSTS

**First Game:** Apr. 13/07 vs DAL  
**First Goal:** Oct. 16/08 at DET  
**First Assist:** Apr. 15/07 at DAL

## STREAKS

**Goals:** 3 games Dec. 1-6/11: 4 goals  
**Points:** 5 games Dec. 1-10/11: 4-2-6

## HONOURS

Fred J. Hume Award (Canucks Unsung Hero): 2011

## ACQUIRED

Vancouver's seventh choice, 287th overall in the 2004 NHL Entry Draft.

## PERSONAL

Hansen is the first Danish citizen to play and register a point in an NHL playoff game...His father, Bent, is a former member of the Danish national hockey team...Jannik is a soccer fan and roots for the Danish national team.

## CAREER HIGHLIGHTS

**2011.12:** Established new career season highs in goals (16), assists (23) and points (39)...Averaged 14:53 TOI per game...Collected one shorthanded goal and averaged 2:08 TOI per game shorthanded...Established a three-game scoring streak (1-2-3), Apr. 3-7...Notched a game-winning goal and two assists in a three-game scoring streak, Feb. 15-19...Collected four points (2-2-4) in a three game scoring streak, Dec. 17-21...Established a career best five-game scoring streak, registering six points (4-2-6), Dec. 1-10...Collected one goal in five playoff games. **2010.11:** Led all Canucks with 149 hits during his fourth NHL season...Recorded 29 points (19-20-29) and 32 penalty minutes in 82 games played...Set a career high in games played (82) assists (20), points (29) and plus/minus (+13)...Registered four multi-point games and tied a career high for most assists in a game (2) three times...Notched two game-winning goals (Dec. 18 and Feb. 15)...Collected two assists, tying a career high for most assists in a game, Jan. 14 at WSH...Collected nine points (3-6-9) and registered 39 hits in 25 playoff games. **2009.10:** Recorded 15 points (9-6-15) in 47 games played...Played his 100th career NHL game, Mar. 27 at SJ...Logged a season-high 18:29 of ice time, Mar. 16 vs NYL...Scored game-winning goals in consecutive games, Mar. 7 at NSH and Mar. 9 at COL...Scored first career shorthanded goal, Feb. 11 at FLA...Tied a career high for most points in a game (1-1-2), Nov. 14 at COL...Missed 19 games due to a hand injury, Oct. 1-Nov. 10. **2008.09:** Finished the season with 21 points (6-15-21) and 37 penalty minutes in 55 games with the Canucks...Tied for 25th in points (21) among all rookies in the NHL...Recorded four multi-point games...Registered his first career game-winning goal, Feb. 10/09 at STL...Recorded his first two-goal game Oct. 25/08 vs EDM...Scored his first career goal, Oct. 16/08 at DET...Recorded his first career point (an assist), Oct. 11/08 at CGY. **2007.08:** Appeared in six playoff games for the Manitoba Moose recording four points (2-2-4). **2006.07:** Made his NHL debut during playoffs against Dallas appearing in 10 games recording one point (0-1-1) and four penalty minutes. **2005.06:** Recorded 13 points (7-6-13) in 12 playoff games for Portland of the WHL...Represented Denmark in the 2004, 2006 and 2008 World Championships appearing in a total of 16 games recording six points (4-2-6) and eight penalty minutes.

## INTERNATIONAL

World Championships: 2012, 2008, 2006, 2005

World Junior Championships: 2006 (Div I), 2005 (Div I), 2004 (Div I)

## NHL MILESTONES

**100th NHL Game:** Mar. 27/10 at SJ

**200th NHL Game:** Oct. 29/11 vs WSH

**100th NHL Point:** Mar. 24/12 at COL

## 2011.12 GAME BY GAME

Oct. 6	vs PIT	0-0	1/0	15:06
Oct. 10	@ CBJ	0-1	1/-1	11:34
Oct. 12	@ PHI	0-0	1/-1	13:48
Oct. 13	@ DET	0-0	0/0	16:42
Oct. 15	@ EDM	0-0	1/-1	16:31
Oct. 18	vs NYR	0-0	2/-1	10:56
Oct. 20	vs NSH	0-0	2/-1	15:38
Oct. 22	vs MIN	1-0	1/1	18:43
Oct. 25	@ EDM	0-0	1/0	14:38
Oct. 26	vs STL	0-0	0/-1	13:51
Oct. 29	vs WSH	0-1	1/0	12:26
Nov. 1	@ CGY	0-1	0/1	14:52
Nov. 3	@ MIN	0-0	1/-3	14:18
Nov. 4	@ STL	0-0	2/-1	17:04
Nov. 6	@ CHI	1-0	4/1	13:26
Nov. 10	@ LA	0-0	1/1	15:00
Nov. 11	@ ANA	2-0	5/2	16:25
Nov. 13	vs NYI	0-0	3/0	13:44
Nov. 16	vs CHI	1-0	3/1	19:49
Nov. 20	vs OTT	0-0	0/0	14:30
Nov. 23	@ COL	0-1	1/1	13:02
Nov. 25	@ PHX	0-0	0/0	14:23
Nov. 26	@ SJ	0-1	0/0	15:16
Nov. 29	vs CBJ	0-0	2/0	13:01
Dec. 1	vs NSH	1-0	2/-1	10:53
Dec. 4	vs CGY	1-0	4/0	11:58
Dec. 6	vs COL	2-0	3/2	16:02
Dec. 8	@ MTL	0-1	2/1	19:00
Dec. 10	@ OTT	0-1	1/0	15:15
Dec. 13	@ CBJ	0-0	1/0	15:29
Dec. 15	@ CAR	0-0	2/0	19:49
Dec. 17	@ TOR	1-0	2/1	15:17
Dec. 19	vs MIN	1-0	5/1	14:06
Dec. 21	vs DET	0-2	2/2	13:22
Dec. 23	vs CGY	0-0	0/0	13:08
Dec. 26	vs EDM	0-1	0/1	12:27
Dec. 28	@ SJ	0-1	2/0	19:08
Dec. 29	@ ANA	0-0	3/1	17:30
Dec. 31	@ LA	0-0	1/-1	16:36
Jan. 2	vs SJ	1-0	1/1	14:14
Jan. 4	vs MIN	0-0	2/0	13:16
Jan. 7	@ BOS	0-0	1/0	12:16
Jan. 9	@ FLA	0-0	2/0	17:35
Jan. 10	@ TB	1-0	3/1	16:10
Jan. 12	@ STL	0-0	0/0	17:08
Jan. 15	vs ANA	0-0	1/0	12:52
Jan. 17	vs LA	0-1	3/0	13:36
Jan. 21	vs SJ	0-0	1/2	14:07
Jan. 24	vs EDM	0-0	1/0	14:23
Jan. 31	vs CHI	0-1	0/1	11:51
Feb. 2	vs DET	0-0	1/0	17:05
Feb. 4	@ COL	0-0	1/0	8:04
Feb. 7	@ NSH	0-0	1/0	16:30
Feb. 9	@ MIN	0-1	2/0	15:26
Feb. 11	@ CGY	0-0	3/0	13:01
Feb. 13	vs PHX	0-0	2/0	13:10
Feb. 15	vs COL	1-0 (W)	4/0	14:38
Feb. 18	vs TOR	0-1	1/1	15:04
Feb. 19	@ EDM	0-1	2/1	14:31
Feb. 21	@ NSH	0-0	2/0	13:44
Feb. 23	@ DET	0-0	4/-2	14:30
Feb. 24	@ NJ	0-0	0/0	19:04
Feb. 26	@ DAL	0-0	1/0	17:20
Feb. 28	@ PHX	0-0	3/0	14:32
Mar. 1	vs STL	0-0	2/0	15:56
Mar. 3	vs BUF	0-0	1/-1	14:23
Mar. 6	vs DAL	0-1	3/1	15:23
Mar. 8	vs WPG	0-1	1/1	16:10
Mar. 10	vs MTL	0-0	4/-1	13:34
Mar. 14	vs PHX	0-1	2/1	13:53
Mar. 17	vs CBJ	0-0	0/0	13:55
Mar. 19	@ MIN	0-0	0/0	12:56
Mar. 21	@ CHI	1-0	3/0	17:39
Mar. 22	@ DAL	0-0	2/0	15:48
Mar. 24	@ COL	0-1	1/2	16:08
Mar. 26	vs LA	0-0	1/1	15:48
Mar. 28	vs COL	0-0	0/0	15:34
Mar. 30	vs DAL	0-1	2/1	15:34
Mar. 31	vs CGY	0-0	0/0	16:58
Apr. 3	vs ANA	0-1	5/1	15:13
Apr. 5	@ CGY	1-0	4/0	13:35
Apr. 7	vs EDM	0-1	1/1	14:37

#20

## CHRIS HIGGINS

(KRIHS HIH-gihns)

## CAREER STATS

MOST GOALS IN A GAME 3

NOV. 11/08 vs OTT

MOST ASSISTS IN A GAME 3

MAR. 22/07 at BOS

MOST POINTS IN A GAME 4

MAR. 22/07 at BOS: 1-3-4

HAT TRICKS 1

Nov. 11/08 vs OTT

GAME-WINNING GOALS 17

LATEST MAR. 28/12 vs COL

POWER PLAY GOALS 31

LATEST OCT. 29/11 vs WSH

SHORTHANDED GOALS 9

LATEST MAR. 28/12 vs COL

OVERTIME POINTS 3-1-4

SHOOTOUT RECORD 1/10

0 GDG

PENALTY SHOT RECORD 0/2

LATEST APR. 6/09 vs OTT, no goal (Auld)



## REGULAR SEASON

## PLAYOFFS

## HIGGINS vs NHL

SEASON	CLUB	LEA	GP	G	A	PTS	PIM	GP	G	A	PTS	PIM	TEAM	GP	G	A	PTS	PIM
2001.02	Yale University	NCAA	27	14	17	31	32	-	-	-	-	-	Anaheim	9	1	2	3	0
2002.03	Yale University	NCAA	28	20	21	41	41	-	-	-	-	-	Boston	34	6	9	15	12
2003.04	Montreal	NHL	2	0	0	0	0	-	-	-	-	-	Buffalo	31	12	6	18	10
	Hamilton	AHL	67	21	27	48	18	10	3	2	5	0	Calgary	13	2	5	7	6
2004.05	Hamilton	AHL	76	28	23	51	33	4	3	3	6	4	Carolina	23	3	3	6	14
2005.06	Montreal	NHL	80	23	15	38	26	6	1	3	4	0	Chicago	8	3	1	4	8
2006.07	Montreal	NHL	61	22	16	38	26	-	-	-	-	-	Colorado	9	4	3	7	0
2007.08	Montreal	NHL	82	27	25	52	22	12	3	2	5	2	Columbus	9	3	8	11	6
2008.09	Montreal	NHL	57	12	11	23	22	4	2	0	2	2	Dallas	10	3	4	7	4
2009.10	NY Rangers	NHL	55	6	8	14	32	-	-	-	-	-	Detroit	10	4	1	5	2
	Calgary	NHL	12	2	1	3	0	-	-	-	-	-	Edmonton	13	3	5	8	2
2010.11	Vancouver	NHL	14	2	3	5	6	25	4	4	8	2	Florida	16	2	4	6	2
	Florida	NHL	48	11	12	23	10	-	-	-	-	-	Los Angeles	8	1	0	1	2
2011.12	Vancouver	NHL	71	18	26	44	16	5	0	0	0	2	Minnesota	12	1	1	2	4
VANCOUVER TOTALS			85	20	29	49	22	30	4	4	8	4	Montreal	7	0	3	3	4
NHL TOTALS			482	123	117	240	160	52	10	9	19	8	Nashville	5	2	1	3	0
													New Jersey	19	5	5	10	4
													NY Islanders	23	8	5	13	4
													NY Rangers	18	2	3	5	6
													Ottawa	37	14	4	18	20
													Philadelphia	20	7	1	8	6
													Phoenix	8	0	4	4	0
													Pittsburgh	22	6	4	10	0
													St. Louis	9	2	1	3	2
													San Jose	9	2	3	5	2
													Tampa Bay	19	6	4	10	4
													Toronto	34	9	15	24	12
													Vancouver	6	1	2	3	4
													Washington	18	7	2	9	10
													Winnipeg	23	4	8	12	10

Totals 482 123 117 240 160

## NHL FIRSTS

**First Game:** Oct. 11/03 at TOR  
**First Goal:** Oct. 6/05 at NYR  
**First Assist:** Oct. 8/05 at TOR

## STREAKS

**Goals:** 4 games Apr. 4-10/06: 4 goals  
**Assists:** 5 games Mar. 6-17/12: 5 assists  
**Points:** 5 games Four times (latest Mar. 6-17/12: 1-5-6)

## HONOURS

Fred J. Hume Award "Unsung Hero": 2012  
 Hamilton Bulldogs Player of the Year: 2005  
 Eastern Collegiate Athletic Conference (ECAC) Co-Player of the Year: 2003  
 NCAA First Team All-American: 2003  
 Hobey Baker Award Finalist: 2003  
 ECAC Rookie of the Year: 2002

## ACQUIRED

Acquired by Vancouver from Florida in exchange for Evan Oberg and a 2013 third round draft selection February 28, 2011.

## PERSONAL

Attended Yale University with an academic focus in Political Science...In addition to hockey, played soccer growing up...Names Patrick Roy as his favourite player...Enjoys watching movies...Is one of five siblings...His father, Robert, is a New York City firefighter and his younger brother is a New York City Police Officer.

## CAREER HIGHLIGHTS

**2011.12:** Established a career high for most assists in a season (26)...Ranked first on the Canucks for most takeaways (50)...Missed 11 games due to injury/illness...Won the Mike's Cup Three Stars for the month of March...Recorded six points (1-5-6) in five straight games, Mar. 6-17...Established a three-game scoring streak (1-3-4), Dec. 13-17...Collected six points, including a game-winning goal, over the span of four straight games, Nov. 26-Dec. 4...Won the Mike's Cup Three Stars for the month of October. **2010.11:** Split the season between the Vancouver Canucks and Florida Panthers, collecting a total of 28 points (13-15-28) in 62 games...Set a personal season high for best plus/minus (+5)...Recorded five multi-point games...Set a season high for most points in a game (2-1-3), Mar. 27 at CBJ...Debuted with the Canucks, Mar. 10 at SJ...Established a four-game scoring streak (3-2-5), Dec. 31-Jan. 5...Played in 25 playoff games and collected a career high eight points (4-4-8)...Notched two series-opening goals which were also game-winners during the playoffs...Ranked third among Canucks forwards in hits with 70 during the postseason. **2009.10:** Completed his sixth NHL season, playing in 55 games for the New York Rangers before being traded to Calgary...Totalled 17 points (8-9-17) in 67 games...Was traded to Calgary on Feb. 2, 2010...Had season high three-game point streak from Dec. 5-9 (1-2-3)...Scored game-winning goal for Rangers Jan. 4 vs BOS. **2008.09:** Tied for second on the team with two shorthanded goals and sixth with 151 shots...Led the Canadiens in goals (five) and shots (40) during the month of November...Tallied his first career hat trick on Nov. 11 vs OTT...Recorded a season-high four-game scoring streak from Nov. 1-11, registering six points (4-2-6) over the span...Tied for the team lead in playoff goals (two) and tied for third in playoff points (two) in four postseason contests. **2007.08:** Established career highs in games played (82), goals (27), assists (25), points (52), power play goals (12), game-winning goals (five) and shots (241)...Led Montreal in shots, tied for second in power play goals and game-winning goals and ranked third in goals...Led Montreal with 241 shots...Was one of three Montreal players to skate in all 82 regular season games...Surpassed the 20 goal mark for the third consecutive season. **2006.07:** Led Montreal in shorthanded goals (three) and goals scored on the road (13)...Ranked third on Montreal in goals (22)...Recorded three multi-goal games...Registered four points (1-3-4) on Mar. 22 at Boston. **2005.06:** Led Montreal in shorthanded goals (three) and shooting percentage (15.5%)...**2004.05:** Led Hamilton (AHL) in shorthanded goals (four) and goals scored on the road (13)...Was named the Hamilton Bulldogs Player of the Year...Also led the Bulldogs with three playoff goals. **2003.04:** Made NHL debut Oct. 11 at TOR...Tied for Hamilton team lead in playoff goals (three)...Scored 21 goals and 48 points in 67 games in first pro season with Hamilton. **2002.03:** Named Eastern Collegiate Athletic Conference (ECAC) Co-Player of the Year...Earned NCAA First Team All-American honors...Was a finalist for the Hobey Baker Award, given to the top player in college hockey...Led Yale in goals (20) and points (41) and finished second on the team in assists (21). **2001.02:** Selected as ECAC Rookie of the Year.

## INTERNATIONAL

World Championships: 2009  
 World Juniors Championships: 2003, 2002

## NHL MILESTONES

**100th NHL Game:** Dec. 27/06 at WSH  
**400th NHL Game:** Mar. 14/11 vs MIN

**100th NHL Goal:** Jan. 5/11 vs ATL

**100th NHL Assist:** Dec. 4/11 vs CGY

**100th NHL Point:** Dec. 20/07 vs WSH

**200th NHL Point:** Oct. 15/11 at EDM

## 2011.12 GAME BY GAME

Oct. 6	vs PIT	0-0	3/0	16:22
Oct. 10	@ CBJ	1-0	1/-1	14:18
Oct. 12	@ PHI	1-0	1/0	14:40
Oct. 13	@ DET	0-0	4/0	16:31
Oct. 15	@ EDM	0-2	2/1	15:16
Oct. 18	vs NYR	0-0	3/-1	18:42
Oct. 20	vs NSH	1-0	1/1	14:15
Oct. 22	vs MIN	0-0	4/0	17:32
Oct. 25	@ EDM	0-0	3/0	17:32
Oct. 26	vs STL	0-0	1/-2	14:50
Oct. 29	vs WSH	2-0	3/1	14:14
Nov. 1	@ CGY	1-0	2/1	15:29
Nov. 3	@ MIN	0-0	1/-2	15:49
Nov. 4	@ STL	0-0	2/1	17:37
Nov. 6	@ CHI	0-1	2/0	14:53
Nov. 10	@ LA	0-0	3/0	17:18
Nov. 11	@ ANA	0-0	3/-2	18:08
Nov. 13	vs NYI	0-1	2/0	14:18
Nov. 16	vs CHI	0-0	4/-2	15:14
Nov. 20	vs OTT	1-0 (W)	4/0	17:22
Nov. 23	@ COL	0-0	0/1	16:19
Nov. 25	@ PHX	0-0	5/2	14:25
Nov. 26	@ SJ	0-1	4/0	17:34
Nov. 29	vs CBJ	0-1	1/2	15:53
Dec. 1	vs NSH	0-1	1/0	18:03
Dec. 4	vs CGY	1-2 (W)	2/2	15:54
Dec. 6	vs COL	INJ		
Dec. 8	@ MTL	INJ		
Dec. 10	@ OTT	0-0	1/0	14:16
Dec. 13	@ CBJ	0-1	3/1	18:14
Dec. 15	@ CAR	0-1	3/0	16:00
Dec. 17	@ TOR	1-1	1/2	16:26
Dec. 19	vs MIN	0-0	3/0	19:34
Dec. 21	vs DET	1-0	2/1	16:13
Dec. 23	vs CGY	0-0	2/0	18:03
Dec. 26	vs EDM	0-1	2/1	18:06
Dec. 28	@ SJ	INJ		
Dec. 29	@ ANA	INJ		
Dec. 31	@ LA	INJ		
Jan. 2	vs SJ	0-0		16:25
Jan. 4	vs MIN	0-0	1/1	16:30
Jan. 7	@ BOS	0-0	1/-1	17:54
Jan. 9	@ FLA	0-0	1/0	14:03
Jan. 10	@ TB	0-0	2/0	20:12
Jan. 12	@ STL	0-0	2/0	13:57
Jan. 15	vs ANA	0-1	2/-1	17:04
Jan. 17	vs LA	0-1	1/-1	17:44
Jan. 21	vs SJ	0-1	2/0	17:39
Jan. 24	vs EDM	0-1	3/1	16:57
Jan. 31	vs CHI	0-0	5/0	17:41
Feb. 2	vs DET	INJ		
Feb. 4	@ COL	INJ		
Feb. 7	@ NSH	INJ		
Feb. 9	@ MIN	INJ		
Feb. 11	@ CGY	INJ		
Feb. 13	vs PHX	INJ		
Feb. 15	vs COL	0-2	2/1	12:16
Feb. 18	vs TOR	0-0	1/0	15:06
Feb. 19	@ EDM	1-0	4/1	14:48
Feb. 21	@ NSH	0-0	2/0	13:05
Feb. 23	@ DET	0-0	1/-2	13:54
Feb. 24	@ NJ	0-0	1/1	18:57
Feb. 26	@ DAL	0-2	1/1	18:03
Feb. 28	@ PHX	0-0	1/0	13:08
Mar. 1	vs STL	1-0	3/1	12:29
Mar. 3	vs BUF	0-0	2/-2	13:01
Mar. 6	vs DAL	1-1	2/0	14:53
Mar. 8	vs WPG	0-1	7/0	18:29
Mar. 10	vs MTL	0-1	2/-1	17:11
Mar. 14	vs PHX	0-1	3/-1	18:06
Mar. 17	vs CBJ	0-1	5/0	17:26
Mar. 19	@ MIN	0-0	2/0	17:34
Mar. 21	@ CHI	0-0	1/0	16:44
Mar. 22	@ DAL	0-0	1/0	17:40
Mar. 24	@ COL	2-0 (W)	2/2	17:40
Mar. 26	vs LA	0-0	4/0	15:51
Mar. 28	vs COL	1-0 (W)	3/1	15:41
Mar. 30	vs DAL	1-0	3/1	16:31
Mar. 31	vs CGY	0-0	6/0	17:16
Apr. 3	vs ANA	1-0	2/1	19:44
Apr. 5	@ CGY	0-1	2/0	15:15
Apr. 7	vs EDM	0-0	2/1	16:30



#9

## ZACK KASSIAN

(ZAK KA-see-uhn)

## CAREER STATS

MOST GOALS IN A GAME 1

FOUR TIMES – LATEST MAR. 3/12 vs BUF

MOST ASSISTS IN A GAME 1

SIX TIMES – LATEST MAR. 30/12 vs DAL

MOST POINTS IN A GAME 2

TWICE – LATEST MAR. 3/12 vs BUF: 1-1-2

HAT TRICKS 0

GAME-WINNING GOALS 0

POWER PLAY GOALS 0

SHORTHANDED GOALS 0

OVERTIME POINTS 0-0-0

SHOOTOUT RECORD 0/0

0 GDG

PENALTY SHOT RECORD 0/1

MAR. 6/12 vs DAL, no goal (Bachman)



## REGULAR SEASON

## PLAYOFFS

## KASSIAN vs NHL

SEASON	CLUB	LEA	GP	G	A	PTS	PIM	GP	G	A	PTS	PIM
2007.08	Peterborough	OHL	58	9	12	21	74	5	1	0	1	2
2008.09	Peterborough	OHL	61	24	39	63	136	4	0	2	2	8
2009.10	Windsor	OHL	5	4	0	4	23	19	7	9	16	3
	Peterborough	OHL	33	8	19	27	58	–	–	–	–	–
2010.11	Portland	AHL	–	–	–	–	–	3	0	0	0	2
	Windsor	OHL	56	26	51	77	67	16	6	10	16	37
2011.12	Vancouver	NHL	17	1	2	3	31	4	0	0	0	2
	Buffalo	NHL	27	3	4	7	20	–	–	–	–	–
	Rochester	AHL	30	15	11	26	31	–	–	–	–	–
VANCOUVER TOTALS			17	1	2	3	31	4	0	0	0	2
NHL TOTALS			44	4	6	10	51	4	0	0	0	2

TEAM	GP	G	A	PTS	PIM
Anaheim	1	0	0	0	0
Boston	1	0	0	0	0
Buffalo	1	1	1	2	0
Calgary	1	0	0	0	0
Carolina	1	0	0	0	0
Chicago	1	0	0	0	12
Colorado	2	0	0	0	0
Columbus	2	0	1	1	0
Dallas	3	0	1	1	2
Detroit	1	0	0	0	0
Edmonton	1	0	0	0	0
Florida	1	0	0	0	0
Los Angeles	1	0	0	0	0
Minnesota	1	0	0	0	0
Montreal	2	0	0	0	15
Nashville	1	1	0	1	0
New Jersey	2	0	0	0	2
NY Islanders	2	0	0	0	7
NY Rangers	3	0	0	0	2
Ottawa	2	0	0	0	0
Philadelphia	2	1	1	2	5
Phoenix	2	0	0	0	2
Pittsburgh	2	0	1	1	0
St. Louis	1	0	0	0	0
Tampa Bay	1	0	0	0	2
Toronto	2	0	1	1	0
Washington	3	1	0	1	2
Winnipeg	1	0	0	0	0
Totals	44	4	6	10	51

## NHL FIRSTS

**First Game:** Nov. 25/11 at CBJ  
**First Goal:** Nov. 26/11 vs WSH  
**First Assist:** Nov. 25/11 at CBJ

## ACQUIRED

Acquired by Vancouver from Buffalo in exchange for Cody Hodgson, February 27, 2012.

## PERSONAL

Lists his favourite hockey memory as winning the Memorial Cup as a member of the Windsor Spitfires (CHL)...Enjoyed playing a number of sports while growing up, including basketball, volleyball, soccer and track and field...Names Cam Neely and Todd Bertuzzi as his hockey idols growing up...Spends his off-season in Windsor, Ontario.

## CAREER HIGHLIGHTS

**2011.12:** Appeared in 44 games, collecting 10 points (4-6-10) and 51 penalty minutes...Split the season with Vancouver (1-2-3 in 17 games played) and the Buffalo Sabres (3-4-7 in 27 games played)...Recorded 79 hits...Registered first multi-point game with Vancouver, collecting two points (1-1-2) and adding seven hits, Mar. 3 vs BUF...Made his Canucks debut, registering five hits in 12:27 TOI, Feb. 28 at PHX...Acquired by Vancouver from Buffalo Feb. 27...Recorded his first multi-point game, collecting a goal and an assist, Dec. 7 vs PHI...Notched his first NHL goal, Nov. 26 vs WSH...Collected his first NHL point, an assist, in his NHL debut, Nov. 25 at CBJ...Collected 26 points (15-11-26) and 31 PIMs in 30 games played with the Rochester Americans (AHL)...Made his NHL playoff debut, playing four games. **2010.11:** Appeared in first career AHL game in Game 3 of the Atlantic Division Finals at Binghamton, Apr. 30...Represented Canada at the 2011 IIHF World Junior Hockey Championships held in Buffalo, NY; compiled three points (2-1) and 27 penalty minutes in five games. **2009.10:** Recorded 27 points in 33 regular season games for Peterborough before being traded to Windsor...Helped Windsor reach the 2010 Memorial Cup with 16 points (7-9) in 19 playoff games. **2008.09:** Participated in the Canadian Hockey League Top Prospects Game...Represented Peterborough at the 2009 OHL All-Star Classic. **2007.08:** Netted first OHL goal vs Erie, Oct. 11...Collected two assists in his OHL debut vs Sudbury, Sept. 20.

## 2011.12 GAME BY GAME

Oct. 7	vs ANA	MIN		
Oct. 8	vs LA	MIN		
Oct. 14	vs CAR	MIN		
Oct. 15	@ PIT	MIN		
Oct. 18	@ MTL	MIN		
Oct. 20	@ FLA	MIN		
Oct. 22	@ TB	MIN		
Oct. 25	vs TB	MIN		
Oct. 27	vs CBJ	MIN		
Oct. 29	vs FLA	MIN		
Nov. 4	vs PHI	MIN		
Nov. 4	vs CGY	MIN		
Nov. 5	@ OTT	MIN		
Nov. 8	vs WPG	MIN		
Nov. 11	vs OTT	MIN		
Nov. 12	@ BOS	MIN		
Nov. 14	@ MTL	MIN		
Nov. 16	vs NJ	MIN		
Nov. 18	@ CAR	MIN		
Nov. 19	vs PHX	MIN		
Nov. 23	vs BOS	MIN		
Nov. 25	@ CBJ	0-1	0/1	11:43
Nov. 26	vs WSH	1-0	3/1	11:35
Nov. 29	vs NYI	0-0	0/1	9:34
Dec. 2	vs DET	0-0	0/1	13:20
Dec. 3	@ NSH	1-0	1/2	11:00
Dec. 7	vs PHI	1-1	3/1	15:36
Dec. 9	vs FLA	0-0	1/0	14:19
Dec. 10	vs NYR	0-0	0/1	14:13
Dec. 13	vs OTT	0-0	4/-1	12:52
Dec. 16	vs TOR	0-1	0/1	16:07
Dec. 17	@ PIT	0-0	0/0	13:56
Dec. 20	@ OTT	0-0	1/-1	16:07
Dec. 22	@ TOR	0-0	2/0	13:50
Dec. 26	vs WSH	0-0	0/2	11:10
Dec. 28	@ NJ	0-0	5/0	12:19
Dec. 30	@ WSH	0-0	3/-2	16:18
Dec. 31	vs OTT	DND		
Jan. 3	vs EDM	0-0	3/0	11:25
Jan. 6	@ CAR	0-0	2/0	6:53
Jan. 7	vs WPG	MIN		
Jan. 10	@ TOR	MIN		
Jan. 13	vs TOR	MIN		
Jan. 14	@ NYI	MIN		
Jan. 16	@ DET	MIN		
Jan. 18	@ CHI	MIN		
Jan. 19	@ WPG	MIN		
Jan. 21	@ STL	MIN		
Jan. 24	@ NJ	MIN		
Jan. 31	@ MTL	MIN		
Feb. 1	vs NYR	0-0	1/0	15:11
Feb. 4	@ NYI	DND		
Feb. 8	vs BOS	MIN		
Feb. 10	vs DAL	MIN		
Feb. 11	vs TB	0-0	0/0	9:44
Feb. 14	vs NJ	0-0	1/0	7:32
Feb. 16	@ PHI	0-0	3/0	12:58
Feb. 17	vs MTL	0-0	1/-1	10:38
Feb. 19	vs PIT	0-1	1/1	11:35
Feb. 21	vs NYI	0-0	1/0	8:35
Feb. 24	vs BOS	0-0	0/0	8:05
Feb. 25	@ NYR	0-0	0/0	6:17
ACQUIRED FROM BUFFALO				
Feb. 28	@ PHX	0-0	1/0	12:27
Mar. 1	vs STL	0-0	4/0	11:04
Mar. 3	vs BUF	1-1	3/0	10:40
Mar. 6	vs DAL	0-0	0/0	13:55
Mar. 8	vs WPG	0-0	0/-1	6:52
Mar. 10	vs MTL	0-0	0/0	8:06
Mar. 14	vs PHX	0-0	0/-2	9:00
Mar. 17	vs CBJ	0-0	1/0	10:22
Mar. 19	@ MIN	0-0	0/0	7:58
Mar. 21	@ CHI	0-0	2/0	10:17
Mar. 22	@ DAL	0-0	3/2	10:29
Mar. 24	@ COL	0-0	0/0	9:50
Mar. 26	vs LA	0-0	0/0	12:02
Mar. 28	vs COL	0-0	0/0	11:26
Mar. 30	vs DAL	0-1	1/0	10:47
Mar. 31	vs CGY	0-0	3/0	11:54
Apr. 3	vs ANA	0-0	0/0	7:42
Apr. 5	@ CGY	INJ		
Apr. 7	vs EDM	INJ		

#17

# RYAN KESLER

(RIGH-uhn KESS-luhr)

## CAREER STATS

**MOST GOALS IN A GAME** **3**

THREE TIMES – LATEST APR. 7/11 vs MIN

**MOST ASSISTS IN A GAME** **3**

SEVEN TIMES – LATEST DEC. 4/11 vs CGY

**MOST POINTS IN A GAME** **3**

17 TIMES – LATEST DEC. 10/11 at OTT: 2+3

**HAT TRICKS** **3**

LATEST APR. 7/11 vs MIN

**GAME-WINNING GOALS** **19**

LATEST DEC. 10/11 at OTT

**POWER PLAY GOALS** **50**

LATEST MAR. 14/12 vs PHX

**SHORTHANDED GOALS** **9**

LATEST MAR. 8/12 vs WPG

**OVERTIME POINTS** **2-5-7**
**SHOOTOUT RECORD** **10/35**

3 GDG

**PENALTY SHOT RECORD** **0/0**


## REGULAR SEASON

## PLAYOFFS

## KESLER vs NHL

SEASON	CLUB	LEA	GP	G	A	PTS	PIM	GP	G	A	PTS	PIM
2000.01	USA U-18	USDP	26	8	20	28	24	–	–	–	–	–
2001.02	USA U-18	USDP	46	11	33	44	23	–	–	–	–	–
2002.03	Ohio State	NCAA	40	11	20	31	44	–	–	–	–	–
2003.04	Vancouver	NHL	28	2	3	5	16	–	–	–	–	–
	Manitoba	AHL	33	3	8	11	29	–	–	–	–	–
2004.05	Manitoba	AHL	78	30	27	57	105	14	4	5	9	8
2005.06	Vancouver	NHL	82	10	13	23	79	–	–	–	–	–
2006.07	Vancouver	NHL	48	6	10	16	40	1	0	0	0	0
2007.08	Vancouver	NHL	80	21	16	37	79	–	–	–	–	–
2008.09	Vancouver	NHL	82	26	33	59	61	10	2	2	4	14
2009.10	Vancouver	NHL	82	25	50	75	104	12	1	9	10	4
2010.11	Vancouver	NHL	82	41	32	73	66	25	7	12	19	47
2011.12	Vancouver	NHL	77	22	27	49	56	5	0	3	3	6
VANCOUVER/NHL TOTALS			561	153	184	337	501	53	10	26	36	71

TEAM	GP	G	A	PTS	PIM
Anaheim	27	11	6	17	17
Boston	6	2	1	3	6
Buffalo	6	1	2	3	6
Calgary	48	12	18	30	39
Carolina	6	2	3	5	2
Chicago	28	7	6	13	35
Colorado	44	11	13	24	48
Columbus	26	8	12	20	28
Dallas	30	10	5	15	18
Detroit	26	7	13	20	14
Edmonton	45	8	23	31	37
Florida	6	2	1	3	11
Los Angeles	25	6	7	13	20
Minnesota	47	20	7	27	42
Montreal	11	5	7	12	6
Nashville	29	4	5	9	22
New Jersey	7	2	3	5	10
NY Islanders	7	1	1	2	4
NY Rangers	7	1	4	5	12
Ottawa	12	5	4	9	2
Philadelphia	5	3	1	4	2
Phoenix	26	6	11	17	35
Pittsburgh	6	2	0	2	6
St. Louis	26	5	9	14	26
San Jose	25	4	8	12	35
Tampa Bay	6	2	2	4	4
Toronto	11	4	5	9	8
Washington	7	1	5	6	2
Winnipeg	6	1	2	3	4

**Totals** **561 153 184 337 501**

## NHL FIRSTS

**First Game:** Nov. 24/03 at TOR  
**First Goal:** Nov. 29/03 at CGY  
**First Assist:** Nov. 25/03 at MTL

## STREAKS

**Goals:** 5 games Jan. 31-Feb. 9/12: 5 goals  
**Assists:** 5 games Dec. 31/09 – Jan. 9/10: 6 assists  
**Points:** 13 games Feb. 6 – Mar. 14/10: 6-9-15

## HONOURS

Frank J. Selke Trophy: 2011  
 Canucks Most Exciting Player Award: 2011  
 NHL All-Star Game: 2011  
 Cyclone Taylor Trophy (Team MVP): 2009  
 CCHA All-Rookie Team: 2003 (Honourable Mention)

## ACQUIRED

Vancouver's first choice, 23rd overall, in the 2003 NHL Entry Draft.

## PERSONAL

Ryan and wife Andrea live in Vancouver during the season with their daughter Makayla and son Ryker...Lists favourite television show as *Seinfeld*...Enjoys playing golf...Oldest piece of hockey equipment is his shoulder pads, which he has had for eight years...Lists his dad and Mike Modano as his mentors.

## CAREER HIGHLIGHTS

**2011.12:** Ranked third on the team in power play time (3:28) and eighth in shorthanded time (2:00) per game...Moved into 10th in franchise history for power play goals scored (50), surpassing Thomas Gradin, Mar. 14 vs PHX...Had a five-goal scoring streak, Jan. 31-Feb. 9...Amassed seven points in seven straight games (6-1-7), Jan. 21-Feb. 9...Scored in three consecutive games (2-2-4), Dec. 26-29...Collected three points (1-2-3) in three straight games...Tied a career high for most assists in a game (3), Dec. 4 vs CGY...Established a five-game scoring streak, collecting seven points (3-4-7), Nov. 20-29...Tied for second on the team in playoff scoring (0-3-3) in five games. **2010.11:** Set personal season highs in goals (41) and plus/minus (+24)...Tied for fourth in the League in goals (41), fourth in power play goals (15) and tied for 10th in shorthanded goals (3)...Collected three hat tricks this season, tied for third in the League for most hat tricks...Ranked second on the team and tied for sixth in the League in winning face-off percentage (57.4%)...Notched 20+ goals in a season for the fourth consecutive year...Named as an Alternate Captain for the 2011 NHL All-Star Game in his first NHL All-Star Game appearance...Named as an Alternate Captain prior to the season...Ranked third in the League in hits (78) during playoffs...Led all Canucks forwards in average time on ice during the playoffs (22:34)...Finished first overall on the Canucks in face-off winning percentage in the postseason (54.1%) and 13th in the League. **2009.10:** Posted career highs in assists (50), points (75) and penalty minutes (104)...Finished first overall on the Canucks in face-off winning percentage (55.1%) and tied for 12th in the League...Finished first overall on the Canucks and tied for 13th in the NHL in power play goals with 12...Notched 20+ goals in a season for the third consecutive year...Established a 13-game scoring streak, the fifth longest during the season, recording 15 points (6-9-15), Feb. 6-Mar. 14...Won a silver medal and collected two goals in six games with Team USA at the 2010 Winter Olympic Games...Won the Molson Cup for the month of November. **2008.09:** Set career highs for goals (26), power play goals (10), assists (33) and points (59) in a season...Nominated for the Frank J. Selke trophy...Ranked 16th in the League for the best face-off percentage (54.0%)...Recorded multiple three-point games for the first time in his career (Feb. 3 vs CAR, Feb. 7 vs CHI, Mar. 15 vs COL)...Registered eight points (2-6-8) in five consecutive games, Mar. 11-19...Recorded five points (1-4-5) in four consecutive games, Feb. 27-Mar. 7...Tallied 10 points (6-4-10) in four consecutive games, Jan. 31-Feb. 10...Won the Molson Cup for the month of December after being named one of the three stars on four occasions...Tallied six points (2-4-6) in five consecutive games, Oct. 16-25. **2007.08:** Recorded 37 points (21-16-37)...Finished fourth in team scoring (37 PTS) and third in goals (21)...Tied a career high for most penalty minutes (79) in a season...Won a season high 89% of face-offs (16-18), Jan. 19 vs LA...Recorded career high 11th goal, Jan. 10 at SJ...Recorded a point for the fourth consecutive game with a goal, Nov. 23 at STL...Collected his first and second goals of the season, Oct. 21 at CBJ...Had his first multi-point game of the season with two assists, Oct. 19 vs LA. **2006.07:** Made his NHL playoff debut, recording two shots and logging 27:51 of ice time, Apr. 11 vs DAL...Set a career high for most points in a game (1-2-3), Jan. 16 at MTL. **2005.06:** Set career highs in goals (10), assists (13), points (23) and games played (82) and led the team in hits and blocked shots with 136 and 51, respectively...Named first star after extending his point streak to three games with the game-winning goal, Feb. 3 at CGY. **2004.05:** Set career highs in goals (30), assists (27) and points (57) with Manitoba...Played the highest number of games in his professional career (78). **2003.04:** In his first professional season, played 33 games and scored 11 points (3-8-11) for Manitoba (AHL) and 28 games for Vancouver, registering five points (2-3-5).

## INTERNATIONAL

Olympics: 2010 (silver)  
 World Championships: 2006  
 World Junior Championship: 2004 (gold), 2003  
 World Under-18 Championship: 2002 (gold)

## NHL MILESTONES

**100th NHL Game:** Mar. 25/06 vs EDM  
**500th NHL Game:** Nov. 23/11 at COL

**100th NHL Point:** Dec. 22/08 vs ANA  
**300th NHL Point:** Nov. 26/11 at SJ

**100th NHL Goal:** Nov. 24/10 vs COL

**100th NHL Assist:** Jan. 2/10 at DAL

## 2011.12 GAME BY GAME

Oct. 6	vs PIT	INJ		
Oct. 10	@ CBJ	INJ		
Oct. 12	@ PHI	INJ		
Oct. 13	@ DET	INJ		
Oct. 15	@ EDM	INJ		
Oct. 18	vs NYR	0-0	3/0	19:07
Oct. 20	vs NSH	1-0	4/1	18:09
Oct. 22	vs MIN	0-1	1/0	21:56
Oct. 25	@ EDM	0-0	2/0	20:59
Oct. 26	vs STL	0-0	2-2	18:09
Oct. 29	vs WSH	0-2	4/0	16:59
Nov. 1	@ CGY	0-1	2/1	17:35
Nov. 3	@ MIN	0-0	1/0	17:32
Nov. 4	@ STL	1-0	3/1	20:20
Nov. 6	@ CHI	0-0	1/0	19:08
Nov. 10	@ LA	0-1	3/0	20:32
Nov. 11	@ ANA	0-0	4-1	20:25
Nov. 13	vs NYI	0-0	4/0	19:08
Nov. 16	vs CHI	0-0	2-2	17:28
Nov. 20	vs OTT	0-1	2-1	22:08
Nov. 23	@ COL	1-0	4/1	19:21
Nov. 25	@ PHX	1-1	4/2	19:07
Nov. 26	@ SJ	0-1	1/0	20:10
Nov. 29	vs CBJ	1-1	3/2	20:55
Dec. 1	vs NSH	0-0	5/0	18:53
Dec. 4	vs CGY	0-3	1/2	20:54
Dec. 6	vs COL	0-0	1/1	19:57
Dec. 8	@ MTL	0-1	4/0	24:35
Dec. 10	@ OTT	2-1 (W)	6/1	21:31
Dec. 13	@ CBJ	0-0	1/0	21:45
Dec. 15	@ CAR	0-1	3/0	20:39
Dec. 17	@ TOR	0-1	2/2	18:54
Dec. 19	vs MIN	1-0	2/0	17:41
Dec. 21	vs DET	0-0	1/1	19:44
Dec. 23	vs CGY	0-0	4-1	20:15
Dec. 26	vs EDM	1-1	5/2	19:01
Dec. 28	@ SJ	1-0	4/0	19:23
Dec. 29	@ ANA	0-1	2/0	19:29
Dec. 31	@ LA	0-0	3/0	20:01
Jan. 2	vs SJ	0-0	1/0	23:17
Jan. 4	vs MIN	0-1	5/1	20:22
Jan. 7	@ BOS	1-0	4/0	22:21
Jan. 9	@ FLA	0-0	4/0	21:32
Jan. 10	@ TB	1-0	2/0	23:24
Jan. 12	@ STL	0-0	0-1	18:54
Jan. 15	vs ANA	0-0	0/0	19:14
Jan. 17	vs LA	0-0	3-1	23:15
Jan. 21	vs SJ	1-0	3/2	19:22
Jan. 24	vs EDM	0-1	4/1	20:51
Jan. 31	vs CHI	1-0	4/0	18:50
Feb. 3	vs DET	1-0	4/1	21:23
Feb. 4	@ COL	1-0	4/0	24:21
Feb. 7	@ NSH	1-0	4-1	20:10
Feb. 9	@ MIN	1-0	3/1	18:59
Feb. 11	@ CGY	0-0	1/0	19:51
Feb. 13	vs PHX	0-1	0/1	20:56
Feb. 15	vs COL	0-1	1/2	16:56
Feb. 18	vs TOR	0-0	1/0	15:15
Feb. 19	@ EDM	0-1	7-1	17:39
Feb. 21	@ NSH	0-0	3-1	21:05
Feb. 23	@ DET	0-1	3/1	22:24
Feb. 24	@ NJ	0-0	2/1	20:01
Feb. 26	@ DAL	1-0	3/0	20:58
Feb. 28	@ PHX	0-0	2/0	22:14
Mar. 1	vs STL	0-0	1/1	19:23
Mar. 3	vs BUF	0-1	2-1	19:56
Mar. 6	vs DAL	0-0	2-1	18:42
Mar. 8	vs WPG	1-0	6/1	20:20
Mar. 10	vs MTL	1-0	3-1	19:11
Mar. 14	vs PHX	1-0	4-1	21:33
Mar. 17	vs CBJ	0-0	4-1	19:15
Mar. 19	@ MIN	0-0	4-1	21:17
Mar. 21	@ CHI	0-0	2/0	20:23
Mar. 22	@ DAL	0-0	5/0	20:32
Mar. 24	@ COL	0-0	5/0	19:06
Mar. 26	vs LA	0-0	2/0	22:09
Mar. 28	vs COL	0-0	1/0	19:41
Mar. 30	vs DAL	0-1	3-1	18:11
Mar. 31	vs CGY	0-0	2/0	18:52
Apr. 3	vs ANA	0-0	3-3	23:04
Apr. 5	@ CGY	0-0	6/1	20:24
Apr. 7	vs EDM	0-1	5/0	19:41

#40

MAXIM  
LAPIERRE

(max-EEM la-PEE-air)

## CAREER STATS

MOST GOALS IN A GAME **3**

DEC. 29/08 at FLA

MOST ASSISTS IN A GAME **2**

THREE TIMES – LATEST MAR. 30/12 vs DAL

MOST POINTS IN A GAME **3**

TWICE – LATEST MAR. 30/12 VS DAL: 1-2-3

HAT TRICKS **1**

DEC. 29/08 at FLA

GAME-WINNING GOALS **5**

MAR. 2/10 at BOS

POWER PLAY GOALS **1**

APR. 4/09 at TOR

SHORTHANDED GOALS **3**

DEC. 29/08 at FLA

OVERTIME POINTS **0-1-1**SHOOTOUT RECORD **4/8**

2 GDG

PENALTY SHOT RECORD **0/0**

## REGULAR SEASON

## PLAYOFFS

## LAPIERRE vs NHL

SEASON	CLUB	LEA	GP	G	A	PTS	PIM	GP	G	A	PTS	PIM
2001.02	Montreal	QMJHL	9	2	0	2	2	–	–	–	–	–
2002.03	Montreal	QMJHL	72	22	21	43	55	7	1	3	4	6
2003.04	P.E.I.	QMJHL	67	25	36	61	138	11	7	2	9	14
2004.05	P.E.I.	QMJHL	69	25	27	52	139	–	–	–	–	–
2005.06	Montreal	NHL	1	0	0	0	0	–	–	–	–	–
	Hamilton	AHL	73	13	23	36	214	–	–	–	–	–
2006.07	Montreal	NHL	46	6	6	12	24	–	–	–	–	–
	Hamilton	AHL	37	11	13	24	59	22	6	6	12	41
2007.08	Montreal	NHL	53	7	11	18	60	12	0	3	3	6
	Hamilton	AHL	19	7	7	14	63	–	–	–	–	–
2008.09	Montreal	NHL	79	15	13	28	76	4	0	0	0	26
2009.10	Montreal	NHL	76	7	7	14	61	19	3	1	4	20
2010.11	Vancouver	NHL	19	1	0	1	8	25	3	2	5	66
	Anaheim	NHL	21	0	3	3	9	–	–	–	–	–
	Montreal	NHL	38	5	3	8	63	–	–	–	–	–
2011.12	Vancouver	NHL	82	9	10	19	130	5	0	1	1	16
VANCOUVER TOTALS			101	10	10	20	138	30	3	3	6	82
NHL TOTALS			415	50	53	103	431	65	6	7	13	134

TEAM	GP	G	A	PTS	PIM
Anaheim	7	1	0	1	2
Boston	25	6	1	7	45
Buffalo	22	2	5	7	23
Calgary	13	1	2	3	35
Carolina	13	1	0	1	20
Chicago	7	0	2	2	6
Colorado	12	1	0	1	18
Columbus	13	2	1	3	4
Dallas	8	1	2	3	0
Detroit	9	1	1	2	16
Edmonton	14	0	1	1	4
Florida	15	3	1	4	9
Los Angeles	10	0	2	2	2
Minnesota	12	1	0	1	36
Montreal	3	0	0	0	0
Nashville	11	0	4	4	7
New Jersey	15	1	2	3	2
NY Islanders	17	3	2	5	8
NY Rangers	17	3	3	6	9
Ottawa	28	0	7	7	35
Philadelphia	16	3	3	6	34
Phoenix	11	1	0	1	12
Pittsburgh	16	3	1	4	24
St. Louis	8	1	0	1	12
San Jose	11	1	1	2	2
Tampa Bay	15	4	1	5	13
Toronto	26	4	7	11	16
Vancouver	7	2	0	2	2
Washington	17	3	3	6	10
Winnipeg	17	1	1	2	25

Totals 415 50 53 103 431



## NHL FIRSTS

**First Game:** Nov. 15/05 vs FLA  
**First Goal:** Dec. 14/06 vs TB  
**First Assist:** Dec. 12/06 vs BOS

## STREAKS

**Goals:** 3 games Twice (latest Mar. 30-Apr. 3/12: 3: 3 goals)  
**Points:** 4 games Dec. 12-19/06: 3-1-4

## HONOURS

Jacques Beauchamp Molson Trophy: 2009

## ACQUIRED

Acquired from Anaheim alongside MacGregor Sharp in exchange for Joel Perrault and a third round pick in the 2012 NHL Entry Draft.

## PERSONAL

Outside of hockey, enjoys playing golf and tennis...Lists Mario Lemieux as his favourite player growing up...Most memorable moment in hockey was playing in the Stanley Cup Final.

## CAREER HIGHLIGHTS

**2011.12:** Ranked first on the team and 11th in the League for most hits (244)...Ranked 13th in the League for most penalty minutes (130)...Established a three-game scoring streak (3-2-5), Mar. 30-Apr. 3...Recorded a season-high 10 hits, Mar. 1 vs STL...Collected two goals and six hits, Oct. 29 vs WSH...Notched the team's first goal of the season, Oct. 6 vs PIT...Collected one assist in five games during the playoffs. **2010.11:** Split the season with Vancouver (1-0-1 in 19 games played), Anaheim (0-3-3 in 21 games played), and Montreal (5-3-8 in 38 games played)...Recorded his first goal as a Canuck, Mar. 16 vs COL...Appeared in a Canucks uniform for the first time, Mar. 1 vs CBJ...Appeared in his 300th NHL game, Jan. 18 at OTT...Notched two goals in a game, Nov. 22 at PHI...Made his season debut and recorded one assist, Oct. 7 at TOR...Appeared in his fourth playoff season recording a career high five points (3-2-5) and 66 penalty minutes in 25 games played...Ranked second in the League with 83 hits during the playoffs...Notched the game-winning goal in Game 5 of the Stanley Cup Final versus Boston on June 10...Won 54.1% of face-offs during the postseason. **2009.10:** Won 55 of 91 face-offs in Oct. (55.0%)...Scored his second career game-deciding goal in the shootout at his 200th NHL game, Nov. 17 vs CAR...Scored his first playoff game-winning goal, May 10 vs PIT...Ranked tied for 11th in the NHL with 49 hits during the playoffs. **2008.09:** Recorded a Gordie Howe hat trick, registering a goal, assist and fighting major on Dec. 4 (6-2 win vs NYR)...Scored his first career hat trick, including the winning goal, Dec. 29 at FLA...Earned Player of The Month honours with Montreal in December...Scored the game-winning goal, Feb. 3 vs PIT...Recorded his best NHL season statistically with 15 goals, 13 assists for 28 points and a +9 rating...Won 53.2% of his faceoffs. **2007.08:** Called up from Hamilton on Dec. 5...Had seven goals, seven assists with a +2 rating in 19 games when called up...Had 20 minutes of ice time, a season-high, on Dec. 30 at NYR...Scored seven points (2- 5-7) in 13 games in March...Achieved personal bests for games played, goals and points in the NHL. **2006.07:** Scored four goals in six games against Rochester in the first round of the AHL playoffs, including two in the decisive game, on April 28...Collected five points, including four assists, in five games in the Calder Cup final against Hershey...Scored a goal in three straight games with the Canadiens between Dec. 14-19, and had a four-game point streak from Dec. 12-19...Scored the first shorthanded goal of his career on Mar. 10 at STL. **2005.06:** Made his debut with the Bulldogs, Oct. 14 vs Grand Rapids...Collected his first point with the Bulldogs (assist), Oct. 26 vs Syracuse...Scored his first goal with the Bulldogs and added an assist, Nov. 5 vs Toronto...Collected three points and had the first two-goal game of his career, Apr. 8 at Cleveland. **2004.05:** Had four assists with PEI (QMJHL) on Sept. 21 against Cape Breton...Had a five-game point streak (2-7-9) between Dec. 3-15...Had his second five-game point streak (4-3-7) between Feb. 19-27. **2003.04:** Scored six game-winning goals to rank seventh in the QMJHL...Had a six-game point streak (4-3-7) from Nov. 21-29...Registered 12 points (2- 10-12) in five games between Jan. 4-16...Had a five-point game (1-4-5) on Feb. 6 vs Acadie-Bathurst...Had four assists on Jan. 19 vs Cape Breton.

## NHL MILESTONES

**100th NHL Game:** Apr. 5/08 vs TOR  
**400th NHL Game:** Mar. 6/12 vs DAL

**100th NHL Point:** Mar. 30/12 vs DAL

## 2011.12 GAME BY GAME

Oct. 6	vs PIT	1-0	1/2	8:54
Oct. 10	@ CBJ	0-0	0/-1	13:56
Oct. 12	@ PHI	0-0	1/0	10:00
Oct. 13	@ DET	0-0	0/0	11:51
Oct. 15	@ EDM	0-0	1/0	12:04
Oct. 18	vs NYR	0-0	1/-1	9:37
Oct. 20	vs NSH	0-1	0/1	10:26
Oct. 22	vs MIN	0-0	4/-1	14:25
Oct. 25	@ EDM	0-0	1/0	10:04
Oct. 26	vs STL	0-0	2/0	11:35
Oct. 29	vs WSH	2-0	6/3	14:00
Nov. 1	@ CGY	0-1	0/0	14:29
Nov. 3	@ MIN	0-0	1/0	9:13
Nov. 4	@ STL	0-0	1/0	13:53
Nov. 6	@ CHI	0-0	2/-1	15:15
Nov. 10	@ LA	0-0	0/-1	12:52
Nov. 11	@ ANA	0-0	2/-1	8:23
Nov. 13	vs NYI	0-1	3/2	15:13
Nov. 16	vs CHI	0-0	0/-1	13:48
Nov. 20	vs OTT	0-0	1/0	12:25
Nov. 23	@ COL	0-0	1/0	10:53
Nov. 25	@ PHX	1-0	2/1	11:50
Nov. 26	@ SJ	0-0	0/-1	8:25
Nov. 29	vs CBJ	0-0	1/0	11:09
Dec. 1	vs NSH	0-1	0/1	7:58
Dec. 4	vs CGY	0-0	1/0	10:19
Dec. 6	vs COL	0-0	1/0	9:04
Dec. 8	@ MTL	0-0	0/-1	11:37
Dec. 10	@ OTT	0-0	0/0	10:43
Dec. 13	@ CBJ	1-0	2/1	13:13
Dec. 15	@ CAR	0-0	0/-1	11:06
Dec. 17	@ TOR	0-0	3/0	9:05
Dec. 19	vs MIN	0-0	1/0	11:26
Dec. 21	vs DET	0-0	1/0	9:46
Dec. 23	vs CGY	0-0	1/-2	11:24
Dec. 26	vs EDM	0-0	1/-1	8:19
Dec. 28	@ SJ	0-1	3/0	11:15
Dec. 29	@ ANA	0-0	0/0	11:39
Dec. 31	@ LA	0-0	0/-1	12:02
Jan. 2	vs SJ	0-0	0/-1	8:55
Jan. 4	vs MIN	0-0	6/0	12:11
Jan. 7	@ BOS	0-0	2/0	7:51
Jan. 9	@ FLA	0-0	0/-1	11:09
Jan. 10	@ TB	0-0	1/0	15:24
Jan. 12	@ STL	0-0	1/0	11:31
Jan. 15	vs ANA	0-0	1/0	7:59
Jan. 17	vs LA	0-0	0/0	9:30
Jan. 21	vs SJ	0-0	1/0	11:32
Jan. 24	vs EDM	0-0	1/-1	9:20
Jan. 31	vs CHI	0-0	0/0	11:32
Feb. 2	vs DET	0-1	1/0	12:01
Feb. 4	@ COL	0-0	0/0	8:57
Feb. 7	@ NSH	0-0	0/-1	11:00
Feb. 9	@ MIN	1-0	1/1	9:57
Feb. 11	@ CGY	0-0	2/0	12:45
Feb. 13	vs PHX	0-0	2/0	12:04
Feb. 15	vs COL	0-0	2/-1	12:20
Feb. 18	vs TOR	0-1	3/-1	11:45
Feb. 19	@ EDM	0-0	1/0	12:43
Feb. 21	@ NSH	0-1	0/1	8:55
Feb. 23	@ DET	0-0	2/0	8:21
Feb. 24	@ NJ	0-0	0/0	12:32
Feb. 26	@ DAL	0-0	2/0	11:52
Feb. 28	@ PHX	0-0	0/0	8:56
Mar. 1	vs STL	0-0	2/0	11:17
Mar. 3	vs BUF	0-0	2/-2	9:41
Mar. 6	vs DAL	0-0	0/0	8:41
Mar. 8	vs WPG	0-1	1/1	7:46
Mar. 10	vs MTL	0-0	2/0	12:46
Mar. 14	vs PHX	0-0	1/0	9:39
Mar. 17	vs CBJ	0-0	0/0	11:59
Mar. 19	@ MIN	0-0	2/0	10:12
Mar. 21	@ CHI	0-0	0/0	12:16
Mar. 22	@ DAL	0-0	0/-1	9:20
Mar. 24	@ COL	0-0	2/0	9:46
Mar. 26	vs LA	0-1	2/1	10:20
Mar. 28	vs COL	0-0	0/0	11:47
Mar. 30	vs DAL	1-2	3/3	13:25
Mar. 31	vs CGY	1-0	2/2	16:28
Apr. 3	vs ANA	1-0	5/3	15:26
Apr. 5	@ CGY	0-0	2/-1	12:28
Apr. 7	vs EDM	0-0	4/0	12:37

#1

# ROBERTO LUONGO

(roh-BUHR-toh loo-WAHN-goh)

## CAREER STATS

**MOST SHOTS FACED 60**

FEB. 27/02 vs DET (3-2 OTL)

**MOST SAVES IN A GAME 57**

FEB. 27/02 vs DET (3-2 OTL)

**SHOOTOUT RECORD 29-33**
**PENALTY SHOT RECORD 17/20**

LATEST OCT. 29/11 vs WSH, goal (Knuble)



## REGULAR SEASON

## PLAYOFFS

SEASON	CLUB	LEA	GPI	W	L	T/OT	MIN	GA	SO	GAA	PCT	GPI	W	L	MIN	GA	SO	GAA
1995.96	Val d'Or	QMJHL	23	6	11	4	1,201	74	0	3.70	—	3	0	1	68	5	0	4.41
1996.97	Val d'Or	QMJHL	60	32	22	2	3,305	171	2	3.10	—	13	8	5	777	44	0	3.40
1997.98	Val d'Or	QMJHL	54	27	20	5	3,046	157	7	3.09	.908	17	14	3	1019	37	2	2.18
1998.99	Val d'Or	QMJHL	21	6	10	2	1,176	77	1	3.93	.902	—	—	—	—	—	—	—
	Acadie-Bathurst	QMJHL	22	14	7	1	1,340	74	0	3.31	.914	23	16	6	1400	64	0	2.74
<b>1999.00</b>	<b>NY Islanders</b>	<b>NHL</b>	<b>24</b>	<b>7</b>	<b>14</b>	<b>1</b>	<b>1,292</b>	<b>70</b>	<b>1</b>	<b>3.25</b>	<b>.904</b>	—	—	—	—	—	—	—
	Lowell	AHL	26	10	12	4	1,517	74	1	2.93	.908	6	3	3	359	18	0	3.01
<b>2000.01</b>	<b>Florida</b>	<b>NHL</b>	<b>47</b>	<b>12</b>	<b>24</b>	<b>7</b>	<b>2,628</b>	<b>107</b>	<b>5</b>	<b>2.44</b>	<b>.920</b>	—	—	—	—	—	—	—
	Louisville	AHL	3	1	2	0	178	10	0	3.38	.917	—	—	—	—	—	—	—
<b>2001.02</b>	<b>Florida</b>	<b>NHL</b>	<b>58</b>	<b>16</b>	<b>33</b>	<b>4</b>	<b>3,030</b>	<b>140</b>	<b>4</b>	<b>2.77</b>	<b>.915</b>	—	—	—	—	—	—	—
<b>2002.03</b>	<b>Florida</b>	<b>NHL</b>	<b>65</b>	<b>20</b>	<b>34</b>	<b>7</b>	<b>3,627</b>	<b>164</b>	<b>6</b>	<b>2.71</b>	<b>.918</b>	—	—	—	—	—	—	—
<b>2003.04</b>	<b>Florida</b>	<b>NHL</b>	<b>72</b>	<b>25</b>	<b>33</b>	<b>14</b>	<b>4,252</b>	<b>172</b>	<b>7</b>	<b>2.43</b>	<b>.931</b>	—	—	—	—	—	—	—
2004.05	Did Not Play																	
<b>2005.06</b>	<b>Florida</b>	<b>NHL</b>	<b>75</b>	<b>35</b>	<b>30</b>	<b>9</b>	<b>4,305</b>	<b>213</b>	<b>4</b>	<b>2.97</b>	<b>.914</b>	—	—	—	—	—	—	—
<b>2006.07</b>	<b>Vancouver</b>	<b>NHL</b>	<b>76</b>	<b>47</b>	<b>22</b>	<b>6</b>	<b>4,490</b>	<b>171</b>	<b>5</b>	<b>2.29</b>	<b>.921</b>	<b>12</b>	<b>5</b>	<b>7</b>	<b>847</b>	<b>25</b>	<b>0</b>	<b>1.77</b>
<b>2007.08</b>	<b>Vancouver</b>	<b>NHL</b>	<b>73</b>	<b>35</b>	<b>29</b>	<b>9</b>	<b>4,233</b>	<b>168</b>	<b>6</b>	<b>2.38</b>	<b>.917</b>	—	—	—	—	—	—	—
<b>2008.09</b>	<b>Vancouver</b>	<b>NHL</b>	<b>54</b>	<b>33</b>	<b>13</b>	<b>7</b>	<b>3,181</b>	<b>124</b>	<b>9</b>	<b>2.34</b>	<b>.920</b>	<b>10</b>	<b>6</b>	<b>4</b>	<b>618</b>	<b>26</b>	<b>1</b>	<b>2.52</b>
<b>2009.10</b>	<b>Vancouver</b>	<b>NHL</b>	<b>68</b>	<b>40</b>	<b>22</b>	<b>4</b>	<b>3,899</b>	<b>167</b>	<b>4</b>	<b>2.57</b>	<b>.913</b>	<b>12</b>	<b>6</b>	<b>6</b>	<b>707</b>	<b>38</b>	<b>0</b>	<b>3.22</b>
<b>2010.11</b>	<b>Vancouver</b>	<b>NHL</b>	<b>60</b>	<b>38</b>	<b>15</b>	<b>7</b>	<b>3,590</b>	<b>126</b>	<b>4</b>	<b>2.11</b>	<b>.928</b>	<b>25</b>	<b>15</b>	<b>10</b>	<b>1,427</b>	<b>61</b>	<b>4</b>	<b>2.56</b>
<b>2011.12</b>	<b>Vancouver</b>	<b>NHL</b>	<b>55</b>	<b>31</b>	<b>14</b>	<b>8</b>	<b>3,162</b>	<b>127</b>	<b>5</b>	<b>2.41</b>	<b>.919</b>	<b>2</b>	<b>0</b>	<b>2</b>	<b>117</b>	<b>7</b>	<b>0</b>	<b>3.59</b>
<b>VANCOUVER TOTALS</b>			<b>386</b>	<b>224</b>	<b>115</b>	<b>41</b>	<b>22,555</b>	<b>883</b>	<b>33</b>	<b>2.35</b>	<b>.920</b>	<b>61</b>	<b>32</b>	<b>29</b>	<b>3,717</b>	<b>157</b>	<b>5</b>	<b>2.53</b>
<b>NHL TOTALS</b>			<b>727</b>	<b>339</b>	<b>283</b>	<b>101</b>	<b>41,690</b>	<b>1,749</b>	<b>60</b>	<b>2.52</b>	<b>.919</b>	<b>61</b>	<b>32</b>	<b>29</b>	<b>3,717</b>	<b>157</b>	<b>5</b>	<b>2.53</b>

## NHL FIRSTS

**First Game:** Nov. 28/99 at BOS**First Win:** Nov. 28/99 at BOS**First Shutout:** Dec. 27/99 vs BOS

## STREAKS

**Longest Undeclared Streak:** 21 games Dec. 8/10 – Feb. 12/11: 16-0-5**Longest Winning Streak:** 8 games Feb. 3-21/09**Longest Shutout Sequence:** 242:36 Nov. 4-12/08**Consecutive Starts:** 35 Jan. 31/08 – Oct. 16/09

## HONOURS

Jennings Trophy: 2011

Scotiabank NHL Fan Fav Award: 2009

Molson Cup Winner: 2011, 2009, 2008, 2007

Cyclone Taylor Trophy: 2008, 2007

NHL All-Star: 2009, 2007, 2004

NHL Second All-Star Team: 2007, 2004

Most Exciting Player Award: 2007

NHL YoungStar: 2002

Michael Bossy Trophy (Top Draft Prospect): 1997

## ACQUIRED

From Florida with Lukas Krajicek and a sixth round pick in the 2006 NHL Entry Draft (Sergei Shirokov) in exchange for Bryan Allen, Alex Auld and Todd Bertuzzi on June 23, 2006.

## PERSONAL

Luongo is involved in a number of charitable initiatives in Vancouver, including hosting Lui's Crease Club (a suite for children that would not otherwise get to watch a game live) and doing PSAs for Canuck Place. He is trilingual, fluent in English, French and Italian...Grew up in the Montreal borough of St. Leonard, only four blocks from where Martin Brodeur was raised...In 2009, a rink in St. Leonard was named after Luongo.

## CAREER HIGHLIGHTS

**2011.12:** Finished the season ranked 17th in League history and second among active goaltenders in wins (339)...Concluded season ranked 16th all-time and second among active goaltenders in career shutouts (60) and 21st in League history for most games played by a goaltender (727)...Won the Mike's 3 Star Award for the 2011.12 season...Passed Olie Kolzig (719) in games played to move into 21st overall in League history among goaltenders, Mar. 10 vs MTL...Did not lose in regulation in 10 consecutive games played (7-0-3), Jan. 17-Feb. 18...Moved into first place in franchise history for most wins, collecting his 212th in just 364 games (the previous record was held by Kirk McLean who accomplished the feat of 211 wins in 516 games), Jan. 21 vs SJ...Played in his 700th career game, Jan. 4 vs MIN. **2010.11:** Posted a record of 38-15-7 and GAA of 2.11 in 60 games played...Won the Jennings Trophy, alongside Cory Schneider, for the first time in franchise history...Ranks 21st all-time and third among active goaltenders for wins (308)...Has collected 55 shutouts, ranking 18th all-time and second among active goaltenders for most career shutouts...Ranked tied for first in the League with 38 victories this season...Has won 30 or more games in six consecutive seasons...Became the 25th goaltender in League history to reach the 300-win milestone, the sixth youngest to reach the mark (at the age of 31 years and 335 days) and the 16th fastest to reach the mark, Mar. 5 at LA...Did not lose in regulation in 21 consecutive starts (16-0-5), Dec. 8-Feb. 12...Posted a record of 15-10-4 in 25 playoff games...Backstopped the Canucks to the Stanley Cup Final...Recorded four shutouts this postseason, ranking second in the League. **2009.10:** Produced the second highest win total of his career with 40 victories...Ranks fifth among active goaltenders in career wins (270)...Posted 30+ wins for the fifth consecutive season...Finished the season with 51 career shutouts, ranking second among active goaltenders and tied for 20th for the most in League history...Appeared in his 600th career game, becoming the fourth youngest goaltender and only the 37th goaltender in League history to reach the mark, Mar. 9 at COL...Won the gold medal, the first on Canadian soil, of the 2010 Winter Olympic Games with a record of 5-0-0 as a member of Team Canada...Established his longest undefeated streak in regulation, producing a record of 7-0-2, Dec. 22-Jan. 9...Won his 50th career shutout in a milestone outing that also saw Alex Burrows record a hat trick; this game marked only the second game in franchise history that the Canucks have recorded a shutout and hat trick in a single game, Jan. 7 vs PHX. **2008.09:** Advanced to the WCSF for the second time in his career, posting a record of 11-11 in the 2009 Stanley Cup Playoffs...Recorded his first career shutout in the postseason...Posted 30+ wins for the fourth consecutive season...Tied for fourth among active goaltenders with 47 career shutouts and second in the League with nine shutouts this season...Established a new franchise record for shutouts in a season (9)...Owned the second longest winning streak this season (eight wins) 8-0-0 and second longest winning streak for a goaltender in franchise history, Feb. 3-21...Named the NHL's first star of the week (ending Nov. 9)...Did not lose in regulation for seven consecutive games (5-0-2), Nov. 4-19...Set a new career shutout sequence, playing 242:36 without allowing an opposition goal (franchise record and second longest streak in the modern NHL)...Has played three consecutive seasons with 35 or more wins...Set a Canucks record for longest consecutive shutout streak (over three complete games, 210:34 minutes Nov. 23-Dec. 2nd)...Named NHL's second star for November, posting an 8-2-2 record, 156 GAA, .940 save percentage and four shutouts...Named second star posting a season-high 49 saves on 51 shots for the shootout victory, Feb. 21 at NSH...Posted third consecutive shutout stopping 26 shots (turned away a combined 79 shots over three games). **2006.07:** Set new League record for most shots faced by a goaltender and most shots faced in his NHL Playoff debut (76), tying for the second highest number of saves all-time (72)...Played in the franchise's longest game in playoff history at 138:06 minutes...Set career highs for wins (47)


## 2011.12 GAME BY GAME

Oct. 6	vs PIT	3/28	O	65
Oct. 10	@ CBJ	DNP		
Oct. 12	@ PHI	5/27	L	58
Oct. 13	@ DET	DNP		
Oct. 15	@ EDM	3/30	W	60
Oct. 18	vs NYR	4/19	L	60
Oct. 20	vs NSH	1/26	W	60
Oct. 22	vs MIN	DNP		
Oct. 25	@ EDM	3/14	L	27
Oct. 26	vs STL	DNP		
Oct. 29	vs WSH	4/32	W	60
Nov. 1	@ CGY	1/29	W	60
Nov. 3	@ MIN	DNP		
Nov. 4	@ STL	3/28	L	59
Nov. 6	@ CHI	2/40	W	60
Nov. 10	@ LA	2/30	W	60
Nov. 11	@ ANA	4/19	L	40
Nov. 13	vs NYI	1/24	W	60
Nov. 16	vs CHI	INJ		
Nov. 20	vs OTT	INJ		
Nov. 23	@ COL	DNP		
Nov. 25	@ PHX	DNP		
Nov. 26	@ SJ	DNP		
Nov. 29	vs CBJ	DNP		
Dec. 1	vs NSH	3/15	L	39
Dec. 4	vs CGY	1/22	W	60
Dec. 6	vs COL	0/13	W	24
Dec. 8	@ MTL	3/23	W	64
Dec. 10	@ OTT	1/25	W	60
Dec. 13	@ CBJ	1/30	O	65
Dec. 15	@ CAR	DNP		
Dec. 17	@ TOR	3/29	W	60
Dec. 19	vs MIN	0/13	W	60
Dec. 21	vs DET	2/40	W	60
Dec. 23	vs CGY	2/30	L	59
Dec. 26	vs EDM	3/21	W	60
Dec. 28	@ SJ	2/35	W	63
Dec. 29	@ ANA	DNP		
Dec. 31	@ LA	4/33	L	60
Jan. 2	vs SJ	2/35	O	65
Jan. 4	vs MIN	0/28	W	60
Jan. 7	@ BOS	DNP		
Jan. 9	@ FLA	2/22	L	59
Jan. 10	@ TB	DNP		
Jan. 12	@ STL	2/33	W	61
Jan. 15	vs ANA	4/34	L	58
Jan. 17	vs LA	2/41	O	65
Jan. 21	vs SJ	3/26	W	60
Jan. 24	vs EDM	2/32	W	65
Jan. 31	vs CHI	DNP		
Feb. 2	vs DET	3/43	O	65
Feb. 4	@ COL	2/46	W	64
Feb. 7	@ NSH	3/40	W	65
Feb. 9	@ MIN	DNP		
Feb. 11	@ CGY	2/18	O	65
Feb. 13	vs PHX	1/24	W	65
Feb. 15	vs COL	1/30	W	60
Feb. 18	vs TOR	2/26	W	60
Feb. 19	@ EDM	DNP		
Feb. 21	@ NSH	3/28	L	58
Feb. 23	@ DET	3/36	W	65
Feb. 24	@ NJ	DNP		
Feb. 26	@ DAL	3/28	O	64
Feb. 28	@ PHX	DNP		
Mar. 1	vs STL	0/29	W	60
Mar. 3	vs BUF	3/7	F	5
Mar. 6	vs DAL	4/28	L	58
Mar. 8	vs WPG	DNP		
Mar. 10	vs MTL	4/35	L	60
Mar. 14	vs PHX	5/35	L	58
Mar. 17	vs CBJ	DNP		
Mar. 19	@ MIN	DNP		
Mar. 21	@ CHI	2/37	O	63
Mar. 22	@ DAL	DNP		
Mar. 24	@ COL	2/40	W	62
Mar. 26	vs LA	0/38	W	60
Mar. 28	vs COL	DNP		
Mar. 30	vs DAL	DNP		
Mar. 31	vs CGY	2/33	W	64
Apr. 3	vs ANA	4/15	W	27
Apr. 5	@ CGY	DNP		
Apr. 7	vs EDM	0/17	W	60

#1

# ROBERTO LUONGO

(roh-BUHR-toh loo-WAHN-goh)





and longest undefeated streak (eight games: 6-0-2 from Mar. 13-29)...Finished second in the NHL in wins (47)...Ranked tied for sixth in the League for GAA (2.29) and shutouts (5) and was fourth in the League in save percentage (.921)...Finalist for the Vezina Trophy, Hart Trophy and Lester B. Pearson Award...Posted 39th win, named second star and set a new franchise record for wins by a Vancouver goaltender in a single season, Mar. 9 at SJ...Set new single-season career high after posting his 36th win, Mar. 1 vs PHX...Won 30th game of the season and set new franchise record becoming first Canucks goalie to win 30 games in his first season with the club, Feb. 6 at EDM...Named NHL's 'Third Star' for January after posting an 8-1-2 record, 1.86 GAA, .945 save percentage and one shutout in 11 games played...Recorded 30th career shutout making 30 saves and was named first star, Jan. 16 at MTL **2005.06:** Set a Panthers franchise record with his 107th career win, Apr. 13 at OT...Turned away 27 shots for his 25th career shutout, Oct. 7 vs TB. **2004.05:** Represented Team Canada at the World Championships and World Cup. **2003.04:** Set NHL records for saves (2,303) and shots against (2,475)...Recorded new career highs and franchise records for games played (72), minutes played (4,252), shutouts (7), consecutive shutout minutes (182-37, Feb. 21-27), consecutive starts and games played by a goaltender (18 from Nov. 29-Jan. 10)...Ranked third among NHL goaltenders in save percentage (.931), third in minutes (4,252), fourth in games played (72) and fifth in shutouts (7)...Set career highs in wins (25), becoming only the second Panthers goaltender to record as many as 25 wins in a season (John Vanbiesbrouck)...Finished the season as the NHL's active shutout leader prior to turning 25 years old, with 23, topping Martin Brodeur's 22...Finalist for the Vezina Trophy and Lester B. Pearson Award...Posted franchise record seventh shutout of the season with 29 saves Mar. 2 at WSH in a 1-0 win. **2002.03:** Broke his own franchise record with a 144-51 scoreless streak, Jan. 20 vs MTL. **2000.01:** Tied for sixth in the NHL in save percentage and tied the second-best save percentage for a rookie in NHL history (Manny Fernandez, 1999.00)...Made 21 saves to earn his first win as a PantherNov. 25, 2-1 vs TB in OT – the first victory by a rookie goalie in Panthers history...Became the first rookie in Panthers history to record a shutout with 0-0 tie (20 saves), Oct. 22 at MIN. **1999.00:** Stopped first career NHL penalty shot (Dan Kesa), Jan. 13 at TB...Made career-high 46 saves Dec. 19 in 5-3 win vs NJ. **1998.99:** Won Quebec League title with Acadie-Bathurst and led all QMJHL goaltenders in playoff games played (23), wins (16) and minutes (1,400), finishing 16-6 overall in the postseason through the Memorial Cup Finals. **1997.98:** Drafted first round, fourth overall in the 1997 NHL Entry Draft by the NYL making him the highest drafted goaltender in League history...Won the QMJHL title with Val d'Or, appearing in 17 playoff games, posting a 14-3 record and a 2.18 GAA.

## INTERNATIONAL

Olympics: 2010 (gold), 2006

World Championships: 2005 (silver), 2004 (gold), 2003 (gold), 2001

World Cup: 2004 (gold)

World Junior Championships: 1999 (silver), 1998

## NHL MILESTONES

**100th NHL Win:** Jan. 27/06 vs NJ (4-0 W)

**300th NHL Win:** Mar. 5/11 at LA (3-1 W)

**100th NHL Game:** Dec. 31/01 vs ATL (4-3 W)

**600th NHL Game:** Mar. 9/10 at COL (6-4 W)

## LUONGO vs NHL

TEAM	GPI	MINS	GA	SOG	SO	W	L	OT	WIN%	GAA	SV%
Anaheim	22	1,155	62	586	2	8	10	2	.450	3.22	.894
Boston	25	1,427	57	799	4	11	10	3	.521	2.40	.929
Buffalo	17	968	35	516	1	8	6	2	.563	2.17	.932
Calgary	38	2,217	92	1,138	1	23	11	4	.658	2.49	.919
Carolina	27	1,532	66	858	1	10	13	4	.444	2.58	.923
Chicago	27	1,507	56	784	4	14	9	3	.596	2.23	.929
Colorado	37	2,151	98	1,074	2	17	15	5	.527	2.73	.909
Columbus	19	1,130	41	498	4	9	5	5	.605	2.18	.918
Dallas	22	1,291	46	656	2	13	5	3	.690	2.14	.930
Detroit	27	1,654	73	997	0	11	10	6	.519	2.65	.927
Edmonton	35	2,072	79	931	3	22	10	3	.671	2.29	.915
Florida	6	369	11	205	1	4	1	1	.750	1.79	.946
Los Angeles	26	1,564	58	738	3	14	9	3	.596	2.23	.921
Minnesota	35	1,987	90	928	5	16	14	5	.529	2.72	.903
Montreal	28	1,649	69	862	2	10	12	5	.463	2.51	.920
Nashville	28	1,595	60	765	2	12	12	3	.500	2.26	.922
NY Islanders	23	1,223	54	678	0	7	10	3	.425	2.65	.920
NY Rangers	21	1,209	55	672	2	7	11	2	.400	2.73	.918
New Jersey	20	1,142	54	652	3	7	13	0	.350	2.84	.917
Ottawa	21	1,143	56	683	0	9	11	1	.452	2.94	.918
Philadelphia	15	745	41	466	1	4	7	3	.393	3.30	.912
Phoenix	22	1,277	48	632	3	11	10	1	.523	2.26	.924
Pittsburgh	25	1,445	67	748	4	13	8	3	.604	2.78	.910
St. Louis	27	1,591	61	746	3	15	11	0	.577	2.30	.918
San Jose	23	1,356	61	723	0	9	10	4	.478	2.70	.916
Tampa Bay	28	1,645	67	875	3	13	12	2	.519	2.44	.923
Toronto Maple	22	1,235	49	656	1	13	6	2	.667	2.38	.925
Vancouver	2	99	5	49	0	0	1	0	.000	3.03	.898
Washington	33	1,902	73	1,009	2	18	10	3	.629	2.30	.928
Winnipeg	26	1,409	65	751	1	11	11	2	.500	2.77	.913

**Totals** **727** **41,690** **1749** **21,675** **60** **339** **283** **83** **.540** **2.52** **.919**



#27

# MANNY MALHOTRA

(MAN-ee mal-HOH-truh)

## CAREER STATS

**MOST GOALS IN A GAME** **2**

10 TIMES – LATEST MAR. 6/11 at ANA

**MOST ASSISTS IN A GAME** **3**

JAN. 29/04 vs NSH

**MOST POINTS IN A GAME** **3**

SEVEN TIMES – LATEST NOV. 6/10 vs DET: 2-1-3

**HAT TRICKS** **0**
**GAME-WINNING GOALS** **24**

LATEST MAR. 26/12 vs LA

**POWER PLAY GOALS** **12**

LATEST FEB. 15/11 at MIN

**SHORTHANDED GOALS** **3**

LATEST NOV. 6/10 vs DET

**OVERTIME POINTS** **1-2-3**
**SHOOTOUT RECORD** **1/3**

1 GDG

**PENALTY SHOT RECORD** **0/1**

JAN. 14/02 vs CBJ, no goal (Denis)



## REGULAR SEASON

## PLAYOFFS

## MALHOTRA vs NHL

SEASON	CLUB	LEA	GP	G	A	PTS	PIM	GP	G	A	PTS	PIM
1996-97	Guelph	OHL	61	16	28	44	26	18	7	7	14	11
1997-98	Guelph	OHL	57	16	35	51	29	12	7	6	13	8
1998-99	NY Rangers	NHL	73	8	8	16	13	–	–	–	–	–
1999-00	NY Rangers	NHL	27	0	0	0	4	–	–	–	–	–
	Hartford	AHL	12	1	5	6	2	23	1	2	3	10
	Guelph	OHL	5	2	2	4	4	6	0	2	2	4
2000-01	NY Rangers	NHL	50	4	8	12	31	–	–	–	–	–
	Hartford	AHL	28	5	6	11	69	5	0	0	0	0
2001-02	NY Rangers	NHL	56	7	6	13	42	–	–	–	–	–
	Dallas	NHL	16	1	0	1	5	–	–	–	–	–
2002-03	Dallas	NHL	59	3	7	10	42	5	1	0	1	0
2003-04	Dallas	NHL	9	0	0	0	4	–	–	–	–	–
	Columbus	NHL	56	12	13	25	24	–	–	–	–	–
2004-05	HV71 Jonkoping	SEL	20	5	2	7	16	–	–	–	–	–
2005-06	Columbus	NHL	58	10	21	31	41	–	–	–	–	–
2006-07	Columbus	NHL	82	9	16	25	76	–	–	–	–	–
2007-08	Columbus	NHL	71	11	18	29	34	–	–	–	–	–
2008-09	Columbus	NHL	77	11	24	35	28	4	0	0	0	0
2009-10	San Jose	NHL	71	14	19	33	41	15	1	0	1	0
2010-11	Vancouver	NHL	72	11	19	30	22	6	0	0	0	0
2011-12	Vancouver	NHL	78	7	11	18	14	5	0	0	0	0
VANCOUVER TOTALS			150	18	30	48	36	11	0	0	0	0
NHL TOTALS			855	108	170	278	421	35	2	0	2	0

TEAM	GP	G	A	PTS	PIM
Anaheim	40	3	9	12	25
Boston	16	1	1	2	4
Buffalo	17	1	6	7	9
Calgary	40	9	8	17	23
Carolina	19	2	2	4	16
Chicago	52	6	8	14	46
Colorado	45	3	7	10	4
Columbus	15	0	3	3	6
Dallas	35	2	7	9	12
Detroit	46	8	7	15	22
Edmonton	40	3	9	12	6
Florida	18	1	1	2	19
Los Angeles	39	7	8	15	16
Minnesota	40	7	14	21	24
Montreal	21	3	1	4	2
Nashville	44	7	13	20	12
New Jersey	19	4	3	7	21
NY Islanders	25	5	4	9	27
NY Rangers	6	0	0	0	4
Ottawa	20	2	1	3	2
Philadelphia	19	6	5	11	6
Phoenix	39	2	8	10	48
Pittsburgh	21	1	3	4	2
St. Louis	52	9	12	21	12
San Jose	37	3	7	10	18
Tampa Bay	14	5	2	7	4
Toronto	17	3	2	5	4
Vancouver	27	4	8	12	14
Washington	22	1	9	10	9
Winnipeg	10	0	2	2	4

**Totals**    **855 108 170 278 421**

## NHL FIRSTS

<b>First Game:</b>	Oct. 10/98 at MTL	<b>Goals:</b>	3 games	Twice (latest Mar. 16-19/08: 5 goals)
<b>First Goal:</b>	Oct. 20/98 vs EDM	<b>Assists:</b>	5 games	Oct. 9-21/05: 5 assists
<b>First Assist:</b>	Nov. 10/98 at TB	<b>Points:</b>	7 games	Jan. 9-21/09: 2-7-9

## STREAKS

## ACQUIRED

Signed as a free agent by Vancouver on July 1, 2010.

## PERSONAL

Malhotra is married to Joann Nash, sister of NBA basketball star Steve Nash and former Vancouver Whitecaps player Martin Nash. He was the second player of South Asian descent to play in the NHL, following Robin Bawa. First sport he played was soccer at age four, before trying hockey three years later at the age of seven.

## CAREER HIGHLIGHTS

**2011.12:** Recorded 18 points (7-11-18) and won 58.5% of face-offs in 78 games played. Ranked first on the Canucks and fourth in the League for best face-off percentage. Posted 132 shorthanded face-off wins, the fifth most in the League. Averaged 12-20 TOI per game and 2-24 shorthanded TOI per game. Ranked second on the team among forwards in blocked shots (45). Nominated for the Masterton Trophy, awarded annually to the player who best exemplifies qualities of perseverance, sportsmanship and dedication to hockey, Mar. 27. Collected three points (1-2-3) in three consecutive games, Feb. 18-21. Established a three-game scoring streak (1-2-3), Jan. 9-12. **2010.11:** Ranked second in the League and first on the Canucks in winning face-off percentage (61.7%). Tied a career high for most goals in a game, which included the game-winner, Mar. 6 at ANA. Collected 3 points (2-1-3), tying a career high for most points in a game, Nov. 6 vs DET. Tied a career high for most points in a game (2-1-3), Oct. 22 vs MIN. Recorded his first point as a Vancouver Canuck (0-1-1), Oct. 13 at ANA. Made his debut in a Canucks uniform, Oct. 9 vs LA. Named as an Alternate Captain prior to the season. Returned from injury to dress in six games in the Stanley Cup Final for the Canucks. Finished third among Canucks forwards in shorthanded time on ice per game, averaging 2:24. Was second on the Canucks in faceoff percentage, winning 52.1% of draws taken. **2009.10:** Finished second in NHL playoff face-off percentage with a 60.7% success rate. Finished first on the Sharks in face-off percentage (62.5%). Established a new career high in goals (14). Registered his career high 13th goal, Apr. 2 at MIN. Had 19 points (7-12-19) in final 28 games of the season. Named second star, registering two assists and finishing 12-for-12 in the face-off circle, becoming the first Shark to win 100% of his draws with 12-or-more in a game, Jan. 16 vs EDM. Scored two goals (first as a Shark), Oct. 25 at PHL. Recorded first point as a Shark, Oct. 24 at ATL (0-1-1). **2008.09:** Finished fifth on Columbus with 35 points (11-24-35) and sixth on the team in plus/minus (+9). Set career highs in assists (24) and shots on net (116). Helped Columbus to the franchise's first ever playoff appearance. **2007.08:** Led the team and ranked second in the NHL in face-off percentage (59.0%). Was fourth on the club in goals and sixth in points. Set career highs in time on ice average (16:27) and shots (112). Had seven points (5-2-7) during a four-game point streak from Mar. 16-22. Had a three-game goal scoring streak Mar. 16-19. **2006.07:** Led the team in face-off percentage (55.1%) and was fourth in game-winning goals (3). **2005.06:** Finished sixth in the NHL in face-off percentage (56.3%). Had five assists during a career-high five-game assist/point streak from Oct. 9-21. Had a three-game goal streak from March 24-28. Recorded the 100th point of his NHL career with a goal Mar. 17 vs VAN. **2004.05:** Had seven points and 16 penalty minutes in 20 games with HV71 Jönköping (Sweden). Added 27 points and 36 penalty minutes in 26 games with Olimpija Hertz Ljubljana (Slovenia). **2003.04:** Claimed off waivers by Columbus from Dallas on Nov. 21. Led Columbus in plus/minus rating among players with more than 30 games played. Made Blue Jackets debut Nov. 22 vs NYI. **2002.03:** Scored his first goal with Dallas on Nov. 12 at MTL. Made Stanley Cup Playoffs debut and had one point in five games. Registered his first playoff point (0-1-1) in Game 5 vs EDM. **2001.02:** Recorded his first career shorthanded goal on Dec. 29 at LA. Scored first multi-goal game of his career with a pair of tallies on Jan. 30 vs NYI. **2000.01:** Scored two game-winners with the Rangers. **1999.00:** Was captain of Team Canada at the World Junior Championships. Tallied two points and eight penalty minutes in seven games to help Canada win the bronze medal. **1998.99:** Tallied game-winning goal and garnered first NHL assist Nov. 10 at TB. Represented Team Canada at the World Junior Championships. **1997.98:** Helped Guelph to OHL's best record. Played in OHL All-Star Game. Led club to the OHL Playoff championship and a spot in the Memorial Cup Tournament. Named First Team All-Star during Memorial Cup.

## INTERNATIONAL

World Championship: 2002

World Junior Championship: 2000 (bronze), 1998

## NHL MILESTONES

**100th NHL Game:** Feb. 13/00 vs NYI

**500th NHL Game:** Nov. 7/07 at CHI

**800th NHL Game:** Nov. 26/11 at SJ

**100th NHL Point:** Mar. 17/06 vs VAN

**200th NHL Point:** Oct. 25/09 at PHI

**100th NHL Goal:** Mar. 6/11 at ANA

**100th NHL Assist:** Dec. 1/08 vs VAN

## 2011.12 GAME BY GAME

Oct. 6	vs PIT	0-0	1/0	15:18
Oct. 10	@ CBJ	0-1	2/0	12:54
Oct. 12	@ PHI	0-0	0/-2	12:03
Oct. 13	@ DET	0-0	0/0	13:42
Oct. 15	@ EDM	0-0	1/-1	15:00
Oct. 18	vs NYR	0-0	3/-1	11:32
Oct. 20	vs NSH	0-0	2/-1	15:58
Oct. 22	vs MIN	0-1	0/0	13:31
Oct. 25	@ EDM	0-1	1/0	14:45
Oct. 26	vs STL	0-0	0/-1	13:22
Oct. 29	vs WSH	0-1	0/-1	12:34
Nov. 1	@ CGY	0-1	0/1	14:20
Nov. 3	@ MIN	0-0	1/-4	13:20
Nov. 4	@ STL	0-0	1/0	11:34
Nov. 6	@ CHI	0-0	0/0	12:53
Nov. 10	@ LA	0-0	2/0	11:29
Nov. 11	@ ANA	0-0	0/0	12:30
Nov. 13	vs NYI	0-0	1/0	12:07
Nov. 16	vs CHI	0-0	0/0	7:51
Nov. 20	vs OTT	0-0	1/0	11:31
Nov. 23	@ COL	1-0 (W)	1/1	14:02
Nov. 25	@ PHX	0-0	0/2	16:35
Nov. 26	@ SJ	1-0	2/1	15:09
Nov. 29	vs CBJ	0-0	0/0	14:22
Dec. 1	vs NSH	0-0	0/0	12:02
Dec. 4	vs CGY	0-0	0/0	12:08
Dec. 6	vs COL	0-0	0/1	14:57
Dec. 8	@ MTL	0-0	0/-2	14:04
Dec. 10	@ OTT	0-0	1/0	15:43
Dec. 13	@ CBJ	0-0	0/1	12:01
Dec. 15	@ CAR	0-0	0/-1	15:50
Dec. 17	@ TOR	0-0	0/0	13:50
Dec. 19	vs MIN	0-1	0/1	14:10
Dec. 21	vs DET	0-1	1/1	16:18
Dec. 23	vs CGY	0-0	0/0	8:48
Dec. 26	vs EDM	0-0	0/-1	11:02
Dec. 28	@ SJ	0-1	1/0	12:56
Dec. 29	@ ANA	0-0	3/0	14:51
Dec. 31	@ LA	0-0	2/0	12:20
Jan. 2	vs SJ	0-0	1/-1	10:51
Jan. 4	vs MIN	1-0	2/1	15:03
Jan. 7	@ BOS	0-0	0/-1	15:36
Jan. 9	@ FLA	0-1	0/1	10:38
Jan. 10	@ TB	1-0	3/1	9:28
Jan. 12	@ STL	0-1	0/0	9:26
Jan. 15	vs ANA	0-0	0/-1	10:46
Jan. 17	vs LA	0-0	1/0	10:23
Jan. 21	vs SJ	0-0	0/0	8:39
Jan. 24	vs EDM	0-0	3/-1	8:47
Jan. 31	vs CHI	0-0	0/0	12:30
Feb. 2	vs DET	0-0	0/-2	14:11
Feb. 4	@ COL	0-0	1/0	9:19
Feb. 7	@ NSH	0-0	1/-1	12:29
Feb. 9	@ MIN	1-0	1/0	14:22
Feb. 11	@ CGY	0-0	0/0	11:27
Feb. 13	vs PHX	0-0	0/0	13:13
Feb. 15	vs COL	0-0	0/0	12:50
Feb. 18	vs TOR	1-0	3/0	14:06
Feb. 19	@ EDM	0-1	1/1	12:54
Feb. 21	@ NSH	0-1	0/1	9:21
Feb. 23	@ DET	0-0	1/0	9:32
Feb. 24	@ NJ	0-0	1/1	14:29
Feb. 26	@ DAL	0-0	0/0	12:50
Feb. 28	@ PHX	0-0	1/0	11:13
Mar. 1	vs STL	0-0	0/0	11:27
Mar. 3	vs BUF	0-0	1/-2	9:16
Mar. 6	vs DAL	0-0	0/0	8:47
Mar. 8	vs WPG	0-0	2/-1	9:33
Mar. 10	vs MTL	0-0	0/0	12:53
Mar. 14	vs PHX	PER		
Mar. 17	vs CBJ	DND		
Mar. 19	@ MIN	0-0	3/0	11:16
Mar. 21	@ CHI	DND		
Mar. 22	@ DAL	0-0	0/-1	8:30
Mar. 24	@ COL	0-0	0/0	9:23
Mar. 26	vs LA	1-0 (W)	2/1	9:56
Mar. 28	vs COL	0-0	1/0	14:52
Mar. 30	vs DAL	0-0	0/0	11:29
Mar. 31	vs CGY	0-0	2/0	10:08
Apr. 3	vs ANA	0-0	1/-1	10:05
Apr. 5	@ CGY	DND		
Apr. 7	vs EDM	0-0	1/0	12:00

#13

STEVE  
PINIZZOTTO

(STEEV pin-nih-ZAW-toh)

## CAREER STATS

MOST GOALS IN A GAME 0

MOST ASSISTS IN A GAME 0

MOST POINTS IN A GAME 0

HAT TRICKS 0

GAME-WINNING GOALS 0

POWER PLAY GOALS 0

SHORTHANDED GOALS 0

OVERTIME POINTS 0-0-0

SHOOTOUT RECORD 0/0

0 GDG

PENALTY SHOT RECORD 0/0



## REGULAR SEASON

## PLAYOFFS

SEASON	CLUB	LEA	GP	G	A	PTS	PIM	GP	G	A	PTS	PIM
2000.01	Oakville	OPJHL	5	2	1	3	2	-	-	-	-	-
2001.02	Oakville	OPJHL	34	10	16	26	40	-	-	-	-	-
2002.03	Oakville	OPJHL	44	16	24	40	152	-	-	-	-	-
2003.04	Oakville	OPJHL	3	17	34	51	177	-	-	-	-	-
2004.05	Oakville	OPJHL	48	33	62	95	86	-	-	-	-	-
2005.06	R.I.T.	NCAA	20	7	6	13	32	-	-	-	-	-
2006.07	R.I.T.	NCAA	34	13	31	44	76	-	-	-	-	-
	Hershey	AHL	5	0	0	0	4	-	-	-	-	-
2007.08	South Carolina	ECHL	40	15	17	32	58	10	1	2	3	34
	Hershey	AHL	23	0	4	4	12	5	0	0	0	13
2008.09	Hershey	AHL	45	4	7	11	61	21	3	2	5	28
	South Carolina	ECHL	11	4	6	10	19	-	-	-	-	-
2009.10	Hershey	AHL	69	13	28	41	124	21	5	3	8	33
2010.11	Hershey	AHL	68	17	25	42	178	6	0	2	4	6

## HONOURS

OPJHL All-Star Game Most Valuable Player: 2005

OPJHL Oakville Blades MVP: 2005

## ACQUIRED

Signed as a free agent by Vancouver July 3, 2011.

## PERSONAL

Spends his off-seasons in Mississauga, ON...Majored in Packaging Science at the Rochester Institute of Technology...Lists his favourite hockey memory as winning back-to-back American Hockey League Championships...Enjoys golf and soccer...Names Pavel Bure and Doug Gilmour as his hockey idols.

## CAREER HIGHLIGHTS

**2011.12:** Missed the entire regular season and playoffs due to a dislocated shoulder injury suffered during the pre-season. **2010.11:** Played 68 regular season games with the Hershey Bears (AHL)...Achieved a career high 42 pts (17-25-42) in his fifth season with the Hershey Bears...Scored his first shootout goal with the Hershey Bears. **2009.10:** Helped the Hershey Bears to their second straight Calder Cup...Led the Hershey Bears in plus/minus at +40 and posted 41 pts (13-28-41) during 68 games of the regular season...Tied for the league lead in shorthanded goal with five...Had a career high eight points (5-3-8) in 21 games of the AHL playoffs. **2008.09:** Split the season with the AHL Hershey Bears and ECHL South Carolina Stingrays...Won his first Calder Cup Championship with the Hershey Bears, helping them win their 10th Calder Cup Championship...Scored his first goal of his AHL playoff career, finishing the playoffs with five points (3-2-5) in 21 games...Had 11 pts (4-7-11) in 45 regular season games with the Hershey Bears...Recorded 10 pts (4-6-10) in 11 games with the South Carolina Stingrays (ECHL). **2007.08:** Split the season with the AHL Hershey Bears and ECHL South Carolina Stingrays. **2006.07:** Became the first R.I.T. player to sign an NHL contract, signing with the Washington Capitals as a free agent Mar. 16...Made his AHL debut with the Hershey Bears, registering four penalty minutes in five games played...Led NCAA R.I.T. in scoring and penalty minutes in his second season with the team...Recorded 44 points (13-31-44) and 76 penalty minutes in 34 games. **2005.06:** Made his NCAA debut with R.I.T...Finished the season tied for sixth in team scoring with 13 points (7-6-13) in 20 games played. **2004.05:** Dressed as team captain for the OPJHL Oakville Blades...Was named the team's MVP and earned accolade as the OPJHL All-Star Game MVP...Led the Blades in scoring with 95 points (33-62-95) in 48 games played.

#21

# MASON RAYMOND

(MAY-son RAY-muhnd)

## CAREER STATS

**MOST GOALS IN A GAME** **3**

TWICE - LATEST DEC. 1/10 at CGY

**MOST ASSISTS IN A GAME** **3**

THREE TIMES - LATEST MAR. 27/11 at CBJ

**MOST POINTS IN A GAME** **4**

DEC. 1/10 at CGY: 3-1-4

**HAT TRICKS** **2**

LATEST DEC. 1/10 at CGY

**GAME-WINNING GOALS** **11**

LATEST FEB. 24/12 at INJ

**POWER PLAY GOALS** **16**

LATEST MAR. 24/12 at COL

**SHORTHANDED GOALS** **2**

LATEST DEC. 8/11 at MTL

**OVERTIME POINTS** **1-0-1**
**SHOOTOUT RECORD** **6/23**

3 GDG

**PENALTY SHOT RECORD** **0/1**

JAN. 7/10 vs PHX, no goal (Bryzgalov)



## REGULAR SEASON

## PLAYOFFS

## RAYMOND vs NHL

SEASON	CLUB	LEA	GP	G	A	PTS	PIM	GP	G	A	PTS	PIM
2003.04	Camrose	AJHL	57	27	35	62	32	-	-	-	-	-
2004.05	Camrose	AJHL	55	41	41	82	80	15	8	12	20	-
2005.06	U. of Minn-Duluth	NCAA	40	11	17	28	30	-	-	-	-	-
2006.07	U. of Minn-Duluth	NCAA	39	14	32	46	45	-	-	-	-	-
	Manitoba	AHL	11	2	2	4	6	13	0	1	1	0
2007.08	Vancouver	NHL	49	9	12	21	2	-	-	-	-	-
	Manitoba	AHL	20	7	10	17	6	-	-	-	-	-
2008.09	Vancouver	NHL	72	11	12	23	24	10	2	1	3	2
2009.10	Vancouver	NHL	82	25	28	53	48	12	3	1	4	6
2010.11	Vancouver	NHL	70	15	24	39	10	24	2	6	8	6
2011.12	Vancouver	NHL	55	10	10	20	18	5	0	1	1	0
VANCOUVER/NHL TOTALS			328	70	86	156	102	51	7	9	16	14

TEAM	GP	G	A	PTS	PIM
Anaheim	17	6	5	11	4
Boston	4	1	0	1	4
Buffalo	4	0	2	2	0
Calgary	24	8	8	16	18
Carolina	4	3	2	5	2
Chicago	16	0	2	2	4
Colorado	26	6	11	17	10
Columbus	13	1	5	6	6
Dallas	18	6	5	11	2
Detroit	18	4	6	10	8
Edmonton	22	6	3	9	4
Florida	5	1	1	2	0
Los Angeles	18	3	1	4	2
Minnesota	22	5	5	10	8
Montreal	7	2	0	2	10
Nashville	16	3	2	5	2
New Jersey	5	1	1	2	0
NY Islanders	4	0	2	2	4
NY Rangers	4	0	2	2	2
Ottawa	7	0	6	6	2
Philadelphia	3	0	1	1	2
Phoenix	17	2	2	4	2
Pittsburgh	3	0	2	2	0
St. Louis	13	3	2	5	4
San Jose	18	1	6	7	2
Tampa Bay	4	0	2	2	0
Toronto	7	4	2	6	0
Washington	4	2	0	2	0
Winnipeg	5	2	0	2	0

**Totals** **328** **70** **86** **156** **102**



## NHL FIRSTS

**First Game:** Oct. 5/07 vs SJ  
**First Goal:** Dec. 12/07 at ANA  
**First Assist:** Oct. 5/07 vs SJ

## STREAKS

**Assists:** 3 Games Twice (latest Jan. 25-30/10: 3 assists)  
**Goals:** 3 Games Dec. 10-14/09: 3 goals  
**Points:** 5 Games Twice (latest Oct. 30 – Nov. 6/09: 4-2-6)

## HONOURS

Fred J. Hume Award (Canucks Unsung Hero): 2010  
 NHL YoungStars Sophomore Team: 2009  
 Mike Seiler Award (MVP), University of Minnesota-Duluth: 2007

## ACQUIRED

Vancouver's second round pick, 51st overall in the 2005 NHL Entry Draft.

## PERSONAL

He, his wife Megan and son Max spend the off-season in Invermere...The number 9 he wore while playing for the Kodiaks was retired prior to the 2010/11 NHL season in Camrose, AB. First job was working on his family's ranch...During the winters growing up, his dad would build an ice rink on their farm so Mason could skate and develop his skills.

## CAREER HIGHLIGHTS

**2011.12:** Missed 17 games due to a back injury...Went 2/9 in the shootout, ranking fourth on the Canucks for most shootout goals...Averaged 15.35 TOI and 1.08 TOI on the power play per game...Collected 2-1-3 in consecutive games, Mar. 22-24...Appeared in his 300th career game and notched the game-deciding goal in the shootout, Feb. 4 at COL...Collected a season high two assists in a single game, Jan. 21 vs SJ...Registered one assist in five playoff games. **2010.11:** Set a personal season high for best plus/minus (+8)...Ranked third on the team for most game-winning goals (5)...Missed 11 games due to injury...Collected three assists, tying a career high for most in a game, Mar. 27 at CBJ...Tied a career high for most assists in a game (3), Feb. 7/11 vs OTT...Established a career high for most points in a game (3-1-4) after recording his second career hat trick and an assist, Dec. 1 at CGY...Registered his 100th NHL point after a three-point effort (2-1-3), Oct. 17 at CAR...Appeared in a career high 24 playoff games recording eight points (2-6-8)...Ranked fifth among Canucks forwards in average ice time during the playoffs (17:29)...Missed Game 7 of Stanley Cup Final due to back injury. **2009.10:** Set career highs for most games played (82), goals (25), assists (28), points (53), game-winning goals (4) and power play goals (8) in a season...Was one of six Canucks to reach the 20+ goal mark this season...Ranked third on the team in power play goals (8) and tied for fourth in game-winning goals (4)...Established a three-game, three points (1-2-3) scoring streak, Apr. 6-10...Posted five points (2-3-5) in three consecutive games, Jan. 25-30...Recorded his 10th assist of the season, setting a new career high, Jan. 2 at DAL...Registered first career hat trick, Dec. 27 at CGY...Surpassed his single season goal high after netting his 12th goal of the season, Dec. 14 vs LA...Went on a three-game scoring streak, recording five points 3-2-5, Dec. 10-14...Set a new career high for most points in a game with 3 (1-2-3), Nov. 28 vs EDM...Recorded five points (1-4-5) in three consecutive games, Nov. 12-20...Established a five-game scoring streak (4-2-6), Oct. 30-Nov. 6...Notched his first career game-winning goal, Oct. 7 vs MTL. **2008.09:** Made his playoff debut, recording three points (2-1-3) in 10 playoff games...Set career highs for most games played (72), goals (11), points (23) and power play goals (4) in a season...Registered two points (1-1-2) in two consecutive games, Mar. 17-19...Recorded two points (1-1-2) in the YoungStars game, Jan. 24...Tallied two points (1-1-2) in two straight games, Nov. 24-27...Had a four-game scoring streak, recording four points (2-2-4), Oct. 30-Nov. 4...Recorded six points (3-3-6) in five consecutive games, Oct. 16-25. **2007.08:** Ranked among the NHL's top 20 rookies in scoring before suffering a season-ending MCL sprain, Mar. 17 vs PHX...Named third star, scoring a goal in 14:22 of ice time, Mar. 6 vs NSH...Recorded two points (1-1-2), finished +1 and was named first star, Feb. 21 at NSH...Registered a goal and an assist, finishing +2 and was named second star, Dec. 30 vs ANA...Made his NHL debut with the Canucks, collecting his first NHL point (an assist) and finishing a +1, Oct. 5 vs SJ. **2006.07:** Made his professional debut on Mar. 23 vs Grand Rapids and scored his career first goal as a Manitoba Moose...Finished his sophomore year at the University of Minnesota-Duluth second overall in WCHA scoring with 46 points (14-32-46).

## INTERNATIONAL

World Championship: 2010

## NHL MILESTONES

**100th NHL Game:** Feb. 19/09 at OTT

**300th NHL Game:** Feb. 4/12 at COL

**100th NHL Point:** Oct. 17/10 vs CAR

## 2011.12 GAME BY GAME

Oct. 6	vs PIT	INJ		
Oct. 10	@ CBJ	INJ		
Oct. 12	@ PHI	INJ		
Oct. 13	@ DET	INJ		
Oct. 15	@ EDM	INJ		
Oct. 18	vs NYR	INJ		
Oct. 20	vs NSH	INJ		
Oct. 22	vs MIN	INJ		
Oct. 25	@ EDM	INJ		
Oct. 26	vs STL	INJ		
Oct. 29	vs WSH	INJ		
Nov. 1	@ CGY	INJ		
Nov. 3	@ MIN	INJ		
Nov. 4	@ STL	INJ		
Nov. 6	@ CHI	INJ		
Nov. 10	@ LA	INJ		
Nov. 11	@ ANA	INJ		
Nov. 13	vs NYI	INJ		
Nov. 16	vs CHI	INJ		
Nov. 20	vs OTT	INJ		
Nov. 23	@ COL	INJ		
Nov. 25	@ PHX	INJ		
Nov. 26	@ SJ	INJ		
Nov. 29	vs CBJ	INJ		
Dec. 1	vs NSH	INJ		
Dec. 4	vs CGY	0-1	1/0	14:35
Dec. 6	vs COL	0-0	1/0	18:23
Dec. 8	@ MTL	1-0	3/2	19:09
Dec. 10	@ OTT	0-1	1/1	16:20
Dec. 13	@ CBJ	0-0	5/0	16:03
Dec. 15	@ CAR	1-1	5/1	16:28
Dec. 17	@ TOR	1-0	4/1	16:31
Dec. 19	vs MIN	0-0	1/0	15:05
Dec. 21	vs DET	0-1	3/1	13:25
Dec. 23	vs CGY	0-0	2/0	15:42
Dec. 26	vs EDM	0-0	1/0	18:44
Dec. 28	@ SJ	0-0	3/0	17:28
Dec. 29	@ ANA	1-0 (W)	3/0	17:53
Dec. 31	@ LA	0-0	4/-1	18:29
Jan. 2	vs SJ	0-0	5/-1	17:08
Jan. 4	vs MIN	0-0	2/0	14:01
Jan. 7	@ BOS	0-0	4/-1	15:24
Jan. 9	@ FLA	0-0	1/-1	15:11
Jan. 10	@ TB	0-1	1/1	18:16
Jan. 12	@ STL	0-0	2/-1	15:56
Jan. 15	vs ANA	1-0	3/0	16:18
Jan. 17	vs LA	0-0	3/0	14:09
Jan. 21	vs SJ	0-2	1/2	12:41
Jan. 24	vs EDM	0-0	2/0	14:43
Jan. 31	vs CHI	0-0	1/1	12:35
Feb. 2	vs DET	1-0	1/1	20:31
Feb. 4	@ COL	0-0	1/1	20:35
Feb. 7	@ NSH	0-0	1/-1	14:34
Feb. 9	@ MIN	0-0	1/0	12:08
Feb. 11	@ CGY	0-0	4/1	15:16
Feb. 13	vs PHX	0-0	2/-1	15:03
Feb. 15	vs COL	0-1	1/1	14:53
Feb. 18	vs TOR	0-0	0/0	13:38
Feb. 19	@ EDM	0-0	0/-1	13:01
Feb. 21	@ NSH	0-0	2/0	15:45
Feb. 23	@ DET	0-0	2/1	18:28
Feb. 24	@ NJ	1-0 (W)	2/0	12:01
Feb. 26	@ DAL	1-0	2/1	15:21
Feb. 28	@ PHX	0-0	4/0	18:03
Mar. 1	vs STL	0-0	3/0	16:42
Mar. 3	vs BUF	0-0	0/1	13:07
Mar. 6	vs DAL	0-0	2/0	9:02
Mar. 8	vs WPG	0-0	2/1	11:52
Mar. 10	vs MTL	0-0	4/-1	13:06
Mar. 14	vs PHX	0-0	1/-1	15:37
Mar. 17	vs CBJ	0-0	3/0	16:04
Mar. 19	@ MIN	DND		
Mar. 21	@ CHI	0-0	5/-1	20:13
Mar. 22	@ DAL	1-1	2/2	18:10
Mar. 24	@ COL	1-0	6/0	19:18
Mar. 26	vs LA	0-0	3/0	17:18
Mar. 28	vs COL	0-0	3/0	14:55
Mar. 30	vs DAL	0-0	1/-2	15:39
Mar. 31	vs CGY	0-0	1/-1	11:41
Apr. 3	vs ANA	0-1	4/-2	13:23
Apr. 5	@ CGY	0-0	0/0	11:14
Apr. 7	vs EDM	PER		

#35

# CORY SCHNEIDER

(KOHR-ee SHNIGH-duhr)

## CAREER STATS

**MOST SHOTS FACED** **48**

TWICE – LATEST NOV. 29/11 VS CBJ (4-1 W)

**MOST SAVES IN A GAME** **47**

NOV. 29/11 VS CBJ (4-1 W)

**SHOOTOUT RECORD** **3-2****PENALTY SHOT RECORD** **5/5**

LATEST MAR. 22/12 AT DAL , no goal (Ribeiro)



## REGULAR SEASON

SEASON	CLUB	LEA	GPI	W	L	T/OT	MIN	GA	SO	GAA	PCT	GPI	W	L	MIN	GA	SO	GAA
2004.05	Boston College	NCAA	18	13	1	4	1,102	35	1	1.90	.916	–	–	–	–	–	–	–
2005.06	Boston College	NCAA	39	24	13	2	2,362	83	8	2.11	.930	–	–	–	–	–	–	–
2006.07	Boston College	NCAA	42	29	12	1	2,517	90	6	2.15	.925	–	–	–	–	–	–	–
2007.08	Manitoba	AHL	36	21	12	2	2,054	78	3	2.28	.916	6	1	4	375	12	0	1.92
2008.09	Vancouver	NHL	8	2	4	1	355	20	0	3.38	.877	–	–	–	–	–	–	–
	Manitoba	AHL	40	28	10	1	2,324	79	5	2.04	.930	22	14	7	1,315	47	0	2.15
2009.10	Vancouver	NHL	2	0	1	0	79	5	0	3.80	.915	–	–	–	–	–	–	–
	Manitoba	AHL	60	35	23	12	3,557	149	4	2.51	.919	6	2	4	366	19	0	3.12
2010.11	Vancouver	NHL	25	16	4	2	1,372	51	1	2.23	.929	5	0	0	163	7	0	2.58
2011.12	Vancouver	NHL	33	20	8	1	1,833	60	3	1.96	.937	3	1	2	183	4	0	1.31
VANCOUVER/NHL TOTALS			68	38	17	4	3,639	136	4	2.24	.928	8	1	2	346	11	0	1.91

## PLAYOFFS

## NHL FIRSTS

**First Game:** Nov. 29/08 at CGY**First Win:** Dec. 5/08 at MIN**Shutout:** Mar. 6/11 at ANA

## STREAKS

**Longest Undeclared Streak:** 10 games Oct. 17/10 – Jan. 7/11**Longest Winning Streak:** 7 games Dec. 29/11 – Feb. 24/12 **First**

## HONOURS

William Jennings Trophy: 2011

Harry "Hap" Holmes Memorial Award: 2009

Aldege "Baz" Bastien Memorial Award: 2009

Norman F. Dailey Memorial Award: 2006

AHCA All-American First Team: 2006

Eberly Trophy: 2006

Bernie Burke Outstanding Freshman Award: 2005

Hockey East All-Rookie Team: 2005

## ACQUIRED

Vancouver's first choice, 26th overall in the 2004 NHL Entry Draft.

## PERSONAL

Wears #35 as a homage to his favourite goaltender, Mike Richter...Grew up a fan of the Boston Red Sox, attending games often while going to University...Completed a degree in Finance from Boston College.

## CAREER HIGHLIGHTS

**2011.12:** Posted a record of 20-8-1, goals against average of 1.96 and .937 save percentage this season. Established career highs in games played (33), wins (20), shutouts (3), save percentage (.937) and goals against average (1.96). Ranked third in the League for goals against average and second for save percentage. Ranked first in Canucks history for best career goals against average (2.24). Won four consecutive games, Mar. 22-Apr. 3. Turned away Mike Ribeiro's penalty shot, Mar. 22 at DAL. Set an undefeated streak of eight games (7-0-1), Dec. 29-Feb. 28. Went 1/1 on a penalty shot against Daniel Paille, Jan. 7 at BOS. Won the Mike's Cup Three Stars for the month of November. Established a five-game winning streak, Nov. 20-29. Faced a season high 48 shots and made 47 saves, Nov. 29 vs CBJ. Collected two shutouts in consecutive games, Nov. 23-25. Turned away Maksim Mayorov's penalty shot, Oct. 10 at CBJ. Collected his first postseason win and appeared in three playoff games.

**2010.11:** Won the Jennings Trophy, alongside Roberto Luongo, for the first time in franchise history. Appeared in his first full season with the Canucks, posting a record of 16-4-2 and registering one shutout in 25 appearances. Tied for the League's fourth best GAA (2.23). Posted the League's third best save percentage (.929). Established a six-game winning streak, Feb. 15 - Mar. 27. Recorded his first career shutout, Mar. 6 at ANA. Set a franchise record for most assists in a single game by a goaltender with two, Dec. 11 vs TB. Tied a franchise record for the longest undefeated streak to start the season at 10 games (8-0-2) alongside Kirk McLean (2X), Dan Cloutier (2X), Cesare Maniago and Richard Brodeur. Made his first appearance in an NHL playoff game on Apr. 19 at CHI. **2009.10:** Dressed in two NHL games with Vancouver, finishing 0-1 with a .915 save percentage. Recorded a career high 45 saves Nov. 6 at DAL. Played in six Calder Cup Playoffs games, finishing 2-4 with a .905 save percentage. Registered a career high 35 wins with a 23-23-2 record and .919 save percentage in 60 games with the Manitoba Moose. **2008.09:** Received his first NHL call-up, Nov. 22 following an injury to Canucks starting goaltender Roberto Luongo. Made his NHL debut, Nov. 29 at CGY, registering 28 saves in a 3-1 loss. Played in eight NHL games, collecting a 2-4-1 record and 3.38 GAA. Led the Manitoba Moose to the Calder Cup Finals with a 14-7 record in 22 playoff games. Finished the playoffs with a .922 save percentage. Was awarded the Aldege "Baz" Bastien Memorial Award as the AHL goaltender of the year. Played in 40 games with the Manitoba Moose, finishing 28-10-1 and registering a team record 13-game winning streak. Named AHL Goalie of the Month for November. Was named starting goalie for Planet USA at the 2009 AHL All-Star Classic and Top Goaltender in the skills competition. **2007.08:** Made his professional hockey debut with the AHL Manitoba Moose. Played in six Calder Cup playoff games, registering a 1.92 GAA and .938 save percentage. Finished the regular season with a 21-12-2 record and .916 save percentage. Named AHL Rookie of the Month, Mar. **2006.07:** Helped Boston College capture its second Lamoriello Trophy (Hockey East Championship) in three years. Made a second consecutive start in the NCAA Final. Started in all of Boston College's 42 games. Registered six shutouts and a 29-12-1 winning record. Finished his career with Boston College as the all-time leader in shutouts (15) and single-season saves (111). **2005.06:** Started in 39 games for Boston College. Finished the season with a 24-13-2 record and .929 save percentage. Registered eight shutouts, a single-season team record. Was named to AHCA All-American first team. Was named a co-winner (with Chris Collins) of the team's Norman F. Dailley Memorial Award as the team MVP. Became the first goalie in NCAA history to post consecutive shutouts in regional play with a 33 save and 5-0 win over Miami (Ohio) University, Mar. 24 and a 28 save, 5-0 win over Boston University Mar. 25. Did not allow a goal for 242:19 consecutive minutes, Jan. **2004.05:** Helped Boston College capture a record-setting sixth team Lamoriello Trophy. Made 26 saves in the final to help secure the Lamoriello Trophy for Boston College. Finished with a 13-1-4 record and led the nation with a .833 winning percentage.

## INTERNATIONAL

U18 Junior World Cup: 2003 (gold)

World Junior Championships: 2005, 2006

IIHF World U18 Championships: 2004 (silver)

## SCHNEIDER vs NHL

TEAM	GPI	MINs	GA	SOG	SO	W	L	T/OT	WIN%	GAA	SV%
Anaheim	6	254	9	105	1	3	1	0	.750	2.13	.914
Boston	1	60	3	39	0	1	0	0	1.000	3.00	.923
Buffalo	2	119	5	56	0	0	1	1	.250	2.52	.911
Calgary	3	181	8	95	0	1	2	0	.333	2.65	.916
Carolina	2	119	5	74	0	1	1	0	.500	2.52	.932
Chicago	3	148	10	87	0	1	1	0	.500	4.05	.885
Colorado	6	340	7	185	2	4	0	1	.900	1.24	.962
Columbus	6	339	13	194	0	5	1	0	.833	2.30	.933
Dallas	5	298	7	174	0	4	1	0	.800	1.41	.960
Detroit	2	71	2	42	0	0	1	0	.000	1.69	.952
Edmonton	6	272	9	115	0	3	1	0	.750	1.99	.922
Florida	1	60	3	21	0	1	0	0	1.000	3.00	.857
Minnesota	9	503	17	226	0	5	3	0	.625	2.03	.925
Nashville	1	20	3	5	0	0	0	0	1.000	9.00	.400
New Jersey	1	60	1	31	0	1	0	0	1.000	1.00	.968
NY Rangers	1	59	1	35	0	0	1	0	.000	1.02	.971
Ottawa	1	62	1	29	0	1	0	0	1.000	0.97	.966
Philadelphia	1	39	1	20	0	0	1	0	.000	1.54	.950
Phoenix	2	125	1	57	1	1	0	0	.750	0.48	.982
St. Louis	2	120	5	61	0	1	1	0	.500	2.50	.918
San Jose	4	205	14	143	0	3	1	0	.750	4.10	.902
Tampa Bay	2	126	9	54	0	1	0	1	.750	4.29	.833
Winnipeg	1	60	2	32	0	1	0	0	1.000	2.00	.938
<b>Totals</b>	<b>68</b>	<b>3,639</b>	<b>136</b>	<b>1,880</b>	<b>4</b>	<b>38</b>	<b>17</b>	<b>4</b>	<b>.677</b>	<b>2.24</b>	<b>.928</b>

## 2011.12 GAME BY GAME

Oct. 6	vs PIT	DNP		
Oct. 10	@ CBJ	2/25	W	60
Oct. 12	@ PHI	DNP		
Oct. 13	@ DET	2/37	L	58
Oct. 15	@ EDM	DNP		
Oct. 18	vs NYR	DNP		
Oct. 20	vs NSH	DNP		
Oct. 22	vs MIN	2/23	W	65
Oct. 25	@ EDM	0/8		32
Oct. 26	vs STL	3/31	L	60
Oct. 29	vs WSH	DNP		
Nov. 1	@ CGY	DNP		
Nov. 3	@ MIN	5/45	L	60
Nov. 4	@ STL	DNP		
Nov. 6	@ CHI	DNP		
Nov. 10	@ LA	DNP		
Nov. 11	@ ANA	0/2		19
Nov. 13	vs NYI	DNP		
Nov. 16	vs CHI	5/27	L	60
Nov. 20	vs OTT	1/29	W	62
Nov. 23	@ COL	0/24	W	60
Nov. 25	@ PHX	0/22	W	60
Nov. 26	@ SJ	2/45	W	60
Nov. 29	@ CBJ	1/48	W	60
Dec. 1	vs NSH	3/5		20
Dec. 4	vs CGY	DNP		
Dec. 6	vs COL	0/20		36
Dec. 8	@ MTL	DNP		
Dec. 10	@ OTT	DNP		
Dec. 13	@ CBJ	DNP		
Dec. 15	@ CAR	4/41	L	59
Dec. 17	@ TOR	DNP		
Dec. 19	vs MIN	DNP		
Dec. 21	vs DET	DNP		
Dec. 23	vs CGY	DNP		
Dec. 26	vs EDM	DNP		
Dec. 28	@ SJ	DNP		
Dec. 29	@ ANA	2/32	W	60
Dec. 31	@ LA	DNP		
Jan. 2	vs SJ	DNP		
Jan. 4	vs MIN	DNP		
Jan. 7	@ BOS	3/39	W	60
Jan. 9	@ FLA	DNP		
Jan. 10	@ TB	4/31	W	65
Jan. 12	@ STL	DNP		
Jan. 15	vs ANA	DNP		
Jan. 17	vs LA	DNP		
Jan. 21	vs SJ	DNP		
Jan. 24	vs EDM	DNP		
Jan. 31	vs CHI	2/39	W	64
Feb. 2	vs DET	DNP		
Feb. 4	@ COL	DNP		
Feb. 7	@ NSH	DNP		
Feb. 9	@ MIN	2/24	W	60
Feb. 11	@ CGY	DNP		
Feb. 13	vs PHX	DNP		
Feb. 15	vs COL	DNP		
Feb. 18	vs TOR	DNP		
Feb. 19	@ EDM	2/28	W	60
Feb. 21	@ NSH	DNP		
Feb. 23	@ DET	DNP		
Feb. 24	@ NJ	1/31	W	60
Feb. 26	@ DAL	DNP		
Feb. 28	@ PHX	1/35	O	65
Mar. 1	vs STL	DNP		
Mar. 3	vs BUF	1/17	L	55
Mar. 6	vs DAL	DNP		
Mar. 8	vs WPG	2/32	W	60
Mar. 10	vs MTL	DNP		
Mar. 14	vs PHX	DNP		
Mar. 17	vs CBJ	3/36	W	60
Mar. 19	@ MIN	1/33	L	59
Mar. 21	@ CHI	DNP		
Mar. 22	@ DAL	1/26	W	60
Mar. 24	@ COL	DNP		
Mar. 26	vs LA	DNP		
Mar. 28	vs COL	0/43	W	60
Mar. 30	vs DAL	2/30	W	60
Mar. 31	vs CGY	DNP		
Apr. 3	vs ANA	0/9	W	38
Apr. 5	@ CGY	3/28	L	59
Apr. 7	vs EDM	DNP		

#22

## DANIEL SEDIN

(DAN-yeh! suh-DEEN)

## CAREER STATS

MOST GOALS IN A GAME 4

FEB. 24/04 vs DET

MOST ASSISTS IN A GAME 3

11 TIMES – FEB. 18/12 vs TOR

MOST POINTS IN A GAME 5

FEB. 6/07 at EDM: 3-2-5

HAT TRICKS 5

LATEST DEC. 6/11 vs COL

GAME-WINNING GOALS 60

LATEST MAR. 17/12 vs CBJ

POWER PLAY GOALS 103

LATEST MAR. 17/12 vs CBJ

SHORTHANDED GOALS 0

OVERTIME POINTS 10-9-19

SHOOTOUT RECORD 4/22

3 GDG

PENALTY SHOT RECORD 0/4

LATEST MAR. 25/11 at ATL, no goal (MASON)



## REGULAR SEASON

## PLAYOFFS

## D. SEDIN vs NHL

SEASON	CLUB	LEA	GP	G	A	PTS	PIM	GP	G	A	PTS	PIM
1997-98	MoDo Jr.	Swe-Jr.	26	26	14	40	—	—	—	—	—	—
	MoDo	Sweden	45	4	8	12	26	9	0	0	0	2
1998-99	MoDo	Sweden	50	21	21	42	20	13	4	8	12	14
1999-00	MoDo	Sweden	50	19	26	45	28	13	8	6	14	18
	MoDo	EuroHL	4	3	3	6	0	2	0	0	0	0
2000-01	Vancouver	NHL	75	20	14	34	24	4	1	2	3	0
2001-02	Vancouver	NHL	79	9	23	32	32	6	0	1	1	0
2002-03	Vancouver	NHL	79	14	17	31	34	14	1	5	6	8
2003-04	Vancouver	NHL	82	18	36	54	18	7	1	2	3	0
2004-05	MoDo	Sweden	49	13	20	33	40	6	0	3	3	6
2005-06	Vancouver	NHL	82	22	49	71	34	—	—	—	—	—
2006-07	Vancouver	NHL	81	36	48	84	36	12	2	3	5	4
2007-08	Vancouver	NHL	82	29	45	74	50	—	—	—	—	—
2008-09	Vancouver	NHL	82	31	51	82	36	10	4	6	10	8
2009-10	Vancouver	NHL	63	29	56	85	28	12	5	9	14	12
2010-11	Vancouver	NHL	82	41	63	104	32	25	9	11	20	32
2011-12	Vancouver	NHL	72	30	37	67	40	2	0	2	2	0
VANCOUVER/NHL TOTALS			859	279	439	718	364	92	23	41	64	64

## NHL FIRSTS

First Game: Oct. 5/00 at PHI

First Goal: Oct. 8/00 at TB

First Assist: Oct. 12/00 vs COL

## STREAKS

Goals: 5 games Three times (latest Mar. 20-30/10: 5 goals)

Assists: 11 games Feb. 12 - Mar. 16/10: 14 assists

Points: 11 games Feb. 12 - Mar. 16/10: 3-14-17

## HONOURS

Art Ross Trophy: 2010-11

Ted Lindsay: 2010-11

Cyclone Taylor: 2010-11

First Team All-Star: 2011

Second Team All-Star: 2010

Cyrus H. McLean award: 2008-09, 2006-07

Swedish Elite League Co-MVP: 1999

TEAM	GP	G	A	PTS	PIM
Anaheim	42	15	20	35	10
Boston	12	4	2	6	6
Buffalo	12	3	7	10	10
Calgary	66	24	42	66	28
Carolina	9	3	4	7	2
Chicago	43	14	26	40	20
Colorado	62	27	25	52	26
Columbus	44	12	26	38	20
Dallas	39	13	16	29	14
Detroit	42	16	24	40	16
Edmonton	65	32	30	62	28
Florida	11	3	4	7	8
Los Angeles	40	13	20	33	16
Minnesota	64	18	34	52	30
Montreal	18	2	10	12	4
Nashville	42	12	24	36	14
New Jersey	11	2	4	6	6
NY Islanders	10	2	8	10	2
NY Rangers	9	4	2	6	2
Ottawa	16	4	9	13	10
Philadelphia	11	3	8	11	2
Phoenix	43	9	24	33	22
Pittsburgh	11	3	7	10	8
St. Louis	43	9	22	31	24
San Jose	43	9	19	28	26
Tampa Bay	10	4	5	9	2
Toronto	19	8	12	20	4
Washington	11	4	2	6	2
Winnipeg	11	7	3	10	2

Totals 859 279 439 718 364

## ACQUIRED

Vancouver's 1st choice, 2nd overall, in the 1999 NHL Entry Draft.

## PERSONAL

Daniel and his wife Marinette have two daughters, Ronja and Anna and a son, Erik. Spends his summers in his hometown in Sweden...Enjoys playing golf and tennis...Says he would like to play professional soccer if he were not a hockey player.

## CAREER HIGHLIGHTS

**2011.12:** Ranked tied for 26th in the League for most points and tied for 13th for most power play points (10-15-25)...Finished the season ranked second for power play goals (103), first for game-winning goals (60) and first for overtime goals (10)...Collected 30 or more goals for the fourth time in his career...Recorded his 10th career overtime goal to set a franchise record for the most overtime goals, Jan. 31 vs CHI...Appeared in the 2012 NHL All-Star Game in Ottawa, Jan. 29...Recorded his 100th power play goal, tying a franchise record for most career overtime power play goals (9) and 700th career point, becoming only the 10th Swedish born NHL player to reach this mark, Jan. 12 at STL...Moved into third place in franchise goal-scoring with his 263rd, surpassing Stan Smyl, Dec. 26 vs EDM...Collected his fifth career hat trick, Dec. 6 vs COL...Notched his 98th career power play goal, moving into third place in Canucks history, surpassing Trevor Linden, Dec. 1 vs NSH...Moved into fourth place on the Canucks all-time franchise scoring list, Nov. 16 vs CHI...Moved into second place in franchise history for most assists (416), surpassing Trevor Linden, Nov. 10 at LA. **2010.11:** Led the NHL in scoring, recording 104 points (41-63-104) in 82 games played...Won the Art Ross one season following brother Henrik, becoming the first brothers to win the trophy in consecutive seasons...Set career highs for goals (41), assists (63) and points (104)...Ranked tied for fourth in goals (41), third in assists (63), first in power play goals (18) and third for game-winning goals (10) in the NHL...Moved into fifth place in all-time franchise scoring and fifth for games played...Holds the franchise record for game-winning goals (54)...Collected 16 points (8-8-16) in nine consecutive games, Mar. 5-23...Established the franchise record for most career GWGs, surpassing Markus Naslund's 49, Feb. 4 vs CHI...Named to the 2011 NHL All-Star game...Scored in 10 straight games (4-10-14) Nov. 24-Dec. 18...With two points registered, moved into 5th spot as the franchise's highest scorer, Oct. 13 at ANA...Began the season with a nine-game scoring streak (7-5-12), Oct. 9-26...Named as an Alternate Captain prior to the start of the season...Led the League in power play goals during the postseason (5)...Ranked fourth in the League for goals (9) and points (20) in 25 playoff games played...Finished the playoffs ranked fourth all-time on the Canucks in playoff scoring (23-29-62) and second all-time in power play goals (10). **2009.10:** Finished the season second in team scoring and T-11th in the League...Scored eight game-winners, tied for second most in the League this season...Moved to sixth in all-time franchise scoring (208-339-547)...Notched 20+ goals for the fifth consecutive season and sixth time in his career...Established the seventh longest scoring streak this season (3-14-17 in IIGP)...Notched seventh career OT goal and sits second place for most career OT goals in franchise history, Jan. 20 at EDM...Recorded 11 points (2-9-11) in five consecutive games, Jan. 16-25...Had a six-game scoring streak, recording 10 points (3-7-10), Dec. 31-Jan. 11...Tallied seven points (2-5-7) in three consecutive games, Dec. 22-27...Established an eight-game scoring streak (6-7-13), Dec. 2-16...Missed 18 games due to a foot injury, Oct. 11-Nov. 20...Tied a career high for most assists in a game (3), Oct. 7 vs MTL. **2008.09:** Shared the team scoring lead with 82 points (31-51-82)...Finished the season with 36 career GWGs, ranking second highest all-time in franchise history...Moved into 10th place in franchise history for most goals scored (172), Feb. 15...Scored his 20th goal of the season, recording 20+ goals for the fourth consecutive season, Jan. 9 vs STL. **2007.08:** Finished second in team scoring with 74 points (29-45-74)...Had 380 career points as a Canuck at the season's end placing him 11th in all-time franchise scoring. **2006.07:** Led the team in regular season scoring with 84 points (36-48-84)...Scored over 30 goals for the first time in his career...Moved past Geoff Courtnall (246) to fifth in all-time scoring among left wingers in club history with 306 career points...Scored the OT game-winner, tying an NHL record with his fourth of the season, had one assist, seven shots and was named third star, Mar. 15 vs STL...Set a new NHL record for most OT power play goals with his third of the season, Mar. 15 vs STL...Set new career high, recording a hat trick, finishing the game with five points (3-2-5), Feb. 6 at EDM. **2005.06:** Set career highs in goals (22), assists (49), points (71) and time on ice with 16:39 per game in 82 GP...Set a new career high in goals scored after notching his 21st of the season, Mar. 29 vs MIN. **2003.04:** Collected a career high 54 points (18-36-54)...Scored his first career hat trick on a four-goal night, named first star and finished with a -4, Feb. 24 vs DET. **2002.03:** Scored his 12th goal, extending a point streak to four games (2-2-4), and was named third star, Mar. 23 vs WSH...Recorded his second consecutive game-winner and was named the game's first star, Nov. 29 at TB...Scored his first goal of the season, giving him four points in three games, Oct. 16 vs BOS. **2001.02:** Collected 32 points (9-23-32) in 79 games. **2000.01:** His 20 goals ranked tied for second among NHL rookies...Finished among the leaders in NHL rookie scoring with 34 points (20-14-34)...Was the first NHL rookie in 2000.01 to reach 20 goals...Became the 12th Canucks rookie to reach the 20 goal plateau, Mar. 21 at CBJ.

## INTERNATIONAL

Olympic Games: 2010, 2006 (gold)

World Championships: 2005, 2001 (bronze), 2000, 1999 (bronze)

World Cup: 2004

World Junior Championships: 2000, 1999, 1998

## NHL MILESTONES

**100th NHL Game:** Nov. 23/01 at BOS

**800th NHL Game:** Nov. 3/11 at MIN

**100th NHL Goal:** Jan. 13/07 at TOR

**200th NHL Goal:** Mar. 23/10 at EDM

**100th NHL Point:** Oct. 18/03 at MIN

**700th NHL Point:** Jan. 12/12 at STL

## 2011.12 GAME BY GAME

Oct. 6	vs PIT	1-1	5/1	24:19
Oct. 10	@ CBJ	0-1	0/0	19:01
Oct. 12	@ PHI	1-1	3/1	22:48
Oct. 13	@ DET	0-0	4/-1	18:08
Oct. 15	@ EDM	0-2	5/1	19:19
Oct. 18	vs NYR	0-0	1/-1	20:18
Oct. 20	vs NSH	1-2	5/1	17:15
Oct. 22	vs MIN	1-1	5/-1	20:19
Oct. 25	@ EDM	0-0	3/-1	19:16
Oct. 26	vs STL	0-0	0/0	18:48
Oct. 29	vs WSH	0-1	4/2	18:24
Nov. 1	@ CGY	1-0	2/0	14:15
Nov. 3	@ MIN	0-1	3/0	20:18
Nov. 4	@ STL	0-0	4/-1	19:08
Nov. 6	@ CHI	1-2 (W)	4/0	15:45
Nov. 10	@ LA	0-2	4/1	18:21
Nov. 11	@ ANA	0-2	4/2	21:30
Nov. 13	vs NYI	0-0	2/0	17:07
Nov. 16	vs CHI	0-1	3/1	20:16
Nov. 20	vs OTT	0-1	2/0	21:25
Nov. 23	@ COL	0-0	2/1	19:13
Nov. 25	@ PHX	0-1	3/1	17:13
Nov. 26	@ SJ	0-0	4/0	18:00
Nov. 29	vs CBJ	1-1	4/1	17:40
Dec. 1	vs NSH	1-1	3/-1	20:28
Dec. 4	vs CGY	1-0	5/0	17:46
Dec. 6	vs COL	3-0 (W)	5/3	17:41
Dec. 8	@ MTL	0-0	2/-1	22:27
Dec. 10	@ OTT	0-1	3/0	18:39
Dec. 13	@ CBJ	0-0	3/0	22:09
Dec. 15	@ CAR	INJ		
Dec. 17	@ TOR	1-0	4/1	18:51
Dec. 19	vs MIN	0-3	1/1	15:51
Dec. 21	vs DET	0-1	2/1	17:41
Dec. 23	vs CGY	0-0	2/-1	21:24
Dec. 26	vs EDM	1-0	4/1	15:53
Dec. 28	@ SJ	1-0	4/0	22:06
Dec. 29	@ ANA	2-0	6/3	15:48
Dec. 31	@ LA	0-1	2/0	16:53
Jan. 2	vs SJ	0-0	6/0	23:27
Jan. 4	vs MIN	1-1 (W)	5/2	16:57
Jan. 7	@ BOS	0-1	5/-2	19:02
Jan. 9	@ FLA	0-0	2/0	20:31
Jan. 10	@ TB	0-0	4/-2	17:23
Jan. 12	@ STL	1-1 (W)	1/2	20:35
Jan. 15	vs ANA	0-0	3/-1	17:23
Jan. 17	vs LA	1-0	7/0	20:32
Jan. 21	vs SJ	0-0	4/0	20:18
Jan. 24	vs EDM	1-0	5/1	22:27
Jan. 31	vs CHI	1-0 (W)	5/0	20:02
Feb. 2	vs DET	0-0	3/0	19:16
Feb. 4	@ COL	0-0	2/0	21:17
Feb. 7	@ NSH	1-0	2/1	19:10
Feb. 9	@ MIN	1-1	2/1	15:48
Feb. 11	@ CGY	0-0	2/0	22:59
Feb. 13	vs PHX	0-0	0/0	18:51
Feb. 15	vs COL	0-0	5/0	19:04
Feb. 18	vs TOR	1-3	5/3	17:04
Feb. 19	@ EDM	1-1	2/1	17:35
Feb. 21	@ NSH	0-0	1/-2	19:08
Feb. 23	@ DET	2-0	8/1	20:21
Feb. 24	@ NJ	0-0	1/0	17:24
Feb. 26	@ DAL	0-0	0/0	17:54
Feb. 28	@ PHX	0-1	4/-1	17:16
Mar. 1	vs STL	0-0	1/1	16:24
Mar. 3	vs BUF	0-0	2/-1	19:23
Mar. 6	vs DAL	0-0	4/-2	18:53
Mar. 8	vs WPG	0-0	4/0	18:27
Mar. 10	vs MTL	0-0	1/0	16:09
Mar. 14	vs PHX	0-1	4/-1	19:20
Mar. 17	vs CBJ	2-0 (W)	2/-1	18:03
Mar. 19	@ MIN	0-0	5/-1	20:34
Mar. 21	@ CHI	0-0	0/0	4:57
Mar. 22	@ DAL	INJ		
Mar. 24	@ COL	INJ		
Mar. 26	vs L.A.	INJ		
Mar. 28	vs COL	INJ		
Mar. 30	vs DAL	INJ		
Mar. 31	vs CGY	INJ		
Apr. 3	vs ANA	INJ		
Apr. 5	@ CGY	INJ		
Apr. 7	vs EDM	INJ		



#33

HENRIK  
SEDIN

(HEHN-rihk suh-DEEN)

## CAREER STATS

**MOST GOALS IN A GAME** 3

NOV. 14/09 at COL

**MOST ASSISTS IN A GAME** 4

THREE TIMES – LATEST FEB. 18/12 vs TOR

**MOST POINTS IN A GAME** 4

EIGHT TIMES – LATEST FEB. 18/12 vs TOR: 0-4-4

**HAT TRICKS** 1

NOV. 14/09 at COL

**GAME-WINNING GOALS** 32

LATEST APR. 7/12 vs EDM

**POWER PLAY GOALS** 45

LATEST APR. 7/12 vs EDM

**SHORTHANDED GOALS** 5

LATEST MAR. 30/10 vs PHX

**OVERTIME POINTS** 4-13-17**SHOOTOUT RECORD** 0/3

0 GDG

**PENALTY SHOT RECORD** 1/2

LATEST NOV. 1/10 vs NJ, goal (Brodeur)



## REGULAR SEASON

## PLAYOFFS

## H. SEDIN vs NHL

SEASON	CLUB	LEA	GP	G	A	PTS	PIM	GP	G	A	PTS	PIM
1997-98	MoDo	SWE	39	1	4	5	8	7	0	0	0	0
1998-99	MoDo	SWE	49	12	22	34	32	13	2	8	10	6
1999-00	MoDo	SWE	50	9	38	47	22	13	5	9	14	2
2000-01	Vancouver	NHL	82	9	20	29	38	4	0	4	4	0
2001-02	Vancouver	NHL	82	16	20	36	36	6	3	0	3	0
2002-03	Vancouver	NHL	78	8	31	39	38	14	3	2	5	8
2003-04	Vancouver	NHL	76	11	31	42	32	7	2	2	4	2
2004-05	MoDo	SWE	44	14	22	36	50	6	1	3	4	6
2005-06	Vancouver	NHL	82	18	57	75	56	–	–	–	–	–
2006-07	Vancouver	NHL	82	10	71	81	66	12	2	2	4	14
2007-08	Vancouver	NHL	82	15	61	76	56	–	–	–	–	–
2008-09	Vancouver	NHL	82	22	60	82	48	10	4	6	10	2
2009-10	Vancouver	NHL	82	29	83	112	48	12	3	11	14	6
2010-11	Vancouver	NHL	82	19	75	94	40	25	3	19	22	16
2011-12	Vancouver	NHL	82	14	67	81	52	5	2	3	5	4
VANCOUVER/NHL TOTALS			892	171	576	747	510	95	22	49	71	52

## NHL FIRSTS

**First Game:** Oct. 5/00 at PHI**First Goal:** Oct. 16/00 vs TOR**First Assist:** Oct. 6/00 at FLA

## STREAKS

**Goals:** 4 games Mar. 26 – Apr. 2/02: 4 goals**Assists:** 7 games Twice (latest Dec. 29/09 – Jan. 11/10: 12 assists)**Points:** 10 games Dec. 22/09 – Jan. 11/10: 5-15-20

## HONOURS

Cyclone Taylor Trophy: 2012, 2010

Cyrus H. McLean Trophy: 2012, 2009, 2008

NHL All-Star Game: 2012, 2011

NHL First Team All-Star: 2011, 2010

Hart Memorial Trophy: 2010

Art Ross Trophy: 2010

Molson Cup: 2010

Sporting News Player of the Year: 2010

Swedish Elite League Co-MVP: 1999

TEAM	GP	G	A	PTS	PIM
Anaheim	44	7	25	32	18
Boston	12	1	4	5	8
Buffalo	12	2	6	8	2
Calgary	68	11	47	58	52
Carolina	10	0	10	10	4
Chicago	42	13	25	38	24
Colorado	69	17	39	56	34
Columbus	43	8	29	37	14
Dallas	42	8	30	38	26
Detroit	44	8	32	40	24
Edmonton	69	15	50	65	30
Florida	11	2	9	11	12
Los Angeles	44	6	25	31	34
Minnesota	68	9	46	55	34
Montreal	19	6	10	16	4
Nashville	42	7	31	38	52
New Jersey	11	2	7	9	6
NY Islanders	11	3	8	11	4
NY Rangers	10	1	5	6	4
Ottawa	15	4	11	15	10
Philadelphia	11	2	13	15	6
Phoenix	44	8	28	36	24
Pittsburgh	11	3	9	12	10
St. Louis	44	7	25	32	18
San Jose	44	10	21	31	26
Tampa Bay	10	2	6	8	10
Toronto	20	4	15	19	10
Washington	11	1	6	7	6
Winnipeg	11	4	4	8	4

**Totals** 892 171 576 747 510

## ACQUIRED

Vancouver's second choice, third overall, in the 1999 NHL Entry Draft.

## PERSONAL

Henrik, his wife Johanna and sons Valter and Harry live in Vancouver during the season...Spends his summers in his native Sweden, where he enjoys boating and golfing...Likes to play cards and backgammon when on the road...Hawaii is one of his favourite vacation destinations...Enjoys playing soccer during the off-season.

## CAREER HIGHLIGHTS

**2011.12:** Ranked tied for seventh in League scoring, first in assists and ninth for most power play points (8-19-27)...Won the 2011.12 Cyclone Taylor Trophy as the Canucks MVP and Cyrus McLean Trophy as the Canucks leading scorer...Finished the season having played in 581 consecutive games, holding the seventh longest ironman streak in League history...Moved into second in franchise history for most points (734)...Led Trevor Linden, Mar. 14 vs PHX...Played in the NHL All-Star Game in Ottawa, Jan. 29...Appeared in his 535th consecutive game, surpassing Brendan Morrison for the franchise's longest ironman streak, Dec. 26 vs EDM...Collected his 700th career point, becoming just the ninth Swedish born player and fourth youngest to reach that mark, Dec. 15 at CAR...Moved into third place in club history for most points, Oct. 20 vs NSH...Led the Canucks in playoff scoring with five points (2-3-5) in five games. **2010.11:** Finished fourth in the League in scoring this season, recording 94 points (19-75-94) in 82 games played...Led the League in assists (75)...Ranked fifth in the League in power play scoring (8-27-35)...Is the League's second longest active ironman, having played 498 consecutive games...Moved into fourth place for all-time scoring in franchise history with 666 points (157-509-666) and games played (810)...Appeared in his 800th career game, Mar. 16 vs COL...Recorded his 500th career assist, Mar. 12 at CGY...Named to the 2011 NHL All-Star Game and collected two assists in the game...Recorded his 600th career point, Dec. 1 at CGY...Started the season on a six-game scoring streak (0-9-9), Oct. 9-19...Named as the Canucks 13th captain in franchise history prior to the season...Ranked second in the League in scoring during the postseason with 22 points (3-19-22) in 25 games played...Led the League in assists during the playoffs with 19...Established a career high 22 points (3-19-22) in 25 playoff games and finished the playoffs tied for second all-time in franchise history with 66 points (34-32-66). **2009.10:** Led the NHL in scoring, recording a career high 112 points (29-83-112) to win the Art Ross Trophy...Awarded the Hart Memorial Trophy as League MVP...Led the NHL with 83 assists and set new franchise record...Set new franchise single season points record improving on Pavel Bure's 110 point season (1992.93)...Moved into first place in club history for most career assists (434)...Was the second longest active ironman, having played in 416 consecutive games...Set new record with franchise-leading 416th career assist, Mar. 14 vs CGY...Surpassed Thomas Gradin to become highest scoring centre and fourth leading scorer in club history with an assist, his 551st career point, Mar. 13 vs OTT...Established a career high in points (83) after registering three assists, Mar. 3 at DET...Established a personal best scoring streak this season (5-15-20 in 10 GP), Dec. 22-Jan. 11...Set new single season career goal high with his 23rd, Jan. 23 vs CHI...Recorded 16 points (1-15-16) in nine consecutive games, Dec. 2-18...Tied a personal best, recording four points (2-2-4) in a single game for the fourth time in his career, Oct. 7. **2008.09:** Recorded 60 assists, placing eighth in the League...Shared the scoring lead on the Canucks with 82 points (22-60-82) and ranked tied for 14th in the League for most points...Finished the season as the third longest active ironman, having played in 335 consecutive games...Set the franchise record for most points in a single month with 19 (7-12-19) in March, surpassing the record of 16 held by four players...Played in his 300th consecutive game and moved into ninth place in franchise history for games played (611), Jan. 18 vs CBJ. **2007.08:** Led the team in scoring with 76 points...Ranked fourth in NHL assists (61), and tied for 11th in power play assists (25)...Tallied his fourth consecutive goal in as many games, Jan. 3 vs NYR. **2006.07:** Set career highs in points (81), assists (71 - franchise record) and PIMs (66)...Ranked fourth in the League in assists (71) and tied for fifth for power play assists (34)...Netted one power play goal and one assist in Game 7 of Western Conference Quarter-Final Apr. 23 vs DAL...Scored the quadruple OT game-winning goal and had an assist, Apr. 11 vs DAL...Earned his 71st assist of the season on the OT game-winner, Apr. 7 at SJ...Registered three assists, his 63rd of the season, to surpass Andre Boudrias' (62) franchise record for most assists in a single season Mar. 25 vs COL...Recorded his 58th assist setting a new career high, Mar. 17 vs DET. **2005.06:** Set career highs in goals (18), assists (57), points (75), and time on ice with an average of 16:54 per game...Led the team in assists and plus/minus with a +11 and was second in team scoring...Accumulated four points, setting a career high for most points in a game, and was named second star, Jan. 31 at PHX...Had a seven game point streak (3-5-8), Oct. 16-29. **2003.04:** Played 76 games, finishing with a career high 42 points (11-31-42) and 32 penalty minutes...Recorded his 30th assist and 39th point (tying career high for points) of the season, Feb. 28 vs STL. **2002.03:** Finished the season with new career highs in assists and points (8-31-39), playing in 78 games. **2001.02:** Scored the OT winning goal in Game 1 of the Canucks vs DET first round playoff series...Set new career highs for goals (16) and points (36). **2000.01:** Finished tied for 12th among all rookies with 29 points (9-20-29)...Ranked fourth among NHL rookies with 450 face-offs won.

## INTERNATIONAL

Olympics: 2010, 2006 (gold) World Championships: 2005, 2001 (bronze), 2000, 1999 (bronze)  
World Cup: 2004 World Junior Championships: 2000, 1999

## NHL MILESTONES

**100th NHL Game:** Nov. 9/01 at CHI

**800th NHL Game:** Mar. 16/11 vs COL

**100th NHL Goal:** Mar. 13/09 vs LA

**100th NHL Assist:** Feb. 24/04 vs DET

**500th NHL Assist:** Mar. 12/11 at CGY

**100th NHL Point:** Mar. 25/03 vs DAL

**700th NHL Point:** Dec. 15/11 at CAR

## 2011.12 GAME BY GAME

Oct. 6	vs PIT	0-2	1/2	22-48
Oct. 10	@ CBJ	0-1	0/0	19-26
Oct. 12	@ PHI	1-1	3/1	23-52
Oct. 13	@ DET	0-0	2/0	19-28
Oct. 15	@ EDM	1-1	2/1	18-30
Oct. 18	vs NYR	0-0	1/1	21-27
Oct. 20	vs NSH	1-1 (W)	2/1	16-37
Oct. 22	vs MIN	0-1	3/-1	19-07
Oct. 25	@ EDM	0-1	0/-1	18-55
Oct. 26	vs STL	0-0	2/0	18-00
Oct. 29	vs WSH	1-1 (W)	1/2	17-42
Nov. 1	@ CGY	0-1	0/0	14-47
Nov. 3	@ MIN	0-0	1/0	20-59
Nov. 4	@ STL	0-0	3/-2	19-05
Nov. 6	@ CHI	1-3	4/0	15-54
Nov. 10	@ LA	0-1	0/1	18-38
Nov. 11	@ ANA	0-0	2/2	21-04
Nov. 13	vs NYI	1-0 (W)	4/0	17-12
Nov. 16	vs CHI	0-1	1/1	19-37
Nov. 20	vs OTT	1-0	1/0	19-52
Nov. 23	@ COL	0-0	1/1	18-56
Nov. 25	@ PHX	0-1	1/1	18-15
Nov. 26	@ SJ	1-0	1/0	18-56
Nov. 29	vs CBJ	0-1	1/1	23-01
Dec. 1	vs NSH	0-2	3/-1	17-49
Dec. 4	vs CGY	0-1	1/0	16-34
Dec. 6	vs COL	0-3	1/3	17-53
Dec. 8	@ MTL	0-1	1/-1	23-17
Dec. 10	@ OTT	0-2	1/0	20-26
Dec. 13	@ CBJ	0-0	2/0	22-18
Dec. 15	@ CAR	0-2	3/1	18-24
Dec. 17	@ TOR	0-1	2/1	18-39
Dec. 19	vs MIN	1-2 (W)	2/1	16-50
Dec. 21	vs DET	0-1	0/0	18-26
Dec. 23	vs CGY	0-0	1/1	21-27
Dec. 26	vs EDM	0-1	0/1	18-30
Dec. 28	@ SJ	0-1	1/0	22-00
Dec. 29	@ ANA	1-2	2/2	14-02
Dec. 31	@ LA	0-1	2/0	19-09
Jan. 2	vs SJ	0-0	2/-1	21-26
Jan. 4	vs MIN	0-2	0/2	17-07
Jan. 7	@ BOS	1-0	1/2	20-29
Jan. 9	@ FLA	0-0	0/0	19-26
Jan. 10	@ TB	0-1	2/-1	18-14
Jan. 12	@ STL	0-2	2/1	20-21
Jan. 15	vs ANA	0-0	1/-1	17-51
Jan. 17	vs LA	0-0	1/0	22-09
Jan. 21	vs SJ	0-0	2/-1	20-45
Jan. 24	vs EDM	0-0	1/1	22-11
Jan. 31	vs CHI	0-1	3/0	20-01
Feb. 2	vs DET	0-1	1/1	20-27
Feb. 4	@ COL	0-1	0/1	21-43
Feb. 7	@ NSH	0-2	1/1	18-33
Feb. 9	@ MIN	1-0 (W)	2/1	16-07
Feb. 11	@ CGY	0-0	2/0	22-58
Feb. 13	vs PHX	0-0	0/0	19-56
Feb. 15	vs COL	0-0	3/0	18-46
Feb. 18	vs TOR	0-4	1/4	16-34
Feb. 19	@ EDM	1-1	2/2	17-00
Feb. 21	@ NSH	0-0	0/-2	19-58
Feb. 23	@ DET	0-2	1/1	20-13
Feb. 24	@ NJ	0-0	1/0	16-01
Feb. 26	@ DAL	0-0	1/0	18-28
Feb. 28	@ PHX	0-0	1/-1	18-19
Mar. 1	vs STL	0-0	0/1	16-06
Mar. 3	vs BUF	0-0	1/-1	19-54
Mar. 6	vs DAL	0-0	2/-2	20-45
Mar. 8	vs WPG	0-0	1/0	18-37
Mar. 10	vs MTL	0-0	1/0	16-33
Mar. 14	vs PHX	0-2	2/-1	19-20
Mar. 17	vs CBJ	0-2	2/-1	17-42
Mar. 19	@ MIN	0-0	1/-1	19-05
Mar. 21	@ CHI	0-0	2/-1	18-12
Mar. 22	@ DAL	0-2	0/2	18-08
Mar. 24	@ COL	0-1	2/0	18-58
Mar. 26	vs LA	0-0	1/0	17-03
Mar. 28	vs COL	0-0	0/0	16-37
Mar. 30	vs DAL	0-3	2/2	18-18
Mar. 31	vs CGY	0-2	1/2	20-21
Apr. 3	vs ANA	0-2	1/4	22-15
Apr. 5	@ CGY	0-0	3/-2	20-27
Apr. 7	vs EDM	1-0 (W)	1/0	16-58

#8

CHRIS  
TANEV

(KRIHS TA-nehv)

## CAREER STATS

MOST GOALS IN A GAME 0

MOST ASSISTS IN A GAME 1

THREE TIMES – LATEST MAR. 14/12 vs PHX

MOST POINTS IN A GAME 1

THREE TIMES – LATEST MAR. 14/12 vs PHX: 0-1-1

HAT TRICKS 0

GAME-WINNING GOALS 0

POWER PLAY GOALS 0

SHORTHANDED GOALS 0

OVERTIME POINTS 0-0-0

SHOOTOUT RECORD 0/0

0 GDG

PENALTY SHOT RECORD 0/0



## REGULAR SEASON

## PLAYOFFS

## TANEV vs NHL

SEASON	CLUB	LEA	GP	G	A	PTS	PIM	GP	G	A	PTS	PIM
2006.07	Durham	OPJHL	40	0	9	9	8	4	0	3	3	6
2007.08	Durham	OPJHL	19	1	6	7	12	–	–	–	–	–
	Stouffville	OPJHL	4	0	0	0	0	–	–	–	–	–
	Markham	OPJHL	26	1	9	10	12	23	1	2	3	4
2008.09	Markham	OJHL	50	4	37	41	33	14	1	5	6	8
2009.10	R.I.T.	NCAA	41	10	18	28	4	–	–	–	–	–
2010.11	Vancouver	NHL	29	0	1	1	0	5	0	0	0	0
	Manitoba	AHL	39	1	8	9	16	14	1	2	3	4
2011.12	Vancouver	NHL	25	0	2	2	2	5	0	0	0	0
	Chicago	AHL	34	0	14	14	6	–	–	–	–	–
VANCOUVER/NHL TOTALS			54	0	3	3	2	10	0	0	0	0

TEAM	GP	G	A	PTS	PIM
Anaheim	3	0	0	0	0
Boston	1	0	0	0	0
Calgary	4	0	0	0	0
Chicago	2	0	0	0	0
Colorado	4	0	0	0	0
Columbus	3	0	0	0	0
Dallas	6	0	1	1	0
Detroit	2	0	0	0	0
Edmonton	2	0	0	0	0
Los Angeles	3	0	0	0	0
Minnesota	3	0	0	0	0
Montreal	2	0	0	0	0
Nashville	5	0	0	0	0
New Jersey	1	0	1	1	0
Phoenix	5	0	1	1	2
Pittsburgh	1	0	0	0	0
St. Louis	2	0	0	0	0
San Jose	3	0	0	0	0
Toronto	1	0	0	0	0
Winnipeg	1	0	0	0	0
Totals	54	0	3	3	2

## NHL FIRSTS

**First Game:** Jan. 18/11 at COL**First Assist:** Jan. 24/11 vs DAL

## ACQUIRED

Signed by Vancouver on May 31, 2010.

## PERSONAL

Enjoys playing golf...Names the Buffalo Bills as his favourite NFL team...Lists his first game of the Stanley Cup Final as his most memorable hockey moment...Steve Yzerman was his favourite hockey player growing up.

## CAREER HIGHLIGHTS

**2011.12:** Appeared in 25 games, collecting two assists and a plus-10 rating in his second NHL season...Registered a career high three shots and a career high 20:06 minutes played, Mar. 28 vs COL...Collected an assist, Mar. 14 at PHX...Recorded his second career assist and first of the season, Feb. 24 at NJ...Appeared in five playoff games. **2010.11:** Made his NHL debut with Vancouver...Skated in five NHL playoff games with Vancouver, including three Stanley Cup Final games against Boston...Averaged 14:40 TOI during the playoffs...Registered 11 blocked shots in five playoff games...Appeared in 29 regular season games with Vancouver, recording an assist and registering 32 blocked shots...Recorded his first NHL point, an assist, Jan. 24 vs DAL...Made his NHL debut Jan. 18 at COL. **2009.10:** Named Atlantic Hockey's Rookie of the Year and was named to the Atlantic Hockey All-Rookie Team and Atlantic Hockey All-Tournament Team...Received the Craig Lauzon Award for top newcomer with R.I.T. following his rookie season...Helped the R.I.T. Tigers of the Atlantic Hockey Association (AHA) to their first appearance in the NCAA Tournament and the Frozen Four Semi-Final...Registered the game's opening goal in a 2-1 victory over No. 2 ranked Denver, Mar. 26 at the NCAA Regional Semi-Final...Helped R.I.T. advance to the conference championship, defeating the Sacred Heart Pioneers in the final to advance to the NCAA tournament...Finished fourth on the team in scoring with 28 points (10-18-28) in 41 games played...Led R.I.T. in plus/minus at +33. **2008.09:** Was named the Markham Waxers defenceman of the year following the 2008.09 season...Led all Markham defencemen in scoring with 41 points (4-37-41) in 50 games played.

## 2011.12 GAME BY GAME

Oct. 6	vs PIT	0-0	0/1	14:59
Oct. 10	@ CBJ	0-0	0/-1	12:30
Oct. 12	@ PHI	DND		
Oct. 13	@ DET	0-0	0/-1	11:21
Oct. 15	@ EDM	DND		
Oct. 18	vs NYR	MIN		
Oct. 20	vs NSH	MIN		
Oct. 22	vs MIN	MIN		
Oct. 25	@ EDM	MIN		
Oct. 26	vs STL	MIN		
Oct. 29	vs WSH	MIN		
Nov. 1	@ CGY	MIN		
Nov. 3	@ MIN	MIN		
Nov. 4	@ STL	MIN		
Nov. 6	@ CHI	MIN		
Nov. 10	@ LA	MIN		
Nov. 11	@ ANA	MIN		
Nov. 13	vs NYI	MIN		
Nov. 16	vs CHI	MIN		
Nov. 20	vs OTT	MIN		
Nov. 23	@ COL	MIN		
Nov. 25	@ PHX	MIN		
Nov. 26	@ SJ	MIN		
Nov. 29	vs CBJ	MIN		
Dec. 1	vs NSH	MIN		
Dec. 4	vs CGY	MIN		
Dec. 6	vs COL	MIN		
Dec. 8	@ MTL	MIN		
Dec. 10	@ OTT	MIN		
Dec. 13	@ CBJ	MIN		
Dec. 15	@ CAR	MIN		
Dec. 17	@ TOR	MIN		
Dec. 19	vs MIN	MIN		
Dec. 21	vs DET	MIN		
Dec. 23	vs CGY	MIN		
Dec. 26	vs EDM	MIN		
Dec. 28	@ SJ	MIN		
Dec. 29	@ ANA	MIN		
Dec. 31	@ LA	MIN		
Jan. 2	vs SJ	MIN		
Jan. 4	vs MIN	MIN		
Jan. 7	@ BOS	MIN		
Jan. 9	@ FLA	MIN		
Jan. 10	@ TB	MIN		
Jan. 12	@ STL	MIN		
Jan. 15	vs ANA	MIN		
Jan. 17	vs LA	MIN		
Jan. 21	vs SJ	0-0	0/1	15:41
Jan. 24	vs EDM	MIN		
Jan. 31	vs CHI	MIN		
Feb. 2	vs DET	MIN		
Feb. 4	@ COL	MIN		
Feb. 7	@ NSH	MIN		
Feb. 9	@ MIN	MIN		
Feb. 11	@ CGY	MIN		
Feb. 13	vs PHX	MIN		
Feb. 15	vs COL	MIN		
Feb. 18	vs TOR	0-0	0/1	18:38
Feb. 19	@ EDM	0-0	0/-1	16:21
Feb. 21	@ NSH	0-0	0/0	15:07
Feb. 23	@ DET	0-0	0/-1	15:39
Feb. 24	@ NJ	0-1	2/1	17:22
Feb. 26	@ DAL	0-0	0/1	18:22
Feb. 28	@ PHX	0-0	0/0	15:41
Mar. 1	vs STL	DND		
Mar. 3	vs BUF	DND		
Mar. 6	vs DAL	DND		
Mar. 8	vs WPG	0-0	2/0	14:07
Mar. 10	vs MTL	0-0	2/0	17:31
Mar. 14	vs PHX	0-1	0/2	17:39
Mar. 17	vs CBJ	0-0	1/0	17:16
Mar. 19	@ MIN	0-0	2/0	14:44
Mar. 21	@ CHI	0-0	0/0	12:50
Mar. 22	@ DAL	0-0	0/1	16:28
Mar. 24	@ COL	0-0	2/1	17:54
Mar. 26	vs LA	0-0	3/1	16:32
Mar. 28	vs COL	0-0	0/0	20:06
Mar. 30	vs DAL	0-0	0/2	19:15
Mar. 31	vs CGY	0-0	1/0	23:03
Apr. 3	vs ANA	0-0	0/1	21:20
Apr. 5	@ CGY	DND		
Apr. 7	vs EDM	0-0	0/1	18:00

#24

# JIM VANDERMEER

(JIHM VAN-duhr-meer)

## CAREER STATS

**MOST GOALS IN A GAME** **2**

TWICE – LATEST NOV. 10/05 at STL

**MOST ASSISTS IN A GAME** **2**

FOUR TIMES – LATEST JAN. 16/08 vs FLA

**MOST POINTS IN A GAME** **2**

11 TIMES – LATEST FEB. 8/10 vs EDM: 1-1-2

**HAT TRICKS** **0**
**GAME-WINNING GOALS** **3**

LATEST OCT. 28/09 at CBJ

**POWER PLAY GOALS** **5**

LATEST JAN. 24/08 vs PIT

**SHORTHANDED GOALS** **1**

MAR. 23/04 at COL

**OVERTIME POINTS** **0-0-0**
**SHOOTOUT RECORD** **0/0**

0 GDG

**PENALTY SHOT RECORD** **0/0**


## REGULAR SEASON

## PLAYOFFS

## VANDERMEER vs NHL

SEASON	CLUB	LEA	GP	G	A	PTS	PIM	GP	G	A	PTS	PIM
1997-98	Red Deer	WHL	35	0	3	3	55	2	0	0	0	0
1998-99	Red Deer	WHL	70	5	23	28	258	9	0	1	1	24
1999-00	Red Deer	WHL	71	8	30	38	221	4	0	1	1	16
2000-01	Red Deer	WHL	72	21	44	65	180	22	3	13	16	43
2001-02	Philadelphia	AHL	74	1	13	14	88	5	0	2	2	14
<b>2002-03</b>	<b>Philadelphia</b>	<b>NHL</b>	<b>24</b>	<b>2</b>	<b>1</b>	<b>3</b>	<b>27</b>	<b>8</b>	<b>0</b>	<b>1</b>	<b>1</b>	<b>9</b>
	Philadelphia	AHL	48	4	8	12	122	-	-	-	-	-
<b>2003-04</b>	<b>Philadelphia</b>	<b>NHL</b>	<b>23</b>	<b>3</b>	<b>2</b>	<b>5</b>	<b>25</b>	-	-	-	-	-
	Chicago	NHL	23	2	10	12	58	-	-	-	-	-
	Philadelphia	AHL	26	1	6	7	120	-	-	-	-	-
2004-05	Norfolk	AHL	52	3	10	13	164	-	-	-	-	-
<b>2005-06</b>	<b>Chicago</b>	<b>NHL</b>	<b>76</b>	<b>6</b>	<b>18</b>	<b>24</b>	<b>116</b>	-	-	-	-	-
<b>2006-07</b>	<b>Chicago</b>	<b>NHL</b>	<b>46</b>	<b>1</b>	<b>6</b>	<b>7</b>	<b>53</b>	-	-	-	-	-
<b>2007-08</b>	<b>Chicago</b>	<b>NHL</b>	<b>26</b>	<b>2</b>	<b>7</b>	<b>9</b>	<b>44</b>	-	-	-	-	-
	Philadelphia	NHL	28	1	5	6	27	-	-	-	-	-
	Calgary	NHL	21	0	2	2	39	7	0	0	0	4
<b>2008-09</b>	<b>Calgary</b>	<b>NHL</b>	<b>45</b>	<b>1</b>	<b>6</b>	<b>7</b>	<b>108</b>	<b>6</b>	<b>0</b>	<b>1</b>	<b>1</b>	<b>4</b>
<b>2009-10</b>	<b>Phoenix</b>	<b>NHL</b>	<b>62</b>	<b>4</b>	<b>8</b>	<b>12</b>	<b>60</b>	-	-	-	-	-
<b>2010-11</b>	<b>Edmonton</b>	<b>NHL</b>	<b>62</b>	<b>2</b>	<b>12</b>	<b>14</b>	<b>74</b>	-	-	-	-	-
<b>2011-12</b>	<b>San Jose</b>	<b>NHL</b>	<b>25</b>	<b>1</b>	<b>3</b>	<b>4</b>	<b>33</b>	-	-	-	-	-
<b>NHL TOTALS</b>			<b>461</b>	<b>25</b>	<b>80</b>	<b>105</b>	<b>664</b>	<b>21</b>	<b>0</b>	<b>2</b>	<b>2</b>	<b>17</b>

TEAM	GP	G	A	PTS	PIM
Anaheim	21	1	3	4	24
Boston	9	0	2	2	20
Buffalo	9	0	0	0	6
Calgary	16	1	2	3	14
Carolina	7	0	2	2	19
Dallas	10	0	1	1	19
Colorado	21	1	2	3	19
Columbus	32	2	6	8	70
Dallas	20	0	5	5	33
Detroit	21	0	5	5	26
Edmonton	18	3	6	9	21
Florida	8	1	5	6	6
Los Angeles	19	1	3	4	40
Minnesota	29	1	3	4	41
Montreal	10	1	1	2	0
Nashville	31	2	8	10	45
New Jersey	9	0	0	0	15
NY Islanders	12	3	1	4	4
NY Rangers	9	0	0	0	6
Ottawa	8	0	0	0	15
Philadelphia	7	0	0	0	4
Phoenix	20	1	5	6	11
Pittsburgh	9	1	2	3	6
St. Louis	36	3	6	9	62
San Jose	13	2	1	3	18
Tampa Bay	10	0	2	2	24
Toronto	9	0	3	3	24
Vancouver	20	1	4	5	51
Washington	9	0	2	2	7
Winnipeg	9	0	0	0	14

**Totals**    **461**   **25**   **80**   **105**   **664**



## NHL FIRSTS

**First Game:** Jan. 3/03 at ANA  
**First Goal:** Jan. 16/03 vs MTL  
**First Assist:** Feb. 4/03 at NYI

## STREAKS

**Assists:** 3 games Mar. 15-19/06: 3 assists  
**Points:** 4 games Mar. 17-23/04: 2-2-4

## HONOURS

Phoenix Coyotes Man of the Year: 2010  
 Philadelphia Phantoms Most Coachable Player Award: 2002  
 CHL Memorial Cup: 2001  
 WHL Plus-Minus Award: 2001  
 WHL East First All-Star Team: 2001  
 WHL Doug Wickenheiser Memorial Trophy (Humanitarian of the Year): 2001  
 WHL All-Rookie Team: 2003

## ACQUIRED

Signed by Vancouver on January 14, 2013.

## PERSONAL

First job was in a saw mill...Most memorable NHL moment was playing in his first game as a Philadelphia Flyer on Jan. 3, 2003 against the Anaheim Ducks...along with Trent Hunter and Kris Russell, hosts the Young Guns Charity Golf Tournament at Alberta Springs Golf Course in Red Deer, Alberta benefitting several local charities...All five of his brothers played professional hockey.

## CAREER HIGHLIGHTS

**2011.12:** Dressed in 25 games with the San Jose Sharks, recording a goal and three assists...Averaged 10:24 TOI...Registered first point with San Jose, an assist on the game-winning goal, Oct. 22 at BOS...Recorded a goal and was plus-1, Mar. 6 vs EDM. **2010.11:** Registered 14 points (2-12-14) and 74 penalty minutes in 62 games played with the Edmonton Oilers...Averaged 18:12 TOI per game...Registered points in back-to-back games on four occasions (Oct. 7-10, Dec. 1-2, Feb. 7-9 and Feb. 27-Mar. 1)...Was plus-1 and skated in a season high 24:18, Feb. 23 at COL. **2009.10:** Posted points in back-to-back games from Feb. 8-10...Scored his first goal as a Coyote, the game-winner, Oct. 28 at CBJ...Made his Coyotes debut and recorded an assist, Oct. 3 at LA. **2008.09:** Second on Calgary in PIM and sixth in hits (85)...Tallied a career-high 17 PIM, Mar. 6 at CAR...Logged a season-high 24:25 TOI, Oct. 30 vs BOS...Registered his first point/assist of the season, Oct. 23 at NSH...Recorded an assist while appearing in all six of Calgary's playoff games. **2007.08:** Played a combined 75 games with Chicago, Philadelphia and Calgary...Began the season with Chicago, traded to Philadelphia on Dec.18 and dealt to Calgary on Feb. 20...Recorded three points (goal and two assists) in a four-game span for Chicago from Nov. 15-24...Appeared in all seven of Calgary's playoff games vs San Jose. **2006.07:** Recorded seven points (1-6-7) and 53 penalty minutes in 46 games with the Chicago Blackhawks, averaging 17:49 TOI per game...Registered 53 hits and 43 blocked shots with the Blackhawks. **2005.06:** Set NHL career highs in goals, assists, points, power play goals (two—led team defencemen), PIM and games played...Five multi-point games led all Blackhawks defencemen...Second on the team in PIM and among Blackhawks defencemen in points...Third on Chicago in average TOI (21:46)...Registered a goal and assist, Oct. 7 vs SJ. **2004.05:** Ranked fourth on Norfolk in PIM and led the Admirals with a plus-13...Passed the 400 AHL PIM mark, Dec. 4 at PHL...Skated in his 200th AHL game Feb. 21 at Albany. **2003.04:** Began the season with Philadelphia and appeared in seven games before being assigned to the Phantoms (AHL)...Recalled by the Flyers and recorded his first two-goal game Dec. 20 vs NYI...Acquired by the Blackhawks on Feb. 19...Scored his first short-handed goal March 23 at COL. **2002.03:** Split the season between Philadelphia's NHL and AHL clubs...Made his NHL debut with the Philadelphia Flyers...Won the Phantoms Most Coachable Player Award for the second consecutive season...Recorded his first NHL assist on Mark Recchi's game-winning goal, Feb. 4 at NYI...Named No. 1 star Jan. 16 vs MTL after scoring his first NHL goal...Appeared in eight postseason contests with the Flyers.

## NHL MILESTONES

**200th NHL Game:** Oct. 31/07 at DAL  
**400th NHL Game:** Jan. 6/11 vs NYI  
**100th NHL Point:** Mar. 22/11 at NSH

## 2011.12 GAME BY GAME

Oct. 8	vs PHX	DND		
Oct. 14	@ ANA	DND		
Oct. 15	vs STL	0-0	1/0	9:23
Oct. 17	vs ANA	DND		
Oct. 21	@ NJ	DND		
Oct. 22	@ BOS	0-1	0/1	12:08
Oct. 25	@ NSH	0-0	0/1	15:09
Oct. 28	@ DET	DND		
Oct. 29	@ NYI	DND		
Oct. 31	@ NYR	DND		
Nov. 3	vs PIT	0-1	0/1	14:37
Nov. 5	vs NSH	DND		
Nov. 7	vs LA	DND		
Nov. 10	vs MIN	DND		
Nov. 12	vs PHX	DND		
Nov. 17	vs DET	DND		
Nov. 19	@ DAL	0-0	0/1	17:39
Nov. 20	@ COL	DND		
Nov. 23	vs CHI	0-0	0/0	15:57
Nov. 26	vs VAN	0-1	1/-1	11:38
Nov. 28	@ LA	0-0	0/-1	11:14
Dec. 1	vs MTL	0-0	0/0	13:48
Dec. 3	vs FLA	DND		
Dec. 6	vs MIN	0-0	3/0	13:51
Dec. 8	vs DAL	INJ		
Dec. 10	@ STL	INJ		
Dec. 11	@ CHI	INJ		
Dec. 13	@ COL	INJ		
Dec. 15	vs COL	INJ		
Dec. 17	vs EDM	INJ		
Dec. 21	vs TB	INJ		
Dec. 23	vs LA	INJ		
Dec. 26	vs ANA	INJ		
Dec. 28	vs VAN	INJ		
Jan. 2	@ VAN	INJ		
Jan. 4	@ ANA	INJ		
Jan. 5	vs CBJ	INJ		
Jan. 7	vs WSH	INJ		
Jan. 10	@ MIN	INJ		
Jan. 12	@ WPG	INJ		
Jan. 14	@ CBJ	INJ		
Jan. 15	@ CHI	INJ		
Jan. 17	vs CGY	INJ		
Jan. 19	vs OTT	INJ		
Jan. 21	@ VAN	INJ		
Jan. 23	@ EDM	DND		
Jan. 24	@ CGY	0-0	1/0	8:13
Jan. 31	vs CBJ	0-0	0/0	11:20
Feb. 2	vs DAL	0-0	1/0	9:32
Feb. 4	@ PHX	DND		
Feb. 8	vs CGY	0-0	1/0	16:38
Feb. 10	vs CHI	DND		
Feb. 12	@ STL	0-0	1/0	5:07
Feb. 13	@ WSH	DND		
Feb. 16	@ TB	DND		
Feb. 17	@ CAR	0-0	1/0	12:40
Feb. 19	@ DET	DND		
Feb. 21	@ CBJ	DND		
Feb. 23	@ TOR	0-0	1/0	6:28
Feb. 25	@ NSH	0-0	2/0	9:34
Feb. 26	@ MIIN	0-0	1/0	4:21
Feb. 28	vs PHI	0-0	1/0	7:14
Mar. 1	vs BUF	0-0	0/0	6:55
Mar. 3	vs STL	0-0	0/0	1:43
Mar. 6	vs EDM	1-0	3/1	10:46
Mar. 8	@ DAL	0-0	0/0	7:02
Mar. 10	@ PHX	DND		
Mar. 12	@ EDM	DND		
Mar. 13	@ CGY	DND		
Mar. 15	vs NSH	DND		
Mar. 17	vs DET	DND		
Mar. 19	vs ANA	DND		
Mar. 20	@ LA	0-0	1/0	5:25
Mar. 22	vs BOS	DND		
Mar. 24	vs PHX	DND		
Mar. 26	vs COL	DND		
Mar. 28	@ ANA	DND		
Mar. 29	@ PHX	DND		
Mar. 31	vs DAL	DND		
Apr. 3	@ DAL	DND		
Apr. 5	@ LA	DND		

#54

AARON  
VOLPATTI

(AIR-uhn vohl-PA-tee)

## CAREER STATS

**MOST GOALS IN A GAME** 1

TWICE – LATEST DEC. 1/11 vs NSH

**MOST ASSISTS IN A GAME** 1

JAN. 24/11 vs DAL

**MOST POINTS IN A GAME** 1

THREE TIMES – LATEST DEC. 1/11 vs NSH: 1-0-1

**HAT TRICKS** 0**GAME-WINNING GOALS** 0**POWER PLAY GOALS** 0**SHORTHANDED GOALS** 0**OVERTIME POINTS** 0-0-0**SHOOTOUT RECORD** 0/0

0 GDG

**PENALTY SHOT RECORD** 0/0

## REGULAR SEASON

## PLAYOFFS

## VOLPATTI vs NHL

SEASON	CLUB	LEA	GP	G	A	PTS	PIM	GP	G	A	PTS	PIM	TEAM	GP	G	A	PTS	PIM
2003.04	Vernon	BCHL	55	1	4	5	134	5	1	0	1	5	Anaheim	2	0	0	0	0
2004.05	Vernon	BCHL	57	6	12	18	106	12	2	1	3	36	Calgary	2	0	0	0	2
2005.06	Vernon	BCHL	25	6	8	14	39	8	2	1	3	25	Chicago	2	0	0	0	5
2006.07	Brown University	NCAA	23	5	2	7	39	–	–	–	–	–	Colorado	1	0	0	0	0
2007.08	Brown University	NCAA	31	4	6	10	28	–	–	–	–	–	Columbus	3	0	0	0	0
2008.09	Brown University	NCAA	32	6	7	13	54	–	–	–	–	–	Dallas	3	0	1	1	0
2009.10	Brown University	NCAA	37	17	15	32	115	–	–	–	–	–	Detroit	1	0	0	0	0
2009.10	Manitoba	AHL	8	1	1	2	17	5	1	0	1	21	Edmonton	4	0	0	0	5
2010.11	Vancouver	NHL	15	1	1	2	16	–	–	–	–	–	Los Angeles	1	0	0	0	0
	Manitoba	AHL	53	2	9	11	74	12	1	2	3	36	Minnesota	3	0	0	0	12
2011.12	Vancouver	NHL	23	1	0	1	37	–	–	–	–	–	Nashville	3	1	0	1	7
													NY Islanders	1	0	0	0	0
													NY Rangers	2	0	0	0	0
													Ottawa	1	0	0	0	2
													Philadelphia	2	0	0	0	11
													Phoenix	1	0	0	0	2
													Pittsburgh	1	0	0	0	0
													St. Louis	2	1	0	1	2
													San Jose	1	0	0	0	5
													Toronto	1	0	0	0	0
													Washington	1	0	0	0	0
VANCOUVER/NHL TOTALS			38	2	1	3	53	–	–	–	–	–	Totals	38	2	1	3	53

## NHL FIRSTS

**First Game:** Dec. 18/10 vs TOR

**First Goal:** Dec. 20/10 at STL

**First Assist:** Jan. 24/11 vs DAL

## HONOURS

ECAC Hockey All-Academic Team: 2007, 2008

Third-Team All-ECAC Team: 2010

## ACQUIRED

Signed by Vancouver as a free agent March 22, 2010.

## PERSONAL

Spends his off-seasons in Vernon, BC...Enjoys playing the guitar, cooking and doing home renovations...Names Pavel Bure and Steve Yzerman as his hockey idols growing up...Lists his first NHL game, featured on Hockey Night in Canada, as his most memorable hockey moment...Studied Human Biology at University.

## CAREER HIGHLIGHTS

**2011.12:** Missed 57 games due to injury...Registered a goal, 61 hits and 37 penalty minutes in 23 games with Vancouver...Recorded a season high three shots on Nov. 11 at ANA...Logged a season high 12:03 minutes of ice time on Nov. 1 at CGY...Registered a season high five hits Oct. 29 vs WSH and Oct. 20 vs NSH. **2010.11:** Made his NHL debut with Vancouver...Split the season with the Canucks and AHL Manitoba Moose...Registered his first NHL goal, finishing the campaign with two points (1-1-2) and 16 penalty minutes in 15 games played...Finished third on the Moose in penalty minutes with 74 in 53 games played. **2009.10:** Made his professional hockey debut, recording two points (1-1-2) and 17 penalty minutes in eight games with the AHL Manitoba Moose...Dressed in five playoff games with the Moose, recording a goal and finishing second on the team in penalty minutes with 21 PIMs...Captained the NCAA Brown Bears where he led the team in goals scored (17) and finished third overall in scoring with 32 points (17-15-32) in 37 games played...Led Brown in playoff scoring with nine points (6-3-9) in eight games played...Was a Third-Team All-ECAC Hockey selection and Second Team All-Ivy honoree. **2008.09:** Was named assistant captain of the Brown Bears. **2007.08:** Was one of eight Brown Bears to play all 31 games in the season...Was named to the ECAC Hockey All-Academic Team. **2006.07:** Made his NCAA debut with the Brown Bears where he studied human biology...Was named to the ECAC Hockey All-Academic Team.

## 2011.12 GAME BY GAME

Oct. 6	vs PIT	0-0	1/1	8:10
Oct. 10	@ CBJ	0-0	0/0	8:23
Oct. 12	@ PHI	0-0	2/-1	7:55
Oct. 13	@ DET	DND		
Oct. 15	@ EDM	0-0	0/0	7:38
Oct. 18	vs NYR	0-0	1/-1	9:19
Oct. 20	vs NSH	0-0	1/1	9:39
Oct. 22	vs MIN	0-0	1/0	9:28
Oct. 25	@ EDM	0-0	2/0	7:47
Oct. 26	vs STL	0-0	0/0	9:25
Oct. 29	vs WSH	0-0	0/1	12:00
Nov. 1	@ CGY	0-0	0/0	12:03
Nov. 3	@ MIN	0-0	0/-2	9:04
Nov. 4	@ STL	DND		
Nov. 6	@ CHI	0-0	2/0	11:30
Nov. 10	@ LA	0-0	1/-1	9:26
Nov. 11	@ ANA	0-0	3/0	6:20
Nov. 13	vs NYI	0-0	0/0	10:57
Nov. 16	vs CHI	0-0	0/0	5:55
Nov. 20	vs OTT	0-0	0/0	6:37
Nov. 23	@ COL	0-0	1/0	8:21
Nov. 25	@ PHX	0-0	0/0	11:57
Nov. 26	@ SJ	0-0	0/-1	5:39
Nov. 29	vs CBJ	0-0	0/0	10:08
Dec. 1	vs NSH	1-0	2/1	8:56
Dec. 4	vs CGY	INJ		
Dec. 6	vs COL	INJ		
Dec. 8	@ MTL	INJ		
Dec. 10	@ OTT	INJ		
Dec. 13	@ CBJ	INJ		
Dec. 15	@ CAR	INJ		
Dec. 17	@ TOR	INJ		
Dec. 19	vs MIN	INJ		
Dec. 21	vs DET	INJ		
Dec. 23	vs CGY	INJ		
Dec. 26	vs EDM	INJ		
Dec. 28	@ SJ	INJ		
Dec. 29	@ ANA	INJ		
Dec. 31	@ LA	INJ		
Jan. 2	vs SJ	INJ		
Jan. 4	vs MIN	INJ		
Jan. 7	@ BOS	INJ		
Jan. 9	@ FLA	INJ		
Jan. 10	@ TB	INJ		
Jan. 12	@ STL	INJ		
Jan. 15	vs ANA	INJ		
Jan. 17	vs LA	INJ		
Jan. 21	vs SJ	INJ		
Jan. 24	vs EDM	INJ		
Jan. 31	vs CHI	INJ		
Feb. 2	vs DET	INJ		
Feb. 4	@ COL	INJ		
Feb. 7	@ NSH	INJ		
Feb. 9	@ MIN	INJ		
Feb. 11	@ CGY	INJ		
Feb. 13	vs PHX	INJ		
Feb. 15	vs COL	INJ		
Feb. 18	vs TOR	INJ		
Feb. 19	@ EDM	INJ		
Feb. 21	@ NSH	INJ		
Feb. 23	@ DET	INJ		
Feb. 24	@ NJ	INJ		
Feb. 26	@ DAL	INJ		
Feb. 28	@ PHX	INJ		
Mar. 1	vs STL	INJ		
Mar. 3	vs BUF	INJ		
Mar. 6	vs DAL	INJ		
Mar. 8	vs WPG	INJ		
Mar. 10	vs MTL	INJ		
Mar. 14	vs PHX	INJ		
Mar. 17	vs CBJ	INJ		
Mar. 19	@ MIN	INJ		
Mar. 21	@ CHI	INJ		
Mar. 22	@ DAL	INJ		
Mar. 24	@ COL	INJ		
Mar. 26	vs LA	INJ		
Mar. 28	vs COL	INJ		
Mar. 30	vs DAL	INJ		
Mar. 31	vs CGY	INJ		
Apr. 3	vs ANA	INJ		
Apr. 5	@ CGY	INJ		
Apr. 7	vs EDM	INJ		

#32

DALE  
WEISE

(DAYL weese)

## CAREER STATS

**MOST GOALS IN A GAME** 1

FOUR TIMES – LATEST FEB. 21/12 at NSH

**MOST ASSISTS IN A GAME** 1

FOUR TIMES – LATEST FEB. 19/12 at EDM

**MOST POINTS IN A GAME** 1

EIGHT TIMES – LATEST FEB. 21/12 at NSH 1-0-1

**HAT TRICKS** 0**GAME-WINNING GOALS** 0

LATEST MAR. 30/12 vs DAL

**POWER PLAY GOALS** 0**SHORTHANDED GOALS** 0**OVERTIME POINTS** 0-0-0**SHOOTOUT RECORD** 0/0

0 GDG

**PENALTY SHOT RECORD** 0/0

## REGULAR SEASON

## PLAYOFFS

## WEISE vs NHL

SEASON	CLUB	LEA	GP	G	A	PTS	PIM	GP	G	A	PTS	PIM	TEAM	GP	G	A	PTS	PIM
2005.06	Swift Current	WHL	53	4	14	18	57	4	0	0	0	2	Anaheim	3	0	1	1	0
2006.07	Swift Current	WHL	67	18	25	43	94	6	0	1	1	8	Boston	1	0	0	0	7
2007.08	Swift Current	WHL	53	29	21	50	84	12	7	6	13	20	Calgary	4	0	1	1	5
2008.09	Hartford	AHL	74	11	12	23	64	6	3	1	4	2	Carolina	3	0	0	0	0
2009.10	Hartford	AHL	73	28	22	50	114	–	–	–	–	–	Chicago	4	0	0	0	0
2010.11	NY Rangers	NHL	10	0	0	0	19	–	–	–	–	–	Colorado	5	0	0	0	12
	Hartford/CT	AHL	47	18	20	38	73	5	2	1	3	8	Columbus	4	0	0	0	2
2011.12	Vancouver	NHL	68	4	4	8	81	2	0	0	0	0	Dallas	4	0	0	0	10
													Detroit	4	0	0	0	0
VANCOUVER			68	4	4	8	81	2	0	0	0	0	Edmonton	6	0	1	1	20
NHL TOTALS			78	4	4	8	100	2	0	0	0	0	Florida	2	1	0	1	4
													Los Angeles	4	0	0	0	5
													Minnesota	5	0	0	0	9
													Montreal	2	0	0	0	2
													Nashville	4	2	0	2	0
													NY Islanders	1	0	0	0	0
													NY Rangers	1	0	0	0	0
													Ottawa	2	1	0	1	5
													Philadelphia	2	0	0	0	5
													Phoenix	2	0	0	0	0
													Pittsburgh	1	0	0	0	0
													St. Louis	4	0	0	0	5
													San Jose	4	0	0	0	0
													Tampa Bay	2	0	0	0	2
													Toronto	2	0	0	0	7
													Vancouver	1	0	0	0	0
													Washington	1	0	1	1	0
													Totals	78	4	4	8	100

## NHL FIRSTS

**First Game:** Dec. 18/10 at PHI

**First Goal:** Oct. 20/11 vs NSH

**First Assist:** Oct. 29/11 vs WSH

## HONOURS

Wolf Pack's American Specialty/AHL Man of the Year: 2009

## ACQUIRED

Claimed off waivers from NY Rangers October 4, 2011.

## PERSONAL

Spends his off-seasons in the Winnipeg area, boating and spending time with family...Names Usain Bolt as his favourite athlete...Lists his first NHL goal as his favourite hockey memory...Names Keith Tkachuk as his favourite hockey player while growing up.

## CAREER HIGHLIGHTS

**2011.12:** Registered eight points (4-4-8) and 81 penalty minutes in 68 games played with the Canucks...Recorded points in back-to-back games, collecting a goal Feb. 21 at NSH and an assist Feb. 19 at EDM...Logged a season high 11:50 TOI Feb. 19 at EDM...Registered six hits, Dec. 19 vs MIN...Recorded assists in consecutive games, Oct. 29 vs WSH and Nov. 1 at CGY...Tallied his first career goal and added three hits, Oct. 20 vs NSH...Made his Canucks debut Oct. 6 vs PIT...Was claimed off waivers by Vancouver from the NY Rangers Oct. 4. **2010.11:** Made his NHL debut with the NY Rangers Dec. 18 at PHI...Finished his first season in the NHL with 19 penalty minutes in 10 NHL contests...Split the season with the Rangers and the AHL Hartford Wolfpack...Finished sixth on the Wolf Pack in scoring, collecting 38 points (18-20-38) in 47 games. **2009.10:** Finished third among all Wolf Pack skaters in scoring with 50 points (28-22-50) in 73 games played...Tallied three goals and added an assist (3-1-4) in six playoff games with the Hartford Wolf Pack in 2009 to rank tied for first on the team in goals and second in points.

## 2011.12 GAME BY GAME

Oct. 6	vs PIT	0-0	0/1	6:22
Oct. 10	@ CBJ	0-0	1/0	9:45
Oct. 12	@ PHI	0-0	1/0	9:24
Oct. 13	@ DET	0-0	1/0	7:36
Oct. 15	@ EDM	0-0	0/0	6:32
Oct. 18	vs NYR	0-0	1/-1	8:37
Oct. 20	vs NSH	1-0	3/1	11:41
Oct. 22	vs MIN	0-0	2/0	10:17
Oct. 25	@ EDM	0-0	1/0	7:29
Oct. 26	vs STL	0-0	2/0	9:26
Oct. 29	vs WSH	0-1	2/1	11:18
Nov. 1	@ CGY	0-1	1/0	10:23
Nov. 3	@ MIN	0-0	0/-1	7:03
Nov. 4	@ STL	0-0	1/-1	11:03
Nov. 6	@ CHI	0-0	1/-1	10:02
Nov. 10	@ LA	0-0	1/-1	8:27
Nov. 11	@ ANA	0-0	0/0	6:37
Nov. 13	vs NYI	0-0	0/0	11:34
Nov. 16	vs CHI	0-0	1/0	8:25
Nov. 20	vs OTT	0-0	0/0	5:52
Nov. 23	@ COL	0-0	0/0	7:52
Nov. 25	@ PHX	0-0	2/2	9:29
Nov. 26	@ SJ	0-0	1/0	6:41
Nov. 29	vs CBJ	0-0	0/0	9:46
Dec. 1	vs NSH	0-0	1/1	8:28
Dec. 4	vs CGY	0-0	0/0	9:18
Dec. 6	vs COL	0-0	0/0	6:36
Dec. 8	@ MTL	0-0	0/-1	5:16
Dec. 10	@ OTT	1-0	2/1	9:52
Dec. 13	@ CBJ	0-0	0/0	5:22
Dec. 15	@ CAR	0-0	0/0	5:49
Dec. 17	@ TOR	0-0	0/0	7:38
Dec. 19	vs MIN	0-0	1/0	11:09
Dec. 21	vs DET	0-0	1/0	8:01
Dec. 23	vs CGY	0-0	0/-1	8:38
Dec. 26	vs EDM	0-0	0/0	2:38
Dec. 28	@ SJ	0-0	0/0	9:15
Dec. 29	@ ANA	0-1	0/1	9:06
Dec. 31	@ LA	0-0	2/-1	9:15
Jan. 2	vs SJ	0-0	1/-1	6:28
Jan. 4	vs MIN	0-0	1/0	9:58
Jan. 7	@ BOS	0-0	1/0	5:56
Jan. 9	@ FLA	1-0	3/1	6:49
Jan. 10	@ TB	0-0	2/0	7:42
Jan. 12	@ STL	0-0	1/-1	5:27
Jan. 15	vs ANA	0-0	0/0	6:51
Jan. 17	vs LA	0-0	0/0	8:13
Jan. 21	vs SJ	0-0	0/0	7:22
Jan. 24	vs EDM	0-0	0/-1	7:50
Jan. 31	vs CHI	0-0	0/1	9:29
Feb. 2	vs DET	0-0	0/0	3:34
Feb. 4	@ COL	0-0	0/0	9:25
Feb. 7	@ NSH	0-0	1/-1	6:10
Feb. 9	@ MIN	INJ		
Feb. 11	@ CGY	INJ		
Feb. 13	vs PHX	INJ		
Feb. 15	vs COL	DND		
Feb. 18	vs TOR	DND		
Feb. 19	@ EDM	0-1	1/1	11:50
Feb. 21	@ NSH	1-0	1/1	6:49
Feb. 23	@ DET	0-0	1/0	5:47
Feb. 24	@ NJ	DND		
Feb. 26	@ DAL	0-0	0/0	6:40
Feb. 28	@ PHX	DND		
Mar. 1	vs STL	DND		
Mar. 3	vs BUF	DND		
Mar. 6	vs DAL	DND		
Mar. 8	vs WPG	DND		
Mar. 10	vs MTL	DND		
Mar. 14	vs PHX	0-0	1/0	8:33
Mar. 17	vs CBJ	0-0	0/0	8:34
Mar. 19	@ MIN	0-0	0/0	8:09
Mar. 21	@ CHI	0-0	1/0	9:46
Mar. 22	@ DAL	0-0	0/-1	6:33
Mar. 24	@ COL	0-0	1/0	7:26
Mar. 26	vs LA	0-0	0/0	8:12
Mar. 28	vs COL	0-0	1/0	8:29
Mar. 30	vs DAL	0-0	1/0	10:48
Mar. 31	vs CGY	DND		
Apr. 3	vs ANA	DND		
Apr. 5	@ CGY	0-0	1/0	7:37
Apr. 7	vs EDM	0-0	0/0	11:01



## COMPANY DIRECTORY

Home Ice .....	Allstate Arena
Address .....	2301 Ravine Way
.....	Glenview, IL 60025
Telephone .....	847.724.4625
Fax .....	847.724.1652
Web Site .....	www.chicagowolves.com
Media Relations Telephone .....	847.832.1964/1965
Media Relations Fax .....	847.724.1652
Ticket Info & Customer Service .....	847.724.4625

## EXECUTIVE DIRECTORY

### D.R.L. Enterprises

Chairman, Governor, AHL .....	Don Levin
Vice Chariman, AHL .....	William Buddy Meyers
Sr. Executive VP .....	Wayne Messmer
Director .....	Seth Gold
Director .....	Irwin Jann
President, Business Operations .....	Mike Gordon

Senior VP, Operations .....	Courtney Mahoney
General Manager, Chicago Wolves .....	Wendell Young
VP, Business Development .....	Curt Gruber
VP, Partnerships .....	Jon Sata

## HOCKEY OPERATIONS

General Manager .....	Wendell Young
Senior Advisor/Director, Hockey Operations .....	Gene Ubriaco
Assistant General Manager .....	Bill Bentley
Director, Media Relations .....	Justin Skelnik
Head Coach .....	Scott Arniel
Assistant Coaches .....	Nolan Baumgartner, Mike Foligno
Head Athletic Trainer .....	Kevin Kacer
Strength & Conditioning .....	Rob Rosmis
Equipment Manager .....	Craig Kogut
Assistant Equipment Manager .....	Dan Mulligan
Goaltending Coach .....	Stan Dubicki
Skating/Skills Coach .....	Kenny McCudden
Hockey Operations Assistant .....	Norine Gillner

## 2012.13 SEASON SCHEDULE

Sat. Oct. 13	Rockford .....	7:00 PM
Sun. Oct. 14	Rockford .....	3:00 PM
Wed. Oct. 17	Peoria .....	7:00 PM
Fri. Oct. 19	@ Abbotsford .....	9:00 PM
Sat. Oct. 20	@ Abbotsford .....	9:00 PM
Fri. Oct. 26	@ Peoria .....	7:00 PM
Sat. Oct. 27	San Antonio .....	7:00 PM
Sun. Oct. 28	Grand Rapids .....	4:00 PM
Fri. Nov. 2	@ Rockford .....	7:00 PM
Sun. Nov. 4	@ Charlotte .....	2:00 PM
Tue. Nov. 6	@ Charlotte .....	6:00 PM
Fri. Nov. 9	@ Milwaukee .....	7:00 PM
Fri. Nov. 16	@ Peoria .....	7:00 PM
Sat. Nov. 17	Peoria .....	7:00 PM
Tue. Nov. 20	Milwaukee .....	7:00 PM
Fri. Nov. 23	@ Grand Rapids .....	6:00 PM
Sat. Nov. 24	Milwaukee .....	7:00 PM
Wed. Nov. 28	Rockford .....	7:00 PM
Fri. Nov. 30	@ Milwaukee .....	7:00 PM
Sat. Dec. 1	Peoria .....	7:00 PM
Fri. Dec. 7	Grand Rapids .....	7:30 PM
Sat. Dec. 8	@ Rockford .....	7:00 PM
Thu. Dec. 13	Hamilton .....	7:00 PM
Sat. Dec. 15	@ Lake Erie .....	6:30 PM
Wed. Dec. 19	Abbotsford .....	11:00 AM
Sat. Dec. 22	@ Grand Rapids .....	6:00 PM
Thu. Dec. 27	@ Rockford .....	7:00 PM
Sat. Dec. 29	Abbotsford .....	7:00 PM
Sun. Dec. 30	Abbotsford .....	3:00 PM
Thu. Jan. 3	@ Milwaukee .....	7:00 PM
Sat. Jan. 5	Grand Rapids .....	7:00 PM
Sun. Jan. 6	Oklahoma City .....	4:00 PM
Fri. Jan. 11	@ Abbotsford .....	9:00 PM
Sat. Jan. 12	@ Abbotsford .....	9:00 PM
Wed. Jan. 16	Texas .....	7:00 PM
Fri. Jan. 18	Texas .....	7:30 PM
Sat. Jan. 19	Houston .....	7:00 PM
Wed. Jan. 23	@ Peoria .....	10:00 AM

Fri. Jan. 25	@ Rockford .....	7:00 PM
Fri. Feb. 1	@ Milwaukee .....	7:00 PM
Sat. Feb. 2	Peoria .....	7:00 PM
Tue. Feb. 5	Peoria .....	11:00 AM
Fri. Feb. 8	@ Hamilton .....	6:30 PM
Sat. Feb. 9	@ Toronto .....	2:00 PM
Thu. Feb. 14	Charlotte .....	7:00 PM
Sat. Feb. 16	Lake Erie .....	7:00 PM
Sun. Feb. 17	San Antonio .....	3:00 PM
Wed. Feb. 20	Abbotsford .....	7:00 PM
Sat. Feb. 23	@ Peoria .....	7:00 PM
Sun. Feb. 24	Rockford .....	3:00 PM
Fri. Mar. 1	@ Texas .....	7:30 PM
Sat. Mar. 2	@ San Antonio .....	7:00 PM
Tue. Mar. 5	@ Texas .....	7:30 PM
Fri. Mar. 8	@ Milwaukee .....	7:00 PM
Sat. Mar. 9	Milwaukee .....	7:00 PM
Sun. Mar. 10	Rockford .....	4:00 PM
Wed. Mar. 13	@ Grand Rapids .....	6:00 PM
Fri. Mar. 15	@ Rockford .....	7:00 PM
Sun. Mar. 17	Rockford .....	3:00 PM
Fri. Mar. 22	Toronto .....	7:30 PM
Sat. Mar. 23	@ Peoria .....	7:00 PM
Sun. Mar. 24	Milwaukee .....	3:00 PM
Wed. Mar. 27	Oklahoma City .....	7:00 PM
Fri. Mar. 29	Lake Erie .....	7:30 PM
Sat. Mar. 30	Milwaukee .....	7:00 PM
Tue. Apr. 2	@ San Antonio .....	7:00 PM
Fri. Apr. 5	@ Houston .....	7:00 PM
Sat. Apr. 6	@ Oklahoma City .....	7:00 PM
Sun. Apr. 7	@ Oklahoma City .....	4:00 PM
Wed. Apr. 10	@ Grand Rapids .....	6:00 PM
Fri. Apr. 12	@ Rockford .....	7:00 PM
Sat. Apr. 13	Charlotte .....	7:00 PM
Tue. Apr. 16	@ Milwaukee .....	7:00 PM
Fri. Apr. 19	@ Lake Erie .....	6:30 PM
Sat. Apr. 20	Milwaukee .....	7:00 PM
Sun. Apr. 21	Grand Rapids .....	4:00 PM

Please note all times are Central

## SCOTT ARNIEL

### HEAD COACH

**Born:** September 17, 1962

**Birthplace:** Kingston, ON

**Residence:** Chicago, IL

**Family:** Wife, Lia; Son, Brendan; Daughter, Stephanie

Arniel, 50, joins the Chicago Wolves this season as the ninth Head Coach in franchise history. The Kingston, ON, native most recently served as Head Coach of the Columbus Blue Jackets during the 2010.11 and 2011.12 seasons, compiling a record of 45-60-18.

Prior to coaching the Blue Jackets, Arniel was the Head Coach of the Canucks American Hockey League (AHL) affiliate, the Manitoba Moose, from 2006.07 to 2009.10. In 2008.09 he led the Moose to a number of franchise records including the most wins in the regular season (50) and the most road wins (25), while tying the franchise mark for the most home wins in one season (25). The Moose finished first overall in the AHL, accumulating a record of 50-23-1-6 and 107 points. It marked the first time in club history that the Moose concluded the regular season as the top team in the AHL.

Arniel was subsequently named the winner of the Louis A.R. Pieri Memorial Award as the league's outstanding coach in 2008.09. The Moose continued their success in the Calder Cup playoffs by capturing the North Division title with series victories over Toronto and Grand Rapids, as well as their first-ever Western Conference crown and a berth in the Calder Cup Finals after a series win over the Houston Aeros.

In four seasons under Arniel, the Moose won over 40 games each season and compiled a record of 181-106-33 in 320 games and earned two North Division regular season titles (2006.07 & 2008.09).

Prior to coaching the Moose, Arniel joined Manitoba in their inaugural season in 1996.97 in the International Hockey League and spent three seasons with the franchise as a player (1996-1999), including the final two as team captain. In 222 games with the Moose as a player, Arniel finished with 67 goals and 104 assists for 171 points and 233 penalty minutes. Upon his retirement in 1999, Arniel remained with the Moose as an Assistant Coach from 2000 to 2002. During that span, the Moose compiled an overall record of 78-64-7-13. In 2002, Arniel joined the Buffalo Sabres as an Assistant Coach where he spent six seasons.



SCOTT ARNIEL

## NOLAN BAUMGARTNER

### ASSISTANT COACH

**Born:** March 23, 1976

**Birthplace:** Calgary, AB

**Residence:** Chicago, IL


**Family:** Wife, Liz; Son, Jake

Baumgartner, 36, enters his first season as Wolves Assistant Coach following the conclusion of a 17-year professional playing career where he served in a leadership role as captain of both the Chicago Wolves and Manitoba Moose.

In 143 career regular season NHL games Baumgartner recorded 47 points (7-40-47) and 69 penalty minutes with Washington, Chicago, Vancouver, Pittsburgh, Philadelphia and Dallas. The Calgary native played 878 regular season AHL games earning 390 points (83-307-390) and 815 penalty minutes. He also accumulated 29 points (4-25-29) and 85 penalty minutes in 86 career Calder Cup playoff outings, including an appearance in the 2009 Calder Cup Final as a member of the Manitoba Moose.

Baumgartner also represented Canada at the World Junior Championships in 1995 and 1996, winning gold at both tournaments and serving as captain in 1996.

Selected 10th overall by the Washington Capitals in the 1994 NHL Entry Draft, Baumgartner was a member of the Memorial Cup championship Kamloops Blazers in 1994 and 1995.



NOLAN BAUMGARTNER



MIKE FOLIGNO

## MIKE FOLIGNO ASSISTANT COACH

**Born:** Jan. 29, 1959

**Birthplace:** Sudbury, ON

**Residence:** Chicago, IL

**Family:** Sons, Nick and Marcus; Daughters, Cara and Lisa

Foligno, 53, enters his first season as Assistant Coach with Chicago. He joins the organization with 16 years coaching experience, ranging from the Canadian Hockey League to the National Hockey League, and a 15-year playing career at the National Hockey League level. Foligno most recently served as an Assistant Coach with the Anaheim Ducks.

Prior to his two-year tenure with the Ducks, Foligno served as Head Coach and General Manager of the Sudbury Wolves in the Ontario Hockey League in 2009/10. The Sudbury, Ontario, native coached seven seasons with Sudbury and became the winningest coach in franchise history. Sudbury qualified for the postseason in six of seven seasons under Foligno, including an Eastern Conference championship in 2006/07.

Foligno previously served as an NHL Assistant Coach with the Toronto Maple Leafs (1995/96) and Colorado Avalanche (1997/98). He began his professional coaching career with the St. John's Maple Leafs of the American Hockey League in 1995/96 prior to his time in Toronto and Colorado. In 1998/99, Foligno was named Head Coach of Colorado's AHL affiliate in Hershey, where he led the Bears to a 186-154-60 record in five seasons (1998-2003) and five straight appearances in the Calder Cup Playoffs.

Originally selected by Detroit in the first round (third overall) of the 1979 NHL Entry Draft, Foligno played 15 NHL seasons with Detroit, Buffalo, Toronto and Florida. During his rookie season in Detroit, Foligno scored 36 goals and was a runner-up for the Calder Memorial Trophy as Rookie of the Year.

In 1,018 career NHL games, Foligno collected 727 points (355-372-727) with 2,049 PIM. He also appeared in 57 career Stanley Cup Playoff games, including an appearance in the 1993 Western Conference Final.


Foligno's oldest son Nick is a member of the Ottawa Senators while youngest son Marcus was a fourth-round selection (104th overall) by the Buffalo Sabres in the 2009 NHL Entry Draft. Both Nick (2004-2007) and Marcus (2007-2010) played for Sudbury during Mike's seven-year tenure with the Wolves.

# IN THE SYSTEM



# PETER ANDERSSON

DEFENCE SHOOTS LEFT 6'3" 194 LBS KVIDINGE, SWEDEN APR. 13, 1991




		REGULAR SEASON							PLAYOFFS						
SEASON	TEAM	LEA	GP	G	A	PTS	PIM		GP	G	A	PTS	PIM		
2007.08	Vastra Frolunda HC	SWE	1	0	0	0	0		-	-	-	-	-		
2008.09	Frolunda J20	SWE-JR	36	3	5	8	42		4	0	1	1	0		
2009.10	Vastra Frolunda HC	SWE	21	1	4	5	4		-	-	-	-	-		
	Boras HC	SWE	10	2	4	6	12		-	-	-	-	-		
2010.11	Boras HC	SWE-1	30	2	2	4	24		-	-	-	-	-		
	Vastra Frolunda HC	SEL	27	0	0	0	8		-	-	-	-	-		
2011.12	Orebro	SWE-1	30	5	1	6	18		-	-	-	-	-		

## ACQUIRED

Vancouver's fifth round choice, 143rd overall in the 2009 NHL Entry Draft.

# STEVEN ANTHONY

LEFT WING SHOOTS LEFT 6'2" 192 LBS HALIFAX, NS MAR. 21, 1991




		REGULAR SEASON							PLAYOFFS						
SEASON	TEAM	LEA	GP	G	A	PTS	PIM		GP	G	A	PTS	PIM		
2007.08	Saint John	QMJHL	55	6	8	14	38		10	1	1	2	2		
2008.09	Saint John	QMJHL	67	19	29	48	47		4	1	2	3	4		
2009.10	Saint John	QMJHL	61	18	23	41	28		5	0	0	0	6		
2010.11	Saint John	QMJHL	61	23	37	60	23		14	5	7	12	12		
2011.12	Kalamazoo	ECHL	34	8	12	20	28		-	-	-	-	-		

## ACQUIRED

Vancouver's seventh round choice, 187th overall in the 2009 NHL Entry Draft.

# DARREN ARCHIBALD

LEFT WING SHOOTS LEFT 6'3" 210 LBS NEWMARKET, ON FEB. 9, 1990



		REGULAR SEASON							PLAYOFFS						
SEASON	TEAM	LEA	GP	G	A	PTS	PIM		GP	G	A	PTS	PIM		
2007.08	Stouffville	OPJHL	49	21	27	48	46		-	-	-	-	-		
2008.09	Barrie	OHL	68	25	24	49	35		5	4	3	7	2		
2009.10	Barrie	OHL	57	26	33	59	62		16	5	5	10	16		
2010.11	Barrie	OHL	24	18	12	30	21		-	-	-	-	-		
	Niagara	OHL	37	23	13	36	30		14	10	4	14	6		
2011.12	Chicago	AHL	20	1	0	1	10		-	-	-	-	-		
	Kalamazoo	ECHL	49	14	31	45	59		14	2	4	6	21		

## ACQUIRED

Signed as a free agent December 13, 2010.



# MATTHEW BEATTIE


**RIGHT WING**   **SHOOTS RIGHT**   **6'3"**   **175 LBS**   **MORRISTOWN, NJ**   **DEC. 14, 1992**

## REGULAR SEASON   PLAYOFFS

SEASON	TEAM	LEA	GP	G	A	PTS	PIM	GP	G	A	PTS	PIM
2008.09	New Jersey	AYHL	29	4	7	11	12	-	-	-	-	-
2009.10	New Jersey	MetJHL	38	4	10	14	60	4	2	0	2	0
2010.11	New Jersey	MetJHL	38	23	24	47	34	2	2	0	2	0
2011.12	Phillips Exeter	USHS	28	39	35	74	18	-	-	-	-	-

### ACQUIRED

Vancouver's seventh round choice, 207th overall in the 2012 NHL Entry Draft.



THE PLAYERS

# LUDWIG BLOMSTRAND


**LEFT WING**   **SHOOTS LEFT**   **6'1"**   **198 LBS**   **UPPSALA, SWE**   **MAR. 8, 1993**

## REGULAR SEASON   PLAYOFFS

SEASON	TEAM	LEA	GP	G	A	PTS	PIM	GP	G	A	PTS	PIM
2008.09	Almtuna	SWE-U18	10	3	0	3	8	-	-	-	-	-
	Gimo	SWE-4	26	17	10	27	18	-	-	-	-	-
2009.10	Djurgardens	SWE-U18	35	9	19	28	24	5	0	2	2	0
2010.11	Djurgardens	SWE-U18	9	2	11	13	4	5	1	3	4	10
	Djurgardens	SWE-JR	35	3	4	7	14	3	0	0	0	2
2011.12	Djurgardens	SEL	18	0	1	1	4	-	-	-	-	-
	Djurgardens	SWE-JR	41	16	15	31	62	-	-	-	-	-

### ACQUIRED

Vancouver's fourth round choice, 120th overall in the 2011 NHL Entry Draft.



# JOE CANNATA


**GOALTENDER**   **CATCHES LEFT**   **6'1"**   **200 LBS**   **WAKEFIELD, MA**   **JAN. 2, 1990**

## REGULAR SEASON

SEASON	TEAM	LEA	GP	MIN	GA	SO	GAA	W	L	T	SVS	PCT
2007.08	USNTDP U-18	NAHL	5	307	12	0	2.35	3	1	1	128	.914
2008.09	Merrimack	NCAA	23	1,353	53	2	2.35	7	11	4	595	.918
2009.10	Merrimack	NCAA	24	1,362	69	2	3.04	10	13	1	633	.902
2010.11	Merrimack	NCAA	39	2,251	93	1	2.48	25	10	4	947	.911
2011.12	Merrimack	NCAA	36	2,179	79	2	2.18	17	12	7	977	.925
	Chicago	AHL	1	60	2	0	2.00	1	0	0	38	.950

### ACQUIRED

Vancouver's sixth round choice, 173rd overall in the 2009 NHL Entry Draft.



# KEVIN CONNAUTON

DEFENCE SHOOTS LEFT 6'2" 196 LBS EDMONTON, AB FEB. 23, 1990



## REGULAR SEASON PLAYOFFS


SEASON	TEAM	LEA	GP	G	A	PTS	PIM	GP	G	A	PTS	PIM
2007.08	Spruce Grove	AJHL	56	13	32	45	59	15	5	0	5	18
2008.09	Western Michigan	NCAA	40	7	11	18	44	—	—	—	—	—
2009.10	Vancouver	WHL	69	24	48	72	107	16	3	10	13	21
2010.11	Manitoba	AHL	73	11	12	23	51	6	1	0	1	0
2011.12	Chicago	AHL	73	13	20	33	58	5	0	1	1	8

## ACQUIRED

Vancouver's third round choice, 83rd overall in the 2009 NHL Entry Draft.

# FRANK CORRADO

DEFENCE SHOOTS RIGHT 6'2" 188 LBS WOODBRIDGE, ON MAR. 26, 1993



## REGULAR SEASON PLAYOFFS

SEASON	TEAM	LEA	GP	G	A	PTS	PIM	GP	G	A	PTS	PIM
2009.10	Sudbury	OHL	63	1	8	9	46	4	0	1	1	0
2010.11	Sudbury	OHL	67	4	26	30	94	8	1	4	5	8
2011.12	Sudbury	OHL	60	3	23	26	81	4	0	0	0	12
	Chicago	AHL	4	0	1	1	0	2	0	0	0	0

## ACQUIRED

Vancouver's fifth round choice, 150th overall in the 2011 NHL Entry Draft.

# GUILLAUME DESBIENS

RIGHT WING SHOOTS RIGHT 6'2" 205 LBS ALMA, QC APR. 20, 1985



## REGULAR SEASON PLAYOFFS

SEASON	TEAM	LEA	GP	G	A	PTS	PIM	GP	G	A	PTS	PIM
2001.02	Rouyn-Noranda	QMJHL	65	14	10	24	115	4	1	1	2	9
2002.03	Rouyn-Noranda	QMJHL	64	15	18	33	233	4	0	0	0	4
2003.04	Rouyn-Noranda	QMJHL	58	20	21	41	199	11	2	2	4	24
2004.05	Rouyn-Noranda	QMJHL	56	27	16	43	206	10	1	4	5	25
2005.06	Chicago	AHL	3	0	0	0	7	—	—	—	—	—
	Gwinnett	ECHL	65	33	27	60	187	17	10	6	16	38
2006.07	Chicago	AHL	54	3	6	9	118	6	0	1	1	2
2007.08	Chicago	AHL	23	2	1	3	30	1	0	1	1	0
	Gwinnett	ECHL	10	2	5	7	46	8	3	6	9	10
2008.09	Manitoba	AHL	78	21	26	47	158	22	4	8	12	18
2009.10	Vancouver	NHL	1	0	0	0	2	—	—	—	—	—
	Manitoba	AHL	67	19	15	34	144	6	3	6	9	17
2010.11	Vancouver	NHL	12	0	0	0	10	—	—	—	—	—
	Manitoba	AHL	53	11	16	27	104	13	1	3	4	31
2011.12	Calgary	NHL	10	0	0	0	25	—	—	—	—	—
	Abbotsford	AHL	59	3	11	14	114	7	1	0	1	21

VANCOUVER TOTALS

NHL TOTALS

## ACQUIRED

Signed as a free agent July 30, 2012.


CENTRE SHOOTS LEFT 5'10" 186 LBS NIAGARA-ON-THE-LAKE, ON JAN. 30, 1991

## REGULAR SEASON PLAYOFFS

SEASON	TEAM	LEA	GP	G	A	PTS	PIM	GP	G	A	PTS	PIM
2007.08	Niagara	OHL	46	5	9	14	26	10	0	2	2	6
2008.09	Niagara	OHL	64	11	22	33	94	12	3	7	10	25
2009.10	Niagara	OHL	60	23	37	60	94	5	1	6	7	8
2010.11	Niagara	OHL	60	26	40	66	61	14	2	8	10	19
2011.12	Niagara	OHL	62	26	45	71	106	20	8	14	22	18

## ACQUIRED

Vancouver's sixth round choice, 172nd overall in the 2010 NHL Entry Draft.



## BRENDAN GAUNCE

CENTRE SHOOTS LEFT 6'2" 205 LBS MARKHAM, ON MAR. 25, 1994


## STATS REGULAR SEASON

## PLAYOFFS

SEASON	TEAM	LEA	GP	G	A	PTS	PIM	GP	G	A	PTS	PIM
2009.10	Markham	OJHL	1	0	0	0	0	-	-	-	-	-
2010.11	Belleville	OHL	65	11	25	36	40	4	0	0	0	4
2011.12	Belleville	OHL	68	28	40	68	68	6	1	2	3	2

## ACQUIRED

Vancouver's first round choice, 26th overall in the 2012 NHL Entry Draft.



## ANDREW GORDON

RIGHT WING SHOOTS RIGHT 6'0" 194 LBS HALIFAX, NS DEC. 13, 1985

## STATS REGULAR SEASON

## PLAYOFFS

SEASON	TEAM	LEA	GP	G	A	PTS	PIM	GP	G	A	PTS	PIM
2002.03	Notre Dame	SJHL	58	20	27	47	12	-	-	-	-	-
2003.04	Notre Dame	SJHL	55	20	44	64	12	-	-	-	-	-
2004.05	St. Cloud State	NCAA	38	9	8	17	6	-	-	-	-	-
2005.06	St. Cloud State	NCAA	42	20	20	40	22	-	-	-	-	-
2006.07	St. Cloud State	NCAA	40	22	23	45	16	-	-	-	-	-
2007.08	Hershey	AHL	58	16	35	51	39	5	3	2	5	2
	South Carolina	ECHL	11	8	6	14	6	9	5	3	8	8
2008.09	Washington	NHL	1	0	0	0	0	-	-	-	-	-
	Hershey	AHL	80	21	24	45	47	22	6	4	10	6
2009.10	Washington	NHL	2	0	0	0	0	-	-	-	-	-
	Hershey	AHL	79	37	34	71	57	17	13	7	20	2
2010.11	Washington	NHL	9	1	1	2	0	-	-	-	-	-
	Hershey	AHL	50	28	29	57	24	2	0	1	1	6
2011.12	Anaheim	NHL	37	2	3	5	6	-	-	-	-	-
	Syracuse	AHL	19	3	5	8	10	-	-	-	-	-
	Chicago	AHL	10	2	1	3	10	-	-	-	-	-

## NHL TOTALS

49 3 4 7 6 - - - - -

## ACQUIRED

From Anaheim in exchange for Sebastian Erikson, February 27, 2012.



# ALEXANDRE GRENIER

RIGHT WING   SHOOTS RIGHT   6'5"   200 LBS   LAVAL, QC   SEPT. 5, 1991



## STATS REGULAR SEASON

## PLAYOFFS


SEASON	TEAM	LEA	GP	G	A	PTS	PIM	GP	G	A	PTS	PIM
2010.11	Quebec	QMJHL	31	9	15	24	6	15	8	8	16	4
2011.12	Halifax	QMJHL	64	25	39	64	42	17	4	12	16	19

## ACQUIRED

Vancouver's third round choice, 90th overall in the 2011 NHL Entry Draft.

# BEN HUTTON

DEFENCE   SHOOTS LEFT   6'2"   192 LBS   PRESCOTT, ON   APR. 20, 1993



## STATS REGULAR SEASON

## PLAYOFFS

SEASON	TEAM	LEA	GP	G	A	PTS	PIM	GP	G	A	PTS	PIM
2008.09	Kemptville	CJHL	4	0	0	0	0	-	-	-	-	-
2009.10	Kemptville	CJHL	60	16	18	34	6	-	-	-	-	-
2010.11	Kemptville	CCHL	61	8	27	35	28	-	-	-	-	-
2011.12	Kemptville	CCHL	35	7	20	27	25	-	-	-	-	-
	Nepean	CCHL	22	4	12	16	6	18	5	8	13	6

## ACQUIRED

Vancouver's fifth round choice, 147th overall in the 2012 NHL Entry Draft.

# NICKLAS JENSEN

RIGHT WING   SHOOTS LEFT   6'3"   186 LBS   HERNING, DEN   MAR. 6, 1993



## REGULAR SEASON   PLAYOFFS

SEASON	TEAM	LEA	GP	G	A	PTS	PIM	GP	G	A	PTS	PIM
2009.10	Herning	DEN	34	12	14	26	28	10	6	4	10	8
2010.11	Oshawa	OHL	61	29	29	58	42	10	7	4	11	2
2011.12	Chicago	AHL	6	4	0	4	6	2	2	0	2	0
	Oshawa	OHL	57	25	33	58	29	6	1	4	5	0

## ACQUIRED

Vancouver's first round choice, 29th overall in the 2011 NHL Entry Draft.

# DEREK JOSLIN


DEFENCE SHOOTS LEFT 6'1" 210 LBS RICHMOND HILL, ON MAR. 17, 1987

## REGULAR SEASON PLAYOFFS

SEASON	TEAM	LEA	GP	G	A	PTS	PIM	GP	G	A	PTS	PIM
2003.04	Aurora	OPIHL	36	4	12	16	48	-	-	-	-	-
	Ottawa	OHL	7	0	0	0	4	-	-	-	-	-
2004.05	Ottawa	OHL	68	6	24	30	44	21	0	3	3	24
	Cleveland	AHL	2	0	0	0	0	-	-	-	-	-
2005.06	Ottawa	OHL	68	11	37	48	40	6	1	5	6	10
	Worcester	AHL	3	0	0	0	0	4	0	0	0	2
2006.07	Ottawa	OHL	68	11	38	49	66	5	1	4	5	4
	Worcester	AHL	80	10	24	34	44	-	-	-	-	-
2007.08	Worcester	AHL	12	0	0	0	6	-	-	-	-	-
	Worcester	AHL	63	11	19	30	40	12	0	2	2	8
2008.09	San Jose	NHL	24	0	3	3	12	-	-	-	-	-
	Worcester	AHL	55	5	27	32	29	11	4	1	5	4
2009.10	San Jose	NHL	17	1	3	4	8	-	-	-	-	-
	Worcester	AHL	17	1	4	5	2	-	-	-	-	-
2010.11	San Jose	NHL	44	2	2	4	35	-	-	-	-	-
	Carolina	AHL	4	0	3	3	0	-	-	-	-	-
2011.12	Carolina	NHL	114	4	12	16	63	-	-	-	-	-
	Charlotte	AHL	4	0	3	3	0	-	-	-	-	-
NHL TOTALS			114	4	12	16	63	-	-	-	-	-

## ACQUIRED

Signed as a free agent July 5, 2012.



THE PLAYERS

# JOSEPH LABATE


CENTRE SHOOTS LEFT 6'4" 190 LBS BURNSVILLE, MN APR. 16, 1993

## REGULAR SEASON PLAYOFFS

SEASON	TEAM	LEA	GP	G	A	PTS	PIM	GP	G	A	PTS	PIM
2009.10	A. of Holy Angels	High-MN	25	29	29	58	26	2	0	1	1	2
2010.11	A. of Holy Angels	High-MN	25	27	22	49	42	1	2	1	3	0
2011.12	Wisconsin	NCAA	37	5	15	20	24	-	-	-	-	-

## ACQUIRED

Vancouver's fourth round choice, 101st overall in the 2011 NHL Entry Draft.



# EDDIE LACK

GOALTENDER CATCHES RIGHT 6'5" 197 LBS NORRTALJE, SWEDEN JAN. 5, 1988

## REGULAR SEASON

SEASON	TEAM	LEA	GP	MIN	GA	SO	GAA	W	L	T	SVS	PCT
2004.05	Djurgarden	SWE-JE	1	60	6	0	6.00	n/a	n/a	n/a	n/a	.872
	Djurgarden	SWE-JE	18	1,095	32	3	1.75	n/a	n/a	n/a	n/a	.930
2005.06	Leksands	SWE-JE	18	1,056	56	0	3.18	n/a	n/a	n/a	n/a	.909
	Leksands	SWE-AI	2	78	4	0	3.08	n/a	n/a	n/a	n/a	.867
2006.07	Leksands	SWE-JE	18	1,077	49	4	2.73	n/a	n/a	n/a	n/a	.909
	Leksands	SWE-AI	24	1,441	45	4	1.87	n/a	n/a	n/a	n/a	.923
2007.08	Leksands	SWE-JE	2	120	4	1	2.00	n/a	n/a	n/a	n/a	.900
	Leksands	SWE-AI	32	1,905	64	4	2.02	n/a	n/a	n/a	n/a	.930
2008.09	Leksands	SWE-JE	6	359	21	0	3.51	n/a	n/a	n/a	n/a	.884
	Brynäs	SWE-E	14	808	36	0	2.67	5	7	1	n/a	.911
2009.10	Brynäs	SWE-E	53	3,135	118	5	2.26	28	21	4	1,474	.926
	Manitoba	AHL	46	2,703	104	4	2.31	21	20	3	1,283	.925
2010.11	Chicago	AHL	46	2,703	104	4	2.31	21	20	3	1,283	.925

## ACQUIRED


Signed as a free agent June 4, 2010.





# ALEXANDRE MALLET

CENTRE SHOOTS RIGHT 6'1" 194 LBS AMQUI, QC MAY 22, 1992



## STATS REGULAR SEASON

## PLAYOFFS

SEASON	TEAM	LEA	GP	G	A	PTS	PIM	GP	G	A	PTS	PIM
2008.09	Rouyn-Noranda	QMJHL	10	1	0	1	0	1	0	1	1	0
2009.10	Rouyn-Noranda	QMJHL	39	4	5	9	31	-	-	-	-	-
	Rimouski	QMJHL	26	5	5	10	54	12	2	0	2	6
2010.11	Rimouski	QMJHL	60	10	9	19	86	5	0	2	2	7
2011.12	Rimouski	QMJHL	68	34	47	81	132	21	10	15	25	22

## ACQUIRED

Vancouver's second round choice, 57th overall in the 2012 NHL Entry Draft.

# PATRICK McNALLY

DEFENCE SHOOTS LEFT 6'2" 190 LBS GLEN HEAD, NY DEC. 4, 1991



## REGULAR SEASON

## PLAYOFFS


SEASON	TEAM	LEA	GP	G	A	PTS	PIM	GP	G	A	PTS	PIM
2008.09	Suffolk Pal	MTJHL	52	25	41	66	72	-	-	-	-	-
2009.10	Milton Academy	HIGH-MA	28	14	21	35	n/a	-	-	-	-	-
2011.12	Harvard	NCAA	34	6	22	28	40	-	-	-	-	-

## ACQUIRED

Vancouver's fourth round choice, 115th overall in the 2010 NHL Entry Draft.

# PATRICK MULLEN

DEFENCE SHOOTS RIGHT 5'10" 184 LBS BOSTON, MA MAY 6, 1986



## STATS REGULAR SEASON

## PLAYOFFS

SEASON	TEAM	LEA	GP	G	A	PTS	PIM	GP	G	A	PTS	PIM
2004.05	Sioux Falls	USHL	60	14	23	37	8	-	-	-	-	-
2005.06	U. of Denver	NCAA	37	7	10	17	24	-	-	-	-	-
2006.07	U. of Denver	NCAA	37	5	12	17	20	-	-	-	-	-
2007.08	U. of Denver	NCAA	40	4	18	22	65	-	-	-	-	-
2008.09	U. of Denver	NCAA	38	4	21	25	39	-	-	-	-	-
2009.10	Manchester	AHL	44	4	6	10	16	2	0	0	0	2
	Ontario	ECHL	1	0	0	0	0	-	-	-	-	-
2010.11	Manchester	AHL	67	3	17	20	32	7	0	1	1	4
2011.12	Manchester	AHL	69	13	28	41	45	4	1	2	3	8

## ACQUIRED

Signed as a free agent July 5, 2012.

**FORWARD**   **SHOOTS LEFT**   **6'2"**   **190 LBS**   **VICTORIA, BC**   **AUG. 16, 1992**

## REGULAR SEASON   PLAYOFFS

SEASON	TEAM	LEA	GP	G	A	PTS	PIM	GP	G	A	PTS	PIM
2009.10	Victoria	BCHL	46	13	15	28	13	6	0	1	1	0
2010.11	Victoria	BCHL	59	20	21	41	21	12	3	3	6	6
2011.12	Victoria	BCHL	26	17	25	42	18	-	-	-	-	-

### ACQUIRED

Vancouver's sixth round choice, 177th overall in the 2012 NHL Entry Draft.



# ADAM POLASEK


**DEFENCE**   **SHOOTS LEFT**   **6'3"**   **207 LBS**   **OSTRAVA, CZECH REP.**   **JUL. 12, 1991**

## REGULAR SEASON   PLAYOFFS

SEASON	TEAM	LEA	GP	G	A	PTS	PIM	GP	G	A	PTS	PIM
2009.10	P.E.I.	QMJHL	66	13	28	41	91	5	0	0	0	2
2010.11	P.E.I.	QMJHL	61	7	32	39	59	5	0	0	0	8
2011.12	Chicago	AHL	46	1	8	9	27	-	-	-	-	-

### ACQUIRED

Vancouver's fifth round choice, 145th overall in the 2010 NHL Entry Draft.



# JEREMY PRICE

**DEFENCE**   **SHOOTS RIGHT**   **6'1"**   **175 LBS**   **MILTON, ON**   **SEPT. 26, 1990**

## REGULAR SEASON   PLAYOFFS

SEASON	TEAM	LEA	GP	G	A	PTS	PIM	GP	G	A	PTS	PIM
2006.07	Milton	OPJHL	37	1	6	7	51	-	-	-	-	-
2007.08	Milton	OPJHL	44	10	22	32	28	-	-	-	-	-
2008.09	Nepean	CJHL	55	12	29	41	50	-	-	-	-	-
2009.10	Colgate	NCAA	35	6	8	14	32	-	-	-	-	-
2010.11	Colgate	NCAA	42	5	14	19	28	-	-	-	-	-
2011.12	Colgate	NCAA	36	2	21	23	33	-	-	-	-	-

### ACQUIRED

Vancouver's fourth round choice, 113th overall in the 2009 NHL Entry Draft.



# PRAB RAI

CENTRE SHOOTS LEFT 5'11" 210 LBS SURREY, BC NOV. 22, 1989



REGULAR SEASON								PLAYOFFS				
SEASON	TEAM	LEA	GP	G	A	PTS	PIM	GP	G	A	PTS	PIM
2005.06	Prince George	WHL	38	5	0	5	15	-	-	-	-	-
2006.07	Prince George	WHL	24	2	3	5	12	-	-	-	-	-
	Seattle	WHL	38	5	14	19	18	8	1	4	5	0
2007.08	Seattle	WHL	72	20	45	65	21	11	2	4	6	4
2008.09	Seattle	WHL	61	25	40	65	29	5	1	1	2	0
2009.10	Seattle	WHL	67	41	28	69	20	-	-	-	-	-
2011.12	Kalamazoo	ECHL	24	2	4	6	7	2	0	0	0	0

## ACQUIRED

Vancouver's fifth round choice, 131st overall in the 2008 NHL Entry Draft.

# ANTON RODIN

FORWARD SHOOTS LEFT 5'11" 174 LBS STOCKHOLM, SWE NOV. 21, 1990




REGULAR SEASON								PLAYOFFS				
SEASON	TEAM	LEA	GP	G	A	PTS	PIM	GP	G	A	PTS	PIM
2008.09	Oskarshamn	SWE-1	6	0	0	0	2	-	-	-	-	-
2009.10	Brynäs	SEL	36	1	4	5	8	5	1	0	1	4
	Mora	SWE-1	8	2	2	4	0	-	-	-	-	-
2010.11	Brynäs	SEL	53	7	19	26	16	5	1	1	2	0
2011.12	Chicago	AHL	62	10	17	27	18	-	-	-	-	-

## ACQUIRED

Vancouver's second round choice, 53rd overall in the 2009 NHL Entry Draft.

# YANN SAUVE

DEFENCE SHOOTS LEFT 6'3" 213 LBS MONTREAL, QC FEB. 18, 1990



REGULAR SEASON								PLAYOFFS				
SEASON	TEAM	LEA	GP	G	A	PTS	PIM	GP	G	A	PTS	PIM
2006.07	Saint John	QMJHL	60	2	13	15	75	-	-	-	-	-
2007.08	Saint John	QMJHL	69	6	15	21	92	14	1	2	3	23
2008.09	Saint John	QMJHL	61	5	25	30	64	4	0	2	2	8
2009.10	Saint John	QMJHL	61	7	29	36	65	21	5	10	15	36
2010.11	Vancouver	NHL	5	0	0	0	0	-	-	-	-	-
	Manitoba	AHL	39	3	11	14	24	13	0	1	1	4
	Victoria	ECHL	8	0	2	2	4	-	-	-	-	-
	Chicago	AHL	73	3	6	9	78	3	0	1	1	2
VANCOUVER/NHL TOTALS			5	0	0	0	0	-	-	-	-	-

## ACQUIRED

Vancouver's second round choice, 41st overall in the 2008 NHL Entry Draft.

DEFENCE SHOOTS RIGHT 6'5" 210 LBS VERNON, BC DEC. 13, 1989

## REGULAR SEASON PLAYOFFS

SEASON	TEAM	LEA	GP	G	A	PTS	PIM	GP	G	A	PTS	PIM
2007.08	Vancouver	WHL	36	0	4	4	36	4	0	0	0	0
2008.09	Portland	WHL	67	11	5	16	45	-	-	-	-	-
2009.10	Portland	WHL	72	12	11	23	42	13	3	2	5	10
2010.11	Manitoba	AHL	47	2	2	4	9	3	0	0	0	0
2011.12	Chicago	AHL	46	4	5	9	6	3	0	0	0	0

## ACQUIRED

Signed as a free agent March 29, 2010.



## JORDAN SCHROEDER


CENTRE SHOOTS RIGHT 5'9" 180 LBS PRIOR LAKE, MN SEPT. 29, 1990

## REGULAR SEASON PLAYOFFS

SEASON	TEAM	LEA	GP	G	A	PTS	PIM	GP	G	A	PTS	PIM
2006.07	U.S. National U-18	NAHL	31	12	11	23	10	-	-	-	-	-
2007.08	U.S. National U-18	NAHL	14	1	8	9	4	-	-	-	-	-
2008.09	Minnesota	NCAA	35	13	32	45	29	-	-	-	-	-
2009.10	Minnesota	NCAA	37	9	19	28	14	-	-	-	-	-
	Manitoba	AHL	11	4	5	9	0	6	3	3	6	4
2010.11	Manitoba	AHL	61	10	18	28	10	14	1	5	6	2
2011.12	Chicago	AHL	76	21	23	44	18	5	1	1	2	0

## ACQUIRED

Vancouver's first round choice, 22nd overall in the 2009 NHL Entry Draft.



## BILL SWEATT

LEFT WING SHOOTS LEFT 6'0" 204 LBS ELBURN, IL OCT. 21, 1988


## REGULAR SEASON PLAYOFFS

SEASON	TEAM	LEA	GP	G	A	PTS	PIM	GP	G	A	PTS	PIM
2004.05	U.S. National U-18	NAHL	41	7	9	16	12	-	-	-	-	-
2005.06	U.S. National U-18	NAHL	17	10	15	25	4	-	-	-	-	-
2006.07	Colorado College	NCAA	30	9	17	26	18	-	-	-	-	-
2007.08	Colorado College	NCAA	37	10	17	27	38	-	-	-	-	-
2008.09	Colorado College	NCAA	37	12	11	23	28	-	-	-	-	-
2009.10	Colorado College	NCAA	39	15	18	33	18	-	-	-	-	-
2010.11	Manitoba	AHL	80	19	27	46	28	14	1	5	6	2
2011.12	Vancouver	NHL	2	0	0	0	0	-	-	-	-	-
	Chicago	AHL	71	16	18	34	24	5	1	1	2	0

## VANCOUVER/NHL TOTALS


## ACQUIRED

Signed as a free agent August 19, 2010.



# KELLAN TOCHKIN

RIGHT WING SHOOTS RIGHT 5'9" 170 LBS ABBOTSFORD, BC FEB. 15, 1991



## REGULAR SEASON PLAYOFFS

SEASON	TEAM	LEA	GP	G	A	PTS	PIM	GP	G	A	PTS	PIM
2006.07	Everett	WHL	3	0	0	0	2	-	-	-	-	-
2007.08	Langley	BCHL	1	0	1	1	0	3	1	0	1	2
2008.09	Everett	WHL	72	20	54	74	37	2	1	0	1	2
2009.10	Everett	WHL	72	28	40	68	64	7	1	1	2	11
2010.11	Everett	WHL	38	17	19	36	30	-	-	-	-	-
	Medicine Hat	WHL	32	12	16	28	38	15	5	7	12	20
2011.12	Medicine Hat	WHL	10	0	8	8	16	-	-	-	-	-
	Prince Albert	WHL	29	14	15	29	30	-	-	-	-	-

## ACQUIRED

Signed as a free agent July 27, 2009.

# HENRIK TOMMERNES

DEFENCE SHOOTS LEFT 6'0" 176 LBS KARLSTAD, SWE AUG. 28, 1990



## REGULAR SEASON PLAYOFFS

SEASON	TEAM	LEA	GP	G	A	PTS	PIM	GP	G	A	PTS	PIM
2008.09	Vastra	SEL	11	0	0	0	0	-	-	-	-	-
2009.10	Boras	SWE-1	23	5	9	14	43	-	-	-	-	-
	Vastra	SEL	27	0	3	3	10	7	0	1	1	2
2010.11	Vastra	SEL	47	3	17	20	24	-	-	-	-	-
2011.12	Vastra	SEL	44	5	9	14	36	-	-	-	-	-

## ACQUIRED

Vancouver's seventh round pick, 210th overall in the 2011 NHL Entry Draft.

# PATHRIK WESTERHOLM

RIGHT WING SHOOTS RIGHT 6'0" 187 LBS KARLSKRONA, SWE JAN. 6, 1992



## REGULAR SEASON PLAYOFFS

SEASON	TEAM	LEA	GP	G	A	PTS	PIM	GP	G	A	PTS	PIM
2007.08	Karlskrona	SWE-U18	16	36	11	47	10	-	-	-	-	-
	Karlskrona	SWE-JR	11	14	10	24	6	-	-	-	-	-
2008.09	Malmö	SWE-U18	23	20	24	44	10	4	1	1	2	10
	Malmö	SWE-JR	21	7	5	12	6	-	-	-	-	-
2009.10	Malmö	SWE-U18	3	5	5	10	0	-	-	-	-	-
	Malmö	SWE-JR	39	22	24	46	18	3	2	2	4	4
	Malmö	SWE-2	1	0	0	0	0	-	-	-	-	-
2010.11	Malmö	SWE-JR	26	32	25	57	8	5	2	4	6	2
	Malmö	SWE-2	34	8	13	21	8	-	-	-	-	-
2011.12	Malmö	SWE-1	43	6	3	9	4	-	-	-	-	-

## ACQUIRED

Vancouver's sixth round pick, 180th overall in the 2011 NHL Entry Draft.



# REVIEW



# 2012.13 TRAINING CAMP ROSTER

## DEFENCEMEN

PLAYER	POS	HT	WT	HOMETOWN	DATE	2010.11 CLUB	GP	G	A	PTS	PIM
41 Alberts, Andrew	D	6'5"	206	Minneapolis, MN	Jun. 30, 1981	Vancouver	44	2	1	3	40
80 Andersson, Peter	D	6'3"	194	Kvidinge, SWE	Apr. 13, 1991	Orebro	30	5	1	6	14
4 Ballard, Keith	D	5'11"	202	Baudette, MN	Nov. 26, 1982	Vancouver	47	1	6	7	64
18 Barker, Cam	D	6'3"	222	Winnipeg, MB	Apr. 4, 1986	Edmonton	25	2	0	2	23
3 Bieksa, Kevin	D	6'1"	198	Grimsby, ON	Jun. 16, 1981	Vancouver	78	8	36	44	94
61 Connaughton, Kevin	D	6'1"	196	Edmonton, AB	Feb. 23, 1990	Chicago	73	13	20	33	58
58 Corrado, Frankie	D	6'1"	192	Woodbridge, ON	Mar. 26, 1993	Chicago	4	0	1	1	0
						Sudbury	60	3	23	26	81
23 Edler, Alex	D	6'3"	210	Ostersund, SWE	Apr. 21, 1986	Vancouver	82	11	38	49	34
5 Garrison, Jason	D	6'2"	220	White Rock, BC	Nov. 13, 1984	Florida	77	16	17	33	32
2 Hamhuis, Dan	D	6'0"	208	Smithers, BC	Dec. 13, 1982	Vancouver	82	4	32	36	46
38 Joslin, Derek	D	6'1"	210	Richmond Hill, ON	Mar. 17, 1987	Carolina	44	2	2	4	35
						Charlotte	4	0	3	3	0
8 Tanev, Chris	D	6'2"	183	Toronto, ON	Dec. 20, 1989	Vancouver	25	0	2	2	10
						Chicago	34	0	14	14	6
24 Vandermeer, Jim	D	6'1"	210	Caroline, AB	Feb. 21, 1980	San Jose	25	1	3	4	33

## GOALTENDERS

PLAYER	HT	WT	HOMETOWN	DATE	2010.11 CLUB	GPI	W	L	T/OT	MIN	GA	SO	AVG
30 Cannata, Joe	6'1"	205	Wakefield, MA	Jan. 2, 1990	Chicago (AHL)	1	1	0	0	60	2	0	2.00
					Merrimack	36	17	12	7	2,179	79	2	2.18
1 Luongo, Roberto	6'3"	210	Montreal, QC	Apr. 4, 1979	Vancouver	55	31	14	8	3,162	127	5	2.41
35 Schneider, Cory	6'2"	195	Marblehead, MA	Mar. 18, 1986	Vancouver	33	20	8	1	1,833	60	3	1.96

# 2012.13 TRAINING CAMP ROSTER

## FORWARDS

PLAYER	POS	HT	WT	HOMETOWN	DATE	2010.11 CLUB	GP	G	A	PTS	PIM
49 Archibald, Darren	LW	6'3"	212	Newmarket, ON	Feb. 9, 1990	Chicago	20	1	0	1	10
						Kalamazoo	49	14	31	45	59
7 Booth, David	RW	6'0"	212	Detroit, MI	Nov. 24, 1984	Vancouver	56	16	13	29	32
						Florida	6	0	1	1	2
14 Burrows, Alex	LW	6'1"	195	Pincourt, QC	Apr. 11, 1981	Vancouver	80	28	24	52	90
25 Ebbett, Andrew	C	5'9"	174	Calgary, AB	Jan. 2, 1983	Vancouver	18	5	1	6	6
44 Gordon, Andrew	RW	6'0"	194	Halifax, NS	Dec. 13, 1985	Anaheim	37	2	3	5	6
						Syracuse	19	3	5	8	10
36 Hansen, Jannik	RW	6'1"	195	Harlev, DEN	Mar. 15, 1986	Vancouver	82	16	23	39	34
20 Higgins, Chris	LW	6'0"	199	Smithtown, NY	Jun. 2, 1983	Vancouver	71	18	26	44	16
9 Kassian, Zack	RW	6'3"	214	Windsor, ON	Jan. 24, 1991	Vancouver	17	1	2	3	31
						Buffalo	27	3	4	7	20
						Rochester	30	15	11	26	31
17 Kesler, Ryan	C	6'2"	202	Livonia, MI	Aug. 31, 1984	Vancouver	77	22	27	49	56
40 Lapierre, Maxim	C	6'2"	207	Saint-Leonard, QC	Mar. 29, 1985	Vancouver	82	9	10	19	130
27 Malhotra, Manny	C	6'2"	202	Mississauga, ON	May 18, 1980	Vancouver	78	7	11	18	14
21 Raymond, Mason	LW	6'0"	185	Cochrane, AB	Sept. 17, 1985	Vancouver	55	10	10	20	18
43 Rodin, Anton	W	6'0"	175	Stockholm, SWE	Nov. 21, 1990	Chicago	62	10	17	27	18
45 Schroeder, Jordan	C	5'9"	180	Prior Lake, MN	Sept. 29, 1990	Chicago	76	21	23	44	18
22 Sedin, Daniel	LW	6'1"	187	Örnskoldsvik, SWE	Sept. 26, 1980	Vancouver	72	30	37	67	40
33 Sedin, Henrik	C	6'2"	188	Örnskoldsvik, SWE	Sept. 26, 1980	Vancouver	82	14	67	81	52
42 Sweatt, Bill	LW	6'0"	190	Elburn, IL	Sept. 21, 1988	Vancouver	2	0	0	0	0
						Chicago	71	16	18	34	24
54 Volpatti, Aaron	F	6'0"	215	Revelstoke, BC	Mar. 30, 1985	Vancouver	23	1	0	1	37
32 Weise, Dale	RW	6'2"	210	Winnipeg, MB	Aug. 5, 1988	Vancouver	68	4	4	8	81

# 2011.12 FINAL SCORING

POS	NO	PLAYER	GP	AVG TOI	G	A	PTS	+/-	PIM	PP	SH	GW	S	PCTG
C	33	Henrik Sedin	82	19:05	14	67	81	23	52	8	0	6	113	12.4
LW	22	Daniel Sedin	72	18:48	30	37	67	14	40	10	0	6	229	13.1
LW	14	Alex Burrows	80	18:28	28	24	52	24	90	3	2	7	198	14.1
C	17	Ryan Kesler	77	20:05	22	27	49	11	56	8	1	1	222	9.9
D	23	Alex Edler	82	23:51	11	38	49	E	34	5	1	0	228	4.8
D	3	Kevin Bieksa	78	23:38	8	36	44	12	94	2	0	2	166	4.8
LW	20	Chris Higgins	71	16:18	18	25	43	11	16	1	1	4	165	10.9
RW	36	Jannik Hansen	82	14:53	16	23	39	18	34	0	1	1	137	11.7
D	2	Dan Hamhuis	82	23:25	4	33	37	29	46	1	0	0	140	2.9
C	9	Cody Hodgson**	63	12:43	16	17	33	8	8	5	0	2	103	15.5
LW	7	David Booth**	56	14:52	16	13	29	1	32	3	0	1	145	11.0
D	6	Sami Salo	69	20:26	9	16	25	7	10	7	0	3	136	6.6
LW	21	Mason Raymond	55	15:35	10	10	20	4	18	1	1	2	125	8.0
C	40	Maxim Lapierre	82	11:13	9	10	19	-3	130	0	0	0	103	8.7
C	27	Manny Malhotra	78	12:20	7	11	18	-11	14	0	0	2	60	11.7
D	29	Aaron Rome	43	15:13	4	6	10	-4	46	1	0	1	42	9.5
RW	32	Dale Weise	68	8:09	4	4	8	-1	81	0	0	0	48	8.3
D	4	Keith Ballard	47	15:33	1	6	7	E	64	0	0	0	41	2.4
C	25	Andrew Ebbett	18	9:35	5	1	6	2	6	1	0	2	27	18.5
C	26	Samuel Pahlsson**	19	13:56	2	4	6	4	12	0	0	1	30	6.7
RW	34	Byron Bitz	10	10:29	1	3	4	2	14	0	0	0	6	16.7
D	41	Andrew Alberts	44	14:17	2	1	3	4	40	0	0	2	19	10.5
D	5	Marc-Andre Gragnani* **	14	15:24	1	2	3	-4	6	0	0	0	12	8.3
RW	9	Zack Kassian* **	17	10:17	1	2	3	-1	31	0	0	0	18	5.6
RW	26	Mikael Samuelsson**	6	15:53	1	2	3	-1	6	1	0	0	13	7.7
D	8	Chris Tanev	25	16:43	0	2	2	10	2	0	0	0	15	0.0
RW	79	Mike Duco*	6	8:03	0	2	2	1	5	0	0	0	4	0.0
LW	54	Aaron Volpatti	23	8:58	1	0	1	-2	37	0	0	0	17	5.9
D	52	Alexander Sulzer**	12	15:58	12	0	1	1	6	2	0	0	11	0.0
LW	15	Marco Sturm**	6	13:52	0	0	0	-5	2	0	0	0	3	0.0
RW	24	Mark Mancari	6	8:18	0	0	0	E	0	0	0	0	5	0.0
LW	42	Bill Sweatt*	2	5:20	0	0	0	E	0	0	0	0	2	0.0
RW	38	Victor Oreskovich	1	6:17	0	0	0	E	7	0	0	0	0	0.0

## GOALTENDING

NO	GOALTENDER	GPI	MIN	AVG	W	L	OT	SO	GA	SA	SV%	G	A	PIM
1	Roberto Luongo	55	3162:23	2.41	31	14	8	5	127	1577	.919	0	1	4
35	Cory Schneider	33	1832:50	1.96	20	8	1	3	60	945	.937	0	2	0

\*Indicates rookie year

\*\*Canucks totals only

# 2011.12 SCORING BREAKDOWN

	HOME						ROAD						OVERALL					
PLAYER*	GP	G	A	PTS	+/-	PIM	GP	G	A	PTS	+/-	PIM	GP	G	A	PTS	+/-	PIM
Andrew Alberts	20	1	1	2	7	17	24	1	0	1	-3	23	44	2	1	3	4	40
Keith Ballard	21	1	3	4	1	21	26	0	3	3	-1	43	47	1	6	7	E	64
Kevin Bieksa	37	2	21	23	10	48	41	6	15	21	2	46	78	8	36	44	12	94
Byron Bitz	4	0	1	1	-1	7	6	1	2	3	3	7	10	1	3	4	2	14
David Booth	31	13	7	20	2	13	25	3	6	9	-1	19	56	16	13	29	1	32
Alex Burrows	41	15	12	27	18	26	39	13	12	25	6	64	80	28	24	52	24	90
Mike Duco	1	0	0	0	E	0	5	0	2	2	1	5	6	0	2	2	1	5
Andrew Ebbett	9	3	1	4	3	4	9	2	0	2	-1	2	18	5	1	6	2	6
Alex Edler	41	7	18	25	-1	20	41	4	20	24	1	14	82	11	38	49	E	34
Marc-Andre Gagnani	11	1	2	3	-1	4	3	0	0	0	-3	2	14	1	2	3	-4	6
Dan Hamhuis	41	2	16	18	22	12	41	2	17	19	7	34	82	4	33	37	29	46
Jannik Hansen	41	9	13	22	15	14	41	7	10	17	3	20	82	16	23	39	18	34
Chris Higgins	38	11	16	27	5	10	33	7	9	16	6	6	71	18	25	43	11	16
Cody Hodgson	28	8	9	17	6	4	35	8	8	16	2	-4	63	16	17	33	8	8
Zack Kassian	12	1	2	3	-3	15	5	0	0	0	2	16	17	1	2	3	-1	31
Ryan Kesler	40	10	16	26	5	32	37	12	11	23	6	24	77	22	27	49	11	56
Maxim Lapierre	41	6	8	14	5	45	41	3	2	5	-8	85	82	9	10	19	-3	130
Manny Malhotra	39	3	4	7	-9	6	39	4	7	11	-2	8	78	7	11	18	-11	14
Mark Mancari	1	0	0	0	E	0	5	0	0	0	E	0	6	0	0	0	E	0
Victor Oreskovich	1	0	0	0	E	7	-	-	-	-	-	-	1	0	0	0	E	7
Samuel Pahlsson	13	2	2	4	3	4	6	0	2	2	1	8	19	2	4	6	4	12
Mason Raymond	29	2	6	8	-1	6	26	8	4	12	5	12	55	10	10	20	4	18
Aaron Rome	20	1	4	5	-4	8	23	3	2	5	E	38	43	4	6	10	-4	46
Sami Salo	37	3	8	11	2	2	32	6	8	14	5	8	69	9	16	25	7	10
Mikael Samuelsson	2	0	0	0	-2	0	4	1	2	3	E	6	6	1	2	3	-1	6
Daniel Sedin	35	17	18	35	9	10	37	13	19	32	5	30	72	30	37	67	14	40
Henrik Sedin	41	6	35	41	17	14	41	8	32	40	6	38	82	14	67	81	23	52
Marco Sturm	2	0	0	0	-2	0	4	0	0	0	-3	2	6	0	0	0	-5	2
Alexander Sulzer	6	0	0	0	4	2	6	0	1	1	2	0	12	0	1	1	6	2
Bill Sweatt	-	-	-	-	-	-	2	0	0	0	E	0	2	0	0	0	E	0
Chris Tanev	13	0	1	1	10	0	12	0	1	1	E	2	25	0	2	2	10	2
Aaron Volpatti	11	1	0	1	3	11	12	0	0	0	-5	26	23	1	0	1	-2	37
Dale Weise	31	1	1	2	1	36	37	3	3	6	-2	45	68	4	4	8	-1	81

## 2011.12 SPECIAL TEAMS SCORING

### POWER PLAY\*

	G	A	PTS
Henrik Sedin	8	19	27
Daniel Sedin	10	15	25
Alex Edler	5	17	22
Ryan Kesler	8	11	19
Sami Salo	7	7	14
Dan Hamhuis	1	10	11
Cody Hodgson	5	5	10
Kevin Bieksa	2	8	10
Chris Higgins	1	7	8
David Booth	3	4	7
Alex Burrows	3	4	7
Aaron Rome	1	1	2
Mikael Samuelsson	1	1	2
Cory Schneider	0	2	2
Andrew Ebbett	1	0	1
Mason Raymond	1	0	1
Roberto Luongo	0	1	1

### SHORTHANDED\*

	G	A	PTS
Jannik Hansen	1	2	3
Alex Burrows	2	0	2
Ryan Kesler	1	1	2
Dan Hamhuis	0	2	2
Alex Edler	1	0	1
Chris Higgins	1	0	1
Mason Raymond	1	0	1
Samuel Pahlsson	0	1	1

\*Canucks totals only



# 2011.12 SEASON SUMMARY

## 2011.12 VANCOUVER CANUCKS FINAL TEAM NOTES

Overall record	51-22-9
Home record	27-10-4
Road record	24-12-5
Last 5 Games	4-1-0
Last 10 Games	8-1-1
1-Goal Games	27-9-9
2-Goal Games	5-6
3-Goal Games	19-7
Scoring first	42-10-4
Opponent scoring first	9-12-5
Leading after 1 period	29-4-3
Trailing after 1 period	6-4-4
Tied after 1 period	16-14-2
Leading after 2 periods	32-1-2
Trailing after 2 periods	4-16-6
Tied after 2 periods	15-5-1
OT Record – This Season	15-9
OT Record – Franchise	139-120-219
Shootout Record – This Season	8-7
Shootout Record – Franchise	34-40
Outshooting opponent	26-14-4
Outshot by opponent	23-8-5
Even shots	2-0-0
vs Western Conference	40-16-8
vs Central	11-6-3
vs Pacific	11-5-4
vs Northwest	18-5-1
vs Eastern Conference	11-6-1
vs Northeast	6-2-0
vs Atlantic	2-2-1
vs Southeast	3-2-0

### MONTH BY MONTH RECORD

	W-L-O	POINTS
October	5-5-1	11
November	9-4-0	18
December	10-4-1	21
January	7-2-2	16
February	9-1-4	22
March	9-5-1	19
April	2-1-0	4
<b>Totals</b>	<b>51-22-9</b>	<b>111</b>

Goals By Period	1	2	3	OT	T	Avg
CANUCKS	81	74	79	7	241	2.9
Opponents	46	80	63	2	191	2.4

Shots By Period	1	2	3	OT	T	Avg
CANUCKS	853	838	822	70	2,583	31.5
Opponents	781	893	803	49	2,526	30.8

Power Play	G	ATT	PCT
Overall	57	288	19.8 (4th NHL)
Home	26	134	19.4 (9th NHL)
Road	31	154	20.1 (6th NHL)
4 SHORTHANDED GOALS ALLOWED (T-6th NHL)			

Penalty Killing	G	TSH	PCT
Overall	40	286	86.0 (6th NHL)
Home	20	118	83.0 (15th NHL)
Road	20	168	88.1 (4th NHL)
7 SHORTHANDED GOALS SCORED (T-9th NHL)			

Penalties	GP	MIN	Avg
	82	1,049	12.8 (25th NHL)

### SITUATIONAL GOALS FOR & AGAINST

	For	Against
5 on 5	160	135
5 on 4	50	4
5 on 3	5	0
4 on 4	10	7
4 on 3	2	0
3 on 3	0	0
3 on 4	0	0
3 on 5	0	1
4 on 5	7	39
Empty Net	7	4
Penalty Shots	0	1
<b>Totals</b>	<b>241</b>	<b>191</b>

### INDIVIDUAL LEADERS

Points	H. Sedin (81), D. Sedin (67), A. Burrows (52)
Goals	D. Sedin (30), A. Burrows (28), R. Kesler (22)
Assists	H. Sedin (67), A. Edler (38), D. Sedin (37)
PP Goals	D. Sedin (10), H. Sedin (8), R. Kesler (8)
SH Goals	A. Burrows (2), Six players at 1
GW Goals	A. Burrows (7), H. Sedin (6), D. Sedin (6)
3+ Goals	D. Sedin (1)
PIM	M. Lapierre (130), K. Bieksa (94), A. Burrows (90)
Shots	D. Sedin (229), A. Edler (228), R. Kesler (222)
Plus/Minus	D. Hamhuis (+29), A. Burrows (+24), H. Sedin (+23)

### GOALTENDERS

	GPI	MIN	GA	AVG	W	L	OT
Roberto Luongo	55	3,162	127	2.41	31	14	8
Cory Schneider	33	1,833	60	1.96	20	8	1

# 2011.12 SCHEDULE & RESULTS

#	DATE	OPP	RES	SCORE	W	L	O	SF	SA	SCORER	WIN	LOSS/OT	ATTENDANCE
1	Oct 6	H vs PIT	O (SO)	3-4	0	0	1	36	28	Letang (GDG)	Fleury	Luongo (OT)	18,890
2	Oct 10	A at CBJ	W	3-2	1	0	1	25	25	Burrows	Schneider	Mason	9,187
3	Oct 12	A at PHI	L	4-5	1	1	1	40	27	Meszáros	Bryzgalov	Luongo	19,632
4	Oct 13	A at DET	L	0-2	1	2	1	25	37	Abdelkader	Howard	Schneider	20,066
5	Oct 15	A at EDM	W	4-3	2	2	1	26	30	Salo	Luongo	Dubnyk	16,839
6	Oct. 18	H vs NYR	L	0-4	2	3	1	40	19	Rupp	Lundqvist	Luongo	18,890
7	Oct. 20	H vs NSH	W	5-1	3	3	1	40	26	H. Sedin	Luongo	Rinne	18,890
8	Oct. 22	H vs MIN	W (OT)	3-2	4	3	1	32	23	Salo	Schneider	Backstrom (OT)	18,890
9	Oct. 25	A at EDM	L	2-3	4	4	1	37	22	Hall	Khabibulin	Luongo	16,839
10	Oct. 26	H vs STL	L	0-3	4	5	1	32	31	Steen	Elliott	Schneider	18,890
11	Oct. 29	H vs WSH	W	7-4	5	5	1	43	32	H. Sedin	Luongo	Neuvirth	18,890
12	Nov. 1	A at CGY	W	5-1	6	5	1	21	29	Burrows	Luongo	Kiprusoff	19,289
13	Nov. 3	A at MIN	L	1-5	6	6	1	25	45	Bouchard	Harding	Schneider	16,534
14	Nov. 4	A at STL	L	2-3	6	7	1	30	28	Backes	Elliott	Luongo	19,150
15	Nov. 6	A at CHI	W	6-2	7	7	1	38	40	D. Sedin	Luongo	Crawford	21,883
16	Nov. 10	A at LA	W	3-2	8	7	1	32	30	Rome	Luongo	Quick	18,118
17	Nov. 11	A at ANA	L	3-4	8	8	1	41	21	Holland	Hiller	Luongo	17,339
18	Nov. 13	H vs NYI	W	4-1	9	8	1	36	24	H. Sedin	Luongo	Nabokov	18,890
19	Nov. 16	H vs CHI	L	1-5	9	9	1	29	27	Kane	Crawford	Schneider	18,890
20	Nov. 20	H vs OTT	W (OT)	2-1	10	9	1	27	29	Higgins	Schneider	Auld (OT)	18,890
21	Nov. 23	A at COL	W	3-0	11	9	1	29	24	Malhotra	Schneider	Varlamov	15,538
22	Nov. 25	A at PHX	W	5-0	12	9	1	37	22	Salo	Schneider	Smith	14,569
23	Nov. 26	A at SJ	W	3-2	13	9	1	27	45	Alberts	Schneider	Niemi	17,562
24	Nov. 29	H vs CBJ	W	4-1	14	9	1	34	48	Booth	Schneider	Sanford	18,890
25	Dec. 1	H vs NSH	L	5-6	14	10	1	37	20	Fisher	Lindback	Luongo	18,890
26	Dec. 4	H vs CGY	W	5-1	15	10	1	36	22	Higgins	Luongo	Karlsson	18,890
27	Dec. 6	H vs COL	W	6-0	16	10	1	23	33	D. Sedin	Luongo	Varlamov	18,890
28	Dec. 8	A at MTL	W (SO)	4-3	17	10	1	31	23	Hodgson (GDG)	Luongo	Price (OT)	21,273
29	Dec. 10	A at OTT	W	4-1	18	10	1	28	25	Kesler	Luongo	Anderson	19,171
30	Dec. 13	A at CBJ	O (SO)	1-2	18	10	2	32	30	Nash (GDG)	Mason	Luongo (OT)	15,808
31	Dec. 15	A at CAR	L	3-4	18	11	2	36	41	Spacek	Ward	Schneider	15,292
32	Dec. 17	A at TOR	W	5-3	19	11	2	36	29	Burrows	Luongo	Gustavsson	19,633
33	Dec. 19	H vs MIN	W	4-0	20	11	2	33	33	H. Sedin	Luongo	Backstrom	18,890
34	Dec. 21	H vs DET	W	4-2	21	11	2	25	40	Burrows	Luongo	Howard	18,890
35	Dec. 23	H vs CGY	L	1-3	21	12	2	30	31	Backlund	Irving	Luongo	18,890
36	Dec. 26	H vs EDM	W	5-3	22	12	2	26	21	Burrows	Luongo	Khabibulin	18,890
37	Dec. 28	A at SJ	W (OT)	3-2	23	12	2	30	35	Ebbett	Luongo	Niemi (OT)	17,562
38	Dec. 29	A at ANA	W	5-2	24	12	2	31	32	Raymond	Schneider	Ellis	17,544
39	Dec. 31	A at LA	L	1-4	24	13	2	28	33	Greene	Quick	Luongo	18,118
40	Jan. 2	H vs SJ	O (SO)	2-3	24	13	3	29	35	Handzus (GDG)	Niemi	Luongo (OT)	18,890
41	Jan. 4	H vs MIN	W	3-0	25	13	3	35	28	D. Sedin	Luongo	Harding	18,890

# 2011.12 SCHEDULE & RESULTS

#	DATE	OPP	RES	SCORE	W	L	O	SF	SA	SCORER	WIN	LOSS/OT	ATTENDANCE
42	Jan. 7	A at BOS	W	4-3	26	13	3	36	39	Hodgson	Schneider	Thomas	17,565
43	Jan. 9	A at FLA	L	1-2	26	14	3	26	22	Goc	Clemmensen	Luongo	16,712
44	Jan. 10	A at TB	W (SO)	5-4	27	14	3	28	31	Raymond (GDG)	Schneider	Roloson (OT)	17,630
45	Jan. 12	A at STL	W (OT)	3-2	28	14	3	21	33	D. Sedin	Luongo	Elliott (OT)	18,231
46	Jan. 15	H vs ANA	L	2-4	28	15	3	23	34	Blake	Hiller	Luongo	18,890
47	Jan. 17	H vs LA	O (SO)	2-3	28	15	4	33	41	Richards (GDG)	Quick	Luongo (OT)	18,890
48	Jan. 21	H vs SJ	W	4-3	29	15	4	30	26	Hodgson	Luongo	Niemi	18,890
49	Jan. 24	H vs EDM	W (SO)	3-2	30	15	4	35	32	Hodgson (GDG)	Luongo	Dubnyk (OT)	18,890
50	Jan. 31	H vs CHI	W (OT)	3-2	31	15	4	33	39	D. Sedin	Schneider	Crawford (OT)	18,890
51	Feb. 2	H vs DET	O (SO)	4-3	31	15	5	25	43	Datsyuk (GDG)	Howard	Luongo (OT)	18,890
52	Feb. 4	A at COL	W (SO)	3-2	32	15	5	29	46	Raymond (GDG)	Luongo	Giguere (OT)	17,024
53	Feb. 7	A at NSH	W (SO)	4-3	33	15	5	31	40	Edler (GDG)	Luongo	Rinne (OT)	16,232
54	Feb. 9	A at MIN	W	5-2	34	15	5	20	24	H. Sedin	Schneider	Backstrom	17,859
55	Feb. 11	A at CGY	O (SO)	2-3	34	15	6	31	18	Iginla (GDG)	Kiprusoff	Luongo (OT)	19,289
56	Feb. 13	H vs PHX	W (SO)	2-1	35	15	6	22	24	Kesler (GDG)	Luongo	Labarbera (OT)	18,890
57	Feb. 15	H vs COL	W	3-1	36	15	6	31	30	Hansen	Luongo	Varlamov	18,890
58	Feb. 18	H vs TOR	W	6-2	37	15	6	36	26	Burrows	Luongo	Reimer	18,890
59	Feb. 19	A at EDM	W	5-2	38	15	6	31	28	Bieksa	Schneider	Dubnyk	16,839
60	Feb. 21	A at NSH	L	1-3	38	16	6	33	28	Kostitsyn	Rinne	Luongo	16,769
61	Feb. 23	A at DET	W (SO)	4-3	39	16	6	43	36	Burrows (GDG)	Luongo	Howard (OT)	20,066
62	Feb. 24	A at NJ	W	2-1	40	16	6	16	31	Raymond	Schneider	Brodeur	16,480
63	Feb. 26	A at DAL	O (OT)	2-3	40	16	7	26	28	Eriksson	Lehtonen	Luongo (OT)	18,010
64	Feb. 28	A at PHX	O (SO)	1-2	40	16	8	40	35	Whitney (GDG)	Smith	Schneider (OT)	16,691
65	Mar. 1	H vs STL	W	2-0	41	16	8	24	29	Burrows	Luongo	Elliott	18,890
66	Mar. 3	H vs BUF	L	3-5	41	17	8	35	25	Ehrhoff	Miller	Schneider	18,890
67	Mar. 6	H vs DAL	L	2-5	41	18	8	31	29	Benn	Bachman	Luongo	18,890
68	Mar. 8	H vs WPG	W	3-2	42	18	8	45	32	Pahlsson	Schneider	Pavelec	18,890
69	Mar. 10	H vs MTL	L	1-4	42	19	8	33	35	Cole	Price	Luongo	18,890
70	Mar. 14	H vs PHX	L	4-5	42	20	8	43	33	Vermette	Smith	Luongo	18,890
71	Mar. 17	H vs CBJ	W	4-3	43	20	8	38	36	D. Sedin	Schneider	Mason	18,890
72	Mar. 19	A at MIN	L	0-2	43	21	8	33	34	Christensen	Harding	Schneider	17,188
73	Mar. 21	A at CHI	O (OT)	1-2	43	21	9	24	37	Shaw	Crawford	Luongo (OT)	21,715
74	Mar. 22	A at DAL	W	2-1	44	21	9	28	26	Bieksa	Schneider	Lehtonen	16,618
75	Mar. 24	A at COL	W (OT)	3-2	45	21	9	32	40	Higgins	Luongo	Varlamov (OT)	18,007
76	Mar. 26	H vs LA	W	1-0	46	21	9	25	38	Malhotra	Luongo	Quick	18,890
77	Mar. 28	H vs COL	W	1-0	47	21	9	22	43	Higgins	Schneider	Varlamov	18,890
78	Mar. 30	H vs DAL	W	5-2	48	21	9	34	30	Alberts	Schneider	Lehtonen	18,890
79	Mar. 31	H vs CGY	W (OT)	3-2	49	21	9	34	33	Ebbett	Luongo	Karlsson (OT)	18,890
80	Apr. 3	H vs ANA	W (SO)	5-4	50	21	9	39	24	Edler (GDG)	Schneider	Hiller (OT)	18,890
81	Apr. 5	A at CGY	L	2-3	50	22	9	34	28	Cammalleri	Kiprusoff	Schneider	19,289
82	Apr. 7	H vs EDM	W	3-0	51	22	9	42	17	H. Sedin	Luongo	Dubnyk	18,890

## OVERALL RECORD: 51-22-9

HOME RECORD: 27-10-4

ROAD RECORD: 24-12-5

## HOME ATTENDANCE

TOTAL: 774,490

AVERAGE: 18,890 (41 SELLOUTS)

# OPPONENTS



# WESTERN CONFERENCE

## CANUCKS ALL-TIME RECORD VS WESTERN CONFERENCE OPPONENTS

OPP	HOME							ROAD							OVERALL						
	GP	W	L	T/OT	GF	GA	PTS	GP	W	L	T/OT	GF	GA	PTS	GP	W	L	T/OT	GF	GA	PTS
ANA	40	22	15	3	131	104	47	39	18	13	8	119	110	44	79	40	28	11	250	214	91
CGY	123	51	50	22	421	390	124	122	39	67	16	357	456	94	245	90	117	38	778	846	218
CHI	86	44	27	15	256	244	103	85	26	48	11	206	298	63	171	70	75	26	462	542	166
COL	71	32	27	12	230	244	76	71	29	30	12	201	225	70	142	61	57	24	431	469	146
CBJ	22	16	3	3	84	58	35	22	12	6	4	75	55	28	44	28	9	7	159	113	63
DAL	85	41	32	12	301	251	94	85	28	42	15	244	289	71	170	69	74	27	545	540	165
DET	79	35	31	13	280	252	83	80	24	45	11	230	315	59	159	59	76	24	510	567	142
EDM	106	48	43	15	376	378	111	105	37	56	12	325	417	86	211	85	99	27	701	795	197
LA	111	58	33	20	405	331	136	113	39	57	17	344	431	95	224	97	90	37	749	762	231
MIN	34	21	5	8	102	75	50	35	15	17	3	82	102	33	69	36	22	11	184	177	83
NSH	26	16	8	2	89	62	34	27	15	11	1	73	74	31	53	31	19	3	162	136	65
PHX	86	52	23	11	312	232	115	83	33	36	14	286	290	80	169	85	59	25	598	522	195
STL	86	38	39	9	249	265	85	85	27	49	9	238	310	63	171	65	88	18	487	575	148
SJ	46	24	15	7	155	125	55	48	23	19	6	141	142	52	94	47	34	13	296	267	107





# EASTERN CONFERENCE

## CANUCKS ALL-TIME RECORD VS EASTERN CONFERENCE OPPONENTS

OPP	HOME							ROAD							OVERALL						
	GP	W	L	T/OT	GF	GA	PTS	GP	W	L	T/OT	GF	GA	PTS	GP	W	L	T/OT	GF	GA	PTS
BOS	54	17	28	9	172	215	43	55	9	38	8	131	224	26	109	26	66	17	303	439	69
BUF	55	27	17	11	203	170	65	55	18	27	10	160	199	46	110	45	44	21	363	369	111
CAR	33	17	10	6	118	88	40	32	12	15	5	107	106	29	65	29	25	11	225	194	69
FLA	12	6	1	5	36	26	17	11	5	4	2	34	27	12	23	11	5	7	70	53	29
MTL	60	17	35	8	166	214	42	58	12	41	5	145	255	29	118	29	76	13	311	469	71
NJ	50	29	10	11	186	135	69	52	25	21	6	166	157	56	102	54	31	17	352	292	125
NYI	50	25	22	3	164	161	53	50	13	25	12	142	180	38	100	38	47	15	306	341	91
NYR	54	17	34	3	170	209	37	57	13	39	5	148	243	31	111	30	73	8	318	452	68
OTT	16	10	5	1	50	32	21	15	8	6	1	42	33	17	31	18	11	2	92	65	38
PHI	54	11	30	13	154	216	35	57	18	37	2	171	243	38	111	29	67	15	325	459	73
PIT	53	24	23	6	190	195	54	53	12	34	7	179	233	31	106	36	57	13	369	428	85
TB	12	9	0	3	51	24	21	12	7	5	0	46	42	14	24	16	5	3	97	66	35
TOR	69	34	22	13	246	225	81	65	26	28	11	219	231	63	134	60	50	24	465	456	144
WSH	42	21	15	6	149	131	48	43	16	22	5	128	141	37	85	37	37	11	277	272	85
WPG	6	4	1	1	20	11	9	6	4	1	1	20	17	9	12	8	2	2	40	28	18

OPPONENTS

## 2011.12 SEASON SUMMARY

## 2 WINS

## 2 LOSSES

## 0 OT

### AT VANCOUVER

Apr. 3/12	Canucks 5	Ducks 4 (SO)
Jan. 15/12	Canucks 2	Ducks 4

### AT ANAHEIM

Dec. 29/11	Canucks 5	Ducks 2
Nov. 11/11	Canucks 3	Ducks 4

### GOALS BY PERIOD

	1st	2nd	3rd	OT	TOTAL
CANUCKS	5	4	5	0	14
DUCKS	3	8	3	0	14

### CANUCKS

Power Play: 2-14	14.3%	Penalty Killing: 13-17	76.5%
------------------	-------	------------------------	-------

### CANUCKS

	GP	G	A	P	+/-	PIM	PP	SH
Alex Burrows	4	2	3	5	3	0	0	0
Henrik Sedin	1	4	5	7	0	0	0	0
Daniel Sedin	3	2	2	4	4	0	0	0
Kevin Bieksa	3	1	3	4	-1	8	1	0
Dan Hamhuis	4	0	4	4	2	4	0	0
Jannik Hansen	4	2	1	3	4	0	0	0
Mason Raymond	3	2	1	3	-2	0	0	0
Cody Hodgson	3	2	0	2	1	0	1	0
Chris Higgins	3	1	1	2	-2	0	0	0
Alex Edler	4	0	2	2	-2	4	0	0
Maxim Lapierre	4	1	0	1	2	0	0	0
Ryan Kesler	4	0	1	1	-4	2	0	0
Keith Ballard	3	0	1	1	2	7	0	0
David Booth	3	0	1	1	-5	0	0	0
Sami Salo	3	0	1	1	2	0	0	0
Dale Weise	3	0	1	1	1	0	0	0
Marc-Andre Gragnani	1	0	1	1	-2	0	0	0
Manny Malhotra	4	0	0	0	-2	2	0	0
Andrew Alberts	2	0	0	0	2	2	0	0
Andrew Ebbett	2	0	0	0	1	2	0	0
Aaron Rome	2	0	0	0	-3	17	0	0
Alexander Sulzer	1	0	0	0	1	0	0	0
Chris Tanev	1	0	0	0	1	0	0	0
Zack Kassian	1	0	0	0	E	0	0	0
Mark Mancari	1	0	0	0	E	0	0	0
Samuel Pahlsson	1	0	0	0	E	0	0	0
Aaron Volpatti	1	0	0	0	E	0	0	0

### CANUCKS

	GPI	MIN	W-L-O	GA	SA	SV	GAA	SV%
Cory Schneider	3	117	2-0-0	2	43	41	1.03	.953
Roberto Luongo	3	125	0-2-0	12	68	56	5.77	.824

### ATTENDANCE

18,890
18,890

### GOALTENDER

Schneider, Luongo/Hiller
Luongo/Hiller

### W GOAL

Alex Edler
Jason Blake

### ATTENDANCE

17,544
17,339

### GOALTENDER

Schneider/Hiller, Ellis
Luongo, Schneider/Hiller

### W GOAL

Mason Raymond
Peter Holland

### SHOTS BY PERIOD

	1st	2nd	3rd	OT	TOTAL
CANUCKS	41	34	55	4	134
DUCKS	39	45	26	1	111

### DUCKS

Power Play: 4-17	23.5%	Penalty Killing: 12-14	85.7%
------------------	-------	------------------------	-------

### DUCKS

	GP	G	A	P	+/-	PIM	PP	SH
Bobby Ryan	4	2	5	7	-3	0	0	0
Corey Perry	4	2	1	3	-2	9	2	0
Jason Blake	2	2	1	3	2	0	1	0
Andrew Cogliano	4	1	2	3	3	0	1	0
Saku Koivu	3	1	2	3	1	0	0	0
Teemu Selanne	4	0	3	3	-4	0	0	0
Nick Bonino	3	2	0	2	-1	2	0	0
Ryan Getzlaf	4	1	1	2	-3	4	0	0
Devante Smith-Pelly	2	1	1	2	1	0	0	0
Luca Sbisa	4	0	2	2	E	0	0	0
Rod Pelley	3	1	0	1	1	2	0	0
Peter Holland	1	1	0	1	E	0	0	0
Matt Beleskey	4	0	1	1	E	4	0	0
Toni Lydman	3	0	1	1	2	2	0	0
Andrew Gordon	2	0	1	1	E	0	0	0
Brandon McMillan	1	0	0	0	1	0	0	0
J-F Jacques	1	0	0	0	E	0	0	0
Maxime Maceneauer	1	0	0	0	E	0	0	0
George Parros	1	0	0	0	E	2	0	0
Kyle Palmieri	1	0	0	0	-1	0	0	0
Mat Clark	1	0	0	0	-2	0	0	0
Niklas Hagman	3	0	0	0	-1	0	0	0
Sheldon Brookbank	4	0	0	0	2	2	0	0
Lubomir Visnovsky	4	0	0	0	E	2	0	0
Francois Beauchemin	4	0	0	0	-3	0	0	0
Cam Fowler	4	0	0	0	-3	2	0	0

### DUCKS

	GPI	MIN	W-L-O	GA	SA	SV	GAA	SV%
Jonas Hiller	4	213	2-1-1	13	119	106	3.66	.891
Dan Ellis	1	32	0-0-0	1	15	14	1.88	.933

### LAST

Last Home Win:
Last Road Win:
Last Shutout:
Last Tie Game:
Last Shootout:
Last Hat Trick:

### VANCOUVER

Apr. 3/12 (5-4 SO)
Dec. 29/11 (5-2)
Mar. 6/11
Cory Schneider (3-0)
Oct. 24/02 (2-2 @ VAN)
Apr. 3/12 (5-4 W @ VAN)
Michael Grabner
Apr. 2/10
8 - Mar. 24/00
VAN 8 vs ANA 1
2-2-14
Canucks in SO: 4-1

### ANAHEIM

Nov. 11/11 (4-3)
Jan. 15/12 (4-2)
Nov. 9/06
J-S. Giguere (6-0)
7 - Twice



## 2011.12 SEASON SUMMARY

## 1 WIN

## 0 LOSSES

## 0 OT

### AT BOSTON

Jan. 7/12 Canucks 4 Bruins 3

GOALS BY PERIOD	1st	2nd	3rd	OT	TOTAL
CANUCKS	1	2	1	-	4
BRUINS	1	1	1	-	3

### CANUCKS

Power Play: 4-11 36.4% Penalty Killing: 7-7 100%

CANUCKS	GP	G	A	P	+/-	PIM	PP	SH
Cody Hodgson	1	1	1	2	E	0	1	0
Kevin Bieksa	1	0	2	2	-1	0	0	0
Alex Burrows	1	1	0	1	-1	14	1	0
Ryan Kesler	1	1	0	1	E	4	1	0
Henrik Sedin	1	1	0	1	-2	0	1	0
Alex Edler	1	0	1	1	-2	2	0	0
Dan Hamhuis	1	0	1	1	-1	2	0	0
Sami Salo	1	0	1	1	-2	0	0	0
Daniel Sedin	1	0	1	1	-2	4	0	0
Andrew Alberts	1	0	0	0	E	0	0	0
Keith Ballard	1	0	0	0	E	0	0	0
Andrew Ebbett	1	0	0	0	E	0	0	0
Jannik Hansen	1	0	0	0	E	2	0	0
Maxim Lapierre	1	0	0	0	E	15	0	0
Dale Weise	1	0	0	0	E	7	0	0
Chris Higgins	1	0	0	0	-1	0	0	0
Manny Malhotra	1	0	0	0	-1	0	0	0
Mason Raymond	1	0	0	0	-1	2	0	0

CANUCKS	GPI	MIN	W-L-O	GA	SA	SV	GAA	SV%
Cory Schneider	1	60	1-0-0	3	39	36	3.00	.923

### LAST

Last Home Win: Dec. 4/05 (5-2)

Last Road Win: Jan. 7/12 (4-3)

Last Shutout: Jan. 15/96

Corey Hirsch (6-0)

Last Tie Game: Mar. 15/01 (2-2 @ BOS)

Last Shootout: Feb. 6/10 (3-2 W @ BOS)

Last Hat Trick: Ron Sedlbauer

Nov. 8/75

Most Goals: 7 - Oct. 15/89

Canucks in OT: 3-5-9

Canucks in SO: 1-0

### BOSTON

Dec. 21/06 (2-0)

Feb. 26/11 (3-1)

Oct. 28/08

Tim Thomas (1-0)

Adam Oates

Mar. 4/93

9 - Feb. 10/72

### ATTENDANCE

17,565

### GOALTENDER

Schneider/Thomas

### W GOAL

Cody Hodgson

SHOTS BY PERIOD	1st	2nd	3rd	OT	TOTAL
CANUCKS	10	16	10	-	36
BRUINS	8	12	19	-	39

### BRUINS

Power Play: 0-7 0.0% Penalty Killing: 7-11 63.6%

BRUINS	GP	G	A	P	+/-	PIM	PP	SH
David Krejci	1	1	0	1	1	2	0	0
Brad Marchand	1	1	0	1	1	15	0	0
Rich Peverley	1	1	0	1	1	2	0	0
Patrice Bergeron	1	0	1	1	1	0	0	0
Joe Corvo	1	0	1	1	1	0	0	0
Benoit Pouliot	1	0	1	1	1	2	0	0
Tyler Seguin	1	0	1	1	1	2	0	0
Johnny Boychuk	1	0	0	0	2	0	0	0
Zdeno Chara	1	0	0	0	2	0	0	0
Nathan Horton	1	0	0	0	1	7	0	0
Chris Kelly	1	0	0	0	1	0	0	0
Dennis Seidenberg	1	0	0	0	1	0	0	0
Gregory Campbell	1	0	0	0	E	5	0	0
Andrew Ference	1	0	0	0	E	0	0	0
Milan Lucic	1	0	0	0	E	12	0	0
Adam McQuaid	1	0	0	0	E	2	0	0
Daniel Paille	1	0	0	0	E	0	0	0
Shawn Thornton	1	0	0	0	E	6	0	0

BRUINS	GPI	MIN	W-L-O	GA	SA	SV	GAA	SV%
Tim Thomas	1	59	0-1-0	4	36	32	4.06	.889



# BUFFALO SABRES

## 2011.12 SEASON SUMMARY

## 0 WINS

## 1 LOSS

## 0 OT

### AT VANCOUVER

Mar. 3/12

Canucks 3

Sabres 5

### GOALS BY PERIOD

	1st	2nd	3rd	OT	TOTAL
CANUCKS	0	1	2	-	3
SABRES	3	0	2	-	5

### CANUCKS

Power Play: 0-4 0.0% Penalty Killing: 2-2 100.0%

CANUCKS	GP	G	A	P	+/-	PIM	PP	SH
David Booth	1	2	0	2	2	0	0	0
Zack Kassian	1	1	1	2	E	0	0	0
Kevin Bieksa	1	0	1	1	1	0	0	0
Alex Burrows	1	0	1	1	-1	0	0	0
Dan Hamhuis	1	0	1	1	E	0	0	0
Ryan Kesler	1	0	1	1	1	2	0	0
Mason Raymond	1	0	0	0	1	0	0	0
Alex Edler	1	0	0	0	E	0	0	0
Sami Salo	1	0	0	0	E	0	0	0
Jannik Hansen	1	0	0	0	-1	0	0	0
Samuel Pahlsson	1	0	0	0	-1	0	0	0
Henrik Sedin	1	0	0	0	-1	0	0	0
Daniel Sedin	1	0	0	0	-1	0	0	0
Marc-Andre Gragnani	1	0	0	0	-2	0	0	0
Chris Higgins	1	0	0	0	-2	0	0	0
Maxim Lapierre	1	0	0	0	-2	0	0	0
Manny Malhotra	1	0	0	0	-2	0	0	0
Aaron Rome	1	0	0	0	-3	2	0	0

CANUCKS	GPI	MIN	W-L-O	GA	SA	SV	GAA	SV%
Cory Schneider	1	55	0-1-0	1	17	16	1.10	.941
Roberto Luongo	1	5	0-0-0	3	7	4	34.84	.571

### ATTENDANCE

18,890

### GOALTENDER

Schneider, Luongo/Miller

### W GOAL

Christian Ehrhoff

### SHOTS BY PERIOD

	1st	2nd	3rd	OT	TOTAL
CANUCKS	12	13	10	-	35
SABRES	11	6	8	-	25

### SABRES

Power Play: 0-2 0.0% Penalty Killing: 4-4 100.0%

SABRES	GP	G	A	P	+/-	PIM	PP	SH
Ville Leino	1	2	0	2	1	0	0	0
Brad Boyes	1	1	1	2	2	0	0	0
Patrick Kaleta	1	0	2	2	2	2	0	0
Christian Ehrhoff	1	1	0	1	1	2	0	0
Tyler Ennis	1	1	0	1	1	2	0	0
Matt Ellis	1	0	1	1	2	0	0	0
Nathan Gerbe	1	0	1	1	1	0	0	0
Tyler Myers	1	0	1	1	1	0	0	0
Andrej Sekera	1	0	1	1	1	0	0	0
Drew Stafford	1	0	1	1	1	0	0	0
Corey Tropp	1	0	1	1	2	0	0	0
Cody Hodgson	1	0	0	0	1	0	0	0
Alexander Sulzer	1	0	0	0	1	2	0	0
Mike Weber	1	0	0	0	E	0	0	0
Jordan Leopold	1	0	0	0	-1	0	0	0
Thomas Vanek	1	0	0	0	-1	0	0	0
Derek Roy	1	0	0	0	-2	0	0	0
Jason Pominville	1	0	0	0	-3	0	0	0

SABRES	GPI	MIN	W-L-O	GA	SA	SV	GAA	SV%
Ryan Miller	1	60	1-0-0	3	35	32	3.00	.914

### LAST

Last Home Win:  
Last Road Win:  
Last Shutout:

### VANCOUVER

Jan. 25/10 (3-2)  
Feb. 7/03 (4-2)  
Oct. 14/00  
Felix Potvin (4-0)  
Oct. 29/02 (1-1 @ VAN)  
Jan. 19/07 (4-3 L @ BUF)

### BUFFALO

Nov. 15/10 (4-3 OT)  
Mar. 3/12 (5-3)  
Feb. 28/99  
Dwayne Roloson (2-0)

Last Tie Game:  
Last Shootout:  
Last Hat Trick:

Russ Courtnall  
Mar. 6/96  
9 - Nov. 19/72  
VAN 9 vs BUF 5

Steve Heinze  
Mar. 16/01  
8 - Jan. 8/76  
VAN 5 @ BUF 8

Most Goals:

Canucks in OT:  
Canucks in SO:

1-1-6  
0-1



## 2011.12 SEASON SUMMARY

## 3 WINS

## 2 LOSSES

## 1 OT

### AT VANCOUVER

Mar. 31/12	Canucks 3	Flames 2 (OT)
Dec. 23/11	Canucks 1	Flames 3
Dec. 4/11	Canucks 5	Flames 1

### AT CALGARY

Apr. 5/12	Canucks 2	Flames 3
Feb. 11/12	Canucks 2	Flames 3 (SO)
Nov. 1/11	Canucks 5	Flames 1

### GOALS BY PERIOD

	1st	2nd	3rd	OT	TOTAL
CANUCKS	5	5	7	1	18
FLAMES	2	2	8	0	12

### CANUCKS

Power Play: 4-25	16.0%	Penalty Killing: 21-22	95.5%
------------------	-------	------------------------	-------

### CANUCKS

	GP	G	A	P	+/-	PIM	PP	SH
Alex Edler	6	1	5	6	-3	2	0	0
David Booth	5	2	3	5	2	2	0	0
Chris Higgins	5	2	2	4	3	2	0	0
Cody Hodgson	4	2	2	4	1	0	0	0
Dan Hamhuis	6	1	3	4	6	0	0	0
Ryan Kesler	6	0	4	4	3	4	0	0
Henrik Sedin	6	0	4	4	-1	10	0	0
Alex Burrows	6	2	1	3	-1	0	1	1
Jannik Hansen	6	2	1	3	1	2	0	0
Kevin Bieksa	5	1	2	3	4	7	1	0
Daniel Sedin	4	2	0	2	-1	4	2	0
Maxim Lapierre	6	1	1	2	-1	21	0	0
Andrew Ebbett	3	1	0	1	1	0	0	0
Marc-Andre Gragnani	2	1	0	1	E	0	0	0
Samir Salo	6	0	1	1	-2	0	0	0
Manny Malhotra	5	0	1	1	1	0	0	0
Mason Raymond	5	0	1	1	E	2	0	0
Dale Weise	4	0	1	1	-1	5	0	0
Keith Ballard	2	0	1	1	E	0	0	0
Mike Duco	1	0	1	1	E	5	0	0
Aaron Rome	3	0	0	0	1	4	0	0
Andrew Alberts	3	0	0	0	E	13	0	0
Byron Bitz	2	0	0	0	E	0	0	0
Samuel Pahlsson	2	0	0	0	E	4	0	0
Alexander Sulzer	2	0	0	0	E	0	0	0
Zack Kassian	1	0	0	0	E	0	0	0
Chris Tanev	1	0	0	0	E	0	0	0
Aaron Volpatti	1	0	0	0	E	2	0	0

### CANUCKS

	GPI	MIN	W-L-O	GA	SA	SV	GAA	SV%
Roberto Luongo	5	308	3-1-1	8	132	124	1.56	.939
Cory Schneider	1	59	0-1-0	3	28	25	3.07	.893

### LAST

Last Home Win:	Mar. 31/12 (3-2 OT)
Last Road Win:	Nov. 1/11 (5-1)
Last Shutout:	Oct. 9/08

Last Tie Game:	Roberto Luongo (6-0) Nov. 29/03 (4-4 @ CGY)
Last Shootout:	Feb. 11/12 (3-2 L @ CGY)
Last Hat Trick:	Brendan Morrison Nov. 29/03

Most Goals:	11 - Mar. 1/92 VAN 11 vs CGY 0
-------------	-----------------------------------

Canucks in OT:	9-8-28
Canucks in SO:	1-4

### CALGARY

Apr. 5/12 (3-2)	
Dec. 23/11 (3-1)	
Nov. 5/05	Mikaela Kiprusoff (1-0)

Mike Cammalleri	Nov. 27/09
12 - Mar. 12/75	
VAN 4 @ ATL 12	

### ATTENDANCE

18,890	Luongo/Karlsson	
18,890	Luongo/Irving	
18,890	Luongo/Karlsson,Kiprusoff	

### GOALTENDER

Andrew Ebbett	
Mikael Backlund	
Chris Higgins	

### ATTENDANCE

19,289	Schneider/Kiprusoff	
19,289	Luongo/Kiprusoff	
19,289	Luongo/Kiprusoff,Karlsson	

### GOALTENDER

Mike Cammalleri	
Jarome Iginla	
Alex Burrows	

### SHOTS BY PERIOD

	1st	2nd	3rd	OT	TOTAL
CANUCKS	55	55	68	8	186
FLAMES	56	48	54	3	161

### FLAMES

Power Play: 1-22	4.5%	Penalty Killing: 21-25	84.0%
------------------	------	------------------------	-------

### FLAMES

	GP	G	A	P	+/-	PIM	PP	SH
Mike Cammalleri	3	4	0	4	2	0	0	0
Curtis Glencross	5	2	1	3	-1	4	0	0
Jarome Iginla	6	0	3	3	-2	4	0	0
Olli Jokinen	6	2	0	2	-3	0	1	0
Alex Tanguay	4	2	0	2	E	2	0	0
Roman Horak	4	1	1	2	-1	4	0	0
Jay Bouwmeester	6	0	2	2	-1	2	0	0
Chris Butler	6	0	2	2	-1	4	0	0
Lee Stempniak	5	0	2	2	1	0	0	0
Mikael Backlund	3	1	0	1	2	4	0	0
Scott Hannan	6	0	1	1	-5	12	0	0
Tom Kostopoulos	6	0	1	1	-3	7	0	0
Blake Comeau	5	0	1	1	E	6	0	0
Cory Sarich	5	0	1	1	3	6	0	0
Mark Giordano	4	0	1	1	1	4	0	0
Rene Bourque	3	0	1	1	-2	6	0	0
Lance Bouma	2	0	1	1	-1	7	0	0
David Moss	2	0	1	1	-1	0	0	0
Akim Aliu	1	0	1	1	1	2	0	0
Krys Kolanos	1	0	0	0	1	0	0	0
Paul Byron	1	0	0	0	E	0	0	0
Joe Piskula	1	0	0	0	-1	0	0	0
Blair Jones	2	0	0	0	1	0	0	0
Brendan Morrison	2	0	0	0	1	0	0	0
Anton Babchuk	2	0	0	0	-1	0	0	0
TJ Brodie	3	0	0	0	1	0	0	0
Derek Smith	3	0	0	0	-2	2	0	0
Matt Stajan	5	0	0	0	-1	17	0	0
Tim Jackman	6	0	0	0	-3	12	0	0

### FLAMES

	GPI	MIN	W-L-O	GA	SA	SV	GAA	SV%
Mikaela Kiprusoff	4	178	2-1-0	9	87	78	3.03	.897
Leland Irving	1	60	1-0-0	1	30	29	1.00	.967
Henrik Karlsson	3	130	0-1-1	8	69	61	3.68	.884





# CAROLINA HURRICANES

## 2011.12 SEASON SUMMARY

## 0 WINS

## 1 LOSS

## 0 OT

### AT CAROLINA

Dec. 15/11

Canucks 3

Hurricanes 4

### GOALS BY PERIOD

	1st	2nd	3rd	OT	TOTAL
CANUCKS	1	1	1	-	3
HURRICANES	0	2	2	-	4

### CANUCKS

Power Play: 0-1 0.0% Penalty Killing: 5-6 83.3%

### CANUCKS

	GP	G	A	P	+/-	PIM	PP	SH
Alex Burrows	1	1	1	2	1	6	0	0
Mason Raymond	1	1	1	2	1	2	0	0
Henrik Sedin	1	0	2	2	1	0	0	0
Kevin Bieksa	1	1	0	1	E	0	0	0
Chris Higgins	1	0	1	1	E	0	0	0
Ryan Kesler	1	0	1	1	E	0	0	0
Andrew Alberts	1	0	0	0	1	0	0	0
Keith Ballard	1	0	0	0	1	4	0	0
Dan Hamhuis	1	0	0	0	E	0	0	0
Jannik Hansen	1	0	0	0	E	0	0	0
Cody Hodgson	1	0	0	0	E	0	0	0
Mark Mancari	1	0	0	0	E	0	0	0
Dale Weise	1	0	0	0	E	0	0	0
Alex Edler	1	0	0	0	-1	0	0	0
Maxim Lapierre	1	0	0	0	-1	2	0	0
Manny Malhotra	1	0	0	0	-1	2	0	0
Aaron Rome	1	0	0	0	-1	5	0	0
Sam Salo	1	0	0	0	-1	0	0	0

### CANUCKS

Cory Schneider 1 59 0-1-0 4 41 37 4.04 .902

### ATTENDANCE

15,292

### GOALTENDER

Schneider/Ward

### W GOAL

Jaroslav Spacek

### SHOTS BY PERIOD

	1st	2nd	3rd	OT	TOTAL
CANUCKS	9	13	14	-	36
HURRICANES	15	9	17	-	41

### HURRICANES

Power Play: 1-6 16.7% Penalty Killing: 1-1 100.0%

### HURRICANES

	GP	G	A	P	+/-	PIM	PP	SH
Drayson Bowman	1	2	0	2	E	0	0	0
Tuomo Ruutu	1	1	1	2	1	2	0	0
Jaroslav Spacek	1	1	0	1	E	0	1	0
Bryan Allen	1	0	1	1	1	5	0	0
Tim Brent	1	0	1	1	E	2	0	0
Jussi Jokinen	1	0	1	1	1	0	0	0
Chad LaRose	1	0	1	1	-1	2	0	0
Jamie McBain	1	0	1	1	-1	0	0	0
Anthony Stewart	1	0	1	1	1	0	0	0
Brandon Sutter	1	0	1	1	-1	0	0	0
Alexei Ponikarovsky	1	0	0	0	1	0	0	0
Justin Faulk	1	0	0	0	E	0	0	0
Tim Gleason	1	0	0	0	E	0	0	0
Derek Joslin	1	0	0	0	E	0	0	0
Andreas Nodl	1	0	0	0	E	0	0	0
Eric Staal	1	0	0	0	E	0	0	0
Patrick Dwyer	1	0	0	0	-1	0	0	0
Jiri Tlustý	1	0	0	0	-1	0	0	0

### HURRICANES

Cam Ward 1 60 1-0-0 3 36 33 3.01 .917

### LAST

Last Home Win:

Last Road Win:

Last Shutout:

Last Tie Game:

Last Shootout:

Last Hat Trick:

Most Goals:

Canucks in OT:

### VANCOUVER

Oct. 17/10 (5-1)

Nov. 27/02 (3-2)

Feb. 26/99

Garth Snow (1-0)

Nov. 24/99 (1-1 @ CAR)

None

Tony Tanti

Jan. 15/84

8 - Twice

6-0-6

### CAROLINA

Dec. 15/11 (4-3)

Oct. 15/99 (4-1)

Jan. 16/96

Sean Burke (3-0)

Sylvain Turgeon

Mar. 3/95

7 - Mar. 29/87



## 2011.12 SEASON SUMMARY

## 2 WINS

## 1 LOSS

## 1 OT

## AT VANCOUVER

Jan. 31/12	Canucks 3	Blackhawks 2 (OT)
Nov. 16/11	Canucks 1	Blackhawks 5

## AT CHICAGO

Mar. 21/12	Canucks 1	Blackhawks 2 (OT)
Nov. 6/11	Canucks 6	Blackhawks 2

## GOALS BY PERIOD

	1st	2nd	3rd	OT	TOTAL
CANUCKS	3	5	2	1	11
BLACKHAWKS	2	4	4	1	11

## CANUCKS

Power Play: 5-9	55.6%	Penalty Killing: 13-15	86.7%
-----------------	-------	------------------------	-------

## CANUCKS

	GP	G	A	P	+/-	PIM	PP	SH
Henrik Sedin	4	1	5	6	E	4	1	0
Daniel Sedin	4	2	3	5	1	0	1	0
Jannik Hansen	4	3	1	4	3	2	0	0
Alex Edler	4	0	4	4	-3	0	0	0
Cody Hodgson	3	1	2	3	E	0	0	0
Dan Hamhuis	4	1	2	3	3	0	1	0
David Booth	4	1	1	2	-5	2	1	0
Aaron Rome	3	1	0	1	-2	2	1	0
Ryan Kesler	4	1	0	1	-2	2	0	0
Samuel Pahlsson	1	0	1	1	E	0	0	0
Chris Higgins	4	0	1	1	-2	4	0	0
Zack Kassian	1	0	0	0	E	12	0	0
Andrew Ebbett	1	0	0	0	E	0	0	0
Chris Tanev	1	0	0	0	E	0	0	0
Mason Raymond	2	0	0	0	E	0	0	0
Aaron Volpatti	2	0	0	0	E	5	0	0
Andrew Alberts	2	0	0	0	-1	4	0	0
Manny Malhotra	3	0	0	0	E	0	0	0
Alex Burrows	3	0	0	0	-1	22	0	0
Sami Salo	3	0	0	0	-1	0	0	0
Keith Ballard	3	0	0	0	-2	2	0	0
Kevin Bieksa	4	0	0	0	E	7	0	0
Dale Weise	4	0	0	0	E	0	0	0
Maxim Lapierre	4	0	0	0	-2	2	0	0

## CANUCKS

	GPI	MIN	W-L-O	GA	SA	SV	GAA	SV%
Roberto Luongo	2	123	1-0-1	4	77	73	1.96	.948
Cory Schneider	2	124	1-1-0	7	66	59	3.40	.894

## LAST

	VANCOUVER	CHICAGO
Last Home Win:	Jan. 31/12 (3-2 OT)	Mar. 21/12 (2-1 OT)
Last Road Win:	Nov. 6/11 (6-2)	Nov. 16/11 (5-1)
Last Shutout:	Dec. 3/10 Roberto Luongo (3-0)	Nov. 22/09 Antti Niemi (1-0)
Last Tie Game:	Nov. 28/01 (3-3 @ CHI)	
Last Shootout:	Oct. 20/10 (2-1 L @ CHI)	
Last Hat Trick:	Stan Smyl Dec. 14/86	Tyler Arnason Mar. 19/04
Most Goals:	7 - Twice	9 - Three times
Canucks in OT:	7-5-10	
Canucks in SO:	3-1	

## ATTENDANCE

18,890
18,890

## GOALTENDER

Schneider/Crawford
Schneider/Crawford

## W GOAL

Daniel Sedin
Patrick Kane

## ATTENDANCE

21,715
21,883

## GOALTENDER

Luongo/Crawford
Luongo/Crawford

## W GOAL

Andrew Shaw
Daniel Sedin

## SHOTS BY PERIOD

	1st	2nd	3rd	OT	TOTAL
CANUCKS	42	32	44	6	124
BLACKHAWKS	38	52	48	5	143

## BLACKHAWKS

Power Play: 2-15	13.3%	Penalty Killing: 4-9	44.4%
------------------	-------	----------------------	-------

## BLACKHAWKS

	GP	G	A	P	+/-	PIM	PP	SH
Patrick Kane	4	2	2	4	E	2	1	0
Marian Hossa	4	0	4	4	1	2	0	0
Steve Montador	3	1	2	3	3	0	0	0
Jonathan Toews	3	1	2	3	E	0	0	0
Viktor Stalberg	4	1	2	3	1	4	0	0
Jamal Mayers	3	1	1	2	2	5	0	0
Andrew Brunette	4	1	1	2	E	0	1	0
Marcus Kruger	4	1	1	2	2	0	0	0
Andrew Shaw	2	1	0	1	1	0	0	0
Michael Frolik	4	1	0	1	E	0	0	0
Patrick Sharp	4	1	0	1	1	0	0	0
Johnny Oduya	1	0	1	1	E	0	0	0
Brent Seabrook	3	0	1	1	1	2	0	0
Duncan Keith	3	0	1	1	E	16	0	0
Niklas Hjalmarsson	4	0	1	1	1	0	0	0
Dave Bolland	4	0	1	1	-1	0	0	0
Nick Leddy	4	0	1	1	-2	0	0	0
Brandon Bollig	1	0	0	0	E	2	0	0
Sean O'Donnell	1	0	0	0	E	0	0	0
Dylan Olsen	1	0	0	0	E	0	0	0
Sami Lepisto	2	0	0	0	3	0	0	0
Daniel Carcillo	2	0	0	0	1	23	0	0
Brendan Morrison	2	0	0	0	E	0	0	0
John Scott	2	0	0	0	E	0	0	0
Bryan Bickell	3	0	0	0	E	4	0	0

## BLACKHAWKS

	GPI	MIN	W-L-O	GA	SA	SV	GAA	SV%
Cory Crawford	4	246	2-1-1	11	124	113	2.68	.911



# COLORADO AVALANCHE

## 2011.12 SEASON SUMMARY

## 6 WINS

## 0 LOSSES

## 0 OT

### AT VANCOUVER

Mar. 28/12	Canucks 1	Avalanche 0
Feb. 15/12	Canucks 3	Avalanche 1
Dec. 6/11	Canucks 6	Avalanche 0

### AT COLORADO

Mar. 24/12	Canucks 3	Avalanche 2 (OT)
Feb. 4/12	Canucks 3	Avalanche 2 (SO)
Nov. 23/11	Canucks 3	Avalanche 0

### GOALS BY PERIOD

	1st	2nd	3rd	OT	TOTAL
CANUCKS	5	4	8	1	18
AVALANCHE	2	3	0	0	5

### CANUCKS

Power Play: 2-22	91%	Penalty Killing: 23-26	88.5%
------------------	-----	------------------------	-------

### CANUCKS

	GP	G	A	P	+/-	PIM	PP	SH
Jannik Hansen	6	3	2	5	5	0	0	0
Chris Higgins	4	3	2	5	5	0	0	1
Kevin Bieksa	5	1	4	5	9	4	0	0
Henrik Sedin	6	0	5	5	5	4	0	0
Alex Burrows	6	2	2	4	4	8	0	0
Cody Hodgson	4	0	4	4	4	0	0	0
Daniel Sedin	4	3	0	3	4	2	0	0
Ryan Kesler	6	2	1	3	4	2	0	0
Alex Edler	6	1	2	3	6	4	1	0
David Booth	6	1	1	2	3	9	0	0
Mason Raymond	5	1	1	2	2	2	1	0
Dan Hamhuis	6	0	2	2	8	8	0	0
Samuel Pahlsson	2	0	2	2	2	6	0	0
Manny Malhotra	6	1	0	1	2	0	0	0
Sami Salo	6	0	1	1	2	4	0	0
Keith Ballard	2	0	1	1	1	0	0	0
Aaron Volpatti	1	0	0	0	E	0	0	0
Victor Oreskovich	1	0	0	0	E	7	0	0
Marc-Andre Gragnani	1	0	0	0	E	0	0	0
Chris Tanev	2	0	0	0	1	0	0	0
Zack Kassian	2	0	0	0	E	0	0	0
Byron Bitz	2	0	0	0	E	10	0	0
Andrew Alberts	3	0	0	0	E	0	0	0
Dale Weise	5	0	0	0	E	12	0	0
Aaron Rome	5	0	0	0	1	2	0	0
Maxim Lapierre	6	0	0	0	-1	14	0	0

### CANUCKS

	GPI	MIN	W-L-O	GA	SA	SV	GAA	SV%
Roberto Luongo	4	209	4-0-0	5	129	124	1.43	.961
Cory Schneider	3	156	2-0-0	0	87	87	0.00	1.000

### ATTENDANCE

18,890	Schneider/Varlamov	Chris Higgins
18,890	Luongo/Varlamov, Giguere	Jannik Hansen
18,890	Luongo, Schneider/Giguere, Varlamov	Daniel Sedin

### GOALTENDER

	W	GOAL
18,890	Schneider/Varlamov	Chris Higgins
18,890	Luongo/Varlamov, Giguere	Jannik Hansen
18,890	Luongo, Schneider/Giguere, Varlamov	Daniel Sedin

### ATTENDANCE

18,007	Schneider/Varlamov	Chris Higgins
17,024	Luongo/Giguere	Mason Raymond
15,538	Schneider/Varlamov	Manny Malhotra

### GOALTENDER

	W	GOAL
18,007	Schneider/Varlamov	Chris Higgins
17,024	Luongo/Giguere	Mason Raymond
15,538	Schneider/Varlamov	Manny Malhotra

### SHOTS BY PERIOD

	1st	2nd	3rd	OT	TOTAL
CANUCKS	55	51	58	2	166
AVALANCHE	73	70	68	5	216

### AVALANCHE

Power Play: 3-26	11.5%	Penalty Killing: 20-22	90.9%
------------------	-------	------------------------	-------

### AVALANCHE

	GP	G	A	P	+/-	PIM	PP	SH
David Jones	6	1	1	2	-4	10	1	0
Milan Hejduk	6	0	2	2	-5	0	0	0
Paul Stastny	5	0	2	2	-5	2	0	0
Gabriel Landeskog	6	1	0	1	-6	4	1	0
Jay McClement	6	1	0	1	-1	2	0	0
Erik Johnson	4	1	0	1	-2	0	0	0
Jamie McGinn	2	1	0	1	-1	0	1	0
Ryan O'Reilly	6	0	1	1	-9	0	0	0
Daniel Winnik	4	0	1	1	E	2	0	0
Steve Downie	2	0	1	1	-1	0	0	0
Brandon Yip	1	0	0	0	E	0	0	0
Peter Mueller	1	0	0	0	E	0	0	0
Joakim Lindstrom	1	0	0	0	-1	0	0	0
Stefan Elliott	1	0	0	0	-2	0	0	0
David Van Der Gulk	2	0	0	0	E	0	0	0
Mark Olver	2	0	0	0	E	5	0	0
Tyson Barrie	2	0	0	0	-2	0	0	0
Ryan Wilson	4	0	0	0	-2	2	0	0
Kyle Quincey	4	0	0	0	-3	6	0	0
Kevin Porter	4	0	0	0	-1	15	0	0
Cody McLeod	4	0	0	0	E	10	0	0
Matt Hunwick	4	0	0	0	-3	2	0	0
TJ Galiardi	4	0	0	0	-2	6	0	0
Matt Duchene	4	0	0	0	-5	0	0	0
Chuck Kobasew	5	0	0	0	-1	14	0	0
Ryan O'Byrne	6	0	0	0	-3	2	0	0
Shane O'Brien	6	0	0	0	-4	9	0	0
Jan Hejda	6	0	0	0	-6	2	0	0

### AVALANCHE

	GPI	MIN	W-L-O	GA	SA	SV	GAA	SV%
J-S. Giguere	3	91	0-0-1	3	40	37	1.97	.925
Semyon Varlamov	5	272	0-4-1	13	124	111	2.87	.895

### LAST

Last Home Win:	Mar. 28/12 (1-0)
Last Road Win:	Mar. 24/12 (3-2)
Last Shutout:	Mar. 28/12

### VANCOUVER

Mar. 28/12 (1-0)	
Mar. 24/12 (3-2)	
Mar. 28/12	

### COLORADO

Jan. 18/11 (4-3 OT)	
Apr. 6/10 (4-3 SO)	
Oct. 3/09	

### Last Tie Game:

Mar. 3/04 (5-5 @ COL)

### Last Shootout:

Feb. 4/12 (3-2 W @ COL)

### Last Hat Trick:

Daniel Sedin

Dec. 6/11

Most Goals:

Canucks in OT:

Canucks in SO:

Cory Schneider (1-0)

Mar. 3/04 (5-5 @ COL)

Feb. 4/12 (3-2 W @ COL)

Daniel Sedin

Dec. 6/11

8 - Twice

Canucks in OT:

Canucks in SO:

Craig Anderson (3-0)

Jan. 18/11 (4-3 OT)

Apr. 6/10 (4-3 SO)

Oct. 3/09

8 - Three times

9 - Three times



## 2011.12 SEASON SUMMARY

## 3 WINS

## 0 LOSSES

## 1 OT

### AT VANCOUVER

Mar. 17/12	Canucks 4	Blue Jackets 3
Nov. 29/11	Canucks 4	Blue Jackets 1

### AT COLUMBUS

Dec. 13/11	Canucks 1	Blue Jackets 2 (SO)
Oct. 10/11	Canucks 3	Blue Jackets 2

GOALS BY PERIOD	1st	2nd	3rd	OT	TOTAL
CANUCKS	5	1	6	0	12
BLUE JACKETS	3	2	2	0	7

### CANUCKS

Power Play: 3-13	23.1%	Penalty Killing: 12-13	92.3%
------------------	-------	------------------------	-------

CANUCKS	GP	G	A	P	+/-	PIM	PP	SH
Daniel Sedin	4	3	2	5	E	2	1	0
Chris Higgins	4	1	3	4	2	4	0	0
Alex Burrows	4	2	1	3	3	6	1	0
Alex Edler	4	1	2	3	-1	0	1	0
Dan Hamhuis	4	0	3	3	5	0	0	0
Henrik Sedin	4	0	3	3	E	2	0	0
David Booth	2	2	0	2	2	0	0	0
Ryan Kesler	3	1	1	2	1	2	0	0
Maxim Lapierre	4	1	0	1	E	0	0	0
Cody Hodgson	3	1	0	1	1	0	0	0
Kevin Bieksa	4	0	1	1	E	4	0	0
Jannik Hansen	4	0	1	1	-1	2	0	0
Sami Salo	4	0	1	1	3	0	0	0
Manny Malhotra	3	0	1	1	1	2	0	0
Marco Sturm	1	0	0	0	1	2	0	0
Mikael Samuelsson	1	0	0	0	1	0	0	0
Samuel Pahlsson	1	0	0	0	-1	0	0	0
Zack Kassian	1	0	0	0	E	0	0	0
Aaron Volpatti	2	0	0	0	E	0	0	0
Chris Tanev	2	0	0	0	-1	0	0	0
Aaron Rome	2	0	0	0	E	0	0	0
Mason Raymond	2	0	0	0	E	0	0	0
Andrew Alberts	2	0	0	0	E	2	0	0
Keith Ballard	3	0	0	0	-1	0	0	0
Dale Weise	4	0	0	0	E	2	0	0

CANUCKS	GPI	MIN	W-L-O	GA	SA	SV	GAA	SV%
Cory Schneider	3	180	3-0-0	6	109	103	2.00	.945
Roberto Luongo	1	65	0-0-1	1	30	29	0.92	.967

### LAST

VANCOUVER	COLUMBUS
Last Home Win: Mar. 17/12 (4-3)	Dec. 13/11 (2-1 SO)
Last Road Win: Oct. 10/11 (3-2)	Oct. 5/09 (5-3)
Last Shutout: Nov. 29/07	None
Roberto Luongo (2-0)	
Last Tie Game: Feb. 5/03 (4-4 @ CBJ)	
Last Shootout: Dec. 13/11 (2-1 L @ CBJ)	
Last Hat Trick: None	None
Most Goals: 7 - Twice	6 - Three times
Canucks in OT: 4-2-4	
Canucks in SO: 1-3	

### ATTENDANCE

18,890
18,890

### GOALTENDER

Schneider/Mason
Schneider/Sanford

### W GOAL

Daniel Sedin
David Booth

### ATTENDANCE

15,808
9,187

### GOALTENDER

Luongo/Mason, Sanford
Schneider/Mason

### W GOAL

Rick Nash
Alex Burrows

### SHOTS BY PERIOD

	1st	2nd	3rd	OT	TOTAL
CANUCKS	32	48	47	2	129
BLUE JACKETS	43	42	51	3	139

### BLUE JACKETS

Power Play: 1-13	7.7%	Penalty Killing: 10-13	76.9%
------------------	------	------------------------	-------

BLUE JACKETS	GP	G	A	P	+/-	PIM	PP	SH
Vinny Prospal	4	2	0	2	-1	2	0	0
James Wisniewski	3	1	1	2	1	4	0	0
Cam Atkinson	2	1	1	2	2	0	0	0
Jack Johnson	1	1	1	2	3	2	0	0
Mark Letestu	3	0	2	2	E	0	0	0
Jeff Carter	3	1	0	1	-3	2	1	0
Samuel Pahlsson	2	1	0	1	E	0	0	1
Rick Nash	4	0	1	1	-3	2	0	0
Grant Clitsome	3	0	1	1	-1	2	0	0
Ryan Johansen	3	0	1	1	E	2	0	0
Derek MacKenzie	3	0	1	1	E	0	0	0
Fedor Tyutin	3	0	1	1	E	2	0	0
Antoine Vermette	3	0	1	1	-1	0	0	0
David Savard	1	0	0	0	E	0	0	0
Kris Russell	1	0	0	0	-1	2	0	0
Ryan Russell	1	0	0	0	E	0	0	0
Maksim Mayorov	1	0	0	0	E	0	0	0
Radek Martinek	1	0	0	0	E	0	0	0
Brett Lebda	1	0	0	0	-1	2	0	0
Colton Gillies	1	0	0	0	1	0	0	0
Matt Calvert	1	0	0	0	E	0	0	0
Dane Byers	1	0	0	0	E	2	0	0
Darryl Boyce	1	0	0	0	E	0	0	0
Aaron Johnson	2	0	0	0	-1	0	0	0
Nikita Nikitin	3	0	0	0	-5	2	0	0
John Moore	3	0	0	0	-3	0	0	0
Marc Methot	3	0	0	0	1	2	0	0
Derek Dorsett	3	0	0	0	-1	0	0	0
Jared Boll	3	0	0	0	E	0	0	0
RJ Umberger	4	0	0	0	-3	0	0	0
Derick Brassard	4	0	0	0	-1	2	0	0

BLUE JACKETS	GPI	MIN	W-L-O	GA	SA	SV	GAA	SV%
Steve Mason	3	179	1-2-0	8	94	86	2.68	.915
Curtis Sanford	2	61	0-1-0	3	34	31	2.94	.912



## 2011-12 SEASON SUMMARY

2 WINS

1 LOSS

1 OT

### AT VANCOUVER

Mar. 30/12	Canucks 5	Stars 2
Mar. 6/12	Canucks 2	Stars 5

### AT DALLAS

Mar. 22/12	Canucks 2	Stars 1
Feb. 26/12	Canucks 2	Stars 3 (OT)

GOALS BY PERIOD	1st	2nd	3rd	OT	TOTAL
CANUCKS	2	5	4	0	11
STARS	0	4	6	1	11

### CANUCKS

Power Play: 1-12	8.3%	Penalty Killing: 8-10	80.0%
------------------	------	-----------------------	-------

CANUCKS	GP	G	A	P	+/-	PIM	PP	SH
Chris Higgins	4	2	3	5	2	2	0	0
Henrik Sedin	4	0	5	5	2	0	0	0
Mason Raymond	4	2	1	3	1	0	0	0
Maxim Lapierre	4	1	2	3	2	0	0	0
Ryan Kesler	4	1	1	2	-2	6	0	0
Kevin Bieksa	3	1	1	2	2	2	0	0
Dan Hamhuis	4	0	2	2	1	0	0	0
Jannik Hansen	4	0	2	2	2	4	0	0
Alex Burrows	4	1	0	1	-1	6	0	0
Alex Edler	4	1	0	1	E	2	0	0
Sami Salo	3	1	0	1	-5	0	1	0
Andrew Alberts	2	1	0	1	-1	2	0	0
Marc-Andre Gragnani	3	0	1	1	E	0	0	0
Zack Kassian	3	0	1	1	2	2	0	0
Samuel Pahlsson	3	0	1	1	2	0	0	0
Aaron Rome	2	0	1	1	1	2	0	0
Cody Hodgson	1	0	0	0	E	0	0	0
Daniel Sedin	2	0	0	0	-2	0	0	0
Dale Weise	3	0	0	0	-1	5	0	0
Chris Tanev	3	0	0	0	4	0	0	0
Manny Malhotra	4	0	0	0	-1	2	0	0
David Booth	4	0	0	0	-3	0	0	0

### CANUCKS

GPI	MIN	W-L-O	GA	SA	SV	GAA	SV%
Cory Schneider	2	120	2-0-0	3	56	53	1.51 .946
Roberto Luongo	2	122	0-1-1	7	56	49	3.44 .875

### ATTENDANCE

18,890	Schneider/Lehtonen, Bachman	Andrew Alberts
18,890	Bachman/Luongo	Jamie Benn

### GOALTENDER

### W GOAL

### ATTENDANCE

16,618	Schneider/Lehtonen	Kevin Bieksa
18,010	Luongo/Lehtonen	Loui Eriksson

### GOALTENDER

### W GOAL

SHOTS BY PERIOD	1st	2nd	3rd	OT	TOTAL
CANUCKS	36	52	31	0	119
STARS	32	45	32	4	113

### STARS

Power Play: 1-10	20.0%	Penalty Killing: 11-12	91.7%
------------------	-------	------------------------	-------

STARS	GP	G	A	P	+/-	PIM	PP	SH
Mike Ribeiro	4	3	2	5	E	6	0	0
Loui Eriksson	4	2	2	4	1	0	1	0
Steve Ott	4	1	2	3	1	2	0	0
Michael Ryder	4	1	2	3	E	6	1	0
Stephane Robidas	4	1	1	2	1	6	0	0
Jamie Benn	3	1	1	2	1	0	0	0
Trevor Daley	4	0	2	2	-1	2	0	0
Vernon Fiddler	4	1	0	1	-1	0	0	0
Jake Dowell	2	1	0	1	E	5	0	0
Alex Goligoski	4	0	1	1	-2	0	0	0
Philip Larsen	4	0	1	1	-1	2	0	0
Sheldon Souray	4	0	1	1	2	2	0	0
Eric Nystrom	3	0	1	1	-1	0	0	0
Tomas Vincour	3	0	1	1	2	0	0	0
Toby Petersen	1	0	0	0	E	0	0	0
Reilly Smith	1	0	0	0	-3	0	0	0
Brenden Morrow	2	0	0	0	1	6	0	0
Adam Pardy	2	0	0	0	E	2	0	0
Mark Fistric	2	0	0	0	-1	0	0	0
Tom Wandell	3	0	0	0	-1	0	0	0
Ryan Garbutt	3	0	0	0	-1	0	0	0
Radek Dvorak	3	0	0	0	-2	0	0	0
Adam Burish	4	0	0	0	E	0	0	0

### STARS

GPI	MIN	W-L-O	GA	SA	SV	GAA	SV%
Richard Bachman	2	70	1-0-0	3	35	32	2.57 .914
Kari Lehtonen	3	172	1-2-0	8	84	76	2.79 .905

### LAST

Last Home Win:	Mar. 30/12 (5-2)	DALLAS
Last Road Win:	Mar. 22/12 (2-1)	Feb. 26/12 (3-2 OT)
Last Shutout:	Jan. 10/99	Mar. 6/12 (5-2)
	Corey Hirsch (2-0)	Mar. 18/04
	Marty Turco (3-0)	
Last Tie Game:	Mar. 8/00 (3-3 @ DAL)	
Last Shootout:	Oct. 11/09 (4-3 W @ VAN)	
Last Hat Trick:	Todd Bertuzzi	Brian Bellows
	Mar. 17/03	Nov. 23/90
Most Goals:	10 - Twice	9 - Twice
Canucks in OT:	1-5-13	
Canucks in SO:	2-2	





## 2011.12 SEASON SUMMARY

## 2 WINS

## 1 LOSS

## 1 OT

### AT VANCOUVER

Feb. 2/12 Canucks 3 Red Wings 4 (SO)  
Dec. 2/11 Canucks 4 Red Wings 2

### AT DETROIT

Feb. 23/12 Canucks 4 Red Wings 3 (SO)  
Oct. 13/11 Canucks 0 Red Wings 2

GOALS BY PERIOD	1st	2nd	3rd	OT	TOTAL
CANUCKS	4	1	5	0	10
RED WINGS	3	4	3	0	10

### CANUCKS

Power Play: 0-9 0.0% Penalty Killing: 20-20 100.0%

CANUCKS	GP	G	A	P	+/-	PIM	PP	SH
Henrik Sedin	4	0	4	4	2	2	0	0
Daniel Sedin	4	2	1	3	1	4	0	0
Alex Burrows	4	2	0	2	-2	0	0	0
Cody Hodgson	4	2	0	2	-4	0	0	0
Alex Edler	4	1	1	2	3	2	0	1
Ryan Kesler	3	1	1	2	3	6	0	0
Mason Raymond	3	1	1	2	3	0	0	0
Kevin Bieksa	4	0	2	2	-3	6	0	0
Jannik Hansen	4	0	2	2	E	2	0	0
David Booth	2	0	1	1	2	2	0	0
Chris Higgins	3	1	0	1	-1	2	0	0
Maxim Lapierre	4	0	1	1	E	12	0	0
Manny Malhotra	4	0	1	1	-1	0	0	0
Sam Salo	4	0	1	1	3	0	0	0
Alexander Sulzer	1	0	0	0	2	0	0	0
Mikael Samuelsson	1	0	0	0	-1	2	0	0
Marco Sturm	1	0	0	0	-1	0	0	0
Andrew Alberts	2	0	0	0	2	0	0	0
Keith Ballard	2	0	0	0	-1	9	0	0
Aaron Rome	2	0	0	0	-1	0	0	0
Andrew Ebbett	2	0	0	0	-2	0	0	0
Chris Tanev	2	0	0	0	-2	0	0	0
Dale Weise	4	0	0	0	E	0	0	0
Dan Hamhuis	4	0	0	0	-3	4	0	0

CANUCKS	GPI	MIN	W-L-O	GA	SA	SV	GAA	SV%
Roberto Luongo	3	189	2-0-1	8	119	111	2.53	.933
Cory Schneider	1	58	0-1-0	2	37	35	2.06	.946

### LAST

### VANCOUVER

Last Home Win: Dec. 21/11 (4-2)  
Last Road Win: Feb. 23/12 (4-3 SO)  
Last Shutout: Dec. 15/01  
Dan Cloutier (3-0)  
Last Tie Game: Mar. 13/01 (2-2 @ DET)  
Last Shootout: Feb. 23/12 (4-3 W @ DET)  
Last Hat Trick: Todd Bertuzzi  
Nov. 13/05  
Most Goals: 9 - Twice  
Canucks in OT: 4-4-13  
Canucks in SO: 1-3

### DETROIT

Oct. 13/11 (2-0)  
Feb. 2/12 (4-3 SO)  
Oct. 13/11  
Jimmy Howard (2-0)  
Dino Cicarelli  
Apr. 5/94  
11 - Feb. 27/85  
VAN 5 @ DET 11

### ATTENDANCE

18,890  
18,890

### GOALTENDER

Luongo/Howard  
Luongo/Howard

### W GOAL

Pavel Datsyuk  
Alex Burrows

### ATTENDANCE

20,066  
20,066

### GOALTENDER

Luongo/Howard  
Schneider/Howard

### W GOAL

Alex Burrows  
Justin Abdelkader

SHOTS BY PERIOD	1st	2nd	3rd	OT	TOTAL
CANUCKS	46	31	35	6	118
RED WINGS	37	70	40	9	156

### RED WINGS

Power Play: 0-20 0.0% Penalty Killing: 9-9 100.0%

RED WINGS	GP	G	A	P	+/-	PIM	PP	SH
Darren Helm	4	1	4	5	1	0	0	0
Justin Abdelkader	4	2	1	3	4	12	0	0
Drew Miller	4	2	1	3	1	2	0	0
Danny Cleary	4	1	2	3	-2	0	0	0
Todd Bertuzzi	4	1	1	2	E	9	0	0
Valtteri Filppula	4	1	1	2	-1	0	0	0
Jiri Hudler	4	1	1	2	E	2	0	0
Brad Stuart	4	0	2	2	-1	0	0	0
Kyle Quincey	1	1	0	1	1	4	0	0
Pavel Datsyuk	3	0	1	1	1	0	0	0
Johan Franzen	4	0	1	1	-2	2	0	0
Niklas Kronwall	4	0	1	1	-1	0	0	0
Ian White	4	0	1	1	1	0	0	0
Jan Mursak	1	0	0	0	E	0	0	0
Jakub Kindl	3	0	0	0	E	2	0	0
Cory Emmerton	4	0	0	0	1	0	0	0
Jonathan Ericsson	4	0	0	0	3	0	0	0
Tomas Holmstrom	4	0	0	0	E	0	0	0
Nicklas Lidstrom	4	0	0	0	-2	0	0	0
Henrik Zetterberg	4	0	0	0	-3	2	0	0

RED WINGS	GPI	MIN	W-L-O	GA	SA	SV	GAA	SV%
Jimmy Howard	4	248	2-1-1	10	118	108	2.42	.915



# EDMONTON OILERS

## 2011.12 SEASON SUMMARY

## 5 WINS

## 1 LOSS

## 0 OT

### AT VANCOUVER

Apr. 7/12	Canucks 3	Oilers 0
Jan. 24/12	Canucks 3	Oilers 2 (SO)
Dec. 26/11	Canucks 5	Oilers 3

### AT EDMONTON

Feb. 19/12	Canucks 5	Oilers 2
Oct. 25/11	Canucks 2	Oilers 3
Oct. 15/11	Canucks 4	Oilers 3

GOALS BY PERIOD	1st	2nd	3rd	OT	TOTAL
CANUCKS	7	7	7	0	21
OILERS	2	9	2	0	13

### CANUCKS

Power Play: 5-24	20.8%	Penalty Killing: 14-19	73.7%
------------------	-------	------------------------	-------

CANUCKS	GP	G	A	P	+/-	PIM	PP	SH
Alex Burrows	6	3	5	8	5	2	0	1
Henrik Sedin	6	3	4	7	4	2	2	0
Daniel Sedin	5	3	3	6	3	6	0	0
Sami Salo	6	3	2	5	1	0	2	0
Chris Higgins	6	1	4	5	5	0	0	0
Ryan Kesler	5	1	4	5	2	2	0	0
Kevin Bieksa	6	1	2	3	6	0	0	0
Cody Hodgson	5	1	2	3	3	0	0	0
Jannik Hansen	6	0	3	3	2	8	0	0
David Booth	4	2	0	2	E	0	1	0
Andrew Ebbett	2	2	0	2	2	0	0	0
Alex Edler	6	0	2	2	1	2	0	0
Manny Malhotra	6	0	2	2	-2	0	0	0
Samuel Pahlsson	1	1	0	1	1	2	0	0
Dan Hamhuis	6	0	1	1	8	2	0	0
Dale Weise	6	0	1	1	E	20	0	0
Keith Ballard	4	0	1	1	E	2	0	0
Mikael Samuelsson	1	0	1	1	1	2	0	0
Byron Bitz	1	0	0	0	E	0	0	0
Marco Sturm	1	0	0	0	-1	0	0	0
Aaron Volpatti	2	0	0	0	E	5	0	0
Chris Tanev	2	0	0	0	E	0	0	0
Andrew Alberts	3	0	0	0	2	4	0	0
Mason Raymond	3	0	0	0	-1	0	0	0
Aaron Rome	3	0	0	0	-2	2	0	0
Maxim Lapierre	6	0	0	0	-2	4	0	0

CANUCKS	GPI	MIN	W-L-O	GA	SA	SV	GAA	SV%
Roberto Luongo	5	272	4-1-0	11	114	103	2.43	.904
Cory Schneider	2	91	1-0-0	2	36	34	1.31	.944

### ATTENDANCE

18,890	Luongo/Dubnyk	Henrik Sedin
18,890	Luongo/Dubnyk	Cody Hodgson
18,890	Luongo/Khabibulin	Alex Burrows

### GOALTENDER

18,890	Luongo/Dubnyk	Henrik Sedin
18,890	Luongo/Dubnyk	Cody Hodgson
18,890	Luongo/Khabibulin	Alex Burrows

### ATTENDANCE

16,839	Schneider/Dubnyk, Khabibulin	Kevin Bieksa
16,839	Luongo, Schneider/Khabibulin	Taylor Hall
16,839	Luongo/Dubnyk	Sami Salo

### GOALTENDER

16,839	Schneider/Dubnyk, Khabibulin	Kevin Bieksa
16,839	Luongo, Schneider/Khabibulin	Taylor Hall
16,839	Luongo/Dubnyk	Sami Salo

SHOTS BY PERIOD	1st	2nd	3rd	OT	TOTAL
CANUCKS	77	48	64	8	197
OILERS	49	51	47	3	150

### OILERS

Power Play: 5-19	26.3%	Penalty Killing: 19-24	79.2%
------------------	-------	------------------------	-------

OILERS	GP	G	A	P	+/-	PIM	PP	SH
Jordan Eberle	6	2	4	6	E	2	1	0
Taylor Hall	5	2	4	6	1	0	1	0
Ryan Nugent-Hopkins	4	3	2	5	1	4	2	0
Corey Potter	4	0	5	5	-1	0	0	0
Shawn Horcoff	6	3	0	3	-6	2	0	0
Ryan Smyth	6	1	2	3	-6	6	1	0
Ales Hemsky	3	0	3	3	E	2	0	0
Ryan Jones	6	1	1	2	-4	0	0	0
Tom Gilbert	4	0	2	2	-1	0	0	0
Magnus Paajarvi	4	1	0	1	E	0	0	0
Sam Gagner	5	0	1	1	-1	0	0	0
Ladislav Smid	5	0	1	1	-1	6	0	0
Colten Teubert	1	0	0	0	E	0	0	0
Chris VandeVelde	1	0	0	0	E	0	0	0
Linus Omark	1	0	0	0	-1	0	0	0
Alex Plante	1	0	0	0	-1	0	0	0
Nick Schultz	1	0	0	0	-1	0	0	0
Teemu Hartikainen	2	0	0	0	-1	0	0	0
Theo Peckham	3	0	0	0	-1	7	0	0
Darcy Hordichuk	4	0	0	0	E	4	0	0
Lennart Petrell	4	0	0	0	-1	0	0	0
Ryan Whitney	4	0	0	0	-1	0	0	0
Cam Barker	4	0	0	0	-2	0	0	0
Ben Eager	4	0	0	0	-2	14	0	0
Jeff Petry	4	0	0	0	-4	2	0	0
Anton Lander	5	0	0	0	-1	2	0	0
Andy Sutton	5	0	0	0	-3	9	0	0
Eric Belanger	6	0	0	0	-2	8	0	0

OILERS	GPI	MIN	W-L-O	GA	SA	SV	GAA	SV%
Nikolai Khabibulin	3	138	1-1-0	9	80	71	3.91	.888
Devan Dubnyk	4	224	0-3-1	12	117	105	3.22	.897

### LAST

Last Home Win:	Apr. 7/12 (3-0)	EDMONTON
Last Road Win:	Feb. 19/12 (5-2)	Oct. 25/11 (3-2)
Last Shutout:	Apr. 7/12	Dec. 26/08 (3-2)
	Roberto Luongo (3-0)	Dec. 13/08
Last Tie Game:	Jan. 30/03 (3-3 @ VAN)	Dwayne Roloson (3-0)
Last Shootout:	Jan. 24/12 (3-2 W @ VAN)	
Last Hat Trick:	Daniel Sedin	Mike Grier
	Feb. 6/07	Mar. 20/99
Most Goals:	9 - Nov. 21/92	13 - Nov. 8/85
	VAN 9 vs EDM 0	VAN 0 @ EDM 13
Canucks in OT:	13-6-19	
Canucks in SO:	2-4	



## 2011.12 SEASON SUMMARY

## 0 WINS

## 1 LOSS

## 0 OT

### AT FLORIDA

Jan. 9/12 Canucks 1 Panthers 2

GOALS BY PERIOD	1st	2nd	3rd	OT	TOTAL
CANUCKS	1	0	0	-	1
PANTHERS	0	2	0	-	2

### CANUCKS

Power Play: 0-3 0.0% Penalty Killing: 2-3 66.7%

CANUCKS	GP	G	A	P	+/-	PIM	PP	SH
Dale Weise	1	1	0	1	1	2	0	0
Manny Malhotra	1	0	1	1	1	0	0	0
Mike Duco	1	0	0	1	0	0	0	0
Andrew Alberts	1	0	0	0	E	0	0	0
Keith Ballard	1	0	0	0	E	4	0	0
Kevin Bieksa	1	0	0	0	E	0	0	0
Alex Burrows	1	0	0	0	E	2	0	0
Alex Edler	1	0	0	0	E	0	0	0
Dan Hamhuis	1	0	0	0	E	0	0	0
Jannik Hansen	1	0	0	0	E	0	0	0
Chris Higgins	1	0	0	0	E	0	0	0
Ryan Kesler	1	0	0	0	E	0	0	0
Henrik Sedin	1	0	0	0	E	0	0	0
Daniel Sedin	1	0	0	0	E	0	0	0
Alexander Sulzer	1	0	0	0	E	0	0	0
Cody Hodgson	1	0	0	0	-1	0	0	0
Maxim Lapierre	1	0	0	0	-1	0	0	0
Mason Raymond	1	0	0	0	-1	0	0	0

CANUCKS	GPI	MIN	W-L-O	GA	SA	SV	GAA	SV%
Roberto Luongo	1	59	0-1-0	2	22	20	2.02	.909

### LAST

Last Home Win: Oct. 11/10 (2-1)  
Last Road Win: Feb. 11/10 (3-0)  
Last Shutout: Feb. 11/10

Roberto Luongo (3-0)  
Jan. 11/04 (2-2 @ VAN)  
Last Shootout: Feb. 1/08 (3-4 L @ FLA)  
Last Hat Trick: None

Most Goals: 7 - Jan. 3/96  
VAN 7 @ FLA 2

Canucks in OT: 1-0-8  
Canucks in SO: 1-1

### FLORIDA

Jan. 9/12 (2-1)  
Mar. 7/94 (2-1)  
None

Ray Sheppard  
Mar. 13/97

5 - Twice

### ATTENDANCE

16,712

### GOALTENDER

Luongo/Clemmensen

### W GOAL

Marcel Goc

SHOTS BY PERIOD	1st	2nd	3rd	OT	TOTAL
CANUCKS	10	2	14	-	26
PANTHERS	6	14	2	-	22

### PANTHERS

Power Play: 1-3 33.3% Penalty Killing: 3-3 100.0%

PANTHERS	GP	G	A	P	+/-	PIM	PP	SH
Marcel Goc	1	1	1	2	1	0	1	0
Dmitry Kulikov	1	1	0	1	1	2	0	0
Tomas Kopecky	1	0	1	1	1	0	0	0
Shawn Matthias	1	0	1	1	1	0	0	0
Kris Versteeg	1	0	1	1	-1	2	0	0
Mike Weaver	1	0	0	0	1	0	0	0
Krystofer Barch	1	0	0	0	E	0	0	0
Matt Bradley	1	0	0	0	E	0	0	0
Brian Campbell	1	0	0	0	E	0	0	0
Jason Garrison	1	0	0	0	E	0	0	0
John Madden	1	0	0	0	E	0	0	0
Michal Repik	1	0	0	0	E	2	0	0
Mikael Samuelsson	1	0	0	0	E	2	0	0
Mike Santorelli	1	0	0	0	E	0	0	0
Tomas Fleischmann	1	0	0	0	-1	0	0	0
Erik Gudbranson	1	0	0	0	-1	0	0	0
Ed Jovanovski	1	0	0	0	-1	0	0	0
Stephen Weiss	1	0	0	0	-1	0	0	0

PANTHERS	GPI	MIN	W-L-O	GA	SA	SV	GAA	SV%
Scott Clemmensen	1	60	1-0-0	1	26	25	1.00	.962



# LOS ANGELES KINGS

## 2011.12 SEASON SUMMARY

## 2 WINS

## 1 LOSS

## 1 OT

### AT VANCOUVER

Mar. 26/12	Canucks 1	Kings 0
Jan. 17/12	Canucks 2	Kings 3 (SO)

### AT LOS ANGELES

Dec. 31/11	Canucks 1	Kings 4
Nov. 10/11	Canucks 3	Kings 2

### GOALS BY PERIOD

	1st	2nd	3rd	OT	TOTAL
CANUCKS	5	1	1	0	7
KINGS	2	4	2	0	8

### CANUCKS

Power Play: 3-18	16.7%	Penalty Killing: 13-16	81.2%
------------------	-------	------------------------	-------

### CANUCKS

	GP	G	A	P	+/-	PIM	PP	SH
Daniel Sedin	3	1	3	4	1	4	1	0
Alex Edler	4	0	3	3	2	2	0	0
Henrik Sedin	4	0	2	2	1	4	0	0
Aaron Rome	2	1	0	1	1	2	0	0
Andrew Ebbett	2	1	0	1	-1	0	1	0
David Booth	3	1	0	1	E	2	0	0
Sami Salo	3	1	0	1	E	0	1	0
Manny Malhotra	4	1	0	1	1	2	0	0
Kevin Bieksa	4	1	0	1	-2	0	0	0
Alex Burrows	3	0	1	E	2	0	0	0
Cody Hodgson	3	0	1	E	2	0	0	0
Jannik Hansen	4	0	1	1	2	6	0	0
Maxim Lapierre	4	0	1	-1	2	0	0	0
Ryan Kesler	4	0	1	-1	0	0	0	0
Dan Hamhuis	4	0	1	1	-3	0	0	0
Chri Tanev	1	0	0	0	1	0	0	0
Marc-Andre Gragnani	1	0	0	0	E	0	0	0
Zack Kassian	1	0	0	0	E	0	0	0
Mark Mancari	1	0	0	0	E	0	0	0
Samuel Pahlsson	1	0	0	0	E	0	0	0
Aaron Volpatti	1	0	0	-1	0	0	0	0
Andrew Alberts	2	0	0	-1	0	0	0	0
Keith Ballard	3	0	0	0	E	23	0	0
Chris Higgins	3	0	0	-1	0	0	0	0
Mason Raymond	3	0	0	-1	2	0	0	0
Dale Weise	4	0	0	0	-2	5	0	0

### CANUCKS

Roberto Luongo	4	245	2-1-1	8	142	134	1.96	.944
----------------	---	-----	-------	---	-----	-----	------	------

### ATTENDANCE

18,890
18,890

### GOALTENDER

Luongo/Quick
Luongo/Quick

### W GOAL

Manny Malhotra
Mike Richards

### ATTENDANCE

18,118
18,118

### GOALTENDER

Luongo/Quick
Luongo/Quick

### W GOAL

Matt Greene
Aaron Rome

### SHOTS BY PERIOD

	1st	2nd	3rd	OT	TOTAL
CANUCKS	34	44	38	2	118
KINGS	42	46	50	4	142

### KINGS

Power Play: 3-16	18.8%	Penalty Killing: 15-18	83.3%
------------------	-------	------------------------	-------

### KINGS

	GP	G	A	P	+/-	PIM	PP	SH
Anze Kopitar	4	1	3	4	1	0	0	0
Justin Williams	4	2	1	3	1	2	2	0
Drew Doughty	4	1	2	3	1	4	1	0
Andrei Loktionov	2	0	2	2	2	0	0	0
Jack Johnson	3	0	2	2	3	0	0	0
Slava Voynov	3	0	2	2	-1	0	0	0
Brad Richardson	2	1	0	1	2	2	0	0
Mike Richards	4	1	0	1	1	6	0	0
Matt Greene	4	1	0	1	E	4	0	0
Dustin Penner	4	1	0	1	-1	2	0	0
Jarret Stoll	4	0	1	1	E	2	0	0
Rob Scuderi	4	0	1	1	E	0	0	0
Willie Mitchell	4	0	1	1	-1	4	0	0
Simon Gagne	1	0	0	0	1	0	0	0
Jeff Carter	1	0	0	0	E	0	0	0
Dwight King	1	0	0	0	E	0	0	0
Ethan Moreau	1	0	0	0	E	0	0	0
Jordan Nolan	1	0	0	0	-1	0	0	0
Alec Martinez	2	0	0	0	E	0	0	0
Trent Hunter	3	0	0	0	-1	0	0	0
Trevor Lewis	4	0	0	0	2	5	0	0
Dustin Brown	4	0	0	0	E	2	0	0
Colin Fraser	4	0	0	0	-1	11	0	0
Kyle Clifford	4	0	0	0	-2	19	0	0

### KINGS

Jonathan Quick	4	243	2-2-0	7	118	111	1.73	.941
----------------	---	-----	-------	---	-----	-----	------	------

### LAST

Last Home Win:

Last Road Win:

Last Shutout:

Last Tie Game:

Last Shootout:

Last Hat Trick:

Most Goals:

Canucks in OT:

Canucks in SO:

### VANCOUVER

Mar. 26/12 (1-0)

Nov. 10/11 (3-2)

Mar. 26/12

Roberto Luongo (1-0)

Dec. 22/03 (4-4 @ VAN)

Jan. 17/12 (3-2 L @ VAN)

Mar. 27/06

11 - Nov. 25/86

VAN 11 vs LA 5

5-4-24

1-3

### LOS ANGELES

Dec. 31/11 (4-1)

Jan. 17/12 (3-2 SO)

Apr. 3/06

Mathieu Garon (1-0)

Dustin Brown

Apr. 1/10

12 - Nov. 29/84

VAN 1 @ LA 12



## 2011.12 SEASON SUMMARY

4 WINS

2 LOSSES

0 OT

### AT VANCOUVER

Jan. 4/12	Canucks 3	Wild 0
Dec. 19/11	Canucks 4	Wild 0
Oct. 22/11	Canucks 3	Wild 2 (OT)

### AT MINNESOTA

Mar. 19/12	Canucks 0	Wild 2
Feb. 9/12	Canucks 5	Wild 2
Nov. 3/11	Canucks 1	Wild 5

### GOALS BY PERIOD

	1st	2nd	3rd	OT	TOTAL
CANUCKS	6	4	5	1	16
WILD	3	4	4	0	11

### CANUCKS

Power Play: 5-17	29.4%	Penalty Killing: 17-19	89.5%
------------------	-------	------------------------	-------

### CANUCKS

	GP	G	A	P	+/-	PIM	PP	SH
Daniel Sedin	6	3	7	10	2	2	2	0
Henrik Sedin	6	2	5	7	2	4	1	0
Alex Burrows	6	2	2	4	3	2	0	0
Ryan Kesler	6	2	2	4	1	4	1	0
Manny Malhotra	6	2	2	4	-2	2	0	0
Alex Edler	6	0	3	3	1	0	0	0
Jannik Hansen	6	2	1	3	-1	2	0	0
Sami Salo	4	1	1	2	2	0	1	0
Dan Hamhuis	6	1	1	2	1	20	0	0
Kevin Bieksa	6	0	1	1	2	17	0	0
Byron Bitz	1	0	1	1	1	2	0	0
David Booth	3	0	1	1	1	2	0	0
Andrew Ebbett	2	0	1	1	1	0	0	0
Cody Hodgson	5	0	1	1	1	2	0	0
Maxim Lapierre	6	1	0	1	E	30	0	0
Mike Duco	1	0	0	0	1	0	0	0
Marc-Andre Gagnani	1	0	0	0	E	2	0	0
Zack Kassian	1	0	0	0	E	0	0	0
Mark Mancari	1	0	0	0	E	0	0	0
Samuel Pahlsson	1	0	0	0	E	0	0	0
Chris Tanev	1	0	0	0	E	0	0	0
Alexander Sulzer	2	0	0	0	1	0	0	0
Aaron Rome	2	0	0	0	E	2	0	0
Aaron Volpatti	2	0	0	0	-2	7	0	0
Mason Raymond	3	0	0	0	E	4	0	0
Keith Ballard	3	0	0	0	-1	2	0	0
Chris Higgins	5	0	0	0	-1	0	0	0
Dale Weise	5	0	0	0	-1	9	0	0
Andrew Alberts	5	0	0	0	-3	7	0	0

CANUCKS	GPI	MIN	W-L-O	GA	SA	SV	GAA	SV%
Roberto Luongo	2	120	2-0-0	0	61	61	0.00	1.00
Cory Schneider	4	243	2-2-0	10	125	115	2.47	.920

### LAST

	VANCOUVER	MINNESOTA
Last Home Win:	Jan. 4/12 (3-0)	Mar. 19/12 (2-0)
Last Road Win:	Feb. 9/12 (5-2)	Jan. 31/09 (4-3 OT)
Last Shutout:	Jan. 4/12	Mar. 19/12
	Roberto Luongo (3-0)	Josh Harding (2-0)
Last Tie Game:	Mar. 10/04 (1-1 @ VAN)	
Last Shootout:	Feb. 14/08 (5-4 L @ VAN)	
Last Hat Trick:	Ryan Kesler	Marian Gaborik
	Apr. 7/11	Dec. 7/02
Most Goals:	6 - Nov. 16/07	6 - Four times
Canucks in OT:	8-3-8	
Canucks in SO:	1-3	

### ATTENDANCE

18,890	Luongo/Harding	Daniel Sedin
18,890	Luongo/Backstrom	Henrik Sedin
18,890	Schneider/Backstrom	Sami Salo

### GOALTENDER

### ATTENDANCE

17,188	Luongo/Harding	Erik Christensen
17,859	Schneider/Backstrom	Henrik Sedin
16,534	Schneider/Harding	Pierre-Marc Bouchard

### GOALTENDER

### SHOTS BY PERIOD

	1st	2nd	3rd	OT	TOTAL
CANUCKS	57	64	51	6	178
WILD	60	78	49	0	187

### WILD

Power Play: 2-19	10.5%	Penalty Killing: 12-17	70.6%
------------------	-------	------------------------	-------

### WILD

	GP	G	A	P	+/-	PIM	PP	SH
Kyle Brodziak	6	2	2	4	-3	2	0	0
Devin Setoguchi	5	2	2	4	4	0	1	0
Matt Cullen	6	2	1	3	-1	2	0	0
Pierre-Marc Bouchard	4	1	2	3	E	0	0	0
Dany Heatley	6	1	1	2	2	6	0	0
Marek Zidlicky	5	0	2	2	4	2	0	0
Marco Scandella	5	1	0	1	E	0	0	0
Erik Christensen	2	1	0	1	E	0	1	0
Guillaume Latendresse	1	0	1	1	1	4	0	0
Cal Clutterbuck	6	0	1	1	-2	27	0	0
Nick Johnson	6	0	1	1	-2	7	0	0
Jared Spurgeon	6	0	1	1	-1	0	0	0
Nick Schultz	5	0	1	1	1	2	0	0
Colton Gillies	4	0	1	1	-1	2	0	0
Nate Prosser	4	0	1	1	-4	4	0	0
Brett Bulmer	1	0	1	1	1	0	0	0
Greg Zanon	1	0	0	0	1	0	0	0
Casey Wellman	1	0	0	0	E	0	0	0
Stephane Veilleux	1	0	0	0	E	0	0	0
Jarod Palmer	1	0	0	0	E	0	0	0
Matt Kassian	1	0	0	0	E	0	0	0
Steven Kampfer	1	0	0	0	E	0	0	0
Tom Gilbert	1	0	0	0	E	0	0	0
Carson McMillan	1	0	0	0	-1	0	0	0
Mike Lundin	1	0	0	0	-1	0	0	0
Jed Ortmeyer	2	0	0	0	E	0	0	0
Calyton Stoner	3	0	0	0	E	9	0	0
Mikko Koivu	4	0	0	0	1	0	0	0
Warren Peters	4	0	0	0	E	0	0	0
Brad Staubitz	4	0	0	0	-2	14	0	0
Justin Falk	4	0	0	0	-4	0	0	0
Darrol Powe	6	0	0	0	-5	2	0	0

WILD	GPI	MIN	W-L-O	GA	SA	SV	GAA	SV%
Josh Harding	3	178	2-1-0	3	92	89	1.01	.967
Niklas Backstrom	3	184	0-2-1	11	84	73	3.59	.869

OPPONENTS





# MONTREAL CANADIENS

## 2011.12 SEASON SUMMARY

## 1 WIN

## 1 LOSS

## 0 OT

### AT VANCOUVER

Mar. 10/12 Canucks 1 Canadiens 4

### AT MONTREAL

Dec. 8/11 Canucks 4 Canadiens 3 (SO)

### GOALS BY PERIOD

	1st	2nd	3rd	OT	TOTAL
CANUCKS	0	2	2	0	4
CANADIENS	2	2	3	0	7

### CANUCKS

Power Play: 1-6 16.7% Penalty Killing: 6-7 85.7%

### CANUCKS

	GP	G	A	P	+/-	PIM	PP	SH
Ryan Kesler	2	1	1	2	-1	2	0	0
Mason Raymond	2	1	0	1	1	4	0	1
Sami Salo	2	1	0	1	-2	0	1	0
Cody Hodgson	1	1	0	1	1	0	0	0
Jannik Hansen	2	0	1	1	E	0	0	0
Henrik Sedin	2	0	1	1	-1	0	0	0
David Booth	1	0	1	1	-1	0	0	0
Chris Higgins	1	0	1	1	-1	2	0	0
Keith Ballard	1	0	0	1	0	0	0	0
Marc-Andre Gagnani	1	0	0	0	E	0	0	0
Zack Kassian	1	0	0	0	E	15	0	0
Aaron Rome	1	0	0	0	E	0	0	0
Bill Sweatt	1	0	0	0	E	0	0	0
Chris Tanev	1	0	0	0	E	0	0	0
Samuel Pahlsson	1	0	0	0	-1	0	0	0
Dale Weise	1	0	0	0	-1	2	0	0
Andrew Alberts	1	0	0	0	-2	0	0	0
Alex Burrows	2	0	0	0	-1	4	0	0
Dan Hamhuis	2	0	0	0	-1	0	0	0
Maxim Lapierre	2	0	0	0	-1	0	0	0
Daniel Sedin	2	0	0	0	-1	2	0	0
Kevin Bieksa	2	0	0	0	-2	2	0	0
Alex Edler	2	0	0	0	-2	2	0	0
Manny Malhotra	2	0	0	0	-2	0	0	0

### CANUCKS

GPI MIN W-L-O GA SA SV GAA SV% Roberto Luongo 2 124 1-1-0 7 58 51 3.38 .879

### ATTENDANCE

18,890

### GOALTENDER

Luongo/Price

### W GOAL

Erik Cole

### ATTENDANCE

21,273

### GOALTENDER

Luongo/Price

### W GOAL

Cody Hodgson (GDG)

### SHOTS BY PERIOD

	1st	2nd	3rd	OT	TOTAL
CANUCKS	28	12	21	3	64
CANADIENS	12	22	23	1	58

### CANADIENS

Power Play: 1-7 14.3% Penalty Killing: 5-6 83.3%

### CANADIENS

	GP	G	A	P	+/-	PIM	PP	SH
Erik Cole	2	3	1	4	3	0	0	0
Max Pacioretty	2	0	3	3	4	0	0	0
Tomas Plekanec	2	0	2	2	2	0	0	0
P.K. Subban	2	1	0	1	1	4	1	0
Raphael Diaz	1	1	0	1	E	0	0	0
Blake Geoffrion	1	1	0	1	1	0	0	0
Frédéric St-Denis	1	1	0	1	1	0	0	0
Josh Gorges	2	0	1	1	E	2	0	0
Louis Leblanc	2	0	1	1	1	0	0	0
Mike Cammalleri	1	0	1	1	1	0	0	0
Andrei Markov	1	0	1	1	E	0	0	0
Yannick Weber	1	0	1	1	1	2	0	0
Chris Campoli	1	0	0	0	1	2	0	0
David Desharnais	1	0	0	0	1	0	0	0
Hal Gill	1	0	0	0	1	0	0	0
Tomas Kaberle	1	0	0	0	1	0	0	0
Brad Staubitz	1	0	0	0	1	5	0	0
Mathieu Darche	1	0	0	0	E	0	0	0
Brian Gionta	1	0	0	0	E	0	0	0
Scott Gomez	1	0	0	0	E	0	0	0
Travis Moen	1	0	0	0	E	0	0	0
Petteri Nokelainen	1	0	0	0	E	0	0	0
Aaron Palushaj	1	0	0	0	E	2	0	0
Rene Bourque	1	0	0	0	-1	0	0	0
Andrei Kostitsyn	1	0	0	0	-1	0	0	0
Ryan White	1	0	0	0	-1	2	0	0
Alexei Emelin	2	0	0	0	E	2	0	0
Lars Eller	2	0	0	0	-1	2	0	0

### CANADIENS

GPI MIN W-L-O GA SA SV GAA SV% Carey Price 2 125 1-0-1 4 64 60 1.92 .938

### LAST

Last Home Win:	Oct. 7/09 (7-1)	MONTREAL
Last Road Win:	Dec. 8/11 (4-3 SO)	Nov. 9/10 (2-0)
Last Shutout:	Jan. 16/07	Mar. 10/12 (4-1)
	Roberto Luongo (4-0 @ MTL)	Feb. 24/09
Last Tie Game:	Mar. 1/03 (1-1 @ MTL)	Jaroslav Halak (3-0 @ MTL)
Last Shootout:	Dec. 8/11 (4-3 W @ MTL)	
Last Hat Trick:	Greg Adams	Denis Savard
	Dec. 4/91	Feb. 10/92
Most Goals:	7 - Feb. 9/84	11 - Mar. 8/79
	VAN 7 @ MTL 6	VAN 1 @ MTL 11
Canucks in OT:	3-15	
Canucks in SO:	1-0	



## 2011.12 SEASON SUMMARY

## 2 WINS

## 2 LOSSES

## 0 OT

### AT VANCOUVER

Dec. 1/11	Canucks 5	Predators 6
Oct. 20/11	Canucks 5	Predators 1

### AT NASHVILLE

Feb. 21/12	Canucks 1	Predators 3
Feb. 7/12	Canucks 4	Predators 3 (SO)

GOALS BY PERIOD	1st	2nd	3rd	OT	TOTAL
CANUCKS	8	5	1	0	14
PREDATORS	5	6	2	0	13

### CANUCKS

Power Play: 5-17	29.4%	Penalty Killing: 10-14	71.4%
------------------	-------	------------------------	-------

CANUCKS	GP	G	A	P	+/-	PIM	PP	SH
Daniel Sedin	4	3	3	6	-1	2	1	0
Henrik Sedin	4	1	5	6	-1	6	1	0
Kevin Bieksa	4	0	3	3	-2	0	0	0
Alex Edler	4	0	3	3	1	2	0	0
Maxim Lapierre	4	0	3	3	2	5	0	0
Byron Bitz	1	1	1	2	2	0	0	0
Chris Higgins	3	1	1	2	1	0	0	0
Ryan Kesler	4	2	0	2	-1	2	2	0
Dale Weise	4	2	0	2	2	0	0	0
Alex Burrows	4	1	1	2	-2	6	0	0
Dan Hamhuis	4	0	2	2	E	4	0	0
Aaron Volpatti	2	1	0	1	2	5	0	0
Andrew Alberts	2	0	1	1	2	0	0	0
Sami Salo	3	0	1	1	2	0	0	0
Jannik Hansen	4	1	0	1	-2	0	0	0
Cody Hodgson	4	1	0	1	1	2	1	0
Manny Malhotra	4	0	1	1	-1	0	0	0
Chris Tanev	1	0	0	0	E	0	0	0
Marco Sturm	1	0	0	0	-1	0	0	0
Mason Raymond	2	0	0	0	-1	0	0	0
David Booth	3	0	0	0	E	2	0	0
Aaron Rome	3	0	0	0	-1	4	0	0
Keith Ballard	3	0	0	0	-2	0	0	0

CANUCKS	GPI	MIN	W-L-O	GA	SA	SV	GAA	SV%
Roberto Luongo	4	222	2-2-0	10	109	99	2.70	.908
Cory Schneider	1	20	0-0-0	3	5	2	9.01	.400

### LAST

Last Home Win:	Oct. 20/11 (5-1)	NASHVILLE	Feb. 21/12 (3-1)
Last Road Win:	Feb. 7/12 (4-3 SO)		Dec. 1/11 (6-5)
Last Shutout:	Nov. 4/08		Mar. 3/11
	Roberto Luongo (4-0)		Pekka Rinne (3-0)
Last Tie Game:	Mar. 16/04 (2-2 @ VAN)		
Last Shootout:	Feb. 7/12 (4-3 W @ NSH)		
Last Hat Trick:	Markus Naslund		Martin Erat
Jan. 28/02	Dec. 8/09		
Most Goals:	7- Mar. 20/03		6- Four Times
	VAN 7 vs NSH 3		
Canucks in OT:	3-1-3		
Canucks in SO:	2-0		

ATTENDANCE	GOALTENDER	W GOAL
18,890	Luongo, Schneider/Lindback, Rinne	Mike Fisher
18,890	Luongo/Rinne, Lindback	Henrik Sedin

ATTENDANCE	GOALTENDER	W GOAL
16,769	Luongo/Rinne	Sergei Kostitsyn
16,232	Luongo/Rinne	Alex Edler

SHOTS BY PERIOD	1st	2nd	3rd	OT	TOTAL
CANUCKS	46	55	38	2	141
PREDATORS	42	38	31	3	114

### PREDATORS

Power Play: 4-14	28.6%	Penalty Killing: 12-17	70.6%
------------------	-------	------------------------	-------

PREDATORS	GP	G	A	P	+/-	PIM	PP	SH
Mike Fisher	3	4	2	6	6	0	1	0
Martin Erat	3	0	5	5	4	2	0	0
Colin Wilson	4	2	3	5	1	11	1	0
David Legwand	4	2	2	4	1	0	1	0
Shea Weber	4	1	2	3	4	10	1	0
Craig Smith	4	0	3	3	E	4	0	0
Sergei Kostitsyn	3	2	0	2	1	0	0	1
Matt Halischuk	4	1	1	2	1	0	0	0
Ryan Suter	4	0	2	2	5	2	0	0
Hal Gill	1	0	1	1	E	0	0	0
Jonathon Blum	2	0	1	1	-1	0	0	0
Patric Hornqvist	3	0	1	1	E	2	0	0
Jordin Tootoo	4	1	0	1	-3	5	0	0
Kevin Klein	4	0	1	1	-3	0	0	0
Nick Spaling	4	0	1	1	-4	2	0	0
Jerred Smithson	4	0	0	0	-3	2	0	0
Niclas Bergfors	1	0	0	0	E	0	0	0
Ryan Ellis	1	0	0	0	E	0	0	0
Kyle Wilson	1	0	0	0	E	0	0	0
Gabriel Bourque	1	0	0	0	-1	0	0	0
Mattias Ekholm	1	0	0	0	-1	0	0	0
Teemu Laakso	1	0	0	0	-1	2	0	0
Blake Geoffrion	1	0	0	0	-2	0	0	0
Jack Hillen	1	0	0	0	-2	0	0	0
Francis Bouillon	2	0	0	0	-1	2	0	0
Brandon Yip	2	0	0	0	-1	2	0	0
Brian McGrattan	2	0	0	0	-1	0	0	0
Roman Josi	3	0	0	0	E	0	0	0

PREDATORS	GPI	MIN	W-L-O	GA	SA	SV	GAA	SV%
Pekka Rinne	4	175	1-1-1	13	98	85	4.45	.867
Anders Lindback	2	70	1-0-0	1	43	42	0.86	.977



# NEW JERSEY DEVILS

## 2011.12 SEASON SUMMARY

## 1 WIN

## 0 LOSSES

## 0 OT

### AT NEW JERSEY

Feb. 24/12

Canucks 2

Devils 1

### GOALS BY PERIOD

	1st	2nd	3rd	OT	TOTAL
CANUCKS	1	1	0	-	2
DEVILS	0	1	0	-	1

### CANUCKS

Power Play: 0-1 0.0% Penalty Killing: 2-2 100.0%

### CANUCKS

	GP	G	A	P	+/-	PIM	PP	SH
Mason Raymond	1	1	0	1	E	0	0	0
Aaron Rome	1	1	0	1	1	0	0	0
David Booth	1	0	1	1	E	0	0	0
Alex Burrows	1	0	1	1	1	0	0	0
Dan Hamhuis	1	0	1	1	E	0	0	0
Chris Tanev	1	0	1	1	1	0	0	0
Chris Higgins	1	0	0	0	1	0	0	0
Ryan Kesler	1	0	0	0	1	2	0	0
Manny Malhotra	1	0	0	0	1	0	0	0
Andrew Alberts	1	0	0	0	E	0	0	0
Kevin Bieksa	1	0	0	0	E	0	0	0
Byron Bitz	1	0	0	0	E	0	0	0
Alex Edler	1	0	0	0	E	2	0	0
Jannik Hansen	1	0	0	0	E	0	0	0
Maxim Lapierre	1	0	0	0	E	0	0	0
Henrik Sedin	1	0	0	0	E	0	0	0
Daniel Sedin	1	0	0	0	E	0	0	0
Cody Hodgson	1	0	0	0	-1	0	0	0

### CANUCKS

Cory Schneider 1 60 1-0-0 1 31 30 1.00 .968

### ATTENDANCE

16,480

### GOALTENDER

Schneider/Brodeur

### W GOAL

Mason Raymond

### SHOTS BY PERIOD

	1st	2nd	3rd	OT	TOTAL
CANUCKS	6	5	5	-	16
DEVILS	8	13	10	-	31

### DEVILS

Power Play: 0-2 0.0% Penalty Killing: 1-1 100.0%

### DEVILS

	GP	G	A	P	+/-	PIM	PP	SH
David Clarkson	1	1	0	1	E	0	0	0
Patrik Elias	1	0	1	1	E	0	0	0
Petr Sykora	1	0	1	1	E	0	0	0
Ryan Carter	1	0	0	0	E	0	0	0
Peter Harrold	1	0	0	0	E	0	0	0
Adam Henrique	1	0	0	0	E	0	0	0
Cam Janssen	1	0	0	0	E	0	0	0
Jacob Josefson	1	0	0	0	E	0	0	0
Ilya Kovalchuk	1	0	0	0	E	0	0	0
Zach Parise	1	0	0	0	E	0	0	0
Bryce Salvador	1	0	0	0	E	0	0	0
Matt Taormina	1	0	0	0	E	0	0	0
Anton Volchenkov	1	0	0	0	E	0	0	0
Steve Bernier	1	0	0	0	-1	0	0	0
Mark Fayne	1	0	0	0	-1	0	0	0
Andy Greene	1	0	0	0	-1	0	0	0
Alexei Ponikarovsky	1	0	0	0	-1	0	0	0
Dainius Zubrus	1	0	0	0	-1	2	0	0

### DEVILS

Martin Brodeur 1 59 0-1-0 2 16 14 2.04 .875

### LAST

	VANCOUVER	NEW JERSEY
Last Home Win:	Nov. 1/10 (3-0)	Jan. 13/06 (3-0)
Last Road Win:	Feb. 24/12 (2-1)	Jan. 13/09 (5-3)
Last Shutout:	Nov. 1/10	Jan. 13/06
	Roberto Luongo (3-0)	Martin Brodeur (3-0)
Last Tie Game:	Nov. 25/88 (2-2 @ VAN)	
Last Shootout:	None	
Last Hat Trick:	Rich Sutter	Claude Lemieux
	Oct. 20/89	Dec. 5/91
Most Goals:	7- Twice	8 - Oct. 30/97
	VAN 1 @ NJ 8	
Canucks in OT:	2-12	



## 2011.12 SEASON SUMMARY

## 1 WIN

## 0 LOSSES

## 0 OT

### AT VANCOUVER

Nov. 13/11

Canucks 4

Islanders 1

### GOALS BY PERIOD

	1st	2nd	3rd	OT	TOTAL
CANUCKS	1	1	2	0	4
ISLANDERS	0	1	0	0	1

### CANUCKS

Power Play: 1-3 33.3% Penalty Killing: 0-0 0.0%

### CANUCKS

	GP	G	A	P	+/-	PIM	PP	SH
Aaron Rome	1	1	2	3	2	0	0	0
David Booth	1	1	1	2	2	0	0	0
Cody Hodgson	1	1	1	2	2	0	1	0
Henrik Sedin	1	1	0	1	E	0	0	0
Kevin Bieksa	1	0	1	1	1	0	0	0
Chris Higgins	1	0	1	1	E	0	0	0
Maxim Lapierre	1	0	1	1	2	0	0	0
Keith Ballard	1	0	0	0	1	0	0	0
Dan Hamhuis	1	0	0	0	1	0	0	0
Alex Burrows	1	0	0	0	E	0	0	0
Alex Edler	1	0	0	0	E	0	0	0
Jannik Hansen	1	0	0	0	E	0	0	0
Ryan Kesler	1	0	0	0	E	0	0	0
Manny Malhotra	1	0	0	0	E	0	0	0
Daniel Sedin	1	0	0	0	E	0	0	0
Aaron Volpatti	1	0	0	0	E	0	0	0
Dale Weise	1	0	0	0	E	0	0	0
Samir Salo	1	0	0	0	-1	0	0	0

CANUCKS	GPI	MIN	W-L-O	GA	SA	SV	GAA	SV%
Roberto Luongo	1	60	1-0-0	1	24	23	1.00	.958

### LAST

	VANCOUVER	NY ISLANDERS
Last Home Win:	Nov. 13/11 (4-1)	Nov. 17/08 (2-1 SO)
Last Road Win:	Jan. 11/11 (4-3 SO)	Mar. 16/10 (5-2)
Last Shutout:	Nov. 10/91 Kirk McLean (6-0)	Jan. 16/90 Glenn Healy (3-0)
Last Tie Game:	Oct. 23/99 (2-2 @NYI)	
Last Shootout:	Jan. 11/11 (4-3 W @ NYI)	
Last Hat Trick:	Todd Bertuzzi Jan. 14/06	Pierre Turgeon Mar. 9/94
Most Goals:	8 - Jan. 14/06 VAN 8 @ NYI	9 - Three Times
Canucks in OT:	2-3-6	
Canucks in SO:	2-1	

### ATTENDANCE

18,890

### GOALTENDER

Luongo/Nabokov

### W GOAL

Henrik Sedin

### SHOTS BY PERIOD

	1st	2nd	3rd	OT	TOTAL
CANUCKS	14	13	9	0	36
ISLANDERS	8	4	12	0	24

### ISLANDERS

Power Play: 0-0 0.0% Penalty Killing: 2-3 66.7%

### ISLANDERS

	GP	G	A	P	+/-	PIM	PP	SH
Matt Moulson	1	1	0	1	E	0	0	0
Michael Grabner	1	0	1	1	E	0	0	0
John Tavares	1	0	1	1	E	0	0	0
Travis Hamonic	1	0	0	0	1	0	0	0
Andrew MacDonald	1	0	0	0	1	0	0	0
Josh Bailey	1	0	0	0	E	0	0	0
Jay Pandolfo	1	0	0	0	E	0	0	0
Blake Comeau	1	0	0	0	-1	0	0	0
Mark Eaton	1	0	0	0	-1	2	0	0
Mark Martin	1	0	0	0	-1	2	0	0
Frans Nielsen	1	0	0	0	-1	0	0	0
Kyle Okposo	1	0	0	0	-1	0	0	0
PA Parenteau	1	0	0	0	-1	0	0	0
Marty Reasoner	1	0	0	0	-1	0	0	0
Brian Rolston	1	0	0	0	-1	0	0	0
Steve Staios	1	0	0	0	-1	0	0	0
Mike Mottau	1	0	0	0	-2	0	0	0
Mark Streit	1	0	0	0	-2	2	0	0

ISLANDERS	GPI	MIN	W-L-O	GA	SA	SV	GAA	SV%
Evgeni Nabokov	1	59	0-1-0	3	35	32	3.03	.914



# NEW YORK RANGERS

## 2011.12 SEASON SUMMARY

## 0 WINS

## 1 LOSS

## 0 OT

### AT VANCOUVER

Oct. 18/11

Canucks 0

Rangers 4

### GOALS BY PERIOD

	1st	2nd	3rd	OT	TOTAL
CANUCKS	0	0	0	-	0
RANGERS	0	0	4	-	4

### CANUCKS

Power Play: 0-8 0.0% Penalty Killing: 4-4 100.0%

### CANUCKS

	GP	G	A	P	+/-	PIM	PP	SH
Andrew Alberts	1	0	0	0	E	0	0	0
Ryan Kesler	1	0	0	0	E	2	0	0
Sami Salo	1	0	0	0	E	0	0	0
Keith Ballard	1	0	0	0	-1	0	0	0
Kevin Bieksa	1	0	0	0	-1	17	0	0
Alex Burrows	1	0	0	0	-1	0	0	0
Jannik Hansen	1	0	0	0	-1	0	0	0
Chris Higgins	1	0	0	0	-1	0	0	0
Cody Hodgson	1	0	0	0	-1	0	0	0
Maxim Lapierre	1	0	0	0	-1	0	0	0
Manny Malhotra	1	0	0	0	-1	0	0	0
Mikael Samuelsson	1	0	0	0	-1	0	0	0
Henrik Sedin	1	0	0	0	-1	2	0	0
Daniel Sedin	1	0	0	0	-1	0	0	0
Aaron Volpatti	1	0	0	0	-1	0	0	0
Dale Weise	1	0	0	0	-1	0	0	0
Alex Edler	1	0	0	0	-3	0	0	0
Dan Hamhuis	1	0	0	0	-3	0	0	0

### CANUCKS

	GPI	MIN	W-L-O	GA	SA	SV	GAA	SV%
Roberto Luongo	1	60	0-1-0	4	19	15	4.01	.789

### ATTENDANCE

18,890

### GOALTENDER

Luongo/Lundqvist

### W GOAL

Mike Rupp

### SHOTS BY PERIOD

	1st	2nd	3rd	OT	TOTAL
CANUCKS	13	15	12	-	40
RANGERS	5	4	10	-	19

### RANGERS

Power Play: 0-4 0.0% Penalty Killing: 8-8 100.0%

### RANGERS

	GP	G	A	P	+/-	PIM	PP	SH
Ryan McDonagh	1	1	1	2	3	2	0	0
Brandon Prust	1	0	2	2	1	4	0	0
Brian Boyle	1	1	0	1	1	0	0	0
Marian Gaborik	1	1	0	1	1	0	0	0
Mike Rupp	1	1	0	1	1	2	0	0
Artem Anisimov	1	0	1	1	1	2	0	0
Michael Del Zotto	1	0	1	1	1	2	0	0
Brandon Dubinsky	1	0	1	1	1	17	0	0
Ruslan Fedotenko	1	0	1	1	1	0	0	0
Brad Richards	1	0	1	1	1	0	0	0
Dan Girardi	1	0	0	0	3	0	0	0
Ryan Callahan	1	0	0	0	1	0	0	0
Erik Christensen	1	0	0	0	1	0	0	0
Tim Erixon	1	0	0	0	1	0	0	0
Kris Newbury	1	0	0	0	1	0	0	0
Steve Eminger	1	0	0	0	E	0	0	0
Derek Stepan	1	0	0	0	E	0	0	0
Jeff Woywitka	1	0	0	0	E	2	0	0

### RANGERS

	GPI	MIN	W-L-O	GA	SA	SV	GAA	SV%
Henrik Lundqvist	1	60	1-0-0	0	40	40	0.00	1.00

### LAST

Last Home Win: Nov. 3/09 (4-1)  
 Last Road Win: Nov. 19/08 (6-3)  
 Last Shutout: Jan. 3/08  
 Roberto Luongo (3-0)  
 Jan. 11/93 (3-3 @ NYR)  
 Last Tie Game: None  
 Last Shootout: Todd Bertuzzi  
 Mar. 19/02  
 Most Goals: 7 - Mar. 20/74  
 VAN 7 @ NYR 5  
 Canucks in OT: 0-1-4

### VANCOUVER

### NY RANGERS

Jan. 13/11 (1-0)  
 Oct. 18/11 (4-0)  
 Oct. 18/11  
 Henrik Lundqvist (4-0)  
 Wayne Gretzky  
 Oct. 11/97  
 9 - Twice





## 2011.12 SEASON SUMMARY

2 WINS

0 LOSSES

0 OT

### AT VANCOUVER

Nov. 20/11 Canucks 2 Senators 1 (OT)

### AT OTTAWA

Dec. 10/11 Canucks 4 Senators 1

### GOALS BY PERIOD

	1st	2nd	3rd	OT	TOTAL
CANUCKS	2	2	1	1	6
SENATORS	0	1	1	0	2

### CANUCKS

Power Play: 3-9 33.3% Penalty Killing: 10-10 100.0%

### CANUCKS

	GP	G	A	P	+/-	PIM	PP	SH
Ryan Kesler	2	2	2	4	E	0	1	0
Henrik Sedin	2	1	2	3	E	6	1	0
Daniel Sedin	2	0	2	2	E	0	0	0
Alex Edler	2	1	0	1	E	2	1	0
Chris Higgins	2	1	0	1	E	0	0	0
Dale Weise	2	1	0	1	1	5	0	0
Dan Hamhuis	2	0	1	1	2	0	0	0
Jannik Hansen	2	0	1	1	E	0	0	0
Aaron Rome	2	0	1	1	-1	0	0	0
Sam Salo	2	0	1	1	1	0	0	0
Mason Raymond	1	0	1	1	1	0	0	0
Aaron Volpatti	1	0	0	0	E	2	0	0
Bill Sweatt	1	0	0	0	E	0	0	0
David Booth	1	0	0	0	E	0	0	0
Keith Ballard	1	0	0	0	E	2	0	0
Andrew Alberts	1	0	0	0	-1	4	0	0
Manny Malhotra	2	0	0	0	E	0	0	0
Maxim Lapierre	2	0	0	0	E	12	0	0
Cody Hodgson	2	0	0	0	1	0	0	0
Kevin Bieksa	2	0	0	0	1	6	0	0
Alex Burrows	2	0	0	0	-1	0	0	0

### CANUCKS

	GPI	MIN	W-L-O	GA	SA	SV	GAA	SV%
Cory Schneider	1	62	1-0-0	1	29	28	0.96	.966
Roberto Luongo	1	60	1-0-0	1	25	24	1.00	.960

### LAST

	VANCOUVER	OTTAWA
Last Home Win:	Nov. 20/11 (2-1 OT)	Feb. 4/10 (3-1)
Last Road Win:	Dec. 10/11 (4-1)	Mar. 13/04 (2-1)
Last Shutout:	Dec. 28/08	Nov. 20/01
	Curtis Sanford (3-0)	Patrick Lalime (3-0)
Last Tie Game:	Mar. 20/98 (1-1 @ OTT)	
Last Shootout:	Dec. 9/05 (3-2 W @ VAN)	
Last Hat Trick:	None	None
Most Goals:	7-Jan. 5/94	6-Feb. 2/97
	VAN 7 @ OTT 2	VAN 4 @ OTT 6
Canucks in OT:	2-0-3	
Canucks in SO:	1-0	

### ATTENDANCE

18,890 Schneider/Auld Chris Higgins W GOAL

### ATTENDANCE

19,171 Luongo/Anderson Ryan Kesler W GOAL

### SHOTS BY PERIOD

	1st	2nd	3rd	OT	TOTAL
CANUCKS	17	17	18	3	55
SENATORS	17	14	21	2	54

### SENATORS

Power Play: 0-10 0.0% Penalty Killing: 6-9 66.7%

### SENATORS

	GP	G	A	P	+/-	PIM	PP	SH
Colin Greening	2	2	0	2	2	2	0	0
Jason Spezza	2	0	2	2	1	0	0	0
Brian Lee	2	0	1	1	2	0	0	0
Sergei Gonchar	1	0	1	1	1	4	0	0
Matt Carkner	1	0	0	0	1	0	0	0
Zenon Konopka	1	0	0	0	E	0	0	0
Peter Regin	1	0	0	0	E	2	0	0
Stephane Da Costa	1	0	0	0	-1	2	0	0
Filip Kuba	1	0	0	0	-1	0	0	0
Chris Neil	1	0	0	0	-1	2	0	0
David Rundblad	1	0	0	0	-1	0	0	0
Bobby Butler	2	0	0	0	1	2	0	0
Nick Foligno	2	0	0	0	E	17	0	0
Milan Michalek	2	0	0	0	E	0	0	0
Chris Phillips	2	0	0	0	E	2	0	0
Jesse Winchester	2	0	0	0	E	0	0	0
Daniel Alfredsson	2	0	0	0	-1	0	0	0
Erik Condra	2	0	0	0	-1	0	0	0
Jared Cowen	2	0	0	0	-1	0	0	0
Kaspars Daugavins	2	0	0	0	-1	0	0	0
Zack Smith	2	0	0	0	-1	2	0	0
Erik Karlsson	2	0	0	0	-3	0	0	0

### SENATORS

	GPI	MIN	W-L-O	GA	SA	SV	GAA	SV%
Alex Auld	1	61	0-0-1	2	27	25	1.95	.926
Craig Anderson	1	60	0-1-0	4	28	24	4.00	.857

OPPONENTS



# PHILADELPHIA FLYERS

## 2011.12 SEASON SUMMARY

## 0 WINS

## 1 LOSS

## 0 OT

### AT PHILADELPHIA

Oct. 12/11

Canucks 4

Flyers 5

### GOALS BY PERIOD

	1st	2nd	3rd	OT	TOTAL
CANUCKS	1	2	1	0	4
FLYERS	3	1	1	0	5

### CANUCKS

Power Play: 2-7 28.6% Penalty Killing: 3-5 60.0%

### CANUCKS

	GP	G	A	P	+/-	PIM	PP	SH
Mikael Samuelsson	1	1	1	2	-1	2	1	0
Henrik Sedin	1	1	1	2	1	2	0	0
Daniel Sedin	1	1	1	2	1	0	1	0
Alex Burrows	1	0	2	2	2	2	0	0
Alex Edler	1	0	2	2	1	0	0	0
Chris Higgins	1	1	0	1	E	0	0	0
Kevin Bieksa	1	0	1	1	-1	0	0	0
Sami Salo	1	0	0	0	1	2	0	0
Cody Hodgson	1	0	0	0	E	0	0	0
Maxim Lapierre	1	0	0	0	E	0	0	0
Dale Weise	1	0	0	0	E	0	0	0
Andrew Alberts	1	0	0	0	-1	0	0	0
Jannik Hansen	1	0	0	0	-1	0	0	0
Aaron Volpatti	1	0	0	0	-1	2	0	0
Keith Ballard	1	0	0	0	-2	0	0	0
Dan Hamhuis	1	0	0	0	E	0	0	0
Manny Malhotra	1	0	0	0	-2	0	0	0
Marco Sturm	1	0	0	0	-2	0	0	0

### CANUCKS

	GPI	MIN	W-L-O	GA	SA	SV	GAA	SV%
Roberto Luongo	1	58	0-1-0	5	27	22	5.14	.815

### ATTENDANCE

19,632

### GOALTENDER

Luongo/Bryzgalov

### W GOAL

Andrej Meszaros

### SHOTS BY PERIOD

	1st	2nd	3rd	OT	TOTAL
CANUCKS	9	14	17	0	40
FLYERS	14	6	7	0	27

### FLYERS

Power Play: 2-5 40.0% Penalty Killing: 5-7 71.4%

### FLYERS

	GP	G	A	P	+/-	PIM	PP	SH
Claude Giroux	1	1	2	3	E	0	1	0
Chris Pronger	1	1	1	2	-1	2	1	0
Andrej Meszaros	1	1	0	1	1	0	0	0
James van Riemsdyk	1	1	0	1	1	2	0	0
Jakub Voracek	1	1	0	1	2	2	0	0
Danny Briere	1	0	1	1	2	0	0	0
Sean Couturier	1	0	1	1	1	0	0	0
Jaromir Jagr	1	0	1	1	E	2	0	0
Matt Read	1	0	1	1	E	0	0	0
Kimmo Timonen	1	0	1	1	-1	0	0	0
Braydon Coburn	1	0	0	0	2	0	0	0
Andreas Lilja	1	0	0	0	1	0	0	0
Matt Carle	1	0	0	0	E	0	0	0
Scott Hartnell	1	0	0	0	E	4	0	0
Wayne Simmonds	1	0	0	0	E	0	0	0
Andreas Nodl	1	0	0	0	-1	0	0	0
Zac Rinaldo	1	0	0	0	-1	2	0	0
Maxime Talbot	1	0	0	0	-1	0	0	0

### FLYERS

	GPI	MIN	W-L-O	GA	SA	SV	GAA	SV%
Ilya Bryzgalov	1	60	1-0-0	4	40	36	4.00	.900

### LAST

Last Home Win:

Last Road Win:

Last Shutout:

Last Tie Game:

Last Shootout:

Last Hat Trick:

Stan Smyl

Oct. 31/81

8 - Oct. 31/81

VAN 8 @ PHI 4

Canucks in OT:

1-4-5

### VANCOUVER

Dec. 28/10 (6-2)

Dec. 3/09 (3-0)

Dec. 3/09

Roberto Luongo (3-0)

Dec. 31/95 (5-5 @ VAN)

None

None

None

None

None

None

None

### PHILADELPHIA

Oct. 12/11 (5-4)

Dec. 30/08 (3-2)

Mar. 4/03

Roman Cechmanek (3-0)

John LeClair

Nov. 29/98

13 - Oct. 13/84

VAN 2 @ PHI 13

VAN 2 @ PHI 13

VAN 2 @ PHI 13

VAN 2 @ PHI 13

VAN 2 @ PHI 13



## 2011.12 SEASON SUMMARY

## 2 WINS

## 1 LOSS

## 1 OT

### AT VANCOUVER

Mar. 14/12	Canucks 4	Coyotes 5
Feb. 13/12	Canucks 2	Coyotes 1 (SO)

### AT PHOENIX

Feb. 28/12	Canucks 1	Coyotes 2 (SO)
Nov. 25/11	Canucks 5	Coyotes 0

### ATTENDANCE

18,890
18,890

### GOALTENDER

Luongo/Smith
Luongo/LaBarbera

### W GOAL

Antoine Vermette
Ryan Kesler

### ATTENDANCE

16,691
14,569

### GOALTENDER

Schneider/Smith
Schneider/Smith

### W GOAL

Ray Whitney
Sami Salo

### GOALS BY PERIOD

	1st	2nd	3rd	OT	TOTAL
CANUCKS	3	5	3	0	11
COYOTES	2	2	3	0	7

### CANUCKS

Power Play: 3-14	21.4%	Penalty Killing: 9-11	81.8%
------------------	-------	-----------------------	-------

### CANUCKS

	GP	G	A	P	+/-	PIM	PP	SH
Ryan Kesler	4	2	2	4	2	0	1	0
David Booth	4	3	0	3	3	2	1	0
Alex Burrows	4	2	1	3	2	0	0	0
Henrik Sedin	4	0	3	3	-1	0	0	0
Daniel Sedin	4	0	3	3	-1	0	0	0
Sami Salo	4	1	1	2	E	0	0	0
Kevin Bieksa	4	0	2	2	-2	8	0	0
Alex Edler	4	1	0	1	-1	2	1	0
Dan Hamhuis	4	1	0	1	2	0	0	0
Maxim Lapierre	4	1	0	1	1	2	0	0
Chris Tanev	2	0	1	1	2	2	0	0
Cody Hodgson	2	0	1	1	1	0	0	0
Aaron Rome	2	0	1	1	1	0	0	0
Chris Higgins	3	0	1	1	1	0	0	0
Jannik Hansen	4	0	1	1	1	2	0	0
Keith Ballard	1	0	0	0	2	0	0	0
Aaron Volpatti	1	0	0	0	E	2	0	0
Mike Duco	1	0	0	0	E	0	0	0
Byron Bitz	1	0	0	0	-1	2	0	0
Marc-Andre Gragnani	1	0	0	0	-1	0	0	0
Andrew Alberts	2	0	0	0	3	0	0	0
Dale Weise	2	0	0	0	2	0	0	0
Samuel Pahlsson	2	0	0	0	1	0	0	0
Zack Kassian	2	0	0	0	-2	2	0	0
Manny Malhotra	3	0	0	0	2	0	0	0
Mason Raymond	3	0	0	0	-2	0	0	0

### CANUCKS

	GPI	MIN	W-L-O	GA	SA	SV	GAA	SV%
Cory Schneider	2	125	1-0-1	1	57	56	0.48	.982
Roberto Luongo	2	123	1-1-0	6	57	51	2.92	.895

### LAST

Last Home Win:	Feb. 13/12 (2-1 SO)
Last Road Win:	Nov. 25/11 (5-0)
Last Shutout:	Nov. 25/11

	Cory Schneider (5-0)
Last Tie Game:	Oct. 26/03 (3-3 @ VAN)
Last Shootout:	Feb. 28/12 (2-1 L @ PHX)
Last Hat Trick:	Alex Burrows

Most Goals:	10 - Mar. 27/81
Canucks in OT:	5-4-20
Canucks in SO:	2-3

### PHOENIX

Feb. 28/12 (2-1 SO)
Mar. 14/12 (5-4)
Mar. 13/08
Ilya Bryzgalov (2-0)

Ray Neufeld
Nov. 1/87
8 - Twice

### SHOTS BY PERIOD

	1st	2nd	3rd	OT	TOTAL
CANUCKS	49	47	38	8	142
COYOTES	38	38	37	1	114

### COYOTES

Power Play: 2-11	18.2%	Penalty Killing: 11-14	78.6%
------------------	-------	------------------------	-------

### COYOTES

	GP	G	A	P	+/-	PIM	PP	SH
Ray Whitney	4	1	3	4	1	0	0	0
Keith Yandle	4	1	2	3	1	0	0	0
Antoine Vermette	2	1	2	3	2	0	1	0
Shane Doan	4	1	1	2	-1	0	0	0
Oliver Ekman-Larsson	4	1	1	2	-2	2	1	0
Gilbert Brule	2	1	0	1	E	0	0	0
Rostislav Klesla	3	1	0	1	E	6	0	0
Adrian Aucoin	4	0	1	1	E	4	0	0
Lauri Korpikoski	4	0	1	1	2	0	0	0
Taylor Pyatt	4	0	1	1	E	2	0	0
Cal O'Reilly	1	0	0	0	E	0	0	0
Marc-Antoine Pouliot	1	0	0	0	E	0	0	0
Michael Stone	1	0	0	0	E	0	0	0
Derek Morris	1	0	0	0	-3	0	0	0
Chris Summers	2	0	0	0	E	0	0	0
David Schlemko	2	0	0	0	-3	0	0	0
Kyle Chipchura	2	0	0	0	-4	0	0	0
Michal Rozsival	3	0	0	0	1	6	0	0
Martin Hanzal	3	0	0	0	E	4	0	0
Radim Vrbata	3	0	0	0	E	2	0	0
Daymond Langkow	3	0	0	0	-1	0	0	0
Paul Bissonnette	3	0	0	0	-2	0	0	0
Mikkel Boedker	4	0	0	0	E	4	0	0
Boyd Gordon	4	0	0	0	-1	0	0	0
Raffi Torres	4	0	0	0	-5	2	0	0

### COYOTES

	GPI	MIN	W-L-O	GA	SA	SV	GAA	SV%
Mike Smith	3	184	2-1-0	10	120	110	3.25	.917
Jason LaBarbera	1	65	0-0-1	1	22	21	0.92	.955



# PITTSBURGH PENGUINS

## 2011.12 SEASON SUMMARY

## 0 WINS

## 0 LOSSES

## 1 OT

### AT VANCOUVER

Oct. 6/11

Canucks 3

Penguins 4 (SO)

### GOALS BY PERIOD

	1st	2nd	3rd	OT	TOTAL
CANUCKS	1	1	1	0	3
PENGUINS	2	1	0	0	3

### CANUCKS

Power Play: 0-3 0.0% Penalty Killing: 1-3 33.3%

### CANUCKS

	GP	G	A	P	+/-	PIM	PP	SH
Daniel Sedin	1	1	1	2	1	0	0	0
Henrik Sedin	1	0	2	2	2	0	0	0
Keith Ballard	1	1	0	1	1	0	0	0
Maxim Lapierre	1	1	0	1	2	0	0	0
Sami Salo	1	0	1	1	1	0	0	0
Alex Burrows	1	0	0	0	2	2	0	0
Alex Edler	1	0	0	0	2	0	0	0
Chris Tanev	1	0	0	0	1	0	0	0
Aaron Volpatti	1	0	0	0	1	0	0	0
Dale Weise	1	0	0	0	1	0	0	0
Dan Hamhuis	1	0	0	0	E	0	0	0
Jannik Hansen	1	0	0	0	E	2	0	0
Chris Higgins	1	0	0	0	E	0	0	0
Manny Malhotra	1	0	0	0	E	0	0	0
Mikael Samuelsson	1	0	0	0	E	0	0	0
Kevin Bieksa	1	0	0	0	-1	2	0	0
Cody Hodgson	1	0	0	0	-1	0	0	0
Marco Sturm	1	0	0	0	-1	0	0	0

### CANUCKS

Roberto Luongo 1 65 0-0-1 3 28 25 2.77 .893

### ATTENDANCE

18,890

### GOALTENDER

Luongo/Fleury

### W GOAL

Kris Letang

### SHOTS BY PERIOD

	1st	2nd	3rd	OT	TOTAL
CANUCKS	9	10	15	2	36
PENGUINS	10	11	6	1	28

### PENGUINS

Power Play: 2-3 66.7% Penalty Killing: 3-3 100.0%

### PENGUINS

	GP	G	A	P	+/-	PIM	PP	SH
Matt Cooke	1	2	0	2	1	0	1	1
Kris Letang	1	0	2	2	1	2	0	0
James Neal	1	1	0	1	-1	0	1	0
Pascal Dupuis	1	0	1	1	E	0	0	0
Evgeni Malkin	1	0	1	1	-1	2	0	0
Jordan Staal	1	0	1	1	E	0	0	0
Deryk Engelland	1	0	0	0	E	0	0	0
Tyler Kennedy	1	0	0	0	E	0	0	0
Chris Kunitz	1	0	0	0	E	0	0	0
Ben Lovejoy	1	0	0	0	E	0	0	0
Matt Niskanen	1	0	0	0	E	0	0	0
Joe Vitale	1	0	0	0	E	0	0	0
Mark Letestu	1	0	0	0	-1	0	0	0
Steve Sullivan	1	0	0	0	-1	0	0	0
Craig Adams	1	0	0	0	-2	0	0	0
Arron Asham	1	0	0	0	-2	0	0	0
Paul Martin	1	0	0	0	-2	0	0	0
Zbynek Michalek	1	0	0	0	-3	2	0	0

### PENGUINS

Marc-Andre Fleury 1 65 1-0-0 3 36 33 2.77 .917

### LAST

Last Home Win:

Last Road Win:

Last Shutout:

Kirk McLean (5-0)

Oct. 30/98 (2-2 @ VAN)

Last Shootout:

Oct. 6/11 (3-4 L @ VAN)

Last Hat Trick:

Markus Naslund (4 goals)

Dec. 9/03

Most Goals:

10 - Dec. 19/80

VAN 10 @ PIT 4

Canucks in OT:

1-3-5

Canucks in SO:

0-2

### VANCOUVER

Jan. 16/10 (6-2)

Nov. 22/08 (3-1)

Feb. 17/88

Kirk McLean (5-0)

Oct. 30/98 (2-2 @ VAN)

Oct. 6/11 (3-4 L @ VAN)

Markus Naslund (4 goals)

Dec. 9/03

10 - Dec. 19/80

VAN 10 @ PIT 4

Canucks in OT:

1-3-5

Canucks in SO:

0-2

### PITTSBURGH

Nov. 17/10 (3-1)

Oct. 6/11 (4-3 SO)

Feb. 14/00

J.S. Aubin (3-0)

Oct. 30/98 (2-2 @ VAN)

Oct. 6/11 (3-4 L @ VAN)

Markus Naslund (4 goals)

Dec. 9/03

10 - Dec. 19/80

VAN 10 @ PIT 4

Canucks in OT:

1-3-5

Canucks in SO:

0-2



## 2011.12 SEASON SUMMARY

## 2 WINS

## 2 LOSSES

## 0 OT

## AT VANCOUVER

Mar. 1/12	Canucks 2	Blues 0
Oct. 26/11	Canucks 0	Blues 3

## AT ST. LOUIS

Jan. 12/12	Canucks 3	Blues 2 (OT)
Nov. 4/11	Canucks 2	Blues 3

## GOALS BY PERIOD

	1st	2nd	3rd	OT	TOTAL
CANUCKS	2	1	3	1	7
BLUES	2	3	3	0	8

## CANUCKS

Power Play: 2-10	20.0%	Penalty Killing: 11-11	100.0%
------------------	-------	------------------------	--------

## CANUCKS

	GP	G	A	P	+/-	PIM	PP	SH
Alex Burrows	4	4	1	5	5	0	0	0
Alex Edler	4	0	3	3	-4	2	0	0
Daniel Sedin	4	1	1	2	2	4	1	0
Kevin Bieksa	4	0	2	2	-1	2	0	0
Dan Hamhuis	4	0	2	2	-2	0	0	0
Henrik Sedin	4	0	2	2	E	2	0	0
Chris Higgins	4	1	0	1	E	0	0	0
Ryan Kesler	4	1	0	1	-1	4	1	0
Manny Malhotra	4	0	1	1	-1	2	0	0
Marc-Andre Gragnani	1	0	0	0	E	2	0	0
Aaron Volpatti	1	0	0	0	E	2	0	0
Zack Kassian	1	0	0	0	E	0	0	0
Samuel Pahlsson	1	0	0	0	E	0	0	0
Mike Duco	1	0	0	0	-1	0	0	0
Andrew Ebbett	1	0	0	0	-1	0	0	0
Andrew Alberts	2	0	0	0	E	0	0	0
Keith Ballard	2	0	0	0	E	0	0	0
Aaron Rome	2	0	0	0	E	0	0	0
Mason Raymond	2	0	0	0	-1	0	0	0
Sami Salo	2	0	0	0	-1	0	0	0
Alexander Sulzer	3	0	0	0	1	0	0	0
Dale Weise	3	0	0	0	-2	5	0	0
David Booth	3	0	0	0	-3	9	0	0
Cody Hodgson	3	0	0	0	-3	0	0	0
Maxim Lapierre	4	0	0	0	E	7	0	0
Jannik Hansen	4	0	0	0	-2	0	0	0

## CANUCKS

	GPI	MIN	W-L-O	GA	SA	SV	GAA	SV%
Roberto Luongo	3	180	2-1-0	5	90	85	1.67	.944
Cory Schneider	1	60	0-1-0	3	31	28	3.00	.903

## LAST

	VANCOUVER	ST. LOUIS
Last Home Win:	Mar. 1/12 (2-0)	Nov. 4/11 (3-2)
Last Road Win:	Jan. 12/12 (3-2 OT)	Oct. 26/11 (3-0)
Last Shutout:	Mar. 1/12	Oct. 26/11
	Roberto Luongo (2-0)	Brian Elliott (3-0)
Last Tie Game:	Mar. 13/03 (4-4 @ VAN)	
Last Shootout:	Jan. 23/08 (3-2 W @ VAN)	
Last Hat Trick:	Alexander Mogilny	Brett Hull
	Dec. 15/96	Mar. 2/92
Most Goals:	8 - Four times	9 - Feb. 7/81
		VAN 2 @ STL 9

Canucks in OT: 7-1-8

Canucks in SO: 2-0

## ATTENDANCE

18,890	GOALTENDER	W GOAL
18,890	Luongo/Elliott	Alex Burrows
	Schneider/Elliott	Alexander Steen

## ATTENDANCE

18,231	GOALTENDER	W GOAL
19,150	Luongo/Elliott	Daniel Sedin
	Luongo/Elliott	David Backes

## SHOTS BY PERIOD

	1st	2nd	3rd	OT	TOTAL
CANUCKS	34	39	32	2	107
BLUES	46	46	29	0	121

## BLUES

Power Play: 0-11	0.0%	Penalty Killing: 8-10	80.0%
------------------	------	-----------------------	-------

## BLUES

	GP	G	A	P	+/-	PIM	PP	SH
T.J. Oshie	4	2	2	4	2	0	0	0
Jason Arnott	4	2	1	3	2	2	0	0
David Backes	4	1	2	3	1	2	0	0
Kevin Shattenkirk	4	0	3	3	2	0	0	0
Alexander Steen	2	2	0	2	2	2	0	0
Patrik Berglund	4	1	0	1	-1	2	0	0
Ian Cole	1	0	1	1	E	0	0	0
Cade Fairchild	1	0	1	1	E	0	0	0
Jamie Langenbrunner	3	0	1	1	2	0	0	0
Matt D'Agostini	3	0	1	1	1	2	0	0
Roman Polak	4	0	1	1	3	7	0	0
Vladimir Sobotka	4	0	1	1	3	0	0	0
Scott Nichol	4	0	1	1	1	5	0	0
Alex Pietrangelo	4	0	1	1	E	0	0	0
Taylor Chorney	1	0	0	0	E	0	0	0
Andy McDonald	1	0	0	0	-2	0	0	0
Evgeny Grachev	2	0	0	0	1	0	0	0
Kent Huskins	2	0	0	0	1	0	0	0
B.J. Crombeen	2	0	0	0	E	7	0	0
Chris Porter	2	0	0	0	E	0	0	0
David Perron	2	0	0	0	-2	2	0	0
Barret Jackman	3	0	0	0	2	2	0	0
Ryan Reaves	3	0	0	0	E	0	0	0
Chris Stewart	4	0	0	0	-2	4	0	0
Carlo Colaiacovo	4	0	0	0	-2	0	0	0

## BLUES

	GPI	MIN	W-L-O	GA	SA	SV	GAA	SV%
Brian Elliott	4	240	2-1-1	6	106	100	1.50	.943



# SAN JOSE SHARKS

## 2011.12 SEASON SUMMARY

## 3 WINS

## 0 LOSSES

## 1 OT

### AT VANCOUVER

Jan. 21/12	Canucks 4	Sharks 3
Jan. 2/12	Canucks 2	Sharks 3 (SO)

### AT SAN JOSE

Dec. 28/11	Canucks 3	Sharks 2 (OT)
Nov. 26/11	Canucks 3	Sharks 2

### GOALS BY PERIOD

	1st	2nd	3rd	OT	TOTAL
CANUCKS	4	4	3	1	12
SHARKS	2	5	2	0	9

### CANUCKS

Power Play: 3-15	20.0%	Penalty Killing: 9-11	81.8%
------------------	-------	-----------------------	-------

### CANUCKS

	GP	G	A	P	+/-	PIM	PP	SH
Cody Hodgson	4	3	1	4	3	0	1	0
Kevin Bieksa	4	0	4	4	-3	2	0	0
Ryan Kesler	4	2	1	3	2	4	1	0
Jannik Hansen	4	1	2	3	3	0	0	0
Alex Edler	4	0	3	3	1	0	0	0
David Booth	2	1	1	2	1	0	0	0
Mason Raymond	3	0	2	2	1	0	0	0
Chris Higgins	3	0	2	2	E	0	0	0
Henrik Sedin	4	1	1	2	-2	2	1	0
Dan Hamhuis	4	0	2	2	-3	0	0	0
Andrew Ebbett	2	1	0	1	1	4	0	0
Andrew Alberts	3	1	0	1	2	0	0	0
Daniel Sedin	4	1	0	1	E	4	0	0
Manny Malhotra	4	1	0	1	E	0	0	0
Aaron Rome	1	0	1	1	2	0	0	0
Keith Ballard	4	0	1	1	3	5	0	0
Chris Tanev	1	0	0	0	1	0	0	0
Mark Mancari	1	0	0	0	E	0	0	0
Aaron Volpatti	1	0	0	0	-1	5	0	0
Sami Salo	3	0	0	0	1	2	0	0
Alex Burrows	4	0	0	0	E	4	0	0
Dale Weise	4	0	0	0	-1	0	0	0
Maxim Lapierre	4	0	0	0	-2	2	0	0

### CANUCKS

	GPI	MIN	W-L-O	GA	SA	SV	GAA	SV%
Roberto Luongo	3	188	2-0-1	7	96	89	2.23	.927
Cory Schneider	1	60	1-0-0	2	45	43	2.00	.956

### ATTENDANCE

18,890
18,890

### GOALTENDER

Luongo/Niemi
Luongo/Niemi

### W GOAL

Cody Hodgson
Michal Handzus

### ATTENDANCE

17,562
17,562

### GOALTENDER

Luongo/Niemi
Schneider/Niemi

### W GOAL

Andrew Ebbett
Andrew Alberts

### SHOTS BY PERIOD

	1st	2nd	3rd	OT	TOTAL
CANUCKS	41	43	27	5	116
SHARKS	30	55	53	3	141

### SHARKS

Power Play: 2-11	18.2%	Penalty Killing: 12-15	80.0%
------------------	-------	------------------------	-------

### SHARKS

	GP	G	A	P	+/-	PIM	PP	SH
Logan Couture	4	3	1	4	3	0	1	1
Joe Pavelski	4	0	4	4	3	7	0	0
Patrick Marleau	4	2	1	3	E	0	0	0
Joe Thornton	4	1	2	3	2	6	1	0
Andrew Desjardins	4	0	3	3	2	0	0	0
Andrew Murray	4	1	0	1	1	0	0	0
Dan Boyle	4	1	0	1	-1	0	0	0
Benn Ferrierio	3	1	0	1	E	2	0	0
Justin Braun	3	0	1	1	E	0	0	0
Ryane Clowe	3	0	1	1	E	2	0	0
Jim Vandermeer	1	0	1	1	-1	0	0	0
Martin Havlat	1	0	0	0	-1	0	0	0
Colin White	1	0	0	0	-1	0	0	0
John McCarthy	1	0	0	0	-2	0	0	0
Jason Demers	3	0	0	0	-2	4	0	0
Douglas Murray	4	0	0	0	1	4	0	0
Brent Burns	4	0	0	0	E	6	0	0
Marc-Edouard Vlasic	4	0	0	0	E	2	0	0
Brad Winchester	4	0	0	0	-1	5	0	0
Jamie McGinn	4	0	0	0	-3	4	0	0
Torrey Mitchell	4	0	0	0	-4	0	0	0
Michal Handzus	4	0	0	0	-5	0	0	0

### SHARKS

	GPI	MIN	W-L-O	GA	SA	SV	GAA	SV%
--	-----	-----	-------	----	----	----	-----	-----

Antti Niemi	4	246	1-2-1	12	116	104	2.93	.897
-------------	---	-----	-------	----	-----	-----	------	------

### LAST

Last Home Win:

Last Road Win:

Last Shutout:

Bob Essensa (0-0)

Feb. 8/01 (0-0 @ VAN)

Feb. 8/01 (0-0 @ VAN)

Jan. 2/12 (2-3 L @ VAN)

Oct. 21/02

8 - Twice

Canucks in OT:

Canucks in SO:

### VANCOUVER

Jan. 21/12 (4-3)

Dec. 28/11 (3-2 OT)

Feb. 8/01

Bob Essensa (0-0)

Feb. 8/01 (0-0 @ VAN)

Jan. 2/12 (2-3 L @ VAN)

Oct. 21/02

8 - Twice

Canucks in OT:

Canucks in SO:

### SAN JOSE

Apr. 8/10 (4-2)

Jan. 2/12 (3-2 SO)

Dec. 23/08

Evgeni Nabokov (5-0)

Apr. 3/99

7 - Four times

Vincent Damphousse

Apr. 3/99

7 - Four times





## 2011.12 SEASON SUMMARY

## 1 WIN

## 0 LOSSES

## 0 OT

### AT TAMPA BAY

Jan. 10/12 Canucks 5 Lightning 4 (SO)

GOALS BY PERIOD	1st	2nd	3rd	OT	TOTAL
CANUCKS	2	2	0	0	4
LIGHTNING	0	2	2	0	4

### CANUCKS

Power Play: 0-4 0.0% Penalty Killing: 3-3 100.0%

CANUCKS	GP	G	A	P	+/-	PIM	PP	SH
Alex Edler	1	1	0	1	0	0	0	0
Jannik Hansen	1	1	0	1	1	0	0	1
Ryan Kesler	1	1	0	1	0	0	0	0
Manny Malhotra	1	1	0	1	1	0	0	0
Keith Ballard	1	0	1	1	0	2	0	0
Mike Duco	1	0	1	1	0	0	0	0
Dan Hamhuis	1	0	1	1	0	0	0	0
Cody Hodgson	1	0	1	1	0	0	0	0
Mason Raymond	1	0	1	1	1	0	0	0
Henrik Sedin	1	0	1	1	-1	0	0	0
Alexander Sulzer	1	0	1	1	1	0	0	0
Andrew Alberts	1	0	0	0	0	2	0	0
Chris Higgins	1	0	0	0	0	0	0	0
Maxim Lapierre	1	0	0	0	0	0	0	0
Dale Weise	1	0	0	0	0	0	0	0
Kevin Bieksa	1	0	0	0	-1	0	0	0
Alex Burrows	1	0	0	0	-1	2	0	0
Daniel Sedin	1	0	0	0	-2	0	0	0

CANUCKS	GPI	MIN	W-L-O	GA	SA	SV	GAA	SV%
Cory Schneider	1	65	1-0-0	4	31	27	3.69	.871

### LAST

### VANCOUVER

Last Home Win: Feb. 27/09 (2-1)  
 Last Road Win: Jan. 10/12 (5-4 SO)  
 Last Shutout: Jan. 4/93  
 Kirk McLean (7-0 @ VAN)  
 Last Tie Game: Dec. 10/01 (1-1 @ VAN)  
 Last Shootout: Jan. 10/12 (5-4 W @ TBL)  
 Last Hat Trick: Alexander Mogilny  
 Jan. 6/96  
 Most Goals: 9 - Jan. 6/96  
 VAN 9 vs TB 2  
 Canucks in OT: 2-2-3  
 Canucks in SO: 1-0

### TAMPA BAY

Feb. 9/10 (3-2)  
 Dec. 11/10 (5-4 OT)  
 None

None

5 - Three Times

### ATTENDANCE

17,630

### GOALTENDER

Schneider/Roloson

### W GOAL

Mason Raymond

SHOTS BY PERIOD	1st	2nd	3rd	OT	TOTAL
CANUCKS	9	14	4	1	28
LIGHTNING	7	14	9	1	31

### LIGHTNING

Power Play: 0-3 0.0% Penalty Killing: 4-4 100.0%

LIGHTNING	GP	G	A	P	+/-	PIM	PP	SH
Vincent Lecavalier	1	1	1	2	-1	0	0	0
Ryan Malone	1	1	1	2	2	0	0	0
Steven Stamkos	1	1	1	2	E	0	0	0
Martin St Louis	1	0	2	2	1	2	0	0
Steve Downie	1	1	0	1	E	2	0	0
Marc-Andre Bergeron	1	0	1	1	1	0	0	0
Matt Gilroy	1	0	1	1	1	0	0	0
Pavel Kubina	1	0	1	1	E	0	0	0
Eric Brewer	1	0	0	0	-1	2	0	0
Brett Clark	1	0	0	0	-1	0	0	0
Brett Connolly	1	0	0	0	1	0	0	0
Bruno Gervais	1	0	0	0	1	0	0	0
Brendan Mikkelsen	1	0	0	0	E	0	0	0
Dominic Moore	1	0	0	0	E	2	0	0
Teddy Purcell	1	0	0	0	E	0	0	0
Tom Pyatt	1	0	0	0	-1	0	0	0
Nate Thompson	1	0	0	0	-1	0	0	0
Dana Tyrell	1	0	0	0	-1	0	0	0

LIGHTNING	GPI	MIN	W-L-O	GA	SA	SV	GAA	SV%
Dwayne Roloson	1	64	0-0-1	4	28	24	3.72	.857



# TORONTO MAPLE LEAFS

## 2011.12 SEASON SUMMARY

## 2 WINS

## 0 LOSSES

## 0 OT

### AT VANCOUVER

Feb. 18/12 Canucks 6 Maple Leafs 2

### AT TORONTO

Dec. 17/11 Canucks 5 Maple Leafs 3

### GOALS BY PERIOD

	1st	2nd	3rd	OT	TOTAL
CANUCKS	3	5	3	-	11
MAPLE LEAFS	1	2	2	-	5

### CANUCKS

Power Play: 1-3 33.3% Penalty Killing: 2-3 66.7%

### CANUCKS

	GP	G	A	P	+/-	PIM	PP	SH
Daniel Sedin	2	2	3	5	4	0	0	0
Henrik Sedin	2	0	5	5	5	0	0	0
Alex Burrows	2	3	1	4	3	0	0	0
Kevin Bieksa	2	1	1	2	4	0	0	0
Jannik Hansen	2	1	1	2	2	0	0	0
Chris Higgins	2	1	1	2	2	0	0	0
Sami Salo	2	1	1	2	1	0	1	0
Mason Raymond	2	1	0	1	1	0	0	0
Manny Malhotra	2	1	0	1	E	0	0	0
Dan Hamhuis	2	0	1	1	4	0	0	0
Alex Edler	2	0	1	1	2	0	0	0
Ryan Kesler	2	0	1	1	2	0	0	0
Byron Bitz	1	0	1	1	E	0	0	0
Maxim Lapierre	2	0	1	1	-1	0	0	0
David Booth	1	0	0	0	1	0	0	0
Chris Tanev	1	0	0	0	1	0	0	0
Keith Ballard	1	0	0	0	E	2	0	0
Mark Mancari	1	0	0	0	E	0	0	0
Dale Weise	1	0	0	0	E	2	0	0
Cody Hodgson	2	0	0	0	E	2	0	0
Aaron Rome	2	0	0	0	E	2	0	0

### CANUCKS

GPI MIN W-L-O GA SA SV GAA SV%

Roberto Luongo 2 120 2-0-0 5 55 50 2.50 .909

### ATTENDANCE

18,890

### GOALTENDER

Luongo/Reimer,Gustavsson

### W GOAL

Alex Burrows

### ATTENDANCE

19,633

### GOALTENDER

Luongo/Gustavsson

### W GOAL

Alex Burrows

### SHOTS BY PERIOD

	1st	2nd	3rd	OT	TOTAL
CANUCKS	25	25	22	-	72
MAPLE LEAFS	14	19	22	-	55

### MAPLE LEAFS

Power Play: 1-3 33.3% Penalty Killing: 2-3 66.7%

### MAPLE LEAFS

	GP	G	A	P	+/-	PIM	PP	SH
Phil Kessel	2	1	2	3	-3	2	0	0
Tyler Bozak	2	1	2	3	-4	0	0	0
John-Michael Liles	2	0	3	3	-3	0	0	0
Nikolai Kulemin	2	1	0	1	E	0	0	0
Dion Phaneuf	2	1	0	1	-2	0	0	0
Joffrey Lupul	2	1	0	1	-5	0	1	0
Clarke MacArthur	2	0	1	1	E	2	0	0
Luke Schenn	2	0	1	1	-2	0	0	0
Mike Brown	1	0	0	0	E	0	0	0
Philippe Dupuis	1	0	0	0	E	0	0	0
Matt Frattin	1	0	0	0	E	0	0	0
Carl Gunnarsson	1	0	0	0	E	0	0	0
David Steckel	1	0	0	0	E	0	0	0
Darryl Boyce	1	0	0	0	-1	0	0	0
Joey Crabb	1	0	0	0	-1	0	0	0
Matthew Lombardi	1	0	0	0	-2	0	0	0
Colby Armstrong	2	0	0	0	-1	0	0	0
Keith Aulie	2	0	0	0	-1	2	0	0
Tim Connolly	2	0	0	0	-1	2	0	0
Mikhail Grabovski	2	0	0	0	-1	0	0	0
Cody Franson	2	0	0	0	-2	0	0	0
Jake Gardiner	2	0	0	0	-2	0	0	0

### MAPLE LEAFS

GPI MIN W-L-O GA SA SV GAA SV%

Jonas Gustavsson 2 88 0-1-0 7 54 47 4.77 .870

James Reimer 1 31 0-1-0 4 18 14 7.68 .778

### LAST

Last Home Win: Feb. 18/12 (6-2)  
Last Road Win: Dec. 17/11 (5-3)  
Last Shutout: Oct. 27/11

### VANCOUVER

Feb. 18/12 (6-2)  
Dec. 17/11 (5-3)  
Oct. 27/11  
Dunc Wilson (0-0)  
Mar. 8/03 (3-3 @ TOR)

### TORONTO

Nov. 24/03 (2-1)  
Nov. 22/03 (5-3)  
Mar. 15/03  
Ed Belfour (1-0)

### Last Tie Game:

Feb. 21/09 (3-2 W @ TOR)

### Last Shootout:

Markus Naslund

### Last Hat Trick:

Oct. 18/01

### Most Goals:

8 - Twice

### Canucks in OT:

2-3-13

### Canucks in SO:

1-0

### Rick Vaive

Feb. 18/87

### 8 - Twice



## 2011.12 SEASON SUMMARY

## 1 WIN

## 0 LOSSES

## 0 OT

### AT VANCOUVER

Oct. 29/11 Canucks 7 Capitals 4

GOALS BY PERIOD	1st	2nd	3rd	OT	TOTAL
CANUCKS	3	1	3	0	7
CAPITALS	1	3	0	0	4

### CANUCKS

Power Play: 2-5 40.0% Penalty Killing: 3-4 75.0%

CANUCKS	GP	G	A	P	+/-	PIM	PP	SH
Alex Edler	1	2	1	3	3	0	1	0
Chris Higgins	1	2	0	2	1	0	1	0
Maxim Lapierre	1	2	0	2	3	0	0	0
Henrik Sedin	1	1	1	2	2	0	0	0
Kevin Bieksa	1	0	2	2	2	0	0	0
Dan Hamhuis	1	0	2	2	2	2	0	0
Ryan Kesler	1	0	2	2	E	2	0	0
David Booth	1	0	1	1	-1	0	0	0
Jannik Hansen	1	0	1	1	E	0	0	0
Manny Malhotra	1	0	1	1	-1	0	0	0
Sami Salo	1	0	1	1	1	2	0	0
Daniel Sedin	1	0	1	1	2	0	0	0
Dale Weise	1	0	1	1	1	0	0	0
Alex Burrows	1	0	0	0	2	0	0	0
Aaron Volpatti	1	0	0	0	1	0	0	0
Alexander Sulzer	1	0	0	0	E	2	0	0
Cody Hodgson	1	0	0	0	-1	0	0	0
Keith Ballard	1	0	0	0	-2	0	0	0

CANUCKS	GPI	MIN	W-L-O	GA	SA	SV	GAA	SV%
Roberto Luongo	1	60	1-0-0	4	32	28	4.01	.875

### LAST

### VANCOUVER

Last Home Win:	Oct. 29/11 (7-4)	WASHINGTON	Oct. 13/08 (5-1)
Last Road Win:	Jan. 14/11 (4-2)		Feb. 14/01 (4-3 OT)
Last Shutout:	Mar. 23/03		Mar. 12/96
	Alex Auld (6-0)		Jim Carey (9-0)
Last Tie Game:	Feb. 10/96 (4-4 @ Van)		
Last Shootout:	Oct. 27/06 (3-2 W @ VAN)		
Last Hat Trick:	Don Lever	Mike Gartner	
	Feb. 1/75	Feb. 20/87	
Most Goals:	7- Three times	9- Mar. 12/96	
		VAN 0 vs WSH 9	
Canucks in OT:	0-4-6		
Canucks in SO:	1-0		

### ATTENDANCE

18,890 Luongo/Vokoun, Neuvirth Henrik Sedin

SHOTS BY PERIOD	1st	2nd	3rd	OT	TOTAL
CANUCKS	17	14	12	0	43
CAPITALS	10	12	10	0	32

### CAPITALS

Power Play: 1-4 25.0% Penalty Killing: 3-5 60.0%

CAPITALS	GP	G	A	P	+/-	PIM	PP	SH
Alex Ovechkin	1	2	0	2	E	2	1	0
Nicklas Backstrom	1	0	2	2	E	0	0	0
Marcus Johansson	1	1	0	1	-1	0	0	0
Mike Knuble	1	1	0	1	-1	0	0	0
Troy Brouwer	1	0	1	1	1	2	0	0
John Carlson	1	0	1	1	-1	0	0	0
Dennis Wideman	1	0	1	1	1	0	0	0
Matt Hendricks	1	0	0	0	E	0	0	0
Mathieu Perreault	1	0	0	0	E	0	0	0
Jeff Schultz	1	0	0	0	E	0	0	0
Jason Chimera	1	0	0	0	-1	0	0	0
Roman Hamrlik	1	0	0	0	-1	0	0	0
Joel Ward	1	0	0	0	-1	2	0	0
Karl Alzner	1	0	0	0	-2	0	0	0
Sean Collins	1	0	0	0	-2	0	0	0
Jeff Halpern	1	0	0	0	-2	2	0	0
Brooks Laich	1	0	0	0	-2	0	0	0
Alexander Semin	1	0	0	0	-2	2	0	0

CAPITALS	GPI	MIN	W-L-O	GA	SA	SV	GAA	SV%
Tomas Vokoun	1	20	0-0-0	3	17	14	9.00	.824
Michal Neuvirth	1	40	0-1-0	4	26	22	6.00	.846



## 2011.12 SEASON SUMMARY

## 1 WIN

## 0 LOSSES

## 0 OT

### AT VANCOUVER

Mar. 8/12 Canucks 3 Jets 2

GOALS BY PERIOD	1st	2nd	3rd	OT	TOTAL
CANUCKS	0	1	2	-	3
JETS	0	1	1	-	2

### CANUCKS

Power Play: 0-1 0.0% Penalty Killing: 3-3 100.0%

CANUCKS	GP	G	A	P	+/-	PIM	PP	SH
Alex Edler	1	1	0	1	-1	2	0	0
Ryan Kesler	1	1	0	1	1	2	0	1
Samuel Pahlsson	1	1	0	1	1	0	0	0
Kevin Bieksa	1	0	1	1	1	0	0	0
Jannik Hansen	1	0	1	1	1	0	0	0
Chris Higgins	1	0	1	1	E	0	0	0
Sami Salo	1	0	1	1	1	0	0	0
Alex Burrows	1	0	0	0	1	0	0	0
Marc-Andre Gagnani	1	0	0	0	1	2	0	0
Mason Raymond	1	0	0	0	1	0	0	0
David Booth	1	0	0	0	E	0	0	0
Dan Hamhuis	1	0	0	0	E	0	0	0
Henrik Sedin	1	0	0	0	E	0	0	0
Daniel Sedin	1	0	0	0	E	0	0	0
Chris Tanev	1	0	0	0	E	0	0	0
Zack Kassian	1	0	0	0	-1	0	0	0
Maxim Lapierre	1	0	0	0	-1	0	0	0
Manny Malhotra	1	0	0	0	-1	0	0	0

CANUCKS	GPI	MIN	W-L-O	GA	SA	SV	GAA	SV%
Cory Schneider	1	60	1-0-0	2	32	30	2.00	.938

### ATTENDANCE GOALTENDER

18,890 Schneider/Pavelec Samuel Pahlsson

SHOTS BY PERIOD	1st	2nd	3rd	OT	TOTAL
CANUCKS	20	12	13	-	45
JETS	11	9	12	-	32

### JETS

Power Play: 0-3 0.0% Penalty Killing: 1-1 100.0%

JETS	GP	G	A	P	+/-	PIM	PP	SH
Kyle Wellwood	1	1	0	1	E	0	0	0
Blake Wheeler	1	1	0	1	-1	0	0	0
Evander Kane	1	0	1	1	1	0	0	0
Andrew Ladd	1	0	1	1	-3	0	0	0
Tanner Glass	1	0	0	0	1	0	0	0
Randy Jones	1	0	0	0	1	0	0	0
Mark Stuart	1	0	0	0	1	0	0	0
Nik Antropov	1	0	0	0	E	0	0	0
Alexander Burmistrov	1	0	0	0	E	0	0	0
Dustin Byfuglien	1	0	0	0	E	0	0	0
Antti Miettinen	1	0	0	0	E	0	0	0
Jim Slater	1	0	0	0	E	0	0	0
Tim Stapleton	1	0	0	0	E	0	0	0
Chris Thorburn	1	0	0	0	E	0	0	0
Grant Clitsome	1	0	0	0	-1	2	0	0
Tobias Enstrom	1	0	0	0	-1	0	0	0
Ron Hainsey	1	0	0	0	-1	0	0	0
Bryan Little	1	0	0	0	-2	0	0	0

JETS	GPI	MIN	W-L-O	GA	SA	SV	GAA	SV%
Ondrej Pavelec	1	59	0-1-0	3	45	42	3.06	.933

### LAST

	VANCOUVER	WINNIPEG
Last Home Win:	Mar. 8/12 (3-2)	Jan. 2/09 (4-3 SO)
Last Road Win:	Mar. 25/11 (3-1)	Feb. 13/04 (4-1)
Last Shutout:	Feb. 25/03	None
	Dan Cloutier (8-0)	
Last Tie Game:	Oct. 27/00 (1-1 @ VAN)	
Last Shootout:	Jan. 2/09 (3-4 L @ ATL)	
Last Hat Trick:	Daniel Sedin	Dean Sylvester
	Dec. 10/09	Nov. 22/99
Most Goals:	10 - Mar. 27/81	6 - Nov. 22/99
		VAN 3 @ ATL 6

Canucks in OT: 0-0-2

Canucks in SO: 0-1



# HISTORY



# 1970.71 SEASON RECORD

## EAST DIVISION FINISH

6th (56 Points)

## COACH

Hal Laycoe

## GM

Norman Robert Poile

## CAPTAIN

Orland Kurtenbach

## SCORING

Player	GP	G	A	PTS	PIM
Boudrias	77	25	41	66	16
Maki	78	25	38	63	99
Paement	78	34	28	62	152
M. Hall	77	21	38	59	22
Tallon	78	14	42	56	58
Kurtenbach	52	21	32	53	84
Corrigan	76	21	28	49	103
Cullen	70	12	21	33	42
Popiel	78	10	22	32	61
Taylor	56	11	16	27	53
Johnson	66	15	11	26	16
Wilkins	70	5	18	23	131
Quinn	76	2	11	13	149
Doak	77	2	10	12	112
Schmautz	26	5	5	10	14
Rizzuto	37	3	4	7	16
Seguin	25	0	5	5	46

Player	GP	G	A	PTS	PIM
Schella	38	0	5	5	58
Lunde	20	1	3	4	2
Hatoum	26	1	3	4	21
Wiste	23	1	2	3	0
Young	11	0	2	2	25
Reaume	27	0	2	2	4
Sly	31	0	2	2	10
Stewart	3	0	1	1	0
Hargreaves	7	0	1	1	33
Block	1	0	0	0	0
Cook	2	0	0	0	0
Arbour	13	0	0	0	12
Wilson	35	0	0	0	18

Goaltender	GPI	MIN	GA	SO	AVG	W-L-T
Gardner	18	922	52	0	3.38	6-8-1
Hodge	35	1,967	112	0	3.41	15-13-5
Wilson	35	1,791	128	0	4.28	3-25-2

## RESULTS

No	Date	Opponent	Score	Record
1	Oct. 9	Los Angeles	1-3 L	0-1-0
2	Oct. 11	Toronto	5-3 W	1-1-0
3	Oct. 12	@ St. Louis	1-4 L	1-2-0
4	Oct. 14	@ Chicago	2-8 L	1-3-0
5	Oct. 15	@ Philadelphia	4-5 L	1-4-0
6	Oct. 18	Boston	3-5 L	1-5-0
7	Oct. 20	California	2-1 W	2-5-0
8	Oct. 23	St. Louis	1-1 T	2-5-1
9	Oct. 25	Pittsburgh	1-1 T	2-5-2
10	Oct. 27	Buffalo	7-2 W	3-5-2
11	Oct. 31	@ Montreal	3-6 L	3-6-2
12	Nov. 4	@ Pittsburgh	3-8 L	3-7-2
13	Nov. 5	@ Buffalo	4-1 W	4-7-2
14	Nov. 7	Toronto	3-2 W	5-7-2
15	Nov. 10	@ Boston	3-6 L	5-8-2
16	Nov. 11	@ Toronto	4-2 W	6-8-2
17	Nov. 14	@ Minnesota	3-3 T	6-8-3
18	Nov. 15	@ Chicago	2-4 L	6-9-3
19	Nov. 17	Detroit	2-5 L	6-10-3
20	Nov. 20	Los Angeles	7-1 W	7-10-3
21	Nov. 21	@ Los Angeles	3-1 W	8-10-3
22	Nov. 24	Minnesota	3-2 W	9-10-3
23	Nov. 26	@ Detroit	2-4 L	9-11-3
24	Nov. 28	@ St. Louis	1-5 L	9-12-3
25	Nov. 29	@ Philadelphia	2-4 L	9-13-3
26	Dec. 1	Philadelphia	5-4 W	10-13-3
27	Dec. 5	@ Pittsburgh	1-3 L	10-14-3
28	Dec. 6	@ New York	1-4 L	10-15-3
29	Dec. 8	New York	4-1 W	11-15-3
30	Dec. 9	@ California	1-6 L	11-16-3
31	Dec. 12	California	5-2 W	12-16-3
32	Dec. 15	Philadelphia	3-2 W	13-16-3
33	Dec. 18	Montreal	3-4 L	13-17-3
34	Dec. 20	@ New York	1-5 L	13-18-3
35	Dec. 23	@ Toronto	2-7 L	13-19-3
36	Dec. 26	Chicago	2-4 L	13-20-3
37	Dec. 30	@ Los Angeles	4-1 W	14-20-3
38	Jan. 2	St. Louis	1-3 L	14-21-3
39	Jan. 6	@ Montreal	3-7 L	14-22-3

No	Date	Opponent	Score	Record
40	Jan. 7	@ Boston	4-6 L	14-23-3
41	Jan. 9	@ St. Louis	2-2 T	14-23-4
42	Jan. 12	New York	2-4 L	14-24-4
43	Jan. 16	Pittsburgh	3-4 L	14-25-4
44	Jan. 17	@ California	3-1 W	15-25-4
45	Jan. 20	Toronto	1-5 L	15-26-4
46	Jan. 23	@ Pittsburgh	1-4 L	15-27-4
47	Jan. 24	@ Detroit	3-7 L	15-28-4
48	Jan. 26	Chicago	3-3 T	15-28-5
49	Jan. 29	Minnesota	1-2 L	15-29-5
50	Jan. 31	Buffalo	1-6 L	15-30-5
51	Feb. 2	Montreal	2-5 L	15-31-5
52	Feb. 6	New York	4-5 L	15-32-5
53	Feb. 9	Buffalo	6-3 W	16-32-5
54	Feb. 12	Detroit	5-3 W	17-32-5
55	Feb. 14	@ Chicago	1-3 L	17-33-5
56	Feb. 16	Boston	5-4 W	18-33-5
57	Feb. 19	Philadelphia	2-3 L	18-34-5
58	Feb. 22	Montreal	3-3 T	18-34-6
59	Feb. 25	@ Boston	3-8 L	18-35-6
60	Feb. 27	@ Philadelphia	1-8 L	18-36-6
61	Feb. 28	@ New York	2-4 L	18-37-6
62	Mar. 3	@ Toronto	1-3 L	18-38-6
63	Mar. 6	@ Minnesota	1-3 L	18-39-6
64	Mar. 7	@ Buffalo	3-6 L	18-40-6
65	Mar. 9	@ Montreal	3-3 T	18-40-7
66	Mar. 11	Detroit	7-3 W	19-40-7
67	Mar. 13	Boston	3-6 L	19-41-7
68	Mar. 16	Chicago	4-7 L	19-42-7
69	Mar. 19	Pittsburgh	6-4 W	20-42-7
70	Mar. 21	Minnesota	3-6 L	20-43-7
71	Mar. 23	St. Louis	4-1 W	21-43-7
72	Mar. 25	@ Detroit	3-4 L	21-44-7
73	Mar. 26	@ Buffalo	1-3 L	21-45-7
74	Mar. 28	California	11-5 W	22-45-7
75	Mar. 30	@ Minnesota	2-1 W	23-45-7
76	Mar. 31	@ Los Angeles	2-2 T	23-45-8
77	Apr. 2	@ California	7-2 W	24-45-8
78	Apr. 4	Los Angeles	2-4 L	24-46-8



# 1971.72 SEASON RECORD

## EAST DIVISION FINISH

7th (48 Points)

## COACH

Hal Laycoe

## GM

Norman Robert Poile

## CAPTAIN

Orland Kurtenbach

## SCORING

Player	GP	G	A	PTS	PIM	Player	GP	G	A	PTS	PIM
Boudrias	78	27	34	61	26	Boddy	40	2	5	7	45
Kurtenbach	78	24	37	61	48	Wilkins	45	2	5	7	65
Guevremont	75	13	38	51	44	Corrigan	19	3	4	7	25
Balon VAN	56	19	19	38	21	Ward	71	2	4	6	4
	NYR	4	5	9	2	Lalonde	27	1	5	6	2
Maki	76	22	25	47	43	Quinn	57	2	3	5	63
Connelly VAN	53	14	20	34	12	Stewart	42	3	1	4	10
	STL	5	5	10	2	Johnson	11	1	3	4	0
Tallon	69	17	27	44	78	Speck	18	1	2	3	0
Paientment	69	10	19	29	117	Popiel	38	1	1	2	36
Kearns	73	3	26	29	59	Doak	5	0	1	1	23
Schmautz	60	12	13	25	82	Wilson	53	0	0	0	15
Taylor	69	9	13	22	88						
Lemieux	42	7	9	16	4						
Schella	77	2	13	15	166						
Hall	32	6	6	12	6						

Goaltender	GPI	MIN	GA	SO	AVG	W-L-T
Wilson	53	2,870	173	1	3.61	16-30-3
Dyck	12	573	35	0	3.66	1-6-2
Gardner	24	1,237	86	0	4.17	3-14-3

## RESULTS

No	Date	Opponent	Score	Record	No	Date	Opponent	Score	Record
1	Oct. 8	Toronto	2-3 L	0-1-0	40	Jan. 14	@ California	3-5 L	10-25-5
2	Oct. 10	Los Angeles	3-4 L	0-2-0	41	Jan. 15	California	4-3 W	11-25-5
3	Oct. 12	Philadelphia	3-2 W	1-2-0	42	Jan. 19	@ Pittsburgh	6-1 W	12-25-5
4	Oct. 15	@ California	9-6 W	2-2-0	43	Jan. 20	@ Buffalo	0-1 L	12-26-5
5	Oct. 16	Pittsburgh	1-2 L	2-3-0	44	Jan. 22	New York	5-2 W	13-26-5
6	Oct. 19	@ St. Louis	3-1 W	3-3-0	45	Jan. 27	@ Chicago	0-4 L	13-27-5
7	Oct. 20	@ Minnesota	0-7 L	3-4-0	46	Jan. 29	Toronto	5-2 W	14-27-5
8	Oct. 22	Montreal	0-6 L	3-5-0	47	Jan. 30	California	0-2 L	14-28-5
9	Oct. 24	Boston	3-4 L	3-6-0	48	Feb. 2	@ California	5-1 W	15-28-5
10	Oct. 27	@ Toronto	0-0 T	3-6-1	49	Feb. 4	Chicago	2-6 L	15-29-5
11	Oct. 28	@ Philadelphia	2-3 L	3-7-1	50	Feb. 6	Montreal	2-4 L	15-30-5
12	Oct. 30	Buffalo	4-4 T	3-7-2	51	Feb. 8	Philadelphia	1-3 L	15-31-5
13	Oct. 31	Chicago	6-2 W	4-7-2	52	Feb. 10	@ Boston	1-9 L	15-32-5
14	Nov. 5	Pittsburgh	4-2 W	5-7-2	53	Feb. 12	@ St. Louis	4-5 L	15-33-5
15	Nov. 6	New York	1-3 L	5-8-2	54	Feb. 13	@ Pittsburgh	4-6 L	15-34-5
16	Nov. 10	@ Pittsburgh	1-3 L	5-9-2	55	Feb. 15	New York	1-5 L	15-35-5
17	Nov. 11	@ Philadelphia	3-4 L	5-10-2	56	Feb. 18	St. Louis	5-2 W	16-35-5
18	Nov. 13	@ Toronto	2-2 T	5-10-3	57	Feb. 19	@ Los Angeles	3-5 L	16-36-5
19	Nov. 14	@ New York	1-6 L	5-11-3	58	Feb. 22	Boston	3-4 L	16-37-5
20	Nov. 17	@ Chicago	0-3 L	5-12-3	59	Feb. 24	@ Detroit	0-2 L	16-38-5
21	Nov. 18	@ Boston	0-5 L	5-13-3	60	Feb. 26	@ Toronto	1-7 L	16-39-5
22	Nov. 21	Detroit	2-2 T	5-13-4	61	Feb. 27	@ Chicago	3-3 T	16-39-6
23	Nov. 23	Minnesota	1-2 L	5-14-4	62	Feb. 29	@ Detroit	2-8 L	16-40-6
24	Nov. 27	Buffalo	5-2 W	6-14-4	63	Mar. 2	@ Boston	3-7 L	16-41-6
25	Nov. 30	Chicago	4-2 W	7-14-4	64	Mar. 4	@ Montreal	0-5 L	16-42-6
26	Dec. 4	@ Montreal	0-7 L	7-15-4	65	Mar. 5	@ New York	1-6 L	16-43-6
27	Dec. 5	@ New York	3-6 L	7-16-4	66	Mar. 8	Philadelphia	5-6 L	16-44-6
28	Dec. 7	St. Louis	2-1 W	8-16-4	67	Mar. 10	Buffalo	3-2 W	17-44-6
29	Dec. 11	Boston	2-6 L	8-17-4	68	Mar. 14	Pittsburgh	4-7 L	17-45-6
30	Dec. 14	Detroit	3-4 L	8-18-4	69	Mar. 16	@ Minnesota	2-6 L	17-46-6
31	Dec. 17	Montreal	2-6 L	8-19-4	70	Mar. 17	@ Buffalo	6-2 W	18-46-6
32	Dec. 19	@ Buffalo	1-5 L	8-20-4	71	Mar. 19	St. Louis	3-3 T	18-46-7
33	Dec. 22	@ Detroit	0-3 L	8-21-4	72	Mar. 21	Detroit	5-7 L	18-47-7
34	Dec. 26	California	6-2 W	9-21-4	73	Mar. 24	Toronto	5-3 W	19-47-7
35	Dec. 29	@ Los Angeles	1-3 L	9-22-4	74	Mar. 26	@ Philadelphia	1-4 L	19-48-7
36	Jan. 2	Los Angeles	3-6 L	9-23-4	75	Mar. 28	@ St. Louis	1-2 L	19-49-7
37	Jan. 5	@ Montreal	4-6 L	9-24-4	76	Mar. 29	@ Los Angeles	2-4 L	19-50-7
38	Jan. 8	@ Minnesota	5-1 W	10-24-4	77	Mar. 31	Los Angeles	4-4 T	19-50-8
39	Jan. 11	Minnesota	2-2 T	10-24-5	78	Apr. 2	Minnesota	4-1 W	20-50-8

# 1972-73 SEASON RECORD

## EAST DIVISION FINISH

7th (53 Points)

## COACH

Vic Stasiuk

## GM

Norman Robert Poile

## CAPTAIN

Orland Kurtenbach

## SCORING

Player	GP	G	A	PTS	PIM
Schmautz	77	38	33	71	137
Boudrias	77	30	40	70	24
Lemieux	78	17	35	52	41
Lalonde	77	20	27	47	32
Tannahill	78	22	21	43	21
Guevremont	78	16	26	42	46
Lever	78	12	26	38	49
Tallon	75	13	24	37	83
Wright	71	10	27	37	32
Kearns	72	4	33	37	51
O'Flaherty	78	13	17	30	29
Wilkins	76	11	17	28	133
Kurtenbach	47	9	19	28	38
Mair	NYI	49	2	11	13
	VAN	15	1	0	1

Player	GP	G	A	PTS	PIM	
Boddy	74	3	11	14	70	
Maki	26	3	10	13	6	
McSheffrey	33	4	4	8	10	
Hargreaves	59	1	6	7	72	
Wilcox	31	3	2	5	15	
Balon	57	3	2	5	22	
Wilson	43	0	1	1	6	
Homenuke	1	0	0	0	0	
Bullock	4	0	0	0	2	
Bolonchuk	15	0	0	0	6	
Goaltender	GPI	MIN	GA	SO	AVG	W-L-T
Wilson	43	2,432	159	1	3.94	13-21-5
Dyck	25	1,297	98	1	4.53	5-17-1
Bullock	14	840	67	0	4.79	3-8-3
McLelland	2	120	10	0	5.00	1-1-0

## RESULTS

No	Date	Opponent	Score	Record
1	Oct. 7	California	3-2 W	1-0-0
2	Oct. 11	@ NY Rangers	3-5 L	1-1-0
3	Oct. 12	@ Philadelphia	3-7 L	1-2-0
4	Oct. 14	@ Minnesota	3-3 T	1-2-1
5	Oct. 17	Chicago	6-3 W	2-2-1
6	Oct. 19	@ Buffalo	0-6 L	2-3-1
7	Oct. 21	@ Montreal	3-5 L	2-4-1
8	Oct. 22	@ Boston	5-4 W	3-4-1
9	Oct. 24	Pittsburgh	0-4 L	3-5-1
10	Oct. 28	Atlanta	1-2 L	3-6-1
11	Oct. 31	@ Los Angeles	1-4 L	3-7-1
12	Nov. 3	NY Islanders	7-2 W	4-7-1
13	Nov. 5	Boston	2-4 L	4-8-1
14	Nov. 8	@ NY Rangers	2-5 L	4-9-1
15	Nov. 11	@ Pittsburgh	4-3 W	5-9-1
16	Nov. 12	@ Atlanta	1-3 L	5-10-1
17	Nov. 14	Detroit	3-3 T	5-10-2
18	Nov. 17	Los Angeles	8-4 W	6-10-2
19	Nov. 19	Buffalo	9-5 W	7-10-2
20	Nov. 21	@ St. Louis	2-4 L	7-11-2
21	Nov. 22	@ Chicago	2-5 L	7-12-2
22	Nov. 24	Montreal	1-9 L	7-13-2
23	Nov. 26	Minnesota	1-3 L	7-14-2
24	Nov. 28	NY Rangers	2-1 W	8-14-2
25	Dec. 1	St. Louis	2-6 L	8-15-2
26	Dec. 5	Toronto	2-5 L	8-16-2
27	Dec. 7	@ Atlanta	2-5 L	8-17-2
28	Dec. 9	@ Toronto	5-5 T	8-17-3
29	Dec. 10	@ Detroit	3-3 T	8-17-4
30	Dec. 12	Chicago	1-5 L	8-18-4
31	Dec. 15	Montreal	2-4 L	8-19-4
32	Dec. 16	California	4-3 W	9-19-4
33	Dec. 20	@ Buffalo	3-6 L	9-20-4
34	Dec. 21	@ NY Islanders	4-4 T	9-20-5
35	Dec. 23	@ Detroit	1-5 L	9-21-5
36	Dec. 26	California	4-3 W	10-21-5
37	Dec. 29	Philadelphia	4-4 T	10-21-6
38	Dec. 30	NY Islanders	5-2 W	11-21-6
39	Jan. 1	Boston	2-8 L	11-22-6

No	Date	Opponent	Score	Record
40	Jan. 3	@ California	3-11 L	11-23-6
41	Jan. 6	@ Pittsburgh	2-4 L	11-24-6
42	Jan. 7	@ Atlanta	2-5 L	11-25-6
43	Jan. 9	St. Louis	3-0 W	12-25-6
44	Jan. 12	Detroit	1-7 L	12-26-6
45	Jan. 14	Montreal	0-3 L	12-27-6
46	Jan. 16	Toronto	6-4 W	13-27-6
47	Jan. 19	Los Angeles	0-4 L	13-28-6
48	Jan. 20	NY Rangers	3-4 L	13-29-6
49	Jan. 24	@ Chicago	3-3 T	13-29-7
50	Jan. 26	NY Islanders	5-1 W	14-29-7
51	Jan. 27	St. Louis	1-3 L	14-30-7
52	Feb. 1	@ Philadelphia	4-5 L	14-31-7
53	Feb. 3	@ Toronto	2-1 W	15-31-7
54	Feb. 4	@ Detroit	2-8 L	15-32-7
55	Feb. 6	@ St. Louis	1-5 L	15-33-7
56	Feb. 9	Philadelphia	5-10 L	15-34-7
57	Feb. 11	@ Minnesota	3-6 L	15-35-7
58	Feb. 13	@ Boston	3-7 L	15-36-7
59	Feb. 14	@ Pittsburgh	2-6 L	15-37-7
60	Feb. 16	Atlanta	5-0 W	16-37-7
61	Feb. 17	Detroit	2-2 T	16-37-8
62	Feb. 20	Boston	6-7 L	16-38-8
63	Feb. 22	@ Buffalo	1-3 L	16-39-8
64	Feb. 24	@ Montreal	3-7 L	16-40-8
65	Feb. 28	@ Toronto	2-7 L	16-41-8
66	Mar. 3	@ NY Islanders	3-9 L	16-42-8
67	Mar. 4	@ NY Rangers	4-3 W	17-42-8
68	Mar. 9	Buffalo	5-2 W	18-42-8
69	Mar. 10	Chicago	2-4 L	18-43-8
70	Mar. 14	@ California	5-2 W	19-43-8
71	Mar. 16	Los Angeles	4-2 W	20-43-8
72	Mar. 17	Pittsburgh	6-1 W	21-43-8
73	Mar. 21	@ Montreal	2-3 L	21-44-8
74	Mar. 22	@ Philadelphia	0-9 L	21-45-8
75	Mar. 25	Toronto	7-4 W	22-45-8
76	Mar. 27	@ Minnesota	3-4 L	22-46-8
77	Mar. 30	Minnesota	3-3 T	22-46-9
78	Mar. 31	@ Los Angeles	3-6 L	22-47-9

# 1973.74 SEASON RECORD

## EAST DIVISION FINISH

7th (59 Points)

## COACH

Bill McCreary

## GM

Hal Laycoe,  
Phil Maloney

## CAPTAIN

Orland Kurtenbach

## SCORING

Player	GP	G	A	PTS	PIM
Boudrias	78	16	59	75	18
Ververgaert	78	26	31	57	25
Lever	78	23	25	48	28
Schmautz	49	26	19	45	58
O'Flaherty	78	22	20	42	18
Guevremont	72	15	24	39	34
Dunn	68	11	22	33	76
Wilkins	78	3	28	31	123
Oddleifson	BOS 49	10	11	21	25
	VAN 21	3	5	8	19
Bordeleau	68	11	13	24	20
Dailey	76	7	17	24	143
Lemieux	72	5	17	22	23
Kurtenbach	52	8	13	21	30
Tannahill	33	8	12	20	4
Gould	BUF 30	4	2	6	2
	VAN 45	9	10	19	8
Kearns	52	4	13	17	30
McSheffrey	54	9	3	12	34
Boddy	53	2	10	12	59
Korab	31	4	7	11	64

Player		GP	G	A	PTS	PIM
Pratt	BUF	33	0	7	7	52
	VAN	45	3	8	11	44
Lalonde		36	3	4	7	18
Wright		20	3	3	6	11
Mair		6	1	3	4	0
Lampman	STL	15	1	0	1	0
	VAN	14	1	0	1	0
Seguin		1	1	0	1	0
McCord		3	0	0	0	6
Sobchuk		1	0	0	0	0
Folco		2	0	0	0	0
Gloor		2	0	0	0	0
L. Gould		2	0	0	0	0
Stone		2	0	0	0	0
O'Neil		5	0	0	0	0
Caron		10	0	0	0	2
Smith		65	0	0	0	47
Goaltender	GPI	MIN	GA	SO	AVG	W-L-T
Smith	65	3,632	208	3	3.44	20-33-8
Dyck	12	583	45	0	4.63	2-5-2
Caron	10	465	38	0	4.90	2-5-1

## RESULTS

No	Date	Opponent	Score	Record
1	Oct. 10	@ Boston	4-6 L	0-0-0
2	Oct. 13	@ Montreal	4-3 L	0-0-0
3	Oct. 14	@ Buffalo	3-1 W	1-0-0
4	Oct. 17	@ Chicago	0-5 L	1-3-0
5	Oct. 19	Philadelphia	2-1 W	2-3-0
6	Oct. 23	Atlanta	3-0 W	3-3-0
7	Oct. 26	Detroit	8-3 W	4-3-0
8	Oct. 30	NY Rangers	3-3 T	4-3-1
9	Nov. 2	St. Louis	1-3 L	4-4-1
10	Nov. 6	Buffalo	3-2 W	5-4-1
11	Nov. 9	Chicago	0-4 L	5-5-1
12	Nov. 11	@ Boston	2-4 L	5-6-1
13	Nov. 13	@ St. Louis	1-6 L	5-7-1
14	Nov. 14	@ Minnesota	3-6 L	5-8-1
15	Nov. 16	Toronto	3-3 T	5-8-2
16	Nov. 17	Philadelphia	2-2 T	5-8-3
17	Nov. 21	@ Pittsburgh	4-5 L	5-9-3
18	Nov. 23	@ Atlanta	1-4 L	5-10-3
19	Nov. 25	@ NY Rangers	0-5 L	5-11-3
20	Nov. 27	@ St. Louis	2-2 T	5-11-4
21	Nov. 30	Minnesota	4-5 L	5-12-4
22	Dec. 4	Los Angeles	2-3 L	5-13-4
23	Dec. 7	Atlanta	0-2 L	5-14-4
24	Dec. 8	Pittsburgh	3-2 W	6-14-4
25	Dec. 11	Montreal	2-2 T	6-14-5
26	Dec. 15	@ Boston	2-7 L	6-15-5
27	Dec. 16	@ Detroit	5-7 L	6-16-5
28	Dec. 18	@ NY Islanders	2-2 T	6-16-6
29	Dec. 20	@ Philadelphia	3-9 L	6-17-6
30	Dec. 22	@ Toronto	6-4 W	7-17-6
31	Dec. 23	@ Chicago	2-6 L	7-18-6
32	Dec. 26	California	6-4 W	8-18-6
33	Dec. 28	Minnesota	3-5 L	8-19-6
34	Dec. 29	NY Islanders	3-4 L	8-20-6
35	Jan. 1	Boston	2-2 T	8-20-7
36	Jan. 3	@ NY Islanders	2-3 L	8-21-7
37	Jan. 5	@ Montreal	3-5 L	8-22-7
38	Jan. 6	@ Buffalo	3-6 L	8-23-7
39	Jan. 8	St. Louis	1-3 L	8-24-7

No	Date	Opponent	Score	Record
40	Jan. 11	@ California	3-2 W	9-24-7
41	Jan. 12	NY Rangers	1-6 L	9-25-7
42	Jan. 15	Toronto	4-2 W	10-25-7
43	Jan. 18	Pittsburgh	2-6 L	10-26-7
44	Jan. 20	@ Chicago	2-7 L	10-27-7
45	Jan. 22	Philadelphia	2-3 L	10-28-7
46	Jan. 25	Minnesota	4-5 L	10-29-7
47	Jan. 27	@ Buffalo	3-2 W	11-29-7
48	Jan. 30	@ Detroit	7-3 W	12-29-7
49	Feb. 2	NY Islanders	2-2 T	12-29-8
50	Feb. 6	@ California	2-4 L	12-30-8
51	Feb. 9	Detroit	5-4 W	13-30-8
52	Feb. 10	Buffalo	5-2 W	14-30-8
53	Feb. 12	@ St. Louis	3-2 W	15-30-8
54	Feb. 13	@ Minnesota	3-3 T	15-30-9
55	Feb. 15	Boston	2-4 L	15-31-9
56	Feb. 16	NY Rangers	4-9 L	15-32-9
57	Feb. 19	@ Los Angeles	4-3 W	16-32-9
58	Feb. 21	@ Montreal	2-5 L	16-33-9
59	Feb. 23	@ Toronto	4-3 W	17-33-9
60	Feb. 26	@ NY Islanders	1-1 T	17-33-10
61	Feb. 27	@ NY Rangers	2-4 L	17-34-10
62	Mar. 2	@ Pittsburgh	1-6 L	17-35-10
63	Mar. 3	@ Atlanta	3-5 L	17-36-10
64	Mar. 8	Buffalo	2-4 L	17-37-10
65	Mar. 9	Chicago	4-4 T	17-37-11
66	Mar. 12	Detroit	1-2 L	17-38-11
67	Mar. 15	Atlanta	3-0 W	18-38-11
68	Mar. 16	Pittsburgh	6-8 L	18-39-11
69	Mar. 20	@ NY Rangers	7-5 W	19-39-11
70	Mar. 21	@ Philadelphia	1-3 L	19-40-11
71	Mar. 23	@ Los Angeles	0-5 L	19-41-11
72	Mar. 24	Toronto	3-2 W	20-41-11
73	Mar. 26	Montreal	3-4 L	20-42-11
74	Mar. 30	NY Islanders	4-2 W	21-42-11
75	Mar. 31	California	7-0 W	22-42-11
76	Apr. 3	@ California	4-1 W	23-42-11
77	Apr. 5	Los Angeles	5-2 W	24-42-11
78	Apr. 6	@ Los Angeles	1-1 L	24-43-11

# 1974.75 SEASON RECORD

## SMYTHE DIVISION FINISH

1st (86 Points)

## COACH

Phil Maloney

## GM

Phil Maloney

## CAPTAIN

Alternates Only

## SCORING

Player	GP	G	A	PTS	PIM
Boudrias	77	16	62	78	46
Lever	80	38	30	68	49
Gould	78	34	31	65	27
Ververgaert	57	19	32	51	25
Oddleifson	60	16	35	51	54
Bordeleau	67	17	31	48	21
Dailey	70	12	36	48	103
Lalonde	74	17	30	47	48
O'Flaherty	80	25	17	42	37
Monahan	79	14	20	34	51
Rocheport	76	18	11	29	2
Robitaille	69	12	15	27	20
Boddy	66	2	23	25	31
Meehan	57	10	15	25	4
DeMarco	PIT 8 VAN 61	2	1	3	4
Pratt	79	5	17	22	145
Grisdale	60	1	12	13	95

Player	GP	G	A	PTS	PIM
Kearns	49	1	11	12	31
Sedlbauer	26	3	4	7	17
Murray	ATL 42 VAN 13	3	3	6	22
Snepsts	27	1	2	3	30
Mair	2	0	1	1	0
Smith	72	0	1	1	33
Wilkins	7	0	1	1	6
Guevremont	2	0	0	0	0
Dunn	1	0	0	0	11
Wiley	1	0	0	0	0
Hurlburt	1	0	0	0	2
Wilcox	2	0	0	0	0
Lockett	25	0	0	0	2

Goaltender	GPI	MIN	GA	SO	AVG	W-L-T
Smith	72	3,828	197	6	3.09	32-24-9
Lockett	25	912	48	2	3.16	6-7-1
Bullock	1	60	4	0	4.00	0-1-0

## RESULTS

No	Date	Opponent	Score	Record
1	Oct. 9	Atlanta	3-3 T	0-0-1
2	Oct. 12	St. Louis	3-5 L	0-1-1
3	Oct. 15	@ St. Louis	6-4 W	1-1-1
4	Oct. 16	@ Minnesota	1-1 T	1-1-2
5	Oct. 19	@ Toronto	5-4 W	2-1-2
6	Oct. 20	@ NY Rangers	1-0 W	3-1-2
7	Oct. 22	Minnesota	2-3 L	3-2-2
8	Oct. 25	Kansas City	5-3 W	4-2-2
9	Oct. 26	Philadelphia	2-3 L	4-3-2
10	Oct. 29	Detroit	7-0 W	5-3-2
11	Nov. 1	Pittsburgh	7-4 W	6-3-2
12	Nov. 5	NY Rangers	2-1 W	7-3-2
13	Nov. 7	@ Kansas City	6-4 W	8-3-2
14	Nov. 9	@ Montreal	3-4 L	8-4-2
15	Nov. 10	@ Detroit	4-2 W	9-4-2
16	Nov. 12	Chicago	1-0 W	10-4-2
17	Nov. 15	Los Angeles	2-2 T	10-4-3
18	Nov. 16	Toronto	5-2 W	11-4-3
19	Nov. 19	St. Louis	6-3 W	12-4-3
20	Nov. 21	@ Philadelphia	4-3 W	13-4-3
21	Nov. 23	@ NY Islanders	3-3 T	13-4-4
22	Nov. 24	@ Boston	4-7 L	13-5-4
23	Nov. 26	@ Kansas City	3-4 L	13-6-4
24	Nov. 27	@ St. Louis	6-1 W	14-6-4
25	Nov. 30	NY Islanders	3-0 W	15-6-4
26	Dec. 3	Minnesota	6-5 W	16-6-4
27	Dec. 6	Atlanta	7-5 W	17-6-4
28	Dec. 8	@ Detroit	2-4 L	17-7-4
29	Dec. 10	California	3-0 W	18-7-4
30	Dec. 12	@ Buffalo	5-3 W	19-7-4
31	Dec. 14	@ Kansas City	2-2 T	19-7-5
32	Dec. 15	@ Chicago	2-4 L	19-8-5
33	Dec. 17	Washington	4-2 W	20-8-5
34	Dec. 20	Montreal	1-6 L	20-9-5
35	Dec. 22	@ California	6-4 W	21-9-5
36	Dec. 26	@ Los Angeles	1-5 L	21-10-5
37	Dec. 28	Boston	6-4 W	22-10-5
38	Jan. 1	Philadelphia	0-2 L	22-11-5
39	Jan. 4	@ Pittsburgh	3-4 L	22-12-5
40	Jan. 5	@ NY Rangers	2-6 L	22-13-5

No	Date	Opponent	Score	Record
41	Jan. 8	@ Toronto	4-6 L	22-14-5
42	Jan. 9	@ Boston	1-5 L	22-15-5
43	Jan. 12	@ Buffalo	1-5 L	22-16-5
44	Jan. 15	@ Chicago	1-2 L	22-17-5
45	Jan. 17	Buffalo	2-4 L	22-18-5
46	Jan. 18	NY Rangers	2-3 L	22-19-5
47	Jan. 23	@ Washington	3-2 W	23-19-5
48	Jan. 24	@ Atlanta	4-1 W	24-19-5
49	Jan. 26	Toronto	6-4 W	25-19-5
50	Jan. 28	Montreal	1-3 L	25-20-5
51	Feb. 1	Washington	5-2 W	26-20-5
52	Feb. 4	Pittsburgh	2-3 L	26-21-5
53	Feb. 7	Chicago	3-1 W	27-21-5
54	Feb. 11	Kansas City	4-0 W	28-21-5
55	Feb. 14	Detroit	5-4 W	29-21-5
56	Feb. 15	Atlanta	3-3 T	29-21-6
57	Feb. 18	Boston	1-3 L	29-22-6
58	Feb. 21	@ NY Islanders	4-1 W	30-22-6
59	Feb. 22	@ Minnesota	1-4 L	30-23-6
60	Feb. 26	@ Montreal	3-4 L	30-24-6
61	Feb. 27	@ Philadelphia	1-3 L	30-25-6
62	Mar. 1	@ Pittsburgh	3-7 L	30-26-6
63	Mar. 2	@ Washington	7-3 W	31-26-6
64	Mar. 4	@ Minnesota	4-6 L	31-27-6
65	Mar. 5	@ St. Louis	2-5 L	31-28-6
66	Mar. 7	Chicago	2-1 W	32-28-6
67	Mar. 8	NY Islanders	5-7 L	32-29-6
68	Mar. 11	Kansas City	3-3 T	32-29-7
69	Mar. 14	Buffalo	5-1 W	33-29-7
70	Mar. 16	@ Chicago	4-3 W	34-29-7
71	Mar. 18	@ NY Islanders	4-4 T	34-29-8
72	Mar. 19	@ NY Rangers	0-3 L	34-30-8
73	Mar. 21	@ Atlanta	4-12 L	34-31-8
74	Mar. 23	St. Louis	3-3 T	34-31-9
75	Mar. 25	Philadelphia	3-5 L	34-32-9
76	Mar. 28	Los Angeles	4-2 W	35-32-9
77	Mar. 29	@ Los Angeles	3-3 T	35-32-10
78	Apr. 1	California	7-0 W	36-32-10
79	Apr. 2	@ California	3-0 W	37-32-10
80	Apr. 4	Minnesota	4-1 W	38-32-10

# 1975.76 SEASON RECORD

## SMYTHE DIVISION FINISH

2nd (81 Points)

## COACH

Phil Maloney

## GM

Phil Maloney

## CAPTAIN

Andre Boudrias

## SCORING

Player	GP	G	A	PTS	PIM
Ververgaert	80	37	34	71	53
Lever	80	25	40	65	93
Oddleifson	80	16	46	62	88
Gould	70	32	27	59	16
Blight	74	25	31	56	29
Kearns	80	5	46	51	48
Lalonde	71	14	36	50	46
Dailey	67	15	24	39	119
O'Flaherty	68	20	18	38	47
Boudrias	71	7	31	38	10
Monahan	66	16	17	33	39
Sedlbauer	56	19	13	32	66
Robitaille	71	8	19	27	69
Snepsts	78	3	15	18	125
Bordeleau	48	5	12	17	6
Walton	10	8	8	16	9

Player	GP	G	A	PTS	PIM	
Boddy	34	5	6	11	33	
DeMarco	34	3	8	11	2	
Richardson	24	3	6	9	19	
Grisdale	38	2	6	8	54	
Murray	65	2	5	7	28	
Pratt	52	1	5	6	72	
Rocheffort	11	0	3	3	0	
Smith	51	0	1	1	24	
Gassoff	4	0	0	0	5	
Lockett	30	0	0	0	6	
Ridley	9	0	0	0	0	
Wiley	2	0	0	0	2	
<b>Goaltender</b>	<b>GPI</b>	<b>MIN</b>	<b>GA</b>	<b>SO</b>	<b>AVG</b>	<b>W-L-T</b>
Ridley	9	500	19	1	2.28	6-0-2
Lockett	30	1,436	83	0	3.47	7-8-7
Smith	51	2,864	167	2	3.50	20-24-6

## RESULTS

No	Date	Opponent	Score	Record
1	Oct. 8	@ Minnesota	3-2 W	1-0-0
2	Oct. 11	@ Kansas City	2-4 L	1-1-0
3	Oct. 12	@ Chicago	0-3 L	1-2-0
4	Oct. 14	Washington	7-2 W	2-2-0
5	Oct. 17	Los Angeles	3-5 L	2-3-0
6	Oct. 19	@ NY Rangers	1-8 L	2-4-0
7	Oct. 21	@ NY Islanders	5-5 T	2-4-1
8	Oct. 22	@ Toronto	2-3 L	2-5-1
9	Oct. 24	Minnesota	4-2 W	3-5-1
10	Oct. 28	Atlanta	2-3 L	3-6-1
11	Oct. 30	@ Buffalo	4-4 T	3-6-2
12	Nov. 1	@ St. Louis	3-3 T	3-6-3
13	Nov. 2	@ Chicago	1-6 L	3-7-3
14	Nov. 4	NY Rangers	2-4 L	3-8-3
15	Nov. 8	Boston	4-2 W	4-8-3
16	Nov. 11	Toronto	3-2 W	5-8-3
17	Nov. 15	NY Islanders	4-3 W	6-8-3
18	Nov. 18	@ Atlanta	2-2 T	6-8-4
19	Nov. 19	@ Washington	5-2 W	7-8-4
20	Nov. 22	Chicago	1-1 T	7-8-5
21	Nov. 25	Buffalo	5-0 W	8-8-5
22	Nov. 26	@ California	1-2 L	8-9-5
23	Nov. 29	@ Montreal	4-6 L	8-10-5
24	Nov. 30	@ Philadelphia	3-5 L	8-11-5
25	Dec. 3	Detroit	9-1 W	9-11-5
26	Dec. 5	Atlanta	2-6 L	9-12-5
27	Dec. 9	St. Louis	5-3 W	10-12-5
28	Dec. 14	@ Boston	2-3 L	10-13-5
29	Dec. 17	@ Kansas City	5-6 L	10-14-5
30	Dec. 19	Pittsburgh	5-1 W	11-14-5
31	Dec. 20	Montreal	2-2 T	11-14-6
32	Dec. 27	@ St. Louis	2-4 L	11-15-6
33	Dec. 28	@ Detroit	3-2 W	12-15-6
34	Dec. 30	Kansas City	5-2 W	13-15-6
35	Jan. 2	Boston	4-4 T	13-15-7
36	Jan. 4	@ Detroit	4-3 W	14-15-7
37	Jan. 6	@ Washington	5-3 W	15-15-7
38	Jan. 8	@ Buffalo	5-8 L	15-16-7
39	Jan. 10	@ Pittsburgh	3-3 T	15-16-8
40	Jan. 11	@ Atlanta	2-5 L	15-17-8

No	Date	Opponent	Score	Record
41	Jan. 14	NY Rangers	5-1 W	16-17-8
42	Jan. 16	Chicago	1-2 L	16-18-8
43	Jan. 17	California	3-5 L	16-19-8
44	Jan. 21	@ Minnesota	1-5 L	16-20-8
45	Jan. 23	Minnesota	8-3 W	17-20-8
46	Jan. 24	Toronto	5-5 T	17-20-9
47	Jan. 27	Montreal	2-2 T	17-20-10
48	Jan. 30	Washington	4-2 W	18-20-10
49	Feb. 1	@ Chicago	3-2 W	19-20-10
50	Feb. 3	Buffalo	2-1 W	20-20-10
51	Feb. 5	@ Philadelphia	1-6 L	20-21-10
52	Feb. 6	@ St. Louis	3-5 L	20-22-10
53	Feb. 8	Pittsburgh	3-7 L	20-23-10
54	Feb. 10	NY Islanders	3-2 W	21-23-10
55	Feb. 12	@ Montreal	6-4 W	22-23-10
56	Feb. 14	@ Toronto	4-3 W	23-23-10
57	Feb. 17	Philadelphia	2-2 T	23-23-11
58	Feb. 18*	Philadelphia	4-6 L	23-24-11
59	Feb. 20	Minnesota	7-0 W	24-24-11
60	Feb. 21	St. Louis	5-4 W	25-24-11
61	Feb. 24	Chicago	1-4 L	25-25-11
62	Feb. 28	@ Pittsburgh	4-5 L	25-26-11
63	Feb. 29	@ Boston	3-5 L	25-27-11
64	Mar. 3	@ NY Rangers	3-3 T	25-27-12
65	Mar. 4	@ NY Islanders	3-3 T	25-27-13
66	Mar. 6	@ Kansas City	5-3 W	26-27-13
67	Mar. 7	@ Minnesota	4-3 W	27-27-13
68	Mar. 9	@ Los Angeles	1-6 L	27-28-13
69	Mar. 10	Kansas City	3-1 W	28-28-13
70	Mar. 13	NY Rangers	3-7 L	28-29-13
71	Mar. 16	Detroit	4-2 W	29-29-13
72	Mar. 18	@ Philadelphia	2-3 L	29-30-13
73	Mar. 19	@ Atlanta	2-2 T	29-30-14
74	Mar. 21	St. Louis	2-5 L	29-31-14
75	Mar. 23	NY Islanders	5-2 W	30-31-14
76	Mar. 26	Los Angeles	4-3 W	31-31-14
77	Mar. 27	@ Los Angeles	3-7 L	31-32-14
78	Mar. 30	California	4-4 T	31-32-15
79	Apr. 2	@ California	5-0 W	32-32-15
80	Apr. 4	Kansas City	5-2 W	33-32-15

\*Ppd. from Dec. 12

# 1976.77 SEASON RECORD

## SMYTHE DIVISION FINISH

4th (63 Points)

## COACH

Phil Maloney  
Orland Kurtenbach

## GM

Phil Maloney

## CAPTAIN

Chris Oddleifson

## SCORING

Player	GP	G	A	PTS	PIM
Blight	78	28	40	68	32
Kearns	80	5	55	60	60
Lever	80	27	30	57	28
Ververgaert	79	27	18	45	38
Monahan	VAN 76	18	26	44	48
	TOR 1	0	0	0	0
Graves	ATL 25	8	5	13	17
	VAN 54	10	20	30	17
Oddleifson	80	14	26	40	81
Sedlbauer	70	18	20	38	29
Sanderson	STL 32	8	13	21	26
	VAN 16	7	9	16	30
Lalonde	68	17	15	32	39
Walton	40	7	24	31	32
O'Flaherty	72	12	12	24	20
Goodenough	PHI 32	4	13	17	21
	VAN 30	2	4	6	27
Snepts	79	4	18	22	149
Dailey	44	4	16	20	52
Spruce	51	9	6	15	37
Carriere	ATL 25	2	3	5	16
	VAN 49	1	9	10	55

Player	GP	G	A	PTS	PIM	
J. Gould	25	7	8	15	2	
Ralph Stewart	34	6	8	14	4	
McIlhargey	PHI 40	2	1	3	164	
	VAN 21	1	7	8	61	
Gasoff	37	6	4	10	35	
Wiley	34	4	6	10	4	
Robitaille	40	0	9	9	21	
Fortier	58	1	3	4	125	
Grisdale	20	0	2	2	20	
Maniago	47	0	1	1	0	
Bullock	1	0	0	0	0	
Manno	2	0	0	0	0	
Flockhart	5	0	0	0	0	
Murray	12	0	0	0	6	
Ridley	37	0	0	0	4	
Goaltender	GPI	MIN	GA	SO	AVG	W-L-T
Maniago	47	2,699	151	1	3.36	17-21-9
Ridley	37	2,074	134	0	3.88	8-21-4
Bullock	1	27	3	0	6.67	0-0-0

## RESULTS

No	Date	Opponent	Score	Record
1	Oct. 6	@ Pittsburgh	5-9 L	0-1-0
2	Oct. 9	@ Montreal	0-3 L	0-2-0
3	Oct. 10	@ Chicago	1-5 L	0-3-0
4	Oct. 13	Washington	4-1 W	1-3-0
5	Oct. 16	St. Louis	3-6 L	1-4-0
6	Oct. 19	@ NY Islanders	1-6 L	1-5-0
7	Oct. 20	@ Buffalo	0-4 L	1-6-0
8	Oct. 22	@ Atlanta	5-3 W	2-6-0
9	Oct. 24	@ NY Rangers	5-4 W	3-6-0
10	Oct. 26	@ St. Louis	2-5 L	3-7-0
11	Oct. 28	Cleveland	3-1 W	4-7-0
12	Oct. 30	Atlanta	3-3 T	4-7-1
13	Nov. 1	NY Islanders	2-3 L	4-8-1
14	Nov. 3	NY Rangers	1-6 L	4-9-1
15	Nov. 5	Los Angeles	4-1 W	5-9-1
16	Nov. 7	@ Boston	1-3 L	5-10-1
17	Nov. 9	@ Washington	2-4 L	5-11-1
18	Nov. 11	@ Philadelphia	4-6 L	5-12-1
19	Nov. 13	Toronto	0-3 L	5-13-1
20	Nov. 17	Buffalo	2-3 L	5-14-1
21	Nov. 19	NY Islanders	4-6 L	5-15-1
22	Nov. 22	NY Rangers	2-3 L	5-16-1
23	Nov. 24	@ Buffalo	4-4 T	5-16-2
24	Nov. 25	@ Boston	2-4 L	5-17-2
25	Nov. 27	Chicago	4-3 W	6-17-2
26	Dec. 1	Detroit	2-5 L	6-18-2
27	Dec. 3	@ Colorado	2-3 L	6-19-2
28	Dec. 5	@ Chicago	4-2 W	7-19-2
29	Dec. 7	@ Washington	3-4 L	7-20-2
30	Dec. 8	@ Toronto	4-3 W	8-20-2
31	Dec. 11	Colorado	4-4 T	8-20-3
32	Dec. 14	Buffalo	3-6 L	8-21-3
33	Dec. 16	@ Detroit	3-7 L	8-22-3
34	Dec. 18	@ Minnesota	3-1 W	9-22-3
35	Dec. 20	Montreal	4-5 L	9-23-3
36	Dec. 22	@ Los Angeles	3-2 W	10-23-3
37	Dec. 23	St. Louis	2-4 L	10-24-3
38	Dec. 27	Philadelphia	1-5 L	10-25-3
39	Dec. 29	Boston	1-8 L	10-26-3
40	Jan. 1	@ NY Islanders	5-1 W	11-26-3

No	Date	Opponent	Score	Record
41	Jan. 2	@ NY Rangers	3-5 L	11-27-3
42	Jan. 4	@ Pittsburgh	2-2 T	11-27-4
43	Jan. 5	@ Atlanta	1-4 L	11-28-4
44	Jan. 7	@ Cleveland	4-8 L	11-29-4
45	Jan. 8	@ St. Louis	5-2 W	12-29-4
46	Jan. 12	Minnesota	5-3 W	13-29-4
47	Jan. 15	Cleveland	2-4 L	13-30-4
48	Jan. 19	Pittsburgh	0-3 L	13-31-4
49	Jan. 21	Toronto	1-3 L	13-32-4
50	Jan. 23	NY Rangers	6-2 W	14-32-4
51	Jan. 27	Chicago	1-1 T	14-32-5
52	Jan. 29	Minnesota	4-3 W	15-32-5
53	Feb. 3	Montreal	4-6 L	15-33-5
54	Feb. 5	@ Minnesota	5-5 T	15-33-6
55	Feb. 6	@ Detroit	2-3 L	15-34-6
56	Feb. 9	@ Montreal	0-6 L	15-35-6
57	Feb. 11	Pittsburgh	3-2 W	16-35-6
58	Feb. 14	NY Islanders	1-2 L	16-36-6
59	Feb. 16	Boston	3-7 L	16-37-6
60	Feb. 19	Atlanta	5-1 W	17-37-6
61	Feb. 21	St. Louis	0-4 L	17-38-6
62	Feb. 24	@ Los Angeles	2-2 T	17-38-7
63	Feb. 26	@ Minnesota	0-3 L	17-39-7
64	Feb. 27	@ Chicago	4-3 W	18-39-7
65	Mar. 2	@ Atlanta	2-1 W	19-39-7
66	Mar. 3	@ Philadelphia	2-5 L	19-40-7
67	Mar. 5	@ Toronto	4-4 T	19-40-8
68	Mar. 9	Washington	5-2 W	20-40-8
69	Mar. 10	Chicago	5-0 W	21-40-8
70	Mar. 12	Colorado	2-2 T	21-40-9
71	Mar. 13	@ Colorado	6-2 W	22-40-9
72	Mar. 15	Detroit	7-1 W	23-40-9
73	Mar. 19	@ St. Louis	4-4 T	23-40-10
74	Mar. 20	@ Colorado	4-1 W	24-40-10
75	Mar. 22	Philadelphia	4-4 T	24-40-11
76	Mar. 25	@ Cleveland	4-4 T	24-40-12
77	Mar. 26	@ Philadelphia	3-9 L	24-41-12
78	Mar. 29	Los Angeles	3-3 T	24-41-13
79	Apr. 1	Colorado	3-6 L	24-42-13
80	Apr. 3	Minnesota	6-3 W	25-42-13



# 1977.78 SEASON RECORD

## SMYTHE DIVISION FINISH

3rd (57 Points)

## COACH

Orland Kurtenbach

## GM

Jake Milford

## CAPTAIN

Don Lever

## SCORING

Player	GP	G	A	PTS	PIM
Walton	65	29	37	66	30
Blight	80	25	38	63	33
Vervegaert	80	21	33	54	23
Lever	75	17	32	49	58
Martin	CHI 7	1	1	2	0
	VAN 67	15	31	46	36
Graves	80	21	26	47	18
Kearns	80	4	43	47	27
Gillis	79	23	18	41	35
Oddleifson	78	17	22	39	64
Sedlbauer	62	18	12	30	25
Monahan	67	10	19	29	28
Alexander	32	8	18	26	6
Snepsts	75	4	16	20	118
Manno	49	5	14	19	29
O'Flaherty	59	6	11	17	15
Gassoff	47	9	6	15	70
Grisdale	42	0	9	9	47
McIlhargey	69	3	5	8	172

Player	GP	G	A	PTS	PIM	
Kannegiesser	42	1	7	8	36	
Goodenough	42	1	6	7	28	
Ralph Stewart	16	2	3	5	0	
McCarthy	PHI 22	1	2	3	21	
	VAN 1	0	0	0	0	
Carriere	7	0	3	3	11	
Callander	PHI 15	2	1	3	5	
	VAN 17	2	0	2	2	
Flockhart	24	0	1	1	12	
Ridley	40	0	1	1	9	
Veysey	1	0	0	0	0	
Bannerman	1	0	0	0	0	
Hanlon	4	0	0	0	2	
Maniago	46	0	0	0	18	
Goaltender	GPI	MIN	GA	SO	AVG	W-L-T
Bannerman	1	20	0	0	0.00	0-0-0
Hanlon	4	200	9	0	2.70	1-2-1
Maniago	46	2,570	172	1	4.02	10-24-8
Ridley	40	2,010	136	0	4.06	9-17-8

## RESULTS

No	Date	Opponent	Score	Record
1	Oct. 12	@ NY Rangers	3-6 L	0-1-0
2	Oct. 14	@ Colorado	4-4 T	0-1-1
3	Oct. 15	@ Minnesota	5-3 W	1-1-1
4	Oct. 18	Detroit	3-2 W	2-1-1
5	Oct. 23	Boston	3-3 T	2-1-2
6	Oct. 25	Los Angeles	3-1 W	3-1-2
7	Oct. 27	NY Islanders	2-3 L	3-2-2
8	Oct. 29	Colorado	2-6 L	3-3-2
9	Nov. 2	Toronto	1-5 L	3-4-2
10	Nov. 4	NY Rangers	1-5 L	3-5-2
11	Nov. 6	@ Philadelphia	2-3 L	3-6-2
12	Nov. 8	@ Colorado	2-6 L	3-7-2
13	Nov. 9	@ St. Louis	6-8 L	3-8-2
14	Nov. 11	Minnesota	4-2 W	4-8-2
15	Nov. 15	Cleveland	5-4 W	5-8-2
16	Nov. 17	@ Boston	4-4 T	5-8-3
17	Nov. 19	@ NY Islanders	2-9 L	5-9-3
18	Nov. 20	@ NY Rangers	3-0 W	6-9-3
19	Nov. 22	Pittsburgh	3-3 T	6-9-4
20	Nov. 26	Chicago	2-2 T	6-9-5
21	Nov. 29	Philadelphia	0-3 L	6-10-5
22	Dec. 2	Atlanta	3-2 W	7-10-5
23	Dec. 4	@ Chicago	6-2 W	8-10-5
24	Dec. 6	@ Washington	5-2 W	9-10-5
25	Dec. 7	@ Atlanta	2-2 T	9-10-6
26	Dec. 10	@ Montreal	2-7 L	9-11-6
27	Dec. 11	@ Buffalo	0-3 L	9-12-6
28	Dec. 13	Washington	3-1 W	10-12-6
29	Dec. 17	Buffalo	5-5 T	10-12-7
30	Dec. 19	@ Los Angeles	2-3 L	10-13-7
31	Dec. 20	Atlanta	2-2 T	10-13-8
32	Dec. 23	Minnesota	5-7 L	10-14-8
33	Dec. 27	NY Islanders	2-4 L	10-15-8
34	Dec. 30	Colorado	2-2 T	10-15-9
35	Jan. 1	@ Chicago	3-2 W	11-15-9
36	Jan. 3	@ NY Islanders	1-4 L	11-16-9
37	Jan. 4	@ Pittsburgh	3-8 L	11-17-9
38	Jan. 6	@ Cleveland	1-6 L	11-18-9
39	Jan. 7	@ Toronto	4-6 L	11-19-9
40	Jan. 11	St. Louis	6-4 W	12-19-9

No	Date	Opponent	Score	Record
41	Jan. 14	Colorado	3-3 T	12-19-10
42	Jan. 17	NY Rangers	4-5 L	12-20-10
43	Jan. 19	Toronto	3-3 T	12-20-11
44	Jan. 21	@ Montreal	1-8 L	12-21-11
45	Jan. 22	@ Buffalo	2-2 T	12-21-12
46	Jan. 26	Philadelphia	2-6 L	12-22-12
47	Jan. 28	St. Louis	8-3 W	13-22-12
48	Jan. 31	Washington	4-2 W	14-22-12
49	Feb. 2	Montreal	4-4 T	14-22-13
50	Feb. 4	Chicago	1-5 L	14-23-13
51	Feb. 7	Atlanta	2-4 L	14-24-13
52	Feb. 9	@ Philadelphia	2-5 L	14-25-13
53	Feb. 11	@ Minnesota	2-3 L	14-26-13
54	Feb. 12	@ Detroit	3-8 L	14-27-13
55	Feb. 14	@ Washington	4-2 W	15-27-13
56	Feb. 15	@ NY Rangers	3-6 L	15-28-13
57	Feb. 17	@ Cleveland	2-3 L	15-29-13
58	Feb. 18	@ St. Louis	3-4 L	15-30-13
59	Feb. 22	Boston	4-6 L	15-31-13
60	Feb. 25	Minnesota	5-1 W	16-31-13
61	Feb. 27	Cleveland	3-3 T	16-31-14
62	Mar. 1	Chicago	3-2 W	17-31-14
63	Mar. 4	@ Toronto	3-4 L	17-32-14
64	Mar. 5	@ Boston	3-6 L	17-33-14
65	Mar. 7	@ NY Islanders	2-5 L	17-34-14
66	Mar. 8	@ Atlanta	3-8 L	17-35-14
67	Mar. 11	@ Pittsburgh	3-1 W	18-35-14
68	Mar. 12	@ Detroit	4-4 T	18-35-15
69	Mar. 15	Pittsburgh	7-4 W	19-35-15
70	Mar. 17	@ Colorado	1-3 L	19-36-15
71	Mar. 18	Detroit	4-5 L	19-37-15
72	Mar. 20	Montreal	1-5 L	19-38-15
73	Mar. 24	Buffalo	2-2 T	19-38-16
74	Mar. 26	@ Chicago	3-4 L	19-39-16
75	Mar. 28	@ Minnesota	4-9 L	19-40-16
76	Mar. 29	@ St. Louis	1-3 L	19-41-16
77	Mar. 31	Philadelphia	2-3 L	19-42-16
78	Apr. 4	St. Louis	3-2 W	20-42-16
79	Apr. 7	Los Angeles	5-5 T	20-42-17
80	Apr. 8	@ Los Angeles	3-5 L	20-43-17

# 1978.79 SEASON RECORD

## SMYTHE DIVISION FINISH

2nd (63 Points)

## COACH

Harry Neale

## GM

Jake Milford

## CAPTAIN

Don Lever, Kevin McCarthy

## SCORING

Player	GP	G	A	PTS	PIM
Sedlbauer	79	40	16	56	26
Gradin	76	20	31	51	22
Lever	71	23	21	44	17
Smyl	62	14	24	38	89
Oddleifson	67	11	26	37	51
Fraser	78	16	19	35	116
Kearns	78	3	31	34	28
Snepsts	76	7	24	31	130
Martin	64	12	14	26	24
Graves	62	11	15	26	14
Ververgaert	35	9	17	26	13
Gillis	78	13	12	25	33
Manno	52	5	16	21	42
Lindgren	64	2	19	21	68
Blight	56	5	10	15	16
Eriksson	35	2	12	14	4
Goodenough	36	4	9	13	18

Player	GP	G	A	PTS	PIM	
Gassoff	34	4	7	11	53	
Derlago	9	4	4	8	2	
Tudor	24	4	4	8	19	
Kozak	28	2	5	7	30	
McIlhargey	53	2	4	6	129	
Callander	32	4	1	5	7	
Grisdale	41	0	3	3	54	
Flockhart	14	1	1	2	0	
Zetterstrom	14	0	1	1	2	
Wilson	17	0	1	1	0	
Hanlon	31	0	1	1	30	
Bromley	38	0	1	1	6	
Smith	2	0	0	0	2	
Goaltender	GPI	MIN	GA	SO	AVG	W-L-T
Hanlon	31	1821	94	3	3.10	12-13-5
Bromley	38	2,144	136	2	3.81	11-19-6
Wilson	17	835	58	0	4.17	2-10-2

## RESULTS

No	Date	Opponent	Score	Record
1	Oct. 11	Colorado	8-2 W	1-0-0
2	Oct. 13	St. Louis	8-4 W	2-0-0
3	Oct. 15	@ Chicago	3-3 T	2-0-1
4	Oct. 17	@ St. Louis	6-8 L	2-1-1
5	Oct. 18	@ Minnesota	2-7 L	2-2-1
6	Oct. 20	Boston	1-5 L	2-3-1
7	Oct. 22	Buffalo	3-2 W	3-3-1
8	Oct. 25	@ NY Rangers	2-6 L	3-4-1
9	Oct. 28	@ NY Islanders	2-5 L	3-5-1
10	Oct. 29	@ Philadelphia	5-2 W	4-5-1
11	Nov. 1	@ Chicago	1-0 W	5-5-1
12	Nov. 3	Toronto	1-3 L	5-6-1
13	Nov. 5	NY Rangers	2-5 L	5-7-1
14	Nov. 7	@ Atlanta	2-4 L	5-8-1
15	Nov. 8	@ Detroit	6-4 W	6-8-1
16	Nov. 10	Minnesota	2-3 L	6-9-1
17	Nov. 12	Philadelphia	0-4 L	6-10-1
18	Nov. 16	Pittsburgh	3-6 L	6-11-1
19	Nov. 18	Montreal	2-4 L	6-12-1
20	Nov. 21	Chicago	5-2 W	7-12-1
21	Nov. 23	@ Colorado	7-2 W	8-12-1
22	Nov. 25	NY Islanders	2-5 L	8-13-1
23	Nov. 28	@ St. Louis	6-3 W	9-13-1
24	Nov. 29	@ Chicago	1-1 T	9-13-2
25	Dec. 1	Detroit	2-1 W	10-13-2
26	Dec. 5	Atlanta	3-0 W	11-13-2
27	Dec. 7	Chicago	4-2 W	12-13-2
28	Dec. 9	Washington	5-7 L	12-14-2
29	Dec. 12	@ Boston	3-7 L	12-15-2
30	Dec. 13	@ Toronto	1-5 L	12-16-2
31	Dec. 16	@ Pittsburgh	5-6 L	12-17-2
32	Dec. 17	@ Buffalo	3-6 L	12-18-2
33	Dec. 19	@ Minnesota	3-5 L	12-19-2
34	Dec. 20	@ Detroit	2-7 L	12-20-2
35	Dec. 23	Los Angeles	2-0 W	13-20-2
36	Dec. 28	Buffalo	3-3 T	13-20-3
37	Dec. 30	@ Los Angeles	0-4 L	13-21-3
38	Jan. 2	@ NY Islanders	0-9 L	13-22-3
39	Jan. 3	@ Pittsburgh	5-3 W	14-22-3
40	Jan. 5	@ NY Rangers	4-6 L	14-23-3

No	Date	Opponent	Score	Record
41	Jan. 6	@ Montreal	0-2 L	14-24-3
42	Jan. 8	@ Toronto	5-1 W	15-24-3
43	Jan. 11	St. Louis	4-3 W	16-24-3
44	Jan. 13	@ St. Louis	3-3 T	16-24-4
45	Jan. 14	@ Washington	3-5 L	16-25-4
46	Jan. 16	Montreal	2-2 T	16-25-5
47	Jan. 19	Toronto	3-3 T	16-25-6
48	Jan. 24	Chicago	0-5 L	16-26-6
49	Jan. 26	St. Louis	4-1 W	17-26-6
50	Jan. 27	@ Colorado	2-2 T	17-26-7
51	Jan. 30	NY Rangers	3-5 L	17-27-7
52	Feb. 1	@ Atlanta	1-4 L	17-28-7
53	Feb. 3	@ Washington	5-1 W	18-28-7
54	Feb. 4	@ Boston	1-6 L	18-29-7
55	Feb. 13	@ St. Louis	3-3 T	18-29-8
56	Feb. 14	@ Minnesota	1-8 L	18-30-8
57	Feb. 17	NY Islanders	3-5 L	18-31-8
58	Feb. 20	Philadelphia	3-3 T	18-31-9
59	Feb. 22	Colorado	0-3 W	19-31-9
60	Feb. 24	Boston	3-4 L	19-32-9
61	Feb. 26	@ Los Angeles	0-2 L	19-33-9
62	Feb. 28	Chicago	4-4 T	19-33-10
63	Mar. 2	Washington	2-6 L	19-34-10
64	Mar. 4	Los Angeles	2-3 L	19-35-10
65	Mar. 7	@ Toronto	0-2 L	19-36-10
66	Mar. 8	@ Montreal	1-11 L	19-37-10
67	Mar. 10	Colorado	1-3 L	19-38-10
68	Mar. 13	Pittsburgh	3-9 L	19-39-10
69	Mar. 15	@ Buffalo	2-4 L	19-40-10
70	Mar. 16	@ Colorado	4-1 W	20-40-10
71	Mar. 18	Atlanta	2-1 W	21-40-10
72	Mar. 21	St. Louis	1-1 T	21-40-11
73	Mar. 23	Buffalo	3-4 L	21-41-11
74	Mar. 25	Minnesota	2-1 W	22-41-11
75	Mar. 27	Detroit	5-2 W	23-41-11
76	Mar. 29	@ Philadelphia	0-5 L	23-42-11
77	Mar. 31	@ Colorado	2-0 W	24-42-11
78	Apr. 1	@ Chicago	2-2 T	24-42-12
79	Apr. 3	Colorado	2-1 W	25-42-12
80	Apr. 6	Minnesota	2-2 T	25-42-13

# 1979.80 SEASON RECORD

## SMYTHE DIVISION FINISH

3rd (70 Points)

## COACH

Harry Neale

## GM

Jake Milford

## CAPTAIN

Kevin McCarthy

## SCORING

Player	GP	G	A	PTS	PIM
Smyl	77	31	47	78	204
Gradin	80	30	45	75	22
Boldirev	ATL 52	16	24	40	20
	VAN 27	16	11	27	14
Williams	TOR 55	22	18	40	197
	VAN 23	8	5	13	81
McCarthy	79	15	30	45	70
Fraser	78	17	25	42	143
Lever	51	21	17	38	32
Lindgren	73	5	30	35	66
Derlago	54	11	15	26	27
Brasar	MIN 22	1	14	15	0
	VAN 48	9	10	19	7
Gillis	67	13	17	30	108
Rota	ATL 44	10	8	18	49
	VAN 26	5	6	11	29
Oddleifson	75	8	20	28	76
Snepsts	79	3	20	23	202
Vaive	47	13	8	21	111
Butler	TOR 55	7	8	15	29
	VAN 23	4	4	8	21
Sedlbauer	32	10	4	14	7
Holt	22	1	3	4	80
Smith	19	1	3	4	50

Player	GP	G	A	PTS	PIM	
Manery	21	2	1	3	15	
McIlhargey	24	0	2	2	41	
Lupul	51	9	11	20	24	
Ashton	47	5	14	19	11	
Kearns	67	1	18	19	24	
Blight	33	12	6	18	54	
Manno	40	3	14	17	14	
Hughes	52	2	11	13	181	
Logan	CHI 12	2	3	5	34	
	VAN 33	1	5	6	109	
Callander	4	1	1	2	0	
Goodenough	5	0	2	2	2	
Hubick	5	0	1	1	0	
Minor	5	0	1	1	2	
Affleck	5	0	1	1	0	
Hanlon	57	0	1	1	43	
Hazlett	1	0	0	0	0	
Tudor	2	0	0	0	0	
Bromley	15	0	0	0	2	
Goaltender	GPI	MIN	GA	SO	AVG	W-L-T
Bromley	15	860	43	1	3.00	8-2-4
Hanlon	57	3,341	193	0	3.47	17-19-0
Ridley	10	559	39	0	3.91	2-6-2

## RESULTS

No	Date	Opponent	Score	Record
1	Oct. 9	St. Louis	2-5 L	0-1-0
2	Oct. 12	Detroit	3-1 W	1-1-0
3	Oct. 14	@ Edmonton	4-4 T	1-1-1
4	Oct. 17	@ St. Louis	5-1 W	2-1-1
5	Oct. 18	@ NY Rangers	3-6 L	2-2-1
6	Oct. 20	@ Toronto	0-2 L	2-3-1
7	Oct. 21	@ Buffalo	3-3 T	2-3-2
8	Oct. 24	Toronto	5-1 W	3-3-2
9	Oct. 27	Washington	5-3 W	4-3-2
10	Oct. 31	NY Islanders	2-2 T	4-3-3
11	Nov. 2	Boston	3-3 T	4-3-4
12	Nov. 4	NY Rangers	2-4 L	4-4-4
13	Nov. 6	Minnesota	7-7 T	4-4-5
14	Nov. 10	@ Detroit	2-1 W	5-4-5
15	Nov. 11	@ Philadelphia	4-5 L	5-5-5
16	Nov. 13	@ Atlanta	5-3 W	6-5-5
17	Nov. 14	@ Chicago	5-2 W	7-5-5
18	Nov. 16	Pittsburgh	5-2 W	8-5-5
19	Nov. 18	Montreal	5-2 W	9-5-5
20	Nov. 20	Los Angeles	1-5 L	9-6-5
21	Nov. 23	Philadelphia	2-5 L	9-7-5
22	Nov. 24	@ Winnipeg	3-5 L	9-8-5
23	Nov. 28	Winnipeg	4-2 W	10-8-5
24	Nov. 30	Chicago	1-1 T	10-8-6
25	Dec. 2	@ Quebec	1-3 L	10-9-6
26	Dec. 4	@ NY Islanders	5-1 W	11-9-6
27	Dec. 5	@ Pittsburgh	3-3 T	11-9-7
28	Dec. 8	@ Detroit	1-5 L	11-10-7
29	Dec. 9	@ Boston	3-5 L	11-11-7
30	Dec. 11	Hartford	5-3 W	12-11-7
31	Dec. 14	Colorado	5-3 W	13-11-7
32	Dec. 15	@ Los Angeles	3-4 L	13-12-7
33	Dec. 19	@ NY Rangers	3-5 L	13-13-7
34	Dec. 21	@ Washington	1-2 L	13-14-7
35	Dec. 22	@ Montreal	2-4 L	13-15-7
36	Dec. 28	Edmonton	3-5 L	13-16-7
37	Dec. 29	Quebec	6-2 W	14-16-7
38	Jan. 3	@ St. Louis	2-6 L	14-17-7
39	Jan. 4	@ Colorado	4-2 W	15-17-7
40	Jan. 6	@ Chicago	1-3 L	15-18-7

No	Date	Opponent	Score	Record
41	Jan. 8	@ NY Islanders	0-3 L	15-19-7
42	Jan. 9	@ Pittsburgh	2-4 L	15-20-7
43	Jan. 11	@ Washington	4-7 L	15-21-7
44	Jan. 12	@ Toronto	4-6 L	15-22-7
45	Jan. 16	Atlanta	3-5 L	15-23-7
46	Jan. 18	Buffalo	2-2 T	15-23-8
47	Jan. 22	Colorado	3-5 L	15-24-8
48	Jan. 23	NY Rangers	4-6 L	15-25-8
49	Jan. 27	Toronto	2-5 L	15-26-8
50	Jan. 29	Montreal	3-4 L	15-27-8
51	Feb. 2	@ Minnesota	5-4 W	16-27-8
52	Feb. 3	@ Buffalo	0-3 L	16-28-8
53	Feb. 7	@ Philadelphia	4-1 W	17-28-8
54	Feb. 9	@ Montreal	4-3 W	18-28-8
55	Feb. 12	@ Hartford	5-5 T	18-28-9
56	Feb. 16	Washington	3-5 L	18-29-9
57	Feb. 17	NY Islanders	4-2 W	19-29-9
58	Feb. 19	St. Louis	1-3 L	19-30-9
59	Feb. 22	Philadelphia	3-7 L	19-31-9
60	Feb. 23	Boston	4-4 T	19-31-10
61	Feb. 26	@ Minnesota	4-5 L	19-32-10
62	Feb. 29	@ Winnipeg	3-3 T	19-32-11
63	Mar. 1	@ Edmonton	5-2 W	20-32-11
64	Mar. 4	Winnipeg	2-1 W	21-32-11
65	Mar. 5	Chicago	3-3 T	21-32-12
66	Mar. 7	Atlanta	3-9 L	21-33-12
67	Mar. 9	@ Colorado	4-4 T	21-33-13
68	Mar. 10	@ Atlanta	5-2 W	22-33-13
69	Mar. 13	@ Hartford	1-3 L	22-34-13
70	Mar. 15	@ Boston	2-2 T	22-34-14
71	Mar. 16	@ Quebec	3-2 W	23-34-14
72	Mar. 19	Buffalo	3-3 T	23-34-15
73	Mar. 21	Detroit	2-5 L	23-35-15
74	Mar. 23	Quebec	2-6 L	23-36-15
75	Mar. 25	Pittsburgh	2-4 L	23-37-15
76	Mar. 28	Hartford	4-4 T	23-37-16
77	Mar. 30	Minnesota	5-3 W	24-37-16
78	Apr. 1	Edmonton	5-0 W	25-37-16
79	Apr. 3	Los Angeles	4-2 W	26-37-16
80	Apr. 5	@ Los Angeles	5-3 W	27-37-16

# 1980.81 SEASON RECORD

## SMYTHE DIVISION FINISH

3rd (76 Points)

## COACH

Harry Neale

## GM

Jake Milford

## CAPTAIN

Kevin McCarthy

## SCORING

Player	GP	G	A	PTS	PIM
Gradin	79	21	48	69	34
Smyl	80	25	38	63	171
Brasar	80	22	41	63	8
Williams	77	35	27	62	343
Schmautz	73	27	34	61	137
Boldirev	72	26	33	59	34
MacDonald	EDM 51	19	24	43	27
	VAN 12	5	9	14	10
Rota	80	25	31	56	124
McCarthy	80	16	37	53	85
Fraser	77	25	24	49	118
Ashton	77	18	11	29	57
Lanz	76	7	22	29	40
Butler	80	12	14	26	60
Minor	74	10	14	24	108
Lindgren	52	4	18	22	32
Halward	LA 51	4	15	19	96
	VAN 7	0	1	1	4

Player	GP	G	A	PTS	PIM	
Snepsts	76	3	16	19	212	
Marois	NYR 8	1	2	3	46	
	VAN 50	4	12	16	115	
Kearns	46	1	14	15	28	
Manno	20	0	11	11	30	
Campbell	42	1	8	9	75	
Gillis	11	0	4	4	4	
Christie	9	1	1	2	0	
Lupul	7	0	2	2	2	
Blight	3	1	0	1	4	
Hanlon	17	0	1	1	10	
Bromley	20	0	1	1	0	
Primeau	2	0	0	0	4	
Logan	7	0	0	0	13	
Oddleifson	8	0	0	0	6	
Goaltender	GPI	MIN	GA	SO	AVG	W-L-T
Brodeur	52	3,024	177	0	3.51	17-18-16
Bromley	20	978	62	0	3.80	6-6-4
Hanlon	17	798	59	1	4.44	5-8-0

## RESULTS

No	Date	Opponent	Score	Record
1	Oct. 10	Detroit	5-3 W	1-0-0
2	Oct. 12	Quebec	8-2 W	2-0-0
3	Oct. 15	@ Chicago	2-4 L	2-1-0
4	Oct. 16	@ Philadelphia	5-2 W	3-1-0
5	Oct. 18	@ Montreal	1-4 L	3-2-0
6	Oct. 21	@ NY Islanders	6-3 W	4-2-0
7	Oct. 22	@ NY Rangers	2-3 L	4-3-0
8	Oct. 24	Boston	3-2 W	5-3-0
9	Oct. 26	Toronto	8-5 W	6-3-0
10	Oct. 29	@ Quebec	3-3 T	6-3-1
11	Nov. 1	@ Hartford	4-4 T	6-3-2
12	Nov. 2	@ Buffalo	3-4 L	6-4-2
13	Nov. 5	Edmonton	4-3 W	7-4-2
14	Nov. 7	Minnesota	3-2 W	8-4-2
15	Nov. 8	NY Rangers	6-4 W	9-4-2
16	Nov. 11	St. Louis	2-8 L	9-5-2
17	Nov. 14	Montreal	3-3 T	9-5-3
18	Nov. 16	Los Angeles	2-3 L	9-6-3
19	Nov. 18	Winnipeg	6-1 W	10-6-3
20	Nov. 19	@ Edmonton	6-4 W	11-6-3
21	Nov. 22	@ Hartford	3-4 L	11-7-3
22	Nov. 23	@ NY Rangers	2-2 T	11-7-4
23	Nov. 26	@ Pittsburgh	7-4 W	12-7-4
24	Nov. 28	Chicago	6-4 W	13-7-4
25	Nov. 29	Philadelphia	3-3 T	13-7-5
26	Dec. 3	Hartford	4-4 T	13-7-6
27	Dec. 4	@ Los Angeles	1-3 L	13-8-6
28	Dec. 7	NY Islanders	3-5 L	13-9-6
29	Dec. 9	@ Washington	4-2 W	14-9-6
30	Dec. 10	@ Toronto	8-5 W	15-9-6
31	Dec. 13	@ Boston	2-1 W	16-9-6
32	Dec. 14	@ Buffalo	2-2 T	16-9-7
33	Dec. 17	Montreal	4-4 T	16-9-8
34	Dec. 19	Pittsburgh	10-4 W	17-9-8
35	Dec. 21	Buffalo	3-3 T	17-9-9
36	Dec. 26	Los Angeles	3-6 L	17-10-9
37	Dec. 28	St. Louis	2-3 L	17-11-9
38	Dec. 30	Washington	3-3 T	17-11-10
39	Jan. 2	@ Detroit	2-2 T	17-11-11
40	Jan. 3	@ St. Louis	3-6 L	17-12-11

No	Date	Opponent	Score	Record
41	Jan. 6	@ Colorado	7-3 W	18-12-11
42	Jan. 7	@ Minnesota	1-1 T	18-12-12
43	Jan. 9	@ Winnipeg	4-4 T	18-12-13
44	Jan. 13	Colorado	3-3 T	18-12-14
45	Jan. 16	Detroit	3-1 W	19-12-14
46	Jan. 17	@ Colorado	5-2 W	20-12-14
47	Jan. 20	Toronto	2-2 T	20-12-15
48	Jan. 21	@ Edmonton	1-5 L	20-13-15
49	Jan. 24	NY Rangers	5-7 L	20-14-15
50	Jan. 28	@ Chicago	3-7 L	20-15-15
51	Jan. 29	@ Washington	1-3 L	20-16-15
52	Feb. 1	Calgary	6-2 W	21-16-15
53	Feb. 3	Washington	3-3 T	21-16-16
54	Feb. 7	@ St. Louis	2-9 L	21-17-16
55	Feb. 8	@ Detroit	2-3 L	21-18-16
56	Feb. 12	@ Philadelphia	3-4 L	21-19-16
57	Feb. 14	@ Pittsburgh	2-2 T	21-19-17
58	Feb. 15	@ Minnesota	2-7 L	21-20-17
59	Feb. 18	Boston	5-7 L	21-21-17
60	Feb. 20	Quebec	3-9 L	21-22-17
61	Feb. 22	Calgary	3-5 L	21-23-17
62	Feb. 24	Philadelphia	6-4 W	22-23-17
63	Feb. 26	@ Los Angeles	3-4 L	22-24-17
64	Feb. 27	NY Islanders	1-5 L	22-25-17
65	Mar. 1	Hartford	3-0 W	23-25-17
66	Mar. 4	@ Toronto	5-2 W	24-25-17
67	Mar. 7	@ NY Islanders	1-3 L	24-26-17
68	Mar. 8	@ Boston	1-4 L	24-27-17
69	Mar. 10	@ Calgary	2-11 L	24-28-17
70	Mar. 13	Chicago	5-3 W	25-28-17
71	Mar. 14	Buffalo	2-1 W	26-28-17
72	Mar. 17	Pittsburgh	4-3 W	27-28-17
73	Mar. 21	@ Montreal	3-5 L	27-29-17
74	Mar. 23	@ Quebec	3-3 T	27-29-18
75	Mar. 25	Colorado	4-4 T	27-29-19
76	Mar. 27	@ Winnipeg	10-2 W	28-29-19
77	Mar. 29	Minnesota	2-4 L	28-30-19
78	Apr. 1	Winnipeg	4-4 T	28-30-10
79	Apr. 3	Edmonton	2-7 L	28-31-20
80	Apr. 4	@ Calgary	5-6 L	28-32-20

# 1981.82 SEASON RECORD

## SMYTHE DIVISION FINISH

2nd (77 Points)

## COACH

Harry Neale,  
Roger Neilson

## GM

Jake Milford

## CAPTAIN

Kevin McCarthy

## SCORING

Player	GP	G	A	PTS	PIM
Gradin	76	37	49	86	32
Smyl	80	34	44	78	144
Boldirev	78	33	40	73	45
Fraser	79	28	39	67	175
Hlinka	72	23	37	60	16
Currie	STL 48	18	22	40	17
	VAN 12	5	3	8	2
Molin	72	15	31	46	10
McCarthy	71	6	39	45	84
Rota	51	20	20	40	139
Williams	77	17	21	38	341
MacDonald	59	18	15	33	20
Niil	STL 61	9	12	21	127
	VAN 8	1	2	3	5
Lindgren	75	5	16	21	74
Brasar	53	6	12	18	6
Lupul	41	10	7	17	26
Delorme	59	9	8	17	177

Player	GP	G	A	PTS	PIM
Halward	37	4	13	17	40
Snepsts	68	3	14	17	153
Lanz	39	3	11	14	48
Crawford	40	4	8	12	29
Belland	28	3	6	9	16
Eldebrink	38	1	8	9	21
Campbell	47	0	8	8	131
Butler	25	3	1	4	15
Lemay	5	1	2	3	0
Bubla	23	1	1	2	16
Brodeur	52	0	2	2	0
McDonnell	7	0	1	1	12
Minor	13	0	1	1	6
Schliebener	22	0	1	1	10
Butcher	5	0	0	0	9

Goaltender	GPI	MIN	GA	SO	AVG	W-L-T
Heinz	3	180	9	1	3.00	2-1-0
Brodeur	52	3,010	168	2	3.35	20-18-12
Hanlon	28	1,610	106	1	3.95	8-14-5

## RESULTS

No	Date	Opponent	Score	Record
1	Oct. 6	Colorado	4-2 W	1-0-0
2	Oct. 8	@ Calgary	1-1 T	1-0-1
3	Oct. 9	Edmonton	6-2 W	2-0-1
4	Oct. 11	@ Buffalo	2-2 T	2-0-2
5	Oct. 14	@ NY Rangers	1-2 L	2-1-2
6	Oct. 15	@ NY Islanders	1-4 L	2-2-2
7	Oct. 17	@ Montreal	4-10 L	2-3-2
8	Oct. 19	@ Quebec	3-6 L	2-4-2
9	Oct. 23	Hartford	2-2 T	2-4-3
10	Oct. 25	Pittsburgh	4-6 L	2-5-3
11	Oct. 28	Washington	3-0 W	3-5-3
12	Oct. 31	@ Philadelphia	8-4 W	4-5-3
13	Nov. 1	@ Detroit	1-3 L	4-6-3
14	Nov. 4	@ Hartford	4-1 W	5-6-3
15	Nov. 5	@ Boston	1-2 L	5-7-3
16	Nov. 8	Winnipeg	5-1 W	6-7-3
17	Nov. 11	Quebec	6-5 W	7-7-3
18	Nov. 14	Montreal	1-4 L	7-8-3
19	Nov. 15	@ Calgary	7-4 W	8-8-3
20	Nov. 19	Detroit	8-3 W	9-8-3
21	Nov. 21	@ Edmonton	3-8 L	9-9-3
22	Nov. 22	Colorado	5-5 T	9-9-4
23	Nov. 25	Chicago	6-2 W	10-9-4
24	Nov. 27	@ Colorado	6-3 W	11-9-4
25	Nov. 28	@ Los Angeles	2-3 L	11-10-4
26	Dec. 2	Minnesota	5-0 W	12-10-4
27	Dec. 4	@ Edmonton	3-7 L	12-11-4
28	Dec. 5	Edmonton	3-3 T	12-11-5
29	Dec. 9	NY Islanders	4-3 W	13-11-5
30	Dec. 12	@ Los Angeles	5-7 L	13-12-5
31	Dec. 13	Calgary	6-7 L	13-13-5
32	Dec. 16	Toronto	6-6 T	13-13-6
33	Dec. 18	@ Colorado	1-3 L	13-14-6
34	Dec. 19	@ St. Louis	0-5 L	13-15-6
35	Dec. 22	Minnesota	4-4 T	13-15-7
36	Dec. 23	@ Edmonton	1-6 L	13-16-7
37	Dec. 26	Los Angeles	2-2 T	13-16-8
38	Dec. 29	Boston	3-5 L	13-17-8
39	Dec. 31	Edmonton	3-1 W	14-17-8
40	Jan. 2	@ Washington	2-5 L	14-18-8

No	Date	Opponent	Score	Record
41	Jan. 4	@ NY Islanders	1-4 L	14-19-8
42	Jan. 7	@ NY Rangers	1-4 L	14-20-8
43	Jan. 9	@ Pittsburgh	3-4 L	14-21-8
44	Jan. 10	@ Chicago	2-3 L	14-22-8
45	Jan. 13	Calgary	5-1 W	15-22-8
46	Jan. 15	Los Angeles	3-3 T	15-22-9
47	Jan. 17	Pittsburgh	3-3 T	15-22-10
48	Jan. 19	St. Louis	4-5 L	15-23-10
49	Jan. 22	Edmonton	3-4 L	15-24-10
50	Jan. 24	Los Angeles	5-5 T	15-24-11
51	Jan. 27	Buffalo	4-3 W	16-24-11
52	Jan. 30	Philadelphia	4-2 W	17-24-11
53	Feb. 2	NY Rangers	3-4 L	17-25-11
54	Feb. 3	Toronto	3-1 W	18-25-11
55	Feb. 6	@ Los Angeles	4-5 L	18-26-11
56	Feb. 10	@ Toronto	4-1 W	19-26-11
57	Feb. 11	@ Detroit	4-4 T	19-26-12
58	Feb. 13	@ St. Louis	3-2 W	20-26-12
59	Feb. 15	@ Chicago	4-1 W	21-26-12
60	Feb. 17	Boston	6-3 W	22-26-12
61	Feb. 20	Hartford	4-2 W	23-26-12
62	Feb. 23	Calgary	2-2 T	23-26-13
63	Feb. 25	@ Calgary	4-11 L	23-27-13
64	Feb. 26	@ Colorado	4-3 W	24-27-13
65	Feb. 28	Philadelphia	3-3 T	24-27-14
66	Mar. 3	@ Colorado	2-3 L	24-28-14
67	Mar. 6	@ Minnesota	1-3 L	24-29-14
68	Mar. 7	@ Winnipeg	2-5 L	24-30-14
69	Mar. 10	Buffalo	4-7 L	24-31-14
70	Mar. 11	@ Calgary	3-6 L	24-32-14
71	Mar. 13	@ Edmonton	3-5 L	24-33-14
72	Mar. 17	@ Washington	6-6 T	24-33-15
73	Mar. 18	@ Montreal	4-2 W	25-33-15
74	Mar. 20	@ Quebec	3-3 T	25-33-16
75	Mar. 24	Colorado	5-4 W	26-33-16
76	Mar. 27	Calgary	7-2 W	27-33-16
77	Mar. 28	Winnipeg	5-0 W	28-33-16
78	Mar. 31	Colorado	4-4 T	28-33-17
79	Apr. 3	@ Los Angeles	6-0 W	29-33-17
80	Apr. 4	Los Angeles	7-4 W	30-33-17

# 1982.83 SEASON RECORD

## SMYTHE DIVISION FINISH

3rd (75 Points)

## COACH

Roger Neilson

## GM

Harry Neale

## CAPTAIN

Stan Smyl

## SCORING

Player	GP	G	A	PTS	PIM
Smyl	74	38	50	88	114
Gradin	80	32	54	86	61
Rota	73	42	38	81	88
Hlinka	65	19	44	63	12
Halward	75	19	33	52	83
Lanz	74	10	38	48	46
Sundstrom	74	23	23	46	30
McCarthy	74	12	28	40	88
Molin	58	12	27	39	23
Bubla	72	2	28	30	59
Lupul	40	18	10	28	46
Boldirev	39	5	20	25	12
Nil	65	7	15	22	136
Williams	68	8	13	21	265
Lemay	44	11	9	20	41
Lindgren	64	6	14	20	48
Tanti	CHI 1	1	0	1	0
	VAN 39	8	8	16	16
Butcher	55	1	13	14	105
Kirton	DET 10	1	1	2	6
	VAN 31	4	6	10	4
Fraser	36	6	7	13	99

Player	GP	G	A	PTS	PIM
Delorme	56	5	8	13	87
Snepst	46	2	8	10	80
Crawford	41	4	5	9	28
MacDonald	17	3	4	7	2
Belland	14	2	4	6	4
Minor	39	1	5	6	57
Kulak	4	1	1	2	0
Currie	8	1	1	2	0
Eldebrink	5	1	1	2	0
Garrett	QUE 17	0	1	1	2
	VAN 17	0	1	1	0
Brodeur	58	0	1	1	2
Caprice	1	0	0	0	0
Petit	2	0	0	0	0
Ellacott	12	0	0	0	0

Goaltender	GPI	MIN	GA	SO	AVG	W-L-T
Garrett	VAN 17	934	48	1	3.08	7-6-3
	QUE 17	953	64	0	4.03	6-8-2
Brodeur	58	3,291	208	0	3.79	21-26-8
Ellacott	12	555	41	0	4.43	2-3-4
Caprice	1	20	3	0	9.00	0-0-0

## RESULTS

No	Date	Opponent	Score	Record
1	Oct. 5	NY Islanders	2-1 W	1-0-0
2	Oct. 6	@ Los Angeles	3-3 T	1-0-1
3	Oct. 9	Edmonton	3-6 L	1-1-1
4	Oct. 12	@ Pittsburgh	4-5 L	1-2-1
5	Oct. 14	@ Boston	1-2 L	1-3-1
6	Oct. 16	@ Hartford	5-6 L	1-4-1
7	Oct. 19	@ NY Islanders	4-5 L	1-5-1
8	Oct. 20	@ NY Rangers	5-6 L	1-6-1
9	Oct. 23	Boston	3-2 W	2-6-1
10	Oct. 26	Hartford	8-1 W	3-6-1
11	Oct. 29	Chicago	2-2 T	3-6-2
12	Oct. 31	@ Edmonton	3-2 W	4-6-2
13	Nov. 2	@ Quebec	5-2 W	5-6-2
14	Nov. 4	@ Philadelphia	4-3 W	6-6-2
15	Nov. 6	@ Montreal	2-4 L	6-7-2
16	Nov. 7	@ Buffalo	1-3 L	6-8-2
17	Nov. 10	Los Angeles	4-2 W	7-8-2
18	Nov. 13	@ Winnipeg	2-3 L	7-9-2
19	Nov. 14	@ Winnipeg	5-6 L	7-10-2
20	Nov. 16	Detroit	4-4 T	7-10-3
21	Nov. 20	@ Edmonton	3-3 T	7-10-4
22	Nov. 21	Washington	5-3 W	8-10-4
23	Nov. 23	Quebec	5-2 W	9-10-4
24	Nov. 26	New Jersey	4-4 T	9-10-5
25	Nov. 28	Philadelphia	5-5 T	9-10-6
26	Nov. 30	Los Angeles	2-5 L	9-11-6
27	Dec. 3	Calgary	4-5 L	9-12-6
28	Dec. 5	St. Louis	6-3 W	10-12-6
29	Dec. 8	@ Toronto	7-3 W	11-12-6
30	Dec. 9	@ Minnesota	6-9 L	11-13-6
31	Dec. 11	@ St. Louis	3-1 W	12-13-6
32	Dec. 15	Montreal	2-3 L	12-14-6
33	Dec. 16	@ Calgary	3-2 W	13-14-6
34	Dec. 18	Minnesota	3-3 T	13-14-7
35	Dec. 23	Calgary	3-6 L	13-15-7
36	Dec. 26	@ Los Angeles	2-4 L	13-16-7
37	Dec. 28	Winnipeg	4-4 T	13-16-8
38	Dec. 31	Edmonton	1-8 L	13-17-8
39	Jan. 2	@ New Jersey	1-3 L	13-18-8
40	Jan. 4	@ Philadelphia	1-4 L	13-19-8

No	Date	Opponent	Score	Record
41	Jan. 6	@ Hartford	6-4 W	14-19-8
42	Jan. 7	@ Buffalo	5-5 T	14-19-8
43	Jan. 12	Calgary	4-6 L	14-20-9
44	Jan. 13	@ Calgary	2-5 L	14-21-9
45	Jan. 16	Winnipeg	6-4 W	15-21-9
46	Jan. 18	NY Rangers	3-3 T	15-21-10
47	Jan. 19	@ Edmonton	4-9 L	15-22-10
48	Jan. 22	Edmonton	4-3 W	16-22-10
49	Jan. 25	@ Detroit	2-6 L	16-23-10
50	Jan. 26	@ Chicago	5-1 W	17-23-10
51	Jan. 29	NY Islanders	3-5 L	17-24-10
52	Feb. 1	Montreal	3-7 L	17-25-10
53	Feb. 5	@ Toronto	4-6 L	17-26-10
54	Feb. 6	@ New Jersey	4-4 T	17-26-11
55	Feb. 9	@ Pittsburgh	6-2 W	18-26-11
56	Feb. 13	@ Boston	1-3 L	18-27-11
57	Feb. 15	@ Winnipeg	4-7 L	18-28-11
58	Feb. 18	Washington	1-2 L	18-29-11
59	Feb. 20	Los Angeles	5-2 W	19-29-11
60	Feb. 22	St. Louis	6-3 W	20-29-11
61	Feb. 24	@ Los Angeles	0-8 L	20-30-11
62	Feb. 25	Toronto	1-4 L	20-31-11
63	Feb. 27	Calgary	6-2 W	21-31-11
64	Mar. 1	@ Calgary	1-8 L	21-32-11
65	Mar. 2	@ Winnipeg	3-0 W	22-32-11
66	Mar. 5	Winnipeg	5-4 W	23-32-11
67	Mar. 6	Winnipeg	6-2 W	24-32-11
68	Mar. 8	NY Rangers	7-3 W	25-32-11
69	Mar. 12	Buffalo	8-3 W	26-32-11
70	Mar. 14	@ Minnesota	3-6 L	26-33-11
71	Mar. 16	@ Edmonton	3-4 L	26-34-11
72	Mar. 18	Quebec	7-3 W	27-34-11
73	Mar. 20	Detroit	6-3 W	28-34-11
74	Mar. 21	Pittsburgh	7-3 W	29-34-11
75	Mar. 23	@ Washington	1-1 T	29-34-12
76	Mar. 25	Chicago	3-3 T	29-34-13
77	Mar. 27	Los Angeles	8-4 W	30-34-13
78	Mar. 29	Edmonton	4-7 L	30-35-13
79	Mar. 31	@ Calgary	4-4 T	30-35-14
80	Apr. 3	@ Los Angeles	2-2 T	30-35-15



# 1983.84 SEASON RECORD

## SMYTHE DIVISION FINISH

3rd (73 Points)

## COACH

Roger Neilson,  
Harry Neale

## GM

Harry Neale

## CAPTAIN

Stan Smyl

## SCORING

Player	GP	G	A	PTS	PIM
Sundstrom	78	38	53	91	37
Tanti	79	45	41	86	50
Gradin	75	21	57	78	32
Smyl	80	24	43	67	136
Lanz	79	18	39	57	45
Rota	59	28	20	48	73
Lupul	69	17	27	44	51
Bubla	62	6	33	39	43
McNab	BOS 52	14	16	30	10
	VAN 13	1	6	7	10
Neely	56	16	15	31	57
Williams	67	15	16	31	294
Lemay	56	12	18	30	38
Halward	54	7	16	31	35
Gillis	37	9	13	22	7
Belland	44	7	13	20	24
Snepsts	79	4	16	20	152
McCarthy	47	2	14	16	61
Nill	51	9	6	15	78
Petit	44	6	9	15	53

Player	GP	G	A	PTS	PIM
Molin	42	6	7	13	4
Schliebener	51	2	10	12	48
Currie	18	3	3	6	2
Kirtton	26	2	3	5	2
Delorme	64	2	2	4	68
Lanthier	11	2	1	3	2
Lindgren	7	1	2	3	4
Butcher	28	2	0	2	34
Martin	12	0	2	2	6
Brodeur	36	0	2	2	0
Hall	4	1	0	1	6
Crawford	19	0	1	1	9
Lidster	8	0	0	0	4
Minor	9	0	0	0	0
Caprice	19	0	0	0	2
Garrett	29	0	0	0	9

Goaltender	GPI	MIN	GA	SO	AVG	W-L-T
Caprice	19	1,098	62	1	3.39	8-8-2
Brodeur	36	2,110	141	1	4.01	10-21-5
Garrett	29	1,653	113	0	4.10	14-10-2

## RESULTS

No	Date	Opponent	Score	Record
1	Oct. 5	Calgary	3-5 L	0-1-0
2	Oct. 7	Minnesota	10-9 W	1-1-0
3	Oct. 9	Toronto	7-4 W	2-1-0
4	Oct. 11	@ St. Louis	2-3 L	2-2-0
5	Oct. 12	@ Chicago	1-2 L	2-3-0
6	Oct. 15	@ Montreal	4-5 L	2-4-0
7	Oct. 19	Edmonton	7-10 L	2-5-0
8	Oct. 21	New Jersey	5-4 W	3-5-0
9	Oct. 22	@ Edmonton	5-5 T	3-5-1
10	Oct. 25	St. Louis	7-1 W	4-5-1
11	Oct. 28	Hartford	5-4 W	5-5-1
12	Oct. 30	@ Calgary	3-4 L	5-6-1
13	Nov. 1	@ NY Islanders	3-6 L	5-7-1
14	Nov. 4	@ Washington	4-5 L	5-8-1
15	Nov. 5	@ Detroit	3-2 W	6-8-1
16	Nov. 9	Winnipeg	2-7 L	6-9-1
17	Nov. 11	Winnipeg	4-2 W	7-9-1
18	Nov. 13	Montreal	4-3 W	8-9-1
19	Nov. 16	@ Los Angeles	2-5 L	8-10-1
20	Nov. 18	Los Angeles	2-5 L	8-11-1
21	Nov. 20	Los Angeles	8-3 W	9-11-1
22	Nov. 23	@ Winnipeg	4-1 W	10-11-1
23	Nov. 26	Philadelphia	4-5 L	10-12-1
24	Nov. 28	@ NY Rangers	3-3 T	10-12-2
25	Nov. 30	@ Hartford	6-2 W	11-12-2
26	Dec. 1	@ Boston	1-7 L	11-13-2
27	Dec. 3	@ Toronto	5-5 T	11-13-3
28	Dec. 6	NY Islanders	2-5 L	11-14-3
29	Dec. 7	@ Edmonton	4-5 L	11-15-3
30	Dec. 10	Edmonton	3-2 W	12-15-3
31	Dec. 13	Quebec	6-2 W	13-15-3
32	Dec. 16	Calgary	5-3 W	14-15-3
33	Dec. 18	@ Buffalo	2-3 L	14-16-3
34	Dec. 20	@ Quebec	4-6 L	14-17-3
35	Dec. 21	@ Detroit	9-5 W	15-17-3
36	Dec. 26	Los Angeles	4-5 L	15-18-3
37	Dec. 28	Edmonton	2-4 L	15-19-3
38	Dec. 30	@ Calgary	1-5 L	15-20-3
39	Dec. 31	Boston	5-5 T	15-20-4
40	Jan. 3	@ Los Angeles	4-3 W	16-20-4

No	Date	Opponent	Score	Record
41	Jan. 4	@ Los Angeles	3-3 T	16-20-5
42	Jan. 7	@ Minnesota	0-2 L	16-21-5
43	Jan. 8	@ Chicago	0-2 L	16-22-5
44	Jan. 10	@ St. Louis	0-2 L	16-23-5
45	Jan. 13	Washington	4-6 L	16-24-5
46	Jan. 15	Hartford	5-0 W	17-24-5
47	Jan. 17	Buffalo	1-5 L	17-25-5
48	Jan. 18	@ Edmonton	5-7 L	17-26-5
49	Jan. 20	@ Winnipeg	6-6 T	17-26-6
50	Jan. 22	@ Winnipeg	4-6 L	17-27-6
51	Jan. 25	Edmonton	4-6 L	17-28-6
52	Jan. 27	Philadelphia	4-0 W	18-28-6
53	Jan. 29	New Jersey	3-2 W	19-28-6
54	Feb. 2	@ Los Angeles	2-4 L	19-29-6
55	Feb. 4	NY Rangers	4-5 L	19-30-6
56	Feb. 5	@ Calgary	2-4 L	19-31-6
57	Feb. 7	@ Quebec	4-2 W	20-31-6
58	Feb. 9	@ Montreal	7-6 W	21-31-6
59	Feb. 11	@ NY Islanders	4-6 L	21-32-6
60	Feb. 12	@ Philadelphia	6-5 W	22-32-6
61	Feb. 17	Pittsburgh	1-4 L	22-33-6
62	Feb. 19	Calgary	5-2 W	23-33-6
63	Feb. 21	Boston	2-5 L	23-34-6
64	Feb. 23	@ Calgary	2-3 L	23-35-6
65	Feb. 24	Los Angeles	5-3 W	24-35-6
66	Feb. 26	Toronto	4-4 T	24-35-7
67	Feb. 28	@ Washington	3-2 W	25-35-7
68	Feb. 29	@ Pittsburgh	9-5 W	26-35-7
69	Mar. 2	@ New Jersey	2-4 L	26-36-7
70	Mar. 4	@ NY Rangers	5-4 W	27-36-7
71	Mar. 7	Winnipeg	4-3 W	28-36-7
72	Mar. 9	Chicago	4-3 W	29-36-7
73	Mar. 11	@ Edmonton	2-12 L	29-37-7
74	Mar. 13	Pittsburgh	4-3 W	30-37-7
75	Mar. 17	Buffalo	2-5 L	30-38-7
76	Mar. 20	Detroit	3-6 L	30-39-7
77	Mar. 23	@ Winnipeg	4-3 W	31-39-7
78	Mar. 25	Calgary	4-4 T	31-39-8
79	Mar. 28	Winnipeg	5-1 W	32-39-8
80	Mar. 30	Minnesota	3-3 T	32-39-9

# 1984.85 SEASON RECORD

## SMYTHE DIVISION FINISH

5th (59 Points)

## COACH

Bill LaForge,  
Harry Neale

## GM

Harry Neale

## CAPTAIN

Stan Smyl

## SCORING

Player	GP	G	A	PTS	PIM
Sundstrom	71	25	43	68	46
Smyl	80	27	37	64	100
Gradin	76	22	42	64	43
Tanti	68	39	20	59	45
Lemay	74	21	31	52	68
McNab	75	23	25	48	10
Neely	72	21	18	39	137
Skriko	72	21	14	35	10
MacAdam	80	14	20	34	27
Halward	71	7	27	34	82
Petit	69	5	26	31	127
Lidster	78	6	24	30	55
Lupul	66	12	17	29	82
Daigneault	67	4	23	27	69
Kirton	62	17	5	22	21
Lanz	57	2	17	19	69
Bubla	56	2	15	17	54
Gillis	37	5	11	16	23
Butcher	75	3	9	12	152

Player	GP	G	A	PTS	PIM
Lanthier	27	6	4	10	13
Belland	13	0	6	6	6
Hall	7	1	4	5	19
Delorme	31	1	2	3	51
Stevens	6	0	3	3	6
Caprice	28	0	2	2	0
Martin	12	0	1	1	39
Brodeur	51	0	1	1	4
Crawford	1	0	0	0	4
Holloway	2	0	0	0	0
Morrison	8	0	0	0	0
Coxe	9	0	0	0	49
Garrett	10	0	0	0	14
Schliebener	11	0	0	0	16

Goaltender	GPI	MIN	GA	SO	AVG	W-L-T
Brodeur	51	2,930	228	0	4.67	16-27-6
Caprice	28	1,523	122	0	4.81	8-14-3
Garrett	10	407	44	0	6.49	1-5-0

## RESULTS

No	Date	Opponent	Score	Record
1	Oct. 11	Quebec	2-5 L	0-1-0
2	Oct. 13	@ Los Angeles	6-5 W	1-1-0
3	Oct. 14	Calgary	5-7 L	1-2-0
4	Oct. 17	@ Pittsburgh	3-4 L	1-3-0
5	Oct. 18	@ Philadelphia	2-13 L	1-4-0
6	Oct. 20	@ Hartford	2-3 L	1-5-0
7	Oct. 23	@ NY Islanders	5-6 L	1-6-0
8	Oct. 24	@ Chicago	3-9 L	1-7-0
9	Oct. 28	Washington	2-5 L	1-8-0
10	Oct. 30	@ Edmonton	0-7 L	1-9-0
11	Oct. 31	Los Angeles	3-10 L	1-10-0
12	Nov. 3	Chicago	6-4 W	2-10-0
13	Nov. 7	@ Toronto	4-4 T	2-10-1
14	Nov. 9	@ Winnipeg	5-7 L	2-11-1
15	Nov. 10	@ Minnesota	5-5 T	2-11-2
16	Nov. 12	Montreal	3-5 L	2-12-2
17	Nov. 14	Detroit	3-2 W	3-12-2
18	Nov. 16	Pittsburgh	7-6 W	4-12-2
19	Nov. 17	@ Edmonton	0-7 L	4-13-2
20	Nov. 20	St. Louis	1-5 L	4-14-2
21	Nov. 21	@ Calgary	4-6 L	4-15-2
22	Nov. 23	Winnipeg	1-5 L	4-16-2
23	Nov. 25	Calgary	2-4 L	4-17-2
24	Nov. 27	St. Louis	1-6 L	4-18-2
25	Nov. 29	@ Los Angeles	1-12 L	4-19-2
26	Dec. 1	@ Los Angeles	3-6 L	4-20-2
27	Dec. 3	NY Islanders	4-5 L	4-21-2
28	Dec. 8	Edmonton	3-2 W	5-21-2
29	Dec. 11	@ Quebec	4-3 W	6-21-2
30	Dec. 13	@ Montreal	5-4 W	7-21-2
31	Dec. 15	@ Boston	1-2 L	7-22-2
32	Dec. 16	@ Buffalo	2-2 T	7-22-3
33	Dec. 20	@ Calgary	1-9 L	7-23-3
34	Dec. 21	@ Edmonton	3-1 W	8-23-3
35	Dec. 23	Calgary	4-5 L	8-24-3
36	Dec. 26	Los Angeles	3-3 T	8-24-4
37	Dec. 28	Philadelphia	4-7 L	8-25-4
38	Dec. 30	Edmonton	7-7 T	8-25-5
39	Jan. 2	@ NY Rangers	0-6 L	8-26-5
40	Jan. 3	@ New Jersey	6-4 W	9-26-5

No	Date	Opponent	Score	Record
41	Jan. 5	@ Toronto	4-1 W	10-26-5
42	Jan. 8	@ Philadelphia	3-5 L	10-27-5
43	Jan. 9	@ Pittsburgh	4-7 L	10-28-5
44	Jan. 13	Toronto	3-5 L	10-29-5
45	Jan. 15	NY Islanders	6-5 W	11-29-5
46	Jan. 18	Edmonton	4-4 T	11-29-6
47	Jan. 19	@ Edmonton	5-7 L	11-30-6
48	Jan. 21	Calgary	3-3 T	11-30-7
49	Jan. 23	Winnipeg	4-6 L	11-31-7
50	Jan. 25	Winnipeg	7-4 W	12-31-7
51	Jan. 26	@ Calgary	2-6 L	12-32-7
52	Jan. 30	Montreal	5-4 W	13-32-7
53	Feb. 1	Hartford	4-3 W	14-32-7
54	Feb. 3	NY Rangers	4-1 W	15-32-7
55	Feb. 6	@ St. Louis	0-4 L	15-33-7
56	Feb. 8	@ Winnipeg	5-5 T	15-33-8
57	Feb. 10	@ Winnipeg	5-3 W	16-33-8
58	Feb. 16	Boston	3-2 W	17-33-8
59	Feb. 19	New Jersey	7-5 W	18-33-8
60	Feb. 21	Washington	2-6 L	18-34-8
61	Feb. 23	Quebec	5-7 L	18-35-8
62	Feb. 26	@ Washington	2-3 L	18-36-8
63	Feb. 27	@ Detroit	5-11 L	18-37-8
64	Mar. 2	@ Boston	0-5 L	18-38-8
65	Mar. 3	@ Hartford	7-6 W	19-38-8
66	Mar. 6	NY Rangers	3-6 L	19-39-8
67	Mar. 8	Los Angeles	4-3 W	20-39-8
68	Mar. 10	Edmonton	6-3 W	21-39-8
69	Mar. 13	Buffalo	6-4 W	22-39-8
70	Mar. 15	Detroit	5-6 L	22-40-8
71	Mar. 17	Chicago	4-6 L	22-41-8
72	Mar. 20	@ Buffalo	5-4 W	23-41-8
73	Mar. 21	@ New Jersey	3-2 W	24-41-8
74	Mar. 23	@ Winnipeg	4-6 L	24-42-8
75	Mar. 25	@ Minnesota	3-5 L	24-43-8
76	Mar. 27	Winnipeg	3-5 L	24-44-8
77	Mar. 31	Minnesota	3-2 W	25-44-8
78	Apr. 3	@ Calgary	3-5 L	25-45-8
79	Apr. 5	Los Angeles	3-4 L	25-46-8
80	Apr. 6	@ Los Angeles	4-4 T	25-46-9

# 1985.86 SEASON RECORD

## SMYTHE DIVISION FINISH

4th (59 Points)

## COACH

Tom Watt

## GM

Jack Gordon

## CAPTAIN

Stan Smyl

## SCORING

Player	GP	G	A	PTS	PIM
Skriko	80	38	40	78	34
Tanti	77	39	33	72	85
Sundstrom	79	18	48	66	28
Smyl	73	27	35	62	144
Lanz	75	15	38	53	73
Gradin	71	14	27	41	34
Neely	73	14	20	34	126
Halward	70	8	25	33	111
Lemay	48	16	15	31	92
Peterson	77	8	23	31	94
Tambellini	48	15	15	30	12
Bubla	43	6	24	30	30
Lidster	78	12	16	28	56
Daigneault	64	5	23	28	45
Crawford	54	11	14	25	92
Lowry	73	10	8	18	143

Player	GP	G	A	PTS	PIM
Lanthier	62	7	10	17	12
Hall	19	5	5	10	6
Coxe	57	3	5	8	176
Petit	32	1	6	7	27
Lupul	19	4	1	5	12
Sandlak	23	1	3	4	10
Belland	7	1	2	3	4
Cochrane	49	0	3	3	125
Brodeur	64	0	2	2	16
Caprice	7	0	1	1	0
Bruce	12	0	1	1	14
Dunbar	1	0	0	0	2
Young	22	0	0	0	0

Goaltender	GPI	MIN	GA	SO	AVG	W-L-T
Young	22	1,023	61	0	3.58	4-9-3
Brodeur	64	3,541	240	2	4.07	19-31-8
Caprice	7	308	28	0	5.45	0-4-2

## RESULTS

No	Date	Opponent	Score	Record
1	Oct. 10	@ Los Angeles	6-5 W	1-0-0
2	Oct. 12	St. Louis	3-4 L	1-1-0
3	Oct. 14	NY Islanders	4-2 W	2-1-0
4	Oct. 16	Boston	3-3 T	2-1-1
5	Oct. 18	Los Angeles	5-4 W	3-1-1
6	Oct. 20	@ NY Rangers	3-4 L	3-2-1
7	Oct. 22	@ NY Islanders	2-2 T	3-2-2
8	Oct. 23	@ Detroit	5-0 W	4-2-2
9	Oct. 25	@ Buffalo	4-5 L	4-3-2
10	Oct. 27	@ Philadelphia	4-7 L	4-4-2
11	Oct. 30	Toronto	5-3 W	5-4-2
12	Nov. 2	Buffalo	6-2 W	6-4-2
13	Nov. 5	Edmonton	4-6 L	6-5-2
14	Nov. 8	@ Edmonton	0-13 L	6-6-2
15	Nov. 9	@ Winnipeg	7-2 W	7-6-2
16	Nov. 11	Detroit	5-0 W	8-6-2
17	Nov. 13	Pittsburgh	3-6 L	8-7-2
18	Nov. 15	@ Washington	3-5 L	8-8-2
19	Nov. 16	@ St. Louis	5-6 L	8-9-2
20	Nov. 19	@ Detroit	7-5 W	9-9-2
21	Nov. 20	@ Chicago	0-2 L	9-10-2
22	Nov. 22	New Jersey	5-6 L	9-11-2
23	Nov. 26	Chicago	3-5 L	9-12-2
24	Nov. 27	@ Edmonton	5-5 T	9-12-3
25	Nov. 29	Hartford	4-5 L	9-13-3
26	Dec. 2	@ Montreal	0-7 L	9-14-3
27	Dec. 4	@ Quebec	4-5 L	9-15-3
28	Dec. 6	@ New Jersey	1-4 L	9-16-3
29	Dec. 7	@ Washington	1-2 L	9-17-3
30	Dec. 11	Winnipeg	3-6 L	9-18-3
31	Dec. 14	Calgary	4-3 W	10-18-3
32	Dec. 15	@ Edmonton	3-5 L	10-19-3
33	Dec. 17	Washington	4-4 T	10-19-4
34	Dec. 20	Toronto	5-3 W	11-19-4
35	Dec. 21	@ Los Angeles	6-2 W	12-19-4
36	Dec. 23	Winnipeg	5-3 W	13-19-4
37	Dec. 27	Philadelphia	1-6 L	13-20-4
38	Dec. 29	Edmonton	3-5 L	13-21-4
39	Jan. 2	@ Minnesota	2-3 L	13-22-4
40	Jan. 5	@ Winnipeg	0-4 L	13-23-4

No	Date	Opponent	Score	Record
41	Jan. 7	@ Winnipeg	2-2 T	13-23-5
42	Jan. 9	@ Calgary	4-5 L	13-24-5
43	Jan. 10	Hartford	3-4 L	13-25-5
44	Jan. 14	NY Rangers	1-2 L	13-26-5
45	Jan. 17	Los Angeles	7-9 L	13-27-5
46	Jan. 18	@ Los Angeles	4-4 T	13-27-6
47	Jan. 21	New Jersey	5-3 W	14-27-6
48	Jan. 24	Pittsburgh	4-3 W	15-27-6
49	Jan. 29	Calgary	4-4 T	15-27-7
50	Jan. 31	Minnesota	10-5 W	16-27-7
51	Feb. 7	Winnipeg	5-2 W	17-27-7
52	Feb. 9	Winnipeg	3-3 T	17-27-8
53	Feb. 11	@ NY Islanders	0-1 L	17-28-8
54	Feb. 12	@ NY Rangers	2-5 L	17-29-8
55	Feb. 15	@ Pittsburgh	4-9 L	17-30-8
56	Feb. 16	@ Toronto	4-4 T	17-30-9
57	Feb. 18	@ Hartford	4-5 L	17-31-9
58	Feb. 21	Calgary	0-4 L	17-32-9
59	Feb. 23	Boston	1-6 L	17-33-9
60	Feb. 26	Montreal	2-4 L	17-34-9
61	Feb. 28	Philadelphia	3-1 W	18-34-9
62	Mar. 1	@ Calgary	2-3 L	18-35-9
63	Mar. 4	Edmonton	2-6 L	18-36-9
64	Mar. 6	Los Angeles	5-5 T	18-36-10
65	Mar. 8	@ St. Louis	3-7 L	18-37-10
66	Mar. 11	@ Quebec	1-1 T	18-37-11
67	Mar. 12	@ Montreal	2-3 L	18-38-11
68	Mar. 15	@ Boston	1-1 T	18-38-12
69	Mar. 16	@ Chicago	4-5 L	18-39-12
70	Mar. 19	Buffalo	3-4 L	18-40-12
71	Mar. 21	@ Calgary	5-5 T	18-40-13
72	Mar. 22	Minnesota	6-2 W	19-40-13
73	Mar. 24	@ Winnipeg	4-8 L	19-41-13
74	Mar. 26	Quebec	7-6 W	20-41-13
75	Mar. 28	Los Angeles	2-1 W	21-41-13
76	Mar. 30	Calgary	4-2 W	22-41-13
77	Apr. 1	@ Calgary	5-6 L	22-42-13
78	Apr. 2	@ Edmonton	4-8 L	22-43-13
79	Apr. 5	@ Los Angeles	5-3 W	23-43-13
80	Apr. 6	Edmonton	2-3 L	23-44-13

# 1986.87 SEASON RECORD

## SMYTHE DIVISION FINISH

5th (66 Points)

## COACH

Tom Watt

## GM

Jack Gordon

## CAPTAIN

Stan Smyl

## SCORING

Player	GP	G	A	PTS	PIM	Player	GP	G	A	PTS	PIM	
Tanti	77	41	38	79	84	Maxwell	30	1	7	8	28	
Pederson	79	24	52	76	50	Lanz	17	1	6	7	10	
Skriko	76	33	41	74	44	Crawford	21	0	3	3	67	
Sundstrom	72	29	42	71	40	Halward	10	0	3	3	34	
Lidster	80	12	51	63	40	Kulak	28	1	1	2	38	
Smyl	66	20	23	43	84	LeBlanc	2	1	0	1	0	
Sutter	74	20	22	42	113	Coxe	15	1	0	1	31	
Tambellini	72	16	20	36	14	Young	8	0	1	1	0	
Sandlak	78	15	21	36	66	Levie	9	0	1	1	13	
Lemay	52	9	17	26	128	Bartel	40	0	1	1	14	
Summanen	EDM 48	10	7	17	15	Gamble	1	0	0	0	0	
	VAN 10	4	4	8	0	Agnew	4	0	0	0	0	
Petit	69	12	13	25	131	Hall	4	0	0	0	0	
Hodgson	43	9	13	22	25	Cochrane	14	0	0	0	52	
Peterson	69	7	15	22	77	Caprice	25	0	0	0	9	
Butcher	70	5	15	20	207	Brodeur	53	0	0	0	2	
Lowry	70	8	10	18	176							
Richter	78	2	15	17	172	<b>Goaltender</b>	<b>GPI</b>	<b>MIN</b>	<b>GA</b>	<b>SO</b>	<b>AVG</b>	<b>W-L-T</b>
Bruce	50	9	7	16	109	Brodeur	53	2,972	178	1	3.59	20-25-5
Benning	TOR 5	0	0	0	4	Caprice	25	1,390	89	0	3.84	8-11-2
	VAN 54	2	11	13	40	Gamble	1	60	4	0	4.00	0-1-0
						Young	8	420	35	0	5.00	1-6-1

## RESULTS

No	Date	Opponent	Score	Record	No	Date	Opponent	Score	Record
1	Oct. 11	St. Louis	4-3 W	1-0-0	41	Jan. 7	@ Montreal	3-2 W	12-24-4
2	Oct. 13	Quebec	1-7 L	1-1-0	42	Jan. 10	@ New Jersey	2-2 T	12-25-5
3	Oct. 15	@ New Jersey	2-3 L	1-2-0	43	Jan. 11	@ NY Rangers	3-8 L	12-26-5
4	Oct. 16	@ Philadelphia	2-6 L	1-3-0	44	Jan. 14	@ Los Angeles	0-4 L	12-27-5
5	Oct. 18	@ Minnesota	1-4 L	1-4-0	45	Jan. 16	Calgary	9-5 W	13-27-5
6	Oct. 22	Boston	5-1 W	2-4-0	46	Jan. 17	@ Calgary	4-3 W	14-27-5
7	Oct. 24	Chicago	2-2 T	2-4-1	47	Jan. 19	@ Winnipeg	4-5 L	14-28-5
8	Oct. 26	@ Edmonton	2-3 L	2-5-1	48	Jan. 21	NY Rangers	5-3 W	15-28-5
9	Oct. 28	Washington	2-5 L	2-6-1	49	Jan. 23	Pittsburgh	0-6 L	15-29-5
10	Oct. 31	Edmonton	2-6 L	2-7-1	50	Jan. 27	Edmonton	4-4 T	15-29-6
11	Nov. 2	Montreal	3-5 L	2-8-1	51	Jan. 28	@ Edmonton	3-7 L	15-30-6
12	Nov. 4	@ Pittsburgh	2-2 T	2-8-2	52	Jan. 30	New Jersey	3-4 L	15-31-6
13	Nov. 5	@ Washington	2-3 L	2-9-2	53	Feb. 1	Minnesota	3-4 L	15-32-6
14	Nov. 7	@ Buffalo	7-6 W	3-9-2	54	Feb. 3	@ Calgary	4-2 W	16-32-6
15	Nov. 8	@ Toronto	5-3 W	4-9-2	55	Feb. 4	NY Islanders	4-1 W	17-32-6
16	Nov. 11	@ Calgary	3-5 L	4-10-2	56	Feb. 6	St. Louis	2-2 T	17-32-7
17	Nov. 12	Hartford	3-4 L	4-11-2	57	Feb. 8	Calgary	2-3 L	17-33-7
18	Nov. 14	Winnipeg	2-3 L	4-12-2	58	Feb. 14	@ Pittsburgh	3-3 T	17-33-8
19	Nov. 18	Calgary	5-0 W	5-12-2	59	Feb. 17	@ St. Louis	4-3 W	18-33-8
20	Nov. 21	NY Rangers	5-8 L	5-13-2	60	Feb. 18	@ Minnesota	3-7 L	18-34-8
21	Nov. 22	@ Edmonton	2-5 L	5-14-2	61	Feb. 20	Washington	3-6 L	18-35-8
22	Nov. 25	Los Angeles	11-5 W	6-14-2	62	Feb. 22	Toronto	3-2 W	19-35-8
23	Nov. 26	@ Los Angeles	5-3 W	7-14-2	63	Feb. 24	@ Calgary	0-2 L	19-36-8
24	Nov. 29	Winnipeg	3-6 L	7-15-2	64	Feb. 26	@ Detroit	4-5 L	19-37-8
25	Dec. 2	Chicago	2-4 L	7-16-2	65	Feb. 28	@ Toronto	6-8 L	19-38-8
26	Dec. 5	NY Islanders	3-4 L	7-17-2	66	Mar. 1	@ Buffalo	4-2 W	20-38-8
27	Dec. 7	@ Winnipeg	3-1 W	8-17-2	67	Mar. 4	Edmonton	5-8 L	20-39-8
28	Dec. 9	@ Philadelphia	3-6 L	8-18-2	68	Mar. 6	Montreal	4-1 W	21-39-8
29	Dec. 11	@ Boston	2-4 L	8-19-2	69	Mar. 8	@ Los Angeles	2-5 L	21-40-8
30	Dec. 13	@ Hartford	2-2 T	8-19-3	70	Mar. 10	Detroit	7-4 W	22-40-8
31	Dec. 14	@ Chicago	7-3 W	9-19-3	71	Mar. 13	Buffalo	6-4 W	23-40-8
32	Dec. 17	Detroit	4-5 L	9-20-3	72	Mar. 17	Quebec	4-2 W	24-40-8
33	Dec. 19	@ Edmonton	2-4 L	9-21-3	73	Mar. 20	Winnipeg	6-5 OTW	25-40-8
34	Dec. 20	Calgary	3-5 L	9-22-3	74	Mar. 22	@ Winnipeg	2-3 L	25-41-8
35	Dec. 23	Los Angeles	6-4 W	10-22-3	75	Mar. 26	@ NY Islanders	5-2 W	26-41-8
36	Dec. 27	Philadelphia	4-2 W	11-22-3	76	Mar. 28	@ Boston	1-2 L	26-42-8
37	Dec. 30	Edmonton	3-7 L	11-23-3	77	Mar. 29	@ Hartford	4-7 L	26-43-8
38	Jan. 2	Los Angeles	3-3 T	11-23-4	78	Apr. 1	@ Los Angeles	8-3 W	27-43-8
39	Jan. 4	@ Winnipeg	2-4 L	11-24-4	79	Apr. 3	Winnipeg	6-4 W	28-43-8
40	Jan. 6	@ Quebec	2-3 L	11-25-4	80	Apr. 5	Los Angeles	5-2 W	29-43-8

# 1987.88 SEASON RECORD

## SMYTHE DIVISION FINISH

5th (59 Points)

## COACH

Bob McCammon

## GM

Pat Quinn

## CAPTAIN

Stan Smyl

## SCORING

Player	GP	G	A	PTS	PIM
Tanti	73	40	37	77	90
Adams	80	36	40	76	30
Pederson	76	19	52	71	92
Skriko	73	30	34	64	32
Smyl	57	12	25	37	110
Lidster	64	4	32	36	105
Benning	77	7	26	33	58
Sandlak	49	16	15	31	81
Sutter	80	15	15	30	165
Wickenheiser	80	7	19	26	36
Boyd	60	7	16	23	64
Butcher	80	6	17	23	285
LeBlanc	41	12	10	22	18
Tambellini	41	11	10	21	8
Saunders	56	7	13	20	10
Coxe	64	5	12	17	186
Lawless	HFD 27	4	5	9	16
	PHI 8	0	5	5	0
	VAN 13	0	1	1	0
Huber	35	4	10	14	40
Kidd	19	4	7	11	25
Bruce	28	7	3	10	57
Hodgson	8	3	7	10	57
Stanley	57	2	7	9	151

Player	GP	G	A	PTS	PIM	
Bradley	11	3	5	8	6	
Richter	49	2	4	6	224	
Melnyk	14	0	1	1	34	
NYR VAN	49	2	3	5	73	
Summanen	9	2	3	5	2	
Berry	14	2	3	5	6	
Lowry	22	1	3	4	38	
Petit	10	0	3	3	35	
Woodley	5	2	0	2	17	
Bakovic	10	2	0	2	48	
Lanthier	5	1	1	2	2	
Vilgrain	6	1	1	2	0	
McLean	41	0	2	2	8	
Agnew	10	0	1	1	16	
Caprice	22	0	0	0	6	
MacDonald	1	0	0	0	0	
Murphy	5	0	0	0	2	
Rohlicek	7	0	0	0	4	
Stern	15	0	0	0	52	
Weeks	9	0	0	0	0	
Goaltender	GPI	MIN	GA	SO	AVG	W-L-T
Weeks	9	550	31	0	3.38	4-3-2
McLean	41	2,380	147	1	3.71	11-27-3
Caprice	22	1,250	87	0	4.18	7-10-2
Brodeur	11	670	49	0	4.39	3-6-2

## RESULTS

No	Date	Opponent	Score	Record
1	Oct. 8	St. Louis	8-2 W	1-0-0
2	Oct. 10	NY Islanders	1-7 L	1-1-0
3	Oct. 12	Detroit	2-3 L	1-2-0
4	Oct. 18	@ Los Angeles	4-2 W	2-2-0
5	Oct. 21	Boston	4-5 L	2-3-0
6	Oct. 23	Edmonton	4-5 OT L	2-4-0
7	Oct. 24	@ Edmonton	5-9 L	2-5-0
8	Oct. 27	Washington	2-3 L	2-6-0
9	Oct. 30	Calgary	3-3 T	2-6-1
10	Nov. 1	@ Winnipeg	3-7 L	2-7-1
11	Nov. 3	@ Washington	2-3 L	2-8-1
12	Nov. 5	@ Philadelphia	4-3 W	3-8-1
13	Nov. 7	@ Minnesota	4-1 W	4-8-1
14	Nov. 8	@ Winnipeg	1-3 L	4-9-1
15	Nov. 11	Buffalo	4-4 T	4-9-2
16	Nov. 13	Quebec	6-4 W	5-9-2
17	Nov. 15	@ Calgary	4-8 L	5-10-2
18	Nov. 17	Pittsburgh	6-4 W	6-10-2
19	Nov. 19	@ Detroit	4-1 W	7-10-2
20	Nov. 21	@ St. Louis	1-4 L	7-11-2
21	Nov. 22	@ Chicago	2-3 L	7-12-2
22	Nov. 25	Calgary	2-4 L	7-13-2
23	Nov. 27	New Jersey	4-2 W	8-13-2
24	Dec. 1	@ Quebec	3-1 W	9-13-2
25	Dec. 2	@ Montreal	3-3 T	9-13-3
26	Dec. 5	@ Pittsburgh	3-6 L	9-14-3
27	Dec. 6	@ Buffalo	5-1 W	10-14-3
28	Dec. 8	Minnesota	2-3 L	10-15-3
29	Dec. 11	@ Edmonton	1-2 L	10-16-3
30	Dec. 12	Edmonton	3-6 L	10-17-3
31	Dec. 15	@ Hartford	2-2 T	10-17-4
32	Dec. 17	@ Boston	2-3 OT L	10-18-4
33	Dec. 20	Hartford	3-3 T	10-18-5
34	Dec. 23	Los Angeles	5-1 W	11-18-5
35	Dec. 26	@ Los Angeles	2-3 L	11-19-5
36	Dec. 28	@ Edmonton	3-7 L	11-20-5
37	Dec. 29	Montreal	1-4 L	11-21-5
38	Dec. 31	Winnipeg	2-1 W	12-21-5
39	Jan. 2	Philadelphia	1-4 L	12-22-5
40	Jan. 4	@ Toronto	7-7 T	12-22-6

No	Date	Opponent	Score	Record
41	Jan. 6	@ NY Rangers	2-4 L	12-23-6
42	Jan. 7	@ New Jersey	6-3 W	13-23-6
43	Jan. 9	@ Quebec	3-2 W	14-23-6
44	Jan. 12	Winnipeg	3-5 L	14-24-6
45	Jan. 13	Winnipeg	8-2 W	15-24-6
46	Jan. 15	Calgary	4-4 T	15-24-7
47	Jan. 17	@ Winnipeg	6-5 W	16-24-7
48	Jan. 19	@ Calgary	5-7 L	16-25-7
49	Jan. 22	NY Rangers	3-6 L	16-26-7
50	Jan. 24	@ Chicago	1-3 L	16-27-7
51	Jan. 26	@ St. Louis	6-7 L	16-28-7
52	Jan. 29	Hartford	2-4 L	16-29-7
53	Jan. 30	@ Calgary	3-4 L	16-30-7
54	Feb. 2	Los Angeles	5-2 W	17-30-7
55	Feb. 3	@ Los Angeles	2-7 L	17-31-7
56	Feb. 5	New Jersey	5-1 W	18-31-7
57	Feb. 11	Edmonton	2-7 L	18-32-7
58	Feb. 13	Boston	6-5 W	19-32-7
59	Feb. 14	@ Edmonton	6-7 L	19-33-7
60	Feb. 17	Pittsburgh	5-0 W	20-33-7
61	Feb. 19	Toronto	0-5 L	20-34-7
62	Feb. 21	@ NY Rangers	6-4 W	21-34-7
63	Feb. 23	@ NY Islanders	1-6 L	21-35-7
64	Feb. 24	@ Montreal	4-5 L	21-36-7
65	Feb. 26	Calgary	3-5 L	21-37-7
66	Feb. 28	Los Angeles	0-2 L	21-38-7
67	Mar. 1	Philadelphia	3-7 L	21-39-7
68	Mar. 3	@ Winnipeg	3-4 L	21-40-7
69	Mar. 6	@ Washington	2-7 L	21-41-7
70	Mar. 8	@ NY Islanders	4-7 L	21-42-7
71	Mar. 10	@ Detroit	2-5 L	21-43-7
72	Mar. 12	Edmonton	3-3 T	21-43-8
73	Mar. 13	Buffalo	5-7 L	21-44-8
74	Mar. 16	@ Los Angeles	3-3 T	21-44-9
75	Mar. 18	Los Angeles	5-3 W	22-44-9
76	Mar. 22	Toronto	5-3 W	23-44-9
77	Mar. 25	Chicago	3-2 W	24-44-9
78	Mar. 26	@ Calgary	1-6 L	24-45-9
79	Mar. 29	Winnipeg	2-3 L	24-46-9
80	Apr. 1	Minnesota	6-1 W	25-46-9

# 1988.89 SEASON RECORD

## SMYTHE DIVISION FINISH

4th (74 Points)

## COACH

Bob McCammon

## GM

Pat Quinn

## CAPTAIN

Stan Smyl

## SCORING

Player	GP	G	A	PTS	PIM
Skriko	74	30	36	66	57
Linden	80	30	29	59	41
Reinhart	64	7	50	57	44
Tanti	77	24	25	49	69
Bradley	71	18	27	45	42
Pederson	62	15	26	41	22
Nordmark	80	6	35	41	97
Sandlak	72	20	20	40	99
Bozek	71	17	18	35	64
Adams	61	19	14	33	24
Sutter	75	17	15	32	122
Smyl	75	7	18	25	102
Lidster	63	5	17	22	78
Butcher	78	0	20	20	227
Hodgson	23	4	13	17	25
Adams	EDM 49	4	5	9	82
	VAN 12	4	2	6	35
Bruce	53	7	7	14	65
Melnyk	74	3	11	14	82
Benning	65	3	9	12	48
Smith	EDM 19	1	1	2	9
	VAN 10	3	4	7	4

Player	GP	G	A	PTS	PIM
Snepsts	59	0	8	8	69
Bridgman	15	4	3	7	10
Charbonneau	9	1	3	4	6
	VAN 13	0	1	1	6
Stanley	20	3	1	4	14
Guy	45	2	2	4	34
Berry	13	2	1	3	5
Stern	17	1	0	1	49
Boyd	2	0	1	1	0
Murphy	8	0	1	1	2
McLean	42	0	1	1	6
Kidd	1	0	0	0	0
Mazur	1	0	0	0	0
Rohlicek	2	0	0	0	4
Hawkins	4	0	0	0	9
Gamble	5	0	0	0	0
Weeks	35	0	0	0	4

Goaltender	GPI	MIN	GA	SO	AVG	W-L-T
Gamble	5	302	12	0	2.38	2-3-0
McLean	42	2,477	127	4	3.08	20-17-3
Weeks	35	2,058	102	0	3.08	11-19-5

## RESULTS

No	Date	Opponent	Score	Record
1	Oct. 6	Winnipeg	2-2 T	0-0-1
2	Oct. 8	Detroit	3-3 T	0-0-2
3	Oct. 10	NY Islanders	2-3 L	0-1-2
4	Oct. 12	@ Edmonton	6-2 W	1-1-2
5	Oct. 14	@ Winnipeg	3-4 OT L	1-2-2
6	Oct. 16	@ NY Rangers	2-3 L	1-3-2
7	Oct. 18	@ NY Islanders	2-3 L	1-4-2
8	Oct. 19	@ New Jersey	4-0 W	2-4-2
9	Oct. 23	Edmonton	6-5 W	3-4-2
10	Oct. 25	Washington	3-4 OT L	3-5-2
11	Oct. 28	Chicago	5-2 W	4-5-2
12	Oct. 30	Calgary	2-1 W	5-5-2
13	Nov. 1	@ Pittsburgh	3-5 L	5-6-2
14	Nov. 3	@ Philadelphia	5-2 W	6-6-2
15	Nov. 5	@ Hartford	3-2 OT W	7-6-2
16	Nov. 6	@ Boston	2-4 L	7-7-2
17	Nov. 9	Hartford	1-1 T	7-7-3
18	Nov. 11	Montreal	1-3 L	7-8-3
19	Nov. 13	Pittsburgh	2-4 L	7-9-3
20	Nov. 15	@ Los Angeles	4-6 L	7-10-3
21	Nov. 17	@ Minnesota	6-7 L	7-11-3
22	Nov. 19	@ St. Louis	3-2 W	8-11-3
23	Nov. 20	@ Chicago	7-4 W	9-11-3
24	Nov. 22	Buffalo	4-2 W	10-11-3
25	Nov. 25	New Jersey	2-2 T	10-11-4
26	Nov. 27	Los Angeles	5-2 W	11-11-4
27	Nov. 29	@ Calgary	3-3 T	11-11-5
28	Nov. 30	@ Edmonton	2-4 L	11-12-5
29	Dec. 2	@ Winnipeg	3-6 L	11-13-5
30	Dec. 6	NY Rangers	3-5 L	11-14-5
31	Dec. 9	Quebec	2-4 L	11-15-5
32	Dec. 11	Winnipeg	8-6 W	12-15-5
33	Dec. 15	@ Calgary	0-2 L	12-16-5
34	Dec. 16	Calgary	3-5 L	12-17-5
35	Dec. 19	Minnesota	5-1 W	13-17-5
36	Dec. 21	@ Edmonton	2-1 W	14-17-5
37	Dec. 23	Los Angeles	2-5 L	14-18-5
38	Dec. 26	Calgary	2-3 OT L	14-19-5
39	Dec. 29	@ Los Angeles	6-3 W	15-19-5
40	Jan. 1	Montreal	0-4 L	15-20-5

No	Date	Opponent	Score	Record
41	Jan. 4	@ Winnipeg	2-4 L	15-21-5
42	Jan. 6	@ Detroit	2-2 T	15-21-6
43	Jan. 7	@ Pittsburgh	7-5 W	16-21-6
44	Jan. 9	@ Toronto	0-3 L	16-22-6
45	Jan. 13	Winnipeg	1-3 L	16-23-6
46	Jan. 15	St. Louis	2-1 W	17-23-6
47	Jan. 17	Philadelphia	5-3 W	18-23-6
48	Jan. 21	NY Rangers	4-5 OT L	18-24-6
49	Jan. 24	Chicago	2-4 L	18-25-6
50	Jan. 26	@ Los Angeles	6-2 W	19-25-6
51	Jan. 29	Calgary	4-4 T	19-25-7
52	Jan. 31	Edmonton	6-2 W	20-25-7
53	Feb. 1	@ Edmonton	3-4 L	20-26-7
54	Feb. 4	@ Calgary	2-5 L	20-27-7
55	Feb. 5	@ Calgary	4-5 L	20-28-7
56	Feb. 9	@ Minnesota	2-3 L	20-29-7
57	Feb. 10	@ Buffalo	5-4 W	21-29-7
58	Feb. 12	@ Philadelphia	3-2 W	22-29-7
59	Feb. 14	Boston	5-2 W	23-29-7
60	Feb. 16	Quebec	3-2 W	24-29-7
61	Feb. 19	Washington	3-2 W	25-29-7
62	Feb. 21	St. Louis	2-0 W	26-29-7
63	Feb. 23	Toronto	2-1 OT W	27-29-7
64	Feb. 26	@ Montreal	2-5 L	27-30-7
65	Feb. 28	@ Quebec	3-2 W	28-30-7
66	Mar. 2	@ Hartford	1-2 L	28-31-7
67	Mar. 4	@ Boston	4-6 L	28-32-7
68	Mar. 5	@ Washington	0-3 L	28-33-7
69	Mar. 8	Winnipeg	3-0 W	29-33-7
70	Mar. 10	Los Angeles	4-2 W	30-33-7
71	Mar. 14	Detroit	2-2 T	30-33-8
72	Mar. 16	Edmonton	3-0 W	31-33-8
73	Mar. 18	NY Islanders	2-1 W	32-33-8
74	Mar. 20	@ New Jersey	1-3 L	32-34-8
75	Mar. 22	@ Toronto	3-5 L	32-35-8
76	Mar. 24	@ Buffalo	2-5 L	32-36-8
77	Mar. 26	@ Winnipeg	7-3 W	33-36-8
78	Mar. 29	Edmonton	2-5 L	33-37-8
79	Apr. 1	@ Los Angeles	4-6 L	33-38-8
80	Apr. 2	Los Angeles	4-5 L	33-39-8



# 1989.90 SEASON RECORD

## SMYTHE DIVISION FINISH

5th (64 Points)

## COACH

Bob McCammon

## GM

Pat Quinn

## CAPTAIN

Stan Smyl

## SCORING

Player	GP	G	A	PTS	PIM	Player	GP	G	A	PTS	PIM
Quinn	PIT 41	9	20	29	22	Penderson	16	2	7	9	10
	VAN 37	16	18	34	27	Capuano	PIT 6	0	0	0	2
Reinhart	67	17	40	57	30		VAN 27	3	5	8	10
Linden	73	21	30	51	43	Smith	30	3	4	7	72
Adams	65	30	20	50	18	Guy	30	2	5	7	32
Bradley	67	19	29	48	65	Plavsic	STL 4	0	1	1	2
Skriko	77	15	33	48	36		VAN 11	3	2	5	8
Larionov	74	17	27	44	20	Stern	34	2	3	5	208
Lidster	80	8	28	36	36	Snepsts	39	1	3	4	26
Krutow	61	11	23	34	20	Coxe	25	1	4	5	66
Tanti	41	14	18	32	50	McLean	63	0	3	3	6
Lumme	MTL 54	1	19	20	41	Buskas	17	0	3	3	36
	VAN 11	3	7	10	8	Murphy	12	1	1	2	0
Sandlak	70	15	8	23	104	Stanley	23	1	1	2	27
Bozek	58	14	9	23	32	Melnyk	67	0	2	2	91
McBain	PIT 41	5	9	14	51	Lenardon	8	1	0	1	4
	VAN 26	4	5	9	22	Hawkins	4	0	0	0	6
	67	9	14	23	73	Mazur	5	0	0	0	4
Butcher	80	6	14	20	205	Agnew	7	0	0	0	36
Sutter	62	9	9	18	133	Weeks	21	0	0	0	0
Smyl	47	1	15	16	71						
Nordmark	44	2	11	13	34						
Benning	45	3	9	12	26						

Goaltender	GPI	MIN	GA	SO	AVG	W-L-T
McLean	63	3,739	216	0	3.47	21-30-10
Weeks	21	1,142	79	0	4.15	4-11-4

## RESULTS

No	Date	Opponent	Score	Record	No	Date	Opponent	Score	Record
1	Oct. 5	Edmonton	1-4 L	0-1-0	41	Jan. 4	@ Pittsburgh	3-4 L	12-21-8
2	Oct. 7	Detroit	5-3 W	1-1-0	42	Jan. 5	@ Washington	5-2 W	13-21-8
3	Oct. 9	NY Islanders	2-5 L	1-2-0	43	Jan. 7	@ Montreal	3-5 L	13-22-8
4	Oct. 11	@ Edmonton	5-2 W	2-2-0	44	Jan. 10	Hartford	1-3 L	13-23-8
5	Oct. 13	Los Angeles	5-6 L	2-3-0	45	Jan. 12	St. Louis	2-5 L	13-24-8
6	Oct. 15	Boston	7-6 W	3-3-0	46	Jan. 13	Buffalo	3-5 L	13-25-8
7	Oct. 18	@ Toronto	3-4 L	3-4-0	47	Jan. 16	@ NY Islanders	0-3 L	13-26-8
8	Oct. 20	@ New Jersey	3-2 W	4-4-0	48	Jan. 18	@ Philadelphia	3-2 OT W	14-26-8
9	Oct. 21	@ NY Islanders	2-1 W	5-4-0	49	Jan. 19	@ Chicago	2-5 L	14-27-8
10	Oct. 23	@ NY Rangers	3-5 L	5-5-0	50	Jan. 23	Los Angeles	3-3 T	14-27-9
11	Oct. 27	@ Calgary	5-5 T	5-5-1	51	Jan. 26	Minnesota	3-6 L	14-28-9
12	Oct. 28	Calgary	4-3 W	6-5-1	52	Jan. 27	@ Edmonton	2-6 L	14-29-9
13	Oct. 31	New Jersey	4-3 W	7-5-1	53	Jan. 30	Calgary	2-7 L	14-30-9
14	Nov. 3	Winnipeg	2-3 L	7-6-1	54	Feb. 1	@ Calgary	3-4 OT L	14-31-9
15	Nov. 5	Pittsburgh	5-3 W	8-6-1	55	Feb. 2	@ Winnipeg	1-8 L	14-32-9
16	Nov. 8	@ Winnipeg	2-3 OT L	8-7-1	56	Feb. 4	New Jersey	4-2 W	15-32-9
17	Nov. 10	@ Buffalo	2-4 L	8-8-1	57	Feb. 6	Winnipeg	5-3 W	16-32-9
18	Nov. 11	@ Quebec	2-3 L	8-9-1	58	Feb. 9	@ Hartford	4-1 W	17-32-9
19	Nov. 14	Washington	4-4 T	8-9-2	59	Feb. 11	@ Boston	4-2 W	18-32-9
20	Nov. 16	Chicago	4-3 W	9-9-2	60	Feb. 13	@ Quebec	3-5 L	18-33-9
21	Nov. 19	Buffalo	2-2 T	9-9-3	61	Feb. 14	@ Montreal	1-10 L	18-34-9
22	Nov. 21	@ Edmonton	3-4 L	9-10-3	62	Feb. 16	Edmonton	2-2 T	18-34-10
23	Nov. 25	@ Los Angeles	4-7 L	9-11-3	63	Feb. 18	Boston	2-7 L	18-35-10
24	Nov. 26	Los Angeles	3-3 T	9-11-4	64	Feb. 20	Edmonton	2-4 L	18-36-10
25	Nov. 29	Toronto	2-3 OT L	9-12-4	65	Feb. 24	@ Los Angeles	6-4 W	19-36-10
26	Dec. 1	NY Rangers	3-4 L	9-13-4	66	Feb. 26	Toronto	5-2 W	20-36-10
27	Dec. 3	Minnesota	6-5 W	10-13-4	67	Feb. 28	Philadelphia	7-7 T	20-36-11
28	Dec. 6	@ Los Angeles	4-5 OT L	10-14-4	68	Mar. 3	@ Calgary	1-5 L	20-37-11
29	Dec. 9	@ St. Louis	4-6 L	10-15-4	69	Mar. 4	@ Edmonton	3-6 L	20-38-11
30	Dec. 10	@ Chicago	1-7 L	10-16-4	70	Mar. 9	Calgary	4-4 T	20-38-12
31	Dec. 12	@ Minnesota	4-2 W	11-16-4	71	Mar. 11	Pittsburgh	5-3 W	21-38-12
32	Dec. 13	@ Winnipeg	3-3 T	11-16-5	72	Mar. 13	Hartford	0-1 L	21-39-12
33	Dec. 15	Winnipeg	3-3 T	11-16-6	73	Mar. 15	@ St. Louis	6-5 OT W	22-39-12
34	Dec. 17	Quebec	2-2 T	11-16-7	74	Mar. 17	@ Washington	3-1 W	23-39-12
35	Dec. 19	Calgary	1-2 L	11-17-7	75	Mar. 18	@ NY Rangers	2-5 L	23-40-12
36	Dec. 20	@ Calgary	1-2 OT L	11-18-7	76	Mar. 20	@ Detroit	4-4 T	23-40-13
37	Dec. 23	@ Los Angeles	1-4 L	11-19-7	77	Mar. 23	@ Winnipeg	4-2 W	24-40-13
38	Dec. 27	Montreal	2-1 W	12-19-7	78	Mar. 25	Winnipeg	3-3 T	24-40-14
39	Dec. 31	Philadelphia	2-2 T	12-19-8	79	Mar. 27	Edmonton	1-4 L	24-41-14
40	Jan. 2	@ Detroit	1-4 L	12-20-8	80	Mar. 31	Los Angeles	6-3 W	25-41-14

# 1990.91 SEASON RECORD

## SMYTHE DIVISION FINISH

4th (65 Points)

## COACH

Bob McCammon, Pat Quinn

## GM

Pat Quinn

## CAPTAIN

Dan Quinn, Doug Lidster,  
Trevor Linden

## SCORING

Player	GP	G	A	PTS	PIM
Linden	80	33	37	70	65
Courttnall	STL 66	27	30	57	56
	VAN 11	6	2	8	8
Quinn	64	18	31	49	46
Adams	55	21	24	45	10
Ronning	STL 48	14	18	32	10
	VAN 11	6	6	12	0
D. Capuano	61	13	31	44	42
Lidster	78	6	32	38	77
Momesso	STL 59	10	18	28	131
	VAN 11	6	2	8	43
Larionov	64	13	21	34	14
Bozek	62	15	17	32	22
Kron	76	12	20	32	21
Lumme	80	5	27	32	59
Bradley	44	11	20	31	42
Kurvers	TOR 19	0	3	3	8
	VAN 32	4	23	27	20
Valk	59	10	11	21	67
Butcher	69	6	12	18	257
Mazur	36	11	7	18	14
Nedved	61	10	6	16	20
Smyl	45	2	12	14	87
Sandlak	59	7	6	13	125
Diduck	MTL 32	1	2	3	39
	VAN 31	3	7	10	66
Plavsic	48	2	10	12	62
Skriko	20	4	4	8	8

Player	GP	G	A	PTS	PIM
Odjick	45	7	1	8	296
Nordmark	45	2	6	8	63
Guy	39	1	6	7	39
Murphy	42	5	1	6	90
Dirk	STL 41	1	3	4	100
	VAN 11	1	0	1	20
McBain	13	0	5	5	32
Stern	31	2	3	5	171
Murzyn	CGY 19	0	2	2	30
	VAN 10	1	0	1	8
Gibson	14	0	3	3	20
Gamble	47	0	1	1	14
Agnew	20	0	0	0	81
Brown	1	0	0	0	7
Coxe	7	0	0	0	27
McKichan	1	0	0	0	0
Weeks	1	0	0	0	0
Antoski	2	0	0	0	20
J. Capuano	3	0	0	0	0
Mason	6	0	0	0	0
McLean	41	0	0	0	4

Goaltender	GPI	MIN	GA	SO	AVG	W-L-T
Gamble	47	2,433	140	1	3.45	16-16-6
McLean	41	1,969	131	0	3.99	10-22-3
Mason	6	353	29	0	4.93	2-4-0
McKichan	1	20	2	0	6.00	0-0-0
Weeks	1	59	6	0	6.10	0-1-0

## RESULTS

No	Date	Opponent	Score	Record
1	Oct. 4	@ Calgary	2-3 OT L	0-1-0
2	Oct. 6	@ Los Angeles	6-3 W	1-1-0
3	Oct. 9	Los Angeles	2-6 L	1-2-0
4	Oct. 12	St. Louis	4-0 W	2-2-0
5	Oct. 14	Edmonton	5-4 OT W	3-2-0
6	Oct. 17	Boston	3-1 W	4-2-0
7	Oct. 19	@ Winnipeg	5-7 L	4-3-0
8	Oct. 21	@ Quebec	3-2 W	5-3-0
9	Oct. 23	@ Detroit	0-6 L	5-4-0
10	Oct. 25	@ Boston	2-4 L	5-5-0
11	Oct. 27	@ Hartford	4-2 W	6-5-0
12	Oct. 30	Washington	1-2 L	6-6-0
13	Nov. 1	New Jersey	2-1 W	7-6-0
14	Nov. 3	Winnipeg	3-5 L	7-7-0
15	Nov. 6	Detroit	6-3 W	8-7-0
16	Nov. 8	@ Toronto	5-3 W	9-7-0
17	Nov. 9	@ Buffalo	1-7 L	9-8-0
18	Nov. 11	@ Philadelphia	0-2 L	9-9-0
19	Nov. 14	@ Edmonton	3-5 L	9-10-0
20	Nov. 16	NY Islanders	3-2 W	10-10-0
21	Nov. 19	Calgary	4-6 L	10-11-0
22	Nov. 21	Chicago	4-1 W	11-11-0
23	Nov. 23	@ Minnesota	4-6 L	11-12-0
24	Nov. 24	@ St. Louis	3-3 T	11-12-1
25	Nov. 27	Minnesota	1-1 T	11-12-2
26	Nov. 29	Toronto	2-1 W	12-12-2
27	Dec. 2	@ Winnipeg	5-1 W	13-12-2
28	Dec. 4	@ NY Islanders	4-2 W	14-12-2
29	Dec. 5	@ New Jersey	4-9 L	14-13-2
30	Dec. 7	@ Pittsburgh	2-2 T	14-13-3
31	Dec. 10	Quebec	2-3 OT L	14-14-3
32	Dec. 12	@ Edmonton	4-5 L	14-15-3
33	Dec. 14	NY Rangers	3-5 L	14-16-3
34	Dec. 16	Calgary	2-5 L	14-17-3
35	Dec. 18	@ Calgary	3-2 W	15-17-3
36	Dec. 20	Edmonton	7-4 W	16-17-3
37	Dec. 22	Los Angeles	4-3 W	17-17-3
38	Dec. 23	@ Edmonton	3-4 L	17-18-3
39	Dec. 27	Montreal	5-7 L	17-19-3
40	Dec. 28	Edmonton	2-5 L	17-20-3

No	Date	Opponent	Score	Record
41	Dec. 31	@ Winnipeg	1-2 L	17-21-3
42	Jan. 2	@ Hartford	2-5 L	17-22-3
43	Jan. 3	@ Boston	3-8 L	17-23-3
44	Jan. 5	@ Minnesota	6-5 W	18-23-3
45	Jan. 8	Buffalo	3-3 T	18-23-4
46	Jan. 10	Hartford	4-5 L	18-24-4
47	Jan. 12	@ Los Angeles	2-6 L	18-25-4
48	Jan. 16	Winnipeg	1-2 L	18-26-4
49	Jan. 23	Edmonton	6-5 W	19-26-4
50	Jan. 25	Los Angeles	1-5 L	19-27-4
51	Jan. 26	@ Los Angeles	4-5 L	19-28-4
52	Jan. 28	Chicago	0-1 L	19-29-4
53	Jan. 30	@ Edmonton	4-9 L	19-30-4
54	Jan. 31	NY Rangers	3-3 T	19-30-5
55	Feb. 2	@ Los Angeles	1-9 L	19-31-5
56	Feb. 5	@ Washington	3-5 L	19-32-5
57	Feb. 7	@ Philadelphia	2-1 W	20-32-5
58	Feb. 8	@ NY Rangers	1-8 L	20-33-5
59	Feb. 10	@ New Jersey	0-2 L	20-34-5
60	Feb. 14	St. Louis	2-3 L	20-35-5
61	Feb. 16	Washington	4-2 W	21-35-5
62	Feb. 18	Quebec	3-3 T	21-35-6
63	Feb. 20	@ Winnipeg	5-5 T	21-35-7
64	Feb. 21	@ Calgary	4-6 L	21-36-7
65	Feb. 23	Detroit	5-2 W	22-36-7
66	Feb. 25	Calgary	4-2 W	23-36-7
67	Feb. 27	Pittsburgh	4-3 W	24-36-7
68	Mar. 1	Montreal	1-7 L	24-37-7
69	Mar. 3	@ Chicago	0-8 L	24-38-7
70	Mar. 5	@ Pittsburgh	1-4 L	24-39-7
71	Mar. 7	@ Toronto	3-3 T	24-39-8
72	Mar. 9	@ Montreal	2-4 L	24-40-8
73	Mar. 10	@ Buffalo	7-5 W	25-40-8
74	Mar. 13	Philadelphia	4-5 OT L	25-41-8
75	Mar. 16	NY Islanders	4-4 T	25-41-9
76	Mar. 17	Los Angeles	5-4 OT W	26-41-9
77	Mar. 20	Calgary	2-3 L	26-42-9
78	Mar. 22	Winnipeg	3-1 W	27-42-9
79	Mar. 26	@ Calgary	2-7 L	27-43-9
80	Mar. 28	Winnipeg	3-2 OT W	28-43-9

# 1991.92 SEASON RECORD

## SMYTHE DIVISION FINISH

1st (96 Points)

## COACH

Pat Quinn

## GM

Pat Quinn

## CAPTAIN

Trevor Linden

## SCORING

Player	GP	G	A	PTS	PIM
Linden	80	31	44	75	101
Ronning	80	24	47	71	42
Larionov	72	21	44	65	54
Bure	65	34	26	60	30
Adams	76	30	27	57	8
Courtball	70	23	34	57	116
Lumme	75	12	32	44	65
Momesso	58	20	23	43	198
Sandlak	66	16	24	40	176
Fergus	TOR 11	1	3	4	4
	VAN 44	14	20	34	17
Nedved	77	15	22	37	36
Lidster	66	6	23	29	39
Babych	75	5	24	29	63
Diduck	77	6	21	27	229
Valk	65	8	17	25	56
Walter	67	6	11	17	49

Player	GP	G	A	PTS	PIM	
Murzyn	70	3	11	14	147	
Odjick	65	4	6	10	348	
Plavsic	16	1	9	10	14	
Dirk	72	2	7	9	126	
Gregg	21	1	4	5	24	
Kron	36	2	2	4	2	
McLean	65	0	4	4	0	
McBain	6	1	0	1	0	
Murphy	6	0	1	1	6	
Bawa	2	0	0	0	0	
Antoski	4	0	0	0	29	
Mazur	5	0	0	0	2	
Gamble	19	0	0	0	8	
Agnew	24	0	0	0	56	
<b>Goaltender</b>	<b>GPI</b>	<b>MIN</b>	<b>GA</b>	<b>SO</b>	<b>AVG</b>	<b>W-L-T</b>
McLean	65	3,852	176	5	2.74	38-17-9
Gamble	19	1,009	73	0	4.34	4-9-3

## RESULTS

No	Date	Opponent	Score	Record
1	Oct. 4	San Jose	4-3 W	1-0-0
2	Oct. 5	@ San Jose	5-2 W	2-0-0
3	Oct. 8	@ Winnipeg	3-2 OT W	3-0-0
4	Oct. 10	@ Chicago	6-7 L	3-1-0
5	Oct. 12	@ Toronto	2-1 W	4-1-0
6	Oct. 13	@ Buffalo	3-1 W	5-1-0
7	Oct. 17	Boston	3-3 T	5-1-1
8	Oct. 19	Calgary	5-2 W	6-1-1
9	Oct. 21	Toronto	4-1 W	7-1-1
10	Oct. 24	Washington	3-1 W	8-1-1
11	Oct. 26	@ Edmonton	4-5 L	8-2-1
12	Oct. 27	Edmonton	3-6 L	8-3-1
13	Oct. 29	New Jersey	4-3 W	9-3-1
14	Nov. 1	St. Louis	2-3 L	9-4-1
15	Nov. 3	Edmonton	7-2 W	10-4-1
16	Nov. 5	Winnipeg	2-2 T	10-4-2
17	Nov. 7	@ Los Angeles	4-3 W	11-4-2
18	Nov. 10	NY Islanders	6-0 W	12-4-2
19	Nov. 12	Los Angeles	8-2 W	13-4-2
20	Nov. 14	@ Calgary	2-2 T	13-4-3
21	Nov. 16	San Jose	1-0 W	14-4-3
22	Nov. 19	NY Rangers	3-4 L	14-5-3
23	Nov. 21	@ Calgary	2-3 L	14-6-3
24	Nov. 22	Calgary	6-5 OT W	15-6-3
25	Nov. 26	@ San Jose	1-4 L	15-7-3
26	Nov. 29	Chicago	5-2 W	16-7-3
27	Dec. 1	@ Edmonton	0-7 L	16-8-3
28	Dec. 3	@ Quebec	0-3 L	16-9-3
29	Dec. 4	@ Montreal	3-0 W	17-9-3
30	Dec. 7	@ Toronto	3-6 L	17-10-3
31	Dec. 10	Edmonton	4-7 L	17-11-3
32	Dec. 12	Minnesota	7-5 W	18-11-3
33	Dec. 14	@ Los Angeles	4-4 T	18-11-4
34	Dec. 17	Detroit	2-1 W	19-11-4
35	Dec. 19	Winnipeg	3-1 W	20-11-4
36	Dec. 22	Quebec	6-6 T	20-11-5
37	Dec. 27	Philadelphia	1-1 T	20-11-6
38	Dec. 28	@ San Jose	3-2 W	21-11-6
39	Dec. 31	@ Los Angeles	5-3 W	22-11-6
40	Jan. 3	@ Washington	3-3 T	22-11-7

No	Date	Opponent	Score	Record
41	Jan. 4	@ Minnesota	3-4 L	22-12-7
42	Jan. 7	San Jose	4-1 W	23-12-7
43	Jan. 12	Pittsburgh	3-4 L	23-13-7
44	Jan. 14	@ Winnipeg	4-2 W	24-13-7
45	Jan. 15	@ Edmonton	5-3 W	25-13-7
46	Jan. 21	@ Quebec	5-3 W	26-13-7
47	Jan. 23	@ Detroit	3-1 W	27-13-7
48	Jan. 25	@ St. Louis	1-0 OT W	28-13-7
49	Jan. 28	Edmonton	3-5 L	28-14-7
50	Jan. 30	Chicago	4-1 W	29-14-7
51	Feb. 1	Hartford	4-4 T	29-14-8
52	Feb. 4	Montreal	5-3 W	30-14-8
53	Feb. 6	NY Islanders	4-5 OT L	30-15-8
54	Feb. 10	@ Montreal	3-8 L	30-16-8
55	Feb. 12	@ NY Rangers	2-5 L	30-17-8
56	Feb. 13	@ New Jersey	3-5 L	30-18-8
57	Feb. 15	@ NY Islanders	1-3 L	30-19-8
58	Feb. 17	@ NY Rangers	3-3 T	30-19-9
59	Feb. 19	Buffalo	6-5 W	31-19-9
60	Feb. 21	@ San Jose	5-3 W	32-19-9
61	Feb. 23	Boston	2-1 OT W	33-19-9
62	Feb. 25	Los Angeles	3-4 L	33-20-9
63	Feb. 28	Winnipeg	5-3 W	34-20-9
64	Mar. 1	Calgary	11-0 W	35-20-9
65	Mar. 2	St. Louis	3-5 L	35-21-9
66	Mar. 5	@ Boston	2-2 T	35-21-10
67	Mar. 7	@ Hartford	5-1 W	36-21-10
68	Mar. 8	@ Philadelphia	7-3 W	37-21-10
69	Mar. 12	New Jersey	2-1 W	38-21-10
70	Mar. 14	@ Calgary	6-4 W	39-21-10
71	Mar. 18	Hartford	3-2 W	40-21-10
72	Mar. 20	Winnipeg	2-2 T	40-21-11
73	Mar. 22	@ Winnipeg	1-5 L	40-22-11
74	Mar. 24	@ Minnesota	4-2 W	41-22-11
75	Mar. 26	@ Pittsburgh	3-7 L	41-23-11
76	Mar. 28	@ Detroit	1-3 L	41-24-11
77	Mar. 29	@ Washington	4-7 L	41-25-11
78	Apr. 12	Los Angeles	1-6 L	41-26-11
79	Apr. 14	@ Los Angeles	3-2 W	42-26-11
80	Apr. 16	Calgary	4-4 T	42-26-12

# 1992.93 SEASON RECORD

## SMYTHE DIVISION FINISH

1st (101 Points)

## COACH

Pat Quinn

## GM

Pat Quinn

## CAPTAIN

Trevor Linden

## SCORING

Player	GP	G	A	PTS	PIM
Bure	83	60	50	110	69
Ronning	79	29	56	85	30
Courttnall	84	31	46	77	167
Craven	HFD 67	25	42	67	20
	VAN 10	0	10	10	12
Linden	84	33	39	72	64
Nedved	84	38	33	71	96
Adams	53	25	31	56	14
Ward	70	22	30	52	82
Semenov	TB 13	2	3	5	4
	VAN 62	10	34	44	28
Lumme	74	8	36	44	55
Momesso	84	18	20	38	200
Sandlak	59	10	18	28	122
Plavick	57	6	21	27	53
Sleg	41	4	22	26	109
Lidster	71	6	19	25	36
Diduck	80	6	14	20	171

Player	GP	G	A	PTS	PIM
Babych	43	3	16	19	44
Odjick	75	4	13	17	370
Murzyn	79	5	11	16	196
Fergus	36	5	9	14	20
Valk	48	6	7	13	77
Hunter	QUE 48	5	3	8	94
	VAN 26	0	4	4	99
Dirk	69	4	8	12	150
Walter	25	3	0	3	10
Whitmore	31	0	3	3	2
Morin	1	0	1	1	0
Ratushny	1	0	1	1	2
McLean	54	0	1	1	16
Antoski	2	0	0	0	0

Goaltender	GPI	MIN	GA	SO	AVG	W-L-T
Whitmore	31	1,817	94	1	3.10	18-8-4
McLean	54	3,261	184	3	3.39	28-21-5

## RESULTS

No	Date	Opponent	Score	Record
1	Oct. 6	@ Edmonton	5-4 W	1-0-0
2	Oct. 10	Edmonton	5-2 W	2-0-0
3	Oct. 12	Winnipeg	8-1 W	3-0-0
4	Oct. 16	@ Winnipeg	6-2 W	4-0-0
5	Oct. 18	@ Chicago	1-3 L	4-1-0
6	Oct. 20	@ Pittsburgh	1-5 L	4-2-0
7	Oct. 22	@ Philadelphia	4-4 T	4-2-1
8	Oct. 25	Boston	3-5 L	4-3-1
9	Oct. 28	Washington	4-3 W	5-3-1
10	Oct. 30	Minnesota	2-3 L	5-4-1
11	Nov. 1	@ Calgary	3-5 L	5-5-1
12	Nov. 4	Calgary	5-5 T	5-5-2
13	Nov. 6	Ottawa	4-1 W	6-5-2
14	Nov. 8	Winnipeg	6-1 W	7-5-2
15	Nov. 10	San Jose	6-2 W	8-5-2
16	Nov. 12	@ Los Angeles	4-7 L	8-6-2
17	Nov. 14	@ San Jose	5-2 W	9-6-2
18	Nov. 16	Los Angeles	6-3 W	10-6-2
19	Nov. 18	@ Edmonton	2-4 L	10-7-2
20	Nov. 19	@ Calgary	3-4 L	10-8-2
21	Nov. 21	Edmonton	9-0 W	11-8-2
22	Nov. 23	Chicago	5-2 W	12-8-2
23	Nov. 25	@ Minnesota	4-2 W	13-8-2
24	Nov. 26	@ St. Louis	5-7 L	13-9-2
25	Nov. 28	@ Montreal	6-5 W	14-9-2
26	Dec. 3	Edmonton	4-1 W	15-9-2
27	Dec. 7	St. Louis	4-3 W	16-9-2
28	Dec. 9	San Jose	8-3 W	17-9-2
29	Dec. 13	Quebec	3-3 T	17-9-3
30	Dec. 16	@ Edmonton	2-4 L	17-10-3
31	Dec. 18	San Jose	8-1 W	18-10-3
32	Dec. 19	@ San Jose	6-3 W	19-10-3
33	Dec. 22	@ Los Angeles	6-2 W	20-10-3
34	Dec. 27	Montreal	5-2 W	21-10-3
35	Dec. 29	San Jose	7-5 W	22-10-3
36	Dec. 31	Los Angeles	4-0 W	23-10-3
37	Jan. 2	@ San Jose	2-2 T	23-10-4
38	Jan. 4	Tampa Bay	7-0 W	24-10-4
39	Jan. 6	@ Toronto	5-2 W	25-10-4
40	Jan. 8	@ Detroit	3-6 L	25-11-4
41	Jan. 9	@ NY Islanders	5-4 W	26-11-4
42	Jan. 11	@ NY Rangers	3-3 T	26-11-5

No	Date	Opponent	Score	Record
43	Jan. 12	@ New Jersey	2-3 L	26-12-5
44	Jan. 15	Buffalo	4-1 W	27-12-5
45	Jan. 16	Hartford	8-3 W	28-12-5
46	Jan. 19	Pittsburgh	2-5 L	28-13-5
47	Jan. 21	@ Los Angeles	5-4 W	29-13-5
48	Jan. 23	@ Minnesota	3-3 T	29-13-6
49	Jan. 24	@ Chicago	2-6 L	29-14-6
50	Jan. 27	Chicago	4-4 T	29-14-7
51	Jan. 30	Detroit	4-4 T	29-14-8
52	Feb. 1	Minnesota	4-5 L	29-15-8
53	Feb. 3	Tampa Bay	4-2 W	30-15-8
54	Feb. 9	@ Quebec	5-1 W	31-15-8
55	Feb. 11	@ Toronto	2-5 L	31-16-8
56	Feb. 12	@ Buffalo	3-1 W	32-16-8
57	Feb. 15	@ Los Angeles	0-3 L	32-17-8
58	Feb. 18	Philadelphia	2-3 L	32-18-8
59	Feb. 20	Winnipeg	4-2 W	33-18-8
60	Feb. 22	Toronto	1-8 L	33-19-8
61	Feb. 24	NY Rangers	5-4 W	34-19-8
62	Feb. 26	@ Winnipeg	7-4 W	35-19-8
63	Mar. 1	@ Buffalo	5-2 W	36-19-8
64	Mar. 2	@ Washington	3-3 T	36-19-9
65	Mar. 4	@ Boston	3-4 L	36-20-9
66	Mar. 6	@ Hartford	1-5 L	36-21-9
67	Mar. 9	New Jersey	7-2 W	37-21-9
68	Mar. 11	Minnesota	3-4 L	37-22-9
69	Mar. 12	@ Winnipeg	3-2 W	38-22-9
70	Mar. 14	@ Calgary	2-3 L	38-23-9
71	Mar. 18	Winnipeg	2-5 L	38-24-9
72	Mar. 20	NY Islanders	2-7 L	38-25-9
73	Mar. 22	St. Louis	1-3 L	38-26-9
74	Mar. 24	Los Angeles	6-2 W	39-26-9
75	Mar. 26	Calgary	1-3 L	39-27-9
76	Mar. 30	@ St. Louis	6-3 W	40-27-9
77	Apr. 1	@ Tampa Bay	5-3 W	41-27-9
78	Apr. 3	@ Detroit	1-5 L	41-28-9
79	Apr. 4	@ Ottawa	3-0 W	42-28-9
80	Apr. 7	Edmonton	5-4 OT W	43-28-9
81	Apr. 9	@ Calgary	1-8 L	43-29-9
82	Apr. 11	Calgary	6-3 W	44-29-9
83	Apr. 13	Los Angeles	7-4 W	45-29-9
84	Apr. 15	@ Los Angeles	8-6 W	46-29-9

# 1993.94 SEASON RECORD

## PACIFIC DIVISION FINISH

2nd (85 Points)

## COACH

Pat Quinn

## GM

Pat Quinn

## CAPTAIN

Trevor Linden

## SCORING

Player	GP	G	A	PTS	PIM	Player	GP	G	A	PTS	PIM
Bure	76	60	47	107	86	Hedican	STL 38	2	3	5	14
G. Courtnall	82	26	44	70	123		VAN 8	0	1	1	0
Ronning	76	25	43	68	42	Diduck	55	1	10	11	72
Brown	STL 63	13	47	60	46	Plavick	47	1	9	10	6
	VAN 11	1	5	6	10	McIntyre	62	3	6	9	38
Linden	84	32	29	61	73	Lafayette	STL 38	2	3	5	14
Craven	78	15	40	55	30		VAN 11	1	1	2	4
Lumme	83	13	42	55	50	Hunter	56	3	4	7	171
Slegr	78	5	33	38	86	Ward	33	6	1	7	37
Adams	68	13	24	37	20	Jackson	12	5	1	6	9
Babych	73	4	28	32	52	Kesa	19	2	4	6	18
Odjick	76	16	13	29	271	Namesnikov	17	0	5	5	10
Gelinas	QUE 31	6	6	12	8	Dirk	65	2	3	5	105
	VAN 33	8	8	16	26	Eisenhut	13	1	3	4	21
Carson	LA 25	4	7	11	2	McLean	52	0	4	4	2
	VAN 34	7	10	17	22	Antoski	55	1	2	3	190
Momesso	68	14	13	27	149	Morin	5	1	1	2	6
Murzyn	80	6	14	20	109	Whitmore	32	0	0	0	6
Glynn	OTT 48	2	13	15	53	Peca	4	0	0	0	2
	VAN 16	0	0	0	12						
Charbonneau	30	7	7	14	49						

Goaltender	GPI	MIN	GA	SO	AVG	W-L-T
McLean	52	3,128	156	3	2.99	23-26-3
Whitmore	32	1,921	113	0	3.53	18-14-0

## RESULTS

No	Date	Opponent	Score	Record	No	Date	Opponent	Score	Record
1	Oct. 6	@ Los Angeles	5-2 W	1-0-0	43	Jan. 14	Ottawa	2-2 T	21-21-1
2	Oct. 9	Calgary	1-5 L	1-1-0	44	Jan. 16	@ Anaheim	4-3 W	22-21-1
3	Oct. 11	Edmonton	4-1 W	2-1-0	45	Jan. 19	Calgary	3-4 L	22-22-1
4	Oct. 16	@ Edmonton	3-2 W	3-1-0	46	Jan. 24	@ Edmonton	5-4 OT W	23-22-1
5	Oct. 19	Boston	5-4 W	4-1-0	47	Jan. 25	St. Louis	3-3 T	23-22-2
6	Oct. 21	@ Calgary	6-3 W	5-1-0	48	Jan. 27	Dallas	2-3 L	23-23-2
7	Oct. 23	@ San Jose	6-4 W	6-1-0	49	Jan. 29	New Jersey	6-3 W	24-23-2
8	Oct. 24	San Jose	3-2 OT W	7-1-0	50	Jan. 31	Los Angeles	3-1 W	25-23-2
9	Oct. 27	Washington	2-4 L	7-2-0	51	Feb. 2	Chicago	6-4 W	26-23-2
10	Oct. 30	Buffalo	3-6 L	7-3-0	52	Feb. 4	@ Anaheim	0-3 L	26-24-2
11	Nov. 2	@ NY Islanders	2-1 W	8-3-0	53	Feb. 6	Hartford	2-4 L	26-25-2
12	Nov. 3	@ NY Rangers	3-6 L	8-4-0	54	Feb. 8	@ Detroit	6-3 W	27-25-2
13	Nov. 5	@ Washington	2-3 L	8-5-0	55	Feb. 10	@ New Jersey	3-7 L	27-26-2
14	Nov. 7	@ Philadelphia	5-2 W	9-5-0	56	Feb. 12	@ Tampa Bay	3-2 W	28-26-2
15	Nov. 10	Los Angeles	4-0 W	10-5-0	57	Feb. 13	@ Florida	1-2 L	28-27-2
16	Nov. 13	@ Calgary	3-4 L	10-6-0	58	Feb. 15	@ St. Louis	2-3 L	28-28-2
17	Nov. 14	Anaheim	3-2 W	11-6-0	59	Feb. 17	@ Chicago	4-2 W	29-28-2
18	Nov. 16	St. Louis	3-0 W	12-6-0	60	Feb. 22	Calgary	4-4 T	29-28-3
19	Nov. 19	Anaheim	3-6 L	12-7-0	61	Feb. 26	Tampa Bay	3-1 W	30-28-3
20	Nov. 22	Toronto	2-5 L	12-8-0	62	Mar. 1	Edmonton	4-7 L	30-29-3
21	Nov. 24	Detroit	4-5 OT L	12-9-0	63	Mar. 3	@ St. Louis	4-0 W	31-29-3
22	Nov. 26	@ Winnipeg	5-3 W	13-9-0	64	Mar. 4	@ Dallas	4-1 W	32-29-3
23	Nov. 27	@ Edmonton	1-2 L	13-10-0	65	Mar. 7	Florida	1-2 L	32-30-3
24	Nov. 29	Chicago	2-1 W	14-10-0	66	Mar. 9	NY Islanders	5-4 W	33-30-3
25	Dec. 2	Philadelphia	3-6 L	14-11-0	67	Mar. 11	@ Winnipeg	8-4 W	34-30-3
26	Dec. 4	@ Quebec	1-3 L	14-12-0	68	Mar. 13	@ Chicago	2-5 L	34-31-3
27	Dec. 6	@ Montreal	3-4 OT L	14-13-0	69	Mar. 15	@ Detroit	2-5 L	34-32-3
28	Dec. 8	@ Hartford	4-1 W	15-13-0	70	Mar. 16	@ Toronto	4-1 W	35-32-3
29	Dec. 9	@ Boston	3-2 OT W	16-13-0	71	Mar. 19	@ Pittsburgh	4-5 L	35-33-3
30	Dec. 14	@ Calgary	4-8 L	16-14-0	72	Mar. 20	@ Dallas	1-2 OT L	35-34-3
31	Dec. 15	@ Edmonton	2-7 L	16-15-0	73	Mar. 23	@ Los Angeles	6-3 W	36-34-3
32	Dec. 17	Winnipeg	6-1 W	17-15-0	74	Mar. 25	NY Rangers	2-5 L	36-35-3
33	Dec. 19	Dallas	1-3 L	17-16-0	75	Mar. 27	Los Angeles	4-3 W	37-35-3
34	Dec. 21	Edmonton	6-3 W	18-16-0	76	Mar. 28	Toronto	3-2 OT W	38-35-3
35	Dec. 23	Calgary (@Sask.)	4-3 W	19-16-0	77	Mar. 30	Pittsburgh	1-3 L	38-36-3
36	Dec. 28	@ Los Angeles	5-6 L	19-17-0	78	Apr. 1	Winnipeg	5-1 W	39-36-3
37	Dec. 31	San Jose	2-3 L	19-18-0	79	Apr. 2	San Jose	4-7 L	39-37-3
38	Jan. 2	Montreal	2-3 L	19-19-0	80	Apr. 5	Detroit	3-8 L	39-38-3
39	Jan. 5	@ Ottawa	7-2 W	20-19-0	81	Apr. 7	San Jose	3-2 W	40-38-3
40	Jan. 8	@ Toronto	3-6 L	20-20-0	82	Apr. 9	Anaheim	1-3 L	40-39-3
41	Jan. 9	@ Buffalo	3-5 L	20-21-0	83	Apr. 10	@ San Jose	1-3 L	40-40-3
42	Jan. 12	Quebec	4-3 W	21-21-0	84	Apr. 13	@ Anaheim	2-1 W	41-40-3

# 1994.95 SEASON RECORD

## PACIFIC DIVISION FINISH

2nd (48 Points)

## COACH

Rick Ley

## GM

Pat Quinn

## CAPTAIN

Trevor Linden

## SCORING

Player	GP	G	A	PTS	PIM
Bure	44	20	23	43	47
Linden	48	18	22	40	40
R. Courtnall	DAL 32	7	10	17	13
	VAN 13	4	14	18	4
G. Courtnall	45	16	18	34	81
Beranek	PHI 14	5	5	10	2
	VAN 37	8	13	21	28
Brown	33	8	23	31	16
Momesso	48	10	15	25	65
Ronning	41	6	19	25	27
Gelinas	46	13	10	23	36
Oksiuta	EDM 26	11	2	13	6
	VAN 12	5	2	7	2
Ruutu	CHI 20	2	5	7	6
	VAN 25	5	6	11	23
Lumme	36	5	12	17	26
Adams	31	5	10	15	12
Babych	40	3	11	14	18
Hedican	45	2	11	13	34
Peca	33	6	6	12	30
Odjick	23	4	5	9	109
Lafayette	27	4	4	8	2

Player	GP	G	A	PTS	PIM
Murzyn	40	0	8	8	129
Sleg	19	1	5	6	32
Hunter	34	3	2	5	120
Diduck	22	1	3	4	15
McIntyre	28	0	4	4	37
Cullimore	34	1	2	3	39
Namestnikov	16	0	3	3	4
Leeman	10	2	0	2	0
Aucoin	1	1	0	1	0
Charbonneau	3	1	0	1	0
Jackson	3	1	0	1	4
Plavsic	3	0	1	1	4
Whitmore	11	0	1	1	7
Walker	11	0	1	1	33
McLean	40	0	1	1	4
Antonski	7	0	0	0	46
Wotton	1	0	0	0	0
Stojanov	4	0	0	0	13

Goaltender	GPI	MIN	GA	SO	AVG	W-L-T
McLean	40	2,374	109	1	2.75	18-12-10
Whitmore	11	558	37	0	3.98	0-6-2

## RESULTS

No	Date	Opponent	Score	Record
1	Jan. 20	Dallas	1-1 T	0-0-1
2	Jan. 21	St. Louis	1-7 L	0-1-1
3	Jan. 24	@ Detroit	3-6 L	0-2-1
4	Jan. 25	@ Toronto	2-6 L	0-3-1
5	Jan. 28	@ St. Louis	3-1 W	1-3-1
6	Feb. 1	Toronto	4-4 T	1-3-2
7	Feb. 5	Chicago	4-9 L	1-4-2
8	Feb. 7	Edmonton	4-4 T	1-4-3
9	Feb. 9	Winnipeg	5-1 W	2-4-3
10	Feb. 11	San Jose	1-1 T	2-4-4
11	Feb. 15	@ San Jose	1-3 L	2-5-4
12	Feb. 17	@ Anaheim	2-2 T	2-5-5
13	Feb. 18	@ Los Angeles	6-2 W	3-5-5
14	Feb. 20	Los Angeles	8-2 W	4-5-5
15	Feb. 22	Winnipeg	1-4 L	4-6-5
16	Feb. 24	@ Dallas	3-3 T	4-6-6
17	Feb. 26	@ San Jose	5-1 W	5-6-6
18	Feb. 28	San Jose	3-4 L	5-7-6
19	Mar. 2	@ Calgary	2-2 T	5-7-7
20	Mar. 4	@ Los Angeles	5-4 W	6-7-7
21	Mar. 6	Detroit	2-5 L	6-8-7
22	Mar. 11	Anaheim	5-3 W	7-8-7
23	Mar. 12	@ Edmonton	5-2 W	8-8-7
24	Mar. 14	@ Winnipeg	3-3 T	8-8-8

No	Date	Opponent	Score	Record
25	Mar. 16	@ Chicago	2-9 L	8-9-8
26	Mar. 17	@ Detroit	1-3 L	8-10-8
27	Mar. 21	Toronto	3-1 W	9-10-8
28	Mar. 23	Chicago	1-3 L	9-11-8
29	Mar. 25	Detroit	1-2 L	9-12-8
30	Mar. 26	@ Calgary	0-2 L	9-13-8
31	Mar. 29	Los Angeles	5-2 W	10-13-8
32	Mar. 31	Anaheim	6-1 W	11-13-8
33	Apr. 1	@ Edmonton	5-1 W	12-13-8
34	Apr. 4	Dallas	2-2 T	12-13-9
35	Apr. 7	@ Winnipeg	4-7 L	12-14-9
36	Apr. 8	@ Calgary	4-2 W	13-14-9
37	Apr. 11	Anaheim	5-0 W	14-14-9
38	Apr. 13	Edmonton	4-6 L	14-15-9
39	Apr. 15	@ Anaheim	3-1 W	15-15-9
40	Apr. 17	@ Dallas	2-2 T	15-15-10
41	Apr. 18	@ St. Louis	1-4 L	15-16-10
42	Apr. 20	Calgary	2-2 T	15-16-11
43	Apr. 22	Edmonton	6-1 W	16-16-11
44	Apr. 25	@ Chicago	3-4 OT L	16-17-11
45	Apr. 26	@ Toronto	2-5 L	16-18-11
46	Apr. 28	St. Louis	3-1 W	17-18-11
47	Apr. 30	Calgary	6-4 W	18-18-11
48	May 3	@ San Jose	3-3 T	18-18-12



# 1995.96 SEASON RECORD

## PACIFIC DIVISION FINISH

Tied 2nd (79 Points)

## COACH

Rick Ley, Pat Quinn

## GM

Pat Quinn

## CAPTAIN

Trevor Linden

## SCORING

Player	GP	G	A	PTS	PIM	Player	GP	G	A	PTS	PIM
Mogilny	79	55	52	107	16	Brown	28	1	16	17	18
Linden	82	33	47	80	42	Aucoin	49	4	14	18	34
Ronning	79	22	45	67	42	Bure	15	6	7	13	8
Courtshall	81	26	39	65	40	Walker	63	4	8	12	137
Gelinas	81	30	26	56	59	Murzyn	69	2	10	12	130
Naslund	PIT 66	19	33	52	36	Kucera	HAR 30	2	6	8	10
	VAN 10	3	0	3	6		VAN 24	1	0	1	10
Lumme	80	17	37	54	50	Odjick	55	3	4	7	181
Oksuta	56	16	23	39	42	Sandlak	33	4	2	6	6
Tikkanen	STL 11	1	4	5	18	Loney	12	2	3	5	6
	NJ 9	0	2	2	4	Kocur	NYR 38	1	2	3	49
	VAN 38	13	24	37	14		VAN 7	0	1	1	19
Belanger	FLA 63	17	21	38	10	Hunter	60	2	0	2	122
	VAN 9	3	0	3	4	Cullimore	27	1	1	2	21
Sillinger	ANA 62	13	21	34	32	Malkoc	41	0	2	2	136
	VAN 12	1	3	4	6	Hirsch	41	0	2	2	2
Hedican	77	6	23	29	83	McLean	45	0	2	2	6
Babych	53	3	21	24	38	Bohonos	3	0	1	1	0
Rohlin	56	6	16	22	32	Courville	3	1	0	1	0
Ridley	37	6	15	21	29	Stojanov	58	0	1	1	123
Beranek	61	6	14	20	60						
Dowd	NJ 28	4	9	13	17						
	VAN 38	1	6	7	6						

Goaltender	GPI	MIN	GA	SO	Avg	W-L-T
Hirsch	41	2,338	114	1	2.93	17-14-6
McLean	45	2,645	156	2	3.54	15-21-9

## RESULTS

No	Date	Opponent	Score	Record	No	Date	Opponent	Score	Record
1	Oct. 9	Detroit	3-5 L	0-1-0	42	Jan. 13	@ Toronto	5-2 W	15-16-11
2	Oct. 12	@ Los Angeles	7-7 T	0-1-1	43	Jan. 15	@ Boston	6-0 W	16-16-11
3	Oct. 14	@ San Jose	7-6 W	1-1-1	44	Jan. 16	@ Hartford	0-3 L	16-17-11
4	Oct. 15	Los Angeles	3-3 T	1-1-2	45	Jan. 22	Dallas	4-6 L	16-18-11
5	Oct. 18	@ Anaheim	5-1 W	2-1-2	46	Jan. 24	Anaheim	1-2 L	16-19-11
6	Oct. 21	@ Edmonton	4-6 L	2-2-2	47	Jan. 25	@ Colorado	2-2 T	16-19-12
7	Oct. 24	@ NY Rangers	2-5 L	2-3-2	48	Jan. 27	NY Islanders	6-3 W	17-19-12
8	Oct. 25	@ New Jersey	4-2 W	3-3-2	49	Jan. 30	New Jersey	2-3 OT L	17-20-12
9	Oct. 28	Winnipeg	1-4 L	3-4-2	50	Feb. 1	@ St. Louis	2-2 T	17-20-13
10	Oct. 30	San Jose	4-3 W	4-4-2	51	Feb. 2	@ Dallas	5-4 W	18-20-13
11	Nov. 1	Edmonton	3-3 T	4-4-3	52	Feb. 4	@ Winnipeg	4-2 W	19-20-13
12	Nov. 3	Toronto	4-4 T	4-4-4	53	Feb. 7	Hartford	3-5 L	19-21-13
13	Nov. 4	@ Calgary	4-4 T	4-4-5	54	Feb. 9	@ Edmonton	3-2 OT W	20-21-13
14	Nov. 7	@ NY Islanders	5-2 W	5-4-5	55	Feb. 10	Washington	4-4 T	20-21-14
15	Nov. 9	@ Chicago	2-5 L	5-5-5	56	Feb. 13	Winnipeg	5-4 W	21-21-14
16	Nov. 11	Colorado	4-8 L	5-6-5	57	Feb. 15	Anaheim	5-3 W	22-21-14
17	Nov. 12	Montreal	2-4 L	5-7-5	58	Feb. 17	Boston	1-4 L	22-22-14
18	Nov. 16	@ Florida	2-2 T	5-7-6	59	Feb. 19	@ Detroit	3-4 L	22-23-14
19	Nov. 18	@ Tampa Bay	4-5 OT L	5-8-6	60	Feb. 20	@ Winnipeg	5-3 W	23-23-14
20	Nov. 19	@ Philadelphia	2-3 OT L	5-9-6	61	Feb. 23	San Jose	3-1 W	24-23-14
21	Nov. 22	@ Dallas	3-4 L	5-10-6	62	Feb. 27	Pittsburgh	4-7 L	24-24-14
22	Nov. 23	@ St. Louis	3-2 W	6-10-6	63	Feb. 29	St. Louis	2-2 T	24-24-15
23	Nov. 25	@ San Jose	2-7 L	6-11-6	64	Mar. 2	@ Detroit	3-2 W	25-24-15
24	Nov. 29	Chicago	2-2 T	6-11-7	65	Mar. 3	@ Buffalo	3-0 W	26-24-15
25	Dec. 1	San Jose	7-2 W	7-11-7	66	Mar. 6	Buffalo	5-2 W	27-24-15
26	Dec. 5	Edmonton	6-2 W	8-11-7	67	Mar. 9	Colorado	5-7 L	27-25-15
27	Dec. 8	St. Louis	3-6 L	8-12-7	68	Mar. 12	@ Washington	0-9 L	27-26-15
28	Dec. 9	@ Calgary	4-3 W	9-12-7	69	Mar. 14	@ Chicago	1-5 L	27-27-15
29	Dec. 13	@ Edmonton	2-2 T	9-12-8	70	Mar. 15	@ Ottawa	0-2 L	27-28-15
30	Dec. 17	Ottawa	4-1 W	10-12-8	71	Mar. 17	@ Toronto	2-4 L	27-29-15
31	Dec. 18	@ Colorado	4-2 W	11-12-8	72	Mar. 19	Colorado	3-4 L	27-30-15
32	Dec. 20	@ Los Angeles	2-2 T	11-12-9	73	Mar. 22	Dallas	5-2 W	28-30-15
33	Dec. 22	@ Anaheim	6-2 W	12-12-9	74	Mar. 23	Calgary	0-4 L	28-31-15
34	Dec. 23	Detroit	0-1 L	12-13-9	75	Mar. 25	Los Angeles	4-1 W	29-30-15
35	Dec. 26	Calgary	2-4 L	12-14-9	76	Mar. 27	Toronto	2-6 L	29-32-15
36	Dec. 28	NY Rangers	2-3 L	12-15-9	77	Mar. 29	Chicago	4-2 W	30-32-15
37	Dec. 31	Philadelphia	5-5 T	12-15-10	78	Apr. 1	Edmonton	2-6 L	30-33-15
38	Jan. 3	Florida	7-2 W	13-15-10	79	Apr. 3	@ Calgary	3-4 L	30-34-15
39	Jan. 6	Tampa Bay	9-2 W	14-15-10	80	Apr. 6	@ Los Angeles	4-2 W	31-34-15
40	Jan. 8	@ Pittsburgh	5-8 L	14-16-10	81	Apr. 8	@ Anaheim	0-2 L	31-35-15
41	Jan. 10	@ Montreal	2-2 T	14-16-11	82	Apr. 13	Calgary	5-0 W	32-35-15

# 1996.97 SEASON RECORD

## PACIFIC DIVISION FINISH

4th (77 Points)

## COACH

Tom Renney

## GM

Pat Quinn

## CAPTAIN

Trevor Linden

## SCORING

Player	GP	G	A	PTS	PIM	Player	GP	G	A	PTS	PIM
Mogilny	76	31	42	73	18	Staios	BOS 54	3	8	11	71
Gelinas	74	35	33	68	42		VAN 9	0	6	6	20
Bure	63	23	32	55	40	Joseph	63	3	13	16	62
Ridley	75	20	32	52	42	Brashear	MTL 10	0	0	0	38
Naslund	78	21	20	41	30		VAN 59	8	5	13	207
Linden	49	9	31	40	27	Odjick	70	5	8	13	371
Sillinger	78	17	20	37	25	Rohlin	40	2	8	10	8
Lumme	66	11	24	35	32	Wotton	36	3	6	9	19
Noonan	STL 13	2	5	7	0	Murzyn	61	1	7	8	118
	NYR 44	6	9	15	28	Semak	18	2	1	3	2
	VAN 16	4	8	12	6	Crowder	30	1	2	3	52
Courtball	47	9	19	28	24	Courville	19	0	2	2	11
Roberts	58	10	17	27	51	McLean	44	0	2	2	2
Babych	78	5	22	27	38	Hirsch	39	0	1	1	6
Tikkanen	62	12	15	27	66	Cullimore	3	0	0	0	2
Nemchinov	NYR 63	6	13	19	12	Namestnikov	2	0	0	0	4
	VAN 6	2	3	5	4	Fountain	6	0	0	0	0
Bohonos	36	11	11	22	10	Kucera	2	0	0	0	0
Aucoin	70	5	16	21	63						
Hedican	67	4	15	19	51						
Walker	64	3	15	18	132						

Goaltender	GPI	MIN	GA	SO	AVG	W-L-T
McLean	44	2,581	138	0	3.21	21-18-3
Hirsch	39	2,127	116	2	3.27	12-20-4
Fountain	6	245	14	1	3.43	2-2-0

## RESULTS

No	Date	Opponent	Score	Record	No	Date	Opponent	Score	Record
1	Oct. 5	Calgary	3-1 W	1-0-0	42	Jan. 12	Anaheim	2-3 L	20-21-1
2	Oct. 6	@ Edmonton	0-2 L	1-1-0	43	Jan. 14	Florida	4-4 T	20-21-2
3	Oct. 9	Buffalo	1-2 L	1-2-0	44	Jan. 20*	San Jose	6-1 W	21-21-2
4	Oct. 12	St. Louis	5-3 W	2-2-0	45	Jan. 22	@ Chicago	4-3 OT W	22-21-2
5	Oct. 14	Boston	4-5 OT L	2-3-0	46	Jan. 23	@ St. Louis	3-4 L	22-22-2
6	Oct. 17	@ Dallas	6-1 W	3-3-0	47	Jan. 25	@ Phoenix	0-4 L	22-23-2
7	Oct. 19	@ Colorado	2-9 L	3-4-0	48	Jan. 27	San Jose	5-2 W	23-23-2
8	Oct. 23	Colorado	1-4 L	3-5-0	49	Jan. 30	NY Islanders	2-1 OT W	24-23-2
9	Oct. 26	Pittsburgh	2-1 W	4-5-0	50	Feb. 1	@ Calgary	0-3 L	24-24-2
10	Oct. 30	@ Anaheim	6-3 W	5-5-0	51	Feb. 3	@ Ottawa	4-6 L	24-25-2
11	Nov. 1	@ Edmonton	5-4 OT W	6-5-0	52	Feb. 4	@ Pittsburgh	4-6 L	24-26-2
12	Nov. 2	Calgary	4-3 W	7-5-0	53	Feb. 6	@ Detroit	7-4 W	25-26-2
13	Nov. 8	St. Louis	2-4 L	7-6-0	54	Feb. 8	@ Toronto	2-3 L	25-27-2
14	Nov. 11	@ NY Rangers	3-2 W	8-6-0	55	Feb. 11	Washington	2-5 L	25-28-2
15	Nov. 13	@ NY Islanders	4-5 OT L	8-7-0	56	Feb. 15	Anaheim	4-2 W	26-28-2
16	Nov. 14	@ New Jersey	3-0 W	9-7-0	57	Feb. 18	Toronto	5-6 L	26-29-2
17	Nov. 16	@ Montreal	1-6 L	9-8-0	58	Feb. 20	@ San Jose	6-1 W	27-29-2
18	Nov. 19	Dallas	2-0 W	10-8-0	59	Feb. 22	@ Los Angeles	0-4 L	27-30-2
19	Nov. 21	Chicago	2-1 OT W	11-8-0	60	Feb. 23	@ Anaheim	2-5 L	27-31-2
20	Nov. 23	NY Rangers	5-3 W	12-8-0	61	Feb. 25	Montreal	2-4 L	27-32-2
21	Nov. 26	@ Toronto	2-3 L	12-9-0	62	Feb. 27	Phoenix	6-2 W	28-32-2
22	Nov. 27	@ Hartford	6-2 W	13-9-0	63	Mar. 1	Los Angeles	0-3 L	28-33-2
23	Nov. 29	@ Boston	3-7 L	13-10-0	64	Mar. 3	@ Colorado	1-5 L	28-34-2
24	Dec. 1	@ Philadelphia	3-4 L	13-11-0	65	Mar. 5	Chicago	1-1 T	28-34-3
25	Dec. 3	@ Detroit	2-2 T	13-11-1	66	Mar. 8	Detroit	3-5 L	28-35-3
26	Dec. 4	@ Buffalo	7-6 OT W	14-11-1	67	Mar. 10	@ Chicago	2-2 T	28-35-4
27	Dec. 7	Ottawa	2-3 L	14-12-1	68	Mar. 11	@ Washington	1-4 L	28-36-4
28	Dec. 11	Colorado	1-6 L	14-13-1	69	Mar. 13	@ Florida	4-5 L	28-37-4
29	Dec. 13	@ Dallas	1-2 L	14-14-1	70	Mar. 15	@ Tampa Bay	5-2 W	29-37-4
30	Dec. 15	@ St. Louis	8-0 W	15-14-1	71	Mar. 18	@ Colorado	2-4 L	29-38-4
31	Dec. 18	New Jersey	1-2 L	15-15-1	72	Mar. 20	San Jose	1-2 L	29-39-4
32	Dec. 20	Detroit	3-2 W	16-51-1	73	Mar. 22	Tampa Bay	3-2 W	30-39-4
33	Dec. 23	Edmonton	0-7 L	16-16-1	74	Mar. 24	Los Angeles	2-2 T	30-39-5
34	Dec. 26	@ San Jose	1-6 L	16-17-1	75	Mar. 26	Anaheim	5-3 W	31-39-5
35	Dec. 27	@ Phoenix	4-7 L	16-18-1	76	Mar. 29	@ Calgary	5-2 W	32-39-5
36	Dec. 31	Philadelphia	3-5 L	16-19-1	77	Mar. 30	Dallas	2-3 L	32-40-5
37	Jan. 2	Los Angeles	4-3 W	17-19-1	78	Apr. 4	Calgary	3-3 T	32-40-6
38	Jan. 4	Toronto	7-3 W	18-19-1	79	Apr. 5	@ Edmonton	2-2 T	32-40-7
39	Jan. 6	@ Anaheim	5-1 W	19-19-1	80	Apr. 7	@ San Jose	3-2 W	33-40-7
40	Jan. 7	@ Los Angeles	2-6 L	19-20-1	81	Apr. 9	Phoenix	6-4 W	34-40-7
41	Jan. 10	Hartford	5-3 W	20-20-1	82	Apr. 12	Edmonton	5-4 W	35-40-7

\* Rescheduled game (Dec.29) due to weather

# 1997.98 SEASON RECORD

## PACIFIC DIVISION FINISH

7th (64 Points)

## COACH

Mike Keenan

## GM

Pat Quinn

## CAPTAIN

Mark Messier

## SCORING

Player	GP	G	A	PTS	PIM
Bure	82	51	39	90	48
Messier	82	22	38	60	58
Mogilny	51	18	27	45	36
Naslund	76	14	20	34	56
Bertuzzi	NYI 52	7	11	18	58
	VAN 22	6	9	15	63
Lumme	74	9	21	30	34
Ohlund	77	7	23	30	76
Hedican	71	3	24	27	79
Noonan	82	10	15	25	62
Scatchard	76	13	11	24	165
McCabe	82	4	20	24	209
May	BUF 36	4	7	11	113
	VAN 27	9	3	12	41
Linden	42	7	14	21	49
Zezel	NJ 5	0	3	3	0
	VAN 25	5	12	17	2
Brashear	77	9	9	18	372
Ledyand	49	2	13	15	14
Walker	59	3	10	13	164
Babych	47	0	9	9	37
Gelinas	24	4	4	8	10
Murzyn	31	5	2	7	42
Staios	77	3	4	7	134
Aucoin	35	3	3	6	21

Player	GP	G	A	PTS	PIM	
Robertsson	30	2	4	6	24	
Huscroft	TB 44	0	3	3	122	
	VAN 7	0	1	1	55	
McAllister	36	1	2	3	106	
Bohonos	31	2	1	3	4	
Vaic	5	1	1	2	2	
Roberts	13	1	1	2	4	
Convery	7	0	2	2	0	
Strudwick	NYI 17	0	1	1	36	
	VAN 11	0	1	1	29	
Ciccone	13	0	1	1	47	
Hirsch	1	0	0	0	0	
Wotton	5	0	0	0	6	
Courville	11	0	0	0	5	
Irbe	41	0	0	0	2	
Snow	PHI 29	0	0	0	18	
	VAN 12	0	0	0	4	
McLean	29	0	0	0	0	
Goaltender	GPI	MIN	GA	SO	AVG	W-L-T
Irbe	41	1999	91	2	2.73	14-11-6
Snow	PHI 29	1,651	67	1	2.43	14-9-4
	VAN 12	504	26	0	3.10	3-6-0
Burke	16	838	49	0	3.51	2-9-4
McLean	29	1,583	97	1	3.68	6-17-4
Hirsch	1	50	5	0	6.00	0-0-0

## RESULTS

No	Date	Opponent	Score	Record
1	Oct. 4	Anaheim	3-2 W	1-0-0
2	Oct. 5	@ Anaheim	2-3 L	1-1-0
3	Oct. 9	Toronto	2-2 T	1-1-1
4	Oct. 11	NY Rangers	3-6 L	1-2-1
5	Oct. 13	Edmonton	3-0 W	2-2-1
6	Oct. 17	Boston	0-2 L	2-3-1
7	Oct. 19	Colorado	4-4 T	2-3-2
8	Oct. 21	@ Dallas	5-1 W	3-3-2
9	Oct. 23	@ St. Louis	1-4 L	3-4-2
10	Oct. 25	Pittsburgh	2-3 OT L	3-5-2
11	Oct. 26	Detroit	1-5 L	3-6-2
12	Oct. 29	@ Chicago	0-3 L	3-7-2
13	Oct. 30	@ New Jersey	1-8 L	3-8-2
14	Nov. 1	@ Pittsburgh	6-7 OT L	3-9-2
15	Nov. 3	@ Carolina	3-5 L	3-10-2
16	Nov. 4	@ Washington	1-2 L	3-11-2
17	Nov. 8	Anaheim	2-3 L	3-12-2
18	Nov. 11	@ Los Angeles	2-8 L	3-13-2
19	Nov. 12	@ San Jose	5-2 W	4-13-2
20	Nov. 14	@ Anaheim	3-3 T	4-13-3
21	Nov. 16	Carolina	4-1 W	5-13-3
22	Nov. 20	Phoenix	4-2 W	6-13-3
23	Nov. 22	Chicago	4-5 OT L	6-14-3
24	Nov. 25	@ NY Rangers	4-2 W	7-14-3
25	Nov. 28	@ Boston	5-2 W	8-14-3
26	Nov. 29	@ Toronto	4-2 W	9-14-3
27	Dec. 1	Detroit	3-3 T	9-14-4
28	Dec. 4	San Jose	2-3 L	9-15-4
29	Dec. 6	@ Colorado	4-6 L	9-16-4
30	Dec. 8	@ St. Louis	1-5 L	9-17-4
31	Dec. 9	@ Detroit	5-7 L	9-18-4
32	Dec. 13	Colorado	2-5 L	9-19-4
33	Dec. 15	Los Angeles	7-0 W	10-19-4
34	Dec. 17	@ Phoenix	5-1 W	11-19-4
35	Dec. 18	@ San Jose	0-0 T	11-19-5
36	Dec. 21	Chicago	0-5 L	11-20-5
37	Dec. 23	Dallas	1-3 L	11-21-5
38	Dec. 27	@ Dallas	3-3 T	11-21-6
39	Dec. 29	@ Los Angeles	2-5 L	11-22-6
40	Dec. 31	Philadelphia	0-8 L	11-23-6
41	Jan. 3	Montreal	2-4 L	11-24-6

No	Date	Opponent	Score	Record
42	Jan. 5	Los Angeles	3-2 W	12-24-6
43	Jan. 7	St. Louis	2-3 L	12-25-6
44	Jan. 8	@ Colorado	4-4 T	12-25-7
45	Jan. 10	Florida	2-2 T	12-25-8
46	Jan. 12	@ Chicago	2-3 L	12-26-8
47	Jan. 14	@ Detroit	0-4 L	12-27-8
48	Jan. 15	@ Buffalo	2-6 L	12-28-8
49	Jan. 21	Phoenix	1-6 L	12-29-8
50	Jan. 24	@ Calgary	2-5 L	12-30-8
51	Jan. 26	@ Phoenix	2-4 L	12-31-8
52	Jan. 28	@ Colorado	1-6 L	12-32-8
53	Jan. 30	New Jersey	3-1 W	12-32-8
54	Jan. 31	@ Edmonton	6-3 W	14-32-8
55	Feb. 2	Colorado	1-2 L	14-33-8
56	Feb. 6	Edmonton	5-4 W	15-33-8
57	Feb. 7	San Jose	6-3 W	16-33-8
58	Feb. 25	Anaheim	5-2 W	17-33-8
59	Feb. 27	@ Calgary	4-4 T	17-33-9
60	Feb. 28	Ottawa	6-4 W	18-33-9
61	Mar. 2	@ Los Angeles	2-2 T	18-33-10
62	Mar. 5	Calgary	2-6 L	18-34-10
63	Mar. 7	Tampa Bay	5-2 W	19-34-10
64	Mar. 9	St. Louis	0-4 L	19-35-10
65	Mar. 11	@ Montreal	2-2 T	19-35-11
66	Mar. 12	@ Philadelphia	2-3 L	19-36-11
67	Mar. 14	@ NY Islanders	6-2 W	20-36-11
68	Mar. 17	@ Florida	4-2 W	21-36-11
69	Mar. 18	@ Tampa Bay	2-4 L	21-37-11
70	Mar. 20	@ Ottawa	1-1 T	21-37-12
71	Mar. 21	@ Toronto	1-1 T	21-37-13
72	Mar. 24	NY Islanders	4-3 W	22-37-13
73	Mar. 26	Buffalo	2-5 L	22-38-13
74	Mar. 28	Washington	2-3 L	22-39-13
75	Apr. 1	Edmonton	4-2 W	23-39-13
76	Apr. 4	Dallas	5-3 W	24-39-13
77	Apr. 6	@ Edmonton	2-3 L	24-40-13
78	Apr. 9	@ Calgary	6-3 W	25-40-13
79	Apr. 11	@ San Jose	1-1 T	25-40-14
80	Apr. 15	Los Angeles	0-2 L	25-41-14
81	Apr. 17	Calgary	2-4 L	25-42-14
82	Apr. 19	Toronto	1-2 L	25-43-14

# 1998.99 SEASON RECORD

## NORTHWEST DIVISION FINISH

4th (58 Points)

## COACH

Mike Keenan  
Marc Crawford

## GM

Brian Burke

## CAPTAIN

Mark Messier

## SCORING

Player	GP	G	A	PTS	PIM
Naslund	80	36	30	66	74
Messier	59	13	35	48	33
Mogilny	59	14	31	45	58
Muckalt	73	16	20	36	98
Ohlund	74	9	26	35	83
Aucoin	82	23	11	34	77
Gagner	FLA 36	4	10	14	39
	VAN 33	2	12	14	24
Jovanovski	FLA 41	3	13	16	82
	VAN 31	2	9	11	44
Scatchard	82	13	13	26	140
McCabe	69	7	14	21	120
Brashear	82	8	10	18	209
May	66	6	11	17	102
Bertuzzi	32	8	8	16	44
York	NYR 5	0	0	0	4
	PIT 2	0	0	0	0
	VAN 49	7	9	16	20
Zezel	41	6	8	14	16
Klatt	PHI 2	0	0	0	0
	VAN 73	4	10	14	12
Hedican	42	2	11	13	34
Hendrickson	35	2	3	5	30
	VAN 27	2	2	4	22

Player	GP	G	A	PTS	PIM
Convery	12	2	7	9	8
Schaefer	25	4	4	8	8
Baron	81	2	6	8	115
Holden	30	2	4	6	10
Robertsson	39	2	2	4	13
Strudwick	65	0	3	3	114
McAllister	28	1	1	2	63
Murzyn	12	0	2	2	21
Cooke	30	0	2	2	27
Staio	57	0	2	2	54
Sopel	5	1	0	1	4
Huscroft	26	0	1	1	63
Snow	65	0	1	1	34
Gordon	4	0	0	0	2
Weekes	11	0	0	0	0
Washburn	FLA 4	0	0	0	4
	VAN 8	0	0	0	2
Hirsch	20	0	0	0	0

Goaltender	GPI	MIN	GA	SO	AVG	W-L-T
Snow	65	3,501	171	6	2.93	20-31-8
Hirsch	20	919	48	1	3.13	3-8-3
Weekes	11	532	34	0	3.83	0-8-1

## RESULTS

No	Date	Opponent	Score	Record
1	Oct. 12	Los Angeles	4-2 W	1-0-0
2	Oct. 14	Edmonton	1-4 L	1-1-0
3	Oct. 17	Toronto	4-1 W	2-1-0
4	Oct. 20	@ Carolina	1-3 L	2-2-0
5	Oct. 21	@ Washington	2-1 W	3-2-0
6	Oct. 23	@ Florida	5-0 W	4-2-0
7	Oct. 25	@ Tampa Bay	2-3 L	4-3-0
8	Oct. 27	@ Nashville	4-5 L	4-4-0
9	Oct. 30	Pittsburgh	2-2 T	4-4-1
10	Nov. 1	Washington	4-1 W	5-4-1
11	Nov. 2	@ Edmonton	3-5 L	5-5-1
12	Nov. 7	Nashville	5-3 W	6-5-1
13	Nov. 9	Los Angeles	3-4 L	6-6-1
14	Nov. 12	@ Calgary	4-3 W	7-6-1
15	Nov. 13	Anaheim	5-2 W	8-6-1
16	Nov. 15	Colorado	1-2 L	8-7-1
17	Nov. 18	@ Phoenix	2-4 L	8-8-1
18	Nov. 19	@ Colorado	5-0 W	9-8-1
19	Nov. 21	Detroit	2-4 L	9-9-1
20	Nov. 23	@ Ottawa	3-4 L	9-10-1
21	Nov. 25	@ Toronto	1-5 L	9-11-1
22	Nov. 27	@ Detroit	1-7 L	9-12-1
23	Nov. 29	@ Philadelphia	2-6 L	9-13-1
24	Dec. 1	@ Boston	1-1 T	9-13-2
25	Dec. 4	Dallas	4-1 W	10-13-2
26	Dec. 6	Phoenix	3-3 T	10-13-3
27	Dec. 9	@ Anaheim	4-4 T	10-13-4
28	Dec. 12	@ Los Angeles	0-3 L	10-14-4
29	Dec. 17	Colorado	2-1 W	11-14-4
30	Dec. 19	Nashville	4-6 L	11-15-4
31	Dec. 22	@ Calgary	5-3 W	12-15-4
32	Dec. 23	Calgary	5-2 W	13-15-4
33	Dec. 26	@ San Jose	0-2 L	13-16-4
34	Dec. 27	@ Edmonton	0-3 L	13-17-4
35	Dec. 29	Colorado	2-4 L	13-18-4
36	Dec. 31	Philadelphia	2-6 L	13-19-4
37	Jan. 02	Montreal	1-2 L	13-20-4
38	Jan. 04	@ St. Louis	0-4 L	13-21-4
39	Jan. 06	@ Dallas	4-6 L	13-22-4
40	Jan. 08	Florida	1-1 T	13-22-5
41	Jan. 10	Dallas	2-0 W	14-22-5

No	Date	Opponent	Score	Record
42	Jan. 14	Edmonton	1-3 L	14-23-5
43	Jan. 16	Detroit	2-2 T	14-23-6
44	Jan. 18	@ Dallas	5-3 W	15-23-6
45	Jan. 19	@ Nashville	1-4 L	15-24-6
46	Jan. 28	St. Louis	2-4 L	15-25-6
47	Jan. 30	Chicago	3-2 W	16-25-6
48	Feb. 1	Ottawa	0-1 L	16-26-6
49	Feb. 3	@ Montreal	1-2 L	16-27-6
50	Feb. 4	@ NY Rangers	4-8 L	16-28-6
51	Feb. 7	@ NY Islanders	3-3 T	16-28-7
52	Feb. 9	@ New Jersey	4-3 W	17-28-7
53	Feb. 11	@ Pittsburgh	5-6 OT L	17-29-7
54	Feb. 13	Boston	3-1 W	18-29-7
55	Feb. 15	@ St. Louis	1-8 L	18-30-7
56	Feb. 17	@ Chicago	0-4 L	18-31-7
57	Feb. 20	Anaheim	1-5 L	18-32-7
58	Feb. 23	@ Colorado	4-4 T	18-32-8
59	Feb. 24	@ San Jose	1-1 T	18-32-9
60	Feb. 26	Carolina	1-0 W	19-32-9
61	Feb. 28	Buffalo	0-2 L	19-33-9
62	Mar. 3	San Jose	3-4 L	19-34-9
63	Mar. 5	Calgary	1-5 L	19-35-9
64	Mar. 7	Chicago	2-2 T	19-35-10
65	Mar. 10	@ Anaheim	4-4 T	19-35-11
66	Mar. 11	@ Phoenix	3-0 W	20-35-11
67	Mar. 13	@ Los Angeles	1-3 L	20-36-11
68	Mar. 15	New Jersey	1-2 L	20-37-11
69	Mar. 19	NY Islanders	1-3 L	20-38-11
70	Mar. 20	@ Edmonton	3-4 L	20-39-11
71	Mar. 24	@ Colorado	2-5 L	20-40-11
72	Mar. 25	St. Louis	1-4 L	20-41-11
73	Mar. 27	Montreal	5-1 W	21-41-11
74	Mar. 29	Phoenix	1-0 W	22-41-11
75	Mar. 31	Toronto	5-6 L	22-42-11
76	Apr. 2	San Jose	0-7 L	22-43-11
77	Apr. 3	@ San Jose	2-5 L	22-44-11
78	Apr. 5	@ Chicago	1-2 L	22-45-11
79	Apr. 7	@ Detroit	1-6 L	22-46-11
80	Apr. 10	Edmonton	1-1 T	22-46-12
81	Apr. 12	@ Calgary	2-0 W	23-46-12
82	Apr. 14	Calgary	4-5 L	23-47-12

# 1999.00 SEASON RECORD

## NORTHWEST DIVISION FINISH

3rd (83 Points)

## COACH

Marc Crawford

## GM

Brian Burke

## CAPTAIN

Mark Messier

## SCORING

Player	GP	G	A	PTS	PIM
Naslund	82	27	38	65	64
Cassels	79	17	45	62	16
Messier	66	17	37	54	30
Bertuzzi	80	25	25	50	126
Morrison	56	7	28	35	18
Schaefer	71	16	15	31	20
Jovanovski	75	5	21	26	54
Aucoin	57	10	14	24	30
Hawgood	79	5	17	22	26
Klatt	47	10	10	20	26
Ohlund	42	4	16	20	24
Kariya	45	8	11	19	22
York	54	4	13	17	20
May	59	9	7	16	90
Druken	33	7	9	16	10
Brashear	60	11	2	13	136
Cooke	51	5	7	12	39
Baron	81	2	10	12	67
Pederson	47	6	5	11	18
Sharifjanov	37	5	5	10	22
Hendrickson	40	5	4	9	14

Player	GP	G	A	PTS	PIM
Chubarov	49	1	8	9	10
Sopel	18	2	4	6	12
Holden	6	1	5	6	2
O'Sullivan	11	0	5	5	2
Strudwick	63	1	3	4	64
Komarniski	18	1	1	2	8
Snow	32	0	2	2	8
Potvin	56	0	2	2	4
Ruutu	8	0	1	1	6
Bodger	13	0	1	1	4
Leeb	2	0	0	0	2
Michaud	2	0	0	0	0
Bonni	3	0	0	0	0
Vaic	4	0	0	0	0
Schwab	6	0	0	0	2

Goaltender	GPI	MIN	GA	SO	AVG	W-L-T
Potvin	34	1,966	85	0	2.59	12-13-7
Snow	32	1,712	76	0	2.66	10-15-3
Weekes	20	987	47	1	2.86	6-7-4
Schwab	6	269	16	0	3.57	2-1-1
Michaud	2	69	5	0	4.35	0-1-0

## RESULTS

No	Date	Opponent	Score	Re cord
1	Oct. 2	NY Rangers	2-1 W	1-0-0-0
2	Oct. 6	Chicago	5-4 W	2-0-0-0
3	Oct. 9	Montreal	4-1 W	3-0-0-0
4	Oct. 13	Calgary	3-4 OT L	3-0-0-1
5	Oct. 15	Carolina	1-4 L	3-1-0-1
6	Oct. 16	@ Calgary	4-4 T	3-1-1-1
7	Oct. 19	@ Tampa Bay	6-5 OT W	4-1-1-1
8	Oct. 20	@ Florida	2-5 L	4-2-1-1
9	Oct. 23	@ NY Islanders	2-2 T	4-2-2-1
10	Oct. 24	@ NY Rangers	3-0 W	5-2-2-1
11	Oct. 26	@ Philadelphia	5-2 W	6-2-2-1
12	Oct. 28	Phoenix	1-4 L	6-3-2-1
13	Oct. 30	Nashville	4-1 W	7-3-2-1
14	Nov. 5	Florida	3-2 W	8-3-2-1
15	Nov. 7	St. Louis	1-6 L	8-4-2-1
16	Nov. 9	San Jose	4-4 T	8-4-3-1
17	Nov. 12	@ Phoenix	3-2 W	9-4-3-1
18	Nov. 15	Colorado	2-2 T	9-4-4-1
19	Nov. 17	Detroit	2-7 L	9-5-4-1
20	Nov. 20	@ Nashville	3-1 W	10-5-4-1
21	Nov. 22	@ Atlanta	3-6 L	10-6-4-1
22	Nov. 24	@ Carolina	1-1 T	10-6-5-1
23	Nov. 26	@ Boston	2-2 T	10-6-6-1
24	Nov. 27	@ Montreal	1-2 L	10-7-6-1
25	Nov. 30	Colorado	2-4 L	10-8-6-1
26	Dec. 2	Edmonton	3-2 OT W	11-8-6-1
27	Dec. 4	@ Edmonton	2-3 L	11-9-6-1
28	Dec. 6	@ Colorado	2-5 L	11-10-6-1
29	Dec. 8	@ Anaheim	2-2 T	11-10-7-1
30	Dec. 10	@ Calgary	2-3 L	11-11-7-1
31	Dec. 12	Colorado	2-3 OT L	11-11-7-2
32	Dec. 16	Ottawa	1-2 L	11-12-7-2
33	Dec. 18	Dallas	2-4 L	11-13-7-2
34	Dec. 22	Washington	6-3 W	12-13-7-2
35	Dec. 26	Calgary	0-2 L	12-14-7-2
36	Dec. 29	Philadelphia	2-3 OT L	12-14-7-3
37	Jan. 2	@ Calgary	2-4 L	12-15-7-3
38	Jan. 5	Tampa Bay	3-3 T	12-15-8-3
39	Jan. 7	@ Dallas	3-1 W	13-15-8-3
40	Jan. 8	@ St. Louis	2-4 L	13-16-8-3
41	Jan. 12	@ Chicago	2-3 OT L	13-16-8-4

No	Date	Opponent	Score	Record
42	Jan. 13	@ Nashville	4-3 OT W	14-16-8-4
43	Jan. 15	Dallas	1-2 L	14-17-8-4
44	Jan. 17	Toronto	4-5 OT L	14-17-8-5
45	Jan. 19	Detroit	3-3 T	14-17-9-5
46	Jan. 22	@ Edmonton	3-3 T	14-17-10-5
47	Jan. 23	Nashville	1-2 L	14-18-10-5
48	Jan. 25	Edmonton	4-5 OT L	14-18-10-6
49	Jan. 28	San Jose	4-1 W	15-18-10-6
50	Jan. 30	Chicago	1-3 L	15-19-10-6
51	Feb. 1	@ Colorado	1-2 L	15-20-10-6
52	Feb. 3	St. Louis	2-5 L	15-21-10-6
53	Feb. 9	Calgary	4-3 OT W	16-21-10-6
54	Feb. 12	@ Toronto	4-1 W	17-21-10-6
55	Feb. 14	@ Pittsburgh	0-3 L	17-22-10-6
56	Feb. 16	@ Detroit	2-5 L	17-23-10-6
57	Feb. 17	@ Buffalo	2-1 W	18-23-10-6
58	Feb. 19	@ Ottawa	3-1 W	19-23-10-6
59	Feb. 21	Boston	5-2 W	20-23-10-6
60	Feb. 23	@ Anaheim	4-4 T	20-23-11-6
61	Feb. 25	Los Angeles	2-5 L	20-24-11-6
62	Feb. 27	Phoenix	2-1 W	21-24-11-6
63	Feb. 29	@ Los Angeles	1-1 T	21-24-12-6
64	Mar. 2	Anaheim	3-1 W	22-24-12-6
65	Mar. 4	New Jersey	4-2 W	23-24-12-6
66	Mar. 6	Toronto	5-6 OT L	23-24-12-7
67	Mar. 8	@ Dallas	3-3 T	23-24-13-7
68	Mar. 9	@ St. Louis	2-2 T	23-24-14-7
69	Mar. 11	@ Phoenix	0-5 L	23-25-14-7
70	Mar. 13	@ Los Angeles	2-3 OT L	23-25-14-8
71	Mar. 16	Buffalo	6-3 W	24-25-14-8
72	Mar. 18	Ottawa	6-1 W	25-25-14-8
73	Mar. 20	@ Colorado	3-2 W	26-25-14-8
74	Mar. 22	@ San Jose	3-4 L	26-26-14-8
75	Mar. 24	Anaheim	8-1 W	27-26-14-8
76	Mar. 25	@ Edmonton	3-2 W	28-26-14-8
77	Mar. 29	@ Detroit	3-6 L	28-27-14-8
78	Mar. 31	@ Nashville	1-2 L	28-28-14-8
79	Apr. 2	@ Chicago	3-2 W	29-28-14-8
80	Apr. 5	Los Angeles	1-1 T	29-29-15-8
81	Apr. 7	Edmonton	4-5 OT L	29-29-15-8
82	Apr. 9	@ San Jose	5-2 W	30-29-15-8

## HISTORY

# 2000.01 SEASON RECORD

## NORTHWEST DIVISION FINISH

3rd (90 Points)

## COACH

Marc Crawford

## GM

Brian Burke

## CAPTAIN

Markus Naslund

## SCORING

Player	GP	G	A	PTS	PIM
Naslund	72	41	34	75	58
Cassels	66	12	44	56	10
Bertuzzi	79	25	30	55	93
Morrison	82	16	38	54	42
Jovanovski	79	12	35	47	102
Schaefer	82	16	20	36	22
D. Sedin	75	20	14	34	24
Klatt	77	13	20	33	31
Druken	55	15	15	30	14
H. Sedin	82	9	20	29	38
Brashear	79	9	19	28	145
Ohlund	65	8	20	28	46
Cooke	81	14	13	27	94
Berehowsky	VAN 14	1	1	2	21
	NSH 66	6	18	24	100
Sopel	52	4	10	14	10
Lachance	76	3	11	14	46
Pederson	61	4	8	12	65
Baron	82	3	8	11	63

Player	GP	G	A	PTS	PIM	
Stapleton	VAN 18	1	2	3	8	
	NYI 35	1	4	5	2	
Hawgood	16	2	5	7	6	
Kariya	17	1	6	7	8	
Ruutu	21	3	3	6	32	
Helmer	20	2	4	6	18	
Strudwick	60	1	4	5	64	
Holden	10	1	0	1	0	
Allen	6	0	0	0	0	
Chubarov	1	0	0	0	0	
Cloutier	VAN 16	0	0	0	0	
	TB 24	0	0	0	4	
Essensa	39	0	0	0	4	
Brown	1	0	0	0	5	
Goaltender	GPI	MIN	GA	SO	AVG	W-L-T
Cloutier	16	914	37	0	2.43	4-6-5
Essensa	39	2,059	92	1	2.68	18-12-3
Potvin	35	2,006	103	1	3.08	14-17-3

## RESULTS

No	Date	Opponent	Score	Record
1	Oct. 5	@ Philadelphia	3-6 L	0-1-0-0
2	Oct. 6	@ Florida	4-3 W	1-1-0-0
3	Oct. 8	@ Tampa Bay	5-4 W	2-1-0-0
4	Oct. 12	Colorado	2-5 L	2-2-0-0
5	Oct. 14	Buffalo	4-0 W	3-2-0-0
6	Oct. 16	Toronto	5-2 W	4-2-0-0
7	Oct. 18	Calgary	4-1 W	5-2-0-0
8	Oct. 21	Phoenix	2-3 OT L	5-2-0-1
9	Oct. 24	@ Nashville	4-4 T	5-2-1-1
10	Oct. 25	@ Dallas	6-2 W	6-2-1-1
11	Oct. 27	Atlanta	1-1 T	6-2-2-1
12	Nov. 1	Colorado	4-3 W	7-2-2-1
13	Nov. 3	Pittsburgh	2-4 L	7-3-2-1
14	Nov. 5	San Jose	2-2 T	7-3-3-1
15	Nov. 8	@ Anaheim	7-2 W	8-3-3-1
16	Nov. 9	@ Los Angeles	0-2 L	8-4-3-1
17	Nov. 11	St. Louis	2-5 L	8-5-3-1
18	Nov. 14	Chicago	4-2 W	9-5-3-1
19	Nov. 17	NY Rangers	4-3 W	10-5-3-1
20	Nov. 19	@ Columbus	6-1 W	11-5-3-1
21	Nov. 21	@ St. Louis	4-3 W	12-5-3-1
22	Nov. 22	@ Washington	2-3 OT L	12-5-3-2
23	Nov. 24	@ Detroit	2-3 L	12-6-3-2
24	Nov. 26	@ Minnesota	2-4 L	12-7-3-2
25	Nov. 28	Anaheim	4-1 W	13-7-3-2
26	Nov. 30	Montreal	3-4 L	13-8-3-2
27	Dec. 2	Edmonton	5-2 W	14-8-3-2
28	Dec. 4	Nashville	6-3 W	15-8-3-2
29	Dec. 6	@ Phoenix	1-1 T	15-8-4-2
30	Dec. 8	@ San Jose	6-1 W	16-8-4-2
31	Dec. 10	Los Angeles	1-2 L	16-9-4-2
32	Dec. 16	Columbus	4-3 W	17-9-4-2
33	Dec. 20	@ Edmonton	2-3 OT L	17-9-4-3
34	Dec. 21	@ Chicago	4-6 L	17-10-4-3
35	Dec. 23	@ Colorado	2-3 OT L	17-10-4-4
36	Dec. 27	Montreal	3-2 W	18-10-4-4
37	Dec. 29	@ Calgary	0-5 L	18-11-4-4
38	Dec. 30	@ San Jose	6-3 W	19-11-4-4
39	Jan. 1	@ Nashville	5-2 W	20-11-4-4
40	Jan. 3	@ Chicago	0-6 L	20-12-4-4
41	Jan. 6	Columbus	4-3 W	21-12-4-4

No	Date	Opponent	Score	Record
42	Jan. 8	Nashville	2-1 W	22-12-4-4
43	Jan. 10	Ottawa	1-5 L	22-13-4-4
44	Jan. 12	@ Edmonton	3-2 W	23-13-4-4
45	Jan. 14	Calgary	5-1 W	24-13-4-4
46	Jan. 16	Detroit	2-4 L	24-14-4-4
47	Jan. 18	@ Colorado	3-7 L	24-15-4-4
48	Jan. 20	@ St. Louis	0-3 L	24-16-4-4
49	Jan. 22	@ Dallas	1-2 L	24-17-4-4
50	Jan. 24	Phoenix	6-2 W	25-17-4-4
51	Jan. 27	@ Calgary	5-3 W	26-17-4-4
52	Jan. 28	Chicago	2-6 L	26-18-4-4
53	Jan. 30	Minnesota	3-2 W	27-18-4-4
54	Feb. 1	Colorado	5-3 W	28-18-4-4
55	Feb. 8	San Jose	0-0 T	28-18-5-4
56	Feb. 10	Calgary	1-4 L	28-19-5-4
57	Feb. 14	Washington	3-4 OT L	28-19-5-5
58	Feb. 17	@ Edmonton	6-5 W	29-19-5-5
59	Feb. 18	NY Islanders	3-2 W	30-19-5-5
60	Feb. 21	@ Montreal	2-1 W	31-19-5-5
61	Feb. 22	@ Toronto	1-4 L	31-20-5-5
62	Feb. 24	@ Ottawa	0-3 L	31-21-5-5
63	Feb. 26	@ Minnesota	5-2 W	32-21-5-5
64	Feb. 28	Dallas	5-4 W	33-21-5-5
65	Mar. 2	St. Louis	3-2 W	34-21-5-5
66	Mar. 4	Minnesota	3-4 OT L	34-21-5-6
67	Mar. 6	@ Detroit	3-4 L	34-22-5-6
68	Mar. 8	Phoenix	2-3 OT L	34-22-5-7
69	Mar. 10	Toronto	3-3 T	34-22-6-7
70	Mar. 13	@ Detroit	2-2 T	34-22-7-7
71	Mar. 15	@ Boston	2-2 T	34-22-8-7
72	Mar. 16	@ Buffalo	4-2 L	34-23-8-7
73	Mar. 18	@ Atlanta	5-3 W	35-23-8-7
74	Mar. 21	@ Columbus	1-1 T	35-23-9-7
75	Mar. 23	@ New Jersey	0-4 L	35-24-9-7
76	Mar. 25	@ Minnesota	2-2 T	35-24-10-7
77	Mar. 28	Dallas	1-3 L	35-25-10-7
78	Mar. 30	Anaheim	2-2 T	35-25-11-7
79	Apr. 1	@ Anaheim	1-2 L	35-26-11-7
80	Apr. 2	@ Los Angeles	1-3 L	35-27-11-7
81	Apr. 5	Los Angeles	3-2 W	36-27-11-7
82	Apr. 7	Edmonton	2-4 L	36-28-11-7



# 2001.02 SEASON RECORD

## NORTHWEST DIVISION FINISH

2nd (94 Points)

## COACH

Marc Crawford

## GM

Brian Burke

## CAPTAIN

Markus Naslund

## SCORING

Player	GP	G	A	PTS	PIM
Naslund	81	40	50	90	50
Bertuzzi	72	36	49	85	110
Morrison	82	23	44	67	26
Cassels	53	11	39	50	22
Jovanovski	82	17	31	48	101
Linden	VAN 64	12	22	34	65
	WSH 16	1	2	3	6
Ohlund	81	10	26	36	56
H. Sedin	82	16	20	36	36
Cooke	82	13	20	33	111
D. Sedin	79	9	23	32	32
Hlavac	VAN 46	9	12	21	10
	PHI 31	7	3	10	8
Letowski	VAN 42	7	10	17	15
	PHX 33	2	6	8	4
Sopel	66	8	17	25	44
Klatt	34	8	7	15	10
Lachance	81	1	10	11	50
Helmer	40	5	5	10	53
Chubarov	51	5	5	10	10
Warriner	VAN 14	2	4	6	12
	PHX 18	0	3	3	8

Player	GP	G	A	PTS	PIM
Ruutu	49	2	7	9	74
Druken	27	4	4	8	6
Kurtz	27	3	5	8	14
Baron	61	1	6	7	68
Strudwick	44	2	4	6	96
Vasiljevs	18	3	2	5	2
Kariya	3	0	1	1	2
Auld	1	0	1	1	0
Holden	8	0	0	0	2
Allen	11	0	0	0	6
Tezikov	2	0	0	0	0
Leeb	2	0	0	0	0
Bouc	PHX 7	0	0	0	4
Brown	15	0	0	0	72
Cloutier	62	0	0	0	20
Skudra	23	0	0	0	2
Brochu	6	0	0	0	0

Goaltender	GPI	MIN	GA	SO	AVG	W-L-T
Auld	1	59	2	0	2.03	1-0-0
Skudra	23	1,165	47	2	2.42	10-8-2
Cloutier	62	3,501	142	7	2.43	31-22-5
Brochu	6	216	15	1	4.17	0-3-0

## RESULTS

No	Date	Opponent	Score	Record
1	Oct. 4	Chicago	4-5 L	0-1-0-0
2	Oct. 6	Detroit	1-4 L	0-2-0-0
3	Oct. 9	@ Colorado	4-5 L	0-3-0-0
4	Oct.11	@ Dallas	4-1 W	1-3-0-0
5	Oct.13	Colorado	4-0 W	2-3-0-0
6	Oct.16	Florida	2-2 T	2-3-1-0
7	Oct.18	Toronto	5-6 L	2-4-1-0
8	Oct.20	@ Phoenix	2-5 L	2-5-1-0
9	Oct.21	@ Anaheim	1-3 L	2-6-1-0
10	Oct.23	Nashville	4-2 W	3-6-1-0
11	Oct.25	@ Colorado	1-4 L	3-7-1-0
12	Oct.27	@ Edmonton	2-3 L	3-8-1-0
13	Oct.30	Columbus	3-1 W	4-8-1-0
14	Nov.1	Montreal	4-0 W	5-8-1-0
15	Nov.3	@ San Jose	1-5 L	5-9-1-0
16	Nov.6	@ Columbus	3-2 W	6-9-1-0
17	Nov.8	@ St. Louis	1-3 L	6-10-1-0
18	Nov.9	@ Chicago	1-3 L	6-11-1-0
19	Nov.11	@ Minnesota	5-0 W	7-11-1-0
20	Nov.13	Chicago	3-2 W	8-11-1-0
21	Nov.15	St. Louis	2-1 W	9-11-1-0
22	Nov.17	Edmonton	2-2 T	9-11-2-0
23	Nov.20	@ Ottawa	0-3 L	9-12-2-0
24	Nov.21	@ Pittsburgh	4-1 W	10-12-2-0
25	Nov.23	@ Boston	2-3 L	10-13-2-0
26	Nov.25	@ Philadelphia	4-1 W	11-13-2-0
27	Nov.27	@ Minnesota	1-2 L	11-14-2-0
28	Nov.28	@ Chicago	3-3 T	11-14-3-0
29	Nov.30	Colorado	2-5 L	11-15-3-0
30	Dec.2	Dallas	2-4 L	11-16-3-0
31	Dec.6	Anaheim	3-2 W	12-16-3-0
32	Dec.8	San Jose	1-5 L	12-17-3-0
33	Dec.10	Tampa Bay	1-1 T	12-17-4-0
34	Dec.12	@ Anaheim	1-0 W	13-17-4-0
35	Dec.13	@ Los Angeles	3-6 L	13-18-4-0
36	Dec.15	Detroit	3-0 W	14-18-4-0
37	Dec.19	@ Detroit	1-4 L	14-19-4-0
38	Dec.20	@ Nashville	2-6 L	14-20-4-0
39	Dec.22	Minnesota	1-2 L	14-21-4-0
40	Dec.27	Calgary	4-2 W	15-21-4-0
41	Dec.29	New Jersey	4-2 W	16-21-4-0

No	Date	Opponent	Score	Record
42	Dec.31	Philadelphia	1-2 L	16-22-4-0
43	Jan.3	Montreal	5-2 W	17-22-4-0
44	Jan.5	@ Edmonton	4-3 W	18-22-4-0
45	Jan.8	@ Buffalo	2-3 L	18-23-4-0
46	Jan.9	@ Detroit	4-5 OT L	18-23-4-1
47	Jan.12	Carolina	7-1 W	19-23-4-1
48	Jan.15	Pittsburgh	5-2 W	20-23-4-1
49	Jan.17	@ St. Louis	4-5 L	20-24-4-1
50	Jan.19	@ Washington	5-1 W	21-24-4-1
51	Jan.21	@ Carolina	7-5 W	22-24-4-1
52	Jan.23	@ Dallas	4-2 W	23-24-4-1
53	Jan.25	Toronto	6-1 W	24-24-4-1
54	Jan.26	@ Calgary	2-0 W	25-24-4-1
55	Jan.28	Nashville	5-1 W	26-24-4-1
56	Jan.30	Edmonton	2-2 T	26-24-5-1
57	Feb.4	Phoenix	4-2 W	27-24-5-1
58	Feb.8	@ Calgary	4-1 W	28-24-5-1
59	Feb.9	Calgary	3-4 L	28-25-5-1
60	Feb.12	Boston	1-2 OT L	28-25-5-2
61	Feb.26	St. Louis	4-4 T	28-25-6-2
62	Feb.28	Dallas	3-4 OT L	28-25-6-3
63	Mar.2	Minnesota	6-3 W	29-25-6-3
64	Mar.7	@ Phoenix	1-6 L	29-26-6-3
65	Mar.9	@ San Jose	0-2 L	29-27-6-3
66	Mar.10	San Jose	4-7 L	29-28-6-3
67	Mar.12	@ Nashville	5-0 W	30-28-6-3
68	Mar.14	@ Columbus	5-1 W	31-28-6-3
69	Mar.16	@ Atlanta	4-2 W	32-28-6-3
70	Mar.17	@ New Jersey	3-2 W	33-28-6-3
71	Mar.19	@ NY Rangers	3-1 W	34-28-6-3
72	Mar.21	@ NY Islanders	2-3 L	34-29-6-3
73	Mar.24	Edmonton	0-2 L	34-30-6-3
74	Mar.26	Los Angeles	4-0 W	35-30-6-3
75	Mar.28	Columbus	4-3 W	36-30-6-3
76	Mar.30	Anaheim	4-1 W	37-30-6-3
77	April 2	@ Los Angeles	4-4 T	37-30-7-3
78	April 5	Minnesota	5-4 W	38-30-7-3
79	April 7	Phoenix	4-3 W	39-30-7-3
80	April 9	@ Colorado	2-1 W	40-30-7-3
81	April 11	Los Angeles	5-2 W	41-30-7-3
82	April 13	@ Calgary	4-1 W	42-30-7-3

# 2002.03 SEASON RECORD

## NORTHWEST DIVISION FINISH

2nd (104 Points)

## COACH

Marc Crawford

## GM

Brian Burke

## CAPTAIN

Markus Naslund

## SCORING

Player	GP	G	A	PTS	PIM	Player	GP	G	A	PTS	PIM
Naslund	82	48	56	104	52	Reid	7	2	3	5	0
Bertuzzi	82	46	51	97	144	Ruutu	36	2	2	4	66
Morrison	82	25	46	71	36	Baumgartner	8	1	2	3	4
Jovanovski	67	6	40	46	113	Cloutier	57	0	3	3	24
Cooke	82	15	27	42	82	King	8	0	2	2	0
Linden	71	19	22	41	30	Langdon	VAN 45	0	1	1	143
H. Sedin	78	8	31	39	38	CAR 9	0	0	0	0	16
Sopel	81	7	30	37	23	Fedorov	7	0	1	1	4
D. Sedin	79	14	17	31	34	Skudra	23	0	1	1	0
Salo	79	9	21	30	10	Kavanagh	3	1	0	1	2
Klutt	82	16	13	29	8	Auld	7	0	0	0	0
Ohlund	59	2	27	29	42	Helmer	2	0	0	0	0
Letowski	78	11	14	25	36	Komarniski	1	0	0	0	2
Malik	VAN 69	7	11	18	52	Jokela	1	0	0	0	0
Chubarov	CAR 10	0	2	2	16	Moss	1	0	0	0	0
Lindgren	62	7	13	20	6						
Allen	54	5	9	14	18						
May	48	5	3	8	73						
Baron	VAN 3	0	0	0	10						
	PHX 20	3	4	7	32						
	78	2	4	6	62						

## RESULTS

No	Date	Opponent	Score	Record	No	Date	Opponent	Score	Record
1	Oct. 10	@ Calgary	3-0 W	1-0-0-0	42	Jan. 10	Columbus	2-3 L	25-12-5-0
2	Oct. 12	San Jose	5-3 W	2-0-0-0	43	Jan. 11	@ San Jose	0-3 L	25-13-5-0
3	Oct. 14	Calgary	2-3 L	2-1-0-0	44	Jan. 14	Nashville	4-3 W	26-13-5-0
4	Oct. 16	Boston	3-6 L	2-2-0-0	45	Jan. 16	@ Minnesota	2-5 L	26-14-5-0
5	Oct. 18	@ Anaheim	2-2 T	2-2-1-0	46	Jan. 17	@ Chicago	4-2 W	27-14-5-0
6	Oct. 19	@ Los Angeles	2-2 T	2-2-2-0	47	Jan. 19	@ Detroit	4-1 W	28-14-5-0
7	Oct. 21	@ San Jose	5-2 W	3-2-2-0	48	Jan. 21	@ Nashville	2-3 L	28-15-5-0
8	Oct. 24	Anaheim	2-2 T	3-2-3-0	49	Jan. 24	Detroit	2-5 L	28-16-5-0
9	Oct. 26	Dallas	1-4 L	3-3-3-0	50	Jan. 26	Phoenix	1-0 W	29-16-5-0
10	Oct. 29	Buffalo	1-1 T	3-3-4-0	51	Jan. 28	Minnesota	2-2 T	29-16-6-0
11	Oct. 31	Colorado	1-5 L	3-4-4-0	52	Jan. 30	Edmonton	3-3 T	29-16-7-0
12	Nov. 2	@ Minnesota	4-2 W	4-4-4-0	53	Feb. 4	@ Pittsburgh	3-2 W	30-16-7-0
13	Nov. 4	@ Colorado	4-2 W	5-4-4-0	54	Feb. 5	@ Columbus	4-4 T	30-16-8-0
14	Nov. 6	@ Dallas	4-4 L	5-5-4-0	55	Feb. 7	@ Buffalo	4-2 W	31-16-8-0
15	Nov. 9	@ Phoenix	5-2 W	6-5-4-0	56	Feb. 10	Chicago	2-1 W	32-16-8-0
16	Nov. 12	St. Louis	6-3 W	7-5-4-0	57	Feb. 13	Colorado	2-1 W	33-16-8-0
17	Nov. 14	Los Angeles	3-2 W	8-5-4-0	58	Feb. 15	@ Calgary	2-2 T	33-16-9-0
18	Nov. 16	NY Rangers	3-1 W	9-5-4-0	59	Feb. 18	@ Detroit	4-3 W	34-16-9-0
19	Nov. 20	Chicago	5-3 W	10-5-4-0	60	Feb. 20	@ St. Louis	4-2 W	35-16-9-0
20	Nov. 22	Detroit	4-1 W	11-5-4-0	61	Feb. 22	@ Edmonton	3-2 W	36-16-9-0
21	Nov. 25	@ Minnesota	2-1 W	12-5-4-0	62	Feb. 23	Columbus	7-2 W	37-16-9-0
22	Nov. 27	@ Carolina	3-2 W	13-5-4-0	63	Feb. 25	Atlanta	8-0 W	38-16-9-0
23	Nov. 29	@ Tampa Bay	5-3 W	14-5-4-0	64	Feb. 27	San Jose	2-3 L	38-17-9-0
24	Nov. 30	@ Florida	5-2 W	15-5-4-0	65	Mar. 1	@ Montreal	1-1 T	38-17-10-0
25	Dec. 3	@ NY Islanders	1-2 L	15-6-4-0	66	Mar. 3	@ Boston	6-4 W	39-17-10-0
26	Dec. 4	@ New Jersey	3-2 W	16-6-4-0	67	Mar. 4	@ Philadelphia	0-3 L	39-18-10-0
27	Dec. 7	Minnesota	2-4 L	16-7-4-0	68	Mar. 6	@ Columbus	4-5 OT L	39-18-10-1
28	Dec. 9	Calgary	1-2 L	16-8-4-0	69	Mar. 8	@ Toronto	3-3 T	39-18-11-1
29	Dec. 11	Colorado	3-1 W	17-8-4-0	70	Mar. 11	NY Islanders	4-3 W	40-18-11-1
30	Dec. 14	@ Edmonton	6-3 W	18-8-4-0	71	Mar. 13	St. Louis	4-4 T	40-18-12-1
31	Dec. 15	Calgary	3-3 T	18-8-5-0	72	Mar. 15	Toronto	0-1 L	40-19-12-1
32	Dec. 17	@ Chicago	2-3 L	18-9-5-0	73	Mar. 17	@ Dallas	4-2 W	41-19-12-1
33	Dec. 19	@ Nashville	3-1 W	19-9-5-0	74	Mar. 18	@ St. Louis	4-6 L	41-20-12-1
34	Dec. 21	Edmonton	4-3 W	20-9-5-0	75	Mar. 20	Nashville	7-3 W	42-20-12-1
35	Dec. 23	@ Colorado	3-5 L	20-10-5-0	76	Mar. 23	Washington	6-0 W	43-20-12-1
36	Dec. 26	@ Edmonton	4-2 W	21-10-5-0	77	Mar. 25	Dallas	3-4 L	43-21-12-1
37	Dec. 28	Anaheim	7-3 W	22-10-5-0	78	Mar. 27	Phoenix	5-1 W	44-21-12-1
38	Dec. 31	Toronto	3-5 L	22-11-5-0	79	Mar. 29	@ Los Angeles	5-1 W	45-21-12-1
39	Jan. 2	Montreal	3-2 W	23-11-5-0	80	Mar. 30	@ Anaheim	1-3 L	45-22-12-1
40	Jan. 4	Florida	3-2 W	24-11-5-0	81	Apr. 2	@ Phoenix	3-3 T	45-22-13-1
41	Jan. 8	Ottawa	6-4 W	25-11-5-0	82	Apr. 6	Los Angeles	0-2 L	45-23-13-1

# 2003.04 SEASON RECORD

## NORTHWEST DIVISION FINISH

1st (101 Points)

## COACH

Marc Crawford

## GM

Brian Burke

## CAPTAIN

Markus Naslund

## SCORING

Player	GP	G	A	PTS	PIM
Naslund	78	35	49	84	58
Morrison	82	22	38	60	50
Bertuzzi	69	17	43	60	122
D. Sedin	82	18	36	54	18
Rucinsky	VAN 13	1	2	3	10
	NYR 69	13	29	42	62
H. Sedin	76	11	31	42	32
Sopel	80	10	32	42	36
Sanderson	VAN 13	3	4	7	4
	CBJ 67	13	16	29	34
Linden	82	14	22	36	26
Ohlund	82	14	20	34	73
Salo	74	7	19	26	22
Cooke	53	11	12	23	73
Jovanovski	56	7	16	23	64
King	47	12	9	21	8
Chubarov	65	12	7	19	14
Malik	78	3	16	19	45
Keane	64	8	9	17	20

Player	GP	G	A	PTS	PIM	
Arvedson	41	8	7	15	12	
Ruutu	71	6	8	14	133	
May	70	5	6	11	137	
Bergevin	VAN 9	0	2	2	2	
	PIT 52	1	8	9	27	
Player	GP	G	A	PTS	PIM	
Allen	74	2	5	7	94	
Kesler	28	2	3	5	16	
Bouck	18	1	2	3	23	
Baumgartner	VAN 9	0	3	3	2	
	PIT 5	0	0	0	2	
Brookbank	VAN 20	2	0	2	95	
	NSH 9	0	0	0	38	
Cloutier	60	0	1	1	22	
Hedberg	21	0	0	0	10	
Goaltender	GPI	MIN	GA	SO	AVG	W-L-T
Auld	6	349	12	0	2.06	2-2-2
Cloutier	60	3,539	134	5	2.27	33-21-6
Hedberg	21	1,098	46	3	2.51	8-6-2

## RESULTS

No	Date	Opponent	Score	Record
1	Oct. 9	Calgary	4-1 W	1-0-0-0
2	Oct. 11	Edmonton	3-0 W	2-0-0-0
3	Oct. 13	@ Columbus	2-3 L	2-1-0-0
4	Oct. 16	@ Detroit	2-3 L	2-2-0-0
5	Oct. 18	@ Minnesota	2-2 T	2-2-1-0
6	Oct. 20	Buffalo	6-1 W	3-2-1-0
7	Oct. 22	St. Louis	3-2 W	4-2-1-0
8	Oct. 26	Phoenix	3-3 T	4-2-2-0
9	Oct. 28	Columbus	6-3 W	5-2-2-0
10	Oct. 30	@ Los Angeles	3-1 W	6-2-2-0
11	Oct. 31	@ Phoenix	4-1 W	7-2-2-0
12	Nov. 3	Detroit	5-1 W	8-2-2-0
13	Nov. 5	@ Nashville	4-3 W	9-2-2-0
14	Nov. 6	@ St. Louis	2-3 L	9-3-2-0
15	Nov. 8	Minnesota	4-3 W	10-3-2-0
16	Nov. 11	@ Minnesota	0-1 L	10-4-2-0
17	Nov. 13	@ Philadelphia	3-4 OT L	10-4-2-1
18	Nov. 15	@ Boston	1-2 OT L	10-4-2-2
19	Nov. 18	Montreal	5-4 W	11-4-2-2
20	Nov. 20	Chicago	3-2 W	12-4-2-2
21	Nov. 22	Toronto	3-5 L	12-5-2-2
22	Nov. 24	@ Toronto	1-2 L	12-6-2-2
23	Nov. 25	@ Montreal	5-2 W	13-6-2-2
24	Nov. 27	@ Ottawa	3-2 W	14-6-2-2
25	Nov. 29	@ Calgary	4-4 T	14-6-3-2
26	Dec. 4	Calgary	1-4 L	14-7-3-2
27	Dec. 6	Minnesota	1-1 T	14-7-4-2
28	Dec. 9	Pittsburgh	4-3 W	15-7-4-2
29	Dec. 11	Colorado	1-1 T	15-7-5-2
30	Dec. 14	Carolina	2-1 W	16-7-5-2
31	Dec. 16	@ Nashville	2-1 W	17-7-5-2
32	Dec. 17	@ Dallas	1-3 L	17-8-5-2
33	Dec. 20	@ Edmonton	3-4 W	18-8-5-2
34	Dec. 22	Los Angeles	4-4 T	18-8-6-2
35	Dec. 26	@ Calgary	2-0 W	19-8-6-2
36	Dec. 27	Edmonton	2-6 L	19-9-6-2
37	Dec. 29	@ Colorado	3-2 W	20-9-6-2
38	Dec. 31	@ Chicago	4-3 W	21-9-6-2
39	Jan. 2	Colorado	2-4 L	21-10-6-2
40	Jan. 3	@ Calgary	3-1 W	22-10-6-2
41	Jan. 5	San Jose	1-2 L	22-11-6-2

No	Date	Opponent	Score	Record
42	Jan. 8	@ Los Angeles	3-1 W	23-11-6-2
43	Jan. 9	@ Anaheim	5-2 W	24-11-6-2
44	Jan. 11	Florida	2-2 T	24-11-7-2
45	Jan. 13	@ Phoenix	4-1 W	25-11-7-2
46	Jan. 15	@ San Jose	1-3 L	25-12-7-2
47	Jan. 17	Anaheim	1-2 L	25-13-7-2
48	Jan. 19	Dallas	2-3 L	25-14-7-2
49	Jan. 21	Tampa Bay	5-4 W	26-14-7-2
50	Jan. 25	Nashville	4-1 W	27-14-7-2
51	Jan. 27	Chicago	3-2 W	28-14-7-2
52	Jan. 29	@ St. Louis	4-2 W	29-14-7-2
53	Jan. 31	@ Washington	6-1 W	30-14-7-2
54	Feb. 2	@ NY Rangers	3-4 L	30-15-7-2
55	Feb. 3	@ NY Islanders	4-5 OT L	30-15-7-3
56	Feb. 5	@ New Jersey	4-0 W	31-15-7-3
57	Feb. 11	Calgary	2-3 L	31-16-7-3
58	Feb. 13	Atlanta	1-4 L	31-17-7-3
59	Feb. 14	Anaheim	1-2 L	31-18-7-3
60	Feb. 16	@ Colorado	1-0 W	32-18-7-3
61	Feb. 19	@ Minnesota	2-6 L	32-19-7-3
62	Feb. 21	@ Edmonton	3-4 OT L	32-19-7-4
63	Feb. 24	Detroit	4-2 W	33-19-7-4
64	Feb. 26	San Jose	3-2 W	34-19-7-4
65	Feb. 28	St. Louis	2-0 W	35-19-7-4
66	Mar. 3	@ Colorado	5-5 T	35-19-8-4
67	Mar. 5	@ Detroit	1-3 L	35-20-8-4
68	Mar. 6	@ Columbus	4-0 W	36-20-8-4
69	Mar. 8	Colorado	2-9 L	36-21-8-4
70	Mar. 10	Minnesota	1-1 T	36-21-9-4
71	Mar. 12	@ Edmonton	4-3 W	37-21-9-4
72	Mar. 13	Ottawa	1-2 L	37-22-9-4
73	Mar. 16	Nashville	2-2 T	37-22-10-4
74	Mar. 18	@ Dallas	0-3 L	37-23-10-4
75	Mar. 19	@ Chicago	3-4 OT L	37-23-10-5
76	Mar. 21	Columbus	4-5 L	37-24-10-5
77	Mar. 24	Los Angeles	1-0 W	38-24-10-5
78	Mar. 27	Dallas	3-2 W	39-24-10-5
79	Mar. 29	Phoenix	6-1 W	40-24-10-5
80	Mar. 31	@ Anaheim	2-1 W	41-24-10-5
81	Apr. 2	@ San Jose	4-1 W	42-24-10-5
82	Apr. 3	Edmonton	5-2 W	43-24-10-5

# 2005.06 SEASON RECORD

## NORTHWEST DIVISION FINISH

4th (92 Points)

## COACH

Marc Crawford

## GM

Dave Nonis

## CAPTAIN

Markus Naslund

## SCORING

Player	GP	G	A	PTS	PIM	Player	GP	G	A	PTS	PIM
Naslund	81	32	47	79	66	Mojzis	7	0	1	1	12
H. Sedin	82	18	57	75	56	Burrows	43	7	5	12	61
Bertuzzi	82	25	46	71	120	Brown	VAN 12	0	0	0	8
D. Sedin	82	22	49	71	34		NJ 35	1	11	12	27
Morrison	82	19	37	56	84	Green	33	4	2	6	14
Carter	81	33	22	55	41	Bieksa	39	0	6	6	77
Baumgartner	70	5	29	34	30	Brookbank	32	1	2	3	81
Ohlund	78	13	20	33	92	Goren	28	1	2	3	30
Salo	59	10	23	33	38	Bouck	12	1	1	2	21
Jovanovski	44	8	25	33	58	Rypien	5	1	0	1	4
Kesler	82	10	13	23	79	Auld	67	0	2	2	4
Carney	VAN 18	0	2	2	14	Balej	1	0	1	1	0
	ANA 61	2	16	18	48	Cloutier	13	0	0	0	4
Park	60	8	10	18	29	Butenschon	8	0	0	0	10
Cooke	45	8	10	18	71	Ouellet	4	0	0	0	2
Ruutu	82	10	7	17	142	Ryan	1	0	0	0	2
Allen	77	7	10	17	115	Smith	1	0	0	0	0
Weinrich	VAN 16	0	0	0	8						
	STL 59	1	16	17	44						
Linden	82	7	9	16	15						
McCarthy	VAN 51	2	4	6	43						
	ATL 16	7	3	10	8						

## RESULTS

No	Date	Opponent	Score	Record	No	Date	Opponent	Score	Record
1	Oct. 5	Phoenix	3-2 W	1-0-0	42	Jan. 7	Calgary	4-3 W (OT)	23-14-5
2	Oct. 8	@ Edmonton	3-4 O (SO)	1-0-1	43	Jan. 10	Toronto	4-3 W	24-14-5
3	Oct. 10	@ Detroit	4-2 W	2-0-1	44	Jan. 13	@ New Jersey	0-3 L	24-15-5
4	Oct. 12	@ Minnesota	0-6 L	2-1-1	45	Jan. 14	@ NY Islanders	8-1 W	25-15-5
5	Oct. 14	@ Minnesota	5-3 W	3-1-1	46	Jan. 16	@ Pittsburgh	4-2 W	26-15-5
6	Oct. 16	Dallas	5-2 W	4-1-1	47	Jan. 19	Buffalo	4-1 W	27-15-5
7	Oct. 18	Chicago	6-2 W	5-1-1	48	Jan. 21	Montreal	6-2 W	28-15-5
8	Oct. 20	Phoenix	3-2 W	6-1-1	49	Jan. 23	@ St. Louis	0-4 L	28-16-5
9	Oct. 22	Colorado	6-4 W	7-1-1	50	Jan. 24	@ Columbus	5-6 L	28-17-5
10	Oct. 25	@ Minnesota	3-1 W	8-1-1	51	Jan. 26	@ Detroit	1-2 L	28-18-5
11	Oct. 27	@ Colorado	2-6 L	8-2-1	52	Jan. 28	@ Colorado	4-3 W (SO)	29-18-5
12	Oct. 29	@ Colorado	3-4 O (OT)	8-2-2	53	Jan. 31	@ Phoenix	7-4 W	30-18-5
13	Nov. 2	Minnesota	2-1 W	9-2-2	54	Feb. 3	@ Calgary	3-1 W	31-18-5
14	Nov. 4	Columbus	5-3 W	10-2-2	55	Feb. 4	@ Edmonton	1-3 L	31-19-5
15	Nov. 5	@ Calgary	0-1 L	10-3-2	56	Feb. 6	Columbus	7-4 W	32-19-5
16	Nov. 7	@ Calgary	3-4 L	10-4-2	57	Feb. 8	St. Louis	2-4 L	32-20-5
17	Nov. 10	Colorado	3-5 L	10-5-2	58	Feb. 10	Anaheim	1-3 L	32-21-5
18	Nov. 13	Detroit	4-1 W	11-5-2	59	Feb. 12	Minnesota	3-2 W (OT)	33-21-5
19	Nov. 16	@ San Jose	3-1 W	12-5-2	60	Feb. 28	@ Calgary	2-1 W	34-21-5
20	Nov. 17	@ Los Angeles	4-5 L	12-6-2	61	Mar. 2	@ Nashville	1-3 L	34-22-5
21	Nov. 20	@ Anaheim	3-2 W	13-6-2	62	Mar. 3	@ Chicago	5-4 W (SO)	35-22-5
22	Nov. 22	Chicago	3-1 W	14-6-2	63	Mar. 5	St. Louis	1-4 L	35-23-5
23	Nov. 24	San Jose	3-2 W	15-6-2	64	Mar. 9	Nashville	2-3 O (OT)	35-23-6
24	Nov. 26	@ Phoenix	1-2 L	15-7-2	65	Mar. 11	Dallas	1-2 L	35-24-6
25	Nov. 27	@ Colorado	2-6 L	15-8-2	66	Mar. 13	@ Dallas	2-4 L	35-25-6
26	Nov. 30	Colorado	5-2 W	16-8-2	67	Mar. 14	@ Nashville	0-5 L	35-26-6
27	Dec. 1	@ Edmonton	3-5 L	16-9-2	68	Mar. 17	@ Columbus	3-2 W	36-26-6
28	Dec. 4	Boston	5-2 W	17-9-2	69	Mar. 19	Detroit	3-7 L	36-27-6
29	Dec. 9	Ottawa	3-2 W (SO)	18-9-2	70	Mar. 21	@ Edmonton	4-1 W	37-27-6
30	Dec. 13	@ NY Rangers	3-2 W	19-9-2	71	Mar. 23	Edmonton	4-3 W (SO)	38-27-6
31	Dec. 15	@ Philadelphia	5-4 W	20-9-2	72	Mar. 25	Edmonton	2-3 L	38-28-6
32	Dec. 17	Edmonton	4-5 O (OT)	20-9-3	73	Mar. 27	Los Angeles	7-4 W	39-28-6
33	Dec. 19	Los Angeles	3-4 O (SO)	20-9-4	74	Mar. 29	Minnesota	2-1 W	40-28-6
34	Dec. 21	Edmonton	6-7 L	20-10-4	75	Mar. 31	Minnesota	1-2 O (SO)	40-28-7
35	Dec. 23	Calgary	5-6 O (SO)	20-10-5	76	Apr. 2	@ Anaheim	2-6 L	40-29-7
36	Dec. 26	Calgary	1-2 L	20-11-5	77	Apr. 3	@ Los Angeles	0-1 L	40-30-7
37	Dec. 28	Nashville	4-3 W	21-11-5	78	Apr. 8	Calgary	3-2 W (OT)	41-30-7
38	Dec. 31	@ Minnesota	3-4 L	21-12-5	79	Apr. 10	Anaheim	2-4 L	41-31-7
39	Jan. 2	@ St. Louis	1-4 L	21-13-5	80	Apr. 12	San Jose	4-5 O (OT)	41-31-8
40	Jan. 4	@ Dallas	1-3 L	21-14-5	81	Apr. 13	@ San Jose	3-5 L	41-32-8
41	Jan. 5	@ Chicago	3-2 W	22-14-5	82	Apr. 15	Colorado	4-3 W (OT)	42-32-8

# 2006.07 SEASON RECORD

## NORTHWEST DIVISION FINISH

1st (105 Points)

## COACH

Alain Vigneault

## GM

Dave Nonis

## CAPTAIN

Markus Naslund

## SCORING

Player	GP	G	A	PTS	PIM	Player	GP	G	A	PTS	PIM	
D. Sedin	81	36	48	84	36	Burrows	81	3	6	9	93	
H. Sedin	82	10	71	81	66	Green	57	2	5	7	25	
Naslund	82	24	36	60	54	Fitzpatrick	58	1	6	7	46	
Morrison	82	20	31	51	60	Santala	30	1	5	6	24	
Smolinski	VAN 20	4	3	7	8	Chouinard	42	2	2	4	10	
	CHI 62	14	23	37	29	Edler	22	1	2	3	6	
Bieksa	81	12	30	42	134	Tremblay	12	1	2	3	12	
Pyatt	76	23	14	37	42	Coulombe	7	0	1	1	4	
Salo	67	14	23	37	26	Moran	3	0	1	1	2	
Ohlund	77	11	20	31	80	Bourdon	9	0	0	0	4	
Cooke	81	10	20	30	64	Bouck	6	0	0	0	16	
Sopel	VAN 20	1	4	5	10	Reid	3	0	0	0	0	
	LA 44	4	19	23	14	Schultz	2	0	0	0	0	
Linden	80	12	13	25	34	Goren	2	0	0	0	0	
Bulis	79	12	11	23	70	Rypien	2	0	0	0	5	
Kesler	48	6	10	16	40	Smith	1	0	0	0	0	
Krajicek	78	3	13	16	64	McIver	2	0	0	0	7	
Cowan	VAN 42	7	3	10	93							
	LA 21	0	2	2	32							
Mitchell	62	1	10	11	45							
						<b>Goaltender</b>	<b>GPI</b>	<b>MIN</b>	<b>GA</b>	<b>SO</b>	<b>AVG</b>	<b>W-L-T</b>
						Luongo	76	4,490	171	5	2.29	47-22-6
						Sabourin	9	480	21	0	2.63	2-4-1

## RESULTS

No	Date	Opponent	Score	Record	No	Date	Opponent	Score	Record
1	Oct. 5	@ Detroit	3-1 W	1-0-0	42	Jan. 5	Edmonton	3-2 W (OT)	23-18-1
2	Oct. 6	@ Columbus	3-2 W (OT)	2-0-0	43	Jan. 7	Florida	4-3 W (SO)	24-18-1
3	Oct. 8	@ Colorado	2-3 L	2-1-0	44	Jan. 11	Minnesota	2-5 L	24-19-1
4	Oct. 10	@ Minnesota	1-2 O (SO)	2-1-1	45	Jan. 13	@ Toronto	6-1 W	25-19-1
5	Oct. 13	San Jose	4-6 L	2-2-1	46	Jan. 16	@ Montreal	4-0 W	26-19-1
6	Oct. 16	Edmonton	2-1 W	3-2-1	47	Jan. 18	@ Ottawa	2-1 W	27-19-1
7	Oct. 17	@ Edmonton	1-2 L	3-3-1	48	Jan. 19	@ Buffalo	3-4 O (SO)	27-19-2
8	Oct. 20	@ St. Louis	3-2 W (OT)	4-3-1	49	Jan. 26	Los Angeles	2-3 O (OT)	27-19-3
9	Oct. 21	@ Nashville	4-3 W (OT)	5-3-1	50	Jan. 28	San Jose	3-1 W	28-19-3
10	Oct. 23	@ Dallas	1-2 L	5-4-1	51	Jan. 30	Columbus	2-3 O (SO)	28-19-4
11	Oct. 25	@ Chicago	5-0 W	6-4-1	52	Feb. 1	Edmonton	5-3 W	29-19-4
12	Oct. 27	Washington	3-2 W (SO)	7-4-1	53	Feb. 3	@ Calgary	3-4 L	29-20-4
13	Oct. 31	Nashville	2-3 L	7-5-1	54	Feb. 6	@ Edmonton	5-2 W	30-20-4
14	Nov. 2	@ Minnesota	2-5 L	7-6-1	55	Feb. 7	Chicago	0-3 L	30-21-4
15	Nov. 4	@ Colorado	2-3 L	7-7-1	56	Feb. 10	Atlanta	3-2 W	31-21-4
16	Nov. 6	Dallas	2-1 W	8-7-1	57	Feb. 14	@ Minnesota	3-2 W (OT)	32-21-4
17	Nov. 9	Anaheim	0-6 L	8-8-1	58	Feb. 16	@ Chicago	2-1 W (SO)	33-21-4
18	Nov. 11	Calgary	2-3 L	8-9-1	59	Feb. 18	Colorado	5-4 W	34-21-4
19	Nov. 14	Detroit	2-3 L	8-10-1	60	Feb. 20	@ Anaheim	3-2 W (OT)	35-21-4
20	Nov. 17	St. Louis	4-2 W	9-10-1	61	Feb. 22	@ Los Angeles	3-2 W	36-21-4
21	Nov. 19	Chicago	2-1 W	10-10-1	62	Feb. 25	@ Dallas	1-2 O (OT)	36-21-5
22	Nov. 22	@ Detroit	4-3 W (OT)	11-10-1	63	Feb. 27	@ St. Louis	1-3 L	36-22-5
23	Nov. 23	@ Nashville	0-6 L	11-11-1	64	Mar. 1	Phoenix	4-3 W	37-22-5
24	Nov. 25	@ Colorado	1-4 L	11-12-1	65	Mar. 4	Minnesota	4-3 W (SO)	38-22-5
25	Nov. 28	Columbus	1-0 W	12-12-1	66	Mar. 6	Tampa Bay	5-1 W	39-22-5
26	Nov. 30	Anaheim	1-2 L	12-13-1	67	Mar. 8	@ Phoenix	4-2 W	40-22-5
27	Dec. 2	Colorado	2-1 W	13-13-1	68	Mar. 9	@ San Jose	2-1 W (OT)	41-22-5
28	Dec. 4	Edmonton	0-4 L	13-14-1	69	Mar. 11	@ Anaheim	2-4 L	41-23-5
29	Dec. 8	Carolina	4-3 W (OT)	14-14-1	70	Mar. 13	Minnesota	2-3 O (OT)	41-23-6
30	Dec. 9	@ Calgary	3-5 L	14-15-1	71	Mar. 15	St. Louis	3-2 W (OT)	42-23-6
31	Dec. 12	Phoenix	2-5 W	15-15-1	72	Mar. 17	Detroit	4-1 W	43-23-6
32	Dec. 14	Calgary	3-1 W	16-15-1	73	Mar. 19	@ Edmonton	2-1 W	44-23-6
33	Dec. 16	Minnesota	2-1 W	17-15-1	74	Mar. 21	Nashville	2-0 W	45-23-6
34	Dec. 19	@ Minnesota	2-5 L	17-16-1	75	Mar. 25	Colorado	4-5 O (SO)	45-23-7
35	Dec. 21	@ Boston	0-2 L	17-17-1	76	Mar. 27	@ Colorado	3-0 W	46-23-7
36	Dec. 22	@ Columbus	2-3 L	17-18-1	77	Mar. 29	@ Los Angeles	4-2 W	47-23-7
37	Dec. 26	@ Calgary	3-1 W	18-18-1	78	Mar. 31	Calgary	2-3 L	47-24-7
38	Dec. 27	Calgary	6-5 W (OT)	19-18-1	79	Apr. 3	Los Angeles	4-2 W	48-24-7
39	Dec. 30	Edmonton	6-2 W	20-18-1	80	Apr. 5	Colorado	1-3 L	48-25-7
40	Jan. 2	@ Calgary	3-2 W	21-18-1	81	Apr. 7	@ San Jose	4-3 W (OT)	49-25-7
41	Jan. 3	Dallas	2-1 W (SO)	22-18-1	82	Apr. 8	@ Phoenix	1-3 L	49-26-7

# 2007.08 SEASON RECORD

## NORTHWEST DIVISION FINISH

5th (88 Points)

## COACH

Alain Vigneault

## GM

Dave Nonis

## CAPTAIN

Markus Naslund

## SCORING

Player	GP	G	A	PTS	PIM
H. Sedin	82	15	61	76	56
D. Sedin	82	29	45	74	50
Naslund	82	25	30	55	46
Pyatt	79	16	21	37	60
Kesler	80	21	16	37	79
Burrows	82	12	19	31	179
Morrison	39	9	16	25	18
Salo	63	8	17	25	38
Ohlund	53	9	15	24	79
Raymond	49	9	12	21	2
Edler	75	8	12	20	42
Pettinger	VAN 20	4	2	6	11
	WSH 56	2	5	7	25
Shannon	27	5	8	13	24
Linden	59	7	5	12	15
Mitchell	72	2	10	12	81
Bieksa	34	2	10	12	90

Player	GP	G	A	PTS	PIM	
Krajicek	39	2	9	11	36	
Isbister	55	6	5	11	38	
Ritchie	71	3	8	11	80	
Miller	57	1	8	9	32	
Jaffray	19	2	4	6	19	
Rypien	22	1	2	3	41	
Bourdon	27	2	0	2	20	
Brown	19	1	0	1	55	
Cowan	46	0	1	1	110	
Weaver	55	0	1	1	33	
Fitzgerald	1	0	0	0	0	
McIver	17	0	0	0	52	
Hansen	5	0	0	0	2	
Goaltender	GPI	MIN	GA	SO	AVG	W-L-T
Luongo	73	4,233	168	6	2.38	35-29-9
Sanford	16	679	32	0	2.83	4-3-1
MacIntyre	2	61	3	0	2.95	0-1-0

## RESULTS

No	Date	Opponent	Score	Record
1	Oct. 5	San Jose	1-3 L	0-1-0
2	Oct. 6	@ Calgary	4-3 W (OT)	1-1-0
3	Oct. 10	Philadelphia	2-8 L	1-2-0
4	Oct. 12	@ Edmonton	5-2 W	2-2-0
5	Oct. 13	Edmonton	4-1 W	3-2-0
6	Oct. 15	San Jose	2-4 L	3-3-0
7	Oct. 19	Los Angeles	2-4 L	3-4-0
8	Oct. 21	@ Columbus	4-1 W	4-4-0
9	Oct. 22	@ Carolina	1-3 L	4-5-0
10	Oct. 24	@ Detroit	2-3 L	4-6-0
11	Oct. 26	@ Washington	3-2 W	5-6-0
12	Oct. 28	Detroit	2-3 L	5-7-0
13	Nov. 1	Nashville	0-3 L	5-8-0
14	Nov. 3	@ Colorado	4-3 W	6-8-0
15	Nov. 8	@ Calgary	3-2 W	7-8-0
16	Nov. 9	Colorado	2-1 W (OT)	8-8-0
17	Nov. 14	Edmonton	0-1 O (SO)	8-8-1
18	Nov. 16	Minnesota	6-2 W	9-8-1
19	Nov. 18	Calgary	4-1 W	10-8-1
20	Nov. 20	@ Edmonton	4-5 O (SO)	10-8-2
21	Nov. 21	@ Minnesota	4-2 W	11-8-2
22	Nov. 23	@ St. Louis	1-3 L	11-9-2
23	Nov. 25	Chicago	2-0 W	12-9-2
24	Nov. 27	Anaheim	4-0 W	13-9-2
25	Nov. 29	Columbus	2-0 W	14-9-2
26	Dec. 2	@ Minnesota	1-2 L	14-10-2
27	Dec. 5	@ Chicago	3-2 W	15-10-2
28	Dec. 6	@ Nashville	5-2 W	16-10-2
29	Dec. 8	Pittsburgh	1-2 O (SO)	16-10-3
30	Dec. 10	@ Los Angeles	2-4 L	16-11-3
31	Dec. 12	@ Anaheim	3-2 W	17-11-3
32	Dec. 13	@ San Jose	2-5 L	17-12-3
33	Dec. 15	@ Edmonton	1-2 O (SO)	17-12-4
34	Dec. 18	New Jersey	5-0 W	18-12-4
35	Dec. 20	Dallas	3-2 W	19-12-4
36	Dec. 22	@ Phoenix	2-1 O (SO)	20-12-4
37	Dec. 23	@ Colorado	1-3 L	20-13-4
38	Dec. 27	Calgary	5-3 W	21-13-4
39	Dec. 30	Anaheim	2-1 W	22-13-4
40	Dec. 31	@ Calgary	1-2 L	22-14-4
41	Jan. 3	NY Rangers	3-0 W	23-14-4

No	Date	Opponent	Score	Record
42	Jan. 8	NY Islanders	3-2 O (SO)	24-14-4
43	Jan. 10	@ San Jose	1-3 L	24-15-4
44	Jan. 11	Phoenix	3-4 L	24-16-4
45	Jan. 13	@ St. Louis	4-3 O (SO)	25-16-4
46	Jan. 15	@ Columbus	2-3 L	25-17-4
47	Jan. 17	@ Detroit	2-3 O (SO)	25-17-5
48	Jan. 19	Los Angeles	3-4 L	25-18-5
49	Jan. 21	Minnesota	2-4 L	25-19-5
50	Jan. 23	St. Louis	3-2 O (SO)	26-19-5
51	Jan. 29	Dallas	3-4 L	26-20-5
52	Jan. 31	@ Tampa Bay	3-4 L	26-21-5
53	Feb. 1	@ Florida	3-4 O (SO)	26-21-6
54	Feb. 5	@ Dallas	2-3 O (SO)	26-21-7
55	Feb. 7	@ Atlanta	2-1 W	27-21-7
56	Feb. 9	Colorado	2-6 L	27-22-7
57	Feb. 10	Chicago	3-2 W (SO)	28-22-7
58	Feb. 14	Minnesota	4-5 O (SO)	28-22-8
59	Feb. 16	Edmonton	4-2 W	29-22-8
60	Feb. 19	@ Minnesota	3-2 O (OT)	30-22-8
61	Feb. 21	@ Nashville	3-2 O (SO)	31-22-8
62	Feb. 23	Detroit	4-1 W	32-22-8
63	Feb. 27	Colorado	2-3 O (SO)	32-22-9
64	Feb. 29	Columbus	2-3 O (OT)	32-22-10
65	Mar. 2	@ Chicago	1-4 L	32-23-10
66	Mar. 4	@ Colorado	1-2 L	32-24-10
67	Mar. 6	Nashville	6-2 W	33-24-10
68	Mar. 8	St. Louis	4-2 W	34-24-10
69	Mar. 10	@ Los Angeles	2-1 W (OT)	35-24-10
70	Mar. 12	@ Anaheim	1-4 L	35-25-10
71	Mar. 13	@ Phoenix	0-2 L	35-26-10
72	Mar. 15	@ Dallas	4-3 W	36-26-10
73	Mar. 17	Phoenix	3-1 W	37-26-10
74	Mar. 20	@ Edmonton	4-1 W	38-26-10
75	Mar. 21	Minnesota	1-2 L	38-27-10
76	Mar. 25	@ Calgary	2-3 L	38-28-10
77	Mar. 26	@ Colorado	3-6 L	38-29-10
78	Mar. 28	@ Minnesota	0-4 L	38-30-10
79	Mar. 30	Calgary	6-2 W	39-30-10
80	Apr. 1	Colorado	2-4 L	39-31-10
81	Apr. 3	Edmonton	1-2 L	39-32-10
82	Apr. 5	Calgary	1-7 L	39-33-10



# 2008.09 SEASON RECORD

## NORTHWEST DIVISION FINISH

1st (100 Points)

## COACH

Alain Vigneault

## GM

Michael D. Gillis

## CAPTAIN

Roberto Luongo

## SCORING

Player	GP	G	A	PTS	PIM
D. Sedin	82	31	51	82	36
H. Sedin	82	22	60	82	48
Kesler	82	26	33	59	61
Demitra	69	20	33	53	20
Burrows	82	28	23	51	150
Biekse	72	11	32	43	97
Edler	80	10	27	37	54
Bernier	81	15	17	32	27
Sundin	41	9	19	28	28
Wellwood	74	18	9	27	4
Ohlund	82	6	19	25	105
Salo	60	5	20	25	26
Mitchell	82	3	20	23	59
Raymond	72	11	12	23	24
Hansen	55	6	15	21	37
Pyatt	69	10	9	19	43

Player	GP	G	A	PTS	PIM
Vaananen	VAN 3	0	1	1	0
	PHI 46	1	9	10	22
O'Brien	77	0	10	10	196
Johnson	62	2	7	9	12
Hordichuk	73	4	1	5	109
Jaffray	14	2	2	4	14
Rypien	12	3	0	3	19
Davison	23	0	2	2	51
Krog	4	1	0	1	2
Bolduc	7	0	1	1	4
Ouellet	3	0	0	0	0

Goaltender	GPI	MIN	GA	SO	AVG	W-L-T
Luongo	54	3,181	124	9	2.34	33-13-7
LaBarbera	28	1,447	67	2	2.78	8-10-6
Sanford	19	973	42	1	2.59	7-8-0
Schneider	8	355	20	0	3.38	2-4-1

## RESULTS

No	Date	Opponent	Score	Record
1	Oct. 9	Calgary	6-0 W	1-0-0
2	Oct. 11	@ Calgary	5-4 W (OT)	2-0-0
3	Oct. 13	@ Washington	1-5 L	2-1-0
4	Oct. 16	@ Detroit	4-3 W (OT)	3-1-0
5	Oct. 17	@ Buffalo	2-5 L	3-2-0
6	Oct. 19	@ Chicago	2-4 L	3-3-0
7	Oct. 21	@ Columbus	2-4 L	3-4-0
8	Oct. 25	Edmonton	6-3 W	4-4-0
9	Oct. 28	Boston	0-1 L	4-5-0
10	Oct. 30	@ Los Angeles	4-0 W	5-5-0
11	Oct. 31	@ Anaheim	7-6 W (SO)	6-5-0
12	Nov. 2	Detroit	2-3 L	6-6-0
13	Nov. 4	Nashville	4-0 W	7-6-0
14	Nov. 6	Phoenix	1-0 W	8-6-0
15	Nov. 8	Minnesota	2-0 W	9-6-0
16	Nov. 12	Colorado	2-1 O (SO)	9-6-1
17	Nov. 15	Toronto	4-2 W	10-6-1
18	Nov. 17	@ NY Islanders	2-1 O (SO)	10-6-2
19	Nov. 19	@ NY Rangers	6-3 W	11-6-2
20	Nov. 20	@ Minnesota	3-2 W	12-6-2
21	Nov. 22	@ Pittsburgh	3-1 W	13-6-2
22	Nov. 24	Detroit	3-2 W (OT)	14-6-2
23	Nov. 27	Calgary	3-4 L	14-7-2
24	Nov. 29	@ Calgary	1-3 L	14-8-2
25	Dec. 1	@ Columbus	2-3 L	14-9-2
26	Dec. 4	@ Detroit	5-6 L	14-10-2
27	Dec. 5	@ Minnesota	2-1 W	15-10-2
28	Dec. 7	@ Colorado	4-5 O (SO)	15-10-3
29	Dec. 9	@ Nashville	3-1 W	16-10-3
30	Dec. 13	@ Edmonton	0-3 L	16-11-3
31	Dec. 14	Florida	5-3 W	17-11-3
32	Dec. 17	Edmonton	4-2 W	18-11-3
33	Dec. 20	Chicago	1-3 L	18-12-3
34	Dec. 22	Anaheim	4-3 W	19-12-3
35	Dec. 23	@ San Jose	0-5 L	19-13-3
36	Dec. 26	Edmonton	2-3 L	19-14-3
37	Dec. 28	Ottawa	3-0 W	20-14-3
38	Dec. 30	Philadelphia	2-3 L	20-15-3
39	Jan. 1	@ Nashville	2-1 W	21-15-3
40	Jan. 2	@ Atlanta	3-4 O (SO)	21-15-4
41	Jan. 4	Dallas	2-3 O (SO)	21-15-5

No	Date	Opponent	Score	Record
42	Jan. 7	@ Edmonton	4-2 W	22-15-5
43	Jan. 9	St. Louis	4-6 L	22-16-5
44	Jan. 10	San Jose	2-4 L	22-17-5
45	Jan. 13	New Jersey	3-5 L	22-18-5
46	Jan. 15	Phoenix	1-4 L	22-19-5
47	Jan. 18	Columbus	5-6 O (SO)	22-19-6
48	Jan. 20	@ San Jose	2-1 O (OT)	22-19-7
49	Jan. 28	Nashville	3-5 L	22-20-7
50	Jan. 31	Minnesota	3-4 O (OT)	22-20-8
51	Feb. 3	Carolina	4-3 W	23-20-8
52	Feb. 7	Chicago	7-3 W	24-20-8
53	Feb. 10	@ St. Louis	6-4 W	25-20-8
54	Feb. 12	@ Phoenix	4-3 W	26-20-8
55	Feb. 13	@ Dallas	1-2 L	26-21-8
56	Feb. 15	Montreal	4-2 W	27-21-8
57	Feb. 17	@ Calgary	4-3 W (SO)	28-21-8
58	Feb. 19	@ Ottawa	5-2 W	29-21-8
59	Feb. 21	@ Toronto	3-2 W (SO)	30-21-8
60	Feb. 24	@ Montreal	0-3 L	30-22-8
61	Feb. 27	Tampa Bay	2-1 W	31-22-8
62	Mar. 1	Columbus	3-1 W	32-22-8
63	Mar. 3	Minnesota	4-2 W	33-22-8
64	Mar. 7	San Jose	3-1 W	34-22-8
65	Mar. 9	@ Los Angeles	2-3 L	34-23-8
66	Mar. 11	@ Anaheim	4-3 O (OT)	34-23-9
67	Mar. 13	Los Angeles	4-2 W	35-23-9
68	Mar. 15	Colorado	4-2 W	36-23-9
69	Mar. 17	Dallas	4-2 W	37-23-9
70	Mar. 19	St. Louis	3-0 W	38-23-9
71	Mar. 21	@ Phoenix	1-5 L	38-24-9
72	Mar. 24	@ Dallas	5-2 W	39-24-9
73	Mar. 26	@ St. Louis	2-4 L	39-25-9
74	Mar. 27	@ Colorado	4-1 W	40-25-9
75	Mar. 29	@ Chicago	4-0 W	41-25-9
76	Mar. 31	@ Minnesota	2-1 W (OT)	42-25-9
77	Apr. 2	Anaheim	5-6 O (SO)	42-25-10
78	Apr. 4	@ Edmonton	3-5 L	42-26-10
79	Apr. 5	Colorado	1-4 L	42-27-10
80	Apr. 7	Calgary	4-1 W	43-27-10
81	Apr. 9	Los Angeles	1-0 W	44-27-10
82	Apr. 11	@ Colorado	1-0 W (OT)	45-27-10

# 2009.10 SEASON RECORD

## NORTHWEST DIVISION FINISH

1st (103 Points)

## COACH

Alain Vigneault

## GM

Michael D. Gillis

## CAPTAIN

Roberto Luongo

## SCORING

Player	GP	G	A	PTS	PIM
H. Sedin	82	29	83	112	48
D. Sedin	63	29	56	85	28
Kesler	82	25	50	75	104
Burrows	82	35	32	67	121
Samuelsson	74	30	23	53	64
Raymond	82	25	28	53	48
Ehrhoff	80	14	30	44	42
Edler	76	5	37	42	40
Salo	68	9	19	28	18
Wellwood	75	14	11	25	12
Bernier	59	11	11	22	21
Bieksta	55	3	19	22	85
Demitra	28	3	13	16	0
Hansen	47	9	6	15	18
Mitchell	48	4	8	12	48
Grabner	20	5	6	11	8
Glass	67	4	7	11	115
Rypien	69	4	4	8	126

Player	GP	G	A	PTS	PIM
O'Brien	65	2	6	8	79
Johnson	58	1	4	5	12
M. Schneider	17	2	3	5	12
Rome	49	0	4	4	24
Pettinger	9	1	2	3	6
Baumgartner	12	1	1	2	2
Alberts	14	1	1	2	13
Hordichuk	56	1	1	2	142
Lukowich	13	1	1	2	4
Shirokov	6	0	0	0	2
Bliznak	2	0	0	0	0
Bolduc	15	0	0	0	13
Desbiens	1	0	0	0	2
Oberg	2	0	0	0	0

Goaltender	GPI	MIN	GA	SO	AVG	W-L-T
Luongo	68	3,899	167	4	2.57	40-22-4
Raycroft	21	967	39	1	2.42	9-5-1
C. Schneider	2	78	5	0	3.80	0-1-0

## RESULTS

No	Date	Opponent	Score	Record
1	Oct. 1	@ Calgary	3-5 L	0-1-0
2	Oct. 3	@ Colorado	0-3 L	0-2-0
3	Oct. 5	Columbus	3-5 L	0-3-0
4	Oct. 7	Montreal	7-1 W	1-3-0
5	Oct. 11	Dallas	4-3 W (SO)	2-3-0
6	Oct. 16	@ Calgary	3-5 L	2-4-0
7	Oct. 17	Minnesota	2-1 W	3-4-0
8	Oct. 19	@ Edmonton	1-2 L	3-5-0
9	Oct. 21	@ Chicago	3-2 W	4-5-0
10	Oct. 24	Toronto	3-1 W	5-5-0
11	Oct. 25	Edmonton	2-0 W	6-5-0
12	Oct. 27	Detroit	4-5 L	6-6-0
13	Oct. 29	@ Los Angeles	2-1 W (SO)	7-6-0
14	Oct. 30	@ Anaheim	2-7 L	7-7-0
15	Nov. 1	Colorado	3-0 W	8-7-0
16	Nov. 3	NY Rangers	4-1 W	9-7-0
17	Nov. 5	@ Minnesota	5-2 W	10-7-0
18	Nov. 6	@ Dallas	1-2 L	10-8-0
19	Nov. 10	@ St. Louis	1-6 L	10-9-0
20	Nov. 12	@ Detroit	1-3 L	10-10-0
21	Nov. 14	@ Colorado	8-2 W	11-10-0
22	Nov. 20	Colorado	5-2 W	12-10-0
23	Nov. 22	Chicago	0-1 L	12-11-0
24	Nov. 26	Los Angeles	4-1 W	13-11-0
25	Nov. 28	Edmonton	7-3 W	14-11-0
26	Nov. 29	San Jose	2-4 L	14-12-0
27	Dec. 2	@ New Jersey	5-2 W	15-12-0
28	Dec. 3	@ Philadelphia	3-0 W	16-12-0
29	Dec. 5	@ Carolina	3-5 L	16-13-0
30	Dec. 8	@ Nashville	2-4 L	16-14-0
31	Dec. 10	Atlanta	4-2 W	17-14-0
32	Dec. 12	Minnesota	4-3 W	18-14-0
33	Dec. 14	Los Angeles	3-1 W	19-14-0
34	Dec. 16	Anaheim	2-3 L	19-15-0
35	Dec. 18	Washington	3-2 W	20-15-0
36	Dec. 20	St. Louis	1-3 L	20-16-0
37	Dec. 22	Nashville	4-1 W	21-16-0
38	Dec. 26	Edmonton	4-1 W	22-16-0
39	Dec. 27	@ Calgary	5-1 W	23-16-0
40	Dec. 29	@ Phoenix	2-3 O (SO)	23-16-1
41	Dec. 31	@ St. Louis	4-3 W (OT)	24-16-1

No	Date	Opponent	Score	Record
42	Jan. 2	@ Dallas	3-1 W	25-16-1
43	Jan. 5	Columbus	7-3 W	26-16-1
44	Jan. 7	Phoenix	4-0 W	27-16-1
45	Jan. 9	Calgary	2-3 O (SO)	27-16-2
46	Jan. 11	Nashville	2-3 L	27-17-2
47	Jan. 13	@ Minnesota	2-5 L	27-18-2
48	Jan. 16	Pittsburgh	6-2 W	28-18-2
49	Jan. 20	@ Edmonton	3-2 W (OT)	29-18-2
50	Jan. 21	Dallas	4-3 W	30-18-2
51	Jan. 23	Chicago	5-1 W	31-18-2
52	Jan. 25	Buffalo	3-2 W	32-18-2
53	Jan. 27	St. Louis	3-2 W	33-18-2
54	Jan. 30	@ Toronto	5-3 W	34-18-2
55	Feb. 2	@ Montreal	2-3 L	34-19-2
56	Feb. 4	@ Ottawa	1-3 L	34-20-2
57	Feb. 6	@ Boston	3-2 W (SO)	35-20-2
58	Feb. 9	@ Tampa Bay	1-3 L	35-21-2
59	Feb. 11	@ Florida	3-0 W	36-21-2
60	Feb. 12	@ Columbus	4-3 W	37-21-2
61	Feb. 14	@ Minnesota	2-6 L	37-22-2
62	Mar. 2	@ Columbus	4-3 W (OT)	38-22-2
63	Mar. 3	@ Detroit	6-3 W	39-22-2
64	Mar. 5	@ Chicago	3-6 L	39-23-2
65	Mar. 7	@ Nashville	4-2 W	40-23-2
66	Mar. 9	@ Colorado	6-4 W	41-23-2
67	Mar. 10	@ Phoenix	3-4 O (SO)	41-23-3
68	Mar. 13	Ottawa	5-1 W	42-23-3
69	Mar. 14	Calgary	3-1 W	43-23-3
70	Mar. 16	NY Islanders	2-5 L	43-24-3
71	Mar. 18	San Jose	3-2 W	44-24-3
72	Mar. 20	Detroit	3-4 O (OT)	44-24-4
73	Mar. 23	@ Edmonton	2-3 L	44-25-4
74	Mar. 24	Anaheim	4-1 W	45-25-4
75	Mar. 27	@ San Jose	2-4 L	45-26-4
76	Mar. 30	Phoenix	4-1 W	46-26-4
77	Apr. 1	@ Los Angeles	3-8 L	46-27-4
78	Apr. 2	@ Anaheim	5-4 W (SO)	47-27-4
79	Apr. 4	Minnesota	4-3 W (OT)	48-27-4
80	Apr. 6	Colorado	3-4 O (SO)	48-27-5
81	Apr. 8	@ San Jose	2-4 L	48-28-5
82	Apr. 10	Calgary	7-3 W	49-28-5

# 2010.11 SEASON RECORD

## NORTHWEST DIVISION FINISH

1st (117 Points)

## COACH

Alain Vigneault

## GM

Michael D. Gillis

## CAPTAIN

Henrik Sedin

## SCORING

Player	GP	G	A	PTS	PIM
D. Sedin	82	41	63	104	32
H. Sedin	82	19	75	94	40
Kesler	82	41	32	73	66
Samuelsson	75	18	32	50	36
Ehrhoff	79	14	36	50	52
Burrows	72	26	22	48	77
Raymond	70	15	24	39	10
Edler	51	8	25	33	24
Malhotra	72	11	19	30	22
Torres	80	14	15	29	78
Hansen	82	9	20	29	32
Higgins VAN	14	2	3	5	6
FLA	48	11	12	23	10
Hamhuis	64	6	17	23	34
Bieksa	66	6	16	22	73
Tambellini	62	9	8	17	18
Lapierre VAN	19	1	0	1	8
ANA	21	0	3	3	9
MTL	38	5	3	8	63
Glass	73	3	7	10	72
Salo	27	3	4	7	14
Ballard	65	2	5	7	53

Player	GP	G	A	PTS	PIM
Alberts	42	1	6	7	41
Rome	56	1	4	5	53
Bolduc	24	2	2	4	21
Oreskovich	16	0	3	3	8
Sweatt	3	1	1	2	2
Hodgson	8	1	1	2	0
Volpatti	15	1	1	2	16
Schaefer	16	1	1	2	2
Shirokov	2	1	0	1	0
Bliznak	4	1	0	1	0
Rypien	9	0	1	1	31
Tanev	29	0	1	1	0
Oberg	2	0	0	0	0
Andersson	4	0	0	0	0
Parent	4	0	0	0	0
Sauve	5	0	0	0	0
Perrault	7	0	0	0	0
Desbiens	12	0	0	0	10

Goaltender	GP	MIN	GA	SO	AVG	W-L-T
Luongo	61	3,590	126	4	2.11	38-15-7
Schneider	25	1,372	51	1	2.23	16-4-2

## RESULTS

No	Date	Opponent	Score	Record
1	Oct. 9	Los Angeles	1-2 O (SO)	0-0-1
2	Oct. 11	Florida	2-1 W	1-0-1
3	Oct. 13	@ Anaheim	3-4 L	1-1-1
4	Oct. 15	@ Los Angeles	1-4 L	1-2-1
5	Oct. 17	Carolina	5-1 W	2-2-1
6	Oct. 19	@ Minnesota	2-6 L	2-3-1
7	Oct. 20	@ Chicago	1-2 O (SO)	2-3-2
8	Oct. 22	Minnesota	5-1 W	3-3-2
9	Oct. 26	Colorado	4-3 W (OT)	4-3-2
10	Nov. 1	New Jersey	3-0 W	5-3-2
11	Nov. 2	@ Edmonton	4-3 W	6-3-2
12	Nov. 4	@ Colorado	3-1 W	7-3-2
13	Nov. 6	Detroit	6-4 W	8-3-2
14	Nov. 9	@ Montreal	0-2 L	8-4-2
15	Nov. 11	@ Ottawa	6-2 W	9-4-2
16	Nov. 13	@ Toronto	5-3 W	10-4-2
17	Nov. 15	@ Buffalo	3-4 O (OT)	10-4-3
18	Nov. 17	@ Pittsburgh	1-3 L	10-5-3
19	Nov. 20	Chicago	1-7 L	10-6-3
20	Nov. 21	Phoenix	2-3 L	10-7-3
21	Nov. 24	Colorado	4-2 W	11-7-3
22	Nov. 26	San Jose	6-1 W	12-7-3
23	Dec. 1	@ Calgary	7-2 W	13-7-3
24	Dec. 3	@ Chicago	3-0 W	14-7-3
25	Dec. 5	St. Louis	2-3 L	14-8-3
26	Dec. 8	Anaheim	5-4 W (SO)	15-8-3
27	Dec. 11	Tampa Bay	4-5 O (OT)	15-8-4
28	Dec. 12	@ Edmonton	2-1 W	16-8-4
29	Dec. 15	Columbus	3-2 W (OT)	17-8-4
30	Dec. 18	Toronto	4-1 W	18-8-4
31	Dec. 20	@ St. Louis	3-1 W	19-8-4
32	Dec. 22	@ Detroit	4-5 O (OT)	19-8-5
33	Dec. 23	@ Columbus	7-3 W	20-8-5
34	Dec. 26	Edmonton	3-2 W	21-8-5
35	Dec. 28	Philadelphia	6-2 W	22-8-5
36	Dec. 31	@ Dallas	4-1 W	23-8-5
37	Jan. 2	@ Colorado	2-1 W	24-8-5
38	Jan. 3	@ San Jose	4-3 W	25-8-5
39	Jan. 5	Calgary	3-1 W	26-8-5
40	Jan. 7	Edmonton	6-1 W	27-8-5
41	Jan. 8	Detroit	1-2 O (SO)	27-8-6

No	Date	Opponent	Score	Record
42	Jan. 11	@ NY Islanders	4-3 W (SO)	28-8-6
43	Jan. 13	@ NY Rangers	0-1 L	28-9-6
44	Jan. 14	@ Washington	4-2 W	29-9-6
45	Jan. 16	@ Minnesota	0-4 L	29-10-6
46	Jan. 18	@ Colorado	3-4 O (OT)	29-10-7
47	Jan. 20	San Jose	1-2 O (SO)	29-10-8
48	Jan. 22	Calgary	3-4 O (SO)	29-10-9
49	Jan. 24	Dallas	7-1 W	30-10-9
50	Jan. 26	Nashville	2-1 W	31-10-9
51	Feb. 1	@ Dallas	4-1 W	32-10-9
52	Feb. 2	@ Phoenix	6-0 W	33-10-9
53	Feb. 4	Chicago	4-3 W	34-10-9
54	Feb. 7	Ottawa	4-2 W	35-10-9
55	Feb. 9	Anaheim	3-4 L	35-11-9
56	Feb. 12	Calgary	4-2 W	36-11-9
57	Feb. 14	@ St. Louis	2-3 L	36-12-9
58	Feb. 15	@ Minnesota	4-1 W	37-12-9
59	Feb. 17	@ Nashville	1-3 L	37-13-9
60	Feb. 19	Dallas	5-2 W	38-13-9
61	Feb. 22	Montreal	2-3 L	38-14-9
62	Feb. 24	St. Louis	3-2 W	39-14-9
63	Feb. 26	Boston	1-3 L	39-15-9
64	Mar. 1	Columbus	2-1 W (SO)	40-15-9
65	Mar. 3	Nashville	0-3 L	40-16-9
66	Mar. 5	@ Los Angeles	3-1 W	41-16-9
67	Mar. 6	@ Anaheim	3-0 W	42-16-9
68	Mar. 8	@ Phoenix	4-3 W (OT)	43-16-9
69	Mar. 10	@ San Jose	5-4 W (SO)	44-16-9
70	Mar. 12	@ Calgary	4-3 W	45-16-9
71	Mar. 14	Minnesota	4-2 W	46-16-9
72	Mar. 16	Colorado	4-2 W	47-16-9
73	Mar. 18	Phoenix	1-3 L	47-17-9
74	Mar. 23	@ Detroit	2-1 W	48-17-9
75	Mar. 25	@ Atlanta	3-1 W	49-17-9
76	Mar. 27	@ Columbus	4-1 W	50-17-9
77	Mar. 29	@ Nashville	3-1 W	51-17-9
78	Mar. 31	Los Angeles	3-1 W	52-17-9
79	Apr. 2	Edmonton	1-4 L	52-18-9
80	Apr. 5	@ Edmonton	0-2 L	52-19-9
81	Apr. 7	Minnesota	5-0 W	53-19-9
82	Apr. 9	@ Calgary	3-2 W (OT)	54-19-9

# 2011.12 SEASON RECORD

## NORTHWEST DIVISION FINISH

1st (111 Points)

## COACH

Alain Vigneault

## GM

Michael D. Gillis

## CAPTAIN

Henrik Sedin

## SCORING

Player	GP	G	A	PTS	PIM
H. Sedin	82	14	67	81	52
D. Sedin	72	30	37	67	40
Burrows	80	28	24	52	90
Kesler	77	22	27	49	56
Edler	82	11	38	49	34
Biekas	78	8	36	44	94
Higgins	71	18	25	43	16
Hansen	82	16	23	39	34
Hamhuis	82	4	33	37	46
Hodgson	63	16	17	33	8
Booth VAN	56	16	13	29	32
FLA	6	0	1	1	2
Salo	69	9	16	25	10
Raymond	55	10	10	20	18
Lapierre	82	9	10	19	130
Maihotra	78	7	11	18	14
Pahlsson VAN	19	2	4	6	12
CBJ	61	2	9	11	22
Gagnani VAN	14	1	2	3	6
BUF	44	1	11	12	20

Player	GP	G	A	PTS	PIM
Rome	43	4	6	10	46
Kassian VAN	17	1	2	3	31
BUF	27	3	4	7	20
Weise	68	4	4	8	81
Ballard	47	1	6	7	64
Ebbett	18	5	1	6	6
Bitz	10	1	3	4	14
Alberts	44	2	1	3	40
Samuelsson	6	1	2	3	6
Tanev	25	0	2	2	2
Duco	6	0	2	2	5
Volpatti	23	1	0	1	37
Sulzer	12	0	1	1	2
Mancari	6	0	0	0	0
Sturm	6	0	0	0	2
Sweatt	2	0	0	0	0
Oreskovich	1	0	0	0	7

Goaltender	GPI	MIN	GA	SO	AVG	W-L-T
Luongo	55	3,162	127	5	2.41	31-14-8
Schneider	33	1,833	60	3	1.96	20-8-1

## RESULTS

No	Date	Opponent	Score	Record
1	Oct. 6	Pittsburgh	3-4 O (SO)	0-0-1
2	Oct. 10	@ Columbus	3-2 W	1-0-1
3	Oct. 12	@ Philadelphia	4-5 L	1-1-1
4	Oct. 13	@ Detroit	0-2 L	1-2-1
5	Oct. 15	@ Edmonton	4-3 W	2-2-1
6	Oct. 18	NY Rangers	0-4 L	2-3-1
7	Oct. 20	Nashville	5-1 W	3-3-1
8	Oct. 22	Minnesota	3-2 W (OT)	4-3-1
9	Oct. 25	@ Edmonton	2-3 L	4-4-1
10	Oct. 26	St. Louis	0-3 L	4-5-1
11	Oct. 29	Washington	7-4 W	5-5-1
12	Nov. 1	@ Calgary	5-1 W	6-5-1
13	Nov. 3	@ Minnesota	1-5 L	6-6-1
14	Nov. 4	@ St. Louis	2-3 L	6-7-1
15	Nov. 6	@ Chicago	6-2 W	7-7-1
16	Nov. 10	@ Los Angeles	3-2 W	8-7-1
17	Nov. 11	@ Anaheim	3-4 L	8-8-1
18	Nov. 13	NY Islanders	4-1 W	9-8-1
19	Nov. 16	Chicago	1-5 L	9-9-1
20	Nov. 20	Ottawa	2-1 W (OT)	10-9-1
21	Nov. 23	@ Colorado	3-0 W	11-9-1
22	Nov. 25	@ Phoenix	5-0 W	12-9-1
23	Nov. 26	@ San Jose	3-2 W	13-9-1
24	Nov. 29	Columbus	4-1 W	14-9-1
25	Dec. 1	Nashville	5-6 L	14-10-1
26	Dec. 4	Calgary	5-1 W	15-10-1
27	Dec. 6	Colorado	6-0 W	16-10-1
28	Dec. 8	@ Montreal	4-3 W (SO)	17-10-1
29	Dec. 10	@ Ottawa	4-1 W	18-10-1
30	Dec. 13	@ Columbus	1-2 O (SO)	18-10-2
31	Dec. 15	@ Carolina	1-4 L	18-11-2
32	Dec. 17	@ Toronto	5-3 W	19-11-2
33	Dec. 19	Minnesota	4-0 W	20-11-2
34	Dec. 21	Detroit	4-2 W	21-11-2
35	Dec. 23	Calgary	1-3 L	21-12-2
36	Dec. 26	Edmonton	5-3 W	22-12-2
37	Dec. 28	@ San Jose	3-2 W (OT)	23-12-2
38	Dec. 29	@ Anaheim	5-2 W	24-12-2
39	Dec. 31	@ Los Angeles	1-4 L	24-13-2
40	Jan. 2	San Jose	2-3 O (SO)	24-13-3
41	Jan. 4	Minnesota	3-0 W	25-13-3

No	Date	Opponent	Score	Record
42	Jan. 7	@ Boston	4-3 W	26-13-3
43	Jan. 9	@ Florida	1-2 L	26-14-3
44	Jan. 10	@ Tampa Bay	5-4 W (SO)	27-14-3
45	Jan. 12	@ St. Louis	3-2 W (OT)	28-14-3
46	Jan. 15	Anaheim	2-4 L	28-15-3
47	Jan. 17	Los Angeles	2-3 O (SO)	28-15-4
48	Jan. 21	San Jose	4-3 W	29-15-4
49	Jan. 24	Edmonton	3-2 W (SO)	30-15-4
50	Jan. 31	Chicago	3-2 W (OT)	31-15-4
51	Feb. 2	Detroit	3-4 O (SO)	31-15-5
52	Feb. 4	@ Colorado	3-2 W (SO)	32-15-5
53	Feb. 7	@ Nashville	4-3 W (SO)	33-15-5
54	Feb. 9	@ Minnesota	5-2 W	34-15-5
55	Feb. 11	@ Calgary	2-3 O (SO)	34-15-6
56	Feb. 13	Phoenix	2-1 W (SO)	35-15-6
57	Feb. 15	Colorado	3-1 W	36-15-6
58	Feb. 18	Toronto	6-2 W	37-15-6
59	Feb. 19	@ Edmonton	5-2 W	38-15-6
60	Feb. 21	@ Nashville	1-3 L	38-16-6
61	Feb. 23	@ Detroit	4-3 W (SO)	39-16-6
62	Feb. 24	@ New Jersey	2-1 W	40-16-6
63	Feb. 26	@ Dallas	2-3 O (OT)	40-16-7
64	Feb. 28	@ Phoenix	1-2 O (SO)	40-16-8
65	Mar. 1	St. Louis	2-0 W	41-16-8
66	Mar. 3	Buffalo	3-5 L	41-17-8
67	Mar. 6	Dallas	2-5 L	41-18-8
68	Mar. 8	Winnipeg	3-2 W	42-18-8
69	Mar. 10	Montreal	1-4 L	42-19-8
70	Mar. 14	Phoenix	4-5 L	42-20-8
71	Mar. 17	Columbus	4-3 W	43-20-8
72	Mar. 19	@ Minnesota	0-2 L	43-21-8
73	Mar. 21	@ Chicago	1-2 O (OT)	43-21-9
74	Mar. 22	@ Dallas	2-1 W	44-21-9
75	Mar. 24	@ Colorado	3-2 W (OT)	45-21-9
76	Mar. 26	Los Angeles	1-0 W	46-21-9
77	Mar. 28	Colorado	1-0 W	47-21-9
78	Mar. 30	Dallas	5-2 W	48-21-9
79	Mar. 31	Calgary	3-2 W (OT)	49-21-9
80	Apr. 3	Anaheim	5-4 W (SO)	50-21-9
81	Apr. 5	@ Calgary	2-3 L	50-22-9
82	Apr. 7	Edmonton	3-0 W	51-22-9

# ALL-TIME



# ALL-TIME ROSTER

## A

Adams, Greg C.	1988.89
Adams, Greg G.	1987.88 to 1994.95
Affleck, Bruce	1979.80
Agnew, Jim	1986.87 to 1987.88
	1989.90 to 1991.92

### Alberts, Andrew

Alexander, Claire	2009.10 to 1977.78
Allen, Bryan	2000.01 to 2005.06
Andersson, Jonas	2010.11 to 2011.12
Antoski, Shawn	1990.91 to 1994.95
Arbour, John	1970.71
Arvedson, Magnus	2003.04
Ashton, Brent	1979.80 to 1980.81
Aucuin, Adrian	1994.95 to 2000.01
Auld, Alex	2001.02 to 2005.06

## B

Babych, Dave	1991.92 to 1997.98
Bakovic, Peter	1987.88
Balej, Jozef	2005.06
<b>Ballard, Keith</b>	<b>2010.11 to</b>
Balon, Dave	1971.72 to 1972.73
Bannerman, Murray	1977.78
Baron, Murray	1998.99 to 2002.03
Bartel, Robin	1986.87
Baumgartner, Nolan	2002.03 to 2005.06, 2008.09 to 2011.12
Bawa, Robin	1991.92
Beech, Kris	2007.08
Belanger, Jesse	1995.96
Belland, Neil	1981.82 to 1985.86
Benning, Jim	1986.87 to 1989.90
Beranek, Josef	1994.95 to 1995.96
Bernier, Steve	2008.09 to 2009.10
Berehowsky, Drake	2000.01 to 2001.02
Bergevin, Marc	2003.04
Berry, Ken	1987.88 to 1988.89
Bertuzzi, Todd	1997.98 to 2005.06
<b>Bieksa, Kevin</b>	<b>2005.06 to</b>
Bitz, Byron	2011.12
Blight, Rick	1975.76 to 1980.81
Bliznak, Mario	2009.10
Block, Ken	1970.71
Boddy, Gregg	1971.72 to 1975.76
Bodger, Doug	1999.00
Bohonos, Lonny	1996.97 to 1997.98
Boldirev, Ivan	1979.80 to 1982.83
Bolduc, Alex	2008.09 to 2010.11
Bolonchuk, Larry	1972.73
Bonni, Ryan	1999.00
<b>Booth, David</b>	<b>2011.12 to</b>
Bordeleau, Paulin	1973.74 to 1975.76
Bouck, Tyler	2003.04 to 2006.07
Boudrias, Andre	1970.71 to 1975.76
Bourdon, Luc	2006.07 to 2007.08
Boyd, Randy	1987.88 to 1988.89
Bozek, Steve	1988.89 to 1990.91
Bradley, Brian	1987.88 to 1990.91
Brasar, Per-Olov	1979.80 to 1981.82
Brashear, Donald	1996.97 to 2001.02
Bridgman, Mel	1988.89
Brochu, Martin	2001.02
Brodeur, Richard	1980.81 to 1987.88
Bromley, Gary	1978.79 to 1980.81
Brookbank, Wade	2003.04 to 2005.06
Brown, Cam	1990.91
Brown, Jeff	1993.94 to 1995.96
Brown, Mike	2000.01 to 2001.02
Brown, Mike	2007.08 to 2008.09

Brown, Sean	2005.06
Bruce, David	1985.86 to 1988.89
Bubla, Jiri	1981.82 to 1985.86
Bulis, Jan	2006.07
Bullock, Bruce	1972.73, 1974.75, 1976.77
Bure, Pavel	1991.92 to 1997.98
Burke, Sean	1997.98
<b>Burrows, Alex</b>	<b>2005.06 to</b>
Buskas, Rod	1989.90
Butcher, Garth	1981.82 to 1990.91
Butenschon, Sven	2005.06
Butler, Jerry	1979.80 to 1981.82

## C

Callander, Drew	1978.79 to 1979.80
Campbell, Colin	1980.81 to 1981.82
Caprice, Frank	1982.83 to 1987.88
Capuano, Dave	1989.90 to 1990.91
Capuano, Jack	1990.91
Carney, Keith	2005.06
Caron, Jacques	1973.74
Carriere, Larry	1976.77 to 1977.78
Carson, Jimmy	1993.94
Carter, Anson	2005.06
Cassels, Andrew	1999.00 to 2001.02
Charbonneau, Jose	1988.89
	1993.94 to 1994.95
Chouinard, Marc	2006.07
Christie, Mike	1980.81
Chubarov, Artem	1999.00 to 2003.04
Ciccone, Enrico	1997.98
Cloutier, Dan	2000.01 to 2005.06
Cochrane, Glen	1985.86 to 1986.87
Connelly, Wayne	1971.72
Convery, Brandon	1997.98 to 1998.99
Cook, Bob	1970.71 to 1971.72
Cooke, Matt	1998.99 to 2007.08
Corrigan, Mike	1970.71 to 1971.72
Coulombe, Patrick	2006.07 to 2008.09
Courtinall, Geoff	1990.91 to 1994.95
Courtinall, Russ	1994.95 to 1996.97
Courville, Larry	1995.96 to 1997.98
Cowan, Jeff	2006.07 to 2008.09
Coxe, Craig	1984.85 to 1987.88
	1989.90 to 1990.91
Craven, Murray	1992.93 to 1993.94
Crawford, Marc	1981.82 to 1986.87
Crowder, Troy	1996.97
Cullen, Ray	1970.71
Cullimore, Jassen	1994.95 to 1996.97
Currie, Tony	1981.82 to 1983.84

## D

Daigneault, J.J.	1984.85 to 1985.86
Dailey, Bob	1973.74 to 1976.77
Davison, Rob	2008.09
Delorme, Ron	1981.82 to 1984.85
DeMarco, Ab	1974.75 to 1975.76
Demitra, Pavol	2008.09 to 2009.10
Derlago, Bill	1978.79 to 1979.80
Desbiens, Guillaume	2009.10 to 2010.11
Diduck, Gerald	1990.91 to 1994.95
Dirk, Robert	1990.91 to 1993.94
Doak, Gary	1970.71 to 1971.72
Dowd, Jim	1995.96
Druken, Harold	1999.00 to 2002.03
Duco, Mike	2011.12
Dunbar, Dale	1985.86
Dunn, Dave	1973.74 to 1974.75
Dyck, Ed	1971.72 to 1973.74
	1971.72 to 1973.74

## E

<b>Ebbett, Andrew</b>	<b>2011.12 to</b>
<b>Edler, Alexander</b>	<b>2006.07 to</b>
Ehrhoff, Christian	2009.10 to 2010.11
Eisenhut, Neil	1993.94
Eldebrink, Anders	1981.82 to 1982.83
Ellacott, Ken	1982.83
Eriksson, Roland	1978.79
Essensa, Bob	2000.01

## F

Fedorov, Fedor	2002.03 to 2003.04
Fergus, Tom	1991.92 to 1992.93
FitzGerald, Zack	2007.08 to 2008.09
Fitzpatrick, Rory	2006.07
Flockhart, Rob	1976.77 to 1978.79
Folco, Peter	1973.74
Fortier, Dave	1976.77
Fountain, Mike	1996.97
Fraser, Curt	1978.79 to 1982.83

## G

Gagner, Dave	1998.99
Gamble, Troy	1986.87, 1988.89
	1990.91 to 1991.92
Gardner, George	1970.71 to 1971.72
Garrett, John	1982.83 to 1984.85
Gassoff, Brad	1975.76 to 1978.79
Gelinias, Martin	1993.94 to 1997.98
Gibson, Don	1990.91
Gillis, Jere	1977.78 to 1980.81
	1983.84 to 1984.85
	2009.10 to 2010.11
Glass, Tanner	1973.74
Gloor, Dan	1993.94
Glynn, Brian	1976.77 to 1979.80
Goodenough, Larry	1998.99
Gordon, Robb	2005.06 to 2006.07
Goren, Lee	1973.74 to 1976.77
Gould, John	1973.74
Gould, Larry	2009.10
Grabner, Michael	1978.79 to 1985.86
Gradin, Thomas	2011.12
Gragani, Marc-Andre	1976.77 to 1978.79
Graves, Hilliard	2005.06 to 2006.07
Green, Josh	1991.92
Gregg, Randy	2003.04
Grenier, Martin	1974.75 to 1978.79
Grisdale, John	1971.72 to 1974.75
Guevremont, Jocelyn	1988.89 to 1990.91
Guy, Kevan	

## H

Hall, Murray	1970.71 to 1971.72
Hall, Taylor	1983.84 to 1986.87
Halward, Doug	1980.81 to 1986.87
<b>Hamhuis, Dan</b>	<b>2010.11 to</b>
Hammond, Ken	1991.92
Hanson, Glen	1977.78 to 1981.82
<b>Hansen, Jannik</b>	<b>2006.07 to</b>
Hargreaves, Jim	1970.71, 1972.73
Hatoum, Ed	1970.71
Hawgood, Greg	1999.00 to 2000.01
Hawkins, Todd	1988.89 to 1989.90
Hazlett, Steve	1979.80
Hedberg, Johan	2003.04
Hedican, Bret	1993.94 to 1998.99
Heinz, Rick	1981.82
Helmer, Bryan	2000.01 to 2002.03
Hendrickson, Darby	1998.99 to 1999.00
<b>Higgins, Chris</b>	<b>2010.11 to</b>



Hirsch, Corey	1995.96 to 1998.99
Hlavac, Jan	2001.02 to 2002.03
Hlinka, Ivan	1981.82 to 1982.83
Hodge, Charlie	1970.71
Hodgson, Cody	2010.11 to 2011.12
Hodgson, Dan	1986.87 to 1988.89
Holden, Josh	1998.99 to 2001.02
Holloway, Bruce	1984.85
Holt, Randy	1978.79
Homenuke, Ron	1972.73
Hordichuk, Darcy	2008.09 to 2009.10
Huber, Willie	1987.88
Hubick, Greg	1979.80
Hughes, John	1979.80
Hunter, Tim	1992.93 to 1995.96
Hurlbut, Bob	1974.75
Huscroft, Jamie	1997.98 to 1998.99

## I

Irbe, Arturs	1997.98
Isbister, Brad	2007.08

## J

Jackson, Dane	1993.94 to 1994.95
Jaffray, Jason	2007.08 to 2008.09
Johnson, Danny	1970.71 to 1971.72
Johnson, Ryan	2008.09 to 2009.10
Jokela, Mikko	2002.03
Joseph, Chris	1996.97, 1999.00
Jovanovski, Ed	1998.99 to 2005.06

## K

Kannegiesser, Sheldon	1977.78
Kariya, Steve	1999.00 to 2001.02
<b>Kassian, Zack</b>	<b>2011.12 to</b>
Kavanagh, Pat	2000.01, 2002.03 to 2003.04
Keane, Mike	2003.04
Kearns, Dennis	1971.72 to 1980.81
Kesa, Dan	1993.94
<b>Kesler, Ryan</b>	<b>2003.04 to</b>
Kidd, Ian	1987.88 to 1988.89
King, Jason	2002.03 to 2003.04
Kirtan, Mark	1982.83 to 1984.85
Klatt, Trent	1998.99 to 2002.03
Kocur, Joey	1995.96
Komarniski, Zenith	1999.00, 2002.03
Korab, Jerry	1973.74
Kozak, Don	1978.79
Krajicek, Lukas	2006.07 to 2008.09
Krog, Jason	2008.09
Kron, Robert	1990.91 to 1992.93
Krutov, Vladimir	1989.90
Kucera, Frantisek	1995.96 to 1996.97
Kulak, Stu	1982.83, 1986.87
Kurtenbach, Orland	1970.71 to 1973.74
Kurtz, Justin	2001.02
Kurvers, Tom	1990.91

## L

LaBarbera, Jason	2008.09
Lachance, Scott	2000.01 to 2001.02
LaFayette, Nathan	1993.94 to 1994.95
Lalonde, Bobby	1971.72 to 1976.77
Lampman, Mike	1973.74
Langdon, Darren	2002.03
Lanthier, Jean-Marc	1983.84 to 1985.86
	1987.88
Lanz, Rick	1980.81 to 1986.87
<b>Lapierre, Maxim</b>	<b>2010.11 to</b>

Larionov, Igor	1989.90 to 1991.92
Lawless, Paul	1987.88
LeBlanc, John	1986.87 to 1987.88
Ledyard, Grant	1997.98
Leeb, Brad	1999.00, 2001.02
Leeman, Gary	1994.95
Legace, Manny	1999.00
Lemay, Moe	1981.82 to 1986.87
Lemieux, Richard	1971.72 to 1973.74
Lenardon, Tim	1989.90
Letowski, Trevor	2001.02 to 2002.03
Lever, Don	1972.73 to 1979.80
Levie, Craig	1986.87
Lidster, Doug	1983.84 to 1992.93
Linden, Trevor	1988.89 to 1997.98
	2001.02 to 2007.08
	1978.79 to 1983.84
	2002.03
	1974.75 to 1975.76
	1979.80 to 1980.81
	1995.96
Loney, Brian	1985.86 to 1987.88
Lowry, Dave	2009.10
Lukowich, Brad	1989.90 to 1997.98
Lumme, Jyrki	1970.71
Lunde, Len	<b>2006.07 to</b>
<b>Luongo, Roberto</b>	<b>1979.80 to 1985.86</b>
Lupul, Gary	

## M

MacAdam, Al	1984.85
MacDonald, Blair	1980.81 to 1982.83
MacDonald, Brett	1987.88
MacIntyre, Drew	2007.08
Mair, Jim	1972.73 to 1974.75
Maki, Wayne	1970.71 to 1972.73
<b>Malhotra, Manny</b>	<b>2010.11 to</b>
Malik, Marek	2002.03 to 2003.04
Malkoc, Dean	1995.96
Mancari, Mark	2011.12
Manery, Kris	1979.80
Maniago, Cesare	1976.77 to 1977.78
Manno, Bob	1976.77 to 1980.81
Marois, Mario	1980.81
Martin, Grant	1983.84 to 1984.85
Martin, Pit	1977.78 to 1978.79
Mason, Bob	1990.91
Maxwell, Brad	1986.87
May, Brad	1997.98 to 1999.00
	2002.03 to 2003.04
Mazur, Jay	1988.89 to 1991.92
McAllister, Chris	1997.98 to 1998.99
McBain, Andrew	1989.90 to 1991.92
McCabe, Bryan	1997.98 to 1998.99
McCarthy, Kevin	1978.79 to 1983.84
McCarthy, Steve	2005.06
McCord, Dennis	1973.74
McDonnell, Joe	1981.82
McIlhargey, Jack	1976.77 to 1979.80
McIntyre, John	1993.94 to 1994.95
McIver, Nathan	2006.07 to 2007.08
McKichan, Steve	1990.91
McLean, Kirk	1987.88 to 1997.98
McLelland, Dave	1972.73
McNab, Peter	1983.84 to 1984.85
McSheffrey, Bryan	1972.73 to 1973.74
McVicar, Rob	2005.06
Meehan, Gerry	1974.75
Melnyk, Larry	1987.88 to 1989.90
Messier, Mark	1997.98 to 1999.00

Michaud, Alfie	1999.00
Miller, Aaron	2007.08
Minor, Gerry	1979.80 to 1983.84
Mitchell, Willie	2006.07 to 2009.10
Mogilny, Alexander	1995.96 to 1999.00
Mojzis, Tomas	2005.06
Molin, Lars	1981.82 to 1983.84
Momesso, Sergio	1990.91 to 1994.95
Monahan, Garry	1974.75 to 1977.78
Moran, Brad	2006.07
Morin, Stephane	1992.93 to 1993.94
Morrison, Brendan	1999.00 to 2007.08
Morrison, Dave	1984.85
Moss, Tyler	2002.03
Muckalt, Bill	1998.99 to 1999.00
Murphy, Rob	1987.88 to 1991.92
Murray, Bob	1974.75 to 1976.77
Murzyn, Dana	1990.91 to 1998.99

## N

Namestnikov, John	1993.94 to 1996.97
Naslund, Markus	1995.96 to 2007.08
Nedved, Petr	1990.91 to 1992.93
Neely, Cam	1983.84 to 1985.86
Nemchinov, Sergei	1996.97
Neill, Jim	1981.82 to 1983.84
Noonan, Brian	1986.87 to 1997.98
Nordmark, Robert	1988.89 to 1990.91
Noronen, Mika	2005.06
Nycholat, Lawrence	2008.09, 2009.10

## O

Oberg, Evan	2009.10 to 2010.11
Oddleifson, Chris	1973.74 to 1980.81
Odjick, Gino	1990.91 to 1997.98
O'Brien, Shane	2008.09 to 2009.10
O'Flaherty, Gerry	1972.73 to 1977.78
Ohlund, Mattias	1997.98 to 2008.09
Oksuta, Roman	1994.95 to 1995.96
O'Neil, Paul	1973.74
Oreskovich, Victor	2010.11 to 2011.12
O'Sullivan, Chris	1999.00
Ouellet, Maxime	2005.06
Ouellet, Michel	2008.09

## P

Pahlsson, Samuel	2011.12
Paiement, Rosaire	1970.71 to 1971.72
Park, Ryan	2010.11 to 2011.12
Park, Richard	2005.06
Peca, Mike	1993.94 to 1994.95
Pederson, Barry	1986.87 to 1989.90
Pederson, Denis	1999.00 to 2001.02
Perrault, Joel	2010.11
Peterson, Brent	1985.86 to 1986.87
Pettit, Michel	1982.83 to 1987.88
Pettinger, Matt	2007.08, 2009.10
Plavisc, Adrien	1989.90 to 1994.95
Popiel, Poul	1970.71 to 1971.72
Potvin, Felix	1999.00 to 2000.01
Pratt, Tracy	1973.74 to 1975.76
Primeau, Kevin	1980.81
Pronger, Sean	2003.04
Pyatt, Taylor	2006.07 to 2008.09

## Q

Quinn, Dan	1989.90 to 1990.91
Quinn, Pat	1970.71 to 1971.72

## R

# ALL-TIME ROSTER

Ratushny, Dan	1992.93
Raycroft, Andrew	2009.10
<b>Raymond, Mason</b>	<b>2007.08 to</b>
Reaume, Marc	1970.71
Reid, Brandon	2002.03 to 2003.04, 2006.07
Reinhart, Paul	1988.89 to 1989.90
Richardson, Glen	1975.76
Richter, Dave	1986.87 to 1987.88
Ridley, Curt	1975.76 to 1977.78
	1979.80
Ridley, Mike	1995.96 to 1996.97
Ritchie, Byron	2007.08
Rizzuto, Garth	1970.71
Roberts, David	1996.97 to 1997.98
Robertsson, Bert	1997.98 to 1998.99
Robitaille, Mike	1974.75 to 1976.77
Rocheffort, Leon	1974.75 to 1975.76
Rohlicek, Jeff	1987.88 to 1988.89
Rohlin, Leif	1995.96 to 1996.97
Rome, Aaron	2009.10 to 2011.12
Ronning, Cliff	1990.91 to 1995.96
Rota, Darcy	1979.80 to 1983.84
Rucinsky, Martin	2003.04
Ruutu, Christian	1994.95
Ruutu, Jarkko	1999.00 to 2005.06
Ryan, Prestin	2005.06 to 2006.07
Rypien, Rick	2005.06 to 2010.11

## S

Sabourin, Dany	2006.07
Salo, Sami	2002.03 to 2011.12
Samuelsson, Mikael	2009.10 to 2011.12
Sanderson, Derek	1976.77
Sanderson, Geoff	1997.98, 2003.04
Sandlak, Jim	1985.86 to 1992.93
	1995.96
Sanford, Curtis	2007.08 to 2008.09
Santala, Tommi	2006.07
Saunders, David	1987.88
<b>Sauve, Yann</b>	<b>2010.11 to</b>
Scatchard, Dave	1997.98 to 1999.00
Schaefer, Peter	1998.99 to 2001.02, 2010.11
Schella, John	1970.71 to 1971.72
Schliebener, Andy	1981.82,
	1983.84 to 1984.85
Schmautz, Bobby	1970.71 to 1973.74
	1980.81
<b>Schneider, Cory</b>	<b>2008.09 to</b>
Schneider, Mathieu	2009.10
Schultz, Jesse	2006.07
Schwab, Corey	1999.00
<b>Sedin, Daniel</b>	<b>2000.01 to</b>
<b>Sedin, Henrik</b>	<b>2000.01 to</b>
Sedlbauer, Ron	1974.75 to 1979.80
Seguin, Danny	1970.71, 1973.74
Semak, Alexander	1996.97
Semenov, Anatoli	1992.93
Shannon, Ryan	2007.08
Sharifijanov, Vadim	1999.00
Shirokov, Sergei	2009.10 to 2010.11
Sillinger, Mike	1995.96 to 1997.98
Skriko, Petri	1984.85 to 1990.91
Skudra, Peter	2001.02 to 2002.03
Slegr, Jiri	1992.93 to 1994.95, 2003.04
	1970.71
Sly, Darryl	1978.79 to 1979.80
Smith, Brad	1988.89 to 1989.90
Smith, Doug	1973.74 to 1975.76
Smith, Gary	2003.04 to 2006.07
Smith, Nathan	2003.04 to 2006.07
Smolinski, Bryan	2006.07

Smyl, Stan	1978.79 to 1990.91
Snepsts, Harold	1974.75 to 1983.84
	1988.89 to 1989.90
	1997.98 to 1999.00
	1973.74
	1998.99 to 2003.04,
	2006.07
Speck, Fred	1971.72
Spruce, Andy	1976.77
Staios, Steve	1996.97 to 1998.99
Stanley, Daryl	1987.88 to 1989.90
Stapleton, Mike	2000.01
Stern, Ronnie	1987.88 to 1990.91
Stevens, Mike	1984.85
Stewart, Ralph	1970.71,
	1976.77 to 1977.78
	1971.72
Stewart, Ron	1994.95 to 1995.96
Stojanov, Alek	1973.74
Stone, Steve	1997.98 to 2001.02
Strudwick, Jason	2011.12
Sturm, Marco	2011.12
Sulzer, Alexander	1986.87 to 1987.88
Summanen, Raimo	2008.09
Sundin, Mats	1982.83 to 1986.87
Sundstrom, Patrik	1986.87 to 1989.90
Sutter, Rich	
<b>Sweatt, Bill</b>	<b>2011.12 to</b>
Sweatt, Lee	2010.11

## T

Tallon, Dale	1970.71 to 1972.73
Tambellini, Jeff	2010.11
Tambellini, Steve	1985.86 to 1987.88
<b>Tanev, Chris</b>	<b>2010.11 to</b>
Tannahill, Don	1972.73 to 1973.74
Tanti, Tony	1982.83 to 1989.90
Taylor, Ted	1970.71 to 1971.72
Tezikov, Alexei	2001.02
Tikkanen, Esa	1995.96 to 1996.97
Torres, Raffi	2010.11
Tremblay, Yannick	2006.07
Tudor, Rob	1978.79 to 1979.80

## V

Vaananen, Ossi	2008.09
Vaic, Lubomir	1997.98, 1999.00
Vaive, Rick	1979.80
Valk, Garry	1990.91 to 1992.93
Vasiljevs, Herbert	2001.02
Ververgaert, Dennis	1973.74 to 1978.79
Veysey, Sid	1977.78
Vilgrain, Claude	1987.88
<b>Volpatti, Aaron</b>	<b>2010.11 to</b>

## W

Walker, Scott	1994.95 to 1997.98
Walter, Ryan	1991.92 to 1992.93
Walton, Mike	1975.76 to 1977.78
Ward, Dixon	1992.93 to 1993.94
Ward, Ron	1971.72
Warriner, Todd	2001.02 to 2002.03
Washburn, Steve	1998.99
Weaver, Mike	2007.08
Weekes, Kevin	1998.99 to 1999.00
Weeks, Steve	1987.88 to 1990.91
Weinrich, Eric	2005.06
<b>Weise, Dale</b>	<b>2011.12 to</b>
Wellwood, Kyle	2008.09 to 2009.10
Whitmore, Kay	1992.93 to 1994.95
Wickenheiser, Doug	1987.88

Wilcox, Barry	1972.73, 1974.75
Wiley, Jim	1975.76 to 1976.77
Wilkins, Barry	1970.71 to 1974.75
Williams, Tiger	1979.80 to 1983.84
Wilson, Dunc	1970.71 to 1972.73
	1978.79
Wiste, Jim	1970.71
Woodley, Dan	1987.88
Wotton, Mark	1994.95, 1996.97 to 1997.98
Wright, John	1972.73 to 1973.74

## Y

York, Harry	1998.99 to 1999.00
Young, Howie	1970.71
Young, Wendell	1985.86 to 1986.87

## Z

Zetterstrom, Lars	1978.79
Zevel, Peter	1997.98 to 1998.99

1

Murray Bannerman, Bruce Bullock, Sean Burke, Ed Dyck, Ken Elacott, George Gardner, Glen Hanlon, Johan Hedberg, Charlie Hodge, **Roberto Luongo**, Kirk McLean, Maxime Ouellet, Peter Skudra, Gary Smith, Dunc Wilson, Wendell Young.

2

Jim Agnew, Gary Doak, Jocelyn Guevre-mont, Kevan Guy, Doug Halward, **Dan Hamhuis**, Ken Hammond, Willie Huber, Ian Kidd, Frantisek Kucera, Craig Levie, Dave Logan, Bob Manno, John Namestnikov, Mattias Ohlund, Mike Robitaille, Lars Zetterstrom.

3

**Kevin Bieksa**, Doug Bodger, Larry Bol-onchuk, Garth Butcher, Keith Carney, Bob Dailey, Anders Eldebrink, Bret Hedican, Doug Lidster, Lars Lindgren, Joe McDonnell, Michel Petit, Pat Quinn, Brent Sopol.

4

**Keith Ballard**, Nolan Baumgartner, Jim Benning, Luc Bourdon, Rob Davison, Adam Demarco, Gerald Diduck, Greg Hawgood, Randy Holt, John Hughes, Frantisek Kucera, Justin Kurtz, Rick Lanz, Grant Ledyard, Bryan McCabe, Aaron Miller, Brent Sopol, Mike Walton, Barry Wilkins, Mark Wotton.

5

Bryan Allen, John Arbour, Garth Butcher, Colin Campbell, Larry Carriere, Christian Ehrhoff, Larry Goodenough, Marc-Andre Gagnani, Jim Hargreaves, Sheldon Kannegiesser, Zenith Komarniski, Lukas Krajicek, Bob Manno, Dana Murzyn, Tracy Pratt, John Schella, Darryl Sly, Brad Smith, Ossi Vaananen.

6

Adrian Aucoin, Dennis Kearns, Robert Nordmark, Adrien Plavsic, Marc Reaume, Dave Richter, Sami Salo, Andre Schliebener, Alexei Tezikov, Howie Young.

7

**David Booth**, Andre Boudrias, Tony Currie, Dave Fortier, Robb Gordon, Jamie Huscroft, Gary Lupul, Pit Martin, Gerry Minor, Brendon Morrison, Barry Pederson, Dan Quinn, David Roberts, Cliff Ronning, Sid Veysey.

8

Greg G. Adams, Jozef Balej, Rick Blight, Donald Brashear, Wayne Connelly, Taylor Hall, Danny Johnson, Moe Lemay, Marek Malik, Peter McNab, Gerry Meehan, Willie Mitchell, Jim Nill, Bobby Schmutz, Alex Stojanov, **Chris Tanev**, Eric Weinrich.

9

Ivan Boldirev, Russ Courtnall, Harold Druken, Ed Hatoum, Cody Hodgson, **Zack Kassian**, Mike Keane, Gary Leeman, Don Lever, Brad May, Andrew McBain, Taylor Pyatt, Bobby Schmutz, Mike Stapleton,

Dale Tallon, Tony Tanti, Lubomir Vaic, Ryan Walter, Jim Wiste.

10

Rick Blight, Brian Bradley, Pavel Bure, Drew Callander, Geoff Courtnall, Ray Cullen, Tony Currie, Mike Derlago, Anders Eldebrink, Jere Gillis, Ryan Johnson, Jean-Marc Lanthier, Moe Lemay, Trevor Letowski, Don Lever, Brad May, Dave Morrison, Brent Peterson, Bobby Schmutz, Fred Speck, Ronnie Stern, Jeff Tambellini, Esa Tikkanen, Dennis Ververgaert.

11

Wayne Maki, Mark Messier, Chris Oddleifson.

12

Mike Corrigan, Rob Flockhart, Dan Gloor, Leon Rochefort, Stan Smyl, Ron Stewart, Barry Wilcox, Jim Wiley.

**RETIRED NOV.03.91 (SMYL).**

13

Mike Brown, Artem Chubarov, Lars Lindgren, Sergei Nemchinov, Matt Pettinger, Mats Sundin, Raffi Torres.

14

Jesse Belanger, Lonny Bohonos, Steve Bozek, **Alex Burrows**, Bob Cook, Geoff Courtnall, Larry Courville, Peter Folco, Jere Gillis, Darby Hendrickson, Josh Holden, Scott Lachance, Moe Lemay, Blair MacDonald, Dennis McCord, Chris Oddleifson, Brandon Reid, Geoff Sanderson, Bobby Schmutz, Danny Seguin, Steve Stone, Raimo Summanen, Tony Tanti, Doug Wickenheiser, Jim Wiste, John Wright.

15

Brent Ashton, Neil Belland, Drake Berehowsky, Paulin Bordeleau, Mike Brown, J.J. Daigneault, Jim Dowd, Harold Druken, Tom Fergus, Dave Gagner, Tanner Glass, Hilliard Graves, Pat Kavanagh, John McIntyre, Rosaire Paiement, Adrien Plavsic, Sean Pronger, Byron Ritchie, Rick Rypien, Peter Schaefer, Marco Sturm, Rich Sutter, Todd Warriner.

16

Per Olov Brasar, Brad Gassoff, Dan Hodgson, Mark Kirtin, Stu Kulak, Trevor Linden, Don Tannahill, Ted Taylor, Barry Wilcox, Jim Wiley.

**RETIRED DEC.17.08 (LINDEN).**

17

Drake Berehowsky, Lonny Bohonos, Jerry Butler, Drew Callander, Jimmy Carson, Jose Charbonneau, Tony Currie, Larry Gould, Todd Hawkins, Jan Hlavac, **Ryan Kesler**, Jason King, Vladimir Krutov, Paul Lawless, Bill Muckalt, Rob Murphy, Paul O'Neill, Mike Ridley, Jeff Rohlicek, Ron Sedlbauer, Danny Seguin, Vadim Sharifjanov, Patrik Sundstrom, Dixon Ward, Ron Ward, Doug Wickenheiser, John Wright, Howie Young.

18

Shawn Antoski, Steve Bernier, Ken Berry, Marc Crawford, Troy Crowder, Fedor Fedorov, Rory Fitzpatrick, Rob Flockhart, Larry Gould, John Grisdale, Ron Homenuke, Steve Kariya, Jason King, Robert Kron, Mike Lampman, Igor Larionov, Jim Mair, Richard Park, Poul Popiel, Bert Robertson, Darcy Rota, Geoff Sanderson, Peter Schaefer, Brad Smith, **Chris Tanev**, Rick Vaive, Mike Weaver.

19

Claire Alexander, Ron Delorme, Dale Dunbar, Roland Eriksson, Steve Hazlett, Greg Hubick, Tim Hunter, Richard Lemieux, Kris Manery, Mario Marois, Markus Naslund, Petr Nedved, Glen Richardson, Derek Sanderson, Jim Sand-lak, Ron Stewart, Dale Tallon, Rob Tudor, Jim Wiley. **RETIRED DEC.11.10 (NASLUND).**

20

Drew Callander, Jose Charbonneau, Jeff Cowan, Bill Derlago, Guillaume Desbiens, George Gardner, Jim Hargreaves, **Chris Higgins**, John Hughes, **Ryan Kesler**, Bobby Lalonde, Darren Langdon, Grant Martin, Andrew McBain, Gerry Minor, John Namestnikov, Ryan Parent, Denis Pederson, Christian Ruuttu, Dave Scatchard, Bobby Schmutz, Jesse Schultz, Alexander Semak, Anatoli Semenov, Ronnie Stern, Steve Tambellini.

21

John Arbour, Magnus Arvedson, Peter Ba-kovic, Dave Balon, Tyler Bouck, Craig Cox, Jere Gillis, John Gould, Doug Halward, Ivan Hlinka, Josh Holden, Dennis Kearns, Zenith Komarniski, Jyrki Lumme, Rob Murphy, Cam Neely, **Mason Raymond**, Doug Smith, Bryan Smolinski, Gene Sobchuk.

22

Greg C. Adams, Gregg Boddy, Jeff Brown, Larry Courville, Craig Cox, Robert Dirk, Jocelyn Guevre-mont, Dan Hodgson, Dave Lowry, Bob Manno, Markus Naslund, Garth Rizzuto, **Daniel Sedin**, Andy Spruce, Tiger Williams, Peter Zezel.

23

Murray Baron, Marc Bergevin, Sean Brown, **Alex Edler**, Neil Eisenhut, Martin Gelinas, Thomas Gradin, Martin Grenier, Murray Hall, Dan Hodgson, Bryan McCabe, Gerry O'Flaherty, Paul Reinhart, Garry Valk, Dan Woodley.

24

Jonas Andersson, Bruce Bullock, Jack Capua-no, Matt Cooke, Tony Currie, Dave Dunn, Ed Dyck, Curt Fraser, Don Gibson, Randy Gregg, Darcy Hordichuk, Tom Kurvers, Doug Lidster, Len Lund, Mark Mancari, Bryan McSheffrey, Larry Melnyk, Garry Monahan, Michel Petit, Jiri Slegr, Ralph Stewart, Scott Walker.

# ALL-TIME UNIFORM NUMBERS

25

Kris Beech, **Kevin Bieksa**, David Bruce, Andrew Cassels, Andrew Ebbett, Josh Green, Dan Kesa, Orland Kurtenbach, Nathan LaFayette, Doug Lidster, Mats Lindgren, Al MacAdam, Jim Mair, Kevin McCarthy, Stephane Morin, Michel Ouellet, Matt Pettinger, Jim Sandlak, Sergei Shirokov, Steve Staios, Ralph Stewart, Alek Stojanov, Rob Tudor.

26

Bruce Affleck, Jim Agnew, Ken Block, Brandon Convery, George Gardner, Tim Hunter, Bob Hurlburt, Trent Klatt, Don Kozak, Steve McCarthy, Bryan McSheffrey, Gerry Meehan, Lars Molin, Stephane Morin, Bob Murray, Samuel Pahlsson, Martin Rucinsky, Mikael Samuelsson, Tommi Santala, Ryan Shannon, Mike Sillinger, Petri Skirok, Ralph Stewart, Steve Stone, Tiger Williams.

27

Shawn Antoski, Todd Bertuzzi, Randy Boyd, Mike Brown, Glen Cochrane, Brandon Convery, Craig Cox, Lee Goren, Brad Isbister, Mikko Jokela, Jerry Korab, Jason Krog, John LeBlanc, **Manny Malhotra**, Brad Maxwell, Sergio Momesso, Leif Rohlin, Mathieu Schneider, Harold Snepsts, Mark Wotton, Harry York.

28

Luc Bourdon, Donald Brashear, Mel Bridgman, Wade Brookbank, Rod Buskas, Jerry Butler, Dave Capuano, Mike Christie, Craig Cox, Marc Crawford, Rob Flockhart, Brian Glynn, Larry Goodenough, Taylor Hall, Bryan Helmer, Chris Joseph, Joey Kocur, Jean-Marc Lanthier, John LeBlanc, Brian Noonan, Roman Oksiuta, Dan Ratushny, Yannick Tremblay, Rick Vaive, Steve Washburn.

29

Randy Boyd, Jiri Bubla, Glen Cochrane, Patrick Coulombe, Jason Jaffray, Kris Manery, Jack McIlhargey, Gino Odjick, Felix Potvin, Kevin Primeau, Aaron Rome, Peter Schaefer, Nathan Smith, Daryl Stanley, Herbert Vasiljevs.

30

Martin Brochu, Gary Bromley, Bruce Bullock, Frank Caprice, Jacques Caron, Ed Dyck, Mike Fountain, George Gardner, Jason LaBarbera, Ken Lockett, Cesare Maniago, Steve McKichan, Dave McLelland, Tyler Moss, Andrew Raycroft, Garth Snow, Dunc Wilson.

31

Shawn Antoski, Bruce Bullock, Troy Gamble, John Garrett, Rick Heinz, Corey Hirsch, Manny Legace, Drew MacIntyre, Bob Mason, Mika Noronen, Lubomir Vaic, Steve Weeks, Dunc Wilson.

32

Jim Agnew, Peter Bakovic, Robin Bartel, Neil Belland, Tyler Bouck, Marc Chouinard, Craig Cox, Murray Craven, Bruce Holloway, Arturs Irbe, Chris Joseph, Ian Kidd, Dean Malkoc, Brad May, Lawrence Nycholat, Joel Perrault, Corey Schwab, Dale Weise.

33

Marc Crawford, Tim Lenardon, Jay Mazur, Alfie Michaud, Mike Peca, Jim Sandlak, David Saunders, **Henrik Sedin**, Mike Stevens, Steve Weeks.

34

Neil Belland, Byron Bitz, Jassen Cullimore, Guillaume Desbiens, Neil Eisenhut, Ian Kidd, Brad Lukowich, Brett MacDonald, Rob McVicar, Jeff Rohlicek, Jason Strudwick, Claude Vilgrain.

35

Alex Auld, Richard Brodeur, Bruce Bullock, Ed Dyck, Bob Essensa, Troy Gamble, Curt Ridley, Dany Sabourin, **Cory Schneider**, Kevin Weekes, Kay Whitmore.

36

Jim Agnew, Ryan Bonni, Josh Green, **Jannik Hansen**, Dane Jackson, Brian Loney, Chris McAllister.

37

Brandon Reid, Jarkko Ruutu, Rick Rypien.

38

Jan Bulis, Pavol Demitra, Todd Hawkins, Brad Leeb, Victor Oreskovich.

39

Enrico Ciccone, Dan Cloutier, Cody Hodgson, Brad Moran, Evan Oberg, Chris O'Sullivan.

40

Michael Grabner, **Maxim Lapierre**.

41

**Andrew Alberts**, Robin Bawa, Prestin Ryan, Curtis Sanford.

42

Josef Beranek, **Bill Sweatt**, Kyle Wellwood.

43

Don Gibson, Pat Kavanagh.

44

Dave Babych, Nolan Baumgartner, Todd Bertuzzi, Rob Murphy.

45

Mike Brown.

46

Nathan McIver, Tomas Mojzis.

47

**Yann Sauve**.

48

Cam Brown, Bert Robertsson.

49

Alex Bolduc, Zack FitzGerald.

52

Sven Butenschon, Alexander Sulzer.

54

**Aaron Volpatti**.

55

Ed Jovanovski, Shane O'Brien.

57

Lee Sweatt.

58

Robert Kron.

62

Mario Bliznak.

64

Evan Oberg.

66

Gino Odjick.

71

Jiri Sleg.

72

Peter Schaefer.

77

Anson Carter.

79

Mike Duco.

81

Fedor Fedorov.

89

Alexander Mogilny.

96

Pavel Bure.

# ALL-TIME DRAFT SELECTIONS

## 2012

1	26	Brendan Gaunce	C	Belleville
2	57	Alexandre Mallet	C	Rimouski
5	147	Ben Hutton	D	Kemptville/Nepean
6	177	Wesley Myron	F	Victoria
7	207	Matthew Beattie	LW	Phillips Exeter Academy

## 2011

1	29	Nicklas Jensen	F	Oshawa
3	71	David Honzik	G	Victoriaville
3	90	Alexandre Grenier	RW	Quebec
4	101	Joseph LaBate	C	Holy Angels
4	120	Ludwig Blomstrand	D	Djurgarden Jr.
5	150	Frank Corrado	D	Sudbury
6	180	Pathrik Westerholm	C	Malmo
7	210	Henrik Tommernes	D	Frolunda

## 2010

4	115	Patrick McNally	D	Milton Academy
5	145	Adam Polasek	D	P.E.I.
6	172	Alex Friesen	C	Niagara
6	175	Jonathan Ilahti	G	SM-liiga
7	205	Sawyer Hannay	D	Halifax

## 2009

1	22	Jordan Schroeder	C	Minnesota
2	53	Anton Rodin	RW	U-20 Sweden
3	83	Kevin Connaughton	D	Michigan
4	113	Jeremy Price	D	Nepean
5	143	Peter Andersson	D	Frolunda Jr.
6	173	Joe Cannata	G	Merrimack College
7	187	Steven Anthony	LW	Saint John

## 2008

1	10	Cody Hodgson	C	Brampton
2	41	Yann Sauve	D	Saint John
5	131	Prab Rai	RW	Seattle
6	161	Mats Froshaug	LW	Linkoping/Nykoping
7	191	Morgan Clark	G	Red Deer

## 2007

1	25	Patrick White	C	Tri-City
2	33	Taylor Ellington	D	Everett
5	145	Charles-Antoine Messier	C	Baie-Comeau
5	146	Ilja Kablukov	C	CSKA Moscow
6	176	Taylor Matson	F	Des Moines
7	206	Dan Gendur	RW	Everett

## 2006

1	14	Michael Grabner	RW	Spokane
3	82	Daniel Rahimi	D	Bjorkloven
6	163	Sergei Shirokov	RW	CSKA Moscow
6	167	Juraj Simek	W	Kloten Jr.
7	197	Evan Fuller	C	Prince George

## 2005

1	10	Luc Bourdon	D	Val d'Or
2	51	Mason Raymond	LW	Camrose
4	114	Alexandre Vincent	G	Chicoutimi
5	138	Matt Butcher	C	Chilliwack
6	185	Kris Fredheim	D	Notre Dame
7	205	Mario Bliznak	C	Dubnica Jr.

## 2004

1	26	Cory Schneider	G	Phillips-Andover Academy
3	91	Alexander Edler	D	Jamtland
4	125	Andrew Sarauer	LW	Langley
5	159	Mike Brown	RW	Michigan
6	189	Julien Ellis	G	Shawinigan
8	254	David Schulz	D	Swift Current
9	287	Jannik Hansen	RW	Rodovre

## 2003

1	23	Ryan Kesler	C	Ohio St.
2	60	Marc-Andre Bernier	RW	Halifax
4	111	Brandon Nolan	C	Oshawa
4	128	Ty Morris	LW	St. Albert
5	160	Nicklas Danielsson	RW	Brynas
6	190	Chad Brownlee	D	Vernon
7	222	F.P. Guenette	C	Halifax
8	252	Sergei Topol	LW	Omsk
8	254	Nathan McIver	D	St. Michael's
9	285	Matthew Hansen	D	Seattle

## 2002

2	49	Kiril Koltsov	D	Omsk
2	55	Denis Grot	D	Elektrostal
3	68	Brett Skinner	D	Des Moines
3	83	Lukas Mensator	G	Karlovy Vary
4	114	John Laliberte	RW	New Hampshire
5	151	Rob McVicar	G	Brandon
7	214	Marc-Andre Roy	RW	Baie-Comeau
7	223	Ilia Krikunov	LW	Elektrostal
8	247	Matt Violin	G	Lake Superior St.
9	277	Thomas Nussli	RW	Zug
9	278	Matt Gens	D	St. Cloud St.

## 2001

1	16	R.J. Umberger	C	Ohio St.
3	66	Fedor Fedorov	C	Sudbury
4	114	Evgeny Gladskikh	RW	SK Magnitogorsk
5	151	Kevin Bieksa	D	Bowling Green
7	212	Jason King	RW	Halifax
8	245	Konstantin Mikhailov	C	HK Nizhnekamsk

## 2000

1	23	Nathan Smith	C	Swift Current
3	71	Thatcher Bell	C	Rimouski
3	93	Tim Branham	D	Barrie
5	144	Pavel Duma	C	Neftchimik
7	208	Brandon Reid	C	Halifax
8	241	Nathan Barrett	C	Lethbridge
9	272	Tim Smith	C	Spokane

## 1999

1	2	Daniel Sedin	LW	MoDo
1	3	Henrik Sedin	C	MoDo
3	69	Rene Vyderney	D	Bratislava
5	129	Ryan Thorpe	LW	Spokane
6	172	Josh Reed	D	Vernon
7	189	Kevin Swanson	G	Kelowna
8	218	Markus Kankaanpera	D	Jyp HT Jyväskylä
9	271	Darrell Hay	D	Tri-City

## 1998

1	4	Bryan Allen	D	Oshawa
2	31	Artem Chubarov	C	Dynamo
3	68	Jarkko Ruutu	LW	IFK Helsinki
3	81	Justin Morrison	RW	Colorado
4	90	Regan Darby	D	Tri-City
5	136	David Ytfeldt	D	Leksand
5	140	Rick Bertran	D	Kitchener
6	149	Paul Cabana	RW	Fort McMurray
7	177	Vince Malts	RW	Hull
8	204	Graig Mischler	C	Northeastern
8	219	Curtis Valentine	LW	Bowling Green
9	232	Jason Metcalfe	D	London

# ALL-TIME DRAFT SELECTIONS

## 1997

1	10	Brad Ference	D	Spokane
2	34	Ryan Bonni	D	Saskatoon
2	36	Harold Druken	D	Detroit
3	64	Kyle Freadrich	LW	Prince George
4	90	Chris Stanley	C	Belleville
5	114	David Darguzas	C	Edmonton
5	117	Matt Cockell	G	Saskatoon
6	144	Matt Cooke	LW	Windsor
6	148	Larry Shapley	D	Welland
7	171	Rod Leroux	D	Seattle
8	201	Denis Martynyuk	LW	Moscow
9	227	Peter Brady	G	Powell River

## 1998

1	12	Josh Holden	C	Regina
3	75	Zenith Komarniski	D	Tri-City
4	93	Jonas Soling	LW	Huddinge
5	121	Tyler Prosforsky	C	Kelowna
6	147	Nolan McDonald	G	U. Vermont
7	175	Clint Cabana	D	Medicine Hat
8	201	Jeff Scissons	C	Vernon
9	227	Lubomir Vaic	C	HC Kosice

## 1995

2	40	Chris McAllister	D	Saskatoon
3	61	Larry Courville	LW	Oshawa
3	66	Peter Schaefer	LW	Brandon
4	92	Lloyd Shaw	D	Seattle
5	120	Todd Norman	LW	Guelph
6	144	Brent Sopol	D	Swift Current
7	170	Stewart Bodtke	C	Colorado
8	196	Tyler Willis	RW	Swift Current
9	222	Jason Cugnet	G	Kelowna

## 1994

1	13	Mattias Ohlund	D	Pitea
2	39	Robb Gordon	C	Powell River
2	42	Dave Scatchard	C	Portland
3	65	Chad Allan	D	Saskatoon
4	92	Mike Dubinsky	RW	Brandon
5	117	Yanick Dube	RW	Laval
7	169	Yuri Kuznetsov	C	Omsk
8	195	Rob Trumbley	RW	Moose Jaw
9	221	Bill Muckalt	RW	Kelowna Jr. A
10	247	Tyson Nash	LW	Kamloops
11	273	Robert Longpre	C	Medicine Hat

## 1993

1	20	Mike Wilson	D	Sudbury
2	46	Rick Girard	C	Swift Current
4	98	Dieter Kochan	G	Vernon Lakers
5	124	Scott Walker	D	Owen Sound
6	150	Troy Creurer	D	Notre Dame
7	176	Jevgeni Babariko	C	Nizhni Novg.
8	202	Sean Tallaire	RW	Lake Superior St.
10	254	Bert Robertsson	D	Sodertalje
11	280	Sergei Tkachenko	G	Ham. (AHL)

## 1992

1	21	Libor Polasek	C	TJ Vitkovice
2	40	Mike Peca	C	Ottawa
2	45	Michael Fountain	G	Oshawa
3	69	Jeff Connolly	C	St. Sebastians HS
4	93	Brent Tully	D	Peterborough
5	110	Brian Loney	RW	Ohio St. U.
5	117	Adrian Aucoin	D	Boston U.
6	141	Jason Clark	C/LW	St. Thomas Jr. B

7	165	Scott Hollis	RW	Oshawa Generals
9	213	Sonny Mignacca	G	Medicine Hat
10	237	Mark Wotton	D	Saskatoon
11	261	Aaron Boh	D	Spokane

## 1991

1	7	Alek Stojanov	RW	Hamilton Dukes
2	29	Jassen Cullimore	D	Peterborough
3	51	Sean Pronger	C	Bowling Green
5	95	Dan Kesa	RW	Prince Albert
6	117	Jevgeni Namestnikov	D	Novgorod
7	139	Brent Thurston	LW	Spokane
8	161	Eric Johnson	RW	Armstrong HS
9	183	David Neilson	LW	Prince Albert
10	205	Brad Barton	D	Kitchener
11	227	Jason Fitzsimmons	G	Moose Jaw
12	249	Xavier Majic	C	R.P.I.

## 1990

1	2	Petr Nedved	C	Seattle
1	18	Shawn Antoski	LW	North Bay
2	23	Jiri Slegr	D	Litvinov
4	65	Darin Bader	LW	Saskatoon
5	86	Gino Odjick	LW	Laval
7	128	Daryl Filipek	D	Ferris State
8	149	Paul O'Hagan	D	Oshawa
9	170	Mark Cipriano	RW	Victoria
10	191	Troy Neumeier	D	Prince Albert
11	212	Tyler Ertel	C	North Bay
12	233	Karri Kivi	D	Ilves

## 1989

1	8	Jason Herter	D	North Dakota
2	29	Rob Woodward	LW	Deerfield HS
4	71	Brett Hauer	D	Richfield HS
6	113	Pavel Bure	LW	CSKA
7	134	Jim Revenberg	RW	Windsor
8	155	Rob Sangster	RW	Kitchener
9	176	Sandy Moger	LW	Lake Superior St.
10	197	Gus Morschauser	G	Kitchener
11	218	Hayden O'Rear	D	Alaska
12	239	Darcy Cahill	C	Cornwall
12	248	Jan Bergman	D	Sodertalje

## 1988

1	2	Trevor Linden	RW	Medicine Hat
2	33	Leif Rohlin	D	VIK
3	44	Dane Jackson	RW	Vernon Jr. A
6	107	Corrie D'Alessio	G	Cornell U.
6	122	Phil von Stefenelli	D	Boston U.
7	128	Dixon Ward	RW	Red Deer Jr. A
8	149	Greg Geldart	C	St. Albert Jr. A
9	170	Roger Akerstrom	D	Lulea
10	191	Paul Constantin	C	Burlington Jr. B
11	212	Chris Wolanin	D	Illinois-Chicago
12	233	Stefan Nilsson	RW	Troja

## 1987

2	24	Rob Murphy	C	Laval Titans
3	45	Steve Veilleux	D	Trois-Rivieres
4	66	Doug Torrel	C	Hibbing HS
5	87	Sean Fabian	D	Hill Murray HS
6	108	Garry Valk	RW	Sherwood Pk. HS
7	129	Todd Fanning	G	Ohio St.
8	150	Viktor Iyumeney	C	Sparta
9	171	Craig Daly	D	New Hampton
10	192	John Fletcher	G	Clarkson College
11	213	Roger Hansson	F	Rogle
12	233	Neil Eisenhut	C	Langley Jr. A
12	234	Matt Evo	LW	Country Day HSW



# ALL-TIME DRAFT SELECTIONS

## 1986

1	7	Dan Woodley	C	Portland
3	49	Don Gibson	D	Winkler
4	70	Ronnie Stern	RW	Longueuil
5	91	Eric Murano	C	Calgary Canucks
6	112	Steve Herniman	D	Cornwall
7	133	Jon Helgeson	C	Rosseau HS
8	154	Jeff Noble	C	Kitchener
9	175	Matt Merton	G	Stratford Jr. B
10	196	Marc Lyons	D	Kingston
11	217	Todd Hawkins	RW	Belleville
12	238	Vladimir Krutov	LW	CSKA

## 1985

1	4	Jim Sandlak	RW	London
2	25	Troy Gamble	G	Medicine Hat
3	46	Shane Doyle	D	Belleville
4	67	Randy Siska	C/LW	Medicine Hat
5	88	Robert Kron	C	Zetor Brno
6	109	Martin Hrstka	LW	Ingstad Brno
7	130	Brian McFarlane	RW	Seattle
8	151	Hakan Ahlund	RW	Orebro
9	172	Curtis Hunt	D	Prince Albert
10	193	Carl Valimont	D	U. of Lowell
11	214	Igor Larionov	C	CSKA
12	235	Darren Taylor	C	Calgary Canucks

## 1984

1	10	J.J. Daigneault	D	Longueuil
2	31	Jeff Rohlicek	C	Portland
3	52	David Saunders	LW	St. Lawrence U.
3	55	Landis Chaulk	LW	Calgary Wrg.
3	58	Mike Stevens	LW	Kitchener
4	73	Brian Bertuzzi	C	Kamloops Oilers
5	94	Brett MacDonald	D	North Bay
6	115	Jeff Korchinski	D	Clarkson College
7	136	Blaine Chrest	C	Portland
8	157	Jim Agnew	D	Brandon
9	178	Rex Grant	G	Kamloops Oilers
10	198	Ed Lowney	RW	Boston U.
11	219	Doug Clarke	D	Colorado College
12	239	Ed Kister	D	London

## 1983

1	9	Cam Neely	RW	Portland
2	30	David Bruce	RW	Kitchener
3	50	Scott Tottle	RW	Peterborough
4	70	Tim Lorenz	LW	Portland
5	90	Doug Quinn	D	Nanaimo Is.
6	110	Dave Lowry	LW	London
7	130	Terry Maki	LW	Brantford
8	150	John Labatt	C	Minnetonka HS
9	170	Allan Measures	D	Calgary Wrg.
10	190	Roger Grillo	D	U. of Maine
11	210	Steve Kayser	D	U. of Vermont
12	230	Jay Mazur	RW	Breck HS

## 1982

1	11	Michel Petit	D	Sherbrooke
3	53	Yves Lapointe	LW	Shawinigan
4	71	Shawn Kilroy	G	Peterborough
6	116	Taylor Hall	LW	Regina Pats
7	137	Parie Proft	D	Calgary Wrg.
8	158	Newell Brown	C	Michigan State
9	179	Don McLaren	RW	Ottawa 67's
10	200	Al Raymond	LW	Niagara Falls
11	221	Steve Driscoll	LW	Cornwall
12	242	Shawn Green	RW	Victoria

## 1981

1	10	Garth Butcher	D	Regina
3	52	Jean-Marc Lanthier	RW	Sorel Blackhawk
4	73	Wendell Young	G	Kitchener
5	105	Moe Lemay	LW	Ottawa
6	115	Stu Kulak	RW	Victoria
7	136	Bruce Holloway	D	Regina
8	157	Petri Skriko	LW	Saipa
9	178	Frank Caprice	G	London
10	199	Rejean Vignola	C	Shawinigan

## 1980

1	7	Rick Lanz	D	Oshawa
3	49	Andy Schliebener	D	Peterborough
4	70	Marc Crawford	LW	Cornwall Royals
5	91	Darrell May	G	Portland
6	112	Ken Berry	LW	Canadian Oly.
7	133	Doug Lidster	D	Colorado College
8	154	John O'Connor	D	U. of Vermont
9	175	Patrik Sundstrom	C	Bjorkloven
10	196	Grant Martin	C	Kitchener

## 1979

1	5	Rick Vaive	RW	Sherbrooke
2	26	Brent Ashton	LW	Saskatoon
3	47	Ken Ellicott	LW	Peterborough
4	68	Arthur Rutland	C	Sault St. Marie
5	89	Dirk Graham	RW	Regina Pats
6	110	Shane Swan	D	Sudbury Wolves

## 1978

1	4	Bill Derlago	C	Brandon
2	22	Curt Fraser	LW	Victoria
3	40	Stan Smyl	RW	New Westminster
4	56	Harald Luckner	C	Farjestads
4	57	Brad Smith	RW	Sudbury
6	90	Gerry Minor	C	Regina
7	107	Dave Ross	C	Portland
8	124	Steve O'Neill	LW	Providence
9	141	Charlie Antetomaso	D	Boston College
10	158	Richards Martens	G	New Westminster

## 1977

1	4	Jere Gillis	LW	Sherbrooke
2	22	Jeff Bandura	D	Portland
3	40	Glen Hanlon	G	Brandon
4	56	Dave Morrow	D	Calgary
4	58	Murray Bannerman	G	Victoria
5	76	Steve Hazlett	LW	St. Catharines
6	94	Brian Drumm	LW	Peterborough
7	112	Ray Creasey	C	New Westminster

## 1976

2	26	Bob Manno	D	St. Catharines
3	44	Rob Flockhart	LW	Kamloops Chiefs
4	62	Elmer Ray	LW	Calgary
5	80	Dick Durston	LW	Victoria
6	98	Rob Tudor	RW	Regina
7	114	Brad Rhiness	C	Kingston
8	122	Stu Ostlund	C	Michigan Tech

# ALL-TIME DRAFT SELECTIONS

## 1975

1	10	Rick Blight	RW	Brandon
2	28	Brad Gassoff	LW	Kamloops Chiefs
3	46	Norm Lapointe	G	Trois-Rivieres
4	64	Glen Richardson	LW	Hamilton Fincups
5	82	Doug Murray	LW	Brandon
6	100	Bob Watson	RW	Flin Flon Bombers
7	118	Brian Shmyr	C	New Westminster
8	136	Allan Fleck	LW	New Westminster
9	152	Bob McNiece	D	New Westminster
11	182	Sid Veysey	C	Sherbrooke

## 1974

2	23	Ron Sedlbauer	LW	Kitchener
3	41	John Hughes	D	Toronto Marl.
4	59	Harold Snepsts	D	Edmonton
5	77	Mike Rogers	C	Calgary
6	95	Andy Spruce	LW	London
7	113	Jim Clarke	D	Toronto Marl.
8	130	Robbie Watt	LW	Flin Flon Bombers
9	147	Marc Gaudreault	D	Lake Superior St.

## 1973

1	3	D. Vervegeart	RW	London Knights
1	9	Bob Dailey	D	Toronto Marl.
2	19	Paulin Borgeleau	RW	Toronto Marl.
3	35	Paul Sheard	RW	Ottawa
4	51	Keith Mackie	D	Edmonton
5	67	Paul O'Neil	C	Boston U.
6	83	Jim Cowell	C	Ottawa
7	99	Clay Heberton	G	Portland
8	115	John Senkpiel	LW	Vancouver Nats
9	131	Peter Folco	D	Quebec
10	147	Terry McDougall	C	Swift Current

## 1972

1	3	Don Lever	LW	Niagara Falls
2	19	Bryan McSheffrey	RW	Ottawa
3	35	Paul Raymer	LW	Peterborough
4	51	Ron Homenuke	RW	Calgary
5	67	Larry Bolonchuk	D	Winnipeg Jets
6	83	Dave McLelland	G	Brandon
7	99	Dan Gloor	C	Peterborough
8	115	Dennis McCord	D	London
9	131	Steve Stone	RW	Niagara Falls

## 1971

1	3	J. Guevremont	D	Montreal Jr.
2	17	Bobby Lalonde	C	Montreal Jr.
3	39	Richard Lemieux	C	Montreal Jr.
5	59	Mike McNiven	D	Halifax Atlantics
6	73	Tom Steeves	RW	Prince Edward Isl.
7	87	Bill Green	D	Notre Dame Univ.
8	101	Norm Cherry	F	U. of Wisconsin
8	102	Bob Murphy	F	Cornwall Royals

## 1970

1	2	Dale Tallon	D	Toronto Marl.
2	16	Jim Hargreaves	D	Winnipeg Jets
3	30	Ed Dyck	G	Calgary
4	44	Brent Taylor	F	Estevan Bruins
5	58	Bill McFadden	F	Swift Current
6	72	Dave Gilmour	LW	London

## SUPPLEMENTAL DRAFT

1986	22	David Gourlie	D	U. of Denver
1987	18	Steve Johnson	RW	North Dakota
1988	2	Andy Gribble	RW	Bowling Green
	7	Steve McKichan	G	Miami of Ohio
1989	13	Jeff Napierala	RW	Lake Superior St.
1990	2	Paul Dukovac	D	Cornell U.
	6	N. Krumpschmid	C	Ferris St.
1991	13	Scott Meehan	D	U. of Lowell

**JUNE 10, 1970**

John Arbour from Pittsburgh for cash.

**DECEMBER 3, 1970**

John Arbour to St. Louis for cash.

**MAY 25, 1971**

Greg Boddy from Montreal for cash and a 3rd round draft pick (Jim Cahoon) in 1971.

**JUNE 8, 1971**

Gary Bredin and John Cuniff from Detroit for Irv Spencer and Bob Dillabough.

**SEPTEMBER 14, 1971**

Rey Comeau to Montreal for cash.

**NOVEMBER 16, 1971**

Ron Stewart, Wayne Connelly and Dave Balon from NY Rangers for Gary Doak and Jim Wiste.

**NOVEMBER 21, 1971**

Bob Cook to Detroit for cash.

**MARCH 5, 1972**

Ron Stewart to NY Rangers for cash.

**MARCH 6, 1972**

Jim Niekamp from Detroit for Ralph Stewart.

**MAY 14, 1973**

Gary Smith and Jerry Korab from Chicago for Dale Tallon.

**MAY 29, 1973**

Larry McIntyre and Murray Heatley from Toronto for Dunc Wilson.

**DECEMBER 10, 1973**

Mike Lampman from St. Louis for John Wright.

**DECEMBER 27, 1973**

John Gould and Tracy Pratt from Buffalo for Jerry Korab.

**FEBRUARY 7, 1974**

Chris Oddleifson, Fred O'Donnell and Mike Walton from Boston for Bobby Schmautz.

**SEPTEMBER 15, 1974**

Jacques Caron traded to Buffalo for future considerations.

**OCTOBER 4, 1974**

Leon Rochefort from Atlanta for cash.

**OCTOBER 14, 1974**

Gerry Meehan and Mike Robitaille from Buffalo for Jocelyn Guevremont and Bryan McSheffrey.

**OCTOBER 16, 1974**

Garry Monahan and John Grisdale from Toronto for Dave Dunn.

**NOVEMBER 4, 1974**

Ab Demarco from Pittsburgh for Barry Wilkins.

**MARCH 9, 1975**

Bob Murray from Atlanta for Gerry Meehan.

**JANUARY 14, 1976**

Ab Demarco to Los Angeles for a 2nd round draft pick (Brian Hill) in 1977.

**JANUARY 20, 1976**

Curt Ridley from Atlanta for 1st round pick (Dave Shand) in 1976.

**AUGUST 23, 1976**

Cesare Maniago from Minnesota for Gary Smith.

**SEPTEMBER 4, 1976**

Tracy Pratt to Colorado for cash.

**OCTOBER 6, 1976**

Ralph Stewart and Dave Fortier from NY Islanders for cash.

**DECEMBER 2, 1976**

Hilliard Graves and Larry Carriere from Atlanta for John Gould and a 2nd round draft pick (Brian Hill) in 1977.

**JANUARY 20, 1977**

Larry Goodenough and Jack McIlhargey from Philadelphia for Bob Dailey.

**FEBRUARY 18, 1977**

Derek Sanderson from St. Louis for cash.

**NOVEMBER 4, 1977**

Pit Martin from Chicago for future considerations (Murray Bannerman).

**NOVEMBER 21, 1977**

Sheldon Kannegiesser from Los Angeles for Larry Carriere.

**JANUARY 29, 1978**

Claire Alexander from Toronto for cash.

**JUNE 12, 1978**

Mike Walton to St. Louis for a 4th round draft pick (Harald Luckner) in 1978.

**JUNE 14, 1978**

Rights to Thomas Gradin from Chicago for 2nd round draft pick (Steve Ludzik) in 1980.

**SEPTEMBER 13, 1978**

Garry Monahan to Toronto for cash.

**OCTOBER 1, 1978**

Ralph Stewart to NY Islanders for cash.

**NOVEMBER 17, 1978**

Dunc Wilson from Pittsburgh for cash.

**DECEMBER 31, 1978**

Kevin McCarthy and Drew Callander from Philadelphia for Dennis Ververgaert. Don Kozak from Los Angeles for Randy Holt.

**JULY 19, 1979**

Chuck Aranson from Minnesota for future considerations/cash.

**NOVEMBER 6, 1979**

Bruce Affleck and Gord Buynak from St. Louis for cash.

**DECEMBER 10, 1979**

Per-Olov Brasar from Minnesota for a 2nd round draft pick (Mike Sands) in 1981.

**DECEMBER 21, 1979**

Harold Phillipoff and Dave Logan from Chicago for Ron Sedlbauer.

**JANUARY 2, 1980**

Jack McIlhargey to Philadelphia for cash and future considerations.

**JANUARY 4, 1980**

Kris Manery from Minnesota for a 2nd round draft pick (then traded to Montreal-Kent Carlson) in 1982.

**FEBRUARY 8, 1980**

Darcy Rota and Ivan Boldirev from Atlanta for Don Lever and Brad Smith.

**FEBRUARY 10, 1980**

Curt Ridley to Toronto for cash.

**FEBRUARY 18, 1980**

Dave Williams and Jerry Butler from Toronto for Rick Vaive and Bill Derlago.

**FEBRUARY 28, 1980**

Bruce Affleck and Gord Buynak to St. Louis for cash.

**OCTOBER 6, 1980**

Richard Brodeur from NY Islanders for switch of 1981 5th round draft picks (Vancouver chose Moe Lemay; NY selected Jacques Sylvestre).

**NOVEMBER 11, 1980**

Mario Marois and Jim Mayer from NY Rangers for Jere Gillis and Jeff Bandura.

**DECEMBER 8, 1980**

Mike Christie from Colorado for cash.

**MARCH 8, 1981**

Doug Halward from Los Angeles for Gary Bromley and a 1982 5th round draft pick (Ulf Isaksson).

**MARCH 10, 1981**

Garry Lariviere from Quebec for Mario Marois. Garry Lariviere and Ken Berry to Edmonton for Blair MacDonald and rights to Lars-Gunnar Pettersson.

**JULY 15, 1981**

Brent Ashton and 1982 4th round draft pick (Tom Martin) to Winnipeg as compensation for signing Ivan Hlinka and Jiri Bubla.

# ALL-TIME TRADES

## MARCH 9, 1982

Tony Currie, Jim Nill, Rick Heinz and a 4th round draft pick in 1982 (Shawn Kilroy) from St. Louis for Glen Hanlon.

## JUNE 3, 1982

Rick Heinz to St. Louis for cash.

## JANUARY 6, 1983

Tony Tanti from Chicago for Curt Fraser.

## JANUARY 17, 1983

Mark Kirton from Detroit for Ivan Boldirev.

## FEBRUARY 4, 1983

John Garrett from Quebec for Anders Eldebrink.

## OCTOBER 20, 1983

Lars Lindgren to Minnesota for a 4th round draft pick (Landis Chaulk) in 1984.

## JANUARY 26, 1984

Third round pick from Pittsburgh for Kevin McCarthy.

## FEBRUARY 3, 1984

Peter McNab from Boston for Jim Nill.

## JUNE 21, 1984

Al MacAdam from Minnesota for Harold Snepsts.

## AUGUST 8, 1984

Rob McClanahan from Detroit for Dave Williams.

## MARCH 12, 1985

Glen Cochrane from Philadelphia for 3rd round draft pick (Don Gibson) in 1986.

## JUNE 6, 1986

Barry Pederson from Boston for Cam Neely and a 1987 1st round draft pick (Glen Wesley).

## JUNE 6, 1986

Dave Richter and Rich Sutter from Philadelphia for J.J. Daigneault.

## OCTOBER 2, 1986

Brad Maxwell from Toronto for 5th round draft pick (Leonard Esau) in 1988.

## NOVEMBER 21, 1986

Doug Halward to Detroit for a 6th round draft pick (Phil von Stefenelli) in 1988.

## DECEMBER 11, 1986

Stu Kulak to Edmonton for cash.

## DECEMBER 12, 1986

Dan Hodgson and Jim Benning from Toronto for Rick Lanz.

## MARCH 10, 1987

Raimo Summanen from Edmonton for Moe Lemay.

## JUNE 1, 1987

Shane Doyle to New Jersey for a 12th round draft pick (Neil Eisenhut) in 1987.

## AUGUST 27, 1987

Darren Jensen and Daryl Stanley from Philadelphia for Wendell Young and a 3rd round draft choice (Kimb Daniels) in the 1990 Draft.

## SEPTEMBER 15, 1987

Kirk McLean and Greg Adams from New Jersey for Patrik Sundstrom, a 4th round draft pick in 1988 (Matt Ruchty) and a switch of 2nd round drafts in 1988. (Vancouver selected Leif Rohlin; New Jersey picked Jeff Christian).

## OCTOBER 6, 1987

Mike Stevens to Boston for cash.

## NOVEMBER 4, 1987

Larry Melnyk and Willie Huber from NY Rangers for Michel Petit.

## MARCH 1, 1988

Paul Lawless and a 5th round draft pick (Peter White) from Philadelphia for Willie Huber.

## MARCH 6, 1988

Brian Bradley, Kevan Guy and Peter Bakovic from Calgary for Craig Coxie.

## MARCH 8, 1988

Steve Weeks from Hartford for Richard Brodeur.

## SEPTEMBER 6, 1988

Paul Reinhart and Steve Bozek from Calgary for a 3rd round draft pick (Veli-Pekka Kautonen) in the 1989 NHL Entry Draft.

## SEPTEMBER 7, 1988

Robert Nordmark and a 2nd round draft pick (Craig Darby) from St. Louis for Dave Richter.

## SEPTEMBER 29, 1988

Ernie Vargas from St. Louis for Dave Lowry.

## JANUARY 9, 1989

Jamie Hugen from Winnipeg for Robin Bartel.

## JANUARY 25, 1989

Jose Charbonneau from Montreal for Dan Woodley.

## FEBRUARY 26, 1989

Peter DeBoer from Toronto for Paul Lawless.

## MARCH 7, 1989

Doug Smith and Greg C. Adams from Edmonton for John LeBlanc and a 5th round draft pick (Peter White) in 1989. Tim Lenardon from New Jersey for Claude Vilgrain.

## JUNE 17, 1989

Frank Caprice to Boston for 12th round draft pick (Jan Bergman) in 1989.

## OCTOBER 24, 1989

Rod Buskas from Pittsburgh for 6th round draft pick (Ian Moran) in 1990.

## JANUARY 8, 1990

Dan Quinn, Andrew McBain, and Dave Capuano from Pittsburgh for Tony Tanti, Barry Pederson and Rod Buskas.

## FEBRUARY 26, 1990

Doug Smith to Pittsburgh for cash.

## MARCH 6, 1990

Adrien Plavsic, a 1st round draft pick in 1990 (Shawn Antoski), and a 2nd round draft pick in 1991 (Craig Darby) from St. Louis for Rich Sutter, Harold Snepsts and a 2nd round draft pick (Craig Johnson) in 1990. Jyrki Lumme from Montreal for a 2nd round draft pick (Craig Darby) in 1991. Jack Capuano from NY Islanders for Jeff Rohlicek.

## SEPTEMBER 7, 1990

Dave Mackey from Minnesota for future considerations.

## JANUARY 12, 1991

Gerald Diduck from Montreal for a 4th round draft pick (Vladimir Vujtek) in 1991.

## JANUARY 13, 1991

Tom Kurvers from Toronto for Brian Bradley.

## JANUARY 16, 1991

Petri Skriko to Boston for a 2nd round draft pick (Mike Peca) in 1992.

## JANUARY 22, 1991

Brian Blad from Toronto for Todd Hawkins.

## MARCH 5, 1991

Cliff Ronning, Sergio Momesso, Geoff Court-nall, Robert Dirk and a 5th round draft pick (Brian Loney) in 1992 from St. Louis for Garth Butcher and Dan Quinn. Dana Murzyn from Calgary for Ron Stern and Kevan Guy. Steve Weeks to Buffalo for cash.

## JUNE 22, 1991

Dave Babych from Minnesota for Tom Kurvers.

## JULY 31, 1991

Robin Bawa from Washington for cash.

## DECEMBER 18, 1991

Tom Fergus from Toronto for cash.

## MARCH 9, 1992

Ken Hammond from San Jose for an 8th round draft pick (C.J. Denomme) in 1992.

## OCTOBER 1, 1992

Kay Whitmore from Hartford for Corrie D'Alessio and a 5th round draft pick in 1993.

## NOVEMBER 3, 1992

Anatoli Semenov from Tampa Bay for Dave Capuano and a 4th round draft pick [later traded to N.J. then to Calgary - Ryan Duthie] in 1994.

**DECEMBER 15, 1992**

Rick Lessard from San Jose for Robin Bawa.

**JANUARY 29, 1993**

Tim Taylor from Washington for Eric Murano.

**MARCH 22, 1993**

Murray Craven and a return of 1993 5th round draft pick (Scott Walker) from Hartford for Robert Kron, Jim Sandlak and a 3rd round draft pick (Marek Malik) in 1993. Dan Ratushny from Winnipeg for a 9th round draft pick (Harjis Vitolinsh) in 1993.

**JUNE 23, 1993**

John Vanbiesbrouck from NY Rangers for Doug Lidster.

**JANUARY 8, 1994**

Jimmy Carson from Los Angeles for Dixon Ward and a conditional pick in the 1995 NHL Entry Draft.

**MARCH 14, 1994**

Craig Janney and a 2nd round pick (Dave Scatchard) in the 1994 NHL Entry Draft from St. Louis as compensation for the signing of free agent Petr Nedved.

**MARCH 21, 1994**

Jeff Brown, Bret Hedican and Nathan LaFayette from St. Louis for Craig Janney. A 4th round draft pick (Mike Dubinsky) in 1994 from Chicago for Robert Dirk.

**JUNE 29, 1994**

Artur Oktyabrev from Winnipeg for a 6th round draft pick (Steve Vezina) in 1994.

**FEBRUARY 15, 1995**

Josef Beranek acquired from the Philadelphia Flyers in exchange for Shawn Antoski.

**MARCH 10, 1995**

Christian Ruutu acquired from Chicago in exchange for Murray Craven.

**MARCH 22, 1995**

Adrien Plavsic to Tampa Bay in exchange for a 5th round draft pick (David Darguzas) in the 1997 NHL Entry Draft.

**APRIL 7, 1995**

Russ Courtnall acquired from Dallas in exchange for Greg Adams, Dan Kesa and a 5th round draft pick (later traded to LA - Jason Morgan) in 1995.

**APRIL 7, 1995**

Corey Hirsch acquired from New York Rangers in exchange for Nathan LaFayette.

**APRIL 7, 1995**

Roman Oksiuta acquired from Edmonton in exchange for Jiri Slegr.

**APRIL 7, 1995**

Bogdan Savenko acquired from Chicago Blackhawks in exchange for Gerald Diduck.

**JULY 8, 1995**

Alexander Mogilny acquired from the Buffalo Sabres in exchange for Mike Peca, Mike Wilson and 1st round pick in the 1995 NHL Entry Draft (Jay McKee).

**JULY 8, 1995**

Mike Ridley acquired from the Toronto Maple Leafs in exchange for Sergio Momesso.

**AUGUST 24, 1995**

6th round pick (Larry Shapley) in the 1997 NHL Entry Draft acquired from Edmonton for Brett Hauer.

**NOVEMBER 23, 1995**

Esa Tikkanen acquired from New Jersey Devils in exchange for a 2nd round draft choice (Wesley Mason) in 1996 NHL Entry Draft.

**DECEMBER 19, 1995**

Frantisek Kucera, Jim Dowd and a 2nd round pick (Ryan Bonni) in the 1997 NHL Entry Draft acquired from Hartford in exchange for Jeff Brown and a 3rd round draft pick (later traded to Calgary - Paul Manning) in the 1998 NHL Entry Draft.

**MARCH 15, 1996**

Mike Sillinger acquired from Anaheim in exchange for Roman Oksiuta.

**MARCH 20, 1996**

Jesse Belanger acquired from Florida in exchange for future considerations (3rd round draft pick in 1996-Oleg Kvasha). Markus Naslund from Pittsburgh in exchange for Alek Stojanov. Joe Kocur acquired from NY Rangers in exchange for Kay Whitmore.

**NOVEMBER 13, 1996**

Donald Brashear acquired from Montreal in exchange for Jassen Cullimore.

**MARCH 8, 1997**

Sergei Nemchinov and Brian Noonan from New York Rangers for Esa Tikkanen and Russ Courtnall.

**MARCH 20, 1997**

Josef Beranek to Pittsburgh for future considerations. Frantisek Kucera to Philadelphia for future considerations.

**JANUARY 2, 1998**

Sean Burke, Geoff Sanderson and Enrico Ciccone from Carolina for Martin Gelinas and Kirk McLean.

**FEBRUARY 4, 1998**

Conditional 6th round draft pick (traded back to Philadelphia on March 24) in 1998 from Philadelphia for Mike Sillinger.

**FEBRUARY 4, 1998**

Brad May and a 3rd round draft pick in 1999 from Buffalo for Geoff Sanderson.

**FEBRUARY 5, 1998**

Peter Zezel from New Jersey for a 5th round draft pick (Anton But) in 1998.

**FEBRUARY 6, 1998**

Bryan McCabe, Todd Bertuzzi and a 3rd round draft choice in 1998 (Jarkko Ruutu) from NY Islanders for Trevor Linden.

**MARCH 3, 1998**

8th round draft pick in 1998 (Graig Michler) from Boston for Grant Ledyard.

**MARCH 4, 1998**

Garth Snow from Philadelphia for Sean Burke.

**MARCH 7, 1998**

Brandon Convery from Toronto for Lonny Bohonos.

**MARCH 14, 1998**

Jamie Huscroft from Tampa Bay for Enrico Ciccone.

**MARCH 23, 1998**

Jason Strudwick from NY Islanders for Gino Odjick.

**MARCH 24, 1998**

A 3rd round draft pick in 1998 (Justin Morrison) from Philadelphia for Dave Babych and a 6th round choice in 1998.

**OCTOBER 19, 1998**

Trent Klatt from Philadelphia for a 6th round draft pick in 2000.

**JANUARY 17, 1999**

Ed Jovanovski, Dave Gagner, and the rights to Kevin Weekes and Mike Brown along with a 1st round draft pick in either 1999 or 2000 from Florida in exchange for Pavel Bure, Bret Hedican and the rights to Brad Ference along with a 3rd round draft pick (in the year that Florida exercises its option to convey the 1st round pick).

**MARCH 8, 1999**

Future considerations from Phoenix for Jamie Huscroft.

**MARCH 23, 1999**

Future considerations from Anaheim for Peter Zezel (Nullified March 24, 1999).

**JUNE 1, 1999**

Pat Kavanagh from Philadelphia for a 6th round pick in the 1999 NHL Entry Draft.

**JUNE 26, 1999**

Canucks acquire the 4th overall selection in the 1999 NHL Entry Draft from Chicago in exchange for Bryan McCabe and Vancouver's 1st round choice in the 2000 or 2001 NHL Entry Draft.

**JUNE 26, 1999**

Canucks acquire the 1st overall selection in the 1999 NHL Entry Draft from Tampa Bay in exchange for the 4th overall selection in

# ALL-TIME TRADES

the 1999 Entry Draft (previously acquired from Chicago) and two 3rd round picks in the 1999 NHL Entry Draft (No. 75, which was compensatory, and No. 88, previously acquired from Buffalo).

## JUNE 26, 1999

Canucks acquire the 2nd overall pick in the 1999 NHL Entry Draft (Daniel Sedin) and a 3rd round conditional draft pick in 2000 from Atlanta in exchange for the number one overall selection in the 1999 NHL Entry Draft (previously acquired from Tampa).

## JUNE 26, 1999

Canucks acquire San Jose's 6th round pick in the 1999 NHL Entry Draft (Josh Reed) from the Sharks in exchange for Vancouver's 6th round selection in 2001.

## OCTOBER 28, 1999

Canucks acquire Corey Schwab from the Atlanta Thrashers in exchange for a conditional draft pick in the 2000 NHL Entry Draft.

## DECEMBER 19, 1999

Canucks acquire Felix Potvin and a 2nd and 3rd round pick in the 2000 NHL Entry Draft from the NY Islanders, in exchange for Bill Muckalt, Dave Scatchard and Kevin Weekes.

## JANUARY 14, 2000

Canucks acquire Vadim Sharifjanov from New Jersey, in exchange for a 2nd round pick in the 2000 NHL Entry Draft. The deal also includes the two teams exchanging 3rd round selections in the 2000 NHL Entry Draft.

## MARCH 14, 2000

Canucks acquire Brendan Morrison and Denis Pederson from New Jersey, in exchange for Alexander Mogilny.

## JUNE 24, 2000

Canucks acquire a Conditional Draft Pick in 2001 from Phoenix in exchange for Brad May.

## JUNE 24, 2000

Canucks trade their 2nd round pick in the 2000 NHL Entry Draft to Atlanta for their 2nd round pick in 2001. Also part of the deal sees the two teams swap 3rd round picks in the 2001 NHL Entry Draft.

## DECEMBER 28, 2000

Canucks acquire Mike Stapleton from the NY Islanders, in exchange for their ninth round pick in the 2001 NHL Entry Draft.

## FEBRUARY 7, 2001

Canucks acquire Dan Cloutier from Tampa Bay, in exchange for Adrian Aucoin and a 2nd round pick in the 2001 NHL Entry Draft.

## FEBRUARY 15, 2001

Future considerations (2002 3rd round draft pick - Lukas Mensator) from Los Angeles Kings for Felix Potvin.

## MARCH 9, 2001

Canucks acquire Drake Berehowsky from the Nashville Predators, in exchange for a 2001 (Atlanta's) 2nd round pick.

## NOVEMBER 10, 2001

Canucks acquire Trevor Linden and a 2nd round pick in the 2002 or 2003 NHL Entry Draft, in exchange for Vancouver's 1st round pick in 2002 and 3rd round pick in 2003.

## DECEMBER 17, 2001

Canucks acquire Jan Hlavac and a 3rd round draft pick in the 2002 NHL Entry Draft from Philadelphia, in exchange for Donald Brashear and a 6th round draft pick in 2002.

## DECEMBER 28, 2001

Canucks acquire Tyler Bouck, Trevor Letowski, Todd Warriner and a 3rd round draft choice in 2003 from Phoenix, in exchange for Drake Berehowsky and Denis Pederson.

## JUNE 23, 2002

Canucks acquire Jeff Farkas from Toronto in exchange for Josh Holden.

## JUNE 26, 2002

Canucks acquire future considerations from Toronto in exchange for Ryan Bonni.

## SEPTEMBER 4, 2002

Canucks acquire Tomas Mojzis from Toronto in exchange for Brad Leeb.

## SEPTEMBER 21, 2002

Canucks acquire Sami Salo from Ottawa in exchange for Peter Schaefer.

## NOVEMBER 1, 2002

Canucks acquire Darren Langdon and Malik Malik from Carolina in exchange for Harold Druken and Jan Hlavac.

## JANUARY 20, 2003

Canucks acquire Chris Herperger and Chris Nielson from Atlanta in exchange for Jeff Farkas.

## JANUARY 24, 2003

Canucks acquire Mikko Jokela from New Jersey in exchange for Steve Kariya.

## FEBRUARY 5, 2003

Canucks acquire future considerations from Philadelphia in exchange for Todd Warriner.

## MARCH 11, 2003

Canucks acquire Brad May from Phoenix in exchange for future considerations.

## JULY 25, 2003

Canucks acquire Martin Grenier from Phoenix in exchange for Bryan Helmer.

## AUGUST 25, 2003

Canucks acquire Johan Hedberg from Pittsburgh in exchange for a 2nd round draft pick in 2004.

## OCTOBER 30, 2003

Canucks acquire Sean Pronger from Columbus in exchange for Zenith Komarniski.

## DECEMBER 17, 2003

Canucks acquire Wade Brookbank from Nashville in exchange for future considerations.

## JANUARY 17, 2004

Canucks trade Jiri Slegr to Boston for future considerations.

## FEBRUARY 16, 2004

Canucks acquire Peter Sarno from Edmonton in exchange for Tyler Moss.

## MARCH 9, 2004

Canucks acquire Martin Rucinsky from the NY Rangers in exchange for Martin Grenier and R.J. Umberger.

## MARCH 9, 2004

Canucks acquire Marc Bergevin from Pittsburgh in exchange for a 7th round pick in the 2004 NHL Entry Draft.

## MARCH 9, 2004

Canucks acquire Geoff Sanderson from Columbus in exchange for a 3rd round pick in the 2004 Entry Draft.

## MARCH 9, 2004

Canucks acquire Sergei Varlamov from St. Louis in exchange for Ryan Reddy.

## MARCH 9, 2004

Canucks acquire Sylvain Blouin from Montreal in exchange for Rene Vydareny.

## JUNE 26, 2004

Canucks acquire Dallas' 3rd round selection in the 2004 NHL Entry Draft in exchange for a 3rd round draft pick in 2005.

## AUGUST 3, 2005

Canucks trade Brent Sopel to NY Islanders in exchange for a conditional pick in the 2006 NHL Entry Draft (3rd round).

## AUGUST 22, 2005

Canucks acquire Steve McCarthy from Chicago in exchange for a 3rd round pick in the 2007 NHL Entry Draft.

## SEPTEMBER 9, 2005

Canucks acquire Craig Darby from Tampa Bay in exchange for future considerations.

## OCTOBER 7, 2005

Canucks acquire Jozef Balej and a conditional pick in the 2006 NHL Entry Draft from the NY Rangers in exchange for Fedor Fedorov.

## DECEMBER 2, 2005

Canucks acquire Maxime Ouellet from Washington in exchange for a 5th round pick in the 2006 NHL Entry Draft.



**MARCH 9, 2006**

Canucks acquire Mika Noronen from Buffalo in exchange for a 2nd round pick in the 2006 NHL Entry Draft.

**MARCH 9, 2006**

Canucks acquire Sean Brown from New Jersey in exchange for a 4th round pick in the 2006 NHL Entry Draft.

**MARCH 9, 2006**

Canucks acquire Eric Weinrich from St. Louis in exchange for Tomas Mojzis and a 3rd round pick in the 2006 NHL Entry Draft.

**MARCH 9, 2006**

Canucks acquire Keith Carney and Juha Alen from Anaheim in exchange for Brett Skinner and a 2nd round pick in the 2006 NHL Entry Draft.

**MARCH 9, 2006**

Canucks acquire a 4th round pick in the 2007 NHL Entry Draft from Atlanta in exchange for Steve McCarthy.

**JUNE 23, 2006**

Canucks acquire Roberto Luongo, Lukas Krajicek and a 6th round pick in the 2006 NHL Entry Draft from Florida in exchange for Bryan Allen, Alex Auld and Todd Bertuzzi.

**JULY 5, 2006**

Canucks acquire a 2nd round pick in the 2007 NHL Entry Draft and a pick (TBD) in 2009 from Los Angeles in exchange for Dan Cloutier.

**JULY 14, 2006**

Canucks acquire Taylor Pyatt from Buffalo in exchange for a 4th round pick in the 2007 NHL Entry Draft.

**JANUARY 24, 2007**

Canucks acquire Colby Genoway from Anaheim in exchange for Joe Rullier.

**FEBRUARY 26, 2007**

Canucks acquire Brent Sopel from LA Kings in exchange for a 2nd round pick in 2007 or 2008 and a 4th round pick in the 2008 NHL Entry Draft.

**FEBRUARY 26, 2007**

Canucks acquire Bryan Smolinski from the Chicago Blackhawks in exchange for a 2nd round pick in the 2007 NHL Entry Draft.

**JUNE 23, 2007**

Canucks acquire Ryan Shannon and a conditional pick from Anaheim in exchange for Jason King and a conditional pick.

**JUNE 23, 2007**

Canucks acquire Jimmy Sharrow from Atlanta in exchange for Jesse Schultz.

**AUGUST 1, 2007**

Canucks acquire Zack FitzGerald from St. Louis in exchange for F.P. Guenette.

**FEBRUARY 26, 2008**

Canucks acquire Matt Pettinger from Washington in exchange for Matt Cooke.

**JULY 4, 2008**

Canucks acquire Steve Bernier from Buffalo in exchange for a 2nd round pick in 2010 and a 3rd round pick in the 2009 NHL Entry Draft.

**SEPTEMBER 2, 2008**

Canucks acquire Lawrence Nycholat from Ottawa in exchange for Ryan Shannon.

**OCTOBER 6, 2008**

Canucks acquire Shane O'Brien and Michel Ouellet from the Tampa Bay Lightning in exchange for Lukas Krajicek and Juraj Simsek.

**DECEMBER 9, 2008**

Canucks trade James Sharrow to the Chicago Blackhawks in exchange for a conditional draft pick in 2009.

**DECEMBER 30, 2008**

Canucks acquire Jason LaBarbera from the Los Angeles Kings in exchange for a 7th round draft pick in 2009.

**FEBRUARY 4, 2009**

Canucks acquire Nathan McLver from the Anaheim Ducks in exchange for Mike Brown.

**AUGUST 28, 2009**

Canucks acquire Christian Ehrhoff and Brad Lukowich from the San Jose Sharks in exchange for Daniel Rahimi and Patrick White.

**MARCH 3, 2010**

Canucks acquire Yan Stastny from the St. Louis Blues in exchange for Pierre-Cedric Labrie.

**MARCH 3, 2010**

Canucks acquire Sean Zimmerman and a 2010 sixth-round conditional pick from the Phoenix Coyotes in exchange for Mathieu Schneider.

**MARCH 3, 2010**

Canucks acquire Andrew Alberts from the Carolina Hurricanes in exchange for a 2010 third round draft pick.

**JUNE 25, 2010**

Canucks acquire Keith Ballard and Victor Oreskovich from Florida in exchange for the 25th overall pick in the 2010 NHL Entry Draft, Michael Grabner and Steve Bernier.

**OCTOBER 5, 2010**

Canucks acquire Ryan Parent and Jonas Andersson from Nashville in exchange for Shane O'Brien and Dan Gendur.

**OCTOBER 6, 2010**

Canucks acquire Andrew Peters from Florida in exchange for Darcy Hordichuk.

**OCTOBER 7, 2010**

Canucks acquire Nathan Paetsch from Florida in exchange for Sean Zimmerman.

**FEBRUARY 28, 2011**

Canucks acquire Maxim Lapierre and MacGregor Sharp from Anaheim in exchange for Joel Perrault and a third round pick in the 2012 NHL Entry Draft.

**FEBRUARY 28, 2011**

Canucks acquire Chris Higgins from Florida in exchange for Evan Oberg and a third round pick in the 2013 NHL Entry Draft.

**JUNE 25, 2011**

Canucks acquire the 71st and 101st overall picks in the 2011 NHL Entry Draft from Minnesota in exchange for the 60th overall pick in the 2011 NHL Entry Draft.

**JUNE 28, 2011**

Canucks acquire 2012 fourth round draft pick from the New York Islanders in exchange for the rights of Christian Ehrhoff.

**JULY 9, 2011**

Canucks acquire the rights of Mike Duco from the Florida Panthers in exchange for the rights of Sergei Shirokov.

**OCTOBER 22, 2011**

Canucks acquire David Booth, Steve Reinprecht and a third round draft pick in 2013 from the Florida Panthers in exchange for Mikael Samuelsson and Marco Sturm.

**FEBRUARY 27, 2012**

Canucks acquire Zack Kassian and Marc-Andre Gragnani from the Buffalo Sabres in exchange for Cody Hodgson and Alexander Sulzer.

**FEBRUARY 27, 2012**

Canucks acquire Samuel Pahlsson from the Columbus Blue Jackets in exchange for Taylor Ellington and two 2012 fourth round draft selections.

**FEBRUARY 27, 2012**

Canucks acquire Andrew Gordon from the Anaheim Ducks in exchange for Sebastian Erikson.

# ON THIS DAY IN CANUCKS HISTORY

## JANUARY

### JANUARY 1

**2010:** Ryan Kesler is named to Team USA for the 2010 Winter Olympics. He would go on to win a silver medal.

### JANUARY 4

**1984:** Thomas Gradin earns his 408th career point, moving past Don Lever as the Canucks all-time scoring leader. Vancouver and Los Angeles play to a 3-3 tie.

### JANUARY 5

**1993:** Pavel Bure receives 246,447 fan votes, becoming the first Canucks player to be voted to play in the NHL All-Star game.

**2006:** The Vancouver Canucks are awarded two penalty shots in a single period for the second time in franchise history. Alexandre Burrows is unsuccessful at 0-34 and Jarkko Ruutu scores at 17:58 of the third period at Chicago.

### JANUARY 7

**2009:** Roberto Luongo is named to the 2009 NHL All-Star Game in Montreal. Luongo's third All-Star nomination in three seasons as a Vancouver Canuck.

**2010:** Alex Burrows registers a hat trick and Roberto Luongo posts a shutout. It is just the second time in franchise history a hat trick and shutout are registered in the same game.

**2011:** Securing 10 consecutive wins with a victory over Edmonton, Canucks backup goaltender Cory Schneider ties a franchise record for the longest undefeated streak. Kirk McLean (twice), Dan Cloutier (twice), Cesare Maniago and Richard Brodeur share this franchise record.

### JANUARY 8

**2003:** Canucks Head Coach Marc Crawford earns the right to coach the Western Conference All-Star Team at the 53rd NHL All-Star Game, becoming the first Canucks Head Coach to do so.

**2011:** Canucks head coach Alain Vigneault earns co-coaching position at the All-Star Game.

**2011:** The Canucks establish the best 20-game stretch in franchise history with a 17-1-2 (36 points) record in 20 games played from Nov. 24-Jan. 8.

### JANUARY 9

**1987:** Pat Quinn, Head Coach of Los Angeles Kings, who has accepted the position of President and General Manager of the Vancouver Canucks, is suspended from the League by NHL President John Ziegler. Ziegler also levies fines on Vancouver and Los Angeles.

### JANUARY 10

**1998:** Messier reaches the 1,000 assist plateau on a Mogilny goal vs Florida becoming only the sixth player in NHL history to reach the milestone. Messier joins the list with Gretzky, Coffey, Howe, Dionne and Bourque.

**2011:** Trevor Linden is announced to be inducted into the BC Sports Hall of Fame as well as members of Team Canada of the 2010 Olympics, including Canucks goaltender Roberto Luongo.

### JANUARY 11

**2011:** Henrik Sedin, Daniel Sedin and Ryan Kesler are named to the 2011 All-Star team. Ryan Kesler would go on to be announced as one of four assistant captains.

### JANUARY 12

**1996:** Bret Hedican appears at the NHL All-Star Game after completing one revolution of the ice surface in a time of 13:47.7 seconds at the Vancouver Canucks Super Skills competition on December 16th. Hedican places second behind Mike Gartner who finishes the lap in 13:38.6 seconds.

**2012:** Daniel Sedin records his 700th career point, becoming just the 10th Swedish born NHL player to reach this mark.

### JANUARY 13

**2000:** Mark Messier is named to the North American All-Star Team. It is the 14th time Messier has been named an All-Star.

**2004:** The Canucks win their eighth consecutive road game establishing a new club record. The previous record of five straight wins on the road had been accomplished five times.

### JANUARY 14

**1978:** Canucks iron man Don Lever plays in his 437th consecutive game, a club record, but suffers a broken cheekbone and misses the next five games.

### JANUARY 15

**2002:** Canucks officially change the name of their charitable arm from Canuck Foundation to the Canucks For Kids Fund.

### JANUARY 16

**2003:** Trevor Linden becomes only the second player in Canucks history to play 800 games in a Canucks uniform. Stan Smyl was the first.

### JANUARY 17

**1988:** Stan Smyl scores two goals in a 6-5 victory over Winnipeg. His second goal is the 250th of his career.

**1999:** Canucks acquire Ed Jovanovski, Dave Gagner, Mike Brown, Kevin Weekes and a 1st round draft pick in the 1999 or 2000 NHL Entry Draft from Florida in exchange for Pavel Bure, Bret Hedican, Brad Ference and a 3rd round pick (in the year that Florida exercises the right to convey the 1st round pick to Vancouver).

**2003:** Canucks Head Coach Marc Crawford becomes the team's all-time leader with his 143rd win behind the Canucks bench. He surpasses the record held by Harry Neale. Crawford finishes the 2002-03 season with 161 wins.

**2008:** Markus Naslund plays in his 1000th NHL game at Detroit, becoming the fifth Canuck and 226th player in League history to accomplish this feat.

### JANUARY 18

**1998:** The NHL All-Star Game is held in Vancouver for the first time since Jan. 25, 1977. The North American All-Stars defeat the World Team All-Stars 8-7. Mark Messier plays for North America and records a goal and an assist. Pavel Bure plays for the World Team and records an assist.

### JANUARY 19

**1971:** Rookie defenceman Dale Tallon is the first player to represent Vancouver in the NHL All-Star Game, played at Boston Garden.

**1972:** Andre Boudrias becomes the first Canuck in history to reach 100 career points in a 6-1 win at Pittsburgh.

**1993:** Vancouver loses 5-2 to the defending Stanley Cup champion Pittsburgh Penguins, ending the club's 18-game home unbeaten streak.

### JANUARY 20

**1976:** Dennis Ververgaert represents Vancouver in the NHL All-Star Game, played in Philadelphia. He scores two goals ten seconds apart in the third period, to set an All-Star Game record.

**1995:** Canucks open their 25th season in the NHL with a 1-1 tie vs Dallas Stars at the Pacific Coliseum. The season was postponed until a new Collective Bargaining Agreement was reached. The CBA agreement was reached on January 13, 1995.

### JANUARY 21

**1975:** Gary Smith becomes the first Canuck to be voted to the NHL All-Star Game, held in the Montreal Forum. Smith plays 30:43 for the Clarence Campbell Conference, backing up starter Bernie Parent. Defenceman Tracy Pratt also represents Vancouver in the Wales Conference 7-1 victory.

**2012:** Roberto Luongo registers his 212th win in his 364th game in a Canucks uniform, passing Kirk McLean (211 wins in 516 games) as the winningest goalie in franchise history.

## JANUARY 24

**1976:** Chris Oddleifson becomes the first Canuck to tally two short-handed goals in one game, scoring twice in the second period vs Toronto in a 5-5 tie.

**1999:** Head Coach Mike Keenan is relieved of his duties. Marc Crawford is hired as the 15th Canucks Head Coach in history.

**1999:** Mattias Ohlund and Markus Naslund play for the World All-Stars in the 1999 NHL All-Star Game in Tampa Bay, Florida. Ohlund records a goal and an assist while Naslund adds an assist. The North American All-Stars win the game 8-6 with Wayne Gretzky named MVP.

**2011:** Thomas Gradin is inducted into the Vancouver Canucks Ring of Honour. One of the first European players to dress for the Canucks, when Gradin left Vancouver after eight seasons he was the highest scoring centre in franchise history.

**2012:** Canucks for Kids Fund partners with Fraser Health, Provincial Health Services Authority and BC Children's Hospital Foundation to re-launch Mindcheck.ca

## JANUARY 25

**1977:** The NHL All-Star Game is played in Vancouver's Pacific Coliseum. Defenceman Harold Snepsts represents the Canucks. The Campbell Conference loses 4-3 to the Wales Conference.

## JANUARY 26

**2011:** Defenceman Lee Sweatt scores the game-winning goal on his first shot in his NHL debut with the Canucks. Sweatt was the fifth Canucks player to record the game-winner in his NHL debut with Vancouver.

## JANUARY 27

**1996:** The Canucks debut the 'Third Jersey' vs the New York Islanders in a 6-3 win at General Motors Place. The Canucks 'Third Jersey' colours are red, accented with yellow and black.

## JANUARY 28

**2002:** Defenceman Brent Sopel is named NHL Player of the Week. Sopel becomes the first defenceman that season to win the award.

**2002:** Markus Naslund records his second hat trick of the season, and takes over the NHL lead for points scored with 57. This marks the first time in club history that a Canucks player has led the League in scoring after January 1st.

## JANUARY 29

**1974:** For the first time, the Canucks have two representatives in the NHL All-Star Game, right winger Bobby Schmautz and defenceman Jocelyn Guevremont.

## JANUARY 30

**1992:** The Canucks defeat Chicago 4-1 at home to post the first winning record (7-3-1) in the month of January in club history.

**2010:** Alex Burrows sets a franchise record for most goals in the month of January with his 15th goal after scoring two goals against the Toronto Maple Leafs. During the month, he also recorded hat tricks in back-to-back games to become the third Canuck to accomplish the feat.

## JANUARY 31

**1978:** Rick Blight scores two goals as Canucks defeat Washington 4-2 for the franchise's 200th victory.

**2012:** Daniel Sedin registers his 10th career overtime goal, versus the Chicago Blackhawks, to set a franchise record for most overtime goals.

## FEBRUARY

### FEBRUARY 1

**1975:** Ken Lockett becomes the first Canucks goalie to surrender a penalty shot goal when Steve Atkinson of Washington beats him.

**2002:** Markus Naslund is named NHL Player of the Month for January.

**2002:** Longtime Canucks P.A. Announcer and Canucks Alumni member John Ashbridge is presented with the NHL Alumni "7th Man Award." The presentation is made during the 52nd NHL All-Star Weekend, recognizing a member of the NHL Family who has contributed behind the scenes for a significant period of time.

## FEBRUARY 2

**2002:** For the second straight season, Ed Jovanovski and Markus Naslund represent the Canucks at the NHL All-Star game. Naslund scores the game-winning goal on his way to a three point night (2-1-3), while Jovanovski notches a goal for the North American Team.

**2003:** The Canucks are represented at the 53rd NHL All-Star Game in Florida by Markus Naslund, Todd Bertuzzi and Ed Jovanovski. The Canucks coaching staff of Marc Crawford, Jack McIlhargey and Mike Johnston also represent Vancouver. It is the largest Canucks representation at an NHL All-Star Game.

## FEBRUARY 3

**2006:** Head Coach Marc Crawford becomes the third youngest coach in NHL history to accumulate 400 wins after Vancouver celebrated a 3-1 victory against Calgary. Only Scotty Bowman (43 years, 148 days) and Glen Sather (44 years, 198 days) were younger than Marc Crawford (44 years, 335 days old) to reach the 400 win mark.

## FEBRUARY 4

**1978:** Murray Bannerman plays the third period of a 5-1 loss to Chicago and does not allow a goal. He remains the only Canuck goaltender who has never been scored on.

**2001:** Ed Jovanovski and Markus Naslund play in the 2001 NHL All-Star game in Colorado. Naslund is a member of the World Team and records a goal and an assist. Jovanovski notches an assist for the North American Team.

**2002:** Todd Bertuzzi ties the club record for consecutive games with a point. The 15-game streak ties Petr Nedved's mark set back in 1992/93 and equaled the longest streak in the NHL during the 2001/02 season. Bertuzzi records 19 points (7-12-19) during the 15 games.

**2011:** Daniel Sedin records the game-winning goal against the Chicago Blackhawks, his 50th career game-winning goal to pass Markus Naslund (49) as the all-time franchise leader in game-winning goals.

## FEBRUARY 6

**2004:** Longtime Canucks employee Norm Jewison is named the 2004 NHL Alumni "7th Man." The "7th Man Award" is awarded annually to a member of the NHL family who has contributed behind the scenes for a significant period of time. In Norm's case, he began working for the Vancouver Canucks prior to the 1977/78 season. He was formally presented his award at the NHL Alumni All-Star Awards Dinner in Minneapolis, Minnesota.

**2006:** Henrik Sedin is named the NHL's Offensive Player of the Week for the period ending Sunday, February 5, 2006. He recorded 7 points (2-5-7) in three games played.

## FEBRUARY 7

**1996:** Dave Babych appears in his 1,000th NHL game. Babych joins Ryan Walter and Pit Martin as the only three players to appear in their 1,000th game in a Canucks uniform. Babych becomes the 109th player in NHL history to play in 1,000 regular season NHL games.

## FEBRUARY 8

**2001:** The Canucks and the San Jose Sharks play to the first scoreless draw in Vancouver. The game marks the third time in Canucks history they have played to a zero-zero tie.

## FEBRUARY 9

**1971:** Rosaire Paiement sets a club record with four goals against Buffalo in a 6-3 victory.

## FEBRUARY 10

**1981:** Winger Tiger Williams and defenceman Kevin McCarthy are both voted to the Campbell Conference Team for the NHL All-Star Game held at the Los Angeles Forum.

# ON THIS DAY IN CANUCKS HISTORY

## FEBRUARY 11

**1982:** NHL history is made when referee Kerry Fraser awards Vancouver two penalty shots in the same period. Thomas Gradin and Ivan Hlinka both convert their opportunities on Detroit goaltender Gilles Gilbert. Hlinka's shot comes with 30 seconds remaining in the third period and gives the Canucks a 4-4 tie.

## FEBRUARY 12

**2011:** The Vancouver Canucks set a new franchise record going eight consecutive games without allowing a power play goal, stopping 35 consecutive power play opportunities, Jan. 24-Feb. 12/11. The previous club record of seven games was set in 1980.81, Jan. 6-20/81.

## FEBRUARY 13

**1998:** Mattias Ohlund (Sweden), Jyrki Lumme (Finland) and Pavel Bure (Russia) become the first Canucks players to play in the Olympic Games during the season. The NHL closes for a two week "Winter Break" to allow NHL players to play in Nagano, Japan. Bure won a silver medal and Lumme won a bronze.

## FEBRUARY 16

**1971:** Rosaire Paiement becomes first Canuck to earn five points in a game with three goals and two assists in a 5-4 victory over the defending Stanley Cup champion Boston Bruins. Andre Boudrias becomes the first Vancouver player to score 20 goals, followed by Paiement, who tallies his 20th later that same period.

**2004:** Trevor Linden becomes the Canucks all-time leader in games played after recording his 897th game in a Canucks uniform. The record of 896 had been held by Stan Smyl since 1990.91. Linden finished the 2003.04 season having played in 919 games with Vancouver.

## FEBRUARY 17

**2003:** Dan Cloutier is named NHL Player of the Week for the period ending February 16th.

## FEBRUARY 18

**2007:** Trevor Linden plays his 1,300th career NHL game versus Colorado. In 1,300 games played the Canucks veteran recorded 364 goals, 482 assists and 846 points.

## FEBRUARY 22

**1981:** Dennis Kearns retires as the Canucks all-time leader in games played (677) and the all-time leading scorer among Canuck defencemen with 321 points.

## FEBRUARY 23

**2001:** The Canucks travel to Belleville, Ontario from Toronto by train and participate in an outdoor game of shinny. The game is versus the Belleville Bobcats, a minor hockey team that Marc Crawford played for growing up.

**2003:** Markus Naslund scores his 40th goal of the season, becoming the first player in Canucks history with 40 or more goals in three straight seasons. Also, in the same game, Dan Cloutier wins his 30th game of the season, becoming the first goaltender in Canucks history to post back-to-back 30 (plus) win seasons.

## FEBRUARY 24

**2002:** Ed Jovanovski and Canucks Vice President of Player Personnel Steve Tambellini, help Team Canada win its first Olympic Gold Medal in Ice Hockey in 50 years. The Canucks hold an open practice and show the Gold Medal broadcast before more than 9,000 fans, the largest single gathering in Canada for the game.

**2003:** Brendan Morrison is named NHL Player of the Week for the period ending February 23rd.

## FEBRUARY 25

**1971:** Canucks are victimized by the Boston Bruins, who score three goals in an NHL record 20 seconds.

**2003:** Canucks defeat Atlanta 8-0 to extend their club record unbeaten streak to 14 games. The streak consists of 10 wins and four ties, including a 5-0-2 record at both home and on the road.

## FEBRUARY 27

**1985:** Stan Smyl scores his 187th career goal to pass Don Lever as the Canucks all-time leading goal scorer. Vancouver loses 11-5 in Detroit.

**1996:** Trevor Linden passes Don Lever's team record of 437 consecutive games played vs Pittsburgh in a 4-7 loss. Linden had not missed one NHL regular season game since October 4, 1990.

**1997:** Martin Gelinás becomes the ninth player in Canucks history to record four goals in a single game. Gelinás recorded the goals in Vancouver vs the Phoenix Coyotes. The previous Canucks player to score four goals in a single game was Pavel Bure on October 12, 1992 vs Winnipeg.

## FEBRUARY 28

**1986:** Richard Brodeur becomes the first Canuck netminder to register 100 career wins in a 3-1 victory vs Philadelphia.

## FEBRUARY 29

**1984:** Patrik Sundstrom collects a goal and six assists for a seven point night, setting new team records for assists and points in one game, as the Canucks win 9-5 in Pittsburgh. Sundstrom becomes only the third player in NHL history to earn six assists in a road game, after Detroit's Billy Taylor (7 in 1947 vs Chicago) and Boston's Bobby Orr (6 in 1973 vs Vancouver).

**1996:** Alexander Mogilny records his 50th goal of the season vs the St. Louis Blues at General Motors Place. Mogilny joins Pavel Bure (60 goals in 1992.93, 1993.94) as the only two Canucks to score 50 goals in a single NHL season. Mogilny finishes the season with 55 goals, 52 assists in 79 games played.

**1996:** Alexander Mogilny becomes the fourth player in NHL history to score 50 goals with two NHL teams (Buffalo/Vancouver). Pierre Larouche (Pittsburgh/Montreal), Wayne Gretzky (Edmonton/Los Angeles) and Pat LaFontaine (New York Islanders/Buffalo) are the other three.

## MARCH

### MARCH 1

**1993:** Pavel Bure scores his 50th goal against Grant Fuhr of the Buffalo Sabres in a neutral site game at Hamilton's Copps Coliseum. It is Bure's 63rd game. Dixon Ward and Robert Dirk assist on the historic goal. Canucks win 5-2.

### MARCH 2

**2000:** Mark Messier records a point, giving him 1,700 for his career. Messier becomes only the fourth player in NHL history to record 1,700 points.

### MARCH 5

**2011:** Roberto Luongo becomes the 25th goaltender in League history to reach the 300-win milestone with a victory over Los Angeles. He is the sixth youngest goaltender and the 16th fastest to reach the 300-win mark. He finished the season with 38 wins reaching 30+ wins in six consecutive seasons.

### MARCH 7

**1995:** Canucks President and General Manager Pat Quinn signs a five-year contract extension.

### MARCH 8

**1985:** Thomas Gradin scores the 500th point of his NHL career, becoming first Canuck to reach the milestone. Vancouver defeats Los Angeles 4-3.

**2004:** Trevor Linden records two assists to become the Canucks all-time leader in points scored by notching his 673rd point. Linden finishes the season with 680 points, surpassing the long standing club record previously held by Stan Smyl (672).

## MARCH 9

**1973:** Andre Boudrias scores on Roger Crozier in the first penalty shot awarded to a Vancouver player. The Canucks defeat Buffalo 5-2.

**2007:** Roberto Luongo posts his 39th win of the season in San Jose setting a new franchise record for wins by a Vancouver goaltender in a single season.

**2010:** Roberto Luongo appears in his 600th game, becoming the fourth youngest goaltender in League history to do so and only the 37th goalie in League history.

## MARCH 10

**2001:** Markus Naslund scores his 39th goal to become the highest scoring Canucks captain in a single season. Stan Smyl recorded 38 goals in 1982-83.

**2005:** The National Hockey League's Board of Governors approves the 50 per cent acquisition of the Vancouver Canucks to the Aquilini Investment Group.

**2007:** Mattias Ohlund collected his 300th career point with an assist vs the Kings on March 10th at the Staples Center in Los Angeles.

**2010:** Daniel and Henrik Sedin, along with their wives, donate \$15 million to BC Children's Hospital.

## MARCH 12

**2002:** Artem Chubarov becomes the first player in NHL history to have his first four career goals all be game-winners. Nine players previously held the record with three game-winners to begin a career.

**2011:** The Canucks defeat Calgary to sweep a five-game road trip from March 5-12, 2011 for the first time since January of the 1991-92 season.

## MARCH 13

**1976:** Vancouver plays its only penalty-free contest as neither the Canucks nor New York Rangers are assessed any penalties by referee Lloyd Gilmour. Canucks lose 7-3 to the Rangers.

**2007:** Canucks centre, Brendan Morrison plays his 500th consecutive NHL game. By the end of the season, Morrison played 512 consecutive games and held the League iron man record.

## MARCH 14

**1973:** Dunc Wilson collects the first assist awarded to a Canuck goalie on a goal by Andre Boudrias. The goal marks the sixth straight game Boudrias has scored, setting a club record. Vancouver defeats California Seals 5-2.

**1995:** Kirk McLean appears in his 378th game as a Vancouver Canuck passing Richard Brodeur's record of 377 games played as a Canucks goaltender.

**2006:** The Vancouver Canucks and CHUM Radio announce Team 1040 as the exclusive radio carrier of Canucks games for six seasons, beginning in 2006-07.

**2011:** With a win over MIN on the team's 71st game of the season, the Canucks set a franchise record for the fastest the club has reached 100 (or more) points. The previous record was set in the 77th game of the 2006-07 season.

**2012:** Henrik Sedin recorded his 734th career point, moving past Trevor Linden to rank second overall in franchise history for scoring.

## MARCH 16

**2010:** Henrik Sedin becomes the all-time leader in assists, registering his 416th assist as a Canuck and passing Trevor Linden. Henrik would finish the season with 83 assists for a career total of 434.

**2011:** Vancouver defeats Colorado to secure their third consecutive Northwest Division Title.

**2011:** Alain Vigneault coaches his 400th regular season game with Vancouver, a record only Marc Crawford (529) has surpassed in his time with Vancouver. Since joining Vancouver in 2006-07, Vigneault had led the Canucks to four Northwest Division championships and established the franchise's highest winning percentage (.623), reaching a then franchise record 105 points in his first season.

## MARCH 19

**1971:** Rosaire Pairement scores his 30th goal of the season, becoming the first Canuck ever to reach that mark. Vancouver defeats Pittsburgh 6-4.

## MARCH 20

**1993:** Ryan Walter plays in his 1,000th NHL game against the New York Islanders at the Pacific Coliseum.

**2000:** Markus Naslund is named NHL Player of the Week. In three games, Naslund has three goals and five assists.

## MARCH 21

**2001:** Markus Naslund and Mattias Ohlund are named to the 2002 Swedish Men's Olympic Hockey Team.

**2005:** Canucks Vice-President and Assistant General Manager Steve Tambellini is appointed as Team Canada's General Manager for the 2005 IIHF Men's World Hockey Championship in Austria, April 30 to May 15, 2005. Tambellini's appointment as GM marks the eighth time that he has represented Canada in either an executive position or as a player.

**2011:** Canucks Sports & Entertainment becomes one of six founding members of the Green Sports Alliance. Donating leftover food from game nights to the Vancouver Food Bank and installing hardware to conserve water usage are just some of the steps taken as part of their ongoing environmental initiatives.

## MARCH 22

**1988:** Stan Smyl becomes the first Canuck to play in 800 regular season games. Vancouver loses a 5-3 decision in Toronto.

## MARCH 23

**1984:** Tony Tanti scores his 43rd and 44th goals of the year, including one in overtime in a 4-3 win over Winnipeg, to set a record for goals in a season.

**1993:** Pavel Bure scores his 50th goal on an empty net vs the LA Kings.

**1996:** The Canucks pass a season high attendance record on March 23rd vs Calgary. Vancouver recorded 28 sellout games at General Motors Place with a total of 729,629 people attending home games. An average of 17,795 people per game.

## MARCH 24

**1992:** Kirk McLean backstops the Canucks to a 4-2 win at Minnesota, earning his club record 38th win.

**2003:** Todd Bertuzzi is named NHL Player of the Week for the period ending March 23rd.

## MARCH 25

**1973:** Don Tannahill scores his second NHL hat trick in a 7-4 Canuck victory over Toronto. He is the first Canucks rookie to register 20 goals, finishing the season with 22.

**1996:** Alexander Mogilyev records his 100th point of the season vs Los Angeles by assisting on Cliff Ronning's goal in the first period. Mogilyev becomes the second Canuck to record 100 points in a season. Pavel Bure records 107 points (60-47-107) during the 1993-94 season and 110 points (60-50-110) during the 1992-93 season.

**2011:** Vancouver defeats Atlanta to earn 107 points on the season, setting a new franchise record. Vancouver would finish the season with a franchise best 117 points.

## MARCH 26

**1997:** Gino Odjick passes his previous record and Canucks record of 370 penalty minutes in a single season (1992-93) by recording his 371st penalty minute (fighting) in a game vs. the Anaheim Mighty Ducks. Odjick's 371 penalty minutes makes him the NHL's most penalized player during the 1996-97 season.

**2002:** Trevor Linden plays the 1,000th game of his NHL career. Through his first 1,000 games, Linden played 758 games for Vancouver, 107 with the New York Islanders, 107 with Montreal and 28 with Washington. Linden becomes the fourth player to reach the milestone while with Vancouver (Dave Babych, Ryan Walter, Pit Martin).

# ON THIS DAY IN CANUCKS HISTORY

**2002:** Goaltender Dan Cloutier sets a new club record with his seventh shutout of the season, posting a 4-0 win over the Los Angeles Kings.

## MARCH 27

**1982:** Coach Harry Neale is handed a 10-game suspension by the NHL for his involvement in an altercation with the crowd in Canucks Mar. 20th game in Quebec City. Defenceman Doug Halward is given a seven game suspension. Roger Neilson takes over as coach and Canucks win 7-2 over Calgary.

**1999:** Adrian Aucoin scores two goals (20th & 21st of the season) vs Montreal to break the Canucks record of most goals by a defenceman in a single season. The previous record was set by Doug Halward who scored 19 goals in the 1982-83 season.

**2000:** Canucks defenceman Mattias Ohlund is nominated for the Bill Masterton Memorial Trophy. The award, voted on by the Professional Hockey Writers Association, is for sportsmanship, perseverance and dedication to hockey.

**2003:** Markus Naslund records his 100th point of the season, becoming only the third player in team history to reach the 100 point mark (Bure, Mogilny). Naslund finished the year with 104 points.

**2004:** Marc Crawford becomes the first coach in Canucks history to win at least 200 games. The club's all-time leader in wins, Crawford, reaches the milestone when Vancouver defeated the Dallas Stars 3-2 in overtime.

**2011:** Vancouver defeats Columbus to earn their 50th win of the regular season for the first time in franchise history.

## MARCH 28

**1971:** Vancouver sets a club record with 11 goals in an 11-5 win over the California Seals.

**1996:** Pat Quinn takes over as Head Coach of the Vancouver Canucks, replacing Rick Ley who was hired as Head Coach on August 10, 1994.

## MARCH 29

**1983:** Stan Smyl scores two goals and establishes a new club record with 88 points in one season, as Canucks lose 7-4 to Edmonton. Darcy Rota collects two assists and establishes a club record 14-game point streak.

**2003:** Canucks establish a new club record with 103 points, eclipsing the previous record of 101 set in 1992-93. The club finishes the season with 104 points. With the 5-1 road win at Los Angeles, the Canucks also establish a new team record for road wins with 23.

**2006:** The Canucks record their 40th win of the 2005-06 season at home versus the Wild. The win represents the fourth consecutive 40 (plus) win season and the seventh overall in club history.

**2007:** Vancouver announces the four-year contract extension of defenceman Sami Salo. Salo set career highs with 14 goals and 37 points in the season.

**2011:** Vancouver defeats Nashville to establish a franchise best nine game road winning streak. The streak started March 5 with a victory over the LA Kings.

## MARCH 30

**1984:** Patrik Sundstrom earns two points to set a club record for points in a season (91) in a 3-3 tie with Minnesota. Tony Tanti scores his 45th goal of the year, also a club record.

## MARCH 31

**2011:** Vancouver defeats the Los Angeles Kings to secure the franchise's first Presidents' Trophy as the NHL team with the most points in the regular season. The win also established a franchise record for the best winning record in the month of March. Vancouver finished 13-2-0 in March.

## APRIL

### APRIL 1

**1989:** Trevor Linden becomes the first Canucks rookie to score 30 goals in a season. Vancouver loses 6-4 in L.A.

**1993:** Pavel Bure scores a third period goal against goaltender Pat Jablonski of Tampa Bay, becoming the first Canucks player to reach the 100 point mark. Canucks win 5-3. He finishes the season with a club record 110 points.

### APRIL 2

**1975:** Ken Lockett becomes first Canucks netminder to register consecutive shutouts as Vancouver earns its team-record eighth shutout of the season, 4-0 over California.

**1993:** Frank Griffiths is named to the Hockey Hall of Fame in the Builders' Category.

### APRIL 3

**1999:** Adrian Aucoin scores his 18th power play goal of the season. With the goal, Aucoin ties a NHL record for most power play goals by a defenceman in a season with 18. Denis Potvin also had 18 power play goals for the New York Islanders in 1975-76.

**2004:** The Canucks won the Northwest Division title for the first time in 11 years with a 5-2 win versus the Edmonton Oilers. They finished the season with 101 points, tying the second highest total in club history. It marked the fourth time in club history that they have won a division title.

**2004:** Vancouver plays its final regular season game of the 2003-04 season before a sold-out General Motors Place. The Canucks sell-out every regular season home game for the first time in club history.

### APRIL 4

**1994:** Pavel Bure is named NHL Player of the Month for March after scoring 19-11-30 in 16 games. It is the second highest point total in any one month in Canucks history. Bure joins goaltender Kirk McLean as the only Vancouver player to receive the award.

### APRIL 5

**1980:** Thomas Gradin ties club mark for most goals by a centre with his 30th goal in the season finale. Stan Smyl becomes only NHL player to lead his team in goals (31), assists (47), points (78) and penalty minutes (204) in one year.

### APRIL 6

**1979:** Ron Sedlbauer finishes the season as the first 40-goal scorer in club history.

### APRIL 7

**1993:** Kirk McLean backstops Vancouver to a 5-4 overtime win over Edmonton, earning his club record 127th career victory, passing Richard Brodeur.

**1994:** Chairman and team owner Frank A. Griffiths passes away after a lengthy illness. In his memory, the players wear a patch on their uniform with the inscription "2 points F.G.", Mr. Griffiths' signature phrase.

**2007:** Vancouver establishes a new franchise record with their 49th win of the season at San Jose. The win also secures the highest point total in club history (105) and clinches first place honours in the Northwest Division.

**2007:** Roberto Luongo sets a new career-high 47 wins in 76 games played. The career best season ranks tied for second all-time in the NHL alongside Bernie Parent's record set in 1973-74.

**2011:** Canucks unveil permanent outdoor bronze statue of former assistant coach Roger Neilson, who coached the Canucks from 1982-84. Neilson is pictured holding a hockey stick with a towel on the end, immortalizing the origin of "towel power", a tradition adopted by sports fans around the world.

**2012:** Canucks secure a second consecutive Presidents' Trophy with a victory over the Edmonton Oilers to finish the 2011-12 season with a League best 111 points.



## APRIL 8

**1982:** Tiger Williams scores at 14:20 of overtime to give Vancouver its first playoff overtime win, 2-1 over Calgary.

## APRIL 9

**1989:** Vancouver evens its playoff series with Calgary at two games each, following a 5-3 win at home. Trevor Linden sets a new club record with four points in a game, scoring 1-3-4. The Canucks also set a new team playoff mark with four power play goals.

## APRIL 10

**1982:** The Canucks win a playoff series for the first time, sweeping the Flames in three straight as Vancouver wins 3-1 in Calgary. Richard Brodeur was brilliant, forging a 1.55 average in the three games, stopping 103 of 108 shots in the series.

## APRIL 11

**1993:** Pavel Bure scores his 60th goal in a 6-3 win over Calgary at the Pacific Coliseum.

**2010:** Henrik Sedin becomes the first player in franchise history to capture the Art Ross Trophy as the NHL leading scorer. He sets franchise records in points (112) and assists (83) in the process.

## APRIL 12

**1999:** Garth Snow and the Canucks shutout the Calgary Flames 2-0 at the Saddledome in Calgary. The shutout is Snow's sixth of the season, which ties a club record for most shutouts in a single season. Snow ties Gary Smith's team record as Smith recorded six shutouts in the 1974-75 campaign.

## APRIL 13

**1975:** Following a first-round bye for finishing first in the Smythe Division, the Canucks appear in their first playoff game, a 6-2 loss to the Canadiens in the Montreal Forum.

**1989:** Vancouver, playing in the sixth game of a playoff series for the first time in franchise history, forces a seventh and deciding game with a 6-3 home ice win over the Flames. The Canucks explode for four second period goals, setting club playoff records for fastest two goals (0:35) and fastest three goals (2:18).

**1994:** Pavel Bure scores his 60th goal of the season becoming just the eighth player in NHL history to twice score 60 or more goals in a season.

**2002:** Canucks finish the regular season with 254 goals, to lead the NHL in goal scoring for the first time in franchise history.

**2006:** Trevor Linden plays in his 1,000th career game in a Canucks uniform, making him the first player in franchise to reach this milestone.

## APRIL 14

**1999:** Mark Messier records one assist in a game at home versus the Calgary Flames. With the assist, he passes Gordie Howe for fourth on the all-time career NHL assist list with 1,050.

**2000:** Adrian Aucoin, Ed Jovanovski, Andrew Cassels, Brendan Morrison and Todd Bertuzzi are all named to represent Team Canada at the World Hockey Championships in Russia. Peter Schaefer also represents Canada in the tournament.

## APRIL 15

**1975:** Garry Monahan scores the game-winner as the Canucks record their first playoff win, 2-1 over Montreal in the Forum.

**1993:** Vancouver comes from behind to defeat Los Angeles 8-6, breaking the 100 point barrier for the first time. Vancouver finishes with 101 points and a record 46 wins.

**2006:** In the last regular season home game of the season, the Canucks defeat the Colorado Avalanche 4-3 in overtime in front of a capacity crowd. This marks the 127th consecutive sell-out and the second straight season in which all 41 regular season home games were sold-out.

## APRIL 16

**1992:** The Canucks close out the 1991-92 regular season with a 4-4 tie against Calgary, setting franchise records for points (96) and wins (42).

## APRIL 17

**1975:** Vancouver's first ever home playoff game was a 4-1 loss to Montreal. John Gould scored the first playoff goal by a Canuck in the Pacific Coliseum.

## APRIL 18

**1992:** Pavel Bure is named NHL Rookie-of-the-Month for March/April.

## APRIL 19

**1975:** Canucks are shutout in the playoffs for the first time, 4-0 at home to Montreal. Ken Dryden earned the shutout.

## APRIL 21

**1982:** Vancouver eliminates Los Angeles from the playoffs with a 5-2 home ice win, taking the series 4-1. Darcy Rota ties club playoff mark for goals in a series (4). Stan Smyl sets new records for assists (5) and points in a series (7). Smyl also earns points in a team record sixth straight playoff game (2-6-8).

## APRIL 22

**1975:** Canucks participate in their first playoff overtime game, losing 5-4 to Montreal. Guy Lafleur, with his third game-winning goal of the series, scores the winner at 17:06 of overtime.

## APRIL 23

**2008:** Canucks name Mike Gillis the tenth General Manager in club history. Gillis previously served as a NHL player representative for 15 years.

**2010:** Mikael Samuelsson ties a franchise record for most goals recorded in a playoff series with his seventh goal in Game 5 versus the Los Angeles Kings. His seven goals would lead the Canucks in postseason scoring through the first round.

## APRIL 25

**2006:** Canucks relieve Head Coach Marc Crawford of his coaching duties.

## APRIL 26

**2011:** With an overtime goal vs Chicago, Alex Burrows becomes the 14th player in League history and second in franchise history to net two or more series-winning goals in overtime.

## APRIL 27

**1982:** Vancouver takes the opening game of the Campbell Conference championship, defeating Chicago 2-1 in Chicago Stadium. Jim Nilsson scores the winning goal at 28:58 of overtime in the longest game in Canuck history. Richard Brodeur stopped 46 of 47 shots by Chicago, while Canucks had 41 shots against Tony Esposito.

## APRIL 30

**1994:** Pavel Bure scores at 2:20 of the second overtime period to give Vancouver a 4-3 win over Calgary and the club's third straight overtime win in a come-from-behind seven game playoff series. It is Vancouver's first seven game playoff series win.

## MAY

### MAY 1

**1982:** History is made when Vancouver plays its first game in the month of May. Canucks defeat Chicago 4-3.

### MAY 4

**2001:** Goaltender Dan Cloutier is added to Team Canada's World Championship Roster.

# ON THIS DAY IN CANUCKS HISTORY

## MAY 6

**1982:** Vancouver scores a team playoff record six goals to beat Chicago 6-2, eliminating the Blackhawks 4-1. Canucks are presented with the Clarence Campbell Trophy.

**2004:** David Nonis is promoted to the position of Senior Vice-President and General Manager assuming responsibility for the leadership of the team. In his first act as General Manager, Nonis appoints Steve Tambellini to the position of Vice President and Assistant General Manager.

## MAY 7

**1995:** The Canucks make their fifth straight playoff appearance with a 2-1 loss vs. St. Louis. The Canucks went on to defeat the Blues four games to three.

## MAY 8

**1982:** Canucks make their first ever appearance in the Stanley Cup Final in Long Island. Vancouver loses 6-5 in overtime to the Islanders, as Mike Bossy scores at 19:58 of OT. Thomas Gradin ties club mark with two goals and an assist.

## MAY 14

**1973:** Canucks trade their original first round draft pick (1970) Dale Tallon to Chicago for goaltender Gary Smith and defenceman Jerry Korab.

## MAY 15

**1995:** In Game Five of their Conference Quarterfinal series versus the St. Louis Blues, the Canucks tally two shorthanded goals 17 seconds into the second period. They would go on to win 6-5 and set an NHL playoff record for the fastest two shorthanded goals by one team. The Canucks pass the old mark of 0:24 set by the 1978 Montreal Canadiens versus Detroit on April 23, 1978. Christian Ruutu scores at 4:31 of the second period, followed by Geoff Courtnall at 4:48.

## MAY 16

**2000:** The Canucks are nominated for the World Sports Humanitarian Hall of Fame's Pro Team Community Award.

## MAY 17

**2012:** Canucks Sports & Entertainment announces promotional partnership with Nationwide Tour golfer Adam Hadwin. As part of the partnership, Hadwin will participate in signature Canucks For Kids Fund events and will display the Vancouver Canucks primary logo on his apparel while on tour and in other sanctioned PGA events.

## MAY 22

**1970:** Vancouver is awarded a National Hockey League franchise.

**1994:** Kirk McLean records his second consecutive playoff shutout over the Toronto Maple Leafs. McLean blanks the Leafs 4-0 in Game 3 and 2-0 in Game 4, both at the Pacific Coliseum. The shutouts give McLean four in the playoffs, equaling an NHL record.

**2001:** President and General Manager Brian Burke is named the "Executive of the Year" by The Sporting News.

**2011:** Henrik Sedin notches four assists in a playoff game, surpassing the previous club record of three and also establishes the franchise record for most assists (19) in a playoff year, surpassing the previous record of 15 held by Pavel Bure in 1994 and most assists in a playoff series (11) surpassing the previous mark of eight recorded by Alex Mogilny in 1996 vs COL. Henrik had 19 assists at the conclusion of the playoffs.

**2011:** The Vancouver Canucks establish a franchise record for the fastest three goals to be scored in a playoff game separated by 1:55 (Ryan Kesler 9:16 and Sami Salo 10:55 and 11:11, 2nd period). The previous mark was 2:18 established on Apr. 13/89 vs CGY (Jim Sandlak 17:26, Rich Sutter 19:29 and Garth Butcher 19:44, 2nd period).

## MAY 27

**1992:** Ryan Walter is named the Bud Light/NHL Man-of-the-Year for his work within the community.

## JUNE

### JUNE 1

**2011:** The Canucks enter Game 1 of the Stanley Cup Final for the third time in franchise history.

### JUNE 2

**1994:** Vancouver plays hockey in the month of June for the first time in Game 2 of the Stanley Cup Final. NY Rangers win 3-1 at Madison Square Gardens. Pavel Bure has his 16 game point streak, two games shy of the NHL record, snapped.

### JUNE 3

**1997:** The Vancouver Canucks unveil a new logo, uniform and team colours to the city of Vancouver in a day-long event which started with players appearing all over the city and was highlighted by a kick off rally at the Vancouver Art Gallery.

### JUNE 4

**1996:** Tom Renney is hired as Head Coach of the Vancouver Canucks becoming the 13th head coach in Canucks history.

**2001:** Canucks unveil their new mascot at Canuck Place. The new mascot, an orca whale, was later named Fin through a contest.

**2011:** Vancouver Canucks Mascot Fin celebrates his 10th birthday. Fin has made almost 1,350 appearances in the community and has reached out to approximately 60,000 students with his Fin's Friends program over the last five years.

### JUNE 5

**2001:** The Canucks reach a new five-year deal with the Manitoba Moose of the AHL, to be the club's new farm team.

### JUNE 7

**1989:** The Canucks have three finalists for the NHL's major trophies for the first time in club history. At the awards presentation ceremonies, Trevor Linden finishes second in Calder Trophy voting, Bob McCammon is runner-up for the Jack Adams Trophy and Kirk McLean is third in voting for the Vezina Trophy.

### JUNE 8

**1989:** Trevor Linden is named The Hockey News Rookie-of-the-Year, as selected via fan balloting.

### JUNE 10

**1970:** Vancouver makes defenceman Gary Doak (from Boston) its first selection in the NHL expansion draft. Other top selections were, in order; Orland Kurtenbach, Ray Cullen, Pat Quinn and Rosaire Paiement.

### JUNE 11

**1970:** Canucks make defenceman Dale Tallon of Toronto Marlboros their first selection in the Amateur Draft, behind Buffalo's choice of Gilbert Perreault.

**2008:** Trevor Linden announces his retirement after 19 NHL seasons, recording 867 points (375-492-867) in 1382 regular season games with the Canucks, Montreal Canadiens, New York Islanders and Washington Capitals. In 1991/92, Linden is named Canucks captain, becoming the youngest captain in the NHL at 21 and served in this position for seven seasons. Linden also played in 124 Stanley Cup Playoff games, recording 99 points (34-65-99) and 104 penalty minutes. Of his 124 playoff games, 118 came in a Canucks uniform, highlighted by his 25 points (12-13-25) in 24 games during the Canucks 1994 Stanley Cup run that concluded in a Game 7 versus the New York Rangers. Linden played in his final game on April 5, 2008 versus the Calgary Flames.

### JUNE 12

**2003:** The National Hockey League Players' Association announce that Markus Naslund is the recipient of the 2003 Lester B. Pearson Award for most outstanding player during the NHL regular season.

as voted by members of the NHLPA. Senator Frank Mahovlich, member of the Hockey Hall of Fame and Honorable member of the Canadian Senate, presented the award to Naslund in a ceremony hosted by John Davidson at the Hockey Hall of Fame.

## JUNE 14

**1994:** Kirk McLean sets an NHL record for minutes played in the playoffs (1,544) but the Canucks lose Game 7 of the Stanley Cup Final 3-2 to the NY Rangers.

**2007:** Canucks Head Coach, Alain Vigneault is named winner of the Jack Adams Award at the 2007 NHL Awards Show in Toronto. Vigneault earns Coach of the Year honours after leading Vancouver to a franchise record 49 wins and season-high 105 points. Vigneault was a finalist for the Jack Adams Award while serving as Head Coach of the Montreal Canadiens in the 1999-00 season.

## JUNE 16

**1992:** Pavel Bure receives the Calder Trophy as the League's top rookie, becoming the first Vancouver player to win a post-season award. Head Coach Pat Quinn captures the Jack Adams trophy as NHL Coach of the Year, the first coach to win the award with two different teams. Quinn also receives Coach of the Year honours by the Sporting News and the Hockey News. Goaltender Kirk McLean is voted a Second Team All-Star, the first Canuck to earn All-Star status.

**1994:** Pavel Bure is selected the NHL's First Team All-Star Right Winger. He is the first Canuck to achieve the honor. It is the same day he signs a multi-year contract with the Canucks that makes him the highest paid player in franchise history.

## JUNE 18

**1996:** Goaltender Corey Hirsch is named to the NHL All-Rookie Team. Hirsch finishes the season with a 2.93 GAA after appearing in 41 games for a record of 17-14-6.

**1999:** The Canucks announce Jack McIlhargey and Mike Johnston as Assistant Coaches of the club, joining Head Coach Marc Crawford. The team also announces Stan Smyl as the new Head Coach of the Syracuse Crunch, Vancouver's top minor-league affiliate.

## JUNE 19

**2000:** The Canucks reach a deal with the Kansas City Blades of the IHL, to be the team's new farm team.

## JUNE 20

**2006:** Alain Vigneault named the 16th Head Coach in Vancouver Canucks history.

## JUNE 21

**2010:** Canucks name Claude Noel as new head coach of AHL affiliate, the Manitoba Moose.

## JUNE 22

**1998:** Brian Burke is hired as President and General Manager of the Vancouver Canucks.

**2007:** Aquilini Investment Group complete the purchase of the Vancouver Canucks after acquiring the 50 percent interest of former partner, John McCaw, becoming the first local ownership group of the franchise in more than a decade.

**2011:** Canucks centre Ryan Kesler is awarded the Frank Selke Trophy as "the forward who best excels in the defensive aspects of the game" for the first time in franchise history.

**2011:** Daniel Sedin is named recipient of Ted Lindsay Award as the "most outstanding player" in the NHL as voted by fellow members of the NHLPA.

**2011:** Daniel Sedin becomes the second player in franchise history to claim the Art Ross Trophy. With twin brother Henrik claiming the award in 2009-10, this marks the first time in League history that brothers have won scoring titles in consecutive seasons.

**2011:** Roberto Luongo and Cory Schneider win the Jennings Trophy presented "to the goalkeeper(s) having played a minimum of 25 games for the team with the fewest goals scored against".

**2011:** Canucks President & General Manager Mike Gillis is named General Manager of the Year.

**2011:** Daniel and Henrik Sedin named to the NHL First All-Star Team. This is the first time brothers have been voted to the team since Hockey Hall of Famers Phil and Tony Esposito took First Team honours in 1969-70.

## JUNE 25

**2009:** Canucks Equipment Manager Pat O'Neill and Head Athletic Trainer Mike Burnstein are added to the Team Canada support staff for the 2010 Winter Olympics in Vancouver.

## JUNE 26

**1999:** The Canucks make three trades on the morning of the NHL Entry Draft in Boston to secure the second and third overall selections. With the picks, Canucks President and General Manager, Brian Burke selects Daniel and Henrik Sedin of Modo in the Swedish Elite League.

## JUNE 27

**2011:** Vancouver Canucks and Chicago Wolves announced that the Canucks will enter into a new affiliation agreement with the Chicago Wolves of the American Hockey League through 2012-13.

## JUNE 28

**2001:** Canucks extend the contract of captain Markus Naslund through the 2004-05 season. Naslund set new career highs with 41 goals and 75 points in 2000-01.

## JULY

### JULY 1

**1989:** Canucks President Pat Quinn flies to Moscow and signs Soviet star centre Igor Larionov to a multi-year contract.

### JULY 3

**1991:** Stan Smyl retires as the Canucks all-time leader in games played (896), goals (262), assists (411) and points (673). He is named Assistant Coach.

### JULY 4

**1996:** Canucks Equipment Manager Pat O'Neill becomes the first recipient of the Larry Ashley Award. The Larry Ashley Award is presented to the trainer or equipment manager that best exemplifies the character and commitment to excellence displayed by Ashley throughout his career.

### JULY 5

**2006:** Vancouver Canucks and Manitoba Moose name Scott Arniel as Head Coach of the AHL affiliate.

### JULY 6

**2010:** Canucks and Rogers Communications Inc. announce an alliance giving Rogers the arena naming and telecommunication sponsorship rights.

### JULY 8

**1995:** Canucks reunite former Junior Hockey teammates Alexander Mogilny and Pavel Bure by acquiring Mogilny and a 5th round pick in exchange for Mike Peca, Mike Wilson and their 1st round pick (14th overall) at the 1995 NHL Entry Draft.

### JULY 13

**1999:** The Canucks sign unrestricted free agent Andrew Cassels.

### JULY 17

**1997:** Trail Smoke Eaters' trainer Ken Caputo becomes the second recipient of the Larry Ashley Award.

# ON THIS DAY IN CANUCKS HISTORY

## JULY 22

**2005:** National Hockey League owners unanimously ratify the new collective bargaining agreement, bringing an official end to the 310-day lockout. One day prior, NHL players formally accepted the new deal with 87 percent of the membership voting in favour of the deal.

## JULY 28

**1997:** The Vancouver Canucks sign unrestricted free agent Mark Messier.

**1999:** 1999 First Round Draft Picks, Daniel and Henrik Sedin, both sign their first NHL contract with the Canucks.

## AUGUST

### AUGUST 10

**1994:** Rick Ley is hired as Head Coach of the Vancouver Canucks, becoming the 12th coach in the Canucks history.

### AUGUST 15

**2005:** The Vancouver Canucks and Manitoba Moose name Alain Vigneault as the Moose's Head Coach.

### AUGUST 18

**1998:** David Nonis is named Senior Vice-President, Hockey Operations. Steve Tambellini is named Vice-President, Player Personnel. Mike Penny is named Vice-President, Amateur Scouting and Shawn Dineen is named Professional Scout.

### AUGUST 20

**1996:** Team Canada and Team U.S.A. play a pre-tournament game for the inaugural World Cup of Hockey at General Motors Place.

### AUGUST 29

**1996:** Team Canada defeats Team Russia 5-3 at General Motors Place in the first game of the World Cup of Hockey tournament. Trevor Linden plays for Canada while Alexander Mogilny plays for Team Russia. Trevor Linden records one assist in the game on a goal by Vincent Damphousse.

**1996:** The National Hockey League announces the 1998 NHL All-Star game will be played at General Motors Place. This is the second NHL All-Star Game to be played in Vancouver; the other was in 1977.

## SEPTEMBER

### SEPTEMBER 8

**1995:** Pavel Bure changes jersey numbers from #10 to #96.

### SEPTEMBER 15

**2000:** Canucks complete the American Airlines/NHL Challenge in Stockholm, Sweden. The Canucks held training camp in Sweden and defeated MoDo 5-2 and Djurgarden 2-1 to win the exhibition tournament.

**2000:** Canucks name Markus Naslund team captain in Stockholm, Sweden, following their overtime victory over Djurgarden. Naslund becomes the 11th captain in Canucks history.

**2004:** Unable to reach an amicable deal for both the NHL and NHLPA, NHL commissioner Gary Bettman announces a lockout.

### SEPTEMBER 16

**1995:** Head Medical Trainer, Larry Ashley, passes away after battling a lengthy illness. Larry cared for Canucks players for 14 seasons and, in his memory, players wear the initials "LA" on their helmets. In recognition of Larry's service and contribution to the Vancouver Canucks Hockey Club, the training centre at General Motors Place is named the "Larry Ashley Training Facility."

**2001:** The Canucks hold their annual Blue-Silver intra-squad game at General Motors Place. Club raises \$134,250.25 for the American Red Cross Disaster Relief Fund in support of September 11th.

## SEPTEMBER 17

**2011:** Vancouver Canucks engineers design and unveil new curved glass system to enhance player safety. The NHL implements this design League-wide.

## SEPTEMBER 21

**1992:** Play-by-play broadcaster Jim Robson is named to the Hockey Hall of Fame.

## SEPTEMBER 23

**1995:** The Vancouver Canucks play their first pre-season game at General Motors Place. Jeff Brown scored the first goal in the new facility in the Canucks 4-3 win over the Mighty Ducks of Anaheim.

## SEPTEMBER 25

**2001:** Canucks new mascot is officially named "Fin." The name was chosen from more than 2,000 fan entries.

## SEPTEMBER 28

**1995:** Trevor Linden signs a multi-year deal.

## SEPTEMBER 30

**2008:** Roberto Luongo is named the 12th captain in team history. He is the first goaltender in Canucks history to be named captain and the first goaltender in League history to be named captain since Montreal's Bill Durnan in 1947. Mattias Ohlund, Willie Mitchell and Ryan Kesler are named alternate captains.

## OCTOBER

### OCTOBER 1

**2010:** Canucks Sports & Entertainment acquires ownership of the Vancouver Millionaires trademarks, including the name "Vancouver Millionaires", the inaugural classic "V" logo, the Vancouver Maroons "V" and design and the web domain [www.vancouvermillionaires.com](http://www.vancouvermillionaires.com).

### OCTOBER 2

**2001:** Canucks unveil their new "Third Jersey" at a downtown press conference. The new "Third Jersey" is predominantly a two-colour jersey with a strong deep red and deep blue, accented with silver. It is the second alternate jersey in team history.

### OCTOBER 3

**1997:** Trevor Linden passes Canucks' captaincy on to Mark Messier while team is in Tokyo, Japan for "GAME ONE '97". Messier becomes 10th captain in team history.

### OCTOBER 4 & 5

**1997:** "GAME ONE '97" The Vancouver Canucks play the Mighty Ducks of Anaheim in a two-game series at Yoyogi Arena in Tokyo, Japan. The two split the games by a score of 3-2 in each game. It marked the first NHL game in history to be played outside North America. Scott Walker becomes the first player to score a NHL regular season goal outside North America. Attendance is 10,500 (sellout) for both games.

### OCTOBER 5

**1989:** Canucks open their 20th NHL campaign with a 4-1 setback to the Edmonton Oilers. Igor Larionov and Vladimir Krutov become the first Soviet players ever to appear in a Canuck uniform.

### OCTOBER 6

**2002:** Introduced by royal trumpets while entering on a red carpet, Queen Elizabeth II drops the ceremonial first puck before an exhibition game between Vancouver and San Jose. The British monarch, who last attended a hockey game 51 years ago, drops the puck between Canucks captain Markus Naslund and Mike Ricci of the Sharks. The 76-year-old monarch, flanked by local minor hockey league players, is led to the centre of the rink – where she is joined

by Wayne Gretzky, the NHL's all-time leading scorer, and executive director of the gold medal-winning 2002 Canadian Olympic Hockey Team. Also at centre ice are Cassie Campbell, captain of the Canadian women's Olympic team, Canucks and Team Canada defenceman Ed Jovanovski and Hall of Fame television broadcaster Howie Meeker. The Queen is visiting Vancouver with her husband, Prince Philip, Duke of Edinburgh, as part of a 12-day tour of Canada, celebrating the 50th anniversary of her rule.

## OCTOBER 7

**1989:** Vladimir Krutov becomes the first Soviet player to score a goal in a Vancouver uniform. The goal is assisted by Igor Larionov. Vancouver beats Detroit 5-3.

## OCTOBER 8

**2000:** With their comeback 5-4 victory at Tampa Bay, the Canucks become just the third club since 1983.84 (the season when the 5:00 overtime rule was introduced) to win a game in regulation in which it trailed by two or more goals with three or fewer minutes remaining.

## OCTOBER 9

**1970:** Canucks play their first NHL game, losing 3-1 to the LA Kings at the Pacific Coliseum. Barry Wilkins scores the Canucks first goal at 2:14 of the third period against netminder Denis DeJordy. Attendance was 15,062.

**1995:** The Vancouver Canucks play the first regular season game at General Motors Place. The Canucks are defeated 5-3 by the Detroit Red Wings. Mike Ridley records the first regular season goal at General Motors Place. Kirk McLean plays in goal.

**1999:** In a pre-game ceremony, the Canucks unveil the 30 Greatest Canucks to celebrate the team's 30th year in the NHL.

**2005:** General Motors Place celebrates its tenth anniversary since the Canucks played their first regular season game at the venue.

**2008:** The Vancouver Canucks honour the memory of former Canucks defenceman Luc Bourdon in a moving ceremony prior to the season opening game. Luc's family was present to witness a video tribute and moment of silence. Earlier the same day, the Canucks and members of Bourdon's family unveiled the Luc Bourdon Wall of Dreams, a living legacy to everyone in the Canucks family and salute to minor hockey. The Luc Bourdon Wall of Dreams contains 191 pucks representing BC Hockey membership – a visual salute to Luc and what he represented.

**2010:** Henrik Sedin is named the 13th captain in team history. Kevin Bieksa, Ryan Kesler, Manny Malhotra and Daniel Sedin are named alternate captains. Original Canucks captain Orland Kurtenbach presents Henrik with the 'C' in front of a sold-out crowd for Vancouver's home opener of the franchise's 40th NHL season.

## OCTOBER 10

**2002:** For the first time in Canucks history the club begins the regular season with a shutout victory. Dan Cloutier stopped all 19 shots in the 3-0 win at Calgary.

## OCTOBER 11

**1970:** Canucks earn their first NHL victory in their second game, a 5-3 win at home over Toronto. Wayne Maki scores two goals in the game.

## OCTOBER 14

**1979:** Edmonton's Wayne Gretzky scores his first NHL goal, against Canuck netminder Glen Hanlon, in a 4-4 tie at the Pacific Coliseum.

## OCTOBER 20

**1971:** Canucks are blanked for the first time in club history, losing 7-0 in Minnesota.

## OCTOBER 23

**1998:** Mark Messier scores the 600th goal of his NHL career at Florida at 12:58 of the third period against Florida's Kirk McLean.

## OCTOBER 25

**2009:** Roberto Luongo records his first shutout of the season, his 21st with the Canucks, passing Kirk McLean for the franchise record for most career shutouts with Vancouver.

## OCTOBER 26

**2010:** Canucks first franchise Captain, Orland Kurtenbach, becomes the first inductee into the Canucks Ring of Honour.

## OCTOBER 27

**1971:** Canucks play to their first ever NHL shutout, skating to a 0-0 tie at Maple Leaf Gardens in Toronto. Dunc Wilson stopped 34 Leafs shots while the Canucks fired 20 at Toronto netminder Bernie Parent.

## OCTOBER 28

**2011:** Canucks launch 'Heart of a Canuck' local heroes program honouring local heroes who have made a difference in communities across British Columbia.

## OCTOBER 31

**1991:** Pavel Bure signs a multi-year contract and five days later plays in his first NHL game against Winnipeg.

# NOVEMBER

## NOVEMBER 1

**1991:** Kirk McLean is named NHL Player-of-the-Month for October after posting a 9-2-1 record and a 2.37 GAA. He is the first Canuck to receive the honour.

## NOVEMBER 2

**1999:** Peter Schaefer is named NHL Rookie-of-the-Month for October. Schaefer recorded six goals and six assists in 13 games.

## NOVEMBER 3

**1991:** The Canucks honour Stan Smyl by retiring his No. 12 jersey.

## NOVEMBER 4

**1974:** Canucks trade Barry Wilkins, the scorer of Vancouver's first ever goal in the NHL, to Pittsburgh for defenceman Ab Demarco.

**1997:** Vancouver Canucks President and General Manager Pat Quinn is relieved of his duties after serving in his position for 10 years. Interim General Manager duties are divided by Senior Vice-President, Hockey Operations Steve Tambellini, Head Coach Mike Keenan and Assistant GM Mike Penny.

## NOVEMBER 5

**1970:** Canucks record their first road victory, 4-1 at Buffalo. Canucks goalie Dunc Wilson stops the team's first penalty shot against Sabre Paul Andrea.

**1987:** Stan Smyl appears in his 684th game, passing Harold Snepsts as the Canucks all-time leader in regular season appearances. The Canucks win 4-3 in Philadelphia.

## NOVEMBER 8

**1978:** Dennis Kearns becomes first player in Canuck history to play in 500 games as Vancouver wins 6-4 in Detroit.

## NOVEMBER 9

**1995:** Pavel Bure is checked by Steve Smith of the Chicago Blackhawks at the United Center in Chicago. Bure tore his anterior cruciate ligament and misses the remainder of the season. Bure appeared in 15 games and recorded six goals and seven assists. Pavel underwent arthroscopic anterior cruciate ligament reconstructive surgery at UBC Hospital seven days later.

## NOVEMBER 12

**1996:** John McCaw agrees to purchase all shares in Orca Bay held by Arthur Griffiths.

# ON THIS DAY IN CANUCKS HISTORY

## NOVEMBER 13

---

**1997:** Head Coach Tom Renney and Assistant Coach Terry Banges are relieved of their duties. Mike Keenan is hired as the 14th Canucks Head Coach in history.

## NOVEMBER 14

---

**1989:** Brian Bradley scores at 17:12 of the first period against the Washington Capitals, registering the 5,000th goal in franchise history. The Capitals goaltender is Bob Mason.

**1996:** Mike Fountain becomes the 19th goaltender in NHL history to record a shutout in his first NHL game by defeating the New Jersey Devils 3-0 in New Jersey.

**1996:** Dave Babych plays in his 300th game as a Vancouver Canuck becoming only the third player in NHL history to appear in 300 games with three different teams. Babych's 300th game as a Canuck is played vs the Devils in New Jersey.

## NOVEMBER 16

---

**1996:** Gino Odjick becomes the Canucks all-time penalty minute leader after passing Garth Butcher's record of 1,668 in a Canucks uniform. The record was set in Montreal vs the Canadiens.

**2004:** Francesco Aquilini becomes a local ownership partner for John McCaw and the Vancouver Canucks, purchasing 50 percent of the hockey club and General Motors Place.

## NOVEMBER 17

---

**1988:** Trevor Linden scores his first NHL hat trick, with three goals and one assist, in a 7-6 loss at Minnesota. Defenceman Harold Snepsts, who along with Stan Smyl is playing in his club record 11th season as a Canuck, becomes only the second Vancouver player to appear in 700 games.

## NOVEMBER 19

---

**1972:** Bobby Schmautz strikes for a club record-tying four goals and becomes the first Canuck to record hat tricks in consecutive games. The Canucks defeat Buffalo 9-5.

**1981:** Harold Snepsts becomes third player in Canuck history to appear in 500 games. Vancouver defeats Detroit 8-3.

## NOVEMBER 20

---

**1983:** Tony Tanti scores his 20th goal of the season in an 8-3 win over Los Angeles. He becomes the fastest Canuck to reach 20 goals, attaining the mark in 21 games.

## NOVEMBER 22

---

**1985:** Stan Smyl scores his 200th career goal, becoming the first player in Canucks history to achieve that milestone. Vancouver loses 6-5 to New Jersey.

## NOVEMBER 23

---

**2007:** Roberto Luongo establishes a shutout streak stretching over five games from November 23 to December 2. The streak included three consecutive shutouts vs Chicago, Anaheim and Columbus. The Canucks netminder sets a new franchise record and surpasses his personal best record playing 210:34 without allowing a goal.

**2010:** Kirk McLean is inducted into the Canucks Ring of Honour. McLean was a Vancouver Canucks goaltender for 11 seasons and backstopped the team to their second ever Stanley Cup Final in 1994.

## NOVEMBER 25

---

**2002:** Trevor Linden scores his 263rd goal in a Canucks uniform surpassing the club record held by Stan Smyl. Linden's goal on Manny Fernandez was scored short-handed in the third period of Vancouver's 2-1 win at Minnesota.

**2011:** Sami Salo records his 20th overtime goal in a Canucks uniform, passing Mattias Ohlund as the Canucks defencemen with the most overtime goals in franchise history.

## NOVEMBER 26

---

**1986:** Petri Skriko scores his third hat trick in eight days, leading the Canucks to a 5-3 win over Los Angeles. Skriko, named the NHL's Player-of-the-Week for Nov. 17-23, enjoys the hottest scoring period of any player in Canuck history, scoring 12 goals and 2 assists for 14 points in a span of five games.

## NOVEMBER 30

---

**2002:** Canucks defeat Florida 5-2, extending their winning streak to 10 games. The club record includes five wins at home and on the road with the Canucks outscoring their opponents 41-20 during the 10 games.

## DECEMBER

---

### DECEMBER 1

---

**1996:** Trevor Linden's "Iron man" streak of 482 consecutive regular season NHL games played comes to an end vs Philadelphia when Trevor suffers a grade-two medial collateral ligament sprain in his knee.

### DECEMBER 2

---

**2002:** Goaltender Dan Cloutier is named NHL Player-of-the-Month for November. Cloutier becomes just the fourth Canuck to win the award. During the month of November, Cloutier posted an 11-1-0 record with a .920 save percentage and a 2.15 GAA.

### DECEMBER 4

---

**1996:** Jyrki Lumme passes Doug Lidster as the Canucks all-time leading scorer among defencemen when he scores a goal in the first period vs the Buffalo Sabres. The goal is Lumme's 66th goal as a Vancouver Canuck.

### DECEMBER 5

---

**1976:** Canucks celebrate their 500th franchise game in the NHL with a 4-2 win over Chicago.

**2007:** Markus Naslund becomes the franchise's outright leader for points scored in a Canucks uniform with an assist at Chicago for a total of 725 points, surpassing the former record held by Trevor Linden (724). Naslund finished the season with a total of 756 points scored as a Canuck (346-410-756).

### DECEMBER 7

---

**1995:** Orca Bay officially launch Orca Bay Online, a worldwide Internet web site ([www.orcabay.com](http://www.orcabay.com)), providing the latest information on the Vancouver Canucks, the Vancouver Grizzlies, Winning Spirit retail stores and the Greater Vancouver Open.

### DECEMBER 8

---

**1987:** Stan Smyl becomes first Canuck to appear in 700 regular season games. Vancouver drops a 3-2 decision to Minnesota.

### DECEMBER 9

---

**2005:** The Canucks play host to the Ottawa Senators at General Motors Place in front of the 100th consecutive sell-out crowd. The sell-out streak dates back to November 14, 2002 and consists of 88 regular season games and 12 playoff games.

### DECEMBER 11

---

**2010:** Markus Naslund's sweater is retired and the number 19 is raised to the rafters of Rogers Arena, joining Stan Smyl's number 12 and Trevor Linden's number 16.

**2010:** Goaltender Cory Schneider collects two assists against the Tampa Bay Lightning to establish a franchise record for most assists in a game by a goalie.

### DECEMBER 12

---

**1970:** Orland Kurtenbach becomes first Canuck to tally three goals in a game in a 5-2 win over California.



## DECEMBER 13

**1992:** Vancouver and Quebec play to a 3-3 overtime tie, ending Vancouver's club record nine-game home winning streak.

**2001:** Canucks winger Jarkko Ruutu is named to the 2002 Finnish Men's Olympic Hockey Team. Ruutu went on to play four games for Team Finland at the Winter Games.

## DECEMBER 15

**1970:** Canucks defeat Philadelphia 3-2 for their sixth straight home victory, establishing a club record. Vancouver goes 10-3-2 in the first 15 home games of its existence.

**2001:** Canucks defenceman Ed Jovanovski is named to the 2002 Canadian Men's Olympic Hockey Team.

**2011:** Henrik Sedin collects his 700th career point, becoming just the ninth Swedish born NHL player to accomplish the feat.

## DECEMBER 16

**1988:** Goodwill ambassador Walter "Babe" Pratt, an original member of the Canuck organization and also a member of the Hockey Hall of Fame, passes away at the age of 72 while in attendance at a Canuck-Flames contest in the Pacific Coliseum.

## DECEMBER 17

**1997:** Canucks draft choices Josh Holden, Brad Ference, Zenith Komarniski and Matt Cooke selected to Canadian National Junior Team.

**2008:** Trevor Linden's sweater is retired and the number 16 is raised to the rafters of GM Place joining Stan Smyl's number 12; only the second number retired in Canucks franchise history.

## DECEMBER 18

**1997:** Arturs Irbe stops 38 shots in a 0-0 tie with the Sharks. Only the second scoreless tie in franchise history – last one: Oct. 27, 1971 at Toronto (Dunc Wilson).

**2008:** Canucks sign free-agent centre Mats Sundin.

## DECEMBER 21

**2005:** Todd Bertuzzi and Ed Jovanovski are named to the 2006 Canadian Men's Olympic Team. Vancouver Canucks Vice-President and Assistant General Manager Steve Tambellini also joins the team as Director, Player Personnel. In addition, Canucks Assistant Medical Trainer Jon Sanderson is named to Team Canada's medical staff.

## DECEMBER 22

**1995:** Alexander Mogilny records three goals in 2:55 to beat Tony Tanti's record of three goals in 6:46 set on January 7th, 1989 vs Pittsburgh. Mogilny records his goals at 16:45, 19:26 and 19:40 of the third period at Anaheim; Josef Beranek scores a goal at 17:49 of the third period to interrupt the three goals.

**2005:** Jarkko Ruutu and Sami Salo are named to Team Finland for the 2006 Winter Olympics. They would go on to win silver medals.

**2005:** Markus Naslund, Mattias Ohlund, Daniel Sedin and Henrik Sedin are named to Team Sweden for the 2006 Winter Olympics. The Sedin twins and Ohlund would go on to help Sweden win the gold medal at the 2006 Winter Olympics in Torino, Italy.

## DECEMBER 26

**1970:** Andre Boudrias becomes the first Canuck to score a goal with Vancouver two men short, scoring against Tony Esposito of Chicago. The goal was also the 100th in team history. Chicago won 4-2.

**1972:** Don Tannahill becomes the first Vancouver rookie to score three goals in a single game in a 4-3 win over California.

**2011:** Henrik Sedin appears in his 535th consecutive game, surpassing Brendan Morrison's previous franchise best ironman streak of 534 games. Henrik started the streak Mar. 21/04 vs CBJ.

## DECEMBER 27

**1992:** Petr Nedved is held pointless against Montreal, snapping his franchise record 15-game point streak. Nedved scored 15-9-24 over the 39 days.

**2009:** Henrik and Daniel Sedin are named to Team Sweden for the 2010 Winter Olympics.

## DECEMBER 28

**1977:** In their first exhibition game versus a touring Soviet club, the Canucks shutout Moscow Spartak 2-0. Rick Blight scores both goals.

**1991:** Goaltender Kirk McLean records his 20th victory in a 3-2 win at San Jose, becoming the fastest Canuck goaltender to reach the 20-win mark.

**2001:** Canucks equipment manager Pat O'Neill surpasses the 1,500 game milestone after 20 years in professional hockey. O'Neill was recognized by the Professional Hockey Athletic Trainers Society and the Society of Professional Hockey Equipment Managers for his achievements. The Canucks held a pre-game ceremony on March 10th to acknowledge the accomplishment.

## DECEMBER 29

**1996:** Canucks game vs San Jose Sharks is rescheduled due to extreme winter weather conditions. The previous cancellation of a Canucks game in Vancouver occurred on January 3rd, 1993 when the Canucks vs Tampa Bay game was cancelled due to extreme weather conditions.

**2009:** Pavol Demitra is named to Team Slovakia for the 2010 Winter Olympics. He would finish the tournament as the leading scorer (3-7-10 in 7 GP).

## DECEMBER 30

**2009:** Christian Ehrhoff is named to Team Germany for the 2010 Winter Olympics.

## DECEMBER 31

**1996:** The first Vancouver Canucks pay-per-view game is broadcast by Orca Bay. The game vs the Philadelphia Flyers is the first hockey game to be broadcast on pay-per-view in Canada and is the first of four games shown on pay-per-view.

**2009:** Sami Salo is named to Team Finland for the 2010 Winter Olympics. He would go on to win a bronze medal.

**2009:** Roberto Luongo is named to Team Canada for the 2010 Winter Olympics. He would go on to backstop Team Canada to a gold medal.

# CANUCKS AWARDS

## MIKE'S CUP WINNERS (FORMERLY MOLSON CUP WINNERS)

**Awarded annually to the player who receives the most game star selections during the season.**

2011.12	Roberto Luongo	1998.99	Garth Snow	1985.86	Richard Brodeur
2010.11	Roberto Luongo	1997.98	Pavel Bure	1984.85	Richard Brodeur
2009.10	Henrik Sedin	1996.97	Martin Gelinas	1983.84	Patrik Sundstrom
2008.09	Roberto Luongo	1995.96	Trevor Linden	1982.83	Thomas Gradin
2007.08	Roberto Luongo	1994.95	Kirk McLean	1981.82	Richard Brodeur
2006.07	Roberto Luongo	1993.94	Pavel Bure	1980.81	Richard Brodeur
2005.06	Alex Auld	1992.93	Pavel Bure	1979.80	Glen Hanlon
2004.05	-	1991.92	Pavel Bure	1978.79	Glen Hanlon
2003.04	Dan Cloutier	1990.91	Trevor Linden	1977.78	Cesare Maniago
2002.03	Markus Naslund	1989.90	Kirk McLean	1976.77	Cesare Maniago
2001.02	Markus Naslund	1988.89	Trevor Linden	1975.76	Bobby Lalonde
2000.01	Markus Naslund	1987.88	Kirk McLean		
1999.00	Mark Messier	1986.87	Petri Skriko		

## CYCLONE TAYLOR TROPHY

**The Canucks M.V.P. as selected by the fans.**

2011.12	Henrik Sedin	1996.97	Martin Gelinas	1981.82	Richard Brodeur
2010.11	Daniel Sedin	1995.96	Trevor Linden	1980.81	Richard Brodeur
2009.10	Henrik Sedin	1994.95	Trevor Linden	1979.80	Stan Smyl
2008.09	Ryan Kesler	1993.94	Pavel Bure	1978.79	Thomas Gradin
2007.08	Roberto Luongo	1992.93	Pavel Bure		Glen Hanlon
2006.07	Roberto Luongo	1991.92	Kirk McLean	1977.78	Cesare Maniago
2005.06	Alex Auld	1990.91	Trevor Linden	1976.77	Cesare Maniago
2004.05	-	1989.90	Kirk McLean	1975.76	Don Lever
2003.04	Markus Naslund	1988.89	Trevor Linden	1974.75	Gary Smith
2002.03	Markus Naslund	1987.88	Tony Tanti	1973.74	Gary Smith
2001.02	Markus Naslund	1986.87	Barry Pederson	1972.73	Orland Kurtenbach
2000.01	Markus Naslund	1985.86	Stan Smyl	1971.72	Orland Kurtenbach
1999.00	Mark Messier	1984.85	Richard Brodeur	1970.71	Orland Kurtenbach
1998.99	Markus Naslund	1983.84	Patrik Sundstrom		
1997.98	Pavel Bure	1982.83	Stan Smyl		

## CYRUS H. MCLEAN TROPHY

**Awarded annually to the Canucks leading point scorer at the end of the season.**

2011.12	Henrik Sedin	1997.98	Pavel Bure	1982.83	Stan Smyl
2010.11	Daniel Sedin	1996.97	Alexander Mogilny	1981.82	Thomas Gradin
2009.10	Henrik Sedin	1995.96	Alexander Mogilny	1980.81	Thomas Gradin
2008.09	Daniel Sedin &	1994.95	Pavel Bure	1979.80	Stan Smyl
	Henrik Sedin	1993.94	Pavel Bure	1978.79	Ron Sedlbauer
2007.08	Henrik Sedin	1992.93	Pavel Bure	1977.78	Mike Walton
2006.07	Daniel Sedin	1991.92	Trevor Linden	1976.77	Rick Blight
2005.06	Markus Naslund	1990.91	Trevor Linden	1975.76	Dennis Ververgaert
2004.05	-	1989.90	Dan Quinn	1974.75	Andre Boudrias
2003.04	Markus Naslund	1988.89	Petri Skriko	1973.74	Andre Boudrias
2002.03	Markus Naslund	1987.88	Tony Tanti	1972.73	Bobby Schmautz
2001.02	Markus Naslund	1986.87	Tony Tanti	1971.72	Andre Boudrias &
2000.01	Markus Naslund	1985.86	Petri Skriko		Orland Kurtenbach
1999.00	Markus Naslund	1984.85	Patrik Sundstrom	1970.71	Andre Boudrias
1998.99	Markus Naslund	1983.84	Patrik Sundstrom		

## BABE PRATT TROPHY

**The Canucks most outstanding defenceman as chosen by the fans.**

2011.12	Alex Edler	1997.98	Mattias Ohlund	1983.84	Rick Lanz
2010.11	Christian Ehrhoff	1996.97	Jyrki Lumme	1982.83	Doug Halward
2009.10	Christian Ehrhoff	1995.96	Jyrki Lumme	1981.82	Harold Snepsts
2008.09	Willie Mitchell	1994.95	Jeff Brown	1980.81	Kevin McCarthy
2007.08	Willie Mitchell	1993.94	Jyrki Lumme	1979.80	Harold Snepsts
2006.07	Kevin Bieksa	1992.93	Dana Murzyn	1978.79	Harold Snepsts
2005.06	Mattias Ohlund	1991.92	Jyrki Lumme	1977.78	Harold Snepsts
2004.05	-	1990.91	Doug Lidster	1976.77	Dennis Kearns
2003.04	Mattias Ohlund	1989.90	Paul Reinhart	1975.76	Dennis Kearns
2002.03	Ed Jovanovski	1988.89	Paul Reinhart	1974.75	Bob Dailey
2001.02	Ed Jovanovski	1987.88	Jim Benning	1973.74	Jocelyn Guevremont
2000.01	Ed Jovanovski	1986.87	Doug Lidster	1972.73	Barry Wilkins
1999.00	Mattias Ohlund	1985.86	Doug Lidster		
1998.99	Adrian Aucoin	1984.85	Doug Lidster		

## FRED J. HUME AWARD

**Awarded annually to the unsung hero as selected by the Canucks Booster Club.**

2011.12	Chris Higgins	1997.98	Brian Noonan	1983.84	Jiri Bubla
2010.11	Jannik Hansen	1996.97	Mike Sillinger	1982.83	Doug Halward
2009.10	Mason Raymond	1995.96	Martin Gelinias	1981.82	Lars Lindgren
2008.09	Steve Bernier	1994.95	Martin Gelinias	1980.81	Per-Olov Brasar
2007.08	Alex Burrows	1993.94	John McIntyre	1979.80	Kevin McCarthy
2006.07	Kevin Bieksa	1992.93	Cliff Ronning	1978.79	Harold Snepsts
2005.06	Jarkko Ruutu	1991.92	Garry Valk	1977.78	Hilliard Graves
2004.05	–	1990.91	Steve Bozek	1976.77	Hilliard Graves
2003.04	Brent Sopel	1989.90	Steve Bozek	1975.76	Mike Robitaille
2002.03	Matt Cooke	1988.89	Rich Sutter	1974.75	Garry Monahan
2001.02	Scott Lachance	1987.88	Rich Sutter	1973.74	Don Lever
2000.01	Murray Baron	1986.87	Garth Butcher	1972.73	Dennis Kearns
1999.00	Andrew Cassels	1985.86	Brent Peterson	1971.72	Ron Ward
1998.99	Adrian Aucoin	1984.85	Doug Lidster	1970.71	Barry Wilkins

## MOST EXCITING PLAYER

2011.12	David Booth	1997.98	Pavel Bure	1983.84	Tony Tanti
2010.11	Ryan Kesler	1996.97	Martin Gelinias	1982.83	Darcy Rota
2009.10	Alex Burrows	1995.96	Alexander Mogilny	1981.82	Thomas Gradin
2008.09	Alex Burrows	1994.95	Pavel Bure	1980.81	Tiger Williams
2007.08	Alex Burrows	1993.94	Pavel Bure	1979.80	Stan Smyl
2006.07	Roberto Luongo	1992.93	Pavel Bure	1978.79	Thomas Gradin
2005.06	Anson Carter	1991.92	Pavel Bure	1977.78	Hilliard Graves
2004.05	–	1990.91	Trevor Linden	1976.77	Bobby Lalonde
2003.04	Todd Bertuzzi	1989.90	Brian Bradley	1975.76	Bobby Lalonde
2002.03	Todd Bertuzzi	1988.89	Trevor Linden	1974.75	Bobby Lalonde
2001.02	Todd Bertuzzi	1987.88	Tony Tanti	1973.74	Don Lever
2000.01	Markus Naslund	1986.87	Tony Tanti	1972.73	Bobby Schmautz
1999.00	Todd Bertuzzi	1985.86	Tony Tanti	1971.72	Andre Boudrias
1998.99	Markus Naslund	1984.85	Tony Tanti	1970.71	Andre Boudrias

## NHL AWARDS

### AWARDS

#### Hart Memorial Trophy

2010 Henrik Sedin

#### Art Ross Trophy

2011 Daniel Sedin

2010 Henrik Sedin

#### Frank J. Selke Trophy

2011 Ryan Kesler

#### Scotiabank Fan Fav Award

2009 Roberto Luongo

#### Jack Adams Award

2007 Alain Vigneault

1992 Pat Quinn

#### General Manager of the Year

2011 Mike Gillis

#### William M. Jennings Trophy

2011 Roberto Luongo & Cory Schneider

#### Ted Lindsay Award (Lester B. Pearson)

2011 Daniel Sedin

2003 Markus Naslund

#### NHL Foundation Player Award

2008 Trevor Linden

#### King Clancy Award

1997 Trevor Linden

#### Calder Trophy

1992 Pavel Bure

#### Bud Light/NHL Man-of-the-Year

1992 Ryan Walter

## NHL ALL-STARS

### ALL-STARS

LW	<b>Daniel Sedin</b>	First Team	2011	LW	Markus Naslund	First Team	2003	RW	Pavel Bure	First Team	1994
C	<b>Henrik Sedin</b>	First Team	2011	RW	Todd Bertuzzi	First Team	2003	G	Kirk McLean	Second Team	1992
C	<b>Henrik Sedin</b>	First Team	2010	LW	Markus Naslund	First Team	2002	C	Trevor Linden	All-Rookie Team	1989
LW	<b>Daniel Sedin</b>	Second Team	2010	D	Mattias Ohlund	All-Rookie Team	1998	RW	Jim Sandlak	All-Rookie Team	1987
G	<b>Roberto Luongo</b>	First Team	2007	RW	Alex Mogilny	Second Team	1996				
LW	Markus Naslund	First Team	2004	G	Corey Hirsch	All-Rookie Team	1996				

# REGULAR SEASON MONTHLY RECORDS

## ALL-STAR GAME REPRESENTATIVES

2012	<b>Daniel Sedin</b> <b>Henrik Sedin</b> <b>Alex Edler</b> Cody Hodgson (YoungStars)	2003	Markus Naslund Todd Bertuzzi Ed Jovanovski (Marc Crawford, first Canucks Head Coach named to coach All-Star Team)	1991	Trevor Linden 1990 Kirk McLean 1989 Paul Reinhart 1988 Greg Adams 1987 Rendez-Vous (no game) 1986 Tony Tanti 1985 Thomas Gradin 1984 Darcy Rota, (replaced Tony Tanti) 1983 John Garrett (replaced Richard Brodeur) 1982 Harold Snepsts 1981 Tiger Williams, Kevin McCarthy (vote) 1980 Lars Lindgren 1979 Challenge Cup (no game) 1978 Dennis Ververgaert 1977 Harold Snepsts 1976 Dennis Ververgaert 1975 Gary Smith (vote), Tracy Pratt 1974 Bobby Schmautz, Jocelyn Gueuremont 1973 Bobby Schmautz 1972 Dale Tallon 1971 Dale Tallon
2011	<b>Ryan Kesler</b> <b>Daniel Sedin</b> <b>Henrik Sedin</b> <b>Alain Vigneault (coach)</b>	2002	Markus Naslund Ed Jovanovski	2000	Mark Messier
2010	No All-Star Game	2001	Markus Naslund Ed Jovanovski	1999	Markus Naslund Mattias Ohlund
2009	<b>Roberto Luongo</b> <b>Mason Raymond</b> <b>(YoungStars Sophomore)</b>	1998	Pavel Bure Mark Messier	1997	Pavel Bure
2008	<b>Henrik Sedin</b> <b>Roberto Luongo</b> (Voted a starter – unable to attend)	1996	Alexander Mogilny Pavel Bure (fan vote, could not play due to injury)	1995	No All-Star Game
2007	<b>Roberto Luongo</b> (Voted a starter)	1994	Pavel Bure (fan vote)	1993	Pavel Bure (fan vote)
2006	No All-Star Game	1992	Trevor Linden, Kirk McLean		
2005	No All-Star Game				
2004	Markus Naslund (Western Conference Team Captain) Todd Bertuzzi (Voted a starter) Marc Crawford (Assistant Coach)				

## REGULAR SEASON MONTH BY MONTH RECORD

SEASON	OCT	NOV	DEC	JAN	FEB	MAR	APR	MAY
1970.71	3-6-2	6-7-1	5-7-0	1-10-2	3-7-1	5-8-2	1-1-0	
1971.72	4-7-2	3-7-2	2-8-0	5-6-1	2-12-1	3-10-2	1-0-0	
1972.73	3-7-1	5-7-1	3-7-4	3-9-1	2-11-1	6-6-1	DNP	
1973.74	4-3-1	1-9-3	3-8-2	4-9-1	5-5-3	5-8-1	2-1-0	
1974.75	5-3-2	10-3-2	5-4-1	3-10-0	5-5-1	5-7-4	3-0-0	
1975.76	3-6-2	5-5-3	5-4-1	5-5-4	7-7-1	6-5-4	2-0-0	
1976.77	4-7-1	2-10-1	4-9-1	5-6-2	3-7-2	6-2-6	1-1-0	
1977.78	3-3-2	3-7-3	4-5-4	4-7-3	2-9-2	3-11-2	1-1-1	
1978.79	4-5-1	5-8-1	4-8-1	4-6-4	2-6-3	5-9-1	1-0-2	
1979.80	4-3-3	6-5-3	4-8-1	1-11-1	4-5-3	5-5-5	3-0-0	
1980.81	6-3-1	7-4-4	4-4-5	3-5-5	2-9-2	6-5-2	0-2-1	
1981.82	4-5-3	7-5-1	3-7-4	3-7-3	7-3-3	4-6-3	2-0-0	
1982.83	4-6-2	5-5-4	4-6-2	4-7-2	4-7-1	9-4-3	0-0-1	
1983.84	5-6-1	6-6-1	4-8-2	4-8-2	7-7-1	6-4-2	DNP	
1984.85	1-10-0	3-9-2	4-6-3	5-7-2	5-5-1	7-7-0	0-2-1	
1985.86	5-4-2	4-9-1	4-8-1	3-6-3	2-7-2	4-7-4	1-3-0	
1986.87	2-7-1	5-8-1	4-8-1	4-8-3	4-7-2	7-5-0	3-0-0	
1987.88	2-6-1	6-7-1	4-8-3	4-9-2	5-8-0	3-8-2	1-0-0	
1988.89	5-5-2	6-7-3	4-7-0	5-6-2	8-5-0	5-7-1	0-2-0	
1989.90	7-5-1	2-7-3	3-7-4	2-11-1	6-6-2	5-5-3	DNP	
1990.91	6-6-0	6-6-2	5-9-1	2-9-2	5-6-2	4-7-2	DNP	
1991.92	9-3-1	7-4-2	6-4-3	7-3-1	5-6-2	7-5-2	1-1-1	
1992.93	5-4-1	9-5-1	9-1-1	6-4-5	6-5-0	5-8-1	6-2-0	
1993.94	7-3-0	7-7-0	5-8-0	6-5-2	5-5-1	8-8-0	3-4-0	
1994.95	–	–	–	1-3-1	4-4-5	6-6-2	7-5-3	0-0-1
1995.96	4-4-2	2-7-5	6-4-3	5-5-2	7-4-3	6-8-0	2-3-0	
1996.97	5-5-0	8-5-0	3-9-1	8-4-1	4-9-0	4-8-3	3-0-2	
1997.98	3-8-2	6-6-1	2-9-3	3-9-2	4-1-1	4-6-4	3-4-1	
1998.99	4-4-1	5-9-0	4-6-3	3-6-2	3-8-3	3-9-2	1-5-1	
1999.00	7-3-2 (1)	3-5-4	2-6-1 (2)	3-5-3 (3)	6-5-2	7-4-2 (2)	2-1-1	
2000.01	6-2-2 (1)	7-6-1 (1)	6-3-1 (2)	8-7-0	6-3-1 (1)	2-4-6 (2)	1-3-0	
2001.02	4-8-1	7-7-2	5-7-1	10-2-1 (1)	2-1-1 (2)	9-5-0	5-0-1	
2002.03	3-4-4	12-1-0	7-6-1	7-5-2	9-1-2	7-5-3 (1)	0-1-1	
2003.04	7-2-2	7-4-1 (2)	7-3-3	9-5-1	5-5-0 (2)	6-5-3 (1)	2-0-0	
2004.05	–	–	–	–	–	–	–	
2005.06	8-2-2	8-6-0	5-4-3	9-6-0	4-3-0	6-7-2	2-4-1	
2006.07	7-5-1	5-8-0	8-5-0	8-1-3	8-3-1	11-2-2	2-2-0	
2007.08	5-7-0	9-2-2	8-5-2	4-7-1	6-1-5	7-8-0	0-3-0	
2008.09	6-5-0	8-3-2	6-7-1	2-5-5	9-2-0	11-3-1	3-2-1	
2009.10	7-7-0	7-5-0	10-4-1	10-2-1	3-4-0	9-4-2	3-2-1	
2010.11	4-3-2	8-4-1	11-1-2	8-2-4	8-5-0	13-2-0	2-2-0	
2011.12	5-5-1	9-4-0	10-4-1	7-2-2	9-1-4	9-5-1	2-1-0	

SEASON	DATE	RESULT	HOME	VISITOR
2011.12	Oct. 6	Overtime	Vancouver	3
2010.11	Oct. 9	Overtime	Vancouver	1
2009.10	Oct. 1	Loss	Calgary	5
2008.09	Oct. 9	Win	Vancouver	6
2007.08	Oct. 5	Loss	Vancouver	1
2006.07	Oct. 5	Win	Detroit	1
2005.06	Oct. 5	Win	Vancouver	3
2004.05	—	—	—	—
2003.04	Oct. 9	Win	Vancouver	4
2002.03	Oct. 10	Win	Calgary	0
2001.02	Oct. 4	Loss	Vancouver	4
2000.01	Oct. 5	Loss	Philadelphia	6
1999.00	Oct. 2	Win	Vancouver	2
1998.99	Oct. 12	Win	Vancouver	4
1997.98	Oct. 4	Win	Vancouver	3
1996.97	Oct. 5	Win	Vancouver	3
1995.96	Oct. 9	Loss	Vancouver	3
1994.95	Jan. 20	Tie	Vancouver	1
1993.94	Oct. 6	Win	Los Angeles	2
1992.93	Oct. 6	Win	Edmonton	4
1991.92	Oct. 4	Win	Vancouver	4
1990.91	Oct. 4	Loss	Calgary	3
1989.90	Oct. 5	Loss	Vancouver	1
1988.89	Oct. 6	Tie	Vancouver	2
1987.88	Oct. 8	Win	Vancouver	8
1986.87	Oct. 11	Win	Vancouver	4
1985.86	Oct. 10	Win	Los Angeles	5
1984.85	Oct. 11	Loss	Vancouver	2
1983.84	Oct. 5	Loss	Vancouver	3
1982.83	Oct. 5	Win	Vancouver	2
1981.82	Oct. 6	Win	Vancouver	4
1980.81	Oct. 10	Win	Vancouver	5
1979.80	Oct. 9	Loss	Vancouver	2
1978.79	Oct. 11	Win	Vancouver	8
1977.78	Oct. 12	Loss	NY Rangers	6
1976.77	Oct. 6	Loss	Pittsburgh	9
1975.76	Oct. 8	Win	Minnesota	2
1974.75	Oct. 9	Tie	Vancouver	3
1973.74	Oct. 10	Loss	Boston	6
1972.73	Oct. 7	Win	Vancouver	3
1971.72	Oct. 8	Loss	Vancouver	2
1970.71	Oct. 9	Loss	Vancouver	1
				Los Angeles
				3

## HOME OPENERS

Season	R	Home	Visitor	Season	R	Home	Visitor
2011.12	O	Vancouver	3	1990.91	L	Vancouver	2
2010.11	O	Vancouver	1	1989.90	L	Vancouver	1
2009.10	L	Vancouver	3	1988.89	T	Vancouver	2
2008.09	W	Vancouver	6	1987.88	W	Vancouver	8
2007.08	L	Vancouver	1	1986.87	W	Vancouver	4
2006.07	L	Vancouver	4	1985.86	L	Vancouver	3
2005.06	W	Vancouver	3	1984.85	L	Vancouver	2
2004.05	—	—	—	1983.84	L	Vancouver	3
2003.04	W	Vancouver	4	1982.83	W	Vancouver	2
2002.03	W	Vancouver	5	1981.82	W	Vancouver	4
2001.02	L	Vancouver	4	1980.81	W	Vancouver	5
2000.01	L	Vancouver	2	1979.80	L	Vancouver	2
1999.00	W	Vancouver	2	1978.79	W	Vancouver	8
1998.99	W	Vancouver	4	1977.78	W	Vancouver	3
1997.98	W	Vancouver	3	1976.77	W	Vancouver	4
1996.97	W	Vancouver	3	1975.76	W	Vancouver	7
1995.96	L	Vancouver	3	1974.75	T	Vancouver	3
1994.95	T	Vancouver	1	1973.74	W	Vancouver	2
1993.94	L	Vancouver	1	1972.73	W	Vancouver	3
1992.93	W	Vancouver	5	1971.72	L	Vancouver	2
1991.92	W	Vancouver	4	1970.71	L	Vancouver	1
			San Jose				Los Angeles
			3				3

# SEASON OPENERS / SEASON BY SEASON

## ROAD OPENERS

Season	R	Home	Visitor	Season	R	Home	Visitor
2011.12	W	Columbus	2 Vancouver 3	1990.91	L	Calgary	3 Vancouver 2 OT
2010.11	L	Anaheim	4 Vancouver 3	1989.90	W	Edmonton	2 Vancouver 5
2009.10	L	Calgary	5 Vancouver 3	1988.89	W	Edmonton	2 Vancouver 6
2008.09	W	Calgary	4 Vancouver 5 OT	1987.88	W	Los Angeles	2 Vancouver 4
2007.08	W	Calgary	3 Vancouver 4 OT	1986.87	L	New Jersey	3 Vancouver 2
2006.07	W	Detroit	1 Vancouver 3	1985.86	W	Los Angeles	5 Vancouver 6
2005.06	O	Edmonton	4 Vancouver 3 SO	1984.85	W	Los Angeles	5 Vancouver 6 OT
2004.05	-	-	-	1983.84	L	St. Louis	3 Vancouver 2
2003.04	L	Columbus	3 Vancouver 2	1982.83	T	Los Angeles	3 Vancouver 3
2002.03	W	Calgary	0 Vancouver 3	1981.82	T	Calgary	1 Vancouver 1
2001.02	L	Colorado	5 Vancouver 4	1980.81	L	Chicago	4 Vancouver 2
2000.01	L	Philadelphia	6 Vancouver 3	1979.80	T	Edmonton	4 Vancouver 4
1999.00	T	Calgary	4 Vancouver 4	1978.79	T	Chicago	3 Vancouver 3
1998.99	L	Carolina	3 Vancouver 1	1977.78	L	NY Rangers	6 Vancouver 3
1997.98	L	Anaheim	3 Vancouver 2	1976.77	L	Pittsburgh	9 Vancouver 5
1996.97	L	Edmonton	2 Vancouver 0	1975.76	W	Minnesota	2 Vancouver 3
1995.96	T	Los Angeles	7 Vancouver 7	1974.75	W	St. Louis	4 Vancouver 6
1994.95	L	Detroit	6 Vancouver 3	1973.74	L	Boston	6 Vancouver 4
1993.94	W	Los Angeles	2 Vancouver 5	1972.73	L	NY Rangers	5 Vancouver 3
1992.93	W	Edmonton	4 Vancouver 5	1971.72	W	California	6 Vancouver 9
1991.92	W	San Jose	2 Vancouver 5	1970.71	L	St. Louis	4 Vancouver 1

## SEASON BY SEASON RECORDS

## PLAYOFFS

Season	GP	W	L	T	GF*	GA*	PTS	Div	Finish	GP	W	L	GF	GA
1970.71	78	24	46	8	229	296	56	6th		-	-	-	-	-
1971.72	78	20	50	8	203	297	48	7th		-	-	-	-	-
1972.73	78	22	47	9	233	339	51	7th		-	-	-	-	-
1973.74	78	24	43	11	224	296	59	7th		-	-	-	-	-
1974.75	80	38	32	10	271	254	86	1st		5	1	4	9	20
1975.76	80	33	32	15	271	272	81	2nd		2	0	2	4	8
1976.77	80	25	42	13	235	294	63	4th		-	-	-	-	-
1977.78	80	20	43	17	239	320	57	3rd		-	-	-	-	-
1978.79	80	25	42	13	217	291	63	2nd		3	1	2	9	15
1979.80	80	27	37	16	256	281	70	3rd		4	1	3	7	15
1980.81	80	28	32	20	289	301	76	3rd		3	0	3	7	13
1981.82	80	30	33	17	290	286	77	2nd		17	11	6	57	50
1982.83	80	30	35	15	303	309	75	3rd		4	1	3	14	17
1983.84	80	32	39	9	306	328	73	3rd		4	1	3	13	14
1984.85	80	25	46	9	284	401	59	5th		-	-	-	-	-
1985.86	80	23	44	13	282	333	59	4th		3	0	3	5	17
1986.87	80	29	43	8	282	314	66	5th		-	-	-	-	-
1987.88	80	25	46	9	272	320	59	5th		-	-	-	-	-
1988.89	80	33	39	8	251	253	74	4th		7	3	4	20	26
1989.90	80	25	41	14	245	306	64	5th		-	-	-	-	-
1990.91	80	28	43	9	243	315	65	4th		6	2	4	17	25
1991.92	80	42	26	12	285	250	96	1st		13	6	7	44	35
1992.93	84	46	29	9	346	278	101	1st		12	6	6	46	43
1993.94	84	41	40	3	279	276	85	2nd		24	15	9	76	61
1994.95	48	18	18	12	153	148	48	2nd		11	4	7	33	38
1995.96	82	32	35	15	278	278	79	2nd		6	2	4	17	24
1996.97	82	35	40	7	257	273	77	4th		-	-	-	-	-
1997.98	82	25	43	14	224	273	64	7th		-	-	-	-	-
1998.99	82	23	47	12	192	258	58	4th		-	-	-	-	-
1999.00	82	30	29	15(8)	227	237	83	3rd		-	-	-	-	-
2000.01	82	36	28	11(7)	239	238	90	3rd		4	0	4	9	16
2001.02	82	42	30	7(3)	254	211	94	2nd		4	2	4	16	22
2002.03	82	45	23	13(1)	264	208	104	2nd		14	7	7	34	47
2003.04	82	43	24	10(5)	235	194	101	1st		7	3	4	16	19
2004.05	-	-	-	-	-	-	-	-		-	-	-	-	-
2005.06	82	42	32	8	256	255	92	4th		-	-	-	-	-
2006.07	82	49	26	7	222	201	105	1st		12	5	7	21	26
2007.08	82	39	33	10	213	215	88	5th		-	-	-	-	-
2008.09	82	45	27	10	246	220	100	1st		10	6	4	30	28
2009.10	82	49	28	5	272	222	103	1st		12	6	6	43	41
2010.11	82	54	19	9	262	185	117	1st		25	15	10	58	69
2011.12	82	51	22	9	249	198	111	1st		5	1	4	8	12

\*Totals include shootout goals



# SEASON BY SEASON / ATTENDANCE

## HOME

Season	GP	W	L	T	GF*	GA*	PTS	PCT
1970.71	39	17	18	4	136	132	38	.487
1971.72	39	14	20	5	120	133	33	.423
1972.73	39	17	18	4	133	143	38	.487
1973.74	39	14	18	7	120	124	35	.449
1974.75	40	23	12	5	145	106	51	.638
1975.76	40	22	11	7	151	115	51	.638
1976.77	40	13	21	6	119	138	32	.400
1977.78	40	13	15	12	127	139	38	.475
1978.79	40	15	18	7	113	126	37	.463
1979.80	40	14	17	9	133	144	37	.463
1980.81	40	17	12	11	157	149	45	.563
1981.82	40	20	8	12	170	125	52	.650
1982.83	40	20	12	8	173	145	48	.600
1983.84	40	20	16	4	166	158	44	.550
1984.85	40	15	21	4	155	187	34	.425
1985.86	40	17	18	5	154	155	39	.488
1986.87	40	17	19	4	157	159	38	.475
1987.88	40	15	20	5	141	145	35	.438
1988.89	40	19	15	6	122	111	44	.550
1989.90	40	13	16	11	129	144	37	.463
1990.91	40	18	17	5	127	130	41	.513
1991.92	40	23	10	7	158	116	53	.663
1992.93	42	27	11	4	195	124	58	.690
1993.94	42	20	19	3	133	135	43	.512
1994.95	24	10	8	6	83	70	26	.542
1995.96	41	15	19	7	146	142	37	.451
1996.97	41	20	17	4	126	123	44	.537
1997.98	41	15	22	4	110	131	34	.415
1998.99	41	14	21	6	95	111	34	.415
1999.00	41	16	14	5(6)	123	123	43	.451
2000.01	41	21	12	5(3)	124	113	50	.573
2001.02	41	24	11	5(2)	139	100	55	.646
2002.03	41	22	13	6(0)	135	104	50	.610
2003.04	41	21	13	7(0)	118	102	49	.598
2004.05	-	-	-	-	-	-	-	-
2005.06	41	25	10	6	146	123	56	.683
2006.07	41	26	11	4	113	103	56	.683
2007.08	41	21	15	5	114	103	47	.573
2008.09	41	24	12	5	129	101	53	.646
2009.10	41	30	8	3	149	88	63	.768
2010.11	41	27	9	5	135	93	59	.720
2011.12	41	27	10	4	129	98	58	.707

\*Totals include shootout goals

## ROAD

GP	W	L	T	GF*	GA*	PTS	PCT
39	7	28	4	93	164	18	.231
39	6	30	3	83	164	15	.192
39	5	29	5	100	196	15	.192
39	10	25	4	104	172	24	.308
40	15	20	5	126	148	35	.438
40	11	21	8	120	157	30	.375
40	12	21	7	116	156	31	.388
40	7	28	6	112	181	19	.238
40	10	24	6	104	164	26	.325
40	13	20	7	123	137	33	.413
40	11	20	9	132	152	31	.388
40	10	25	5	120	161	25	.313
40	10	23	7	130	164	27	.338
40	12	23	5	140	170	29	.363
40	10	25	5	129	214	25	.313
40	6	26	8	128	178	20	.250
40	12	24	4	125	155	28	.350
40	10	26	4	131	175	24	.300
40	14	24	2	129	142	30	.374
40	12	25	3	116	162	27	.338
40	10	26	4	116	185	24	.300
40	19	16	5	127	134	43	.538
42	19	18	5	151	154	43	.512
42	21	21	0	146	141	42	.500
24	8	10	6	70	78	22	.458
41	17	16	8	132	136	42	.512
41	15	23	3	131	150	33	.402
41	10	21	10	114	142	30	.366
41	9	26	6	97	147	24	.293
41	14	15	10(2)	104	114	40	.463
41	15	16	6(4)	115	125	40	.439
41	19	19	2(1)	115	111	42	.512
41	23	10	7(1)	115	104	54	.646
41	22	11	3(5)	117	92	52	.573
-	-	-	-	-	-	-	-
41	17	22	2	110	132	36	.439
41	23	15	3	109	98	49	.598
41	18	18	5	99	112	41	.500
41	21	15	5	117	119	47	.573
41	19	20	2	123	134	40	.488
41	27	10	4	127	92	58	.707
41	24	12	5	120	100	53	.646

## ATTENDANCE RECORDS

SEASON	TOTAL	GAMES	AVERAGE
1970.71	598,591	39	15,577
1971.72	596,078	39	15,284
1972.73	619,726	39	15,890
1973.74	613,420	39	15,729
1974.75	625,203	40	15,630
1975.76	631,907	40	15,798
1976.77	621,890	40	15,547
1977.78	604,924	40	15,123
1978.79	544,893	40	13,622
1979.80	571,723	40	14,293
1980.81	581,350	40	14,534
1981.82	514,305	40	12,858
1982.83	568,240	40	14,206
1983.84	545,059	40	13,626
1984.85	445,872	40	11,147
1985.86	417,823	40	10,446
1986.87	416,252	40	10,406
1987.88	440,095	40	11,002
1988.89	550,280	40	13,772
1989.90	616,715	40	15,417
1990.91	606,036	40	15,150

SEASON	TOTAL	GAMES	AVERAGE
1991.92	630,755	40	15,768
1992.93	632,138	41	15,418
1993.94	624,272	41	15,226
1994.95	334,379	24	13,932
1995.96	729,629	41	17,795
1996.97	710,136	41	17,320
1997.98	684,748	40	17,119
1998.99	647,913	41	15,803
1999.00	600,612	41	14,649
2000.01	697,717	41	17,017
2001.02	726,226	41	17,713
2002.03	754,247	41	18,396
2003.04	763,830	41	18,630
2004.05	-	-	-
2005.06	763,830	41	18,630
2006.07	763,830	41	18,630
2007.08	763,830	41	18,630
2008.09	763,830	41	18,630
2009.10	771,210	41	18,810
2010.11	773,260	41	18,860
2011.12	774,490	41	18,890*

\*Through the 2011.12 season, Vancouver held a streak of 418 (including playoffs) consecutive sell-outs.

# COACHING RECORDS

## ALL-TIME COACHING RECORDS

### REGULAR SEASON

Rk	Coach	GC	W	L	T/OT*	PCT
1	Alain Vigneault	492	287	155	50	.634
2	Marc Crawford	529	246	197	62(32)*	.554
3	Harry Neale	407	142	189	76	.442
4	Pat Quinn	280	141	111	28	.553
5	Bob McCammon	293	102	155	36	.409
6	Phil Maloney	232	95	105	32	.478
7	Tom Watt	160	52	87	21	.391
8	Roger Neilson	133	51	61	21	.462
9	Rick Ley	124	47	50	27	.488
10	Hal Laycoe	156	44	96	16	.333
11	Tom Renney	101	39	53	9	.386
12	Orland Kurtenbach	125	36	62	27	.396
13	Mike Keenan	108	36	54	18	.416
14	Vic Stasiuk	78	22	47	9	.340
15	Bill McCreary	41	9	25	7	.304
16	Bill LaForge	20	4	14	2	.250

(\*Bracket shows Regulation Ties)

### PLAYOFFS

GC	W	L	PCT
64	33	31	.516
31	12	19	.387
14	3	11	.214
61	31	30	.508
7	3	4	.428
7	1	6	.142
3	0	3	.000
21	12	9	.571
11	4	7	.364
-	-	-	-
-	-	-	-
-	-	-	-
-	-	-	-
-	-	-	-
-	-	-	-
-	-	-	-

## SEASON-BY-SEASON COACHING RECORDS

### REGULAR SEASON

Year	Coach	GC	W	L	T/OT	PTS	PCT
2011.12	Alain Vigneault	82	51	22	9	111	.677
2010.11	Alain Vigneault	82	54	19	9	117	.713
2009.10	Alain Vigneault	82	49	28	5	103	.628
2008.09	Alain Vigneault	82	45	27	10	100	.610
2007.08	Alain Vigneault	82	39	33	10	88	.537
2006.07	Alain Vigneault	82	49	26	7	105	.640
2005.06	Marc Crawford	82	42	32	8	92	.561
2004.05	Marc Crawford	-	-	-	-	-	-
2003.04	Marc Crawford	82	43	24	10(5)	101	.585
2002.03	Marc Crawford	82	45	23	13(1)	104	.628
2001.02	Marc Crawford	82	42	30	7(3)	94	.554
2000.01	Marc Crawford	82	36	35	11(7)	90	.506
1999.00	Marc Crawford	82	30	37	15(8)	83	.457
1998.99	Marc Crawford	37	8	23	6	22	.297
	Mike Keenan	45	15	24	6	36	.400
1997.98	Mike Keenan	63	21	30	12	54	.429
	Tom Renney	19	4	13	2	10	.263
1996.97	Tom Renney	82	35	40	7	77	.470
1995.96	Pat Quinn	6	3	3	0	6	.500
	Rick Ley	76	29	32	15	73	.480
1994.95	Rick Ley	48	18	18	12	48	.500
1993.94	Pat Quinn	84	41	40	3	85	.506
1992.93	Pat Quinn	84	46	29	9	101	.601
1991.92	Pat Quinn	80	42	26	12	96	.600
1990.91	Pat Quinn	26	9	13	4	22	.423
	Bob McCammon	54	19	30	5	43	.398
1989.90	Bob McCammon	80	25	41	14	64	.400
1988.89	Bob McCammon	80	33	39	8	74	.462
1987.88	Bob McCammon	80	25	46	9	59	.368
1986.87	Tom Watt	80	29	43	8	66	.413
1985.86	Tom Watt	80	23	44	13	59	.369
1984.85	Harry Neale	60	21	32	7	49	.408
	Bill LaForge	20	4	14	2	10	.250
1983.84	Harry Neale	32	15	13	4	34	.531
	Roger Neilson	48	17	26	5	39	.405
1982.83	Roger Neilson	80	30	35	14	75	.469
1981.82	Roger Neilson	5	4	0	1	9	.900
	Harry Neale	75	26	33	16	68	.481
1980.81	Harry Neale	80	28	32	20	76	.475
1979.80	Harry Neale	80	27	37	16	70	.481
1978.79	Harry Neale	80	25	42	13	63	.394
1977.78	Orland Kurtenbach	80	20	43	17	57	.356
1976.77	Orland Kurtenbach	45	16	19	10	42	.467
	Phil Maloney	35	9	23	3	21	.300
1975.76	Phil Maloney	80	33	32	15	81	.506
1974.75	Phil Maloney	80	38	32	10	86	.538
1973.74	Phil Maloney	37	15	18	4	34	.460
	Bill McCreary	41	9	25	7	25	.304
1972.73	Vic Stasiuk	78	22	47	9	51	.340
1971.72	Hal Laycoe	78	20	50	8	48	.308
1970.71	Hal Laycoe	78	24	46	8	56	.359

### PLAYOFFS

GC	W	L	PCT
5	1	4	.200
25	15	10	.600
12	6	6	.500
10	6	4	.600
-	-	-	-
12	5	7	.417
-	-	-	-
-	-	-	-
7	3	4	.428
14	7	7	.500
6	2	4	.333
4	0	4	.000
-	-	-	-
-	-	-	-
-	-	-	-
6	2	4	.333
-	-	-	-
11	4	7	.364
24	15	9	.625
12	6	6	.500
13	6	7	.461
6	2	4	.333
-	-	-	-
-	-	-	-
7	3	4	.428
-	-	-	-
-	-	-	-
4	1	3	.250
17	11	6	.647
-	-	-	-
-	-	-	-
3	0	3	.000
4	1	3	.250
3	1	2	.333
-	-	-	-
-	-	-	-
2	0	2	.000
5	1	4	.200
-	-	-	-
-	-	-	-
-	-	-	-
-	-	-	-
-	-	-	-

# GENERAL MANAGERS / CANUCKS CAPTAINS

## GENERAL MANAGERS HISTORY

YEAR		GM		YEAR		GM	
1970.71	to	1972.73	Norman Robert Poile	1985.86	to	1986.87	Jack Gordon
1973.74			Hal Laycoe	1987.88	to	1997.98	Pat Quinn
1974.75	to	1976.77	Phil Maloney	1998.99	to	2003.04	Brian Burke
1977.78	to	1981.82	Jake Milford	2004.05	to	2007.08	Dave Nonis
1982.83	to	1984.85	Harry Neale	2008.09	to		Michael D. Gillis

## CANUCKS CAPTAINS

YEAR		CAPTAIN		YEAR		CAPTAIN
1970.71		Orland Kurtenbach		1991.92		Trevor Linden
1971.72		Orland Kurtenbach		1992.93		Trevor Linden
1972.73		Orland Kurtenbach		1993.94		Trevor Linden
1973.74		Orland Kurtenbach		1994.95		Trevor Linden
1974.75		Alternates only		1995.96		Trevor Linden
1975.76		Andre Boudrias		1996.97		Trevor Linden
1976.77		Chris Oddleifson		1997.98		Mark Messier
1977.78		Don Lever		1998.99		Mark Messier
1978.79		Don Lever		1999.00		Mark Messier
1979.80		Kevin McCarthy		2000.01		Markus Naslund
1980.81		Kevin McCarthy		2001.02		Markus Naslund
1981.82		Kevin McCarthy		2002.03		Markus Naslund
1982.83		Stan Smyl		2003.04		Markus Naslund
1983.84		Stan Smyl		2004.05		Markus Naslund
1984.85		Stan Smyl		2005.06		Markus Naslund
1985.86		Stan Smyl		2006.07		Markus Naslund
1986.87		Stan Smyl		2007.08		Markus Naslund
1987.88		Stan Smyl		2008.09		Roberto Luongo
1988.89		Stan Smyl		2009.10		Roberto Luongo
1989.90		Stan Smyl		2010.11		Henrik Sedin
1990.91		Trevor Linden, Doug Lidster, Dan Quinn		2011.12		Henrik Sedin

# REGULAR SEASON RECORD IN OVERTIME GAMES

## OVERTIME RECORD: 105-62-237\*

HOME RECORD: 54-28-119

ROAD RECORD: 51-34-118

Year	Goal Scorer	Date	Time	Score	Opponent	Goalie
1983.84 (3-4-9)	Patrik Sundstrom	Oct. 28	1:03	5-4	vs Hartford	Greg Millen
	Eddie Beers	Oct. 30	4:02	3-4	@ Calgary	Richard Brodeur
	Bengt Gustafsson	Nov. 4	1:01	4-5	@ Washington	Richard Brodeur
	Marcel Dionne	Dec. 26	1:00	4-5	vs Los Angeles	Frank Caprice
	Doug Risebrough	Feb. 23	3:33	2-3	@ Calgary	Frank Caprice
	Rick Lanz	Mar. 9	2:18	4-3	vs Chicago	Murray Bannerman
	Tony Tanti	Mar. 23	3:16	4-3	@ Winnipeg	Doug Soetaert
	Gary Lupul	Oct. 13	1:10	6-5	@ Los Angeles	Darren Eliot
	Peter McNab	Dec. 8	1:24	3-2	vs Edmonton	Grant Fuhr
	Ken Linseman	Dec. 15	0:33	1-2	@ Boston	Richard Brodeur
1984.85 (7-1-9)	Jere Gillis	Jan. 15	1:54	6-5	vs NY Islanders	Billy Smith
	Tony Tanti	Jan. 30	4:43	5-4	vs Montreal	Steve Penney
	Petri Skirko	Feb. 1	1:11	4-3	vs Hartford	Steve Weeks
	Thomas Gradin	Feb. 16	0:26	3-2	vs Boston	Pete Peeters
	Jean-Marc Lanthier	Mar. 3	2:47	7-6	@ Hartford	Mike Liut
	Joe Mullen	Nov. 16	2:09	5-6	@ St. Louis	Frank Caprice
	Jim Peplinski	Jan. 9	0:13	4-5	@ Calgary	Wendell Young
	Dave Lowry	Mar. 28	4:28	2-1	vs Los Angeles	Roland Melanson
	David Bruce	Jan. 7	1:26	3-2	@ Montreal	Brian Hayward
	Tony Tanti	Mar. 20	1:03	6-5	vs Winnipeg	Eldon Reddick
1985.86 (1-2-13)	Charlie Huddy	Oct. 23	2:51	4-5	vs Edmonton	Kirk McLean
	Ray Bourque	Dec. 17	2:16	2-3	@ Boston	Kirk McLean
	Laurie Boschman	Oct. 14	2:14	3-4	@ Winnipeg	Kirk McLean
	Mike Ridley	Oct. 25	2:55	3-4	vs Washington	Steve Weeks
	Petri Skirko	Nov. 5	0:34	3-2	@ Hartford	Mike Liut
	Joe Nieuwendyk	Dec. 26	3:04	2-3	vs Calgary	Troy Gamble
	Kelly Kisio	Jan. 21	1:59	4-5	vs NY Rangers	Kirk McLean
	Jim Sandlak	Feb. 23	4:42	2-1	vs Toronto	Allan Bester
	Greg Paslawski	Nov. 8	0:46	2-3	@ Winnipeg	Steve Weeks
	V. Damphousse	Nov. 29	3:48	2-3	vs Toronto	Kirk McLean
1988.89 (2-4-8)	Bernie Nicholls	Dec. 6	2:51	4-5	@ Los Angeles	Kirk McLean
	Jamie Macoun	Dec. 20	4:46	1-2	@ Calgary	Kirk McLean
	Dan Quinn	Jan. 18	3:39	3-2	@ Philadelphia	Ken Wregget
	Theoren Fleury	Feb. 1	4:51	3-4	@ Calgary	Steve Weeks
	Jyrki Lumme	Mar. 15	2:19	6-5	@ St. Louis	Curtis Joseph
	Tim Sweeney	Oct. 4	1:07	2-3	@ Calgary	Kirk McLean
	Petri Skirko	Oct. 14	1:32	5-4	vs Edmonton	Bill Ranford
	Joe Sakic	Dec. 10	4:05	2-3	vs Quebec	Kirk McLean
	Murray Baron	Mar. 13	3:09	4-5	vs Philadelphia	Troy Gamble
	Geoff Courtall	Mar. 17	1:15	5-4	vs Los Angeles	Daniel Berthiaume
1991.92 (4-1-12)	Geoff Courtall	Mar. 28	1:49	3-2	vs Winnipeg	Bob Essensa
	Geoff Courtall	Oct. 8	3:32	3-2	@ Winnipeg	Bob Essensa
	Dave Babyk	Nov. 22	2:14	6-5	vs Calgary	Mike Vernon
	Tom Fergus	Jan. 25	2:12	1-0	@ St. Louis	Curtis Joseph
	Ray Ferraro	Feb. 6	2:48	4-5	vs NY Islanders	Troy Gamble
	Pavel Bure	Feb. 23	2:52	2-1	vs Boston	Andy Moog
	Geoff Courtall	Apr. 7	1:33	5-4	vs Edmonton	Ron Tugnutt
	Geoff Courtall	Oct. 24	0:28	3-2	vs San Jose	Arturs Irbe
	Sergei Fedorov	Nov. 24	1:18	4-5	vs Detroit	Kirk McLean
	Dixon Ward	Nov. 29	0:15	2-1	vs Chicago	Ed Belfour
1992.93 (1-0-9)	Gilbert Dionne	Dec. 6	3:21	3-4	@ Montreal	Kirk McLean
	Cliff Ronning	Dec. 9	0:37	3-2	@ Boston	Jon Casey
	Pavel Bure	Jan. 24	0:54	5-4	@ Edm (@SK)	Bill Ranford
	Dave Gagner	Jan. 27	3:36	2-3	vs Dallas	Kirk McLean
	Paul Broten	Mar. 20	0:13	1-2	@ Dallas	Kay Whitmore
	Murray Craven	Mar. 28	3:57	3-2	vs Toronto	Felix Potvin
	Murray Craven	Apr. 25	2:00	3-4	@ Chicago	Kirk McLean
	Petr Klima	Nov. 18	2:06	4-5	@ Tampa Bay	Kirk McLean
	Chris Therien	Nov. 19	0:32	2-3	@ Philadelphia	Kirk McLean
	Alex Hicks	Jan. 24	1:34	1-2	vs Anaheim	Corey Hirsch
1993.94 (5-4-3)	Steve Thomas	Jan. 30	3:46	2-3	vs New Jersey	Corey Hirsch
	Russ Courtall	Feb. 9	0:21	3-2	@ Edmonton	Fred Brathwaite
	Rick Tocchet	Oct. 14	4:45	4-5	vs Boston	Kirk McLean
	Esa Tikkanen	Nov. 1	0:42	5-4	@ Edmonton	Curtis Joseph
	Bryan McCabe	Nov. 13	0:45	4-5	@ NY Islanders	Corey Hirsch
	Chris Joseph	Nov. 21	3:51	2-1	vs Chicago	Jeff Hackett
	Mike Sillinger	Dec. 4	3:38	7-6	@ Buffalo	Dominik Hasek
	Alex Mogilny	Jan. 22	1:24	4-3	@ Chicago	Jeff Hackett
	Jyrki Lumme	Jan. 30	1:30	2-1	vs NY Islanders	Tommy Salo
	1994.95 (0-1-12)	Petr Klima	Nov. 18	2:06	4-5	@ Tampa Bay
Chris Therien		Nov. 19	0:32	2-3	@ Philadelphia	Kirk McLean
Alex Hicks		Jan. 24	1:34	1-2	vs Anaheim	Corey Hirsch
Steve Thomas		Jan. 30	3:46	2-3	vs New Jersey	Corey Hirsch
Russ Courtall		Feb. 9	0:21	3-2	@ Edmonton	Fred Brathwaite
Rick Tocchet		Oct. 14	4:45	4-5	vs Boston	Kirk McLean
Esa Tikkanen		Nov. 1	0:42	5-4	@ Edmonton	Curtis Joseph
Bryan McCabe		Nov. 13	0:45	4-5	@ NY Islanders	Corey Hirsch
Chris Joseph		Nov. 21	3:51	2-1	vs Chicago	Jeff Hackett
Mike Sillinger		Dec. 4	3:38	7-6	@ Buffalo	Dominik Hasek
1995.96 (1-4-15)	Alex Mogilny	Jan. 22	1:24	4-3	@ Chicago	Jeff Hackett
	Jyrki Lumme	Jan. 30	1:30	2-1	vs NY Islanders	Tommy Salo
	Petr Klima	Nov. 18	2:06	4-5	@ Tampa Bay	Kirk McLean
	Chris Therien	Nov. 19	0:32	2-3	@ Philadelphia	Kirk McLean
	Alex Hicks	Jan. 24	1:34	1-2	vs Anaheim	Corey Hirsch
	Steve Thomas	Jan. 30	3:46	2-3	vs New Jersey	Corey Hirsch
	Russ Courtall	Feb. 9	0:21	3-2	@ Edmonton	Fred Brathwaite
	Rick Tocchet	Oct. 14	4:45	4-5	vs Boston	Kirk McLean
	Esa Tikkanen	Nov. 1	0:42	5-4	@ Edmonton	Curtis Joseph
	Bryan McCabe	Nov. 13	0:45	4-5	@ NY Islanders	Corey Hirsch
1996.97 (5-2-7)	Chris Joseph	Nov. 21	3:51	2-1	vs Chicago	Jeff Hackett
	Mike Sillinger	Dec. 4	3:38	7-6	@ Buffalo	Dominik Hasek
	Alex Mogilny	Jan. 22	1:24	4-3	@ Chicago	Jeff Hackett
	Jyrki Lumme	Jan. 30	1:30	2-1	vs NY Islanders	Tommy Salo
	Petr Klima	Nov. 18	2:06	4-5	@ Tampa Bay	Kirk McLean
	Chris Therien	Nov. 19	0:32	2-3	@ Philadelphia	Kirk McLean
	Alex Hicks	Jan. 24	1:34	1-2	vs Anaheim	Corey Hirsch
	Steve Thomas	Jan. 30	3:46	2-3	vs New Jersey	Corey Hirsch
	Russ Courtall	Feb. 9	0:21	3-2	@ Edmonton	Fred Brathwaite
	Rick Tocchet	Oct. 14	4:45	4-5	vs Boston	Kirk McLean
1997.98 (5-2-7)	Esa Tikkanen	Nov. 1	0:42	5-4	@ Edmonton	Curtis Joseph
	Bryan McCabe	Nov. 13	0:45	4-5	@ NY Islanders	Corey Hirsch
	Chris Joseph	Nov. 21	3:51	2-1	vs Chicago	Jeff Hackett
	Mike Sillinger	Dec. 4	3:38	7-6	@ Buffalo	Dominik Hasek
	Alex Mogilny	Jan. 22	1:24	4-3	@ Chicago	Jeff Hackett
	Jyrki Lumme	Jan. 30	1:30	2-1	vs NY Islanders	Tommy Salo
	Petr Klima	Nov. 18	2:06	4-5	@ Tampa Bay	Kirk McLean
	Chris Therien	Nov. 19	0:32	2-3	@ Philadelphia	Kirk McLean
	Alex Hicks	Jan. 24	1:34	1-2	vs Anaheim	Corey Hirsch
	Steve Thomas	Jan. 30	3:46	2-3	vs New Jersey	Corey Hirsch
1998.99 (5-2-7)	Russ Courtall	Feb. 9	0:21	3-2	@ Edmonton	Fred Brathwaite
	Rick Tocchet	Oct. 14	4:45	4-5	vs Boston	Kirk McLean
	Esa Tikkanen	Nov. 1	0:42	5-4	@ Edmonton	Curtis Joseph
	Bryan McCabe	Nov. 13	0:45	4-5	@ NY Islanders	Corey Hirsch
	Chris Joseph	Nov. 21	3:51	2-1	vs Chicago	Jeff Hackett
	Mike Sillinger	Dec. 4	3:38	7-6	@ Buffalo	Dominik Hasek
	Alex Mogilny	Jan. 22	1:24	4-3	@ Chicago	Jeff Hackett
	Jyrki Lumme	Jan. 30	1:30	2-1	vs NY Islanders	Tommy Salo
	Petr Klima	Nov. 18	2:06	4-5	@ Tampa Bay	Kirk McLean
	Chris Therien	Nov. 19	0:32	2-3	@ Philadelphia	Kirk McLean
1999.00 (5-2-7)	Alex Hicks	Jan. 24	1:34	1-2	vs Anaheim	Corey Hirsch
	Steve Thomas	Jan. 30	3:46	2-3	vs New Jersey	Corey Hirsch
	Russ Courtall	Feb. 9	0:21	3-2	@ Edmonton	Fred Brathwaite
	Rick Tocchet	Oct. 14	4:45	4-5	vs Boston	Kirk McLean
	Esa Tikkanen	Nov. 1	0:42	5-4	@ Edmonton	Curtis Joseph
	Bryan McCabe	Nov. 13	0:45	4-5	@ NY Islanders	Corey Hirsch
	Chris Joseph	Nov. 21	3:51	2-1	vs Chicago	Jeff Hackett
	Mike Sillinger	Dec. 4	3:38	7-6	@ Buffalo	Dominik Hasek
	Alex Mogilny	Jan. 22	1:24	4-3	@ Chicago	Jeff Hackett
	Jyrki Lumme	Jan. 30	1:30	2-1	vs NY Islanders	Tommy Salo
2000.01 (5-2-7)	Petr Klima	Nov. 18	2:06	4-5	@ Tampa Bay	Kirk McLean
	Chris Therien	Nov. 19	0:32	2-3	@ Philadelphia	Kirk McLean
	Alex Hicks	Jan. 24	1:34	1-2	vs Anaheim	Corey Hirsch
	Steve Thomas	Jan. 30	3:46	2-3	vs New Jersey	Corey Hirsch
	Russ Courtall	Feb. 9	0:21	3-2	@ Edmonton	Fred Brathwaite
	Rick Tocchet	Oct. 14	4:45	4-5	vs Boston	Kirk McLean
	Esa Tikkanen	Nov. 1	0:42	5-4	@ Edmonton	Curtis Joseph
	Bryan McCabe	Nov. 13	0:45	4-5	@ NY Islanders	Corey Hirsch
	Chris Joseph	Nov. 21	3:51	2-1	vs Chicago	Jeff Hackett
	Mike Sillinger	Dec. 4	3:38	7-6	@ Buffalo	Dominik Hasek
2001.02 (5-2-7)	Alex Mogilny	Jan. 22	1:24	4-3	@ Chicago	Jeff Hackett
	Jyrki Lumme	Jan. 30	1:30	2-1	vs NY Islanders	Tommy Salo
	Petr Klima	Nov. 18	2:06	4-5	@ Tampa Bay	Kirk McLean
	Chris Therien	Nov. 19	0:32	2-3	@ Philadelphia	Kirk McLean
	Alex Hicks	Jan. 24	1:34	1-2	vs Anaheim	Corey Hirsch
	Steve Thomas	Jan. 30	3:46	2-3	vs New Jersey	Corey Hirsch
	Russ Courtall	Feb. 9	0:21	3-2	@ Edmonton	Fred Brathwaite
	Rick Tocchet	Oct. 14	4:45	4-5	vs Boston	Kirk McLean
	Esa Tikkanen	Nov. 1	0:42	5-4	@ Edmonton	Curtis Joseph
	Bryan McCabe	Nov. 13	0:45	4-5	@ NY Islanders	Corey Hirsch
2002.03 (5-2-7)	Chris Joseph	Nov. 21	3:51	2-1	vs Chicago	Jeff Hackett
	Mike Sillinger	Dec. 4	3:38	7-6	@ Buffalo	Dominik Hasek
	Alex Mogilny	Jan. 22	1:24	4-3	@ Chicago	Jeff Hackett
	Jyrki Lumme	Jan. 30	1:30	2-1	vs NY Islanders	Tommy Salo
	Petr Klima	Nov. 18	2:06	4-5	@ Tampa Bay	Kirk McLean
	Chris Therien	Nov. 19	0:32	2-3	@ Philadelphia	Kirk McLean
	Alex Hicks	Jan. 24	1:34	1-2	vs Anaheim	Corey Hirsch
	Steve Thomas	Jan. 30	3:46	2-3	vs New Jersey	Corey Hirsch
	Russ Courtall	Feb. 9	0:21	3-2	@ Edmonton	Fred Brathwaite
	Rick Tocchet	Oct. 14	4:45	4-5	vs Boston	Kirk McLean
2003.04 (5-2-7)	Esa Tikkanen	Nov. 1	0:42	5-4	@ Edmonton	Curtis Joseph
	Bryan McCabe	Nov. 13	0:45	4-5	@ NY Islanders	Corey Hirsch
	Chris Joseph	Nov. 21	3:51	2-1	vs Chicago	Jeff Hackett
	Mike Sillinger	Dec. 4	3:38	7-6	@ Buffalo	Dominik Hasek
	Alex Mogilny	Jan. 22	1:24	4-3	@ Chicago	Jeff Hackett
	Jyrki Lumme	Jan. 30	1:30	2-1	vs NY Islanders	Tommy Salo
	Petr Klima	Nov. 18	2:06	4-5	@ Tampa Bay	Kirk McLean
	Chris Therien	Nov. 19	0:32	2-3	@ Philadelphia	Kirk McLean
	Alex Hicks	Jan. 24	1:34	1-2	vs Anaheim	Corey Hirsch
	Steve Thomas	Jan. 30	3:46	2-3	vs New Jersey	Corey Hirsch
2004.05 (5-2-7)	Russ Courtall	Feb. 9	0:21	3-2	@ Edmonton	Fred Brathwaite
	Rick Tocchet	Oct. 14	4:45	4-5	vs Boston	Kirk McLean
	Esa Tikkanen	Nov. 1	0:42	5-4	@ Edmonton	Curtis Joseph
	Bryan McCabe	Nov. 13	0:45	4-5	@ NY Islanders	Corey Hirsch
	Chris Joseph	Nov. 21	3:51	2-1	vs Chicago	Jeff Hackett
	Mike Sillinger	Dec. 4	3:38	7-6	@ Buffalo	Dominik Hasek
	Alex Mogilny	Jan. 22	1:24	4-3	@ Chicago	Jeff Hackett
	Jyrki Lumme	Jan. 30	1:30	2-1	vs NY Islanders	Tommy Salo
	Petr Klima	Nov. 18	2:06	4-5	@ Tampa Bay	Kirk McLean
	Chris Therien	Nov. 19	0:32	2-3	@ Philadelphia	Kirk McLean
2005.06 (5-2-7)	Alex Hicks	Jan. 24	1:34	1-2	vs Anaheim	Corey Hirsch
	Steve Thomas	Jan. 30	3:46	2-3	vs New Jersey	Corey Hirsch
	Russ Courtall	Feb. 9	0:21	3-2	@ Edmonton	Fred Brathwaite
	Rick Tocchet	Oct. 14	4:45	4-5	vs Boston	Kirk McLean
	Esa Tikkanen	Nov. 1	0:42	5-4	@ Edmonton	Curtis Joseph
	Bryan McCabe	Nov. 13	0:45	4-5	@ NY Islanders	Corey Hirsch
	Chris Joseph	Nov. 21	3:51	2-1	vs Chicago	Jeff Hackett
	Mike Sillinger	Dec. 4	3:38	7-6	@ Buffalo	Dominik Hasek
	Alex Mogilny	Jan. 22	1:24	4-3	@ Chicago	Jeff Hackett
	Jyrki Lumme	Jan. 30	1:30	2-1	vs NY Islanders	Tommy Salo
2006.07 (5-2-7)	Petr Klima	Nov. 18	2:06	4-5	@ Tampa Bay	Kirk McLean
	Chris Therien	Nov. 19	0:32	2-3	@ Philadelphia	Kirk McLean
	Alex Hicks	Jan. 24	1:34	1-2	vs Anaheim	Corey Hirsch
	Steve Thomas	Jan. 30	3:46	2-3	vs New Jersey	Corey Hirsch
	Russ Courtall	Feb. 9	0:21	3-2	@ Edmonton	Fred Brathwaite
	Rick Tocchet	Oct. 14	4:45	4-5	vs Boston	Kirk McLean
	Esa Tikkanen	Nov. 1	0:42	5-4	@ Edmonton	Curtis Joseph
	Bryan McCabe	Nov. 13	0:45	4-5	@ NY Islanders	Corey Hirsch
	Chris Joseph	Nov. 21	3:51	2-1	vs Chicago	Jeff Hackett
	Mike Sillinger	Dec. 4	3:38	7-6	@ Buffalo	Dominik Hasek
2007.08 (5-2-7)	Alex Mogilny	Jan. 22	1:24	4-3	@ Chicago	Jeff Hackett
	Jyrki Lumme	Jan. 30	1:30	2-1	vs NY Islanders	Tommy Salo
	Petr Klima	Nov. 18	2:06	4-5	@ Tampa Bay	Kirk McLean
	Chris Therien	Nov. 19	0:32	2-3	@ Philadelphia	Kirk McLean
	Alex Hicks	Jan. 24	1:34	1-2	vs Anaheim	Corey Hirsch
	Steve Thomas	Jan. 30	3:46	2-3	vs New Jersey	Corey Hirsch
	Russ Courtall	Feb. 9	0:21	3-2	@ Edmonton	Fred Brathwaite
	Rick Tocchet	Oct. 14	4:45	4-5	vs Boston	Kirk McLean
	Esa Tikkanen	Nov. 1	0:42	5-4	@ Edmonton	Curtis Joseph
	Bryan McCabe	Nov. 13	0:45	4-5	@ NY Islanders	Corey Hirsch
2008.09 (5-2-7)	Chris Joseph	Nov. 21	3:51	2-1	vs Chicago	Jeff Hackett
	Mike Sillinger	Dec. 4	3:38	7-6	@ Buffalo	Dominik Hasek
	Alex Mogilny	Jan. 22	1:24	4-3	@ Chicago	Jeff Hackett
	Jyrki Lumme	Jan. 30	1:30	2-1	vs NY Islanders	Tommy Salo
	Petr Klima	Nov. 18	2:06	4-5	@ Tampa Bay	Kirk McLean
	Chris Therien	Nov. 19	0:32	2-3	@ Philadelphia	Kirk McLean
	Alex Hicks	Jan. 24	1:34	1-2	vs Anaheim	Corey Hirsch
	Steve Thomas	Jan. 30	3:46	2-3	vs New Jersey	Corey Hirsch
	Russ Courtall	Feb. 9	0:21	3-2	@ Edmonton	

# REGULAR SEASON RECORD IN OVERTIME GAMES

Year	Goal Scorer	Date	Time	Score	Opponent	Goalie
1997.98 (0-3-14)	Kevin Hatcher	Oct. 25	0:41	2-3	vs Pittsburgh	Kirk McLean
	Rob Brown	Nov. 1	3:52	6-7	@ Pittsburgh	Kirk McLean
	Greg Johnson	Nov. 22	1:22	4-5	vs Chicago	Kirk McLean
1998.99 (0-1-12)	Jaromir Jagr	Feb. 11	1:21	5-6	@ Pittsburgh	Corey Hirsch
1999.00 (4-9-15)	Valeri Bure	Oct. 13	3:05	3-4	vs Calgary	Garth Snow
	Mark Messier	Oct. 19	0:43	6-5	@ Tampa Bay	Dan Cloutier
	Todd Bertuzzi	Dec. 2	1:51	3-2	vs Edmonton	Tommy Salo
	Milan Hejduk	Dec. 12	1:36	2-3	vs Colorado	Kevin Weekes
	Adam Burt	Dec. 29	2:34	2-3	vs Philadelphia	Garth Snow
	Sylvain Cote	Jan. 12	3:16	2-3	@ Chicago	Felix Potvin
	Mark Messier	Jan. 13	3:29	4-3	@ Nashville	Mike Dunham
	Steve Thomas	Jan. 17	4:55	4-5	vs Toronto	Felix Potvin
	Ethan Moreau	Jan. 25	4:00	4-5	vs Edmonton	Garth Snow
	Mattias Ohlund	Feb. 9	1:22	4-3	vs Calgary	Fred Brathwaite
	Mats Sundin	Mar. 6	3:13	5-6	vs Toronto	Felix Potvin
	Jozef Stumpel	Mar. 13	3:53	2-3	@ Los Angeles	Felix Potvin
	Rem Murray	Apr. 7	4:01	4-5	vs Edmonton	Felix Potvin
2000.01 (5-7-11)	Ed Jovanovski	Oct. 6	2:20	4-3	@ Florida	Trevor Kidd
	Jeremy Roenick	Oct. 21	0:16	2-3	vs Phoenix	Felix Potvin
	Andrei Nikolishin	Nov. 22	4:17	2-3	@ Washington	Felix Potvin
	Anson Carter	Dec. 20	2:41	2-3	@ Edmonton	Bob Essensa
	Milan Hejduk	Dec. 23	3:59	2-3	@ Colorado	Felix Potvin
	Mattias Ohlund	Jan. 30	1:43	3-2	vs Minnesota	Jamie McLennan
	Adam Oates	Feb. 14	4:19	3-4	vs Washington	Dan Cloutier
	Brendan Morrison	Feb. 17	0:58	6-5	@ Edmonton	Tommy Salo
	Mattias Ohlund	Mar. 2	3:40	3-2	vs St. Louis	Brent Johnson
	Aaron Gavey	Mar. 4	2:26	3-4	vs Minnesota	Dan Cloutier
	Shane Doan	Mar. 8	0:38	2-3	@ Phoenix	Bob Essensa
	Harold Druken	Apr. 5	3:19	3-2	vs Los Angeles	Felix Potvin
2001.02 (4-3-7)	Ed Jovanovski	Dec. 12	4:06	1-0	@ Anaheim	J-S. Giguere
	Kris Draper	Jan. 9	2:26	4-5	@ Detroit	Peter Skudra
	Glen Murray	Feb. 12	2:03	1-2	vs Boston	Peter Skudra
	Mike Modano	Feb. 28	4:59	3-4	vs Dallas	Dan Cloutier
	Mattias Ohlund	Mar. 17	3:04	3-2	@ New Jersey	Martin Brodeur
	Andrew Cassels	Mar. 28	4:20	4-3	vs Columbus	Marc Denis
	Brendan Morrison	Apr. 5	2:23	5-4	vs Minnesota	Dwayne Roloson
2002.03 (5-1-13)	Todd Bertuzzi	Dec. 4	0:56	3-2	@ New Jersey	Martin Brodeur
	Markus Naslund	Dec. 21	2:20	4-3	vs Edmonton	Tommy Salo
	Brendan Morrison	Feb. 13	1:58	2-1	vs Colorado	Patrick Roy
	Marek Malik	Feb. 18	3:02	4-3	@ Detroit	Curtis Joseph
	Brendan Morrison	Feb. 22	1:22	3-2	@ Edmonton	Tommy Salo
	Rick Nash	Mar. 6	2:02	4-5	@ Columbus	Alex Auld
2003.04 (11-5-10)	Simon Gagne	Nov. 13	1:47	3-4	@ Philadelphia	Johan Hedberg
	Brian Rolston	Nov. 15	4:15	1-2	@ Boston	Dan Cloutier
	Mattias Ohlund	Nov. 18	3:02	5-4	vs Montreal	Jose Theodore
	Sami Salo	Nov. 20	2:59	3-2	vs Chicago	Craig Anderson
	Markus Naslund	Nov. 27	4:13	3-2	@ Ottawa	Patrick Lalime
	Markus Naslund	Dec. 9	0:24	4-3	vs Pittsburgh	Marc-Andre Fleury
	Markus Naslund	Dec. 14	4:13	2-1	vs Carolina	Jaime Storr
	Brendan Morrison	Dec. 16	1:19	2-1	@ Nashville	Tomas Vokoun
	Todd Bertuzzi	Dec. 31	4:33	4-3	@ Chicago	Michael Leighton
	Markus Naslund	Jan. 21	4:39	5-4	vs Tampa Bay	Nikolai Khabibulin
	Adrian Aucoin	Feb. 3	0:36	4-5	@ NY Islanders	Johan Hedberg
	Eric Brewer	Feb. 21	3:56	3-4	@ Edmonton	Dan Cloutier
	Brent Sopel	Feb. 26	2:14	3-2	vs San Jose	Vesa Toskala
	Geoff Sanderson	Mar. 12	4:27	4-3	@ Edmonton	Jussi Markkanen
	Tyler Arnason	Mar. 19	1:44	3-4	@ Chicago	Alex Auld
	Brendan Morrison	Mar. 27	0:40	3-2	vs Dallas	Ron Tugnutt
2004.05	-	-	-	-	-	-
2005.06 (4-0-4)	Ian Laperriere	Oct. 29	1:55	3-4	@ Colorado	Alex Auld
	Michael Peca	Dec. 17	4:08	4-5	vs Edmonton	Maxime Ouellet
	Brendan Morrison	Jan. 7	2:53	4-3	vs Calgary	Mikikka Kiprusoff
	Daniel Sedin	Feb. 12	1:26	3-2	vs Minnesota	Manny Fernandez
	David Legwand	Mar. 9	0:06	2-3	vs Nashville	Alex Auld
	Ed Jovanovski	Apr. 8	2:27	3-2	vs Calgary	Mikikka Kiprusoff
	Christian Ehrhoff	Apr. 12	0:34	4-5	vs San Jose	Alex Auld
	Brendan Morrison	Apr. 15	4:23	4-3	vs Colorado	Jose Theodore

# REGULAR SEASON RECORD IN OVERTIME GAMES

Year	Goal Scorer	Date	Time	Score	Opponent	Goalie
2006.07 (12-0-3)	Daniel Sedin	Oct. 6	0:31	3-2	@ Columbus	Pascal LeClaire
	Sami Salo	Oct. 20	4:59	3-2	@ St. Louis	Curtis Sanford
	Lukas Krajicek	Oct. 21	2:32	4-3	@ Nashville	Tomas Vokoun
	Brendan Morrison	Nov. 22	3:01	4-3	@ Detroit	Dominik Hasek
	Daniel Sedin	Dec. 8	3:02	4-3	vs Carolina	Cam Ward
	Sami Salo	Dec. 27	2:46	6-5	vs Calgary	Miikka Kiprusoff
	Matt Cooke	Jan. 5	1:24	3-2	vs Edmonton	Dwayne Roloson
	Alexander Frolov	Jan. 26	1:48	2-3	vs Los Angeles	Roberto Luongo
	Sami Salo	Feb. 14	4:20	3-2	@ Minnesota	Niklas Backstrom
	Daniel Sedin	Feb. 20	2:19	3-2	@ Anaheim	J.S. Giguere
	Jere Lehtinen	Feb. 25	4:17	1-2	@ Dallas	Roberto Luongo
	Henrik Sedin	Mar. 9	3:30	2-1	@ San Jose	Evgeni Nabokov
	Brent Burns	Mar. 13	4:24	2-3	vs Minnesota	Roberto Luongo
	Daniel Sedin	Mar. 15	1:09	3-2	vs St. Louis	Curtis Sanford
	Mattias Ohlund	Apr. 7	0:34	4-3	@ San Jose	Evgeni Nabokov
2007.08 (4-0-1)	Daniel Sedin	Oct. 6	4:55	4-3	@ Calgary	Miikka Kiprusoff
	Henrik Sedin	Nov. 9	1:22	2-1	vs Colorado	Jose Theodore
	Daniel Sedin	Feb. 19	3:18	3-2	@ Minnesota	Niklas Backstrom
	Jason Chimera	Feb. 29	1:07	2-3	vs Columbus	Roberto Luongo
2008.09 (5-0-3)	Ryan Kesler	Mar. 10	0:46	2-1	@ Los Angeles	Dan Cloutier
	Pavol Demitra	Oct. 11	3:54	5-4	@ Calgary	Roberto Luongo
	Alex Burrows	Oct. 16	0:27	4-3	@ Detroit	Roberto Luongo
	Sami Salo	Nov. 24	2:33	3-2	vs Detroit	Curtis Sanford
	Patrick Marleau	Jan. 20	3:08	1-2	@ San Jose	Evgeni Nabokov
	Marc Bergeron	Jan. 31	1:52	3-4	vs Minnesota	Niklas Backstrom
	Scott Niedermayer	Mar. 11	3:37	3-4	@ Anaheim	Jonas Hiller
	Henrik Sedin	Mar. 31	4:00	2-1	@ Minnesota	Roberto Luongo
	Henrik Sedin	Apr. 11	0:40	1-0	@ Colorado	Roberto Luongo
	Christian Ehrhoff	Dec. 31	2:24	4-3	@ St. Louis	Chris Mason
2009.10 (4-0-1)	Daniel Sedin	Jan. 20	1:39	3-2	@ Edmonton	Devan Dubnyk
	Christian Ehrhoff	Mar. 2	1:33	4-3	@ Columbus	Steve Mason
	Henrik Zetterberg	Mar. 20	4:59	3-4	vs Detroit	Roberto Luongo
	Sami Salo	Apr. 4	2:15	4-3	vs Minnesota	Niklas Backstrom
2010.11 (4-0-4)	Mason Raymond	Oct. 26	0:28	4-3	vs Colorado	Peter Budaj
	Tyler Myers	Nov. 15	4:37	3-4	@ Buffalo	Cory Schneider
	Steven Stamkos	Dec. 11	0:34	4-5	vs Tampa Bay	Cory Schneider
	Ryan Kesler	Dec. 15	3:30	3-2	vs Columbus	Mathieu Garon
	Henrik Zetterberg	Dec. 22	2:59	4-5	@ Detroit	Roberto Luongo
	David Jones	Jan. 18	2:52	3-4	@ Colorado	Roberto Luongo
	Dan Hamhuis	Mar. 8	2:13	4-3	@ Phoenix	Ilya Bryzgalov
	Christian Ehrhoff	Apr. 9	2:41	3-2	@ Calgary	Henrik Karlsson
	Sami Salo	Oct. 22	4:39	3-2	vs Minnesota	Niklas Backstrom
	Chris Higgins	Nov. 20	2:18	2-1	vs Ottawa	Alex Auld
2011.12 (7-0-2)	Andrew Ebbett	Dec. 28	3:23	3-2	@ San Jose	Antti Niemi
	Daniel Sedin	Jan. 12	0:46	3-2	@ St. Louis	Brian Elliott
	Daniel Sedin	Jan. 31	3:37	3-2	vs Chicago	Corey Crawford
	Loui Eriksson	Feb. 26	3:52	2-3	@ Dallas	Roberto Luongo
	Andrew Shaw	Mar. 21	2:42	1-2	@ Chicago	Roberto Luongo
	Chris Higgins	Mar. 24	1:40	3-2	@ Colorado	Semyon Varlamov
	Andrew Ebbett	Mar. 31	3:58	3-2	vs Calgary	Henrik Karlsson

\*Please note that the all-time overtime record does not include shootouts. The first column represents a win (two points earned), the second column represents a loss (zero points earned) and the third column represents games in which one point was earned in overtime (tie, OTL or SO).



## OVERALL SHOOTOUT RECORD: 34-40

HOME RECORD: 15-23

ROAD RECORD: 19-17

Year	Goal Scorer	Date	Score	Opponent	Goalie
2005.06 (4-4)	Raffi Torres	Oct. 8	3-4	@ Edmonton	Dan Cloutier
	Daniel Sedin	Dec. 9	3-2	vs Ottawa	Dominik Hasek
	Alexander Frolov	Dec. 19	3-4	vs Los Angeles	Alex Auld
	Steven Reinprecht	Dec. 23	5-6	vs Calgary	Alex Auld
	Jarkko Ruutu	Jan. 28	4-3	@ Colorado	David Aebischer
	Markus Naslund	Mar. 3	5-4	@ Chicago	Craig Anderson
	Todd Bertuzzi	Mar. 23	4-3	vs Edmonton	Dwayne Roloson
	Mikko Koivu	Mar. 31	1-2	vs Minnesota	Alex Auld
	Petteri Nummelin	Oct. 10	1-2	@ Minnesota	Roberto Luongo
	Markus Naslund	Oct. 27	3-2	vs Washington	Olaf Kolzig
2006.07 (5-4)	Ryan Kesler	Jan. 3	2-1	vs Dallas	Marty Turco
	Josh Green	Jan. 7	4-3	vs Florida	Ed Belfour
	Ales Kotalik	Jan. 19	3-4	@ Buffalo	Dany Sabourin
	Nikolai Zherdev	Jan. 30	2-3	vs Columbus	Roberto Luongo
	Trevor Linden	Feb. 16	2-1	@ Chicago	Patrick Lalime
	Daniel Sedin	Mar. 4	4-3	vs Minnesota	Niklas Backstrom
	Brett McLean	Mar. 25	4-5	vs Colorado	Roberto Luongo
	Ales Hemsky	Nov. 14	0-1	vs Edmonton	Roberto Luongo
	Shawn Horcoff	Nov. 20	4-5	@ Edmonton	Roberto Luongo
	Kristopher Letang	Dec. 8	1-2	vs Pittsburgh	Roberto Luongo
2007.08 (6-9)	Fernando Pisani	Dec. 15	1-2	@ Edmonton	Curtis Sanford
	Taylor Pyatt	Dec. 22	2-1	@ Phoenix	Ilya Bryzgalov
	Alexander Edler	Jan. 8	3-2	vs NY Islanders	Rick DiPietro
	Alexander Edler	Jan. 13	4-3	@ St. Louis	Manny Legace
	Henrik Zetterberg	Jan. 17	2-3	@ Detroit	Roberto Luongo
	Daniel Sedin	Jan. 23	3-2	vs St. Louis	Manny Legace
	Nathan Horton	Feb. 1	3-4	@ Florida	Roberto Luongo
	Brenden Morrow	Feb. 5	2-3	@ Dallas	Roberto Luongo
	Ryan Shannon	Feb. 10	3-2	vs Chicago	Nikolai Khabibulin
	Mikko Koivu	Feb. 14	4-5	vs Minnesota	Roberto Luongo
2008.09 (3-7)	Mason Raymond	Feb. 21	3-2	@ Nashville	Chris Mason
	Joe Sakic	Feb. 27	2-3	vs Colorado	Roberto Luongo
	Mattias Ohlund	Oct. 31	7-6	@ Anaheim	Jonas Hiller
	Marek Svatos	Nov. 12	1-2	vs Colorado	Roberto Luongo
	Frans Neilsen	Nov. 17	1-2	@ NY Islanders	Roberto Luongo
	Marek Svatos	Dec. 7	4-5	@ Colorado	Cory Schneider
	Erik Christensen	Jan. 2	3-4	@ Atlanta	Jason LaBarbera
	James Neal	Jan. 4	2-3	vs Dallas	Jason LaBarbera
	Jason Williams	Jan. 18	5-6	vs Columbus	Roberto Luongo
	Pavol Demitra	Feb. 17	4-3	@ Calgary	Miikka Kiprusoff
2009.10 (4-4)	Mats Sundin	Feb. 21	3-2	@ Toronto	Vesa Toskala
	Corey Perry	Apr. 2	5-6	vs Anaheim	Roberto Luongo
	Kyle Wellwood	Oct. 11	4-3	vs Dallas	Marty Turco
	Mikael Samuelsson	Oct. 29	2-1	@ Los Angeles	Jonathan Quick
	Lauri Korpikoski	Dec. 29	2-3	@ Phoenix	Roberto Luongo
	Jamie Lundmark	Jan. 9	2-3	vs Calgary	Roberto Luongo
	Pavol Demitra	Feb. 6	3-2	@ Boston	Tuukka Rask
	Adrian Aucoin	Mar. 10	3-4	@ Phoenix	Andrew Raycroft
	Pavol Demitra	Apr. 2	5-4	@ Anaheim	Curtis McElhinney
	Matt Duchene	Apr. 6	3-4	vs Colorado	Roberto Luongo
2010.11 (4-5)	Anze Kopitar	Oct. 9	1-2	vs Los Angeles	Roberto Luongo
	Patrick Kane	Oct. 20	1-2	@ Chicago	Roberto Luongo
	Jeff Tambellini	Dec. 8	5-4	vs Anaheim	Jonas Hiller
	Jiri Hudler	Jan. 8	1-2	vs Detroit	Roberto Luongo
	Ryan Kesler	Jan. 11	4-3	@ N Y Islanders	Kevin Poulin
	Joe Pavelski	Jan. 20	1-2	vs San Jose	Roberto Luongo
	Alex Tanguay	Jan. 22	3-4	vs Calgary	Roberto Luongo
	Raffi Torres	Mar. 1	2-1	vs Columbus	Steve Mason
	Alex Burrows	Mar. 10	5-4	@ San Jose	Antti Niemi
	Kris Letang	Oct. 6	3-4	vs Pittsburgh	Roberto Luongo
2011.12 (8-7)	Cody Hodgson	Dec. 8	4-3	@ Montreal	Carey Price
	Rick Nash	Dec. 13	1-2	@ Columbus	Roberto Luongo
	Michal Handzus	Jan. 2	2-3	vs San Jose	Roberto Luongo
	Mason Raymond	Jan. 10	5-4	@ Tampa Bay	Dwayne Roloson
	Mike Richards	Jan. 17	2-3	vs Los Angeles	Roberto Luongo
	Cody Hodgson	Jan. 24	3-2	vs Edmonton	Devan Dubnyk
	Pavel Datsyuk	Feb. 2	3-4	vs Detroit	Roberto Luongo
	Mason Raymond	Feb. 4	3-2	@ Colorado	J-S Giguere
	Alex Edler	Feb. 7	4-3	@ Nashville	Pekka Rinne
	Jarome Iginla	Feb. 11	2-3	@ Calgary	Roberto Luongo
	Ryan Kesler	Feb. 13	2-1	vs Phoenix	Jason LaBarbera
	Alex Burrows	Feb. 23	4-3	@ Detroit	Jimmy Howard
	Ray Whitney	Feb. 28	1-2	@ Phoenix	Cory Schneider
	Alex Edler	Apr. 3	5-4	vs Anaheim	Jonas Hiller

# ALL-TIME SCORING

Rk	Player	GP	G	A	PTS	PIM	Rk	Player	GP	G	A	PTS	PIM
1	M. Naslund	884	346	410	756	614	T-78	J. Hansen	271	40	64	104	123
2	<b>H. Sedin</b>	<b>892</b>	<b>171</b>	<b>576</b>	<b>747</b>	<b>510</b>		C. Neely	201	51	53	104	320
3	T. Linden	1,140	318	415	733	730	T-80	D. Brashear	388	50	53	103	1159
4	<b>D. Sedin</b>	<b>859</b>	<b>279</b>	<b>439</b>	<b>718</b>	<b>364</b>		H. Graves	196	42	61	103	49
5	S. Smyl	896	262	411	673	1,556	82	B. Hedican	310	17	85	102	281
6	T. Gradin	613	197	353	550	280	83	P.-O. Brasar	181	37	63	100	21
7	P. Bure	428	254	224	478	328	T-84	G. Odjick	444	46	52	98	2127
8	T. Tanti	531	250	220	470	489		L. Molin	172	33	65	98	37
9	T. Bertuzzi	518	188	261	449	822	86	C. Ehrhoff	159	28	66	94	94
10	D. Lever	593	186	221	407	354	87	T. Pyatt	224	49	44	93	145
11	B. Morrison	543	136	257	393	326	88	R. Paient	147	44	47	91	269
12	A. Boudrias	458	121	267	388	140	T-89	S. Bozek	191	46	44	90	118
13	P. Skriko	472	171	202	373	221		R. Lemieux	192	29	61	90	68
14	G. Adams	489	179	190	369	154		B. Wilkins	276	21	69	90	458
15	P. Sundstrom	374	133	209	342	181	92	P. Bordeleau	183	33	56	89	47
16	<b>R. Kesler</b>	<b>561</b>	<b>153</b>	<b>184</b>	<b>337</b>	<b>501</b>	93	D. Murzyn	452	23	65	88	900
17	C. Ronning	366	112	216	328	183	94	S. Tambellini	161	42	45	87	34
18	M. Ohlund	770	93	232	325	756	95	D. Quinn	101	34	49	83	73
T-19	J. Lumme	579	83	238	321	379	96	M. Petit	226	24	57	81	373
	D. Kearns	677	31	290	321	386	T-97	P. Schaefer	194	37	40	77	52
21	A. Mogilny	312	139	169	308	144		J. Slegre	154	12	65	77	235
22	D. Lidster	666	65	242	307	526	99	M. Ridley	112	26	47	73	71
23	D. Vervaeke	409	139	165	304	177	T-100	P. Martin	131	27	45	72	60
24	<b>A. Burrows</b>	<b>522</b>	<b>139</b>	<b>131</b>	<b>270</b>	<b>771</b>		G. Diduck	265	17	55	72	553
25	C. Oddie/ison	469	85	180	265	439	102	M. Hall	109	27	44	71	28
26	G. Courtinall	292	102	144	246	495	103	J. Benning	241	15	55	70	172
T-27	S. Salo	566	74	162	236	202	104	P. Demitra	97	23	46	69	20
	D. Rota	289	120	116	236	453	105	B. Manno	163	13	55	68	115
29	E. Jovanovski	434	57	177	234	536	106	G. Boddy	273	23	44	67	263
30	R. Lanz	417	56	171	227	331	T-107	M. Craven	88	15	50	65	42
T-31	J. Sandlak	509	104	117	221	789		A. Plavsic	182	13	52	65	147
	R. Blight	324	96	125	221	168	109	E. Tikkanen	100	25	39	64	80
33	B. Schmautz	285	108	104	212	428	110	D. Tannahill	111	30	33	63	25
34	C. Fraser	348	92	114	206	651	111	R. Nordmark	169	10	52	62	194
35	M. Cooke	566	83	120	203	625	<b>T-112</b>	<b>D. Hamhuis</b>	<b>146</b>	<b>10</b>	<b>50</b>	<b>60</b>	<b>80</b>
36	K. McCarthy	352	51	148	199	388		M. Sillinger	138	28	32	60	65
37	B. Pederson	233	60	137	197	174		M. Robitaille	174	10	50	60	121
38	H. Snepsts	781	35	160	195	1,446	T-115	D. Ward	103	28	31	59	119
39	G. O'Flaherty	435	98	95	193	166		G. Valk	172	24	35	59	200
<b>40</b>	<b>K. Bieksa</b>	<b>425</b>	<b>42</b>	<b>149</b>	<b>191</b>	<b>650</b>	T-117	A. Chubarov	228	25	33	58	40
41	B. Lalonde	353	72	117	189	185		W. Mitchell	264	10	48	58	233
<b>T-42</b>	<b>A. Edler</b>	<b>386</b>	<b>43</b>	<b>141</b>	<b>184</b>	<b>200</b>	119	R. Kron	144	24	33	57	37
	I. Boldirev	216	80	104	184	105	T-120	B. May	225	29	27	56	380
44	R. Sedlbauer	325	108	69	177	170		H. Druken	118	27	29	56	30
45	M. Gelinis	258	90	81	171	173		M. Corrigan	95	24	32	56	128
46	A. Cassels	198	40	128	168	48	T-123	A. Carter	81	33	22	55	41
47	D. Williams	312	83	82	165	1,324		P. McNab	88	24	31	55	20
T-48	O. Kurtenbach	229	62	101	163	200		J.-J. Daigneault	131	9	46	55	114
	D. Halward	324	45	118	163	389	T-126	S. Bernier	140	26	28	54	48
T-50	M. Lemay	279	70	92	162	367		D. Scatchard	179	26	28	54	329
	M. Messier	207	52	110	162	121		B.J. MacDonald	88	26	28	54	32
52	J. Gould	218	82	76	158	53		J. Brown	72	10	44	54	44
<b>53</b>	<b>M. Raymond</b>	<b>328</b>	<b>70</b>	<b>86</b>	<b>156</b>	<b>102</b>	130	B. Peterson	146	15	38	53	171
	D. Babych	409	23	131	154	290	T-131	K. Wellwood	149	32	20	52	16
55	G. Lupul	293	70	75	145	243		D. Capuano	88	16	36	52	52
56	I. Larionov	210	51	92	143	88	133	J. Ruutu	267	23	28	51	453
57	S. Momesso	269	68	73	141	655	134	M. Crawford	176	19	31	50	229
T-58	G. Monahan	287	58	82	140	166	T-135	T. Taylor	125	20	29	49	141
	G. Butcher	610	33	107	140	1,668		D. Hodgson	74	16	33	49	52
60	J. Gillis	309	63	75	138	210	<b>T-137</b>	<b>C. Higgins</b>	<b>85</b>	<b>20</b>	<b>28</b>	<b>48</b>	<b>22</b>
61	D. Tallon	222	44	93	137	219		<b>M. Malhotra</b>	<b>150</b>	<b>18</b>	<b>30</b>	<b>48</b>	<b>36</b>
T-62	B. Bradley	193	51	81	132	155		B. Ashton	124	23	25	48	68
	J. Guevremont	227	44	88	132	124		B. Muckalt	106	20	28	48	115
64	B. Dailey	257	38	93	131	417		T. Fergus	80	19	29	48	37
65	B. Sopel	322	33	97	130	139	142	R. Oksiuta	68	21	25	46	44
66	P. Nedved	222	63	61	124	152	T-143	N. Belland	106	13	31	44	54
T-67	W. Maki	180	50	73	123	148		A. Semenov	62	10	34	44	28
	I. Hlinka	137	42	81	123	28		S. Walker	197	10	34	44	466
T-69	R. Sutter	291	61	61	122	533		M. Baron	383	10	34	44	375
	L. Lindgren	335	23	99	122	292	T-147	D. Balon	116	22	21	43	43
71	A. Aucoin	341	49	71	120	245		J. Wright	91	13	30	43	43
72	J. Bubla	256	17	101	118	202	T-149	N. Baumgartner	99	7	35	42	38
73	P. Reinhart	131	24	90	114	74		T. Letowski	120	18	24	42	51
74	M. Walton	115	44	69	113	71	T-151	D. Brune	143	23	18	41	245
T-75	T. Klatt	313	51	60	111	87		J. Beranek	95	14	27	41	88
	R. Courtinall	141	39	72	111	68	T-153	D. Lowry	165	19	21	40	357
77	M. Samuelsson	155	49	57	106	106		J. Nill	124	17	23	40	219

# ALL-TIME SCORING

Rk	Player	GP	G	A	PTS	PIM
T-155	J. Butler	128	19	20	39	96
	T. Pratt	176	9	30	39	261
T-157	M. Kirtton	119	23	14	37	27
	R. Delorme	210	17	20	37	383
	B. Noonan	98	14	23	37	68
	M. Malik	147	10	27	37	97
161	B. Gassoff	122	19	17	36	163
T-162	C. Hodgson	71	17	18	35	8
	A. DeMarco	95	13	22	35	23
	J. Grisdale	199	3	32	35	266
T-165	B. Derlago	63	15	19	34	29
	W. Connelly	53	14	20	34	12
	A. MacAdam	80	14	20	34	27
	V. Krutov	61	11	23	34	20
	P. Popiel	116	11	23	34	97
T-170	R. Cullen	70	12	21	33	42
	D. Dunn	69	11	22	33	87
	H. York	103	11	22	33	40
	B. McCabe	95	8	25	33	184
T-174	L. Rochefort	87	18	14	32	2
	J-M. Lanthier	105	16	16	32	29
	B. Allen	216	14	18	32	288
	G. Minor	140	11	21	32	173
	L. Rohlin	96	8	24	32	40
T-179	P. Zezel	66	11	20	31	18
	C. Cox	177	10	21	31	535
181	D. Johnson	77	16	14	30	16
<b>T-182</b>	<b>D. Booth</b>	<b>56</b>	<b>16</b>	<b>13</b>	<b>29</b>	<b>32</b>
	R. Torres	80	14	15	29	78
	D. Roberts	71	11	18	29	55
	G. Hawgood	95	7	22	29	32
T-186	M. Sundin	41	9	19	28	28
	L. Goodenough	113	7	21	28	75
T-188	S. Kariya	65	9	18	27	32
	R. Dirk	217	9	18	27	401
	C. Joseph	101	5	22	27	68
	L. Krajicek	117	5	22	27	100
	T. Kurvers	32	4	23	27	20
T-193	L. Bohonos	70	13	13	26	14
	C. Alexander	32	8	18	26	6
	D. Wickenheiser	80	7	19	26	36
T-196	G. Meehan	57	10	15	25	4
	S. Lachance	157	4	21	25	96
T-198	R. Boyd	62	7	17	24	64
	J. McIlhargey	167	6	18	24	403
T-200	J. LeBlanc	43	13	10	23	18
	J. King	55	12	11	23	8
	J. Bulis	79	12	11	23	70
	J. Hlavac	55	10	13	23	16
	D. Pederson	102	8	15	23	98
	D. Richter	127	4	19	23	396
T-206	T. Glass	140	7	14	21	187
	R. Vaive	47	13	8	21	111
	L. Melnyk	190	5	16	21	246
	K. McLean (G)	516	0	21	21	54
<b>T-210</b>	<b>M. Lapierre</b>	<b>101</b>	<b>10</b>	<b>10</b>	<b>20</b>	<b>138</b>
	B. McSheffrey	87	13	7	20	44
	R. Walter	92	9	11	20	59
	R. Stewart	53	8	12	20	4
	D. Saunders	56	7	13	20	10
	J. Schella	115	2	18	20	224
T-216	A. Rome	148	5	14	19	123
	J. Strudwick	243	4	15	19	367
T-218	J. Mazur	47	11	7	18	20
	R. Park	60	8	10	18	29
	T. Hunter	176	8	10	18	512
	K. Guy	114	5	13	18	105
	P. Quinn	133	4	14	18	212
	S. O'Brien	141	2	16	18	275
T-224	J. Tambellini	62	9	8	17	18
	M. Keane	64	8	9	17	20
	J. Carson	34	7	10	17	22
	C. Campbell	89	1	16	17	206
T-228	R. Rypien	119	9	7	16	226
	T. Currie	38	9	7	16	4
	J. Charbonneau	46	8	8	16	55
	D. Sanderson	16	7	9	16	30

Rk	Player	GP	G	A	PTS	PIM
	T. Hall	34	7	9	16	25
	B. Helmer	62	7	9	16	71
	T. Warriner	44	6	10	16	34
	M. Marois	50	4	12	16	115
T-236	A. Spruce	51	9	6	15	37
	M. Arvedson	41	8	7	15	12
	D. Stanley	100	6	9	15	192
	A. McBain	45	5	10	15	54
	S. Staios	143	3	12	15	208
	G. Ledyard	49	2	13	15	14
<b>T-242</b>	<b>K. Ballard</b>	<b>112</b>	<b>3</b>	<b>11</b>	<b>14</b>	<b>117</b>
	D. Smith	40	6	8	14	76
	M. Lindgren	54	5	9	14	18
	W. Huber	35	4	10	14	40
	R. Johnson	120	3	11	14	24
	D. Gagner	33	2	12	14	24
	R. Eriksson	35	2	12	14	4
T-249	D. Hendrickson	67	7	6	13	36
	R. Summanen	19	6	7	13	2
	J. Green	90	6	7	13	39
	R. Shannon	27	5	8	13	24
	J. Holden	46	4	9	13	12
	J. McIntyre	90	3	10	13	75
	B. Murray	90	3	10	13	42
	J. Hughes	52	2	11	13	181
	G. Doak	82	2	11	13	135
	A. Schliebener	84	2	11	13	74
	L. Carriere	56	1	12	13	66
<b>T-260</b>	<b>A. Alberts</b>	<b>100</b>	<b>4</b>	<b>8</b>	<b>12</b>	<b>94</b>
	M. Peca	37	6	6	12	32
T-262	J. Cowan	88	7	4	11	203
	B. Ibister	55	6	5	11	38
	C. Ruutu	25	5	6	11	23
	R. Stern	97	5	6	11	480
	M. Grabner	20	5	6	11	8
	I. Kidd	20	4	7	11	25
	J. Korab	31	4	7	11	64
	B. Ritchie	71	3	8	11	80
	B. Convery	19	2	9	11	8
	A. Eldebrink	43	2	9	11	21
<b>T-272</b>	<b>R. Luongo (G)</b>	<b>386</b>	<b>0</b>	<b>10</b>	<b>10</b>	<b>24</b>
	R. Murphy	73	6	4	10	100
	N. LaFayette	38	5	5	10	6
	J. Jaffray	33	4	6	10	33
	J. Wiley	37	4	6	10	6
	B. Robertsson	69	4	6	10	37
	G. Sanderson	22	3	7	10	8
T-279	M. Pettinger	29	5	4	9	17
	G. Richardson	24	3	6	9	19
	M. Wotton	42	3	6	9	25
	A. Miller	57	1	8	9	32
<b>T-283</b>	<b>D. Weise</b>	<b>68</b>	<b>4</b>	<b>4</b>	<b>8</b>	<b>81</b>
	R. Tudor	26	4	4	8	19
	K. Berry	27	4	4	8	11
	J. Kurtz	27	3	5	8	14
	B. Maxwell	30	1	7	8	28
	S. Kannegiesser	42	1	7	8	36
	J. Hargreaves	66	1	7	8	105
	J. Namestnikov	33	0	8	8	18
	R. Brodeur (G)	377	0	8	8	24
T-292	D. Jackson	15	6	1	7	13
	D. Hordichuk	129	5	2	7	251
	M. Bridgman	15	4	3	7	10
	B. Smolinski	20	4	3	7	8
	G. Rizzuto	37	3	4	7	16
	D. Kozak	28	2	5	7	30
	J. Dowd	38	1	6	7	6
	R. Fitzpatrick	58	1	6	7	46
T-300	A. Ebbett	18	5	1	6	6
	G.C. Adams	12	4	2	6	35
	B. Reid	13	2	4	6	0
	D. Kesa	19	2	4	6	18
	S. Pahlsson	19	2	4	6	12
	J. Mair	23	2	4	6	8
	S. McCarthy	51	2	4	6	43
	R. Ward	71	2	4	6	4
	D. Seguin	26	1	5	6	46

# ALL-TIME SCORING

Rk	Player	GP	G	A	PTS	PIM	Rk	Player	GP	G	A	PTS	PIM
T-311	T. Santala	30	1	5	6	24	T-395	K. Carney	18	0	2	2	14
	D. Logan	40	1	5	6	122		R. Davison	23	0	2	2	51
	<b>C. Schneider (G)</b>	<b>68</b>	<b>0</b>	<b>5</b>	<b>5</b>	<b>0</b>		M. Reaume	27	0	2	2	4
	H. Vasiljevs	18	3	2	5	2		D. Sly	31	0	2	2	10
	B. Wilcox	33	3	2	5	15		J. Huscroft	33	0	2	2	118
	W. Brookbank	52	3	2	5	176		D. Malkoc	41	0	2	2	136
	A. Bolduc	46	2	3	5	38		G. Bromley (G)	73	0	2	2	8
	S. Nemchinov	6	2	3	5	4		D. Wilson (G)	148	0	2	2	39
	B. Loney	12	2	3	5	6		G. Smith (G)	189	0	2	2	104
	M. Schneider	17	2	3	5	12		J. Krog	4	1	0	1	2
T. Bouck	36	2	3	5	60	M. Bliznak	6	1	0	1	0		
D. Berehowsky	39	2	3	5	39	M. Grenier	7	1	0	1	9		
C. McAllister	64	2	3	5	169	S. Shirokov	8	1	0	1	2		
J. Cullimore	64	2	3	5	62	T. Lenardon	8	1	0	1	4		
R. Gregg	21	1	4	5	24	L. Nycholat	14	0	1	1	6		
C. O'Sullivan	11	0	5	5	2	M. Lampman	14	1	0	1	0		
T-325	D. Callander	21	3	1	4	2	F. Kucera	26	1	0	1	10	
	R. Stewart	42	3	1	4	10	D. Ratushny	1	0	1	1	2	
	S. Kulak	32	2	2	4	37	J. Balej	1	0	1	1	0	
	M. Chouinard	42	2	2	4	10	S. Pronger	3	0	1	1	4	
	B. Bitz	10	1	3	4	14	B. Moran	3	0	1	1	2	
	N. Eisenhut	13	1	3	4	21	O. Vaananen	3	0	1	1	0	
	L. Lunde	20	1	3	4	2	B. Affleck	5	0	1	1	0	
	B. Smith	21	1	3	4	52	G. Hubick	5	0	1	1	0	
	S. Holt	22	1	3	4	80	J. McDonnell	7	0	1	1	12	
	E. Hatoum	26	1	3	4	21	T. Mojis	7	0	1	1	12	
D. Fortier	58	1	3	4	125	P. Coulombe	7	0	1	1	4		
F. Potvin(G)	69	0	4	4	4	J. Kocur	7	0	1	1	19		
K. Whitmore (G)	74	0	4	4	15	C. Levie	9	0	1	1	13		
D. Cloutier (G)	208	0	4	4	70	A. Sulzer	12	0	1	1	2		
T-339	<b>Z. Kassian</b>	<b>17</b>	<b>1</b>	<b>2</b>	<b>3</b>	<b>31</b>	E. Ciccone	13	0	1	1	47	
	<b>C. Tanev</b>	<b>54</b>	<b>0</b>	<b>3</b>	<b>3</b>	<b>2</b>	D. Bodger	13	0	1	1	4	
	M-A. Gragnani	14	1	2	3	6	P. Lawless	13	0	1	1	0	
	<b>A. Volpatti</b>	<b>38</b>	<b>2</b>	<b>1</b>	<b>3</b>	<b>53</b>	L. Zetterstrom	14	0	1	1	2	
	V. Oreskovich	17	0	3	3	15	S. Burke (G)	16	0	1	1	14	
	J. Belanger	9	3	0	3	4	W. Young (G)	30	0	1	1	0	
	V. Sharifjanov	17	2	1	3	14	C. Sanford (G)	35	0	1	1	4	
	A. Semak	18	2	1	3	2	R. Bartel	40	0	1	1	14	
	K. Manery	21	2	1	3	15	D. Langdon	45	0	1	1	143	
	S. Morin	6	1	2	3	6	P. Skudra (G)	46	0	1	1	2	
Y. Tremblay	12	1	2	3	12	M. Weaver	55	0	1	1	33		
M. Rucinsky	13	1	2	3	10	J. Garrett (G)	56	0	1	1	23		
M. Stapleton	18	1	2	3	8	A. Stojanov	62	0	1	1	136		
F. Speck	18	1	2	3	0	J. Agnew	65	0	1	1	189		
J. Wiste	23	1	2	3	0	T. Gamble (G)	72	0	1	1	22		
L. Goren	30	1	2	3	30	C. Maniago (G)	93	0	1	1	18		
T. Crowder	30	1	2	3	52	C. Ridley (G)	96	0	1	1	13		
L. Courville	33	1	2	3	16	T-433	<b>Y. Sauve</b>	<b>5</b>	<b>0</b>	<b>0</b>	<b>0</b>	<b>0</b>	
R. Flockhart	43	1	2	3	12		R. Brown	1	0	0	0	7	
S. Antoski	70	1	2	3	265		D. Dunbar	1	0	0	0	2	
M. Stevens	6	0	3	3	6		B. Hurlburt	1	0	0	0	2	
D. Gibson	14	0	3	3	20		P. Ryan	1	0	0	0	2	
R. Buskas	17	0	3	3	36		M. Bannerman (G)	0	0	0	0	0	
G. Martin	24	0	3	3	45		K. Block	1	0	0	0	0	
G. Cochrane	63	0	3	3	177		S. Hazlett	1	0	0	0	0	
A. Auld (G)	81	0	3	3	4		R. Homenuke	1	0	0	0	0	
C. Hirsch (G)	101	0	3	3	8		M. Jokela	1	0	0	0	0	
F. Caprice (G)	102	0	3	3	17	B. MacDonald	1	0	0	0	0		
G. Snow (G)	109	0	3	3	46	S. McKichan (G)	1	0	0	0	0		
G. Hanlon (G)	137	0	3	3	107	R. McVicar (G)	1	0	0	0	0		
T-369	D. Woodley	5	2	0	2	17	T. Moss (G)	1	0	0	0	0	
	P. Kavanagh	6	2	0	2	2	G. Sobchuk	1	0	0	0	0	
	P. Bakovic	10	2	0	2	48	S. Veysey	1	0	0	0	0	
	G. Leeman	10	2	0	2	0	Z. FitzGerald	1	0	0	0	0	
	L. Bourdon	36	2	0	2	24	<b>B. Sweatt</b>	<b>2</b>	<b>0</b>	<b>0</b>	<b>0</b>	<b>0</b>	
	L. Sweatt	3	1	1	2	2	K. Primeau	2	0	0	0	4	
	K. Beech	4	1	1	2	0	R. Bawa	2	0	0	0	0	
	C. Vilgrain	6	1	1	2	0	B. Cook	2	0	0	0	0	
	L. Vaic	9	1	1	2	2	P. Folco	2	0	0	0	0	
	M. Christie	9	1	1	2	0	D. Gloor	2	0	0	0	0	
B. Lukowich	13	1	1	2	4	L. Gould	2	0	0	0	0		
Z. Komarniski	19	1	1	2	10	B. Holloway	2	0	0	0	0		
M. Brown	39	1	1	2	140	D. MacIntyre (G)	2	0	0	0	0		
M. Duco	6	0	2	2	5	D. McClelland (G)	2	0	0	0	0		
M. Bergevin	9	0	2	2	2	A. Michaud (G)	2	0	0	0	0		
H. Young	11	0	2	2	25	A. Tezikov	2	0	0	0	0		
F. Fedorov	15	0	2	2	8	J. Schultz	2	0	0	0	0		

Rk	Player	GP	G	A	PTS	PIM
	S. Stone	2	0	0	0	0
	D. McCord	3	0	0	0	6
	R. Bonni	3	0	0	0	0
	J. Capuano	3	0	0	0	0
	R. Heinz (G)	3	0	0	0	0
	M. Ouellet	3	0	0	0	0
	J. Andersson	4	0	0	0	0
	N. Smith	4	0	0	0	0
	R. Gordon	4	0	0	0	2
	B. Leeb	4	0	0	0	2
	M. Noronen	4	0	0	0	0
	M. Ouellet (G)	4	0	0	0	2
	R. Parent	4	0	0	0	0
	E. Oberg	4	0	0	0	0
	P. O'Neil	5	0	0	0	0
	C. Schwab (G)	6	0	0	0	2
	M. Brochu (G)	6	0	0	0	0
	M. Fountain (G)	6	0	0	0	0
	B. Mason (G)	6	0	0	0	0
	M. Sturm	6	0	0	0	2
	M. Mancari	6	0	0	0	0
	J. Perrault	7	0	0	0	0
	T. Hawkins	8	0	0	0	15
	S. Butenschon	8	0	0	0	10
	S. Washburn	8	0	0	0	2
	D. Morrison	8	0	0	0	0
	J. LaBarbera (G)	9	0	0	0	0
	D. Sabourin (G)	9	0	0	0	0
	J. Rohlicek	9	0	0	0	8
	J. Caron (G)	10	0	0	0	2
	S. Brown	12	0	0	0	8
	K. Ellacott (G)	12	0	0	0	0
	G. Desbiens	13	0	0	0	12
	J. Arbour	13	0	0	0	12
	L. Bolonchuk	15	0	0	0	6
	M. Brown	16	0	0	0	77
	B. Glynn	16	0	0	0	12
	E. Weinrich	16	0	0	0	8
	B. Bullock (G)	16	0	0	0	2
	N. McIver	18	0	0	0	59
	A. Raycroft (G)	21	0	0	0	4
	J. Hedberg (G)	21	0	0	0	10
	K. Weekes (G)	31	0	0	0	0
	C. Hodge (G)	35	0	0	0	0
	B. Essensa (G)	39	0	0	0	4
	A. Irbe (G)	41	0	0	0	2
	G. Gardner (G)	42	0	0	0	0
	E. Dyck (G)	49	0	0	0	0
	K. Lockett (G)	55	0	0	0	8
	S. Weeks (G)	66	0	0	0	4

# ALL-TIME PLAYER RECORDS

## GAMES

1	Trevor Linden	1,140
2	Stan Smyl	896
3	<b>Henrik Sedin</b>	<b>892</b>
4	Markus Naslund	884
5	<b>Daniel Sedin</b>	<b>859</b>
6	Harold Snepsts	781
7	Mattias Ohlund	770
8	Dennis Kearns	677
9	Doug Lidster	666
10	Thomas Gradin	613

## GOALS

1	Markus Naslund	346
2	Trevor Linden	318
3	<b>Daniel Sedin</b>	<b>279</b>
4	Stan Smyl	262
5	Pavel Bure	254
6	Tony Tanti	250
7	Thomas Gradin	197
8	Todd Bertuzzi	188
9	Don Lever	186
10	Greg Adams	179

## ASSISTS

1	<b>Henrik Sedin</b>	<b>576</b>
2	<b>Daniel Sedin</b>	<b>439</b>
3	Trevor Linden	415
4	Stan Smyl	411
5	Markus Naslund	410
6	Thomas Gradin	353
7	Dennis Kearns	290
8	Andre Boudrias	267
9	Todd Bertuzzi	261
10	Brendan Morrison	257

## PENALTY MINUTES

1	Gino Odjick	2,127
2	Garth Butcher	1,668
3	Stan Smyl	1,556
4	Harold Snepsts	1,446
5	Tiger Williams	1,324
6	Donald Brashear	1,159
7	Dana Murzyn	900
8	Todd Bertuzzi	822
9	Jim Sandlak	789
10	<b>Alex Burrows</b>	<b>771</b>

## GAME-WINNING GOALS

1	<b>Daniel Sedin</b>	<b>60</b>
2	Markus Naslund	49
3	Trevor Linden	33
T-4	<b>Henrik Sedin</b>	<b>32</b>
	Pavel Bure	32
6	Brendan Morrison	30
7	Tony Tanti	29
	Thomas Gradin	26
9	Todd Bertuzzi	24
10	<b>Alex Burrows</b>	<b>22</b>

## POWER PLAY GOALS

1	Markus Naslund	114
2	<b>Daniel Sedin</b>	<b>103</b>
3	Tony Tanti	102
4	Trevor Linden	97
5	Todd Bertuzzi	79
6	Stan Smyl	74
7	Pavel Bure	69
8	Greg Adams	65
9	Don Lever	53
10	<b>Ryan Kesler</b>	<b>50</b>

## SHORTHANDED GOALS

1	Pavel Bure	24
2	<b>Alex Burrows</b>	<b>16</b>
3	Trevor Linden	15
T-4	Stan Smyl	13
	Alex Mogilny	13
6	Petri Skriko	11
7	<b>Ryan Kesler</b>	<b>9</b>
8	Matt Cooke	8
T-9	Thomas Gradin	7
	Brendan Morrison	7

## HAT TRICKS

T-1	Markus Naslund	10
	Tony Tanti	10
3	Pavel Bure	9
4	Stan Smyl	7
T-5	<b>Daniel Sedin</b>	<b>5</b>
	Todd Bertuzzi	5
	Petri Skriko	5
T-8	Trevor Linden	4
	Thomas Gradin	4
	Alex Mogilny	4
	Darcy Rota	4
	Bobby Schmautz	4

## GOALTENDER

### Games Played

1	Kirk McLean	516
2	<b>Roberto Luongo</b>	<b>386</b>
3	Richard Brodeur	377
4	Dan Cloutier	208
5	Gary Smith	189

### Wins

1	<b>Roberto Luongo</b>	<b>224</b>
2	Kirk McLean	211
3	Richard Brodeur	126
4	Dan Cloutier	109
5	Gary Smith	72

### Shutouts

1	<b>Roberto Luongo</b>	<b>33</b>
2	Kirk McLean	20
3	Dan Cloutier	14
4	Gary Smith	11
T-5	Richard Brodeur	6
	Garth Snow	6

### AVG (Min. 50 GP)

1	<b>Cory Schneider</b>	<b>2.24</b>
2	<b>Roberto Luongo</b>	<b>2.35</b>
3	Dan Cloutier	2.42
4	Alex Auld	2.75
5	Felix Potvin	2.84

## CENTRES

Rk.	Player	G	A	PTS
1	<b>H. Sedin</b>	<b>171</b>	<b>576</b>	<b>747</b>
2	Gradin	197	353	550
3	Morrison	136	257	393
4	Boudrias	121	267	388
5	Sundstrom	133	209	342
6	<b>Kesler</b>	<b>153</b>	<b>184</b>	<b>337</b>
7	Ronning	112	216	328
8	Oddleifson	85	180	265
9	Pederson	60	137	197
10	Lalonde	72	117	189

## RIGHT WING

Rk.	Player	G	A	PTS
1	Linden	318	415	733
2	Smyl	262	411	673
3	Bure	254	224	478
4	Tanti	250	220	470
5	Bertuzzi	188	261	449
6	Mogilny	139	169	308
7	Ververgaert	139	165	304
T-8	Sandlak	104	117	221
	Blight	96	125	221
10	Schmautz	108	104	212

## LEFT WING

Rk.	Player	G	A	PTS
1	Naslund	346	410	756
2	<b>D. Sedin</b>	<b>279</b>	<b>439</b>	<b>718</b>
3	Lever	186	221	407
4	Skriko	171	202	373
5	G.G. Adams	179	190	369
6	<b>Burrows</b>	<b>139</b>	<b>131</b>	<b>270</b>
7	G. Courttnall	102	144	246
8	Rota	20	116	236
9	Fraser	92	114	206
10	Cooke	83	120	203

## DEFENCEMEN

Rk.	Player	G	A	PTS
1	Ohlund	93	232	325
T-2	Lumme	83	238	321
	Kearns	31	290	321
4	Lidster	65	242	307
5	Salo	74	162	236
6	Jovanovski	57	177	234
7	Lanz	56	171	227
8	McCarthy	51	148	199
9	Snepsts	35	160	195
10	<b>Bieksa</b>	<b>42</b>	<b>149</b>	<b>191</b>

## ROOKIE

Rk.	Player	G	A	PTS
T-1	Bure	34	26	60
	Hlinka	23	37	60
3	Linden	30	29	59
4	Ververgaert	26	31	57
T-5	Blight	25	31	56
	Tallon	14	42	56
7	Ward	22	30	52



# ALL-TIME PLAYER RECORDS

## SEASON PLAYER RECORDS

Season	Goals	Assists	Points								
1970.71	Paiement	34	Tallon	42	Boudrias	66	1989.90	Adams	30	Reinhart	40
1971.72	Boudrias	27	Guevremont	38	Boudrias	61	1990.91	Linden	33	Linden	37
					Kurtenbach	61		Courtall	33		
1972.73	Schmautz	38	Boudrias	40	Schmautz	71	1991.92	Bure	34	Ronning	47
1973.74	Schmautz	26	Boudrias	59	Boudrias	75	1992.93	Bure	60*	Ronning	56
	Ververgaert	26					1993.94	Bure	60*	Bure	47
1974.75	Lever	38	Boudrias	62	Boudrias	78	1994.95	Bure	20	R. Courtall	24
1975.76	Ververgaert	37	Kearns	46	Ververgaert	71	1995.96	Mogilny	55	Mogilny	52
			Oddleifson	46			1996.97	Gelinass	35	Mogilny	42
1976.77	Blight	28	Kearns	55	Blight	68	1997.98	Bure	51	Bure	39
1977.78	Walton	29	Kearns	43	Walton	66	1998.99	Naslund	36	Messier	35
1978.79	Sedlbauer	40	Gradin	31	Sedlbauer	56	1999.00	Naslund	27	Cassels	45
			Kearns	31			2000.01	Naslund	41	Cassels	44
1979.80	Smyl	31	Smyl	47	Smyl	78	2001.02	Naslund	40	Naslund	50
1980.81	Williams	35	Gradin	48	Gradin	69	2002.03	Naslund	48	Naslund	56
1981.82	Gradin	37	Gradin	49	Gradin	86	2003.04	Naslund	35	Naslund	49
1982.83	Rota	42	Gradin	54	Smyl	88	2004.05	-	-	-	-
1983.84	Tanti	45	Gradin	57	Sundstrom	91	2005.06	Carter	33	H. Sedin	57
1984.85	Tanti	39	Sundstrom	43	Sundstrom	68	2006.07	D. Sedin	36	H. Sedin	71
1985.86	Tanti	39	Sundstrom	48	Skriko	78	2007.08	D. Sedin	29	H. Sedin	61
1986.87	Tanti	41	Pederson	52	Tanti	79	2008.09	D. Sedin	31	H. Sedin	60
1987.88	Tanti	40	Pederson	52	Tanti	77	2009.10	A. Burrows	35	H. Sedin	83*
1988.89	Linden	30	Reinhart	50	Skriko	66	2010.11	D. Sedin	41	H. Sedin	75
	Skriko	30						Kesler	41		
							2011.12	D. Sedin	30	H. Sedin	67

\*Club Record

## SEASON PENALTY MINUTES & GOALTENDING RECORDS

Season	Penalty Minutes	Goaltender (Min. 20 GP)	Avg	Wins	Season	Penalty Minutes	Goaltender (Min. 20 GP)	Avg	Wins				
1970.71	Paiement	152	Hodge	3.41	Hodge	15	1991.92	Odjick	348	McLean	2.74	McLean	38
1971.72	Schella	166	Wilson	3.61	Wilson	16	1992.93	Odjick	370	Whitmore	3.10	McLean	28
1972.73	Schmautz	137	Wilson	3.94	Wilson	13	1993.94	Odjick	271	McLean	2.99	McLean	23
1973.74	Dailey	143	Smith	3.44	Smith	20	1994.95	Murzyn	129	McLean	2.75	McLean	18
1974.75	Pratt	145	Smith	3.09	Smith	32	1995.96	Odjick	181	Hirsch	2.93	Hirsch	17
1975.76	Snepsts	125	Lockett	3.47	Smith	20	1996.97	Odjick	371	McLean	3.21	McLean	21
1976.77	Snepsts	149	Maniago	3.36	Maniago	17	1997.98	Brashear	372	Irbe	2.73	Irbe	14
1977.78	McIlhargey	172	Maniago	4.02	Maniago	10	1998.99	Brashear	209	Snow	2.93	Snow	20
1978.79	Snepsts	130	Hanlon	3.10	Hanlon	12	1999.00	Brashear	136	Potvin	2.59	Potvin	12
1979.80	Smyl	204	Hanlon	3.47	Hanlon	12	2000.01	Brashear	145	Essensa	2.68	Essensa	18
1980.81	Williams	343	Brodeur	3.51	Brodeur	17	2001.02	Cooke	111	Skudra	2.42	Cloutier	31
1981.82	Williams	341	Brodeur	3.35	Brodeur	20	2002.03	Bertuzzi	144	Cloutier	2.42	Cloutier	33
1982.83	Williams	265	Brodeur	3.79	Brodeur	21	2003.04	May	137	Cloutier	2.27	Cloutier	33
1983.84	Williams	294	Brodeur	4.01	Garrett	14	2004.05	-	-	-	-	-	33
1984.85	Butcher	152	Brodeur	4.67	Brodeur	16	2005.06	Ruutu	142	Auld	2.94	Auld	33
1985.86	Butcher	188	Young	3.58	Brodeur	19	2006.07	Bieksa	134	Luongo	2.29	Luongo	47*
1986.87	Butcher	207	Brodeur	3.59	Brodeur	20	2007.08	Burrows	179	Luongo	2.38	Luongo	35
1987.88	Butcher	285	McLean	3.71	McLean	11	2008.09	O'Brien	196	Luongo	2.34	Luongo	33
1988.89	Butcher	227	Weeks	2.98	McLean	20	2009.10	Hordichuk	142	Raycroft	2.42	Luongo	40
1989.90	Stern	208	McLean	3.47	McLean	21	2010.11	Torres	78	Luongo	2.11	Luongo	38
1990.91	Odjick	296	Gamble	3.45	Gamble	16	2011.12	Lapierre	130	Schneider	1.96	Luongo	38

\*Club Record

# ALL-TIME PLAYER RECORDS

## GOALTENDING RECORDS

Goaltender	GPI	MINs	GA	SO	Avg	W-L-T	Goaltender	GPI	MINs	GA	SO	Avg	W-L-T
Kirk McLean	516	29,989	1637	20	3.28	211-228-59	Bob Essensa	39	2,059	92	1	2.68	18-12-3
<b>Roberto Luongo</b>	<b>386</b>	<b>22,555</b>	<b>883</b>	<b>33</b>	<b>2.35</b>	<b>224-115-41</b>	Charlie Hodge	35	1,967	112	0	3.42	15-13-5
Richard Brodeur	377	21,548	1389	6	3.87	126-172-62	Curtis Sanford	35	1,652	74	1	2.71	11-11-1
Dan Cloutier	208	12,010	485	14	2.42	109-68-23	Kevin Weekes	31	1,519	81	1	3.20	6-15-5
Gary Smith	189	10,304	572	11	3.33	72-81-23	Wendell Young	30	1,443	96	0	3.99	5-15-4
Dunc Wilson	148	7,919	518	2	3.93	34-86-12	Andrew Raycroft	21	967	39	1	2.42	9-5-1
Glen Hanlon	137	7,770	461	5	3.56	43-66-21	Johan Hedberg	21	1,098	46	3	2.51	8-6-2
Garth Snow	109	5,717	273	6	2.87	33-52-11	Bruce Bullock	16	927	74	0	4.79	3-9-3
Frank Caprice	102	5,589	391	1	4.20	31-47-11	Sean Burke	16	838	49	0	3.51	2-9-4
Corey Hirsch	101	5,434	283	4	3.12	32-42-13	Ken Elcott	12	555	41	0	4.43	2-3-4
Curt Ridley	96	5,183	328	1	3.80	25-44-16	Jacques Caron	10	465	38	0	4.90	2-5-1
Cesare Maniago	93	5,269	323	2	3.68	27-45-17	Jason LaBarbera	9	451	20	0	2.66	3-2-2
Alex Auld	81	4,650	213	1	2.75	39-31-8	Dany Sabourin	9	479	21	0	2.63	2-4-1
Pau Whitmore	74	4,296	244	1	3.40	36-28-6	Bob Mason	6	353	29	0	4.93	2-4-0
Gary Bromley	73	3,982	241	3	3.63	25-27-14	Corey Schwab	6	269	16	0	3.57	2-1-1
Troy Gamble	72	3,804	229	1	3.61	22-29-9	Mike Fountain	6	245	14	1	3.43	2-2-0
Felix Potvin	69	3,972	188	1	2.84	26-30-10	Martin Brochu	6	216	15	0	4.17	0-3-0
<b>Cory Schneider</b>	<b>68</b>	<b>3,639</b>	<b>136</b>	<b>4</b>	<b>2.24</b>	<b>38-17-4</b>	Mike Noronen	4	170	10	0	3.52	1-1-0
Steve Weeks	66	3,808	218	0	3.43	19-34-11	Maxime Ouellet	4	222	12	0	3.25	0-2-0
John Garrett	56	2,994	205	1	4.11	22-21-5	Rick Heinz	3	180	9	1	3.00	2-1-0
Ken Lockett	55	2,348	131	2	3.35	13-15-8	D. McClelland	2	120	10	0	5.00	1-1-0
Ed Dycck	49	2,453	178	1	4.54	8-28-5	Drew MacIntyre	2	61	3	0	2.95	0-1-0
Peter Skudra	46	2,358	101	2	2.57	19-13-8	Alfie Michaud	2	69	5	0	4.35	0-1-0
George Gardner	42	2,159	138	0	3.83	9-22-4	Tyler Moss	1	22	1	0	2.50	0-0-0
Arturs Irbe	41	1,999	91	2	2.73	14-11-6	M. Bannerman	1	20	0	0	0.00	0-0-0
							Steve McKichan	1	20	2	0	6.00	0-0-0
							Rob McVicar	1	3	0	0	0.00	0-0-0

## CANUCKS MOST PRODUCTIVE MONTHS

Player	Month	GP	Points	Markus Naslund	Jan. 2002	14	8-13-21
Stan Smyl	Mar. 1983	16	10-21-31	<b>Player</b>	<b>Month</b>	<b>GP</b>	<b>Points</b>
Pavel Bure	Mar. 1994	16	19-11-30	Petr Nedved	Nov. 1992	15	12-9-21
Darcy Rota	Mar. 1983	16	15-15-30	Barry Pederson	Jan. 1988	15	5-16-21
Thomas Gradin	Mar. 1983	16	11-16-27	Pavel Bure	Nov. 1997	13	8-13-21
<b>Henrik Sedin</b>	<b>Jan. 2010</b>	<b>13</b>	<b>6-19-25</b>	<b>Daniel Sedin</b>	<b>Dec. 2010</b>	<b>14</b>	<b>7-13-20</b>
<b>Henrik Sedin</b>	<b>Dec. 2009</b>	<b>15</b>	<b>5-20-25</b>	<b>Daniel Sedin</b>	<b>Mar. 2007</b>	<b>15</b>	<b>9-11-20</b>
Alex Mogilny	Feb. 1996	13	12-13-25	Alex Mogilny	Jan. 1996	12	11-9-20
<b>Henrik Sedin</b>	<b>Mar. 2010</b>	<b>15</b>	<b>4-20-24</b>	Patrik Sundstrom	Oct. 1983	12	7-13-20
Pavel Bure	Nov. 1992	15	16-8-24	<b>Ryan Kesler</b>	<b>Dec. 2010</b>	<b>14</b>	<b>9-10-19</b>
Patrik Sundstrom	Feb. 1984	15	13-11-24	<b>Henrik Sedin</b>	<b>Mar. 2009</b>	<b>15</b>	<b>7-12-19</b>
Tony Tanti	Oct. 1983	12	13-10-23	<b>Henrik Sedin</b>	<b>Mar. 2007</b>	<b>15</b>	<b>2-17-19</b>
Geoff Courttnall	Nov. 1992	15	5-18-23	Dan Quinn	Feb. 1990	14	13-6-19
<b>Henrik Sedin</b>	<b>Dec. 2011</b>	<b>15</b>	<b>2-20-22</b>	Pavel Bure	Jan. 1994	13	13-6-19
<b>Henrik Sedin</b>	<b>Dec. 2010</b>	<b>14</b>	<b>7-15-22</b>	Petri Skriko	Nov. 1983	14	10-9-19
<b>Daniel Sedin</b>	<b>Mar. 2010</b>	<b>15</b>	<b>8-14-22</b>	Greg Adams	Nov. 1987	14	9-10-19
<b>Alex Burrows</b>	<b>Jan. 2010</b>	<b>13</b>	<b>15-7-22</b>	Todd Bertuzzi	Jan. 2002	14	7-12-19
<b>Daniel Sedin</b>	<b>Jan. 2010</b>	<b>13</b>	<b>6-16-22</b>	Barry Pederson	Nov. 1986	14	7-12-19
<b>Daniel Sedin</b>	<b>Dec. 2009</b>	<b>15</b>	<b>9-13-22</b>	Stan Smyl	Feb. 1980	12	5-14-19
Petri Skriko	Nov. 1986	14	14-8-22	<b>Daniel Sedin</b>	<b>Mar. 2009</b>	<b>15</b>	<b>5-13-18</b>
Tony Tanti	Jan. 1988	15	13-9-22	<b>Daniel Sedin</b>	<b>Dec. 2006</b>	<b>13</b>	<b>9-9-18</b>
Pavel Bure	Jan. 1992	14	12-10-22	Ivan Hlinka	Nov. 1982	14	8-10-18
Petri Skriko	Mar. 1987	12	10-12-22	Petri Skriko	Jan. 1988	13	8-10-18
Todd Bertuzzi	Mar. 2002	14	11-11-22	Trevor Linden	Dec. 1995	13	7-11-18
<b>Daniel Sedin</b>	<b>Mar. 2011</b>	<b>15</b>	<b>9-12-21</b>	Per-Olov Brasar	Mar. 1981	13	6-12-18

# ALL-TIME PENALTY SHOTS

Thomas Gradin	Mar. 1982	13	6-12-18
Paul Reinhart	Oct. 1989	13	5-13-18

## CANUCKS POINT STREAKS

Rank	Player	Date	GP	Points
T-1	Nedved	Nov. 19/92	Dec. 27/92	15 15-9-24
	Bertuzzi	Jan. 3/02	Feb. 4/02	15 7-12-19
3	Rota	Mar. 2/83	Mar. 29/83	14 15-15-30
T-4	Kesler	Feb. 6/10	Mar. 14/10	13 6-9-15
	Smyl	Feb. 27/83	Mar. 23/83	13 8-19-27
	Bure	Jan. 4/93	Jan. 30/93	13 12-10-22
T-6	Burrows	Dec. 31/09	Jan. 25/10	12 13-6-19
	Gradin	Feb. 27/83	Mar. 21/83	12 10-16-26
	Bure	Mar. 9/94	Apr. 1/94	12 16-8-24
	Smyl	Feb. 7/80	Mar. 4/80	12 5-17-22
	Bure	Feb. 8/94	Mar. 4/94	12 11-10-21
	Semenov	Nov. 6/92	Nov. 26/92	12 1-16-17
	Bertuzzi	Jan. 17/03	Feb. 13/03	12 6-8-14
T-12	D. Sedin	Feb. 12/10	Mar. 16/10	11 3-14-17
	Tanti	Oct. 5/83	Oct. 28/83	11 13-10-23
	Kearns	Feb. 27/77	Mar. 20/77	11 1-19-20
	Mogilny	Nov. 3/95	Nov. 23/95	11 9-8-17

	Bubla	Oct. 12/83	Nov. 5/83	11 1-11-12
T-16	D. Sedin	Nov. 24/10	Dec. 18/10	10 4-10-14
	Burrows	Jan. 22/11	Feb. 14/11	10 8-4-12
	H. Sedin	Dec. 22/09	Jan. 11/10	10 5-15-20
	Bure	Nov. 11/97	Dec. 1/97	10 8-8-16
	Mogilny	Jan. 22/96	Feb. 9/96	10 9-6-15

## STREAKS TO START SEASON

Rank	Player	Month	GP	Points
1	Tanti	Oct. 5/83	Oct. 28/83	11 13-10-23
2	D. Sedin	Oct. 9/10	Oct. 26/10	9 7-5-12
T-3	Linden	Oct. 9/95	Oct. 25/95	8 5-7-12
	Walton	Oct. 12/77	Oct. 29/77	8 6-6-12
5	Pederson	Oct. 6/88	Oct. 18/88	7 3-4-7
6	H. Sedin	Oct. 9/10	Oct. 19/10	6 0-9-9
7	Boudrias	Oct. 9/74	Oct. 19/74	5 0-9-9
T-8	Ververgaert	Oct. 9/74	Oct. 19/74	5 5-2-7
	Lever	Oct. 9/74	Oct. 19/74	5 3-4-7
T-10	D. Sedin	Oct. 5/07	Oct. 13/07	5 4-3-7
	Tanti	Oct. 18/84	Oct. 18/84	5 4-1-5
	Tannahill	Oct. 7/78	Oct. 17/78	5 2-3-5

## CANUCKS PENALTY SHOTS (Scored on 18 of 47 opportunities)

Player	Date	Goaltender	Result	Score
Andre Boudrias	Mar. 9/73	Roger Crozier	GOAL	BUF 2 @ VAN 5
Ron Sedlbauer	Nov. 19/77	Billy Smith	no goal	VAN 2 @ NYI 9
Ron Sedlbauer	Mar. 7/78	Glen Resch	no goal	VAN 2 @ NYI 5
Ron Sedlbauer	Mar. 2/79	Greg Inness	no goal	WSH 6 @ VAN 2
Harold Snepsts	Feb. 2/80	Gilles Meloche	GOAL	VAN 5 @ MIN 4
Thomas Gradin	Feb. 11/82	Gilles Gilbert	GOAL	VAN 4 @ DET 4
Ivan Hlinka	Feb. 11/82	Gilles Gilbert	GOAL	VAN 4 @ DET 4
Stan Smyl	Jan. 16/87	Mike Vernon	GOAL	CGY 5 @ VAN 9
Greg Adams	Jan. 7/88	Alain Chevrier	no goal	VAN 6 @ NJ 3
Greg Adams	Jan. 9/89	Alan Bester	no goal	VAN 0 @ TOR 3
Greg Adams	Dec. 10/89	Jacques Cloutier	no goal	VAN 1 @ CHI 7
Gino Odjick	Oct. 19/91	Mike Vernon	GOAL	CGY 2 @ VAN 5
Greg Adams	Dec. 1/91	Bill Ranford	no goal	VAN 0 @ EDM 7
Greg Adams	Jan. 25/92	Curtis Joseph	no goal	VAN 1 @ STL 0
Pavel Bure	Feb. 17/92	John Vanbiesbrouck	no goal	VAN 3 @ NYR 3
Pavel Bure	Feb. 28/92	Rick Tabaracci	GOAL	WPG 3 @ VAN 5
Pavel Bure	Oct. 6/93	Kelly Hrudey	no goal	VAN 5 @ LA 2
Geoff Courtney	Mar. 21/95	Damian Rhodes	no goal	TOR 1 @ VAN 3
Mike Sillinger	Jan. 14/97	Mark Fitzpatrick	GOAL	FLA 4 @ VAN 4
Pavel Bure	Nov. 12/97	Mike Vernon	GOAL	VAN 5 @ SJ 2
Alex Mogilny	Dec. 1/97	Chris Osgood	GOAL	DET 3 @ VAN 3
Pavel Bure	Jan. 26/98	Nikolai Khabibulin	GOAL	VAN 2 @ PHX 4
Pavel Bure	Feb. 28/98	Damian Rhodes	GOAL	OTT 4 @ VAN 6
Markus Naslund	Dec. 19/98	Mike Dunham	GOAL	NSH 6 @ VAN 4
Andrew Cassels	Nov. 30/99	Patrick Roy	no goal	COL 4 @ VAN 2
Andrew Cassels	Mar. 18/01	Norm Maracle	no goal	VAN 5 @ ATL 3
Markus Naslund	Oct. 18/01	Curtis Joseph	GOAL	TOR 6 @ VAN 5
Markus Naslund	Mar. 21/02	Chris Osgood	no goal	VAN 2 @ NYI 3
Daniel Sedin	Jan. 17/04	Jean-Sebastien Giguere	no goal	ANA 2 @ VAN 1
Jarkko Ruutu	Feb. 13/04	Pasi Nurminen	no goal	ATL 4 @ VAN 1
Trevor Linden	Nov. 20/05	Ilya Bryzgalov	GOAL	VAN 3 @ ANA 2
Alex Burrows	Jan. 5/06	Craig Anderson	no goal	VAN 3 @ CHI 2
Jarkko Ruutu	Jan. 5/06	Craig Anderson	GOAL	VAN 3 @ CHI 2
Alex Burrows	Feb. 3/06	Mikikka Kiprusoff	no goal	VAN 3 @ CGY 1
Daniel Sedin	Mar. 8/07	Curtis Joseph	no goal	VAN 4 @ PHX 2
Henrik Sedin	Nov. 27/07	Jonas Hiller	no goal	ANA 0 @ VAN 4
Markus Naslund	Feb. 1/08	Tomas Vokoun	no goal	VAN 3 @ FLA 4
Daniel Sedin	Feb. 10/08	Nikolai Khabibulin	no goal	CHI 2 @ VAN 3
Markus Naslund	Mar. 15/08	Marty Turco	no goal	VAN 4 @ DAL 3
Taylor Pyatt	Nov. 12/08	Peter Budaj	GOAL	COL 2 @ VAN 1
Pavol Demitra	Mar. 27/09	Andrew Raycroft	no goal	VAN 4 @ COL 1
Mason Raymond	Jan. 7/10	Ilya Bryzgalov	no goal	PHX 0 @ VAN 4
Henrik Sedin	Nov. 1/10	Martin Brodeur	GOAL	NJ 0 @ VAN 3
Alex Burrows	Mar. 8/11	Ilya Bryzgalov	no goal	VAN 4 @ PHX 3(OT)
Daniel Sedin	Mar. 25/11	Chris Mason	no goal	VAN 3 @ ATL 1
Zack Kassian	Mar. 6/12	Richard Bachman	no goal	DAL 5 @ VAN 2
David Booth	Apr. 3/12	Jonas Hiller	no goal	ANA 4 @ VAN 5(SO)

# CANUCKS PENALTY SHOTS

## OPPOSITION (Scored on 17 of 50 opportunities)

Player	Date	Goaltender	Result	Score			
P. Andrea	Nov. 5/70	Dunc Wilson	NO GOAL	VAN 4	@	BUF	1
G. Charron	Feb. 29/72	Ed Dych	NO GOAL	VAN 2	@	DET	8
S. Atkinson	Feb. 1/75	Ken Lockett	goal	WSH 2	@	VAN	5
D. Murdoch	Nov. 3/76	Curt Ridley	goal	NYR 6	@	VAN	1
D. Savard	Jan. 10/82	Richard Brodeur	NO GOAL	VAN 2	@	CHI	3
B. Propp	Jan. 4/83	Ken Ellacott	goal	VAN 1	@	PHI	4
W. Gretzky	Jan. 19/83	Richard Brodeur	goal	VAN 4	@	EDM	9
B. Ashton	Dec. 11/88	Kirk McLean	goal	WPG 6	@	VAN	8
J. Nieuwendyk	Dec. 16/88	Steve Weeks	goal	CGY 5	@	VAN	3
M. Donnelly	Nov. 12/92	Kirk McLean	goal	VAN 4	@	LA	7
A. Kovalenko	Dec. 4/93	Kirk McLean	goal	VAN 1	@	QUE	3
B. Gilchrist	Jan. 27/94	Kirk McLean	NO GOAL	DAL 3	@	VAN	2
R. Niedermayer	Mar. 13/97	Corey Hirsch	NO GOAL	VAN 4	@	FLA	5
H. Dominichelli	Feb. 27/98	Arturs Irbe	goal	VAN 4	@	CGY	4
O. Nolan	Dec. 26/98	Garth Snow	NO GOAL	VAN 0	@	SJ	2
M. Rucinsky	Jan. 2/99	Corey Hirsch	NO GOAL	MTL 2	@	VAN	1
P. Kariya	Feb. 20/99	Corey Hirsch	goal	ANA 5	@	VAN	1
M. Sushinsky	Nov. 26/00	Felix Potvin	NO GOAL	VAN 2	@	MIN	4
B. Hull	Jan. 22/01	Felix Potvin	NO GOAL	VAN 1	@	DAL	2
D. Bylsma	Dec. 12/01	Dan Cloutier	NO GOAL	VAN 1	@	ANA	0
S. Roest	Mar. 2/02	Dan Cloutier	goal	MIN 3	@	VAN	6
M. Sillinger	Mar. 14/02	Dan Cloutier	NO GOAL	VAN 5	@	CBJ	1
B. Morrow	Nov. 6/02	Dan Cloutier	goal	VAN 0	@	DAL	4
T. Holmstrom	Jan. 19/03	Dan Cloutier	NO GOAL	VAN 4	@	DET	1
A. Laaksonen	Oct. 18/03	Johan Hedberg	NO GOAL	VAN 2	@	MIN	2
E. Nickulas	Nov. 6/03	Dan Cloutier	NO GOAL	VAN 2	@	STL	3
O. Saprykin	Dec. 26/03	Dan Cloutier	NO GOAL	VAN 2	@	CGY	0
J. Iginla	Jan. 3/04	Alex Auld	NO GOAL	VAN 3	@	CGY	1
A. Laaksonen	Feb. 19/04	Dan Cloutier	goal	VAN 2	@	MIN	6
P. Demitra	Feb. 28/04	Johan Hedberg	NO GOAL	STL 0	@	VAN	2
P.M. Bouchard	Oct. 12/05	Dan Cloutier	goal	VAN 0	@	MIN	6
C. Kobasew	Nov. 7/05	Alex Auld	NO GOAL	VAN 3	@	CGY	4
S. Doan	Nov. 26/05	Alex Auld	NO GOAL	VAN 1	@	PHX	2
R. Nash	Feb. 6/06	Alex Auld	NO GOAL	CBJ 4	@	VAN	7
<b>B. Rolston</b>	<b>Nov. 2/06</b>	<b>Roberto Luongo</b>	<b>goal</b>	<b>VAN 2</b>	<b>@</b>	<b>MIN</b>	<b>5</b>
<b>E. Staal</b>	<b>Dec. 8/06</b>	<b>Roberto Luongo</b>	<b>NO GOAL</b>	<b>CAR 3</b>	<b>@</b>	<b>VAN</b>	<b>4</b>
<b>S. Crosby</b>	<b>Dec. 8/07</b>	<b>Roberto Luongo</b>	<b>NO GOAL</b>	<b>PIT 2</b>	<b>@</b>	<b>VAN</b>	<b>1</b>
<b>M. Nylander</b>	<b>Oct. 13/08</b>	<b>Roberto Luongo</b>	<b>goal</b>	<b>VAN 1</b>	<b>@</b>	<b>WSH</b>	<b>5</b>
<b>S. Gagner</b>	<b>Oct. 25/08</b>	<b>Roberto Luongo</b>	<b>NO GOAL</b>	<b>EDM 3</b>	<b>@</b>	<b>VAN</b>	<b>6</b>
<b>A. Frolov</b>	<b>Oct. 30/08</b>	<b>Roberto Luongo</b>	<b>NO GOAL</b>	<b>VAN 4</b>	<b>@</b>	<b>LA</b>	<b>0</b>
<b>P. Sharp</b>	<b>Mar. 29/09</b>	<b>Roberto Luongo</b>	<b>NO GOAL</b>	<b>VAN 4</b>	<b>@</b>	<b>CHI</b>	<b>0</b>
<b>A. Semin</b>	<b>Dec. 18/09</b>	<b>Roberto Luongo</b>	<b>NO GOAL</b>	<b>WSH 2</b>	<b>@</b>	<b>VAN</b>	<b>3</b>
<b>M. Paajarvi</b>	<b>Dec. 12/10</b>	<b>Roberto Luongo</b>	<b>NO GOAL</b>	<b>VAN 2</b>	<b>@</b>	<b>EDM</b>	<b>1</b>
<b>J. Neal</b>	<b>Dec. 31/10</b>	<b>Cory Schneider</b>	<b>NO GOAL</b>	<b>VAN 4</b>	<b>@</b>	<b>DAL</b>	<b>1</b>
<b>K. Porter</b>	<b>Jan. 18/11</b>	<b>Roberto Luongo</b>	<b>NO GOAL</b>	<b>VAN 3</b>	<b>@</b>	<b>COL</b>	<b>4</b>
<b>T. Hartikainen</b>	<b>Apr. 2/11</b>	<b>Cory Schneider</b>	<b>NO GOAL</b>	<b>EDM 4</b>	<b>@</b>	<b>VAN</b>	<b>1</b>
<b>M. Mayorov</b>	<b>Oct. 10/11</b>	<b>Cory Schneider</b>	<b>NO GOAL</b>	<b>VAN 3</b>	<b>@</b>	<b>CBJ</b>	<b>2</b>
<b>M. Knuble</b>	<b>Oct. 29/11</b>	<b>Roberto Luongo</b>	<b>goal</b>	<b>WSH 4</b>	<b>@</b>	<b>VAN</b>	<b>7</b>
<b>D. Paille</b>	<b>Jan. 7/12</b>	<b>Cory Schneider</b>	<b>NO GOAL</b>	<b>VAN 4</b>	<b>@</b>	<b>BOS</b>	<b>3</b>
<b>M. Ribeiro</b>	<b>Mar. 22/12</b>	<b>Cory Schneider</b>	<b>NO GOAL</b>	<b>VAN 2</b>	<b>@</b>	<b>DAL</b>	<b>1</b>

## CANUCKS SHUTOUTS

No.	Date	Opponent	Score	Goaltender
<b>1971.72</b>				
1	Oct. 27	@ Toronto	0-0	Dunc Wilson
<b>1972.73</b>				
2	Jan. 9	St. Louis	3-0	Dunc Wilson
3	Feb. 16	Atlanta	5-0	Ed Dyck
<b>1973.74</b>				
4	Oct. 23	Atlanta	3-0	Gary Smith
5	Mar. 15	Atlanta	3-0	Gary Smith
6	Mar. 31	California	7-0	Gary Smith
<b>1974.75</b>				
7	Oct. 20	@ NY Rangers	1-0	Gary Smith
8	Oct. 29	Detroit	7-0	Gary Smith
9	Nov. 12	Chicago	1-0	Gary Smith
10	Nov. 30	NY Islanders	3-0	Gary Smith
11	Dec. 10	California	3-0	Gary Smith
12	Feb. 11	Kansas City	4-0	Gary Smith
13	Apr. 1	California	7-0	Ken Lockett
14	Apr. 2	@ California	3-0	Ken Lockett
<b>1975.76</b>				
15	Nov. 25	Buffalo	4-0	Gary Smith
16	Feb. 20	Minnesota	7-0	Gary Smith
17	Apr. 2	@ California	5-0	Curt Ridley
<b>1976.77</b>				
18	Mar. 10	Chicago	5-0	Cesare Maniago
<b>1977.78</b>				
19	Nov. 20	@ NY Rangers	3-0	Cesare Maniago
<b>1978.79</b>				
20	Nov. 1	@ Chicago	1-0	Glen Hanlon
21	Dec. 5	Atlanta	3-0	Glen Hanlon
22	Dec. 23	Los Angeles	2-0	Glen Hanlon
23	Feb. 22	Colorado	3-0	Gary Bromley
24	Mar. 31	@ Colorado	2-0	Gary Bromley
<b>1979.80</b>				
25	Apr. 1	Edmonton	5-0	Gary Bromley
<b>1980.81</b>				
26	Mar. 1	Hartford	3-0	Glen Hanlon
<b>1981.82</b>				
27	Oct. 28	Washington	3-0	Richard Brodeur
28	Dec. 2	Minnesota	5-0	Glen Hanlon
29	Mar. 28	Winnipeg	5-0	Rick Heinz
30	Apr. 3	@ Los Angeles	6-0	Richard Brodeur
<b>1982.83</b>				
31	Mar. 2	@ Winnipeg	3-0	John Garrett
<b>1983.84</b>				
32	Jan. 15	Hartford	5-0	Frank Caprice
33	Jan. 27	Philadelphia	4-0	Richard Brodeur
<b>1985.86</b>				
34	Oct. 23	@ Detroit	5-0	Richard Brodeur
35	Nov. 11	Detroit	5-0	Richard Brodeur
<b>1986.87</b>				
36	Nov. 18	Calgary	5-0	Richard Brodeur
<b>1987.88</b>				
37	Feb. 17	Pittsburgh	5-0	Kirk McLean
<b>1988.89</b>				
38	Oct. 19	@ New Jersey	4-0	Kirk McLean
39	Feb. 21	St. Louis	2-0	Kirk McLean
40	Mar. 8	Winnipeg	3-0	Kirk McLean
41	Mar. 16	Edmonton	3-0	Kirk McLean
<b>1990.91</b>				
42	Oct. 12	St. Louis	4-0	Troy Gamble
<b>1991.92</b>				
43	Nov. 10	NY Islanders	6-0	Kirk McLean
44	Nov. 16	San Jose	1-0	Kirk McLean

No.	Date	Opponent	Score	Goaltender
45	Dec. 4	@ Montreal	3-0	Kirk McLean
46	Jan. 25	@ St. Louis	1-0 OT	Kirk McLean
47	Mar. 1	Calgary	11-0	Kirk McLean
<b>1992.93</b>				
48	Nov. 21	Edmonton	9-0	Kirk McLean
49	Dec. 31	Los Angeles	4-0	Kirk McLean
50	Jan. 4	Tampa Bay	7-0	Kirk McLean
51	Apr. 4	@ Ottawa	3-0	Kay Whitmore
<b>1993.94</b>				
52	Nov. 10	Los Angeles	4-0	Kirk McLean
53	Nov. 16	St. Louis	3-0	Kirk McLean
54	Mar. 3	St. Louis	4-0	Kirk McLean
<b>1994.95</b>				
55	Apr. 11	Anaheim	5-0	Kirk McLean
<b>1995.96</b>				
56	Jan. 15	@ Boston	6-0	Corey Hirsch
57	Mar. 3	@ Buffalo	3-0	Kirk McLean
58	Apr. 13	Calgary	5-0	Kirk McLean
<b>1996.97</b>				
59	Nov. 14	@ New Jersey	3-0	Mike Fountain
60	Nov. 19	Dallas	2-0	Corey Hirsch
61	Dec. 15	@ St. Louis	8-0	Corey Hirsch
<b>1997.98</b>				
62	Oct. 13	Edmonton	3-0	Kirk McLean
63	Dec. 15	Los Angeles	7-0	Arturs Irbe
64	Dec. 18	@ San Jose	0-0 OT	Arturs Irbe
<b>1998.99</b>				
65	Oct. 23	@ Florida	5-0	Garth Snow
66	Nov. 19	@ Colorado	5-0	Garth Snow
67	Jan. 10	Dallas	2-0	Corey Hirsch
68	Feb. 26	Carolina	1-0	Garth Snow
69	Mar. 11	@ Phoenix	3-0	Garth Snow
70	Mar. 29	Phoenix	1-0	Garth Snow
71	Apr. 12	@ Calgary	2-0	Garth Snow
<b>1999.00</b>				
72	Oct. 24	@ NY Rangers	3-0	Kevin Weekes
<b>2000.01</b>				
73	Oct. 14	Buffalo	4-0	Felix Potvin
74	Feb. 8	San Jose	0-0	Bob Essensa
<b>2001.02</b>				
75	Oct. 13	Colorado	4-0	Dan Cloutier
76	Nov. 1	Montreal	4-0	Dan Cloutier
77	Nov. 11	@ Minnesota	5-0	Dan Cloutier
78	Dec. 12	@ Anaheim	1-0	Dan Cloutier
79	Dec. 15	Detroit	3-0	Dan Cloutier
80	Jan. 26	@ Calgary	2-0	Peter Skudra
81	Mar. 12	@ Nashville	5-0	Dan Cloutier
82	Mar. 26	Los Angeles	4-0	Dan Cloutier
<b>2002.03</b>				
83	Oct. 10	@ Calgary	3-0	Dan Cloutier
84	Jan. 26	Phoenix	1-0	Peter Skudra
85	Feb. 25	Atlanta	8-0	Dan Cloutier
86	Mar. 23	Washington	6-0	Alex Auld
<b>2003.04</b>				
87	Oct. 11	Edmonton	3-0	Johan Hedberg
88	Dec. 20	@ Edmonton	3-0	Dan Cloutier
89	Dec. 26	@ Calgary	2-0	Dan Cloutier
90	Feb. 5	@ New Jersey	4-0	Dan Cloutier
91	Feb. 16	@ Colorado	1-0	Dan Cloutier
92	Feb. 28	St. Louis	2-0	Johan Hedberg
93	Mar. 6	@ Columbus	4-0	Johan Hedberg
94	Mar. 24	Los Angeles	1-0	Dan Cloutier
<b>2004.05</b>				
Work stoppage				

# CANUCKS/OPPONENT SHUTOUTS

## 2006.07

95	Oct. 25	@ Chicago	5-0	<b>Roberto Luongo</b>
96	Nov. 28	Columbus	1-0	<b>Roberto Luongo</b>
97	Jan. 16	@ Montreal	4-0	<b>Roberto Luongo</b>
98	Mar. 21	Nashville	2-0	<b>Roberto Luongo</b>
99	Mar. 27	@ Colorado	3-0	<b>Roberto Luongo</b>

## 2007.08

100	Nov. 14	@ Edmonton	0-1	<b>Roberto Luongo</b>
101	Nov. 25	Chicago	2-0	<b>Roberto Luongo</b>
102	Nov. 27	Anaheim	4-0	<b>Roberto Luongo</b>
103	Nov. 29	Columbus	2-0	<b>Roberto Luongo</b>
104	Dec. 18	New Jersey	5-0	<b>Roberto Luongo</b>
105	Jan. 3	NY Rangers	3-0	<b>Roberto Luongo</b>

## 2008.09

106	Oct. 9	Calgary	6-0	<b>Roberto Luongo</b>
107	Oct. 30	@ Los Angeles	4-0	<b>Roberto Luongo</b>
108	Nov. 4	Nashville	4-0	<b>Roberto Luongo</b>
109	Nov. 6	Phoenix	1-0	<b>Roberto Luongo</b>
110	Nov. 8	Minnesota	2-0	<b>Roberto Luongo</b>
111	Dec. 28	Ottawa	3-0	<b>Roberto Luongo</b>
112	Mar. 19	St. Louis	3-0	<b>Roberto Luongo</b>
113	Mar. 29	@ Chicago	4-0	<b>Roberto Luongo</b>
114	Apr. 9	Los Angeles	1-0	<b>Roberto Luongo</b>
115	Apr. 11	@ Colorado	1-0	<b>Roberto Luongo</b>

## 2009.10

116	Oct. 25	Edmonton	2-0	<b>Roberto Luongo</b>
117	Nov. 1	Colorado	3-0	<b>Andrew Raycroft</b>
118	Dec. 3	@ Philadelphia	3-0	<b>Roberto Luongo</b>
119	Jan. 7	Phoenix	4-0	<b>Roberto Luongo</b>
120	Feb. 11	@ Florida	3-0	<b>Roberto Luongo</b>

## 2010.11

121	Nov. 1	New Jersey	3-0	<b>Roberto Luongo</b>
122	Dec. 3	@ Chicago	3-0	<b>Roberto Luongo</b>
123	Feb. 2	@ Phoenix	6-0	<b>Roberto Luongo</b>
124	Mar. 6	@ Anaheim	3-0	<b>Cory Schneider</b>
125	Apr. 7	Minnesota	5-0	<b>Roberto Luongo</b>

## 2011.12

126	Nov. 23	@ Colorado	3-0	<b>Cory Schneider</b>
127	Nov. 25	@ Phoenix	5-0	<b>Cory Schneider</b>
128	Dec. 6	Colorado	6-0	<b>Roberto Luongo/ Cory Schneider*</b>
129	Dec. 19	Minnesota	4-0	<b>Roberto Luongo</b>
130	Jan. 4	Minnesota	3-0	<b>Roberto Luongo</b>
131	Mar. 1	St. Louis	2-0	<b>Roberto Luongo</b>
132	Mar. 26	Los Angeles	1-0	<b>Roberto Luongo</b>
133	Mar. 28	Colorado	1-0	<b>Cory Schneider</b>
134	Apr. 7	Edmonton	3-0	<b>Roberto Luongo</b>

No shutouts were recorded by the Canucks in the following seasons: 1970.71, 1984.85, 1989.90 and 2005.06.

\*A shared shutout does not count towards an individual's total career shutouts

## OPPONENT SHUTOUTS

No. Date Opponent Score Goaltender

### 1971.72

1	Oct. 20	@ Minnesota	0-7	Cesare Maniago
2	Oct. 22	Montreal	0-6	Ken Dryden
3	Oct. 27	@ Toronto	0-0	Bernie Parent
4	Nov. 17	@ Chicago	0-3	Tony Esposito
5	Nov. 18	@ Boston	0-5	Ed Johnston
6	Dec. 4	@ Montreal	0-7	Ken Dryden
7	Dec. 22	@ Detroit	0-3	Al Smith
8	Jan. 20	@ Buffalo	0-1	Roger Crozier
9	Jan. 27	@ Chicago	0-4	Tony Esposito
10	Jan. 30	California	0-2	Gilles Meloche
11	Feb. 24	@ Detroit	0-2	Al Smith
12	Mar. 4	@ Montreal	0-5	Ken Dryden

### 1972.73

13	Oct. 19	@ Buffalo	0-6	Roger Crozier
14	Oct. 24	Pittsburgh	0-4	Denis Herron
15	Jan. 14	Montreal	0-3	Wayne Thomas
16	Jan. 19	Los Angeles	0-4	Gary Edwards
17	Mar. 22	@ Philadelphia	0-9	Doug Favell

### 1973.74

18	Oct. 17	@ Chicago	0-5	Tony Esposito
19	Nov. 9	Chicago	0-4	Tony Esposito
20	Nov. 25	@ NY Rangers	0-5	Ed Giacomin
21	Dec. 7	Atlanta	0-2	Dan Bouchard
22	Mar. 23	@ Los Angeles	0-5	Gary Edwards

### 1974.75

23	Jan. 1	Philadelphia	0-2	Bernie Parent
24	Mar. 19	@ NY Rangers	0-3	Ed Giacomin

### 1975.76

25	Oct. 12	@ Chicago	0-3	Tony Esposito
----	---------	-----------	-----	---------------

### 1976.77

26	Oct. 9	@ Montreal	0-3	Ken Dryden
27	Oct. 20	@ Buffalo	0-4	Gerry Desjardins
28	Nov. 13	Toronto	0-3	Mike Palmateer
29	Jan. 19	Pittsburgh	0-3	Dunc Wilson
30	Feb. 9	@ Montreal	0-6	Ken Dryden
31	Feb. 21	St. Louis	0-4	Eddie Johnston
32	Feb. 26	@ Minnesota	0-3	Pete Lopresti

No. Date Opponent Score Goaltender

### 1977.78

33	Nov. 29	Philadelphia	0-3	Bernie Parent
34	Dec. 11	@ Buffalo	0-3	Don Edwards

### 1978.79

35	Nov. 12	Philadelphia	0-4	Bernie Parent
36	Dec. 30	@ Los Angeles	0-4	Mario Lessard
37	Jan. 2	@ NY Islanders	0-9	Chico Resch
38	Jan. 6	@ Montreal	0-2	Ken Dryden
39	Jan. 24	Chicago	0-5	Tony Esposito
40	Feb. 26	@ Los Angeles	0-2	Mario Lessard
41	Mar. 7	@ Toronto	0-2	Mike Palmateer
42	Mar. 29	@ Philadelphia	0-5	Robbie Moore

### 1979.80

43	Oct. 20	@ Toronto	0-2	Mike Palmateer
44	Jan. 8	@ NY Islanders	0-3	Chico Resch
45	Feb. 3	@ Buffalo	0-3	Bob Sauve

### 1981.82

46	Dec. 19	@ St. Louis	0-5	Mike Liut
----	---------	-------------	-----	-----------

### 1982.83

47	Feb. 24	@ Los Angeles	0-8	Markus Mattsson
----	---------	---------------	-----	-----------------

### 1983.84

48	Jan. 7	@ Minnesota	0-2	Gilles Meloche
49	Jan. 8	@ Chicago	0-2	Murray Bannerman
50	Jan. 10	@ St. Louis	0-2	Mike Liut

### 1984.85

51	Oct. 30	@ Edmonton	0-7	Andy Moog
52	Nov. 17	@ Edmonton	0-7	Grant Fuhr
53	Jan. 2	@ NY Rangers	0-6	John Vanbiesbrouck
54	Feb. 6	@ St. Louis	0-4	Mike Liut
55	Mar. 2	@ Boston	0-5	Pete Peeters

### 1985.86

62	Jan. 14	@ Los Angeles	0-4	Roland Melanson
63	Jan. 23	Pittsburgh	0-6	Meloche/Romano
64	Feb. 24	@ Calgary	0-2	Reggie Lemelin

### 1986.87

62	Jan. 14	@ Los Angeles	0-4	Roland Melanson
63	Jan. 23	Pittsburgh	0-6	Meloche/Romano
64	Feb. 24	@ Calgary	0-2	Reggie Lemelin

No.	Date	Opponent	Score	Goaltender
<b>1987.88</b>				
65	Feb. 19	Toronto	0-5	Ken Wregget
66	Feb. 28	Los Angeles	0-2	Glenn Healy
<b>1988.89</b>				
67	Dec. 15	@ Calgary	0-2	Rick Wamsley
68	Jan. 1	Montreal	0-4	Patrick Roy
69	Jan. 9	@ Toronto	0-3	Allan Bester
70	Mar. 5	@ Washington	0-3	Don Beaupre
<b>1989.90</b>				
71	Jan. 16	@ NY Islanders	0-3	Glenn Healy
72	Mar. 13	Hartford	0-1	Peter Sidorkiewicz
<b>1990.91</b>				
73	Oct. 23	@ Detroit	0-6	Tim Cheveldae
74	Nov. 11	@ Philadelphia	0-2	Pete Peeters
75	Jan. 28	Chicago	0-1	Ed Belfour
76	Feb. 10	@ New Jersey	0-2	Chris Terreri
77	Mar. 3	@ Chicago	0-8	Ed Belfour
<b>1991.92</b>				
78	Dec. 1	@ Edmonton	0-7	Bill Ranford
79	Dec. 3	@ Quebec	0-3	Ron Tugnutt
<b>1992.93</b>				
80	Feb. 15	@ Los Angeles	0-3	Kelly Hrudey
<b>1993.94</b>				
81	Feb. 4	@ Anaheim	0-3	Guy Herbert
<b>1994.95</b>				
82	Mar. 26	@ Calgary	0-2	Trevor Kidd
<b>1995.96</b>				
83	Dec. 23	Detroit	0-1	Mike Vernon
84	Jan. 16	@ Hartford	0-3	Sean Burke
85	Mar. 12	@ Washington	0-9	Jim Carey
86	Mar. 15	@ Ottawa	0-2	Damien Rhodes
87	Mar. 23	Calgary	0-4	Trevor Kidd
88	Apr. 8	@ Anaheim	0-2	Guy Hebert
<b>1996.97</b>				
89	Oct. 6	@ Edmonton	0-2	Curtis Joseph
90	Dec. 23	Edmonton	0-7	Bob Essensa
91	Jan. 25	@ Phoenix	0-4	Nikolai Khabibulin
92	Feb. 1	@ Calgary	0-3	Trevor Kidd
93	Feb. 22	@ Los Angeles	0-4	Stephane Fiset
94	Mar. 1	Los Angeles	0-3	Stephane Fiset
<b>1997.98</b>				
95	Oct. 17	Boston	0-2	Jim Carey
96	Oct. 29	@ Chicago	0-3	Chris Terreri
97	Dec. 19	@ San Jose	0-0	Mike Vernon
100	Dec. 21	Chicago	0-5	Jeff Hackett
101	Dec. 31	Philadelphia	0-8	Ron Hextall
102	Jan. 14	@ Detroit	0-4	Chris Osgood
103	Mar. 9	St. Louis	0-4	Jamie McLennan
104	Apr. 15	Los Angeles	0-2	Jamie Storr
<b>1998.99</b>				
105	Dec. 12	@ Los Angeles	0-3	Stephane Fiset
106	Dec. 26	@ San Jose	0-2	Steve Shields
107	Dec. 27	@ Edmonton	0-3	M. Shatalenkov
108	Jan. 4	@ St. Louis	0-4	Jamie McLennan
109	Feb. 1	Ottawa	0-1	Ron Tugnutt
110	Feb. 17	@ Chicago	0-4	Jocelyn Thibault
111	Feb. 28	Buffalo	0-2	Dwayne Roloson
112	Apr. 2	San Jose	0-7	Steve Shields
<b>1999.00</b>				
113	Dec. 26	Calgary	0-2	Fred Brathwaite
114	Feb. 14	@ Pittsburgh	0-3	J.S. Aubin
115	Mar. 11	@ Phoenix	0-5	Sean Burke

No.	Date	Opponent	Score	Goaltender
<b>2000.01</b>				
116	Nov. 9	@ Los Angeles	0-2	Jamie Storr
117	Dec. 29	@ Calgary	0-5	Fred Brathwaite
118	Jan. 3	@ Chicago	0-6	Jocelyn Thibault
119	Jan. 20	@ St. Louis	0-3	Roman Turek
120	Feb. 8	San Jose	0-0	Steve Shields
121	Feb. 24	@ Ottawa	0-3	Patrick Lalime
122	Mar. 23	@ New Jersey	0-4	J. Vanbiesbrouck
<b>2001.02</b>				
123	Nov. 20	@ Ottawa	0-3	Patrick Lalime
124	Mar. 9	@ San Jose	0-2	Miikka Kiprusoff
125	Mar. 24	Edmonton	0-2	Tommy Salo
<b>2002.03</b>				
126	Nov. 6	@ Dallas	0-4	Marty Turco
127	Jan. 11	@ San Jose	0-3	Miikka Kiprusoff
128	Mar. 4	@ Philadelphia	0-3	R. Cechmanek
129	Mar. 15	Toronto	0-1	Ed Belfour
130	Apr. 6	Los Angeles	0-2	Jamie Storr
<b>2003.04</b>				
131	Nov. 11	@ Minnesota	0-1	Dwayne Roloson
132	Mar. 18	@ Dallas	0-3	Marty Turco
<b>2004.05</b>				
Work stoppage				
<b>2005.06</b>				
133	Oct. 12	@ Minnesota	0-6	Dwayne Roloson
134	Nov. 5	@ Calgary	0-1	Miikka Kiprusoff
135	Jan. 13	@ New Jersey	0-3	Martin Brodeur
136	Jan. 23	@ St. Louis	0-4	Curtis Sanford
137	Mar. 14	@ Nashville	0-5	Tomas Vokoun
138	Apr. 3	@ Los Angeles	0-1	Mathieu Garon
<b>2006.07</b>				
139	Nov. 9	Anaheim	0-6	J.S. Giguere
140	Nov. 23	@ Nashville	0-6	Tomas Vokoun
141	Dec. 4	Edmonton	0-4	Dwayne Roloson
142	Dec. 21	@ Boston	0-2	Tim Thomas
143	Feb. 7	Chicago	0-3	Patrick Lalime
<b>2007.08</b>				
144	Nov. 1	Nashville	0-3	Dan Ellis
145	Nov. 14	Edmonton	0-1	Mathieu Garon
146	Mar. 13	@ Phoenix	0-2	Ilya Bryzgalov
147	Mar. 28	@ Minnesota	0-4	Niklas Backstrom
<b>2008.09</b>				
148	Oct. 28	Boston	0-1	Tim Thomas
149	Dec. 13	Edmonton	0-3	Dwayne Roloson
150	Dec. 23	@ San Jose	0-5	Evgeni Nabokov
151	Feb. 24	@ Montreal	0-3	Jaroslav Halak
<b>2009.10</b>				
152	Oct. 3	@ Colorado	0-3	Craig Anderson
153	Nov. 22	Chicago	0-1	Antti Niemi
<b>2010.11</b>				
154	Nov. 9	@ Montreal	0-2	Carey Price
155	Jan. 13	@ NY Rangers	0-1	Henrik Lundqvist
156	Jan. 16	@ Minnesota	0-4	Anton Khudobin
157	Mar. 3	Nashville	0-3	Pekka Rinne
158	Apr. 5	@ Edmonton	0-2	Devan Dubnyk
<b>2011.12</b>				
159	Oct. 13	@ Detroit	0-2	Jimmy Howard
160	Oct. 18	NY Rangers	0-4	Henrik Lundqvist
161	Oct. 26	St. Louis	0-3	Brian Elliott
162	Mar. 19	@ Minnesota	0-2	Josh Harding

No shutouts were recorded by Opponents in the following seasons: 1970.71 and 1980.81.



# HAT TRICKS

## HAT TRICKS

**Player Date Opponent Goaltender**

**1970.71**

Oriand Kurtenbach Dec. 12 California Gary Smith  
 Rosaire Paiement (4) Feb. 9 Buffalo Roger Crozier  
 Rosaire Paiement Feb. 16 Boston Gerry Cheevers  
 Wayne Maki Mar. 28 California Gary Smith (1)  
 Chris Worthy (2)

**1971.72**

Andre Boudrias Jan. 22 NY Rangers Gilles Villemure

**1972.73**

Bobby Schmautz Nov. 17 L.A. Gary Edwards (1)  
 Rogie Vachon (2)  
 Bobby Schmautz (4) Nov. 19 Buffalo Dave Dryden  
 Don Tannahill Dec. 26 California Gilles Meloche  
 Bobby Schmautz (4) Dec. 30 NY Islanders Billy Smith  
 Andre Boudrias Jan. 16 Toronto Jacques Plante  
 Bobby Lalonde Mar. 17 Pittsburgh Andy Brown (2)  
 Cam Newton (1)  
 Gord McRae

Don Tannahill Mar. 25 Toronto

**1973.74**

Bobby Schmautz Oct. 26 Detroit Terry Richardson

Don Lever Mar. 31 California Gilles Meloche

**1974.75**

Chris Oddleifson Dec. 6 Atlanta Dan Bouchard  
 Don Lever Feb. 1 Washington Ron Low  
 John Gould Feb. 21 NY Islanders Billy Smith  
 Gerry O'Flaherty Mar. 21 Atlanta Dan Bouchard

**1975.76**

Ron Sedlbauer Nov. 8 Boston Dave Reece  
 John Gould Nov. 11 Toronto Gord McRae  
 Garry Monahan Jan. 23 Minnesota Cesare Maniago

**1976.77**

Rick Blight (4) Oct. 6 Pittsburgh Gord Laxton

**1977.78**

Jere Gillis Nov. 9 St. Louis Ed Johnston  
 Mike Walton Nov. 15 Cleveland Gilles Meloche

**1978.79**

Ron Sedlbauer Nov. 28 St. Louis Phil Myre

**1979.80**

Stan Smyl Mar. 7 Atlanta Pat Riffin  
 Ivan Boldirev Mar. 30 Minnesota Gilles Meloche

**1980.81**

Stan Smyl Oct. 12 Quebec Michel Dion  
 Stan Smyl Dec. 19 Pittsburgh Rob Holland (2)  
 Greg Millen (1)  
 Jim Rutherford

Thomas Gradin Mar. 4 Toronto

**1981.82**

Thomas Gradin Oct. 9 Edmonton Andy Moog  
 Stan Smyl Oct. 31 Philadelphia Pete Peeters  
 Thomas Gradin Nov. 8 Winnipeg Doug Soetaert  
 Ivan Boldirev Nov. 15 Calgary Reggie Lemelin (2)  
 Pat Riffin (1)  
 Don Edwards  
 Denis Herron

Stan Smyl Jan. 27 Buffalo

Darcy Rota Mar. 18 Montreal

**1982.83**

Patrik Sundstrom Dec. 9 Minnesota Gilles Meloche (1)  
 Don Beaupre (2)

Darcy Rota Jan. 6 Hartford Greg Millen

Darcy Rota Mar. 12 Buffalo Phil Myre

Thomas Gradin Mar. 16 Edmonton Andy Moog

**Player Date Opponent Goaltender**

**1983.84**

Darcy Rota Nov. 30 Hartford Greg Millen  
 Tony Tanti Jan. 15 Hartford Greg Millen  
 Tiger Williams Jan. 20 Winnipeg Mike Veisor  
 Patrik Sundstrom Feb. 9 Montreal Rick Wamsley (2)  
 Richard Sevigny (1)

**1984.85**

Tony Tanti Jan. 30 Montreal Steve Penney

**1985.86**

Tony Tanti Nov. 13 Pittsburgh Roberto Romano  
 Petri Skriko Nov. 19 Detroit Greg Stefan  
 Tony Tanti Jan. 21 New Jersey Craig Billington

**1986.87**

Petri Skriko Nov. 18 Calgary Mike Vernon  
 Petri Skriko (4) Nov. 21 NY Rangers John Vanbiesbrouck  
 Petri Skriko Nov. 26 Los Angeles Roland Melanson  
 Stan Smyl Dec. 14 Chicago M. Bannerman (2)  
 Bob Sauve (1)

Tony Tanti Jan. 19 Winnipeg D. Berthiaume (2)

Petri Skriko Mar. 6 Montreal Steve Penney (1)

Stan Smyl Mar. 20 Winnipeg Patrick Roy

Stan Smyl Apr. 3 Winnipeg Pokey Reddick

**1987.88**

Greg Adams (4) Oct. 8 St. Louis Greg Millen

Tony Tanti (4) Jan. 13 Winnipeg Steve Penney

Tony Tanti Jan. 30 Calgary Mike Vernon

Tony Tanti Mar. 13 Buffalo Tom Barrasso

**1988.89**

Greg Adams Oct. 12 Edmonton Grant Fuhr

Trevor Linden Nov. 17 Minnesota Jon Casey (2)

Trevor Linden Nov. 22 Buffalo Kari Takko (1)

Tony Tanti Jan. 7 Pittsburgh Daren Puppa (2)

Jim Sandlak Mar. 26 Winnipeg Empty Net (1)

Tom Barrasso

Bob Essensa

Rich Sutter Oct. 20 New Jersey Chris Terreri

Dan Quinn Feb. 24 Los Angeles Kelly Hrudey

**1990.91**

Trevor Linden Dec. 20 Edmonton Kari Takko

**1991.92**

Igor Larionov Nov. 3 Edmonton Bill Ranford (2)

Dave Babych Nov. 22 Calgary Peter Ing (1)

Greg Adams Dec. 4 Montreal Mike Vernon

Igor Larionov Dec. 28 San Jose Patrick Roy

Jeff Hackett

**1992.93**

Pavel Bure (4) Oct. 12 Winnipeg Bob Essensa

Pavel Bure Nov. 2 Calgary Jeff Reese

Cliff Ronning Apr. 15 Los Angeles Robb Stauber (2)

Kelly Hrudey (1)

**1993.94**

Pavel Bure Jan. 24 Edmonton Bill Ranford

Pavel Bure Mar. 11 Winnipeg Tim Cheveldae

Pavel Bure Mar. 27 Los Angeles Robb Stauber

**1994.95**

Pavel Bure Apr. 11 Anaheim Guy Hebert

Russ Courttnall Apr. 22 Edmonton Bill Ranford

## Player Date Opponent Goaltender

### 1995.96

Alex Mogilny	Oct. 14	San Jose	Wade Flaherty
Cliff Ronning	Dec. 1	San Jose	Chris Terreri
Alex Mogilny	Dec. 22	Anaheim	Mikhail Shtalenkov
Alex Mogilny	Jan. 6	Tampa Bay	Darren Puppa
Russ Courtnall	Mar. 6	Buffalo	Dominik Hasek
Trevor Linden	Mar. 9	Colorado	Stephane Fiset
Markus Naslund	Apr. 13	Calgary	Rick Tabaracci

### 1996.97

Alex Mogilny	Dec. 15	St. Louis	Grant Fuhr
Martin Gelas	Feb. 6	Detroit	Chris Osgood
Martin Gelas (4)	Feb. 27	Phoenix	Nikolai Khabibulin

### 1997.98

Pavel Bure	Oct. 21	Dallas	Eddie Belfour
Pavel Bure	Dec. 6	Colorado	Patrick Roy
Pavel Bure	Dec. 15	Los Angeles	Frederic Chabot (1) Stephane Fiset (2)

### 1998.99

Markus Naslund	Dec. 4	Dallas	Eddie Belfour
----------------	--------	--------	---------------

### 2000.01

Andrew Cassels	Nov. 8	Anaheim	Guy Hebert (1) Dominic Roussel (2)
Harold Druken	Dec. 8	San Jose	Evgeni Nabokov (1) Steve Shields (2)
Todd Bertuzzi	Dec. 30	San Jose	Evgeni Nabokov
Markus Naslund	Jan. 14	Calgary	Mike Vernon (2) Fred Brathwaite (1)

### 2001.02

Markus Naslund	Oct. 18	Toronto	Curtis Joseph
Markus Naslund	Jan. 28	Nashville	Mike Dunham (2) Tomas Vokoun (1)

Todd Bertuzzi	Mar. 19	NY Rangers	Dan Blackburn (2) Empty Net (1)
---------------	---------	------------	------------------------------------

Markus Naslund	Apr. 11	Los Angeles	Felix Potvin
----------------	---------	-------------	--------------

### 2002.03

Markus Naslund	Oct. 21	San Jose	Miikka Kiprusoff (2) Vesa Toskala (1)
----------------	---------	----------	--

Markus Naslund (4)	Dec. 14	Edmonton	Tommy Salo
Todd Bertuzzi	Mar. 17	Dallas	Ron Tugnutt

## Player Date Opponent Goaltender

### 2003.04

Brendan Morrison	Nov. 29	Calgary	Jamie McLennan
Markus Naslund (4)	Dec. 9	Pittsburgh	Marc-Andre Fleury
<b>Daniel Sedin (4)</b>	Feb. 24	Detroit	Manny Legace (3) Empty Net (1)

### 2004.05

Work stoppage

### 2005.06

Todd Bertuzzi	Nov. 13	Detroit	Manny Legace
Todd Bertuzzi	Jan. 14	NY Islanders	Rick DiPietro (2) Wade Dubielewicz (1)

<b>Alex Burrows</b>	Mar. 27	Los Angeles	Mathieu Garon
---------------------	---------	-------------	---------------

### 2006.07

<b>Daniel Sedin</b>	Feb. 6	Edmonton	Dwayne Roloson (2) Empty Net (1)
---------------------	--------	----------	-------------------------------------

### 2007.08

Markus Naslund	Nov. 21	Minnesota	Josh Harding
----------------	---------	-----------	--------------

### 2009.10

<b>Henrik Sedin</b>	Nov. 14	Colorado	Craig Anderson (2) Peter Budaj (1)
---------------------	---------	----------	---------------------------------------

<b>Daniel Sedin</b>	Dec. 10	Atlanta	Ondrej Pavelec
---------------------	---------	---------	----------------

<b>Mason Raymond</b>	Dec. 27	Calgary	Miikka Kiprusoff (2) Curtis McElhinney (1)
----------------------	---------	---------	---

<b>Alex Burrows</b>	Jan. 5	Columbus	Steve Mason (2) Mathieu Garon (1)
---------------------	--------	----------	--------------------------------------

<b>Alex Burrows</b>	Jan. 7	Phoenix	Ilya Bryzgalov
---------------------	--------	---------	----------------

<b>Mikael Samuelsson</b>	Mar. 9	Colorado	Craig Anderson
--------------------------	--------	----------	----------------

Michael Grabner	Apr. 2	Anaheim	Curtis McElhinney
-----------------	--------	---------	-------------------

<b>Daniel Sedin</b>	Apr. 10	Calgary	Miikka Kiprusoff
---------------------	---------	---------	------------------

### 2010.11

Raffi Torres	Nov. 2	Edmonton	Nikolai Khabibulin
--------------	--------	----------	--------------------

<b>Mason Raymond</b>	Dec. 1	Calgary	Miikka Kiprusoff
----------------------	--------	---------	------------------

<b>Ryan Kesler</b>	Dec. 15	Columbus	Mathieu Garon
--------------------	---------	----------	---------------

<b>Ryan Kesler</b>	Jan. 7	Edmonton	Nikolai Khabibulin
--------------------	--------	----------	--------------------

<b>Ryan Kesler</b>	Apr. 7	Minnesota	Niklas Backstrom
--------------------	--------	-----------	------------------

### 2011.12

<b>Daniel Sedin</b>	Dec. 6	Colorado	Semyon Varlamov
---------------------	--------	----------	-----------------

No hat tricks were recorded in the following seasons: 1999.00, 2008.09

# ALL-TIME TEAM RECORDS

## SEASON

### POINTS

Most Overall	117	2010.11
Most Home	63	2009.10
Most Road	58	2010.11
Fewest Overall	48	1971.72, 1994.95
Fewest Home	32	1976.77
Fewest Road	26	1994.95*
	15	1971.72, 1972.73

### WINS

Most Overall	54	2010.11
Most Home	30	2009.10
Most Road	27	2010.11
Fewest Overall	20	1971.72, 1977.78
Fewest Home	13	1976.77, 1977.78, 1989.90
Fewest Road	10	1994.95*
	5	1972.73

### LOSSES

Most Overall	50	1971.72
Most Home	22	1997.98
Most Road	30	1971.72
Fewest Overall	24	2002.03
Fewest Home	8	1994.95*
Fewest Road	8	1981.82
	10	1994.95*
		2010.11, 2002.03, 1994.95*

### TIES

Most Overall	20	1980.81
Most Home	12	1977.78, 1981.82
Fewest Overall	3	1993.94
Fewest Home	3	1993.94

### OVERTIME

Most Games	28	1999.00
Most Wins	12	2006.07
Most Losses	9	1999.00

### SHOOTOUT

Most Games	15	2011.12
Most Wins	8	2011.12
Most Losses	9	2007.08

### GOALS

Most For	346	1992.93
Fewest For	192	1998.99
Most Against	153	1994.95*
Fewest Against	401	1984.85
	185	2010.11
	148	1994.95*

### POWER PLAY GOALS

Most For	90	1982.83, 1983.84
Fewest For	47	1972.73
Most Against	47	1994.95*
Fewest Against	89	1984.85
	40	2011.12
	39	1994.95*

### SHORTHANDED GOALS

Most For	19	1997.98
Fewest For	1	1978.79
Most Against	18	1987.88
Fewest Against	5	2008.09
	5	1974.75

### SHUTOUTS

Most	10	2008.09
Fewest	0	1970.71, 1984.85, 1989.90, 2005.06
Most Against	12	1971.72
Fewest Against	0	1970.71

### PENALTIES (IN MINUTES)

Most For	2,326	1992.93
Fewest For	943	1972.73

## HAT TRICKS

Most	8	2009.10
		Alex Burrows (2), Michael Grabner, Mason Raymond, Mikael Samuelsson, Daniel Sedin (2), Henrik Sedin
	8	1986.87
		Petri Skriko (4), Stan Smyl (2), Tony Tanti (2)

## 20-GOAL SCORERS

Most	8	1980.81
		Dave Williams (35), Bobby Schmautz (27), Ivan Boldirev (26), Curt Fraser (25), Darcy Rota (25), Stan Smyl (25), Per-Olov Brasar (22), Thomas Gradin (21)
	8	1984.85
		Tony Tanti (39), Stan Smyl (27), Patrik Sundstrom (25), Peter McNab (23), Thomas Gradin (22), Moe Lemay (21), Cam Neely (21), Petri Skriko (21)

## 30-GOAL SCORERS

Most	4	1992.93
		Pavel Bure (60), Petr Nedved (38), Trevor Linden (33), Geoff Courtnall (31)

## 80-POINT SCORERS

Most	3	1982.83
		Stan Smyl (88), Thomas Gradin (86), Darcy Rota (81)

## LONGEST WIN STREAK

Overall	10	Nov. 9-30/02
Home	11	Feb. 3-Mar. 19/09
Road	9	Mar. 5-29/11

## LONGEST UNDEFEATED STREAK

Overall	14	Jan. 26-Feb. 25/03 (10-0-4-0)
Home	18	Nov. 4/92-Jan. 16/93 (16-0-2)
Road	9	Feb. 4-Mar. 3/03 (6-0-3-0)

## LONGEST LOSING STREAK

Overall	10	Oct. 23-Nov. 11/97
Home	6	Dec. 18/70-Jan. 20/71
Road	12	Nov. 28/81-Feb. 6/82

## LONGEST WINLESS STREAK

Overall	13	Nov. 9-Dec. 7/73 (0-10-3)
Home	11	Dec. 18/70-Feb. 6/71 (0-10-1)
Road	20	Jan. 2-Apr. 2/86 (0-14-6)

## SHUTOUTS

Longest Sequence		242:36
	Nov. 4/08 vs NSH – Nov. 12/08 vs COL	
Longest Sequence, Against		223:30
	Jan. 4/84 vs LA – Jan. 13/84 vs WSH	

\*1994.95 was a shortened NHL Season.

## GAME

### MOST GOALS

For	11	Mar. 28/71 – CAL 5 @ VAN 11
	11	Nov. 25/86 – LA 5 @ VAN 11
	11	Mar. 1/92 – CGY 0 @ VAN 11
Against	13	Oct. 18/84 – VAN 2 @ PHI 13
	13	Nov. 8/85 – VAN 0 @ EDM 13
Both Teams	19	Oct. 7/83 – MIN 9 @ VAN 10

### LARGEST MARGIN OF

Victory	11	Mar. 1/92 – CGY 0 @ VAN 11
Defeat	13	Nov. 8/85 – VAN 0 @ EDM 13

## TIE GAMES

Highest Score	7-7	Four times – most recent: Oct. 12/95 @ LA
Scoreless	0-0	Oct. 27/71 @ TOR
		Dec. 19/97 @ SJ
		Feb. 8/01 vs SJ

## POWER PLAY GOALS

Most For	6	Oct. 7/83 vs MIN Mar. 1/92 vs CGY
Most Against	6	Nov. 29/84 by LA
Most, Both Teams	10	Oct. 7/83 – VAN 6, MIN 4

## PENALTY MINUTES

Most For	155	Feb. 22/80 vs PHI
Most, Opponent	189	Feb. 22/80 vs PHI
Most, Two Teams	344	Feb. 22/80 vs PHI
Fewest, Two Teams	0	Mar. 13/76 vs NYR

## SHOTS ON GOAL

Most For	62	Jan. 31/91 vs NYR
Most Against	60	Feb. 25/71 BOS
Most, Two Teams	96	Jan. 31/91 vs NYR
Fewest For	8	Dec. 18/96 vs NJ
Fewest Against	10	Apr. 4/75 MIN
Fewest, Two Teams	33	Twice Jan. 10/99 vs DAL Feb. 28/99 vs BUF
Widest Margin	34	Feb. 20/76 – VAN 50, MIN 16 Nov. 18/80 – VAN 57, WPG 23

## WIDEST MARGIN (SHOTS)

By Opponent	39	Oct. 18/84 – PHI 58, VAN 19
-------------	----	-----------------------------

## PERIOD

### GOALS

Most For	6	Twice Jan. 21/06, 1st vs MTL, Jan. 16/87, 1st vs CGY
Most For, Both Teams	10	Twice Jan. 8/76 (3rd, BUF 6, VAN 4) Jan. 16/87 (1st, VAN 6, CGY 4)
Most Against	7	Oct. 19/83 (3rd by EDM) Nov. 8/85 (3rd by EDM)

## POWER PLAY GOALS

Most For	4	2nd period, Dec. 14/02 @ EDM
Most Against	3	14 times (most recent Jan. 13/06, 3rd. @ NJ)* *3rd goal empty net

## PENALTY MINUTES

Most For	138	Feb. 22/80 (3rd vs PHI)
Most By Opponent	164	Feb. 22/80 (3rd by PHI)
Most, Both Teams	302	Feb. 22/80 (3rd vs PHI)

## SHOTS ON GOAL

Most For	28	Jan. 31/91 (3rd vs NYR)
Most By Opponent	28	Feb. 25/71 (3rd by BOS)
Most, Both Teams	43	Feb. 25/71 (3rd, BOS 28 VAN 15)
Fewest	0	Four times (most recent Oct. 21/07, 2nd. @ CBJ)
Fewest By Opponent	0	Three times (most recent Mar. 31/11, 3rd. vs LA) 3rd, Feb. 1/99 (3rd @ OTT)
Fewest, Both Teams	4	Mar. 2/91 (3rd, VAN 27 vs STL 3)
Widest Margin	24	Dec. 13/84 (3rd vs MTL)
Widest Margin, Opp.	23	

## SHOTS ON GOAL IN OVERTIME

Most For	8	Jan. 24/12 vs EDM Nov. 24/08 vs DET
Most, Opponent	8	Dec. 20/89 by CGY
Most, Both Teams	12	May 3/92 (VAN 6 vs EDM 6)
Widest Margin	8	Nov. 24/08 (VAN 8 DET 0)
Widest Margin, Opp.	8	Dec. 20/89 (CGY 8 VAN 0)

## FASTEST TWO GOALS

Canucks	:06	Feb. 6/92 – 2nd vs NYI (Greg Adams 8:51, Cliff Ronning 8:57)
Opponent	:07	Oct. 19/76 – 1st vs NYI (Bob Nystrom 8:34 and 8:41) Mar. 3/90 – 1st vs CGY (Joe Mullen 3:17, Doug Gilmour 3:24)
Both Teams	:04	Oct. 24/95 – 1st vs NYR (Pat Verbeek 9:29, Niklas Sundstrom 9:36) Mar. 17/85 (3rd vs CHI) (Stan Smyl 19:06, Ed Olczyk 19:10)

## FASTEST THREE GOALS

Canucks	:48	Apr. 13/93 (1st vs LA) (Ryan Walter 8:55, Sergio Momesso, 9:29, Trevor Linden, 9:43)
Opponent	:20	Feb. 25/71 (3rd vs BOS) (John Bucyk 4:50, Ed Westfall 5:02, Ted Green 5:10)
Both Teams	:30	Feb. 14/88 (1st vs EDM) (C. MacClavish 3:07, T. Tanti 3:19, M. Messier 3:37)

## FASTEST FOUR GOALS

Canucks	1:23	Nov. 26/80 – 3rd @ PIT (Gerry Minor 2:07, Curt Fraser 2:34, Stan Smyl 3:05, Bobby Schumatz 3:30)
Opponent	1:39	Mar. 8/04 – 1st vs COL (Steve Konowalchuk 14:40, Joe Sakic 15:09, Darby Hendrickson 15:31, Steve Moore 16:19)
Both Teams	1:17	Nov. 26/80 – 3rd @ PIT (Curt Fraser 2:34, Stan Smyl 3:05, Bobby Schumatz 3:30, Rick Kehoe 3:51)

## FASTEST OPENING GOAL

Canucks	:09	Jan. 16/94 vs ANA (Trevor Linden)
Opponent	:07	Dec. 17/78 at BUF (Danny Gare)

## FASTEST GOAL TO START A PERIOD

Canucks	:06	Jan. 18/86 – 2nd vs LA (Steve Tambellini)
Opposition	:06	Mar. 9/06 – Overtime vs NSH (David Legwand)

## CAREER LEADERS

Seasons	16	Trevor Linden
Games	1,140	Trevor Linden
Goals	346	Markus Naslund
Assists	576	<b>Henrik Sedin</b>
Points	756	Markus Naslund
Penalty Minutes	2,127	Gino Odjick
Power Play Goals	114	Markus Naslund
Shorthanded Goals	24	Pavel Bure
Game-Winning Goals	60	<b>Daniel Sedin</b>
Hat Tricks	10	Markus Naslund, Tony Tanti
Games, Goaltender	516	Kirk McLean
Wins, Goaltender	224	<b>Roberto Luongo</b>
Shutouts	33	<b>Roberto Luongo</b>

## CONSECUTIVE GAMES PLAYED

<b>581</b>	<b>Henrik Sedin</b>	<b>Mar. 21/04 – present</b>
534	Brendan Morrison	Mar. 16/00 to Dec. 10/07
482	Trevor Linden	Oct. 4/90 to Dec. 7/96

## CONSECUTIVE 20-GOAL SEASONS

9	Markus Naslund
---	----------------

## CONSECUTIVE 30-GOAL SEASONS

5	Trevor Linden, Markus Naslund, Tony Tanti
---	---

# ALL-TIME INDIVIDUAL SEASON RECORDS

## SEASON

### MOST GOALS

Most	60	Pavel Bure	1992/93
		Pavel Bure	1993/94
Left Wing	48	Markus Naslund	2002/03
Right Wing	60	Pavel Bure	1992/93
		Pavel Bure	1993/94
<b>Centre</b>	<b>41</b>	<b>Ryan Kesler</b>	<b>2010/11</b>
Defenceman	23	Adrian Aucoin	1998/99
Rookie	34	Pavel Bure	1991/92
Power Play	25	Pavel Bure	1993/94
		Todd Bertuzzi	2002/03
PP, Defenceman	18	Adrian Aucoin	1998/99
Shorthanded	7	Pavel Bure	1992/93
Game-winning	12	Markus Naslund	2002/03

### MOST ASSISTS

Most	83	Henrik Sedin	2009/10
Left Wing	63	Daniel Sedin	2010/11
Right Wing	52	Alex Mogilny	1995/96
<b>Centre</b>	<b>83</b>	<b>Henrik Sedin</b>	<b>2009/10</b>
Defenceman	55	Dennis Kearns	1976/77
Rookie	42	Dale Tallon	1970/71

### MOST POINTS

Most	112	Henrik Sedin	2009/10
Left Wing	104	Daniel Sedin	2010/11
		Markus Naslund	2002/03
Right Wing	110	Pavel Bure	1992/93
<b>Centre</b>	<b>112</b>	<b>Henrik Sedin</b>	<b>2009/10</b>
Defenceman	63	Doug Lidster	1986/87
Rookie	60	Ivan Hlinka	1981/82
		Pavel Bure	1991/92

### GOALTENDING

Most Games	76	Roberto Luongo	2006/07
Most Wins	47	Roberto Luongo	2006/07
Most Shutouts	10	Roberto Luongo	2008/09

### MISCELLANEOUS

PIM	372	Donald Brashear	1997/98
Hat Tricks	4	Petri Skriko	1986/87
Shots	407	Pavel Bure	1992/93

### LONGEST GOAL-SCORING STREAK

8 games	Pavel Bure	11 goals	Mar. 8-25/94
---------	------------	----------	--------------

### LONGEST ASSIST-SCORING STREAK

11 games	Daniel Sedin	17 assists	Feb. 12-Mar. 16/10
	Dennis Kearns	19 assists	Feb. 27-Mar. 20/77

### LONGEST POINT-SCORING STREAK

15 games	Petr Nedved	24 points	Nov. 19-Dec. 27/92
	Todd Bertuzzi	19 points	Jan. 3-Feb. 4/02

### LONGEST WINNING STREAK

9 games	Dan Cloutier	Nov. 9-30/02
8 games	Roberto Luongo	Feb. 3-21/09

### LONGEST UNDEFEATED STREAK

21 games	Roberto Luongo	Dec. 8/10-Feb. 12/11	16-0-5
----------	----------------	----------------------	--------

## GAME

### MOST GOALS

4	Rosaire Paiement	Feb. 9/71	vs	BUF
	Bobby Schmautz	Nov. 19/72	vs	BUF
	Bobby Schmautz	Dec. 30/72	vs	NYI
	Rick Blight	Oct. 6/76	@	PIT
	Petri Skriko	Nov. 21/86	vs	NYR
	Greg Adams	Oct. 8/87	vs	STL
	Tony Tanti	Jan. 13/88	vs	WPG
	Pavel Bure	Oct. 12/92	vs	WPG
	Martin Gelin	Feb. 27/97	vs	PHX
	Markus Naslund	Dec. 14/02	@	EDM
	Markus Naslund	Dec. 9/03	vs	PIT
	<b>Daniel Sedin</b>	<b>Feb. 24/04</b>	<b>vs</b>	<b>DET</b>

### MOST ASSISTS

6	Patrik Sundstrom	Feb. 29/84	@	PIT
---	------------------	------------	---	-----

### MOST POINTS

7	Patrik Sundstrom	Feb. 29/84	@	PIT
---	------------------	------------	---	-----

### MOST PENALTY MINUTES

47	Gino Odjick	Nov. 12/92	@	LA
----	-------------	------------	---	----

### MOST POWER PLAY GOALS

3	Rick Blight	Oct. 6/76	@	PIT
---	-------------	-----------	---	-----

### MOST SHORTHANDED GOALS

2	Chris Oddleifson	Jan. 24/76	vs	TOR
	Stan Smyl	Jan. 25/85	vs	WPG
	Petri Skriko	Nov. 18/86	vs	CGY
	Pavel Bure	Oct. 12/92	vs	WPG

### MOST SHOTS

13	Pavel Bure	Apr. 7/93	vs	EDM
	Russ Courtnall	Mar. 6/96	vs	BUF
	Trevor Linden	Mar. 9/96	vs	COL

## PERIOD

### MOST GOALS

3	Bobby Schmautz	Nov. 19/72	vs	BUF, 2nd
	Rick Blight	Oct. 6/76	@	PIT, 2nd
	Tony Tanti	Jan. 7/89	@	PIT, 2nd
	Igor Larionov	Dec. 28/91	@	SJ, 2nd
	Pavel Bure	Oct. 12/92	vs	WPG, 2nd
	Cliff Ronning	Apr. 15/93	@	LA, 3rd
	Alex Mogilny	Dec. 22/95	@	ANA, 3rd
	Russ Courtnall	Mar. 6/96	vs	BUF, 2nd
	Trevor Linden	Mar. 9/96	vs	COL, 2nd
	Andrew Cassels	Nov. 8/00	@	ANA, 2nd
	Markus Naslund	Apr. 11/02	vs	LA, 3rd
	Markus Naslund	Oct. 21/02	@	SJ, 2nd

### MOST ASSISTS

4	Several players, most recent			
	Markus Naslund	Jan. 25/04	vs	NSH, 2nd

### MOST POINTS

5	Cliff Ronning	Apr. 15/93	@	LA, 3rd
---	---------------	------------	---	---------

### MOST PIM

47	Gino Odjick	Nov. 12/92	@	LA, 3rd
----	-------------	------------	---	---------

### FASTEST TWO GOALS

:09	Gerry O'Flaherty	Mar. 15/74	vs	ATL, 3rd
	(scored at 17:48, 17:57)			

### FASTEST THREE GOALS

2:55	Alex Mogilny	Dec. 22/95	@	ANA, 3rd
	(scored 16:45, 19:26, 19:40)			

### FASTEST TWO SHORTHANDED GOALS

1:11	Petri Skriko	Nov. 18/86	vs	CGY, 2nd
	(scored at 13:21, 14:32)			

# PLAYOFFS





# ALL-TIME PLAYOFF OPPONENTS

## ALL-TIME PLAYOFF OPPONENTS

Team	Series	W	L	GP	W	L	GF	GA	PCT.	LAST MTG.	RD.	RESULT
Anaheim	1	0	1	5	1	4	8	14	.200	2007	CSF	1-4 L
Boston	1	0	1	7	3	4	8	23	.429	2011	F	3-4 L
Buffalo	2	0	2	7	1	6	14	28	.143	1981	PRE	0-3 L
Calgary	6	2	4	32	15	17	96	101	.469	2004	CQF	3-4 L
Chicago	5	2	3	28	12	16	77	92	.429	2011	CQF	4-3 W
Colorado	2	0	2	10	2	8	26	40	.200	2001	CQF	0-4 L
Dallas	2	2	0	12	8	4	31	23	.667	2007	CQF	4-3 W
Detroit	1	0	1	6	2	4	16	22	.333	2002	CQF	2-4 L
Edmonton	2	0	2	9	2	7	20	35	.222	1992	DF	2-4 L
Los Angeles	5	2	3	28	13	15	94	96	.464	2012	CQF	1-4 L
Minnesota	1	0	1	7	3	4	17	26	.429	2003	CSF	3-4 L
Montreal	1	0	1	5	1	4	9	20	.200	1975	QF	1-4 L
Nashville	1	1	0	6	4	2	14	11	.667	2011	CSF	4-2 W
NY Islanders	2	0	2	6	0	6	15	26	.000	1982	F	0-4 L
NY Rangers	1	0	1	7	3	4	19	21	.429	1994	F	3-4 L
Philadelphia	1	0	1	3	1	2	9	15	.333	1979	PRE	1-2 L
San Jose	1	1	0	5	4	1	20	13	.800	2011	CF	4-1 W
St. Louis	3	3	0	18	12	6	55	53	.667	2009	CQF	4-0 W
Toronto	1	1	0	5	4	1	16	9	.800	1994	CF	4-1 W
Winnipeg (79-96)	2	2	0	13	8	5	50	34	.615	1993	DSF	4-2 W
<b>TOTALS</b>	<b>41</b>	<b>16</b>	<b>25</b>	<b>219</b>	<b>99</b>	<b>120</b>	<b>614</b>	<b>702</b>	<b>.452</b>			

## HOME

Team	GP	W	L	GF	GA
Anaheim	2	0	2	4	6
Boston	4	3	1	5	6
Buffalo	3	1	2	9	12
Calgary	16	8	8	50	46
Chicago	14	6	8	39	52
Colorado	5	1	4	10	19
Dallas	7	4	3	18	15
Detroit	3	0	3	7	13
Edmonton	4	2	2	12	12
Los Angeles	15	6	9	43	47
Minnesota	4	1	3	10	17
Montreal	2	0	2	1	8
Nashville	3	1	2	5	6
NY Islanders	3	0	3	2	9
NY Rangers	3	1	2	7	10
Philadelphia	1	0	1	4	6
San Jose	3	3	0	13	7
St. Louis	9	6	3	26	26
Toronto	3	3	0	10	3
Winnipeg	7	5	2	28	15
<b>TOTALS</b>	<b>111</b>	<b>51</b>	<b>60</b>	<b>303</b>	<b>335</b>

## ROAD

Team	GP	W	L	GF	GA
Anaheim	3	1	2	4	8
Boston	3	0	3	3	17
Buffalo	4	0	4	5	16
Calgary	16	7	9	46	55
Chicago	14	6	8	38	40
Colorado	5	1	4	16	21
Dallas	5	4	1	13	8
Detroit	3	2	1	9	9
Edmonton	5	0	5	8	23
Los Angeles	13	7	6	51	49
Minnesota	3	2	1	7	9
Montreal	3	1	2	8	12
Nashville	3	3	0	9	5
NY Islanders	3	0	3	13	17
NY Rangers	4	2	2	12	11
Philadelphia	2	1	1	5	9
San Jose	2	1	1	7	6
St. Louis	9	6	3	29	27
Toronto	2	1	1	6	6
Winnipeg	6	3	3	22	19
<b>TOTALS</b>	<b>108</b>	<b>48</b>	<b>60</b>	<b>311</b>	<b>367</b>

## ALL-TIME PLAYOFF OVERTIME

**OVERALL** Wins 26 Losses 26 **HOME** Wins 11 Losses 14 **ROAD** Wins 15 Losses 12

Date	Opponent	Scorer	Time	W-L Score	Date	Opponent	Scorer	Time	W-L Score
Apr. 27/75	@ Montreal	Guy Lafleur	17:06	L 5-4	May 11/93	Los Angeles	Gary Shuchuk	26:31	L 4-3
Apr. 8/81	@ Buffalo	Al Haworth	5:00	L 3-2	Apr. 26/94	@ Calgary	Geoff Courttnall	7:35	W 2-1
Apr. 8/82	Calgary	Dave Williams	14:20	W 2-1	Apr. 28/94	Calgary	Trevor Linden	16:43	W 3-2
Apr. 16/82	Los Angeles	Steve Bozek	4:33	L 3-2	Apr. 30/94	@ Calgary	Pavel Bure	22:20	W 4-3
Apr. 18/82	@ Los Angeles	Colin Campbell	1:23	W 4-3	May 8/94	Dallas	Sergio Momesso	11:01	W 2-1
Apr. 27/82	@ Chicago	Jim Nill	28:58	W 2-1	May 16/94	@Toronto	Peter Zezel	16:55	L 3-2
May 8/82	@ NY Islanders	Mike Bossy	19:58	L 6-5	May 24/94	Toronto	Greg Adams	20:14	W 4-3
Apr. 6/83	@ Calgary	Eddy Beers	12:27	L 4-3	May 31/94	@ NY Rangers	Greg Adams	19:26	W 3-2
Apr. 10/83	Calgary	Greg Meredith	1:06	L 4-3	May 15/95	@ St. Louis	Cliff Ronning	1:48	W 6-5
Apr. 5/89	@ Calgary	Paul Reinhart	2:47	W 4-3	May 21/95	@ Chicago	Joe Murphy	9:04	L 2-1
Apr. 15/89	@ Calgary	Joel Otto	19:21	L 4-3	May 25/95	Chicago	Chris Chelios	6:22	L 3-2
Apr. 6/91	@ Los Angeles	Wayne Gretzky	11:08	L 3-2	May 27/95	Chicago	Chris Chelios	5:35	L 4-3
Apr. 8/91	Los Angeles	Cliff Ronning	3:12	W 2-1	Apr. 25/96	@ Colorado	Joe Sakic	0:51	L 5-4
May 3/92	Edmonton	Joe Murphy	8:36	L 4-3	Apr. 16/01	@ Vancouver	Peter Forsberg	2:50	L 4-3
Apr. 27/93	Winnipeg	Teemu Selanne	6:18	L 4-3	<b>Apr. 17/02</b>	<b>@ Detroit</b>	<b>Henrik Sedin</b>	<b>13:59</b>	<b>W 4-3</b>
Apr. 29/93	@ Winnipeg	Greg Adams	4:30	W 4-3	Apr. 25/03	@ Minnesota	Trent Klatt	3:42	W 4-3



# ALL-TIME PLAYOFF RESULTS

Date	Opponent	Scorer	Time	W-L	Score
May 2/03	@ Minnesota	Brent Sopel	15:52	W	3-2
Apr. 17/04	@ Calgary	Brendan Morrison	42:28	W	5-4
Apr. 19/04	Calgary	Martin Gelin	1:25	L	3-2
<b>Apr. 11/07</b>	<b>Dallas</b>	<b>Henrik Sedin</b>	<b>78:06</b>	<b>W</b>	<b>5-4</b>
Apr. 15/07	@ Dallas	Taylor Pyatt	7:47	W	2-1
Apr. 19/07	Dallas	Brenden Morrow	6:22	L	0-1
Apr. 27/07	@ Anaheim	Jeff Cowan	27:49	W	2-1
May 1/07	Anaheim	Travis Moen	2:07	L	2-3
May 3/07	@ Anaheim	Scott Niedermayer	24:30	L	1-2
<b>Apr. 21/09</b>	<b>@ St. Louis</b>	<b>Alex Burrows</b>	<b>19:41</b>	<b>W</b>	<b>3-2</b>

Date	Opponent	Scorer	Time	W-L	Score
May 7/09	@ Chicago	Andrew Ladd	2:52	L	1-2
Apr. 15/10	Los Angeles	Mikael Samuelsson	8:52	W	3-2
Apr. 17/10	Los Angeles	Anze Kopitar	7:28	L	2-3
Apr. 24/11	@ Chicago	Ben Smith	15:30	L	3-4
<b>Apr. 26/11</b>	<b>Chicago</b>	<b>Alex Burrows</b>	<b>5:22</b>	<b>W</b>	<b>2-1</b>
Apr. 30/11	Nashville	Matt Halischuk	34:51	L	1-2
<b>May 3/11</b>	<b>@ Nashville</b>	<b>Ryan Kesler</b>	<b>10:45</b>	<b>W</b>	<b>3-2</b>
<b>May 24/11</b>	<b>San Jose</b>	<b>Kevin Bieksa</b>	<b>30:18</b>	<b>W</b>	<b>3-2</b>
<b>Jun. 4/11</b>	<b>Boston</b>	<b>Alex Burrows</b>	<b>0:11</b>	<b>W</b>	<b>3-2</b>
Apr. 22/12	Los Angeles	Jarret Stoll	4:27	L	1-2

## ALL-TIME PLAYOFF SERIES

### 1975 QUARTER-FINAL

#### Montreal win 4-1

Apr. 13	Vancouver	2	@ Montreal	6	L
Apr. 15	Vancouver	2	@ Montreal	1	W
Apr. 17	Montreal	4	@ Vancouver	1	L
Apr. 19	Montreal	4	@ Vancouver	0	L
Apr. 22	Vancouver	4	@ Montreal	5 OT	L

### 1976 PRELIMINARY ROUND

#### NY Islanders win 2-0

Apr. 6	Vancouver	3	@ NY Islanders	5	L
Apr. 8	NY Islanders	3	@ Vancouver	1	L

### 1979 PRELIMINARY ROUND

#### Philadelphia win 2-1

Apr. 10	Vancouver	3	@ Philadelphia	2	W
Apr. 12	Philadelphia	6	@ Vancouver	4	L
Apr. 14	Vancouver	2	@ Philadelphia	7	L

### 1980 PRELIMINARY ROUND

#### Buffalo win 3-1

Apr. 8	Vancouver	1	@ Buffalo	2	L
Apr. 9	Vancouver	0	@ Buffalo	6	L
Apr. 11	Buffalo	4	@ Vancouver	5	W
Apr. 12	Buffalo	3	@ Vancouver	1	L

### 1981 PRELIMINARY ROUND

#### Buffalo win 3-0

Apr. 8	Vancouver	2	@ Buffalo	3 OT	L
Apr. 9	Vancouver	2	@ Buffalo	5	L
Apr. 11	Buffalo	5	@ Vancouver	3	L

### 1982 SMYTHE DIVISION SEMI-FINAL

#### Vancouver win 3-0

Apr. 7	Calgary	3	@ Vancouver	5	W
Apr. 8	Calgary	1	@ Vancouver	2 OT	W
Apr. 10	Vancouver	3	@ Calgary	1	W

### 1982 SMYTHE DIVISION FINAL

#### Vancouver win 4-1

Apr. 15	Los Angeles	2	@ Vancouver	3	W
Apr. 16	Los Angeles	3	@ Vancouver	2 OT	L
Apr. 18	Vancouver	4	@ Los Angeles	3 OT	W
Apr. 19	Vancouver	5	@ Los Angeles	4	W
Apr. 21	Los Angeles	2	@ Vancouver	5	W

### 1982 CAMPBELL CONFERENCE CHAMPIONSHIP

#### Vancouver win 4-1

Apr. 27	Vancouver	2	@ Chicago	1 OT	W
Apr. 29	Vancouver	1	@ Chicago	4	L
May 1	Chicago	3	@ Vancouver	4	W
May 4	Chicago	3	@ Vancouver	5	W
May 6	Vancouver	6	@ Chicago	2	W

### 1982 STANLEY CUP CHAMPIONSHIP

#### NY Islanders win 4-0

May 8	Vancouver	5	@ NY Islanders	6 OT	L
May 11	Vancouver	5	@ NY Islanders	6	L
May 13	NY Islanders	3	@ Vancouver	0	L
May 16	NY Islanders	3	@ Vancouver	1	L

### 1983 SMYTHE DIVISION SEMI-FINAL

#### Calgary win 3-1

Apr. 6	Vancouver	3	@ Calgary	4 OT	L
Apr. 7	Vancouver	3	@ Calgary	5	L
Apr. 9	Calgary	4	@ Vancouver	5	W
Apr. 10	Calgary	4	@ Vancouver	3 OT	L

### 1984 SMYTHE DIVISION SEMI-FINAL

#### Calgary win 3-1

Apr. 4	Vancouver	3	@ Calgary	5	L
Apr. 5	Vancouver	2	@ Calgary	4	L
Apr. 7	Calgary	0	@ Vancouver	7	W
Apr. 8	Calgary	5	@ Vancouver	1	L

### 1986 SMYTHE DIVISION SEMI-FINAL

#### Edmonton win 3-0

Apr. 9	Vancouver	3	@ Edmonton	7	L
Apr. 10	Vancouver	1	@ Edmonton	5	L
Apr. 12	Edmonton	5	@ Vancouver	1	L

### 1989 SMYTHE DIVISION SEMI-FINAL

#### Calgary win 4-3

Apr. 5	Vancouver	4	@ Calgary	3 OT	W
Apr. 6	Vancouver	2	@ Calgary	5	L
Apr. 8	Calgary	4	@ Vancouver	0	L
Apr. 9	Calgary	3	@ Vancouver	5	W
Apr. 11	Vancouver	0	@ Calgary	4	L
Apr. 13	Calgary	3	@ Vancouver	6	W
Apr. 15	Vancouver	3	@ Calgary	4 OT	L

### 1991 SMYTHE DIVISION SEMI-FINAL

#### Los Angeles win 4-2

Apr. 4	Vancouver	6	@ Los Angeles	5	W
Apr. 6	Vancouver	2	@ Los Angeles	3 OT	L
Apr. 8	Los Angeles	1	@ Vancouver	2 OT	W
Apr. 10	Los Angeles	6	@ Vancouver	1	L
Apr. 12	Vancouver	4	@ Los Angeles	7	L
Apr. 14	Los Angeles	4	@ Vancouver	1	L

### 1992 SMYTHE DIVISION SEMI-FINAL

#### Vancouver win 4-3

Apr. 18	Winnipeg	3	@ Vancouver	2	L
Apr. 20	Winnipeg	2	@ Vancouver	3	W
Apr. 22	Vancouver	2	@ Winnipeg	4	L
Apr. 24	Vancouver	1	@ Winnipeg	3	L
Apr. 26	Winnipeg	2	@ Vancouver	8	W
Apr. 28	Vancouver	8	@ Winnipeg	3	W
Apr. 30	Winnipeg	0	@ Vancouver	5	W

### 1992 SMYTHE DIVISION FINAL

#### Edmonton win 4-2

May 3	Edmonton	4	@ Vancouver	3 OT	L
May 4	Edmonton	0	@ Vancouver	4	W
May 6	Vancouver	2	@ Edmonton	5	L
May 8	Vancouver	2	@ Edmonton	3	L
May 10	Edmonton	3	@ Vancouver	4	W
May 12	Vancouver	0	@ Edmonton	3	L

# ALL-TIME PLAYOFF RESULTS

## 1993 SMYTHE DIVISION SEMI-FINAL

### Vancouver win 4-2

Apr. 19	Winnipeg	2	@ Vancouver	4	W
Apr. 21	Winnipeg	2	@ Vancouver	3	W
Apr. 23	Vancouver	4	@ Winnipeg	5	L
Apr. 25	Vancouver	3	@ Winnipeg	1	W
Apr. 27	Winnipeg	4	@ Vancouver	3 OT	L
Apr. 29	Vancouver	4	@ Winnipeg	3 OT	W

## 1993 SMYTHE DIVISION FINAL

### Los Angeles win 4-2

May 2	Los Angeles	2	@ Vancouver	5	W
May 5	Los Angeles	6	@ Vancouver	3	L
May 7	Vancouver	4	@ Los Angeles	7	L
May 9	Vancouver	7	@ Los Angeles	2	W
May 11	Los Angeles	4	@ Vancouver	3 OT	L
May 13	Vancouver	3	@ Los Angeles	5	L

## 1994 WESTERN CONFERENCE QUARTER FINAL

### Vancouver win 4-3

Apr. 18	Vancouver	5	@ Calgary	0	W
Apr. 20	Vancouver	5	@ Calgary	7	L
Apr. 22	Calgary	4	@ Vancouver	2	L
Apr. 24	Calgary	3	@ Vancouver	2	L
Apr. 26	Vancouver	2	@ Calgary	1 OT	W
Apr. 28	Calgary	2	@ Vancouver	3 OT	W
Apr. 30	Vancouver	4	@ Calgary	3 OT	W

## 1994 WESTERN CONFERENCE SEMI-FINAL

### Vancouver win 4-1

May 2	Vancouver	6	@ Dallas	4	W
May 4	Vancouver	3	@ Dallas	0	W
May 6	Dallas	4	@ Vancouver	3	L
May 8	Dallas	1	@ Vancouver	2 OT	W
May 10	Dallas	2	@ Vancouver	4	W

## 1994 WESTERN CONFERENCE FINAL

### Vancouver win 4-1

May 16	Vancouver	2	@ Toronto	3 OT	L
May 18	Vancouver	4	@ Toronto	3	W
May 20	Toronto	0	@ Vancouver	4	W
May 22	Toronto	0	@ Vancouver	2	W
May 24	Toronto	3	@ Vancouver	4 OT	W

## 1994 STANLEY CUP FINAL

### NY Rangers win 4-3

May 31	Vancouver	3	@ NY Rangers	2 OT	W
June 2	Vancouver	1	@ NY Rangers	3	L
June 4	NY Rangers	5	@ Vancouver	1	L
June 7	NY Rangers	4	@ Vancouver	2	L
June 9	Vancouver	6	@ NY Rangers	3	W
June 11	NY Rangers	1	@ Vancouver	4	W
June 14	Vancouver	2	@ NY Rangers	3	L

## 1995 WESTERN CONFERENCE QUARTER-FINAL

### Vancouver win 4-3

May 7	Vancouver	1	@ St. Louis	2	L
May 9	Vancouver	5	@ St. Louis	3	W
May 11	St. Louis	1	@ Vancouver	6	W
May 13	St. Louis	5	@ Vancouver	2	L
May 15	Vancouver	6	@ St. Louis	5 OT	W
May 17	St. Louis	8	@ Vancouver	2	L
May 19	Vancouver	5	@ St. Louis	3	W

## 1995 WESTERN CONFERENCE SEMI-FINAL

### Chicago win 4-0

May 21	Vancouver	1	@ Chicago	2 OT	L
May 23	Vancouver	0	@ Chicago	2	L
May 25	Chicago	3	@ Vancouver	2 OT	L
May 27	Chicago	4	@ Vancouver	3 OT	L

## 1996 WESTERN CONFERENCE QUARTER-FINAL

### Colorado win 4-2

Apr. 16	Vancouver	2	@ Colorado	5	L
Apr. 18	Vancouver	5	@ Colorado	4	W
Apr. 20	Colorado	4	@ Vancouver	0	L
Apr. 22	Colorado	3	@ Vancouver	4	W
Apr. 25	Vancouver	4	@ Colorado	5 OT	L
Apr. 27	Colorado	3	@ Vancouver	2	L

## 2001 WESTERN CONFERENCE QUARTER-FINAL

### Colorado win 4-0

Apr. 12	Vancouver	4	@ Colorado	5	L
Apr. 14	Vancouver	1	@ Colorado	2	L
Apr. 16	Colorado	4	@ Vancouver	3 OT	L
Apr. 18	Colorado	5	@ Vancouver	1	L

## 2002 WESTERN CONFERENCE QUARTER-FINAL

### Detroit win 4-2

Apr. 17	Vancouver	4	@ Detroit	3 OT	W
Apr. 19	Vancouver	5	@ Detroit	2	W
Apr. 21	Detroit	3	@ Vancouver	1	L
Apr. 23	Detroit	4	@ Vancouver	2	L
Apr. 25	Vancouver	0	@ Detroit	4	L
Apr. 27	Detroit	6	@ Vancouver	4	L

## 2003 WESTERN CONFERENCE QUARTER-FINAL

### Vancouver win 4-3

Apr. 10	St. Louis	6	@ Vancouver	0	L
Apr. 12	St. Louis	1	@ Vancouver	2	W
Apr. 14	Vancouver	1	@ St. Louis	3	L
Apr. 16	Vancouver	1	@ St. Louis	4	L
Apr. 18	St. Louis	3	@ Vancouver	5	W
Apr. 20	Vancouver	4	@ St. Louis	3	W
Apr. 22	St. Louis	1	@ Vancouver	4	W

## 2003 WESTERN CONFERENCE SEMI-FINAL

### Minnesota win 4-3

Apr. 25	Minnesota	3	@ Vancouver	4 OT	W
Apr. 27	Minnesota	3	@ Vancouver	2	L
Apr. 29	Vancouver	3	@ Minnesota	2	W
May 2	Vancouver	3	@ Minnesota	2 OT	W
May 5	Minnesota	7	@ Vancouver	2	L
May 7	Vancouver	1	@ Minnesota	5	L
May 8	Minnesota	4	@ Vancouver	2	L

## 2004 WESTERN CONFERENCE QUARTER-FINAL

### Calgary win 4-3

Apr. 7	Calgary	3	@ Vancouver	5	W
Apr. 9	Calgary	2	@ Vancouver	1	L
Apr. 11	Vancouver	2	@ Calgary	1	W
Apr. 13	Vancouver	0	@ Calgary	4	L
Apr. 15	Calgary	2	@ Vancouver	1	L
Apr. 17	Vancouver	5	@ Calgary	4 OT	W
Apr. 19	Calgary	3	@ Vancouver	2 OT	L

## 2007 WESTERN CONFERENCE QUARTER-FINAL

### Vancouver win 4-3

Apr. 11	Dallas	4	@ Vancouver	5 OT	W
Apr. 13	Dallas	2	@ Vancouver	0	L
Apr. 15	Vancouver	2	@ Dallas	1 OT	W
Apr. 17	Vancouver	2	@ Dallas	1	W
Apr. 19	Dallas	1	@ Vancouver	0 OT	L
Apr. 21	Vancouver	0	@ Dallas	2	L
Apr. 23	Dallas	1	@ Vancouver	4	W

## 2007 WESTERN CONFERENCE SEMI-FINAL

### Anaheim win 4-1

Apr. 25	Vancouver	1	@ Anaheim	5	L
Apr. 27	Vancouver	2	@ Anaheim	1 OT	W
Apr. 29	Anaheim	3	@ Vancouver	2	L
May 1	Anaheim	3	@ Vancouver	2 OT	L
May 3	Vancouver	1	@ Anaheim	2 OT	L

## 2009 WESTERN CONFERENCE QUARTER-FINAL

### Vancouver win 4-0

Apr. 15	St. Louis	1	@ Vancouver	2	W
Apr. 17	St. Louis	0	@ Vancouver	3	W
Apr. 19	Vancouver	3	@ St. Louis	2	W
Apr. 21	Vancouver	3	@ St. Louis	2 OT	W

## 2009 WESTERN CONFERENCE SEMI-FINAL

### Chicago win 4-2

Apr. 30	Chicago	3	@ Vancouver	5	W
May 2	Chicago	6	@ Vancouver	3	L
May 5	Vancouver	3	@ Chicago	1	W
May 7	Vancouver	1	@ Chicago	2 OT	L
May 9	Chicago	4	@ Vancouver	2	L
May 11	Vancouver	5	@ Chicago	7	L

# ALL-TIME PLAYOFF RESULTS/RECORDS

## 2010 WESTERN CONFERENCE QUARTER-FINAL

### Vancouver win 4-2

Apr. 15	Los Angeles	2	@ Vancouver	3 OT	W
Apr. 17	Los Angeles	3	@ Vancouver	2 OT	L
Apr. 19	Vancouver	3	@ Los Angeles	5	L
Apr. 21	Vancouver	6	@ Los Angeles	4	W
Apr. 23	Los Angeles	2	@ Vancouver	7	W
Apr. 25	Vancouver	4	@ Los Angeles	2	W

## 2010 WESTERN CONFERENCE SEMI-FINAL

### Chicago win 4-2

May 1	Vancouver	5	@ Chicago	1	W
May 3	Vancouver	2	@ Chicago	4	L
May 5	Chicago	5	@ Vancouver	2	L
May 7	Chicago	7	@ Vancouver	4	L
May 9	Vancouver	4	@ Chicago	1	W
May 11	Chicago	5	@ Vancouver	1	L

## 2011 WESTERN CONFERENCE QUARTER-FINAL

### Vancouver win 4-3

Apr. 13	Chicago	0	@ Vancouver	2	W
Apr. 15	Chicago	3	@ Vancouver	4	W
Apr. 17	Vancouver	3	@ Chicago	2	W
Apr. 19	Vancouver	2	@ Chicago	7	L
Apr. 21	Chicago	5	@ Vancouver	0	L
Apr. 24	Vancouver	3	@ Chicago	4 OT	L
Apr. 26	Chicago	1	@ Vancouver	2 OT	W

## 2011 WESTERN CONFERENCE SEMI-FINAL

### Vancouver win 4-2

Apr. 28	Nashville	0	@ Vancouver	1	W
Apr. 30	Nashville	2	@ Vancouver	1 OT	L
May 3	Vancouver	3	@ Nashville	2 OT	W
May 5	Vancouver	4	@ Nashville	2	W
May 7	Nashville	4	@ Vancouver	3	L
May 9	Vancouver	2	@ Nashville	1	W

## 2011 WESTERN CONFERENCE FINAL

### Vancouver win 4-1

May 15	San Jose	2	@ Vancouver	3	W
May 18	San Jose	3	@ Vancouver	7	W
May 20	Vancouver	3	@ San Jose	4	L
May 22	Vancouver	4	@ San Jose	2	W
May 24	San Jose	2	@ Vancouver	3 OT	W

## 2011 STANLEY CUP FINAL

### Boston win 4-3

June 1	Boston	0	@ Vancouver	1	W
June 4	Boston	2	@ Vancouver	3 OT	W
June 6	Vancouver	1	@ Boston	8	L
June 8	Vancouver	0	@ Boston	4	L
June 10	Boston	0	@ Vancouver	1	W
June 13	Boston	2	@ Boston	5	L
June 15	Boston	4	@ Vancouver	0	L

## 2012 WESTERN CONFERENCE QUARTER-FINAL

### Los Angeles win 4-1

Apr. 11	Los Angeles	4	@ Vancouver	2	L
Apr. 13	Los Angeles	4	@ Vancouver	2	L
Apr. 15	Vancouver	0	@ Los Angeles	1	L
Apr. 18	Vancouver	3	@ Los Angeles	1	W
Apr. 22	Los Angeles	2	@ Vancouver	1 OT	L

## ALL-TIME PLAYOFF SHUTOUTS

Year	Date	Goaltender	Opp.	Score
1975	Apr. 19	Ken Dryden	Montreal	0-4
1980	Apr. 9	Bob Sauve	Buffalo	0-6
1982	May 13	Bill Smith	NY Islanders	0-3
1984	Apr. 7	Richard Brodeur	Calgary	7-0
1989	Apr. 8	Mike Vernon	Calgary	0-4
1989	Apr. 11	Mike Vernon	Calgary	0-4
1992	Apr. 30	Kirk McLean	Winnipeg	5-0
1992	May 4	Kirk McLean	Edmonton	4-0
1992	May 12	Bill Ranford	Edmonton	0-3
1994	Apr. 18	Kirk McLean	Calgary	5-0
1994	May 4	Kirk McLean	Dallas	3-0
1994	May 20	Kirk McLean	Toronto	4-0
1994	May 22	Kirk McLean	Toronto	2-0
1995	May 23	Ed Belfour	Chicago	0-2
1996	Apr. 20	Patrick Roy	Colorado	0-4
2002	Apr. 25	Dominik Hasek	Detroit	0-4
2003	Apr. 10	Chris Osgood	St. Louis	0-6
2004	Apr. 13	Miikka Kiprusoff	Calgary	0-4
2007	Apr. 13	Marty Turco	Dallas	0-2
2007	Apr. 19	Marty Turco	Dallas	0-1
2007	Apr. 21	Marty Turco	Dallas	0-2
2009	Apr. 17	Roberto Luongo	St. Louis	3-0
2011	Apr. 13	Roberto Luongo	Chicago	2-0
2011	Apr. 21	Corey Crawford	Chicago	0-5
2011	Apr. 28	Roberto Luongo	Nashville	1-0
2011	June 1	Roberto Luongo	Boston	1-0
2011	June 8	Tim Thomas	Boston	0-4
2011	June 10	Roberto Luongo	Boston	1-0
2011	June 15	Tim Thomas	Boston	0-4
2012	Apr. 15	Jonathan Quick	Los Angeles	0-1

## ALL-TIME TOP FIVE

Games Played	3	Daniel Sedin	41
1 Trevor Linden	118	4 Geoff Courtnall	35
2 Henrik Sedin	95	5 Cliff Ronning	34
3 Daniel Sedin	92	Penalty Minutes	
4 Sami Salo	74	1 Dave Williams	181
T-5 Jyrki Lumme	72	2 Sergio Momesso	157
Cliff Ronning	72	3 Geoff Courtnall	121
Goals		4 Curt Fraser	108
T-1 Trevor Linden	34	5 Kevin Bieksa	105
Pavel Bure	34	Defencemen Points	
3 Geoff Courtnall	26	1 Jyrki Lumme	40
4 Cliff Ronning	24	2 Mattias Ohlund	28
5 Daniel Sedin	23	T-3 Alex Edler	27
Assists		Dave Babych	27
1 Trevor Linden	61	5 Sami Salo	26
2 Henrik Sedin	49		

## ALL-TIME PLAYOFF COACHING

Rk	Coach	GP	W	L	PCT
1	Roger Neilson	21	12	9	.571
2	Alain Vigneault	64	33	31	.516
3	Pat Quinn	61	31	30	.508
4	Bob McCammon	7	3	4	.428
5	Marc Crawford	31	12	19	.387
6	Rick Ley	11	4	7	.364
7	Harry Neale	14	3	11	.214
8	Phil Maloney	7	1	6	.143
9	Tom Watt	3	0	3	.000

## ALL-TIME PLAYOFF PENALTY SHOTS

- Steve Duchesne, Los Angeles, successful against Kirk McLean, Game 4, Smythe Division Semi-Finals, Apr. 10, 1991
- Pavel Bure unsuccessful against Mike Richter, NY Rangers Game 4, Stanley Cup Finals, Jun. 7, 1994
- Todd Bertuzzi unsuccessful against Dominik Hasek, Detroit Red Wings Game 3, Western Conference Quarter-Final, Apr. 21, 2002
- Michael Frolik, Chicago Blackhawks, successful against Cory Schneider Game 6, Western Conference Quarter-Final, Apr. 24, 2011
- Alex Burrows unsuccessful against Corey Crawford, Chicago Blackhawks Game 7, Western Conference Quarter-Final, Apr. 26, 2011
- Dustin Brown, Los Angeles, unsuccessful against Cory Schneider, Game 4, Western Conference Quarter-Final, Apr. 18, 2012

# ALL-TIME PLAYOFF GOALTENDING/SCORING

## ALL-TIME PLAYOFF GOALTENDING

Rk	Player	GPI	MINS	GA	SO	AVG	W	L
1	K. McLean	68	4,389	198	6	2.84	34	34
2	<b>R. Luongo</b>	<b>61</b>	<b>3,717</b>	<b>157</b>	<b>5</b>	<b>2.53</b>	<b>32</b>	<b>29</b>
3	R. Brodeur	29	1,809	99	1	3.28	12	17
4	D. Cloutier	25	1,361	75	0	3.31	10	13
5	G. Bromley	7	360	25	0	4.17	2	5
6	C. Hirsch	6	338	21	0	3.73	2	3
7	C. Schneider	8	345	11	0	1.91	1	2
8	T. Gamble	4	249	16	0	3.85	1	3
9	G. Smith	4	257	14	0	3.27	1	3
10	A. Auld	4	242	10	0	2.48	1	2
11	S. Weeks	3	79	8	0	3.43	1	1
12	J. Garrett	3	78	4	0	3.08	1	0
13	J. Hedberg	2	98	4	0	2.45	1	1
14	B. Essensa	2	122	6	0	2.95	0	2
15	C. Ridley	2	120	8	0	4.00	0	2
16	P. Skudra	2	96	5	0	3.13	0	1
17	G. Hanlon	2	60	3	0	3.00	0	0
18	D. Sabourin	2	14	1	0	4.14	0	0
19	W. Young	1	60	5	0	5.00	0	1
20	K. Lockett	1	60	6	0	6.00	0	1
21	K. Whitmore	1	20	2	0	6.00	0	0
22	A. Raycroft	1	25	1	0	2.44	0	0

## ALL-TIME PLAYOFF SCORING

RK	Player	GP	G	A	PTS	PIM
1	T. Linden	118	34	61	95	90
2	<b>H. Sedin</b>	<b>95</b>	<b>22</b>	<b>49</b>	<b>71</b>	<b>52</b>
3	P. Bure	60	34	32	66	72
4	<b>D. Sedin</b>	<b>92</b>	<b>23</b>	<b>41</b>	<b>64</b>	<b>64</b>
5	G. Courtmell	65	26	35	61	121
6	C. Ronning	72	24	34	58	48
7	J. Lumme	72	9	31	40	36
8	T. Gradin	38	17	21	38	20
9	<b>R. Kesler</b>	<b>53</b>	<b>10</b>	<b>26</b>	<b>36</b>	<b>71</b>
10	G. Adams	53	15	19	34	16
T-11	S. Smyl	41	16	17	33	64
	M. Naslund	45	13	20	33	46
13	<b>A. Burrows</b>	<b>63</b>	<b>17</b>	<b>12</b>	<b>29</b>	<b>97</b>
14	M. Ohlund	52	9	19	28	55
T-15	<b>A. Edler</b>	<b>55</b>	<b>7</b>	<b>20</b>	<b>27</b>	<b>34</b>
	D. Babych	60	9	18	27	42
17	S. Salo	74	9	17	26	14
18	B. Morrison	43	8	17	25	38
19	<b>K. Bieksa</b>	<b>61</b>	<b>9</b>	<b>15</b>	<b>24</b>	<b>105</b>
20	M. Craven	34	8	15	23	22
21	S. Momesso	66	9	13	22	157
T-22	E. Jovanovski	31	9	10	19	36
	J. Brown	29	7	12	19	39
	C. Ehrhoff	35	5	14	19	24
25	M. Samuelsson	23	9	9	18	24
26	J. Sandlak	33	7	10	17	30
T-27	<b>M. Raymond</b>	<b>51</b>	<b>7</b>	<b>9</b>	<b>16</b>	<b>14</b>
	R. Courtmell	17	5	11	16	23
T-29	I. Boldirev	22	9	6	15	4
	D. Rota	30	10	5	15	82
	G. Diduck	47	6	9	15	53
T-32	<b>J. Hansen</b>	<b>54</b>	<b>5</b>	<b>9</b>	<b>14</b>	<b>40</b>
	T. Bertuzzi	24	6	8	14	82
	D. Williams	31	4	10	14	181
T-35	I. Hlinka	16	3	10	13	8
	K. Wellwood	22	3	10	13	0
	C. Fraser	27	4	9	13	108
T-38	D. Halward	28	6	6	12	77
	M. Cooke	32	8	4	12	30
	M. Gelinas	33	6	6	12	26
	D. Lidster	41	2	10	12	36
T-42	I. Lariouov	19	4	7	11	10
	L. Molin	19	2	9	11	7
	N. Belland	21	2	9	11	23
	G. Lupul	25	4	7	11	11
	P. Nedved	28	3	8	11	18
	B. Sopel	42	2	9	11	10
T-48	T. Tanti	18	1	9	10	15
	B. Hedican	41	1	9	10	32
	H. Snepsts	44	1	9	10	99

RK	Player	GP	G	A	PTS	PIM
T-51	<b>D. Hamhuis</b>	<b>24</b>	<b>1</b>	<b>8</b>	<b>9</b>	<b>12</b>
	A. Mogilny	6	1	8	9	8
	P. Demitra	17	3	6	9	6
	T. Klatt	18	5	4	9	2
	N. Lafayette	20	2	7	9	4
	S. Bernier	22	6	3	9	7
	L. Lindgren	25	3	6	9	14
T-58	<b>C. Higgins</b>	<b>30</b>	<b>4</b>	<b>4</b>	<b>8</b>	<b>4</b>
	M. Sundin	8	3	5	8	2
	T. Fergus	13	5	3	8	6
	A. Plavsic	13	1	7	8	4
T-62	R. Torres	23	3	4	7	28
	B. Bradley	7	3	4	7	10
	R. Lanz	14	2	5	7	6
	C. Oddleifson	14	1	6	7	8
	J. Nil	20	4	3	7	73
	D. Murzyn	40	3	4	7	92
T-68	<b>M. Lapierre</b>	<b>30</b>	<b>3</b>	<b>3</b>	<b>6</b>	<b>82</b>
	B. Dailey	7	2	4	6	14
	P. Skriko	10	1	5	6	0
	T. Pyatt	16	2	4	6	8
	K. McLean (G)	68	0	6	6	0
T-73	R. Blight	5	0	5	5	2
	E. Tikkanen	6	3	2	5	2
	J. Gould	7	3	2	5	0
	R. Nordmark	7	3	2	5	8
	P. Reinhart	7	2	3	5	4
	D. Ward	9	2	3	5	0
	R. Oksuta	10	2	3	5	0
	J. Beranek	14	3	2	5	12
	C. Campbell	19	2	3	5	98
	S. O'Brien	22	2	3	5	49
	M. Baron	24	0	5	5	20
T-84	J. Gillis	5	2	2	4	0
	T. Kurvers	6	2	2	4	12
	G. O'Flaherty	7	2	2	4	6
	D. Lever	10	2	2	4	6
	K. McCarthy	11	2	2	4	12
	B. Smolinski	12	2	2	4	8
	A. Semenov	12	1	3	4	0
	G. Minor	12	1	3	4	25
	J. Ruutu	24	1	3	4	32
	A. Chubarov	27	0	4	4	4
	G. Odjick	32	3	1	4	95
T-95	M. Kirton	4	1	2	3	7
	P. Bordeleau	5	2	1	3	0
	J. Sleg	5	0	3	3	4
	A. Cassels	6	2	1	3	0
	R. Sutter	7	2	1	3	12
	M. Bridgman	7	1	2	3	10

# ALL-TIME PLAYOFF SCORING

## ALL-TIME PLAYOFF SCORING

RK	Player	GP	G	A	PTS	PIM	RK	Player	GP	G	A	PTS	PIM
	S. Lachance	8	1	2	3	6		D. Bruce	1	0	0	0	0
	B. MacDonald	8	0	3	3	2		J. Dowd	1	0	0	0	0
	R. Kron	11	1	2	3	2		K. Guy	1	0	0	0	0
	D. Kearns	11	1	2	3	8		J. King	1	0	0	0	0
	P.O. Brasar	13	1	2	3	0		J. Kocur	1	0	0	0	0
	R. Walter	13	0	3	3	8		K. Lockett (G)	1	0	0	0	0
	G. Butcher	14	2	1	3	24		M. Petit	1	0	0	0	0
	B. Glynn	17	0	3	3	10		M. Pettinger	1	0	0	0	0
	R. Rypien	17	0	3	3	47		A. Raycroft (G)	1	0	0	0	0
	M. Crawford	20	1	2	3	44		T. Santala	1	0	0	0	0
	W. Mitchell	22	0	3	3	34		K. Whitmore (G)	1	0	0	0	0
	R. Delorme	23	1	2	3	49		L. Goodenough	1	0	0	0	2
T-113	B. Peterson	3	2	0	2	9		A. Demarco	2	0	0	0	0
	J.J. Daigenault	3	0	2	2	0		B. Essensa (G)	2	0	0	0	0
	J. Belanger	3	0	2	2	2		G. Hanlon (G)	2	0	0	0	0
	L. Rochefort	5	0	2	2	0		J. Hedberg (G)	2	0	0	0	0
	D. Capuano	6	1	1	2	5		C. Ridley (G)	2	0	0	0	0
	G. Sanderson	7	1	1	2	4		D. Sabourin (G)	2	0	0	0	0
	M. Rucinsky	7	1	1	2	6		P. Skudra (G)	2	0	0	0	0
	C. Neely	7	2	0	2	8		J. Strudwick	2	0	0	0	0
	C. Ruuttu	9	1	1	2	0		J. Namestnikov	2	0	0	0	2
	J. Cowan	10	2	0	2	22		G. Cochrane	2	0	0	0	5
	B. Manno	10	1	1	2	12		M. Walton	2	0	0	0	5
	B. Reid	10	0	2	2	0		K. Hammond	2	0	0	0	6
	S. Bozek	10	0	2	2	4		N. Baumgartner	3	0	0	0	0
	P. Sundstrom	11	1	1	2	9		J. Benning	3	0	0	0	0
	J. Bulis	12	1	1	2	2		G. Boddy	3	0	0	0	0
T-132	T. Letowski	12	0	2	2	8		J. Garrett (G)	3	0	0	0	0
	L. Krajcek	12	0	2	2	12		B. Gassoff	3	0	0	0	0
	R. Johnson	14	1	1	2	4		D. Lowry	3	0	0	0	0
	M. Malik	21	1	1	2	20		J. McIlhargey	3	0	0	0	2
	<b>D. Booth</b>	<b>5</b>	<b>0</b>	<b>1</b>	<b>1</b>	<b>0</b>		P. McNab	3	0	0	0	0
	<b>K. Ballard</b>	<b>14</b>	<b>0</b>	<b>1</b>	<b>1</b>	<b>8</b>		P. Schaefer	3	0	0	0	0
	<b>A. Alberts</b>	<b>19</b>	<b>0</b>	<b>1</b>	<b>1</b>	<b>33</b>		B. Schmautz	3	0	0	0	0
	W. Young (G)	1	0	1	1	0		M. Bergevin	3	0	0	0	2
	J. Carson	2	0	1	1	0		C. Cox	3	0	0	0	2
	D. Kozak	3	1	0	1	0		P. Kavanagh	3	0	0	0	2
	J. Charbonneau	3	1	0	1	4		R. Tudor	3	0	0	0	0
	D. Vervegaert	3	1	0	1	4		O. Vaananen	3	0	0	0	2
	P. Martin	3	0	1	1	2		S. Weeks (G)	3	0	0	0	2
	R. Stern	3	0	1	1	17		R. Fitzpatrick	3	0	0	0	6
	H. Druken	4	0	1	1	0		T. Currie	3	0	0	0	10
	D. Pederson	4	0	1	1	4		A. Auld (G)	4	0	0	0	0
	S. Pahlsson	5	1	0	1	4		D. Brashear	4	0	0	0	0
	J. Hlavac	5	0	1	1	0		T. Gamble	4	0	0	0	0
	M. Peca	5	0	1	1	8		D. Logan	4	0	0	0	0
	A. Boudrias	6	1	0	1	0		G. Smith (G)	4	0	0	0	0
	T. Warriner	6	1	0	1	2		N. Smith	4	0	0	0	0
	F. Kucera	6	0	1	1	0		L. Melnyk	4	0	0	0	2
	J. Mazur	6	0	1	1	8		R. Murphy	4	0	0	0	2
	B. Murray	6	0	1	1	13		J. Agnew	4	0	0	0	6
	J. Butler	7	1	0	1	2		D. Smith	4	0	0	0	6
	G. Monahan	7	1	0	1	4		J. Hughes	4	0	0	0	10
	B. Ashton	7	1	0	1	6		D. Berehowsky	4	0	0	0	12
	M. Robitaille	7	0	1	1	4		M. Lemay	4	0	0	0	12
	R. Gregg	7	0	1	1	8		L. Rohlin	5	0	0	0	0
	M. Grabner	9	1	0	1	0		M. Ridley	5	0	0	0	2
	J. Green	9	0	1	1	12		A. Stojanov	5	0	0	0	2
	A. Aucoin	10	1	0	1	2		M. Wotton	5	0	0	0	4
	D. Hordichuk	10	1	0	1	14		T. Pratt	5	0	0	0	5
	J. Grisdale	10	0	1	1	15		J. Tambellini	6	0	0	0	2
	R. Sedlbauer	10	0	1	1	19		B. Helmer	6	0	0	0	0
	C. Hodgson	12	0	1	1	2		C. Hirsch (G)	6	0	0	0	2
	A. Rome	16	1	0	1	37		B. Lalonde	6	0	0	0	2
	S. Antoski	16	0	1	1	36		A. Schliebener	6	0	0	0	0
	G. Valk	16	0	1	1	37		M. Sillinger	6	0	0	0	2
	B. May	20	1	0	1	21		J. Bubla	6	0	0	0	7
	J. McIntyre	24	0	1	1	16		D. Jackson	6	0	0	0	10
T-169	<b>Z. Kassian</b>	<b>4</b>	<b>0</b>	<b>0</b>	<b>0</b>	<b>2</b>		G. Bromley (G)	7	0	0	0	2
	<b>M. Malhotra</b>	<b>11</b>	<b>0</b>	<b>0</b>	<b>0</b>	<b>0</b>		M. Keane	7	0	0	0	4
	<b>C. Tanev</b>	<b>10</b>	<b>0</b>	<b>0</b>	<b>0</b>	<b>0</b>		B. Allen	7	0	0	0	6
	<b>R. Luongo (G)</b>	<b>59</b>	<b>0</b>	<b>0</b>	<b>0</b>	<b>0</b>		G.C. Adams	7	0	0	0	21
	<b>C. Schneider (G)</b>	<b>5</b>	<b>0</b>	<b>0</b>	<b>0</b>	<b>0</b>		J. Cullimore	11	0	0	0	12
	<b>A. Ebbett</b>	<b>1</b>	<b>0</b>	<b>0</b>	<b>0</b>	<b>0</b>		A. Eldebrink	13	0	0	0	10
	<b>D. Weise</b>	<b>2</b>	<b>0</b>	<b>0</b>	<b>0</b>	<b>0</b>		V. Oreskovich	19	0	0	0	12
	T. Glass	24	0	0	0	18		D. Cloutier (G)	25	0	0	0	10
	A. Bolduc	3	0	0	0	0		R. Dirk	28	0	0	0	41
	R. Bawa	1	0	0	0	0		R. Brodeur (G)	29	0	0	0	4
	T. Bouck	1	0	0	0	0		T. Hunter	46	0	0	0	74

# ALL-TIME PLAYOFF RECORDS

## SEASON

<b>Wins</b>									
Most	15			2011, 1994					
Most Home	10			2011					
Most Road	8			1994					
Most Consecutive	5		Apr. 26-May 04/94, May 18-31/94						
<b>Goals</b>									
Most For	76			1994					
Most Against	69			2011					

## SERIES

<b>Goals</b>									
Most For	29		1992 Division Semi-Final vs WPG						
Most Against	26		1989 Division Semi-Final vs CGY						
Most, Both Team	46		1989 Division Semi-Final vs CGY						
			1992 Division Semi-Final vs WPG						
<b>Power Play Goals</b>									
Most For	9		2011 Conference Final vs SJ						
Most Against	10		1989 Division Semi-Final vs CGY						
Most, Both Teams	17		1989 Division Semi-Final vs CGY						
<b>Shorthanded Goals</b>									
Most For	7		1995 vs STL						
			(tied with CGY for most shorthanded goals in one series)						

## GAME

<b>Overtime</b>									
Longest	78:06		Apr. 11/07						
			(VAN 5 vs DAL 4, Henrik Sedin scored at 18:06 in the fourth overtime. The total time played for the game was 138:06)						
Shortest	0:11		June 4/11						
			(VAN 3 vs BOS 2 – Alex Burrows)						
<b>Goals</b>									
Most	8		Apr. 26/92 (VAN 8 vs WPG 2)						
			Apr. 28/92 (VAN 8 @ WPG 3)						
Most Against	8		June 6/11 (VAN 1 @ BOS 8)						
			May 17/95 (VAN 2 @ STL 8)						
Most, Both Teams	12		Apr. 20/94 (CGY 7 vs VAN 5)						
<b>Power Play Goals</b>									
Most	4		Apr. 9/89 vs CGY						
Most Against	4		May 7/10 vs CHI						
Most, Both Teams	7		May 11/09 @ CHI						
			Apr. 9/89 vs CGY						

## PERIOD

<b>Goals</b>									
Most	5		Jun. 9/94 vs NYR						
Most Against	4		June 13/11 @ BOS						
			June 6/11 @ BOS						
			Apr. 19/11 @ CHI						
			May 11/09 @ CHI						
			Apr. 9/80 vs BUF						
			May 11/82 vs NYI						
			Apr. 9/86 vs EDM						
			Apr. 20/94 vs CGY						
			May 17/95 vs STL						
			Apr. 16/96 vs COL						
Most, Both Teams	8		Jun. 9/94 vs NYR						
<b>Power Play</b>									
Most	3		May 4/92 vs EDM						
			Apr. 12/91 vs LA						
Most Against	3		Apr. 9/80 vs BUF						
			Apr. 9/89 vs CGY						
			May 7/10 vs CHI						
Most, Both Teams	5		Apr. 9/89 vs CGY						

<b>Overtime</b>					
Most Games	7				1994
Most Wins	6				1994
Most Losses	3				1995

<b>Power Play Goals</b>					
Most For	19			2011, 1994	
Most Against	20			1994	

<b>Penalty Minutes</b>					
Most for	285			1982 Campbell Conference Final vs CHI	

<b>Overtime</b>					
Most Games	3			1994 Western Conference Quarter-Final vs CGY (3-0)	
	3			1995 Western Conference Semi-Final vs CHI (0-3)	
	3			2007 Western Conference Quarter-Final vs DAL (2-1)	
	3			2007 Western Conference Semi-Final vs ANA (1-2)	

<b>Fastest Two</b>					
Shorthanded Goals 0:17				Christian Ruutu at 4:31, Geoff Courtnall at 4:48 of second period on May 15/95 vs STL.	
				Previous record was 24 seconds set by Mtl Canadiens in 1978 – an NHL record.	

<b>Penalty Minutes</b>					
Most	106			Apr. 29/82 vs CHI	
Most, Opponent	90			May 06/82 by CHI	
Most, Both Teams	188			Apr. 29/82 vs CHI	

<b>Shots on Goal</b>					
Most	56			Apr. 11/07 vs DAL	
Most, Opponent	76			Apr. 11/07 by DAL	
Most, Both Teams	132			Apr. 11/07 vs DAL	
Fewest	13			May 22/11 @ SJ	
Fewest, Opponent	14			May 4/92 vs EDM	
Fewest, Both Teams	36			Apr. 8/89 vs CGY	

<b>Shots on Goal</b>					
Most	23			Apr. 13/12 vs LA	
Most, Opponent	22			May 3/07 @ ANA	
Most, Both Teams	32			Jun. 9/94 vs NYR	
Fewest	2			May 9/11 @ NSH	
				Apr. 22/96 vs COL	
Fewest, Opponent	1			May 4/92 vs EDM	
Fewest, Both Teams	9			Apr. 8/89 vs CGY	

<b>Fastest Goal to Start Game</b>					
Canucks :08				Apr. 7/82 vs CGY (Stan Smyl)	
Opponent :18				May 7/10 vs CHI (Brent Seabrook)	

<b>Fastest Goal to Period</b>					
Canucks :08				Apr. 7/82 vs CGY (Stan Smyl)	

# ALL-TIME PLAYOFF RECORDS

## PERIOD CONTINUED

### Fastest Two Goals

Canucks	:15	Apr. 13/89 vs CGY (Rich Sutter 19:29, Garth Butcher 19:44, 2nd)
Opponent	:17	Apr. 18/01 vs COL (Peter Forsberg 9:11, Joe Sakic 9:28, 3rd)
Both Teams	:16	Apr. 17/04 @ CGY (Geoff Sanderson 10:15, Oleg Saprykin 10:31, 2nd)

### Fastest Three Goals

Canucks	1:55	May 22/11 at SJ (Kesler 9:16, Salo 10:55 & 11:11, 2nd)
Opponent	:38	Apr. 18/01 vs COL (Peter Forsberg 9:11, Joe Sakic 9:28, E. Messier 9:49, 3rd)
Both Teams	1:34	May 11/09 @ CHI (Daniel Sedin 12:15, Patrick Kane 13:00, Jonathan Toews 13:49, 3rd)

## INDIVIDUAL

### CAREER

Most Playoff Years	11	Trevor Linden
Most Games Played	118	Trevor Linden
Most Points	95	Trevor Linden
Most Goals	34	Trevor Linden
Most GWG	7	Pavel Bure
Goals, OT	3	Cliff Ronning
Series-Winning Goals	2	Alex Burrows
		Geoff Courtnall
		Daniel Sedin
		Greg Adams
Most Assists	61	Trevor Linden
Most PIM	181	Dave Williams
Most Games, Goalie	68	Kirk McLean
Most Wins, Goalie	34	Kirk McLean
Most Shutouts, Goalie	6	Kirk McLean

### YEAR

Most Points	31	Pavel Bure (1994)
Most Points, Def.	15	Jeff Brown (1994)
Most Goals	16	Pavel Bure (1994)
Most Goals, Def.	7	Ed Jovanovski (2003)
Most GWG	3	Chris Higgins (2011)
		Geoff Courtnall (1994)
Most PPG	5	Daniel Sedin (2011)
		Trevor Linden (1994)
Most Assists	19	Henrik Sedin (2011)
Most Assists, Def.	11	Jyrki Lumme (1994)
Most PIM	116	Dave Williams (1982)
Most Shots	101	Pavel Bure (1994)
Longest Point Streak	16	Pavel Bure (1994)
		(13-10-23)

Longest Goal Streak	5	Mikael Samuelsson (2010)
		Cliff Ronning (1991)
Longest Assist Streak	6	Henrik Sedin (2011)
Most Games, Goalie	25	Roberto Luongo (2011)
Most Wins, Goalie	15	Roberto Luongo (2011)
		Kirk McLean (1994)
Most Shutouts	4	Roberto Luongo (2011)
		Kirk McLean (1994)
Most Minutes	1544	Kirk McLean (1994)

### SERIES

Most Goals	7	Mikael Samuelsson (2010 vs LA)
		Pavel Bure (1995 vs STL)
Most Points	12	Henrik Sedin (2011 vs SJ)
		Pavel Bure (1995 vs STL)
Most Assists	11	Henrik Sedin (2011 vs SJ)
Most PIM	51	D. Williams (1982 vs CHI)
Most PP	2	Many times
Most Shots	30	Pavel Bure (1995 vs STL)

### GAME

Most Saves	72	Roberto Luongo
		(Apr. 11/07 vs DAL)
Most Goals	3	Five times: Trevor Linden, (Most recent Apr. 25/96 @ COL), Doug Halward, Geoff Courtnall (2), Pavel Bure
Most Assists	4	Henrik Sedin (May 22/11 vs SJ)
Most Points	4	Henrik Sedin (May 22/11 vs SJ)
		Russ Courtnall (May 9/95 at STL)
		Geoff Courtnall (Apr. 30/92 vs WPG)
		Pavel Bure (Apr. 26/92 vs WPG)
		Geoff Courtnall (Apr. 4/91 vs LA)
		Trevor Linden (Apr. 9/89 vs CGY)
Most Shots	11	Geoff Courtnall (Apr. 30/92 vs WPG)
Most PP Goals	2	Sami Salo (May 22/11 at SJ)
		Daniel Sedin (May 18/11 vs SJ)
		Ryan Kesler (May 3/11 at NSH)
		Trevor Linden (Most recent Apr. 25/96)
		Doug Halward (Apr. 7/84 vs CGY)
		Ivan Hlinka (Apr. 15/82 vs LA)

### PERIOD

Most Goals	2	11 players
Most Assists	3	Henrik Sedin (May 22/11 at SJ, 2nd)
Most Points	3	Sami Salo (May 22/11 at SJ, 2nd)
		Henrik Sedin (May 22/11 at SJ, 2nd)
		Daniel Sedin (Apr. 21/10 at LA, 3rd)
		Pavel Bure (June 9/94 vs NYR, 3rd)
		Geoff Courtnall (Apr. 4/91 vs LA, 3rd)
Most PIM	37	Gino Odjick
		(May 17/95 vs STL)
Fastest Two Goals	0:16	Sami Salo (May 22/11 at SJ, 2nd)





**TEAM 1040**

**teamradio.ca**

**PRE-GAME. POST-GAME.  
EVERY GAME.**

**The Canucks Play on TEAM 1040**



NHL



## NATIONAL HOCKEY LEAGUE

### NEW YORK

1185 Avenue of the Americas, New York, NY, 10036  
Phone: 212.789.2000 Fax: 212.789.2020

### MONTREAL

1800 McGill College Avenue, Suite 2600  
Montréal, Québec, H3A 3J6  
Phone: 514.841.9220 Fax: 514.841.1070

### TORONTO

50 Bay Street, 11th Floor  
Toronto, Ontario, M5J 2X8  
Phone: 416.359.7900 Fax: 416.981.2769

### EXECUTIVE

Commissioner .....	Gary B. Bettman
Deputy Commissioner .....	William Daly
Chief Operating Officer .....	John Collins
Senior Executive Vice President	
of Hockey Operations .....	Colin Campbell

## ANAHEIM DUCKS

Honda Center  
2695 E Katella Ave  
Anaheim, CA 92806  
714.940.2900  
GM: Bob Murray Coach: Bruce Boudreau

## BOSTON BRUINS

TD Garden  
100 Legends Way  
Boston, MA, 02114-1303  
617.624.1900  
GM: Peter Chiarelli Coach: Claude Julien

## BUFFALO SABRES

First Niagara Center  
One Seymour H. Knox III Plaza  
Buffalo, NY, 14203  
716.855.4100  
GM: Darcy Regier Coach: Lindy Ruff

## CALGARY FLAMES

Scotiabank Saddledome  
P.O. Box 1540, Station M  
Calgary, AB, T2P 3B9  
403.777.4636  
GM: Jay Feaster Coach: Bob Hartley

## CAROLINA HURRICANES

PNC Arena  
1400 Edwards Mill Road  
Raleigh, NC, 27607  
919.467.7825  
GM: Jim Rutherford Coach: Kirk Muller

## CHICAGO BLACKHAWKS

United Center  
1901 W Madison Street  
Chicago, IL, 60612  
312.455.7000  
GM: Stan Bowman Coach: Joel Quenneville

## COLORADO AVALANCHE

Pepsi Center  
1000 Chopper Circle  
Denver, CO, 80204  
303.405.1100  
GM: Greg Sherman Coach: Joe Sacco

## COLUMBUS BLUE JACKETS

Nationwide Arena  
200 W Nationwide Boulevard  
Columbus, OH, 43215  
614.246.4625  
GM: Scott Howson Coach: Todd Richards

## DALLAS STARS

American Airlines Center  
2601 Avenue of the Stars  
Frisco, TX, 75034  
214.387.5600  
GM: Joe Nieuwendyk Coach: Glen Gulutzan

## DETROIT RED WINGS

Joe Louis Arena  
19 Steve Yzerman Drive  
Detroit, MI, 48226  
313.394.7000  
GM: Ken Holland Coach: Mike Babcock

## EDMONTON OILERS

Rexall Place  
11230-110th Street  
Edmonton, AB, T5G 3H7  
780.414.4000  
GM: Steve Tambellini Coach: Ralph Krueger

## FLORIDA PANTHERS

BankAtlantic Center  
One Panther Parkway  
Sunrise, FL, 33323  
954.835.7000  
GM: Dale Tallon Coach: Kevin Dineen

## LOS ANGELES KINGS

Toyota Sports Center  
555 N Nash Street  
El Segundo, CA, 90245  
310.535.4500  
GM: Dean Lombardi Coach: Darryl Sutter

## MINNESOTA WILD

Xcel Energy Center  
317 Washington Street  
St. Paul, MN, 55102  
651.602.6000  
GM: Chuck Fletcher Coach: Mike Yeo

## MONTREAL CANADIENS

Bell Centre  
1409 av des Canadiens-de-montreal  
Montreal, QC, H3B 5E8  
514.932.2582  
GM: Marc Bergevin Coach: Michel Therrien

## NASHVILLE PREDATORS

Bridgestone Arena  
501 Broadway  
Nashville, TN, 37203  
615.770.2300  
GM: David Poile Coach: Barry Trotz

## NEW JERSEY DEVILS

Prudential Center  
165 Mulberry Street  
Newark, NJ, 07102  
973.757.6100  
GM: Lou Lamoriello Coach: Peter DeBoer

## NEW YORK ISLANDERS

Nassau Veterans' Memorial Coliseum  
1255 Hempstead Turnpike  
Uniondale, NY, 11553  
516.501.6700  
GM: Garth Snow Coach: Jack Capuano

## NEW YORK RANGERS

Madison Square Garden  
2 Pennsylvania Plaza, 14th Floor  
New York, NY, 10121  
212.465.6486  
GM: Glen Sather Coach: John Tortorella

## OTTAWA SENATORS

Scotiabank Place  
1000 Palladium Drive  
Kanata, ON, K2V 1A5  
613.599.0250  
GM: Bryan Murray Coach: Paul MacLean

## PHILADELPHIA FLYERS

Wells Fargo Center  
3601 South Broad Street  
Philadelphia, PA, 19148  
215.465.4500  
GM: Paul Holmgren Coach: Peter Laviolette

## PHOENIX COYOTES

Jobing.com Arena  
6751 Sunset Boulevard, #200  
Glendale, AZ, 85305  
623.772.3200  
GM: Don Maloney Coach: Dave Tippett

## PITTSBURGH PENGUINS

CONSOL Energy Center  
1001 5th Avenue  
Pittsburgh, PA, 15219  
412.642.1300  
GM: Ray Shero Coach: Dan Bylsma

## ST. LOUIS BLUES

Scottrade Center  
1401 Clark Avenue  
St. Louis, MO, 63103  
314.622.2500  
GM: Doug Armstrong Coach: Ken Hitchcock

## SAN JOSE SHARKS

HP Pavilion at San Jose  
525 W Santa Clara Street  
San Jose, CA, 95113  
408.287.7070  
GM: Doug Wilson Coach: Todd McLellan

## TAMPA BAY LIGHTNING

St. Pete Times Forum  
401 Channelside Drive  
Tampa, FL, 33602  
813.301.6500  
GM: Steve Yzerman Coach: Guy Boucher

## TORONTO MAPLE LEAFS

Air Canada Centre  
40 Bay Street Suite 400  
Toronto, ON, M5J 2X2  
416.815.5700  
GM: Dave Nonis Coach: Randy Carlyle

## VANCOUVER CANUCKS

Rogers Arena  
800 Griffiths Way  
Vancouver, BC, V6B 6G1  
604.899.4600  
GM: Michael D. Gillis Coach: Alain Vigneault

## WASHINGTON CAPITALS

Verizon Center  
627 N. Glebe Road, Suite 850  
Washington, DC, 22203  
202.266.2200  
GM: George McPhee Coach: Adam Oates

## WINNIPEG JETS

MTS Centre  
345 Graham Avenue  
Winnipeg, MB, R3C 5S6  
204.987.7825  
GM: Kevin Cheveldayoff Coach: Claude Noel

## REFEREES

Name	Number
*BURCHELL, Darcy	42
CHARRON, Francis	6
DEVORSKI, Paul	10
DWYER, Gord	19
FURLATT, Eric	27
*HANSON, Trevor	47
HASENFRATZ, Mike	2
HEBERT, Ghislain	22
*HEBERT, Jean	43
JACKSON, Dave	8
JOANNETTE, Marc	25
KIMMERLY, Greg	18
*KNORR, Trent	44
KOWAL, Tom	32
KOZARI, Steve	40
L'ECUYER, Frederick	17
LARUE, Dennis	14
LEE, Chris	28
LEGO, Mike	3
*LEMELIN, Mark	41
*LEWIS, Dave	46
*LUXMORE, Thomas John	49
MARTELL, Rob	26
MCCAULEY, Wes	4
*MCISAAC, Jon	45
MEIER, Brad	34
MORTON, Dean	36
O'HALLORAN, Dan	13
O'ROURKE, Dan	9
PEEL, Tim	20
POCHMARA, Brian	16
POLLOCK, Kevin	33
REHMAN, Kyle	37
ROONEY, Chris	5
*SKILLITER, Graham	48
ST-LAURENT, Francois	38
ST. PIERRE, Justin	12
SUTHERLAND, Kelly	11
VAN MASSENHOVEN, Don	21
WALKOM, Stephen	24
WALSH, Ian	29
WATSON, Brad	23

## LINESMEN

Name	Number
AMELL, Derek	75
BARTON, Steve	59
BRISEBOIS, David	96
CAMERON, Lonnie	74
CHAMPOUX, Pierre	67
CHERREY, Scott	50
CORMIER, Michel	76
CVIK, Mike	88
DEVORSKI, Greg	54
DRISCOLL, Scott	68
GALLOWAY, Ryan	82
GIBBS, Darren	66
*GRANDT, John	98
HENDERSON, Don	91
HEYER, Shane	55
KOVACHIK, Brad	71
LAZAROWICH, Brad	86
MACH, Brian	78
MACPHERSON, Matt	83
MCELMAN, Andy	90
MILLER, Steve	89
MORIN, Jean	97
*MURCHISON, Kiel	79
MURPHY, Brian	93
MURRAY, Jonny	95
NANSEN, Derek	70
NELSON, Thor	80
NOWAK, Tim	77
PANCICH, Bryan	94
RACICOT, Pierre	65
RODY, Vaughan	73
SERICOLO, Anthony	84
SHARRERS, Jay	57
SHEWCHYK, Mark	92
WHEELER, Mark	56

\*Minor league official

## WESTERN CONFERENCE

### CENTRAL DIVISION

Team	GP	W	L	O	GF	GA	PTS
y-ST. LOUIS (2)	82	49	22	11	210	165	109
x-NASHVILLE (4)	82	48	26	8	237	210	104
x-DETROIT (5)	82	48	28	6	248	203	102
x-CHICAGO (6)	82	45	26	11	248	238	101
COLUMBUS (15)	82	29	46	7	202	262	65

### NORTHWEST DIVISION

Team	GP	W	L	O	GF	GA	PTS
p-Vancouver (1)	82	51	22	9	249	198	111
CALGARY (9)	82	37	29	16	202	226	90
COLORADO (11)	82	41	35	6	208	220	88
MINNESOTA (12)	82	35	36	11	177	226	81
EDMONTON (14)	82	32	40	10	212	239	74

### PACIFIC DIVISION

Team	GP	W	L	O	GF	GA	PTS
y-PHOENIX (3)	82	42	27	13	216	204	97
x-SAN JOSE (7)	82	43	29	10	228	210	96
x-LOS ANGELES (8)	82	40	27	15	194	179	95
DALLAS (10)	82	42	35	5	211	222	89
ANAHEIM (13)	82	34	36	12	204	231	80

p – winner of Presidents' Trophy x – clinched playoff spot y – clinched division z – clinched conference

## EASTERN CONFERENCE

### ATLANTIC DIVISION

Team	GP	W	L	O	GF	GA	PTS
z-NY RANGERS (1)	82	51	24	7	226	187	109
x-PITTSBURGH (4)	82	51	25	6	282	221	108
x-PHILADELPHIA (5)	82	47	26	9	264	232	103
x-NEW JERSEY (6)	82	48	28	6	228	209	102
NY ISLANDERS (14)	82	34	37	11	203	255	79

### NORTHEAST DIVISION

Team	GP	W	L	O	GF	GA	PTS
y-BOSTON (2)	82	49	29	4	269	202	102
x-OTTAWA (8)	82	41	31	10	249	240	92
BUFFALO (9)	82	39	32	11	218	230	89
TORONTO (13)	82	35	37	10	231	264	80
MONTREAL (15)	82	31	35	16	212	226	78

### SOUTHEAST DIVISION

Team	GP	W	L	O	GF	GA	PTS
y-FLORIDA (3)	82	38	26	18	203	227	94
x-WASHINGTON (7)	82	42	32	8	222	230	92
TAMPA BAY (10)	82	38	36	8	235	281	84
WINNIPEG (11)	82	37	35	10	225	246	84
CAROLINA (12)	82	33	33	16	213	243	82

## NHL LEADERS

### INDIVIDUAL SCORING LEADERS

Player	Team	GP	G	A	PTS	+/-	PIM
Evgeni Malkin	PIT	75	50	59	109	18	70
Steven Stamkos	TB	82	60	37	97	7	66
Claude Giroux	PHI	77	28	65	93	6	29

### DEFENCEMEN SCORING LEADERS

Player	Team	GP	G	A	PTS	+/-	PIM
Erik Karlsson	OTT	81	19	59	78	16	42
Dustin Byfuglien	WPG	66	12	41	53	-8	72
Brian Campbell	FLA	82	4	49	53	-9	6

### ROOKIE SCORING LEADERS

Player	Team	GP	G	A	PTS	+/-	PIM
Gabriel Landeskog	COL	82	22	30	52	20	51
Ryan Nugent-Hopkins	EDM	62	18	34	52	-2	16
Adam Henrique	NJ	74	16	35	51	8	7

### GOALTENDING

#### Goals Against Average (Min-27 GP)

Brian Elliott	STL	1.56
Jonathan Quick	LAK	1.95
<b>Cory Schneider</b>	<b>VAN</b>	<b>1.96</b>

#### Wins

Pekka Rinne	NSH	43
Marc-Andre Fleury	PIT	42
Henrik Lundqvist	NYR	39

#### Shutouts

Jonathan Quick	LAK	10
Brian Elliott	STL	9
Henrik Lundqvist	NYR	8
Mike Smith	PHX	8

### CATEGORY LEADERS

#### Goals

Steven Stamkos	TB	60
Evgeni Malkin	PIT	50
Marian Gaborik	NYR	41

#### Assists

<b>Henrik Sedin</b>	<b>VAN</b>	<b>67</b>
Claude Giroux	PHI	65
Evgeni Malkin	PIT	59
Erik Karlsson	OTT	59
Joe Thornton	SJ	59

#### Power Play Goals

James Neal	PIT	18
Scott Hartnell	PHI	16
Matt Moulson	NYI	14
Corey Perry	ANA	14

#### Shorthanded Goals

Adam Henrique	NJ	4
Mike Richards	LAK	4
Cal Clutterbuck	MIN	4

#### Game-Winning Goals

Steven Stamkos	TB	12
Radim Vrbata	PHX	12
Johan Franzén	DET	10

#### Shots

Evgeni Malkin	PIT	339
James Neal	PIT	329
Ilya Kovalchuk	NJ	310

#### Shooting PCT (Min-82 SH)

Curtis Glencross	CGY	23.6
Steven Stamkos	TB	19.8
Jiri Hudler	DET	19.7

#### Plus/Minus

Patrice Bergeron	BOS	36
Tyler Seguin	BOS	34
Zdeno Chara	BOS	33
Chris Kelly	BOS	33

## NHL AWARD WINNERS

### HART MEMORIAL TROPHY

---

Evgeni Malkin – Pittsburgh Penguins

### VEZINA TROPHY

---

Henrik Lundqvist – New York Rangers

### JAMES NORRIS MEMORIAL TROPHY

---

Erik Karlsson – Ottawa Senators

### MAURICE “ROCKET” RICHARD TROPHY

---

Steven Stamkos – Tampa Bay Lightning

### ART ROSS TROPHY

---

Evgeni Malkin – Pittsburgh Penguins

### JACK ADAMS AWARD

---

Ken Hitchcock – St. Louis Blues

### GENERAL MANAGER OF THE YEAR AWARD

---

Doug Armstrong – St. Louis Blues

### CALDER MEMORIAL TROPHY

---

Gabriel Landeskog – Colorado Avalanche

### CONN SMYTHE TROPHY

---

Jonathan Quick – Los Angeles Kings

### KING CLANCY MEMORIAL TROPHY

---

Daniel Alfredsson – Ottawa Senators

### WILLIAM M. JENNINGS TROPHY

---

Brian Elliott & Jaroslav Halak – St. Louis Blues

### LADY BYNG MEMORIAL TROPHY

---

Brian Campbell – Florida Panthers

### BILL MASTERTON MEMORIAL TROPHY

---

Max Pacioretty – Montreal Canadiens

### TED LINDSAY AWARD

---

Evgeni Malkin – Pittsburgh Penguins

### FRANK J. SELKE TROPHY

---

Patrice Bergeron – Boston Bruins

### BRIDGESTONE MARK MESSIER NHL LEADERSHIP AWARD

---

Shane Doan – Phoenix Coyotes

### NHL FOUNDATION AWARD

---

Mike Fisher – Nashville Predators



## ASSIST

An assist is awarded to the player or players (maximum of two) who touch the puck prior to the goal, provided no defender plays or possesses the puck in between.

## GAME PLAYED

A player receives credit for playing in a game if: i) he steps on the ice during time played or; ii) serves any penalty.

## GAME-WINNING GOAL

After the final score has been determined, the goal which leaves the winning club one goal ahead of its opponent is the game-winning goal (example: if Team A beats Team B 8-3, the player scoring the fourth goal for Team A receives credit for the game-winning goal).

## GOAL

A goal is awarded to the last player on the scoring club to touch the puck prior to the puck entering the net.

## GOALS AGAINST AVERAGE

Multiply goals allowed (GA) by 60 and divide by minutes played (MINS).

## GOALTENDER

A goaltender receives a "W" for a win in regulation, overtime or shootout; an "L" for a loss in regulation; or an "OT" for a loss in overtime or shootout.

## PENALTY KILLING PERCENTAGE

Subtract the total number of power play goals allowed from total number of short-handed situations to get total number of power plays killed. Divide the total number of power plays killed by the total number of short-handed situations.

## PLUS/MINUS

A player receives a "plus" if he is on the ice when his club scores an even-strength or short-handed goal. He receives a "minus" if he is on the ice for an even-strength or short-handed goal scored by the opposing Club. The difference in these numbers is considered the player's plus/minus statistic.

## POWER PLAY GOAL

A goal scored by a club while it has a manpower advantage due to an opponent's penalty. Following are some examples of what is and is not considered a power play goal:

- if a club has an advantage on a minor penalty starting at 2:02 of the period and it scores at 4:02, the goal is not a power play goal.
- if a club scores on a delayed penalty, the goal is not a power play goal.
- if a club has an advantage due to a five-minute major or match penalty, that club is always credited with having one more advantage than the number of power play goals it scores during that advantage, because the penalty does not expire. A new advantage begins after each power play goal. For example, if Team A scores three goals during a major penalty, it is credited with four advantages.
- if a club is on a power play for any length of time, it is considered to have had an advantage.
- if a minor penalty is incurred by a club on a power play due to a major penalty, a new advantage is given to that Club when its minor penalty expires, provided the opponent's major penalty is still in effect.

## POWER PLAY PERCENTAGE

Total number of power play goals divided by total number of power play opportunities.

## SAVE PERCENTAGE

Subtract goals allowed (GA) from shots against (SA) to determine saves. Then divide saves by shots against.

## SHOOTING PERCENTAGE

Divide the number of goals scored by the number of shots taken.

## SHORT-HANDED GOAL

A goal scored by a club while it is at a manpower disadvantage. The same cases apply for short-handed as for power play goals, but in the opposite manner.

## SHOT ON GOAL

If a player shoots the puck with the intention of scoring and if that shot would have gone in the net had the goaltender not stopped it, the shot is recorded as a "shot on goal".

## SHUTOUT

If two goaltenders combine for a shutout, neither receives credit for the shutout. Instead it is recorded as a club shutout.

## TENTHS OF A SECOND

If a penalty or goal occurs in the last minute, the time is rounded off to the previous second (ex: if a penalty is called with 12.4 seconds left in a period, the time is indicated as 19:47 and not 19:48.)

## WINNING PERCENTAGE

Multiply the total number of games played by two to find the total amount of possible points available then divide by total amount of points obtained.

## COACH'S RECORD

A coach receives a "W" for a win in regulation, overtime or shootout; an "L" for a loss in regulation; or an "OT" for a loss in overtime or shootout.

\*\* NOTE: No individual skater/goaltender statistics apply for the shootout



# MEDIA



## CANUCKS SPORTS & ENTERTAINMENT MEDIA POLICY STATEMENT

Canucks Sports & Entertainment (CSE) endeavours to provide members of the media with appropriate access and proper resources for the effective performance of their services and to cultivate an environment of mutual cooperation and respect. CSE expects all members of the media to act with honesty and integrity, to engage in factual and accurate reporting and to comply at all times with the policies and procedures set out in these guidelines or otherwise communicated by Canucks media relations staff. Members of the media should be aware that they will be held to the same standards of conduct whether providing services for an accredited organization or acting individually or on behalf of unaccredited organizations and whether performing services for traditional media outlets or emerging media outlets and social networks. CSE RESERVES THE RIGHT TO ENFORCE THESE MEDIA GUIDELINES BY REVOKING CREDENTIALS OR OTHERWISE RESTRICTING AND/OR DENYING ACCESS BY ANY PERSON TO ROGERS ARENA (OR BY LIMITING ACCESS TO CERTAIN AREAS OF THE ARENA) EITHER TEMPORARILY OR PERMANENTLY.

## GENERAL RULES & POLICIES

- Cell phones cannot be used for any purpose in the Canucks dressing and workout rooms at any time (NHL media regulation). PDA's or other mobile devices equipped with cell phone capabilities may be used for email / messaging only.
- Stock and general still and video images are not permitted to be taken in the dressing and workout rooms, i.e., you cannot stand at the entrance and pan the room, or take stock and general images of players or the room.
- Reporters or photographers using an audio recorder, still camera or mini-cam for audio or video recording purposes must inform the person being interviewed (as well as Canucks media relations staff), prior to making any recording, if that recording will or may be posted on the internet.
- All video must adhere to the NHL's broadcast policies available on NHL.com. Material may only be used for editorial purposes.

## ACCREDITATION

**Season passes:** Issued to print, radio and television media members who cover the Vancouver Canucks on a regular basis as part of their work requirements.

**Single Game Passes:** Media members from accredited newspapers, magazines, wire services and electronic media outlets requesting a single-game media pass must make a written request on the stationary letterhead of the applying outlet at least 48 hours prior to the game. Requests should be submitted online at [canucks.com/mediarelations](http://canucks.com/mediarelations).

**Important Note:** Members of the media are reminded that press box seating is reserved for working members of media covering a particular game or series of games. Media passes must be displayed at all times. In all cases, passes are non-transferable and any unauthorized use will subject the bearer to ejection from Rogers Arena and forfeiture of the credential. Please see back of game pass for team and League policies.

## INTERVIEWS

In accordance with NHL policy, game-day interviews are permitted within five minutes following the morning skate and within five minutes following the conclusion of a game. Canucks Head Coach Alain Vigneault will conduct game-day interviews in the media workroom located across the hall from the dressing rooms.

## PHOTOGRAPHERS

Photographers on assignment from accredited newspapers, magazines and wire services may apply for single game photo passes by submitting the request online at [canucks.com/mediarelations](http://canucks.com/mediarelations) at least 48 hours prior to the game they desire to shoot. Beat photographers will receive season passes and will shoot from their assigned seats. Assignment photographers will be designated a seat through Canucks Director of Photography, Jeff Vinnick.

CSE does not allow photographers in the team dressing or workout rooms on the road, or at home, without prior authorization. Photographers must request access to the Canucks dressing and workout rooms for a specific assignment. The granting of access will be at CSE's sole discretion and typically will only be granted for direct and specifically requested player interviews or 'events' such as a photo of a new goaltender mask, milestone goal, etc.

**Strobe Rentals:** Those photographers wishing to set up strobe lighting must first contact Canucks Manager, Creative Services Ryan Castle for the necessary authorization, at 604.899.7508. Strobes are often booked quickly and photographers are encouraged to make requests as early as possible.

## USE OF VIDEO AND AUDIO RELATED CONTENT ON INTERNET PLATFORMS

There are limitations on third party use of Canucks video and audio related content ("Canucks Content") on internet platforms. Canucks Content includes but is not limited to interviews, news conferences, practices and community-related events. Games fall under the NHL's broadcast policies. Canucks Content does not extend to the use of editorial text on the internet or text alerts sent to PDA's or cell phones. Canucks Content also does not include "talking head" video or audio of reporters at Canucks facilities, where no team team/interview/press conference footage is used. The limitations and guidelines around use of Canucks Content on internet platforms is as follows:

- Up to 60 seconds maximum per day of video and audio may be used on the Internet by CSE-credentialed news organizations.
- An additional 60 seconds of game highlights may also be used for up to 24 hours following the conclusion of a game.
- No video or audio may be streamed live.
- Material may be archived for 24 hours maximum—no permanent archive of Canucks Content is permitted.
- All material must link back to the team web site (example: "For more information, go to [www.canucks.com](http://www.canucks.com)"). Canucks.com is permitted to link to such posted material.
- All Canucks Content is restricted to use on media websites and may not be "pushed" to other platforms (including but not limited to cell phones).
- Canucks Content cannot be marketed or sold on a subscription basis.
- Canucks Content may be used only in editorial context (such as in links that illustrate stories or in multimedia news sections) and may not be featured in stand-alone multimedia entertainment sections of any website.
- Canucks Content must adhere to the NHL's broadcast policies.
- There is to be no sponsorship or advertising (including pre-roll video player advertising) associated with or connected with Canucks Content. CSE acknowledges that websites may include commercial advertising in banners and contextual ads, but the ads may not be specifically related to Canucks Content.

## MEDIA PARKING

---

Rogers Arena is unable to provide complimentary parking to members of the media. Media personnel are encouraged to use parking lots around Rogers Arena during games.

## MEDIA ENTRANCE – GATE 9

---

All media must access Rogers Arena through Gate 9 on the South side of the building (Griffiths Way). Please check in at the media credential station located inside Gate 9 by the elevators. Media can access the Press Box and Gondola on Level 500 from the Gate 9 elevators.

## TELEVISION/RADIO BOOTHS

---

Television and radio broadcast booths are located in the media gondola on level 500 accessible by the Gate 9 elevators. The media relations department is pleased to arrange pre-tapes and quick hit interviews according to NHL guidelines. Pre-tape and quick hit requests should be made with the Canucks Media Relations Department no later than the morning skate.

## DRESSING ROOMS

---

The dressing rooms for both the home and visiting team are located on Level 000 of Rogers Arena. Unless otherwise indicated, dressing rooms are open to the media within five minutes following the conclusion of the game. All media members must have their passes displayed in order to gain access to the dressing room. The dressing rooms are accessible post-game from the Press Box via the South Elevators at Gate 9.

## PRESS BOX

---

The following services are provided to all accredited media members:

- 1 Game notes and lineup sheets are available by 10:00 a.m. on game days.
- 2 Between-period game summaries and post-game final statistics will be distributed to the media.
- 3 Out-of-town scores and officiating decisions will be provided upon availability.
- 4 Closed circuit television monitors with instant replay are situated throughout the press box.
- 5 A media workroom is situated at dressing room level.

## FOOD & DRINK SERVICE

---

A media meal is available for purchase on game nights. Complimentary soft drinks, coffee, water and popcorn are available to everyone in the press box. Media are also invited to purchase food from the various concessions located on the public concourses at Rogers Arena. Alcoholic beverages are prohibited in the press box.

## FAX/PHOTOCOPY SERVICE

---

Complimentary fax and photocopy service is available upon request. For assistance, please contact a media relations representative.

## VANCOUVER CANUCKS GAME NIGHT MEDIA SERVICES STAFF

---

Godfrey Rockwood  
Bill Hinksman  
Ryan Macey  
Narinder Badesha  
Mike McAleer  
Sunny Sung  
Joel Rockwood

## CANUCKS MEDIA HOTLINE: 604.899.4995

---

The Vancouver Canucks Media Hotline is a recorded message featuring practice times, travel information, player transactions and other important media information. The hotline is updated by 11:30pm (post-game) on game days and by 5:00pm on non-game days.

**PLEASE BE ADVISED THAT MEDIA PASSES MUST BE DISPLAYED AT ALL TIMES**





**TC CARLING**  
Vice President, Communications &  
Community Partnerships

## TC CARLING

TC Carling enters his 14th season with the Vancouver Canucks and third season as Vice President, Communications & Community Partnerships. TC is a member of the club's Senior Leadership Team and oversees the Media Relations and Community Partnerships departments. He is responsible for developing and implementing corporate communication strategies across all Canucks Sports & Entertainment and Canucks for Kids Fund initiatives. In his role, TC is responsible for identifying and pursuing team and player strategies with broadcast, web site, Game Night Magazine and media outlets to leverage the Canucks brand in the community. TC is on the Board of Directors with the CFKF and Big Brothers of Greater Vancouver.

TC began working for Canucks Sports & Entertainment in 1999 and has worked primarily in a media relations capacity, most recently serving as Director, Media Relations & Team Operations. TC has also worked with EA Sports and the Vancouver Grizzlies of the NBA.

A native of Victoria, BC, Carling graduated from the B.C.I.T. Radio Broadcasting Program in Burnaby, BC. TC, his wife Tamsin, daughter Elsa and their dog Jordan live in Vancouver.



**BEN BROWN**  
Director, Media Relations  
& Team Operations

## BEN BROWN

Ben Brown enters his 11th season with the Vancouver Canucks and third season as Director, Media Relations & Team Operations. Ben is responsible for facilitating internal and corporate communication and serves as the primary liaison for all local, national and international media. Ben provides direction to the Media Relations department and is a member of the Canucks Sports & Entertainment Leadership Team.

Ben began working for Canucks Sports & Entertainment in 2001 and most recently served as Manager, Media Relations over five seasons with the club. Ben has also worked with the Vancouver Whitecaps Football Club and Quest Media in London, England.

A native of Saskatoon, SK, Ben graduated from Simon Fraser University with a B.A. in Communication and a History minor.



**STEPHANIE MANIAGO**  
Manager, Media Relations &  
Publications

## STEPHANIE MANIAGO

Stephanie Maniago enters her eighth season with the Vancouver Canucks and third as Manager, Media Relations & Publications. Stephanie serves as the Senior Editor for all company publications including the Yearbook, Game Day Magazine and Media Guide. She is responsible for corporate communication, manages daily media requests, produces club press releases and advisories and assists with press conferences while liaising with local and national media. Stephanie is also responsible for supporting team travel.

Stephanie joined the Canucks from the BC Lions of the CFL, where she served as a student associate in the Communications department.

A native of Burnaby, BC, Stephanie obtained a B.A. with a major in Communication and minor in History from Simon Fraser University.



**JEN ROLLINS**  
Coordinator, Media Relations &  
Publications

## JEN ROLLINS

Jen Rollins enters her fifth season with the Vancouver Canucks and third season as Coordinator, Media Relations & Publications. Jen is responsible for production of the Game Day Magazine and serves as Associate Editor for all team publications including the Yearbook and Media Guide. Jen is also responsible for all player radio requests and compiling and distributing hockey information, including game notes, League statistics, press clippings and media guides to media and hockey management on a daily basis. Jen first joined the Canucks as Media Relations Student Associate in the 2007/08 season.

Jen is a native of Duncan, BC, and completed a B.A. in Communication with BYU-Idaho. She currently lives in Vancouver with her husband Sterling.

## JOHN SHORTHOUSE

John Shorthouse returns for his 15th year behind the Canucks microphone, splitting play-by-play duties between Rogers Sportsnet Pacific and Team 1040 Sports Radio.

In 1998, the Vancouver native realized a lifelong dream when he was named only the third full-time play-caller in Canucks history.

John's passion for play-by-play was forged, in large part, listening to the legendary broadcast tandem of Jim Robson and Tom Larscheid. "Shorty and Tom" would team together for 12 years, before current partnerships were formed with John Garrett and Dave Tomlinson. John is thrilled to be back working with those two, as well as talented friends Dan Murphy and Rick Ball.

A graduate of the British Columbia Institute of Technology, John spent eight years at Global Sports Page before taking on his current job.

John, his wife Christina, their son Will and daughter Maggie reside in Vancouver.



**JOHN SHORTHOUSE**  
Play-by-Play, Team 1040/  
Rogers Sportsnet

## RICK BALL

Rick Ball returns to the Canucks broadcast team as radio play-by-play announcer on Team 1040. Rick will share play-by-play duties with John Shorthouse while continuing in his role as play-by-play announcer for the BC Lions of the Canadian Football League. His extensive broadcast background also includes doing play-by-play in 2011/12 for CBC's Hockey Night in Canada broadcasts. In 2003, Rick moved from CFAX Victoria to Team 1040, where he hosted his own afternoon talk-show. A native of British Columbia, he began his broadcasting career in hockey after graduating from BCIT's Broadcast Journalism program, where from 1995 to 2000 he lent his voice to the Kelowna Rockets' (WHL) games. Rick first did TV play-by-play for the Vancouver Canucks on VTV in 2001.


Rick and his wife, Carole, are proud parents of a daughter, Gracie.



**RICK BALL**  
Play-by-Play, Team 1040

## DAVE TOMLINSON

Dave Tomlinson enters his third full season in the Canucks broadcast booth as colour analyst after 15 years of professional hockey in the AHL, IHL, NHL, European leagues and Canada's National Team. Prior to joining the broadcast as colour analyst, Dave worked as an on-air host and analyst with Team 1040 sports radio. Drafted by the Toronto Maple Leafs in 1989, Dave's playing career included four years in the NCAA with Boston University, where he graduated with a Bachelor of Science in Business Administration. His professional career was highlighted by 42 NHL games with Toronto, Winnipeg and Florida, with stops in St. John's, Moncton and Cincinnati followed by 10 years in the German Elite Division. Dave comes from a sporting background, as his father, Dave Sr., played 10 years in the CFL where he won a Grey Cup with the Calgary Stampeders in 1948. Dave and his wife Manja are proud parents to Leni Greta (8) and Rocco David (3), and have a Doberman Pincher named Louis Vuitton.



**DAVE TOMLINSON**  
Analyst, Team 1040





**JOHN GARRETT**

Colour Commentary, Rogers Sportsnet

## JOHN GARRETT

John Garrett brings over 20 years of broadcasting experience and 15 years as a professional goaltender to Canucks telecasts again this season. During the NHL season, Garrett keeps busy by juggling his time between Canucks broadcasts and regular spots as an in-studio analyst on the "NHL Gamenight" panel. Garrett was originally drafted 38th overall by St. Louis in the 1971 NHL Entry Draft, but his professional career gained momentum when he was selected by Minnesota in the 1973 WHA professional player draft. He went on to play seven seasons with Minnesota, Toronto, Birmingham and New England with his play being rewarded with three All-Star Game selections. John's NHL career began in Hartford in 1979 and he proceeded to play for seven seasons and 207 games for the Hartford Whalers, Quebec Nordiques, and Vancouver Canucks. He also represented the Canucks in the 1983 All-Star Game. Garrett broke into the broadcasting world with Hockey Night in Canada in 1986, following his last NHL season as a player; he served as a member of the Hockey Night in Canada team until 1998. John, a graduate of Queens University, is married with two daughters and makes his home in Vancouver.



**DAN MURPHY**

Host, Rogers Sportsnet

## DAN MURPHY

Dan Murphy enters his 11th season as host for Rogers Sportsnet Pacific's Vancouver Canucks broadcasts. After graduating from the University of Ottawa with a degree in Communications in 1992, Murphy attended BCIT's Broadcast Journalism program where he graduated in 1995. He quickly got his start in television joining Global's Sports Page in Vancouver where he worked as a writer/reporter/producer from 1995 to 1999. Murphy was then hired as a reporter by Sportsnet in November 1999 and hosted Vancouver Grizzlies NBA broadcasts on Sportsnet and VTV during the 2000.01 season. Dan, his wife Christy and their dog Bowe reside in North Vancouver.

# STAFF



# CANUCKS STAFF

## BRAND & CREATIVE



**MARK RAHAM**  
Creative Director



**RYAN CASTLE**  
Manager, Creative Services



**LEAH BROWNE**  
Senior Graphic Designer



**JULIE TRAN**  
Graphic Designer



**DANA DESCHENE**  
Graphic Designer



**ART GREEN**  
Game & Event Multimedia Producer



**POUYA PEIRAVI**  
Game & Event Multimedia Coordinator



**ANNIE CHAN**  
Production Coordinator



**ASHLEIGH JOHNSTON**  
Production Coordinator



**AIDEN FOX**  
Special Projects Coordinator

## BROADCAST



**MIKE HALL**  
Executive Producer, Broadcast Media



**PAUL BRETTCELL**  
Director, Facilities & In-House Productions



**JASON STEENSMA**  
Senior Multimedia Producer



**SHANNON BAKER**  
Broadcast Business Manager

## BROADCAST CONTINUED



**JOSH GRUNBERG**  
Associate Producer



**GAYLA ANDERSON**  
Multimedia Producer




**JOEY KENWARD**  
Canucks TV Reporter



**KATHY ANDERSON**  
Reporter/Editor



**RORY MCGARRY**  
Production Assistant & Editor



**LAWREN CODY**  
Editor



**JESSICA MCNEILL**  
Web Video Coordinator

## CLIENT SERVICE & TICKET OPERATIONS



**MARY NAGY**  
Director, Client Service & Ticket Operations



**AYSHA MARTIN**  
Manager, Client Service & Ticket Operations



**MARTHA VASSOS**  
Manager, Client Service



**SAMANTHA BORLAND**  
Program Manager, Client Communications  
& Ticket Operations




**CHRIS WALLACE**  
Ticket Operations Administrator



**KYLE BEATTIE**  
Account Executive, Client Service



**MATTHEW HOPKINS**  
Account Executive, Client Service



**JUSTIN LYNCH**  
Account Executive, Client Service

## PHOTO NOT AVAILABLE

**GREGORY SARGENT**  
Account Executive, Client Service

## CORPORATE PARTNERSHIPS



**DAVID COMUZZI**

Senior Director,  
Corporate Partnerships



**JAMES DOUGLAS**

Director, Corporate Partnerships



**SEAN MONAHAN**

Director, Corporate Partnerships



**ROB REES**

Director, Corporate Partnerships



**MARIANNE BANTON**

Account Manager, Corporate  
Partnerships

## ENGINEERING



**AL HUTCHINGS**

Director, Engineering



**MARK WOHL**

Manager, Plant Operations



**SANDRA YALLOP**

Manager, Housekeeping



**SHAWN CAMPBELL**

Supervisor, Conversions



**MICAH CIPRIAN**

Supervisor, Housekeeping



**CASEY DALGLEISH**

Coordinator, Engineering Services



**BARRY DENNISON**

Project Manager, Facility Maintenance



**JOSH STEVENS**

Assistant Coordinator, Engineering Services



## ENGINEERING CONTINUED



**RENEE RICHARDSON**  
Coordinator, Facility Operations



**STU CUMMINGS**  
Material Handling Coordinator



**KEVIN GULLIVAN**  
Electrician



**MATTHEW HRYHOR**  
Electrician



**JOE LUND**  
Electrician



**BRIAN TORGALSON**  
Carpenter



**BRUCE FOULDS**  
General Maintenance Worker




**STEVE CARON**  
Building Operator



**DAVID CORLETT**  
Building Operator



**KEITH FONG**  
Building Operator



**STEVEN GOOD**  
Building Operator



**RICHARD BONNETT**  
Conversions Crew Leader



**ALBERT DESIENA**  
Conversions Crew Leader



**RICHARD DRIVER**  
Conversions Crew Leader



**ED YEE**  
Conversions Crew Leader

### PHOTO NOT AVAILABLE

**WADE MCLENNAN**  
Building Operator

## EVENT SERVICES



**JIM DAY**  
Manager, Security, Safety &  
Alcohol Compliance



**NICOLE VANDENBERG**  
Manager, Fan Experience



**DIANA CAMPBELL**  
Event Manager



**ALMIRA CHOW**  
Fan Services & Tour Coordinator



**GONTRAN PAGET**  
Safety & Security Coordinator



**LEIGH MILES**  
Executive Assistant

## FINANCE & ADMINISTRATION



**AARON WILSON**  
Director, Finance



**PATRICIA BIGONZI**  
Controller, Hockey Operations




**LAURI SHORTYK**  
Assistant Controller – Arena



**HEIDI HARMS**  
Corporate Accounting Manager



**DENISE OUANG**  
Administrative Services Manager



**DIVESH BHULABHAI**  
Accountant, Hockey & Canucks for Kids Fund



**SARA KLASSEN**  
Accountant, Hockey & Canucks for Kids Fund



**KRISTINE DEL ROSARIO**  
Accountant, Central Services



## FINANCE & ADMINISTRATION CONTINUED



**WENDY JOVANO**  
Accountant



**DIANE SUTHERLAND**  
Accounts Receivable Administrator



**KERRY KAVANAUGH**  
Accounts Payable Administrator



**SATOE KUBODERA**  
Accounts Payable Administrator



**JACKIE HAGERTY**  
Payroll Coordinator



**FERDIE DE GUZMAN**  
Central Services Coordinator

## GAME ENTERTAINMENT & EVENTS



**STEPHANIE WILLOX**  
Director, Game Entertainment



**CAM GOUDREAU**  
Manager, Game Entertainment & Events



**REBECCA GRANT**  
Coordinator, Game Entertainment & Events

## HOCKEY OPERATIONS



**CHERYL LOVESETH**  
Executive Office Manager



**JOAN STOBBS**  
Executive Assistant &  
Team Services Administrator



**ANDREA LOBO**  
Executive Assistant, Hockey Operations



**ALEX MITCHELL**  
Director, Community Partnerships &  
Executive Director, Canucks for Kids Fund

## HOCKEY OPERATIONS CONTINUED



**KAREN CHRISTIANSEN**  
Director, Charitable & Corporate Events



**ROD BRATHWAITE**  
Manager, Hockey Development & Alumni Liaison



**TARA CLARKE**  
Program Manager, Community Partnerships



**JESSICA HOFFMAN**  
Program Manager, Community Partnerships



**PAUL BUCKLEY**  
Coordinator, Community Partnerships & Mascot Liaison



**FIN**  
Mascot

## HUMAN RESOURCES



**DANA CLARK**  
Director, Human Resources



**KAROLINA MAY**  
Manager, Human Resources



**RANBIR SINGH**  
Manager, Scheduling & Staff Services



**TENISHA SOON PSAJD**  
Human Resources Coordinator



**CAROLYN CLEMIS**  
Staff Services Coordinator – Scheduling



**SABRINA SANDBECK**  
Staff Services Coordinator – Scheduling



**JENNIFER WICKHAM**  
Staff Services Coordinator – Scheduling



**NICOLE SWINDEN**  
Human Resources Assistant

## HUMAN RESOURCES CONTINUED



**LYNN BRADLEY**  
Receptionist



**KEELI HENDERSON**  
Human Resources Clerk

## LIVE ENTERTAINMENT



**SHEENA WAY**  
Director, Live Entertainment



**DOROTHY CHAUSSE**  
Ticketing Administrator,  
Event Sales & Booking



**LEAH FOREMAN**  
Event Manager



**JANICE MCLELLAN**  
Event Manager

## MARKETING & PARTNER ACTIVATIONS



**SANDRA BIRNIE**  
Director, Marketing & Partner Activations



**KELLY DURAN**  
Marketing Project Manager,  
Revenue Generation



**ADAM SMITH**  
Marketing Project Manager,  
Fan Development



**DENE MCKAY**  
Marketing Project Coordinator



**MELANIE MCLEOD**  
Account Executive, Partner Activations



**SARAH SIMPSON**  
Account Executive, Partner Activations



**COLIN WHITESIDE**  
Account Executive, Partner Activations

## PHOTO NOT AVAILABLE

**NICOLE MACRAE**  
Manager, Partnership Marketing

# CANUCKS STAFF

## PREMIUM CLIENT SERVICE



**DEBORAH BOREN**  
Director, Premium Client Service



**ROBERT CHORNER**  
Sales Manager, Premium Client Service



**RYLAN JAY**  
Manager, Client Service & Suite  
Operations, PCS



**JAMES MOORE**  
Account Executive, Premium Client Service



**ALISON SUNG**  
Administrative Assistant,  
Client Service & Ticket Operations

## PHOTO NOT AVAILABLE

**LISA TSAI**  
Account Executive, Premium Client Service

## SALES & SERVICE



**ALBERT YAN**  
Sales & Service Business Analyst



**ANTONIA NASSOPOULOS**  
Executive Assistant, Sales & Service

## CANUCKS TEAM STORE



**JANEIL MACKAY**  
Director, Retail &  
Consumer Product Marketing



**WYNN MOODY**  
Sales & Service Manager



**JILL WHITE**  
Merchandise/Buyer – Premium Product



**STU LYSTER**  
Retail Store Manager (Outlet)


## CANUCKS TEAM STORE CONTINUED



**SORAYA KHALIL**  
Assistant Store Manager (Robson)




**CHRIS KLIMEK**  
Retail Supervisor



**MATT OXENHAM**  
Retail Supervisor



**MARKUS KARLSSON**  
Retail Supervisor



**JASON CALLAGHAN**  
Warehouse Supervisor



**ALEX BURRY**  
Jersey Coordinator

## TECHNOLOGY



**DEREK BOYD**  
Director, Technology



**GREG STORY**  
Senior Broadcast Technician



**JOHN RILEY**  
Chief Audio Technician



**KARL PEDERSEN**  
Digital Media Technician



**WILLIAM CHENG**  
Manager, Information Technology



**LIEANE ARABSKY**  
Business & Systems Analyst



**TIM HEMMING**  
Technical Analyst



**MEGHAN HEWITT HARTLEY**  
Technical Analyst

## TECHNOLOGY CONTINUED



**OLIVER PRINCE**  
Systems/Network Analyst

## TICKET CENTRE



**CLAYTON LETAIN**  
Manager, Ticket Centre & Client Service



**FAY ALIKHANI**  
Assistant Manager, Ticket Centre

## TRAVEL




**CATHIE MORONEY**  
Travel Manager


## WEB DEVELOPMENT



**KEVIN KINGHORN**  
Director, Website & New Media



**DEREK JORY**  
Website Writer



**MIKE TIMOFIY**  
Website Developer



**NICOLE VAN ZANTEN**  
Social Media Coordinator





*Budweiser*



**GREAT HOCKEY  
IS WAITING**

**WHY NOT  
GRAB SOME BUDS**



VANCOUVER



WE ARE ALL CANUCKS