



2013.14 MEDIA GUIDE

TV SPORTS

TV SPORTS

TV NATIONAL
(CBC or TSN)

HOME AWAY

SEPTEMBER

SUN	MON	TUE	WED	THU	FRI	SAT
15	16 SJ PS 7:00	17	18 EDM PS 7:00	19	20	21 EDM PS 7:00
22	23 PHX PS 7:00	24 SJ PS 7:30	25	26 NYR PS 7:00	27	28
29	30					

OCTOBER

SUN	MON	TUE	WED	THU	FRI	SAT
		1	2	3 SJ TV 7:00	4	5 EDM ★ TV 7:00
6 CGY TV 5:00	7	8 NJ ★ TV 7:00	9	10 SJ TV 7:00	11	12 MTL ★ TV 7:00
13	14	15 PHI TV 4:00	16	17 BUF TV 4:00	18	19 PIT TV 10AM
20 CBJ TV 3:00	21	22 NYI TV 4:00	23	24 NJ TV 4:00	25 STL TV 5:00	26
27	28 WSH TV 7:00	29	30 DET ★ TV 7:30	31		

NOVEMBER

SUN	MON	TUE	WED	THU	FRI	SAT
					1	2 TOR ★ TV 4:00
3	4	5 PHX TV 6:00	6	7 SJ TV 7:30	8	9 LA ★ TV 7:00
10 ANA TV 5:00	11	12	13	14 SJ TV 7:00	15	16
17 DAL TV 5:00	18	19 FLA TV 7:00	20	21	22 CBJ ★ TV 7:00	23 CHI ★ TV 7:00
24	25 LA ★ TV 7:00	26	27	28 OTT ★ TV 4:30	29	30 NYR ★ TV 11AM

DECEMBER

SUN	MON	TUE	WED	THU	FRI	SAT
1 CAR TV 10AM	2	3 NSH TV 5:00	4	5	6 PHX TV 7:00	7
8 COL TV 5:00	9 CAR TV 7:00	10	11	12	13 EDM ★ TV 6:00	14 BOS ★ TV 7:00
15	16	17 MIN TV 5:00	18	19 DAL TV 5:30	20 CHI ★ TV 5:00	21
22 WPG ★ TV 5:00	23	24	25	26	27	28
29 CGY TV 4:30	30 PHI ★ TV 7:00	31				

SCHEDULE SUBJECT TO CHANGE. ALL GAME TIMES ARE PST.
EACH HOME GAME IS FAMILY NIGHT.

★ PREMIUM GAMES
★ PREMIUM+ GAMES
● OPENING NIGHT

● PAVEL BURE NIGHT
● HOCKEY TALKS
● MINOR HOCKEY NIGHT

● CANADIAN FORCES NIGHT
● NHL HERITAGE CLASSIC™
● FAN APPRECIATION NIGHT

JANUARY

SUN	MON	TUE	WED	THU	FRI	SAT
			1 TB TV 7:00	2	3	4 LA ★ TV 7:00
5 ANA TV 5:00	6	7 PIT ★ TV 7:00	8	9	10 STL ★ TV 7:00	11
12	13 LA TV 7:30	14	15 ANA TV 7:30	16 PHX TV 6:00	17	18 CGY ★ TV 7:00
19	20	21 EDM ★ TV 6:30	22	23 NSH ★ TV 7:00	24	25
26 PHX TV 5:00	27 EDM ★ TV 7:00	28	29 CHI ★ TV 7:30	30	31 WPG ★ TV 5:30	

FEBRUARY

SUN	MON	TUE	WED	THU	FRI	SAT
						1
2	3 DET TV 4:30	4 BOS TV 4:00	5	6 MTL TV 4:30	7	8 TOR ★ TV 3:00
9	10	11	12	13	14	15
16	17	18	19	20	21	22
23	24	25	26 STL ★ TV 7:30	27	28 MIN ★ TV 7:00	

MARCH

SUN	MON	TUE	WED	THU	FRI	SAT
						1
2 OTT ★ TV 1:00	3	4 PHX ★ TV 6:00	5	6 DAL ★ TV 5:30	7	8 CGY ★ TV 7:00
9	10 NYI ★ TV 7:00	11	12 WPG ★ TV 4:30	13	14 WSH ★ TV 4:00	15
16 FLA TV 12PM	17 TB TV 4:30	18	19 NSH ★ TV 7:00	20	21	22
23 BUF ★ TV 5:00	24	25	26 MIN ★ TV 4:30	27 COL ★ TV 6:00	28	29 ANA ★ TV 7:00
30	31					

APRIL

SUN	MON	TUE	WED	THU	FRI	SAT
		1 NYR ★ TV 7:00	2	3	4	5 LA ★ TV 7:00
6	7 ANA ★ TV 7:00	8	9	10 COL ★ TV 7:00	11	12 EDM ★ TV 7:00
13 CGY ★ TV 5:00	14	15	16	17	18	19

2	Company Directory
5	Canucks Ticket Information
6	Rogers Arena
7	Francesco, Roberto and Paolo Aquilini
8	Michael D. Gillis, Victor de Bonis
9	Canucks Sports & Entertainment Executive
10	CANUCKS
12	Lorne Henning, Laurence Gilman
13	Stan Smyl, Eric Crawford
14	Jonathan Wall, Dr. Mike Wilkinson, Player Development Staff
15	John Tortorella
16	Mike Sullivan, Glen Gulutzan
17	Darryl Williams, Roland Melanson
18	Roger Takahashi, Glenn Carnegie
19	Ron Delorme, Thomas Gradin, Scouting Staff
21	Training and Medical Staff
23	Canucks for Kids Fund
26	Canucks Alumni
28	THE PLAYERS
72	Utica Comets
75	In the System
90	2012.13 STATISTICAL REVIEW
92	2013.14 Training Camp Roster
94	2012.13 Canucks Scoring
96	2012.13 Season Summary
97	2012.13 Schedule and Results
98	OPPONENTS
131	SEASON-BY-SEASON HISTORY
174	ALL-TIME RECORDS
176	All-Time Roster
179	All-Time Uniform Numbers
181	All-Time Draft Selections
185	All-Time Trades
191	On This Day in Canucks History
203	Canucks Awards
204	NHL Awards & NHL All-Stars
205	Regular Season Monthly Records
206	Season Openers/Home Openers
207	Season-by-Season Records/Road Openers
208	Season-by-Season/Attendance Records
209	Coaching Records
210	General Managers/Canucks Captains
211	Regular Season Record in Overtime Games
214	Regular Season Record in Shootout Games
215	All-Time Scoring
219	All-Time Player Records
222	All-Time Penalty Shots

224	Canucks Shutouts
225	Canucks/Opponent Shutouts
227	Hat Tricks
229	All-Time Team Records
231	All-Time Individual Season Records
232	PLAYOFFS
234	All-Time Opponents
235	All-Time Results
237	All-Time Shutouts, Coaching, Penalty Shots
238	All-Time Goaltending/Scoring
240	All-Time Team Records
243	NATIONAL HOCKEY LEAGUE
244	League Directory/2013.14 Re-Alignment
245	Team Directory
246	2013.14 NHL Officials
247	2012.13 NHL Standings & NHL Leaders
248	2012.13 NHL Awards
249	Critical Dates
250	How To Figure
251	MEDIA SERVICES
252	Media Guidelines
253	Media Services
254	Media Relations Department
255	Canucks Broadcasters
257	CANUCKS STAFF

MEDIA GUIDE CREDITS

Editors.....	Stephanie Maniago
.....	Jen Rollins
.....	Ben Brown
Media Guide Design & Production	Leah Browne
Editorial Assistants.....	Alex Li
.....	Amanda Chew
Special thanks to Randy Robles, Bob Waterman	
..... & Elias Sports Bureau, David Marchak	
Photography.....	Jeff Vinnick
.....	Getty Images
Printing.....	Hemlock Printers Ltd.

COPYRIGHT 2013.14 VANCOUVER CANUCKS

The information contained in this publication was compiled by the Vancouver Canucks and is provided as a courtesy to our fans and the media and may be used only for personal or editorial purposes. Any commercial use of this information is prohibited without the prior written consent of the Vancouver Canucks.

VANCOUVER CANUCKS

Home Ice Rogers Arena
Address 800 Griffiths Way
 Vancouver, British Columbia V6B 6G1
Telephone 604.899.4600
Fax 604.899.4640
Website www.canucks.com
Rink Dimensions 200 Feet by 85 Feet
Club Colours Blue, white and green
Seating Capacity 18,910
Minor League Affiliations Utica Comets (AHL)
 Kalamazoo Wings (ECHL)
Radio Affiliation TEAM 1040
Television Affiliation Sportsnet
Media Relations Hotline 604.899.4995
Media Relations Fax 604.899.4640
Ticket Information & Customer Service 604.899.4625
Information Line 604.899.4600

EXECUTIVE DIRECTORY

Chairman & Governor, NHL Francesco Aquilini
Alternate Governor, NHL Roberto Aquilini
Alternate Governor, NHL Paolo Aquilini
President & General Manager,	
Alternate Governor, NHL Michael D. Gillis
Chief Operating Officer &	
Alternate Governor, NHL Victor de Bonis
Vice President, Player Personnel &	
Assistant General Manager Lorne Henning
Vice President, Hockey Operations &	
Assistant General Manager Laurence Gilman
Executive Vice President, Sales & Marketing Trent Carroll
Executive Vice President & Arena General Manager Michael Doyle
Vice President, Finance & CFO Todd Kobus
Vice President, Communications	
& Community Partnerships Chris Brumwell
Vice President, Brand Development Ali Gardiner
Vice President & General Counsel Chris Gear
Vice President, Construction Harvey Jones
Executive Office Manager Cheryl Loveseth

HOCKEY OPERATIONS

President & General Manager,	
Alternate Governor, NHL Michael D. Gillis
Vice President, Player Personnel &	
Assistant General Manager Lorne Henning
Vice President, Hockey Operations &	
Assistant General Manager Laurence Gilman
Executive Assistant & Team Services Administrator Joan Stobbs
Executive Assistant, Hockey Operations Andrea Lobo
Senior Advisor to the General Manager Stan Smyl
Head Coach John Tortorella
Assistant Coach Glen Gulutzan
Assistant Coach Mike Sullivan
Assistant Coach, Video Darryl Williams
Goaltending Coach Roland Melanson
Strength & Conditioning Coach Roger Takahashi
Skill Coach Glenn Carnegie
Director, Human Performance Dr. Mike Wilkinson
Defence Consultant, Player Development Dave Babych
Goaltending Consultant, Player Development Dan Cloutier

Strength & Conditioning Coach – Prospects Bryan Marshall
Head Coach, Utica Comets Travis Green
Assistant Coach, Utica Comets Nolan Baumgartner
 Paul Jerrard
Vice President, Communications &	
Community Partnerships Chris Brumwell
Director, Media Relations & Team Operations Ben Brown
Manager, Media Relations & Publications Stephanie Maniogo
Coordinator, Media Relations & Publications Jen Rollins
Director, Community Partnerships &	
Executive Director, Canucks for Kids Fund Alex Mitchell
Director, Charitable & Corporate Events Karen Christiansen
Manager, Hockey Development & Alumni Liaison Rod Brathwaite
Program Manager, Canucks for Kids Fund Diana Campbell
Program Manager, Community Partnerships Tara Clarke
Program Manager, Community Partnerships Jessica Hoffman
Coordinator, Community	
Partnerships & Mascot Liaison Paul Buckley

SCOUTING STAFF

Chief Scout Ron Delorme
Associate Chief Scout Thomas Gradin
Director of Player Personnel Eric Crawford
Professional Scouts Lucien DeBlois
 Lars Lindgren
 Brett Henning
 Neil Komadoski
 Jonathan Bates
Amateur Scouts Judd Brackett
 Brian Chapman
 Sergei Chibisov
 Ken Cook
 Inge Hammarstrom
 Ted Hampson
 Tim Lenardon
 Chris MacDonald
 Dan Palango
 Richard Rose
 Wyatt Smith
 Harold Snepsts
 Darrell Young
Director of Hockey Administration Jonathan Wall
Scouting Coordinator Mike Brown

MEDICAL & TRAINING STAFF

Head Medical Trainer Mike Burnstein
Assistant Medical Trainer Jon Sanderson
 Dave Zarn
Equipment Manager Pat O'Neill
Assistant Equipment Manager Jamie Hendricks
Trainer's Assistant Brian Hamilton
Game Dressing Room Attendant John Jukich (Visitors)
 Ferdie De Guzman (Visitors)
 Ron Shute (Home)
 Trevor Penrose (Home)
Team Physician Dr. Bill Regan
Team Dentist Dr. Jeffrey Norden
Team Chiropractor Dr. Glenn Cashman
Team Optometrist Dr. Alan R. Boyco

BRAND & CREATIVE

Creative Director	Mark Raham
Manager, Creative Services	Ryan Castle
Senior Graphic Designer	Leah Browne
Graphic Designer	Dana Deschene
	Derek Adam
Game & Event Multimedia Producer	Art Green
Digital Designer	Pouya Peiravi
Production Coordinator	Annie Chan
Project Coordinator	Aiden Fox

BROADCAST

Senior Multimedia Producer	Jason Steensma
Associate Producer	Josh Grunberg
Multimedia Producer	Gayla Anderson
Canucks TV Reporter	Joey Kenward
Production Assistant & Editor	Rory McGarry
Web Video Coordinator	Jessica McNeill
Editor	Lawren Cody

CLIENT SERVICE & TICKET OPERATIONS

Director, Client Service & Ticket Operations	Mary Nagy
Manager, Client Service & Ticket Operations	Aysha Martin
Manager, Client Service	Martha Vassos
Program Manager, Client Communications	
& Ticket Operations	Samantha Borland
Ticket Operations Administrator	Chris Wallace
Account Executive, Club Seat Service	Justin Lynch
Account Executive, Client Service	Kyle Beattie
	Matthew Hopkins
	Kathryn Kang
	Brittany Nicholson
	Greg Sargent

TICKET CENTRE

Manager, Ticket Centre & Client Service	Clayton Letain
Assistant Manager, Ticket Centre	Fay Alikhani

PREMIUM CLIENT SERVICE (PCS)

Director, Premium Client Service	Hark Athwal
Manager, Client Programs & Suite Operations	Rylan Jay
Sales Manager, Premium Client Sales	Robert Chomer
Account Executive	Lisa Tsai
	Alison Sung
	Rebecca Lockhart
Administrative Assistant	
Client Service & Ticket Operations	Adrienne Greeley

CORPORATE PARTNERSHIPS

Senior Director, Corporate Partnerships	David Comuzzi
Director, Corporate Partnerships	James Douglas
	Sean Monahan
	Rob Rees
Account Manager, Corporate Partnerships	Marianne Banton

SALES & SERVICE

Sales & Service Business Analyst	Albert Yan
Executive Assistant	Antonia Nassopoulos

PARTNER ACTIVATION

Director, Marketing & Partner Activation	Sandra Birnie
Manager, Partnership Marketing	Nicole MacRae
Account Executive, Partner Activation	Michael Gray
	Melanie McLeod
	Sarah Simpson
	Colin Whiteside

ENGINEERING

Director, Engineering	Al Hutchings
Manager, Plant Operations	Mark Wohl
Supervisor, Conversions	Shawn Campbell
Manager, Housekeeping	Sandra Yallop
Supervisor, Housekeeping	Micah Ciprian
Coordinator, Engineering Services	Casey Dalgleish
Project Manager, Facility Maintenance	Barry Dennison
Assistant Coordinator, Engineering Services	Josh Stevens
Coordinator, Facility Operations	Renee Richardson
Material Handling Coordinator	Stu Cummings
Electrician	Kevin Gallivan
	Matthew Hryhor
	Joe Lund
Carpenter	Brian Torgelson
	Meghan Foran
Building Operator	Steve Caron
	Keith Fong
	Steven Good
	Wade McLennan
Conversions Crew Leader	Richard Bonnett
	Albert Desiena
	Richard Driver
	Ed Yee

EVENT SERVICES

Manager, Security, Safety & Alcohol Compliance	Jim Day
Manager, Fan Experience	Nicole Vandenberg
Assistant Manager, Fan Experience	Samah Khaira
Coordinator, Security and Health & Safety	Gontran Paget
Administrative Assistant, Event Services	Leigh Miles

LIVE ENTERTAINMENT

Director, Live Entertainment	Sheena Way
Ticketing Administrator	
Event Ticketing & Booking	Dorothy Chausse
Event Manager	Kara Kearby
	Janice McLellan

FINANCE & ADMINISTRATION

Director, Finance	Aaron Wilson
Controller, Hockey Operations	Patricia Bigonzi
Assistant Controller – Arena	Lauri Shortyk
Corporate Accounting Manager	Heidi Harms
Administrative Services Manager	Denise Ouang
Accountant, Hockey & Canucks for Kids Fund	Sara Klassen
Accounting & Retail Systems Manager	Wendy Jovanov
Accounts Receivable Administrator	Diane Sutherland
Accounts Payable Administrator	Kerry Kavanaugh
	Sat�oe Kubodera
	Sophia Chan
Payroll Coordinator	Jackie Hagerty
Central Services Coordinator	Ferdie De Guzman

GAME ENTERTAINMENT & EVENTS

Director, Game Entertainment & Broadcast Operations	Mike Hall
Director, Facilities & In-House Productions	Paul Brettell
Manager, Game Entertainment & Events	Cam Goudreau
Coordinator, Game Entertainment & Events	Rebecca Grant

HUMAN RESOURCES

Director, Human Resources	Dana Clark
Manager, Human Resources	Karolina May
Manager, Scheduling & Staff Services	Ranbir Singh
Human Resources & Staff Services Generalist ..	Tenisha Soon Psajid
Staff Services Coordinator (Scheduling)	Sabrina Sandbeck
Human Resources Assistant	Nicole Swinden
Receptionist	Kaitlin Imai

LEGAL

Senior Legal Counsel	Chris Beardsmore
----------------------------	------------------

MARKETING & PARTNER ACTIVATIONS

Marketing Project Manager, Revenue Generation	Adam Smith
Marketing Project Manager, Fan Development	Marie Bailey
Marketing Project Manager,	
Community, Operations & Events	Dene McKay

CANUCKS TEAM STORE

Director, Retail & Consumer Product Marketing	Janeil Mackay
Sales & Service Manager	Wynn Moody
Merchandise/Buyer – Premium Product	Jill White
Retail Store Manager (Outlet)	Stu Lyster
Assistant Store Manager (Robson)	Soraya Khalil
Assistant Manager, Sales & Service	Chris Klimek
Assistant Retail Manager, Events	Markus Karlsson
Warehouse Supervisor	Jason Callaghan
Retail Administrative Coordinator	Kristine Del Rosario Smith

TECHNOLOGY

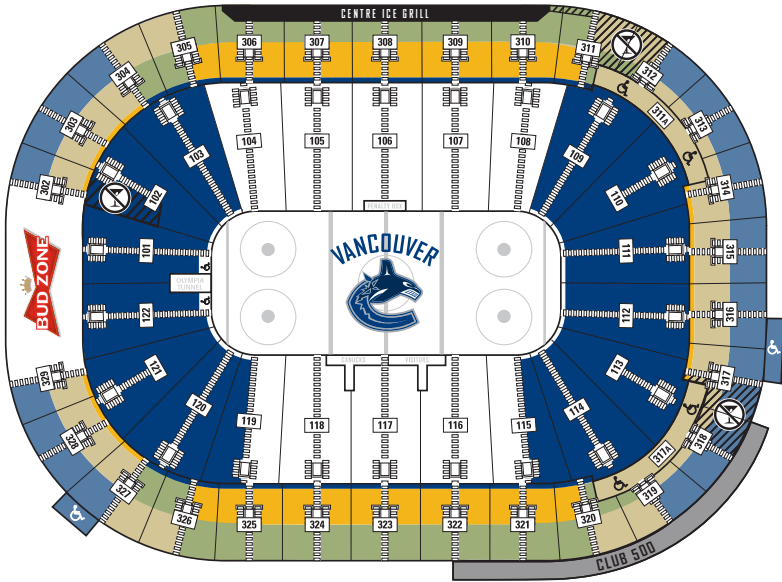
Director, Technology	Derek Boyd
Senior Broadcast Technician	Greg Story
Chief Audio Technician	John Riley
Digital Media Technician	Karl Pedersen
Manager, Information Technology	William Cheng
Business & Systems Analyst	Lieane Arabsky
.....	Tim Hemming
Technical Analyst	Meghan Hewitt Hartley
Systems/Network Analyst	Oliver Prince
Help Desk Administrator	Christos McIntyre

TRAVEL

Travel Manager	Cathie Moroney
----------------------	----------------

WEB DEVELOPMENT

Director, Website & New Media	Kevin Kinghorn
Website Writer	Derek Jory
Website Manager, Planning and Partner Programs	Emily Leung
Website Coordinator	Calvin Roex
Website Developer	Mike Timofiiiv
Social Media Coordinator	Nicole van Zanten



SINGLE GAME TICKETS

PLAZA LEVEL

	Limited quantities. Please inquire.
	\$134.75

ROGERS™ LEVEL 300

	\$111.75
	\$88.00
	\$74.00
	\$60.00

CLUB 500

	\$266.75
Food & non-alcoholic beverages included	

All prices include GST, but are subject to applicable service charges.

No alcohol permitted:
Section 102, Rows 14-25, Seats 1-12

Section 311 + 317, Rows 6-15, Seats 101 and up
Section 312 + 318, Rows 6-15, Seats 1 and up
Section 311, Row 15, Seats 1-10

♿. Wheelchair seating is available in three different levels and price categories. Please inquire for availability.

- Prices do not apply to premium or premium+ games. Refer to game schedule for premium dates.
- Tickets available at Ticketmaster Ticket Centres, the Rogers Arena Ticket Centre, canucks.com/tickets or Charge-By-Phone.

1.855.523.6800



ROGERS ARENA

Owned by Canucks Sports & Entertainment (CSE), Rogers Arena is home to the Vancouver Canucks of the National Hockey League and operates as one of the most active and versatile entertainment venues in North America. Rogers Arena has welcomed more than 23.6 million visitors through its doors since opening in September 1995.

PREMIUM FAN EXPERIENCE Canucks Sports & Entertainment is dedicated to providing a premium experience for its guests. Entering the 2013/14 NHL season, passionate Canucks fans have filled Rogers Arena's 18,910 seat capacity through 444 consecutive sold out games.

Acclaimed for its comfortable seating and superior sightlines, Rogers Arena offers a premium club seating section with more spacious seating for guests and in-seat service. Rogers Arena offers 88 executive suites and nine Single Game Suites, located on levels 200 and 500. Club 500, located on the Penthouse Level, is a premiere all inclusive ticket package featuring 176 viewing seats and a luxurious range of amenities offering the total fan experience in a modern and lively atmosphere. The Avaya Champions Club is an all inclusive club located on the level 200 executive floor with exceptional views during hockey games and a networking environment in an upscale setting. In addition to these all inclusive areas, premium dining facilities including the Captains Room and Centre Ice Grill operated by Aramark are also available.

ENVIRONMENTAL INITIATIVES In March 2011, CSE became a founding member of the Green Sports Alliance along with a number of professional sports teams based in the Pacific Northwest. This alliance offers the opportunity for leagues, teams and venues to build on individual greening initiatives by working together to implement effective, science-based and measurable environmental programs. Concourse recycling and food waste disposal are now available for fans to use.

CANUCKS APPAREL AND MERCHANDISE Rogers Arena houses one of the biggest retail spaces in the NHL. The Canucks Team Store is the official retailer of the Vancouver Canucks with a 3,800 square foot main store as well as nine additional locations around the arena. Every location carries a variety of Canucks merchandise for the whole family. The Canucks Team Store also has a satellite store at 1151 Robson Street and the Canucks Team Store Pro Shop at Hastings and Renfrew Street (150-2893 East Hastings Street). The Canucks Team Store Pro Shop is the only place for fans to purchase merchandise worn by Vancouver Canucks players, carrying official game used equipment and jerseys.

FUTURE GROWTH Visitors to Rogers Arena will see dynamic growth to the area with three tower projects in development surrounding the building.

The West Tower will connect to the arena and give fans a greater variety of food and beverage selections, increased restroom facilities and expanded concourse areas. The Tower's fourth of 26 floors will feature a cutting edge sports bar with premium view seating. Luxury suites for large groups on Level 500 will also be available. The arena space is expected to be operational for the 2013/14 NHL season. The second 31-story South Tower will be situated on the South Plaza in close proximity to the arena. The South Tower will offer five levels of underground parking with over 200 residential rental units in addition to fitness and multipurpose facilities. The third 28-story East Tower, which will be located above the current Canucks Team Store, will be another mixed-use highrise with both rental residential apartments and office suites.

HISTORY Rogers Arena's (formerly known as GM Place) first event was a Bryan Adams concert hosted on September 19, 1995. Over the past 19 years, the arena has hosted countless world class entertainment acts and sporting events. Of historical note, Queen Elizabeth II dropped the puck in a ceremonial face-off prior to an NHL exhibition game between San Jose and Vancouver on October 6, 2002 and the facility served as the primary ice hockey venue for the 2010 Winter Olympics from February 13-28, where it was rebranded as Canada Hockey Place. The arena was distinguished with the Standing Ovation Award in the Sports & Entertainment category from the BC Rehabilitation Foundation in 2006. Former tenants include the Vancouver Grizzlies of the NBA (1995-2001), Vancouver Ravens of the NLL (2001-2004) and Vancouver Voodoo of the RHI (1996).



AQUILINI INVESTMENT GROUP INC.

Owned and operated by the Aquilini Investment Group since 2004, Canucks Sports & Entertainment is committed to providing a premium fan experience through the hockey club, state of the art Arena and charitable and community initiatives.

The Aquilini Investment Group is a diversified family business founded more than 50 years ago by Mr. Luigi Aquilini. The group is now run by his three sons Mr. Francesco Aquilini, Mr. Roberto Aquilini and Mr. Paolo Aquilini. The Vancouver-based organization owns and manages a global conglomerate portfolio that includes commercial, industrial and residential construction and developments as well as properties, food and beverage, hospitality and entertainment enterprises, diverse agribusiness operations, and sustainable aquaculture and renewable energy ventures.

The Aquilini Investment Group is dedicated to supporting the community including through the team's charitable organization, the Canucks for Kids Fund and its core beneficiaries: Canucks Autism Network (CAN), Canuck Place Children's Hospice and BC Children's Hospital Foundation, including the Canucks for Kids Fund Childhood Diabetes Laboratories.



MICHAEL D. GILLIS

MICHAEL D. GILLIS **PRESIDENT & GENERAL MANAGER,** **ALTERNATE GOVERNOR, NHL**

Born: December 1, 1958

Birthplace: Sudbury, ON

Residence: Vancouver, BC

Family: Wife, Diane; Sons, Max and Spencer; Daughter, Kate

Michael D. Gillis is the 10th General Manager in the history of the Vancouver Canucks and President of Canucks Sports & Entertainment. As President & General Manager, Gillis has led the Canucks to Northwest Division titles every season since joining the organization in 2008.09. He assembled the 2010.11 and 2011.12 Presidents' Trophy winning teams, setting a franchise record with 117 points in the 2010.11 regular season, and won the Clarence Campbell Bowl as the Western Conference playoff champions in 2011.

Gillis is responsible for the overall strategic direction of Canucks Sports & Entertainment, working in partnership with Chief Operating Officer, Victor de Bonis. He provides strategic leadership to the Hockey Operations Department, overseeing the Canucks top minor league

affiliates, negotiating player contracts and executing viable, long-term strategies for player growth and development. Over the past five seasons, Gillis has secured core players on the Canucks roster to long-term deals including Daniel and Henrik Sedin, Roberto Luongo, Kevin Bieksa, Chris Higgins, Dan Hamhuis, Ryan Kesler, Jason Garrison, Alex Burrows and Alex Edler.

Gillis was selected fifth overall by the Colorado Rockies in the 1978 NHL Amateur Draft and played 246 games, recording 76 points (33-43-76) with Colorado and Boston before retiring due to injury. A native of Kingston, Ontario, Gillis earned a law degree from Queen's University, where he later served as a professor of sports law. Prior to joining the Canucks, Gillis enjoyed a successful 15-year career as an NHL player representative.



VICTOR DE BONIS

VICTOR DE BONIS **CHIEF OPERATING OFFICER,** **ALTERNATE GOVERNOR, NHL**

Born: May 17, 1966

Birthplace: Vancouver, BC

Residence: Vancouver, BC

Family: Wife, Mary; Daughters, Valendina & Angelica; Son, Victor

Victor de Bonis is the Chief Operating Officer for Canucks Sports and Entertainment (CSE), and an Alternate Governor for the NHL. Working in partnership with CSE President & General Manager, Michael D. Gillis, Victor has primary responsibility over all facets of business operations and directs the Senior Leadership Team. CSE is considered one of the top sports and entertainment companies in North America, and employs more than 1,000 people.

Victor has supported some of the most significant corporate partnerships in club history, forging relationships with organizations to provide premium products and services for all events at Rogers Arena and programs associated with CSE. Through a variety of innovative programs and recent installations at Rogers Arena, he has focused company-wide measures toward enhancing fan experience.

Victor graduated from the University of British Columbia and earned a Bachelor of Commerce Degree in 1989. He began his career at KPMG Chartered Accountants in the corporate audit division of the Vancouver branch. Victor served in this capacity for four years, auditing private and public companies in the Hospitality, Broadcasting, Mining, Healthcare and Manufacturing industries, before entering his final role with the organization: forensic accounting specialization. In 1992, he became a chartered accountant, and a member of the Institute of Chartered Accountants of British Columbia. Victor was elected to the Fellowship of Chartered Accountants in 2012.

Victor first joined Orca Bay Sports & Entertainment (now CSE) in 1994 as its Corporate Controller. In this role, he became a key member of the group that developed and implemented new business strategies for Rogers Arena, as well as for the organization's NHL and NBA franchises. He was also responsible for managing the public company's private placement and for its new 18,000-seat multi-purpose arena in downtown Vancouver. In 1998, Victor was appointed CFO, responsible for managing all business operations. He took on his current role in March 2007 and became an Alternate Governor of the NHL in 2010.

In addition to his professional activities, Victor is actively involved with family and community affairs. He currently serves as Vice President on the Canucks for Kids Fund Board and was recently named Director to the board of Special Olympics British Columbia. Victor and his wife, Mary, have three children.



TRENT CARROLL
Executive Vice President,
Sales & Service



MICHAEL DOYLE
Executive Vice President &
Arena General Manager



TODD KOBUS
Vice President, Finance & CFO



CHRIS BRUMWELL
Vice President, Communications &
Community Partnerships



ALI GARDINER
Vice President, Brand Development



CHRIS GEAR
Vice President & General Counsel



HARVEY JONES
Vice President, Construction





CANUCKS



LORNE HENNING

LORNE HENNING

VICE PRESIDENT, PLAYER PERSONNEL & ASSISTANT GENERAL MANAGER

Born: February 23, 1952

Birthplace: Melfort, SK

Residence: Irvine, CA

Family: Wife, Cathye; Sons, Brett & Garrett; Daughter, Marissa

Lorne Henning was named Vice President, Player Personnel & Assistant General Manager on September 3, 2008. Henning first joined the Canucks organization as a Professional Scout, bringing 28 years of playing and coaching experience at the NHL level and four Stanley Cup Championship rings. Prior to being named Assistant General Manager, Henning held the position of Director, Player Personnel for three years. As Vice President, Player Personnel and Assistant General Manager, Henning works closely with Michael D. Gillis on all player evaluations, trades and free agent signings. Additionally, he is responsible for the club's professional scouting in North America and Europe and acts as the

primary liaison between the Canucks minor league affiliates.

Henning joined the Canucks in September 2005 after having worked as an Assistant Coach with the Mighty Ducks of Anaheim from 2002 to 2004. Henning's extensive NHL career both as a player and coach saw him play nine years with the New York Islanders (1972-81) and work as an Assistant Coach and Head Coach for 19 seasons. Henning was a member of the New York Islanders Stanley Cup Championship teams as a player in 1979.80 and 1980.81 then as an Assistant Coach in 1981.82 and 1982.83. The four-time Stanley Cup winner worked alongside former Islanders Head Coach and Hockey Hall of Famer, Al Arbour as an Assistant Coach.

Drafted 17th overall in the 1972 NHL Amateur Draft, Henning spent his entire professional hockey career with the New York Islanders. The Saskatchewan native played 543 career games with the Islanders before retiring a back-to-back Stanley Cup Champion after the 1980.81 season. He joined the coaching fraternity the following year as Islanders Assistant Coach and achieved similar success helping lead the club to another two Stanley Cup Championships. Henning continued on to an 18-year NHL career behind the bench, including coaching assignments with the North Stars, Blackhawks and Mighty Ducks. During the 1985.86 and 1986.87 seasons, Henning served as the Head Coach for the Minnesota North Stars and was Head Coach of the New York Islanders in the 1994.95 season.



LAURENCE GILMAN

LAURENCE GILMAN

VICE PRESIDENT, HOCKEY OPERATIONS & ASSISTANT GENERAL MANAGER

Born: January 6, 1965

Birthplace: Winnipeg, MB

Residence: Vancouver, BC

Family: Wife, Michelle; Son, Tyler; Daughter, Samantha

Laurence Gilman was named Vice President, Hockey Operations & Assistant General Manager in 2008. Gilman first joined the Canucks as Director, Hockey Administration on May 5, 2008 after 13 years with the Phoenix Coyotes/Winnipeg Jets organization. In his role as Vice President, Hockey Operations & Assistant General Manager, Gilman is the chief negotiator of all player contracts and the head of amateur scouting. Gilman oversees the development and implementation of the Hockey Operations budget including player contract negotiation, player transactions and salary arbitration. Gilman is also responsible for the administration and application of the NHL Collective Bargaining Agreement and the development of the club's strategic salary cap plan.

Prior to joining the Canucks, Gilman worked with the Coyotes/Jets organization most recently serving as the club's Senior Vice President & Assistant General Manager for five seasons from 2002 to 2007. Gilman also served as General Manager of the San Antonio Rampage, the Coyotes primary developmental affiliate in the American Hockey League (AHL). In this capacity, he oversaw the hockey operations of the Rampage franchise, developed and implemented the Coyotes hockey operations department budget, negotiated player contracts, salary arbitration, player transactions, and scouting as well as the administration and application of the NHL's Collective Bargaining Agreement.

Gilman spent three seasons as the Coyotes Director of Hockey Operations prior to being named Assistant General Manager. Before that, he served four seasons with the club in various capacities including Director of Hockey Administration and Legal Counsel.

Gilman graduated from the University of Winnipeg in 1991 then attended the University of North Dakota School of Law. He received his Juris Doctorate in 1994 and was admitted to the State Bar of Minnesota in 1995.

STAN SMYL

SENIOR ADVISOR TO THE GENERAL MANAGER

Born: January 28, 1958

Birthplace: Glendon, AB

Residence: West Vancouver, BC

Family: Wife, Jennifer; Son, Spencer; Daughters, Julian and Natalie

Smyl has spent his entire professional hockey career with the Canucks organization and now serves as Senior Advisor to the General Manager. In his role, Smyl works closely with General Manager, Michael D. Gillis, on a number of initiatives in the Hockey Operations Department, while continuing his responsibilities for scouting and evaluating the collegiate game in North America. Smyl began his career with the Canucks as a player, then coach and most recently worked in a Player Development capacity.

Smyl retired as a player on July 3, 1991, and was hired as a Canucks Assistant Coach on the same day. He served in the assistant capacity until June 18, 1999, when he was named Head Coach of Vancouver's top affiliate, the Syracuse Crunch (AHL). The 2000.01 season saw Smyl and the Canucks minor league team move to Kansas City (IHL), then to Manitoba (AHL) where Smyl was Head Coach for four seasons.

Often described as the "heart and soul" of the Canucks during his playing career, Smyl turned skeptics into believers by establishing team records for games played (896), goals (262), assists (411) and points (673). This combined with a feisty, hard-nosed style of play saw him lead Vancouver in goals (31), assists (47), points (78) and penalty minutes (204) in the 1979.80 season.

Three times named Canucks MVP, Smyl served the longest term as team captain (1982-90) in franchise history. He received the highest honour awarded by a club on Nov. 3, 1991 when the Canucks retired his No. 12 jersey, raising it to the rafters in the Canucks former home, the Pacific Coliseum.



STAN SMYL

ERIC CRAWFORD

DIRECTOR, PLAYER PERSONNEL

Born: April 16, 1973

Birthplace: Belleville, ON

Residence: Belleville, ON

Family: Wife, Kim; Daughters, Grace and Ruby; Son, Charlie

Eric Crawford enters his 15th season with the Vancouver Canucks and fourth as Director, Player Personnel. Crawford is responsible for the management of the Canucks professional and amateur scouting staffs.

Prior to his current role, Crawford served two years as a Canucks Pro Scout, two years as Director of Professional Scouting, three years as the Canucks Assistant Coach, Video and three years as an Assistant Coach with Vancouver's AHL affiliate.

Crawford graduated from St. Thomas University with a Bachelor of Arts in 1996 and Bachelor of Education in 1997. During his time at university, Crawford was named a four-time CIS Academic All-Canadian Athlete.



ERIC CRAWFORD



JONATHAN WALL

JONATHAN WALL DIRECTOR OF HOCKEY ADMINISTRATION

Born: October 13, 1974

Birthplace: Vancouver, BC

Residence: Vancouver, BC

Family: Wife, Sarah; Son, Jack; Daughter, Aliya

As the Director of Hockey Administration, Jonathan Wall works with assistant general managers, player development and amateur and professional scouts on a variety of hockey operations tasks including salary cap analysis and planning, contract analysis, immigration, entry draft, free agency, college scouting, training and development camps as well as any special projects as directed by the general manager.

Wall began his tenure with Canucks Sports & Entertainment in 1998 as the Scouting Information Coordinator. Previously, Wall worked as the Equipment Manager for the Vancouver Voodoo roller hockey team in 1996.

Prior to his professional career, Wall worked with the University of British Columbia's Varsity Hockey Team as the Team Manager while he completed his degree in Sports Management.



DR. MIKE WILKINSON

DR. MIKE WILKINSON TEAM PHYSICIAN & DIRECTOR, HUMAN PERFORMANCE

Born: October 11, 1963

Birthplace: Johannesburg, South Africa

Residence: Vancouver, BC

Doctor Mike Wilkinson, MBBCh, MBA, Dip Sports Med., has worked in the field of sports and performance medicine for over 25 years. He joined the Canucks medical staff in the 2000-01 season and serves as the Team Physician & Director, Human Performance. Mike is also an Assistant Clinical Professor at the University of British Columbia (UBC) and Chief Medical Officer and Team Physician for Rowing Canada.

Mike recently served as Director, Medical Services at the 2010 Winter Olympic Games in Vancouver and was a core physician for the Canadian Olympic teams for 2004, 2008 and 2012. In 2007, he worked as Chief Medical Officer for the Canadian Olympic Committee at the Pan-American Games in Rio de Janeiro.

Prior to joining the Canucks, Mike practiced sports and exercise medicine at the Allan McGavin Sports Medicine Centre at UBC as an Assistant Clinical Professor. Throughout his professional career Mike has established and managed injury assessment and rehabilitation programs including work with Workers Compensation Board (WCB), Back in Motion and independent consultancies.

Mike works in an advisory role with the International Olympic Committee medical commission and SOCHI 2014 organizing committee. He is a member of the Own The Podium Board of Directors, the international rowing (FISA), and Bobsleigh (FIBT) federations sports medicine commissions, the National Sports medicine and Science Advisory Committee (NSSMAC) and the Canadian Academy of Sport and Exercise Medicine (CASEM) team physicians committee.

Mike graduated from the University of the Witwatersrand, Johannesburg, South Africa. He holds a Diploma in Sports Medicine, an MBA from Queen's University and is certified in aviation, diving and hyperbaric medicine.

PLAYER DEVELOPMENT



DAVE BABYCH
Defence Consultant, Player Development



DAN CLOUTIER
Goaltending Consultant, Player Development



BRYAN MARSHALL
Strength & Conditioning Coach – Prospects

JOHN TORTORELLA

HEAD COACH

Born: June 24, 1958**Birthplace:** Boston, MA**Residence:** Point Roberts, WA**Family:** Wife, Chris; Daughter, Brittany; Son, Dominick

John Tortorella became the 17th Head Coach in Vancouver Canucks history on June 25, 2013. His previous NHL appointments include head coaching roles with the New York Rangers from 2008 to 2013 and the Tampa Bay Lightning from 2000 to 2008, where he won a Stanley Cup Championship in 2004.

Tortorella ranks first among U.S. born coaches in all-time NHL wins with 410 career victories. He was the 30th coach in NHL history to reach 800 games and 40th all-time to record 300 wins. In 854 career regular season games, Tortorella has produced a .541 win percentage and a record of 410-340-37-67.

During his tenure with New York, Tortorella totaled 171 wins ranking fourth all-time in Rangers coaching history and fifth all-time in games coached (319). Tortorella led New York to four postseason campaigns in a five-year span including a six-game Eastern Conference Final series in 2012. The 2011-12 regular season also produced the second most wins and points all-time for the Rangers in a single season (51 wins and 109 points) with Tortorella behind the bench.

Tortorella began his NHL Head Coaching career with the Tampa Bay Lightning and in six full seasons with the club built a 239-222-36-38 record through 535 games. The club's 2003-04 season produced a franchise record 46 wins, 106 points and a historic postseason campaign, culminating in Tampa Bay's first Stanley Cup Championship. Tortorella was presented with the NHL's Jack Adams Award following the 2003-04 season.

Prior to joining Tampa Bay, Tortorella served as an Assistant Coach with the Rangers, and in the final four games of the season as Head Coach during the 1999-00 season. From 1997 to 1999 Tortorella was an Assistant Coach with the Phoenix Coyotes. Tortorella worked for eight seasons with the Buffalo Sabres organization, spending his first six seasons as Assistant Coach with the Sabres and final two seasons as Head Coach of their AHL affiliate, the Rochester Americans. He guided Rochester to a Calder Cup Championship in 1996, his first season with the club.

Tortorella's coaching career spans 25 years beginning in 1986-87 with the Virginia Lancers of the Atlantic Coast Hockey League, where he led the club to a league championship. As General Manager and Head Coach of the Lancers, Tortorella was named Coach of the Year in back-to-back seasons.

Internationally, Tortorella served as an Assistant Coach with Team USA, helping guide the team to a silver medal at the 2010 Winter Olympic Games. In 2008, Tortorella served as Head Coach of Team USA at the World Championships following an earlier role as Assistant Coach at the 2005 World Championships.

As a player, Tortorella was a member of the Salem State College team before transferring to the University of Maine, where he spent three seasons. During the 1981-82 season, Tortorella played for Kristianstads IK in Sweden before returning to play in the ACHL with the Hampton Roads Gulls, Erie Golden Blades and Virginia Lancers.

Actively involved in the community, Tortorella and his family focus their resources on amateur hockey, education and medical research through The John and Christine Tortorella Family Foundation. Animal rescue and fundraising for local shelters is a passion for the Tortorella family.



JOHN TORTORELLA

JOHN TORTORELLA'S HEAD COACHING RECORD

SEASON	TEAM	LEAGUE	GC	W	L	T	OT	PCT
1986-87	Trois Rivières Draveurs	QMJHL	70	28	40	2	0	.414
1986-87	Virginia	ACHL	58	36	19	3	0	.647
1987-88	Virginia	ACHL	43	37	5	0	1	.872
1995-96	Rochester	AHL	80	37	34	5	4	.519
1996-97	Rochester	AHL	80	40	30	9	1	.563
1999-00	NY Rangers	NHL	4	0	3	1	0	.125
2000-01	Tampa Bay	NHL	43	12	27	1	3	.326
2001-02	Tampa Bay	NHL	82	27	40	11	4	.421
2002-03	Tampa Bay	NHL	82	36	25	16	5	.567
2003-04	Tampa Bay	NHL	82	46	22	8	6	.646
2005-06	Tampa Bay	NHL	82	43	33	—	6	.561
2006-07	Tampa Bay	NHL	82	44	33	—	5	.567
2007-08	Tampa Bay	NHL	82	31	42	—	9	.433
2008-09	NY Rangers	NHL	21	12	7	—	2	.619
2009-10	NY Rangers	NHL	82	38	33	—	11	.530
2010-11	NY Rangers	NHL	82	44	33	—	5	.567
2011-12	NY Rangers	NHL	82	51	24	—	7	.665
2012-13	NY Rangers	NHL	48	26	18	—	4	.583
NHL TOTALS			854	410	340	37	67	.541



MIKE SULLIVAN

MIKE SULLIVAN

ASSISTANT COACH

Born: February 27, 1968

Birthplace: Marshfield, MA

Residence: North Vancouver, BC

Family: Wife, Kate; Son, Matthew; Daughters, Kaitlin and Kiley

Mike Sullivan was named Assistant Coach on July 23, 2013. He joins Vancouver having spent the previous four seasons with the New York Rangers. Sullivan was also an Assistant Coach in Tampa Bay where he worked with Tortorella during the 2007-08 season.

From 2003-04 to 2005-06 Sullivan was Head Coach of the Boston Bruins and produced a record of 70-56-15-23 through 164 regular season games. Sullivan began his coaching career one season prior to his appointment as Head Coach of the Bruins with the club's AHL affiliate Providence Bruins. During the 2002-03 season Sullivan served as Providence's Head Coach for 71 games before joining Boston as an Assistant Coach.

Internationally, Sullivan served as Head Coach for the U.S. Men's team at the 2007 World Championships in Russia. He also served as Assistant Coach at the 2006 Winter Olympic Games in Torino, Italy.

As a player, Sullivan logged 709 career NHL games over 11 seasons with San Jose, Calgary, Boston and Phoenix, recording 136 points (54-82-136) and 203 penalty minutes. Originally selected by the New York Rangers 69th overall in 1987 NHL Entry Draft, Sullivan's NHL career began in the 1991-92 season with San Jose. Sullivan also played 141 career games with Boston University over four seasons recording 61 goals and 138 points.



GLEN GULUTZAN

GLEN GULUTZAN

ASSISTANT COACH

Born: August 12, 1971

Birthplace: Pas, MB

Residence: White Rock, BC

Family: Wife, Nicole; Son, Landen; Daughters, Emma, Brielle, Grace

Glen Gulutzan was named Assistant Coach on July 23, 2013. Gulutzan joins the club after serving two seasons as Head Coach of the Dallas Stars where he built a record of 64-57-9 through 130 games.

Gulutzan was Head Coach of Dallas' AHL affiliate Texas Stars for two seasons before his Head Coaching appointment with the NHL club. In his first season with Texas, Gulutzan guided the club to a berth in the AHL Calder Cup Finals.

Before joining the Stars organization, Gulutzan served as General Manager and Head Coach of the ECHL's Las Vegas Wranglers from 2003 to 2009. He compiled a record of 254-124-55 and collected 100-plus points in three consecutive seasons from 2005 to 2008; a first for any team in the 21-year history of the ECHL. Gulutzan took the Wranglers to the Kelly Cup Finals in 2008 and to the Conference Finals in 2009. In 2005-06, Gulutzan was recognized as the ECHL Coach of the Year. He led Las Vegas to the playoffs in five of six seasons, including their expansion season (2003-04) when the team finished 43-22-7 with 93 points. The three-time ECHL All-Star Game coach led the Wranglers to the division title in back-to-back seasons in 2006-07 and 2007-08.

Gulutzan played professionally in Finland and Sweden before joining the Fresno Falcons of the West Coast Hockey League in 1996-97 and setting a team record with 80 assists and 110 points in 60 games. He spent six seasons with Fresno, including the last four as player/assistant coach from 1999-2003.

Gulutzan holds a Bachelor's degree in Education from the University of Saskatchewan. He graduated with a major in Kinesiology and minor in Mathematics.

DARRYL WILLIAMS

ASSISTANT COACH, VIDEO

Born: February 29, 1968

Birthplace: Labrador City, NF

Residence: Vancouver, BC

Family: Wife, Nancy; Son, Ben; Daughter, Sophia

Darryl Williams enters his sixth season with the Canucks after being named Assistant Coach, Video on August 12, 2008. Williams joined the Canucks from the St. John's Fog Devils of the QMJHL, where he worked the previous three seasons as Associate Coach, Video Coordinator and Strength & Conditioning Coach. Prior to joining St. John's, Williams served in a number of coaching capacities, including Head Coaching duties with the Kansas City Outlaws of the United Hockey League and Assistant Coach of the Cincinnati Mighty Ducks of the AHL.

The Labrador City, Newfoundland, native played 11 seasons in the AHL and International Hockey League, highlighted by a two-game call up to the NHL with the Los Angeles Kings in the 1992-93 season. With his appointment, Williams became the first Newfoundland native to serve in an NHL coaching position in League history.



DARRYL WILLIAMS

ROLAND MELANSON

GOALTENDING COACH

Born: June 28, 1960

Birthplace: Moncton, NB

Residence: Vancouver, BC

Family: Sons, Mathieu & Benoit

Roland Melanson was named Goaltending Coach on June 22, 2010. Melanson joined the Canucks after working as an Assistant Coach with the Montreal Canadiens from 1997-2009. Prior to this tenure with the Canadiens, Melanson was an Assistant Coach and Goaltending Coach for the QMJHL Moncton Wildcats from 1995 to 1997, following a two-year association with the St. John Flames of the American Hockey League as goaltending consultant (1993 to 1995).

The first goaltender born in New Brunswick to play in the NHL, Melanson logged 12 seasons in the League with the New York Islanders, Minnesota North Stars, New York Rangers, Los Angeles Kings, New Jersey Devils and Montreal Canadiens. Melanson's impressive career is highlighted by three Stanley Cup championships (1981, 1982 and 1983), the William M. Jennings Trophy and an NHL Second All-Star Team selection both in the 1982-83 season. Melanson posted a career record of 129-106-33 and six shutouts in the NHL.



ROLAND MELANSON



ROGER TAKAHASHI

ROGER TAKAHASHI

STRENGTH & CONDITIONING COACH

Born: September 14, 1967

Birthplace: Kamloops, BC


Residence: Langley, BC

Family: Wife, Cara; Sons, Sami, Max, Calvin & Henry

Roger Takahashi enters his 11th season as the Canucks Strength and Conditioning Coach after joining the team in May 2003. His responsibilities include specialized hockey conditioning and nutrition programs in-season and off-season, as well as recovery programs for injured players to ensure they return to the Canucks line-up in top physical condition. Takahashi is also responsible for over-seeing the Canucks minor league affiliate, the Utica Comets and the club's young prospects, providing training skills, nutrition education and preparation at the elite NHL level.

Takahashi graduated from the University of Waterloo with a Bachelor of Science in Science and a Bachelor of Science in Honours Kinesiology in 1991. He has written articles and given talks regarding injury prevention as well as sports training and has lectured at the university level at both Simon Fraser University and the University of British Columbia. He is actively involved in the Canucks Centre for BC Hockey programs as well as being the President of the Strength and Conditioning Coaches of the NHL.

Takahashi was born and raised in Kamloops and now resides in Langley with his wife, four sons and their dogs. He is a member of the British Columbia Association of Kinesiologists, the Sports Medicine Council of British Columbia, American Optometric Association Sports Vision Section and the National Strength and Conditioning Association as a Certified Strength and Conditioning Specialist.



GLENN CARNEGIE

GLENN CARNEGIE

SKILL COACH

Born: August 30, 1973

Birthplace: Winnipeg, MB

Residence: Vancouver, BC

Glenn Carnegie enters his fourth season as the Vancouver Canucks Skill Coach. His responsibilities include working on-ice with players and prospects at the NHL and minor league level to continue to develop fundamental hockey skills. Carnegie assists in the conditioning, recovery and nutrition of all players within the organization.

Prior to joining the Canucks, Carnegie worked as Strength and Conditioning Coach with the Manitoba Moose (formerly of the American Hockey League), where he was responsible for hockey specific training, off-season conditioning and on-ice sessions with injured players.

Carnegie grew up playing hockey in the AA, AAA and junior system in Manitoba and played professionally in Germany. He received his degree in Exercise and Sport Science from the University of Manitoba and is a Certified Strength and Conditioning Coach through the National Strength and Conditioning Association. He also volunteers and sits on the board of the Believe in the Goal foundation, which raises money for cancer research.

RON DELORME

CHIEF AMATEUR SCOUT

Born: September 3, 1955

Birthplace: North Battleford, SK

Residence: Vancouver, BC

Family: Wife, Joan; Son, Blair; Daughter, Leah

Ron Delorme is one of the longest serving members of the Vancouver Canucks. With over 20 years of scouting experience and 210 games played at right wing, Delorme has been a member of the Canucks in some capacity since 1981. Delorme coordinates Vancouver's amateur scouting staff and assembles the Canucks draft selection list. He was named Chief Amateur Scout in August 2000.

Delorme was originally drafted by Denver in the 1975 WHA Amateur Draft. His rights were then transferred to the Colorado Rockies in July 1976, after the franchise relocated to the NHL. He played in 314 games for the Rockies from 1976.77 to 1980.81 before he was claimed by Vancouver in the NHL waiver draft in October 1981. Delorme played a large role in the Canucks run to the Stanley Cup Final in 1982 and is probably best remembered by Vancouver fans for his inspirational fight versus Chicago's Grant Mulvey in the Campbell Conference Final.

Delorme played four seasons for the Canucks from 1981.82 to 1984.85, recording 37 points (17-20-37) and 383 penalty minutes in 210 games before a knee injury forced his retirement in 1985. In 524 career NHL games, Delorme recorded 166 points (83-83-166) and 667 penalty minutes.



RON DELORME

THOMAS GRADIN

ASSOCIATE CHIEF AMATEUR SCOUT

Born: February 18, 1956

Birthplace: Solleftea, Sweden

Residence: Vancouver, BC

Family: Wife, Cathie; Son, Adam; Daughters, Linda & Therese

Thomas Gradin was named Associate Chief Amateur Scout after serving 15 years in a scouting capacity with the Canucks. Gradin began scouting for Vancouver as a part-time amateur scout during the 1990.91 season.

Gradin played eight seasons with Vancouver from 1978.79 to 1985.86 and recorded 593 points (209-384-593) in 677 career NHL games.

His final NHL season was spent with the Boston Bruins before Gradin returned to the Swedish Elite League, to play with AIK of Stockholm.

Gradin's playing career with the Canucks was highlighted by a number of achievements. One of the club's first European-born players, Gradin led the Canucks in scoring during the 1980.81 and 1981.82 seasons, was named an NHL All-Star in 1985 and most notably recorded 19 points (9-10-19) in 17 playoff games during Vancouver's Stanley Cup Final run in 1982. In 613 games as a member of the Canucks, Gradin scored 550 points (197-353-550) and ranks sixth on Vancouver's all-time scoring list entering the 2012.13 season. Gradin was originally drafted by the Chicago Blackhawks 45th overall in the 1976 NHL Amateur Draft.



THOMAS GRADIN




LUCIEN DEBLOIS
Professional Scout



LARS LINDGREN
Professional Scout



BRETT HENNING
Professional Scout



JONATHAN BATES
Professional Scout

PLAYER SCOUTING



NEIL KOMADOSKI
Professional Scout



BRIAN CHAPMAN
Amateur Scout



SERGEI CHIBISOV
Amateur Scout



INGE HAMMARSTROM
Amateur Scout



TED HAMPSON
Amateur Scout



TIM LENARDON
Amateur Scout



DAN PALANGO
Amateur Scout



WYATT SMITH
Amateur Scout



HAROLD SNEPSTS
Amateur Scout



DARRELL YOUNG
Amateur Scout



MIKE BROWN
Scouting Coordinator

PHOTO NOT AVAILABLE

JUDD BRACKETT Amateur Scout
KEN COOK Amateur Scout
CHRIS MACDONALD Amateur Scout



PAT O'NEILL

EQUIPMENT MANAGER

Pat O'Neill joined the Vancouver Canucks in 1988 and enters his 26th season with the hockey club. Prior to joining the Canucks, O'Neill spent eight seasons as Equipment Manager with the Winnipeg Jets. At the international level, O'Neill has worked with Team Canada several times, most recently at the 2010 Winter Olympic Games in Vancouver, where he helped Canada win gold. O'Neill also worked for Team Canada at the 2004 and 1990 World Championships in addition to the 1996 World Cup. O'Neill has worked in two NHL All-Star Games; 1988 and 1992. On February 14, 2008, O'Neill celebrated a significant career milestone, working his 2,000th NHL game at home versus the Minnesota Wild. O'Neill became the first recipient of the Larry Ashley Award on July 4, 1996, which honours the trainer or equipment manager who best exemplifies the character and commitment to excellence exemplified by Ashley throughout his career. O'Neill is an Executive Board Member of the Society of Professional Hockey Equipment Managers (SPHEM). He has two daughters: Brooklyn (15) and Faith (13).



PAT O'NEILL

JAMIE HENDRICKS

ASSISTANT EQUIPMENT MANAGER

Jamie Hendricks enters his 15th season with the Vancouver Canucks. Initially working as a Dressing Room Attendant, Hendricks was promoted to Equipment Assistant in 2001 and in 2005 moved to his current role as Assistant Equipment Manager. Hendricks experienced the game from the unique perspective of a player when at a Canucks SuperSkills competition, held before a sold out crowd, he played in goal opposite Alex Auld. Hendricks is currently a member of SPHEM.



JAMIE HENDRICKS

BRIAN HAMILTON

EQUIPMENT ASSISTANT


Brian "Red" Hamilton has been a member of the Vancouver Canucks training staff for over 10 years and enters his ninth season as Equipment Assistant.

Prior to joining the Canucks, Red worked 13 seasons with the BC Lions of the Canadian Football League from 1989 to 2001. His tenure with the Lions included two Grey Cup Championships in 1994 and 2000. A member of SPHEM, Red lives in Langley, BC, with his wife Corine and daughter Ashley.



BRIAN HAMILTON

TRAINING & MEDICAL STAFF



MIKE BURNSTEIN HEAD ATHLETIC TRAINER

Mike Burnstein enters his 19th year as Head Athletic Trainer with the Vancouver Canucks. Burnstein reached a significant milestone last season, celebrating his 1500th NHL game worked on March 18, 2013. Prior to joining the Canucks, Burnstein was Head Athletic Trainer for two seasons with Vancouver's AHL affiliates (Hamilton Canucks & Syracuse Crunch). Burnstein entered the field of Athletic Therapy as a youth, gaining experience working with the OHL's Hamilton Steelhawks and assisting at the 1987 and 1991 Canada Cups. Burnstein has worked with Team Canada on several occasions, most recently at the 2010 Winter Olympic Games in Vancouver where he helped Canada win gold. Burnstein has also worked for Team Canada at the 2005, 1999 and 1998 World Hockey Championships. A graduate of Sheridan College, Burnstein is an Executive Board Member of the Professional Hockey Athletic Trainers Society, a certified member of the National Athletic Therapist Association and member of the Canadian Athletic Therapy Association. Mike lives in White Rock, BC, with his wife Nicole and children, Abbey and Lukas.



JON SANDERSON ASSISTANT ATHLETIC TRAINER


Jon Sanderson enters his 14th year with the Vancouver Canucks Medical Staff. His previous experience includes working for the BC Lions of the Canadian Football League. In 2006, Sanderson was a member of the Team Canada medical staff at the Winter Olympic Games in Torino, Italy. Sanderson graduated from Sheridan College in Oakville, Ontario, and the West Coast College of Massage Therapy in Vancouver. He is a certified member of the National Athletic Trainers Association, the Canadian Athletic Therapy Association, Professional Hockey Athletic Trainers Society and a Registered Massage Therapist. Sanderson lives in Port Coquitlam, BC, with his wife Catherine, daughter Kate, son Cooper and dog Jessie.



DAVE ZARN ASSISTANT ATHLETIC TRAINER

Dave Zarn begins his fifth year with the Vancouver Canucks Medical Staff after three seasons as Head Athletic Therapist and Strength and Conditioning Coach with the Victoria Salmon Kings formerly of the East Coast Hockey League. Zarn worked in the same capacity with the Okanagan Hockey School/Hockey Academy for three years prior to joining the Salmon Kings. A University of Manitoba graduate, Zarn is a certified member of the Canadian Athletic Therapy Association with Corrective Exercise Specialist training from the National Academy of Sports Medicine. Zarn lives in Vancouver, BC, with his wife Jaime and daughters Jayana and Brinley.

MEDICAL STAFF



CANUCKS FOR KIDS FUND

ABOUT

The Canucks for Kids Fund dedicates resources to assist charities who support children's health and wellness, foster the development of grassroots hockey, and facilitate and encourage education in British Columbia.

Thanks to the generosity of fans, donors, players, employees and sponsor partners, the Canucks for Kids Fund (CFKF) has granted more than \$43 million to charities in British Columbia over the last 28 years.

The core beneficiaries – Canucks Autism Network (CAN), Canuck Place Children's Hospice and BC Children's Hospital Foundation – are providing vital resources and life-saving care to families all across this province.

In a few short years, CAN has become a leading organization that enhances the quality of life for families living with autism. Their mission is to provide year round, innovative and high quality sports, recreational, social and vocational programs for individuals and families living with autism. Additionally, CAN strives to build awareness and capacity through community networks across British Columbia.

Canuck Place Children's Hospice and the Canucks for Kids Fund have shared a significant bond over the history of the two organizations. Since opening its doors in 1995, the Canucks for Kids Fund has granted Canuck Place more than \$28 million. Canuck Place offers focused pediatric care for children with life-limiting conditions, as well as facilitated support for their families.

The relationship with BC Children's Hospital goes back to the formative years of the Canucks for Kids Fund. BC Children's Hospital treats the province's sickest and most seriously injured children, combining to help more than 200,000 patients a year. As BC's major treatment, teaching and research facility for child health, the importance of the hospital can be felt province-wide.

Board of Directors: Paolo Aquilini, President; Victor de Bonis, Vice President; Jamie Pitblado; Pamela Keith; Senator Larry Campbell; Dr. Paula Gordon; Johanna Sedin; Alex Mitchell, Executive Director.

For more information on the Canucks for Kids Fund, please visit our website at canucks.com/cfkf.

GRANT RECIPIENTS

The Canucks for Kids Fund proudly supplied grants to the following recipients in the areas of health and wellness, grassroots hockey and education: Canucks Autism Network, Canuck Place Children's Hospice and BC Children's Hospital. Additional grant recipients include Boys & Girls Club of South Coast BC, Boys Club Network, Britannia Hockey Academy, Canucks Family Education Centre, Fin's Friends Character Education Program, Family Services of Greater Vancouver, Hope Air, KidSafe Project Society, PALS Autism School, Power PLAY Health & Fitness Program, Rare Disease Foundation, and YWCA Metro Vancouver.





EDUCATION

The Canucks for Kids Fund supports a variety of educational initiatives and programs and is dedicated to encouraging education in British Columbia. The Canucks have developed and implemented three in-school programs, which serve children of all ages across the province. Fin's Friends Character Education Program teaches the basic elements of character education and social responsibility to 85,000 primary students. In its third year, 'Power PLAY. Fitness. Nutrition. Fun.' emphasizes healthy eating and active living to more than 21,000 intermediate students; each year the first 40 schools to register for the program receive a free set of floor hockey equipment. The Business of Hockey is a comprehensive senior secondary school business course for students interested in pursuing a career in sports. This program educates students on the business behind hockey and professional sports and develops the necessary skills to have a successful career. The Canucks are also proud to support the Canucks Family Education Centre, and for the past 11 years the Centre has been positively impacting low literacy levels on Vancouver's east side by providing a coordinated, comprehensive, integrated services approach to family literacy and lifelong learning. The Canucks are also very active in the annual Raise A Reader Day, which raises funds and awareness for literacy programs around the province.

CANUCKS CENTRE FOR BC HOCKEY



Supported by the Canucks for Kids Fund and in partnership with BC Hockey, the Canucks Centre for BC Hockey is a direct link to over 60,000 minor hockey players throughout BC. The Centre is committed to creating opportunities for grassroots hockey players of all ages, levels and backgrounds by assisting in the development and recognition of female hockey, minor hockey initiation and the skill improvement of players and coaches. Each year, the Centre programs give minor hockey players, coaches and parents the opportunity to visit Rogers Arena and benefit from interaction with the Canucks players, coaching staff and adminis-

trators. Programs include Mini Minor Hockey, Every Kid's Dream, Minor Hockey Weekend, Canucks Female Jamboree and many more.

EVENTS



Dice & Ice Presented by Scotiabank

Dice & Ice, presented by Scotiabank, is the team's signature charitable event in support of the Canucks for Kids Fund. Dice & Ice features a funny money casino, silent and live auctions, and a gourmet three-course meal. Last year, the event raised more than \$540,000 net for the Canucks for Kids Fund.



Canucks For Kids Fund Telethon, Presented By Chevrolet

The Canucks for Kids Fund Telethon, presented by Chevrolet, is an annual radio and television telethon. During the 2012/13 NHL season, the CFKF Telethon raised more than \$545,000 through phone/online donations and fundraising events throughout the year. Wives and significant others of the players play a key role by answering phones on the celebrity panel located on the concourse of Rogers Arena during the game.



CANUCKS KIDS SUPER SKILLS

POWERED BY ROGERS

Canucks SuperSkills

SuperSkills, powered by Rogers, is hosted each year at Rogers Arena and pits players against one another in fun events such as the Hardest Shot, Fastest Skater and more. Canucks players are joined on-ice by minor hockey players, who compete alongside the pros in the same skill categories. Last season, with the support of Canucks fans, SuperSkills raised more than \$228,000 net for the Canucks for Kids Fund and NHLPA Goals & Dreams Fund.

CANUCKS KIDS JAKE MILFORD

CANUCKS CHARITY INVITATIONAL

PRESENTED BY ENDEAVOUR SILVER

Jake Milford Canucks Charity Invitational, Presented by Endeavour Silver

The Canucks roster players and members of the Canucks Alumni participate in this charity golf tournament benefiting both the BC Hockey Benevolent Association (BCHBA) and the Canucks for Kids Fund. Celebrating its 30th anniversary this year, the "Jake" is proudly presented in Jake Milford's memory. In September 2012, the tournament raised more than \$180,000 net.

OTHER CANUCKS COMMUNITY PROGRAMS

The Vancouver Canucks and the Canucks for Kids Fund run a number of other community initiatives throughout the season, such as the Donations in Kind program and Tickets for Kids. These programs aim to provide children, who may not otherwise have a chance, the opportunity to attend games and to support the fundraising efforts of various charities across the province. The organization has also partnered with many significant charitable and developmental initiatives including work with mindcheck.ca and launching the Canucks Hockey School, supported by Okanagan Hockey School.

Canucks for Kids Fund 50/50

With the generosity of our loyal fans and dedicated team of volunteers, the Canucks for Kids Fund 50/50 program is one of the most successful in the NHL. In 2012/13, the Canucks 50/50 program raised more than \$570,000 net. During the 2011/12 season, the introduction of a new electronic system allowed for even greater fundraising opportunities as it increased the amount of time guests could purchase 50/50 tickets while attending Canucks games at Rogers Arena.

For more information about our work in the community, please visit canucks.com/community.



VANCOUVER CANUCKS ALUMNI



ABOUT

Despite the fact that the Vancouver Canucks didn't enter the NHL until 1970, the Alumni group was conceived in 1952 by the Canucks of the Western Hockey League. The alumni began with Hall of Famers Babe Pratt and Cyclone Taylor, who organized a benefit game for a local amateur player whose wife had become seriously ill. This eventually grew into the BC Hockey Benevolent Association (BCHBA) – a registered non-profit society – designed to assist former players and their families who had fallen on hard times. Since that time, the scope of the BCHBA has broadened and over the last five decades, the group has expanded and has raised over \$2 million for charity.

THE ALUMNI AND THE COMMUNITY

Canucks Alumni BCHL Scholarships

For nearly a decade, Orland Kurtenbach, the Canucks original captain, headed up an Alumni committee to provide scholarship opportunities (four per year at \$3,000) for hockey playing youngsters from the BC Junior League to attend the University of British Columbia. Kurtenbach coached several years in the BCHL with Richmond and Chilliwack. Former Canuck Gerry O'Flaherty currently leads the scholarship program, which has awarded over 30 graduates of the BCHL Canucks Alumni Scholarships.

Larry Ashley Scholarship

The Canucks Alumni initiated the Larry Ashley Scholarship over 10 years ago. Ashley was a longtime athletic trainer of the NHL Canucks and passed away from cancer in 1995. Widely recognized as a leader in his field, Ashley's name now lives on via the Larry Ashley Scholarship Program. It provides scholarship funds of \$2,500 per year to academically qualified BC students pursuing post-secondary studies in the fields of sports medicine and/or athletic training.

PCHA Scholarships

The Vancouver Canucks Alumni offer a number of scholarships each season to deserving students and minor hockey players in recognition of academic achievement and commitment to school and community service. Canucks scholarships include: the Stan Smyl Scholarship, Orland Kurtenbach Scholarship, Pat Quinn Scholarship, Dennis Kearns Scholarship, Vancouver Canucks Alumni Association Scholarship and the Vancouver Canucks Community Service Bursary.

PLAYING AGAINST VANCOUVER CANUCKS ALUMNI HEROES

Each year the Canucks Alumni team travels throughout British Columbia to participate in charity games with fans from all over the province. The Alumni have travelled to a number of BC cities, including Kitimat, Smithers, Port Hardy, Rossland, Williams Lake, Comox, Victoria and Merritt, to name a few. Pies-in-the-face, buckets of water thrown on the opposition bench and a Superman sighting are all part of the Alumni's road games. In exchange for their performances, the BC Hockey Benevolent Society receives expense money for travel or accommodation (if applicable) plus a modest stipend which goes directly into the scholarship maintenance program. Any funds remaining are left in the community in which the game is played and go to minor hockey or other local causes. For more information on bringing the Alumni to your town visit canucks.com/community or call the Canucks Centre for BC Hockey at 604.899.7770.

WHAT ARE THE CANUCKS ALUMNI TODAY?

The Canucks Alumni are a group of over 100 hockey people living mostly in the Lower Mainland. Membership is also extended to alumni living out of the area and the province. The group is unique in that all former pros are welcome, not just former Canucks. Canucks Alumni

include Bill Ranford, Mark Lofthouse and Gary Nylund as card-carrying members, even though they did not play for Vancouver. The Alumni have the luxury of being able to ice not just one but two teams at any given time. This, in part, is a tribute to the city of Vancouver being such a desirable place to live and play.

ALUMNI PRESIDENT

Gerry "Driller" Sillers was born and raised in Saskatoon where he played junior for the Blades with his longtime buddy Bobby Schmautz. He moved west to attend Simon Fraser University and turned pro with the Western League Canucks in 1968-69. He played four seasons with their AHL affiliate, the Rochester Americans, a team for which Don Cherry both played and coached. He also played briefly with Portland of the WHL. Following his playing career, he became an enthusiastic member of the Canucks alumni organization and in 1989, became its president, a post he still holds.

Canucks Alumni Board:

Gerry Sillers, Bob Murray, Orland Kurtenbach, Mickey McDowell, Bill Ranford, Kirk McLean, Rick Amann, Chris Oddleifson, Dennis Kearns and Dave Cannon.







PLAYERS

#41

ANDREW ALBERTS

(AN-droo AL-buhrts)

CAREER STATS

MOST GOALS IN A GAME 1

EIGHT TIMES – LATEST MAR. 30/12 vs DAL

MOST ASSISTS IN A GAME 2

THREE TIMES – LATEST JAN. 30/10 vs CHI

MOST POINTS IN A GAME 2

THREE TIMES – LATEST JAN. 30/10 vs CHI: 0-2-2

HAT TRICKS 0

GAME-WINNING GOALS 2

LATEST MAR. 30/12 vs DAL

POWER PLAY GOALS 0

SHORTHANDED GOALS 1

MAR. 12/06 at BUF

OVERTIME POINTS 0-0-0

SHOOTOUT RECORD 0/0

0 GDG

PENALTY SHOT RECORD 0/0



REGULAR SEASON

PLAYOFFS

ALBERTS vs NHL

SEASON	CLUB	LEA	GP	G	A	PTS	PIM	GP	G	A	PTS	PIM
1999.00	Waterloo	USHL	49	2	2	4	55	4	0	0	0	12
2000.01	Waterloo	USHL	54	4	10	14	128	–	–	–	–	–
2001.02	Boston	NCAA	38	2	10	12	52	–	–	–	–	–
2002.03	Boston	NCAA	39	6	16	22	60	–	–	–	–	–
2003.04	Boston	NCAA	42	4	12	16	64	–	–	–	–	–
2004.05	Boston	NCAA	30	4	12	16	67	–	–	–	–	–
	Providence	AHL	8	0	0	0	16	16	1	4	5	40
2005.06	Boston	NHL	73	1	6	7	68	–	–	–	–	–
	Providence	AHL	6	0	1	1	7	–	–	–	–	–
2006.07	Boston	NHL	76	0	10	10	124	–	–	–	–	–
2007.08	Boston	NHL	35	0	2	2	39	2	0	0	0	0
2008.09	Philadelphia	NHL	79	1	12	13	61	6	0	1	1	10
2009.10	Carolina	NHL	62	2	8	10	74	–	–	–	–	–
	Vancouver	NHL	14	1	1	2	13	10	0	1	1	27
2010.11	Vancouver	NHL	42	1	6	7	41	9	0	0	0	6
2011.12	Vancouver	NHL	44	2	1	3	40	–	–	–	–	–
2012.13	Vancouver	NHL	24	0	1	1	32	4	0	0	0	2
VANCOUVER			124	4	9	13	126	23	0	1	1	35
NHL TOTALS			449	8	47	55	492	31	0	2	2	45

TEAM	GP	G	A	PTS	PIM
Anaheim	10	0	0	0	4
Boston	7	0	1	1	7
Buffalo	26	1	2	3	25
Calgary	14	0	2	2	15
Carolina	14	1	3	4	21
Chicago	10	0	3	3	22
Colorado	17	0	0	0	10
Columbus	11	0	2	2	8
Dallas	9	1	0	1	14
Detroit	10	0	0	0	2
Edmonton	12	1	2	3	20
Florida	18	0	2	2	20
Los Angeles	12	0	1	1	9
Minnesota	15	0	3	3	15
Montreal	26	0	3	3	30
Nashville	8	0	1	1	27
New Jersey	22	0	2	2	46
NY Islanders	23	0	2	2	12
NY Rangers	19	0	2	2	10
Ottawa	27	0	2	2	39
Philadelphia	16	0	1	1	15
Phoenix	9	0	1	1	0
Pittsburgh	16	1	2	3	14
St. Louis	7	0	0	0	6
San Jose	10	2	0	2	8
Tampa Bay	19	0	1	1	14
Toronto	28	1	5	6	50
Vancouver	3	0	0	0	0
Washington	15	0	1	1	17
Winnipeg	16	0	3	3	12

Totals 449 8 47 55 492

NHL FIRSTS

First Game: Oct. 5/05 vs MTL
First Point: Nov. 19/05 vs BUF
First Goal: Mar. 12/06 at BUF

STREAKS

Assists: 4 games Nov. 13-21/08: 4 assists
Points: 4 games Nov. 13-21/08: 0-4-4

ACQUIRED

Acquired by Vancouver from Carolina in exchange for a 2010 third-round Draft selection (Austin Levi), March 3, 2010.

PERSONAL

Andrew and his wife Kelly reside in Minnesota during the off-season...He attended Boston College, where he graduated with a degree in Communications...Has played on Team USA alongside fellow Canuck Ryan Kesler on the international stage...Andrew's uncle, Tom Rothstein, played professional hockey in the IHL and Europe... Andrew's first youth team was the Eden Prairie Eagles and the player he emulated growing up was Chris Pronger...He was a fan of the Minnesota North Stars, including Mike Modano and Bobby Smith...His favourite vacation spot is his cabin in Grand Rapids, MN.

CAREER HIGHLIGHTS

2012.13: Played in 24 games, recording one point (0-1-1) and 32 penalty minutes in his fourth season with the Canucks and eighth in the NHL...Averaged 15:10 ice time per game this season...Collected 39 hits and 31 blocked shots...Had a season high three shots on goal, Mar. 30 at EDM...Recorded a season high four hits at LA, Mar. 23...Collected first point of the season, an assist, against his hometown team the Minnesota Wild, Mar. 10 at MIN...Collected two hits in his first game of the season, Feb. 24 at DET. **2011.12:** Played in 44 games, recording three points (2-1-3) and 40 penalty minutes in his third season with the Canucks and seventh in the NHL...Averaged 14:17 ice time per game...Collected 91 hits and 39 blocked shots...Both of his goals in 2011.12 were game-winning goals...Appeared in his 400th career game, Dec. 19 vs MIN...Collected his first career game-winning goal, Nov. 26 at SJ...Contributed a season high of 19:11 TOI, Nov. 6 at CHI...Recorded six hits, Oct. 18 vs NYR...Appeared in his first game of the season, Oct. 12 at PHI. **2010.11:** Appeared in 42 games, recording seven points (1-6-7) and 41 penalty minutes in his second season with the Canucks and sixth NHL season...Averaged 15:09 ice time per game...Led Canucks defencemen in hits (113)...Missed a total of 33 games to injury...Collected his 400th NHL penalty minute, Nov. 20 vs CHI...Recorded a season high of 21:43 ice time, Oct. 26 vs COL...Collected his first assist of the season, Oct. 22 vs MIN...Notched his first goal of the season, Oct. 17, vs CAR...Appeared in his fourth NHL playoff series, recording an average 12:48 ice time per game and six penalty minutes. **2009.10:** Split the season between Vancouver (1-1-2 in 14 games played) and Carolina (2-8-10 in 62 games played)...Ranked 13th among NHL defencemen with 222 hits...Appeared in his first game and recorded his first point (0-1-1) as a Canuck, Mar. 5 at CHI...Acquired on the NHL trade deadline by Vancouver in exchange for a third round pick in the 2010 NHL Entry Draft...Earned two assists, registered three hits, was +2 and was named third star of the game, Jan. 30 vs CHI...Played his 300th NHL career game and registered six hits, Dec. 23 vs MTL...Matched his career high for most assists and points in a single game with a pair of assists, Dec. 18 at FLA...Recorded assists in consecutive games, Nov. 11-13/10...Registered his first point of the season (0-1-1), Nov. 6. **2008.09:** Played his fourth NHL season and first with Philadelphia after being acquired from Boston on Oct. 13...Established career highs in games played (79), assists (12), points (13) and plus/minus (+6)...Led all Flyers skaters in hits (157) and ranked third on the team in blocked shots (133)...Had a career-high four-game assist and point streak from Nov. 13-21...Was +3 in that four-game span...Made his Flyers debut, one day after being acquired from Boston, Oct. 14 at PIT. **2007.08:** Made his NHL post-season debut, skating in two Stanley Cup Playoff contests for the Bruins. **2006.07:** Established career highs in games (76), assists (10) and points (10)...Led the Bruins in penalty minutes with 124...Had points in consecutive games on two occasions: Nov. 28-30 (0-2-2) and Dec. 23-26 (0-2-2)...Missed six games due to shoulder and hamstring injuries. **2005.06:** Played first full professional season with Boston, earning seven points (1-6-7) and 68 penalty minutes in 73 games with the Bruins...Was fourth on the team in penalty minutes (68)...Had points in consecutive games twice: from Mar. 12-14 (1-1-2) and Mar. 21-24 (0-2-2)...Scored his first NHL goal with a shorthanded effort, beating Martin Biron at 14:56 of the second period, Mar. 12 at BUF...Was a healthy scratch for three NHL games, and missed two games with the flu...Had a six-game stint with Providence (Dec. 1-12), totaling one assist and seven penalty minutes. **2004.05:** Had consecutive games played streak snapped at 120 games after suffering a knee injury...Earned Hockey East First Team All-Conference and First Team East All-American honours...Completed his collegiate career with 16 goals, 50 assists (66 points) and 243 penalty minutes in 149 games...Signed a try-out agreement with Providence (AHL) on Apr. 2 at the conclusion of his college season...Played in eight regular-season games in Providence and added five points (1-4-5) in 16 Calder Cup Playoff games for the Bruins. **2003.04:** Was named First Team East All-American and shared Hockey East's Best Defensive Defenceman award...Was named to the Hockey East All-Conference Second Team. **2002.03:** Earned collegiate career highs in goals (6), assists (16) and points (22), skating in 39 games for the Eagles. **2001.02:** Was second among Boston College defencemen in scoring with 12 points (2-10-12) in 38 games during his freshman season.

INTERNATIONAL

World Championships: 2007, 2006.

NHL MILESTONES

100th NHL Game: Dec. 16/06 at FLA
400th NHL Game: Dec. 19/11 vs MIN

2012.13 GAME BY GAME

Jan. 19	vs ANA	DND		
Jan. 20	vs EDM	DND		
Jan. 23	vs CGY	DND		
Jan. 25	@ ANA	DND		
Jan. 27	@ SJ	DND		
Jan. 28	@ LA	DND		
Jan. 30	vs COL	DND		
Feb. 1	vs CHI	DND		
Feb. 4	@ EDM	DND		
Feb. 7	@ MIN	DND		
Feb. 9	vs CGY	DND		
Feb. 12	vs MIN	DND		
Feb. 15	vs DAL	DND		
Feb. 17	vs STL	DND		
Feb. 19	@ CHI	DND		
Feb. 21	@ DAL	DND		
Feb. 22	@ NSH	DND		
Feb. 24	@ DET	0-0	1/-1	15:09
Feb. 26	vs PHX	0-0	0/-1	16:06
Mar. 2	vs LA	0-0	0/-0	14:54
Mar. 3	@ CGY	0-0	0/1	14:21
Mar. 5	vs SJ	DND		
Mar. 7	@ CBJ	0-0	0/0	13:19
Mar. 10	@ MIN	0-1	2/1	10:52
Mar. 12	@ CBJ	0-0	1/-1	12:17
Mar. 14	vs NSH	0-0	0/1	15:39
Mar. 16	vs DET	0-0	1/-1	15:03
Mar. 18	vs MIN	DND		
Mar. 19	vs STL	DND		
Mar. 21	@ PHX	DND		
Mar. 23	@ LA	0-0	0/0	16:25
Mar. 24	@ COL	0-0	0/1	17:29
Mar. 26	vs CBJ	0-0	1/0	11:29
Mar. 28	vs COL	0-0	1/-1	16:52
Mar. 30	@ EDM	0-0	3/-1	15:36
Apr. 1	@ SJ	DND		
Apr. 4	vs EDM	DND		
Apr. 6	vs CGY	DND		
Apr. 8	vs PHX	0-0	2/0	13:25
Apr. 10	@ CGY	0-0	0/0	12:15
Apr. 13	@ COL	0-0	0/0	13:50
Apr. 15	@ NSH	0-0	0/-1	15:03
Apr. 16	@ STL	0-0	0/0	14:19
Apr. 18	@ DAL	0-0	2/-2	15:38
Apr. 20	vs DET	0-0	0/0	24:12
Apr. 22	vs CHI	0-0	0/-1	13:52
Apr. 25	vs ANA	0-0	0/-1	18:06
Apr. 27	@ EDM	0-0	1/0	18:07

#3

KEVIN BIEKSA

(KEH-vihn BEE-ecks-ah)

CAREER STATS

MOST GOALS IN A GAME 2

APR. 10/10 vs CGY

MOST ASSISTS IN A GAME 3

THREE TIMES – LATEST NOV. 2/10 at EDM

MOST POINTS IN A GAME 3

SIX TIMES – LATEST NOV. 2/10 at EDM 0-3-3

HAT TRICKS 0

GAME-WINNING GOALS 10

LATEST APR. 4/13 vs EDM

POWER PLAY GOALS 18

LATEST APR. 4/13 vs EDM

SHORTHANDED GOALS 0

OVERTIME POINTS 0-5-5

SHOOTOUT RECORD 0/3

0 GDG

PENALTY SHOT RECORD 0/0



REGULAR SEASON

PLAYOFFS

BIEKSA vs NHL

SEASON	CLUB	LEA	GP	G	A	PTS	PIM	GP	G	A	PTS	PIM
2000.01	Bowling Green	NCAA	35	4	9	13	90	–	–	–	–	–
2001.02	Bowling Green	NCAA	40	5	10	15	68	–	–	–	–	–
2002.03	Bowling Green	NCAA	34	8	17	25	92	–	–	–	–	–
2003.04	Bowling Green	NCAA	38	7	15	22	66	–	–	–	–	–
	Manitoba	AHL	4	0	2	2	2	–	–	–	–	–
2004.05	Manitoba	AHL	80	12	27	39	192	14	1	1	2	52
2005.06	Vancouver	NHL	39	0	6	6	77	–	–	–	–	–
	Manitoba	AHL	23	3	17	20	71	13	0	10	10	38
2006.07	Vancouver	NHL	81	12	30	42	134	9	0	0	0	20
2007.08	Vancouver	NHL	34	2	10	12	90	–	–	–	–	–
	Manitoba	AHL	1	0	1	1	2	–	–	–	–	–
2008.09	Vancouver	NHL	72	11	32	43	97	10	0	5	5	14
2009.10	NHL	NHL	55	3	19	22	85	12	3	5	8	14
2010.11	Vancouver	NHL	66	6	16	22	73	25	5	5	10	51
2011.12	Vancouver	NHL	78	8	36	44	94	5	1	0	1	6
2012.13	Vancouver	NHL	36	6	6	12	48	4	1	0	1	8
VANCOUVER/NHL TOTALS			461	48	155	203	698	65	10	15	25	113

TEAM	GP	G	A	PTS	PIM
Anaheim	22	3	8	11	67
Boston	3	0	2	2	2
Buffalo	4	0	2	2	6
Calgary	42	8	14	22	55
Carolina	6	2	0	2	7
Chicago	23	1	1	2	64
Colorado	37	3	10	13	36
Columbus	22	5	8	13	34
Dallas	22	4	6	10	34
Detroit	22	1	11	12	26
Edmonton	45	4	21	25	29
Florida	4	0	2	2	0
Los Angeles	26	2	5	7	18
Minnesota	35	3	12	15	47
Montreal	8	0	3	3	8
Nashville	25	1	9	10	60
New Jersey	5	0	1	1	2
NY Islanders	4	1	1	2	11
NY Rangers	3	0	0	0	29
Ottawa	8	1	0	1	13
Philadelphia	5	0	2	2	24
Phoenix	20	3	11	14	24
Pittsburgh	3	0	0	0	11
St. Louis	23	1	5	6	51
San Jose	22	3	11	14	25
Tampa Bay	4	1	1	2	0
Toronto	8	1	3	4	4
Washington	5	0	3	3	11
Winnipeg	5	0	3	3	0

Totals 461 48 155 203 698

NHL FIRSTS

Game: Dec. 19/05 vs LA
Goal: Oct. 13/06 vs SJ
Assist: Jan. 5/06 at CHI

STREAKS

Assists: 5 games Dec. 21-29/11: 6 assists
Points: 7 games Dec. 21/11-Jan. 2/12: 1-7-8

HONOURS

Babe Pratt Trophy: 2007 AHL All-Rookie Team: 2005
 Fred J. Hume (Canucks Unsung Hero): 2007 AHL-CCHA Honorable Mention: 2004

ACQUIRED

Vancouver's fifth choice, 151st overall in the 2001 NHL Entry Draft.

PERSONAL

Graduated from Bowling Green University with a Bachelor's degree in finance...First donned skates at 18 months on a frozen area of Lake Ontario...Favourite hockey memory is his first NHL game...Kevin grew up a fan of Steve Yzerman and Cam Neely...Hobbies include poker and golf.

CAREER HIGHLIGHTS

2012.13: Appeared in 36 games, collecting 12 points (6-6-12) and 48 penalty minutes...Ranked third in goals amongst Canucks defencemen with six and was +6 on the season...Finished first among Canucks defencemen and fourth on the team in penalty minutes (48)...Averaged 21:56 TOI per game, the third highest average on the team...Finished the season ranked ninth all-time among Canucks defencemen in scoring (48-155-203)...Collected his 200th NHL point with a game-winning, power play goal, Apr. 4 vs EDM...Scored the game-tying goal at the 18:59 mark of the third period and recorded a season high 26:14 time on ice, Feb. 19 at CHI...Scored goals in back-to-back games on two occasions, Feb. 19-21 and Feb. 12-15...Recorded his 150th NHL assist, Feb. 9 vs CGY...Registered a goal, four hits and five blocked shots, Feb. 4 at EDM...Recorded a team-high five shots in the Canucks opening game of the season, Jan. 19 vs ANA...**2011.12:** Recorded 44 points (8-36-44) in 78 games in the 2011.12 season...Ranked tied for 13th among NHL defencemen for most points (8-36-44)...Set a career high for most points (44) and assists in a season (36)...Ranked second on the team with 159 hits and 106 blocked shots...Finished season ranked 10th among Canucks defencemen for career points (190), 10th for games played (425) and fifth for game-winning goals (9)...Collected five assists in four straight games, Mar. 1-8...Notched one game-winning goal and three points (2-1-3) over the course of three consecutive games, Feb. 15-19...Logged a season high 28:40 TOI, Feb. 11 at CGY...Appeared in his 400th career game, Feb. 7 at NSH...Recorded four points (1-3-4) in four straight games, Feb. 7-9...Established a career high seven-game scoring streak, recording eight points (1-7-8) over that span, Dec. 21-Jan. 2...Registered seven points (1-6-7) in six straight games, Nov. 25-Dec. 6...Collected one goal, a game-winner, in five playoff games...**2010.11:** Registered 22 points (6-16-22) in 66 games played in 2010.11...Led the Canucks and ranked second in the League with a plus/minus rating of +32...Second among all Canucks defencemen in average ice time per game (22:28)...Tallied two game-winning goals this season (Dec. 26 and Jan. 5)...Missed 16 games due to a foot injury, Feb. 17 to Mar. 18...Blocked 93 shots, ranking third on the team...Ranked fourth among Canucks defencemen in points (22)...Collected five points (2-3-5) in four consecutive games, Dec. 26-Jan. 2...Recorded four multi-point games from Feb. 17-Mar. 18...Collected his 100th career assist and tied a career high for most assists in a game with 3, Nov. 2 at EDM...Named an Alternate Captain prior to the 2010.11 season...Led all NHL players this postseason with 88 hits...Recorded 10 points (5-5-10) in 25 playoff games...Led the team in ice time per game during the postseason (25:40)...**2009.10:** Finished first among all Canucks defencemen in playoff scoring...Registered eight points (3-5-8) in 12 postseason games...Averaged 21:49 ice time per game in the regular season...Recorded four multi-point games...Missed 27 games due to a leg injury, Dec. 31-Mar. 10...Registered three assists (0-3-3), tying a career high for most assists and points in a game, Oct. 27 vs DET...Tallied three points (0-3-3) in two consecutive games, Dec. 10-12...Recorded three assists in two games, Nov. 12-14...Registered assists (0-2-2) in two straight games, Oct. 5-7...Recorded his first point of the season with a goal, Oct. 1 at CGY...**2008.09:** Recorded five points (0-5-5) in 10 playoff games...Collected 43 points (11-32-43) in 72 games played, logging an average of 23:29 TOI/G...Set career highs for most assists (32) and points (43) in a single season...Led Canucks defencemen in goals (11), assists (32), points (43) and avg TOI (23:29)...Recorded two points in two games, Mar. 31-Apr. 2...Recorded three points (1-2-3) in three consecutive games, Jan. 28-Feb. 3...Tallied five points (2-3-5) in five consecutive games, Dec. 1-9...Went on a three-game point streak, registering four points (1-3-4) that included a game-winning goal, Nov. 4-8...**2007.08:** Scored his first goal since returning from injury, Mar. 6 vs NSH...Missed 47 games due to a leg injury...Scored the game-winner, Oct. 21 vs CBJ...**2006.07:** Made NHL playoff debut, appearing in nine postseason games...Logged 54:27 of ice time to lead all Canucks players and finished a +1, Apr. 11 vs Dallas...Set career highs in goals (12), assists (30), points (42), games played (81) and most points in a game (3 - Oct. 13 vs SJ)...Finished tied for 24th in scoring among NHL defencemen with 42 points...Led Canucks defencemen in points (42) and assists (30) and was second among Canucks skaters in average ice time per game (24:16)...Scored his second goal in as many games, had one assist and was named third star, Feb. 22 at LA...Recorded his first NHL goal, two assists and named second star, Oct. 13 vs SJ...**2005.06:** Tallied eight assists in the North Division Finals...Netted his first AHL goal of the season along with one assist, Apr. 9 at Hamilton...Earned his first multi-point NHL game with two assists, Feb. 6 vs CBJ.

NHL MILESTONES

100th NHL Game: Feb. 22/07 at LA
400th NHL Game: Feb. 7/12 at NSH

100th NHL Assist: Nov. 2/10 at EDM

100th NHL Point: Mar. 24/09 at DAL
200th NHL Point: Apr. 4/13 vs EDM

2012.13 GAME BY GAME

Jan. 19	vs ANA	0-0	5/-1	20:24
Jan. 20	vs EDM	0-0	0/0	24:28
Jan. 23	vs CGY	0-0	1/-1	22:59
Jan. 25	@ ANA	0-0	0/0	19:38
Jan. 27	@ SJ	0-0	2/1	18:28
Jan. 28	@ LA	0-0	2/0	24:21
Jan. 30	vs COL	0-0	2/2	20:50
Feb. 1	vs CHI	0-0	0/-1	25:25
Feb. 4	@ EDM	1-0	5/0	24:45
Feb. 7	@ MIN	0-0	0/1	20:14
Feb. 9	vs CGY	1-1	1/3	23:55
Feb. 12	vs MIN	1-0	2/1	20:18
Feb. 15	vs DAL	0-0	0/1	20:20
Feb. 17	vs STL	0-0	4/0	23:29
Feb. 19	@ CHI	1-0	3/0	26:14
Feb. 21	@ DAL	1-0	2/0	19:33
Feb. 22	@ NSH	0-0	2/0	9:31
Feb. 24	@ DET	INJ		
Feb. 26	vs PHX	INJ		
Mar. 2	vs LA	0-0	2/0	22:58
Mar. 3	@ CGY	INJ		
Mar. 5	vs SJ	INJ		
Mar. 7	@ CBJ	INJ		
Mar. 10	@ MIN	INJ		
Mar. 12	@ CBJ	INJ		
Mar. 14	vs NSH	0-0	0/-1	20:47
Mar. 16	vs DET	0-1	4/-1	20:02
Mar. 18	vs MIN	0-0	2/0	24:01
Mar. 19	vs STL	0-0	0/0	22:22
Mar. 21	@ PHX	0-0	2/1	23:05
Mar. 23	@ LA	0-0	2/0	21:29
Mar. 24	@ COL	0-0	3/0	22:22
Mar. 26	vs CBJ	0-0	2/0	24:26
Mar. 28	vs COL	0-0	2/-1	22:01
Mar. 30	@ EDM	0-0	1/-1	22:51
Apr. 1	@ SJ	0-1	5/1	23:06
Apr. 4	vs EDM	1-0 (W)	2/1	22:08
Apr. 6	vs CGY	0-0	3/1	22:30
Apr. 8	vs PHX	0-1	4/1	21:01
Apr. 10	@ CGY	0-0	3/2	24:02
Apr. 13	@ COL	0-0	2/0	22:33
Apr. 15	@ NSH	0-1	3/-1	22:07
Apr. 16	@ STL	INJ		
Apr. 18	@ DAL	INJ		
Apr. 20	vs DET	INJ		
Apr. 22	vs CHI	INJ		
Apr. 25	vs ANA	INJ		
Apr. 27	@ EDM	0-1	4/-2	21:09

NHL FIRSTS

First Game: Nov. 20/06 at BOS
First Goal: Jan. 4/07 at CGY
First Assist: Dec. 12/06 vs ANA

STREAKS

Goals: 4 games Nov. 21-28/08: 4 goals
Assists: 6 games Dec. 31/08-Jan. 10/09: 6 assists
Points: 8 games Dec. 27/08-Jan. 10/09: 6-7-13

HONOURS

Vancouver Canucks Most Exciting Player: 2012 USA Hockey Bob Johnson Award: 2002
 Florida Panthers MVP: 2009 NAHL Rookie of the Year: 2001
 Michigan State Spartans Rookie of the Year: 2003 NAHL All-Rookie Team: 2001
 CCHA All-Rookie Team: 2003

ACQUIRED

Acquired from Florida, alongside Steve Reinprecht and a third round draft pick in 2013, in exchange for Mikael Samuelsson and Marco Sturm, Oct. 22, 2011.

PERSONAL

Lists winning gold medals at both the U-18 and World Juniors as his favourite hockey memories...Names Steve Yzerman as his hockey idol...Enjoys golfing...Majorred in Business, specializing in General Management, while attending Michigan State University...Spent the off-season in Vancouver, Scotland, Las Vegas.

CAREER HIGHLIGHTS

2012.13: Dressed in 12 games with Vancouver, recording three points (1-2-3) and four penalty minutes...Missed 36 regular season games and four playoff games due to injury...Recorded first goal of the season, Mar. 14 vs NSH...Collected three hits and three shots on goal, Mar. 12 at CBJ...Registered first point of the season, an assist, Mar. 2 vs LA...Made his season debut with five hits in back-to-back games Feb. 19 at CHI and Feb. 21 at DAL. **2011.12:** Appeared in 62 games, collecting 30 points (16-14-30)...Split the season between Vancouver (16-13-29 in 56 GP) and Florida (0-1-1 in six GP)...Won the Canucks 2011.12 "Most Exciting Player" Award...Ranked tied for fifth on the Canucks for most goals (16)...Averaged 14:55 TOI per game...Collected eight points (3-5-8) on the power play, averaging 1:46 power play TOI per game...Registered a goal and 11 shots in the final game of the season, Apr. 7 vs EDM...Established a three-game scoring streak (2-1-3), Mar. 10-17...Collected his 100th career goal, Mar. 3 vs BUF...Went on a four-game point streak (3-1-4), Feb. 9-15...Established a three-game scoring streak, recording four points (3-1-4), Jan. 17-24...Missed 18 games due to injury, Dec. 8-Jan. 12...Notched his first goal as a Canuck, Nov. 6 at CHI...Collected one assist in five playoff games. **2010.11:** Completed his fifth NHL season, fifth with Florida...First on team in goals (23)...Tied for third on the team in points (40)...Second on the team in hits (127)...Nominated for the Masterton Trophy after being limited to 28 games with two separate concussions in 2009.10...Played in all 82 games...Recorded goals in three consecutive games Mar. 5-8...Tallied a goal and an assist with six hits, Mar. 8 vs CHI...Notched the GWG, Jan. 13 vs NSH...Tallied a pair of assists, Jan. 8 at WSH...Notched a goal and a team-high five hits, Dec. 17 vs BUF...Recorded a goal and an assist, Dec. 7 vs COL...Recorded a goal on four shots, Dec. 2 at LAK...Tied franchise record for most shots in a game with 14 (Pavel Bure - 2/10/01 at ATL), Nov. 18 at BOS...Registered a goal and an assist Nov. 5 vs CAR...Notched GWG and second penalty shot goal of career, Oct. 30 at MTL...Recorded his first goal of the season and three points (2-1-3) Oct. 16 vs TB...Tallied an assist in first game of season Oct. 10 at EDM. **2009.10:** Completed his fourth NHL season, fourth with Florida...Totalled 16 points (8-8-16) in 28 games...Suffered second concussion of season, Mar. 25 at MTL and missed final eight games of season...Scored two goals in win, Mar. 23 at TOR...Netted a season-high four points (1-3-4), Mar. 3 vs PHI...Played in his 200th career NHL game, Oct. 21 vs BUF. **2008.09:** Completed his third NHL season, third with Florida...Was one of only four Panthers to record two hat tricks in a season (Bure, Jokinen, Sheppard)...Became sixth player in franchise history to record two goals in a season...Set NHL career highs in goals, assists and points (31-29-60)...Recorded a career-high 246 SOG to lead team...Recorded NHL career high and led the club with 11 PPG...Tied for first on team in GWG (5, Horton)...Named Panthers RRA Most Valuable Player...Recorded career-high five points (2-3-5), Apr. 11 vs WSH...Added two assists Mar. 31 vs OTT...Tallied two assists, Mar. 19 vs TOR...Notched a goal and two assists, Mar. 14 vs TB...Recorded four points (3-1-4) with his second NHL career hat trick, Mar. 7 vs STL...Notched two assists, Feb. 17 vs NJ...Netted the GWG, Jan. 27 vs PHI...Notched a goal and an assist, Jan. 19 vs BUF...Had a career high eight game point scoring streak (6-7-13) snapped, Jan. 16 vs PHI...Scored a goal and added an assist, Nov. 26 vs NJ...Recorded his first NHL career hat trick including GWG, Nov. 9 at ANA...Scored two goals including the overtime GWG, Oct. 11 vs ATL...Recorded his first goal and multi-point game of the season (1-1-2), Oct. 10 at CAR. **2007.08:** Completed his second NHL season, second with Florida...Recorded his first 20-goal NHL season with 22 goals, which was third best on the team...Finished fourth on the team in points (40)...Was fourth on the team with a +13 rating...Had a four-game point streak from Jan. 12-18 (3-1-4) and Mar. 20-27 (1-3-4)...Had six GWGs to lead the team...21 of 22 goals came at even-strength...Scored his first NHL PPG, Feb. 7 at OTT...Netted first goal of season, Oct. 18 at TOR. **2006.07:** Completed his first NHL season, first with Florida...Scored his first NHL GWG Apr. 6 vs TB...Recorded the first multi-point game of his NHL career with two assists, Mar. 17 vs NYI.

INTERNATIONAL

World Championship: 2008 U18 World Championships: 2002 (gold)
 World Junior Championships: 2004 (gold)

NHL MILESTONES

100th NHL Game: Feb. 16/08 at CAR
300th NHL Game: Apr. 2/11 vs PIT

100th NHL Point: Mar. 23/09 vs CAR
100th NHL Goal: Apr. 3/12 vs BUF

2012.13 GAME BY GAME

Jan. 19	vs ANA	INJ		
Jan. 20	vs EDM	INJ		
Jan. 23	vs CGY	INJ		
Jan. 25	@ ANA	INJ		
Jan. 27	@ SJ	INJ		
Jan. 28	@ LA	INJ		
Jan. 30	vs COL	INJ		
Feb. 1	vs CHI	INJ		
Feb. 4	@ EDM	INJ		
Feb. 7	@ MIN	INJ		
Feb. 9	vs CGY	INJ		
Feb. 12	vs MIN	INJ		
Feb. 15	vs DAL	INJ		
Feb. 17	vs STL	INJ		
Feb. 19	@ CHI	0-0	0/0	10:57
Feb. 21	@ DAL	0-0	3/-1	12:09
Feb. 22	@ NSH	0-0	2/0	12:30
Feb. 24	@ DET	INJ		
Feb. 26	vs PHX	0-0	2/-1	12:56
Mar. 2	vs LA	0-1	1/1	14:13
Mar. 3	@ CGY	0-0	5/-1	14:30
Mar. 5	vs SJ	0-0	2/0	12:25
Mar. 7	@ CBJ	0-0	5/0	15:18
Mar. 10	@ MIN	0-1	1/1	15:39
Mar. 12	@ CBJ	0-0	3/-1	14:12
Mar. 14	vs NSH	1-0	2/0	12:38
Mar. 16	vs DET	0-0	1/-1	5:36
Mar. 18	vs MIN	INJ		
Mar. 19	vs STL	INJ		
Mar. 21	@ PHX	INJ		
Mar. 23	@ LA	INJ		
Mar. 24	@ COL	INJ		
Mar. 26	vs CBJ	INJ		
Mar. 28	vs COL	INJ		
Mar. 30	@ EDM	INJ		
Apr. 1	@ SJ	INJ		
Apr. 4	vs EDM	INJ		
Apr. 6	vs CGY	INJ		
Apr. 8	vs PHX	INJ		
Apr. 10	@ CGY	INJ		
Apr. 13	@ COL	INJ		
Apr. 15	@ NSH	INJ		
Apr. 16	@ STL	INJ		
Apr. 18	@ DAL	INJ		
Apr. 20	vs DET	INJ		
Apr. 22	vs CHI	INJ		
Apr. 25	vs ANA	INJ		
Apr. 27	@ EDM	INJ		

#14

ALEX

BURROWS

(al-ehx BUHR-ohz)

CAREER STATS

MOST GOALS IN A GAME 3

THREE TIMES – LATEST JAN. 7/10 vs PHX

MOST ASSISTS IN A GAME 3

JAN. 23/10 vs CHI

MOST POINTS IN A GAME 4

JAN. 30/10 at TOR: 2-2-4

HAT TRICKS 3

LATEST JAN. 7/10 vs PHX

GAME-WINNING GOALS 24

LATEST APR. 6/13 vs CGY

POWER PLAY GOALS 10

LATEST FEB. 21/13 at DAL

SHORTHANDED GOALS 16

LATEST APR. 5/12 at CGY

OVERTIME POINTS 1-3-4

SHOOTOUT RECORD 11/27

2 GDG

PENALTY SHOT RECORD 0/4

LATEST JAN. 25/13 at ANA, no goal (Hiller)



REGULAR SEASON

PLAYOFFS

BURROWS vs NHL

SEASON	CLUB	LEA	GP	G	A	PTS	PIM	GP	G	A	PTS	PIM
2000.01	Shawinigan	QMJHL	63	16	14	30	105	10	2	1	3	8
2001.02	Shawinigan	QMJHL	64	35	35	70	184	12	9	11	20	34
2002.03	Greenville	ECHL	53	9	17	26	201	–	–	–	–	–
	Baton Rouge	ECHL	13	4	2	6	64	–	–	–	–	–
2003.04	Manitoba	AHL	2	0	0	0	0	–	–	–	–	–
	Columbia	ECHL	64	29	44	73	194	4	2	0	2	28
2004.05	Manitoba	AHL	72	9	17	26	107	14	0	3	3	37
	Columbia	ECHL	4	5	1	6	4	–	–	–	–	–
2005.06	Vancouver	NHL	43	7	5	12	61	–	–	–	–	–
	Manitoba	AHL	33	12	18	30	57	13	6	7	13	27
2006.07	Vancouver	NHL	81	3	6	9	93	11	1	0	1	14
2007.08	Vancouver	NHL	82	12	19	31	179	–	–	–	–	–
2008.09	Vancouver	NHL	82	28	23	51	150	10	3	1	4	20
2009.10	Vancouver	NHL	82	35	32	67	121	12	3	3	6	22
2010.11	Vancouver	NHL	72	26	22	48	77	25	9	8	17	34
2011.12	Vancouver	NHL	80	28	24	52	90	5	1	0	1	7
2012.13	Vancouver	NHL	47	13	11	24	54	4	2	1	3	6
VANCOUVER/NHL TOTALS			569	152	142	294	825	67	19	13	32	103

TEAM	GP	G	A	PTS	PIM
Anaheim	29	8	6	14	63
Boston	5	1	0	1	14
Buffalo	6	1	3	4	14
Calgary	48	15	14	29	70
Carolina	5	3	1	4	6
Chicago	27	3	9	12	48
Colorado	45	9	14	23	41
Columbus	30	9	9	18	18
Dallas	30	8	4	12	74
Detroit	29	7	4	11	28
Edmonton	48	13	14	27	71
Florida	5	1	0	1	4
Los Angeles	26	8	8	16	30
Minnesota	45	8	9	17	94
Montreal	10	2	2	4	29
Nashville	30	11	3	14	55
New Jersey	5	2	2	4	4
NY Islanders	6	2	1	3	2
NY Rangers	5	2	2	4	10
Ottawa	9	4	3	7	6
Philadelphia	5	1	4	5	6
Phoenix	28	9	5	14	38
Pittsburgh	6	1	1	2	18
St. Louis	30	8	6	14	29
San Jose	29	6	5	11	38
Tampa Bay	6	0	3	3	11
Toronto	10	8	7	15	2
Washington	6	0	1	1	2
Winnipeg	6	2	2	4	0
Totals	569	152	142	294	825

NHL FIRSTS

First Game: Jan. 2/06 at STL
First Goal: Jan. 10/06 vs TOR
First Assist: Jan. 10/06 vs TOR

STREAKS

Goals: 5 games Jan. 11-21/10: 6 goals
Assists: 3 games Five times (latest Jan. 3-7/11: 4 assists)
Points: 12 games Dec. 3/09 – Jan. 25/10: 13-6-19

HONOURS

Vancouver Canucks Most Exciting Player: 2010, 2009, 2008
 Fred J. Hume Award (Canucks Unsung Hero): 2008
 Manitoba Moose's Hardest Working Player: 2005
 Selected to the ECHL All-Star Game: 2004

ACQUIRED

Signed as a free agent by Vancouver on November 8, 2005.

PERSONAL

Alex plays golf and tennis in the off-season. Prior to playing in the NHL, Alex spent his summers competing in National and International ball hockey tournaments; he was named as the International Ball Hockey Player of the Year in 2005 and was inducted into the Canadian Ball Hockey Hall of Fame in 2010.

CAREER HIGHLIGHTS

2012.13: Appeared in 47 games, collecting 24 points (13-11-24) and 54 penalty minutes. Finished first on the Canucks in goal scoring with 13 goals and seventh in hits (52). Finished season ranked 24th on the Canucks franchise scoring list (152-142-294), second all-time in shorthanded goals (16), and tied for ninth with Todd Bertuzzi for most game-winning goals (24). Collected the game-winning goal and added an assist, Apr. 6 vs CGY. Set a franchise record, scoring the quickest goal to start a game at six seconds in to pass Trevor Linden's previous record of nine seconds (Jan. 16/94). Mar. 16 vs DET. **2011.12:** Collected 52 points (28-24-52) and 90 penalty minutes in 80 games in his seventh NHL season. Set a career season high for most game-winning goals (7) and ranked tied for 11th in the League in this category. Ranks 10th in franchise history for most game-winning goals (22) and second for most shorthanded (16). Moved into second place in franchise history for most shorthanded goals, Apr. 5 at CGY. Established a five-game scoring streak (4-2-6). Mar. 30-Apr. 7. Moved into 10th place in franchise history for most game-winning goals with his 21st tally, Feb. 18 vs TOR. Collected his 15th career shorthanded goal, tying him for second most in franchise history, Dec. 26 vs EDM. Registered one goal in five playoff games. **2010.11:** Collected 48 points (26-22-48) and 77 penalty minutes in 72 games in his sixth NHL season. Missed the first 10 games of the regular season due to injury. Recorded a 10-game scoring streak from Jan. 22-Feb. 14, tied for the eighth longest in the League this season, collecting 12 points (8-4-12). Among Canucks to register at least 50 shots, led in shooting percentage during the regular season (17.1%) and playoffs (14.5%). Notched the first goal of a game on nine occasions, ranking tied for third in the League. Set the Canucks longest goal-scoring streak of the season at four games, Jan. 24-Feb. 2. Ranked second among all Canucks in playoff goals (9). Became the second player in club history and 4th in NHL history to net two or more series-winning overtime goals, Apr. 26 vs CHI and Apr. 21 at STL. Recorded a career high 17 playoff points (9-8-17) in 25 postseason games. **2009.10:** Registered a career high six points (3-3-6) in 12 playoff games. Played in his third consecutive 82-game season, recording 67 points (35-32-67) and 121 penalty minutes. Led the League in shorthanded points (5-2-7). Set career highs in goals (35), assists (32) and points (67). Ranked T-10th in NHL goals (35) and ninth in plus/minus (+34). Set a career high in goals with his 29th of the season, Mar. 5 at CHI. Set a career high in points with his 52nd and 53rd points of the season (1-1-2). Mar. 2 at CBJ. Recorded 19 points (13-6-19) in 12 consecutive games; the sixth longest scoring streak of the NHL season, Dec. 31-Jan. 25. Set a club record for most goals in January (15). Named NHL First Star of the Week (Jan. 4-10), recording six goals, one assist (6-1-7) and two consecutive hat tricks in a three-game span. Recorded back-to-back hat tricks becoming the third player to do so in franchise history, Jan. 5 & 7. **2008.09:** Recorded the game-winning goal in Game 4 versus St. Louis advancing the team into the second round of the playoffs, Apr. 21 at STL. Played in all 82 games, recording 51 points (28-23-51) and 150 penalty minutes. Set career highs in goals (28), assists (23) and points (51) in a season. Led the Canucks and ranked tied for fourth in the League for most shorthanded goals (4). Notched five points (3-2-5) in three straight games, Mar. 31-Apr. 4. Tallied five points (4-1-5) in four consecutive games, Mar. 9-15. **2007.08:** Set career highs in games played (82), goals (12), assists (19), points (31) and penalty minutes (179) in one season. Named first star after scoring a shorthanded goal and an assist, finishing plus-two, Mar. 8 vs STL. **2006.07:** Scored his first career playoff goal and point, May 3 at ANA. Set a career high for games played (80). Scored his first goal of the season, the game-winning goal, Jan. 2 at CGY. Recorded his first point of the season, an assist, Oct. 6 at CBJ. **2005.06:** Recorded his first career hat trick (including the GWG) and was named 1st star, becoming the fifth Canucks player in club history to score a hat trick as a rookie, Mar. 27 vs LA. Netted one goal shorthanded and was named 3rd star, Jan. 19 at BUF. Notched his first NHL career goal and assist and was named 2nd star, Jan. 10 vs TOR.

INTERNATIONAL

World Championships: 2012

NHL MILESTONES

100th NHL Game: Feb. 16/07 at CHI

500th NHL Game: Feb. 21/12 at NSH

100th NHL Point: Apr. 2/09 vs ANA

200th NHL Point: Jan. 7/11 vs EDM

100th NHL Goal: Feb. 9/11 vs ANA

100th NHL Assist: Jan. 14/11 at WSH

2012.13 GAME BY GAME

Jan. 19	vs ANA	0-0	4/-1	14:12
Jan. 20	vs EDM	0-0	3/0	20:30
Jan. 23	vs CGY	0-0	3/0	17:15
Jan. 25	@ ANA	0-1	5/0	16:33
Jan. 27	@ SJ	1-0	6/1	14:34
Jan. 28	@ LA	1-0	4/0	21:36
Jan. 30	vs COL	0-0	2/0	13:51
Feb. 1	vs CHI	0-0	2/-1	17:07
Feb. 4	@ EDM	0-0	3/-1	21:38
Feb. 7	@ MIN	0-1	2/-1	16:51
Feb. 9	vs CGY	1-1	4/2	18:52
Feb. 12	vs MIN	0-0	4/0	19:53
Feb. 15	vs DAL	1-0	4/1	19:41
Feb. 17	vs STL	0-1	6/1	23:37
Feb. 19	@ CHI	0-0	4/1	21:29
Feb. 21	@ DAL	1-1	3/1	19:20
Feb. 22	@ NSH	0-0	1/0	16:32
Feb. 24	@ DET	0-1	2/2	17:27
Feb. 26	vs PHX	0-0	1/0	21:44
Mar. 2	vs LA	0-2	3/2	19:26
Mar. 3	@ CGY	0-0	5/-2	21:15
Mar. 5	vs SJ	0-1	3/0	21:57
Mar. 7	@ CBJ	0-0	3/1	21:16
Mar. 10	@ MIN	0-0	2/1	19:52
Mar. 12	@ CBJ	0-0	4/0	22:00
Mar. 14	vs NSH	0-0	6/0	19:06
Mar. 16	vs DET	2-0	6/1	20:00
Mar. 18	vs MIN	0-0	1/0	20:19
Mar. 19	vs STL	0-0	1/1	17:50
Mar. 21	@ PHX	0-0	1/0	17:35
Mar. 23	@ LA	0-0	0/0	18:00
Mar. 24	@ COL	1-0 (W)	2/1	18:27
Mar. 26	vs CBJ	0-0	2/0	20:47
Mar. 28	vs COL	1-1	4/2	16:19
Mar. 30	@ EDM	0-0	2/-1	17:18
Apr. 1	@ SJ	1-0	3/-2	20:39
Apr. 4	vs EDM	0-0	2/1	18:29
Apr. 6	vs CGY	1-1 (W)	4/0	20:26
Apr. 8	vs PHX	0-0	2/1	17:41
Apr. 10	@ CGY	1-0	3/1	18:12
Apr. 13	@ COL	0-0	0/-1	17:18
Apr. 15	@ NSH	1-0	3/0	17:12
Apr. 16	@ STL	0-0	1/0	19:58
Apr. 18	@ DAL	0-0	3/-1	18:50
Apr. 20	vs DET	0-0	3/0	19:57
Apr. 22	vs CHI	0-0	4/0	18:38
Apr. 25	vs ANA	0-0	4/-1	17:29
Apr. 27	@ EDM	DND		

#23

ALEX EDLER

(al-ehx EHD-luhr)

CAREER STATS

MOST GOALS IN A GAME 2

THREE TIMES – LATEST OCT. 29/11 vs WSH

MOST ASSISTS IN A GAME 3

FEB. 7/09 vs CHI

MOST POINTS IN A GAME 4

FEB. 7/09 vs CHI: 1-3-4

HAT TRICKS 0

GAME-WINNING GOALS 2

LATEST NOV. 6/10 vs DET

POWER PLAY GOALS 26

LATEST APR. 20/13 vs DET

SHORTHANDED GOALS 1

DEC. 21/11 vs DET

OVERTIME POINTS 0-6-6

SHOOTOUT RECORD 6/21

4 GDG

PENALTY SHOT RECORD 0/0



REGULAR SEASON

PLAYOFFS

EDLER vs NHL

SEASON	CLUB	LEA	GP	G	A	PTS	PIM	GP	G	A	PTS	PIM
2003.04	Jamtlands	SWE	24	3	6	9	20	–	–	–	–	–
2004.05	MoDo Jr.	SWE	33	8	15	23	40	5	1	0	1	6
2005.06	Kelowna	WHL	62	13	40	53	44	12	3	5	8	12
2006.07	Vancouver	NHL	22	1	2	3	6	3	0	0	0	2
	Manitoba	AHL	49	5	21	26	28	8	0	0	0	2
2007.08	Vancouver	NHL	75	8	12	20	42	–	–	–	–	–
	Manitoba	AHL	2	0	1	1	0	–	–	–	–	–
2008.09	Vancouver	NHL	80	10	27	37	54	10	1	7	8	6
2009.10	Vancouver	NHL	76	5	37	42	40	12	2	4	6	10
2010.11	Vancouver	NHL	51	8	25	33	24	25	2	9	11	8
2011.12	Vancouver	NHL	82	11	38	49	34	5	2	0	2	8
2012.13	Vancouver	NHL	45	8	14	22	37	4	1	0	1	2
VANCOUVER/NHL TOTALS			431	51	155	206	237	59	8	20	28	36

TEAM	GP	G	A	PTS	PIM
Anaheim	22	2	9	11	12
Boston	3	0	1	1	4
Buffalo	5	1	0	1	2
Calgary	36	4	20	24	18
Carolina	5	0	0	0	2
Chicago	23	3	11	14	10
Colorado	38	4	14	18	26
Columbus	22	1	9	10	10
Dallas	22	1	7	8	10
Detroit	22	4	8	12	12
Edmonton	34	4	14	18	22
Florida	5	0	3	3	2
Los Angeles	18	1	10	11	12
Minnesota	34	4	14	18	16
Montreal	8	1	1	2	4
Nashville	20	5	8	13	10
New Jersey	5	1	2	3	4
NY Islanders	4	0	0	0	2
NY Rangers	5	0	0	0	0
Ottawa	7	2	1	3	10
Philadelphia	4	0	2	2	0
Phoenix	22	1	5	6	11
Pittsburgh	5	0	0	0	4
St. Louis	20	1	5	6	8
San Jose	21	3	6	9	12
Tampa Bay	5	3	0	3	2
Toronto	8	0	4	4	6
Washington	4	4	1	5	4
Winnipeg	4	1	0	1	2

Totals 431 51 155 206 237

NHL FIRSTS

First Game: Nov. 4/06 at COL
First Goal: Nov. 30/06 vs ANA
First Assist: Nov. 6/06 vs DAL

STREAKS

Assists: 4 games Nov. 26 – Dec. 2/09: 6 assists
Points: 4 games Nov. 26 – Dec. 2/09: 2-6-8

HONOURS

Walter Babe Pratt Award: 2012
 NHL All-Star Game: 2012
 NHL Young Stars Game: 2008

ACQUIRED

Vancouver's second choice, 91st overall in 2004 NHL Entry Draft.

PERSONAL

Alex was a fan of Peter Forsberg and Nicklas Lidstrom growing up...His fondest hockey memories are his first NHL game and the 2005 World Juniors...Hobbies outside of hockey include playing soccer, tennis and fishing.

CAREER HIGHLIGHTS

2012.13: Appeared in 45 games with Vancouver, registering 22 points (8-14-22) and 37 penalty minutes...Collected eight goals, ranking tied for eighth amongst NHL defencemen in goals scored...Finished second amongst Canucks defencemen in scoring (8-14-22) and first amongst Canucks defencemen in hits (77)...Ranked first on the team in blocked shots (81) and average TOI/G (23:50)...Ended the season ranked eighth all-time in franchise history amongst Canucks defencemen for scoring (51-155-206), sixth amongst Canucks defencemen for power play goals (26) and tied for seventh with Kevin McCarthy in goals (51)...Recorded his 200th career point, collecting a pair of assists, Mar. 16 vs DET...Collected a season high eight shots in a season high 28:34 TOI, Mar. 5 vs SJ...Appeared in 400th career game, Feb. 17 vs STL...Posted two three-game scoring streaks (1-2-3, Jan. 28-Feb. 1 and 1-2-3, Feb. 17-21). **2011.12:** Appeared in 82 games, collecting 49 points (11-38-49)...Established a new career high for points (49), assists (38) and goals (11) in a season...Won the 2011.12 Walter (Babe) Pratt Award as the Canucks top defenceman...Ranked tied for fifth in the League among defencemen for most points and tied for sixth among defencemen for most power play assists (17)...Averaged 23:51 TOI per game, ranking first on the Canucks...Collected four goals, including two game-deciding goals in the shootout to rank first among League defencemen in both categories...Established a new career high for points, surpassing his previous mark of 42 points, Mar. 8 vs WPG...Participated in the NHL All-Star Game in Ottawa, Jan. 29...Tied for Canucks goal scoring lead (2) after appearing in five playoff games. **2010.11:** Appeared in his fifth season with the Canucks, recording 33 points (8-25-33) and 24 penalty minutes in 51 games...Ranked second among Canucks defencemen in scoring (8-25-33), goals (8) and shots (121)...Led the team in time on ice per game (24:17)...Set a personal season high for plus/minus (+13)...Missed 31 games due to injury...Tied a career high for most goals in a game (2), Jan. 22 vs CGY...Appeared in his 300th career game, Jan. 20 vs SJ...Registered his 100th career assist, Jan. 18 at COL...Ranked third in the League this postseason with 78 hits and was second among League defencemen in blocked shots (60)...Collected a career high 11 points (2-9-11) in 25 games during his fourth postseason run. **2009.10:** Recorded six points (2-4-6) in 12 playoff games that included a three-game scoring streak (1-2-3, Apr. 21-25...Set career highs in assists (37) and points (42)...Ranked second in team scoring among defencemen and T-20th among NHL defencemen for most points...Averaged 22:38 ice time per game...Recorded seven multi-point games...Set new career highs for assists with his 28th of the year, Mar. 13 at OTT...Recorded three assists in three consecutive games, Dec. 26-29...Recorded his first point of the season (0-1-1), Oct. 1 at CGY. **2008.09:** Recorded eight points (1-7-8) in 10 playoff games, leading Canucks defencemen in postseason scoring and finishing tied for 13th among NHL defencemen for most points in the 2009 playoffs...Played in 80 games, recording 37 points (10-27-37) and 54 penalty minutes...Set new career highs for most goals (10), assists (27) and points (37) in a season...Averaged 21:07 time on ice per game, ranking fourth on the team...Recorded five multi-point games...Notched three points (0-3-3) in two straight games, Apr. 7-9...Scored six points (1-5-6) in three consecutive games, Feb. 7-12...Established a single game career high with four points (1-3-4), Feb. 7 vs CHI...Notched first career game-winning goal, Dec. 9 at NSH. **2007.08:** Recorded 20 points (8-12-20)...Led all Vancouver defencemen with 75 games played...Finished the season tied for 24th in the League in scoring among rookies, tied for fourth in rookie power play goals (4), tied for fifth in rookie shootout deciding goals (2), eighth in rookie shots (75) and 21st in rookie shooting percentage (6.5%)...Had a career-high, three-point game (2-1-3), Feb. 14 vs MIN...Logged a season-high 28:53 minutes of time on ice, Feb. 5 at DAL...Scored his second game-winning shootout goal in four games, Jan. 13 at STL...Scored the game-winning shootout goal, named third star, Jan. 8 vs NYL...Scored first goal of the season and added an assist, Nov. 20 at EDM...Collected first assist of the season, Oct. 24 at DET...Recalled by Vancouver, Oct. 15. **2006.07:** Made three postseason starts in the 2007 playoffs.

INTERNATIONAL

World Championships: 2013 (gold)
 World Championships: 2008
 World Junior Championships: 2006

NHL MILESTONES

100th NHL Game: Oct. 13/08 at WSH
400th NHL Game: Feb. 17/13 vs STL

100th NHL Point: Apr. 1/10 at LA
200th NHL Point: Mar. 16/13 vs DET

100th NHL Assist: Jan. 18/11 at COL

2012.13 GAME BY GAME

Jan. 19	vs ANA	1-1	2/-1	21:04
Jan. 20	vs EDM	1-0	3/1	24:40
Jan. 23	vs CGY	0-0	7/1	24:45
Jan. 25	@ ANA	0-1	1/0	20:46
Jan. 27	@ SJ	0-0	1/-2	25:41
Jan. 28	@ LA	0-1	2/0	24:52
Jan. 30	vs COL	0-1	2/0	23:28
Feb. 1	vs CHI	1-0	3/1	24:02
Feb. 4	@ EDM	0-0	4/-1	26:02
Feb. 7	@ MIN	0-1	1/2	20:59
Feb. 9	vs CGY	0-1	3/-1	20:56
Feb. 12	vs MIN	0-0	2/0	24:25
Feb. 15	vs DAL	0-0	1/-1	23:02
Feb. 17	vs STL	0-1	2/-1	27:00
Feb. 19	@ CHI	1-0	1/1	25:42
Feb. 21	@ DAL	0-1	0/0	21:57
Feb. 22	@ NSH	0-0	0/0	24:14
Feb. 24	@ DET	0-0	2/1	22:15
Feb. 26	vs PHX	0-0	1/-1	24:22
Mar. 2	vs LA	0-0	3/1	23:45
Mar. 3	@ CGY	0-0	3/0	23:17
Mar. 5	vs SJ	0-0	8/-2	28:34
Mar. 7	@ CBJ	0-0	6/-2	26:01
Mar. 10	@ MIN	0-0	2/-1	24:04
Mar. 12	@ CBJ	0-0	4/0	27:48
Mar. 14	vs NSH	1-1	2/3	22:43
Mar. 16	vs DET	0-2	3/0	22:02
Mar. 18	vs MIN	0-0	4/0	23:18
Mar. 19	vs STL	0-0	0/-1	24:43
Mar. 21	@ PHX	0-1	4/1	24:11
Mar. 23	@ LA	SUS		
Mar. 24	@ COL	SUS		
Mar. 26	vs CBJ	0-0	2/0	23:45
Mar. 28	vs COL	0-0	1/1	21:01
Mar. 30	@ EDM	0-0	1/-1	22:20
Apr. 1	@ SJ	0-0	3/-1	25:02
Apr. 4	vs EDM	0-0	1/0	21:19
Apr. 6	vs CGY	1-0	4/2	21:32
Apr. 8	vs PHX	0-0	4/1	22:39
Apr. 10	@ CGY	0-0	2/-1	23:17
Apr. 13	@ COL	0-1	2/0	22:44
Apr. 15	@ NSH	0-1	3/0	22:23
Apr. 16	@ STL	1-0	2/-1	24:14
Apr. 18	@ DAL	0-0	4/-3	25:39
Apr. 20	vs DET	1-0	3/0	27:17
Apr. 22	vs CHI	0-0	0/1	24:43
Apr. 25	vs ANA	0-0	4/-1	24:37
Apr. 27	@ EDM	DND		

#5

JASON GARRISON

(JAY-son GAHR-i-son)

CAREER STATS

MOST GOALS IN A GAME 1

31 TIMES – LATEST APR. 25/13 vs ANA

MOST ASSISTS IN A GAME 2

TWICE – LATEST APR. 4/13 vs EDM

MOST POINTS IN A GAME 2

SIX TIMES – LATEST APR. 4/13 vs EDM; 0-2-2

HAT TRICKS 0

GAME-WINNING GOALS 8

LATEST APR. 15/13 at NSH

POWER PLAY GOALS 12

LATEST APR. 25/13 vs ANA

SHORTHANDED GOALS 0

OVERTIME POINTS 1-0-1

SHOOTOUT RECORD 0/0

0 GDG

PENALTY SHOT RECORD 0/0



REGULAR SEASON

PLAYOFFS

GARRISON vs NHL

SEASON	CLUB	LEA	GP	G	A	PTS	PIM	GP	G	A	PTS	PIM	TEAM	GP	G	A	PTS	PIM
2003.04	Nanaimo	BCHL	52	7	20	27	31	24	3	10	13	12	Anaheim	4	1	0	1	0
2004.05	Nanaimo	BCHL	57	22	40	62	42	-	-	-	-	-	Boston	9	1	2	3	0
2005.06	Minnesota-Duluth	NCAA	40	3	9	12	26	-	-	-	-	-	Buffalo	10	3	3	6	8
2006.07	Minnesota-Duluth	NCAA	21	1	2	3	16	-	-	-	-	-	Calgary	7	0	2	2	4
2007.08	Minnesota-Duluth	NCAA	26	5	9	14	26	-	-	-	-	-	Carolina	13	1	4	5	6
2008.09	Florida	NHL	1	0	0	0	0	-	-	-	-	-	Chicago	7	1	1	2	6
	Rochester	AHL	75	8	27	35	68	-	-	-	-	-	Colorado	7	3	0	3	2
2009.10	Florida	NHL	39	2	6	8	23	-	-	-	-	-	Columbus	6	1	1	2	0
	Rochester	AHL	38	3	16	19	33	7	2	7	9	0	Dallas	4	2	0	2	2
2010.11	Florida	NHL	73	5	13	18	26	-	-	-	-	-	Detroit	5	0	0	0	2
2011.12	Florida	NHL	77	16	17	33	32	4	1	2	3	0	Edmonton	6	1	2	3	2
2012.13	Vancouver	NHL	47	8	8	16	28	4	0	0	0	2	Los Angeles	6	0	1	1	2
													Minnesota	6	0	4	4	4
													Montreal	11	0	1	1	8
													Nashville	7	1	1	2	4
VANCOUVER TOTALS			47	8	8	16	28	4	0	0	0	2	New Jersey	11	0	3	3	2
NHL TOTALS			237	31	44	75	109	8	1	2	3	2	NY Islanders	7	1	1	2	4
													NY Rangers	9	1	0	1	0
													Ottawa	10	1	0	1	4
													Philadelphia	10	1	2	3	0
													Phoenix	6	1	1	2	2
													Pittsburgh	9	0	2	2	8
													St. Louis	6	0	0	0	2
													San Jose	6	1	0	1	7
													Tampa Bay	17	3	3	6	10
													Toronto	9	4	3	7	12
													Vancouver	2	0	0	0	0
													Washington	13	0	3	3	0
													Winnipeg	14	3	4	7	8
													Totals	237	31	44	75	109

NHL FIRSTS

First Game: Oct. 25/08 at STL
First Goal: Mar. 3/10 vs PHI
First Assist: Jan. 18/10 vs ATL

STREAKS

Goals: 3 games Oct. 27-31/11: 3 goals
Assists: 3 games Mar. 11-15/12: 3 assists
Points: 3 games Four times (latest Apr. 10-15/13: 2-1-3)

HONOURS

Panthers Defensive Player of the Year: 2011
 WCHA All-Academic Team: 2007
 BCHL All-Star: 2005

ACQUIRED

Signed as a free agent by Vancouver on July 1, 2012.

PERSONAL

Lists his hockey idol as Mario Lemieux...Enjoys biking and golfing...Majored in Kinesiology at university...
 Lists snowboarding and skateboarding as sports he enjoys watching.

CAREER HIGHLIGHTS

2012.13: Collected 16 points (8-8-16) and 28 penalty minutes in 47 games in his first season with the Canucks...Averaged 21:41 TOI per game, ranking fourth on the Canucks in this category...Finished tied for eighth among NHL defencemen in goal scoring (8)...Ranked fourth on the team with 58 blocked shots...Led all Canucks in goal scoring against the Avalanche with his third goal of the season series, Apr. 13 at COL...Collected two assists for the second time in his career, Apr. 4 vs EDM...Had a season high four hits, Mar. 30 at EDM...Appeared in his 200th career game, Feb. 7 at MIN...Recorded first point as a Canuck with the game-winning goal, Jan. 30 vs COL...Made Canucks debut collecting two hits, Jan. 19 vs ANA. **2011.12:** Finished third among NHL defencemen in goals (16)...Had season-high 27:44 TOI, Apr. 1 at DET...Scored franchise-record 16th goal for defenceman Mar. 23 vs EDM...Had three-game assist streak Mar. 11-15 (3)...Notched a PPG Feb. 28 at TOR...Missed five games (lower body), Feb. 12-23...Set career-high with two assists in a game, Nov. 21 vs NJ...Tallied GWG and set new career high with sixth goal of the year, Nov. 10 at WPG...Recorded season-high three-game goal streak (3-1-4), Oct. 27-31...Tied career-high with two points, GWG and assist, Oct. 29 at BUF...Finished with 27:22, Oct. 15 vs TB...Scored first goal of the season and registered five hits, three blocked shots and 24:39 TOI, Oct. 8 at NYI. **2010.11:** Finished second on the team in blocked shots (127)...Named Defenceman of the Year (as chosen by fans)...Tallied a goal, Apr. 8 at TB...Logged a career-high 28:07 of ice time, Mar. 27 at PIT...Recorded his third career GWG and an assist, Mar. 12 vs TB...Recorded game-high eight hits, Mar. 3 vs MTL...Tallied GWG, Feb. 13 vs SJ...Recorded game-high five blocked shots, Feb. 2 at MTL...Scored first career GWG, Dec. 23 at BUF...Notched first point of the season (goal), Nov. 3 vs ATL. **2009.10:** Tallied eight points (2-6-8) and 23 PIM in 39 games with Florida...Finished first on the team with a +5 rating...Netted his second career goal, Mar. 23 at TOR...Scored first NHL goal and added an assist, Mar. 3 vs PHI...Recalled from Rochester (AHL), Mar. 1...Tallied 19 points (3-16-19) with 33 PIM and a plus-13 rating in 38 games with Rochester...Scored first career point with an assist, Jan. 18 vs ATL. **2008.09:** Finished rookie season as Rochester's top scoring defenceman with 35 points (8-27-35), ranking fourth overall...Picked up his first multi-goal game with a pair of goals, Mar. 25 at Albany...Had a three-game assist streak (Feb. 20-22, 0-3-3)...Netted the OT GWG and had two assists, Feb. 7 at Binghamton...Registered a single-game best four assists, Jan. 16 at Manchester...Tallied a single-game best four points (1-3-4), Jan. 11 vs Hamilton...Was named Player of the Month for October...Made his NHL debut for Florida, skating 11:57, Oct. 25 at STL...Received his first NHL recall, Oct. 25...Recorded first two career points (1-1-2) as a pro in his AHL debut to earn second star honours, Oct. 10 vs Syracuse. **2007.08:** Was the recipient of the team's Fan Favorite Award...Second on the club with +7 rating...Finished his third season with the University of Minnesota-Duluth Bulldogs (WCHA), scoring 14 points (5-9-14) and added 26 PIM in 26 games...He concluded his collegiate career with 29 points (9-20-29) in 87 games. **2006.07:** Posted three points (1-2-3) in his sophomore season with UMD...Was a member of the 2006.07 WCHA All-Academic Team. **2005.06:** Totaled three goals and nine assists...Was the men's hockey representative on UMD's Athletic Academic Support Scholar List for maintaining the best overall grade point average (3.45) of any Bulldog during the 2005.06 school year...Was one of only two Bulldogs defencemen to appear in all 40 games. **2004.05:** Reigned as the Nanaimo Clippers' top-scoring defenceman in his second season with the club earning career highs in all offensive categories: goals (22), assists (40) and points (62)...Ranked second in points among all BCHL blueliners...Was one of three Clippers to participate in the 2005 BCHL All-Star Game.

NHL MILESTONES

100th NHL Game: Mar. 12/11 vs TBL
200th NHL Game: Feb. 7/13 at MIN

2012.13 GAME BY GAME

Jan. 19	vs ANA	0-0	3/-1	20:53
Jan. 20	vs EDM	0-0	1/2	24:15
Jan. 23	vs CGY	0-0	2/1	23:55
Jan. 25	@ ANA	0-0	3/1	23:05
Jan. 27	@ SJ	0-0	1/-1	21:33
Jan. 28	@ LA	0-0	0/0	22:35
Jan. 30	vs COL	1-0 (W)	1/2	20:34
Feb. 1	vs CHI	0-0	2/-1	21:51
Feb. 4	@ EDM	0-0	3/0	22:54
Feb. 7	@ MIN	0-1	1/1	19:49
Feb. 9	vs CGY	0-0	0/3	18:46
Feb. 12	vs MIN	0-0	2/0	21:29
Feb. 15	vs DAL	0-0	0/0	21:16
Feb. 17	vs STL	0-0	1/0	21:42
Feb. 19	@ CHI	0-0	3/-1	20:49
Feb. 21	@ DAL	1-0	3/0	17:34
Feb. 22	@ NSH	0-0	1/0	20:09
Feb. 24	@ DET	0-0	0/0	20:44
Feb. 26	vs PHX	1-0	5/0	21:22
Mar. 2	vs LA	0-0	2/3	18:23
Mar. 3	@ CGY	0-0	1/-2	23:48
Mar. 5	vs SJ	0-0	3/1	21:32
Mar. 7	@ CBJ	0-0	1/1	24:54
Mar. 10	@ MIN	0-1	0/-1	23:35
Mar. 12	@ CBJ	1-0	3/1	25:07
Mar. 14	vs NSH	0-0	1/0	20:42
Mar. 16	vs DET	0-0	3/-1	19:51
Mar. 18	vs MIN	0-1	4/-1	19:45
Mar. 19	vs STL	0-0	0/2	21:34
Mar. 21	@ PHX	0-0	2/0	23:22
Mar. 23	@ LA	0-0	2/0	19:43
Mar. 24	@ COL	1-0	4/0	18:12
Mar. 26	vs CBJ	0-0	3/0	25:29
Mar. 28	vs COL	0-0	1/3	20:17
Mar. 30	@ EDM	0-0	5/-1	20:49
Apr. 1	@ SJ	0-0	0/1	21:04
Apr. 4	vs EDM	0-2	1/2	21:24
Apr. 6	vs CGY	0-1	2/1	20:33
Apr. 8	vs PHX	0-0	2/1	23:04
Apr. 10	@ CGY	0-1	2/0	20:27
Apr. 13	@ COL	1-0	6/-1	23:02
Apr. 15	@ NSH	1-0 (W)	2/2	19:08
Apr. 16	@ STL	0-0	2/0	25:09
Apr. 18	@ DAL	0-0	1/1	23:19
Apr. 20	vs DET	0-0	2/-1	26:20
Apr. 22	vs CHI	0-1	5/1	24:32
Apr. 25	vs ANA	1-0	2/0	19:06
Apr. 27	@ EDM	DND		

#2 DAN HAMHUIS

(DAN HAM-HOOS)

CAREER STATS

MOST GOALS IN A GAME 2

MAR. 8/11 at PHX

MOST ASSISTS IN A GAME 4

MAR. 4/04 at PIT

MOST POINTS IN A GAME 5

MAR. 4/04 at PIT: 1-4-5

HAT TRICKS 0

GAME-WINNING GOALS 9

LATEST MAR. 8/11 at PHX

POWER PLAY GOALS 11

LATEST NOV. 6/11 at CHI

SHORTHANDED GOALS 3

LATEST APR. 8/13 vs PHX

OVERTIME POINTS 2-3-5

SHOOTOUT RECORD 0/0

0 GDG

PENALTY SHOT RECORD 0/0



REGULAR SEASON

PLAYOFFS

HAMHUIS vs NHL

SEASON	CLUB	LEA
1998.99	Prince George	WHL
1999.00	Prince George	WHL
2000.01	Prince George	WHL
2001.02	Prince George	WHL
2002.03	Milwaukee	AHL
2003.04	Nashville	NHL
2004.05	Milwaukee	AHL
2005.06	Nashville	NHL
2006.07	Nashville	NHL
2007.08	Nashville	NHL
2008.09	Nashville	NHL
2009.10	Nashville	NHL
2010.11	Vancouver	NHL
2011.12	Vancouver	NHL
2012.13	Vancouver	NHL

VANCOUVER TOTALS

NHL TOTALS

GP	G	A	PTS	PIM
56	1	3	4	45
70	10	23	33	140
62	13	47	60	125
59	10	50	60	135
68	6	21	27	81
80	7	19	26	57
76	13	38	51	85
82	7	31	38	70
81	6	14	20	66
80	4	23	27	66
82	3	23	26	67
78	5	19	24	49
64	6	17	23	34
82	4	32	36	46
47	4	20	24	12
193	14	69	83	92
676	46	198	244	467

GP	G	A	PTS	PIM
7	1	2	3	8
13	2	3	5	35
6	2	3	5	15
7	0	5	5	16
6	0	3	3	2
7	0	2	2	10
5	0	2	2	2
5	0	1	1	2
6	1	1	2	6
-	-	-	-	-
6	0	2	2	2
19	1	5	6	6
5	0	3	3	6
4	1	1	2	8
28	2	9	11	20
56	3	17	20	38

TEAM	GP	G	A	PTS	PIM
Anaheim	35	3	14	17	20
Boston	7	0	2	2	4
Buffalo	7	0	3	3	8
Calgary	40	3	12	15	16
Carolina	7	0	0	0	2
Chicago	51	5	21	26	72
Colorado	38	1	12	13	24
Columbus	52	3	17	20	32
Dallas	34	2	11	13	38
Detroit	52	3	12	15	32
Edmonton	37	0	8	8	22
Florida	9	1	3	4	2
Los Angeles	33	2	7	9	22
Minnesota	36	5	10	15	38
Montreal	9	0	3	3	4
Nashville	9	0	5	5	4
New Jersey	7	0	2	2	8
NY Islanders	7	0	1	1	4
NY Rangers	7	0	0	0	4
Ottawa	8	1	1	2	0
Philadelphia	7	0	2	2	6
Phoenix	34	6	7	13	14
Pittsburgh	8	2	5	7	4
St. Louis	52	4	12	16	20
San Jose	35	0	12	12	14
Tampa Bay	7	1	1	2	2
Toronto	8	1	1	2	6
Vancouver	24	1	9	10	31
Washington	7	0	3	3	6
Winnipeg	9	2	2	4	8

Totals 676 46 198 244 467

NHL FIRSTS

First Game: Oct. 9/03 vs ANA
First Goal: Oct. 16/03 vs STL
First Assist: Oct. 16/03 vs STL

STREAKS

Assists: 4 games Three times (latest Nov. 4-11/11: 4 assists)
Points: 6 games Apr. 4-15/13: 2-4-6

HONOURS

Walter Babe Pratt Award: 2013
 NHL YoungStars Game: 2004
 Four Broncos Memorial Trophy: 2002

Bill Hunter Memorial Trophy: 2002
 CHL Defenceman of the Year: 2002
 WHL Player of the Year: 2002

ACQUIRED

Signed as a free agent by Vancouver on July 1, 2010.

PERSONAL

Along with Georges Laraque and officials from the NHLPA and World Vision Canada, Hamhuis visited the Grace Children's Hospital in Haiti in 2010 to donate over \$1 million raised. Alongside wife Sarah, donated \$100,000 to Ronald McDonald House in 2012. Spends his summers in Smithers, BC, partaking in a number of outdoor activities and sports. Names his father as his idol.

CAREER HIGHLIGHTS

2012.13: Collected 24 points (4-20-24) and 12 penalty minutes in 47 games in his third season with the Canucks. Averaged 23.23 TOI per game, ranking second on the Canucks in this category. Led Canucks defencemen in scoring (4-20-24) and ranked tied for 20th in the League amongst defencemen. Ranked second on the team with 63 blocked shots and sixth with 20 takeaways. Received the Walter (Babe) Pratt Trophy as the Canucks most outstanding defenceman, as voted by fans. Registered a career high six-game scoring streak, registering six points (2-4-6) including a shorthanded goal, Apr. 4-15. Scored Vancouver's first goal of the 2012.13 campaign, Jan. 19 vs ANA. **2011.12:** Averaged 23.25 TOI per game, ranking third on the Canucks in this category. Ranked sixth in the League for best plus/minus (+29). Went on a three-game assist streak, Jan. 2-7. Collected three assists in three straight games, Nov. 26-Dec. 1. Established a five-game scoring streak, collecting six points over that span (2-4-6). Nov. 3-11. Led Canucks defencemen in playoff scoring (0-3-3) in five games. **2010.11:** Set a personal best plus/minus (+29), ranking tied for ninth in the League and third on the team. Ranked fourth on the team in blocked shots (89). Ranked third among Canucks defencemen in scoring (6-17-23). Missed 18 games due to injury. Established a career high for most goals in a game (2), Mar. 8 at PHX. Established a three game scoring streak (1-2-3), Nov. 26-Dec. 3. Collected his first point as a Vancouver Canuck (0-1-1), Oct. 13 at ANA. Made his debut in a Canucks uniform, Oct. 9 vs LA. In the postseason, ranked second among Canucks defencemen in average ice time per game (24:50), plus/minus (+5) and blocked shots (38). Collected six points (1-5-6) in 19 playoff games. **2009.10:** Finished third on Nashville in time on ice per game (21:15). Collected an assist for the fourth consecutive game and added four shots, Mar. 7 vs VAN. Finished +2, collecting an assist and four shots, Feb. 9 at NYL. Collected his third multi-point game of the season with two points (1-1-2), Dec. 4 at CHI. Registered two points (1-1-2) and finished +3, Nov. 28 vs FLA. Tallied his first multi-point game of the season, registering two points (0-2-2), Oct. 31 vs DAL. Skated for a season high 27:30 TOI, Oct. 3 at DAL. **2008.09:** Ranked third on the Predators in average ice time with a career high (22:50). Ranked third among club blueliners in points (3-23-26). Tied a career high for shots on goal (135). First on the team and second among NHL defencemen in takeaways (63). One of just five NHL defencemen to score a power play goal, a shorthanded goal and a game-winning goal. Played in his 400th career NHL game, becoming the fourth Nashville draft pick to reach the mark in a Predators uniform, Mar. 31 at CBJ. Scored his first career OT goal, Nov. 14 at ANA. **2007.08:** Led the Predators in average time on ice (22:43), and hits with a personal-best (162). Finished third in points among Nashville defencemen (4-23-27). Notched a point in each of the first five games of the season, a career-high point streak (1-5-6). **2006.07:** Ranked second on the club in hits (121) and third in blocked shots (85). Scored the game-winner, Feb. 3 vs ANA. **2005.06:** Posted career-highs in assists (31), points (7-31-38) and penalty minutes (70) and matched his career-high in goals. Ranked second on Nashville in hits (114) and blocked shots (100). Scored his first career shorthanded goal, Mar. 14 vs VAN. Played for Canada at the 2006 World Championships and led team blueliners in scoring (1-4-5). **2004.05:** Named a Second Team AHL All-Star. Ranked second among AHL defencemen in scoring with 51 points (7-38-51) and tied for third among AHL blueliners in power play goals (8). Led Milwaukee defencemen and ranked second overall on the Admirals in points and assists. **2003.04:** Tied a franchise rookie record by appearing in 80 regular season games. Finished second on the Predators and second among NHL rookies in average ice time (22:08). Tied for second on Nashville and tied for second among League rookies in game-winning goals (4). Tied for second among NHL rookie defencemen in assists (19) and tied for third in points (7-19-26). Became one of two Predators to ever record a five-point game and set a franchise single-game record for points by a rookie recording five points (1-4-5), Mar. 4 at PIT.

INTERNATIONAL

World Championships: 2013, 2009 (silver), 2008 (silver), 2007 (gold), 2006
 World Junior Championships: 2002 (silver), 2001 (bronze)

NHL MILESTONES

100th NHL Game: Nov. 24/05 vs LA
600th NHL Game: Feb. 7/12 at NSH

100th NHL Assist: Feb. 3/09 vs PHX

100th NHL Point: Jan. 5/08 vs MIN
200th NHL Point: Dec. 17/11 at TOR

2012.13 GAME BY GAME

Jan. 19	vs ANA	1-0	1-1	20:27
Jan. 20	vs EDM	0-0	1-1	24:39
Jan. 23	vs CGY	0-1	1-1	23:33
Jan. 25	@ ANA	0-1	1-0	19:27
Jan. 27	@ SJ	0-0	1-0	21:31
Jan. 28	@ LA	0-1	2-0	23:09
Jan. 30	vs COL	0-1	0-0	22:08
Feb. 1	vs CHI	0-0	1-0	27:21
Feb. 4	@ EDM	0-0	2-1	26:30
Feb. 7	@ MIN	0-1	2-2	22:54
Feb. 9	vs CGY	0-0	2-1	21:16
Feb. 12	vs MIN	0-1	1-0	22:06
Feb. 15	vs DAL	0-0	2-0	21:09
Feb. 17	vs STL	0-0	1-1	22:30
Feb. 19	@ CHI	0-1	1-0	23:39
Feb. 21	@ DAL	0-1	0-0	21:35
Feb. 22	@ NSH	0-1	1-1	26:10
Feb. 24	@ DET	0-0	2-1	24:12
Feb. 26	vs PHX	0-0	3-0	22:37
Mar. 2	vs LA	1-1	2-3	21:21
Mar. 3	@ CGY	0-0	3-2	22:55
Mar. 5	vs SJ	0-1	2-2	23:29
Mar. 7	@ CBJ	0-1	1-1	24:50
Mar. 10	@ MIN	0-0	1-1	25:40
Mar. 12	@ CBJ	0-0	3-0	26:09
Mar. 14	vs NSH	0-0	1-2	23:41
Mar. 16	vs DET	0-0	1-1	25:04
Mar. 18	vs MIN	0-0	1-1	22:17
Mar. 19	vs STL	0-1	0-2	21:47
Mar. 21	@ PHX	0-0	2-0	24:50
Mar. 23	@ LA	0-0	0-0	23:11
Mar. 24	@ COL	0-0	3-0	26:43
Mar. 26	vs CBJ	0-0	1-0	24:29
Mar. 28	vs COL	0-1	0-3	22:07
Mar. 30	@ EDM	0-0	0-1	22:04
Apr. 1	@ SJ	0-0	1-1	24:26
Apr. 4	vs EDM	0-1	0-2	21:25
Apr. 6	vs CGY	1-0	1-0	23:12
Apr. 8	vs PHX	1-0	1-1	23:05
Apr. 10	@ CGY	0-1	1-3	23:09
Apr. 13	@ COL	0-1	1-1	22:59
Apr. 15	@ NSH	0-1	2-2	22:52
Apr. 16	@ STL	0-0	1-0	28:33
Apr. 18	@ DAL	0-0	1-0	22:08
Apr. 20	vs DET	0-1	0-1	26:51
Apr. 22	vs CHI	0-1	3-1	24:40
Apr. 25	vs ANA	0-0	1-0	19:00
Apr. 27	@ EDM	DND		

#36

JANNIK
HANSEN

(YAH-nihk HAHN-suhn)

CAREER STATS

MOST GOALS IN A GAME 2

THREE TIMES – LATEST DEC. 6/11 vs COL

MOST ASSISTS IN A GAME 2

NINE TIMES – LATEST LATEST APR. 1/13 at SJ

MOST POINTS IN A GAME 3

MAR. 14/13 vs NSH: 1-2-3

HAT TRICKS 0

GAME-WINNING GOALS 9

LATEST MAR. 14/13 vs NSH

POWER PLAY GOALS 1

APR. 22/13 vs CHI

SHORTHANDED GOALS 2

LATEST JAN. 10/12 at TB

OVERTIME POINTS 0-3-3

SHOOTOUT RECORD 0/1

0 GDG

PENALTY SHOT RECORD 0/1

MAR. 16/13 vs DET, no goal (Howard)



REGULAR SEASON

PLAYOFFS

HANSEN vs NHL

SEASON	CLUB	LEA	GP	G	A	PTS	PIM	GP	G	A	PTS	PIM
2003.04	Rodovre	DEN	35	12	7	19	48	–	–	–	–	–
2004.05	Rodovre	DEN	32	17	17	34	40	5	3	1	4	24
2005.06	Portland	WHL	64	24	40	64	67	12	7	6	13	16
2006.07	Vancouver	NHL	–	–	–	–	–	10	0	1	1	4
	Manitoba	AHL	72	12	22	34	38	6	0	0	0	2
2007.08	Vancouver	NHL	5	0	0	0	2	–	–	–	–	–
	Manitoba	AHL	50	21	22	43	22	6	2	2	4	0
2008.09	Vancouver	NHL	55	6	15	21	37	2	0	0	0	0
	Manitoba	AHL	2	1	0	1	2	–	–	–	–	–
2009.10	Vancouver	NHL	47	9	6	15	18	12	1	2	3	4
	Manitoba	AHL	5	0	2	2	5	–	–	–	–	–
2010.11	Vancouver	NHL	82	9	20	29	32	25	3	6	9	18
2011.12	Vancouver	NHL	82	16	23	39	34	5	1	0	1	14
2012.13	Vancouver	NHL	47	10	17	27	8	4	0	0	0	2
VANCOUVER/NHL TOTALS			318	50	81	131	131	58	5	9	14	42

TEAM	GP	G	A	PTS	PIM
Anaheim	16	3	8	11	8
Boston	3	0	0	0	4
Buffalo	3	0	0	0	0
Calgary	26	3	7	10	14
Carolina	4	1	0	1	4
Chicago	16	4	3	7	6
Colorado	26	6	5	11	6
Columbus	15	0	4	4	6
Dallas	12	0	6	6	4
Detroit	17	2	2	4	2
Edmonton	26	4	7	11	14
Florida	4	1	0	1	0
Los Angeles	15	2	5	7	10
Minnesota	22	5	6	11	8
Montreal	5	0	2	2	0
Nashville	19	3	4	7	8
New Jersey	3	1	0	1	0
NY Islanders	4	0	0	0	0
NY Rangers	3	0	2	2	0
Ottawa	7	0	2	2	0
Philadelphia	4	1	0	1	2
Phoenix	15	1	2	3	8
Pittsburgh	4	1	1	2	17
St. Louis	15	5	1	6	4
San Jose	18	4	6	10	0
Tampa Bay	3	1	0	1	0
Toronto	5	2	3	5	4
Washington	4	0	4	4	0
Winnipeg	4	0	1	1	2

Totals 318 50 81 131 131

NHL FIRSTS

First Game: Apr. 13/07 vs DAL
First Goal: Oct. 16/08 at DET
First Assist: Apr. 15/07 at DAL

STREAKS

Goals: 3 games Dec. 1-6/11: 4 goals
Points: 5 games Dec. 1-10/11: 4-2-6

HONOURS

Fred J. Hume Award (Canucks Unsung Hero): 2013, 2011
 Vancouver Canucks Most Exciting Player: 2013

ACQUIRED

Vancouver's seventh choice, 287th overall in the 2004 NHL Entry Draft.

PERSONAL

Jannik and his wife Karen welcomed twins Lucas and Daniel in March of 2013. Hansen was the first Danish citizen to play and register a point in an NHL playoff game. His father, Brent, is a former member of the Danish national hockey team. Jannik is a soccer fan and roots for the Danish National Team.

CAREER HIGHLIGHTS

2012.13: Appeared in 47 games, collecting 27 points (10-17-27) in his sixth NHL season. Ranked tied for fourth on the team in goal scoring with 10 goals. Ranked second amongst Canucks forwards in average shorthanded time on ice per game (2:10). Was the recipient of the Most Exciting Player Award and the Fred J. Hume Award (Canucks unsung hero), as voted by the fans. Notched his first NHL power play goal, Apr. 22 vs CHI. Played his 300th NHL game, collecting an assist, Mar. 21 at PHX. Collected points in three consecutive games (1-2-3), Mar. 19-23. Registered a career-high three point game (1-2-3), including the game-winner, Mar. 14 vs NSH. Collected a season high goal scoring streak, tying his career best, with three goals in three consecutive games (3-2-5), Mar. 2-5. Had a season high five hits, Feb. 19 at CHI. Scored the game-winning goal, Feb. 12 vs MIN. Collected two assists in a game for the seventh time in his career in the Canucks season opener, Jan. 19 vs ANA. **2011.12:** Established new career season highs in goals (16), assists (23) and points (39). Averaged 14:53 TOI per game. Collected one shorthanded goal and averaged 2:08 TOI per game shorthanded. Established a three-game scoring streak (1-2-3), Apr. 3-7. Notched a game-winning goal and two assists in a three-game scoring streak, Feb. 15-19. Collected four points (2-2-4) in a three game scoring streak, Dec. 17-21. Established a career best five-game scoring streak, registering six points (4-2-6), Dec. 1-10. Collected one goal in five playoff games. **2010.11:** Led all Canucks with 149 hits during his fourth NHL season. Recorded 29 points (19-20-29) and 32 penalty minutes in 82 games played. Set a career high in games played (82) assists (20), points (29) and plus/minus (+13). Registered four multi-point games and tied a career high for most assists in a game (2) three times. Notched two game-winning goals (Dec. 18 and Feb. 15). Collected two assists, tying a career high for most assists in a game, Jan. 14 at WSH. Collected nine points (3-6-9) and registered 39 hits in 25 playoff games. **2009.10:** Recorded 15 points (9-6-15) in 47 games played. Played his 100th career NHL game, Mar. 27 at SJ. Logged a season-high 18:29 of ice time, Mar. 16 vs NYL. Scored game-winning goals in consecutive games, Mar. 7 at NSH and Mar. 9 at COL. Scored first career shorthanded goal, Feb. 11 at FLA. Tied a career high for most points in a game (1-1-2), Nov. 14 at COL. Missed 19 games due to a hand injury, Oct. 1-Nov. 10. **2008.09:** Finished the season with 21 points (6-15-21) and 37 penalty minutes in 55 games with the Canucks. Tied for 25th in points (21) among all rookies in the NHL. Recorded four multi-point games. Registered his first career game-winning goal, Feb. 10/09 at STL. Recorded his first two-goal game Oct. 25/08 vs EDM. Scored his first career goal, Oct. 16/08 at DET. Recorded his first career point (an assist), Oct. 11/08 at CGY. **2007.08:** Appeared in six playoff games for the Manitoba Moose recording four points (2-2-4). **2006.07:** Made his NHL debut during playoffs against Dallas appearing in 10 games recording one point (0-1-1) and four penalty minutes. **2005.06:** Recorded 13 points (7-6-13) in 12 playoff games for Portland of the WHL. Represented Denmark in the 2004, 2006 and 2008 World Championships appearing in a total of 16 games recording six points (4-2-6) and eight penalty minutes.

INTERNATIONAL

World Championships: 2012, 2008, 2006, 2005
 World Junior Championships: 2006 (Div I), 2005 (Div I), 2004 (Div I)

NHL MILESTONES

100th NHL Game: Mar. 27/10 at SJ
300th NHL Game: Mar. 21/13 at PHX
100th NHL Point: Mar. 24/12 at COL

2012.13 GAME BY GAME

Jan. 19	vs ANA	0-2	2/0	19:19
Jan. 20	vs EDM	0-0	1/0	18:42
Jan. 23	vs CGY	0-0	2/0	17:40
Jan. 25	@ ANA	0-0	3/1	14:32
Jan. 27	@ SJ	0-1	2/1	16:38
Jan. 28	@ LA	0-0	0/0	19:21
Jan. 30	vs COL	0-0	4/1	15:39
Feb. 1	vs CHI	0-0	2/-1	18:22
Feb. 4	@ EDM	1-1	4/2	18:14
Feb. 7	@ MIN	1-0	3/1	13:31
Feb. 9	vs CGY	0-0	4/1	17:40
Feb. 12	vs MIN	1-0 (W)	5/1	15:46
Feb. 15	vs DAL	0-0	1/-2	13:43
Feb. 17	vs STL	0-0	0/-2	17:16
Feb. 19	@ CHI	0-0	3/0	19:53
Feb. 21	@ DAL	SUS		
Feb. 22	@ NSH	0-0	2/0	17:09
Feb. 24	@ DET	0-0	2/-2	14:44
Feb. 26	vs PHX	0-0	2/1	15:57
Mar. 2	vs LA	1-1	1/3	16:25
Mar. 3	@ CGY	1-1	1/2	16:52
Mar. 5	vs SJ	1-0	4/1	19:15
Mar. 7	@ CBJ	0-0	4/-1	17:06
Mar. 10	@ MIN	0-0	2/-2	16:14
Mar. 12	@ CBJ	0-1	2/1	18:15
Mar. 14	vs NSH	1-2 (W)	2/2	13:35
Mar. 16	vs DET	0-0	2/1	19:56
Mar. 18	vs MIN	0-0	3/-1	17:52
Mar. 19	vs STL	1-0	5/0	17:25
Mar. 21	@ PHX	0-1	2/2	17:29
Mar. 23	@ LA	0-1	2/1	16:45
Mar. 24	@ COL	0-0	0/1	17:07
Mar. 26	vs CBJ	0-0	4/0	20:25
Mar. 28	vs COL	0-0	1/1	18:02
Mar. 30	@ EDM	0-0	0/0	19:00
Apr. 1	@ SJ	0-2	3/2	20:48
Apr. 4	vs EDM	0-1	0/1	19:43
Apr. 6	vs CGY	0-0	0/0	17:19
Apr. 8	vs PHX	0-0	2/0	19:20
Apr. 10	@ CGY	0-0	0/0	14:24
Apr. 13	@ COL	1-0	4/1	19:44
Apr. 15	@ NSH	0-1	0/1	17:10
Apr. 16	@ STL	0-0	2/-1	21:51
Apr. 18	@ DAL	0-1	3/1	18:56
Apr. 20	vs DET	0-0	0/-1	20:05
Apr. 22	vs CHI	1-0	3/0	18:36
Apr. 25	vs ANA	0-0	2/-1	14:10
Apr. 27	@ EDM	0-1	3/-2	17:09

#20 CHRIS HIGGINS

(KRIHS HIH-gihns)

CAREER STATS

MOST GOALS IN A GAME 3

NOV. 11/08 vs OTT

MOST ASSISTS IN A GAME 3

MAR. 22/07 at BOS

MOST POINTS IN A GAME 4

MAR. 22/07 at BOS: 1-3-4

HAT TRICKS 1

Nov. 11/08 vs OTT

GAME-WINNING GOALS 18

LATEST FEB. 7/13 at MIN

POWER PLAY GOALS 31

LATEST OCT. 29/11 vs WSH

SHORTHANDED GOALS 9

LATEST MAR. 28/12 vs COL

OVERTIME POINTS 3-1-4

SHOOTOUT RECORD 3/13

0 GDG

PENALTY SHOT RECORD 0/2

LATEST APR. 6/09 vs OTT, no goal (Auld)



REGULAR SEASON

PLAYOFFS

HIGGINS vs NHL

SEASON	CLUB	LEA	GP	G	A	PTS	PIM	GP	G	A	PTS	PIM	TEAM	GP	G	A	PTS	PIM
2001.02	Yale University	NCAA	27	14	17	31	32	-	-	-	-	-	Anaheim	12	1	3	4	0
2002.03	Yale University	NCAA	28	20	21	41	41	-	-	-	-	-	Boston	34	6	9	15	12
2003.04	Montreal	NHL	2	0	0	0	0	-	-	-	-	-	Buffalo	31	12	6	18	10
	Hamilton	AHL	67	21	27	48	18	10	3	2	5	0	Calgary	17	4	5	9	8
2004.05	Hamilton	AHL	76	28	23	51	33	4	3	3	6	4	Carolina	23	3	3	6	14
2005.06	Montreal	NHL	80	23	15	38	26	6	1	3	4	0	Chicago	11	3	1	4	8
2006.07	Montreal	NHL	61	22	16	38	26	-	-	-	-	-	Colorado	12	5	3	8	2
2007.08	Montreal	NHL	82	27	25	52	22	12	3	2	5	2	Columbus	12	3	8	11	6
2008.09	Montreal	NHL	57	12	11	23	22	4	2	0	2	2	Dallas	12	4	4	8	4
2009.10	NY Rangers	NHL	55	6	8	14	32	-	-	-	-	-	Detroit	12	5	1	6	2
	Calgary	NHL	12	2	1	3	0	-	-	-	-	-	Edmonton	18	4	6	10	2
2010.11	Vancouver	NHL	14	2	3	5	6	25	4	4	8	2	Florida	16	2	4	6	2
	Florida	NHL	48	11	12	23	10	-	-	-	-	-	Los Angeles	11	2	1	3	4
2011.12	Vancouver	NHL	71	18	26	44	16	5	0	0	0	2	Minnesota	16	3	1	4	6
2012.13	Vancouver	NHL	41	10	5	15	10	4	0	0	0	0	Montreal	7	0	3	3	4
VANCOUVER TOTALS			126	30	34	64	32	34	4	4	8	4	Nashville	7	2	1	3	0
NHL TOTALS			523	133	122	255	170	56	10	9	19	8	New Jersey	19	5	5	10	4
													NY Islanders	23	8	5	13	4
													NY Rangers	18	2	3	5	6
													Ottawa	37	14	4	18	20
													Philadelphia	20	7	1	8	6
													Phoenix	10	0	5	5	0
													Pittsburgh	22	6	4	10	0
													St. Louis	11	2	1	3	2
													San Jose	12	3	4	7	4
													Tampa Bay	19	6	4	10	4
													Toronto	34	9	15	24	12
													Vancouver	6	1	2	3	4
													Washington	18	7	2	9	10
													Winnipeg	23	4	8	12	10

Totals 523 133 122 255 170

NHL FIRSTS

First Game: Oct. 11/03 at TOR
First Goal: Oct. 6/05 at NYR
First Assist: Oct. 8/05 at TOR

STREAKS

Goals: 4 games Apr. 4-10/06: 4 goals
Assists: 5 games Mar. 6-17/12: 5 assists
Points: 5 games Four times (latest Mar. 6-17/12: 1-5-6)

HONOURS

Fred J. Hume Award "Unsung Hero": 2012
 Hamilton Bulldogs Player of the Year: 2005
 Eastern Collegiate Athletic Conference (ECAC) Co-Player of the Year: 2003
 NCAA First Team All-American: 2003
 Hobey Baker Award Finalist: 2003
 ECAC Rookie of the Year: 2002

ACQUIRED

Acquired by Vancouver from Florida in exchange for Evan Oberg and a 2013 third round draft selection February 28, 2011.

PERSONAL

Attended Yale University with an academic focus in Political Science...In addition to hockey, played soccer growing up...Names Patrick Roy as his favourite player...Enjoys watching movies...Is one of five siblings...His father, Robert, is a New York City firefighter and his younger brother is a New York City Police Officer.

CAREER HIGHLIGHTS

2012.13: Appeared in 41 games, recording 15 points in his third season with the Canucks...Ranked tied for fourth for goals on the team with 10...Ranked first on the team for most takeaways with 36...Had a season high seven shots on goal, Apr. 8 vs PHX...Registered a goal and six shots, Apr. 4 vs EDM...Collected two points (1-1-2)...two block shots, was +2 and had four shots on goal, Apr. 1 at SJ...Registered his 250th career point with a goal, Mar. 10 at MIN...Achieved a four-game scoring streak, collecting four points (3-1-4), Feb. 24-Mar. 3...Scored a goal in his 500th NHL game, Feb. 24 at DET...Scored the game-winning goal, Feb. 7 at MIN. **2011.12:** Established a career high for most assists in a season (26)...Ranked first on the Canucks for most takeaways (50)...Missed 11 games due to injury/illness...Won the Mike's Cup Three Stars for the month of March...Recorded six points (1-5-6) in five straight games, Mar. 6-17...Established a three-game scoring streak (1-3-4), Dec. 13-17...Collected six points, including a game-winning goal, over the span of four straight games, Nov. 26-Dec. 4...Won the Mike's Cup Three Stars for the month of October. **2010.11:** Split the season between the Vancouver Canucks and Florida Panthers, collecting a total of 28 points (13-15-28) in 62 games...Set a personal season high for best plus/minus (+5)...Recorded five multi-point games...Set a season high for most points in a game (2-1-3), Mar. 27 at CBJ...Debuted with the Canucks, Mar. 10 at SJ...Established a four-game scoring streak (3-2-5), Dec. 31-Jan. 5...Played in 25 playoff games and collected a career high eight points (4-4-8)...Notched two series-opening goals which were also game-winners during the playoffs...Ranked third among Canucks forwards in hits with 70 during the postseason. **2009.10:** Completed his sixth NHL season, playing in 55 games for the New York Rangers before being traded to Calgary...Totalled 17 points (8-9-17) in 67 games...Was traded to Calgary on Feb. 2, 2010...Had season high three-game point streak from Dec. 5-9 (1-2-3)...Scored game-winning goal for Rangers Jan. 4 vs BOS. **2008.09:** Tied for second on the team with two shorthanded goals and sixth with 151 shots...Led the Canadiens in goals (five) and shots (40) during the month of November...Tallied his first career hat trick on Nov. 11 vs OTT...Recorded a season-high four-game scoring streak from Nov. 1-11, registering six points (4-2-6) over the span...Tied for the team lead in playoff goals (two) and tied for third in playoff points (two) in four postseason contests. **2007.08:** Established career highs in games played (82), goals (27), assists (25), points (52), power play goals (12), game-winning goals (five) and shots (241)...Led Montreal in shots, tied for second in power play goals and game-winning goals and ranked third in goals...Led Montreal with 241 shots...Was one of three Montreal players to skate in all 82 regular season games...Surpassed the 20 goal mark for the third consecutive season. **2006.07:** Led Montreal in shorthanded goals (three) and goals scored on the road (13)...Ranked third on Montreal in goals (22)...Recorded three multi-goal games...Registered four points (1-3-4) on Mar. 22 at Boston. **2005.06:** Led Montreal in shorthanded goals (three) and shooting percentage (15.5%). **2004.05:** Led Hamilton (AHL) in shorthanded goals (four) and goals scored on the road (13)...Was named the Hamilton Bulldogs Player of the Year...Also led the Bulldogs with three playoff goals. **2003.04:** Made NHL debut Oct. 11 at TOR...Tied for Hamilton team lead in playoff goals (three)...Scored 21 goals and 48 points in 67 games in first pro season with Hamilton. **2002.03:** Named Eastern Collegiate Athletic Conference (ECAC) Co-Player of the Year...Earned NCAA First Team All-American honors...Was a finalist for the Hobey Baker Award, given to the top player in college hockey...Led Yale in goals (20) and points (41) and finished second on the team in assists (21). **2001.02:** Selected as ECAC Rookie of the Year.

INTERNATIONAL

World Championships: 2009
 World Juniors Championships: 2003, 2002

NHL MILESTONES

100th NHL Game: Dec. 27/06 at WSH
500th NHL Game: Feb. 24/13 at DET
100th NHL Goal: Jan. 5/11 vs ATL

100th NHL Assist: Dec. 4/11 vs CGY
100th NHL Point: Dec. 20/07 vs WSH
200th NHL Point: Oct. 15/11 at EDM

2012.13 GAME BY GAME

Jan. 19	vs ANA	0-1	3/0	15:11
Jan. 20	vs EDM	0-0	1/0	16:00
Jan. 23	vs CGY	0-0	1/0	15:18
Jan. 25	@ ANA	0-0	1/0	15:28
Jan. 27	@ SJ	0-0	0/1	12:43
Jan. 28	@ LA	0-1	5/0	17:56
Jan. 30	vs COL	0-0	1/1	13:44
Feb. 1	vs CHI	0-0	1/1	18:05
Feb. 4	@ EDM	0-1	3/0	13:23
Feb. 7	@ MIN	1-0 (W)	1/1	15:47
Feb. 9	vs CGY	1-0	3/0	15:32
Feb. 12	vs MIN	0-0	2/0	14:52
Feb. 15	vs DAL	1-0	1/1	16:38
Feb. 17	vs STL	0-0	1/1	15:24
Feb. 19	@ CHI	0-0	0/-1	13:28
Feb. 21	@ DAL	0-0	1/1	16:32
Feb. 22	@ NSH	0-0	3/0	17:07
Feb. 24	@ DET	1-0	2/-1	15:07
Feb. 26	vs PHX	0-1	5/1	16:49
Mar. 2	vs LA	1-0	1/1	17:06
Mar. 3	@ CGY	1-0	1/2	16:00
Mar. 5	vs SJ	0-0	3/1	18:03
Mar. 7	@ CBJ	0-0	0/-1	17:00
Mar. 10	@ MIN	1-0	3/0	16:26
Mar. 12	@ CBJ	0-0	1/0	20:28
Mar. 14	vs NSH	0-0	0/-1	17:05
Mar. 16	vs DET	0-0	1/-3	18:15
Mar. 18	vs MIN	0-0	1/-1	16:09
Mar. 19	vs STL	0-0	0/-2	16:10
Mar. 21	@ PHX	INJ		
Mar. 23	@ LA	0-0	0/0	17:05
Mar. 24	@ COL	0-0	1/-1	20:25
Mar. 26	vs CBJ	0-0	1/0	15:53
Mar. 28	vs COL	1-0	1/1	17:25
Mar. 30	@ EDM	0-0	1/-1	15:55
Apr. 1	@ SJ	1-1	4/2	19:13
Apr. 4	vs EDM	1-0	6/1	19:11
Apr. 6	vs CGY	0-0	1/1	16:46
Apr. 8	vs PHX	0-0	7/0	18:10
Apr. 10	@ CGY	INJ		
Apr. 13	@ COL	INJ		
Apr. 15	@ NSH	INJ		
Apr. 16	@ STL	INJ		
Apr. 18	@ DAL	INJ		
Apr. 20	vs DET	INJ		
Apr. 22	vs CHI	0-0	2/0	14:37
Apr. 25	vs ANA	0-0	4/0	14:03
Apr. 27	@ EDM	0-0	3/-1	16:34

#9 ZACK KASSIAN

(ZAK KA-see-uhn)

CAREER STATS

MOST GOALS IN A GAME 1

11 TIMES – LATEST APR. 22/13 vs CHI

MOST ASSISTS IN A GAME 1

10 TIMES – LATEST APR. 27/13 at EDM

MOST POINTS IN A GAME 2

TWICE – LATEST MAR. 3/12 vs BUF: 1-1-2

HAT TRICKS 0

GAME-WINNING GOALS 1

APR. 22/13 vs CHI

POWER PLAY GOALS 2

LATEST JAN. 30/13 vs COL

SHORTHANDED GOALS 0

OVERTIME POINTS 0-0-0

SHOOTOUT RECORD 1/3

1 GDG

PENALTY SHOT RECORD 0/1

MAR. 6/12 vs DAL, no goal (Bachman)



REGULAR SEASON

PLAYOFFS

KASSIAN vs NHL

SEASON	CLUB	LEA	GP	G	A	PTS	PIM	GP	G	A	PTS	PIM
2007.08	Peterborough	OHL	58	9	12	21	74	5	1	0	1	2
2008.09	Peterborough	OHL	61	24	39	63	136	4	0	2	2	8
2009.10	Windsor	OHL	5	4	0	4	23	19	7	9	16	3
	Peterborough	OHL	33	8	19	27	58	–	–	–	–	–
2010.11	Portland	AHL	–	–	–	–	–	3	0	0	0	2
	Windsor	OHL	56	26	51	77	67	16	6	10	16	37
2011.12	Vancouver	NHL	17	1	2	3	31	4	0	0	0	2
	Buffalo	NHL	27	3	4	7	20	–	–	–	–	–
	Rochester	AHL	30	15	11	26	31	–	–	–	–	–
2012.13	Vancouver	NHL	39	7	4	11	51	4	0	0	0	4
	Chicago	AHL	29	8	13	21	61	–	–	–	–	–
VANCOUVER TOTALS			56	8	6	14	82	8	0	0	0	6
NHL TOTALS			83	11	10	21	102	8	0	0	0	6

TEAM	GP	G	A	PTS	PIM
Anaheim	4	1	0	1	0
Boston	1	0	0	0	0
Buffalo	1	1	1	2	0
Calgary	6	1	0	1	7
Carolina	1	0	0	0	0
Chicago	4	1	1	2	12
Colorado	4	1	0	1	0
Columbus	4	0	1	1	2
Dallas	6	0	2	2	7
Detroit	3	0	0	0	6
Edmonton	5	2	1	3	5
Florida	1	0	0	0	0
Los Angeles	3	1	0	1	0
Minnesota	4	0	1	1	0
Montreal	2	0	0	0	15
Nashville	4	1	0	1	14
New Jersey	2	0	0	0	2
NY Islanders	2	0	0	0	7
NY Rangers	3	0	0	0	2
Ottawa	2	0	0	0	0
Philadelphia	2	1	1	2	5
Phoenix	4	0	0	0	2
Pittsburgh	2	0	1	1	0
St. Louis	4	0	0	0	7
San Jose	2	0	0	0	5
Tampa Bay	1	0	0	0	2
Toronto	2	0	1	1	0
Washington	3	1	0	1	2
Winnipeg	1	0	0	0	0
Totals	83	11	10	21	102

NHL FIRSTS

First Game: Nov. 25/11 at CBJ
First Goal: Nov. 26/11 vs WSH
First Assist: Nov. 25/11 at CBJ

STREAKS

Goals: 3 games Jan. 20-25/13: 3 goals
Points: 3 games Twice (latest Jan. 28-Feb. 1/13: 2-1-3)

ACQUIRED

Acquired by Vancouver from Buffalo in exchange for Cody Hodgson, February 27, 2012.

PERSONAL

Lists his favourite hockey memory as winning the Memorial Cup as a member of the Windsor Spitfires (CHL). Enjoyed playing a number of sports while growing up, including basketball, volleyball, soccer and track and field...Names Cam Neely and Todd Bertuzzi as his hockey idols growing up...Spends his off-season in Windsor, Ontario.

CAREER HIGHLIGHTS

2012.13: Appeared in 39 games, collecting 11 points (7-4-11) in his second season with the Canucks and collected 21 points (8-13-21) in 29 games with the Chicago Wolves...Established career highs in games played (39), goals (7) and points (11) in his second NHL season...Ranked fourth on the team in hits with 70 and third in penalty minutes (51)...Notched his first career game-winning goal, Apr. 22 vs CHI...Logged a season high 14 penalty minutes and added two hits, Apr. 15 at NSH...Scored a goal and added five hits, Apr. 4 vs EDM...Registered a three-game point streak with (3-0-3), Jan. 20-25...Played his 50th career NHL game Jan. 28 at LA, logging a career high 19:20 of time on ice...Scored his first NHL power play goal, Jan. 25 vs ANA...Scored in regulation then added his first shootout tally, the game-deciding goal, Jan. 23 vs CGY. **2011.12:** Appeared in 44 games, collecting 10 points (4-6-10) and 51 penalty minutes...Split the season with Vancouver (1-2-3 in 17 games played) and the Buffalo Sabres (3-4-7 in 27 games played)...Recorded 79 hits...Registered first multi-point game with Vancouver, collecting two points (1-1-2) and adding seven hits, Mar. 3 vs BUF...Made his Canucks debut, registering five hits in 12:27 TOI, Feb. 28 at PHX...Acquired by Vancouver from Buffalo Feb. 27...Recorded his first multi-point game, collecting a goal and an assist, Dec. 7 vs PHI...Notched his first NHL goal, Nov. 26 vs WSH...Collected his first NHL point, an assist, in his NHL debut, Nov. 25 at CBJ...Collected 26 points (15-11-26) and 31 PIMs in 30 games played with the Rochester Americans (AHL)...Made his NHL playoff debut, playing four games. **2010.11:** Appeared in first career AHL game in Game 3 of the Atlantic Division Finals at Binghamton, Apr. 30...Represented Canada at the 2011 IIHF World Junior Hockey Championships held in Buffalo, NY; compiled three points (2-1) and 27 penalty minutes in five games. **2009.10:** Recorded 27 points in 33 regular season games for Peterborough before being traded to Windsor...Helped Windsor reach the 2010 Memorial Cup with 16 points (7-9) in 19 playoff games. **2008.09:** Participated in the Canadian Hockey League Top Prospects Game...Represented Peterborough at the 2009 OHL All-Star Classic. **2007.08:** Netted first OHL goal vs Erie, Oct. 11...Collected two assists in his OHL debut vs Sudbury, Sept. 20.

2012.13 GAME BY GAME

Jan. 19	vs ANA	0-0	0/-1	11:20
Jan. 20	vs EDM	1-0	4/1	12:42
Jan. 23	vs CGY	1-0	3/0	19:14
Jan. 25	@ ANA	1-0	2/0	16:47
Jan. 27	@ SJ	0-0	3/-1	14:42
Jan. 28	@ LA	1-0	2/1	19:20
Jan. 30	vs COL	1-0	1/0	17:37
Feb. 1	vs CHI	0-1	2/1	19:02
Feb. 4	@ EDM	0-0	2/0	13:30
Feb. 7	@ MIN	0-0	1/1	16:01
Feb. 9	vs CGY	0-0	1/0	15:33
Feb. 12	vs MIN	0-1	1/0	15:38
Feb. 15	vs DAL	0-0	1/-1	16:52
Feb. 17	vs STL	0-0	0/-1	11:03
Feb. 19	@ CHI	0-0	2/-1	10:04
Feb. 21	@ DAL	0-1	0/0	9:08
Feb. 22	@ NSH	0-0	0/1	11:49
Feb. 24	@ DET	0-0	2/-2	14:47
Feb. 26	vs PHX	0-0	0/-2	6:52
Mar. 2	vs LA	0-0	1/0	13:31
Mar. 3	@ CGY	0-0	2/0	14:24
Mar. 5	vs SJ	0-0	1/0	12:17
Mar. 7	@ CBJ	0-0	2/0	16:05
Mar. 10	@ MIN	0-0	2/0	15:22
Mar. 12	@ CBJ	0-0	0/-1	15:01
Mar. 14	vs NSH	0-0	1/-2	11:44
Mar. 16	vs DET	INJ		
Mar. 18	vs MIN	INJ		
Mar. 19	vs STL	0-0	1/0	2:48
Mar. 21	@ PHX	INJ		
Mar. 23	@ LA	INJ		
Mar. 24	@ COL	INJ		
Mar. 26	vs CBJ	INJ		
Mar. 28	vs COL	INJ		
Mar. 30	@ EDM	DND		
Apr. 1	@ SJ	MIN		
Apr. 4	vs EDM	1-0	3/1	15:36
Apr. 6	vs CGY	0-0	0/0	13:10
Apr. 8	vs PHX	0-0	1/1	12:57
Apr. 10	@ CGY	0-0	0/0	13:53
Apr. 13	@ COL	0-0	1/0	12:39
Apr. 15	@ NSH	0-0	1/0	12:18
Apr. 16	@ STL	0-0	0/0	12:04
Apr. 18	@ DAL	0-0	2/-2	9:10
Apr. 20	vs DET	0-0	0/0	13:19
Apr. 22	vs CHI	1-0 (W)	2/0	8:44
Apr. 25	vs ANA	0-0	0/0	13:23
Apr. 27	@ EDM	0-1	2/0	15:18

#17 RYAN KESLER

(RIGH-uhn KESS-luhr)

CAREER STATS

MOST GOALS IN A GAME 3

THREE TIMES – LATEST APR. 7/11 vs MIN

MOST ASSISTS IN A GAME 3

SEVEN TIMES – LATEST DEC. 4/11 vs CGY

MOST POINTS IN A GAME 3

17 TIMES – LATEST DEC. 10/11 at OTT: 2-1-3

HAT TRICKS 3

LATEST APR. 7/11 vs MIN

GAME-WINNING GOALS 20

LATEST APR. 8/13 vs PHX

POWER PLAY GOALS 52

LATEST APR. 15/13 at NSH

SHORTHANDED GOALS 9

LATEST MAR. 8/12 vs WPG

OVERTIME POINTS 2-5-7

SHOOTOUT RECORD 10/38

3 GDG

PENALTY SHOT RECORD 0/0



REGULAR SEASON

PLAYOFFS

KESLER vs NHL

SEASON	CLUB	LEA	GP	G	A	PTS	PIM	GP	G	A	PTS	PIM
2000.01	USA U-18	USDP	26	8	20	28	24	-	-	-	-	-
2001.02	USA U-18	USDP	46	11	33	44	23	-	-	-	-	-
2002.03	Ohio State	NCAA	40	11	20	31	44	-	-	-	-	-
2003.04	Vancouver	NHL	28	2	3	5	16	-	-	-	-	-
	Manitoba	AHL	33	3	8	11	29	-	-	-	-	-
2004.05	Manitoba	AHL	78	30	27	57	105	14	4	5	9	8
2005.06	Vancouver	NHL	82	10	13	23	79	-	-	-	-	-
2006.07	Vancouver	NHL	48	6	10	16	40	1	0	0	0	0
2007.08	Vancouver	NHL	80	21	16	37	79	-	-	-	-	-
2008.09	Vancouver	NHL	82	26	33	59	61	10	2	2	4	14
2009.10	Vancouver	NHL	82	25	50	75	104	12	1	9	10	4
2010.11	Vancouver	NHL	82	41	32	73	66	25	7	12	19	47
2011.12	Vancouver	NHL	77	22	27	49	56	5	0	3	3	6
2012.13	Vancouver	NHL	17	4	9	13	12	4	2	0	2	0
VANCOUVER/NHL TOTALS			578	157	193	350	513	57	12	26	38	71

TEAM	GP	G	A	PTS	PIM
Anaheim	28	11	7	18	17
Boston	6	2	1	3	6
Buffalo	6	1	2	3	6
Calgary	49	12	20	32	41
Carolina	6	2	3	5	2
Chicago	30	7	6	13	37
Colorado	45	11	14	25	48
Columbus	26	8	12	20	28
Dallas	33	10	9	19	20
Detroit	28	7	13	20	16
Edmonton	46	8	23	31	37
Florida	6	2	1	3	11
Los Angeles	25	6	7	13	20
Minnesota	47	20	7	27	42
Montreal	11	5	7	12	6
Nashville	31	6	5	11	22
New Jersey	7	2	3	5	10
NY Islanders	7	1	1	2	4
NY Rangers	7	1	4	5	12
Ottawa	12	5	4	9	2
Philadelphia	5	3	1	4	2
Phoenix	28	7	12	19	37
Pittsburgh	6	2	0	2	6
St. Louis	28	6	9	15	28
San Jose	25	4	8	12	35
Tampa Bay	6	2	2	4	4
Toronto	11	4	5	9	8
Washington	7	1	5	6	2
Winnipeg	6	1	2	3	4

Totals 578 157 193 350 513

NHL FIRSTS

First Game: Nov. 24/03 at TOR
First Goal: Nov. 29/03 at CGY
First Assist: Nov. 25/03 at MTL

STREAKS

Goals: 5 games Jan. 31-Feb. 9/12: 5 goals
Assists: 5 games Dec. 31/09 – Jan. 9/10: 6 assists
Points: 13 games Feb. 6 – Mar. 14/10: 6-9-15

HONOURS

Frank J. Selke Trophy: 2011
 Canucks Most Exciting Player Award: 2011
 NHL All-Star Game: 2011
 Cyclone Taylor Trophy (Team MVP): 2009
 CCHA All-Rookie Team: 2003 (Honourable Mention)

ACQUIRED

Vancouver's first choice, 23rd overall, in the 2003 NHL Entry Draft.

PERSONAL

Ryan and wife Andrea live in Vancouver during the season with their daughters Makayla and Kinsley and son Ryker. Lists favourite television show as *Seinfeld*. Enjoys playing golf. Oldest piece of hockey equipment is his shoulder pads, which he has had for eight years. Lists his dad and Mike Modano as his mentors.

CAREER HIGHLIGHTS

2012.13: Appeared in 17 games, collecting 13 points (4-9-13) and 12 penalty minutes. Ranks 15th overall and third among active Canucks on Vancouver's all-time scoring list with 350 points (157-193-350). Moved into 20th on the franchise scoring list for assists, registering his 191st assist and passing Greg Adams (190), Apr. 13 at COL. Collected five points (2-3-5) in three consecutive games, Apr. 10-15. Returned to the lineup after missing 20 games due to injury, recording his 20th career game-winning goal to tie Sami Salo and Stan Smyl in 11th on the franchise GWG scoring list, Apr. 8 vs PHX. Notched his first goal of the season on the power play and played a season high 22:49, Feb. 17 vs STL. Returned to the lineup after missing 12 games due to injury, notching his first point of the season (0-1-1), collecting a season high four hits and going 9-3 in the face-off circle, Feb. 15 vs DAL. **2011.12:** Ranked third on the team in power play time (3:28) and eighth in shorthanded time (2:00) per game. Moved into 10th in franchise history for power play goals scored (50), surpassing Thomas Gradin, Mar. 14 vs PHX. Had a five-goal scoring streak, Jan. 31-Feb. 9. Amassed seven points in seven straight games (6-1-7), Jan. 21-Feb. 9. Tied a career high for most assists in a game (3), Dec. 4 vs CGY. Established a five-game scoring streak, collecting seven points (3-4-7), Nov. 20-29. Tied for second on the team in playoff scoring (0-3-3) in five games. **2010.11:** Set personal season highs in goals (41) and plus/minus (+24). Tied for fourth in the League in goals (41), fourth in power play goals (15) and tied for 10th in shorthanded goals (3). Collected three hat tricks this season, tied for third in the League for most hat tricks. Ranked second on the team and tied for sixth in the League in winning face-off percentage (57.4%). Notched 20+ goals in a season for the fourth consecutive year. Named as an Alternate Captain for the 2011 NHL All-Star Game in his first NHL All-Star Game appearance. Named as an Alternate Captain prior to the season. Ranked third in the League in hits (78) during playoffs. Led all Canucks forwards in average time on ice during the playoffs (22:34). Finished first overall on the Canucks in face-off winning percentage in the postseason (54.1%) and 13th in the League. **2009.10:** Posted career highs in assists (50), points (75) and penalty minutes (104). Finished first overall on the Canucks in face-off winning percentage (55.1%) and tied for 12th in the League. Finished first overall on the Canucks and tied for 13th in the NHL in power play goals with 12. Notched 20+ goals in a season for the third consecutive year. Established a 13-game scoring streak, the fifth longest during the season, recording 15 points (6-9-15), Feb. 6-Mar. 14. Won a silver medal and collected two goals in six games with Team USA at the 2010 Winter Olympic Games. Won the Molson Cup for the month of November. **2008.09:** Set career highs for goals (26), power play goals (10), assists (33) and points (59) in a season. Nominated for the Frank J. Selke trophy. Ranked 16th in the League for the best face-off percentage (54.0%). Recorded multiple three-point games for the first time in his career (Feb. 3 vs CAR, Feb. 7 vs CHI, Mar. 15 vs COL). Registered eight points (2-6-8) in five consecutive games, Mar. 11-19. Recorded five points (1-4-5) in four consecutive games, Feb. 27-Mar. 7. Tallied 10 points (6-4-10) in four consecutive games, Jan. 31-Feb. 10. Won the Molson Cup for the month of December after being named one of the three stars on four occasions. Tallied six points (2-4-6) in five consecutive games, Oct. 16-25. **2007.08:** Recorded 37 points (21-16-37). Finished fourth in team scoring (37 PTS) and third in goals (21). Tied a career high for most penalty minutes (79) in a season. Won a season high 89% of face-offs (16-18), Jan. 19 vs LA. **2006.07:** Made his NHL playoff debut, recording two shots and logging 27:51 of ice-time, Apr. 11 vs DAL. **2005.06:** Set career highs in goals (10), assists (13), points (23) and games played (82) and led the team in hits and blocked shots with 136 and 51, respectively. Named first star after extending his point streak to three games with the game-winning goal, Feb. 3 at CGY. **2004.05:** Set career highs in goals (30), assists (27) and points (57) with Manitoba. Played the highest number of games in his professional career (78). **2003.04:** In his first professional season, played 33 games and scored 11 points (3-8-11) for Manitoba (AHL) and 28 games for Vancouver, registering five points (2-3-5).

INTERNATIONAL

Olympics: 2010 (silver)
 World Championships: 2006
 World Junior Championship: 2004 (gold), 2003
 World Under-18 Championship: 2002 (gold)

NHL MILESTONES

100th NHL Game: Mar. 25/06 vs EDM
500th NHL Game: Nov. 23/11 at COL

100th NHL Point: Dec. 22/08 vs ANA
300th NHL Point: Nov. 26/11 at SJ

100th NHL Goal: Nov. 24/10 vs COL

100th NHL Assist: Jan. 2/10 at DAL

2012.13 GAME BY GAME

Jan. 19	vs ANA	INJ		
Jan. 20	vs EDM	INJ		
Jan. 23	vs CGY	INJ		
Jan. 25	@ ANA	INJ		
Jan. 27	@ SJ	INJ		
Jan. 28	@ LA	INJ		
Jan. 30	vs COL	INJ		
Feb. 1	vs CHI	INJ		
Feb. 4	@ EDM	INJ		
Feb. 7	@ MIN	INJ		
Feb. 9	vs CGY	INJ		
Feb. 12	vs MIN	INJ		
Feb. 15	vs DAL	0-1	4/-1	17:27
Feb. 17	vs STL	1-0	2/-2	22:49
Feb. 19	@ CHI	0-0	5/1	21:08
Feb. 21	@ DAL	0-2	2/-1	19:39
Feb. 22	@ NSH	0-0	0/0	18:13
Feb. 24	@ DET	0-0	0/-1	16:36
Feb. 26	vs PHX	0-1	2/0	19:07
Mar. 2	vs LA	INJ		
Mar. 3	@ CGY	INJ		
Mar. 5	vs SJ	INJ		
Mar. 7	@ CBJ	INJ		
Mar. 10	@ MIN	INJ		
Mar. 12	@ CBJ	INJ		
Mar. 14	vs NSH	INJ		
Mar. 16	vs DET	INJ		
Mar. 18	vs MIN	INJ		
Mar. 19	vs STL	INJ		
Mar. 21	@ PHX	INJ		
Mar. 23	@ LA	INJ		
Mar. 24	@ COL	INJ		
Mar. 26	vs CBJ	INJ		
Mar. 28	vs COL	INJ		
Mar. 30	@ EDM	INJ		
Apr. 1	@ SJ	INJ		
Apr. 4	vs EDM	INJ		
Apr. 6	vs CGY	INJ		
Apr. 8	vs PHX	1-0 (W)	4/1	15:51
Apr. 10	@ CGY	0-2	2/0	17:46
Apr. 13	@ COL	0-1	1/-2	18:05
Apr. 15	@ NSH	2-0	2/1	18:07
Apr. 16	@ STL	0-0	2/0	22:51
Apr. 18	@ DAL	0-1	1/1	19:01
Apr. 20	vs DET	0-0	2/0	21:39
Apr. 22	vs CHI	0-0	3/0	19:00
Apr. 25	vs ANA	0-1	2/-1	19:42
Apr. 27	@ EDM	0-0	2/-1	15:29

#31

EDDIE

LACK

(EH-dee LAK)

CAREER STATS

MOST SHOTS FACED **N/A**

MOST SAVES IN A GAME **N/A**

SHOOTOUT RECORD **N/A**

PENALTY SHOT RECORD **N/A**



REGULAR SEASON

PLAYOFFS

SEASON	CLUB	LEA	GPI	W	L	T/OT	MIN	GA	SO	GAA	PCT	GPI	W	L	MIN	GA	SO	GAA	PCT
2004.05	Djurgarden U18	SWE-U18	9	-	-	-	527	21	1	2.39	.905	3	-	-	140	6	0	2.57	.923
	Djurgarden Jr.	SWE-JR	1	-	-	-	60	6	0	6.00	.872	-	-	-	-	-	-	-	-
2005.06	Djurgarden Jr.	SWE-JR	23	-	-	-	1,400	49	3	2.10	.917	-	-	-	-	-	-	-	-
2006.07	Leksands IF Jr.	SWE-JR	30	-	-	-	1,782	85	0	2.86	.919	-	-	-	-	-	-	-	-
	Leksands IF	SWE-2	3	-	-	-	137	7	0	3.06	-	-	-	-	-	-	-	-	-
2007.08	Leksands IF Jr.	SWE-JR	18	-	-	-	1,077	47	4	2.62	.912	3	-	-	179	8	0	2.68	.925
	Leksands IF	SWE-2	26	-	-	-	1,530	50	4	1.96	-	-	-	-	-	-	-	-	-
2008.09	Leksands IF Jr.	SWE-JR	2	-	-	-	120	4	1	2.00	.900	-	-	-	-	-	-	-	-
	Leksands IF	SWE-2	38	-	-	-	2,260	78	4	2.07	-	-	-	-	-	-	-	-	-
2009.10	Brynas IF Gavle Jr.	SWE-JR	6	-	-	-	359	21	0	3.51	.884	-	-	-	-	-	-	-	-
	Brynas IF Gavle	SWE	14	-	-	-	809	36	0	2.67	.911	2	-	-	79	2	0	1.53	.946
2010.11	Manitoba	AHL	53	28	21	4	3,135	118	5	2.26	.926	12	6	5	752	25	2	1.99	.932
2011.12	Chicago	AHL	46	21	20	3	2,703	104	4	2.31	.925	5	2	2	304	11	0	2.17	.917
2012.13	Chicago	AHL	13	7	4	1	760	38	1	3.00	.899	-	-	-	-	-	-	-	-

NHL FIRSTS

First Game: N/A
First Win: N/A
First Shutout: N/A

STREAKS

Longest Undeclared Streak: N/A
Longest Winning Streak: N/A

HONOURS

AHL All-Rookie Team: 2011

ACQUIRED

Signed as a free agent June 4, 2010.

PERSONAL

Enjoys playing golf, video games and cooking...Names Greece as his favourite vacation spot...Donning a Canucks jersey and playing his first NHL pre-season game at Calgary is Lack's favourite hockey moment...Names Armageddon as his favourite movie.

CAREER HIGHLIGHTS

2012.13: Missed the majority of the season due to hip surgery...Dressed in 13 games for Chicago, posting a winning record of 7-4-1. **2011.12:** Helped the Chicago Wolves finish first in the Midwest Division, compiling four shutouts, a record of 21-23 and .925 save percentage in 46 games with Chicago...Appeared in all five Wolves playoff games, finishing with a 2-2 record and 2.17 GAA. **2010.11:** Appeared in 53 games for the Manitoba Moose, recording five shutouts and a record of 28-21-4...Was named to the AHL All-Rookie Team...Dressed in 12 playoff games, finishing 6-5 with two shutouts and a 1.99 goals against average. **2009.10:** Made his professional hockey debut in Sweden with Brynas...Played 14 games, backing up Florida Panthers prospect Jacob Markstrom...Finished the season with a 2.67 GAA and .911 save percentage...Played six games with Brynas' junior team, posting a .884 save percentage. **2008.09:** Helped Leksands to a first place finish, compiling the league's second best GAA of 2.02.

#1 ROBERTO LUONGO

(roh-BUHR-toh loo-WAHN-goh)

CAREER STATS

MOST SHOTS FACED 60

FEB. 27/02 vs DET (3-2 OTL)

MOST SAVES IN A GAME 57

FEB. 27/02 vs DET (3-2 OTL)

SHOOTOUT RECORD 31-36

PENALTY SHOT RECORD 18/21

LATEST FEB. 4/13 at EDM. SAVE (Hall)



REGULAR SEASON

PLAYOFFS

SEASON	CLUB	LEA	GPI	W	L	T/OT	MIN	GA	SO	GAA	PCT	GPI	W	L	MIN	GA	SO	GAA
1995.96	Val d'Or	QMJHL	23	6	11	4	1,201	74	0	3.70	—	3	0	1	68	5	0	4.41
1996.97	Val d'Or	QMJHL	60	32	22	2	3,305	171	2	3.10	—	13	8	5	777	44	0	3.40
1997.98	Val d'Or	QMJHL	54	27	20	5	3,046	157	7	3.09	.908	17	14	3	1,019	37	2	2.18
1998.99	Val d'Or	QMJHL	21	6	10	2	1,176	77	1	3.93	.902	—	—	—	—	—	—	—
	Acadie-Bathurst	QMJHL	22	14	7	1	1,340	74	0	3.31	.914	23	16	6	1,400	64	0	2.74
1999.00	NY Islanders	NHL	24	7	14	1	1,292	70	1	3.25	.904	—	—	—	—	—	—	—
	Lowell	AHL	26	10	12	4	1,517	74	1	2.93	.908	6	3	3	359	18	0	3.01
2000.01	Florida	NHL	47	12	24	7	2,628	107	5	2.44	.920	—	—	—	—	—	—	—
	Louisville	AHL	3	1	2	0	178	10	0	3.38	.917	—	—	—	—	—	—	—
2001.02	Florida	NHL	58	16	33	4	3,030	140	4	2.77	.915	—	—	—	—	—	—	—
2002.03	Florida	NHL	65	20	34	7	3,627	164	6	2.71	.918	—	—	—	—	—	—	—
2003.04	Florida	NHL	72	25	33	14	4,252	172	7	2.43	.931	—	—	—	—	—	—	—
2004.05	Did Not Play																	
2005.06	Florida	NHL	75	35	30	9	4,305	213	4	2.97	.914	—	—	—	—	—	—	—
2006.07	Vancouver	NHL	76	47	22	6	4,490	171	5	2.29	.921	12	5	7	847	25	0	1.77
2007.08	Vancouver	NHL	73	35	29	9	4,233	168	6	2.38	.917	—	—	—	—	—	—	—
2008.09	Vancouver	NHL	54	33	13	7	3,181	124	9	2.34	.920	10	6	4	618	26	1	2.52
2009.10	Vancouver	NHL	68	40	22	4	3,899	167	4	2.57	.913	12	6	6	707	38	0	3.22
2010.11	Vancouver	NHL	60	38	15	7	3,590	126	4	2.11	.928	25	15	10	1,427	61	4	2.56
2011.12	Vancouver	NHL	55	31	14	8	3,162	127	5	2.41	.919	2	0	2	117	7	0	3.59
2012.13	Vancouver	NHL	20	9	6	3	1,197	51	2	2.56	.931	3	0	2	140	6	0	2.57
VANCOUVER TOTALS			406	233	121	44	23,752	934	35	2.36	.919	64	32	31	3,856	163	5	2.54
NHL TOTALS			747	348	289	86	42,887	1,800	62	2.52	.919	64	32	31	3,856	163	5	2.54

NHL FIRSTS

First Game: Nov. 28/99 at BOS**First Win:** Nov. 28/99 at BOS**First Shutout:** Dec. 27/99 vs BOS

STREAKS

Longest Undeclared Streak: 21 games Dec. 8/10 – Feb. 12/11: 16-0-5**Longest Winning Streak:** 8 games Feb. 3-21/09**Longest Shutout Sequence:** 242:36 Nov. 4-12/08**Consecutive Starts:** 35 Jan. 31/08 – Oct. 16/09

HONOURS

Jennings Trophy: 2011

Scotiabank NHL Fan Fav Award: 2009

Molson Cup Winner: 2011, 2009, 2008, 2007

Cyclone Taylor Trophy: 2008, 2007

NHL All-Star: 2009, 2007, 2004

NHL Second All-Star Team: 2007, 2004

Most Exciting Player Award: 2007

NHL YoungStar: 2002

Michael Bossy Trophy (Top Draft Prospect): 1997

ACQUIRED

From Florida with Lukas Krajicek and a sixth round pick in the 2006 NHL Entry Draft (Sergei Shirokov) in exchange for Bryan Allen, Alex Auld and Todd Bertuzzi on June 23, 2006.

PERSONAL

Luongo is involved in a number of charitable initiatives in Vancouver, including doing PSAs for Canuck Place...He is trilingual, fluent in English, French and Italian...Grew up in the Montreal borough of St. Leonard, only four blocks from where Martin Brodeur was raised...In 2009, a rink in St. Leonard was named after Luongo...Enjoys poker and fantasy football.

CAREER HIGHLIGHTS

2012.13: Appeared in 20 games in net, posting a record of 9-6-3, two shutouts and 2.56 goals-against-average...Finished the season ranked 17th in League history and second among active goaltenders in wins (348)...Sits 15th all-time and second among active goaltenders in career shutouts (62)...Has appeared in 747 games, ranking 19th in League history for most games played by a goaltender...Holds the franchise record for most wins (233) and shutouts (35)...Played his 400th game with Vancouver, Mar. 16 vs DET...Posted second shutout of the season and 62nd of his career to tie Toronto's Turk Broda in 15th for most shutouts in NHL history, Feb. 22 at NSH. **2011.12:** Finished the season ranked 17th in League history and second among active goaltenders in wins (339)...Concluded season ranked 16th all-time and second among active goaltenders in career shutouts (60) and 21st in League history for most games played by a goaltender (727)...Won the Mike's 3 Star Award for the 2011.12 season...Passed Olie Kolzig (719) in games played to move into 21st overall in League history among goaltenders, Mar. 10 vs MTL...Did not lose in regulation in 10 consecutive games played (7-0-3), Jan. 17-Feb. 18...Moved into first place in franchise history for most wins, collecting his 212th in just 364 games (the previous record was held by Kirk McLean who accomplished the feat of 211 wins in 516 games), Jan. 21 vs SJ...Played in his 700th career game, Jan. 4 vs MIN. **2010.11:** Posted a record of 38-15-7 and GAA of 2.11 in 60 games played...Won the Jennings Trophy, alongside Cory Schneider, for the first time in franchise history...Ranks 21st all-time and third among active goaltenders for wins (308)...Has collected 55 shutouts, ranking 18th all-time and second among active goaltenders for most career shutouts...Ranked tied for first in the League with 38 victories this season...Has won 30 or more games in six consecutive seasons...Became the 25th goaltender in League history to reach the 300-win milestone, the sixth youngest to reach the mark (at the age of 31 years and 335 days) and the 16th fastest to reach the mark, Mar. 5 at LA...Did not lose in regulation in 21 consecutive starts (16-0-5), Dec. 8-Feb. 12...Posted a record of 15-10-4 in 25 playoff games...Backstopped the Canucks to the Stanley Cup Final...Recorded four shutouts this postseason, ranking second in the League. **2009.10:** Produced the second highest win total of his career with 40 victories...Ranks fifth among active goaltenders in career wins (270)...Posted 30+ wins for the fifth consecutive season...Finished the season with 51 career shutouts, ranking second among active goaltenders and tied for 20th for the most in League history...Appeared in his 600th career game, becoming the fourth youngest goaltender and only the 37th goaltender in League history to reach the mark, Mar. 9 at COL...Established his longest undefeated streak in regulation, producing a record of 7-0-2, Dec. 22-Jan. 9...Posted his 50th career shutout in a milestone outing that also saw Alex Burrows record a hat trick; this game marked only the second game in franchise history that the Canucks have recorded a shutout and hat trick in a single game, Jan. 7 vs PHX. **2008.09:** Advanced to the WCSF for the second time in his career, posting a record of 11-11 in the 2009 Stanley Cup Playoffs...Recorded his first career shutout in the postseason...Posted 30+ wins for the fourth consecutive season...Tied for fourth among active goaltenders with 47 career shutouts and second in the League with nine shutouts this season...Established a new franchise record for shutouts in a season (9)...Owned the second longest winning streak this season (eight wins) 8-0-0 and second longest winning streak for a goaltender in franchise history, Feb. 3-21...Set a new career shutout sequence, playing 242:36 without allowing an opposition goal (franchise record and second longest streak in the modern NHL), Nov. 4-12. **2007.08:** Has played three consecutive seasons with 35 or more wins...Set a Canucks record for longest consecutive shutout streak (over three complete games, 210:34 minutes Nov. 23-Dec. 2nd)...Named NHL's second star for November, posting an 8-2-2 record, 1.56 GAA, .940 save percentage and four shutouts...Named second star posting a season-high 49 saves on 51 shots for the shootout victory, Feb. 21 at NSH...Posted third consecutive shutout stopping 26 shots (turned away a combined 79 shots over three games).

2012.13 GAME BY GAME

Jan. 19	vs ANA	2/12	33
Jan. 20	vs EDM	2/32	O 65
Jan. 23	vs CGY	DNP	
Jan. 25	@ ANA	DNP	
Jan. 27	@ SJ	DNP	
Jan. 28	@ LA	2/28	O 65
Jan. 30	vs COL	0/24	W 60
Feb. 1	vs CHI	1/28	W 65
Feb. 4	@ EDM	2/25	W 65
Feb. 7	@ MIN	DNP	
Feb. 9	vs CGY	DNP	
Feb. 12	vs MIN	1/26	W 60
Feb. 15	vs DAL	DNP	
Feb. 17	vs STL	3/23	O 65
Feb. 19	@ CHI	DNP	
Feb. 21	@ DAL	DNP	
Feb. 22	@ NSH	0/23	W 60
Feb. 24	@ DET	8/28	L 60
Feb. 26	vs PHX	DNP	
Mar. 2	vs LA	DNP	
Mar. 3	@ CGY	3/24	L 59
Mar. 5	vs SJ	DNP	
Mar. 7	@ CBJ	DNP	
Mar. 10	@ MIN	DNP	
Mar. 12	@ CBJ	1/27	W 65
Mar. 14	vs NSH	4/33	W 60
Mar. 16	vs DET	5/26	L 60
Mar. 18	vs MIN	3/25	L 58
Mar. 19	vs STL	DNP	
Mar. 21	@ PHX	DNP	
Mar. 23	@ LA	DNP	
Mar. 24	@ COL	DNP	
Mar. 26	vs CBJ	DNP	
Mar. 28	vs COL	DNP	
Mar. 30	@ EDM	2/22	58
Apr. 1	@ SJ	DNP	
Apr. 4	vs EDM	DNP	
Apr. 6	vs CGY	DNP	
Apr. 8	vs PHX	DNP	
Apr. 10	@ CGY	1/41	W 60
Apr. 13	@ COL	DNP	
Apr. 15	@ NSH	2/38	W 60
Apr. 16	@ STL	DNP	
Apr. 18	@ DAL	DNP	
Apr. 20	vs DET	DNP	
Apr. 22	vs CHI	DNP	
Apr. 25	vs ANA	2/29	L 59
Apr. 27	@ EDM	7/37	L 60

#1

ROBERTO
LUONGO

(roh-BUHR-toh loo-WAHN-goh)



2006.07: Set new League record for most shots faced by a goaltender and most shots faced in his NHL Playoff debut (76), tying for the second highest number of saves all-time (72)... Played in the franchise's longest game in playoff history at 138:06 minutes... Set career highs for wins (47) and longest undefeated streak (eight games: 6-0-2 from Mar. 13-29)... Finished second in the NHL in wins (47)... Ranked tied for sixth in the League for GAA (2.29) and shutouts (5) and was fourth in the League in save percentage (.921)... Finalist for the Vezina Trophy, Hart Trophy and Lester B. Pearson Award... Posted 39th win, named second star and set a new franchise record for wins by a Vancouver goaltender in a single season, Mar. 9 at SJ... Set new single-season career high after posting his 36th win, Mar. 1 vs PHX... Won 30th game of the season and set new franchise record becoming first Canucks goalie to win 30 games in his first season with the club, Feb. 6 at EDM... Named NHL's 'Third Star' for January after posting an 8-1-2 record, 1.86 GAA, .945 save percentage and one shutout in 11 games played... Recorded 30th career shutout making 30 saves and was named first star, Jan. 16 at MTL **2005.06:** Set a Panthers franchise record with his 107th career win, Apr. 13 at OTT **2004.05:** Represented Team Canada at the World Championships and World Cup **2003.04:** Set NHL records for saves (2,303) and shots against (2,475)... Ranked third among NHL goaltenders in save percentage (.931), third in minutes (4,252), fourth in games played (72) and fifth in shutouts (7)... Set career highs in wins (25), becoming only the second Panthers goaltender to record as many as 25 wins in a season (John Vanbiesbrouck)... Finished the season as the NHL's active shutout leader prior to turning 25 years old, with 23, topping Martin Brodeur's 22... Finalist for the Vezina Trophy and Lester B. Pearson Award... Posted franchise record seventh shutout of the season with 29 saves Mar. 2 at WSH in a 1-0 win. **2002.03:** Broke his own franchise record with a 144-51 scoreless streak, Jan. 20 vs MTL **2000.01:** Tied for sixth in the NHL in save percentage and tied the second-best save percentage for a rookie in NHL history (Manny Fernandez, 1999.00)... Made 21 saves to earn his first win as a Panther Nov. 25, 2-1 vs TB in OT – the first victory by a rookie goalie in Panthers history... Became the first rookie in Panthers history to record a shutout with 0-0 tie (20 saves), Oct. 22 at MIN **1999.00:** Stopped first career NHL penalty shot (Dan Kesa), Jan. 13 at TB... Made career-high 46 saves Dec. 19 in 5-3 win vs NJ **1998.99:** Won Quebec League title with Acadie-Bathurst and led all QMJHL goaltenders in playoff games played (23), wins (16) and minutes (1,400), finishing 16-6 overall in the postseason through the Memorial Cup Finals **1997.98:** Drafted first round, fourth overall in the 1997 NHL Entry Draft by the NYL making him the highest drafted goaltender in League history... Won the QMJHL title with Val d'Or, appearing in 17 playoff games, posting a 14-3 record and a 2.18 GAA.

INTERNATIONAL

Olympics: 2010 (gold), 2006

World Championships: 2005 (silver), 2004 (gold), 2003 (gold), 2001

World Cup: 2004 (gold)

World Junior Championships: 1999 (silver), 1998

NHL MILESTONES

100th NHL Win: Jan. 27/06 vs NJ (4-0 W)

300th NHL Win: Mar. 5/11 at LA (3-1 W)

100th NHL Game: Dec. 31/01 vs ATL (4-3 W)

700th NHL Game: Jan. 4/12 vs MIN (3-0 W)

LUONGO vs NHL

TEAM	GPI	MINS	GA	SOG	SO	W	L	OT	WIN%	GAA	SV%
Anaheim	24	1,248	66	627	2	8	11	2	.429	3.17	.895
Boston	25	1,427	57	799	4	11	10	3	.521	2.40	.929
Buffalo	17	968	35	516	1	8	6	2	.563	2.17	.932
Calgary	40	2,336	96	1,203	1	24	12	4	.650	2.47	.920
Carolina	27	1,532	66	858	1	10	13	4	.444	2.58	.923
Chicago	28	1,572	57	812	4	15	9	3	.611	2.18	.930
Colorado	38	2,211	98	1,098	3	18	15	5	.539	2.66	.911
Columbus	20	1,195	42	525	4	10	5	5	.625	2.11	.920
Dallas	22	1,291	46	656	2	13	5	3	.690	2.14	.930
Detroit	29	1,774	86	1,051	0	11	12	6	.483	2.91	.918
Edmonton	39	2,319	92	1,047	3	23	11	4	.658	2.38	.912
Florida	6	369	11	205	1	4	1	1	.750	1.79	.946
Los Angeles	27	1,629	60	766	3	14	9	4	.593	2.21	.922
Minnesota	37	2,105	94	979	5	17	15	5	.527	2.68	.904
Montreal	28	1,649	69	862	2	10	12	5	.463	2.51	.920
NY Islanders	23	1,223	54	678	0	7	10	3	.425	2.65	.920
NY Rangers	21	1,209	55	672	2	7	11	2	.400	2.73	.918
Nashville	31	1,775	66	859	3	15	12	3	.550	2.23	.923
New Jersey	20	1,142	54	652	3	7	13	0	.350	2.84	.917
Ottawa	21	1,143	56	683	0	9	11	1	.452	2.94	.918
Philadelphia	15	745	41	466	1	4	7	3	.393	3.30	.912
Phoenix	22	1,277	48	632	3	11	10	1	.523	2.26	.924
Pittsburgh	25	1,445	67	748	4	13	8	3	.604	2.78	.910
San Jose	23	1,356	61	723	0	9	10	4	.478	2.70	.916
St. Louis	28	1,656	64	769	3	15	11	1	.574	2.32	.917
Tampa Bay	28	1,645	67	875	3	13	12	2	.519	2.44	.923
Toronto	22	1,235	49	656	1	13	6	2	.667	2.38	.925
Vancouver	2	99	5	49	0	0	1	0	.000	3.03	.898
Washington	33	1,902	73	1,009	2	18	10	3	.629	2.30	.928
Winnipeg	26	1,409	65	751	1	11	11	2	.500	2.77	.913

Totals **747** **42,886** **1,800** **22,226** **62** **348** **289** **86** **.541** **2.52** **.919**

#15 BRAD RICHARDSON

(BRAD RIH-churd-suhn)

CAREER STATS

MOST GOALS IN A GAME **3**

OCT. 23/10 at COL

MOST ASSISTS IN A GAME **3**

DEC. 19/06 at EDM

MOST POINTS IN A GAME **3**

TWICE – OCT. 23/10 at COL: 3-0-3

HAT TRICKS **1**

OCT. 23/10 at COL

GAME-WINNING GOALS **8**

LATEST OCT. 23/10 at COL

POWER PLAY GOALS **1**

FEB. 10/06 vs/at CBJ

SHORTHANDED GOALS **6**

LATEST DEC. 10/11 vs DAL

OVERTIME POINTS **1-0-1**

SHOOTOUT RECORD **0/1**

0 GDG

PENALTY SHOT RECORD **0/0**



REGULAR SEASON

PLAYOFFS

RICHARDSON vs NHL

SEASON	CLUB	LEA	GP	G	A	PTS	PIM	GP	G	A	PTS	PIM
2001.02	Owen Sound	OHL	58	12	21	33	20	–	–	–	–	–
2002.03	Owen Sound	OHL	67	27	40	67	54	4	1	1	2	10
2003.04	Owen Sound	OHL	15	7	9	16	4	–	–	–	–	–
2004.05	Owen Sound	OHL	68	41	56	97	60	8	6	4	10	8
2005.06	Colorado	NHL	41	3	10	13	12	9	1	0	1	6
	Lowell Lock	AHL	29	4	13	17	20	–	–	–	–	–
2006.07	Colorado	NHL	73	14	8	22	28	–	–	–	–	–
	Albany	AHL	3	0	1	1	2	–	–	–	–	–
2007.08	Colorado	NHL	22	2	3	5	8	–	–	–	–	–
	Lake Erie	AHL	38	14	26	40	18	–	–	–	–	–
2008.09	Los Angeles	NHL	31	0	5	5	11	–	–	–	–	–
	Manchester	AHL	3	1	2	3	0	–	–	–	–	–
2009.10	Los Angeles	NHL	81	11	16	27	37	6	1	1	2	2
2010.11	Los Angeles	NHL	68	7	12	19	47	6	2	3	5	2
2011.12	Los Angeles	NHL	59	5	3	8	30	13	1	0	1	4
2012.13	Los Angeles	NHL	16	1	5	6	10	11	0	1	1	0
NHL TOTALS			391	43	62	105	183	45	5	5	10	14

TEAM	GP	G	A	PTS	PIM
Anaheim	24	2	3	5	21
Boston	6	1	2	3	0
Buffalo	5	1	0	1	4
Calgary	25	2	4	6	22
Carolina	4	0	0	0	4
Chicago	19	2	3	5	6
Colorado	14	5	2	7	8
Columbus	17	3	2	5	2
Dallas	26	3	3	6	20
Detroit	21	3	2	5	6
Edmonton	31	3	7	10	4
Florida	4	0	1	1	0
Los Angeles	5	0	0	0	6
Minnesota	26	7	6	13	6
Montreal	6	0	1	1	2
Nashville	15	0	1	1	2
New Jersey	5	0	1	1	2
NY Islanders	6	1	1	2	2
NY Rangers	4	0	2	2	0
Ottawa	5	2	1	3	2
Philadelphia	6	0	0	0	0
Phoenix	29	4	4	8	16
Pittsburgh	2	0	0	0	0
St. Louis	20	1	3	4	7
San Jose	27	0	7	7	26
Tampa Bay	3	0	0	0	0
Toronto	5	0	1	1	0
Vancouver	23	3	4	7	6
Washington	4	0	1	1	0
Winnipeg	4	0	0	0	9
Totals	391	43	62	105	183

NHL FIRSTS

First Game: Nov. 27/05 vs VAN
First Goal: Jan. 28/06 vs VAN
First Assist: Jan. 9/06 vs STL

STREAKS

Goals: 3 games Dec. 1-5/09: 3 goals
Points: 3 games Twice (latest Dec. 31/09-Jan. 4/10: 1-2-3)

HONOURS

Owen Sound's Team MVP: 2005, 2003, 2002
 Third Team All-Star: 2005
 Owen Sound Rookie of the Year: 2002

ACQUIRED

Signed as a free agent by Vancouver July 5, 2013.

PERSONAL

Nickname is Richie. Favourite movie is *Dumb & Dumber*. Favourite Magazine to read is *Men's Journal*. Favourite sport other than hockey is golf. Favourite pro athlete is Tiger Woods. Favourite hockey player growing up was Wayne Gretzky. Favourite food is sushi. Favourite vacation spot is the Bahamas. First job was as a pool boy. If not a hockey player he would be a golfer. Loves water sports.

CAREER HIGHLIGHTS

2012.13: Appeared in 16 games with Los Angeles, registering six points (1-5-6) and 10 penalty minutes. Recorded two assists, was +2 and finished 8-4 in the face-off circle, Apr. 27 vs SJ. Collected an assist and added three hits, Apr. 18 vs CBJ. Recorded his 100th career point, a goal, added two hits and finished 4-1 (80%) in the face-off circle, Mar. 31 at DAL. Skated in 11 playoff games with the Kings, collecting an assist.
2011.12: Averaged 12.01 TOI and recorded eight points (5-3-8) in 59 regular season games with the Kings. Recorded two goals, Mar. 31 at MIN. Registered sixth career shorthanded goal in his 200th NHL game with the Kings, Dec. 10 vs DAL. Dressed in 13 playoff games, helping the Kings to their first Stanley Cup Championship. **2010.11:** Recorded 19 points (7-12-19) in 68 regular season games. Collected two points (1-1-2), Feb. 28 vs DET. Played in 300th NHL game, Feb. 26 vs COL. Recorded first career hat trick, including a shorthanded goal and the game-winning goal, Oct. 23 at COL. Tied for the club lead in points and led the Kings in shots (17) during the 2011 playoffs. **2009.10:** Posted a career high in points (27), assists (16) and games played in a season (81). Was the Kings nominee for the 2009/10 Bill Masterton Memorial Trophy. Helped the Kings to a 10-0-1 record when he scored. Finished third on the Kings in GWG (four). Recorded two assists, Mar. 29 at MIN. Collected 13 points (4-9-13) and was plus-10 in a 16-game span, Dec. 15-Jan. 23. Recorded two points (1-1-2) Jan. 23 at DET. Tallied two assists Jan. 16 vs BOS. Scored a point-per-game (2-6-8 in eight games), Dec. 15-Jan. 4. Led Kings with 11 points in month of December (5-6-11). Registered two assists, Dec. 28 vs MIN. Recorded two points (1-1-2), Dec. 15 at EDM. Played in 200th NHL game, Dec. 12 vs DAL. Posted a three-game scoring streak (3-1-4), Dec. 1-5. Scored a shorthanded goal, Dec. 5 vs STL. Collected first goal of the season and added an assist, Dec. 1 at ANA. Scored a game-winning goal in the playoffs, Apr. 19 vs VAN. **2008.09:** Recorded first point with Los Angeles, Oct. 25 at NSH. Missed 22 games due to injury. **2007.08:** Split the season with Colorado (NHL) and Lake Erie (AHL). Ranked fourth on Lake Erie in points, tied for third on the club in assists and tied for second in power play points (20). Led Lake Erie in points per game (1.05). Had five three-point games, one four-point game and one five-point game with Lake Erie. Was recalled from Lake Erie three times during the season. **2006.07:** Recorded a career high 14 goals in his second season with Colorado. Collected 19 of his 22 points on the road. Led Colorado in shorthanded goals (three). Became the first Avalanche player to score three shorthanded goals in a single season since Joe Sakic tallied three in 2000.01. Recorded first career overtime goal, Mar. 4 at DET. Collected a career best three-assists, Dec. 19 at EDM. Posted first career multi-point game, Oct. 5 at MIN. **2005.06:** Posted 13 points (3-10-13) and 12 penalty minutes in his first NHL season with Colorado. Collected first career NHL goal and first career multi-point game (1-1-2), Jan. 28 vs VAN. Recorded first NHL assist, Jan. 9 vs STL. Made NHL debut, Nov. 27 vs VAN. Made NHL playoff debut. Collected first playoff goal, Apr. 28 vs DAL. **2004.05:** Collected 97 points (41-56-97) and 60 penalty minutes in final year of juniors with Owen Sound (OHL). Ranked third in the OHL in points, tied for third in goals, sixth in assists and second in game-winning goals (nine). Was runner-up for OHL's Most Outstanding Player Award. Won Jerry Reid Memorial Award as Owen Sound's Team MVP. Was an OHL Third Team All-Star.

NHL MILESTONES

100th NHL Game: Mar. 7/07 at BUF

300th NHL Game: Feb. 26/11 vs COL

100th NHL Point: Mar. 31/13 at DAL

2012.13 GAME BY GAME

Jan. 19	vs CHI	DND		
Jan. 22	@ COL	DND		
Jan. 24	@ EDM	0-0	0/0	4:45
Jan. 26	@ PHX	DND		
Jan. 28	vs VAN	DND		
Jan. 31	vs NSH	DND		
Feb. 2	@ ANA	DND		
Feb. 5	@ CBJ	DND		
Feb. 7	@ NSH	DND		
Feb. 10	@ DET	0-0	0/0	8:40
Feb. 11	@ STL	DND		
Feb. 15	vs CBJ	DND		
Feb. 17	@ CHI	DND		
Feb. 19	@ EDM	DND		
Feb. 20	@ CGY	DND		
Feb. 23	vs COL	DND		
Feb. 25	vs ANA	DND		
Feb. 27	vs DET	DND		
Mar. 2	@ VAN	DND		
Mar. 4	vs NSH	DND		
Mar. 5	vs STL	DND		
Mar. 7	vs DAL	DND		
Mar. 9	vs CGY	DND		
Mar. 11	vs CGY	DND		
Mar. 12	@ PHX	DND		
Mar. 14	@ SJ	DND		
Mar. 16	vs SJ	DND		
Mar. 18	vs PHX	DND		
Mar. 19	vs PHX	DND		
Mar. 21	vs DAL	DND		
Mar. 23	vs VAN	DND		
Mar. 25	@ CHI	DND		
Mar. 28	@ STL	DND		
Mar. 30	@ MIN	DND		
Mar. 31	@ DAL	1-0	4/0	10:48
Apr. 2	@ PHX	0-0	3/-1	9:21
Apr. 4	vs MIN	0-0	1/0	12:02
Apr. 6	vs EDM	0-0	3/0	8:25
Apr. 7	@ ANA	0-1	1/0	12:34
Apr. 9	@ DAL	0-0	2/0	13:34
Apr. 11	vs COL	0-0	0/-1	10:10
Apr. 13	vs ANA	0-0	1/0	9:29
Apr. 16	@ SJ	0-0	3/0	10:36
Apr. 18	vs CBJ	0-1	1/1	12:29
Apr. 21	vs DAL	0-0	2/0	12:13
Apr. 23	@ MIN	0-1	2/1	11:08
Apr. 24	@ DET	0-0	3/0	15:42
Apr. 27	vs SJ	0-2	1/2	12:29

#45

JORDAN
SCHROEDER

(JOHR-dahn SHRAY-duhr)

CAREER STATS

MOST GOALS IN A GAME 2

FEB. 9/13 vs CGY

MOST ASSISTS IN A GAME 1

SIX TIMES – LATEST MAR. 24/13 at COL

MOST POINTS IN A GAME 2

FEB. 9/13 vs CGY: 2-0-2

HAT TRICKS 0

GAME-WINNING GOALS 2

LATEST MAR. 21/13 at PHX

POWER PLAY GOALS 1

FEB. 9/13 vs CGY

SHORTHANDED GOALS 0

OVERTIME POINTS 0-0-0

SHOOTOUT RECORD 1/3

1 GDG

PENALTY SHOT RECORD 0/0



REGULAR SEASON

PLAYOFFS

SCHROEDER vs NHL

SEASON	CLUB	LEA	GP	G	A	PTS	PIM	GP	G	A	PTS	PIM
2006.07	US National U-18	NAHL	31	12	11	23	10	–	–	–	–	–
2007.08	US National U-18	NAHL	14	1	8	9	4	–	–	–	–	–
2008.09	Minnesota	NCAA	35	13	32	45	29	–	–	–	–	–
2009.10	Minnesota	NCAA	37	9	19	28	14	–	–	–	–	–
	Manitoba	AHL	11	4	5	9	0	6	3	3	6	4
2010.11	Manitoba	AHL	61	10	18	28	10	14	1	5	6	2
2011.12	Chicago	AHL	76	21	23	44	18	5	1	1	2	0
2012.13	Vancouver	NHL	31	3	6	9	4	–	–	–	–	–
	Chicago	AHL	42	12	21	33	14	–	–	–	–	–
VANCOUVER/NHL TOTALS			31	3	6	9	4	–	–	–	–	–

TEAM	GP	G	A	PTS	PIM
Anaheim	1	0	1	1	0
Calgary	3	2	0	2	2
Chicago	2	0	0	0	0
Colorado	3	0	1	1	0
Columbus	2	0	0	0	0
Dallas	2	0	1	1	0
Detroit	1	0	0	0	0
Edmonton	2	0	1	1	2
Los Angeles	3	0	1	1	0
Minnesota	4	0	0	0	0
Nashville	1	0	0	0	0
Phoenix	2	1	0	1	0
St. Louis	2	0	1	1	0
San Jose	3	0	0	0	0
Totals	31	3	6	9	4

NHL FIRSTS

First Game: Jan. 23/13 vs CGY**First Goal:** Feb. 9/13 vs CGY**First Assist:** Jan. 25/13 at ANA

STREAKS

Points: 4 games Mar. 19-24/13: 1-3-4

ACQUIRED

Vancouver's first choice, 22nd overall in the 2009 NHL Entry Draft.

PERSONAL

Growing up, Joe Sakic was his favourite player...Winning gold at the World Junior Championship as a member of Team USA stand out as his most memorable hockey moment...Other than Vancouver, lists Minnesota as his favourite NHL city...Enjoys fishing.

CAREER HIGHLIGHTS

2012.13: Split the season with the Canucks and AHL Chicago Wolves...Made his NHL debut with Vancouver, collecting nine points (3-6-9), including two game-winning goals and one game-deciding shootout goal...Averaged 13:42 TOI per game...Finished 8-2 (80%) in the faceoff circle, Mar. 30 at EDM...Posted a four-game scoring streak, registering four points (1-3-4), Mar. 19-24...Recorded a goal and was +2, Mar. 21 at PHX...Recorded two goals, including the game-winner and his first career NHL goal, Feb. 9 vs CGY...Collected his first career NHL point and won 11 faceoffs Jan. 25 at ANA...Finished fourth on the Wolves in scoring, recording 33 points (12-21-33) in 42 games played...Tallied two assists, Apr. 19 at Lake Erie...Recorded a goal and assist and six shots on goal, Apr. 10 at Grand Rapids...Scored in seven consecutive Wolves appearances Mar. 13-17 (1-3-4 in three games) and Apr. 5-10 (1-5-6 in four games)...Registered a season best three-point game (1-2-3), Nov. 2 at Rockford. **2011.12:** Finished third on the Wolves in scoring with 44 points (21-23-44) in 76 games played...Recorded back-to-back multi-point games Mar. 25 (0-2-2) and Mar. 29 (2-0-2)...Posted a six-game scoring streak, collecting eight points (3-5-8) Jan. 11-Jan. 21...Recorded an assist and was +2 in the Wolves final playoff game of the 2012 Calder Cup Playoffs. **2010.11:** Played first full professional season with the Manitoba Moose...Recorded points (3-4-7) in five consecutive games, Jan. 29-Feb. 8...Registered two goals and was +2, Nov. 19 vs Rockford...Opened the season with three assists, Oct. 8 at Peoria...Posted a three-game scoring streak in the Calder Cup Playoffs, collecting three points (1-2-3) May. 1-4 at Hamilton...Registered two assists Apr. 24 at Lake Erie. **2009.10:** Compiled a four-game scoring streak to start his professional career, registering six points (3-3-6) Mar. 21-29...Recorded two goals in his first game with the AHL Manitoba Moose, Mar. 21...Made his Calder Cup Playoffs debut, finishing with a point-per-game and ranking second on the Moose in playoff scoring...Recorded a career best four point game (3-1-4) and had five shots on goal, Apr. 19 vs Hamilton. **2008.09:** Was named WCHA Rookie of the Year after leading the NCAA in rookie scoring...Was named to the WCHA Second All-Star Team and WCHA Rookie Team...Earned the Golden Gophers' Rookie of the Year award...Shared Minnesota's team lead in plus/minus, finishing the season +17.

2012.13 GAME BY GAME

Jan. 19	vs ANA	MIN		
Jan. 20	vs EDM	MIN		
Jan. 23	vs CGY	0-0	0/0	14:49
Jan. 25	@ ANA	0-1	2/1	14:26
Jan. 27	@ SJ	0-0	1/0	13:22
Jan. 28	@ LA	0-0	0/0	13:07
Jan. 30	vs COL	0-0	1/0	16:02
Feb. 1	vs CHI	0-0	1/0	13:06
Feb. 4	@ EDM	0-1	1/1	18:38
Feb. 7	@ MIN	0-0	4/1	13:32
Feb. 9	vs CGY	2-0 (W)	2/1	17:25
Feb. 12	vs MIN	0-0	0/1	11:45
Feb. 15	vs DAL	0-0	3/-2	12:21
Feb. 17	vs STL	0-0	0/-1	14:01
Feb. 19	@ CHI	0-0	0/-1	11:12
Feb. 21	@ DAL	0-1	1/0	13:07
Feb. 22	@ NSH	0-0	1/0	13:58
Feb. 24	@ DET	0-0	1/-1	15:18
Feb. 26	vs PHX	0-0	2/-1	13:13
Mar. 2	vs LA	0-0	0/-1	7:34
Mar. 3	@ CGY	0-0	1/0	11:17
Mar. 5	vs SJ	0-0	0/-2	14:12
Mar. 7	@ CBJ	0-0	0/0	9:29
Mar. 10	@ MIN	0-0	0/-1	12:53
Mar. 12	@ CBJ	MIN		
Mar. 14	vs NSH	MIN		
Mar. 16	vs DET	MIN		
Mar. 18	vs MIN	0-0	1/0	9:53
Mar. 19	vs STL	0-1	1/1	17:52
Mar. 21	@ PHX	1-0 (W)	1/2	15:14
Mar. 23	@ LA	0-1	0/1	15:25
Mar. 24	@ COL	0-1	1/1	12:57
Mar. 26	vs CBJ	0-0	2/0	19:39
Mar. 28	vs COL	0-0	0/0	10:32
Mar. 30	@ EDM	0-0	1/0	15:47
Apr. 1	@ SJ	0-0	0/0	13:00
Apr. 4	vs EDM	MIN		
Apr. 6	vs CGY	MIN		
Apr. 8	vs PHX	MIN		
Apr. 10	@ CGY	MIN		
Apr. 13	@ COL	MIN		
Apr. 15	@ NSH	MIN		
Apr. 16	@ STL	MIN		
Apr. 18	@ DAL	MIN		
Apr. 20	vs DET	MIN		
Apr. 22	vs CHI	MIN		
Apr. 25	vs ANA	MIN		
Apr. 27	@ EDM	MIN		

#22 DANIEL SEDIN

(DAN-yehl suh-DEEN)

CAREER STATS

MOST GOALS IN A GAME 4

FEB. 24/04 vs DET

MOST ASSISTS IN A GAME 3

12 TIMES – LATEST APR. 6/13 vs CGY

MOST POINTS IN A GAME 5

FEB. 6/07 at EDM: 3-2-5

HAT TRICKS 5

LATEST DEC. 6/11 vs COL

GAME-WINNING GOALS 63

LATEST MAR. 28/13 vs COL

POWER PLAY GOALS 106

LATEST APR. 10/13 at CGY

SHORTHANDED GOALS 0

OVERTIME POINTS 10-10-20

SHOOTOUT RECORD 4/23

3 GDG

PENALTY SHOT RECORD 0/4

LATEST MAR. 25/11 at ATL, no goal (Mason)



REGULAR SEASON

PLAYOFFS

D. SEDIN vs NHL

SEASON	CLUB	LEA	GP	G	A	PTS	PIM	GP	G	A	PTS	PIM
1997-98	MoDo Jr.	Swe-Jr.	26	26	14	40	—	—	—	—	—	—
	MoDo	Sweden	45	4	8	12	26	9	0	0	0	2
1998-99	MoDo	Sweden	50	21	21	42	20	13	4	8	12	14
1999-00	MoDo	Sweden	50	19	26	45	28	13	8	6	14	18
	MoDo	EuroHL	4	3	3	6	0	2	0	0	0	0
2000-01	Vancouver	NHL	75	20	14	34	24	4	1	2	3	0
2001-02	Vancouver	NHL	79	9	23	32	32	6	0	1	1	0
2002-03	Vancouver	NHL	79	14	17	31	34	14	1	5	6	8
2003-04	Vancouver	NHL	82	18	36	54	18	7	1	2	3	0
2004-05	MoDo	Sweden	49	13	20	33	40	6	0	3	3	6
2005-06	Vancouver	NHL	82	22	49	71	34	—	—	—	—	—
2006-07	Vancouver	NHL	81	36	48	84	36	12	2	3	5	4
2007-08	Vancouver	NHL	82	29	45	74	50	—	—	—	—	—
2008-09	Vancouver	NHL	82	31	51	82	36	10	4	6	10	8
2009-10	Vancouver	NHL	63	29	56	85	28	12	5	9	14	12
2010-11	Vancouver	NHL	82	41	63	104	32	25	9	11	20	32
2011-12	Vancouver	NHL	72	30	37	67	40	2	0	2	2	0
2012-13	Vancouver	NHL	47	12	28	40	18	4	0	3	3	14
VANCOUVER/NHL TOTALS			906	291	467	758	382	96	23	44	67	78

NHL FIRSTS

First Game: Oct. 5/00 at PH

First Goal: Oct. 8/00 at TB

First Assist: Oct. 12/00 vs COL

STREAKS

Goals: 5 games Three times (latest Mar. 20-30/10: 5 goals)

Assists: 11 games Feb. 12 - Mar. 16/10: 14 assists

Points: 11 games Feb. 12 - Mar. 16/10: 3-14-17

HONOURS

Art Ross Trophy: 2011

Ted Lindsay: 2011

Cyclone Taylor: 2011

First Team All-Star: 2011

Second Team All-Star: 2010

Cyrus H. McLean award: 2009, 2007

Swedish Elite League Co-MVP: 1999

TEAM	GP	G	A	PTS	PIM
Anaheim	45	17	22	39	10
Boston	12	4	2	6	6
Buffalo	12	3	7	10	10
Calgary	71	25	48	73	36
Carolina	9	3	4	7	2
Chicago	46	16	29	45	22
Colorado	66	28	27	55	26
Columbus	47	12	27	39	20
Dallas	42	14	18	32	18
Detroit	45	18	25	43	16
Edmonton	69	32	33	65	30
Florida	11	3	4	7	8
Los Angeles	43	14	20	34	16
Minnesota	68	19	35	54	30
Montreal	18	2	10	12	4
Nashville	45	12	26	38	14
New Jersey	11	2	4	6	6
NY Islanders	10	2	8	10	2
NY Rangers	9	4	2	6	2
Ottawa	16	4	9	13	10
Philadelphia	11	3	8	11	2
Phoenix	46	9	25	34	24
Pittsburgh	11	3	7	10	8
St. Louis	46	10	25	35	24
San Jose	46	9	20	29	26
Tampa Bay	10	4	5	9	2
Toronto	19	8	12	20	4
Washington	11	4	2	6	2
Winnipeg	11	7	3	10	2

Totals 906 291 467 758 382

ACQUIRED

Vancouver's 1st choice, 2nd overall, in the 1999 NHL Entry Draft.

PERSONAL

Daniel and his wife Marinette have two daughters, Ronja and Anna and a son, Erik. Spends his summers in his hometown in Sweden. Enjoys playing golf and tennis. Says he would like to play professional soccer if he were not a hockey player.

CAREER HIGHLIGHTS

2012.13: Finished second on the Canucks in scoring with 40 points (12-28-40) in 47 games...Finished the season ranked second in points (291-467-758), first in game-winning goals (63), second in power play goals (106) and third in games played (906) in franchise history...Passed Markus Naslund (346-410-756) to become the Canucks second highest scorer all-time, Apr. 22 vs CHI...Became the 19th Swedish born NHL player to reach 900 NHL games played, Apr. 13 at COL...Collected a season-high three assists as he passed Stan Smyl (896 GP) on the franchise's all-time games played list, dressing in his 897th game with Vancouver, Apr. 6 vs CGY...Recorded three points (1-2-3) to move into third place on the all-time scoring list with his 734th point with Vancouver, passing Trevor Linden (733), Feb. 19 at CHI...**2011.12:** Ranked tied for 26th in the League for most points and tied for 13th for most power play points (10-15-25)...Finished the season ranked second for power play goals (103), first for game-winning goals (60) and first for overtime goals (10)...Collected 30 or more goals for the fourth time in his career...Recorded his 10th career overtime goal to set a franchise record for the most overtime goals, Jan. 31 vs CHI...Recorded his 100th power play goal, tying a franchise record for most career overtime goals (9) and notching his 700th career point, becoming only the 10th Swedish born NHL player to reach this mark, Jan. 12 at STL...Moved into third place in franchise goal-scoring with his 263rd, surpassing Stan Smyl, Dec. 26 vs EDM...Notched his 98th career power play goal, moving into third place in Canucks history, surpassing Trevor Linden, Dec. 1 vs NSH...Moved into fourth place on the Canucks all-time franchise scoring list, Nov. 16 vs CHI...Moved into second place in franchise history for most assists (416), surpassing Trevor Linden, Nov. 10/11 at LA...**2010.11:** Led the NHL in scoring, recording 104 points (41-63-104) in 82 games played...Won the Art Ross one season following brother Henrik, becoming the first brothers to win the trophy in consecutive seasons...Set career highs for goals (41), assists (63) and points (104)...Ranked tied for fourth in goals (41), third in assists (63), first in power play goals (18) and third for game-winning goals (10) in the NHL...Holds the franchise record for game-winning goals (54)...Established the franchise record for most career GWGs, surpassing Markus Naslund's 49, Feb. 4 vs CHI...Named to the 2011 NHL All-Star game...With two points registered, moved into 5th spot as the franchise's highest scorer, Oct. 13 at ANA...Began the season with a nine-game scoring streak (7-5-12), Oct. 9-26...Named as an Alternate Captain prior to the start of the season...Led the League in power play goals during the postseason (5)...Ranked fourth in the League for goals (9) and points (20) in 25 playoff games played...Finished the playoffs ranked fourth all-time on the Canucks in playoff scoring (23-29-62) and second all-time in power play goals (10)...**2009.10:** Finished the season second in team scoring and T-11th in the League...Scored eight game-winners, tied for second most in the League this season...Moved to sixth in all-time franchise scoring (208-339-547)...Notched 20+ goals for the fifth consecutive season and sixth time in his career...Established the seventh longest scoring streak this season (3-14-17 in TIGP)...Notched seventh career OT goal and sits second place for most career OT goals in franchise history, Jan. 20 at EDM...Recorded 11 points (2-9-11) in five consecutive games, Jan. 16-25...Missed 18 games due to a foot injury, Oct. 11-Nov. 20...**2008.09:** Shared the team scoring lead with 82 points (31-51-82)...Finished the season with 36 career GWGs, ranking second highest all-time in franchise history...Moved into 10th place in franchise history for most goals scored (172), Feb. 15...Scored his 20th goal of the season, recording 20+ goals for the fourth consecutive season, Jan. 9 vs STL...**2007.08:** Finished second in team scoring with 74 points (29-45-74)...Had 380 career points as a Canuck at the season's end placing him 11th in all-time franchise scoring...**2006.07:** Led the team in regular season scoring with 84 points (36-48-84)...Scored over 30 goals for the first time in his career...Scored the OT game-winner, tying an NHL record with his fourth of the season, had one assist, seven shots and was named third star, Mar. 15 vs STL...Set a new NHL record for most OT power play goals with his third of the season, Mar. 15 vs STL...Set new career high, recording a hat trick, finishing the game with five points (3-2-5), Feb. 6 at EDM...**2005.06:** Set career highs in goals (22), assists (49), points (71) and time on ice with 16:39 per game in 82 GP...Set a new career high in goals scored after notching his 21st of the season, Mar. 29 vs MIN...**2003.04:** Collected a career high 54 points (18-36-54)...Scored his first career hat trick on a four-goal night, named first star and finished with a +4, Feb. 24 vs DET...**2002.03:** Scored his 12th goal, extending a point streak to four games (2-2-4), and was named third star, Mar. 23 vs WSH...Recorded his second consecutive game-winner and was named the game's first star, Nov. 29 at TB...Scored his first goal of the season, giving him four points in three games, Oct. 16 vs BOS...**2001.02:** Collected 32 points (9-23-32) in 79 games...**2000.01:** His 20 goals ranked tied for second among NHL rookies...Finished among the leaders in NHL rookie scoring with 34 points (20-14-34)...Was the first NHL rookie in 2000.01 to reach 20 goals.

INTERNATIONAL

Olympic Games: 2010, 2006 (gold)
World Championships: 2013 (gold), 2005, 2001 (bronze), 2000, 1999 (bronze)

World Cup: 2004
World Junior Championships: 2000, 1999, 1998

NHL MILESTONES

100th NHL Game: Nov. 23/01 at BOS
900th NHL Game: Apr. 13/13 at COL

100th NHL Point: Oct. 18/03 at MIN
700th NHL Point: Jan. 12/12 at STL

100th NHL Goal: Jan. 13/07 at TOR
200th NHL Goal: Mar. 23/10 at EDM

2012.13 GAME BY GAME

Jan. 19	vs ANA	1-1	3/-1	17:36
Jan. 20	vs EDM	0-1	4/0	21:04
Jan. 23	vs CGY	0-1	2/1	20:39
Jan. 25	@ ANA	1-1 (W)	1/0	16:51
Jan. 27	@ SJ	0-0	0/-2	18:10
Jan. 28	@ LA	0-0	2/1	20:36
Jan. 30	vs COL	0-0	5/0	18:00
Feb. 1	vs CHI	0-0	3/0	20:50
Feb. 4	@ EDM	0-1	4/1	21:10
Feb. 7	@ MIN	1-0	1/1	15:42
Feb. 9	vs CGY	0-2	3/2	17:34
Feb. 12	vs MIN	0-0	3/0	20:21
Feb. 15	vs DAL	1-1	3/2	19:10
Feb. 17	vs STL	0-1	4/1	21:37
Feb. 19	@ CHI	1-2	6/1	20:52
Feb. 21	@ DAL	0-1	1/1	17:54
Feb. 22	@ NSH	0-0	1/0	16:07
Feb. 24	@ DET	2-0	3/0	16:39
Feb. 26	vs PHX	0-1	3/0	20:06
Mar. 2	vs LA	1-0 (W)	3/2	17:30
Mar. 3	@ CGY	0-0	3/-1	18:13
Mar. 5	vs SJ	0-1	3/0	21:50
Mar. 7	@ CBJ	0-1	1/0	20:28
Mar. 10	@ MIN	0-0	5/0	18:54
Mar. 12	@ CBJ	0-0	4/0	22:05
Mar. 14	vs NSH	0-0	0/-1	17:25
Mar. 16	vs DET	-1	3/2	21:29
Mar. 18	vs MIN	-1	6/0	20:24
Mar. 19	vs STL	1-1	2/1	19:33
Mar. 21	@ PHX	0-0	3/0	14:44
Mar. 23	@ LA	0-0	1/0	19:39
Mar. 24	@ COL	0-0	3/-1	17:58
Mar. 26	vs CBJ	0-0	4/0	22:13
Mar. 28	@ COL	1-1 (W)	3/2	17:08
Mar. 30	@ EDM	0-0	0/-1	16:24
Apr. 1	@ SJ	0-0	5/0	20:03
Apr. 6	vs EDM	0-1	4/1	19:46
Apr. 6	vs CGY	0-3	1/0	18:43
Apr. 8	vs PHX	0-0	6/0	19:42
Apr. 10	@ CGY	1-0	5/1	18:14
Apr. 13	@ COL	0-1	0/0	18:56
Apr. 15	@ NSH	0-2	3/0	17:13
Apr. 16	@ STL	0-1	6/-1	19:37
Apr. 18	@ DAL	0-0	4/-1	17:47
Apr. 20	vs DET	0-0	2/0	21:57
Apr. 22	vs CHI	1-1	4/2	17:06
Apr. 25	vs ANA	0-0	2/-1	18:21
Apr. 27	@ EDM	DND		

#33 HENRIK SEDIN

(HEHN-rihk suh-DEEN)

CAREER STATS

MOST GOALS IN A GAME 3

NOV. 14/09 at COL

MOST ASSISTS IN A GAME 4

THREE TIMES – LATEST FEB. 18/12 vs TOR

MOST POINTS IN A GAME 4

EIGHT TIMES – LATEST FEB. 18/12 vs TOR: 0-4-4

HAT TRICKS 1

NOV. 14/09 at COL

GAME-WINNING GOALS 33

LATEST FEB. 21/13 at DAL

POWER PLAY GOALS 46

LATEST MAR. 18/13 vs MIN

SHORTHANDED GOALS 6

LATEST APR. 6/13 vs CGY

OVERTIME POINTS 4-14-18

SHOOTOUT RECORD 0/3

0 GDG

PENALTY SHOT RECORD 2/3

LATEST MAR. 14/13 vs NSH, goal (Mason)



REGULAR SEASON

PLAYOFFS

H. SEDIN vs NHL

SEASON	CLUB	LEA	GP	G	A	PTS	PIM	GP	G	A	PTS	PIM
1997-98	MoDo	SWE	39	1	4	5	8	7	0	0	0	0
1998-99	MoDo	SWE	49	12	22	34	32	13	2	8	10	6
1999-00	MoDo	SWE	50	9	38	47	22	13	5	9	14	2
2000-01	Vancouver	NHL	82	9	20	29	38	4	0	4	4	0
2001-02	Vancouver	NHL	82	16	20	36	36	6	3	0	3	0
2002-03	Vancouver	NHL	78	8	31	39	38	14	3	2	5	8
2003-04	Vancouver	NHL	76	11	31	42	32	7	2	2	4	2
2004-05	MoDo	SWE	44	14	22	36	50	6	1	3	4	6
2005-06	Vancouver	NHL	82	18	57	75	56	–	–	–	–	–
2006-07	Vancouver	NHL	82	10	71	81	66	12	2	2	4	14
2007-08	Vancouver	NHL	82	15	61	76	56	–	–	–	–	–
2008-09	Vancouver	NHL	82	22	60	82	48	10	4	6	10	2
2009-10	Vancouver	NHL	82	29	83	112	48	12	3	11	14	6
2010-11	Vancouver	NHL	82	19	75	94	40	25	3	19	22	16
2011-12	Vancouver	NHL	82	14	67	81	52	5	2	3	5	4
2012-13	Vancouver	NHL	48	11	34	45	24	4	0	3	3	4
VANCOUVER/NHL TOTALS			940	182	610	792	534	99	22	52	74	56

NHL FIRSTS

First Game: Oct. 5/00 at PHI

First Goal: Oct. 16/00 vs TOR

First Assist: Oct. 6/00 at FLA

STREAKS

Goals: 4 games Mar. 26 – Apr. 2/02: 4 goals

Assists: 7 games Twice (latest Dec. 29/09 – Jan. 11/10: 12 assists)

Points: 10 games Dec. 22/09 – Jan. 11/10: 5-15-20

HONOURS

Cyclone Taylor Trophy: 2013, 2012, 2010

Cyrus H. McLean Trophy: 2012, 2009, 2008

NHL All-Star Game: 2012, 2011

NHL First Team All-Star: 2011, 2010

Hart Memorial Trophy: 2010

Art Ross Trophy: 2010

Molson Cup: 2010

Sporting News Player of the Year: 2010

Swedish Elite League Co-MVP: 1999

TEAM	GP	G	A	PTS	PIM
Anaheim	47	7	29	36	18
Boston	12	1	4	5	8
Buffalo	12	2	6	8	2
Calgary	73	12	54	66	52
Carolina	10	0	10	10	4
Chicago	45	13	30	43	24
Colorado	73	18	42	60	36
Columbus	46	9	29	38	16
Dallas	45	9	32	41	28
Detroit	47	8	34	42	26
Edmonton	74	16	53	69	32
Florida	11	2	9	11	12
Los Angeles	47	6	27	33	40
Minnesota	72	11	46	57	40
Montreal	19	6	10	16	4
Nashville	45	8	34	42	54
New Jersey	11	2	7	9	6
NY Islanders	11	3	8	11	4
NY Rangers	10	1	5	6	4
Ottawa	15	4	11	15	10
Philadelphia	11	2	13	15	6
Phoenix	47	9	28	37	24
Pittsburgh	11	3	9	12	10
St. Louis	47	8	28	36	18
San Jose	47	11	21	32	26
Tampa Bay	10	2	6	8	10
Toronto	20	4	15	19	10
Washington	11	1	6	7	6
Winnipeg	11	4	4	8	4

Totals 940 182 610 792 534

ACQUIRED

Vancouver's second choice, third overall, in the 1999 NHL Entry Draft.

PERSONAL

Henrik, his wife Johanna and sons Valter and Harry live in Vancouver during the season...Spends his summers in his native Sweden, where he enjoys boating and golfing...Likes to play cards and backgammon when on the road...Hawaii is one of his favourite vacation destinations...Enjoys playing soccer during the off-season.

CAREER HIGHLIGHTS

2012.13: Appeared in 48 games, collecting 45 points (11-34-45)...Ranked first on the Canucks in scoring and 20th in the NHL...Enters the postseason having played 629 consecutive games, holding the seventh longest ironman streak in League history...Ranks first in Canucks history for points (792) and assists (610), ranks second for games played (940) and tied for third for game-winning goals (33)...Became the 76th player in NHL history to reach 600 assists, Apr. 6 vs CGY...Moved into first in franchise scoring recording his 757th point and passing Markus Naslund (346-410-756), Feb. 15 vs DAL...Became the 18th Swedish born NHL player to play 900 NHL games, reaching the milestone Feb. 1 vs CHL...Moved into second in franchise history for most games played (897), passing Stan Smyl (896 GP), Jan. 27 at SJ. **2011.12:** Ranked tied for seventh in League scoring, first in assists and ninth for most power play points (8-19-27)...Finished the season having played in 581 consecutive games, holding the seventh longest ironman streak in League history...Moved into second in franchise history for most points (734), surpassing Trevor Linden, Mar. 14 vs PHX...Appeared in his 535th consecutive game, surpassing Brendan Morrison for the franchise's longest ironman streak, Dec. 26 vs EDM...Collected his 700th career point, becoming just the ninth Swedish born player and fourth youngest to reach that mark, Dec. 15 at CAR...Moved into third place in club history for most points, Oct. 20 vs NSH...Led the Canucks in playoff scoring with five points (2-3-5) in five games. **2010.11:** Finished fourth in the League in scoring this season, recording 94 points (19-75-94) in 82 games played...Led the League in assists (75)...Ranked fifth in the League in power play scoring (8-27-35)...Is the League's second longest active ironman, having played 498 consecutive games...Moved into fourth place for all-time scoring in franchise history with 666 points (157-509-666) and games played (810)...Appeared in his 800th career game, Mar. 16 vs COL...Named to the 2011 NHL All-Star Game and collected two assists in the game...Recorded his 600th career point, Dec. 1 at CGY...Started the season on a six-game scoring streak (0-9-9), Oct. 9-19...Named as the Canucks 13th captain in franchise history prior to the season...Ranked second in the League in scoring during the postseason with 22 points (3-19-22) in 25 games played...Led the League in assists during the playoffs with 19...Established a career high 22 points (3-19-22) in 25 playoff games and finished the playoffs tied for second all-time in franchise history with 66 points (34-32-66). **2009.10:** Led the NHL in scoring, recording a career high 112 points (29-83-112) to win the Art Ross Trophy...Awarded the Hart Memorial Trophy as League MVP...Led the NHL with 83 assists and set new franchise record...Set new franchise single season points record improving on Pavel Bure's 110 point season (1992-93)...Moved into first place in club history for most career assists (434)...Was the second longest active ironman, having played in 416 consecutive games...Set new record with franchise-leading 416th career assist, Mar. 14 vs CGY...Surpassed Thomas Gradin to become highest scoring centre and fourth leading scorer in club history with an assist, his 551st career point, Mar. 13 vs OTT...Established a career high in points (83) after registering three assists, Mar. 3 at DET...Set new single season career goal high with his 23rd, Jan. 23 vs CHL. **2008.09:** Recorded 60 assists, placing eighth in the League...Shared the scoring lead on the Canucks with 82 points (22-60-82) and ranked tied for 14th in the League for most points...Finished the season as the third longest active ironman, having played in 335 consecutive games...Set the franchise record for most points in a single month with 19 (7-12-19) in March, surpassing the record of 16 held by four players...Played in his 300th consecutive game and moved into ninth place in franchise history for games played (611), Jan. 18 vs CBJ. **2007.08:** Led the team in scoring with 76 points...Ranked fourth in NHL assists (61), and tied for 11th in power play assists (25)...Tallied his fourth consecutive goal in as many games, Jan. 3 vs NYR. **2006.07:** Set career highs in points (81), assists (71 - franchise record) and PIMs (66)...Ranked fourth in the League in assists (71) and tied for fifth for power play assists (34)...Netted one power play goal and one assist in Game 7 of Western Conference Quarter-Final Apr. 23 vs DAL...Scored the quadruple OT game-winning goal and had an assist, Apr. 11 vs DAL...Earned his 71st assist of the season on the OT game-winner, Apr. 7 at SJ...Registered three assists, his 63rd of the season, to surpass Andre Boudrias' (62) franchise record for most assists in a single season Mar. 25 vs COL...Recorded his 58th assist setting a new career high, Mar. 17 vs DET. **2005.06:** Set career highs in goals (18), assists (57), points (75), and time on ice with an average of 16:54 per game...Led the team in assists and plus/minus with a +11 and was second in team scoring...Accumulated four points, setting a career high for most points in a game, and was named second star, Jan. 31 at PHX...Had a seven game point streak (3-5-8), Oct. 16-29. **2003.04:** Played 76 games, finishing with a career high 42 points (11-31-42) and 32 penalty minutes...Recorded his 30th assist and 39th point (tying career high for points) of the season, Feb. 28 vs STL. **2002.03:** Finished the season with new career highs in assists and points (8-31-39), playing in 78 games. **2001.02:** Scored the OT winning goal in Game 1 of the Canucks vs DET first round playoff series...Set new career highs for goals (16) and points (36). **2000.01:** Finished tied for 12th among all rookies with 29 points (9-20-29)...Ranked fourth among NHL rookies with 450 face-offs won.

INTERNATIONAL

Olympics: 2010, 2006 (gold) World Championships: 2013 (gold), 2005, 2001 (bronze), 2000, 1999 (bronze)
World Cup: 2004 World Junior Championships: 2000, 1999

NHL MILESTONES

100th NHL Game: Nov. 9/01 at CHI

900th NHL Game: Feb. 1/13 vs CHI

100th NHL Goal: Mar. 13/09 vs LA

100th NHL Assist: Feb. 24/04 vs DET

600th NHL Assist: Apr. 3/13 vs CGY

100th NHL Point: Mar. 25/03 vs DAL

700th NHL Point: Dec. 15/11 at CAR

2012.13 GAME BY GAME

Jan. 19	vs ANA	0-1	0-1	16:58
Jan. 20	vs EDM	0-1	3-2	21:09
Jan. 23	vs CGY	0-0	0-1	22:39
Jan. 25	@ ANA	0-2	2-0	18:42
Jan. 27	@ SJ	0-0	2-2	19:35
Jan. 28	@ LA	0-0	0-1	21:43
Jan. 30	vs COL	0-0	1-1	19:47
Feb. 1	vs CHI	0-1	0-1	21:55
Feb. 4	@ EDM	0-1	3-1	22:26
Feb. 7	@ MIN	0-0	0-1	18:57
Feb. 9	vs CGY	0-2	2-2	17:06
Feb. 12	vs MIN	0-0	3-0	20:10
Feb. 15	vs DAL	0-2	3-2	19:47
Feb. 17	vs STL	1-1	5-1	22:39
Feb. 19	@ CHI	0-2	0-1	21:07
Feb. 21	@ DAL	1-0 (W)	1-1	20:34
Feb. 22	@ NSH	0-0	3-0	17:42
Feb. 24	@ DET	0-2	2-0	15:48
Feb. 26	vs PHX	1-0	3-0	21:35
Mar. 2	vs LA	0-2	2-2	18:37
Mar. 3	@ CGY	0-1	3-1	20:04
Mar. 5	vs SJ	1-0	4-0	22:42
Mar. 7	@ CBJ	1-0	2-0	21:39
Mar. 10	@ MIN	1-0	2-1	18:51
Mar. 12	@ CBJ	0-0	1-0	22:21
Mar. 14	vs NSH	1-1	1-0	17:49
Mar. 16	vs DET	0-0	2-2	22:40
Mar. 18	vs MIN	1-0	2-0	20:06
Mar. 19	vs STL	0-1	2-1	20:02
Mar. 21	@ PHX	0-0	0-0	18:11
Mar. 23	@ LA	0-0	0-0	18:30
Mar. 24	@ COL	1-1	1-1	19:22
Mar. 26	vs CBJ	0-0	2-0	20:33
Mar. 28	vs COL	1-1	1-2	17:15
Mar. 30	@ EDM	0-0	3-1	17:28
Apr. 1	@ SJ	0-0	0-1	20:58
Apr. 4	vs EDM	1-1	2-1	20:35
Apr. 6	vs CGY	1-2	1-1	19:41
Apr. 8	vs PHX	0-0	2-0	19:45
Apr. 10	@ CGY	0-2	0-1	19:26
Apr. 13	@ COL	0-1	1-1	18:30
Apr. 15	@ NSH	0-2	0-0	16:44
Apr. 16	@ STL	0-1	0-1	20:43
Apr. 18	@ DAL	0-0	0-1	17:32
Apr. 20	vs DET	0-0	1-0	21:22
Apr. 22	vs CHI	0-2	1-2	18:54
Apr. 25	vs ANA	0-1	1-1	17:40
Apr. 27	@ EDM	0-0	0-0	0:22

#29 TOM SESTITO

(TAWM Sehs-TEE-toh)

CAREER STATS

MOST GOALS IN A GAME 2

FEB. 5/13 vs TB

MOST ASSISTS IN A GAME 1

THREE TIMES – LATEST JAN. 24/12 at FLA

MOST POINTS IN A GAME 2

FEB. 5/13 vs TB: 2-0-2

HAT TRICKS 0

GAME-WINNING GOALS 1

FEB. 5/13 vs TB

POWER PLAY GOALS 1

DEC. 15/10 at VAN

SHORTHANDED GOALS 0

OVERTIME POINTS 0-0-0

SHOOTOUT RECORD 0/0

0 GDG

PENALTY SHOT RECORD 0/0



REGULAR SEASON

PLAYOFFS

SESTITO vs NHL

SEASON	CLUB	LEA	GP	G	A	PTS	PIM	GP	G	A	PTS	PIM	TEAM	GP	G	A	PTS	PIM
2004.05	Plymouth	OHL	35	1	3	4	88	–	–	–	–	–	Boston	1	0	0	0	5
2005.06	Plymouth	OHL	57	10	10	20	176	13	5	2	7	29	Buffalo	1	0	0	0	5
2006.07	Plymouth	OHL	60	42	22	64	135	19	11	6	17	57	Calgary	5	0	1	1	29
2007.08	Columbus	NHL	1	0	0	0	17	–	–	–	–	–	Carolina	1	0	0	0	5
	Syracuse	AHL	66	7	16	23	202	9	3	0	3	57	Chicago	2	0	1	1	2
2008.09	Syracuse	AHL	52	8	12	20	168	–	–	–	–	–	Colorado	4	0	0	0	0
2009.10	Columbus	NHL	3	0	0	0	7	–	–	–	–	–	Columbus	3	0	0	0	0
	Syracuse	AHL	36	10	7	17	138	–	–	–	–	–	Dallas	2	0	0	0	29
2010.11	Columbus	NHL	9	2	2	4	40	–	–	–	–	–	Detroit	4	0	0	0	2
	Adirondack	AHL	11	2	1	3	45	–	–	–	–	–	Edmonton	5	1	0	1	20
2011.12	Springfield	AHL	46	11	21	32	192	–	–	–	–	–	Florida	2	0	1	1	2
	Philadelphia	NHL	14	0	1	1	83	–	–	–	–	–	Los Angeles	2	0	0	0	5
	Adirondack	AHL	34	9	8	17	120	–	–	–	–	–	Minnesota	3	0	0	0	10
2012.13	Vancouver	NHL	23	1	0	1	53	1	0	0	0	2	Nashville	1	0	0	0	0
	Philadelphia	NHL	7	2	0	2	12	–	–	–	–	–	New Jersey	1	0	0	0	2
	Adirondack	AHL	1	0	0	0	2	–	–	–	–	–	NY Islanders	1	0	0	0	0
	Sheffield	EIHL	17	8	11	19	69	–	–	–	–	–	NY Rangers	6	0	0	0	61
													Phoenix	1	0	0	0	2
													St. Louis	3	0	0	0	24
VANCOUVER TOTALS			23	1	0	1	53	1	0	0	0	2	San Jose	2	0	0	0	0
NHL TOTALS			57	5	3	8	212	1	0	0	0	2	Tampa Bay	2	2	0	2	0
													Toronto	2	0	0	0	0
													Vancouver	2	2	0	2	4
													Winnipeg	1	0	0	0	5
													Totals	57	5	3	8	212

NHL FIRSTS

First Game: Apr. 6/08 vs STL
First Goal: Dec. 15/10 at VAN
First Assist: Dec. 21/10 vs CGY

STREAKS

Points: 3 games Dec. 21-26/10: 1-2-3

ACQUIRED

Claimed off waivers from Philadelphia Flyers March 1, 2013.

PERSONAL

Appearing in his first NHL game is his most memorable hockey moment...Has four siblings, including brother Tim who plays for the New Jersey Devils...Enjoys golfing and boating...Is an avid NFL fan, listing the NY Jets as his favourite team.

CAREER HIGHLIGHTS

2012.13: Appeared in 30 games, collecting three points (3-0-3) and 65 penalty minutes...Split the season between Vancouver (1-0-1 and 53 PIM in 23 GP) and the Philadelphia Flyers (2-0-2 and 12 PIM in 7 GP)...Notched his first goal as a Canuck, Apr. 27 at EDM...Collected a season high 17 PIM, Apr. 6 vs CGY...Played a season high 9:18, Mar. 30 at EDM...Made Canucks debut collecting three hits and five PIM, Mar. 2 vs LA...Was claimed off waivers by Vancouver, Mar. 1...Collected two goals, including the game-winner, Feb. 5 vs TB. **2011.12:** Split the season with the Philadelphia Flyers and AHL Adirondack Phantoms...Ranked fourth on the Flyers in penalty minutes, compiling 83 PIMs in 14 games played...Ranked third on the Phantoms in penalty minutes recorded with 120 PIMs in 34 games played. **2010.11:** Spent the season with the Columbus Blue Jackets, AHL Springfield Falcons and AHL Adirondack Phantoms...Recorded four points (2-2-4) and 90 penalty minutes in nine games with the Blue Jackets...Ranked seventh on the Blue Jackets in penalty minutes...Ranked fifth in scoring with 32 points (11-21-32) and had a team leading 192 penalty minutes in 46 games with Springfield...Recorded three points (2-1-3) and 45 penalty minutes in 11 games with Adirondack. **2009.10:** Registered seven penalty minutes in three games with Columbus...Collected 17 points (10-7-17) and 138 penalty minutes in 36 games with Syracuse (AHL)...Ranked third on the team in penalty minutes...Tallied two points (1-1-2) Oct. 10 vs Adirondack and Oct. 16 vs Norfolk...Notched four points (3-1-4) during a three-game point streak Oct. 16-23...Recorded two points (1-1-2) Mar. 27 vs Albany...Missed 38 games due to injury. **2008.09:** Collected 20 points (8-12-20) and 168 penalty minutes in 52 games with Syracuse...Scored four power play goals...Ranked third on the club in penalty minutes...Had a career high three points (1-2-3), Oct. 11 vs Rochester...Tied a season high with 22 penalty minutes Nov. 8 vs Manitoba...Scored back-to-back game-winning goals Jan. 6-7...Tied a season high with 22 penalty minutes, Feb. 25 at Lake Erie...Played the 100th game of his AHL career Mar. 3 vs Hamilton. **2007.08:** Collected 17 penalty minutes in his NHL debut Apr. 6 vs STL...Registered 23 points (7-16-23) and 202 penalty minutes in 66 games with Syracuse...Made his professional hockey debut...Ranked second on the club in penalty minutes...Scored three power play goals...Collected the first point of his professional career in his first professional game with an assist Oct. 5 at Rochester...Scored two goals Dec. 30 at Rochester...Added three goals and 57 penalty minutes in nine playoff games...Led club in playoff penalty minutes...Scored the overtime game-winning goal in Game 3 of the Western Conference Quarterfinals at Manitoba on Apr. 22. **2006.07:** Tallied 64 points (42-44-64), 135 penalty minutes and was +6 in 60 games with Plymouth (OHL)...Set career highs in goals, assists, points and plus/minus rating...Added seven game-winning goals, 21 power play goals and four shorthanded goals...Was named Whalers' regular season Most Valuable Player...Was named Most Improved Player and Best Penalty Killer in Western Conference Coaches Poll...Named OHL Player of the Week on Dec. 10 after recording seven points (6-1-7) and being named First Star of the Game twice in three games...Added 17 points (11-6-17) and 57 penalty minutes in 19 playoff games, helping the Whalers claim the OHL championship...Registered seven points (2-5-7) in five Memorial Cup games, tying for the scoring lead in the tournament. **2005.06:** Notched 20 points (10-10-20) and 176 penalty minutes in 57 games with Plymouth...Set career high in penalty minutes...Added seven points (5-2-7) and 29 penalty minutes in 13 playoff games...Named the Whalers' Most Improved Player.

2012.13 GAME BY GAME

Jan. 19	vs PIT	DND		
Jan. 20	@ BUF	DND		
Jan. 22	@ NJ	DND		
Jan. 24	vs NYR	0-0	0/0	7:02
Jan. 26	@ FLA	DND		
Jan. 27	vs TB	0-0	0/0	5:12
Jan. 29	@ NYR	0-0	0/0	5:02
Feb. 1	@ WSH	DND		
Feb. 2	vs CAR	0-0	0/0	3:56
Feb. 5	vs TB	2-0 (W)	2/2	8:08
Feb. 7	vs FLA	0-0	0/0	4:18
Feb. 9	vs CAR	DND		
Feb. 11	@ TOR	0-0	1/-1	6:47
Feb. 12	@ WPG	DND		
Feb. 15	@ NJ	DND		
Feb. 16	@ MTL	DND		
Feb. 18	@ NYI	DND		
Feb. 20	@ PIT	DND		
Feb. 21	vs FLA	DND		
Feb. 23	vs WPG	MIN		
Feb. 25	vs TOR	MIN		
Feb. 27	vs WSH	MIN		
Claimed off Waivers by Vancouver				
Mar. 2	vs LA	0-0	1/-1	7:03
Mar. 3	@ CGY	0-0	0/-1	6:52
Mar. 5	vs SJ	0-0	0/-1	6:55
Mar. 7	@ CBJ	0-0	1/0	5:25
Mar. 10	@ MIN	0-0	0/0	6:11
Mar. 12	@ CBJ	0-0	0/0	4:29
Mar. 14	vs NSH	DND		
Mar. 16	vs DET	0-0	0/0	3:40
Mar. 18	vs MIN	0-0	0/0	8:42
Mar. 19	vs STL	0-0	0/1	5:45
Mar. 21	@ PHX	0-0	2/0	8:13
Mar. 23	@ LA	0-0	0/0	8:12
Mar. 24	@ COL	0-0	0/0	6:36
Mar. 26	vs CBJ	0-0	1/0	6:49
Mar. 28	vs COL	0-0	0/0	7:53
Mar. 30	@ EDM	0-0	1/0	9:18
Apr. 1	@ SJ	0-0	0/-1	5:14
Apr. 4	vs EDM	0-0	2/0	5:14
Apr. 6	vs CGY	0-0	0/0	3:15
Apr. 8	vs PHX	DND		
Apr. 10	@ CGY	0-0	2/0	5:53
Apr. 13	@ COL	0-0	0/1	8:37
Apr. 15	@ NSH	DND		
Apr. 16	@ STL	0-0	0/0	3:51
Apr. 18	@ DAL	DND		
Apr. 20	vs DET	DND		
Apr. 22	vs CHI	0-0	0/-1	6:51
Apr. 25	vs ANA	DND		
Apr. 27	@ EDM	1-0	1/0	11:29

#8

CHRIS
TANEV

(KRIHS TA-nehv)

CAREER STATS

MOST GOALS IN A GAME 1

TWICE – LATEST MAR. 23/13 at PHX

MOST ASSISTS IN A GAME 1

EIGHT TIMES – LATEST MAR. 24/13 at COL

MOST POINTS IN A GAME 1

10 TIMES – LATEST MAR. 24/13 AT COL: 0-1-1

HAT TRICKS 0

GAME-WINNING GOALS 1

FEB. 4/13 at EDM

POWER PLAY GOALS 0

SHORTHANDED GOALS 0

OVERTIME POINTS 1-0-1

SHOOTOUT RECORD 0/0

0 GDG

PENALTY SHOT RECORD 0/0



REGULAR SEASON

PLAYOFFS

TANEV vs NHL

SEASON	CLUB	LEA	GP	G	A	PTS	PIM	GP	G	A	PTS	PIM
2006.07	Durham	OPJHL	40	0	9	9	8	4	0	3	3	6
2007.08	Durham	OPJHL	19	1	6	7	12	–	–	–	–	–
	Stouffville	OPJHL	4	0	0	0	0	–	–	–	–	–
	Markham	OPJHL	26	1	9	10	12	23	1	2	3	4
2008.09	Markham	OJHL	50	4	37	41	33	14	1	5	6	8
2009.10	R.I.T.	NCAA	41	10	18	28	4	–	–	–	–	–
2010.11	Vancouver	NHL	29	0	1	1	0	5	0	0	0	0
	Manitoba	AHL	39	1	8	9	16	14	1	2	3	4
2011.12	Vancouver	NHL	25	0	2	2	2	5	0	0	0	0
	Chicago	AHL	34	0	14	14	6	–	–	–	–	–
2012.13	Vancouver	NHL	38	2	5	7	10	–	–	–	–	–
	Chicago	AHL	29	2	10	12	6	–	–	–	–	–
VANCOUVER/NHL TOTALS			92	2	8	10	12	10	0	0	0	0

TEAM	GP	G	A	PTS	PIM
Anaheim	5	0	0	0	0
Boston	1	0	0	0	0
Calgary	8	0	1	1	0
Chicago	4	0	0	0	0
Colorado	7	0	1	1	2
Columbus	6	0	0	0	0
Dallas	8	0	1	1	0
Detroit	4	0	0	0	2
Edmonton	6	1	0	1	2
Los Angeles	6	0	1	1	2
Minnesota	7	0	0	0	0
Montreal	2	0	0	0	0
Nashville	7	0	1	1	0
New Jersey	1	0	1	1	0
Phoenix	7	1	2	3	2
Pittsburgh	1	0	0	0	0
St. Louis	4	0	0	0	2
San Jose	6	0	0	0	0
Toronto	1	0	0	0	0
Winnipeg	1	0	0	0	0

Totals 92 2 8 10 12

NHL FIRSTS

First Game: Jan. 18/11 at COL

First Game: Feb. 4/13 at EDM

First Assist: Jan. 24/11 vs DAL

ACQUIRED

Signed by Vancouver on May 31, 2010.

PERSONAL

Enjoys playing golf...Names the Buffalo Bills as his favourite NFL team...Lists his first game of the Stanley Cup Final as his most memorable hockey moment...Steve Yzerman was his favourite hockey player growing up.

CAREER HIGHLIGHTS

2012.13: Appeared in 38 games, collecting seven points (2-5-7) and was +4 in his third NHL season with Vancouver...Averaged 17:17 TOI per game and ranked third on the Canucks for blocked shots (61)...Scored his second goal of the season, Mar. 21 at PHX...Played a season high 24:32, blocking two shots and recording two hits, Mar. 7 at CBJ...Had a season high five blocked shots, Mar. 2 vs LA...Scored his first career NHL goal in overtime, Feb. 14 at EDM...Recorded his first assist of the season, Jan. 28 at LA...Finished +2 and added two hits and two shots, Jan. 25 at ANA. **2011.12:** Appeared in 25 games, collecting two assists and a plus-10 rating in his second NHL season...Registered a career high three shots and a career high 20:06 minutes played, Mar. 28 vs COL...Collected an assist, Mar. 14 at PHX...Recorded his second career assist and first of the season, Feb. 24 at NJ...Appeared in five playoff games. **2010.11:** Made his NHL debut with Vancouver...Skated in five NHL playoff games with Vancouver, including three Stanley Cup Final games against Boston...Averaged 14:40 TOI during the playoffs...Registered 11 blocked shots in five playoff games...Appeared in 29 regular season games with Vancouver, recording an assist and registering 32 blocked shots...Recorded his first NHL point, an assist, Jan. 24 vs DAL...Made his NHL debut Jan. 18 at COL. **2009.10:** Named Atlantic Hockey's Rookie of the Year and was named to the Atlantic Hockey All-Rookie Team and Atlantic Hockey All-Tournament Team...Received the Craig Lauzon Award for top newcomer with R.I.T. following his rookie season...Helped the R.I.T. Tigers of the Atlantic Hockey Association (AHA) to their first appearance in the NCAA Tournament and the Frozen Four Semi-Final...Registered the game's opening goal in a 2-1 victory over No. 2 ranked Denver, Mar. 26 at the NCAA Regional Semi-Final...Helped R.I.T. advance to the conference championship, defeating the Sacred Heart Pioneers in the final to advance to the NCAA tournament...Finished fourth on the team in scoring with 28 points (10-18-28) in 41 games played...Led R.I.T. in plus/minus at +33. **2008.09:** Was named the Markham Waxers defenceman of the year following the 2008.09 season...Led all Markham defencemen in scoring with 41 points (4-37-41) in 50 games played.

2012.13 GAME BY GAME

Jan. 19	vs ANA	0-0	1/-1	18:22
Jan. 20	vs EDM	0-0	2/0	16:00
Jan. 23	vs CGY	0-0	0/0	17:26
Jan. 25	at ANA	0-0	2/2	18:30
Jan. 27	at SJ	0-0	1/0	16:02
Jan. 28	at LA	0-1	0/1	16:18
Jan. 30	vs COL	0-0	0/0	16:34
Feb. 1	vs CHI	0-0	0/0	15:08
Feb. 4	at EDM	1-0 (W)	1/2	14:16
Feb. 7	at MIN	0-0	0/0	17:43
Feb. 9	vs CGY	0-1	0/1	15:18
Feb. 12	vs MIN	0-0	0/0	14:01
Feb. 15	vs DAL	0-0	0/-1	15:36
Feb. 17	vs STL	0-0	0/-1	14:33
Feb. 19	at CHI	0-0	0/0	14:37
Feb. 21	at DAL	0-0	0/0	18:22
Feb. 22	at NSH	0-0	0/1	19:45
Feb. 24	at DET	0-0	1/-1	19:10
Feb. 26	vs PHX	0-1	0/0	20:39
Mar. 2	vs LA	0-0	0/1	19:19
Mar. 3	at CGY	0-0	0/1	17:09
Mar. 5	vs SJ	0-0	1/0	20:42
Mar. 7	at CBJ	0-0	2/-2	24:32
Mar. 10	at MIN	0-0	0/0	17:29
Mar. 12	at CBJ	0-0	2/-1	23:23
Mar. 14	vs NSH	0-1	0/3	17:37
Mar. 16	vs DET	0-0	1/0	14:58
Mar. 18	vs MIN	0-0	2/-1	16:13
Mar. 19	vs STL	0-0	0/-1	16:20
Mar. 21	at PHX	1-0	1/1	14:40
Mar. 23	at LA	0-0	0/1	18:31
Mar. 24	at COL	0-1	0/1	19:33
Mar. 26	vs CBJ	0-0	0/0	15:50
Mar. 28	vs COL	0-0	1/1	17:42
Mar. 30	at EDM	0-0	1/-1	16:24
Apr. 1	at SJ	0-0	1/-2	15:16
Apr. 4	vs EDM	0-0	0/0	16:52
Apr. 6	vs CGY	0-0	0/0	16:09
Apr. 8	vs PHX	INJ		
Apr. 10	at CGY	INJ		
Apr. 13	at COL	INJ		
Apr. 15	at NSH	INJ		
Apr. 16	at STL	INJ		
Apr. 18	at DAL	INJ		
Apr. 20	vs DET	INJ		
Apr. 22	vs CHI	INJ		
Apr. 25	vs ANA	INJ		
Apr. 27	at EDM	INJ		

#32 DALE WEISE

(DAYL weese)

CAREER STATS

MOST GOALS IN A GAME 1

SEVEN TIMES – LATEST APR. 6/13 vs CGY

MOST ASSISTS IN A GAME 2

MAR. 14/13 vs NSH

MOST POINTS IN A GAME 2

MAR. 14/13 vs NSH: 0-2-2

HAT TRICKS 0

GAME-WINNING GOALS 2

LATEST MAR. 19/13 vs STL

POWER PLAY GOALS 0

SHORTHANDED GOALS 0

OVERTIME POINTS 0-0-0

SHOOTOUT RECORD 0/0

0 GDG

PENALTY SHOT RECORD 0/0



REGULAR SEASON

PLAYOFFS

WEISE vs NHL

SEASON	CLUB	LEA	GP	G	A	PTS	PIM	GP	G	A	PTS	PIM
2005.06	Swift Current	WHL	53	4	14	18	57	4	0	0	0	2
2006.07	Swift Current	WHL	67	18	25	43	94	6	0	1	1	8
2007.08	Swift Current	WHL	53	29	22	51	84	12	7	6	13	20
2008.09	Hartford	AHL	74	11	12	23	64	6	3	1	4	2
2009.10	Hartford	AHL	73	28	22	50	114	–	–	–	–	–
2010.11	NY Rangers	NHL	10	0	0	0	19	–	–	–	–	–
	Connecticut	AHL	47	18	20	38	73	5	2	1	3	8
2011.12	Vancouver	NHL	68	4	4	8	81	2	0	0	0	0
2012.13	Vancouver	NHL	40	3	3	6	43	4	0	0	0	4
	Tilburg	HLND	19	22	26	48	79	–	–	–	–	–
VANCOUVER			108	7	7	14	124	6	0	0	0	4
NHL TOTALS			118	7	7	14	143	6	0	0	0	4

TEAM	GP	G	A	PTS	PIM
Anaheim	5	0	1	1	0
Boston	1	0	0	0	7
Calgary	9	1	1	2	5
Carolina	3	0	0	0	0
Chicago	6	0	0	0	5
Colorado	7	0	0	0	17
Columbus	6	0	0	0	2
Dallas	7	0	1	1	17
Detroit	7	0	0	0	2
Edmonton	9	0	1	1	20
Florida	2	1	0	1	4
Los Angeles	7	0	0	0	5
Minnesota	9	0	0	0	21
Montreal	2	0	0	0	2
Nashville	7	3	2	5	5
NY Islanders	1	0	0	0	0
NY Rangers	1	0	0	0	0
Ottawa	2	1	0	1	5
Philadelphia	2	0	0	0	5
Phoenix	5	0	0	0	7
Pittsburgh	1	0	0	0	0
St. Louis	7	1	0	1	5
San Jose	6	0	0	0	0
Tampa Bay	2	0	0	0	2
Toronto	2	0	0	0	7
Vancouver	1	0	0	0	0
Washington	1	0	1	1	0

Totals 118 7 7 14 143

NHL FIRSTS

First Game: Dec. 18/10 at PHI

First Goal: Oct. 20/11 vs NSH

First Assist: Oct. 29/11 vs WSH

HONOURS

Wolf Pack's American Specialty/AHL Man of the Year: 2009

ACQUIRED

Claimed off waivers from NY Rangers October 4, 2011.

PERSONAL

Spends his off-seasons in the Winnipeg area, boating and spending time with family...Names Usain Bolt as his favourite athlete...Lists his first NHL goal as his favourite hockey memory...Names Keith Tkachuk as his favourite hockey player while growing up.

CAREER HIGHLIGHTS

2012.13: Appeared in 40 games, collecting six points (3-3-6) and 43 penalty minutes...Ranked second on the team for hits (84)...Recorded a season high five hits on two occasions, Mar. 23 at LA and Jan. 27 at SJ... Scored the game-winning goal and had four hits and three shots, Mar.19 vs STL...Collected a career high two points (0-2-2), Mar.14 vs NSH...Appeared in his 100th NHL game, registering three hits, Mar. 5 vs SJ... Scored the game-winning goal, Feb.22 at NSH...Logged a career high 14:27 of ice time on opening night, registering four hits, Jan. 19 vs ANA. **2011.12:** Registered eight points (4-4-8) and 81 penalty minutes in 68 games played with the Canucks...Recorded points in back-to-back games, collecting a goal Feb. 21 at NSH and an assist Feb. 19 at EDM...Logged a season high 11:50 TOI Feb. 19 at EDM...Registered six hits, Dec. 19 vs MIN...Recorded assists in consecutive games, Oct. 29 vs WSH and Nov. 1 at CGY...Tallied his first career goal and added three hits, Oct. 20 vs NSH...Made his Canucks debut Oct. 6 vs PIT...Was claimed off waivers by Vancouver from the NY Rangers Oct. 4. **2010.11:** Made his NHL debut with the NY Rangers Dec. 18 at PHI...Finished his first season in the NHL with 19 penalty minutes in 10 NHL contests...Split the season with the Rangers and the AHL Hartford Wolfpack...Finished sixth on the Wolf Pack in scoring, collecting 38 points (18-20-38) in 47 games. **2009.10:** Finished third among all Wolf Pack skaters in scoring with 50 points (28-22-50) in 73 games played...Tallied three goals and added an assist (3-1-4) in six playoff games with the Hartford Wolf Pack in 2009 to rank tied for first on the team in goals and second in points.

NHL MILESTONES

100th NHL Game: Mar. 5/13 vs SJ

2012.13 GAME BY GAME

Jan. 19	vs ANA	0-0	1/-1	14:27
Jan. 20	vs EDM	0-0	2/-1	10:43
Jan. 23	vs CGY	0-0	3/0	9:09
Jan. 25	@ ANA	0-0	1/0	10:41
Jan. 27	@ SJ	0-0	3/0	12:33
Jan. 28	@ LA	0-0	0/0	9:57
Jan. 30	vs COL	0-0	1/0	11:09
Feb. 1	vs CHI	0-0	0/0	9:33
Feb. 4	@ EDM	0-0	0/0	6:27
Feb. 7	vs MIN	0-0	3/0	8:07
Feb. 9	vs CGY	0-0	1/0	10:11
Feb. 12	vs MIN	0-0	0/0	7:06
Feb. 15	vs DAL	0-1	1/1	7:57
Feb. 17	vs STL	0-0	0/0	8:18
Feb. 19	@ CHI	0-0	1/0	6:27
Feb. 21	@ DAL	0-0	1/0	10:54
Feb. 22	@ NSH	1-0 (W)	2/1	9:34
Feb. 24	@ DET	0-0	0/0	10:48
Feb. 26	vs PHX	0-0	0/-2	6:27
Mar. 2	vs LA	0-0	0/-1	7:57
Mar. 3	@ CGY	0-0	0/-1	6:13
Mar. 5	vs SJ	0-0	0/-1	8:45
Mar. 7	@ CBJ	0-0	1/0	7:42
Mar. 10	@ MIN	0-0	0/0	9:46
Mar. 12	@ CBJ	0-0	0/0	8:14
Mar. 14	vs NSH	0-2	0/2	10:15
Mar. 16	vs DET	0-0	2/-2	12:01
Mar. 18	vs MIN	0-0	2/0	10:58
Mar. 19	vs STL	1-0 (W)	3/1	11:45
Mar. 21	@ PHX	0-0	2/0	12:41
Mar. 23	@ LA	0-0	1/0	13:02
Mar. 24	@ COL	INJ		
Mar. 26	vs CBJ	INJ		
Mar. 28	vs COL	INJ		
Mar. 30	@ EDM	INJ		
Apr. 1	@ SJ	INJ		
Apr. 4	vs EDM	INJ		
Apr. 6	vs CGY	1-0	1/1	7:50
Apr. 8	vs PHX	0-0	1/0	7:39
Apr. 10	@ CGY	0-0	0/0	10:10
Apr. 13	@ COL	0-0	0/0	9:47
Apr. 15	@ NSH	0-0	0/-1	10:58
Apr. 16	@ STL	0-0	0/0	6:08
Apr. 18	@ DAL	0-0	2/-1	8:18
Apr. 20	vs DET	0-0	0/0	7:22
Apr. 22	vs CHI	DND		
Apr. 25	vs ANA	DND		
Apr. 27	@ EDM	0-0	0/-2	14:14

COMPANY DIRECTORY

Home Ice	Utica Memorial Auditorium
Address	400 Oriskany Street W
	Utica, NY 13502
Telephone	315.790.9070
Fax	315.507.3136
Website	www.UticaComets.com
Media Relations Telephone	315.790.9070/315.794.8144
Media Relations Fax	315.507.3136
Ticket Info & Customer Care	315.790.9070

EXECUTIVE DIRECTORY

Mohawk Valley Garden Corporation

President	Robert Esche
Chairman	Frank R. DuRoss
Director of Administration	LuAnne Horton-Murad
Director of Operations	Michael Potrzeba
Vice President Corporate Partnerships	Michele Blum

2013.14 SEASON SCHEDULE

Fri. Oct. 11	@ Rochester Americans	7:05 PM
Sat. Oct. 12	@ Albany Devils	5:05 PM
Sat. Oct. 19	@ Rochester Americans	7:05 PM
Wed. Oct. 23	Albany Devils	7:35 PM
Fri. Oct. 25	Syracuse Crunch	7:00 PM
Sat. Oct. 26	Hamilton Bulldogs	7:00 PM
Wed. Oct. 30	Abbotsford Heat	7:00 PM
Fri. Nov. 1	Abbotsford Heat	7:00 PM
Tues. Nov. 5	Toronto Marlies	7:00 PM
Thur. Nov. 7	@ Lake Erie Monsters	7:00 PM
Fri. Nov. 8	@ Lake Erie Monsters	7:30 PM
Sun. Nov. 10	@ Hamilton Bulldogs	3:00 PM
Fri. Nov. 15	Rochester Americans	7:00 PM
Sat. Nov. 16	Texas Stars	7:00 PM
Fri. Nov. 22	@ Rochester Americans	7:05 PM
Sat. Nov. 23	Rochester Americans	7:00 PM
Tues. Nov. 26	Lake Erie Monsters	7:00 PM
Fri. Nov. 29	@ Abbotsford Heat	10:00 PM
Sat. Nov. 30	@ Abbotsford Heat	10:00 PM
Wed. Dec. 4	@ Rochester Americans	7:05 PM
Fri. Dec. 6	Bridgeport Sound Tigers	7:00 PM
Sat. Dec. 7	@ Adirondack Phantoms	7:00 PM
Fri. Dec. 13	Binghamton Senators	7:00 PM
Sat. Dec. 14	@ Wilkes-Barre/Scranton Penguins	7:05 PM
Sun. Dec. 15	Lake Erie Monsters	3:00 PM
Wed. Dec. 18	Abbotsford Heat	7:00 PM
Fri. Dec. 20	Abbotsford Heat	7:00 PM
Fri. Dec. 27	Binghamton Senators	7:00 PM
Sat. Dec. 28	Hamilton Bulldogs	7:00 PM
Wed. Jan. 1	Lake Erie Monsters	3:00 PM
Fri. Jan. 3	Rochester Americans	7:00 PM
Sat. Jan. 4	@ Toronto Marlies	5:00 PM
Wed. Jan. 8	@ Oklahoma City Barons	8:00 PM
Sat. Jan. 11	@ Texas Stars	8:00 PM
Mon. Jan. 13	@ San Antonio Rampage	8:00 PM
Fri. Jan. 17	Albany Devils	7:00 PM
Sat. Jan. 18	@ Hamilton Bulldogs	7:00 PM
Tues. Jan. 21	Chicago Wolves	7:00 PM
Fri. Jan. 24	@ Abbotsford Heat	10:00 PM

HOCKEY OPERATIONS

Governor	Francesco Aquilini
Alternate Governors	Michael D. Gillis, Victor de Bonis,
	Laurence Gilman
Director, Hockey Operations	Pat Conacher
Head Coach	Travis Green
Assistant Coach	Nolan Baumgartner
Assistant Coach	Paul Jerrard
Broadcaster/Head of Public Relations	Brendan Burke
Director, Communications	Mark Caswell, Jr.
Director, Game Presentation	Gina Nasivera
Athletic Trainer	Dustin Flynn
Equipment Manager	John Forget
Assistant Equipment Manager	Taylor Anderson

Sat. Jan. 25	@ Abbotsford Heat	10:00 PM
Tues. Jan. 28	Lake Erie Monsters	7:00 PM
Fri. Jan. 31	Syracuse Crunch	7:00 PM
Sat. Feb. 1	Rockford IceHogs	7:00 PM
Tues. Feb. 4	@ Chicago Wolves	12:00 PM
Wed. Feb. 5	@ Iowa Wild	8:05 PM
Fri. Feb. 7	@ Milwaukee Admirals	8:00 PM
Sun. Feb. 9	@ Rockford IceHogs	5:00 PM
Fri. Feb. 14	@ Rochester Americans	7:05 PM
Sat. Feb. 15	Rochester Americans	7:00 PM
Sun. Feb. 16	@ Toronto Marlies	3:00 PM
Fri. Feb. 21	@ Syracuse Crunch	7:00 PM
Sat. Feb. 22	@ Binghamton Senators	7:05 PM
Sun. Feb. 23	@ Albany Devils	3:00 PM
Wed. Feb. 26	San Antonio Rampage	7:00 PM
Fri. Feb. 28	Adirondack Phantoms	7:00 PM
Sun. Mar. 2	@ Bridgeport Sound Tigers	3:00 PM
Wed. Mar. 5	Oklahoma City Barons	7:00 PM
Fri. Mar. 7	Wilkes-Barre/Scranton Penguins	7:00 PM
Sat. Mar. 8	@ Binghamton Senators	7:05 PM
Fri. Mar. 14	@ Abbotsford Heat	10:00 PM
Sat. Mar. 15	@ Abbotsford Heat	10:00 PM
Fri. Mar. 21	Adirondack Phantoms	7:00 PM
Sat. Mar. 22	@ Wilkes-Barre/Scranton Penguins	7:05 PM
Sun. Mar. 23	Milwaukee Admirals	5:00 PM
Fri. Mar. 28	Abbotsford Heat	7:00 PM
Sat. Mar. 29	Abbotsford Heat	7:00 PM
Sun. Mar. 30	Iowa Wild	3:00 PM
Fri. Apr. 4	Toronto Marlies	7:00 PM
Sat. Apr. 5	@ Syracuse Crunch	7:00 PM
Sun. Apr. 6	@ Toronto Marlies	3:00 PM
Thur. Apr. 10	@ Lake Erie Monsters	7:00 PM
Fri. Apr. 11	@ Lake Erie Monsters	7:30 PM
Sun. Apr. 13	@ Adirondack Phantoms	5:00 PM
Wed. Apr. 16	Rochester Americans	7:00 PM
Fri. Apr. 18	Toronto Marlies	7:00 PM
Sat. Apr. 19	Wilkes-Barre/Scranton Penguins	7:00 PM

Please note all times are Eastern Standard Time

TRAVIS GREEN

HEAD COACH

Born: December 20, 1970

Birthplace: Castlegar, BC

Residence: Utica, NY

Family: Wife, Sherree; Sons, Blake and Brody; Daughter, Jordyn


Travis Green was named the first Head Coach in Utica Comets history on July 11, 2013.

He has spent his entire coaching career in the Western Hockey League (WHL), a major junior league based in Western Canada and the Northwestern United States.

The 42-year-old took over as Head Coach of the Portland Winterhawks, during the 2012-13 season. Under Green's tutelage, the Winterhawks compiled a 37-8-0-2 record on the way to the WHL Championship Title. The Green-led Winterhawks went on to lose to the Halifax Mooseheads in the Memorial Cup Finals.

Prior to coaching, Green played 14 years in the National Hockey League, as a member of the New York Islanders, Mighty Ducks of Anaheim, Phoenix Coyotes, Toronto Maple Leafs, and Boston Bruins. During his time in the NHL, he compiled 193 goals, and 455 total points. His team made the playoffs in seven of the 14 seasons. In the 1989 NHL Entry Draft, the Islanders selected Green in the second round (23rd overall).

Green's best season came during the 1995-96 season with the New York Islanders. That season he notched career-highs in goals scored (25), assists (45), total points (70) and power play goals (14).



TRAVIS GREEN

NOLAN BAUMGARTNER

ASSISTANT COACH

Born: March 23, 1976

Birthplace: Calgary, AB

Residence: Utica, NY


Family: Wife, Liz; Son, Jake

Baumgartner, 37, enters his first season as a Comets Assistant Coach and second season as the Canucks primary affiliate's Assistant Coach. Prior to being named Assistant Coach with the Chicago Wolves to start the 2012-13 season, Baumgartner completed a 17-year professional playing career where he served in a leadership role as captain of both the Chicago Wolves and Manitoba Moose.

In 143 career regular season NHL games, Baumgartner recorded 47 points (7-40-47) and 69 penalty minutes with Washington, Chicago, Vancouver, Pittsburgh, Philadelphia and Dallas. The Calgary, AB, native played 878 regular season AHL games, earning 390 points (83-307-390) and 815 penalty minutes. He also accumulated 29 points (4-25-29) and 85 penalty minutes in 86 career Calder Cup playoff outings, including an appearance in the 2009 Calder Cup Final as a member of the Manitoba Moose.

Baumgartner also represented Canada at the World Junior Championships in 1995 and 1996, winning gold at both tournaments and serving as captain in 1996.

Selected 10th overall by the Washington Capitals in the 1994 NHL Entry Draft, Baumgartner was a member of the Memorial Cup championship Kamloops Blazers in 1994 and 1995.



NOLAN BAUMGARTNER



PAUL JERRARD

PAUL JERRARD ASSISTANT COACH

Born: April 20, 1965

Birthplace: Winnipeg, MB

Residence: Utica, NY

Family: Wife, Cheryl; Daughters, Meaghan and Catherine

Paul Jerrard joined the Utica Comets first coaching staff on August 12, 2013.

Paul spent the last two seasons in the National Hockey League as the Dallas Stars' Assistant Coach. Prior to that, the Winnipeg, Manitoba, native spent the previous eight years in the American Hockey League as an Assistant Coach with the Hershey Bears, Iowa Stars, Iowa Chops and Texas Stars. He helped the Texas Stars reach the AHL Playoffs both years he coached there, including the Stars' run to the Calder Cup Finals in the franchise's inaugural season of 2009/10. Jerrard assisted Texas in posting a cumulative 87-56-17 record during the regular season, and a 16-14 record during the playoffs with Texas. In 2002/03, Jerrard was responsible for video as the Colorado Avalanche's assistant coach. He also coached four years at his alma mater, Lake

Superior State University from 1999-2002, as well as the 1997/98 season.

Before coaching, Jerrard spent 10 years as a defenceman in professional hockey. He was drafted in the 1983 NHL Entry Draft by the New York Rangers in the ninth round (173rd overall). He made his National Hockey League debut as a member of the Minnesota North Stars in 1988 and played in five games for Minnesota that season. Jerrard played parts of six seasons with the Kalamazoo Wings of the International Hockey League and was a member of the 1997 Calder Cup winning Hershey Bears of the AHL.



IN THE SYSTEM

PETER ANDERSSON

DEFENCE SHOOTS LEFT 6'3" 202 LBS KVIDINGE, SWEDEN APR. 13, 1991



REGULAR SEASON PLAYOFFS

SEASON	TEAM	LEA	GP	G	A	PTS	PIM	GP	G	A	PTS	PIM
2007.08	Frolunda HC	SWE	1	0	0	0	0	-	-	-	-	-
2008.09	Frolunda J20	SWE-JR	36	3	5	8	42	4	0	1	1	0
2009.10	Frolunda HC	SWE	21	1	4	5	4	-	-	-	-	-
	Boras HC	SWE-2	10	2	4	6	12	-	-	-	-	-
2010.11	Boras HC	SWE-2	30	2	2	4	24	-	-	-	-	-
	Frolunda HC	SWE	27	0	0	0	8	-	-	-	-	-
2011.12	Orebro	SWE-2	40	7	2	9	20	-	-	-	-	-
2012.13	Chicago	AHL	42	1	7	8	16	-	-	-	-	-

ACQUIRED

Vancouver's fifth round choice, 143rd overall in the 2009 NHL Entry Draft.

STEVEN ANTHONY

LEFT WING SHOOTS LEFT 6'2" 200 LBS HALIFAX, NS MAR. 21, 1991



REGULAR SEASON PLAYOFFS


SEASON	TEAM	LEA	GP	G	A	PTS	PIM	GP	G	A	PTS	PIM
2007.08	Saint John	QMJHL	55	6	8	14	38	10	1	1	2	2
2008.09	Saint John	QMJHL	67	19	29	48	47	4	1	2	3	4
2009.10	Saint John	QMJHL	61	18	23	41	28	5	0	0	0	6
2010.11	Saint John	QMJHL	61	23	37	60	23	14	5	7	12	12
2011.12	Kalamazoo	ECHL	34	8	12	20	28	-	-	-	-	-
2012.13	Kalamazoo	ECHL	41	3	8	11	10	-	-	-	-	-

ACQUIRED

Vancouver's seventh round choice, 187th overall in the 2009 NHL Entry Draft.

DARREN ARCHIBALD

LEFT WING SHOOTS LEFT 6'3" 204 LBS NEWMARKET, ON FEB. 9, 1990



REGULAR SEASON PLAYOFFS

SEASON	TEAM	LEA	GP	G	A	PTS	PIM	GP	G	A	PTS	PIM
2007.08	Stouffville	OPJHL	49	21	27	48	46	15	9	9	18	35
2008.09	Barrie	OHL	68	25	24	49	35	5	4	3	7	2
2009.10	Barrie	OHL	57	26	33	59	62	16	5	5	10	16
2010.11	Barrie	OHL	24	18	12	30	21	-	-	-	-	-
	Niagara	OHL	37	23	13	36	30	14	10	4	14	6
2011.12	Chicago	AHL	20	1	0	1	10	-	-	-	-	-
	Kalamazoo	ECHL	49	14	31	45	59	14	2	4	6	21
2012.13	Chicago	AHL	55	12	10	22	47	-	-	-	-	-
	Kalamazoo	ECHL	18	6	7	13	29	-	-	-	-	-

ACQUIRED

Signed as a free agent December 13, 2010.


FORWARD **SHOOTS RIGHT** **6'3"** **175 LBS** **MORRISTOWN, NJ** **DEC. 14, 1992**

REGULAR SEASON PLAYOFFS

SEASON	TEAM	LEA	GP	G	A	PTS	PIM	GP	G	A	PTS	PIM
2008.09	New Jersey	AYHL	29	4	7	11	12	—	—	—	—	—
2009.10	New Jersey	MTJHL	38	4	10	14	60	4	2	0	2	0
2010.11	New Jersey	MTJHL	38	23	24	47	34	2	2	0	2	0
2011.12	Phillips Exeter	USHS	28	39	34	73	18	—	—	—	—	—
2012.13	Yale	ECAC	15	0	0	0	8	—	—	—	—	—

ACQUIRED

Vancouver's seventh round choice, 207th overall in the 2012 NHL Entry Draft.



ALEX BIEGA

DEFENCE **SHOOTS RIGHT** **5'10"** **185 LBS** **MONTREAL, QC** **APR. 4, 1988**

REGULAR SEASON PLAYOFFS

SEASON	TEAM	LEA	GP	G	A	PTS	PIM	GP	G	A	PTS	PIM
2006.07	Harvard	NCAA	33	6	12	18	36	—	—	—	—	—
2007.08	Harvard	NCAA	34	3	19	22	28	—	—	—	—	—
2008.09	Harvard	NCAA	31	4	16	20	46	—	—	—	—	—
2009.10	Harvard	NCAA	33	2	8	10	30	—	—	—	—	—
2010.11	Portland	AHL	61	3	15	18	52	12	1	1	2	6
2011.12	Rochester	AHL	65	5	18	23	47	2	0	2	2	6
2012.13	Rochester	AHL	72	5	20	25	59	3	0	2	2	2

ACQUIRED

Signed as a free agent, July 5, 2013.



JEREMIE BLAIN


DEFENCE **SHOOTS RIGHT** **6'3"** **197 LBS** **LONGUEUIL, QC** **MAR. 19, 1992**

REGULAR SEASON PLAYOFFS

SEASON	TEAM	LEA	GP	G	A	PTS	PIM	GP	G	A	PTS	PIM
2008.09	Victoriaville	QMJHL	27	1	3	4	0	—	—	—	—	—
	Acadie-Bathurst	QMJHL	22	0	3	3	6	5	0	2	2	4
2009.10	Acadie-Bathurst	QMJHL	64	4	34	38	72	5	2	2	4	10
2010.11	Acadie-Bathurst	QMJHL	40	2	35	37	48	4	2	2	4	4
2011.12	Acadie-Bathurst	QMJHL	29	6	18	24	54	—	—	—	—	—
	Victoriaville	QMJHL	29	3	23	26	38	4	0	2	2	6
2012.13	Chicago	AHL	25	0	4	4	40	—	—	—	—	—
	Idaho	ECHL	47	7	24	31	58	—	—	—	—	—


ACQUIRED

Signed as a free agent, July 5, 2013.



LUDWIG BLOMSTRAND

LEFT WING SHOOTS LEFT 6'1" 216 LBS UPPSALA, SWEDEN MAR. 8, 1993



REGULAR SEASON								PLAYOFFS				
SEASON	TEAM	LEA	GP	G	A	PTS	PIM	GP	G	A	PTS	PIM
2008.09	Almtuna	SWE-U18	10	3	0	3	8	-	-	-	-	-
	Gimo	SWE-4	26	17	10	27	18	-	-	-	-	-
2009.10	Djurgarden	SWE-U18	35	9	19	28	24	5	0	2	2	0
2010.11	Djurgarden	SWE-U18	9	2	11	13	4	5	1	3	4	10
	Djurgarden	SWE-JR	35	3	4	7	14	3	0	0	0	2
2011.12	Djurgarden	SEL	18	0	1	1	4	-	-	-	-	-
	Djurgarden	SWE-JR	41	16	15	31	62	-	-	-	-	-
2012.13	Chicago	AHL	8	1	1	2	2	-	-	-	-	-
	Almtuna	SWE-2	30	13	6	19	12	-	-	-	-	-
	Djurgarden	SWE-1	14	0	0	0	8	-	-	-	-	-

ACQUIRED

Vancouver's fourth round choice, 120th overall in the 2011 NHL Entry Draft.

JOE CANNATA

GOALTENDER CATCHES LEFT 6'1" 206 LBS WAKEFIELD, MA JAN. 2, 1990



REGULAR SEASON


SEASON	TEAM	LEA	GP	MIN	GA	SO	GAA	W	L	T	SVS	PCT
2007.08	USNTDP U-18	NAHL	5	307	12	0	2.35	3	1	1	128	.914
2008.09	Merrimack	NCAA	23	1,353	53	2	2.35	7	11	4	595	.918
2009.10	Merrimack	NCAA	24	1,362	69	2	3.04	10	13	1	633	.902
2010.11	Merrimack	NCAA	39	2,252	93	1	2.48	25	10	4	947	.911
2011.12	Merrimack	NCAA	36	2,179	79	2	2.18	17	12	7	977	.925
	Chicago	AHL	1	60	2	0	2.00	1	0	0	38	.950
2012.13	Chicago	AHL	14	747	33	0	2.65	6	6	0	344	.912
	Kalamazoo	ECHL	7	419	23	0	3.29	3	4	0	218	.905

ACQUIRED

Vancouver's sixth round choice, 173rd overall in the 2009 NHL Entry Draft.

COLE CASSELS

CENTRE SHOOTS RIGHT 6'0" 177 LBS COLUMBUS, OH MAY 4, 1995



REGULAR SEASON								PLAYOFFS				
SEASON	TEAM	LEA	GP	G	A	PTS	PIM	GP	G	A	PTS	PIM
2011.12	Oshawa	OHL	64	3	8	11	31	6	1	0	1	6
2012.13	Oshawa	OHL	64	15	28	43	61	9	1	0	1	14

ACQUIRED

Vancouver's third round choice, 85th overall in the 2013 NHL Entry Draft.

ANTON CEDERHOLM

DEFENCE SHOOTS LEFT 6'2" 205 LBS HELSINGBORG, SWEDEN FEB. 21, 1995

STATS REGULAR SEASON PLAYOFFS

SEASON	TEAM	LEA	GP	G	A	PTS	PIM	GP	G	A	PTS	PIM
2009.10	Jonstorp U18	SWE-U18	12	1	3	4	14	-	-	-	-	-
	Jonstorp Jr.	SWE-Jr.	3	0	0	0	4	-	-	-	-	-
2010.11	Rogle U18	SWE-U18	31	4	8	12	18	4	0	1	1	2
	Rogle Jr.	SWE-Jr.	2	0	0	0	0	-	-	-	-	-
2011.12	Rogle U18	SWE-U18	8	1	3	4	45	-	-	-	-	-
	Rogle Jr.	SWE-Jr.	41	3	5	8	71	-	-	-	-	-
2012.13	Rogle U18	SWE-U18	8	0	1	1	10	3	0	1	1	6
	Rogle Jr.	SWE-Jr.	36	5	8	13	64	2	0	0	0	0
	Rogle	SWE	12	0	0	0	6	-	-	-	-	-

ACQUIRED

Signed as a free agent July 2, 2008.



THE PLAYERS

FRANK CORRADO

DEFENCE SHOOTS RIGHT 6'1" 200 LBS WOODBRIDGE, ON MAR. 26, 1993

REGULAR SEASON PLAYOFFS


SEASON	TEAM	LEA	GP	G	A	PTS	PIM	GP	G	A	PTS	PIM
2009.10	Sudbury	OHL	63	1	8	9	46	4	0	1	1	0
2010.11	Sudbury	OHL	67	4	26	30	94	8	1	4	5	8
2011.12	Chicago	AHL	4	0	1	1	0	2	0	0	0	0
	Sudbury	OHL	60	3	23	26	81	4	0	0	0	12
2012.13	Vancouver	NHL	3	0	0	0	0	4	0	0	0	0
	Chicago	AHL	3	0	2	2	0	-	-	-	-	-
	Sudbury	OHL	41	6	21	27	44	-	-	-	-	-
	Kitchener	OHL	28	1	17	18	45	10	1	1	2	6

VANCOUVER/NHL TOTALS

3 0 0 0 0 4 0 0 0 0

ACQUIRED

Vancouver's fifth round choice, 150th overall in the 2011 NHL Entry Draft.



BRANDON DEFAZIO

LEFT WING SHOOTS LEFT 6'1" 199 LBS OAKVILLE, ON SEPT. 13, 1988

REGULAR SEASON PLAYOFFS

SEASON	TEAM	LEA	GP	G	A	PTS	PIM	GP	G	A	PTS	PIM
2005.06	Oakville	OPJHL	11	2	11	13	8	-	-	-	-	-
	Milton	OPJHL	36	10	6	16	38	-	-	-	-	-
2006.07	Oakville	OPJHL	46	12	33	45	135	-	-	-	-	-
2007.08	Clarkson	NCAA	37	3	4	7	34	-	-	-	-	-
2008.09	Clarkson	NCAA	33	7	11	18	28	-	-	-	-	-
	Clarkson	NCAA	35	12	14	26	58	-	-	-	-	-
2010.11	Wilkes-Barre/Scranton	AHL	2	0	0	0	0	-	-	-	-	-
	Wheeling	ECHL	10	4	5	9	7	14	4	2	6	8
	Clarkson	NCAA	36	14	12	26	56	-	-	-	-	-
2011.12	Wilkes-Barre/Scranton	AHL	66	11	5	16	104	12	0	0	0	6
2012.13	Bridgeport Sound	AHL	69	11	14	25	139	-	-	-	-	-


ACQUIRED

Signed as a free agent, July 12, 2013.



JOACIM ERIKSSON

GOALTENDER CATCHES RIGHT 6'2" 190 LBS GAVLE, SWEDEN APR. 9, 1990



REGULAR SEASON

SEASON	TEAM	LEA	GP	MIN	GA	SO	GAA	W	L	T	SVS	PCT
2010.11	Skelleftea HC	SEL	17	939	40	1	2.56	0	0	0	388	.906
2011.12	Skelleftea HC	SEL	33	2016	61	3	1.82	0	0	0	837	.932
2012.13	Skelleftea HC	SEL	30	1726	48	5	1.67	21	9	0	652	.931

ACQUIRED

Signed as a free agent, June 17, 2013.

BENN FERRIERO

CENTRE SHOOTS RIGHT 5'11" 177 LBS ESSEX, MA APR. 29, 1987



REGULAR SEASON

PLAYOFFS

SEASON	TEAM	LEA	GP	G	A	PTS	PIM	GP	G	A	PTS	PIM
2005.06	Boston College	NCAA	42	16	9	25	36	-	-	-	-	-
2006.07	Boston College	NCAA	42	23	23	46	43	-	-	-	-	-
2007.08	Boston College	NCAA	44	17	25	42	71	-	-	-	-	-
2008.09	Boston College	NCAA	37	8	18	26	44	-	-	-	-	-
2009.10	San Jose	NHL	24	2	3	5	8	-	-	-	-	-
	Worcester	AHL	58	19	31	50	20	11	4	2	6	4
2010.11	San Jose	NHL	33	5	4	9	9	8	1	0	1	6
	Worcester	AHL	43	16	17	33	16	-	-	-	-	-
2011.12	San Jose	NHL	35	7	1	8	8	-	-	-	-	-
	Worcester	AHL	20	9	11	20	18	-	-	-	-	-
2012.13	NY Rangers	NHL	4	0	1	1	0	-	-	-	-	-
	Wilkes-Barre/Scranton	AHL	34	4	14	18	14	-	-	-	-	-
	Connecticut	AHL	23	4	8	12	17	-	-	-	-	-

NHL TOTALS


96 14 9 23 25 8 1 0 1 6

ACQUIRED

Signed as a free agent, July 12, 2013.

ALEX FRIESEN

CENTRE SHOOTS LEFT 5'10" 185 LBS NIAGARA-ON-THE-LAKE, ON JAN. 30, 1991



REGULAR SEASON

PLAYOFFS

SEASON	TEAM	LEA	GP	G	A	PTS	PIM	GP	G	A	PTS	PIM
2007.08	Niagara	OHL	46	5	9	14	26	10	0	2	2	6
2008.09	Niagara	OHL	64	11	22	33	94	12	3	7	10	25
2009.10	Niagara	OHL	60	23	37	60	94	5	1	6	7	8
2010.11	Niagara	OHL	60	26	40	66	61	14	2	8	10	19
2011.12	Niagara	OHL	62	26	45	71	106	20	8	14	22	18
2012.13	Chicago	AHL	42	1	4	5	22	-	-	-	-	-
	Kalamazoo	ECHL	10	0	4	4	2	-	-	-	-	-

ACQUIRED

Vancouver's sixth round choice, 172nd overall in the 2010 NHL Entry Draft.

BRENDAN GAUNCE

CENTRE **SHOOTS LEFT** **6'2"** **218 LBS** **MARKHAM, ON** **MAR. 25, 1994**


STATS REGULAR SEASON

SEASON	TEAM	LEA	GP	G	A	PTS	PIM	GP	G	A	PTS	PIM
2009.10	Markham	OJHL	1	0	0	0	0	-	-	-	-	-
2010.11	Belleville	OHL	65	11	25	36	40	4	0	0	0	4
2011.12	Belleville	OHL	68	28	40	68	68	6	1	2	3	2
2012.13	Belleville	OHL	60	33	27	60	44	17	8	14	22	10

PLAYOFFS

ACQUIRED

Vancouver's first round choice, 26th overall in the 2012 NHL Entry Draft.



THE PLAYERS

ALEXANDRE GRENIER

RIGHT WING **SHOOTS RIGHT** **6'4"** **217 LBS** **LAVAL, QC** **SEPT. 5, 1991**


STATS REGULAR SEASON

SEASON	TEAM	LEA	GP	G	A	PTS	PIM	GP	G	A	PTS	PIM
2010.11	Quebec	QMJHL	31	9	15	24	6	15	8	8	16	4
2011.12	Halifax	QMJHL	64	25	39	64	42	17	4	12	16	19
2012.13	Chicago	AHL	4	0	0	0	2	-	-	-	-	-
	Salzburg	AUS	25	5	8	13	21	-	-	-	-	-
	Kalamazoo	ECHL	37	10	21	31	51	-	-	-	-	-

PLAYOFFS

ACQUIRED

Vancouver's third round choice, 90th overall in the 2011 NHL Entry Draft.



ZACH HAMILL

CENTRE **SHOOTS RIGHT** **5'11"** **179 LBS** **PORT COQUITLAM, BC** **SEPT. 23, 1988**

STATS REGULAR SEASON

SEASON	TEAM	LEA	GP	G	A	PTS	PIM	GP	G	A	PTS	PIM
2003.04	Everett	WHL	4	0	2	2	0	20	3	2	5	2
2004.05	Everett	WHL	57	8	25	33	29	11	2	3	5	8
2005.06	Everett	WHL	53	21	38	59	28	15	3	11	14	4
2006.07	Everett	WHL	69	32	61	93	90	12	2	8	10	16
2007.08	Providence	AHL	7	0	5	5	6	9	1	3	4	0
	Everett	WHL	67	26	49	75	88	4	0	3	3	2
2008.09	Providence	AHL	65	13	13	26	40	16	1	5	6	4
2009.10	Boston	NHL	1	0	1	1	0	-	-	-	-	-
	Providence	AHL	75	14	30	44	24	-	-	-	-	-
2010.11	Boston	NHL	3	0	1	1	0	-	-	-	-	-
	Providence	AHL	68	9	34	43	66	-	-	-	-	-
2011.12	Boston	NHL	16	0	2	2	4	-	-	-	-	-
	Providence	AHL	41	8	13	21	24	-	-	-	-	-
2012.13	Hershey	AHL	40	11	11	22	34	-	-	-	-	-
	San Antonio	AHL	26	5	13	18	20	-	-	-	-	-
	Milwaukee	AHL	6	3	1	4	0	4	1	1	2	2

NHL TOTALS

20 **0** **4** **4** **4** **-** **-** **-** **-** **-**


ACQUIRED

Signed as a free agent, July 25, 2013.



BO HORVAT

CENTRE SHOOTS LEFT 6'0" 218 LBS RODNEY, ON APR. 5, 1995



STATS REGULAR SEASON

PLAYOFFS


SEASON	TEAM	LEA	GP	G	A	PTS	PIM	GP	G	A	PTS	PIM
2011.12	London	OHL	64	11	19	30	8	18	1	3	4	0
2012.13	London	OHL	67	33	28	61	29	21	16	7	23	10

ACQUIRED

Vancouver's first round choice, ninth overall in the 2013 NHL Entry Draft.

BEN HUTTON

DEFENCE SHOOTS LEFT 6'2" 192 LBS PRESCOTT, ON APR. 20, 1993



STATS REGULAR SEASON

PLAYOFFS


SEASON	TEAM	LEA	GP	G	A	PTS	PIM	GP	G	A	PTS	PIM
2008.09	Kemptville	CJHL	4	0	0	0	2	-	-	-	-	-
2009.10	Kemptville	CJHL	60	16	18	34	6	4	0	0	0	2
2010.11	Kemptville	CCHL	61	8	27	35	28	-	-	-	-	-
2011.12	Kemptville	CCHL	35	7	20	27	25	-	-	-	-	-
	Nepean	CCHL	22	4	12	16	6	18	5	8	13	6
2012.13	U. of Maine	NCAA	34	4	11	15	18	-	-	-	-	-

ACQUIRED

Vancouver's fifth round choice, 147th overall in the 2012 NHL Entry Draft.

NICKLAS JENSEN

RIGHT WING SHOOTS LEFT 6'3" 197 LBS HERNING, DENMARK MAR. 6, 1993



REGULAR SEASON

PLAYOFFS

SEASON	TEAM	LEA	GP	G	A	PTS	PIM	GP	G	A	PTS	PIM
2009.10	Herning	DEN	34	12	14	26	28	10	6	4	10	8
2010.11	Oshawa	OHL	61	29	29	58	42	10	7	4	11	2
2011.12	Chicago	AHL	6	4	0	4	6	2	2	0	2	0
	Oshawa	OHL	57	25	33	58	29	6	1	4	5	0
2012.13	Vancouver	NHL	2	0	0	0	0	-	-	-	-	-
	Chicago	AHL	20	2	2	4	8	-	-	-	-	-
	AIK	SEL	50	17	6	23	16	-	-	-	-	-

VANCOUVER/NHL TOTALS

2 0 0 0 0 - - - - -

ACQUIRED

Vancouver's first round choice, 29th overall in the 2011 NHL Entry Draft.

LEFT WING **SHOOTS LEFT** **6'0"** **201 LBS** **RIGA, LATVIA** **FEB. 28, 1991**

REGULAR SEASON PLAYOFFS

SEASON	TEAM	LEA	GP	G	A	PTS	PIM	GP	G	A	PTS	PIM
2008.09	Kusnacht Jr.	Swiss-Jr.	6	6	6	12	6	-	-	-	-	-
	GCK Zurich	Swiss-2	42	2	8	10	24	-	-	-	-	-
2009.10	GCK Zurich Jr.	Swiss-Jr.	30	13	18	31	38	9	0	4	4	10
	GCK Zurich	Swiss-2	4	1	3	4	4	-	-	-	-	-
2010.11	GCK Zurich Jr.	Swiss-Jr.	18	7	14	21	45	11	7	13	20	24
	GCK Zurich	Swiss-2	11	1	2	3	8	-	-	-	-	-
2011.12	Zurich	Swiss	47	6	12	18	48	15	0	4	4	6
2012.13	Zurich	Swiss	45	3	14	17	12	12	4	4	8	10

ACQUIRED

Signed as a free agent, July 30, 2013.



JOSEPH LABATE


CENTRE **SHOOTS LEFT** **6'4"** **190 LBS** **BURNSVILLE, MN** **APR. 16, 1993**

REGULAR SEASON PLAYOFFS

SEASON	TEAM	LEA	GP	G	A	PTS	PIM	GP	G	A	PTS	PIM
2009.10	A. of Holy Angels	High-MN	25	29	29	58	26	2	0	1	1	2
2010.11	A. of Holy Angels	High-MN	25	27	22	49	42	1	2	1	3	0
2011.12	Wisconsin	NCAA	37	5	15	20	24	-	-	-	-	-
2012.13	Wisconsin	NCAA	41	9	14	23	51	-	-	-	-	-

ACQUIRED

Vancouver's fourth round choice, 101st overall in the 2011 NHL Entry Draft.



KELLAN LAIN

FORWARD **SHOOTS LEFT** **6'6"** **217 LBS** **OAKVILLE, ON** **AUG. 11, 1989**

REGULAR SEASON PLAYOFFS

SEASON	TEAM	LEA	GP	G	A	PTS	PIM	GP	G	A	PTS	PIM
2007.08	Orleans	OJHL	31	9	13	22	51	21	11	4	15	60
2008.09	Oakville	OJHL	47	19	23	42	74	18	10	6	16	22
2009.10	Oakville	OJHL	16	8	9	17	16	17	5	17	22	22
2010.11	Lake Superior	CCHA	38	4	4	8	40	-	-	-	-	-
2011.12	Lake Superior	CCHA	38	9	6	15	59	-	-	-	-	-
2012.13	Chicago	AHL	13	0	0	0	6	-	-	-	-	-
	Lake Superior	CCHA	32	8	8	16	111	-	-	-	-	-

ACQUIRED

Signed as a free agent, March 16, 2013.



MILES LIBERATI

DEFENCE SHOOTS LEFT 6'0" 195 LBS CHESWICK, PA JUN. 21, 1995



STATS REGULAR SEASON

PLAYOFFS


SEASON	TEAM	LEA	GP	G	A	PTS	PIM	GP	G	A	PTS	PIM
2012.13	London	OHL	42	3	6	9	25	10	0	1	1	0

ACQUIRED

Vancouver's seventh round choice, 205th overall in the 2013 NHL Entry Draft.

ALEXANDRE MALLET

CENTRE SHOOTS RIGHT 6'1" 201 LBS AMQUI, QC MAY 22, 1992



STATS REGULAR SEASON

PLAYOFFS

SEASON	TEAM	LEA	GP	G	A	PTS	PIM	GP	G	A	PTS	PIM
2008.09	Rouyn-Noranda	QMJHL	10	1	0	1	0	1	0	1	1	0
2009.10	Rouyn-Noranda	QMJHL	39	4	5	9	31	-	-	-	-	-
	Rimouski	QMJHL	26	5	5	10	54	12	2	0	2	6
2010.11	Rimouski	QMJHL	60	10	9	19	86	5	0	2	2	7
2011.12	Rimouski	QMJHL	68	34	47	81	132	21	10	15	25	22
2012.13	Chicago	AHL	18	0	1	1	7	-	-	-	-	-
	Kalamazoo	ECHL	44	10	19	29	48	-	-	-	-	-

ACQUIRED

Vancouver's second round choice, 57th overall in the 2012 NHL Entry Draft.

EVAN MCENENY

DEFENCE SHOOTS LEFT 6'2" 205 LBS HAMILTON, ON MAY 22, 1994



STATS REGULAR SEASON

PLAYOFFS

SEASON	TEAM	LEA	GP	G	A	PTS	PIM	GP	G	A	PTS	PIM
2009.10	Burlington	OJHL	4	0	1	1	0	-	-	-	-	-
2010.11	Kitchener	OHL	44	0	4	4	14	4	0	0	0	0
2011.12	Kitchener	OHL	2	0	2	2	4	-	-	-	-	-
2012.13	Kitchener	OHL	65	6	28	34	42	10	1	3	4	14

ACQUIRED

Signed as a free agent, September 13, 2012.

DEFENCE SHOOTS LEFT 6'2" 190 LBS GLEN HEAD, NY DEC. 4, 1991

REGULAR SEASON PLAYOFFS

SEASON	TEAM	LEA	GP	G	A	PTS	PIM	GP	G	A	PTS	PIM
2008.09	Suffolk PAL	MTJHL	52	25	41	66	72	-	-	-	-	-
2009.10	Milton Academy	HIGH-MA	28	14	21	35	-	-	-	-	-	-
2010.11	Milton Academy	HIGH-MA	28	22	29	51	-	-	-	-	-	-
2011.12	Harvard	NCAA	34	6	22	28	40	-	-	-	-	-
2012.13	Harvard	NCAA	7	1	2	3	6	-	-	-	-	-

ACQUIRED

Vancouver's fourth round choice, 115th overall in the 2010 NHL Entry Draft.



PATRICK MULLEN

DEFENCE SHOOTS RIGHT 5'11" 177 LBS PITTSBURGH, PA MAY 6, 1986

STATS REGULAR SEASON

PLAYOFFS

SEASON	TEAM	LEA	GP	G	A	PTS	PIM	GP	G	A	PTS	PIM
2004.05	Sioux Falls	USHL	60	14	23	37	8	-	-	-	-	-
2005.06	U. of Denver	NCAA	37	7	10	17	24	-	-	-	-	-
2006.07	U. of Denver	NCAA	37	5	12	17	20	-	-	-	-	-
2007.08	U. of Denver	NCAA	40	4	18	22	65	-	-	-	-	-
2008.09	U. of Denver	NCAA	38	4	21	25	39	-	-	-	-	-
2009.10	Manchester	AHL	44	4	6	10	16	2	0	0	0	2
	Ontario	ECHL	1	0	0	0	0	-	-	-	-	-
2010.11	Manchester	AHL	67	3	17	20	32	7	0	1	1	4
2011.12	Manchester	AHL	69	13	28	41	45	4	1	2	3	8
2012.13	Chicago	AHL	2	0	0	0	0	-	-	-	-	-

ACQUIRED

Signed as a free agent July 5, 2012.



WESLEY MYRON

FORWARD SHOOTS LEFT 6'2" 188 LBS VICTORIA, BC AUG. 16, 1992

REGULAR SEASON PLAYOFFS

SEASON	TEAM	LEA	GP	G	A	PTS	PIM	GP	G	A	PTS	PIM
2009.10	Victoria	BCHL	46	13	15	28	13	6	0	1	1	0
2010.11	Victoria	BCHL	59	20	21	41	21	12	3	3	6	6
2011.12	Victoria	BCHL	26	17	25	42	18	-	-	-	-	-
2012.13	Kalamazoo	ECHL	17	2	7	9	8	-	-	-	-	-
	Boston	NCAA	21	2	1	3	8	-	-	-	-	-


ACQUIRED

Vancouver's sixth round choice, 177th overall in the 2012 NHL Entry Draft.



PASCAL PELLETIER

FORWARD SHOOTS RIGHT 5'11" 190 LBS LABRADOR CITY, NL JUN. 16, 1983



STATS REGULAR SEASON

PLAYOFFS

SEASON	TEAM	LEA	GP	G	A	PTS	PIM	GP	G	A	PTS	PIM
2000.01	Baie-Comeau	QMJHL	70	15	44	59	176	11	2	11	13	6
2001.02	Baie-Comeau	QMJHL	56	12	25	37	115	5	3	4	7	0
2002.03	Baie-Comeau	QMJHL	67	46	55	101	113	12	5	7	12	14
2003.04	Shawinigan	QMJHL	64	39	52	91	85	11	3	9	12	20
2004.05	Louisiana Gwinnett	ECHL	61	10	28	38	75	-	-	-	-	-
		ECHL	6	0	1	1	2	5	0	2	2	2
2005.06	Providence Gwinnett	AHL	53	20	26	46	42	6	2	4	6	23
		ECHL	21	18	12	30	18	-	-	-	-	-
2006.07	Providence	AHL	80	14	35	49	60	13	5	4	9	16
2007.08	Boston	NHL	6	0	0	0	0	-	-	-	-	-
	Providence	AHL	73	37	38	75	66	10	6	6	12	4
2008.09	Chicago	NHL	7	0	0	0	0	-	-	-	-	-
	Rockford	AHL	71	29	26	55	45	4	1	0	1	6
2009.10	Syracuse	AHL	25	3	13	16	23	-	-	-	-	-
	Peoria	AHL	55	14	28	42	41	-	-	-	-	-
2010.11	Langnau	Swiss	47	17	21	38	95	4	1	1	2	29
2011.12	Langnau	Swiss	43	14	22	36	71	4	2	6	8	2
2012.13	Langnau	Swiss	46	19	16	35	76	12	6	2	8	6
NHL TOTALS			13	0	0	0	0	-	-	-	-	-

ACQUIRED

Signed as a free agent, July 9, 2013

ADAM POLASEK

DEFENCE SHOOTS LEFT 6'3" 202 LBS OSTRAVA, CZECH REP. JUL. 12, 1991



REGULAR SEASON

PLAYOFFS

SEASON	TEAM	LEA	GP	G	A	PTS	PIM	GP	G	A	PTS	PIM
2009.10	P.E.I.	QMJHL	66	13	28	41	91	5	0	0	0	2
2010.11	P.E.I.	QMJHL	61	7	32	39	59	5	0	0	0	8
2011.12	Chicago	AHL	46	1	8	9	27	-	-	-	-	-
2012.13	Chicago	AHL	24	1	7	8	27	-	-	-	-	-
	Kalamazoo	ECHL	34	4	4	8	37	-	-	-	-	-

ACQUIRED

Vancouver's fifth round choice, 145th overall in the 2010 NHL Entry Draft.

CENTRE **SHOOTS RIGHT** **6'0"** **181 LBS** **BURNABY, BC** **DEC. 14, 1985**

REGULAR SEASON PLAYOFFS

SEASON	TEAM	LEA	GP	G	A	PTS	PIM	GP	G	A	PTS	PIM
2002.03	Langley	BCHL	60	24	28	52	18	-	-	-	-	-
2003.04	Vernon	BCHL	60	43	53	96	26	5	0	2	2	0
2004.05	Northern Michigan	NCAA	40	16	14	30	22	-	-	-	-	-
2005.06	Northern Michigan	NCAA	40	15	18	33	24	-	-	-	-	-
2006.07	Northern Michigan	NCAA	41	30	17	47	28	-	-	-	-	-
2007.08	Milwaukee	AHL	80	21	21	42	60	6	0	0	0	2
2008.09	Nashville	NHL	7	0	0	0	2	-	-	-	-	-
	Milwaukee	AHL	70	27	43	70	36	11	6	5	11	6
2009.10	Nashville	NHL	25	2	1	3	8	-	-	-	-	-
	Milwaukee	AHL	57	26	33	59	20	7	3	4	7	2
2010.11	Florida	NHL	82	20	21	41	20	-	-	-	-	-
2011.12	Florida	NHL	60	9	2	11	18	-	-	-	-	-
2012.13	Florida	NHL	24	2	1	3	2	-	-	-	-	-
	Winnipeg	NHL	10	0	1	1	0	-	-	-	-	-
	Tingsryds AIF	SWE-2	4	0	1	1	0	-	-	-	-	-
	San Antonio	AHL	7	2	3	5	0	-	-	-	-	-
NHL TOTALS			208	33	26	59	50					

ACQUIRED

Signed as a free agent, July 6, 2013.



YANN SAUVE

DEFENCE **SHOOTS LEFT** **6'3"** **210 LBS** **MONTREAL, QC** **FEB. 18, 1990**

REGULAR SEASON PLAYOFFS

SEASON	TEAM	LEA	GP	G	A	PTS	PIM	GP	G	A	PTS	PIM
2006.07	Saint John	QMJHL	60	2	13	15	75	-	-	-	-	-
2007.08	Saint John	QMJHL	69	6	15	21	92	14	1	2	3	23
2008.09	Saint John	QMJHL	61	5	25	30	64	4	0	2	2	8
2009.10	Saint John	QMJHL	61	7	29	36	65	21	5	10	15	36
2010.11	Vancouver	NHL	5	0	0	0	0	-	-	-	-	-
	Manitoba	AHL	39	3	11	14	24	13	0	1	1	4
	Victoria	ECHL	8	0	2	2	4	-	-	-	-	-
2011.12	Chicago	AHL	73	3	6	9	78	3	0	1	1	2
2012.13	Chicago	AHL	17	0	2	2	10	-	-	-	-	-
	Kalamazoo	ECHL	32	10	9	19	40	-	-	-	-	-
VANCOUVER/NHL TOTALS			5	0	0	0	0	-	-	-	-	-

ACQUIRED

Vancouver's second round choice, 41st overall in the 2008 NHL Entry Draft.



HUNTER SHINKARUK


FORWARD **SHOOTS LEFT** **5'10"** **180 LBS** **CALGARY, AB** **OCT. 13, 1994**

REGULAR SEASON PLAYOFFS

SEASON	TEAM	LEA	GP	G	A	PTS	PIM	GP	G	A	PTS	PIM
2010.11	Medicine Hat	WHL	63	14	28	42	24	14	4	5	9	0
2011.12	Medicine Hat	WHL	66	49	42	91	38	8	2	9	11	6
2012.13	Medicine Hat	WHL	64	37	49	86	44	8	3	3	6	8


ACQUIRED

Vancouver's first round choice, 24th overall in the 2013 NHL Entry Draft.



COLIN STUART

LEFT WING SHOOTS LEFT 6'2" 192 LBS ROCHESTER, MN JUL. 8, 1982



REGULAR SEASON PLAYOFFS


SEASON	TEAM	LEA	GP	G	A	PTS	PIM	GP	G	A	PTS	PIM
2000.01	Colorado College	NCAA	41	2	7	9	26	-	-	-	-	-
2001.02	Colorado College	NCAA	43	13	9	22	34	-	-	-	-	-
2002.03	Colorado College	NCAA	42	13	11	24	56	-	-	-	-	-
2003.04	Colorado College	NCAA	30	10	12	22	38	-	-	-	-	-
2004.05	Chicago	AHL	39	3	2	5	12	-	-	-	-	-
	Gwinnett	ECHL	5	1	3	4	4	-	-	-	-	-
2005.06	Chicago	AHL	78	13	14	27	65	-	-	-	-	-
2006.07	Chicago	AHL	67	18	11	29	75	15	2	5	7	10
2007.08	Atlanta	NHL	18	3	2	5	6	-	-	-	-	-
	Chicago	AHL	58	8	8	16	45	24	3	3	6	18
2008.09	Atlanta	NHL	33	5	3	8	18	-	-	-	-	-
	Chicago	AHL	42	9	6	15	38	-	-	-	-	-
2009.10	Abbotsford	AHL	67	17	19	36	36	3	0	0	0	6
2010.11	Buffalo	NHL	3	0	0	0	2	-	-	-	-	-
	Portland	AHL	72	16	28	44	53	12	3	4	7	8
2011.12	Buffalo	NHL	2	0	0	0	0	-	-	-	-	-
	Rochester	AHL	51	13	19	32	32	3	0	0	0	4
2012.13	Iserlohn	DEL	45	9	12	21	35	-	-	-	-	-
NHL TOTALS			56	8	5	13	26	-	-	-	-	-

ACQUIRED

Signed as a free agent, July 25, 2013.

JORDAN SUBBAN

DEFENCE SHOOTS RIGHT 5'9" 175 LBS REXDALE, ON MAR. 3, 1995



REGULAR SEASON PLAYOFFS


SEASON	TEAM	LEA	GP	G	A	PTS	PIM	GP	G	A	PTS	PIM
2011.12	Belleville	OHL	56	5	15	20	31	5	0	0	0	4
2012.13	Belleville	OHL	68	15	36	51	47	17	2	3	5	20

ACQUIRED

Vancouver's fourth round choice, 115th overall in the 2013 NHL Entry Draft.

KELLAN TOCHKIN

RIGHT WING SHOOTS RIGHT 5'9" 170 LBS ABBOTSFORD, BC FEB. 15, 1991



REGULAR SEASON PLAYOFFS

SEASON	TEAM	LEA	GP	G	A	PTS	PIM	GP	G	A	PTS	PIM
2006.07	Everett	WHL	3	0	0	0	2	-	-	-	-	-
2007.08	Langley	BCHL	1	0	1	1	0	3	1	0	1	2
2008.09	Everett	WHL	72	20	54	74	37	2	1	0	1	2
2009.10	Everett	WHL	72	28	40	68	64	7	1	1	2	11
2010.11	Everett	WHL	38	17	19	36	30	-	-	-	-	-
	Medicine Hat	WHL	32	12	16	28	38	15	5	7	12	20
2011.12	Medicine Hat	WHL	10	0	8	8	16	-	-	-	-	-
	Prince Albert	WHL	29	14	15	29	30	-	-	-	-	-
2012.13	Missouri	CHL	56	15	29	44	61	12	8	9	17	10

ACQUIRED

Signed as a free agent July 27, 2009.

HENRIK TOMMERNES

DEFENCE SHOOTS LEFT 6'1" 180 LBS KARLSTAD, SWEDEN AUG. 28, 1990

REGULAR SEASON PLAYOFFS

SEASON	TEAM	LEA	GP	G	A	PTS	PIM	GP	G	A	PTS	PIM
2008.09	Frolunda	SEL	11	0	0	0	0	-	-	-	-	-
2009.10	Boras	SWED-2	23	5	9	14	43	-	-	-	-	-
	Frolunda	SEL	27	0	3	3	10	7	0	1	1	2
2010.11	Frolunda	SEL	47	3	17	20	24	-	-	-	-	-
2011.12	Frolunda	SEL	44	5	9	14	36	6	1	3	4	4
2012.13	Frolunda	SEL	54	5	11	16	28	6	1	4	5	6

ACQUIRED

Vancouver's seventh round pick, 210th overall in the 2011 NHL Entry Draft.



THE PLAYERS

YANNICK WEBER


DEFENCE SHOOTS RIGHT 5'11" 200 LBS MORGES, SWITZERLAND SEPT. 23, 1988

REGULAR SEASON PLAYOFFS

SEASON	TEAM	LEA	GP	G	A	PTS	PIM	GP	G	A	PTS	PIM
2005.06	Langenthal	Swiss-2	28	3	0	3	8	-	-	-	-	-
2006.07	Kitchener	OHL	51	13	28	41	42	9	3	6	9	8
2007.08	Kitchener	OHL	59	20	35	55	79	17	4	13	17	24
2008.09	Montreal	NHL	3	0	1	1	2	3	1	1	2	0
	Hamilton	AHL	68	16	28	44	42	2	0	1	1	10
2009.10	Montreal	NHL	5	0	0	0	4	-	-	-	-	-
	Hamilton	AHL	65	7	25	32	58	3	0	0	0	2
2010.11	Montreal	NHL	41	1	10	11	14	3	2	0	2	0
	Hamilton	AHL	15	8	4	12	10	-	-	-	-	-
2011.12	Montreal	NHL	60	4	14	18	30	-	-	-	-	-
2012.13	Montreal	NHL	6	0	2	2	2	-	-	-	-	-
	Geneve	Swiss	32	5	16	21	40	-	-	-	-	-
NHL TOTALS			115	5	27	32	52	6	3	1	4	0

ACQUIRED

Signed as a free agent, July 5, 2013.



MIKE WILLIAMSON

DEFENCE SHOOTS LEFT 6'3" 187 LBS LEDUC, AB SEPT. 5, 1993

STATS REGULAR SEASON

PLAYOFFS

SEASON	TEAM	LEA	GP	G	A	PTS	PIM	GP	G	A	PTS	PIM
2009.10	Drayton Valley	AJHL	4	0	0	0	0	-	-	-	-	-
2010.11	Spruce Grove	AJHL	1	0	0	0	2	-	-	-	-	-
2011.12	Spruce Grove	AJHL	41	9	9	18	73	11	4	2	6	14
2012.13	Spruce Grove	AJHL	23	1	10	11	35	15	1	3	4	21

ACQUIRED

Vancouver's sixth round pick, 175th overall in the 2013 NHL Entry Draft.







REVIEW

2013.14 TRAINING CAMP ROSTER

DEFENCEMEN

PLAYER	POS	HT	WT	HOMETOWN	DATE	2012.13 CLUB	GP	G	A	PTS	PIM
41 Alberts, Andrew	D	65"	208	Minneapolis, MN	Jun. 30, 1981	Vancouver	24	0	1	1	32
80 Andersson, Peter	D	63"	202	Kvidinge, SWE	Apr. 13, 1991	Chicago	42	1	7	8	16
73 Blain, Jeremie	D	63"	197	Longueuil, QC	Mar. 19, 1992	Chicago	25	0	4	4	40
						Idaho	47	7	24	31	58
55 Biega, Alex	D	5'10"	185	Montreal, QC	Apr. 4, 1988	Rochester	72	5	20	25	59
3 Bieksa, Kevin	D	61"	198	Grimsby, ON	Jun. 16, 1981	Vancouver	36	6	6	12	48
57 Cederholm, Anton	D	62"	205	Helsingborg, SWE	Feb. 21, 1995	Rogle J20	36	5	8	13	64
26 Corrado, Frank	D	61"	200	Woodbridge, ON	Mar. 26, 1993	Vancouver	3	0	0	0	0
						Sudbury	41	6	21	27	44
						Kitchener	28	1	17	18	45
						Chicago	3	0	2	2	0
23 Edler, Alex	D	64"	209	Ostersund, SWE	Apr. 21, 1986	Vancouver	45	8	14	22	37
5 Garrison, Jason	D	63"	222	White Rock, BC	Nov. 13, 1984	Vancouver	47	8	8	16	28
43 Guimond, Sacha	D	62"	185	Ville-Marie, QC	Mar. 28, 1991	Gwinnett	25	5	19	24	4
						Norfolk	4	0	0	0	0
						Worcester	2	0	0	0	2
2 Hamhuis, Dan	D	60"	208	Smithers, BC	Dec. 13, 1982	Vancouver	47	4	20	24	12
68 Liberati, Miles	D	60"	195	Cheswick, PA	Jun. 21, 1995	London	42	3	6	9	25
61 McEneny, Evan	D	62"	205	Hamilton, ON	May 22, 1994	Kitchener	65	6	28	34	42
38 Mullen, Patrick	D	5'11"	177	Pittsburgh, PA	May 6, 1986	Chicago	2	0	0	0	0
41 Negrin, John	D	62"	202	Vancouver, BC	Mar. 25, 1989	Kalamazoo	44	2	7	9	37
						Lake Erie	17	2	2	4	19
						Chicago	1	0	1	1	0
63 Polasek, Adam	D	63"	202	Ostrava, CZE	Jul. 12, 1991	Chicago	24	1	7	8	27
						Kalamazoo	34	4	4	8	37
47 Sauve, Yann	D	63"	210	Montreal, QC	Feb. 18, 1990	Chicago	17	0	2	2	10
						Kalamazoo	32	10	9	19	40
67 Subban, Jordan	D	5'9"	175	Rexdale, ON	Mar. 3, 1995	Belleville	68	15	36	51	47
8 Tanev, Chris	D	62"	194	Toronto, ON	Dec. 20, 1989	Vancouver	38	2	5	7	10
						Chicago	29	2	10	12	6
60 Tommernes, Henrik	D	61"	180	Karlstad, SWE	Aug. 28, 1990	Frolunda HC	54	5	11	16	28
6 Weber, Yannick	D	5'11"	200	Morges, SUI	Sept. 23, 1988	Geneve	32	5	16	21	40
						Montreal	6	0	2	2	2

GOALTENDERS

PLAYER	HT	WT	HOMETOWN	DATE	2012.13 CLUB	GPI	W	L	T/OT	MIN	GA	SO	AVG
30 Cannata, Joe	61"	206	Wakefield, MA	Jan. 2, 1990	Chicago	14	6	6	0	747	33	0	2.65
					Kalamazoo	7	3	4	0	419	23	0	3.29
34 Corbeil, Mathieu	66"	200	Montreal, QC	Sept. 27, 1991	Missouri	21	10	9	1	1,229	55	2	2.69
75 Eriksson, Joacim	62"	190	Gavle, SWE	Apr. 9, 1991	Skelleftea	30	21	9	0	1,726	48	5	1.67
31 Lack, Eddie	65"	196	Norrtalje, SWE	Jan. 5, 1988	Chicago	13	7	4	1	760	38	1	3.00
1 Luongo, Roberto	63"	219	Montreal, QC	Apr. 4, 1979	Vancouver	20	9	6	3	1,197	51	2	2.56

2013.14 TRAINING CAMP ROSTER

FORWARDS

PLAYER	POS	HT	WT	HOMETOWN	DATE	2012.13 CLUB	GP	G	A	PTS	PIM
49 Archibald, Darren	LW	6'3"	204	Newmarket, ON	Feb. 9, 1990	Chicago	55	12	10	22	47
						Kalamazoo	18	6	7	13	29
58 Blomstrand, Ludwig	LW	6'1"	216	Uppsala, SWE	Mar. 8, 1993	Djurgarden IF	14	0	0	0	8
7 Booth, David	LW	6'1"	214	Detroit, MI	Nov. 24, 1984	Vancouver	12	1	2	3	4
14 Burrows, Alex	LW	6'1"	198	Pincourt, QC	Apr. 11, 1981	Vancouver	47	13	11	24	54
52 Cassels, Cole	C	6'0"	177	Columbus, OH	May 4, 1995	Oshawa	64	15	28	43	61
39 Defazio, Brandon	F	6'1"	199	Oakville, ON	Sept. 13, 1988	Bridgeport Sound	69	11	14	25	139
71 Elliot, Mitch	LW	6'5"	230	Prince George, BC	Jul. 15, 1993	Seattle	63	2	2	4	147
42 Ferriero, Benn	RW	5'11"	177	Essex, MA	Apr. 29, 1987	Wilkes-Barre	34	4	14	18	14
						Connecticut	23	4	8	12	17
						NY Rangers	4	0	1	1	0
56 Friesen, Alex	C	5'10"	185	Niagara-on-the-Lake, ON	Jan. 30, 1991	Chicago	42	1	4	5	22
						Kalamazoo	10	0	4	4	2
50 Gaunce, Brendan	C	6'2"	218	Markham, ON	Mar. 25, 1994	Belleville	60	33	27	60	44
65 Grenier, Alexandre	RW	6'4"	217	Laval, QC	Sept. 5, 1991	Kalamazoo	37	10	21	31	51
						Salzburg EC	25	5	8	13	21
						Chicago	4	0	0	0	2
71 Hall, Zach	C	5'11"	172	Belleville, ON	Apr. 29, 1993	Barrie	63	24	57	81	38
24 Hamill, Zach	C	5'11"	179	Port Coquitlam, BC	Sept. 23, 1988	Hershey	40	11	11	22	34
						San Antonio	26	5	13	18	20
						Milwaukee	6	3	1	4	0
36 Hansen, Jannik	RW	6'1"	197	Harlev, DEN	Mar. 15, 1986	Vancouver	47	10	17	27	8
20 Higgins, Chris	LW	6'0"	198	Smithtown, NY	Jun. 2, 1983	Vancouver	41	10	5	15	10
53 Horvat, Bo	C	6'0"	218	Rodney, ON	Apr. 5, 1995	London	67	33	28	61	29
46 Jensen, Nicklas	RW	6'3"	197	Herning, DEN	Mar. 6, 1993	Vancouver	2	0	0	0	0
						AIK	50	17	6	23	16
						Chicago	20	2	2	4	8
9 Kassian, Zack	RW	6'3"	216	Windsor, ON	Jan. 24, 1991	Vancouver	39	7	4	11	51
						Chicago	29	8	13	21	61
17 Kesler, Ryan	C	6'2"	210	Livonia, MI	Aug. 31, 1984	Vancouver	17	4	9	13	12
54 Lain, Kellan	F	6'6"	217	Oakville, ON	Aug. 11, 1989	Chicago	13	0	0	0	6
						Lake Superior	32	8	8	16	111
78 Mallet, Alexandre	C	6'1"	201	Amqui, QC	May 22, 1992	Chicago	18	0	1	1	7
						Kalamazoo	44	10	19	29	48
79 Mychan, Jesse	LW	6'2"	200	Saskatoon, SK	Jul. 2, 1992	Tri-City	60	19	23	41	111
59 Myron, Wes	F	6'2"	188	Victoria, BC	Aug. 16, 1992	Kalamazoo	17	2	7	9	8
						Boston U.	21	2	1	3	8
51 Pacan, David	RW	6'3"	205	Ottawa, ON	Mar. 31, 1991	Cincinnati	57	14	38	52	63
						San Antonio	9	0	2	2	11
44 Pelletier, Pascal	C	5'11"	190	Labrador City, NFLD	Jun. 16, 1983	Langrau	46	19	16	35	76
15 Richardson, Brad	C	5'11"	191	Belleville, ON	Feb. 4, 1985	Los Angeles	16	1	5	6	10
25 Santorelli, Mike	C	6'0"	181	Burnaby, BC	Dec. 14, 1985	Florida	24	2	1	3	2
						Winnipeg	10	0	1	1	0
						San Antonio	7	2	3	5	0
						Tingsryds AIF	4	0	1	1	0
45 Schroeder, Jordan	C	5'9"	176	Burnsville, MN	Sept. 29, 1990	Vancouver	31	3	6	9	4
						Chicago	42	12	21	33	14
22 Sedin, Daniel	LW	6'2"	188	Ornskoldsvik, SWE	Sept. 26, 1980	Vancouver	47	12	28	40	18
33 Sedin, Henrik	C	6'2"	191	Ornskoldsvik, SWE	Sept. 26, 1980	Vancouver	48	11	34	45	24
29 Sestito, Tom	LW	6'5"	246	Utica, NY	Sept. 28, 1987	Vancouver	23	1	0	1	53
						Philadelphia	7	2	0	2	12
						Adirondack	1	0	0	0	2
48 Shinkaruk, Hunter	C	5'10"	180	Calgary, AB	Oct. 13, 1994	Medicine Hat	64	37	49	86	44
40 Stuart, Colin	LW	6'2"	192	Rochester, MN	Jul. 8, 1982	Iserlohn	45	9	12	21	35
32 Weise, Dale	RW	6'3"	207	Winnipeg, MB	Aug. 5, 1988	Vancouver	40	3	3	6	43

2012.13 FINAL SCORING

POS	NO	PLAYER	GP	AVG TOI	G	A	PTS	+/-	PIM	PP	SH	GW	S	PCTG
C	33	Henrik Sedin	48	19:20	11	34	45	19	24	1	1	1	70	15.7
LW	22	Daniel Sedin	47	19:01	12	28	40	12	18	3	0	3	138	8.7
RW	36	Jannik Hansen	47	17:33	10	17	27	12	8	1	0	2	99	10.1
LW	14	Alex Burrows	47	18:54	13	11	24	15	54	1	0	2	140	9.3
D	2	Dan Hamhuis	47	23:23	4	20	24	9	12	0	1	0	61	6.6
LW	21	Mason Raymond	46	15:49	10	12	22	2	16	4	0	1	79	12.7
D	23	Alex Edler	45	23:50	8	14	22	-5	37	5	0	0	113	7.1
D	5	Jason Garrison	47	21:41	8	8	16	18	28	3	0	2	94	8.5
LW	20	Chris Higgins	41	16:24	10	5	15	-4	10	0	0	1	77	13.0
C	17	Ryan Kesler	17	18:57	4	9	13	-5	12	2	0	1	36	11.1
D	3	Kevin Bieksa	36	21:56	6	6	12	6	48	2	0	1	77	7.8
RW	9	Zack Kassian	39	13:28	7	4	11	-7	51	2	0	1	49	14.3
C	40	Maxim Lapierre	48	12:35	4	6	10	-6	45	0	0	1	54	7.4
C	45	Jordan Schroeder*	31	13:42	3	6	9	E	4	1	0	2	28	10.7
D	8	Chris Tanev	38	17:17	2	5	7	4	10	0	0	1	20	10.0
C	15	Derek Roy**	12	17:39	3	3	6	1	2	1	0	0	20	15.0
RW	32	Dale Weise	40	9:33	3	3	6	-7	43	0	0	2	35	8.6
C	25	Andrew Ebbett	28	12:19	1	5	6	-1	4	0	0	0	23	4.3
LW	7	David Booth	12	12:45	1	2	3	-3	4	0	0	0	27	3.7
D	4	Keith Ballard	36	15:28	0	2	2	-2	29	0	0	0	35	0.0
D	18	Cam Barker	14	14:11	0	2	2	-3	4	0	0	0	19	0.0
LW	15	Aaron Volpatti**	16	7:18	1	0	1	E	28	0	0	0	11	9.1
LW	29	Tom Sestito**	23	6:37	1	0	1	-3	53	0	0	0	11	9.1
D	41	Andrew Alberts	24	15:10	0	1	1	-7	32	0	0	0	15	0.0
RW	13	Steve Pinizzotto	12	9:59	0	0	0	-6	29	0	0	0	9	0.0
C	27	Manny Malhotra	9	11:07	0	0	0	-3	0	0	0	0	2	0.0
RW	44	Andrew Gordon	6	8:25	0	0	0	-1	0	0	0	0	2	0.0
D	26	Frank Corrado*	3	19:24	0	0	0	-1	0	0	0	0	4	0.0
LW	46	Nicklas Jensen*	2	13:51	0	0	0	-1	0	0	0	0	0	0.0
D	38	Derek Joslin	2	16:59	0	0	0	-2	0	0	0	0	2	0.0
LW	42	Bill Sweatt	1	12:24	0	0	0	-1	0	0	0	0	0	0.0

GOALTENDING

NO	GOALTENDER	GPI	MINS	AVG	W	L	OT	SO	GA	SA	SV%	G	A	PIM
35	Cory Schneider	30	1,733	2.11	17	9	4	5	61	835	.927	0	1	0
1	Roberto Luongo	20	1,197	2.56	9	6	3	2	51	551	.907	0	0	0
30	Joe Cannata*	-	-	-	-	-	-	-	-	-	-	-	-	-

*Indicates rookie year

**Canucks totals only

2012.13 SCORING BREAKDOWN

	HOME						ROAD						OVERALL					
PLAYER*	GP	G	A	PTS	+/-	PIM	GP	G	A	PTS	+/-	PIM	GP	G	A	PTS	+/-	PIM
Andrew Alberts	10	0	0	0	-4	2	14	0	1	1	-3	30	24	0	1	1	-7	32
Keith Ballard	17	0	1	1	-3	15	19	0	1	1	1	14	36	0	2	2	-2	29
Cam Barker	5	0	0	0	1	0	9	0	2	2	-4	4	14	0	2	2	-3	4
Kevin Bieksa	19	3	3	6	4	16	17	3	3	6	2	32	36	6	6	12	6	48
David Booth	5	1	1	2	-1	2	7	0	1	1	-2	2	12	1	2	3	-3	4
Alex Burrows	24	6	7	13	9	22	23	7	4	11	6	32	47	13	11	24	15	54
Frank Corrado	2	0	0	0	E	0	1	0	0	0	-1	0	3	0	0	0	-1	0
Andrew Ebbett	14	1	2	3	-1	4	14	0	3	3	E	0	28	1	5	6	-1	4
Alex Edler	24	6	7	13	3	26	21	2	7	9	-8	11	45	8	14	22	-5	37
Jason Garrison	24	3	5	8	17	16	23	5	3	8	1	12	47	8	8	16	18	28
Andrew Gordon	2	0	0	0	E	0	4	0	0	0	-1	0	6	0	0	0	-1	0
Dan Hamhuis	24	4	10	14	4	6	23	0	10	10	5	6	47	4	20	24	9	12
Jannik Hansen	24	6	6	12	3	2	23	4	11	15	9	6	47	10	17	27	12	8
Chris Higgins	23	5	2	7	-3	4	18	5	3	8	-1	6	41	10	5	15	-4	10
Nicklas Jensen	1	0	0	0	E	0	1	0	0	0	-1	0	2	0	0	0	-1	0
Derek Joslin	1	0	0	0	-1	0	1	0	0	0	-1	0	2	0	0	0	-2	0
Zack Kassian	20	5	2	7	-3	17	19	2	2	4	-4	34	39	7	4	11	-7	51
Ryan Kesler	7	2	3	5	-3	2	10	2	6	8	-2	10	17	4	9	13	-5	12
Maxim Lapierre	24	2	4	6	1	21	24	2	2	4	-7	24	48	4	6	10	-6	45
Manny Malhotra	6	0	0	0	-3	0	3	0	0	0	E	0	9	0	0	0	-3	0
Steve Pinizzotto	7	0	0	0	-2	7	5	0	0	0	-4	22	12	0	0	0	-6	29
Mason Raymond	23	4	7	11	4	8	23	6	5	11	-2	8	46	10	12	22	2	16
Derek Roy*	6	0	2	2	E	0	6	3	1	4	1	2	12	3	3	6	1	2
Jordan Schroeder	14	2	1	3	-4	2	17	1	5	6	4	2	31	3	6	9	E	4
Daniel Sedin	24	6	18	24	13	6	23	6	10	16	-1	12	47	12	28	40	12	18
Henrik Sedin	24	8	19	27	19	6	24	3	15	18	E	18	48	11	34	45	19	24
Tom Sestito*	10	0	0	0	-2	31	13	1	0	1	-1	22	23	1	0	1	-3	53
Bill Sweatt	-	-	-	-	-	-	1	0	0	0	-1	0	1	0	0	0	-1	0
Chris Tanev	20	0	3	3	1	4	18	2	2	4	3	6	38	2	5	7	4	10
Aaron Volpatti*	9	0	0	0	-1	14	7	1	0	1	1	14	16	1	0	1	E	28
Dale Weise	19	2	3	5	-3	24	21	1	0	1	-4	19	40	3	3	6	-7	43

2012.13 SPECIAL TEAMS SCORING

POWER PLAY*	G	A	PTS
Henrik Sedin	1	12	13
Daniel Sedin	3	9	12
Alex Edler	5	5	10
Mason Raymond	4	2	6
Jason Garrison	3	3	6
Dan Hamhuis	0	6	6
Ryan Kesler	2	3	5
Kevin Bieksa	2	1	3
Zack Kassian	2	1	3
Jannik Hansen	1	2	3
Alex Burrows	1	2	3
Derek Roy	1	1	2
Jordan Schroeder	1	0	1

SHORTHANDED*	G	A	PTS
Henrik Sedin	1	0	1
Dan Hamhuis	1	0	1

*Canucks totals only

2012.13 SEASON SUMMARY

2012.13 VANCOUVER CANUCKS FINAL TEAM NOTES

Overall record	26-15-7
Home record	15-6-3
Road record	11-9-4
Last 5 Games	2-3-0
Last 10 Games	5-4-1
1-Goal Games	13-3-7
2-Goal Games	2-5
3-Goal Games	11-7
Scoring first	20-6-5
Opponent scoring first	6-9-2
Leading after 1 period	15-2-4
Trailing after 1 period	2-6-2
Tied after 1 period	9-7-1
Leading after 2 periods	18-2-3
Trailing after 2 periods	1-9-2
Tied after 2 periods	7-4-2
OT Record – This Season	6-7
OT Record – Franchise	145-127-219
Shootout Record – This Season	5-6
Shootout Record – Franchise	39-46
Outshooting opponent	10-7-3
Outshot by opponent	15-8-4
Even shots	1-0-0
vs WESTERN CONFERENCE	26-15-7
vs Central	9-2-4
vs Pacific	6-7-2
vs Northwest	11-6-1

SITUATIONAL GOALS FOR & AGAINST

	For	Against
5 on 5	84	82
5 on 4	23	2
5 on 3	3	0
4 on 4	5	2
4 on 3	0	0
3 on 3	0	0
3 on 4	0	0
3 on 5	0	1
4 on 5	0	25
Empty Net	6	3
Penalty Shots	1	0
Totals	122	115

INDIVIDUAL LEADERS*

Points	H. Sedin (45), D. Sedin (40), J. Hansen (27)
Goals	A. Burrows (13), D. Sedin (12), H. Sedin (11)
Assists	H. Sedin (34), D. Sedin (28), D. Hamhuis (20)
PP Goals	A. Edler (5), M. Raymond (4), D. Sedin (3), J. Garrison (3)
SH Goals	D. Hamhuis (1), H. Sedin (1)
GW Goals	D. Sedin (3), Five players have 2
3+ Goals	None
PIM	A. Burrows (54), T. Sestito (53), Z. Kassian (51)
Shots	A. Burrows (140), D. Sedin (138), A. Edler (113)
Plus/Minus	H. Sedin (+19), J. Garrison (+18), A. Burrows (+15)

GOALTENDERS

	GPI	MIN	GA	AVG	W	L	OT
Cory Schneider	30	1,733:19	61	2.11	17	9	4
Roberto Luongo	20	1,196:55	51	2.56	9	6	3
Joe Cannata	–	–	–	–	–	–	–

*Canucks Totals Only

MONTH BY MONTH RECORD

	W-L-O	POINTS
January	3-2-2	8
February	7-3-2	16
March	9-5-2	20
April	7-5-1	15
Totals	26-15-7	59

Goals By Period	1	2	3	OT	T	Avg
CANUCKS	38	46	37	1	122	2.5
Opponents	28	39	47	1	115	2.4

Shots By Period	1	2	3	OT	T	Avg
CANUCKS	453	464	398	35	1,350	28.1
Opponents	425	457	470	37	1,389	28.9

Power Play	G	ATT	PCT
Overall	26	165	15.8 (22nd NHL)
Home	14	84	16.7 (22nd NHL)
Road	12	81	14.8 (19th NHL)

3 SHORTHANDED GOALS ALLOWED (T-12th NHL)

Penalty Killing	G	TSH	PCT
Overall	27	169	84.0 (8th NHL)
Home	10	78	87.2 (9th NHL)
	17	91	81.3 (12th NHL)

2 SHORTHANDED GOALS SCORED (T-17th NHL)

Penalties	GP	MIN	Avg
	48	609	12.7 (24th NHL)

2012.13 SCHEDULE & RESULTS

#	DATE	OPP	RES	SCORE	W	L	O	SF	SA	SCORER	WIN	LOSS/OT	ATTENDANCE
1	Jan. 19	H vs ANA	L	3-7	0	1	0	29	26	Perry	Hiller	Schneider	18,910
2	Jan. 20	H vs EDM	O (SO)	2-3	0	1	1	29	32	Gagner (GDG)	Dubnyk	Luongo (OT)	18,910
3	Jan. 23	H vs CGY	W (SO)	3-2	1	1	1	36	36	Kassian (GDG)	Schneider	Kiprusoff (OT)	18,910
4	Jan. 25	A at ANA	W	5-0	2	1	1	34	30	D. Sedin	Schneider	Hiller	17,529
5	Jan. 27	A at SJ	L	1-4	2	2	1	24	27	Pavelski	Niemi	Schneider	17,562
6	Jan. 28	A at LA	O (SO)	2-3	2	2	2	23	28	Carter (GDG)	Quick	Luongo (OT)	18,344
7	Jan. 30	H vs COL	W	3-0	3	2	2	23	24	Garrison	Luongo	Varlamov	18,910
8	Feb. 1	H vs CHI	W (SO)	2-1	4	2	2	22	28	Schroeder (GDG)	Luongo	Crawford (OT)	18,910
9	Feb. 4	A at EDM	W (OT)	3-2	5	2	2	40	25	Tanev	Luongo	Dubnyk (OT)	16,839
10	Feb. 7	A at MIN	W	4-1	6	2	2	22	23	Higgins	Schneider	Backstrom	18,352
11	Feb. 9	H vs CGY	W	5-1	7	2	2	31	34	Schroeder	Schneider	Irving	18,910
12	Feb. 12	H vs MIN	W	2-1	8	2	2	30	26	Hansen	Luongo	Kuemper	18,910
13	Feb. 15	H vs DAL	L	3-4	8	3	2	28	29	Dillon	Bachman	Schneider	18,910
14	Feb. 17	H vs STL	O (SO)	3-4	8	3	3	31	23	Oshie (GDG)	Allen	Luongo (OT)	18,910
15	Feb. 19	A at CHI	O (SO)	3-4	8	3	4	32	43	Shaw (GDG)	Emery	Schneider (OT)	21,423
16	Feb. 21	A at DAL	W	4-3	9	3	4	22	25	H. Sedin	Schneider	Nilstorp	17,393
17	Feb. 22	A at NSH	W	1-0	10	3	4	24	23	Weise	Luongo	Rinne	17,113
18	Feb. 24	A at DET	L	3-8	10	4	4	21	28	Zetterberg	Howard	Luongo	20,066
19	Feb. 26	H vs PHX	L	2-4	10	5	4	31	22	Vermette	Smith	Schneider	18,910
20	Mar. 2	H vs LA	W	5-2	11	5	4	24	30	D. Sedin	Schneider	Quick	18,910
21	Mar. 3	A at CGY	L	2-4	11	6	4	31	25	Iginla	Taylor	Luongo	19,289
22	Mar. 5	H vs SJ	O (SO)	2-3	11	6	5	38	30	Pavelski (GDG)	Niemi	Schneider (OT)	18,910
23	Mar. 7	A at CBJ	O (OT)	1-2	11	6	6	35	27	Calvert	Bobrovsky	Schneider (OT)	13,632
24	Mar. 10	A at MIN	L	2-4	11	7	6	27	32	Spurgeon	Backstrom	Schneider	18,846
25	Mar. 12	A at CBJ	W (SO)	2-1	12	7	6	38	27	Raymond (GDG)	Luongo	Bobrovsky (OT)	14,852
26	Mar. 14	H vs NSH	W	7-4	13	7	6	22	33	Hansen	Luongo	Mason	18,910
27	Mar. 16	H vs DET	L	2-5	13	8	6	35	26	Zetterberg	Howard	Luongo	18,910
28	Mar. 18	H vs MIN	L	1-3	13	9	6	36	25	Coyle	Backstrom	Luongo	18,910
29	Mar. 19	H vs STL	W	3-2	14	9	6	19	34	Weise	Schneider	Allen	18,910
30	Mar. 21	A at PHX	W	2-1	15	9	6	32	34	Schroeder	Schneider	LaBarbera	17,220
31	Mar. 23	A at LA	W	1-0	16	9	6	13	20	Raymond	Schneider	Quick	18,118
32	Mar. 24	A at COL	W	3-2	17	9	6	30	28	Burrows	Schneider	Giguere	15,194
33	Mar. 26	H vs CBJ	W (SO)	1-0	18	9	6	34	17	Lapierre (GDG)	Schneider	Bobrovsky (OT)	18,910
34	Mar. 28	H vs COL	W	4-1	19	9	6	20	33	D. Sedin	Schneider	Varlamov	18,910
35	Mar. 30	A at EDM	L	0-4	19	10	6	23	24	Hall	Dubnyk	Schneider	16,839
36	Apr. 1	A at SJ	L	2-3	19	11	6	25	35	Couture	Niemi	Schneider	17,562
37	Apr. 4	H vs EDM	W	4-0	20	11	6	28	23	Bieksa	Schneider	Khabibulin	18,910
38	Apr. 6	H vs CGY	W	5-2	21	11	6	22	38	Burrows	Schneider	Kiprusoff	18,910
39	Apr. 8	H vs PHX	W	2-0	22	11	6	41	19	Kesler	Schneider	Smith	18,910
40	Apr. 10	A at CGY	W	4-1	23	11	6	29	41	Lapierre	Luongo	Kiprusoff	19,289
41	Apr. 13	A at COL	L	3-4	23	12	6	27	26	Hejda	Giguere	Schneider	18,910
42	Apr. 15	A at NSH	W	5-2	24	12	6	24	38	Garrison	Luongo	Rinne	16,518
43	Apr. 16	A at STL	O (SO)	1-2	24	12	7	22	36	McDonald (GDG)	Elliott	Schneider (OT)	17,709
44	Apr. 18	A at DAL	L	1-5	24	13	7	38	30	Eakin	Lehtonen	Schneider	16,571
45	Apr. 20	H vs DET	W (SO)	2-1	25	13	7	14	34	Lapierre (GDG)	Schneider	Howard (OT)	18,910
46	Apr. 22	H vs CHI	W	3-1	26	13	7	32	25	Kassian	Schneider	Crawford	18,910
47	Apr. 25	H vs ANA	L	1-3	26	14	7	29	30	Staubitz	Hiller	Luongo	18,910
48	Apr. 27	A at EDM	L	2-7	26	15	7	30	37	Schultz	Dubnyk	Luongo	16,839

OVERALL RECORD: 26-15-7


HOME RECORD: 15-6-3

ROAD RECORD: 11-9-4

HOME ATTENDANCE

TOTAL: 453,540

AVERAGE: 18,910 (24 SELLOUTS)



Hut

BRIDG



OPPONENTS

WESTERN CONFERENCE

CANUCKS ALL-TIME RECORD VS WESTERN CONFERENCE OPPONENTS

OPP	HOME							ROAD							OVERALL						
	GP	W	L	T/OT	GF	GA	PTS	GP	W	L	T/OT	GF	GA	PTS	GP	W	L	T/OT	GF	GA	PTS
ANA	42	22	17	3	135	114	47	40	19	13	8	124	110	46	82	41	30	11	259	224	93
CGY	126	54	50	22	434	395	130	124	40	68	16	363	461	96	250	94	118	38	797	856	226
CHI	88	46	27	15	261	246	107	86	26	48	12	209	302	64	174	72	75	27	470	548	171
COL	73	34	27	12	237	245	80	73	30	31	12	207	231	72	146	64	58	24	444	476	152
DAL	86	41	33	12	304	255	94	87	29	43	15	249	297	73	173	70	76	27	553	552	167
EDM	108	49	43	16	382	381	114	108	38	58	12	330	430	88	216	87	101	28	712	811	202
LA	112	59	33	20	410	333	138	115	40	57	18	347	434	98	227	99	90	38	757	767	236
MIN	36	22	6	8	105	79	52	37	16	18	3	88	107	35	73	38	24	11	193	186	87
NSH	27	17	8	2	96	66	36	29	17	11	1	79	76	35	56	34	19	3	175	142	71
PHX	88	53	24	11	316	236	117	84	34	36	14	288	291	82	172	87	60	25	604	527	199
STL	88	39	39	10	255	271	88	86	27	49	10	239	312	64	174	66	88	20	494	583	152
SJ	47	24	15	8	157	128	56	50	23	21	6	144	149	52	97	47	36	14	301	277	108
WPG	6	4	1	1	20	11	9	6	4	1	1	20	17	9	12	8	2	2	40	28	18



EASTERN CONFERENCE

CANUCKS ALL-TIME RECORD VS EASTERN CONFERENCE OPPONENTS

OPP	HOME							ROAD							OVERALL						
	GP	W	L	T/OT	GF	GA	PTS	GP	W	L	T/OT	GF	GA	PTS	GP	W	L	T/OT	GF	GA	PTS
BOS	54	17	28	9	172	215	43	55	9	38	8	131	224	26	109	26	66	17	303	439	69
BUF	55	27	17	11	203	170	65	55	18	27	10	160	199	46	110	45	44	21	363	369	111
CAR	33	17	10	6	118	88	40	32	12	15	5	107	106	29	65	29	25	11	225	194	69
CBJ	23	17	3	3	85	58	37	24	13	6	5	78	58	31	47	30	9	8	163	116	68
DET	81	36	32	13	284	258	85	81	24	46	11	233	323	59	162	60	78	24	517	581	144
FLA	12	6	1	5	36	26	17	11	5	4	2	34	27	12	23	11	5	7	70	53	29
MTL	60	17	35	8	166	214	42	58	12	41	5	145	255	29	118	29	76	13	311	469	71
NJ	50	29	10	11	186	135	69	52	25	21	6	166	157	56	102	54	31	17	352	292	125
NYI	50	25	22	3	164	161	53	50	13	25	12	142	180	38	100	38	47	15	306	341	91
NYR	54	17	34	3	170	209	37	57	13	39	5	148	243	31	111	30	73	8	318	452	68
OTT	16	10	5	1	50	32	21	15	8	6	1	42	33	15	31	18	11	2	92	65	38
PHI	54	11	30	13	154	216	35	57	18	37	2	171	243	38	111	29	67	15	325	459	73
PIT	53	24	23	6	190	195	54	53	12	34	7	179	233	31	106	36	57	13	369	428	85
TB	12	9	0	3	51	24	21	12	7	5	0	46	42	14	24	16	5	3	97	66	35
TOR	69	34	22	13	246	225	81	65	26	28	11	219	231	63	134	60	50	24	465	456	144
WSH	42	21	15	6	149	131	48	43	16	22	5	128	141	37	85	37	37	11	277	272	85



2012.13 SEASON SUMMARY

1 WIN

2 LOSSES

0 OT

AT VANCOUVER

Apr. 25, 2013	Canucks 1	Ducks 3
Jan. 19, 2013	Canucks 3	Ducks 7

AT ANAHEIM

Jan. 25, 2013	Canucks 5	Ducks 0
---------------	-----------	---------

GOALS BY PERIOD

	1st	2nd	3rd	OT	TOTAL
CANUCKS	4	1	4	—	9
DUCKS	2	6	2	—	10

CANUCKS

Power Play: 6-17	35.3%	Penalty Killing: 4-8	50.0%
------------------	-------	----------------------	-------

CANUCKS

	GP	G	A	P	+/-	PIM	PP	SH
Daniel Sedin	3	2	2	4	-2	0	2	0
Henrik Sedin	3	0	4	4	-2	0	0	0
Alex Edler	3	1	2	3	-2	4	1	0
Mason Raymond	3	2	0	2	-1	2	1	0
Dan Hamhuis	3	1	1	2	-1	2	0	0
Jannik Hansen	3	0	2	2	E	0	0	0
Jason Garrison	3	1	0	1	E	0	1	0
Zack Kassian	3	1	0	1	-1	0	1	0
Aaron Volpatti	2	1	0	1	E	5	0	0
Alex Burrows	3	0	1	1	-2	6	0	0
Chris Higgins	3	0	1	1	E	0	0	0
Ryan Kesler	1	0	1	1	-1	0	0	0
Jordan Schroeder	1	0	1	1	1	0	0	0
Keith Ballard	3	0	0	0	E	2	0	0
Andrew Ebbett	3	0	0	0	E	0	0	0
Maxim Lapierre	3	0	0	0	-1	2	0	0
Kevin Bieksa	2	0	0	0	-1	5	0	0
Chris Tanev	2	0	0	0	1	0	0	0
Dale Weise	2	0	0	0	-1	0	0	0
Andrew Alberts	1	0	0	0	-1	0	0	0
Frank Corrado	1	0	0	0	E	0	0	0
Derek Joslin	1	0	0	0	-1	0	0	0
Manny Malhotra	1	0	0	0	-1	0	0	0
Derek Roy	1	0	0	0	-1	0	0	0

CANUCKS

	GPI	MIN	W-L-O	GA	SA	SV	GAA	SV%
Cory Schneider	2	86	1-1-0	5	44	39	3.48	.886
Roberto Luongo	2	93	0-1-0	4	41	37	2.59	.902

LAST

	VANCOUVER	ANAHEIM
Last Home Win:	Apr. 3/12 (5-4 SO)	Nov. 11/11 (4-3)
Last Road Win:	Jan. 25/13 (5-0)	Apr. 25/13 (3-1)
Last Shutout:	Jan. 25/13	Nov. 9/06
	Cory Schneider (5-0)	J-S. Giguere (6-0)
Last Tie Game:	Oct. 24/02 (2-2 @ VAN)	
Last Shootout:	Apr. 3/12 (5-4 W @ VAN)	
Last Hat Trick:	Michael Grabner	None
	Apr. 2/10	
Most Goals:	8 – Mar. 24/00	7 – Three times
	VAN 8 vs ANA 1	
Canucks in OT:	2-2-14	
Canucks in SO:	4-1	

ATTENDANCE

18,910	Luongo/Hiller	W GOAL
18,910	Luongo, Schneider/Hiller	Brad Staubitz
		Corey Perry

ATTENDANCE

17,529	Schneider/Hiller	W GOAL
		Daniel Sedin

SHOTS BY PERIOD

	1st	2nd	3rd	OT	TOTAL
CANUCKS	26	28	38	—	92
DUCKS	32	30	24	—	86

DUCKS

Power Play: 4-8	50.0%	Penalty Killing: 11-17	64.7%
-----------------	-------	------------------------	-------

DUCKS

	GP	G	A	P	+/-	PIM	PP	SH
Teemu Selanne	2	2	2	4	E	4	1	0
Andrew Coglian	3	1	2	3	2	2	0	1
Daniel Winnik	3	2	0	2	3	2	0	0
Kyle Palmieri	3	1	1	2	E	0	0	0
Sheldon Souray	3	1	1	2	1	4	1	0
Toni Lydman	3	0	2	2	2	0	0	0
Ryan Getzlaf	2	0	2	2	E	2	0	0
Saku Koivu	2	0	2	2	2	0	0	0
Matt Beleskey	3	1	0	1	E	12	1	0
Corey Perry	3	1	0	1	E	9	1	0
Brad Staubitz	1	1	0	1	1	0	0	0
Nick Bonino	3	0	1	1	E	4	0	0
Cam Fowler	2	0	1	1	1	0	0	0
Ben Lovejoy	1	0	1	1	1	2	0	0
David Steckel	1	0	1	1	1	0	0	0
Francois Beauchemin	3	0	0	0	1	2	0	0
Devante Smith-Pelly	3	0	0	0	-1	0	0	0
Bryan Allen	2	0	0	0	-1	2	0	0
Bobby Ryan	2	0	0	0	E	0	0	0
Luca Sbisa	2	0	0	0	1	2	0	0
Emerson Etem	1	0	0	0	1	0	0	0
Jordan Hendry	1	0	0	0	E	0	0	0
Peter Holland	1	0	0	0	E	0	0	0
Matthew Lombardi	1	0	0	0	E	0	0	0
Patrick Maroon	1	0	0	0	E	0	0	0
Rickard Rakell	1	0	0	0	E	0	0	0
Sami Vatanen	1	0	0	0	E	0	0	0

DUCKS

	GPI	MIN	W-L-O	GA	SA	SV	GAA	SV%
Jonas Hiller	3	180	2-1-0	9	92	83	3.00	.902



2012.13 SEASON SUMMARY

NO GAMES PLAYED

LAST

Last Home Win: Dec. 4/05 (5-2)

Last Road Win: Jan. 7/12 (4-3)

Last Shutout: Jan. 15/96

Corey Hirsch (6-0)

Last Tie Game: Mar. 15/01 (2-2 @ BOS)

Last Shootout: Feb. 6/10 (3-2 W @ BOS)

Last Hat Trick: Ron Sedlbauer

Nov. 8/75

Most Goals: 7 - Oct. 15/89

Canucks in OT: 3-5-9

Canucks in SO: 1-0

VANCOUVER

Dec. 4/05 (5-2)

Jan. 7/12 (4-3)

Jan. 15/96

Corey Hirsch (6-0)

Mar. 15/01 (2-2 @ BOS)

Feb. 6/10 (3-2 W @ BOS)

Ron Sedlbauer

Nov. 8/75

7 - Oct. 15/89

3-5-9

1-0

BOSTON

Dec. 21/06 (2-0)

Feb. 26/11 (3-1)

Oct. 28/08

Tim Thomas (1-0)

Adam Oates

Mar. 4/93

9 - Feb. 10/72



2012.13 SEASON SUMMARY

NO GAMES PLAYED

LAST

Last Home Win:
Last Road Win:
Last Shutout:

VANCOUVER

Jan. 25/10 (3-2)
Feb. 7/03 (4-2)
Oct. 14/00
Felix Potvin (4-0)
Oct. 29/02 (1-1 @ VAN)
Jan. 19/07 (4-3 L @ BUF)
Russ Courtnall
Mar. 6/96

Most Goals:

9 – Nov. 19/72
VAN 9 vs BUF 5

Canucks in OT:
Canucks in SO:

1-1-6
0-1

BUFFALO

Nov. 15/10 (4-3 OT)
Mar. 3/12 (5-3)
Feb. 28/99
Dwayne Roloson (2-0)

Steve Heinze

Mar. 16/01
8 – Jan. 8/76
Van 5 @ BUF 8



2012.13 SEASON SUMMARY

4 WINS

1 LOSS

0 OT

AT VANCOUVER

Apr. 6, 2013	Canucks 5	Flames 2
Feb. 9, 2013	Canucks 5	Flames 1
Jan. 23, 2013	Canucks 3	Flames 2 (SO)

AT CALGARY

Apr. 10, 2013	Canucks 4	Flames 1
Mar. 3, 2013	Canucks 2	Flames 4

GOALS BY PERIOD	1st	2nd	3rd	OT	TOTAL
CANUCKS	4	8	6	0	18
FLAMES	4	3	3	0	10

CANUCKS

Power Play: 4-17	23.5%	Penalty Killing: 18-20	90.0%
------------------	-------	------------------------	-------

CANUCKS	GP	G	A	P	+/-	PIM	PP	SH
Henrik Sedin	5	1	7	8	4	0	0	1
Daniel Sedin	5	1	6	7	3	8	1	0
Alex Burrows	5	3	2	5	1	0	0	0
Mason Raymond	5	2	1	3	3	0	1	0
Dan Hamhuis	5	1	2	3	-1	0	0	0
Maxim Lapierre	5	1	2	3	2	4	0	0
Chris Higgins	4	2	0	2	3	2	0	0
Jordan Schroeder	3	2	0	2	1	2	1	0
Alex Edler	5	1	1	2	1	4	1	0
Jannik Hansen	5	1	1	2	3	2	0	0
Kevin Bieksa	4	1	1	2	5	6	0	0
Jason Garrison	5	0	2	2	3	4	0	0
Ryan Kesler	1	0	2	2	E	2	0	0
Zack Kassian	5	1	0	1	E	7	0	0
Dale Weise	5	1	0	1	E	0	0	0
Chris Tanev	4	0	1	1	2	0	0	0
Cam Barker	2	0	1	1	E	0	0	0
Andrew Ebbett	2	0	1	1	1	0	0	0
Keith Ballard	3	0	0	0	1	0	0	0
Tom Sestito	3	0	0	0	-1	22	0	0
Andrew Alberts	2	0	0	0	1	0	0	0
Manny Malhotra	2	0	0	0	-2	0	0	0
Derek Roy	2	0	0	0	1	2	0	0
Aaron Volpatti	2	0	0	0	-1	0	0	0
David Booth	1	0	0	0	-1	0	0	0

CANUCKS	GPI	MIN	W-L-O	GA	SA	SV	GAA	SV%
Cory Schneider	3	184	3-0-0	5	108	103	1.63	.954
Roberto Luongo	2	119	1-1-0	4	65	61	2.01	.938

LAST

Last Home Win:	Apr. 6/13 (5-2)	CALGARY
Last Road Win:	Apr. 10/13 (4-1)	Mar. 3/13 (4-2)
Last Shutout:	Oct. 9/08	Dec. 23/11 (3-1)
	Roberto Luongo (6-0)	Nov. 5/05
Last Tie Game:	Nov. 29/03 (4-4 @ CGY)	Mikael Backlund (1-0)
Last Shootout:	Jan. 23/13 (3-2 W @ VAN)	
Last Hat Trick:	Brendan Morrison	Mike Cammalleri
	Nov. 29/03	Nov. 27/09
Most Goals:	11 - Mar. 1/92	12 - Mar. 12/75
	VAN 11 vs CGY 0	VAN 4 @ ATL 12
Canucks in OT:	9-8-29	
Canucks in SO:	2-4	

ATTENDANCE

18,910	Schneider/Kiprusoff	Alex Burrows
18,910	Schneider/Irving	Jordan Schroeder
18,910	Schneider/Kiprusoff	Zack Kassian

ATTENDANCE

19,289	Luongo/Kiprusoff	Maxim Lapierre
19,289	Luongo/Taylor	Jarome Iginla

SHOTS BY PERIOD	1st	2nd	3rd	OT	TOTAL
CANUCKS	46	65	37	1	149
FLAMES	52	49	69	4	174

FLAMES

Power Play: 2-20	10.0%	Penalty Killing: 13-17	76.5%
------------------	-------	------------------------	-------

FLAMES	GP	G	A	P	+/-	PIM	PP	SH
Lee Stempniak	5	2	3	5	E	0	0	0
Matt Stajan	4	0	4	4	1	2	0	0
Curtis Glenacross	4	1	2	3	2	2	0	0
Alex Tanguay	5	2	0	2	-1	8	0	0
Mike Cammalleri	4	2	0	2	E	2	1	0
Jarome Iginla	3	1	1	2	1	0	0	0
Mark Giordano	5	0	2	2	-2	6	0	0
Jiri Hudler	3	0	2	2	2	2	0	0
Dennis Wideman	5	1	0	1	-4	0	0	0
Mikael Backlund	3	1	0	1	-3	0	1	0
Blake Comeau	3	0	1	1	-3	2	0	0
Derek Smith	3	0	1	1	-1	2	0	0
Maxwell Reinhart	2	0	1	1	-2	0	0	0
Steve Begin	5	0	0	0	-2	0	0	0
TJ Brodie	5	0	0	0	E	0	0	0
Chris Butler	4	0	0	0	-3	0	0	0
Roman Cervenka	4	0	0	0	-4	2	0	0
Tim Jackman	4	0	0	0	-2	7	0	0
Sven Baertschi	3	0	0	0	-2	2	0	0
Jay Bouwmeester	3	0	0	0	-1	0	0	0
Blair Jones	3	0	0	0	-2	4	0	0
Cory Sarich	3	0	0	0	1	0	0	0
Brett Carson	2	0	0	0	-2	0	0	0
Roman Horak	2	0	0	0	-1	0	0	0
Brian McGrattan	2	0	0	0	-1	20	0	0
Ben Street	1	0	0	0	-2	0	0	0

FLAMES	GPI	MIN	W-L-O	GA	SA	SV	GAA	SV%
Daniel Taylor	1	60	1-0-0	2	31	29	2.00	.935
Mikael Kiprusoff	3	183	0-2-1	10	86	76	3.28	.884
Leland Irving	1	60	0-1-0	5	31	26	5.00	.839



2012.13 SEASON SUMMARY

NO GAMES PLAYED

LAST

Last Home Win:

Last Road Win:

Last Shutout:

Last Tie Game:

Last Shootout:

Last Hat Trick:

Most Goals:

Canucks in OT:

VANCOUVER

Oct. 17/10 (5-1)

Nov. 27/02 (3-2)

Feb. 26/99

Garth Snow (1-0)

Nov. 24/99 (1-1 @ CAR)

None

Tony Tanti

Jan. 15/84

8 – Twice

6-0-6

CAROLINA

Dec. 15/11 (4-3)

Oct. 15/99 (4-1)

Jan. 16/96

Sean Burke (3-0)

Sylvain Turgeon

Mar. 3/95

7 – Mar. 29/87



2012.13 SEASON SUMMARY

2 WINS

0 LOSSES

1 OT

AT VANCOUVER

Apr. 22, 2013 Canucks 3 Blackhawks 1
Feb. 1, 2013 Canucks 2 Blackhawks 1 (SO)

AT CHICAGO

Feb. 19, 2013 Canucks 3 Blackhawks 4 (SO)

GOALS BY PERIOD	1st	2nd	3rd	OT	TOTAL
CANUCKS	3	2	2	0	7
BLACKHAWKS	0	3	2	0	5

CANUCKS

Power Play: 2-12 16.7% Penalty Killing: 11-12 91.7%

CANUCKS	GP	G	A	P	+/-	PIM	PP	SH
Daniel Sedin	3	2	3	5	3	2	0	0
Henrik Sedin	3	0	5	5	4	0	0	0
Alex Edler	3	2	0	2	3	4	1	0
Zack Kassian	3	1	1	2	E	0	0	0
Dan Hamhuis	3	0	2	2	1	0	0	0
Jannik Hansen	3	1	0	1	-1	2	1	0
Kevin Bieksa	2	1	0	1	-1	0	0	0
Jason Garrison	3	0	1	1	-1	6	0	0
Alex Burrows	3	0	0	0	E	2	0	0
Chris Higgins	3	0	0	0	-2	0	0	0
Maxim Lapierre	3	0	0	0	-1	2	0	0
Mason Raymond	3	0	0	0	1	4	0	0
Keith Ballard	2	0	0	0	1	4	0	0
Ryan Kesler	2	0	0	0	1	2	0	0
Jordan Schroeder	2	0	0	0	-1	0	0	0
Chris Tanev	2	0	0	0	E	0	0	0
Dale Weise	2	0	0	0	E	5	0	0
Andrew Alberts	1	0	0	0	-1	0	0	0
Cam Barker	1	0	0	0	E	0	0	0
David Booth	1	0	0	0	E	0	0	0
Frank Corrado	1	0	0	0	E	0	0	0
Andrew Ebbett	1	0	0	0	E	2	0	0
Manny Malhotra	1	0	0	0	E	0	0	0
Derek Roy	1	0	0	0	E	0	0	0
Tom Sestito	1	0	0	0	-1	2	0	0
Aaron Volpatti	1	0	0	0	E	0	0	0

CANUCKS	GPI	MIN	W-L-O	GA	SA	SV	GAA	SV%
Cory Schneider	2	124	1-0-1	4	68	64	1.94	.941
Roberto Luongo	1	65	1-0-0	1	28	27	0.92	.964

LAST

Last Home Win: Apr. 22/13 (3-1)
Last Road Win: Nov. 6/11 (6-2)
Last Shutout: Dec. 3/10
Roberto Luongo (3-0)
Last Tie Game: Nov. 28/01 (3-3 @ CHI)
Last Shootout: Feb. 19/13 (4-3 L @ CHI)
Last Hat Trick: Stan Smyl
Dec. 14/86
Most Goals: 7 – Twice
Canucks in OT: 7-5-12
Canucks in SO: 4-2

VANCOUVER

CHICAGO

Feb. 19/13 (4-3 SO)
Nov. 16/11 (5-1)
Nov. 22/09
Antti Niemi (1-0)
Tyler Arnason
Mar. 19/04
9 – Three times

ATTENDANCE

18,910
18,910

GOALTENDER

Schneider/Crawford
Luongo/Crawford

W GOAL

Zack Kassian
Jordan Schroeder

ATTENDANCE

21,423

GOALTENDER

Schneider/Emery

W GOAL

Andrew Shaw

SHOTS BY PERIOD

	1st	2nd	3rd	OT	TOTAL
CANUCKS	32	21	31	2	86
BLACKHAWKS	23	34	30	9	96

BLACKHAWKS

Power Play: 1-12 8.3% Penalty Killing: 10-12 83.3%

BLACKHAWKS	GP	G	A	P	+/-	PIM	PP	SH
Marian Hossa	3	2	0	2	1	0	1	0
Patrick Kane	3	1	1	2	E	0	0	0
Patrick Sharp	2	1	1	2	2	2	0	0
Daniel Carcillo	1	1	0	1	1	0	0	0
Duncan Keith	3	0	1	1	-1	0	0	0
Johnny Oduya	3	0	1	1	E	2	0	0
Andrew Shaw	3	0	1	1	E	4	0	0
Michal Rozsival	1	0	1	1	1	2	0	0
Bryan Bickell	3	0	0	0	-2	0	0	0
Dave Bolland	3	0	0	0	-1	2	0	0
Brandon Bollig	3	0	0	0	E	19	0	0
Sheldon Brookbank	3	0	0	0	E	2	0	0
Michael Frolik	3	0	0	0	-1	2	0	0
Niklas Hjalmarsson	3	0	0	0	-1	6	0	0
Marcus Kruger	3	0	0	0	-1	2	0	0
Nick Leddy	3	0	0	0	E	0	0	0
Brandon Saad	3	0	0	0	-1	0	0	0
Viktor Stalberg	3	0	0	0	E	0	0	0
Jonathan Toews	3	0	0	0	E	2	0	0
Brent Seabrook	2	0	0	0	-1	0	0	0

BLACKHAWKS	GPI	MIN	W-L-O	GA	SA	SV	GAA	SV%
Corey Crawford	2	122	0-1-1	4	54	50	1.96	.926
Ray Emery	1	65	1-0-0	3	32	29	2.77	.906



COLORADO AVALANCHE

2012.13 SEASON SUMMARY

3 WINS

1 LOSS

0 OT

AT VANCOUVER

Mar. 28, 2013	Canucks 4	Avalanche 1
Jan. 30, 2013	Canucks 3	Avalanche 0

AT COLORADO

Apr. 13, 2013	Canucks 3	Avalanche 4
Mar. 24, 2013	Canucks 3	Avalanche 2

GOALS BY PERIOD	1st	2nd	3rd	OT	TOTAL
CANUCKS	3	5	5	-	13
AVALANCHE	2	0	5	-	7

CANUCKS

Power Play: 2-10	20.0%	Penalty Killing: 13-14	92.9%
------------------	-------	------------------------	-------

CANUCKS	GP	G	A	P	+/-	PIM	PP	SH
Henrik Sedin	4	1	3	4	3	2	0	0
Jason Garrison	4	3	0	3	4	2	1	0
Alex Burrows	4	2	1	3	2	2	0	0
Daniel Sedin	4	1	2	3	1	0	0	0
Dan Hamhuis	4	0	3	3	2	0	0	0
Maxim Laipierre	4	2	0	2	1	2	0	0
Andrew Ebbett	3	0	2	2	2	0	0	0
Alex Edler	3	0	2	2	1	2	0	0
Jannik Hansen	4	1	0	1	4	2	0	0
Mason Raymond	4	1	0	1	E	0	0	0
Chris Higgins	3	1	0	1	1	2	0	0
Zack Kassian	2	1	0	1	E	0	1	0
Keith Ballard	3	0	1	1	1	2	0	0
Jordan Schroeder	3	0	1	1	1	0	0	0
Chris Tanev	3	0	1	1	2	2	0	0
Ryan Kesler	1	0	1	1	-2	0	0	0
Kevin Bieksa	4	0	0	0	1	0	0	0
Andrew Alberts	3	0	0	0	E	2	0	0
Tom Sestito	3	0	0	0	1	0	0	0
Andrew Gordon	2	0	0	0	E	0	0	0
Dale Weise	2	0	0	0	E	5	0	0
Cam Barker	1	0	0	0	E	2	0	0
Manny Malhotra	1	0	0	0	1	0	0	0
Steve Pinizzotto	1	0	0	0	E	2	0	0
Derek Roy	1	0	0	0	-2	0	0	0
Aaron Volpatti	1	0	0	0	1	2	0	0

CANUCKS	GPI	MIN	W-L-O	GA	SA	SV	GAA	SV%
Cory Schneider	3	180	2-1-0	7	87	80	2.33	.920
Roberto Luongo	1	60	1-0-0	0	24	24	0.00	1.000

LAST

Last Home Win:	Mar. 28/13 (4-1)
Last Road Win:	Mar. 24/13 (3-2)
Last Shutout:	Jan. 30/13

	Roberto Luongo (3-0)
Last Tie Game:	Mar. 3/04 (5-5 @ COL)
Last Shootout:	Feb. 4/12 (3-2 W @ COL)
Last Hat Trick:	Daniel Sedin
	Dec. 6/11

Most Goals:	8 - Twice
Canucks in OT:	6-5-18
Canucks in SO:	2-5

COLORADO

Apr. 13/13 (4-3)
Apr. 6/10 (4-3 SO)
Oct. 3/09
Craig Anderson (3-0)

Milan Hejduk
Apr. 5/07

9 - Three times

ATTENDANCE

18,910
18,910

GOALTENDER

Schneider/Varlamov
Luongo/Varlamov

W GOAL

Daniel Sedin
Jason Garrison

ATTENDANCE

15,229
15,194

GOALTENDER

Schneider/Giguere
Schneider/Giguere

W GOAL

Jan Hejda
Alex Burrows

SHOTS BY PERIOD	1st	2nd	3rd	OT	TOTAL
CANUCKS	41	31	28	-	100
AVALANCHE	36	37	38	-	111

AVALANCHE

Power Play: 1-14	7.1%	Penalty Killing: 8-10	80.0%
------------------	------	-----------------------	-------

AVALANCHE	GP	G	A	P	+/-	PIM	PP	SH
PA Parenteau	4	2	2	4	-2	0	1	0
Matt Duchene	4	1	2	3	-4	0	0	0
Ryan O'Reilly	3	0	3	3	-2	0	0	0
Jan Hejda	4	1	1	2	-2	0	0	0
Jamie McGinn	4	1	0	1	-2	0	0	0
Cody McLeod	4	1	0	1	2	7	0	0
Gabriel Landeskog	3	1	0	1	-3	0	0	0
Tyson Barrie	3	0	1	1	-3	2	0	0
David Jones	2	0	1	1	-1	2	0	0
Brad Malone	1	0	1	1	E	0	0	0
Patrick Bordeleau	4	0	0	0	-2	4	0	0
John Mitchell	4	0	0	0	-1	0	0	0
Mark Olver	4	0	0	0	-2	0	0	0
Greg Zanon	4	0	0	0	-4	0	0	0
Milan Hejduk	3	0	0	0	-1	0	0	0
Matt Hunwick	3	0	0	0	4	2	0	0
Erik Johnson	3	0	0	0	-2	2	0	0
Chuck Kobasew	3	0	0	0	-1	0	0	0
Paul Stastny	3	0	0	0	E	2	0	0
Shane O'Brien	2	0	0	0	2	2	0	0
Ryan O'Byrne	2	0	0	0	-2	0	0	0
Ryan Wilson	2	0	0	0	-1	0	0	0
Stefan Elliott	1	0	0	0	E	2	0	0
Aaron Palushaj	1	0	0	0	E	0	0	0
Michael Sgarbossa	1	0	0	0	E	0	0	0

AVALANCHE	GPI	MIN	W-L-O	GA	SA	SV	GAA	SV%
J-S. Giguere	2	119	1-1-0	6	57	51	3.02	.895
Semyon Varlamov	2	119	0-2-0	5	41	36	2.52	.878



2012.13 SEASON SUMMARY

2 WINS

0 LOSSES

1 OT

AT VANCOUVER

Mar. 26, 2013 Canucks 1 Blue Jackets 0 (SO)

AT COLUMBUS

Mar. 12, 2013 Canucks 2 Blue Jackets 1 (SO)

Mar. 7, 2013 Canucks 1 Blue Jackets 2 (OT)

GOALS BY PERIOD

	1st	2nd	3rd	OT	TOTAL
CANUCKS	0	1	1	0	2
BLUE JACKETS	1	1	0	1	3

CANUCKS

Power Play: 0-6 0.0% Penalty Killing: 7-7 100.0%

CANUCKS

	GP	G	A	P	+/-	PIM	PP	SH
Jason Garrison	3	1	0	1	2	0	0	0
Henrik Sedin	3	1	0	1	E	2	0	0
Dan Hamhuis	3	0	1	1	1	0	0	0
Jannik Hansen	3	0	1	1	E	0	0	0
Daniel Sedin	3	0	1	1	E	0	0	0
Cam Barker	2	0	1	1	1	0	0	0
Andrew Alberts	3	0	0	0	-1	2	0	0
Alex Burrows	3	0	0	0	1	0	0	0
Alex Edler	3	0	0	0	-2	0	0	0
Chris Higgins	3	0	0	0	-1	0	0	0
Maxim Lapierre	3	0	0	0	E	2	0	0
Mason Raymond	3	0	0	0	E	0	0	0
Tom Sestito	3	0	0	0	E	0	0	0
Chris Tanev	3	0	0	0	-3	0	0	0
David Booth	2	0	0	0	-1	2	0	0
Andrew Ebbett	2	0	0	0	E	0	0	0
Zack Kassian	2	0	0	0	-1	2	0	0
Jordan Schoeder	2	0	0	0	E	0	0	0
Dale Weise	2	0	0	0	E	0	0	0
Keith Ballard	1	0	0	0	E	2	0	0
Kevin Bieksa	1	0	0	0	E	2	0	0
Andrew Gordon	1	0	0	0	E	0	0	0

CANUCKS

	GPI	MIN	W-L-O	GA	SA	SV	GAA	SV%
Cory Schneider	2	129	1-0-1	2	44	42	0.93	.955
Roberto Luongo	1	65	1-0-0	1	27	26	0.92	.963

LAST

Last Home Win: Mar. 26/13 (1-0 SO)

Last Road Win: Mar. 12/13 (2-1 SO)

Last Shutout: Mar. 26/13

Last Tie Game: Feb. 5/03 (4-4 @ (CB))

Last Shootout: Mar. 26/13 (1-0 W @ VAN)

Last Hat Trick: None

Most Goals: 7 - Twice

Canucks in OT: 4-3-6

Canucks in SO: 3-3

COLUMBUS

Mar. 7/13 (2-1 OT)

Jan. 18/09 (6-5 SO)

Mar. 26/13

Sergei Bobrovsky (1-0 SO)

None

6 - Three times

ATTENDANCE

18,910

GOALTENDER

Schneider/Bobrovsky

W GOAL

Maxim Lapierre

ATTENDANCE

14,852

GOALTENDER

Luongo/Bobrovsky

W GOAL

Mason Raymond

13,632

Schneider/Bobrovsky

Matt Calvert

SHOTS BY PERIOD

	1st	2nd	3rd	OT	TOTAL
CANUCKS	34	46	22	5	107
BLUE JACKETS	20	23	23	5	71

BLUE JACKETS

Power Play: 0-7 0.0% Penalty Killing: 6-6 100.0%

BLUE JACKETS

	GP	G	A	P	+/-	PIM	PP	SH
Matt Calvert	3	1	0	1	-1	0	0	0
Mark Letestu	3	1	0	1	1	0	0	0
RJ Umberger	3	1	0	1	1	2	0	0
Derrick Brassard	3	0	1	1	1	2	0	0
Nick Foligno	3	0	1	1	1	0	0	0
Ryan Johansen	3	0	1	1	-1	2	0	0
Jack Johnson	3	0	1	1	E	0	0	0
Vinny Prospal	3	0	1	1	1	0	0	0
Fedor Tyutin	3	0	1	1	1	2	0	0
Cam Atkinson	3	0	0	0	-1	0	0	0
Adrian Aucoin	3	0	0	0	-1	0	0	0
Jared Boll	3	0	0	0	E	0	0	0
Nikita Nikitin	3	0	0	0	E	0	0	0
Dalton Prout	3	0	0	0	2	2	0	0
Artem Anisimov	2	0	0	0	E	0	0	0
Tim Erixon	2	0	0	0	E	0	0	0
Colton Gillies	2	0	0	0	E	0	0	0
Derek MacKenzie	2	0	0	0	E	0	0	0
Derek Dorsett	1	0	0	0	E	0	0	0
Nick Drazenovic	1	0	0	0	E	0	0	0
Brandon Dubinsky	1	0	0	0	E	0	0	0
John Moore	1	0	0	0	E	0	0	0

BLUE JACKETS

	GPI	MIN	W-L-O	GA	SA	SV	GAA	SV%
Sergei Bobrovsky	3	194	1-0-2	2	107	105	.62	.981

OPPONENTS



2012.13 SEASON SUMMARY

1 WIN

2 LOSSES

0 OT

AT VANCOUVER

Feb. 15, 2013 Canucks 3 Stars 4

AT DALLAS

Apr. 18, 2013 Canucks 1 Stars 5

Feb. 21, 2013 Canucks 4 Stars 3

GOALS BY PERIOD	1st	2nd	3rd	OT	TOTAL
CANUCKS	1	5	2	—	8
STARS	2	3	7	—	12

CANUCKS

Power Play: 1-10 10.0% Penalty Killing: 13-14 92.9%

CANUCKS	GP	G	A	P	+/-	PIM	PP	SH
Ryan Kesler	3	0	4	4	-1	2	0	0
Alex Burrows	3	2	1	3	1	8	1	0
Henrik Sedin	3	1	2	3	2	2	0	0
Daniel Sedin	3	1	2	3	2	4	0	0
Jason Garrison	3	1	0	1	1	2	0	0
Kevin Bieksa	2	1	0	1	1	4	0	0
Chris Higgins	2	1	0	1	-2	0	0	0
Derek Roy	1	1	0	1	1	0	0	0
Alex Edler	3	0	1	1	-4	2	0	0
Dan Hamhuis	3	0	1	1	E	2	0	0
Zack Kassian	3	0	1	1	-3	5	0	0
Dale Weise	3	0	1	1	E	7	0	0
Jannik Hansen	2	0	1	1	-1	0	0	0
Jordan Schroeder	2	0	1	1	-2	0	0	0
Keith Ballard	3	0	0	0	-2	0	0	0
Maxim Lapierre	3	0	0	0	-2	7	0	0
Mason Raymond	3	0	0	0	-5	2	0	0
Chris Tanev	2	0	0	0	-1	0	0	0
Aaron Volpatti	2	0	0	0	E	5	0	0
Andrew Alberts	1	0	0	0	-2	10	0	0
Cam Barker	1	0	0	0	-1	0	0	0
David Booth	1	0	0	0	-1	0	0	0
Andrew Ebbett	1	0	0	0	-2	0	0	0
Steve Pinizzotto	1	0	0	0	E	0	0	0

CANUCKS	GPI	MIN	W-L-O	GA	SA	SV	GAA	SV%
Cory Schneider	3	179	1-2-0	12	84	72	4.03	.857

LAST

Last Home Win: Mar. 30/12 (5-2)
 Last Road Win: Feb. 21/13 (4-3)
 Last Shutout: Jan. 10/99
 Corey Hirsch (2-0)
 Last Tie Game: Mar. 8/00 (3-3 @ DAL)
 Last Shootout: Oct. 11/09 (4-3 W @ VAN)
 Last Hat Trick: Todd Bertuzzi
 Mar. 17/03
 Most Goals: 10 – Twice
 Canucks in OT: 1-5-13
 Canucks in SO: 2-2

VANCOUVER

DALLAS

Apr. 18/13 (5-1)
 Feb. 15/13 (4-3)
 Mar. 18/04
 Marty Turco (3-0)
 Brian Bellows
 Nov. 23/90
 9 – Twice

ATTENDANCE

18,910 Schneider/Lehtonen, Bachman Brenden Dillon

GOALTENDER

Schneider/Lehtonen, Bachman Brenden Dillon

W GOAL

Cody Eakin

Henrik Sedin

ATTENDANCE

16,571 Schneider/Lehtonen

17,393 Schneider/Nilstorp

GOALTENDER

Schneider/Lehtonen

Schneider/Nilstorp

W GOAL

Cody Eakin

Henrik Sedin

SHOTS BY PERIOD

SHOTS BY PERIOD	1st	2nd	3rd	OT	TOTAL
CANUCKS	27	34	27	—	88
STARS	22	38	24	—	84

STARS

Power Play: 1-14 7.1% Penalty Killing: 9-10 90.0%

STARS	GP	G	A	P	+/-	PIM	PP	SH
Jamie Benn	3	2	2	4	1	0	0	0
Cody Eakin	3	2	2	4	3	2	0	0
Michael Ryder	2	1	2	3	1	0	0	0
Brenden Dillon	3	1	1	2	1	2	0	0
Antoine Roussel	3	1	1	2	1	7	0	0
Reilly Smith	3	1	1	2	2	2	0	0
Brenden Morrow	2	1	1	2	1	2	0	0
Loui Eriksson	3	0	2	2	E	0	0	0
Stephane Robidas	3	0	2	2	2	12	0	0
Vernon Fiddler	3	1	0	1	1	9	0	0
Erik Cole	1	1	0	1	E	0	1	0
Ray Whitney	1	1	0	1	1	0	0	0
Philip Larsen	3	0	1	1	-1	0	0	0
Eric Nystrom	3	0	1	1	E	5	0	0
Aaron Rome	3	0	1	1	3	2	0	0
Trevor Daley	2	0	1	1	4	2	0	0
Derek Roy	2	0	1	1	E	2	0	0
Jordie Benn	1	0	1	1	1	0	0	0
Ryan Garbutt	3	0	0	0	2	5	0	0
Alex Goligoski	3	0	0	0	-2	0	0	0
Jaromir Jagr	2	0	0	0	E	2	0	0
Matt Fraser	1	0	0	0	E	0	0	0
Tom Wandell	1	0	0	0	E	0	0	0

STARS	GPI	MIN	W-L-O	GA	SA	SV	GAA	SV%
Kari Lehtonen	2	74	1-0-0	1	45	44	0.81	.978
Richard Bachman	1	46	1-0-0	3	21	18	3.91	.857
Cristopher Nilstorp	1	60	0-1-0	4	22	18	4.00	.818



2012.13 SEASON SUMMARY

1 WIN

2 LOSSES

0 OT

AT VANCOUVER

Apr. 20, 2013 Canucks 2 Red Wings 1 (SO)
 Mar. 16, 2013 Canucks 2 Red Wings 5

AT DETROIT

Feb. 24, 2013 Canucks 3 Red Wings 8

GOALS BY PERIOD	1st	2nd	3rd	OT	TOTAL
CANUCKS	5	0	1	0	6
RED WINGS	4	4	6	0	14

CANUCKS

Power Play: 1-12 8.3% Penalty Killing: 7-11 63.6%

CANUCKS	GP	G	A	P	+/-	PIM	PP	SH
Alex Burrows	3	2	1	3	3	4	0	0
Daniel Sedin	3	2	1	3	2	0	0	0
Alex Edler	3	1	2	3	1	2	1	0
Henrik Sedin	3	0	2	2	2	2	0	0
Chris Higgins	2	1	0	1	-4	0	0	0
Dan Hamhuis	3	0	1	1	-3	0	0	0
Kevin Bieksa	1	0	1	1	-1	0	0	0
Derek Roy	1	0	1	1	-1	0	0	0
Andrew Alberts	3	0	0	0	-2	0	0	0
Jason Garrison	3	0	0	0	-2	2	0	0
Jannik Hansen	3	0	0	0	-4	0	0	0
Maxim Lapierre	3	0	0	0	-1	2	0	0
Mason Raymond	3	0	0	0	-3	0	0	0
Dale Weise	3	0	0	0	-2	2	0	0
Keith Ballard	2	0	0	0	-2	7	0	0
Andrew Ebbett	2	0	0	0	-2	0	0	0
Zack Kassian	2	0	0	0	-2	6	0	0
Ryan Kesler	2	0	0	0	-1	2	0	0
Steve Pinizzotto	2	0	0	0	E	0	0	0
Chris Tanev	2	0	0	0	-1	2	0	0
Cam Barker	1	0	0	0	E	0	0	0
David Booth	1	0	0	0	-1	0	0	0
Jordan Schroeder	1	0	0	0	-1	0	0	0
Tom Sestito	1	0	0	0	E	0	0	0
Aaron Volpatti	1	0	0	0	E	0	0	0

CANUCKS	GPI	MIN	W-L-O	GA	SA	SV	GAA	SV%
Roberto Luongo	2	120	0-2-0	13	54	41	6.50	.759
Cory Schneider	1	65	1-0-0	1	34	33	0.92	.971

LAST

VANCOUVER

Last Home Win: Apr. 20/13 (2-1 SO)
 Last Road Win: Feb. 23/12 (4-3 SO)
 Last Shutout: Dec. 15/01
 Dan Cloutier (3-0)
 Last Tie Game: Mar. 13/01 (2-2 @ DET)
 Last Shootout: Apr. 20/13 (2-1 W @ VAN)
 Last Hat Trick: Todd Bertuzzi
 Nov. 13/05
 Most Goals: 9 – Twice

Canucks in OT: 4-4-14
 Canucks in SO: 2-3

DETROIT

Feb. 24/13 (8-3)
 Mar. 16/13 (5-2)
 Oct. 13/11
 Jimmy Howard (2-0)
 Dino Cicarelli
 Apr. 5/94
 11 – Feb. 27/85
 VAN 5 @ DET 11

ATTENDANCE

18,910
 18,910

GOALTENDER

Schneider/Howard
 Luongo/Howard

W GOAL

Maxim Lapierre
 Henrik Zetterberg

ATTENDANCE

20,066

GOALTENDER

Luongo/Howard

W GOAL

Henrik Zetterberg

SHOTS BY PERIOD	1st	2nd	3rd	OT	TOTAL
CANUCKS	27	19	23	1	70
RED WINGS	21	27	36	4	88

RED WINGS

Power Play: 4-11 36.4% Penalty Killing: 11-12 91.7%

RED WINGS	GP	G	A	P	+/-	PIM	PP	SH
Damien Brunner	3	2	4	6	2	2	1	0
Henrik Zetterberg	3	3	2	5	2	2	2	0
Pavel Datsyuk	3	0	5	5	3	0	0	0
Niklas Kronwall	3	1	3	4	1	4	0	0
Joakim Andersson	3	2	1	3	4	0	0	0
Daniel Cleary	3	2	1	3	1	0	1	0
Justin Abdelkader	3	2	0	2	2	7	0	0
Jonathan Ericsson	3	0	2	2	2	2	0	0
Valtteri Filppula	3	0	2	2	-1	0	0	0
Jakub Kindl	3	0	2	2	7	0	0	0
Johan Franzen	2	0	2	2	2	4	0	0
Cory Emmerton	3	1	0	1	E	0	0	0
Jordin Tootoo	3	1	0	1	E	4	0	0
Tomas Tatar	1	0	1	1	1	0	0	0
Drew Miller	3	0	0	0	-1	0	0	0
Patrick Eaves	2	0	0	0	1	0	0	0
Brian Lashoff	2	0	0	0	-1	4	0	0
Brendan Smith	2	0	0	0	E	2	0	0
Ian White	2	0	0	0	1	0	0	0
Danny DeKeyser	1	0	0	0	1	2	0	0
Kent Huskins	1	0	0	0	-1	0	0	0
Gustav Nyquist	1	0	0	0	E	0	0	0
Kyle Quincey	1	0	0	0	E	0	0	0

RED WINGS	GPI	MIN	W-L-O	GA	SA	SV	GAA	SV%
Jimmy Howard	3	185	2-0-1	6	70	64	1.95	.914



EDMONTON OILERS

2012.13 SEASON SUMMARY

2 WINS

2 LOSSES

1 OT

AT VANCOUVER

Apr. 4, 2013	Canucks 4	Oilers 0
Jan. 20, 2013	Canucks 2	Oilers 3 (SO)

AT EDMONTON

Apr. 27, 2013	Canucks 2	Oilers 7
Mar. 30, 2013	Canucks 0	Oilers 4
Feb. 4, 2013	Canucks 3	Oilers 2 (OT)

GOALS BY PERIOD	1st	2nd	3rd	OT	TOTAL
CANUCKS	5	3	4	1	11
OILERS	5	3	7	0	15

CANUCKS

Power Play: 2-20	10.0%	Penalty Killing: 15-19	78.9%
------------------	-------	------------------------	-------

CANUCKS	GP	G	A	P	+/-	PIM	PP	SH
Jannik Hansen	5	1	3	4	1	2	0	0
Henrik Sedin	5	1	3	4	3	2	0	0
Kevin Bieksa	5	2	1	3	-2	6	1	0
Zack Kassian	4	2	1	3	2	5	0	0
Daniel Sedin	4	0	3	3	1	2	0	0
Chris Higgins	5	1	1	2	-1	0	0	0
Derek Roy	2	1	1	2	E	0	1	0
Jason Garrison	4	0	2	2	3	2	0	0
Mason Raymond	4	0	2	2	-1	2	0	0
Alex Edler	4	1	0	1	-1	4	0	0
Chris Tanev	4	1	0	1	1	2	0	0
Tom Sestito	3	1	0	1	E	10	0	0
Maxim Lapierre	5	0	1	1	-3	14	0	0
Dan Hamhuis	4	0	1	1	1	2	0	0
Jordan Schroeder	2	0	1	1	1	2	0	0
Alex Burrows	4	0	0	0	-1	0	0	0
Andrew Ebbett	4	0	0	0	E	2	0	0
Keith Ballard	3	0	0	0	E	4	0	0
Steve Pinizzotto	3	0	0	0	-3	12	0	0
Dale Weise	3	0	0	0	-3	0	0	0
Andrew Alberts	2	0	0	0	-1	0	0	0
Cam Barker	2	0	0	0	-3	0	0	0
Manny Malhotra	2	0	0	0	-1	0	0	0
Aaron Volpatti	2	0	0	0	E	4	0	0
Frank Corrado	1	0	0	0	-1	0	0	0
Andrew Gordon	1	0	0	0	-1	0	0	0
Nicklas Jensen	1	0	0	0	E	0	0	0
Derek Joslin	1	0	0	0	-1	0	0	0
Ryan Kesler	1	0	0	0	-1	0	0	0

CANUCKS	GPI	MIN	W-L-O	GA	SA	SV	GAA	SV%
Roberto Luongo	4	247	1-1-1	13	116	103	3.16	.888
Cory Schneider	2	62	1-1-0	2	25	23	1.95	.920

LAST

Last Home Win:	Apr. 4/13 (4-0)	EDMONTON
Last Road Win:	Feb. 4/13 (3-2 OT)	Apr. 27/13 (7-2)
Last Shutout:	Apr. 4/13	Jan. 20/13 (3-2 SO)
	Cory Schneider (4-0)	Mar. 30/13
Last Tie Game:	Jan. 30/03 (3-3 @ VAN)	Devan Dubnyk (4-0)
Last Shootout:	Jan. 20/13 (2-3 L @ VAN)	
Last Hat Trick:	Daniel Sedin	Taylor Hall
	Feb. 6/07	Mar. 30/13
Most Goals:	9 - Nov. 21/92	13 - Nov. 8/85
	VAN 9 vs EDM 0	VAN 0 @ EDM 13
Canucks in OT:	14-6-20	
Canucks in SO:	2-5	

ATTENDANCE

18,910	Schneider/Khabibulin
18,910	Luongo/Dubnyk

W GOAL

Kevin Bieksa
Sam Gagner

ATTENDANCE

16,839	Luongo/Dubnyk
16,839	Luongo/Schneider/Dubnyk
16,839	Luongo/Dubnyk

W GOAL

Justin Schultz
Taylor Hall
Chris Tanev

SHOTS BY PERIOD	1st	2nd	3rd	OT	TOTAL
CANUCKS	51	49	42	8	150
OILERS	38	38	61	4	141

OILERS

Power Play: 4-19	21.1%	Penalty Killing: 18-20	90.0%
------------------	-------	------------------------	-------

OILERS	GP	G	A	P	+/-	PIM	PP	SH
Taylor Hall	5	3	3	6	4	8	1	0
Justin Schultz	5	1	4	5	E	0	0	0
Jordan Eberle	5	3	1	4	4	2	0	0
Nail Yakupov	5	3	1	4	-1	4	1	0
Sam Gagner	5	0	3	3	-1	0	0	0
Ales Hensky	4	2	0	2	-3	2	2	0
Ryan Smyth	5	1	1	2	1	6	0	1
Jeff Petry	5	0	2	2	2	0	0	0
Nick Schultz	5	0	2	2	1	4	0	0
Ryan Nugent-Hopkins	4	0	2	2	2	0	0	0
Magnus Paajarvi	4	0	2	2	1	2	0	0
Mark Fistric	2	0	2	2	2	12	0	0
Ladislav Smid	5	1	0	1	-1	6	0	0
Jerred Smithson	1	1	0	1	1	0	0	0
Lennart Petrell	4	0	1	1	-1	0	0	0
Ryan Jones	3	0	1	1	E	2	0	0
Ryan Whitney	3	0	1	1	E	2	0	0
Anton Lander	2	0	1	1	-1	0	0	0
Shawn Horcoff	5	0	0	0	1	0	0	0
Corey Potter	5	0	0	0	E	0	0	0
Mike Brown	3	0	0	0	E	10	0	0
Eric Belanger	2	0	0	0	-1	0	0	0
Teemu Hartikainen	2	0	0	0	E	0	0	0
Ben Egaer	1	0	0	0	E	5	0	0

OILERS	GPI	MIN	W-L-O	GA	SA	SV	GAA	SV%
Devan Dubnyk	4	249	3-0-1	7	122	115	1.68	.943
Nikolai Khabibulin	1	60	0-1-0	4	28	24	4.03	.857



2012.13 SEASON SUMMARY

NO GAMES PLAYED

LAST	VANCOUVER	FLORIDA
Last Home Win:	Oct. 11/10 (2-1)	Jan. 9/12 (2-1)
Last Road Win:	Feb. 11/10 (3-0)	Mar. 7/94 (2-1)
Last Shutout:	Feb. 11/10 Roberto Luongo (3-0)	None
Last Tie Game:	Jan. 11/04 (2-2 @ VAN)	
Last Shootout:	Feb. 1/08 (3-4 L @ FLA)	
Last Hat Trick:	None	Ray Sheppard Mar. 13/97
Most Goals:	7 – Jan. 3/96 VAN 7 @ FLA 2	5 – Twice
Canucks in OT:	1-0-8	
Canucks in SO:	1-1	

OPPONENTS



LOS ANGELES KINGS

2012.13 SEASON SUMMARY

2 WINS

0 LOSSES

1 OT

AT VANCOUVER

Mar. 2, 2013 Canucks 5 Kings 2

AT LOS ANGELES

Mar. 23, 2013 Canucks 1 Kings 0

Jan. 28, 2013 Canucks 2 Kings 3 (SO)

GOALS BY PERIOD	1st	2nd	3rd	OT	TOTAL
CANUCKS	3	4	1	0	8
KINGS	0	3	1	0	4

CANUCKS

Power Play: 0-8 0.0% Penalty Killing: 9-11 81.8%

CANUCKS	GP	G	A	P	+/-	PIM	PP	SH
Mason Raymond	3	2	1	3	4	0	0	0
Alex Burrows	3	1	2	3	2	2	0	0
Dan Hamhuis	3	1	2	3	3	2	0	0
Jannik Hansen	3	1	2	3	4	0	0	0
Chris Higgins	3	1	1	2	1	2	0	0
Henrik Sedin	3	0	2	2	3	6	0	0
Daniel Sedin	3	1	0	1	3	0	0	0
Zack Kassian	2	1	0	1	1	0	0	0
Jordan Schroeder	3	0	1	1	E	0	0	0
Chris Tanev	3	0	1	1	3	2	0	0
Alex Edler	2	0	1	1	1	0	0	0
David Booth	1	0	1	1	1	0	0	0
Kevin Bieksa	3	0	0	0	E	2	0	0
Jason Garrison	3	0	0	0	3	2	0	0
Maxim Lapierre	3	0	0	0	E	2	0	0
Dale Weise	3	0	0	0	-1	0	0	0
Andrew Alberts	2	0	0	0	E	2	0	0
Keith Ballard	2	0	0	0	2	0	0	0
Tom Sestito	2	0	0	0	-1	5	0	0
Andrew Ebbett	1	0	0	0	E	0	0	0
Andrew Gordon	1	0	0	0	E	0	0	0
Manny Malhotra	1	0	0	0	E	0	0	0
Aaron Volpatti	1	0	0	0	E	2	0	0

CANUCKS

GPI	MIN	W-L-O	GA	SA	SV	GAA	SV%
Cory Schneider	2	120	2-0-0	2	50	48	1.00 .960
Roberto Luongo	1	65	0-0-1	2	28	26	1.85 .929

LAST

Last Home Win: Mar. 2/13 (5-2)

Last Road Win: Mar. 23/13 (1-0)

Last Shutout: Mar. 23/13

Last Tie Game: Dec. 22/03 (4-4 @ VAN)

Last Shootout: Jan. 28/13 (3-2 L @ LA)

Last Hat Trick: Alex Burrows

Mar. 27/06

Most Goals: 11 - Nov. 25/86

VAN 11 vs LA 5

Canucks in OT: 5-4-25

Canucks in SO: 1-4

LOS ANGELES

Jan. 28/13 (3-2 SO)

Jan. 17/12 (3-2 SO)

Apr. 3/06

Mathieu Garon (1-0)

Dustin Brown

Apr. 1/10

12 - Nov. 11/84

VAN 1 @ LA 12

ATTENDANCE

18,910 Schneider/Quick

W GOAL

Daniel Sedin

ATTENDANCE

18,118 Schneider/Quick

W GOAL

Mason Raymond

18,344 Luongo/Quick

Jeff Carter

SHOTS BY PERIOD

1ST	2ND	3RD	OT	TOTAL	
CANUCKS	23	19	14	4	60
KINGS	29	25	23	1	78

KINGS

Power Play: 2-11 18.2% Penalty Killing: 8-8 100.0%

KINGS	GP	G	A	P	+/-	PIM	PP	SH
Anze Kopitar	3	0	2	2	E	0	0	0
Jeff Carter	3	1	0	1	-3	0	1	0
Jordan Nolan	3	1	0	1	E	7	0	0
Slava Voynov	3	1	0	1	-2	0	0	0
Justin Williams	3	1	0	1	E	2	1	0
Jake Muzzin	3	0	1	1	-1	0	0	0
Mike Richards	3	0	1	1	-4	0	0	0
Dustin Penner	2	0	1	1	E	2	0	0
Simon Gagne	1	0	1	1	1	2	0	0
Dustin Brown	3	0	0	0	-1	2	0	0
Kyle Clifford	3	0	0	0	-3	2	0	0
Drew Doughty	3	0	0	0	-4	2	0	0
Colin Fraser	3	0	0	0	-1	0	0	0
Dwight King	3	0	0	0	-2	0	0	0
Trevor Lewis	3	0	0	0	-3	0	0	0
Rob Scuderi	3	0	0	0	-5	0	0	0
Jarret Stoll	3	0	0	0	-1	4	0	0
Davis Drewiske	2	0	0	0	-1	0	0	0
Keaton Ellerby	2	0	0	0	E	0	0	0
Alec Martinez	2	0	0	0	1	0	0	0

KINGS

GPI	MIN	W-L-O	GA	SA	SV	GAA	SV%
Jonathan Quick	3	182	1-2-0	7	59	52	2.31 .881



2012.13 SEASON SUMMARY

2 WINS

2 LOSSES

0 OT

AT VANCOUVER

Mar. 18, 2013	Canucks 1	Wild 3
Feb. 12, 2013	Canucks 2	Wild 1

AT MINNESOTA

Mar. 10, 2013	Canucks 2	Wild 4
Feb. 7, 2013	Canucks 4	Wild 1

GOALS BY PERIOD	1st	2nd	3rd	OT	TOTAL
CANUCKS	3	5	1	-	9
WILD	2	3	4	-	9

CANUCKS

Power Play: 3-16	18.8%	Penalty Killing: 10-14	71.4%
------------------	-------	------------------------	-------

CANUCKS	GP	G	A	P	+/-	PIM	PP	SH
Mason Raymond	4	1	2	3	-1	2	1	0
Jason Garrison	4	0	3	3	-1	4	0	0
Jannik Hansen	4	2	0	2	-1	0	0	0
Chris Higgins	4	2	0	2	E	2	0	0
Henrik Sedin	4	2	0	2	2	6	1	0
Daniel Sedin	4	1	1	2	1	0	0	0
Dan Hamhuis	4	0	2	2	E	0	0	0
Kevin Bieksa	3	1	0	1	2	4	1	0
Keith Ballard	4	0	1	1	E	4	0	0
Alex Burrows	4	0	1	1	2	12	0	0
Alex Edler	4	0	1	1	1	2	0	0
Maxim Lapierre	4	0	1	1	-1	2	0	0
Zack Kassian	3	0	1	1	1	0	0	0
Andrew Alberts	1	0	1	1	1	2	0	0
David Booth	1	0	1	1	1	0	0	0
Jordan Schroeder	4	0	0	0	1	0	0	0
Chris Tanev	4	0	0	0	-1	0	0	0
Dale Weise	4	0	0	0	E	12	0	0
Andrew Ebbett	2	0	0	0	-1	0	0	0
Tom Sestito	2	0	0	0	E	5	0	0
Aaron Volpatti	2	0	0	0	E	0	0	0
Manny Malhotra	1	0	0	0	E	0	0	0
Steve Pinizzotto	1	0	0	0	-1	0	0	0

CANUCKS	GPI	MIN	W-L-O	GA	SA	SV	GAA	SV%
Roberto Luongo	2	118	1-1-0	4	51	47	2.03	.922
Cory Schneider	2	118	1-1-0	5	55	50	2.55	.909

LAST

VANCOUVER	MINNESOTA
Last Home Win: Feb. 12/13 (2-1)	Mar. 10/13 (4-2)
Last Road Win: Feb. 7/13 (4-1)	Mar. 18/13 (3-1)
Last Shutout: Jan. 4/12	Mar. 19/12
	Roberto Luongo (3-0)
Last Tie Game: Mar. 10/04 (1-1 @ VAN)	Josh Harding (2-0)
Last Shootout: Feb. 14/08 (5-4 L @ VAN)	
Last Hat Trick: Ryan Kesler	Marian Gaborik
	Apr. 7/11
Most Goals: 6 - Nov. 16/07	6 - Four times
Canucks in OT: 8-3-8	
Canucks in SO: 1-3	

ATTENDANCE	GOALTENDER	W GOAL
18,910	Luongo/Backstrom	Charlie Coyle
18,910	Luongo/Kuemper	Jannik Hansen

ATTENDANCE	GOALTENDER	W GOAL
18,846	Schneider/Backstrom	Jared Spurgeon
18,352	Schneider/Harding, Backstrom	Chris Higgins

SHOTS BY PERIOD	1st	2nd	3rd	OT	TOTAL
CANUCKS	44	36	35	-	115
WILD	34	37	35	-	106

WILD

Power Play: 4-14	28.6%	Penalty Killing: 13-16	81.2%
------------------	-------	------------------------	-------

WILD	GP	G	A	P	+/-	PIM	PP	SH
Matt Cullen	4	1	3	4	1	2	0	0
Zach Parise	4	2	1	3	1	2	0	0
Jonas Brodin	4	1	1	2	E	0	1	0
Charlie Coyle	4	1	1	2	2	0	0	0
Devin Setoguchi	4	1	1	2	2	8	1	0
Jared Spurgeon	3	1	1	2	2	0	1	0
Mikko Koivu	4	0	2	2	1	4	0	0
Clayton Stoner	4	0	2	2	E	4	0	0
Ryan Suter	4	0	2	2	E	4	0	0
Pierre-Marc Bouchard	2	0	2	2	E	0	0	0
Tom Gilbert	2	1	0	1	-2	0	1	0
Jason Zucker	2	1	0	1	2	2	0	0
Dany Heatley	4	0	1	1	-2	4	0	0
Mikael Granlund	1	0	1	1	E	0	0	0
Kyle Brodziak	4	0	0	0	-5	0	0	0
Cal Clutterbuck	4	0	0	0	-4	2	0	0
Justin Falk	4	0	0	0	-1	4	0	0
Zenon Konopka	4	0	0	0	1	36	0	0
Torrey Mitchell	4	0	0	0	-2	2	0	0
Mike Rupp	3	0	0	0	E	5	0	0
Nate Prosser	2	0	0	0	1	0	0	0
Marco Scandella	1	0	0	0	-2	0	0	0

WILD	GPI	MIN	W-L-O	GA	SA	SV	GAA	SV%
Niklas Backstrom	3	160	2-1-0	7	79	72	2.63	.911
Josh Harding	1	20	0-0-0	0	6	6	0.00	1.000
Darcy Kuemper	1	59	0-1-0	2	30	28	2.04	.933



2012.13 SEASON SUMMARY

NO GAMES PLAYED

LAST	VANCOUVER	MONTREAL
Last Home Win:	Oct. 7/09 (7-1)	Nov. 9/10 (2-0)
Last Road Win:	Dec. 8/11 (4-3 SO)	Mar. 10/12 (4-1)
Last Shutout:	Jan. 16/07 Roberto Luongo (4-0 @ MTL)	Feb. 24/09 Jaroslav Halak (3-0 @ MTL)
Last Tie Game:	Mar. 1/03 (1-1 @ MTL)	
Last Shootout:	Dec. 8/11 (4-3 W @ MTL)	
Last Hat Trick:	Greg Adams Dec. 4/91	Denis Savard Feb. 10/92
Most Goals:	7 – Feb. 9/84 VAN 7 @ MTL 6	11 – Mar. 8/79 VAN 1 @ MTL 11
Canucks in OT:	3-1-5	
Canucks in SO:	1-0	



2012.13 SEASON SUMMARY

3 WINS

0 LOSSES

0 OT

AT VANCOUVER

Mar. 14, 2013 Canucks 7 Predators 4

AT NASHVILLE

Apr. 15, 2013 Canucks 5 Predators 2

Feb. 22, 2013 Canucks 1 Predators 0

GOALS BY PERIOD

	1st	2nd	3rd	OT	TOTAL
CANUCKS	5	3	5	—	13
PREDATORS	1	3	2	—	6

CANUCKS

Power Play: 2-8 25.0% Penalty Killing: 8-8 100.0%

CANUCKS

	GP	G	A	P	+/-	PIM	PP	SH
Jannik Hansen	3	1	3	4	3	0	0	0
Henrik Sedin	3	1	3	4	E	2	0	0
Alex Edler	3	1	2	3	3	4	0	0
Maxim Lapierre	3	1	2	3	3	2	0	0
Mason Raymond	3	1	2	3	3	0	0	0
Dale Weise	3	1	2	3	2	5	0	0
Andrew Ebbett	2	1	2	3	2	0	0	0
Ryan Kesler	2	2	0	2	1	0	1	0
Derek Roy	1	1	1	2	2	0	0	0
Dan Hamhuis	3	0	2	2	1	0	0	0
Daniel Sedin	3	0	2	2	-1	0	0	0
Alex Burrows	3	1	0	1	E	2	0	0
Jason Garrison	3	1	0	1	2	2	1	0
David Booth	2	1	0	1	E	0	0	0
Kevin Bieksa	3	0	1	1	-2	2	0	0
Chris Tanev	2	0	1	1	4	0	0	0
Zack Kassian	3	0	0	0	-1	14	0	0
Andrew Alberts	2	0	0	0	E	12	0	0
Keith Ballard	2	0	0	0	E	0	0	0
Chris Higgins	2	0	0	0	-1	0	0	0
Steve Pinizzotto	2	0	0	0	E	10	0	0
Jordan Schroeder	1	0	0	0	E	0	0	0

CANUCKS

	GPI	MIN	W-L-O	GA	SA	SV	GAA	SV%
Roberto Luongo	3	180	3-0-0	6	94	88	2.00	.936

LAST

Last Home Win: Mar. 14/13 (7-4)

Last Road Win: Apr. 15/13 (5-2)

Last Shutout: Feb. 22/13

Roberto Luongo (1-0)

Last Tie Game: Mar. 16/04 (2-2 @ VAN)

Last Shootout: Feb. 7/12 (4-3 W @ NSH)

Last Hat Trick: Markus Naslund

Jan. 28/02

Most Goals: 7 – Twice

Canucks in OT: 3-1-3

Canucks in SO: 2-0

NASHVILLE

Feb. 21/12 (3-1)

Dec. 1/11 (6-5)

Mar. 3/11

Pekka Rinne (3-0)

Martin Erat

Dec. 8/09

6 – Four Times

ATTENDANCE

18,910

GOALTENDER

Luongo/Mason, Rinne

W GOAL

Jannik Hansen

ATTENDANCE

16,518

GOALTENDER

Luongo/Rinne

W GOAL

Jason Garrison

Dale Weise

SHOTS BY PERIOD

	1st	2nd	3rd	OT	TOTAL
CANUCKS	22	23	25	—	70
PREDATORS	29	36	29	—	94

PREDATORS

Power Play: 0-8 0.0% Penalty Killing: 6-8 75.0%

PREDATORS

	GP	G	A	P	+/-	PIM	PP	SH
Nick Spaling	3	2	0	2	-1	0	0	0
Matt Halischuk	3	1	1	2	1	2	0	0
Gabriel Bourque	2	1	0	1	-2	0	0	0
Bobby Butler	2	1	0	1	1	0	0	0
Mike Fisher	2	1	0	1	1	2	0	0
Sergei Kostitsyn	3	0	1	1	1	0	0	0
David Legwand	3	0	1	1	-4	0	0	0
Victor Bartley	2	0	1	1	3	2	0	0
Daniel Bang	1	0	1	1	1	0	0	0
Zach Boychuk	1	0	1	1	1	0	0	0
Rich Clune	3	0	0	0	-2	10	0	0
Roman Josi	3	0	0	0	-2	0	0	0
Craig Smith	3	0	0	0	-1	2	0	0
Shea Weber	3	0	0	0	-1	12	0	0
Ryan Ellis	2	0	0	0	-4	2	0	0
Martin Erat	2	0	0	0	-1	0	0	0
Hal Gill	2	0	0	0	1	2	0	0
Scott Hannan	2	0	0	0	-4	0	0	0
Kevin Klein	2	0	0	0	1	5	0	0
Brandon Yip	2	0	0	0	-3	2	0	0
Taylor Beck	1	0	0	0	-3	0	0	0
Jonathon Blum	1	0	0	0	-1	0	0	0
Mattias Ekholm	1	0	0	0	-1	0	0	0
Filip Forsberg	1	0	0	0	-2	0	0	0
Patric Hornqvist	1	0	0	0	E	0	0	0
Chris Mueller	1	0	0	0	E	0	0	0
Austin Watson	1	0	0	0	E	0	0	0
Colin Wilson	1	0	0	0	E	0	0	0

PREDATORS

	GPI	MIN	W-L-O	GA	SA	SV	GAA	SV%
Pekka Rinne	3	144	0-2-0	10	60	50	4.16	.833
Chris Mason	1	34	0-1-0	2	9	7	3.55	.778



2012.13 SEASON SUMMARY

NO GAMES PLAYED

LAST

Last Home Win: Nov. 1/10 (3-0)
Last Road Win: Feb. 24/12 (2-1)
Last Shutout: Nov. 1/10
Roberto Luongo (3-0)
Last Tie Game: Nov. 25/88 (2-2 @ VAN)
Last Shootout: None
Last Hat Trick: Rich Sutter
Oct. 20/89
Most Goals: 7- Twice
VAN 1 @ NJ 8
Canucks in OT: 2-1-2

VANCOUVER

NEW JERSEY

Jan. 13/06 (3-0)
Jan. 13/09 (5-3)
Jan. 13/06
Martin Brodeur (3-0)

Claude Lemieux
Dec. 5/91
8 - Oct. 30/97



2012.13 SEASON SUMMARY

NO GAMES PLAYED

LAST

Last Home Win: Nov. 13/11 (4-1)
 Last Road Win: Jan. 11/11 (4-3 SO)
 Last Shutout: Nov. 10/91
 Kirk McLean (6-0)
 Last Tie Game: Oct. 23/99 (2-2 @NYI)
 Last Shootout: Jan. 11/11 (4-3 W @ NYI)
 Last Hat Trick: Todd Bertuzzi
 Jan. 14/06
 Most Goals: 8 – Jan. 14/06
 VAN 8 @ NYI
 Canucks in OT: 2-3-6
 Canucks in SO: 2-1

VANCOUVER

NY ISLANDERS

Nov. 17/08 (2-1 SO)
 Mar. 16/10 (5-2)
 Jan. 16/90
 Glenn Healy (3-0)
 Pierre Turgeon
 Mar. 9/94
 9 – Three Times



2012.13 SEASON SUMMARY

NO GAMES PLAYED

LAST

Last Home Win: Nov. 3/09 (4-1)
Last Road Win: Nov. 19/08 (6-3)
Last Shutout: Jan. 3/08
Roberto Luongo (3-0)
Last Tie Game: Jan. 11/93 (3-3 @ NYR)
Last Shootout: None
Last Hat Trick: Todd Bertuzzi
Mar. 19/02
Most Goals: 7 – Mar. 20/74
VAN 7 @ NYR 5
Canucks in OT: 0-1-4

VANCOUVER

NY RANGERS

Jan. 13/11 (1-0)
Oct. 18/11 (4-0)
Oct. 18/11
Henrik Lundqvist (4-0)
Wayne Gretzky
Oct. 11/97
9 – Twice



2012.13 SEASON SUMMARY

NO GAMES PLAYED

LAST

Last Home Win:

Last Road Win:

Last Shutout:

Last Tie Game:

Last Shootout:

Last Hat Trick:

Most Goals:

Canucks in OT:

Canucks in SO:

VANCOUVER

Nov. 20/11 (2-1 OT)

Dec. 10/11 (4-1)

Dec. 28/08

Curtis Sanford (3-0)

Mar. 20/98 (1-1 @ OTT)

Dec. 9/05 (3-2 W @ VAN)

None

7- Jan. 5/94

VAN 7 @ OTT 2

2-0-3

1-0

OTTAWA

Feb. 4/10 (3-1)

Mar. 13/04 (2-1)

Nov. 20/01

Patrick Lalime (3-0)

None

6 - Feb. 2/97

VAN 4 @ OTT 6



2012.13 SEASON SUMMARY

NO GAMES PLAYED

LAST

Last Home Win:
Last Road Win:
Last Shutout:

VANCOUVER

Dec. 28/10 (6-2)
Dec. 3/09 (3-0)
Dec. 3/09
Roberto Luongo (3-0)
Dec. 31/95 (5-5 @ VAN)
None
Stan Smyl
Oct. 31/81
8 - Oct. 31/81
VAN 8 @ PHI 4
1-4-5

PHILADELPHIA

Oct. 12/11 (5-4)
Dec. 30/08 (3-2)
Mar. 4/03
Roman Cechmanek (3-0)

Last Tie Game:
Last Shootout:
Last Hat Trick:

John LeClair
Nov. 29/98
13 - Oct. 13/84
VAN 2 @ PHI 13

Most Goals:

Canucks in OT:



2012.13 SEASON SUMMARY

2 WINS

1 LOSS

0 OT

AT VANCOUVER

Apr. 8, 2013 Canucks 2 Coyotes 0
Feb. 26, 2013 Canucks 2 Coyotes 4

AT PHOENIX

Mar. 21, 2013 Canucks 2 Coyotes 1

GOALS BY PERIOD

	1st	2nd	3rd	OT	TOTAL
CANUCKS	2	1	3	—	6
COYOTES	1	1	3	—	5

CANUCKS

Power Play: 0-8 0.0% Penalty Killing: 7-8 87.5%

CANUCKS

	GP	G	A	P	+/-	PIM	PP	SH
Ryan Kesler	2	1	1	2	1	2	0	0
Chris Tanev	2	1	1	2	1	0	0	0
Mason Raymond	3	0	2	2	2	0	0	0
Jason Garrison	3	1	0	1	1	2	0	0
Dan Hamhuis	3	1	0	1	1	2	0	1
Henrik Sedin	3	1	0	1	E	0	0	0
Jordan Schroeder	2	1	0	1	1	0	0	0
Alex Edler	3	0	1	1	1	5	0	0
Jannik Hansen	3	0	1	1	3	0	0	0
Daniel Sedin	3	0	1	1	E	2	0	0
Kevin Bieksa	2	0	1	1	2	2	0	0
Chris Higgins	2	0	1	1	1	0	0	0
Keith Ballard	3	0	0	0	-2	0	0	0
Alex Burrows	3	0	0	0	1	2	0	0
Maxim Lapierre	3	0	0	0	-2	0	0	0
Dale Weise	3	0	0	0	-2	7	0	0
Andrew Alberts	2	0	0	0	-1	0	0	0
Andrew Ebbett	2	0	0	0	E	0	0	0
Zack Kassian	2	0	0	0	-1	0	0	0
Cam Barker	1	0	0	0	1	2	0	0
David Booth	1	0	0	0	-1	0	0	0
Andrew Gordon	1	0	0	0	E	0	0	0
Derek Roy	1	0	0	0	1	0	0	0
Tom Sestito	1	0	0	0	E	2	0	0

CANUCKS

	GPI	MIN	W-L-O	GA	SA	SV	GAA	SV%
Cory Schneider	3	179	2-1-0	4	74	70	1.34	.946

LAST

Last Home Win: Apr. 8/13 (2-0)
Last Road Win: Mar. 21/13 (2-1)
Last Shutout: Apr. 8/13
Cory Schneider (2-0)
Last Tie Game: Oct. 26/03 (3-3 @ VAN)
Last Shootout: Feb. 28/12 (2-1 L @ PHX)
Last Hat Trick: Alex Burrows
Jan. 7/10
Most Goals: 10 – Mar. 27/81
Canucks in OT: 5-4-20
Canucks in SO: 2-3

VANCOUVER

PHOENIX

Feb. 28/12 (2-1 SO)
Feb. 26/13 (4-2)
Mar. 13/08
Ilya Bryzgalov (2-0)

Ray Neufeld
Nov. 1/87
8 – Twice

ATTENDANCE

18,910 Schneider/Smith
18,910 Schneider/Smith

GOALTENDER

Schneider/Smith
Schneider/Smith

W GOAL

Ryan Kesler
Antoine Vermette

ATTENDANCE

17,220 Schneider/LaBarbera, Smith

GOALTENDER

Schneider/LaBarbera, Smith

W GOAL

Jordan Schroeder

SHOTS BY PERIOD

	1st	2nd	3rd	OT	TOTAL
CANUCKS	35	38	32	—	105
COYOTES	22	27	26	—	75

COYOTES

Power Play: 1-8 12.5% Penalty Killing: 8-8 100.0%

COYOTES

	GP	G	A	P	+/-	PIM	PP	SH
Antoine Vermette	3	2	1	3	1	2	1	0
Kyle Chipchura	3	2	0	2	1	5	0	0
Mikkel Boedker	3	1	1	2	1	0	0	0
Oliver Ekman-Larsson	3	0	1	1	1	0	0	0
Michael Stone	3	0	1	1	1	4	0	0
Paul Bissonnette	2	0	1	1	1	0	0	0
Lauri Korpikoski	2	0	1	1	-1	2	0	0
Radim Vrbata	2	0	1	1	-1	0	0	0
David Rundblad	1	0	1	1	E	0	0	0
Shane Doan	3	0	0	0	-2	4	0	0
Boyd Gordon	3	0	0	0	-1	2	0	0
Rostislav Klesla	3	0	0	0	-1	0	0	0
Keith Yandle	3	0	0	0	-4	2	0	0
Martin Hanzal	2	0	0	0	-1	2	0	0
Rob Klinkhammer	2	0	0	0	-1	2	0	0
Matthew Lombardi	2	0	0	0	-3	0	0	0
Derek Morris	2	0	0	0	-1	2	0	0
David Moss	2	0	0	0	E	0	0	0
David Schlemko	2	0	0	0	-1	0	0	0
Steve Sullivan	2	0	0	0	1	0	0	0
Raffi Torres	2	0	0	0	-3	0	0	0
Chris Brown	1	0	0	0	E	0	0	0
Chris Conner	1	0	0	0	E	0	0	0
Nick Johnson	1	0	0	0	1	0	0	0
Zbynek Michalek	1	0	0	0	1	0	0	0

COYOTES

	GPI	MIN	W-L-O	GA	SA	SV	GAA	SV%
Mike Smith	3	159	1-1-0	4	89	85	1.51	.955
Jason LaBarbera	1	18	0-1-0	1	15	14	3.24	.933

OPPONENTS



2012.13 SEASON SUMMARY

NO GAMES PLAYED

LAST	VANCOUVER	PITTSBURGH
Last Home Win:	Jan. 16/10 (6-2)	Nov. 17/10 (3-1)
Last Road Win:	Nov. 22/08 (3-1)	Oct. 6/11 (4-3 SO)
Last Shutout:	Feb. 17/88 Kirk McLean (5-0)	Feb. 14/00 J.S. Aubin (3-0)
Last Tie Game:	Oct. 30/98 (2-2 @ VAN)	
Last Shootout:	Oct. 6/11 (3-4 L @ VAN)	
Last Hat Trick:	Markus Naslund (4 goals) Dec. 9/03	Mario Lemieux Jan. 23/87
Most Goals:	10 – Dec. 19/80 VAN 10 @ PIT 4	9 – Three Times
Canucks in OT:	1-3-5	
Canucks in SO:	0-2	



2012.13 SEASON SUMMARY

1 WIN

0 LOSSES

2 OT

AT VANCOUVER

Mar. 19, 2013 Canucks 3 Blues 2
Feb. 17, 2013 Canucks 3 Blues 4 (SO)

AT ST. LOUIS

Apr. 16, 2013 Canucks 1 Blues 2 (SO)

GOALS BY PERIOD

	1st	2nd	3rd	OT	TOTAL
CANUCKS	2	4	1	0	7
BLUES	1	1	4	0	6

CANUCKS

Power Play: 3-9 33.3% Penalty Killing: 9-9 100.0%

CANUCKS

	GP	G	A	P	+/-	PIM	PP	SH
Henrik Sedin	3	1	3	4	1	0	0	0
Daniel Sedin	3	1	3	4	1	0	0	0
Alex Edler	3	1	1	2	-3	0	1	0
Mason Raymond	3	1	1	2	-1	2	1	0
Jannik Hansen	3	1	0	1	-3	0	0	0
Dale Weise	3	1	0	1	1	0	0	0
Ryan Kesler	2	1	0	1	-2	2	1	0
Alex Burrows	3	0	1	1	2	6	0	0
Dan Hamhuis	3	0	1	1	1	2	0	0
Jordan Schroeder	2	0	1	1	E	0	0	0
Keith Ballard	3	0	0	0	-1	2	0	0
Jason Garrison	3	0	0	0	2	0	0	0
Zack Kassian	3	0	0	0	-1	7	0	0
Maxim Lapierre	3	0	0	0	-1	2	0	0
Kevin Bieksa	2	0	0	0	E	2	0	0
Chris Higgins	2	0	0	0	-3	0	0	0
Tom Sestito	2	0	0	0	1	7	0	0
Chris Tanev	2	0	0	0	-2	2	0	0
Andrew Alberts	1	0	0	0	E	2	0	0
Cam Barker	1	0	0	0	-1	0	0	0
Andrew Ebbett	1	0	0	0	E	0	0	0
Steve Pinizzotto	1	0	0	0	-1	0	0	0
Derek Roy	1	0	0	0	E	0	0	0
Aaron Volpatti	1	0	0	0	E	5	0	0

CANUCKS	GPI	MIN	W-L-O	GA	SA	SV	GAA	SV%
Cory Schneider	2	124	1-0-1	3	70	67	1.45	.957
Roberto Luongo	1	65	0-0-1	3	23	20	2.77	.870

LAST

Last Home Win: Mar. 19/13 (3-2)
Last Road Win: Jan. 12/12 (3-2 OT)
Last Shutout: Mar. 1/12
Roberto Luongo (2-0)
Last Tie Game: Mar. 13/03 (4-4 @ VAN)
Last Shootout: Apr. 16/13 (2-1 L @ STL)
Last Hat Trick: Alexander Mogilny
Dec. 15/96
Most Goals: 8 - Four times
Canucks in OT: 7-10
Canucks in SO: 2-2

VANCOUVER

ST. LOUIS

Apr. 16/13 (2-1 SO)
Feb. 13/13 (4-3 SO)
Oct. 26/11
Brian Elliott (3-0)
Brett Hull
Mar. 2/92
9 - Feb. 7/81
VAN 2 @ STL 9

ATTENDANCE

18,910
18,910

GOALTENDER

Schneider/Allen
Luongo/Allen

W GOAL

Dale Weise
T.J. Oshie

ATTENDANCE

17,709

GOALTENDER

Schneider/Elliott

W GOAL

Andy McDonald

SHOTS BY PERIOD

	1st	2nd	3rd	OT	TOTAL
CANUCKS	16	24	33	9	72
BLUES	37	28	26	2	93

BLUES

Power Play: 0-9 0.0% Penalty Killing: 6-9 66.7%

BLUES

	GP	G	A	P	+/-	PIM	PP	SH
David Perron	3	0	3	3	2	0	0	0
Patrik Berglund	3	2	0	2	1	0	0	0
Vladimir Tarasenko	3	0	2	2	2	0	0	0
Andy McDonald	3	1	0	1	3	2	0	0
Jaden Schwartz	3	1	0	1	E	0	0	0
Jay Bouwmeester	1	1	0	1	1	2	0	0
T.J. Oshie	1	1	0	1	1	0	0	0
David Backes	3	0	1	1	-1	6	0	0
Barret Jackman	3	0	1	1	1	0	0	0
Alex Pietrangelo	3	0	1	1	E	2	0	0
Vladimir Sobotka	3	0	1	1	2	4	0	0
Chris Stewart	3	0	1	1	-2	5	0	0
Wade Redden	2	0	1	1	2	0	0	0
Kris Russell	1	0	1	1	-1	0	0	0
Roman Polak	3	0	0	0	E	2	0	0
Ryan Reaves	3	0	0	0	E	10	0	0
Kevin Shattenkirk	3	0	0	0	1	0	0	0
Alexander Steen	3	0	0	0	-2	0	0	0
Scott Nichol	2	0	0	0	E	0	0	0
Chris Porter	2	0	0	0	E	0	0	0
Ian Cole	1	0	0	0	E	2	0	0
Dmitrij Jaskin	1	0	0	0	E	0	0	0
Jordan Leopold	1	0	0	0	E	0	0	0

BLUES	GPI	MIN	W-L-O	GA	SA	SV	GAA	SV%
Jake Allen	2	124	1-1-0	6	50	44	2.89	.880
Brian Elliott	1	65	1-0-0	1	22	21	0.92	.955



SAN JOSE SHARKS

2012.13 SEASON SUMMARY

0 WINS

2 LOSSES

1 OT

AT VANCOUVER

Mar. 5, 2013 Canucks 2 Sharks 3 (SO)

AT SAN JOSE

Apr. 1, 2013 Canucks 2 Sharks 3

Jan. 27, 2013 Canucks 1 Sharks 4

GOALS BY PERIOD

	1st	2nd	3rd	OT	TOTAL
CANUCKS	0	4	1	0	5
SHARKS	3	5	1	0	9

CANUCKS

Power Play: 0-12 0.0% Penalty Killing: 11-14 78.6%

CANUCKS

	GP	G	A	P	+/-	PIM	PP	SH
Jannik Hansen	3	1	3	4	4	0	0	0
Alex Burrows	3	2	1	3	3	8	0	0
Chris Higgins	3	1	1	2	4	2	0	0
Henrik Sedin	3	1	0	1	-3	0	0	0
Dan Hamhuis	3	0	1	1	3	0	0	0
Daniel Sedin	3	0	1	1	-2	0	0	0
Kevin Bieksa	2	0	1	1	2	13	0	0
Mason Raymond	2	0	1	1	1	2	0	0
Alex Edler	3	0	0	0	-5	4	0	0
Jason Garrison	3	0	0	0	1	0	0	0
Maxim Lapierre	3	0	0	0	E	2	0	0
Jordan Schroeder	3	0	0	0	-2	0	0	0
Chris Tanev	3	0	0	0	-2	0	0	0
Keith Ballard	2	0	0	0	E	2	0	0
Cam Barker	2	0	0	0	E	0	0	0
Andrew Ebbett	2	0	0	0	-1	0	0	0
Zack Kassian	2	0	0	0	-1	5	0	0
Tom Sestito	2	0	0	0	-2	0	0	0
Dale Weise	2	0	0	0	-1	0	0	0
David Booth	1	0	0	0	E	2	0	0
Nicklas Jensen	1	0	0	0	-1	0	0	0
Steve Pinizzotto	1	0	0	0	-1	5	0	0
Bill Sweatt	1	0	0	0	-1	0	0	0
Aaron Volpatti	1	0	0	0	E	5	0	0

CANUCKS

Cory Schneider 3 184 0-2-1 9 92 83 2.94 .902

LAST

Last Home Win: Jan. 21/12 (4-3)
 Last Road Win: Dec. 28/11 (3-2 OT)
 Last Shutout: Feb. 8/01
 Bob Essensa (0-0)
 Last Tie Game: Feb. 8/01 (0-0 @ VAN)
 Last Shootout: Mar. 5/13 (2-3 L @ VAN)
 Last Hat Trick: Markus Naslund
 Oct. 21/02
 Most Goals: 8 - Twice
 Canucks in OT: 5-2-13
 Canucks in SO: 1-3

VANCOUVER

SAN JOSE

Apr. 1/13 (3-2)
 Mar. 5/13 (3-2 SO)
 Dec. 23/08
 Evgeni Nabokov (5-0)
 Vincent Damphousse
 Apr. 3/99
 7 - Four times

ATTENDANCE

18,910 Schneider/Niemi

GOALTENDER

Schneider/Niemi

W GOAL

Joe Pavelski

ATTENDANCE

17,562 Schneider/Niemi

GOALTENDER

Schneider/Niemi

W GOAL

Logan Couture

Joe Pavelski

SHOTS BY PERIOD

	1st	2nd	3rd	OT	TOTAL
CANUCKS	29	31	22	5	87
SHARKS	30	28	26	8	92

SHARKS

Power Play: 3-14 21.4% Penalty Killing: 12-12 100.0%

SHARKS

	GP	G	A	P	+/-	PIM	PP	SH
Joe Thornton	3	2	2	4	E	0	0	0
Patrick Marleau	3	1	2	3	1	0	1	0
Brad Stuart	3	0	3	3	3	6	0	0
Joe Pavelski	3	2	0	2	1	0	1	0
Adam Burish	3	1	1	2	2	0	0	1
Logan Couture	3	1	1	2	-2	0	1	0
Scott Gomez	3	1	1	2	2	2	0	0
Mar-Edouard Vlasic	3	0	2	2	3	0	0	0
Andrew Desjardins	3	1	0	1	1	10	0	0
Dan Boyle	3	0	1	1	-1	0	0	0
Matt Tennyson	1	0	1	1	-1	0	0	0
Matt Irwin	3	0	0	0	-1	0	0	0
Justin Braun	2	0	0	0	E	0	0	0
Ryan Clowe	2	0	0	0	-1	37	0	0
TJ Galiardi	2	0	0	0	E	0	0	0
Michael Handzus	2	0	0	0	E	2	0	0
Martin Havlat	2	0	0	0	-2	0	0	0
Douglas Murray	2	0	0	0	E	7	0	0
James Sheppard	2	0	0	0	1	2	0	0
Tommy Wingels	2	0	0	0	E	0	0	0
Brent Burns	1	0	0	0	-1	0	0	0
Jason Demers	1	0	0	0	-1	0	0	0
Bracken Kearns	1	0	0	0	E	0	0	0
Tim Kennedy	1	0	0	0	-1	0	0	0

SHARKS

Antti Niemi 3 184 3-0-0 5 87 82 1.63 .943



2012.13 SEASON SUMMARY

NO GAMES PLAYED

LAST	VANCOUVER	tampa bay
Last Home Win:	Feb. 27/09 (2-1)	Feb. 9/10 (3-2)
Last Road Win:	Jan. 10/12 (5-4 SO)	Dec. 11/10 (5-4 OT)
Last Shutout:	Jan. 4/93 Kirk McLean (7-0 @ VAN)	None
Last Tie Game:	Dec. 10/01 (1-1 @ VAN)	
Last Shootout:	Jan. 10/12 (5-4 W @ TBL)	
Last Hat Trick:	Alexander Mogilny Jan. 6/96	None
Most Goals:	9 – Jan. 6/96 VAN 9 vs TB 2	5 – Three Times
Canucks in OT:	2-2-3	
Canucks in SO:	1-0	



2012.13 SEASON SUMMARY

NO GAMES PLAYED

LAST	VANCOUVER	TORONTO
Last Home Win:	Feb. 18/12 (6-2)	Nov. 24/03 (2-1)
Last Road Win:	Dec. 17/11 (5-3)	Nov. 22/03 (5-3)
Last Shutout:	Oct. 27/71	Mar. 15/03
	Dunc Wilson (0-0)	Ed Belfour (1-0)
Last Tie Game:	Mar. 8/03 (3-3 @ TOR)	
Last Shootout:	Feb. 21/09 (3-2 W @ TOR)	
Last Hat Trick:	Markus Naslund	Rick Vaive
	Oct. 18/01	Feb. 18/87
Most Goals:	8 – Twice	8 – Twice
Canucks in OT:	2-3-13	
Canucks in SO:	1-0	



2012.13 SEASON SUMMARY

NO GAMES PLAYED

LAST	VANCOUVER	WASHINGTON
Last Home Win:	Oct. 29/11 (7-4)	Oct. 13/08 (5-1)
Last Road Win:	Jan. 14/11 (4-2)	Feb. 14/01 (4-3 OT)
Last Shutout:	Mar. 23/03 Alex Auld (6-0)	Mar. 12/96 Jim Carey (9-0)
Last Tie Game:	Feb. 10/96 (4-4 @ Van)	
Last Shootout:	Oct. 27/06 (3-2 W @ VAN)	
Last Hat Trick:	Don Lever Feb. 1/75	Mike Gartner Feb. 20/87
Most Goals:	7- Three times	9 - Mar. 12/96 VAN 0 vs WSH 9
Canucks in OT:	0-4-6	
Canucks in SO:	1-0	



2012.13 SEASON SUMMARY

NO GAMES PLAYED

LAST	VANCOUVER	WINNIPEG
Last Home Win:	Mar. 8/12 (3-2)	Jan. 2/09 (4-3 SO)
Last Road Win:	Mar. 25/11 (3-1)	Feb. 13/04 (4-1)
Last Shutout:	Feb. 25/03 Dan Cloutier (8-0)	None
Last Tie Game:	Oct. 27/00 (1-1 @ VAN)	
Last Shootout:	Jan. 2/09 (3-4 L @ ATL)	
Last Hat Trick:	Daniel Sedin Dec. 10/09	Dean Sylvester Nov. 22/99
Most Goals:	10 – Mar. 27/81	6 – Nov. 22/99 VAN 3 @ ATL 6
Canucks in OT:	0-0-2	
Canucks in SO:	0-1	





HISTORY

1970.71 SEASON RECORD

EAST DIVISION FINISH

6th (56 Points)

COACH

Hal Laycoe

GM

Norman Robert Poile

CAPTAIN

Orland Kurtenbach

SCORING

Player	GP	G	A	PTS	PIM
Boudrias	77	25	41	66	16
Maki	78	25	38	63	99
Paement	78	34	28	62	152
M. Hall	77	21	38	59	22
Tallon	78	14	42	56	58
Kurtenbach	52	21	32	53	84
Corrigan	76	21	28	49	103
Cullen	70	12	21	33	42
Popiel	78	10	22	32	61
Taylor	56	11	16	27	53
Johnson	66	15	11	26	16
Wilkins	70	5	18	23	131
Quinn	76	2	11	13	149
Doak	77	2	10	12	112
Schmautz	26	5	5	10	14
Rizzuto	37	3	4	7	16
Seguin	25	0	5	5	46

Player	GP	G	A	PTS	PIM
Schella	38	0	5	5	58
Lunde	20	1	3	4	2
Hatoum	26	1	3	4	21
Wiste	23	1	2	3	0
Young	11	0	2	2	25
Reaume	27	0	2	2	4
Sly	31	0	2	2	10
Stewart	3	0	1	1	0
Hargreaves	7	0	1	1	33
Block	1	0	0	0	0
Cook	2	0	0	0	0
Arbour	13	0	0	0	12
Wilson	35	0	0	0	18

Goaltender	GPI	MIN	GA	SO	AVG	W-L-T
Gardner	18	922	52	0	3.38	6-8-1
Hodge	35	1,967	112	0	3.41	15-13-5
Wilson	35	1,791	128	0	4.28	3-25-2

RESULTS

No	Date	Opponent	Score	Record
1	Oct. 9	Los Angeles	1-3 L	0-1-0
2	Oct. 11	Toronto	5-3 W	1-1-0
3	Oct. 12	@ St. Louis	1-4 L	1-2-0
4	Oct. 14	@ Chicago	2-8 L	1-3-0
5	Oct. 15	@ Philadelphia	4-5 L	1-4-0
6	Oct. 18	Boston	3-5 L	1-5-0
7	Oct. 20	California	2-1 W	2-5-0
8	Oct. 23	St. Louis	1-1 T	2-5-1
9	Oct. 25	Pittsburgh	1-1 T	2-5-2
10	Oct. 27	Buffalo	7-2 W	3-5-2
11	Oct. 31	@ Montreal	3-6 L	3-6-2
12	Nov. 4	@ Pittsburgh	3-8 L	3-7-2
13	Nov. 5	@ Buffalo	4-1 W	4-7-2
14	Nov. 7	Toronto	3-2 W	5-7-2
15	Nov. 10	@ Boston	3-6 L	5-8-2
16	Nov. 11	@ Toronto	4-2 W	6-8-2
17	Nov. 14	@ Minnesota	3-3 T	6-8-3
18	Nov. 15	@ Chicago	2-4 L	6-9-3
19	Nov. 17	Detroit	2-5 L	6-10-3
20	Nov. 20	Los Angeles	7-1 W	7-10-3
21	Nov. 21	@ Los Angeles	3-1 W	8-10-3
22	Nov. 24	Minnesota	3-2 W	9-10-3
23	Nov. 26	@ Detroit	2-4 L	9-11-3
24	Nov. 28	@ St. Louis	1-5 L	9-12-3
25	Nov. 29	@ Philadelphia	2-4 L	9-13-3
26	Dec. 1	Philadelphia	5-4 W	10-13-3
27	Dec. 5	@ Pittsburgh	1-3 L	10-14-3
28	Dec. 6	@ New York	1-4 L	10-15-3
29	Dec. 8	New York	4-1 W	11-15-3
30	Dec. 9	@ California	1-6 L	11-16-3
31	Dec. 12	California	5-2 W	12-16-3
32	Dec. 15	Philadelphia	3-2 W	13-16-3
33	Dec. 18	Montreal	3-4 L	13-17-3
34	Dec. 20	@ New York	1-5 L	13-18-3
35	Dec. 23	@ Toronto	2-7 L	13-19-3
36	Dec. 26	Chicago	2-4 L	13-20-3
37	Dec. 30	@ Los Angeles	4-1 W	14-20-3
38	Jan. 2	St. Louis	1-3 L	14-21-3
39	Jan. 6	@ Montreal	3-7 L	14-22-3

No	Date	Opponent	Score	Record
40	Jan. 7	@ Boston	4-6 L	14-23-3
41	Jan. 9	@ St. Louis	2-2 T	14-23-4
42	Jan. 12	New York	2-4 L	14-24-4
43	Jan. 16	Pittsburgh	3-4 L	14-25-4
44	Jan. 17	@ California	3-1 W	15-25-4
45	Jan. 20	Toronto	1-5 L	15-26-4
46	Jan. 23	@ Pittsburgh	1-4 L	15-27-4
47	Jan. 24	@ Detroit	3-7 L	15-28-4
48	Jan. 26	Chicago	3-3 T	15-28-5
49	Jan. 29	Minnesota	1-2 L	15-29-5
50	Jan. 31	Buffalo	1-6 L	15-30-5
51	Feb. 2	Montreal	2-5 L	15-31-5
52	Feb. 6	New York	4-5 L	15-32-5
53	Feb. 9	Buffalo	6-3 W	16-32-5
54	Feb. 12	Detroit	5-3 W	17-32-5
55	Feb. 14	@ Chicago	1-3 L	17-33-5
56	Feb. 16	Boston	5-4 W	18-33-5
57	Feb. 19	Philadelphia	2-3 L	18-34-5
58	Feb. 22	Montreal	3-3 T	18-34-6
59	Feb. 25	@ Boston	3-8 L	18-35-6
60	Feb. 27	@ Philadelphia	1-8 L	18-36-6
61	Feb. 28	@ New York	2-4 L	18-37-6
62	Mar. 3	@ Toronto	1-3 L	18-38-6
63	Mar. 6	@ Minnesota	1-3 L	18-39-6
64	Mar. 7	@ Buffalo	3-6 L	18-40-6
65	Mar. 9	@ Montreal	3-3 T	18-40-7
66	Mar. 11	Detroit	7-3 W	19-40-7
67	Mar. 13	Boston	3-6 L	19-41-7
68	Mar. 16	Chicago	4-7 L	19-42-7
69	Mar. 19	Pittsburgh	6-4 W	20-42-7
70	Mar. 21	Minnesota	3-6 L	20-43-7
71	Mar. 23	St. Louis	4-1 W	21-43-7
72	Mar. 25	@ Detroit	3-4 L	21-44-7
73	Mar. 26	@ Buffalo	1-3 L	21-45-7
74	Mar. 28	California	11-5 W	22-45-7
75	Mar. 30	@ Minnesota	2-1 W	23-45-7
76	Mar. 31	@ Los Angeles	2-2 T	23-45-8
77	Apr. 2	@ California	7-2 W	24-45-8
78	Apr. 4	Los Angeles	2-4 L	24-46-8

1971.72 SEASON RECORD

EAST DIVISION FINISH

7th (48 Points)

COACH

Hal Laycoe

GM

Norman Robert Poile

CAPTAIN

Orland Kurtenbach

SCORING

Player	GP	G	A	PTS	PIM	Player	GP	G	A	PTS	PIM
Boudrias	78	27	34	61	26	Boddy	40	2	5	7	45
Kurtenbach	78	24	37	61	48	Wilkins	45	2	5	7	65
Guevremont	75	13	38	51	44	Corrigan	19	3	4	7	25
Balon VAN	56	19	19	38	21	Ward	71	2	4	6	4
	NYR	4	5	9	2	Lalonde	27	1	5	6	2
Maki	76	22	25	47	43	Quinn	57	2	3	5	63
Connelly VAN	53	14	20	34	12	Stewart	42	3	1	4	10
	STL	5	5	10	2	Johnson	11	1	3	4	0
Tallon	69	17	27	44	78	Speck	18	1	2	3	0
Paientment	69	10	19	29	117	Popiel	38	1	1	2	36
Kearns	73	3	26	29	59	Doak	5	0	1	1	23
Schmautz	60	12	13	25	82	Wilson	53	0	0	0	15
Taylor	69	9	13	22	88						
Lemieux	42	7	9	16	4						
Schella	77	2	13	15	166						
Hall	32	6	6	12	6						

Goaltender	GPI	MIN	GA	SO	AVG	W-L-T
Wilson	53	2,870	173	1	3.61	16-30-3
Dyck	12	573	35	0	3.66	1-6-2
Gardner	24	1,237	86	0	4.17	3-14-3

RESULTS

No	Date	Opponent	Score	Record	No	Date	Opponent	Score	Record
1	Oct. 8	Toronto	2-3 L	0-1-0	40	Jan. 14	@ California	3-5 L	10-25-5
2	Oct. 10	Los Angeles	3-4 L	0-2-0	41	Jan. 15	California	4-3 W	11-25-5
3	Oct. 12	Philadelphia	3-2 W	1-2-0	42	Jan. 19	@ Pittsburgh	6-1 W	12-25-5
4	Oct. 15	@ California	9-6 W	2-2-0	43	Jan. 20	@ Buffalo	0-1 L	12-26-5
5	Oct. 16	Pittsburgh	1-2 L	2-3-0	44	Jan. 22	New York	5-2 W	13-26-5
6	Oct. 19	@ St. Louis	3-1 W	3-3-0	45	Jan. 27	@ Chicago	0-4 L	13-27-5
7	Oct. 20	@ Minnesota	0-7 L	3-4-0	46	Jan. 29	Toronto	5-2 W	14-27-5
8	Oct. 22	Montreal	0-6 L	3-5-0	47	Jan. 30	California	0-2 L	14-28-5
9	Oct. 24	Boston	3-4 L	3-6-0	48	Feb. 2	@ California	5-1 W	15-28-5
10	Oct. 27	@ Toronto	0-0 T	3-6-1	49	Feb. 4	Chicago	2-6 L	15-29-5
11	Oct. 28	@ Philadelphia	2-3 L	3-7-1	50	Feb. 6	Montreal	2-4 L	15-30-5
12	Oct. 30	Buffalo	4-4 T	3-7-2	51	Feb. 8	Philadelphia	1-3 L	15-31-5
13	Oct. 31	Chicago	6-2 W	4-7-2	52	Feb. 10	@ Boston	1-9 L	15-32-5
14	Nov. 5	Pittsburgh	4-2 W	5-7-2	53	Feb. 12	@ St. Louis	4-5 L	15-33-5
15	Nov. 6	New York	1-3 L	5-8-2	54	Feb. 13	@ Pittsburgh	4-6 L	15-34-5
16	Nov. 10	@ Pittsburgh	1-3 L	5-9-2	55	Feb. 15	New York	1-5 L	15-35-5
17	Nov. 11	@ Philadelphia	3-4 L	5-10-2	56	Feb. 18	St. Louis	5-2 W	16-35-5
18	Nov. 13	@ Toronto	2-2 T	5-10-3	57	Feb. 19	@ Los Angeles	3-5 L	16-36-5
19	Nov. 14	@ New York	1-6 L	5-11-3	58	Feb. 22	Boston	3-4 L	16-37-5
20	Nov. 17	@ Chicago	0-3 L	5-12-3	59	Feb. 24	@ Detroit	0-2 L	16-38-5
21	Nov. 18	@ Boston	0-5 L	5-13-3	60	Feb. 26	@ Toronto	1-7 L	16-39-5
22	Nov. 21	Detroit	2-2 T	5-13-4	61	Feb. 27	@ Chicago	3-3 T	16-39-6
23	Nov. 23	Minnesota	1-2 L	5-14-4	62	Feb. 29	@ Detroit	2-8 L	16-40-6
24	Nov. 27	Buffalo	5-2 W	6-14-4	63	Mar. 2	@ Boston	3-7 L	16-41-6
25	Nov. 30	Chicago	4-2 W	7-14-4	64	Mar. 4	@ Montreal	0-5 L	16-42-6
26	Dec. 4	@ Montreal	0-7 L	7-15-4	65	Mar. 5	@ New York	1-6 L	16-43-6
27	Dec. 5	@ New York	3-6 L	7-16-4	66	Mar. 8	Philadelphia	5-6 L	16-44-6
28	Dec. 7	St. Louis	2-1 W	8-16-4	67	Mar. 10	Buffalo	3-2 W	17-44-6
29	Dec. 11	Boston	2-6 L	8-17-4	68	Mar. 14	Pittsburgh	4-7 L	17-45-6
30	Dec. 14	Detroit	3-4 L	8-18-4	69	Mar. 16	@ Minnesota	2-6 L	17-46-6
31	Dec. 17	Montreal	2-6 L	8-19-4	70	Mar. 17	@ Buffalo	6-2 W	18-46-6
32	Dec. 19	@ Buffalo	1-5 L	8-20-4	71	Mar. 19	St. Louis	3-3 T	18-46-7
33	Dec. 22	@ Detroit	0-3 L	8-21-4	72	Mar. 21	Detroit	5-7 L	18-47-7
34	Dec. 26	California	6-2 W	9-21-4	73	Mar. 24	Toronto	5-3 W	19-47-7
35	Dec. 29	@ Los Angeles	1-3 L	9-22-4	74	Mar. 26	@ Philadelphia	1-4 L	19-48-7
36	Jan. 2	Los Angeles	3-6 L	9-23-4	75	Mar. 28	@ St. Louis	1-2 L	19-49-7
37	Jan. 5	@ Montreal	4-6 L	9-24-4	76	Mar. 29	@ Los Angeles	2-4 L	19-50-7
38	Jan. 8	@ Minnesota	5-1 W	10-24-4	77	Mar. 31	Los Angeles	4-4 T	19-50-8
39	Jan. 11	Minnesota	2-2 T	10-24-5	78	Apr. 2	Minnesota	4-1 W	20-50-8

1972-73 SEASON RECORD

EAST DIVISION FINISH

7th (53 Points)

COACH

Vic Stasiuk

GM

Norman Robert Poile

CAPTAIN

Orland Kurtenbach

SCORING

Player	GP	G	A	PTS	PIM
Schmautz	77	38	33	71	137
Boudrias	77	30	40	70	24
Lemieux	78	17	35	52	41
Lalonde	77	20	27	47	32
Tannahill	78	22	21	43	21
Guevremont	78	16	26	42	46
Lever	78	12	26	38	49
Tallon	75	13	24	37	83
Wright	71	10	27	37	32
Kearns	72	4	33	37	51
O'Flaherty	78	13	17	30	29
Wilkins	76	11	17	28	133
Kurtenbach	47	9	19	28	38
Mair	NYI	49	2	11	13
	VAN	15	1	0	1

Player	GP	G	A	PTS	PIM	
Boddy	74	3	11	14	70	
Maki	26	3	10	13	6	
McSheffrey	33	4	4	8	10	
Hargreaves	59	1	6	7	72	
Wilcox	31	3	2	5	15	
Balon	57	3	2	5	22	
Wilson	43	0	1	1	6	
Homenuke	1	0	0	0	0	
Bullock	4	0	0	0	2	
Bolonchuk	15	0	0	0	6	
Goaltender	GPI	MIN	GA	SO	AVG	W-L-T
Wilson	43	2,432	159	1	3.94	13-21-5
Dyck	25	1,297	98	1	4.53	5-17-1
Bullock	14	840	67	0	4.79	3-8-3
McLelland	2	120	10	0	5.00	1-1-0

RESULTS

No	Date	Opponent	Score	Record
1	Oct. 7	California	3-2 W	1-0-0
2	Oct. 11	@ NY Rangers	3-5 L	1-1-0
3	Oct. 12	@ Philadelphia	3-7 L	1-2-0
4	Oct. 14	@ Minnesota	3-3 T	1-2-1
5	Oct. 17	Chicago	6-3 W	2-2-1
6	Oct. 19	@ Buffalo	0-6 L	2-3-1
7	Oct. 21	@ Montreal	3-5 L	2-4-1
8	Oct. 22	@ Boston	5-4 W	3-4-1
9	Oct. 24	Pittsburgh	0-4 L	3-5-1
10	Oct. 28	Atlanta	1-2 L	3-6-1
11	Oct. 31	@ Los Angeles	1-4 L	3-7-1
12	Nov. 3	NY Islanders	7-2 W	4-7-1
13	Nov. 5	Boston	2-4 L	4-8-1
14	Nov. 8	@ NY Rangers	2-5 L	4-9-1
15	Nov. 11	@ Pittsburgh	4-3 W	5-9-1
16	Nov. 12	@ Atlanta	1-3 L	5-10-1
17	Nov. 14	Detroit	3-3 T	5-10-2
18	Nov. 17	Los Angeles	8-4 W	6-10-2
19	Nov. 19	Buffalo	9-5 W	7-10-2
20	Nov. 21	@ St. Louis	2-4 L	7-11-2
21	Nov. 22	@ Chicago	2-5 L	7-12-2
22	Nov. 24	Montreal	1-9 L	7-13-2
23	Nov. 26	Minnesota	1-3 L	7-14-2
24	Nov. 28	NY Rangers	2-1 W	8-14-2
25	Dec. 1	St. Louis	2-6 L	8-15-2
26	Dec. 5	Toronto	2-5 L	8-16-2
27	Dec. 7	@ Atlanta	2-5 L	8-17-2
28	Dec. 9	@ Toronto	5-5 T	8-17-3
29	Dec. 10	@ Detroit	3-3 T	8-17-4
30	Dec. 12	Chicago	1-5 L	8-18-4
31	Dec. 15	Montreal	2-4 L	8-19-4
32	Dec. 16	California	4-3 W	9-19-4
33	Dec. 20	@ Buffalo	3-6 L	9-20-4
34	Dec. 21	@ NY Islanders	4-4 T	9-20-5
35	Dec. 23	@ Detroit	1-5 L	9-21-5
36	Dec. 26	California	4-3 W	10-21-5
37	Dec. 29	Philadelphia	4-4 T	10-21-6
38	Dec. 30	NY Islanders	5-2 W	11-21-6
39	Jan. 1	Boston	2-8 L	11-22-6

No	Date	Opponent	Score	Record
40	Jan. 3	@ California	3-11 L	11-23-6
41	Jan. 6	@ Pittsburgh	2-4 L	11-24-6
42	Jan. 7	@ Atlanta	2-5 L	11-25-6
43	Jan. 9	St. Louis	3-0 W	12-25-6
44	Jan. 12	Detroit	1-7 L	12-26-6
45	Jan. 14	Montreal	0-3 L	12-27-6
46	Jan. 16	Toronto	6-4 W	13-27-6
47	Jan. 19	Los Angeles	0-4 L	13-28-6
48	Jan. 20	NY Rangers	3-4 L	13-29-6
49	Jan. 24	@ Chicago	3-3 T	13-29-7
50	Jan. 26	NY Islanders	5-1 W	14-29-7
51	Jan. 27	St. Louis	1-3 L	14-30-7
52	Feb. 1	@ Philadelphia	4-5 L	14-31-7
53	Feb. 3	@ Toronto	2-1 W	15-31-7
54	Feb. 4	@ Detroit	2-8 L	15-32-7
55	Feb. 6	@ St. Louis	1-5 L	15-33-7
56	Feb. 9	Philadelphia	5-10 L	15-34-7
57	Feb. 11	@ Minnesota	3-6 L	15-35-7
58	Feb. 13	@ Boston	3-7 L	15-36-7
59	Feb. 14	@ Pittsburgh	2-6 L	15-37-7
60	Feb. 16	Atlanta	5-0 W	16-37-7
61	Feb. 17	Detroit	2-2 T	16-37-8
62	Feb. 20	Boston	6-7 L	16-38-8
63	Feb. 22	@ Buffalo	1-3 L	16-39-8
64	Feb. 24	@ Montreal	3-7 L	16-40-8
65	Feb. 28	@ Toronto	2-7 L	16-41-8
66	Mar. 3	@ NY Islanders	3-9 L	16-42-8
67	Mar. 4	@ NY Rangers	4-3 W	17-42-8
68	Mar. 9	Buffalo	5-2 W	18-42-8
69	Mar. 10	Chicago	2-4 L	18-43-8
70	Mar. 14	@ California	5-2 W	19-43-8
71	Mar. 16	Los Angeles	4-2 W	20-43-8
72	Mar. 17	Pittsburgh	6-1 W	21-43-8
73	Mar. 21	@ Montreal	2-3 L	21-44-8
74	Mar. 22	@ Philadelphia	0-9 L	21-45-8
75	Mar. 25	Toronto	7-4 W	22-45-8
76	Mar. 27	@ Minnesota	3-4 L	22-46-8
77	Mar. 30	Minnesota	3-3 T	22-46-9
78	Mar. 31	@ Los Angeles	3-6 L	22-47-9

1973.74 SEASON RECORD

EAST DIVISION FINISH

7th (59 Points)

COACH

Bill McCreary

GM

Hal Laycoe,
Phil Maloney

CAPTAIN

Orland Kurtenbach

SCORING

Player	GP	G	A	PTS	PIM
Boudrias	78	16	59	75	18
Ververgaert	78	26	31	57	25
Lever	78	23	25	48	28
Schmautz	49	26	19	45	58
O'Flaherty	78	22	20	42	18
Guevremont	72	15	24	39	34
Dunn	68	11	22	33	76
Wilkins	78	3	28	31	123
Oddleifson	BOS 49	10	11	21	25
	VAN 21	3	5	8	19
Bordeleau	68	11	13	24	20
Dailey	76	7	17	24	143
Lemieux	72	5	17	22	23
Kurtenbach	52	8	13	21	30
Tannahill	33	8	12	20	4
Gould	BUF 30	4	2	6	2
	VAN 45	9	10	19	8
Kearns	52	4	13	17	30
McSheffrey	54	9	3	12	34
Boddy	53	2	10	12	59
Korab	31	4	7	11	64

Player		GP	G	A	PTS	PIM
Pratt	BUF	33	0	7	7	52
	VAN	45	3	8	11	44
Lalonde		36	3	4	7	18
Wright		20	3	3	6	11
Mair		6	1	3	4	0
Lampman	STL	15	1	0	1	0
	VAN	14	1	0	1	0
Seguin		1	1	0	1	0
McCord		3	0	0	0	6
Sobchuk		1	0	0	0	0
Folco		2	0	0	0	0
Gloor		2	0	0	0	0
L. Gould		2	0	0	0	0
Stone		2	0	0	0	0
O'Neil		5	0	0	0	0
Caron		10	0	0	0	2
Smith		65	0	0	0	47
Goaltender	GPI	MIN	GA	SO	AVG	W-L-T
Smith	65	3,632	208	3	3.44	20-33-8
Dyck	12	583	45	0	4.63	2-5-2
Caron	10	465	38	0	4.90	2-5-1

RESULTS

No	Date	Opponent	Score	Record
1	Oct. 10	@ Boston	4-6 L	0-0-0
2	Oct. 13	@ Montreal	4-3 L	0-0-0
3	Oct. 14	@ Buffalo	3-1 W	1-0-0
4	Oct. 17	@ Chicago	0-5 L	1-3-0
5	Oct. 19	Philadelphia	2-1 W	2-3-0
6	Oct. 23	Atlanta	3-0 W	3-3-0
7	Oct. 26	Detroit	8-3 W	4-3-0
8	Oct. 30	NY Rangers	3-3 T	4-3-1
9	Nov. 2	St. Louis	1-3 L	4-4-1
10	Nov. 6	Buffalo	3-2 W	5-4-1
11	Nov. 9	Chicago	0-4 L	5-5-1
12	Nov. 11	@ Boston	2-4 L	5-6-1
13	Nov. 13	@ St. Louis	1-6 L	5-7-1
14	Nov. 14	@ Minnesota	3-6 L	5-8-1
15	Nov. 16	Toronto	3-3 T	5-8-2
16	Nov. 17	Philadelphia	2-2 T	5-8-3
17	Nov. 21	@ Pittsburgh	4-5 L	5-9-3
18	Nov. 23	@ Atlanta	1-4 L	5-10-3
19	Nov. 25	@ NY Rangers	0-5 L	5-11-3
20	Nov. 27	@ St. Louis	2-2 T	5-11-4
21	Nov. 30	Minnesota	4-5 L	5-12-4
22	Dec. 4	Los Angeles	2-3 L	5-13-4
23	Dec. 7	Atlanta	0-2 L	5-14-4
24	Dec. 8	Pittsburgh	3-2 W	6-14-4
25	Dec. 11	Montreal	2-2 T	6-14-5
26	Dec. 15	@ Boston	2-7 L	6-15-5
27	Dec. 16	@ Detroit	5-7 L	6-16-5
28	Dec. 18	@ NY Islanders	2-2 T	6-16-6
29	Dec. 20	@ Philadelphia	3-9 L	6-17-6
30	Dec. 22	@ Toronto	6-4 W	7-17-6
31	Dec. 23	@ Chicago	2-6 L	7-18-6
32	Dec. 26	California	6-4 W	8-18-6
33	Dec. 28	Minnesota	3-5 L	8-19-6
34	Dec. 29	NY Islanders	3-4 L	8-20-6
35	Jan. 1	Boston	2-2 T	8-20-7
36	Jan. 3	@ NY Islanders	2-3 L	8-21-7
37	Jan. 5	@ Montreal	3-5 L	8-22-7
38	Jan. 6	@ Buffalo	3-6 L	8-23-7
39	Jan. 8	St. Louis	1-3 L	8-24-7

No	Date	Opponent	Score	Record
40	Jan. 11	@ California	3-2 W	9-24-7
41	Jan. 12	NY Rangers	1-6 L	9-25-7
42	Jan. 15	Toronto	4-2 W	10-25-7
43	Jan. 18	Pittsburgh	2-6 L	10-26-7
44	Jan. 20	@ Chicago	2-7 L	10-27-7
45	Jan. 22	Philadelphia	2-3 L	10-28-7
46	Jan. 25	Minnesota	4-5 L	10-29-7
47	Jan. 27	@ Buffalo	3-2 W	11-29-7
48	Jan. 30	@ Detroit	7-3 W	12-29-7
49	Feb. 2	NY Islanders	2-2 T	12-29-8
50	Feb. 6	@ California	2-4 L	12-30-8
51	Feb. 9	Detroit	5-4 W	13-30-8
52	Feb. 10	Buffalo	5-2 W	14-30-8
53	Feb. 12	@ St. Louis	3-2 W	15-30-8
54	Feb. 13	@ Minnesota	3-3 T	15-30-9
55	Feb. 15	Boston	2-4 L	15-31-9
56	Feb. 16	NY Rangers	4-9 L	15-32-9
57	Feb. 19	@ Los Angeles	4-3 W	16-32-9
58	Feb. 21	@ Montreal	2-5 L	16-33-9
59	Feb. 23	@ Toronto	4-3 W	17-33-9
60	Feb. 26	@ NY Islanders	1-1 T	17-33-10
61	Feb. 27	@ NY Rangers	2-4 L	17-34-10
62	Mar. 2	@ Pittsburgh	1-6 L	17-35-10
63	Mar. 3	@ Atlanta	3-5 L	17-36-10
64	Mar. 8	Buffalo	2-4 L	17-37-10
65	Mar. 9	Chicago	4-4 T	17-37-11
66	Mar. 12	Detroit	1-2 L	17-38-11
67	Mar. 15	Atlanta	3-0 W	18-38-11
68	Mar. 16	Pittsburgh	6-8 L	18-39-11
69	Mar. 20	@ NY Rangers	7-5 W	19-39-11
70	Mar. 21	@ Philadelphia	1-3 L	19-40-11
71	Mar. 23	@ Los Angeles	0-5 L	19-41-11
72	Mar. 24	Toronto	3-2 W	20-41-11
73	Mar. 26	Montreal	3-4 L	20-42-11
74	Mar. 30	NY Islanders	4-2 W	21-42-11
75	Mar. 31	California	7-0 W	22-42-11
76	Apr. 3	@ California	4-1 W	23-42-11
77	Apr. 5	Los Angeles	5-2 W	24-42-11
78	Apr. 6	@ Los Angeles	1-1 L	24-43-11

1974.75 SEASON RECORD

SMYTHE DIVISION FINISH

1st (86 Points)

COACH

Phil Maloney

GM

Phil Maloney

CAPTAIN

Alternates Only

SCORING

Player	GP	G	A	PTS	PIM
Boudrias	77	16	62	78	46
Lever	80	38	30	68	49
Gould	78	34	31	65	27
Ververgaert	57	19	32	51	25
Oddleifson	60	16	35	51	54
Bordeleau	67	17	31	48	21
Dailey	70	12	36	48	103
Lalonde	74	17	30	47	48
O'Flaherty	80	25	17	42	37
Monahan	79	14	20	34	51
Rocheport	76	18	11	29	2
Robitaille	69	12	15	27	20
Boddy	66	2	23	25	31
Meehan	57	10	15	25	4
DeMarco	PIT 8 VAN 61	2	1	3	4
Pratt	79	5	17	22	145
Grisdale	60	1	12	13	95

Player	GP	G	A	PTS	PIM
Kearns	49	1	11	12	31
Sedlbauer	26	3	4	7	17
Murray	ATL 42 VAN 13	3	3	6	22
Snepsts	27	1	2	3	30
Mair	2	0	1	1	0
Smith	72	0	1	1	33
Wilkins	7	0	1	1	6
Guevremont	2	0	0	0	0
Dunn	1	0	0	0	11
Wiley	1	0	0	0	0
Hurlburt	1	0	0	0	2
Wilcox	2	0	0	0	0
Lockett	25	0	0	0	2

Goaltender	GPI	MIN	GA	SO	AVG	W-L-T
Smith	72	3,828	197	6	3.09	32-24-9
Lockett	25	912	48	2	3.16	6-7-1
Bullock	1	60	4	0	4.00	0-1-0

RESULTS

No	Date	Opponent	Score	Record
1	Oct. 9	Atlanta	3-3 T	0-0-1
2	Oct. 12	St. Louis	3-5 L	0-1-1
3	Oct. 15	@ St. Louis	6-4 W	1-1-1
4	Oct. 16	@ Minnesota	1-1 T	1-1-2
5	Oct. 19	@ Toronto	5-4 W	2-1-2
6	Oct. 20	@ NY Rangers	1-0 W	3-1-2
7	Oct. 22	Minnesota	2-3 L	3-2-2
8	Oct. 25	Kansas City	5-3 W	4-2-2
9	Oct. 26	Philadelphia	2-3 L	4-3-2
10	Oct. 29	Detroit	7-0 W	5-3-2
11	Nov. 1	Pittsburgh	4-4 W	6-3-2
12	Nov. 5	NY Rangers	2-1 W	7-3-2
13	Nov. 7	@ Kansas City	6-4 W	8-3-2
14	Nov. 9	@ Montreal	3-4 L	8-4-2
15	Nov. 10	@ Detroit	4-2 W	9-4-2
16	Nov. 12	Chicago	1-0 W	10-4-2
17	Nov. 15	Los Angeles	2-2 T	10-4-3
18	Nov. 16	Toronto	5-2 W	11-4-3
19	Nov. 19	St. Louis	6-3 W	12-4-3
20	Nov. 21	@ Philadelphia	4-3 W	13-4-3
21	Nov. 23	@ NY Islanders	3-3 T	13-4-4
22	Nov. 24	@ Boston	4-7 L	13-5-4
23	Nov. 26	@ Kansas City	3-4 L	13-6-4
24	Nov. 27	@ St. Louis	6-1 W	14-6-4
25	Nov. 30	NY Islanders	3-0 W	15-6-4
26	Dec. 3	Minnesota	6-5 W	16-6-4
27	Dec. 6	Atlanta	7-5 W	17-6-4
28	Dec. 8	@ Detroit	2-4 L	17-7-4
29	Dec. 10	California	3-0 W	18-7-4
30	Dec. 12	@ Buffalo	5-3 W	19-7-4
31	Dec. 14	@ Kansas City	2-2 T	19-7-5
32	Dec. 15	@ Chicago	2-4 L	19-8-5
33	Dec. 17	Washington	4-2 W	20-8-5
34	Dec. 20	Montreal	1-6 L	20-9-5
35	Dec. 22	@ California	6-4 W	21-9-5
36	Dec. 26	@ Los Angeles	1-5 L	21-10-5
37	Dec. 28	Boston	6-4 W	22-10-5
38	Jan. 1	Philadelphia	0-2 L	22-11-5
39	Jan. 4	@ Pittsburgh	3-4 L	22-12-5
40	Jan. 5	@ NY Rangers	2-6 L	22-13-5

No	Date	Opponent	Score	Record
41	Jan. 8	@ Toronto	4-6 L	22-14-5
42	Jan. 9	@ Boston	1-5 L	22-15-5
43	Jan. 12	@ Buffalo	1-5 L	22-16-5
44	Jan. 15	@ Chicago	1-2 L	22-17-5
45	Jan. 17	Buffalo	2-4 L	22-18-5
46	Jan. 18	NY Rangers	2-3 L	22-19-5
47	Jan. 23	@ Washington	3-2 W	23-19-5
48	Jan. 24	@ Atlanta	4-1 W	24-19-5
49	Jan. 26	Toronto	6-4 W	25-19-5
50	Jan. 28	Montreal	1-3 L	25-20-5
51	Feb. 1	Washington	5-2 W	26-20-5
52	Feb. 4	Pittsburgh	2-3 L	26-21-5
53	Feb. 7	Chicago	3-1 W	27-21-5
54	Feb. 11	Kansas City	4-0 W	28-21-5
55	Feb. 14	Detroit	5-4 W	29-21-5
56	Feb. 15	Atlanta	3-3 T	29-21-6
57	Feb. 18	Boston	1-3 L	29-22-6
58	Feb. 21	@ NY Islanders	4-1 W	30-22-6
59	Feb. 22	@ Minnesota	1-4 L	30-23-6
60	Feb. 26	@ Montreal	3-4 L	30-24-6
61	Feb. 27	@ Philadelphia	1-3 L	30-25-6
62	Mar. 1	@ Pittsburgh	3-7 L	30-26-6
63	Mar. 2	@ Washington	7-3 W	31-26-6
64	Mar. 4	@ Minnesota	4-6 L	31-27-6
65	Mar. 5	@ St. Louis	2-5 L	31-28-6
66	Mar. 7	Chicago	2-1 W	32-28-6
67	Mar. 8	NY Islanders	5-7 L	32-29-6
68	Mar. 11	Kansas City	3-3 T	32-29-7
69	Mar. 14	Buffalo	5-1 W	33-29-7
70	Mar. 16	@ Chicago	4-3 W	34-29-7
71	Mar. 18	@ NY Islanders	4-4 T	34-29-8
72	Mar. 19	@ NY Rangers	0-3 L	34-30-8
73	Mar. 21	@ Atlanta	4-12 L	34-31-8
74	Mar. 23	St. Louis	3-3 T	34-31-9
75	Mar. 25	Philadelphia	3-5 L	34-32-9
76	Mar. 28	Los Angeles	4-2 W	35-32-9
77	Mar. 29	@ Los Angeles	3-3 T	35-32-10
78	Apr. 1	California	7-0 W	36-32-10
79	Apr. 2	@ California	3-0 W	37-32-10
80	Apr. 4	Minnesota	4-1 W	38-32-10

1975.76 SEASON RECORD

SMYTHE DIVISION FINISH

2nd (81 Points)

COACH

Phil Maloney

GM

Phil Maloney

CAPTAIN

Andre Boudrias

SCORING

Player	GP	G	A	PTS	PIM	Player	GP	G	A	PTS	PIM
Ververgaert	80	37	34	71	53	Boddy	34	5	6	11	33
Lever	80	25	40	65	93	DeMarco	34	3	8	11	2
Oddleifson	80	16	46	62	88	Richardson	24	3	6	9	19
Gould	70	32	27	59	16	Grisdale	38	2	6	8	54
Blight	74	25	31	56	29	Murray	65	2	5	7	28
Kearns	80	5	46	51	48	Pratt	52	1	5	6	72
Lalonde	71	14	36	50	46	Rocheffort	11	0	3	3	0
Dailey	67	15	24	39	119	Smith	51	0	1	1	24
O'Flaherty	68	20	18	38	47	Gassoff	4	0	0	0	5
Boudrias	71	7	31	38	10	Lockett	30	0	0	0	6
Monahan	66	16	17	33	39	Ridley	9	0	0	0	0
Sedlbauer	56	19	13	32	66	Wiley	2	0	0	0	2
Robitaille	71	8	19	27	69						
Snepsts	78	3	15	18	125						
Bordeleau	48	5	12	17	6						
Walton	10	8	8	16	9						

Goaltender	GPI	MIN	GA	SO	AVG	W-L-T
Ridley	9	500	19	1	2.28	6-0-2
Lockett	30	1,436	83	0	3.47	7-8-7
Smith	51	2,864	167	2	3.50	20-24-6

RESULTS

No	Date	Opponent	Score	Record	No	Date	Opponent	Score	Record
1	Oct. 8	@ Minnesota	3-2 W	1-0-0	41	Jan. 14	NY Rangers	5-1 W	16-17-8
2	Oct. 11	@ Kansas City	2-4 L	1-1-0	42	Jan. 16	Chicago	1-2 L	16-18-8
3	Oct. 12	@ Chicago	0-3 L	1-2-0	43	Jan. 17	California	3-5 L	16-19-8
4	Oct. 14	Washington	7-2 W	2-2-0	44	Jan. 21	@ Minnesota	1-5 L	16-20-8
5	Oct. 17	Los Angeles	3-5 L	2-3-0	45	Jan. 23	Minnesota	8-3 W	17-20-8
6	Oct. 19	@ NY Rangers	1-8 L	2-4-0	46	Jan. 24	Toronto	5-5 T	17-20-9
7	Oct. 21	@ NY Islanders	5-5 T	2-4-1	47	Jan. 27	Montreal	2-2 T	17-20-10
8	Oct. 22	@ Toronto	2-3 L	2-5-1	48	Jan. 30	Washington	4-2 W	18-20-10
9	Oct. 24	Minnesota	4-2 W	3-5-1	49	Feb. 1	@ Chicago	3-2 W	19-20-10
10	Oct. 28	Atlanta	2-3 L	3-6-1	50	Feb. 3	Buffalo	2-1 W	20-20-10
11	Oct. 30	@ Buffalo	4-4 T	3-6-2	51	Feb. 5	@ Philadelphia	1-6 L	20-21-10
12	Nov. 1	@ St. Louis	3-3 T	3-6-3	52	Feb. 6	@ St. Louis	3-5 L	20-22-10
13	Nov. 2	@ Chicago	1-6 L	3-7-3	53	Feb. 8	Pittsburgh	3-7 L	20-23-10
14	Nov. 4	NY Rangers	2-4 L	3-8-3	54	Feb. 10	NY Islanders	3-2 W	21-23-10
15	Nov. 8	Boston	4-2 W	4-8-3	55	Feb. 12	@ Montreal	6-4 W	22-23-10
16	Nov. 11	Toronto	3-2 W	5-8-3	56	Feb. 14	@ Toronto	4-3 W	23-23-10
17	Nov. 15	NY Islanders	4-3 W	6-8-3	57	Feb. 17	Philadelphia	2-2 T	23-23-11
18	Nov. 18	@ Atlanta	2-2 T	6-8-4	58	Feb. 18*	Philadelphia	4-6 L	23-24-11
19	Nov. 19	@ Washington	5-2 W	7-8-4	59	Feb. 20	Minnesota	7-0 W	24-24-11
20	Nov. 22	Chicago	1-1 T	7-8-5	60	Feb. 21	St. Louis	5-4 W	25-24-11
21	Nov. 25	Buffalo	5-0 W	8-8-5	61	Feb. 24	Chicago	1-4 L	25-25-11
22	Nov. 26	@ California	1-2 L	8-9-5	62	Feb. 28	@ Pittsburgh	4-5 L	25-26-11
23	Nov. 29	@ Montreal	4-6 L	8-10-5	63	Feb. 29	@ Boston	3-5 L	25-27-11
24	Nov. 30	@ Philadelphia	3-5 L	8-11-5	64	Mar. 3	@ NY Rangers	3-3 T	25-27-12
25	Dec. 3	Detroit	9-1 W	9-11-5	65	Mar. 4	@ NY Islanders	3-3 T	25-27-13
26	Dec. 5	Atlanta	2-6 L	9-12-5	66	Mar. 6	@ Kansas City	5-3 W	26-27-13
27	Dec. 9	St. Louis	5-3 W	10-12-5	67	Mar. 7	@ Minnesota	4-3 W	27-27-13
28	Dec. 14	@ Boston	2-3 L	10-13-5	68	Mar. 9	@ Los Angeles	1-6 L	27-28-13
29	Dec. 17	@ Kansas City	5-6 L	10-14-5	69	Mar. 10	Kansas City	3-1 W	28-28-13
30	Dec. 19	Pittsburgh	5-1 W	11-14-5	70	Mar. 13	NY Rangers	3-7 L	28-29-13
31	Dec. 20	Montreal	2-2 T	11-14-6	71	Mar. 16	Detroit	4-2 W	29-29-13
32	Dec. 27	@ St. Louis	2-4 L	11-15-6	72	Mar. 18	@ Philadelphia	2-3 L	29-30-13
33	Dec. 28	@ Detroit	3-2 W	12-15-6	73	Mar. 19	@ Atlanta	2-2 T	29-30-14
34	Dec. 30	Kansas City	5-2 W	13-15-6	74	Mar. 21	St. Louis	2-5 L	29-31-14
35	Jan. 2	Boston	4-4 T	13-15-7	75	Mar. 23	NY Islanders	5-2 W	30-31-14
36	Jan. 4	@ Detroit	4-3 W	14-15-7	76	Mar. 26	Los Angeles	4-3 W	31-31-14
37	Jan. 6	@ Washington	5-3 W	15-15-7	77	Mar. 27	@ Los Angeles	3-7 L	31-32-14
38	Jan. 8	@ Buffalo	5-8 L	15-16-7	78	Mar. 30	California	4-4 T	31-32-15
39	Jan. 10	@ Pittsburgh	3-3 T	15-16-8	79	Apr. 2	@ California	5-0 W	32-32-15
40	Jan. 11	@ Atlanta	2-5 L	15-17-8	80	Apr. 4	Kansas City	5-2 W	33-32-15

*Ppd. from Dec. 12

1976.77 SEASON RECORD

SMYTHE DIVISION FINISH

4th (63 Points)

COACH

Phil Maloney
Orland Kurtenbach

GM

Phil Maloney

CAPTAIN

Chris Oddleifson

SCORING

Player	GP	G	A	PTS	PIM
Blight	78	28	40	68	32
Kearns	80	5	55	60	60
Lever	80	27	30	57	28
Ververgaert	79	27	18	45	38
Monahan	VAN 76	18	26	44	48
	TOR 1	0	0	0	0
Graves	ATL 25	8	5	13	17
	VAN 54	10	20	30	17
Oddleifson	80	14	26	40	81
Sedlbauer	70	18	20	38	29
Sanderson	STL 32	8	13	21	26
	VAN 16	7	9	16	30
Lalonde	68	17	15	32	39
Walton	40	7	24	31	32
O'Flaherty	72	12	12	24	20
Goodenough	PHI 32	4	13	17	21
	VAN 30	2	4	6	27
Snepts	79	4	18	22	149
Dailey	44	4	16	20	52
Spruce	51	9	6	15	37
Carriere	ATL 25	2	3	5	16
	VAN 49	1	9	10	55

Player	GP	G	A	PTS	PIM	
J. Gould	25	7	8	15	2	
Ralph Stewart	34	6	8	14	4	
McIlhargey	PHI 40	2	1	3	164	
	VAN 21	1	7	8	61	
Gasoff	37	6	4	10	35	
Wiley	34	4	6	10	4	
Robitaille	40	0	9	9	21	
Fortier	58	1	3	4	125	
Grisdale	20	0	2	2	20	
Maniago	47	0	1	1	0	
Bullock	1	0	0	0	0	
Manno	2	0	0	0	0	
Flockhart	5	0	0	0	0	
Murray	12	0	0	0	6	
Ridley	37	0	0	0	4	
Goaltender	GPI	MIN	GA	SO	AVG	W-L-T
Maniago	47	2,699	151	1	3.36	17-21-9
Ridley	37	2,074	134	0	3.88	8-21-4
Bullock	1	27	3	0	6.67	0-0-0

RESULTS

No	Date	Opponent	Score	Record	No	Date	Opponent	Score	Record
1	Oct. 6	@ Pittsburgh	5-9 L	0-1-0	41	Jan. 2	@ NY Rangers	3-5 L	11-27-3
2	Oct. 9	@ Montreal	0-3 L	0-2-0	42	Jan. 4	@ Pittsburgh	2-2 T	11-27-4
3	Oct. 10	@ Chicago	1-5 L	0-3-0	43	Jan. 5	@ Atlanta	1-4 L	11-28-4
4	Oct. 13	Washington	4-1 W	1-3-0	44	Jan. 7	@ Cleveland	4-8 L	11-29-4
5	Oct. 16	St. Louis	3-6 L	1-4-0	45	Jan. 8	@ St. Louis	5-2 W	12-29-4
6	Oct. 19	@ NY Islanders	1-6 L	1-5-0	46	Jan. 12	Minnesota	5-3 W	13-29-4
7	Oct. 20	@ Buffalo	0-4 L	1-6-0	47	Jan. 15	Cleveland	2-4 L	13-30-4
8	Oct. 22	@ Atlanta	5-3 W	2-6-0	48	Jan. 19	Pittsburgh	0-3 L	13-31-4
9	Oct. 24	@ NY Rangers	5-4 W	3-6-0	49	Jan. 21	Toronto	1-3 L	13-32-4
10	Oct. 26	@ St. Louis	2-5 L	3-7-0	50	Jan. 23	NY Rangers	6-2 W	14-32-4
11	Oct. 28	Cleveland	3-1 W	4-7-0	51	Jan. 27	Chicago	1-1 T	14-32-5
12	Oct. 30	Atlanta	3-3 T	4-7-1	52	Jan. 29	Minnesota	4-3 W	15-32-5
13	Nov. 1	NY Islanders	2-3 L	4-8-1	53	Feb. 3	Montreal	4-6 L	15-33-5
14	Nov. 3	NY Rangers	1-6 L	4-9-1	54	Feb. 5	@ Minnesota	5-5 T	15-33-6
15	Nov. 5	Los Angeles	4-1 W	5-9-1	55	Feb. 6	@ Detroit	2-3 L	15-34-6
16	Nov. 7	@ Boston	1-3 L	5-10-1	56	Feb. 9	@ Montreal	0-6 L	15-35-6
17	Nov. 9	@ Washington	2-4 L	5-11-1	57	Feb. 11	Pittsburgh	3-2 W	16-35-6
18	Nov. 11	@ Philadelphia	4-6 L	5-12-1	58	Feb. 14	NY Islanders	1-2 L	16-36-6
19	Nov. 13	Toronto	0-3 L	5-13-1	59	Feb. 16	Boston	3-7 L	16-37-6
20	Nov. 17	Buffalo	2-3 L	5-14-1	60	Feb. 19	Atlanta	5-1 W	17-37-6
21	Nov. 19	NY Islanders	4-6 L	5-15-1	61	Feb. 21	St. Louis	0-4 L	17-38-6
22	Nov. 22	NY Rangers	2-3 L	5-16-1	62	Feb. 24	@ Los Angeles	2-2 T	17-38-7
23	Nov. 24	@ Buffalo	4-4 T	5-16-2	63	Feb. 26	@ Minnesota	0-3 L	17-39-7
24	Nov. 25	@ Boston	2-4 L	5-17-2	64	Feb. 27	@ Chicago	4-3 W	18-39-7
25	Nov. 27	Chicago	4-3 W	6-17-2	65	Mar. 2	@ Atlanta	2-1 W	19-39-7
26	Dec. 1	Detroit	2-5 L	6-18-2	66	Mar. 3	@ Philadelphia	2-5 L	19-40-7
27	Dec. 3	@ Colorado	2-3 L	6-19-2	67	Mar. 5	@ Toronto	4-4 T	19-40-8
28	Dec. 5	@ Chicago	4-2 W	7-19-2	68	Mar. 9	Washington	5-2 W	20-40-8
29	Dec. 7	@ Washington	3-4 L	7-20-2	69	Mar. 10	Chicago	5-0 W	21-40-8
30	Dec. 8	@ Toronto	4-3 W	8-20-2	70	Mar. 12	Colorado	2-2 T	21-40-9
31	Dec. 11	Colorado	4-4 T	8-20-3	71	Mar. 13	@ Colorado	6-2 W	22-40-9
32	Dec. 14	Buffalo	3-6 L	8-21-3	72	Mar. 15	Detroit	7-1 W	23-40-9
33	Dec. 16	@ Detroit	3-7 L	8-22-3	73	Mar. 19	@ St. Louis	4-4 T	23-40-10
34	Dec. 18	@ Minnesota	3-1 W	9-22-3	74	Mar. 20	@ Colorado	4-1 W	24-40-10
35	Dec. 20	Montreal	4-5 L	9-23-3	75	Mar. 22	Philadelphia	4-4 T	24-40-11
36	Dec. 22	@ Los Angeles	3-2 W	10-23-3	76	Mar. 25	@ Cleveland	4-4 T	24-40-12
37	Dec. 23	St. Louis	2-4 L	10-24-3	77	Mar. 26	@ Philadelphia	3-9 L	24-41-12
38	Dec. 27	Philadelphia	1-5 L	10-25-3	78	Mar. 29	Los Angeles	3-3 T	24-41-13
39	Dec. 29	Boston	1-8 L	10-26-3	79	Apr. 1	Colorado	3-6 L	24-42-13
40	Jan. 1	@ NY Islanders	5-1 W	11-26-3	80	Apr. 3	Minnesota	6-3 W	25-42-13

1977.78 SEASON RECORD

SMYTHE DIVISION FINISH

3rd (57 Points)

COACH

Orland Kurtenbach

GM

Jake Milford

CAPTAIN

Don Lever

SCORING

Player	GP	G	A	PTS	PIM	Player	GP	G	A	PTS	PIM	
Walton	65	29	37	66	30	Kannegiesser	42	1	7	8	36	
Blight	80	25	38	63	33	Goodenough	42	1	6	7	28	
Vervegaert	80	21	33	54	23	Ralph Stewart	16	2	3	5	0	
Lever	75	17	32	49	58	McCarthy	PHI 22	1	2	3	21	
Martin	CHI 7	1	1	2	0	VAN 1	0	0	0	0	0	
	VAN 67	15	31	46	36	Carriere	7	0	3	3	11	
Graves	80	21	26	47	18	Callander	PHI 15	2	1	3	5	
Kearns	80	4	43	47	27	VAN 17	2	0	2	2	2	
Gillis	79	23	18	41	35	Flockhart	24	0	1	1	12	
Oddleifson	78	17	22	39	64	Ridley	40	0	1	1	9	
Sedlbauer	62	18	12	30	25	Veysey	1	0	0	0	0	
Monahan	67	10	19	29	28	Bannerman	1	0	0	0	0	
Alexander	32	8	18	26	6	Hanlon	4	0	0	0	2	
Snepsts	75	4	16	20	118	Maniago	46	0	0	0	18	
Manno	49	5	14	19	29							
O'Flaherty	59	6	11	17	15							
Gassoff	47	9	6	15	70	Goaltender	GPI	MIN	GA	SO	AVG	W-L-T
Grisdale	42	0	9	9	47	Bannerman	1	20	0	0	0.00	0-0-0
McIlhargey	69	3	5	8	172	Hanlon	4	200	9	0	2.70	1-2-1
						Maniago	46	2,570	172	1	4.02	10-24-8
						Ridley	40	2,010	136	0	4.06	9-17-8

RESULTS

No	Date	Opponent	Score	Record	No	Date	Opponent	Score	Record
1	Oct. 12	@ NY Rangers	3-6 L	0-1-0	41	Jan. 14	Colorado	3-3 T	12-19-10
2	Oct. 14	@ Colorado	4-4 T	0-1-1	42	Jan. 17	NY Rangers	4-5 L	12-20-10
3	Oct. 15	@ Minnesota	5-3 W	1-1-1	43	Jan. 19	Toronto	3-3 T	12-20-11
4	Oct. 18	Detroit	3-2 W	2-1-1	44	Jan. 21	@ Montreal	1-8 L	12-21-11
5	Oct. 23	Boston	3-3 T	2-1-2	45	Jan. 22	@ Buffalo	2-2 T	12-21-12
6	Oct. 25	Los Angeles	3-1 W	3-1-2	46	Jan. 26	Philadelphia	2-6 L	12-22-12
7	Oct. 27	NY Islanders	2-3 L	3-2-2	47	Jan. 28	St. Louis	8-3 W	13-22-12
8	Oct. 29	Colorado	2-6 L	3-3-2	48	Jan. 31	Washington	4-2 W	14-22-12
9	Nov. 2	Toronto	1-5 L	3-4-2	49	Feb. 2	Montreal	4-4 T	14-22-13
10	Nov. 4	NY Rangers	1-5 L	3-5-2	50	Feb. 4	Chicago	1-5 L	14-23-13
11	Nov. 6	@ Philadelphia	2-3 L	3-6-2	51	Feb. 7	Atlanta	2-4 L	14-24-13
12	Nov. 8	@ Colorado	2-6 L	3-7-2	52	Feb. 9	@ Philadelphia	2-5 L	14-25-13
13	Nov. 9	@ St. Louis	6-8 L	3-8-2	53	Feb. 11	@ Minnesota	2-3 L	14-26-13
14	Nov. 11	Minnesota	4-2 W	4-8-2	54	Feb. 12	@ Detroit	3-8 L	14-27-13
15	Nov. 15	Cleveland	5-4 W	5-8-2	55	Feb. 14	@ Washington	4-2 W	15-27-13
16	Nov. 17	@ Boston	4-4 T	5-8-3	56	Feb. 15	@ NY Rangers	3-6 L	15-28-13
17	Nov. 19	@ NY Islanders	2-9 L	5-9-3	57	Feb. 17	@ Cleveland	2-3 L	15-29-13
18	Nov. 20	@ NY Rangers	3-0 W	6-9-3	58	Feb. 18	@ St. Louis	3-4 L	15-30-13
19	Nov. 22	Pittsburgh	3-3 T	6-9-4	59	Feb. 22	Boston	4-6 L	15-31-13
20	Nov. 26	Chicago	2-2 T	6-9-5	60	Feb. 25	Minnesota	5-1 W	16-31-13
21	Nov. 29	Philadelphia	0-3 L	6-10-5	61	Feb. 27	Cleveland	3-3 T	16-31-14
22	Dec. 2	Atlanta	3-2 W	7-10-5	62	Mar. 1	Chicago	3-2 W	17-31-14
23	Dec. 4	@ Chicago	6-2 W	8-10-5	63	Mar. 4	@ Toronto	3-4 L	17-32-14
24	Dec. 6	@ Washington	5-2 W	9-10-5	64	Mar. 5	@ Boston	3-6 L	17-33-14
25	Dec. 7	@ Atlanta	2-2 T	9-10-6	65	Mar. 7	@ NY Islanders	2-5 L	17-34-14
26	Dec. 10	@ Montreal	2-7 L	9-11-6	66	Mar. 8	@ Atlanta	3-8 L	17-35-14
27	Dec. 11	@ Buffalo	0-3 L	9-12-6	67	Mar. 11	@ Pittsburgh	3-1 W	18-35-14
28	Dec. 13	Washington	3-1 W	10-12-6	68	Mar. 12	@ Detroit	4-4 T	18-35-15
29	Dec. 17	Buffalo	5-5 T	10-12-7	69	Mar. 15	Pittsburgh	7-4 W	19-35-15
30	Dec. 19	@ Los Angeles	2-3 L	10-13-7	70	Mar. 17	@ Colorado	1-3 L	19-36-15
31	Dec. 20	Atlanta	2-2 T	10-13-8	71	Mar. 18	Detroit	4-5 L	19-37-15
32	Dec. 23	Minnesota	5-7 L	10-14-8	72	Mar. 20	Montreal	1-5 L	19-38-15
33	Dec. 27	NY Islanders	2-4 L	10-15-8	73	Mar. 24	Buffalo	2-2 T	19-38-16
34	Dec. 30	Colorado	2-2 T	10-15-9	74	Mar. 26	@ Chicago	3-4 L	19-39-16
35	Jan. 1	@ Chicago	3-2 W	11-15-9	75	Mar. 28	@ Minnesota	4-9 L	19-40-16
36	Jan. 3	@ NY Islanders	1-4 L	11-16-9	76	Mar. 29	@ St. Louis	1-3 L	19-41-16
37	Jan. 4	@ Pittsburgh	3-8 L	11-17-9	77	Mar. 31	Philadelphia	2-3 L	19-42-16
38	Jan. 6	@ Cleveland	1-6 L	11-18-9	78	Apr. 4	St. Louis	3-2 W	20-42-16
39	Jan. 7	@ Toronto	4-6 L	11-19-9	79	Apr. 7	Los Angeles	5-5 T	20-42-17
40	Jan. 11	St. Louis	6-4 W	12-19-9	80	Apr. 8	@ Los Angeles	3-5 L	20-43-17

1978.79 SEASON RECORD

SMYTHE DIVISION FINISH

2nd (63 Points)

COACH

Harry Neale

GM

Jake Milford

CAPTAIN

Don Lever, Kevin McCarthy

SCORING

Player	GP	G	A	PTS	PIM
Sedlbauer	79	40	16	56	26
Gradin	76	20	31	51	22
Lever	71	23	21	44	17
Smyl	62	14	24	38	89
Oddleifson	67	11	26	37	51
Fraser	78	16	19	35	116
Kearns	78	3	31	34	28
Snepsts	76	7	24	31	130
Martin	64	12	14	26	24
Graves	62	11	15	26	14
Ververgaert	35	9	17	26	13
Gillis	78	13	12	25	33
Manno	52	5	16	21	42
Lindgren	64	2	19	21	68
Blight	56	5	10	15	16
Eriksson	35	2	12	14	4
Goodenough	36	4	9	13	18

Player	GP	G	A	PTS	PIM	
Gassoff	34	4	7	11	53	
Derlago	9	4	4	8	2	
Tudor	24	4	4	8	19	
Kozak	28	2	5	7	30	
McIlhargey	53	2	4	6	129	
Callander	32	4	1	5	7	
Grisdale	41	0	3	3	54	
Flockhart	14	1	1	2	0	
Zetterstrom	14	0	1	1	2	
Wilson	17	0	1	1	0	
Hanlon	31	0	1	1	30	
Bromley	38	0	1	1	6	
Smith	2	0	0	0	2	
Goaltender	GPI	MIN	GA	SO	AVG	W-L-T
Hanlon	31	1821	94	3	3.10	12-13-5
Bromley	38	2,144	136	2	3.81	11-19-6
Wilson	17	835	58	0	4.17	2-10-2

RESULTS

No	Date	Opponent	Score	Record
1	Oct. 11	Colorado	8-2 W	1-0-0
2	Oct. 13	St. Louis	8-4 W	2-0-0
3	Oct. 15	@ Chicago	3-3 T	2-0-1
4	Oct. 17	@ St. Louis	6-8 L	2-1-1
5	Oct. 18	@ Minnesota	2-7 L	2-2-1
6	Oct. 20	Boston	1-5 L	2-3-1
7	Oct. 22	Buffalo	3-2 W	3-3-1
8	Oct. 25	@ NY Rangers	2-6 L	3-4-1
9	Oct. 28	@ NY Islanders	2-5 L	3-5-1
10	Oct. 29	@ Philadelphia	5-2 W	4-5-1
11	Nov. 1	@ Chicago	1-0 W	5-5-1
12	Nov. 3	Toronto	1-3 L	5-6-1
13	Nov. 5	NY Rangers	2-5 L	5-7-1
14	Nov. 7	@ Atlanta	2-4 L	5-8-1
15	Nov. 8	@ Detroit	6-4 W	6-8-1
16	Nov. 10	Minnesota	2-3 L	6-9-1
17	Nov. 12	Philadelphia	0-4 L	6-10-1
18	Nov. 16	Pittsburgh	3-6 L	6-11-1
19	Nov. 18	Montreal	2-4 L	6-12-1
20	Nov. 21	Chicago	5-2 W	7-12-1
21	Nov. 23	@ Colorado	7-2 W	8-12-1
22	Nov. 25	NY Islanders	2-5 L	8-13-1
23	Nov. 28	@ St. Louis	6-3 W	9-13-1
24	Nov. 29	@ Chicago	1-1 T	9-13-2
25	Dec. 1	Detroit	2-1 W	10-13-2
26	Dec. 5	Atlanta	3-0 W	11-13-2
27	Dec. 7	Chicago	4-2 W	12-13-2
28	Dec. 9	Washington	5-7 L	12-14-2
29	Dec. 12	@ Boston	3-7 L	12-15-2
30	Dec. 13	@ Toronto	1-5 L	12-16-2
31	Dec. 16	@ Pittsburgh	5-6 L	12-17-2
32	Dec. 17	@ Buffalo	3-6 L	12-18-2
33	Dec. 19	@ Minnesota	3-5 L	12-19-2
34	Dec. 20	@ Detroit	2-7 L	12-20-2
35	Dec. 23	Los Angeles	2-0 W	13-20-2
36	Dec. 28	Buffalo	3-3 T	13-20-3
37	Dec. 30	@ Los Angeles	0-4 L	13-21-3
38	Jan. 2	@ NY Islanders	0-9 L	13-22-3
39	Jan. 3	@ Pittsburgh	5-3 W	14-22-3
40	Jan. 5	@ NY Rangers	4-6 L	14-23-3

No	Date	Opponent	Score	Record
41	Jan. 6	@ Montreal	0-2 L	14-24-3
42	Jan. 8	@ Toronto	5-1 W	15-24-3
43	Jan. 11	St. Louis	4-3 W	16-24-3
44	Jan. 13	@ St. Louis	3-3 T	16-24-4
45	Jan. 14	@ Washington	3-5 L	16-25-4
46	Jan. 16	Montreal	2-2 T	16-25-5
47	Jan. 19	Toronto	3-3 T	16-25-6
48	Jan. 24	Chicago	0-5 L	16-26-6
49	Jan. 26	St. Louis	4-1 W	17-26-6
50	Jan. 27	@ Colorado	2-2 T	17-26-7
51	Jan. 30	NY Rangers	3-5 L	17-27-7
52	Feb. 1	@ Atlanta	1-4 L	17-28-7
53	Feb. 3	@ Washington	5-1 W	18-28-7
54	Feb. 4	@ Boston	1-6 L	18-29-7
55	Feb. 13	@ St. Louis	3-3 T	18-29-8
56	Feb. 14	@ Minnesota	1-8 L	18-30-8
57	Feb. 17	NY Islanders	3-5 L	18-31-8
58	Feb. 20	Philadelphia	3-3 T	18-31-9
59	Feb. 22	Colorado	0-3 W	19-31-9
60	Feb. 24	Boston	3-4 L	19-32-9
61	Feb. 26	@ Los Angeles	0-2 L	19-33-9
62	Feb. 28	Chicago	4-4 T	19-33-10
63	Mar. 2	Washington	2-6 L	19-34-10
64	Mar. 4	Los Angeles	2-3 L	19-35-10
65	Mar. 7	@ Toronto	0-2 L	19-36-10
66	Mar. 8	@ Montreal	1-11 L	19-37-10
67	Mar. 10	Colorado	1-3 L	19-38-10
68	Mar. 13	Pittsburgh	3-9 L	19-39-10
69	Mar. 15	@ Buffalo	2-4 L	19-40-10
70	Mar. 16	@ Colorado	4-1 W	20-40-10
71	Mar. 18	Atlanta	2-1 W	21-40-10
72	Mar. 21	St. Louis	1-1 T	21-40-11
73	Mar. 23	Buffalo	3-4 L	21-41-11
74	Mar. 25	Minnesota	2-1 W	22-41-11
75	Mar. 27	Detroit	5-2 W	23-41-11
76	Mar. 29	@ Philadelphia	0-5 L	23-42-11
77	Mar. 31	@ Colorado	2-0 W	24-42-11
78	Apr. 1	@ Chicago	2-2 T	24-42-12
79	Apr. 3	Colorado	2-1 W	25-42-12
80	Apr. 6	Minnesota	2-2 T	25-42-13

1979.80 SEASON RECORD

SMYTHE DIVISION FINISH

3rd (70 Points)

COACH

Harry Neale

GM

Jake Milford

CAPTAIN

Kevin McCarthy

SCORING

Player	GP	G	A	PTS	PIM
Smyl	77	31	47	78	204
Gradin	80	30	45	75	22
Boldirev	ATL 52	16	24	40	20
	VAN 27	16	11	27	14
Williams	TOR 55	22	18	40	197
	VAN 23	8	5	13	81
McCarthy	79	15	30	45	70
Fraser	78	17	25	42	143
Lever	51	21	17	38	32
Lindgren	73	5	30	35	66
Derlago	54	11	15	26	27
Brasar	MIN 22	1	14	15	0
	VAN 48	9	10	19	7
Gillis	67	13	17	30	108
Rota	ATL 44	10	8	18	49
	VAN 26	5	6	11	29
Oddleifson	75	8	20	28	76
Snepsts	79	3	20	23	202
Vaive	47	13	8	21	111
Butler	TOR 55	7	8	15	29
	VAN 23	4	4	8	21
Sedlbauer	32	10	4	14	7
Holt	22	1	3	4	80
Smith	19	1	3	4	50

Player	GP	G	A	PTS	PIM	
Manery	21	2	1	3	15	
McIlhargey	24	0	2	2	41	
Lupul	51	9	11	20	24	
Ashton	47	5	14	19	11	
Kearns	67	1	18	19	24	
Blight	33	12	6	18	54	
Manno	40	3	14	17	14	
Hughes	52	2	11	13	181	
Logan	CHI 12	2	3	5	34	
	VAN 33	1	5	6	109	
Callander	4	1	1	2	0	
Goodenough	5	0	2	2	2	
Hubick	5	0	1	1	0	
Minor	5	0	1	1	2	
Affleck	5	0	1	1	0	
Hanlon	57	0	1	1	43	
Hazlett	1	0	0	0	0	
Tudor	2	0	0	0	0	
Bromley	15	0	0	0	2	
Goaltender	GPI	MIN	GA	SO	AVG	W-L-T
Bromley	15	860	43	1	3.00	8-2-4
Hanlon	57	3,341	193	0	3.47	17-19-0
Ridley	10	559	39	0	3.91	2-6-2

RESULTS

No	Date	Opponent	Score	Record
1	Oct. 9	St. Louis	2-5 L	0-1-0
2	Oct. 12	Detroit	3-1 W	1-1-0
3	Oct. 14	@ Edmonton	4-4 T	1-1-1
4	Oct. 17	@ St. Louis	5-1 W	2-1-1
5	Oct. 18	@ NY Rangers	3-6 L	2-2-1
6	Oct. 20	@ Toronto	0-2 L	2-3-1
7	Oct. 21	@ Buffalo	3-3 T	2-3-2
8	Oct. 24	Toronto	5-1 W	3-3-2
9	Oct. 27	Washington	5-3 W	4-3-2
10	Oct. 31	NY Islanders	2-2 T	4-3-3
11	Nov. 2	Boston	3-3 T	4-3-4
12	Nov. 4	NY Rangers	2-4 L	4-4-4
13	Nov. 6	Minnesota	7-7 T	4-4-5
14	Nov. 10	@ Detroit	2-1 W	5-4-5
15	Nov. 11	@ Philadelphia	4-5 L	5-5-5
16	Nov. 13	@ Atlanta	5-3 W	6-5-5
17	Nov. 14	@ Chicago	5-2 W	7-5-5
18	Nov. 16	Pittsburgh	5-2 W	8-5-5
19	Nov. 18	Montreal	5-2 W	9-5-5
20	Nov. 20	Los Angeles	1-5 L	9-6-5
21	Nov. 23	Philadelphia	2-5 L	9-7-5
22	Nov. 24	@ Winnipeg	3-5 L	9-8-5
23	Nov. 28	Winnipeg	4-2 W	10-8-5
24	Nov. 30	Chicago	1-1 T	10-8-6
25	Dec. 2	@ Quebec	1-3 L	10-9-6
26	Dec. 4	@ NY Islanders	5-1 W	11-9-6
27	Dec. 5	@ Pittsburgh	3-3 T	11-9-7
28	Dec. 8	@ Detroit	1-5 L	11-10-7
29	Dec. 9	@ Boston	3-5 L	11-11-7
30	Dec. 11	Hartford	5-3 W	12-11-7
31	Dec. 14	Colorado	5-3 W	13-11-7
32	Dec. 15	@ Los Angeles	3-4 L	13-12-7
33	Dec. 19	@ NY Rangers	3-5 L	13-13-7
34	Dec. 21	@ Washington	1-2 L	13-14-7
35	Dec. 22	@ Montreal	2-4 L	13-15-7
36	Dec. 28	Edmonton	3-5 L	13-16-7
37	Dec. 29	Quebec	6-2 W	14-16-7
38	Jan. 3	@ St. Louis	2-6 L	14-17-7
39	Jan. 4	@ Colorado	4-2 W	15-17-7
40	Jan. 6	@ Chicago	1-3 L	15-18-7

No	Date	Opponent	Score	Record
41	Jan. 8	@ NY Islanders	0-3 L	15-19-7
42	Jan. 9	@ Pittsburgh	2-4 L	15-20-7
43	Jan. 11	@ Washington	4-7 L	15-21-7
44	Jan. 12	@ Toronto	4-6 L	15-22-7
45	Jan. 16	Atlanta	3-5 L	15-23-7
46	Jan. 18	Buffalo	2-2 T	15-23-8
47	Jan. 22	Colorado	3-5 L	15-24-8
48	Jan. 23	NY Rangers	4-6 L	15-25-8
49	Jan. 27	Toronto	2-5 L	15-26-8
50	Jan. 29	Montreal	3-4 L	15-27-8
51	Feb. 2	@ Minnesota	5-4 W	16-27-8
52	Feb. 3	@ Buffalo	0-3 L	16-28-8
53	Feb. 7	@ Philadelphia	4-1 W	17-28-8
54	Feb. 9	@ Montreal	4-3 W	18-28-8
55	Feb. 12	@ Hartford	5-5 T	18-28-9
56	Feb. 16	Washington	3-5 L	18-29-9
57	Feb. 17	NY Islanders	4-2 W	19-29-9
58	Feb. 19	St. Louis	1-3 L	19-30-9
59	Feb. 22	Philadelphia	3-7 L	19-31-9
60	Feb. 23	Boston	4-4 T	19-31-10
61	Feb. 26	@ Minnesota	4-5 L	19-32-10
62	Feb. 29	@ Winnipeg	3-3 T	19-32-11
63	Mar. 1	@ Edmonton	5-2 W	20-32-11
64	Mar. 4	Winnipeg	2-1 W	21-32-11
65	Mar. 5	Chicago	3-3 T	21-32-12
66	Mar. 7	Atlanta	3-9 L	21-33-12
67	Mar. 9	@ Colorado	4-4 T	21-33-13
68	Mar. 10	@ Atlanta	5-2 W	22-33-13
69	Mar. 13	@ Hartford	1-3 L	22-34-13
70	Mar. 15	@ Boston	2-2 T	22-34-14
71	Mar. 16	@ Quebec	3-2 W	23-34-14
72	Mar. 19	Buffalo	3-3 T	23-34-15
73	Mar. 21	Detroit	2-5 L	23-35-15
74	Mar. 23	Quebec	2-6 L	23-36-15
75	Mar. 25	Pittsburgh	2-4 L	23-37-15
76	Mar. 28	Hartford	4-4 T	23-37-16
77	Mar. 30	Minnesota	5-3 W	24-37-16
78	Apr. 1	Edmonton	5-0 W	25-37-16
79	Apr. 3	Los Angeles	4-2 W	26-37-16
80	Apr. 5	@ Los Angeles	5-3 W	27-37-16

1980.81 SEASON RECORD

SMYTHE DIVISION FINISH

3rd (76 Points)

COACH

Harry Neale

GM

Jake Milford

CAPTAIN

Kevin McCarthy

SCORING

Player	GP	G	A	PTS	PIM
Gradin	79	21	48	69	34
Smyl	80	25	38	63	171
Brasar	80	22	41	63	8
Williams	77	35	27	62	343
Schmautz	73	27	34	61	137
Boldirev	72	26	33	59	34
MacDonald	EDM 51	19	24	43	27
	VAN 12	5	9	14	10
Rota	80	25	31	56	124
McCarthy	80	16	37	53	85
Fraser	77	25	24	49	118
Ashton	77	18	11	29	57
Lanz	76	7	22	29	40
Butler	80	12	14	26	60
Minor	74	10	14	24	108
Lindgren	52	4	18	22	32
Halward	LA 51	4	15	19	96
	VAN 7	0	1	1	4

Player	GP	G	A	PTS	PIM	
Snepsts	76	3	16	19	212	
Marois	NYR 8	1	2	3	46	
	VAN 50	4	12	16	115	
Kearns	46	1	14	15	28	
Manno	20	0	11	11	30	
Campbell	42	1	8	9	75	
Gillis	11	0	4	4	4	
Christie	9	1	1	2	0	
Lupul	7	0	2	2	2	
Blight	3	1	0	1	4	
Hanlon	17	0	1	1	10	
Bromley	20	0	1	1	0	
Primeau	2	0	0	0	4	
Logan	7	0	0	0	13	
Oddleifson	8	0	0	0	6	
Goaltender	GPI	MIN	GA	SO	AVG	W-L-T
Brodeur	52	3,024	177	0	3.51	17-18-16
Bromley	20	978	62	0	3.80	6-6-4
Hanlon	17	798	59	1	4.44	5-8-0

RESULTS

No	Date	Opponent	Score	Record
1	Oct. 10	Detroit	5-3 W	1-0-0
2	Oct. 12	Quebec	8-2 W	2-0-0
3	Oct. 15	@ Chicago	2-4 L	2-1-0
4	Oct. 16	@ Philadelphia	5-2 W	3-1-0
5	Oct. 18	@ Montreal	1-4 L	3-2-0
6	Oct. 21	@ NY Islanders	6-3 W	4-2-0
7	Oct. 22	@ NY Rangers	2-3 L	4-3-0
8	Oct. 24	Boston	3-2 W	5-3-0
9	Oct. 26	Toronto	8-5 W	6-3-0
10	Oct. 29	@ Quebec	3-3 T	6-3-1
11	Nov. 1	@ Hartford	4-4 T	6-3-2
12	Nov. 2	@ Buffalo	3-4 L	6-4-2
13	Nov. 5	Edmonton	4-3 W	7-4-2
14	Nov. 7	Minnesota	3-2 W	8-4-2
15	Nov. 8	NY Rangers	6-4 W	9-4-2
16	Nov. 11	St. Louis	2-8 L	9-5-2
17	Nov. 14	Montreal	3-3 T	9-5-3
18	Nov. 16	Los Angeles	2-3 L	9-6-3
19	Nov. 18	Winnipeg	6-1 W	10-6-3
20	Nov. 19	@ Edmonton	6-4 W	11-6-3
21	Nov. 22	@ Hartford	3-4 L	11-7-3
22	Nov. 23	@ NY Rangers	2-2 T	11-7-4
23	Nov. 26	@ Pittsburgh	7-4 W	12-7-4
24	Nov. 28	Chicago	6-4 W	13-7-4
25	Nov. 29	Philadelphia	3-3 T	13-7-5
26	Dec. 3	Hartford	4-4 T	13-7-6
27	Dec. 4	@ Los Angeles	1-3 L	13-8-6
28	Dec. 7	NY Islanders	3-5 L	13-9-6
29	Dec. 9	@ Washington	4-2 W	14-9-6
30	Dec. 10	@ Toronto	8-5 W	15-9-6
31	Dec. 13	@ Boston	2-1 W	16-9-6
32	Dec. 14	@ Buffalo	2-2 T	16-9-7
33	Dec. 17	Montreal	4-4 T	16-9-8
34	Dec. 19	Pittsburgh	10-4 W	17-9-8
35	Dec. 21	Buffalo	3-3 T	17-9-9
36	Dec. 26	Los Angeles	3-6 L	17-10-9
37	Dec. 28	St. Louis	2-3 L	17-11-9
38	Dec. 30	Washington	3-3 T	17-11-10
39	Jan. 2	@ Detroit	2-2 T	17-11-11
40	Jan. 3	@ St. Louis	3-6 L	17-12-11

No	Date	Opponent	Score	Record
41	Jan. 6	@ Colorado	7-3 W	18-12-11
42	Jan. 7	@ Minnesota	1-1 T	18-12-12
43	Jan. 9	@ Winnipeg	4-4 T	18-12-13
44	Jan. 13	Colorado	3-3 T	18-12-14
45	Jan. 16	Detroit	3-1 W	19-12-14
46	Jan. 17	@ Colorado	5-2 W	20-12-14
47	Jan. 20	Toronto	2-2 T	20-12-15
48	Jan. 21	@ Edmonton	1-5 L	20-13-15
49	Jan. 24	NY Rangers	5-7 L	20-14-15
50	Jan. 28	@ Chicago	3-7 L	20-15-15
51	Jan. 29	@ Washington	1-3 L	20-16-15
52	Feb. 1	Calgary	6-2 W	21-16-15
53	Feb. 3	Washington	3-3 T	21-16-16
54	Feb. 7	@ St. Louis	2-9 L	21-17-16
55	Feb. 8	@ Detroit	2-3 L	21-18-16
56	Feb. 12	@ Philadelphia	3-4 L	21-19-16
57	Feb. 14	@ Pittsburgh	2-2 T	21-19-17
58	Feb. 15	@ Minnesota	2-7 L	21-20-17
59	Feb. 18	Boston	5-7 L	21-21-17
60	Feb. 20	Quebec	3-9 L	21-22-17
61	Feb. 22	Calgary	3-5 L	21-23-17
62	Feb. 24	Philadelphia	6-4 W	22-23-17
63	Feb. 26	@ Los Angeles	3-4 L	22-24-17
64	Feb. 27	NY Islanders	1-5 L	22-25-17
65	Mar. 1	Hartford	3-0 W	23-25-17
66	Mar. 4	@ Toronto	5-2 W	24-25-17
67	Mar. 7	@ NY Islanders	1-3 L	24-26-17
68	Mar. 8	@ Boston	1-4 L	24-27-17
69	Mar. 10	@ Calgary	2-11 L	24-28-17
70	Mar. 13	Chicago	5-3 W	25-28-17
71	Mar. 14	Buffalo	2-1 W	26-28-17
72	Mar. 17	Pittsburgh	4-3 W	27-28-17
73	Mar. 21	@ Montreal	3-5 L	27-29-17
74	Mar. 23	@ Quebec	3-3 T	27-29-18
75	Mar. 25	Colorado	4-4 T	27-29-19
76	Mar. 27	@ Winnipeg	10-2 W	28-29-19
77	Mar. 29	Minnesota	2-4 L	28-30-19
78	Apr. 1	Winnipeg	4-4 T	28-30-20
79	Apr. 3	Edmonton	2-7 L	28-31-20
80	Apr. 4	@ Calgary	5-6 L	28-32-20

1981.82 SEASON RECORD

SMYTHE DIVISION FINISH

2nd (77 Points)

COACH

Harry Neale,
Roger Neilson

GM

Jake Milford

CAPTAIN

Kevin McCarthy

SCORING

Player	GP	G	A	PTS	PIM
Gradin	76	37	49	86	32
Smyl	80	34	44	78	144
Boldirev	78	33	40	73	45
Fraser	79	28	39	67	175
Hlinka	72	23	37	60	16
Currie	STL 48	18	22	40	17
	VAN 12	5	3	8	2
Molin	72	15	31	46	10
McCarthy	71	6	39	45	84
Rota	51	20	20	40	139
Williams	77	17	21	38	341
MacDonald	59	18	15	33	20
Niil	STL 61	9	12	21	127
	VAN 8	1	2	3	5
Lindgren	75	5	16	21	74
Brasar	53	6	12	18	6
Lupul	41	10	7	17	26
Delorme	59	9	8	17	177

Player	GP	G	A	PTS	PIM
Halward	37	4	13	17	40
Snepsts	68	3	14	17	153
Lanz	39	3	11	14	48
Crawford	40	4	8	12	29
Belland	28	3	6	9	16
Eldebrink	38	1	8	9	21
Campbell	47	0	8	8	131
Butler	25	3	1	4	15
Lemay	5	1	2	3	0
Bubla	23	1	1	2	16
Brodeur	52	0	2	2	0
McDonnell	7	0	1	1	12
Minor	13	0	1	1	6
Schliebener	22	0	1	1	10
Butcher	5	0	0	0	9

Goaltender	GPI	MIN	GA	SO	AVG	W-L-T
Heinz	3	180	9	1	3.00	2-1-0
Brodeur	52	3,010	168	2	3.35	20-18-12
Hanlon	28	1,610	106	1	3.95	8-14-5

RESULTS

No	Date	Opponent	Score	Record
1	Oct. 6	Colorado	4-2 W	1-0-0
2	Oct. 8	@ Calgary	1-1 T	1-0-1
3	Oct. 9	Edmonton	6-2 W	2-0-1
4	Oct. 11	@ Buffalo	2-2 T	2-0-2
5	Oct. 14	@ NY Rangers	1-2 L	2-1-2
6	Oct. 15	@ NY Islanders	1-4 L	2-2-2
7	Oct. 17	@ Montreal	4-10 L	2-3-2
8	Oct. 19	@ Quebec	3-6 L	2-4-2
9	Oct. 23	Hartford	2-2 T	2-4-3
10	Oct. 25	Pittsburgh	4-6 L	2-5-3
11	Oct. 28	Washington	3-0 W	3-5-3
12	Oct. 31	@ Philadelphia	8-4 W	4-5-3
13	Nov. 1	@ Detroit	1-3 L	4-6-3
14	Nov. 4	@ Hartford	4-1 W	5-6-3
15	Nov. 5	@ Boston	1-2 L	5-7-3
16	Nov. 8	Winnipeg	5-1 W	6-7-3
17	Nov. 11	Quebec	6-5 W	7-7-3
18	Nov. 14	Montreal	1-4 L	7-8-3
19	Nov. 15	@ Calgary	7-4 W	8-8-3
20	Nov. 19	Detroit	8-3 W	9-8-3
21	Nov. 21	@ Edmonton	3-8 L	9-9-3
22	Nov. 22	Colorado	5-5 T	9-9-4
23	Nov. 25	Chicago	6-2 W	10-9-4
24	Nov. 27	@ Colorado	6-3 W	11-9-4
25	Nov. 28	@ Los Angeles	2-3 L	11-10-4
26	Dec. 2	Minnesota	5-0 W	12-10-4
27	Dec. 4	@ Edmonton	3-7 L	12-11-4
28	Dec. 5	Edmonton	3-3 T	12-11-5
29	Dec. 9	NY Islanders	4-3 W	13-11-5
30	Dec. 12	@ Los Angeles	5-7 L	13-12-5
31	Dec. 13	Calgary	6-7 L	13-13-5
32	Dec. 16	Toronto	6-6 T	13-13-6
33	Dec. 18	@ Colorado	1-3 L	13-14-6
34	Dec. 19	@ St. Louis	0-5 L	13-15-6
35	Dec. 22	Minnesota	4-4 T	13-15-7
36	Dec. 23	@ Edmonton	1-6 L	13-16-7
37	Dec. 26	Los Angeles	2-2 T	13-16-8
38	Dec. 29	Boston	3-5 L	13-17-8
39	Dec. 31	Edmonton	3-1 W	14-17-8
40	Jan. 2	@ Washington	2-5 L	14-18-8

No	Date	Opponent	Score	Record
41	Jan. 4	@ NY Islanders	1-4 L	14-19-8
42	Jan. 7	@ NY Rangers	1-4 L	14-20-8
43	Jan. 9	@ Pittsburgh	3-4 L	14-21-8
44	Jan. 10	@ Chicago	2-3 L	14-22-8
45	Jan. 13	Calgary	5-1 W	15-22-8
46	Jan. 15	Los Angeles	3-3 T	15-22-9
47	Jan. 17	Pittsburgh	3-3 T	15-22-10
48	Jan. 19	St. Louis	4-5 L	15-23-10
49	Jan. 22	Edmonton	3-4 L	15-24-10
50	Jan. 24	Los Angeles	5-5 T	15-24-11
51	Jan. 27	Buffalo	4-3 W	16-24-11
52	Jan. 30	Philadelphia	4-2 W	17-24-11
53	Feb. 2	NY Rangers	3-4 L	17-25-11
54	Feb. 3	Toronto	3-1 W	18-25-11
55	Feb. 6	@ Los Angeles	4-5 L	18-26-11
56	Feb. 10	@ Toronto	4-1 W	19-26-11
57	Feb. 11	@ Detroit	4-4 T	19-26-12
58	Feb. 13	@ St. Louis	3-2 W	20-26-12
59	Feb. 15	@ Chicago	4-1 W	21-26-12
60	Feb. 17	Boston	6-3 W	22-26-12
61	Feb. 20	Hartford	4-2 W	23-26-12
62	Feb. 23	Calgary	2-2 T	23-26-13
63	Feb. 25	@ Calgary	4-11 L	23-27-13
64	Feb. 26	@ Colorado	4-3 W	24-27-13
65	Feb. 28	Philadelphia	3-3 T	24-27-14
66	Mar. 3	@ Colorado	2-3 L	24-28-14
67	Mar. 6	@ Minnesota	1-3 L	24-29-14
68	Mar. 7	@ Winnipeg	2-5 L	24-30-14
69	Mar. 10	Buffalo	4-7 L	24-31-14
70	Mar. 11	@ Calgary	3-6 L	24-32-14
71	Mar. 13	@ Edmonton	3-5 L	24-33-14
72	Mar. 17	@ Washington	6-6 T	24-33-15
73	Mar. 18	@ Montreal	4-2 W	25-33-15
74	Mar. 20	@ Quebec	3-3 T	25-33-16
75	Mar. 24	Colorado	5-4 W	26-33-16
76	Mar. 27	Calgary	7-2 W	27-33-16
77	Mar. 28	Winnipeg	5-0 W	28-33-16
78	Mar. 31	Colorado	4-4 T	28-33-17
79	Apr. 3	@ Los Angeles	6-0 W	29-33-17
80	Apr. 4	Los Angeles	7-4 W	30-33-17

1982.83 SEASON RECORD

SMYTHE DIVISION FINISH

3rd (75 Points)

COACH

Roger Neilson

GM

Harry Neale

CAPTAIN

Stan Smyl

SCORING

Player	GP	G	A	PTS	PIM
Smyl	74	38	50	88	114
Gradin	80	32	54	86	61
Rota	73	42	38	81	88
Hlinka	65	19	44	63	12
Halward	75	19	33	52	83
Lanz	74	10	38	48	46
Sundstrom	74	23	23	46	30
McCarthy	74	12	28	40	88
Molin	58	12	27	39	23
Bubla	72	2	28	30	59
Lupul	40	18	10	28	46
Boldirev	39	5	20	25	12
Nil	65	7	15	22	136
Williams	68	8	13	21	265
Lemay	44	11	9	20	41
Lindgren	64	6	14	20	48
Tanti	CHI 1	1	0	1	0
	VAN 39	8	8	16	16
Butcher	55	1	13	14	105
Kirton	DET 10	1	1	2	6
	VAN 31	4	6	10	4
Fraser	36	6	7	13	99

Player	GP	G	A	PTS	PIM
Delorme	56	5	8	13	87
Snepst	46	2	8	10	80
Crawford	41	4	5	9	28
MacDonald	17	3	4	7	2
Belland	14	2	4	6	4
Minor	39	1	5	6	57
Kulak	4	1	1	2	0
Currie	8	1	1	2	0
Eldebrink	5	1	1	2	0
Garrett	QUE 17	0	1	1	2
	VAN 17	0	1	1	0
Brodeur	58	0	1	1	2
Caprice	1	0	0	0	0
Petit	2	0	0	0	0
Ellacott	12	0	0	0	0

Goaltender	GPI	MIN	GA	SO	AVG	W-L-T
Garrett	VAN 17	934	48	1	3.08	7-6-3
	QUE 17	953	64	0	4.03	6-8-2
Brodeur	58	3,291	208	0	3.79	21-26-8
Ellacott	12	555	41	0	4.43	2-3-4
Caprice	1	20	3	0	9.00	0-0-0

RESULTS

No	Date	Opponent	Score	Record
1	Oct. 5	NY Islanders	2-1 W	1-0-0
2	Oct. 6	@ Los Angeles	3-3 T	1-0-1
3	Oct. 9	Edmonton	3-6 L	1-1-1
4	Oct. 12	@ Pittsburgh	4-5 L	1-2-1
5	Oct. 14	@ Boston	1-2 L	1-3-1
6	Oct. 16	@ Hartford	5-6 L	1-4-1
7	Oct. 19	@ NY Islanders	4-5 L	1-5-1
8	Oct. 20	@ NY Rangers	5-6 L	1-6-1
9	Oct. 23	Boston	3-2 W	2-6-1
10	Oct. 26	Hartford	8-1 W	3-6-1
11	Oct. 29	Chicago	2-2 T	3-6-2
12	Oct. 31	@ Edmonton	3-2 W	4-6-2
13	Nov. 2	@ Quebec	5-2 W	5-6-2
14	Nov. 4	@ Philadelphia	4-3 W	6-6-2
15	Nov. 6	@ Montreal	2-4 L	6-7-2
16	Nov. 7	@ Buffalo	1-3 L	6-8-2
17	Nov. 10	Los Angeles	4-2 W	7-8-2
18	Nov. 13	@ Winnipeg	2-3 L	7-9-2
19	Nov. 14	@ Winnipeg	5-6 L	7-10-2
20	Nov. 16	Detroit	4-4 T	7-10-3
21	Nov. 20	@ Edmonton	3-3 T	7-10-4
22	Nov. 21	Washington	5-3 W	8-10-4
23	Nov. 23	Quebec	5-2 W	9-10-4
24	Nov. 26	New Jersey	4-4 T	9-10-5
25	Nov. 28	Philadelphia	5-5 T	9-10-6
26	Nov. 30	Los Angeles	2-5 L	9-11-6
27	Dec. 3	Calgary	4-5 L	9-12-6
28	Dec. 5	St. Louis	6-3 W	10-12-6
29	Dec. 8	@ Toronto	7-3 W	11-12-6
30	Dec. 9	@ Minnesota	6-9 L	11-13-6
31	Dec. 11	@ St. Louis	3-1 W	12-13-6
32	Dec. 15	Montreal	2-3 L	12-14-6
33	Dec. 16	@ Calgary	3-2 W	13-14-6
34	Dec. 18	Minnesota	3-3 T	13-14-7
35	Dec. 23	Calgary	3-6 L	13-15-7
36	Dec. 26	@ Los Angeles	2-4 L	13-16-7
37	Dec. 28	Winnipeg	4-4 T	13-16-8
38	Dec. 31	Edmonton	1-8 L	13-17-8
39	Jan. 2	@ New Jersey	1-3 L	13-18-8
40	Jan. 4	@ Philadelphia	1-4 L	13-19-8

No	Date	Opponent	Score	Record
41	Jan. 6	@ Hartford	6-4 W	14-19-8
42	Jan. 7	@ Buffalo	5-5 T	14-19-8
43	Jan. 12	Calgary	4-6 L	14-20-9
44	Jan. 13	@ Calgary	2-5 L	14-21-9
45	Jan. 16	Winnipeg	6-4 W	15-21-9
46	Jan. 18	NY Rangers	3-3 T	15-21-10
47	Jan. 19	@ Edmonton	4-9 L	15-22-10
48	Jan. 22	Edmonton	4-3 W	16-22-10
49	Jan. 25	@ Detroit	2-6 L	16-23-10
50	Jan. 26	@ Chicago	5-1 W	17-23-10
51	Jan. 29	NY Islanders	3-5 L	17-24-10
52	Feb. 1	Montreal	3-7 L	17-25-10
53	Feb. 5	@ Toronto	4-6 L	17-26-10
54	Feb. 6	@ New Jersey	4-4 T	17-26-11
55	Feb. 9	@ Pittsburgh	6-2 W	18-26-11
56	Feb. 13	@ Boston	1-3 L	18-27-11
57	Feb. 15	@ Winnipeg	4-7 L	18-28-11
58	Feb. 18	Washington	1-2 L	18-29-11
59	Feb. 20	Los Angeles	5-2 W	19-29-11
60	Feb. 22	St. Louis	6-3 W	20-29-11
61	Feb. 24	@ Los Angeles	0-8 L	20-30-11
62	Feb. 25	Toronto	1-4 L	20-31-11
63	Feb. 27	Calgary	6-2 W	21-31-11
64	Mar. 1	@ Calgary	1-8 L	21-32-11
65	Mar. 2	@ Winnipeg	3-0 W	22-32-11
66	Mar. 5	Winnipeg	5-4 W	23-32-11
67	Mar. 6	Winnipeg	6-2 W	24-32-11
68	Mar. 8	NY Rangers	7-3 W	25-32-11
69	Mar. 12	Buffalo	8-3 W	26-32-11
70	Mar. 14	@ Minnesota	3-6 L	26-33-11
71	Mar. 16	@ Edmonton	3-4 L	26-34-11
72	Mar. 18	Quebec	7-3 W	27-34-11
73	Mar. 20	Detroit	6-3 W	28-34-11
74	Mar. 21	Pittsburgh	7-3 W	29-34-11
75	Mar. 23	@ Washington	1-1 T	29-34-12
76	Mar. 25	Chicago	3-3 T	29-34-13
77	Mar. 27	Los Angeles	8-4 W	30-34-13
78	Mar. 29	Edmonton	4-7 L	30-35-13
79	Mar. 31	@ Calgary	4-4 T	30-35-14
80	Apr. 3	@ Los Angeles	2-2 T	30-35-15

1983.84 SEASON RECORD

SMYTHE DIVISION FINISH

3rd (73 Points)

COACH

Roger Neilson,
Harry Neale

GM

Harry Neale

CAPTAIN

Stan Smyl

SCORING

Player	GP	G	A	PTS	PIM
Sundstrom	78	38	53	91	37
Tanti	79	45	41	86	50
Gradin	75	21	57	78	32
Smyl	80	24	43	67	136
Lanz	79	18	39	57	45
Rota	59	28	20	48	73
Lupul	69	17	27	44	51
Bubla	62	6	33	39	43
McNab	BOS 52	14	16	30	10
	VAN 13	1	6	7	10
Neely	56	16	15	31	57
Williams	67	15	16	31	294
Lemay	56	12	18	30	38
Halward	54	7	16	31	35
Gillis	37	9	13	22	7
Belland	44	7	13	20	24
Snepsts	79	4	16	20	152
McCarthy	47	2	14	16	61
Nill	51	9	6	15	78
Petit	44	6	9	15	53

Player	GP	G	A	PTS	PIM
Molin	42	6	7	13	4
Schliebener	51	2	10	12	48
Currie	18	3	3	6	2
Kirtton	26	2	3	5	2
Delorme	64	2	2	4	68
Lanthier	11	2	1	3	2
Lindgren	7	1	2	3	4
Butcher	28	2	0	2	34
Martin	12	0	2	2	6
Brodeur	36	0	2	2	0
Hall	4	1	0	1	6
Crawford	19	0	1	1	9
Lidster	8	0	0	0	4
Minor	9	0	0	0	0
Caprice	19	0	0	0	2
Garrett	29	0	0	0	9

Goaltender	GPI	MIN	GA	SO	AVG	W-L-T
Caprice	19	1,098	62	1	3.39	8-8-2
Brodeur	36	2,110	141	1	4.01	10-21-5
Garrett	29	1,653	113	0	4.10	14-10-2

RESULTS

No	Date	Opponent	Score	Record
1	Oct. 5	Calgary	3-5 L	0-1-0
2	Oct. 7	Minnesota	10-9 W	1-1-0
3	Oct. 9	Toronto	7-4 W	2-1-0
4	Oct. 11	@ St. Louis	2-3 L	2-2-0
5	Oct. 12	@ Chicago	1-2 L	2-3-0
6	Oct. 15	@ Montreal	4-5 L	2-4-0
7	Oct. 19	Edmonton	7-10 L	2-5-0
8	Oct. 21	New Jersey	5-4 W	3-5-0
9	Oct. 22	@ Edmonton	5-5 T	3-5-1
10	Oct. 25	St. Louis	7-1 W	4-5-1
11	Oct. 28	Hartford	5-4 W	5-5-1
12	Oct. 30	@ Calgary	3-4 L	5-6-1
13	Nov. 1	@ NY Islanders	3-6 L	5-7-1
14	Nov. 4	@ Washington	4-5 L	5-8-1
15	Nov. 5	@ Detroit	3-2 W	6-8-1
16	Nov. 9	Winnipeg	2-7 L	6-9-1
17	Nov. 11	Winnipeg	4-2 W	7-9-1
18	Nov. 13	Montreal	4-3 W	8-9-1
19	Nov. 16	@ Los Angeles	2-5 L	8-10-1
20	Nov. 18	Los Angeles	2-5 L	8-11-1
21	Nov. 20	Los Angeles	8-3 W	9-11-1
22	Nov. 23	@ Winnipeg	4-1 W	10-11-1
23	Nov. 26	Philadelphia	4-5 L	10-12-1
24	Nov. 28	@ NY Rangers	3-3 T	10-12-2
25	Nov. 30	@ Hartford	6-2 W	11-12-2
26	Dec. 1	@ Boston	1-7 L	11-13-2
27	Dec. 3	@ Toronto	5-5 T	11-13-3
28	Dec. 6	NY Islanders	2-5 L	11-14-3
29	Dec. 7	@ Edmonton	4-5 L	11-15-3
30	Dec. 10	Edmonton	3-2 W	12-15-3
31	Dec. 13	Quebec	6-2 W	13-15-3
32	Dec. 16	Calgary	5-3 W	14-15-3
33	Dec. 18	@ Buffalo	2-3 L	14-16-3
34	Dec. 20	@ Quebec	4-6 L	14-17-3
35	Dec. 21	@ Detroit	9-5 W	15-17-3
36	Dec. 26	Los Angeles	4-5 L	15-18-3
37	Dec. 28	Edmonton	2-4 L	15-19-3
38	Dec. 30	@ Calgary	1-5 L	15-20-3
39	Dec. 31	Boston	5-5 T	15-20-4
40	Jan. 3	@ Los Angeles	4-3 W	16-20-4

No	Date	Opponent	Score	Record
41	Jan. 4	@ Los Angeles	3-3 T	16-20-5
42	Jan. 7	@ Minnesota	0-2 L	16-21-5
43	Jan. 8	@ Chicago	0-2 L	16-22-5
44	Jan. 10	@ St. Louis	0-2 L	16-23-5
45	Jan. 13	Washington	4-6 L	16-24-5
46	Jan. 15	Hartford	5-0 W	17-24-5
47	Jan. 17	Buffalo	1-5 L	17-25-5
48	Jan. 18	@ Edmonton	5-7 L	17-26-5
49	Jan. 20	@ Winnipeg	6-6 T	17-26-6
50	Jan. 22	@ Winnipeg	4-6 L	17-27-6
51	Jan. 25	Edmonton	4-6 L	17-28-6
52	Jan. 27	Philadelphia	4-0 W	18-28-6
53	Jan. 29	New Jersey	3-2 W	19-28-6
54	Feb. 2	@ Los Angeles	2-4 L	19-29-6
55	Feb. 4	NY Rangers	4-5 L	19-30-6
56	Feb. 5	@ Calgary	2-4 L	19-31-6
57	Feb. 7	@ Quebec	4-2 W	20-31-6
58	Feb. 9	@ Montreal	7-6 W	21-31-6
59	Feb. 11	@ NY Islanders	4-6 L	21-32-6
60	Feb. 12	@ Philadelphia	6-5 W	22-32-6
61	Feb. 17	Pittsburgh	1-4 L	22-33-6
62	Feb. 19	Calgary	5-2 W	23-33-6
63	Feb. 21	Boston	2-5 L	23-34-6
64	Feb. 23	@ Calgary	2-3 L	23-35-6
65	Feb. 24	Los Angeles	5-3 W	24-35-6
66	Feb. 26	Toronto	4-4 T	24-35-7
67	Feb. 28	@ Washington	3-2 W	25-35-7
68	Feb. 29	@ Pittsburgh	9-5 W	26-35-7
69	Mar. 2	@ New Jersey	2-4 L	26-36-7
70	Mar. 4	@ NY Rangers	5-4 W	27-36-7
71	Mar. 7	Winnipeg	4-3 W	28-36-7
72	Mar. 9	Chicago	4-3 W	29-36-7
73	Mar. 11	@ Edmonton	2-12 L	29-37-7
74	Mar. 13	Pittsburgh	4-3 W	30-37-7
75	Mar. 17	Buffalo	2-5 L	30-38-7
76	Mar. 20	Detroit	3-6 L	30-39-7
77	Mar. 23	@ Winnipeg	4-3 W	31-39-7
78	Mar. 25	Calgary	4-4 T	31-39-8
79	Mar. 28	Winnipeg	5-1 W	32-39-8
80	Mar. 30	Minnesota	3-3 T	32-39-9

1984.85 SEASON RECORD

SMYTHE DIVISION FINISH

5th (59 Points)

COACH

Bill Laforge,
Harry Neale

GM

Harry Neale

CAPTAIN

Stan Smyl

SCORING

Player	GP	G	A	PTS	PIM
Sundstrom	71	25	43	68	46
Smyl	80	27	37	64	100
Gradin	76	22	42	64	43
Tanti	68	39	20	59	45
Lemay	74	21	31	52	68
McNab	75	23	25	48	10
Neely	72	21	18	39	137
Skriko	72	21	14	35	10
MacAdam	80	14	20	34	27
Halward	71	7	27	34	82
Petit	69	5	26	31	127
Lidster	78	6	24	30	55
Lupul	66	12	17	29	82
Daigneault	67	4	23	27	69
Kirton	62	17	5	22	21
Lanz	57	2	17	19	69
Bubla	56	2	15	17	54
Gillis	37	5	11	16	23
Butcher	75	3	9	12	152

Player	GP	G	A	PTS	PIM
Lanthier	27	6	4	10	13
Belland	13	0	6	6	6
Hall	7	1	4	5	19
Delorme	31	1	2	3	51
Stevens	6	0	3	3	6
Caprice	28	0	2	2	0
Martin	12	0	1	1	39
Brodeur	51	0	1	1	4
Crawford	1	0	0	0	4
Holloway	2	0	0	0	0
Morrison	8	0	0	0	0
Coxe	9	0	0	0	49
Garrett	10	0	0	0	14
Schliebener	11	0	0	0	16

Goaltender	GPI	MIN	GA	SO	AVG	W-L-T
Brodeur	51	2,930	228	0	4.67	16-27-6
Caprice	28	1,523	122	0	4.81	8-14-3
Garrett	10	407	44	0	6.49	1-5-0

RESULTS

No	Date	Opponent	Score	Record
1	Oct. 11	Quebec	2-5 L	0-1-0
2	Oct. 13	@ Los Angeles	6-5 W	1-1-0
3	Oct. 14	Calgary	5-7 L	1-2-0
4	Oct. 17	@ Pittsburgh	3-4 L	1-3-0
5	Oct. 18	@ Philadelphia	2-13 L	1-4-0
6	Oct. 20	@ Hartford	2-3 L	1-5-0
7	Oct. 23	@ NY Islanders	5-6 L	1-6-0
8	Oct. 24	@ Chicago	3-9 L	1-7-0
9	Oct. 28	Washington	2-5 L	1-8-0
10	Oct. 30	@ Edmonton	0-7 L	1-9-0
11	Oct. 31	Los Angeles	3-10 L	1-10-0
12	Nov. 3	Chicago	6-4 W	2-10-0
13	Nov. 7	@ Toronto	4-4 T	2-10-1
14	Nov. 9	@ Winnipeg	5-7 L	2-11-1
15	Nov. 10	@ Minnesota	5-5 T	2-11-2
16	Nov. 12	Montreal	3-5 L	2-12-2
17	Nov. 14	Detroit	3-2 W	3-12-2
18	Nov. 16	Pittsburgh	7-6 W	4-12-2
19	Nov. 17	@ Edmonton	0-7 L	4-13-2
20	Nov. 20	St. Louis	1-5 L	4-14-2
21	Nov. 21	@ Calgary	4-6 L	4-15-2
22	Nov. 23	Winnipeg	1-5 L	4-16-2
23	Nov. 25	Calgary	2-4 L	4-17-2
24	Nov. 27	St. Louis	1-6 L	4-18-2
25	Nov. 29	@ Los Angeles	1-12 L	4-19-2
26	Dec. 1	@ Los Angeles	3-6 L	4-20-2
27	Dec. 3	NY Islanders	4-5 L	4-21-2
28	Dec. 8	Edmonton	3-2 W	5-21-2
29	Dec. 11	@ Quebec	4-3 W	6-21-2
30	Dec. 13	@ Montreal	5-4 W	7-21-2
31	Dec. 15	@ Boston	1-2 L	7-22-2
32	Dec. 16	@ Buffalo	2-2 T	7-22-3
33	Dec. 20	@ Calgary	1-9 L	7-23-3
34	Dec. 21	@ Edmonton	3-1 W	8-23-3
35	Dec. 23	Calgary	4-5 L	8-24-3
36	Dec. 26	Los Angeles	3-3 T	8-24-4
37	Dec. 28	Philadelphia	4-7 L	8-25-4
38	Dec. 30	Edmonton	7-7 T	8-25-5
39	Jan. 2	@ NY Rangers	0-6 L	8-26-5
40	Jan. 3	@ New Jersey	6-4 W	9-26-5

No	Date	Opponent	Score	Record
41	Jan. 5	@ Toronto	4-1 W	10-26-5
42	Jan. 8	@ Philadelphia	3-5 L	10-27-5
43	Jan. 9	@ Pittsburgh	4-7 L	10-28-5
44	Jan. 13	Toronto	3-5 L	10-29-5
45	Jan. 15	NY Islanders	6-5 W	11-29-5
46	Jan. 18	Edmonton	4-4 T	11-29-6
47	Jan. 19	@ Edmonton	5-7 L	11-30-6
48	Jan. 21	Calgary	3-3 T	11-30-7
49	Jan. 23	Winnipeg	4-6 L	11-31-7
50	Jan. 25	Winnipeg	7-4 W	12-31-7
51	Jan. 26	@ Calgary	2-6 L	12-32-7
52	Jan. 30	Montreal	5-4 W	13-32-7
53	Feb. 1	Hartford	4-3 W	14-32-7
54	Feb. 3	NY Rangers	4-1 W	15-32-7
55	Feb. 6	@ St. Louis	0-4 L	15-33-7
56	Feb. 8	@ Winnipeg	5-5 T	15-33-8
57	Feb. 10	@ Winnipeg	5-3 W	16-33-8
58	Feb. 16	Boston	3-2 W	17-33-8
59	Feb. 19	New Jersey	7-5 W	18-33-8
60	Feb. 21	Washington	2-6 L	18-34-8
61	Feb. 23	Quebec	5-7 L	18-35-8
62	Feb. 26	@ Washington	2-3 L	18-36-8
63	Feb. 27	@ Detroit	5-11 L	18-37-8
64	Mar. 2	@ Boston	0-5 L	18-38-8
65	Mar. 3	@ Hartford	7-6 W	19-38-8
66	Mar. 6	NY Rangers	3-6 L	19-39-8
67	Mar. 8	Los Angeles	4-3 W	20-39-8
68	Mar. 10	Edmonton	6-3 W	21-39-8
69	Mar. 13	Buffalo	6-4 W	22-39-8
70	Mar. 15	Detroit	5-6 L	22-40-8
71	Mar. 17	Chicago	4-6 L	22-41-8
72	Mar. 20	@ Buffalo	5-4 W	23-41-8
73	Mar. 21	@ New Jersey	3-2 W	24-41-8
74	Mar. 23	@ Winnipeg	4-6 L	24-42-8
75	Mar. 25	@ Minnesota	3-5 L	24-43-8
76	Mar. 27	Winnipeg	3-5 L	24-44-8
77	Mar. 31	Minnesota	3-2 W	25-44-8
78	Apr. 3	@ Calgary	3-5 L	25-45-8
79	Apr. 5	Los Angeles	3-4 L	25-46-8
80	Apr. 6	@ Los Angeles	4-4 T	25-46-9

1985.86 SEASON RECORD

SMYTHE DIVISION FINISH

4th (59 Points)

COACH

Tom Watt

GM

Jack Gordon

CAPTAIN

Stan Smyl

SCORING

Player	GP	G	A	PTS	PIM
Skriko	80	38	40	78	34
Tanti	77	39	33	72	85
Sundstrom	79	18	48	66	28
Smyl	73	27	35	62	144
Lanz	75	15	38	53	73
Gradin	71	14	27	41	34
Neely	73	14	20	34	126
Halward	70	8	25	33	111
Lemay	48	16	15	31	92
Peterson	77	8	23	31	94
Tambellini	48	15	15	30	12
Bubla	43	6	24	30	30
Lidster	78	12	16	28	56
Daigneault	64	5	23	28	45
Crawford	54	11	14	25	92
Lowry	73	10	8	18	143

Player	GP	G	A	PTS	PIM
Lanthier	62	7	10	17	12
Hall	19	5	5	10	6
Coxe	57	3	5	8	176
Petit	32	1	6	7	27
Lupul	19	4	1	5	12
Sandlak	23	1	3	4	10
Belland	7	1	2	3	4
Cochrane	49	0	3	3	125
Brodeur	64	0	2	2	16
Caprice	7	0	1	1	0
Bruce	12	0	1	1	14
Dunbar	1	0	0	0	2
Young	22	0	0	0	0

Goaltender	GPI	MIN	GA	SO	AVG	W-L-T
Young	22	1,023	61	0	3.58	4-9-3
Brodeur	64	3,541	240	2	4.07	19-31-8
Caprice	7	308	28	0	5.45	0-4-2

RESULTS

No	Date	Opponent	Score	Record
1	Oct. 10	@ Los Angeles	6-5 W	1-0-0
2	Oct. 12	St. Louis	3-4 L	1-1-0
3	Oct. 14	NY Islanders	4-2 W	2-1-0
4	Oct. 16	Boston	3-3 T	2-1-1
5	Oct. 18	Los Angeles	5-4 W	3-1-1
6	Oct. 20	@ NY Rangers	3-4 L	3-2-1
7	Oct. 22	@ NY Islanders	2-2 T	3-2-2
8	Oct. 23	@ Detroit	5-0 W	4-2-2
9	Oct. 25	@ Buffalo	4-5 L	4-3-2
10	Oct. 27	@ Philadelphia	4-7 L	4-4-2
11	Oct. 30	Toronto	5-3 W	5-4-2
12	Nov. 2	Buffalo	6-2 W	6-4-2
13	Nov. 5	Edmonton	4-6 L	6-5-2
14	Nov. 8	@ Edmonton	0-13 L	6-6-2
15	Nov. 9	@ Winnipeg	7-2 W	7-6-2
16	Nov. 11	Detroit	5-0 W	8-6-2
17	Nov. 13	Pittsburgh	3-6 L	8-7-2
18	Nov. 15	@ Washington	3-5 L	8-8-2
19	Nov. 16	@ St. Louis	5-6 L	8-9-2
20	Nov. 19	@ Detroit	7-5 W	9-9-2
21	Nov. 20	@ Chicago	0-2 L	9-10-2
22	Nov. 22	New Jersey	5-6 L	9-11-2
23	Nov. 26	Chicago	3-5 L	9-12-2
24	Nov. 27	@ Edmonton	5-5 T	9-12-3
25	Nov. 29	Hartford	4-5 L	9-13-3
26	Dec. 2	@ Montreal	0-7 L	9-14-3
27	Dec. 4	@ Quebec	4-5 L	9-15-3
28	Dec. 6	@ New Jersey	1-4 L	9-16-3
29	Dec. 7	@ Washington	1-2 L	9-17-3
30	Dec. 11	Winnipeg	3-6 L	9-18-3
31	Dec. 14	Calgary	4-3 W	10-18-3
32	Dec. 15	@ Edmonton	3-5 L	10-19-3
33	Dec. 17	Washington	4-4 T	10-19-4
34	Dec. 20	Toronto	5-3 W	11-19-4
35	Dec. 21	@ Los Angeles	6-2 W	12-19-4
36	Dec. 23	Winnipeg	5-3 W	13-19-4
37	Dec. 27	Philadelphia	1-6 L	13-20-4
38	Dec. 29	Edmonton	3-5 L	13-21-4
39	Jan. 2	@ Minnesota	2-3 L	13-22-4
40	Jan. 5	@ Winnipeg	0-4 L	13-23-4

No	Date	Opponent	Score	Record
41	Jan. 7	@ Winnipeg	2-2 T	13-23-5
42	Jan. 9	@ Calgary	4-5 L	13-24-5
43	Jan. 10	Hartford	3-4 L	13-25-5
44	Jan. 14	NY Rangers	1-2 L	13-26-5
45	Jan. 17	Los Angeles	7-9 L	13-27-5
46	Jan. 18	@ Los Angeles	4-4 T	13-27-6
47	Jan. 21	New Jersey	5-3 W	14-27-6
48	Jan. 24	Pittsburgh	4-3 W	15-27-6
49	Jan. 29	Calgary	4-4 T	15-27-7
50	Jan. 31	Minnesota	10-5 W	16-27-7
51	Feb. 7	Winnipeg	5-2 W	17-27-7
52	Feb. 9	Winnipeg	3-3 T	17-27-8
53	Feb. 11	@ NY Islanders	0-1 L	17-28-8
54	Feb. 12	@ NY Rangers	2-5 L	17-29-8
55	Feb. 15	@ Pittsburgh	4-9 L	17-30-8
56	Feb. 16	@ Toronto	4-4 T	17-30-9
57	Feb. 18	@ Hartford	4-5 L	17-31-9
58	Feb. 21	Calgary	0-4 L	17-32-9
59	Feb. 23	Boston	1-6 L	17-33-9
60	Feb. 26	Montreal	2-4 L	17-34-9
61	Feb. 28	Philadelphia	3-1 W	18-34-9
62	Mar. 1	@ Calgary	2-3 L	18-35-9
63	Mar. 4	Edmonton	2-6 L	18-36-9
64	Mar. 6	Los Angeles	5-5 T	18-36-10
65	Mar. 8	@ St. Louis	3-7 L	18-37-10
66	Mar. 11	@ Quebec	1-1 T	18-37-11
67	Mar. 12	@ Montreal	2-3 L	18-38-11
68	Mar. 15	@ Boston	1-1 T	18-38-12
69	Mar. 16	@ Chicago	4-5 L	18-39-12
70	Mar. 19	Buffalo	3-4 L	18-40-12
71	Mar. 21	@ Calgary	5-5 T	18-40-13
72	Mar. 22	Minnesota	6-2 W	19-40-13
73	Mar. 24	@ Winnipeg	4-8 L	19-41-13
74	Mar. 26	Quebec	7-6 W	20-41-13
75	Mar. 28	Los Angeles	2-1 W	21-41-13
76	Mar. 30	Calgary	4-2 W	22-41-13
77	Apr. 1	@ Calgary	5-6 L	22-42-13
78	Apr. 2	@ Edmonton	4-8 L	22-43-13
79	Apr. 5	@ Los Angeles	5-3 W	23-43-13
80	Apr. 6	Edmonton	2-3 L	23-44-13

1986.87 SEASON RECORD

SMYTHE DIVISION FINISH

5th (66 Points)

COACH

Tom Watt

GM

Jack Gordon

CAPTAIN

Stan Smyl

SCORING

Player	GP	G	A	PTS	PIM	Player	GP	G	A	PTS	PIM	
Tanti	77	41	38	79	84	Maxwell	30	1	7	8	28	
Pederson	79	24	52	76	50	Lanz	17	1	6	7	10	
Skriko	76	33	41	74	44	Crawford	21	0	3	3	67	
Sundstrom	72	29	42	71	40	Halward	10	0	3	3	34	
Lidster	80	12	51	63	40	Kulak	28	1	1	2	38	
Smyl	66	20	23	43	84	LeBlanc	2	1	0	1	0	
Sutter	74	20	22	42	113	Coxe	15	1	0	1	31	
Tambellini	72	16	20	36	14	Young	8	0	1	1	0	
Sandlak	78	15	21	36	66	Levie	9	0	1	1	13	
Lemay	52	9	17	26	128	Bartel	40	0	1	1	14	
Summanen	EDM 48	10	7	17	15	Gamble	1	0	0	0	0	
	VAN 10	4	4	8	0	Agnew	4	0	0	0	0	
Petit	69	12	13	25	131	Hall	4	0	0	0	0	
Hodgson	43	9	13	22	25	Cochrane	14	0	0	0	52	
Peterson	69	7	15	22	77	Caprice	25	0	0	0	9	
Butcher	70	5	15	20	207	Brodeur	53	0	0	0	2	
Lowry	70	8	10	18	176							
Richter	78	2	15	17	172	Goaltender	GPI	MIN	GA	SO	AVG	W-L-T
Bruce	50	9	7	16	109	Brodeur	53	2,972	178	1	3.59	20-25-5
Benning	TOR 5	0	0	0	4	Caprice	25	1,390	89	0	3.84	8-11-2
	VAN 54	2	11	13	40	Gamble	1	60	4	0	4.00	0-1-0
						Young	8	420	35	0	5.00	1-6-1

RESULTS

No	Date	Opponent	Score	Record	No	Date	Opponent	Score	Record
1	Oct. 11	St. Louis	4-3 W	1-0-0	41	Jan. 7	@ Montreal	3-2 W	12-24-4
2	Oct. 13	Quebec	1-7 L	1-1-0	42	Jan. 10	@ New Jersey	2-2 T	12-25-5
3	Oct. 15	@ New Jersey	2-3 L	1-2-0	43	Jan. 11	@ NY Rangers	3-8 L	12-26-5
4	Oct. 16	@ Philadelphia	2-6 L	1-3-0	44	Jan. 14	@ Los Angeles	0-4 L	12-27-5
5	Oct. 18	@ Minnesota	1-4 L	1-4-0	45	Jan. 16	Calgary	9-5 W	13-27-5
6	Oct. 22	Boston	5-1 W	2-4-0	46	Jan. 17	@ Calgary	4-3 W	14-27-5
7	Oct. 24	Chicago	2-2 T	2-4-1	47	Jan. 19	@ Winnipeg	4-5 L	14-28-5
8	Oct. 26	@ Edmonton	2-3 L	2-5-1	48	Jan. 21	NY Rangers	5-3 W	15-28-5
9	Oct. 28	Washington	2-5 L	2-6-1	49	Jan. 23	Pittsburgh	0-6 L	15-29-5
10	Oct. 31	Edmonton	2-6 L	2-7-1	50	Jan. 27	Edmonton	4-4 T	15-29-6
11	Nov. 2	Montreal	3-5 L	2-8-1	51	Jan. 28	@ Edmonton	3-7 L	15-30-6
12	Nov. 4	@ Pittsburgh	2-2 T	2-8-2	52	Jan. 30	New Jersey	3-4 L	15-31-6
13	Nov. 5	@ Washington	2-3 L	2-9-2	53	Feb. 1	Minnesota	3-4 L	15-32-6
14	Nov. 7	@ Buffalo	7-6 W	3-9-2	54	Feb. 3	@ Calgary	4-2 W	16-32-6
15	Nov. 8	@ Toronto	5-3 W	4-9-2	55	Feb. 4	NY Islanders	4-1 W	17-32-6
16	Nov. 11	@ Calgary	3-5 L	4-10-2	56	Feb. 6	St. Louis	2-2 T	17-32-7
17	Nov. 12	Hartford	3-4 L	4-11-2	57	Feb. 8	Calgary	2-3 L	17-33-7
18	Nov. 14	Winnipeg	2-3 L	4-12-2	58	Feb. 14	@ Pittsburgh	3-3 T	17-33-8
19	Nov. 18	Calgary	5-0 W	5-12-2	59	Feb. 17	@ St. Louis	4-3 W	18-33-8
20	Nov. 21	NY Rangers	5-8 L	5-13-2	60	Feb. 18	@ Minnesota	3-7 L	18-34-8
21	Nov. 22	@ Edmonton	2-5 L	5-14-2	61	Feb. 20	Washington	3-6 L	18-35-8
22	Nov. 25	Los Angeles	11-5 W	6-14-2	62	Feb. 22	Toronto	3-2 W	19-35-8
23	Nov. 26	@ Los Angeles	5-3 W	7-14-2	63	Feb. 24	@ Calgary	0-2 L	19-36-8
24	Nov. 29	Winnipeg	3-6 L	7-15-2	64	Feb. 26	@ Detroit	4-5 L	19-37-8
25	Dec. 2	Chicago	2-4 L	7-16-2	65	Feb. 28	@ Toronto	6-8 L	19-38-8
26	Dec. 5	NY Islanders	3-4 L	7-17-2	66	Mar. 1	@ Buffalo	4-2 W	20-38-8
27	Dec. 7	@ Winnipeg	3-1 W	8-17-2	67	Mar. 4	Edmonton	5-8 L	20-39-8
28	Dec. 9	@ Philadelphia	3-6 L	8-18-2	68	Mar. 6	Montreal	4-1 W	21-39-8
29	Dec. 11	@ Boston	2-4 L	8-19-2	69	Mar. 8	@ Los Angeles	2-5 L	21-40-8
30	Dec. 13	@ Hartford	2-2 T	8-19-3	70	Mar. 10	Detroit	7-4 W	22-40-8
31	Dec. 14	@ Chicago	7-3 W	9-19-3	71	Mar. 13	Buffalo	6-4 W	23-40-8
32	Dec. 17	Detroit	4-5 L	9-20-3	72	Mar. 17	Quebec	4-2 W	24-40-8
33	Dec. 19	@ Edmonton	2-4 L	9-21-3	73	Mar. 20	Winnipeg	6-5 OTW	25-40-8
34	Dec. 20	Calgary	3-5 L	9-22-3	74	Mar. 22	@ Winnipeg	2-3 L	25-41-8
35	Dec. 23	Los Angeles	6-4 W	10-22-3	75	Mar. 26	@ NY Islanders	5-2 W	26-41-8
36	Dec. 27	Philadelphia	4-2 W	11-22-3	76	Mar. 28	@ Boston	1-2 L	26-42-8
37	Dec. 30	Edmonton	3-7 L	11-23-3	77	Mar. 29	@ Hartford	4-7 L	26-43-8
38	Jan. 2	Los Angeles	3-3 T	11-23-4	78	Apr. 1	@ Los Angeles	8-3 W	27-43-8
39	Jan. 4	@ Winnipeg	2-4 L	11-24-4	79	Apr. 3	Winnipeg	6-4 W	28-43-8
40	Jan. 6	@ Quebec	2-3 L	11-25-4	80	Apr. 5	Los Angeles	5-2 W	29-43-8

1987.88 SEASON RECORD

SMYTHE DIVISION FINISH

5th (59 Points)

COACH

Bob McCammon

GM

Pat Quinn

CAPTAIN

Stan Smyl

SCORING

Player	GP	G	A	PTS	PIM
Tanti	73	40	37	77	90
Adams	80	36	40	76	30
Pederson	76	19	52	71	92
Skriko	73	30	34	64	32
Smyl	57	12	25	37	110
Lidster	64	4	32	36	105
Benning	77	7	26	33	58
Sandlak	49	16	15	31	81
Sutter	80	15	15	30	165
Wickenheiser	80	7	19	26	36
Boyd	60	7	16	23	64
Butcher	80	6	17	23	285
LeBlanc	41	12	10	22	18
Tambellini	41	11	10	21	8
Saunders	56	7	13	20	10
Coxe	64	5	12	17	186
Lawless	HFD 27	4	5	9	16
	PHI 8	0	5	5	0
	VAN 13	0	1	1	0
Huber	35	4	10	14	40
Kidd	19	4	7	11	25
Bruce	28	7	3	10	57
Hodgson	8	3	7	10	57
Stanley	57	2	7	9	151

Player	GP	G	A	PTS	PIM
Bradley	11	3	5	8	6
Richter	49	2	4	6	224
Melnyk	NYR 14	0	1	1	34
	VAN 49	2	3	5	73
Summanen	9	2	3	5	2
Berry	14	2	3	5	6
Lowry	22	1	3	4	38
Petit	10	0	3	3	35
Woodley	5	2	0	2	17
Bakovic	10	2	0	2	48
Lanthier	5	1	1	2	2
Vilgrain	6	1	1	2	0
McLean	41	0	2	2	8
Agnew	10	0	1	1	16
Caprice	22	0	0	0	6
MacDonald	1	0	0	0	0
Murphy	5	0	0	0	2
Rohlicek	7	0	0	0	4
Stern	15	0	0	0	52
Weeks	9	0	0	0	0

Goaltender	GPI	MIN	GA	SO	AVG	W-L-T
Weeks	9	550	31	0	3.38	4-3-2
McLean	41	2,380	147	1	3.71	11-27-3
Caprice	22	1,250	87	0	4.18	7-10-2
Brodeur	11	670	49	0	4.39	3-6-2

RESULTS

No	Date	Opponent	Score	Record
1	Oct. 8	St. Louis	8-2 W	1-0-0
2	Oct. 10	NY Islanders	1-7 L	1-1-0
3	Oct. 12	Detroit	2-3 L	1-2-0
4	Oct. 18	@ Los Angeles	4-2 W	2-2-0
5	Oct. 21	Boston	4-5 L	2-3-0
6	Oct. 23	Edmonton	4-5 OT L	2-4-0
7	Oct. 24	@ Edmonton	5-9 L	2-5-0
8	Oct. 27	Washington	2-3 L	2-6-0
9	Oct. 30	Calgary	3-3 T	2-6-1
10	Nov. 1	@ Winnipeg	3-7 L	2-7-1
11	Nov. 3	@ Washington	2-3 L	2-8-1
12	Nov. 5	@ Philadelphia	4-3 W	3-8-1
13	Nov. 7	@ Minnesota	4-1 W	4-8-1
14	Nov. 8	@ Winnipeg	1-3 L	4-9-1
15	Nov. 11	Buffalo	4-4 T	4-9-2
16	Nov. 13	Quebec	6-4 W	5-9-2
17	Nov. 15	@ Calgary	4-8 L	5-10-2
18	Nov. 17	Pittsburgh	6-4 W	6-10-2
19	Nov. 19	@ Detroit	4-1 W	7-10-2
20	Nov. 21	@ St. Louis	1-4 L	7-11-2
21	Nov. 22	@ Chicago	2-3 L	7-12-2
22	Nov. 25	Calgary	2-4 L	7-13-2
23	Nov. 27	New Jersey	4-2 W	8-13-2
24	Dec. 1	@ Quebec	3-1 W	9-13-2
25	Dec. 2	@ Montreal	3-3 T	9-13-3
26	Dec. 5	@ Pittsburgh	3-6 L	9-14-3
27	Dec. 6	@ Buffalo	5-1 W	10-14-3
28	Dec. 8	Minnesota	2-3 L	10-15-3
29	Dec. 11	@ Edmonton	1-2 L	10-16-3
30	Dec. 12	Edmonton	3-6 L	10-17-3
31	Dec. 15	@ Hartford	2-2 T	10-17-4
32	Dec. 17	@ Boston	2-3 OT L	10-18-4
33	Dec. 20	Hartford	3-3 T	10-18-5
34	Dec. 23	Los Angeles	5-1 W	11-18-5
35	Dec. 26	@ Los Angeles	2-3 L	11-19-5
36	Dec. 28	@ Edmonton	3-7 L	11-20-5
37	Dec. 29	Montreal	1-4 L	11-21-5
38	Dec. 31	Winnipeg	2-1 W	12-21-5
39	Jan. 2	Philadelphia	1-4 L	12-22-5
40	Jan. 4	@ Toronto	7-7 T	12-22-6

No	Date	Opponent	Score	Record
41	Jan. 6	@ NY Rangers	2-4 L	12-23-6
42	Jan. 7	@ New Jersey	6-3 W	13-23-6
43	Jan. 9	@ Quebec	3-2 W	14-23-6
44	Jan. 12	Winnipeg	3-5 L	14-24-6
45	Jan. 13	Winnipeg	8-2 W	15-24-6
46	Jan. 15	Calgary	4-4 T	15-24-7
47	Jan. 17	@ Winnipeg	6-5 W	16-24-7
48	Jan. 19	@ Calgary	5-7 L	16-25-7
49	Jan. 22	NY Rangers	3-6 L	16-26-7
50	Jan. 24	@ Chicago	1-3 L	16-27-7
51	Jan. 26	@ St. Louis	6-7 L	16-28-7
52	Jan. 29	Hartford	2-4 L	16-29-7
53	Jan. 30	@ Calgary	3-4 L	16-30-7
54	Feb. 2	Los Angeles	5-2 W	17-30-7
55	Feb. 3	@ Los Angeles	2-7 L	17-31-7
56	Feb. 5	New Jersey	5-1 W	18-31-7
57	Feb. 11	Edmonton	2-7 L	18-32-7
58	Feb. 13	Boston	6-5 W	19-32-7
59	Feb. 14	@ Edmonton	6-7 L	19-33-7
60	Feb. 17	Pittsburgh	5-0 W	20-33-7
61	Feb. 19	Toronto	0-5 L	20-34-7
62	Feb. 21	@ NY Rangers	6-4 W	21-34-7
63	Feb. 23	@ NY Islanders	1-6 L	21-35-7
64	Feb. 24	@ Montreal	4-5 L	21-36-7
65	Feb. 26	Calgary	3-5 L	21-37-7
66	Feb. 28	Los Angeles	0-2 L	21-38-7
67	Mar. 1	Philadelphia	3-7 L	21-39-7
68	Mar. 3	@ Winnipeg	3-4 L	21-40-7
69	Mar. 6	@ Washington	2-7 L	21-41-7
70	Mar. 8	@ NY Islanders	4-7 L	21-42-7
71	Mar. 10	@ Detroit	2-5 L	21-43-7
72	Mar. 12	Edmonton	3-3 T	21-43-8
73	Mar. 13	Buffalo	5-7 L	21-44-8
74	Mar. 16	@ Los Angeles	3-3 T	21-44-9
75	Mar. 18	Los Angeles	5-3 W	22-44-9
76	Mar. 22	Toronto	5-3 W	23-44-9
77	Mar. 25	Chicago	3-2 W	24-44-9
78	Mar. 26	@ Calgary	1-6 L	24-45-9
79	Mar. 29	Winnipeg	2-3 L	24-46-9
80	Apr. 1	Minnesota	6-1 W	25-46-9

1988.89 SEASON RECORD

SMYTHE DIVISION FINISH

4th (74 Points)

COACH

Bob McCammon

GM

Pat Quinn

CAPTAIN

Stan Smyl

SCORING

Player	GP	G	A	PTS	PIM
Skriko	74	30	36	66	57
Linden	80	30	29	59	41
Reinhart	64	7	50	57	44
Tanti	77	24	25	49	69
Bradley	71	18	27	45	42
Pederson	62	15	26	41	22
Nordmark	80	6	35	41	97
Sandlak	72	20	20	40	99
Bozek	71	17	18	35	64
Adams	61	19	14	33	24
Sutter	75	17	15	32	122
Smyl	75	7	18	25	102
Lidster	63	5	17	22	78
Butcher	78	0	20	20	227
Hodgson	23	4	13	17	25
Adams	EDM 49	4	5	9	82
	VAN 12	4	2	6	35
Bruce	53	7	7	14	65
Melnyk	74	3	11	14	82
Benning	65	3	9	12	48
Smith	EDM 19	1	1	2	9
	VAN 10	3	4	7	4

Player	GP	G	A	PTS	PIM
Snepsts	59	0	8	8	69
Bridgman	15	4	3	7	10
Charbonneau	9	1	3	4	6
	VAN 13	0	1	1	6
Stanley	20	3	1	4	14
Guy	45	2	2	4	34
Berry	13	2	1	3	5
Stern	17	1	0	1	49
Boyd	2	0	1	1	0
Murphy	8	0	1	1	2
McLean	42	0	1	1	6
Kidd	1	0	0	0	0
Mazur	1	0	0	0	0
Rohlicek	2	0	0	0	4
Hawkins	4	0	0	0	9
Gamble	5	0	0	0	0
Weeks	35	0	0	0	4

Goaltender	GPI	MIN	GA	SO	AVG	W-L-T
Gamble	5	302	12	0	2.38	2-3-0
McLean	42	2,477	127	4	3.08	20-17-3
Weeks	35	2,058	102	0	3.08	11-19-5

RESULTS

No	Date	Opponent	Score	Record
1	Oct. 6	Winnipeg	2-2 T	0-0-1
2	Oct. 8	Detroit	3-3 T	0-0-2
3	Oct. 10	NY Islanders	2-3 L	0-1-2
4	Oct. 12	@ Edmonton	6-2 W	1-1-2
5	Oct. 14	@ Winnipeg	3-4 OT L	1-2-2
6	Oct. 16	@ NY Rangers	2-3 L	1-3-2
7	Oct. 18	@ NY Islanders	2-3 L	1-4-2
8	Oct. 19	@ New Jersey	4-0 W	2-4-2
9	Oct. 23	Edmonton	6-5 W	3-4-2
10	Oct. 25	Washington	3-4 OT L	3-5-2
11	Oct. 28	Chicago	5-2 W	4-5-2
12	Oct. 30	Calgary	2-1 W	5-5-2
13	Nov. 1	@ Pittsburgh	3-5 L	5-6-2
14	Nov. 3	@ Philadelphia	5-2 W	6-6-2
15	Nov. 5	@ Hartford	3-2 OT W	7-6-2
16	Nov. 6	@ Boston	2-4 L	7-7-2
17	Nov. 9	Hartford	1-1 T	7-7-3
18	Nov. 11	Montreal	1-3 L	7-8-3
19	Nov. 13	Pittsburgh	2-4 L	7-9-3
20	Nov. 15	@ Los Angeles	4-6 L	7-10-3
21	Nov. 17	@ Minnesota	6-7 L	7-11-3
22	Nov. 19	@ St. Louis	3-2 W	8-11-3
23	Nov. 20	@ Chicago	7-4 W	9-11-3
24	Nov. 22	Buffalo	4-2 W	10-11-3
25	Nov. 25	New Jersey	2-2 T	10-11-4
26	Nov. 27	Los Angeles	5-2 W	11-11-4
27	Nov. 29	@ Calgary	3-3 T	11-11-5
28	Nov. 30	@ Edmonton	2-4 L	11-12-5
29	Dec. 2	@ Winnipeg	3-6 L	11-13-5
30	Dec. 6	NY Rangers	3-5 L	11-14-5
31	Dec. 9	Quebec	2-4 L	11-15-5
32	Dec. 11	Winnipeg	8-6 W	12-15-5
33	Dec. 15	@ Calgary	0-2 L	12-16-5
34	Dec. 16	Calgary	3-5 L	12-17-5
35	Dec. 19	Minnesota	5-1 W	13-17-5
36	Dec. 21	@ Edmonton	2-1 W	14-17-5
37	Dec. 23	Los Angeles	2-5 L	14-18-5
38	Dec. 26	Calgary	2-3 OT L	14-19-5
39	Dec. 29	@ Los Angeles	6-3 W	15-19-5
40	Jan. 1	Montreal	0-4 L	15-20-5

No	Date	Opponent	Score	Record
41	Jan. 4	@ Winnipeg	2-4 L	15-21-5
42	Jan. 6	@ Detroit	2-2 T	15-21-6
43	Jan. 7	@ Pittsburgh	7-5 W	16-21-6
44	Jan. 9	@ Toronto	0-3 L	16-22-6
45	Jan. 13	Winnipeg	1-3 L	16-23-6
46	Jan. 15	St. Louis	2-1 W	17-23-6
47	Jan. 17	Philadelphia	5-3 W	18-23-6
48	Jan. 21	NY Rangers	4-5 OT L	18-24-6
49	Jan. 24	Chicago	2-4 L	18-25-6
50	Jan. 26	@ Los Angeles	6-2 W	19-25-6
51	Jan. 29	Calgary	4-4 T	19-25-7
52	Jan. 31	Edmonton	6-2 W	20-25-7
53	Feb. 1	@ Edmonton	3-4 L	20-26-7
54	Feb. 4	@ Calgary	2-5 L	20-27-7
55	Feb. 5	@ Calgary	4-5 L	20-28-7
56	Feb. 9	@ Minnesota	2-4 L	20-29-7
57	Feb. 10	@ Buffalo	5-3 W	21-29-7
58	Feb. 12	@ Philadelphia	3-2 W	22-29-7
59	Feb. 14	Boston	5-2 W	23-29-7
60	Feb. 16	Quebec	3-2 W	24-29-7
61	Feb. 19	Washington	3-2 W	25-29-7
62	Feb. 21	St. Louis	2-0 W	26-29-7
63	Feb. 23	Toronto	2-1 OT W	27-29-7
64	Feb. 26	@ Montreal	2-5 L	27-30-7
65	Feb. 28	@ Quebec	3-2 W	28-30-7
66	Mar. 2	@ Hartford	1-2 L	28-31-7
67	Mar. 4	@ Boston	4-6 L	28-32-7
68	Mar. 5	@ Washington	0-3 L	28-33-7
69	Mar. 8	Winnipeg	3-0 W	29-33-7
70	Mar. 10	Los Angeles	4-2 W	30-33-7
71	Mar. 14	Detroit	2-2 T	30-33-8
72	Mar. 16	Edmonton	3-0 W	31-33-8
73	Mar. 18	NY Islanders	2-1 W	32-33-8
74	Mar. 20	@ New Jersey	1-3 L	32-34-8
75	Mar. 22	@ Toronto	3-5 L	32-35-8
76	Mar. 24	@ Buffalo	2-5 L	32-36-8
77	Mar. 26	@ Winnipeg	7-3 W	33-36-8
78	Mar. 29	Edmonton	2-5 L	33-37-8
79	Apr. 1	@ Los Angeles	4-6 L	33-38-8
80	Apr. 2	Los Angeles	4-5 L	33-39-8

1989.90 SEASON RECORD

SMYTHE DIVISION FINISH

5th (64 Points)

COACH

Bob McCammon

GM

Pat Quinn

CAPTAIN

Stan Smyl

SCORING

Player	GP	G	A	PTS	PIM	Player	GP	G	A	PTS	PIM
Quinn	PIT 41	9	20	29	22	Penderson	16	2	7	9	10
	VAN 37	16	18	34	27	Capuano	PIT 6	0	0	0	2
Reinhart	67	17	40	57	30		VAN 27	3	5	8	10
Linden	73	21	30	51	43	Smith	30	3	4	7	72
Adams	65	30	20	50	18	Guy	30	2	5	7	32
Bradley	67	19	29	48	65	Plavsic	STL 4	0	1	1	2
Skriko	77	15	33	48	36		VAN 11	3	2	5	8
Larionov	74	17	27	44	20	Stern	34	2	3	5	208
Lidster	80	8	28	36	36	Snepsts	39	1	3	4	26
Krutov	61	11	23	34	20	Coxe	25	1	4	5	66
Tanti	41	14	18	32	50	McLean	63	0	3	3	6
Lumme	MTL 54	1	19	20	41	Buskas	17	0	3	3	36
	VAN 11	3	7	10	8	Murphy	12	1	1	2	0
Sandlak	70	15	8	23	104	Stanley	23	1	1	2	27
Bozek	58	14	9	23	32	Melnyk	67	0	2	2	91
McBain	PIT 41	5	9	14	51	Lenardon	8	1	0	1	4
	VAN 26	4	5	9	22	Hawkins	4	0	0	0	6
	67	9	14	23	73	Mazur	5	0	0	0	4
Butcher	80	6	14	20	205	Agnew	7	0	0	0	36
Sutter	62	9	9	18	133	Weeks	21	0	0	0	0
Smyl	47	1	15	16	71						
Nordmark	44	2	11	13	34						
Benning	45	3	9	12	26						

Goaltender	GPI	MIN	GA	SO	AVG	W-L-T
McLean	63	3,739	216	0	3.47	21-30-10
Weeks	21	1,142	79	0	4.15	4-11-4

RESULTS

No	Date	Opponent	Score	Record	No	Date	Opponent	Score	Record
1	Oct. 5	Edmonton	1-4 L	0-1-0	41	Jan. 4	@ Pittsburgh	3-4 L	12-21-8
2	Oct. 7	Detroit	5-3 W	1-1-0	42	Jan. 5	@ Washington	5-2 W	13-21-8
3	Oct. 9	NY Islanders	2-5 L	1-2-0	43	Jan. 7	@ Montreal	3-5 L	13-22-8
4	Oct. 11	@ Edmonton	5-2 W	2-2-0	44	Jan. 10	Hartford	1-3 L	13-23-8
5	Oct. 13	Los Angeles	5-6 L	2-3-0	45	Jan. 12	St. Louis	2-5 L	13-24-8
6	Oct. 15	Boston	7-6 W	3-3-0	46	Jan. 13	Buffalo	3-5 L	13-25-8
7	Oct. 18	@ Toronto	3-4 L	3-4-0	47	Jan. 16	@ NY Islanders	0-3 L	13-26-8
8	Oct. 20	@ New Jersey	3-2 W	4-4-0	48	Jan. 18	@ Philadelphia	3-2 OT W	14-26-8
9	Oct. 21	@ NY Islanders	2-1 W	5-4-0	49	Jan. 19	@ Chicago	2-5 L	14-27-8
10	Oct. 23	@ NY Rangers	3-5 L	5-5-0	50	Jan. 23	Los Angeles	3-3 T	14-27-9
11	Oct. 27	@ Calgary	5-5 T	5-5-1	51	Jan. 26	Minnesota	3-6 L	14-28-9
12	Oct. 28	Calgary	4-3 W	6-5-1	52	Jan. 27	@ Edmonton	2-6 L	14-29-9
13	Oct. 31	New Jersey	4-3 W	7-5-1	53	Jan. 30	Calgary	2-7 L	14-30-9
14	Nov. 3	Winnipeg	2-3 L	7-6-1	54	Feb. 1	@ Calgary	3-4 OT L	14-31-9
15	Nov. 5	Pittsburgh	5-3 W	8-6-1	55	Feb. 2	@ Winnipeg	1-8 L	14-32-9
16	Nov. 8	@ Winnipeg	2-3 OT L	8-7-1	56	Feb. 4	New Jersey	4-2 W	15-32-9
17	Nov. 10	@ Buffalo	2-4 L	8-8-1	57	Feb. 6	Winnipeg	5-3 W	16-32-9
18	Nov. 11	@ Quebec	2-3 L	8-9-1	58	Feb. 9	@ Hartford	4-1 W	17-32-9
19	Nov. 14	Washington	4-4 T	8-9-2	59	Feb. 11	@ Boston	4-2 W	18-32-9
20	Nov. 16	Chicago	4-3 W	9-9-2	60	Feb. 13	@ Quebec	3-5 L	18-33-9
21	Nov. 19	Buffalo	2-2 T	9-9-3	61	Feb. 14	@ Montreal	1-10 L	18-34-9
22	Nov. 21	@ Edmonton	3-4 L	9-10-3	62	Feb. 16	Edmonton	2-2 T	18-34-10
23	Nov. 25	@ Los Angeles	4-7 L	9-11-3	63	Feb. 18	Boston	2-7 L	18-35-10
24	Nov. 26	Los Angeles	3-3 T	9-11-4	64	Feb. 20	Edmonton	2-4 L	18-36-10
25	Nov. 29	Toronto	2-3 OT L	9-12-4	65	Feb. 24	@ Los Angeles	6-4 W	19-36-10
26	Dec. 1	NY Rangers	3-4 L	9-13-4	66	Feb. 26	Toronto	5-2 W	20-36-10
27	Dec. 3	Minnesota	6-5 W	10-13-4	67	Feb. 28	Philadelphia	7-7 T	20-36-11
28	Dec. 6	@ Los Angeles	4-5 OT L	10-14-4	68	Mar. 3	@ Calgary	1-5 L	20-37-11
29	Dec. 9	@ St. Louis	4-6 L	10-15-4	69	Mar. 4	@ Edmonton	3-6 L	20-38-11
30	Dec. 10	@ Chicago	1-7 L	10-16-4	70	Mar. 9	Calgary	4-4 T	20-38-12
31	Dec. 12	@ Minnesota	4-2 W	11-16-4	71	Mar. 11	Pittsburgh	5-3 W	21-38-12
32	Dec. 13	@ Winnipeg	3-3 T	11-16-5	72	Mar. 13	Hartford	0-1 L	21-39-12
33	Dec. 15	Winnipeg	3-3 T	11-16-6	73	Mar. 15	@ St. Louis	6-5 OT W	22-39-12
34	Dec. 17	Quebec	2-2 T	11-16-7	74	Mar. 17	@ Washington	3-1 W	23-39-12
35	Dec. 19	Calgary	1-2 L	11-17-7	75	Mar. 18	@ NY Rangers	2-5 L	23-40-12
36	Dec. 20	@ Calgary	1-2 OT L	11-18-7	76	Mar. 20	@ Detroit	4-4 T	23-40-13
37	Dec. 23	@ Los Angeles	1-4 L	11-19-7	77	Mar. 23	@ Winnipeg	4-2 W	24-40-13
38	Dec. 27	Montreal	2-1 W	12-19-7	78	Mar. 25	Winnipeg	3-3 T	24-40-14
39	Dec. 31	Philadelphia	2-2 T	12-19-8	79	Mar. 27	Edmonton	1-4 L	24-41-14
40	Jan. 2	@ Detroit	1-4 L	12-20-8	80	Mar. 31	Los Angeles	6-3 W	25-41-14

1990.91 SEASON RECORD

SMYTHE DIVISION FINISH

4th (65 Points)

COACH

Bob McCammon, Pat Quinn

GM

Pat Quinn

CAPTAIN

Dan Quinn, Doug Lidster,
Trevor Linden

SCORING

Player	GP	G	A	PTS	PIM
Linden	80	33	37	70	65
Courtall	STL 66	27	30	57	56
	VAN 11	6	2	8	8
Quinn	64	18	31	49	46
Adams	55	21	24	45	10
Ronning	STL 48	14	18	32	10
	VAN 11	6	6	12	0
D. Capuano	61	13	31	44	42
Lidster	78	6	32	38	77
Momesso	STL 59	10	18	28	131
	VAN 11	6	2	8	43
Larionov	64	13	21	34	14
Bozek	62	15	17	32	22
Kron	76	12	20	32	21
Lumme	80	5	27	32	59
Bradley	44	11	20	31	42
Kurvers	TOR 19	0	3	3	8
	VAN 32	4	23	27	20
Valk	59	10	11	21	67
Butcher	69	6	12	18	257
Mazur	36	11	7	18	14
Nedved	61	10	6	16	20
Smyl	45	2	12	14	87
Sandlak	59	7	6	13	125
Diduck	MTL 32	1	2	3	39
	VAN 31	3	7	10	66
Plavsic	48	2	10	12	62
Skriko	20	4	4	8	8

Player	GP	G	A	PTS	PIM
Odjick	45	7	1	8	296
Nordmark	45	2	6	8	63
Guy	39	1	6	7	39
Murphy	42	5	1	6	90
Dirk	STL 41	1	3	4	100
	VAN 11	1	0	1	20
McBain	13	0	5	5	32
Stern	31	2	3	5	171
Murzyn	CGY 19	0	2	2	30
	VAN 10	1	0	1	8
Gibson	14	0	3	3	20
Gamble	47	0	1	1	14
Agnew	20	0	0	0	81
Brown	1	0	0	0	7
Coxe	7	0	0	0	27
McKichan	1	0	0	0	0
Weeks	1	0	0	0	0
Antoski	2	0	0	0	20
J. Capuano	3	0	0	0	0
Mason	6	0	0	0	0
McLean	41	0	0	0	4

Goaltender	GPI	MIN	GA	SO	AVG	W-L-T
Gamble	47	2,433	140	1	3.45	16-16-6
McLean	41	1,969	131	0	3.99	10-22-3
Mason	6	353	29	0	4.93	2-4-0
McKichan	1	20	2	0	6.00	0-0-0
Weeks	1	59	6	0	6.10	0-1-0

RESULTS

No	Date	Opponent	Score	Record
1	Oct. 4	@ Calgary	2-3 OT L	0-1-0
2	Oct. 6	@ Los Angeles	6-3 W	1-1-0
3	Oct. 9	Los Angeles	2-6 L	1-2-0
4	Oct. 12	St. Louis	4-0 W	2-2-0
5	Oct. 14	Edmonton	5-4 OT W	3-2-0
6	Oct. 17	Boston	3-1 W	4-2-0
7	Oct. 19	@ Winnipeg	5-7 L	4-3-0
8	Oct. 21	@ Quebec	3-2 W	5-3-0
9	Oct. 23	@ Detroit	0-6 L	5-4-0
10	Oct. 25	@ Boston	2-4 L	5-5-0
11	Oct. 27	@ Hartford	4-2 W	6-5-0
12	Oct. 30	Washington	1-2 L	6-6-0
13	Nov. 1	New Jersey	2-1 W	7-6-0
14	Nov. 3	Winnipeg	3-5 L	7-7-0
15	Nov. 6	Detroit	6-3 W	8-7-0
16	Nov. 8	@ Toronto	5-3 W	9-7-0
17	Nov. 9	@ Buffalo	1-7 L	9-8-0
18	Nov. 11	@ Philadelphia	0-2 L	9-9-0
19	Nov. 14	@ Edmonton	3-5 L	9-10-0
20	Nov. 16	NY Islanders	3-2 W	10-10-0
21	Nov. 19	Calgary	4-6 L	10-11-0
22	Nov. 21	Chicago	4-1 W	11-11-0
23	Nov. 23	@ Minnesota	4-6 L	11-12-0
24	Nov. 24	@ St. Louis	3-3 T	11-12-1
25	Nov. 27	Minnesota	1-1 T	11-12-2
26	Nov. 29	Toronto	2-1 W	12-12-2
27	Dec. 2	@ Winnipeg	5-1 W	13-12-2
28	Dec. 4	@ NY Islanders	4-2 W	14-12-2
29	Dec. 5	@ New Jersey	4-9 L	14-13-2
30	Dec. 7	@ Pittsburgh	2-2 T	14-13-3
31	Dec. 10	Quebec	2-3 OT L	14-14-3
32	Dec. 12	@ Edmonton	4-5 L	14-15-3
33	Dec. 14	NY Rangers	3-5 L	14-16-3
34	Dec. 16	Calgary	2-5 L	14-17-3
35	Dec. 18	@ Calgary	3-2 W	15-17-3
36	Dec. 20	Edmonton	7-4 W	16-17-3
37	Dec. 22	Los Angeles	4-3 W	17-17-3
38	Dec. 23	@ Edmonton	3-4 L	17-18-3
39	Dec. 27	Montreal	5-7 L	17-19-3
40	Dec. 28	Edmonton	2-5 L	17-20-3

No	Date	Opponent	Score	Record
41	Dec. 31	@ Winnipeg	1-2 L	17-21-3
42	Jan. 2	@ Hartford	2-5 L	17-22-3
43	Jan. 3	@ Boston	3-8 L	17-23-3
44	Jan. 5	@ Minnesota	6-5 W	18-23-3
45	Jan. 8	Buffalo	3-3 T	18-23-4
46	Jan. 10	Hartford	4-5 L	18-24-4
47	Jan. 12	@ Los Angeles	2-6 L	18-25-4
48	Jan. 16	Winnipeg	1-2 L	18-26-4
49	Jan. 23	Edmonton	6-5 W	19-26-4
50	Jan. 25	Los Angeles	1-5 L	19-27-4
51	Jan. 26	@ Los Angeles	4-5 L	19-28-4
52	Jan. 28	Chicago	0-1 L	19-29-4
53	Jan. 30	@ Edmonton	4-9 L	19-30-4
54	Jan. 31	NY Rangers	3-3 T	19-30-5
55	Feb. 2	@ Los Angeles	1-9 L	19-31-5
56	Feb. 5	@ Washington	3-5 L	19-32-5
57	Feb. 7	@ Philadelphia	2-1 W	20-32-5
58	Feb. 8	@ NY Rangers	1-8 L	20-33-5
59	Feb. 10	@ New Jersey	0-2 L	20-34-5
60	Feb. 14	St. Louis	2-3 L	20-35-5
61	Feb. 16	Washington	4-2 W	21-35-5
62	Feb. 18	Quebec	3-3 T	21-35-6
63	Feb. 20	@ Winnipeg	5-5 T	21-35-7
64	Feb. 21	@ Calgary	4-6 L	21-36-7
65	Feb. 23	Detroit	5-2 W	22-36-7
66	Feb. 25	Calgary	4-2 W	23-36-7
67	Feb. 27	Pittsburgh	4-3 W	24-36-7
68	Mar. 1	Montreal	1-7 L	24-37-7
69	Mar. 3	@ Chicago	0-8 L	24-38-7
70	Mar. 5	@ Pittsburgh	1-4 L	24-39-7
71	Mar. 7	@ Toronto	3-3 T	24-39-8
72	Mar. 9	@ Montreal	2-4 L	24-40-8
73	Mar. 10	@ Buffalo	7-5 W	25-40-8
74	Mar. 13	Philadelphia	4-5 OT L	25-41-8
75	Mar. 16	NY Islanders	4-4 T	25-41-9
76	Mar. 17	Los Angeles	5-4 OT W	26-41-9
77	Mar. 20	Calgary	2-3 L	26-42-9
78	Mar. 22	Winnipeg	3-1 W	27-42-9
79	Mar. 26	@ Calgary	2-7 L	27-43-9
80	Mar. 28	Winnipeg	3-2 OT W	28-43-9

1991.92 SEASON RECORD

SMYTHE DIVISION FINISH

1st (96 Points)

COACH

Pat Quinn

GM

Pat Quinn

CAPTAIN

Trevor Linden

SCORING

Player	GP	G	A	PTS	PIM
Linden	80	31	44	75	101
Ronning	80	24	47	71	42
Larionov	72	21	44	65	54
Bure	65	34	26	60	30
Adams	76	30	27	57	8
Courtball	70	23	34	57	116
Lumme	75	12	32	44	65
Momesso	58	20	23	43	198
Sandlak	66	16	24	40	176
Fergus	TOR 11	1	3	4	4
	VAN 44	14	20	34	17
Nedved	77	15	22	37	36
Lidster	66	6	23	29	39
Babych	75	5	24	29	63
Diduck	77	6	21	27	229
Valk	65	8	17	25	56
Walter	67	6	11	17	49

Player	GP	G	A	PTS	PIM	
Murzyn	70	3	11	14	147	
Odjick	65	4	6	10	348	
Plavsic	16	1	9	10	14	
Dirk	72	2	7	9	126	
Gregg	21	1	4	5	24	
Kron	36	2	2	4	2	
McLean	65	0	4	4	0	
McBain	6	1	0	1	0	
Murphy	6	0	1	1	6	
Bawa	2	0	0	0	0	
Antoski	4	0	0	0	29	
Mazur	5	0	0	0	2	
Gamble	19	0	0	0	8	
Agnew	24	0	0	0	56	
Goaltender	GPI	MIN	GA	SO	AVG	W-L-T
McLean	65	3,852	176	5	2.74	38-17-9
Gamble	19	1,009	73	0	4.34	4-9-3

RESULTS

No	Date	Opponent	Score	Record
1	Oct. 4	San Jose	4-3 W	1-0-0
2	Oct. 5	@ San Jose	5-2 W	2-0-0
3	Oct. 8	@ Winnipeg	3-2 OT W	3-0-0
4	Oct. 10	@ Chicago	6-7 L	3-1-0
5	Oct. 12	@ Toronto	2-1 W	4-1-0
6	Oct. 13	@ Buffalo	3-1 W	5-1-0
7	Oct. 17	Boston	3-3 T	5-1-1
8	Oct. 19	Calgary	5-2 W	6-1-1
9	Oct. 21	Toronto	4-1 W	7-1-1
10	Oct. 24	Washington	3-1 W	8-1-1
11	Oct. 26	@ Edmonton	4-5 L	8-2-1
12	Oct. 27	Edmonton	3-6 L	8-3-1
13	Oct. 29	New Jersey	4-3 W	9-3-1
14	Nov. 1	St. Louis	2-3 L	9-4-1
15	Nov. 3	Edmonton	7-2 W	10-4-1
16	Nov. 5	Winnipeg	2-2 T	10-4-2
17	Nov. 7	@ Los Angeles	4-3 W	11-4-2
18	Nov. 10	NY Islanders	6-0 W	12-4-2
19	Nov. 12	Los Angeles	8-2 W	13-4-2
20	Nov. 14	@ Calgary	2-2 T	13-4-3
21	Nov. 16	San Jose	1-0 W	14-4-3
22	Nov. 19	NY Rangers	3-4 L	14-5-3
23	Nov. 21	@ Calgary	2-3 L	14-6-3
24	Nov. 22	Calgary	6-5 OT W	15-6-3
25	Nov. 26	@ San Jose	1-4 L	15-7-3
26	Nov. 29	Chicago	5-2 W	16-7-3
27	Dec. 1	@ Edmonton	0-7 L	16-8-3
28	Dec. 3	@ Quebec	0-3 L	16-9-3
29	Dec. 4	@ Montreal	3-0 W	17-9-3
30	Dec. 7	@ Toronto	3-6 L	17-10-3
31	Dec. 10	Edmonton	4-7 L	17-11-3
32	Dec. 12	Minnesota	7-5 W	18-11-3
33	Dec. 14	@ Los Angeles	4-4 T	18-11-4
34	Dec. 17	Detroit	2-1 W	19-11-4
35	Dec. 19	Winnipeg	3-1 W	20-11-4
36	Dec. 22	Quebec	6-6 T	20-11-5
37	Dec. 27	Philadelphia	1-1 T	20-11-6
38	Dec. 28	@ San Jose	3-2 W	21-11-6
39	Dec. 31	@ Los Angeles	5-3 W	22-11-6
40	Jan. 3	@ Washington	3-3 T	22-11-7

No	Date	Opponent	Score	Record
41	Jan. 4	@ Minnesota	3-4 L	22-12-7
42	Jan. 7	San Jose	4-1 W	23-12-7
43	Jan. 12	Pittsburgh	3-4 L	23-13-7
44	Jan. 14	@ Winnipeg	4-2 W	24-13-7
45	Jan. 15	@ Edmonton	5-3 W	25-13-7
46	Jan. 21	@ Quebec	5-3 W	26-13-7
47	Jan. 23	@ Detroit	3-1 W	27-13-7
48	Jan. 25	@ St. Louis	1-0 OT W	28-13-7
49	Jan. 28	Edmonton	3-5 L	28-14-7
50	Jan. 30	Chicago	4-1 W	29-14-7
51	Feb. 1	Hartford	4-4 T	29-14-8
52	Feb. 4	Montreal	5-3 W	30-14-8
53	Feb. 6	NY Islanders	4-5 OT L	30-15-8
54	Feb. 10	@ Montreal	3-8 L	30-16-8
55	Feb. 12	@ NY Rangers	2-5 L	30-17-8
56	Feb. 13	@ New Jersey	3-5 L	30-18-8
57	Feb. 15	@ NY Islanders	1-3 L	30-19-8
58	Feb. 17	@ NY Rangers	3-3 T	30-19-9
59	Feb. 19	Buffalo	6-5 W	31-19-9
60	Feb. 21	@ San Jose	5-3 W	32-19-9
61	Feb. 23	Boston	2-1 OT W	33-19-9
62	Feb. 25	Los Angeles	3-4 L	33-20-9
63	Feb. 28	Winnipeg	5-3 W	34-20-9
64	Mar. 1	Calgary	11-0 W	35-20-9
65	Mar. 2	St. Louis	3-5 L	35-21-9
66	Mar. 5	@ Boston	2-2 T	35-21-10
67	Mar. 7	@ Hartford	5-1 W	36-21-10
68	Mar. 8	@ Philadelphia	7-3 W	37-21-10
69	Mar. 12	New Jersey	2-1 W	38-21-10
70	Mar. 14	@ Calgary	6-4 W	39-21-10
71	Mar. 18	Hartford	3-2 W	40-21-10
72	Mar. 20	Winnipeg	2-2 T	40-21-11
73	Mar. 22	@ Winnipeg	1-5 L	40-22-11
74	Mar. 24	@ Minnesota	4-2 W	41-22-11
75	Mar. 26	@ Pittsburgh	3-7 L	41-23-11
76	Mar. 28	@ Detroit	1-3 L	41-24-11
77	Mar. 29	@ Washington	4-7 L	41-25-11
78	Apr. 12	Los Angeles	1-6 L	41-26-11
79	Apr. 14	@ Los Angeles	3-2 W	42-26-11
80	Apr. 16	Calgary	4-4 T	42-26-12

1992.93 SEASON RECORD

SMYTHE DIVISION FINISH

1st (101 Points)

COACH

Pat Quinn

GM

Pat Quinn

CAPTAIN

Trevor Linden

SCORING

Player	GP	G	A	PTS	PIM
Bure	83	60	50	110	69
Ronning	79	29	56	85	30
Courttnall	84	31	46	77	167
Craven	HFD 67	25	42	67	20
	VAN 10	0	10	10	12
Linden	84	33	39	72	64
Nedved	84	38	33	71	96
Adams	53	25	31	56	14
Ward	70	22	30	52	82
Semenov	TB 13	2	3	5	4
	VAN 62	10	34	44	28
Lumme	74	8	36	44	55
Momesso	84	18	20	38	200
Sandlak	59	10	18	28	122
Plavsic	57	6	21	27	53
Sleg	41	4	22	26	109
Lidster	71	6	19	25	36
Diduck	80	6	14	20	171

Player	GP	G	A	PTS	PIM
Babych	43	3	16	19	44
Odjick	75	4	13	17	370
Murzyn	79	5	11	16	196
Fergus	36	5	9	14	20
Valk	48	6	7	13	77
Hunter	QUE 48	5	3	8	94
	VAN 26	0	4	4	99
Dirk	69	4	8	12	150
Walter	25	3	0	3	10
Whitmore	31	0	3	3	2
Morin	1	0	1	1	0
Ratushny	1	0	1	1	2
McLean	54	0	1	1	16
Antoski	2	0	0	0	0

Goaltender	GPI	MIN	GA	SO	AVG	W-L-T
Whitmore	31	1,817	94	1	3.10	18-8-4
McLean	54	3,261	184	3	3.39	28-21-5

RESULTS

No	Date	Opponent	Score	Record
1	Oct. 6	@ Edmonton	5-4 W	1-0-0
2	Oct. 10	Edmonton	5-2 W	2-0-0
3	Oct. 12	Winnipeg	8-1 W	3-0-0
4	Oct. 16	@ Winnipeg	6-2 W	4-0-0
5	Oct. 18	@ Chicago	1-3 L	4-1-0
6	Oct. 20	@ Pittsburgh	1-5 L	4-2-0
7	Oct. 22	@ Philadelphia	4-4 T	4-2-1
8	Oct. 25	Boston	3-5 L	4-3-1
9	Oct. 28	Washington	4-3 W	5-3-1
10	Oct. 30	Minnesota	2-3 L	5-4-1
11	Nov. 1	@ Calgary	3-5 L	5-5-1
12	Nov. 4	Calgary	5-5 T	5-5-2
13	Nov. 6	Ottawa	4-1 W	6-5-2
14	Nov. 8	Winnipeg	6-1 W	7-5-2
15	Nov. 10	San Jose	6-2 W	8-5-2
16	Nov. 12	@ Los Angeles	4-7 L	8-6-2
17	Nov. 14	@ San Jose	5-2 W	9-6-2
18	Nov. 16	Los Angeles	6-3 W	10-6-2
19	Nov. 18	@ Edmonton	2-4 L	10-7-2
20	Nov. 19	@ Calgary	3-4 L	10-8-2
21	Nov. 21	Edmonton	9-0 W	11-8-2
22	Nov. 23	Chicago	5-2 W	12-8-2
23	Nov. 25	@ Minnesota	4-2 W	13-8-2
24	Nov. 26	@ St. Louis	5-7 L	13-9-2
25	Nov. 28	@ Montreal	6-5 W	14-9-2
26	Dec. 3	Edmonton	4-1 W	15-9-2
27	Dec. 7	St. Louis	4-3 W	16-9-2
28	Dec. 9	San Jose	8-3 W	17-9-2
29	Dec. 13	Quebec	3-3 T	17-9-3
30	Dec. 16	@Edmonton	2-4 L	17-10-3
31	Dec. 18	San Jose	8-1 W	18-10-3
32	Dec. 19	@ San Jose	6-3 W	19-10-3
33	Dec. 22	@Los Angeles	6-2 W	20-10-3
34	Dec. 27	Montreal	5-2 W	21-10-3
35	Dec. 29	San Jose	7-5 W	22-10-3
36	Dec. 31	Los Angeles	4-0 W	23-10-3
37	Jan. 2	@ San Jose	2-2 T	23-10-4
38	Jan. 4	Tampa Bay	7-0 W	24-10-4
39	Jan. 6	@ Toronto	5-2 W	25-10-4
40	Jan. 8	@ Detroit	3-6 L	25-11-4
41	Jan. 9	@ NY Islanders	5-4 W	26-11-4
42	Jan. 11	@ NY Rangers	3-3 T	26-11-5

No	Date	Opponent	Score	Record
43	Jan. 12	@ New Jersey	2-3 L	26-12-5
44	Jan. 15	Buffalo	4-1 W	27-12-5
45	Jan. 16	Hartford	8-3 W	28-12-5
46	Jan. 19	Pittsburgh	2-5 L	28-13-5
47	Jan. 21	@ Los Angeles	5-4 W	29-13-5
48	Jan. 23	@ Minnesota	3-3 T	29-13-6
49	Jan. 24	@ Chicago	2-6 L	29-14-6
50	Jan. 27	Chicago	4-4 T	29-14-7
51	Jan. 30	Detroit	4-4 T	29-14-8
52	Feb. 1	Minnesota	4-5 L	29-15-8
53	Feb. 3	Tampa Bay	4-2 W	30-15-8
54	Feb. 9	@ Quebec	5-1 W	31-15-8
55	Feb. 11	@ Toronto	2-5 L	31-16-8
56	Feb. 12	@ Buffalo	3-1 W	32-16-8
57	Feb. 15	@ Los Angeles	0-3 L	32-17-8
58	Feb. 18	Philadelphia	2-3 L	32-18-8
59	Feb. 20	Winnipeg	4-2 W	33-18-8
60	Feb. 22	Toronto	1-8 L	33-19-8
61	Feb. 24	NY Rangers	5-4 W	34-19-8
62	Feb. 26	@ Winnipeg	7-4 W	35-19-8
63	Mar. 1	@ Buffalo	5-2 W	36-19-8
64	Mar. 2	@ Washington	3-3 T	36-19-9
65	Mar. 4	@ Boston	3-4 L	36-20-9
66	Mar. 6	@ Hartford	1-5 L	36-21-9
67	Mar. 9	New Jersey	7-2 W	37-21-9
68	Mar. 11	Minnesota	3-4 L	37-22-9
69	Mar. 12	@ Winnipeg	3-2 W	38-22-9
70	Mar. 14	@ Calgary	2-3 L	38-23-9
71	Mar. 18	Winnipeg	2-5 L	38-24-9
72	Mar. 20	NY Islanders	2-7 L	38-25-9
73	Mar. 22	St. Louis	1-3 L	38-26-9
74	Mar. 24	Los Angeles	6-2 W	39-26-9
75	Mar. 26	Calgary	1-3 L	39-27-9
76	Mar. 30	@ St. Louis	6-3 W	40-27-9
77	Apr. 1	@ Tampa Bay	5-3 W	41-27-9
78	Apr. 3	@ Detroit	1-5 L	41-28-9
79	Apr. 4	@ Ottawa	3-0 W	42-28-9
80	Apr. 7	Edmonton	5-4 OT W	43-28-9
81	Apr. 9	@ Calgary	1-8 L	43-29-9
82	Apr. 11	Calgary	6-3 W	44-29-9
83	Apr. 13	Los Angeles	7-4 W	45-29-9
84	Apr. 15	@ Los Angeles	8-6 W	46-29-9

1993.94 SEASON RECORD

PACIFIC DIVISION FINISH

2nd (85 Points)

COACH

Pat Quinn

GM

Pat Quinn

CAPTAIN

Trevor Linden

SCORING

Player	GP	G	A	PTS	PIM	Player	GP	G	A	PTS	PIM
Bure	76	60	47	107	86	Hedican	STL 38	2	3	5	14
G. Courtnall	82	26	44	70	123		VAN 8	0	1	1	0
Ronning	76	25	43	68	42	Diduck	55	1	10	11	72
Brown	STL 63	13	47	60	46	Plavick	47	1	9	10	6
	VAN 11	1	5	6	10	McIntyre	62	3	6	9	38
Linden	84	32	29	61	73	Lafayette	STL 38	2	3	5	14
Craven	78	15	40	55	30		VAN 11	1	1	2	4
Lumme	83	13	42	55	50	Hunter	56	3	4	7	171
Slegr	78	5	33	38	86	Ward	33	6	1	7	37
Adams	68	13	24	37	20	Jackson	12	5	1	6	9
Babych	73	4	28	32	52	Kesa	19	2	4	6	18
Odjick	76	16	13	29	271	Namesnikov	17	0	5	5	10
Gelinas	QUE 31	6	6	12	8	Dirk	65	2	3	5	105
	VAN 33	8	8	16	26	Eisenhut	13	1	3	4	21
Carson	LA 25	4	7	11	2	McLean	52	0	4	4	2
	VAN 34	7	10	17	22	Antoski	55	1	2	3	190
Momesso	68	14	13	27	149	Morin	5	1	1	2	6
Murzyn	80	6	14	20	109	Whitmore	32	0	0	0	6
Glynn	OTT 48	2	13	15	53	Peca	4	0	0	0	2
	VAN 16	0	0	0	12						
Charbonneau	30	7	7	14	49						

Goaltender	GPI	MIN	GA	SO	AVG	W-L-T
McLean	52	3,128	156	3	2.99	23-26-3
Whitmore	32	1,921	113	0	3.53	18-14-0

RESULTS

No	Date	Opponent	Score	Record	No	Date	Opponent	Score	Record
1	Oct. 6	@ Los Angeles	5-2 W	1-0-0	43	Jan. 14	Ottawa	2-2 T	21-21-1
2	Oct. 9	Calgary	1-5 L	1-1-0	44	Jan. 16	@ Anaheim	4-3 W	22-21-1
3	Oct. 11	Edmonton	4-1 W	2-1-0	45	Jan. 19	Calgary	3-4 L	22-22-1
4	Oct. 16	@ Edmonton	3-2 W	3-1-0	46	Jan. 24	@ Edmonton	5-4 OT W	23-22-1
5	Oct. 19	Boston	5-4 W	4-1-0	47	Jan. 25	St. Louis	3-3 T	23-22-2
6	Oct. 21	@ Calgary	6-3 W	5-1-0	48	Jan. 27	Dallas	2-3 L	23-23-2
7	Oct. 23	@ San Jose	6-4 W	6-1-0	49	Jan. 29	New Jersey	6-3 W	24-23-2
8	Oct. 24	San Jose	3-2 OT W	7-1-0	50	Jan. 31	Los Angeles	3-1 W	25-23-2
9	Oct. 27	Washington	2-4 L	7-2-0	51	Feb. 2	Chicago	6-4 W	26-23-2
10	Oct. 30	Buffalo	3-6 L	7-3-0	52	Feb. 4	@ Anaheim	0-3 L	26-24-2
11	Nov. 2	@ NY Islanders	2-1 W	8-3-0	53	Feb. 6	Hartford	2-4 L	26-25-2
12	Nov. 3	@ NY Rangers	3-6 L	8-4-0	54	Feb. 8	@ Detroit	6-3 W	27-25-2
13	Nov. 5	@ Washington	2-3 L	8-5-0	55	Feb. 10	@ New Jersey	3-7 L	27-26-2
14	Nov. 7	@ Philadelphia	5-2 W	9-5-0	56	Feb. 12	@ Tampa Bay	3-2 W	28-26-2
15	Nov. 10	Los Angeles	4-0 W	10-5-0	57	Feb. 13	@ Florida	1-2 L	28-27-2
16	Nov. 13	@ Calgary	3-4 L	10-6-0	58	Feb. 15	@ St. Louis	2-3 L	28-28-2
17	Nov. 14	Anaheim	3-2 W	11-6-0	59	Feb. 17	@ Chicago	4-2 W	29-28-2
18	Nov. 16	St. Louis	3-0 W	12-6-0	60	Feb. 22	Calgary	4-4 T	29-28-3
19	Nov. 19	Anaheim	3-6 L	12-7-0	61	Feb. 26	Tampa Bay	3-1 W	30-28-3
20	Nov. 22	Toronto	2-5 L	12-8-0	62	Mar. 1	Edmonton	4-7 L	30-29-3
21	Nov. 24	Detroit	4-5 OT L	12-9-0	63	Mar. 3	@ St. Louis	4-0 W	31-29-3
22	Nov. 26	@ Winnipeg	5-3 W	13-9-0	64	Mar. 4	@ Dallas	4-1 W	32-29-3
23	Nov. 27	@ Edmonton	1-2 L	13-10-0	65	Mar. 7	Florida	1-2 L	32-30-3
24	Nov. 29	Chicago	2-1 W	14-10-0	66	Mar. 9	NY Islanders	5-4 W	33-30-3
25	Dec. 2	Philadelphia	3-6 L	14-11-0	67	Mar. 11	@ Winnipeg	8-4 W	34-30-3
26	Dec. 4	@ Quebec	1-3 L	14-12-0	68	Mar. 13	@ Chicago	2-5 L	34-31-3
27	Dec. 6	@ Montreal	3-4 OT L	14-13-0	69	Mar. 15	@ Detroit	2-5 L	34-32-3
28	Dec. 8	@ Hartford	4-1 W	15-13-0	70	Mar. 16	@ Toronto	4-1 W	35-32-3
29	Dec. 9	@ Boston	3-2 OT W	16-13-0	71	Mar. 19	@ Pittsburgh	4-5 L	35-33-3
30	Dec. 14	@ Calgary	4-8 L	16-14-0	72	Mar. 20	@ Dallas	1-2 OT L	35-34-3
31	Dec. 15	@ Edmonton	2-7 L	16-15-0	73	Mar. 23	@ Los Angeles	6-3 W	36-34-3
32	Dec. 17	Winnipeg	6-1 W	17-15-0	74	Mar. 25	NY Rangers	2-5 L	36-35-3
33	Dec. 19	Dallas	1-3 L	17-16-0	75	Mar. 27	Los Angeles	4-3 W	37-35-3
34	Dec. 21	Edmonton	6-3 W	18-16-0	76	Mar. 28	Toronto	3-2 OT W	38-35-3
35	Dec. 23	Calgary (@Sask.)	4-3 W	19-16-0	77	Mar. 30	Pittsburgh	1-3 L	38-36-3
36	Dec. 28	@ Los Angeles	5-6 L	19-17-0	78	Apr. 1	Winnipeg	5-1 W	39-36-3
37	Dec. 31	San Jose	2-3 L	19-18-0	79	Apr. 2	San Jose	4-7 L	39-37-3
38	Jan. 2	Montreal	2-3 L	19-19-0	80	Apr. 5	Detroit	3-8 L	39-38-3
39	Jan. 5	@ Ottawa	7-2 W	20-19-0	81	Apr. 7	San Jose	3-2 W	40-38-3
40	Jan. 8	@ Toronto	3-6 L	20-20-0	82	Apr. 9	Anaheim	1-3 L	40-39-3
41	Jan. 9	@ Buffalo	3-5 L	20-21-0	83	Apr. 10	@ San Jose	1-3 L	40-40-3
42	Jan. 12	Quebec	4-3 W	21-21-0	84	Apr. 13	@ Anaheim	2-1 W	41-40-3

1994.95 SEASON RECORD

PACIFIC DIVISION FINISH

2nd (48 Points)

COACH

Rick Ley

GM

Pat Quinn

CAPTAIN

Trevor Linden

SCORING

Player	GP	G	A	PTS	PIM	Player	GP	G	A	PTS	PIM
Bure	44	20	23	43	47	Murzyn	40	0	8	8	129
Linden	48	18	22	40	40	Sleg	19	1	5	6	32
R. Courtnall	DAL 32	7	10	17	13	Hunter	34	3	2	5	120
	VAN 13	4	14	18	4	Diduck	22	1	3	4	15
G. Courtnall	45	16	18	34	81	McIntyre	28	0	4	4	37
Beraneck	PHI 14	5	5	10	2	Cullimore	34	1	2	3	39
	VAN 37	8	13	21	28	Namestnikov	16	0	3	3	4
Brown	33	8	23	31	16	Leeman	10	2	0	2	0
Momesso	48	10	15	25	65	Aucoin	1	1	0	1	0
Ronning	41	6	19	25	27	Charbonneau	3	1	0	1	0
Gelinas	46	13	10	23	36	Jackson	3	1	0	1	4
Oksiuta	EDM 26	11	2	13	6	Plavsic	3	0	1	1	4
	VAN 12	5	2	7	2	Whitmore	11	0	1	1	7
Ruuttu	CHI 20	2	5	7	6	Walker	11	0	1	1	33
	VAN 25	5	6	11	23	McLean	40	0	1	1	4
Lumme	36	5	12	17	26	Antonski	7	0	0	0	46
Adams	31	5	10	15	12	Wotton	1	0	0	0	0
Babych	40	3	11	14	18	Stojanov	4	0	0	0	13
Hedican	45	2	11	13	34						
Peca	33	6	6	12	30						
Odjick	23	4	5	9	109						
Lafayette	27	4	4	8	2						

Goaltender	GPI	MIN	GA	SO	AVG	W-L-T
McLean	40	2,374	109	1	2.75	18-12-10
Whitmore	11	558	37	0	3.98	0-6-2

RESULTS

No	Date	Opponent	Score	Record	No	Date	Opponent	Score	Record
1	Jan. 20	Dallas	1-1 T	0-0-1	25	Mar. 16	@ Chicago	2-9 L	8-9-8
2	Jan. 21	St. Louis	1-7 L	0-1-1	26	Mar. 17	@ Detroit	1-3 L	8-10-8
3	Jan. 24	@ Detroit	3-6 L	0-2-1	27	Mar. 21	Toronto	3-1 W	9-10-8
4	Jan. 25	@ Toronto	2-6 L	0-3-1	28	Mar. 23	Chicago	1-3 L	9-11-8
5	Jan. 28	@ St. Louis	3-1 W	1-3-1	29	Mar. 25	Detroit	1-2 L	9-12-8
6	Feb. 1	Toronto	4-4 T	1-3-2	30	Mar. 26	@ Calgary	0-2 L	9-13-8
7	Feb. 5	Chicago	4-9 L	1-4-2	31	Mar. 29	Los Angeles	5-2 W	10-13-8
8	Feb. 7	Edmonton	4-4 T	1-4-3	32	Mar. 31	Anaheim	6-1 W	11-13-8
9	Feb. 9	Winnipeg	5-1 W	2-4-3	33	Apr. 1	@ Edmonton	5-1 W	12-13-8
10	Feb. 11	San Jose	1-1 T	2-4-4	34	Apr. 4	Dallas	2-2 T	12-13-9
11	Feb. 15	@ San Jose	1-3 L	2-5-4	35	Apr. 7	@ Winnipeg	4-7 L	12-14-9
12	Feb. 17	@ Anaheim	2-2 T	2-5-5	36	Apr. 8	@ Calgary	4-2 W	13-14-9
13	Feb. 18	@ Los Angeles	6-2 W	3-5-5	37	Apr. 11	Anaheim	5-0 W	14-14-9
14	Feb. 20	Los Angeles	8-2 W	4-5-5	38	Apr. 13	Edmonton	4-6 L	14-15-9
15	Feb. 22	Winnipeg	1-4 L	4-6-5	39	Apr. 15	@ Anaheim	3-1 W	15-15-9
16	Feb. 24	@ Dallas	3-3 T	4-6-6	40	Apr. 17	@ Dallas	2-2 T	15-15-10
17	Feb. 26	@ San Jose	5-1 W	5-6-6	41	Apr. 18	@ St. Louis	1-4 L	15-16-10
18	Feb. 28	San Jose	3-4 L	5-7-6	42	Apr. 20	Calgary	2-2 T	15-16-11
19	Mar. 2	@ Calgary	2-2 T	5-7-7	43	Apr. 22	Edmonton	6-1 W	16-16-11
20	Mar. 4	@ Los Angeles	5-4 W	6-7-7	44	Apr. 25	@ Chicago	3-4 OT L	16-17-11
21	Mar. 6	Detroit	2-5 L	6-8-7	45	Apr. 26	@ Toronto	2-5 L	16-18-11
22	Mar. 11	Anaheim	5-3 W	7-8-7	46	Apr. 28	St. Louis	3-1 W	17-18-11
23	Mar. 12	@ Edmonton	5-2 W	8-8-7	47	Apr. 30	Calgary	6-4 W	18-18-11
24	Mar. 14	@ Winnipeg	3-3 T	8-8-8	48	May 3	@ San Jose	3-3 T	18-18-12

1995.96 SEASON RECORD

PACIFIC DIVISION FINISH

Tied 2nd (79 Points)

COACH

Rick Ley, Pat Quinn

GM

Pat Quinn

CAPTAIN

Trevor Linden

SCORING

Player	GP	G	A	PTS	PIM	Player	GP	G	A	PTS	PIM
Mogilny	79	55	52	107	16	Brown	28	1	16	17	18
Linden	82	33	47	80	42	Aucoin	49	4	14	18	34
Ronning	79	22	45	67	42	Bure	15	6	7	13	8
Courtshall	81	26	39	65	40	Walker	63	4	8	12	137
Gelinas	81	30	26	56	59	Murzyn	69	2	10	12	130
Naslund	PIT 66	19	33	52	36	Kucera	HAR 30	2	6	8	10
	VAN 10	3	0	3	6		VAN 24	1	0	1	10
Lumme	80	17	37	54	50	Odjick	55	3	4	7	181
Oksuta	56	16	23	39	42	Sandlak	33	4	2	6	6
Tikkanen	STL 11	1	4	5	18	Loney	12	2	3	5	6
	NJ 9	0	2	2	4	Kocur	NYR 38	1	2	3	49
	VAN 38	13	24	37	14		VAN 7	0	1	1	19
Belanger	FLA 63	17	21	38	10	Hunter	60	2	0	2	122
	VAN 9	3	0	3	4	Cullimore	27	1	1	2	21
Sillinger	ANA 62	13	21	34	32	Malkoc	41	0	2	2	136
	VAN 12	1	3	4	6	Hirsch	41	0	2	2	2
Hedican	77	6	23	29	83	McLean	45	0	2	2	6
Babych	53	3	21	24	38	Bohonos	3	0	1	1	0
Rohlin	56	6	16	22	32	Courville	3	1	0	1	0
Ridley	37	6	15	21	29	Stojanov	58	0	1	1	123
Beranek	61	6	14	20	60						
Dowd	NJ 28	4	9	13	17						
	VAN 38	1	6	7	6						

RESULTS

No	Date	Opponent	Score	Record	No	Date	Opponent	Score	Record
1	Oct. 9	Detroit	3-5 L	0-1-0	42	Jan. 13	@ Toronto	5-2 W	15-16-11
2	Oct. 12	@ Los Angeles	7-7 T	0-1-1	43	Jan. 15	@ Boston	6-0 W	16-16-11
3	Oct. 14	@ San Jose	7-6 W	1-1-1	44	Jan. 16	@ Hartford	0-3 L	16-17-11
4	Oct. 15	Los Angeles	3-3 T	1-1-2	45	Jan. 22	Dallas	4-6 L	16-18-11
5	Oct. 18	@ Anaheim	5-1 W	2-1-2	46	Jan. 24	Anaheim	1-2 L	16-19-11
6	Oct. 21	@ Edmonton	4-6 L	2-2-2	47	Jan. 25	@ Colorado	2-2 T	16-19-12
7	Oct. 24	@ NY Rangers	2-5 L	2-3-2	48	Jan. 27	NY Islanders	6-3 W	17-19-12
8	Oct. 25	@ New Jersey	4-2 W	3-3-2	49	Jan. 30	New Jersey	2-3 OT L	17-20-12
9	Oct. 28	Winnipeg	1-4 L	3-4-2	50	Feb. 1	@ St. Louis	2-2 T	17-20-13
10	Oct. 30	San Jose	4-3 W	4-4-2	51	Feb. 2	@ Dallas	5-4 W	18-20-13
11	Nov. 1	Edmonton	3-3 T	4-4-3	52	Feb. 4	@ Winnipeg	4-2 W	19-20-13
12	Nov. 3	Toronto	4-4 T	4-4-4	53	Feb. 7	Hartford	3-5 L	19-21-13
13	Nov. 4	@ Calgary	4-4 T	4-4-5	54	Feb. 9	@ Edmonton	3-2 OT W	20-21-13
14	Nov. 7	@ NY Islanders	5-2 W	5-4-5	55	Feb. 10	Washington	4-4 T	20-21-14
15	Nov. 9	@ Chicago	2-5 L	5-5-5	56	Feb. 13	Winnipeg	5-4 W	21-21-14
16	Nov. 11	Colorado	4-8 L	5-6-5	57	Feb. 15	Anaheim	5-3 W	22-21-14
17	Nov. 12	Montreal	2-4 L	5-7-5	58	Feb. 17	Boston	1-4 L	22-22-14
18	Nov. 16	@ Florida	2-2 T	5-7-6	59	Feb. 19	@ Detroit	3-4 L	22-23-14
19	Nov. 18	@ Tampa Bay	4-5 OT L	5-8-6	60	Feb. 20	@ Winnipeg	5-3 W	23-23-14
20	Nov. 19	@ Philadelphia	2-3 OT L	5-9-6	61	Feb. 23	San Jose	3-1 W	24-23-14
21	Nov. 22	@ Dallas	3-4 L	5-10-6	62	Feb. 27	Pittsburgh	4-7 L	24-24-14
22	Nov. 23	@ St. Louis	3-2 W	6-10-6	63	Feb. 29	St. Louis	2-2 T	24-24-15
23	Nov. 25	@ San Jose	2-7 L	6-11-6	64	Mar. 2	@ Detroit	3-2 W	25-24-15
24	Nov. 29	Chicago	2-2 T	6-11-7	65	Mar. 3	@ Buffalo	3-0 W	26-24-15
25	Dec. 1	San Jose	7-2 W	7-11-7	66	Mar. 6	Buffalo	5-2 W	27-24-15
26	Dec. 5	Edmonton	6-2 W	8-11-7	67	Mar. 9	Colorado	5-7 L	27-25-15
27	Dec. 8	St. Louis	3-6 L	8-12-7	68	Mar. 12	@ Washington	0-9 L	27-26-15
28	Dec. 9	@ Calgary	4-3 W	9-12-7	69	Mar. 14	@ Chicago	1-5 L	27-27-15
29	Dec. 13	@ Edmonton	2-2 T	9-12-8	70	Mar. 15	@ Ottawa	0-2 L	27-28-15
30	Dec. 17	Ottawa	4-1 W	10-12-8	71	Mar. 17	@ Toronto	2-4 L	27-29-15
31	Dec. 18	@ Colorado	4-2 W	11-12-8	72	Mar. 19	Colorado	3-4 L	27-30-15
32	Dec. 20	@ Los Angeles	2-2 T	11-12-9	73	Mar. 22	Dallas	5-2 W	28-30-15
33	Dec. 22	@ Anaheim	6-2 W	12-12-9	74	Mar. 23	Calgary	0-4 L	28-31-15
34	Dec. 23	Detroit	0-1 L	12-13-9	75	Mar. 25	Los Angeles	4-1 W	29-30-15
35	Dec. 26	Calgary	2-4 L	12-14-9	76	Mar. 27	Toronto	2-6 L	29-32-15
36	Dec. 28	NY Rangers	2-3 L	12-15-9	77	Mar. 29	Chicago	4-2 W	30-32-15
37	Dec. 31	Philadelphia	5-5 T	12-15-10	78	Apr. 1	Edmonton	2-6 L	30-33-15
38	Jan. 3	Florida	7-2 W	13-15-10	79	Apr. 3	@ Calgary	3-4 L	30-34-15
39	Jan. 6	Tampa Bay	9-2 W	14-15-10	80	Apr. 6	@ Los Angeles	4-2 W	31-34-15
40	Jan. 8	@ Pittsburgh	5-8 L	14-16-10	81	Apr. 8	@ Anaheim	0-2 L	31-35-15
41	Jan. 10	@ Montreal	2-2 T	14-16-11	82	Apr. 13	Calgary	5-0 W	32-35-15

1996.97 SEASON RECORD

PACIFIC DIVISION FINISH

4th (77 Points)

COACH

Tom Renney

GM

Pat Quinn

CAPTAIN

Trevor Linden

SCORING

Player	GP	G	A	PTS	PIM	Player	GP	G	A	PTS	PIM
Mogilny	76	31	42	73	18	Staios	BOS 54	3	8	11	71
Gelinas	74	35	33	68	42		VAN 9	0	6	6	20
Bure	63	23	32	55	40	Joseph	63	3	13	16	62
Ridley	75	20	32	52	42	Brashear	MTL 10	0	0	0	38
Naslund	78	21	20	41	30		VAN 59	8	5	13	207
Linden	49	9	31	40	27	Odjick	70	5	8	13	371
Sillinger	78	17	20	37	25	Rohlin	40	2	8	10	8
Lumme	66	11	24	35	32	Wotton	36	3	6	9	19
Noonan	STL 13	2	5	7	0	Murzyn	61	1	7	8	118
	NYR 44	6	9	15	28	Semak	18	2	1	3	2
	VAN 16	4	8	12	6	Crowder	30	1	2	3	52
Courtall	47	9	19	28	24	Courville	19	0	2	2	11
Roberts	58	10	17	27	51	McLean	44	0	2	2	2
Babych	78	5	22	27	38	Hirsch	39	0	1	1	6
Tikkanen	62	12	15	27	66	Cullimore	3	0	0	0	2
Nemchinov	NYR 63	6	13	19	12	Namestnikov	2	0	0	0	4
	VAN 6	2	3	5	4	Fountain	6	0	0	0	0
Bohonos	36	11	11	22	10	Kucera	2	0	0	0	0
Aucoin	70	5	16	21	63						
Hedican	67	4	15	19	51						
Walker	64	3	15	18	132						

Goaltender	GPI	MIN	GA	SO	AVG	W-L-T
McLean	44	2,581	138	0	3.21	21-18-3
Hirsch	39	2,127	116	2	3.27	12-20-4
Fountain	6	245	14	1	3.43	2-2-0

RESULTS

No	Date	Opponent	Score	Record	No	Date	Opponent	Score	Record
1	Oct. 5	Calgary	3-1 W	1-0-0	42	Jan. 12	Anaheim	2-3 L	20-21-1
2	Oct. 6	@ Edmonton	0-2 L	1-1-0	43	Jan. 14	Florida	4-4 T	20-21-2
3	Oct. 9	Buffalo	1-2 L	1-2-0	44	Jan. 20*	San Jose	6-1 W	21-21-2
4	Oct. 12	St. Louis	5-3 W	2-2-0	45	Jan. 22	@ Chicago	4-3 OT W	22-21-2
5	Oct. 14	Boston	4-5 OT L	2-3-0	46	Jan. 23	@ St. Louis	3-4 L	22-22-2
6	Oct. 17	@ Dallas	6-1 W	3-3-0	47	Jan. 25	@ Phoenix	0-4 L	22-23-2
7	Oct. 19	@ Colorado	2-9 L	3-4-0	48	Jan. 27	San Jose	5-2 W	23-23-2
8	Oct. 23	Colorado	1-4 L	3-5-0	49	Jan. 30	NY Islanders	2-1 OT W	24-23-2
9	Oct. 26	Pittsburgh	2-1 W	4-5-0	50	Feb. 1	@ Calgary	0-3 L	24-24-2
10	Oct. 30	@ Anaheim	6-3 W	5-5-0	51	Feb. 3	@ Ottawa	4-6 L	24-25-2
11	Nov. 1	@ Edmonton	5-4 OT W	6-5-0	52	Feb. 4	@ Pittsburgh	4-6 L	24-26-2
12	Nov. 2	Calgary	4-3 W	7-5-0	53	Feb. 6	@ Detroit	7-4 W	25-26-2
13	Nov. 8	St. Louis	2-4 L	7-6-0	54	Feb. 8	@ Toronto	2-3 L	25-27-2
14	Nov. 11	@ NY Rangers	3-2 W	8-6-0	55	Feb. 11	Washington	2-5 L	25-28-2
15	Nov. 13	@ NY Islanders	4-5 OT L	8-7-0	56	Feb. 15	Anaheim	4-2 W	26-28-2
16	Nov. 14	@ New Jersey	3-0 W	9-7-0	57	Feb. 18	Toronto	5-6 L	26-29-2
17	Nov. 16	@ Montreal	1-6 L	9-8-0	58	Feb. 20	@ San Jose	6-1 W	27-29-2
18	Nov. 19	Dallas	2-0 W	10-8-0	59	Feb. 22	@ Los Angeles	0-4 L	27-30-2
19	Nov. 21	Chicago	2-1 OT W	11-8-0	60	Feb. 23	@ Anaheim	2-5 L	27-31-2
20	Nov. 23	NY Rangers	5-3 W	12-8-0	61	Feb. 25	Montreal	2-4 L	27-32-2
21	Nov. 26	@ Toronto	2-3 L	12-9-0	62	Feb. 27	Phoenix	6-2 W	28-32-2
22	Nov. 27	@ Hartford	6-2 W	13-9-0	63	Mar. 1	Los Angeles	0-3 L	28-33-2
23	Nov. 29	@ Boston	3-7 L	13-10-0	64	Mar. 3	@ Colorado	1-5 L	28-34-2
24	Dec. 1	@ Philadelphia	3-4 L	13-11-0	65	Mar. 5	Chicago	1-1 T	28-34-3
25	Dec. 3	@ Detroit	2-2 T	13-11-1	66	Mar. 8	Detroit	3-5 L	28-35-3
26	Dec. 4	@ Buffalo	7-6 OT W	14-11-1	67	Mar. 10	@ Chicago	2-2 T	28-35-4
27	Dec. 7	Ottawa	2-3 L	14-12-1	68	Mar. 11	@ Washington	1-4 L	28-36-4
28	Dec. 11	Colorado	1-6 L	14-13-1	69	Mar. 13	@ Florida	4-5 L	28-37-4
29	Dec. 13	@ Dallas	1-2 L	14-14-1	70	Mar. 15	@ Tampa Bay	5-2 W	29-37-4
30	Dec. 15	@ St. Louis	8-0 W	15-14-1	71	Mar. 18	@ Colorado	2-4 L	29-38-4
31	Dec. 18	New Jersey	1-2 L	15-15-1	72	Mar. 20	San Jose	1-2 L	29-39-4
32	Dec. 20	Detroit	3-2 W	16-51-1	73	Mar. 22	Tampa Bay	3-2 W	30-39-4
33	Dec. 23	Edmonton	0-7 L	16-16-1	74	Mar. 24	Los Angeles	2-2 T	30-39-5
34	Dec. 26	@ San Jose	1-6 L	16-17-1	75	Mar. 26	Anaheim	5-3 W	31-39-5
35	Dec. 27	@ Phoenix	4-7 L	16-18-1	76	Mar. 29	@ Calgary	5-2 W	32-39-5
36	Dec. 31	Philadelphia	3-5 L	16-19-1	77	Mar. 30	Dallas	2-3 L	32-40-5
37	Jan. 2	Los Angeles	4-3 W	17-19-1	78	Apr. 4	Calgary	3-3 T	32-40-6
38	Jan. 4	Toronto	7-3 W	18-19-1	79	Apr. 5	@ Edmonton	2-2 T	32-40-7
39	Jan. 6	@ Anaheim	5-1 W	19-19-1	80	Apr. 7	@ San Jose	3-2 W	33-40-7
40	Jan. 7	@ Los Angeles	2-6 L	19-20-1	81	Apr. 9	Phoenix	6-4 W	34-40-7
41	Jan. 10	Hartford	5-3 W	20-20-1	82	Apr. 12	Edmonton	5-4 W	35-40-7

* Rescheduled game (Dec.29) due to weather

1997.98 SEASON RECORD

PACIFIC DIVISION FINISH

7th (64 Points)

COACH

Mike Keenan

GM

Pat Quinn

CAPTAIN

Mark Messier

SCORING

Player	GP	G	A	PTS	PIM
Bure	82	51	39	90	48
Messier	82	22	38	60	58
Mogilny	51	18	27	45	36
Naslund	76	14	20	34	56
Bertuzzi	NYI 52	7	11	18	58
	VAN 22	6	9	15	63
Lumme	74	9	21	30	34
Ohlund	77	7	23	30	76
Hedican	71	3	24	27	79
Noonan	82	10	15	25	62
Scatchard	76	13	11	24	165
McCabe	82	4	20	24	209
May	BUF 36	4	7	11	113
	VAN 27	9	3	12	41
Linden	42	7	14	21	49
Zeisel	NJ 5	0	3	3	0
	VAN 25	5	12	17	2
Brashear	77	9	9	18	372
Ledyard	49	2	13	15	14
Walker	59	3	10	13	164
Babych	47	0	9	9	37
Gelinas	24	4	4	8	10
Murzyn	31	5	2	7	42
Staios	77	3	4	7	134
Aucoin	35	3	3	6	21

Player	GP	G	A	PTS	PIM	
Robertsson	30	2	4	6	24	
Huscroft	TB 44	0	3	3	122	
	VAN 7	0	1	1	55	
McAllister	36	1	2	3	106	
Bohonos	31	2	1	3	4	
Vaic	5	1	1	2	2	
Roberts	13	1	1	2	4	
Convery	7	0	2	2	0	
Strudwick	NYI 17	0	1	1	36	
	VAN 11	0	1	1	29	
Ciccone	13	0	1	1	47	
Hirsch	1	0	0	0	0	
Wotton	5	0	0	0	6	
Courville	11	0	0	0	5	
Irbe	41	0	0	0	2	
Snow	PHI 29	0	0	0	18	
	VAN 12	0	0	0	4	
McLean	29	0	0	0	0	
Goaltender	GPI	MIN	GA	SO	AVG	W-L-T
Irbe	41	1999	91	2	2.73	14-11-6
Snow	PHI 29	1,651	67	1	2.43	14-9-4
	VAN 12	504	26	0	3.10	3-6-0
Burke	16	838	49	0	3.51	2-9-4
McLean	29	1,583	97	1	3.68	6-17-4
Hirsch	1	50	5	0	6.00	0-0-0

RESULTS

No	Date	Opponent	Score	Record
1	Oct. 4	Anaheim	3-2 W	1-0-0
2	Oct. 5	@ Anaheim	2-3 L	1-1-0
3	Oct. 9	Toronto	2-2 T	1-1-1
4	Oct. 11	NY Rangers	3-6 L	1-2-1
5	Oct. 13	Edmonton	3-0 W	2-2-1
6	Oct. 17	Boston	0-2 L	2-3-1
7	Oct. 19	Colorado	4-4 T	2-3-2
8	Oct. 21	@ Dallas	5-1 W	3-3-2
9	Oct. 23	@ St. Louis	1-4 L	3-4-2
10	Oct. 25	Pittsburgh	2-3 OT L	3-5-2
11	Oct. 26	Detroit	1-5 L	3-6-2
12	Oct. 29	@ Chicago	0-3 L	3-7-2
13	Oct. 30	@ New Jersey	1-8 L	3-8-2
14	Nov. 1	@ Pittsburgh	6-7 OT L	3-9-2
15	Nov. 3	@ Carolina	3-5 L	3-10-2
16	Nov. 4	@ Washington	1-2 L	3-11-2
17	Nov. 8	Anaheim	2-3 L	3-12-2
18	Nov. 11	@ Los Angeles	2-8 L	3-13-2
19	Nov. 12	@ San Jose	5-2 W	4-13-2
20	Nov. 14	@ Anaheim	3-3 T	4-13-3
21	Nov. 16	Carolina	4-1 W	5-13-3
22	Nov. 20	Phoenix	4-2 W	6-13-3
23	Nov. 22	Chicago	4-5 OT L	6-14-3
24	Nov. 25	@ NY Rangers	4-2 W	7-14-3
25	Nov. 28	@ Boston	5-2 W	8-14-3
26	Nov. 29	@ Toronto	4-2 W	9-14-3
27	Dec. 1	Detroit	3-3 T	9-14-4
28	Dec. 4	San Jose	2-3 L	9-15-4
29	Dec. 6	@ Colorado	4-6 L	9-16-4
30	Dec. 8	@ St. Louis	1-5 L	9-17-4
31	Dec. 9	@ Detroit	5-7 L	9-18-4
32	Dec. 13	Colorado	2-5 L	9-19-4
33	Dec. 15	Los Angeles	7-0 W	10-19-4
34	Dec. 17	@ Phoenix	5-1 W	11-19-4
35	Dec. 18	@ San Jose	0-0 T	11-19-5
36	Dec. 21	Chicago	0-5 L	11-20-5
37	Dec. 23	Dallas	1-3 L	11-21-5
38	Dec. 27	@ Dallas	3-3 T	11-21-6
39	Dec. 29	@ Los Angeles	2-5 L	11-22-6
40	Dec. 31	Philadelphia	0-8 L	11-23-6
41	Jan. 3	Montreal	2-4 L	11-24-6

No	Date	Opponent	Score	Record
42	Jan. 5	Los Angeles	3-2 W	12-24-6
43	Jan. 7	St. Louis	2-3 L	12-25-6
44	Jan. 8	@ Colorado	4-4 T	12-25-7
45	Jan. 10	Florida	2-2 T	12-25-8
46	Jan. 12	@ Chicago	2-3 L	12-26-8
47	Jan. 14	@ Detroit	0-4 L	12-27-8
48	Jan. 15	@ Buffalo	2-6 L	12-28-8
49	Jan. 21	Phoenix	1-6 L	12-29-8
50	Jan. 24	@ Calgary	2-5 L	12-30-8
51	Jan. 26	@ Phoenix	2-4 L	12-31-8
52	Jan. 28	@ Colorado	1-6 L	12-32-8
53	Jan. 30	New Jersey	3-1 W	12-32-8
54	Jan. 31	@ Edmonton	6-3 W	14-32-8
55	Feb. 2	Colorado	1-2 L	14-33-8
56	Feb. 6	Edmonton	5-4 W	15-33-8
57	Feb. 7	San Jose	6-3 W	16-33-8
58	Feb. 25	Anaheim	5-2 W	17-33-8
59	Feb. 27	@ Calgary	4-4 T	17-33-9
60	Feb. 28	Ottawa	6-4 W	18-33-9
61	Mar. 2	@ Los Angeles	2-2 T	18-33-10
62	Mar. 5	Calgary	2-6 L	18-34-10
63	Mar. 7	Tampa Bay	5-2 W	19-34-10
64	Mar. 9	St. Louis	0-4 L	19-35-10
65	Mar. 11	@ Montreal	2-2 T	19-35-11
66	Mar. 12	@ Philadelphia	2-3 L	19-36-11
67	Mar. 14	@ NY Islanders	6-2 W	20-36-11
68	Mar. 17	@ Florida	4-2 W	21-36-11
69	Mar. 18	@ Tampa Bay	2-4 L	21-37-11
70	Mar. 20	@ Ottawa	1-1 T	21-37-12
71	Mar. 21	@ Toronto	1-1 T	21-37-13
72	Mar. 24	NY Islanders	4-3 W	22-37-13
73	Mar. 26	Buffalo	2-5 L	22-38-13
74	Mar. 28	Washington	2-3 L	22-39-13
75	Apr. 1	Edmonton	4-2 W	23-39-13
76	Apr. 4	Dallas	5-3 W	24-39-13
77	Apr. 6	@ Edmonton	2-3 L	24-40-13
78	Apr. 9	@ Calgary	6-3 W	25-40-13
79	Apr. 11	@ San Jose	1-1 T	25-40-14
80	Apr. 15	Los Angeles	0-2 L	25-41-14
81	Apr. 17	Calgary	2-4 L	25-42-14
82	Apr. 19	Toronto	1-2 L	25-43-14

1998.99 SEASON RECORD

NORTHWEST DIVISION FINISH

4th (58 Points)

COACH

Mike Keenan
Marc Crawford

GM

Brian Burke

CAPTAIN

Mark Messier

SCORING

Player	GP	G	A	PTS	PIM
Naslund	80	36	30	66	74
Messier	59	13	35	48	33
Mogilny	59	14	31	45	58
Muckalt	73	16	20	36	98
Ohlund	74	9	26	35	83
Aucoin	82	23	11	34	77
Gagner	FLA 36	4	10	14	39
	VAN 33	2	12	14	24
Jovanovski	FLA 41	3	13	16	82
	VAN 31	2	9	11	44
Scatchard	82	13	13	26	140
McCabe	69	7	14	21	120
Brashear	82	8	10	18	209
May	66	6	11	17	102
Bertuzzi	32	8	8	16	44
York	NYR 5	0	0	0	4
	PIT 2	0	0	0	0
	VAN 49	7	9	16	20
Zezel	41	6	8	14	16
Klatt	PHI 2	0	0	0	0
	VAN 73	4	10	14	12
Hedican	42	2	11	13	34
Hendrickson	35	2	3	5	30
	VAN 27	2	2	4	22

Player	GP	G	A	PTS	PIM
Convery	12	2	7	9	8
Schaefer	25	4	4	8	8
Baron	81	2	6	8	115
Holden	30	2	4	6	10
Robertsson	39	2	2	4	13
Strudwick	65	0	3	3	114
McAllister	28	1	1	2	63
Murzyn	12	0	2	2	21
Cooke	30	0	2	2	27
Staio	57	0	2	2	54
Sopel	5	1	0	1	4
Huscroft	26	0	1	1	63
Snow	65	0	1	1	34
Gordon	4	0	0	0	2
Weekes	11	0	0	0	0
Washburn	FLA 4	0	0	0	4
	VAN 8	0	0	0	2
Hirsch	20	0	0	0	0

Goaltender	GPI	MIN	GA	SO	AVG	W-L-T
Snow	65	3,501	171	6	2.93	20-31-8
Hirsch	20	919	48	1	3.13	3-8-3
Weekes	11	532	34	0	3.83	0-8-1

RESULTS

No	Date	Opponent	Score	Record
1	Oct. 12	Los Angeles	4-2 W	1-0-0
2	Oct. 14	Edmonton	1-4 L	1-1-0
3	Oct. 17	Toronto	4-1 W	2-1-0
4	Oct. 20	@ Carolina	1-3 L	2-2-0
5	Oct. 21	@ Washington	2-1 W	3-2-0
6	Oct. 23	@ Florida	5-0 W	4-2-0
7	Oct. 25	@ Tampa Bay	2-3 L	4-3-0
8	Oct. 27	@ Nashville	4-5 L	4-4-0
9	Oct. 30	Pittsburgh	2-2 T	4-4-1
10	Nov. 1	Washington	4-1 W	5-4-1
11	Nov. 2	@ Edmonton	3-5 L	5-5-1
12	Nov. 7	Nashville	5-3 W	6-5-1
13	Nov. 9	Los Angeles	3-4 L	6-6-1
14	Nov. 12	@ Calgary	4-3 W	7-6-1
15	Nov. 13	Anaheim	5-2 W	8-6-1
16	Nov. 15	Colorado	1-2 L	8-7-1
17	Nov. 18	@ Phoenix	2-4 L	8-8-1
18	Nov. 19	@ Colorado	5-0 W	9-8-1
19	Nov. 21	Detroit	2-4 L	9-9-1
20	Nov. 23	@ Ottawa	3-4 L	9-10-1
21	Nov. 25	@ Toronto	1-5 L	9-11-1
22	Nov. 27	@ Detroit	1-7 L	9-12-1
23	Nov. 29	@ Philadelphia	2-6 L	9-13-1
24	Dec. 1	@ Boston	1-1 T	9-13-2
25	Dec. 4	Dallas	4-1 W	10-13-2
26	Dec. 6	Phoenix	3-3 T	10-13-3
27	Dec. 9	@ Anaheim	4-4 T	10-13-4
28	Dec. 12	@ Los Angeles	0-3 L	10-14-4
29	Dec. 17	Colorado	2-1 W	11-14-4
30	Dec. 19	Nashville	4-6 L	11-15-4
31	Dec. 22	@ Calgary	5-3 W	12-15-4
32	Dec. 23	Calgary	5-2 W	13-15-4
33	Dec. 26	@ San Jose	0-2 L	13-16-4
34	Dec. 27	@ Edmonton	0-3 L	13-17-4
35	Dec. 29	Colorado	2-4 L	13-18-4
36	Dec. 31	Philadelphia	2-6 L	13-19-4
37	Jan. 02	Montreal	1-2 L	13-20-4
38	Jan. 04	@ St. Louis	0-4 L	13-21-4
39	Jan. 06	@ Dallas	4-6 L	13-22-4
40	Jan. 08	Florida	1-1 T	13-22-5
41	Jan. 10	Dallas	2-0 W	14-22-5

No	Date	Opponent	Score	Record
42	Jan. 14	Edmonton	1-3 L	14-23-5
43	Jan. 16	Detroit	2-2 T	14-23-6
44	Jan. 18	@ Dallas	5-3 W	15-23-6
45	Jan. 19	@ Nashville	1-4 L	15-24-6
46	Jan. 28	St. Louis	2-4 L	15-25-6
47	Jan. 30	Chicago	3-2 W	16-25-6
48	Feb. 1	Ottawa	0-1 L	16-26-6
49	Feb. 3	@ Montreal	1-2 L	16-27-6
50	Feb. 4	@ NY Rangers	4-8 L	16-28-6
51	Feb. 7	@ NY Islanders	3-3 T	16-28-7
52	Feb. 9	@ New Jersey	4-3 W	17-28-7
53	Feb. 11	@ Pittsburgh	5-6 OT L	17-29-7
54	Feb. 13	Boston	3-1 W	18-29-7
55	Feb. 15	@ St. Louis	1-8 L	18-30-7
56	Feb. 17	@ Chicago	0-4 L	18-31-7
57	Feb. 20	Anaheim	1-5 L	18-32-7
58	Feb. 23	@ Colorado	4-4 T	18-32-8
59	Feb. 24	@ San Jose	1-1 T	18-32-9
60	Feb. 26	Carolina	1-0 W	19-32-9
61	Feb. 28	Buffalo	0-2 L	19-33-9
62	Mar. 3	San Jose	3-4 L	19-34-9
63	Mar. 5	Calgary	1-5 L	19-35-9
64	Mar. 7	Chicago	2-2 T	19-35-10
65	Mar. 10	@ Anaheim	4-4 T	19-35-11
66	Mar. 11	@ Phoenix	3-0 W	20-35-11
67	Mar. 13	@ Los Angeles	1-3 L	20-36-11
68	Mar. 15	New Jersey	1-2 L	20-37-11
69	Mar. 19	NY Islanders	1-3 L	20-38-11
70	Mar. 20	@ Edmonton	3-4 L	20-39-11
71	Mar. 24	@ Colorado	2-5 L	20-40-11
72	Mar. 25	St. Louis	1-4 L	20-41-11
73	Mar. 27	Montreal	5-1 W	21-41-11
74	Mar. 29	Phoenix	1-0 W	22-41-11
75	Mar. 31	Toronto	5-6 L	22-42-11
76	Apr. 2	San Jose	0-7 L	22-43-11
77	Apr. 3	@ San Jose	2-5 L	22-44-11
78	Apr. 5	@ Chicago	1-2 L	22-45-11
79	Apr. 7	@ Detroit	1-6 L	22-46-11
80	Apr. 10	Edmonton	1-1 T	22-46-12
81	Apr. 12	@ Calgary	2-0 W	23-46-12
82	Apr. 14	Calgary	4-5 L	23-47-12

1999.00 SEASON RECORD

NORTHWEST DIVISION FINISH

3rd (83 Points)

COACH

Marc Crawford

GM

Brian Burke

CAPTAIN

Mark Messier

SCORING

Player	GP	G	A	PTS	PIM
Naslund	82	27	38	65	64
Cassels	79	17	45	62	16
Messier	66	17	37	54	30
Bertuzzi	80	25	25	50	126
Morrison	56	7	28	35	18
Schaefer	71	16	15	31	20
Jovanovski	75	5	21	26	54
Aucoin	57	10	14	24	30
Hawgood	79	5	17	22	26
Klatt	47	10	10	20	26
Ohlund	42	4	16	20	24
Kariya	45	8	11	19	22
York	54	4	13	17	20
May	59	9	7	16	90
Druken	33	7	9	16	10
Brashear	60	11	2	13	136
Cooke	51	5	7	12	39
Baron	81	2	10	12	67
Pederson	47	6	5	11	18
Sharifjanov	37	5	5	10	22
Hendrickson	40	5	4	9	14

Player	GP	G	A	PTS	PIM
Chubarov	49	1	8	9	10
Sopel	18	2	4	6	12
Holden	6	1	5	6	2
O'Sullivan	11	0	5	5	2
Strudwick	63	1	3	4	64
Komarniski	18	1	1	2	8
Snow	32	0	2	2	8
Potvin	56	0	2	2	4
Ruutu	8	0	1	1	6
Bodger	13	0	1	1	4
Leeb	2	0	0	0	2
Michaud	2	0	0	0	0
Bonni	3	0	0	0	0
Vaic	4	0	0	0	0
Schwab	6	0	0	0	2

Goaltender	GPI	MIN	GA	SO	AVG	W-L-T
Potvin	34	1,966	85	0	2.59	12-13-7
Snow	32	1,712	76	0	2.66	10-15-3
Weekes	20	987	47	1	2.86	6-7-4
Schwab	6	269	16	0	3.57	2-1-1
Michaud	2	69	5	0	4.35	0-1-0

RESULTS

No	Date	Opponent	Score	Re cord
1	Oct. 2	NY Rangers	2-1 W	1-0-0-0
2	Oct. 6	Chicago	5-4 W	2-0-0-0
3	Oct. 9	Montreal	4-1 W	3-0-0-0
4	Oct. 13	Calgary	3-4 OT L	3-0-0-1
5	Oct. 15	Carolina	1-4 L	3-1-0-1
6	Oct. 16	@ Calgary	4-4 T	3-1-1-1
7	Oct. 19	@ Tampa Bay	6-5 OT W	4-1-1-1
8	Oct. 20	@ Florida	2-5 L	4-2-1-1
9	Oct. 23	@ NY Islanders	2-2 T	4-2-2-1
10	Oct. 24	@ NY Rangers	3-0 W	5-2-2-1
11	Oct. 26	@ Philadelphia	5-2 W	6-2-2-1
12	Oct. 28	Phoenix	1-4 L	6-3-2-1
13	Oct. 30	Nashville	4-1 W	7-3-2-1
14	Nov. 5	Florida	3-2 W	8-3-2-1
15	Nov. 7	St. Louis	1-6 L	8-4-2-1
16	Nov. 9	San Jose	4-4 T	8-4-3-1
17	Nov. 12	@ Phoenix	3-2 W	9-4-3-1
18	Nov. 15	Colorado	2-2 T	9-4-4-1
19	Nov. 17	Detroit	2-7 L	9-5-4-1
20	Nov. 20	@ Nashville	3-1 W	10-5-4-1
21	Nov. 22	@ Atlanta	3-6 L	10-6-4-1
22	Nov. 24	@ Carolina	1-1 T	10-6-5-1
23	Nov. 26	@ Boston	2-2 T	10-6-6-1
24	Nov. 27	@ Montreal	1-2 L	10-7-6-1
25	Nov. 30	Colorado	2-4 L	10-8-6-1
26	Dec. 2	Edmonton	3-2 OT W	11-8-6-1
27	Dec. 4	@ Edmonton	2-3 L	11-9-6-1
28	Dec. 6	@ Colorado	2-5 L	11-10-6-1
29	Dec. 8	@ Anaheim	2-2 T	11-10-7-1
30	Dec. 10	@ Calgary	2-3 L	11-11-7-1
31	Dec. 12	Colorado	2-3 OT L	11-11-7-2
32	Dec. 16	Ottawa	1-2 L	11-12-7-2
33	Dec. 18	Dallas	2-4 L	11-13-7-2
34	Dec. 22	Washington	6-3 W	12-13-7-2
35	Dec. 26	Calgary	0-2 L	12-14-7-2
36	Dec. 29	Philadelphia	2-3 OT L	12-14-7-3
37	Jan. 2	@ Calgary	2-4 L	12-15-7-3
38	Jan. 5	Tampa Bay	3-3 T	12-15-8-3
39	Jan. 7	@ Dallas	3-1 W	13-15-8-3
40	Jan. 8	@ St. Louis	2-4 L	13-16-8-3
41	Jan. 12	@ Chicago	2-3 OT L	13-16-8-4

No	Date	Opponent	Score	Record
42	Jan. 13	@ Nashville	4-3 OT W	14-16-8-4
43	Jan. 15	Dallas	1-2 L	14-17-8-4
44	Jan. 17	Toronto	4-5 OT L	14-17-8-5
45	Jan. 19	Detroit	3-3 T	14-17-9-5
46	Jan. 22	@ Edmonton	3-3 T	14-17-10-5
47	Jan. 23	Nashville	1-2 L	14-18-10-5
48	Jan. 25	Edmonton	4-5 OT L	14-18-10-6
49	Jan. 28	San Jose	4-1 W	15-18-10-6
50	Jan. 30	Chicago	1-3 L	15-19-10-6
51	Feb. 1	@ Colorado	1-2 L	15-20-10-6
52	Feb. 3	St. Louis	2-5 L	15-21-10-6
53	Feb. 9	Calgary	4-3 OT W	16-21-10-6
54	Feb. 12	@ Toronto	4-1 W	17-21-10-6
55	Feb. 14	@ Pittsburgh	0-3 L	17-22-10-6
56	Feb. 16	@ Detroit	2-5 L	17-23-10-6
57	Feb. 17	@ Buffalo	2-1 W	18-23-10-6
58	Feb. 19	@ Ottawa	3-1 W	19-23-10-6
59	Feb. 21	Boston	5-2 W	20-23-10-6
60	Feb. 23	@ Anaheim	4-4 T	20-23-11-6
61	Feb. 25	Los Angeles	2-5 L	20-24-11-6
62	Feb. 27	Phoenix	2-1 W	21-24-11-6
63	Feb. 29	@ Los Angeles	1-1 T	21-24-12-6
64	Mar. 2	Anaheim	3-1 W	22-24-12-6
65	Mar. 4	New Jersey	4-2 W	23-24-12-6
66	Mar. 6	Toronto	5-6 OT L	23-24-12-7
67	Mar. 8	@ Dallas	3-3 T	23-24-13-7
68	Mar. 9	@ St. Louis	2-2 T	23-24-14-7
69	Mar. 11	@ Phoenix	0-5 L	23-25-14-7
70	Mar. 13	@ Los Angeles	2-3 OT L	23-25-14-8
71	Mar. 16	Buffalo	6-3 W	24-25-14-8
72	Mar. 18	Ottawa	6-1 W	25-25-14-8
73	Mar. 20	@ Colorado	3-2 W	26-25-14-8
74	Mar. 22	@ San Jose	3-4 L	26-26-14-8
75	Mar. 24	Anaheim	8-1 W	27-26-14-8
76	Mar. 25	@ Edmonton	3-2 W	28-26-14-8
77	Mar. 29	@ Detroit	3-6 L	28-27-14-8
78	Mar. 31	@ Nashville	1-2 L	28-28-14-8
79	Apr. 2	@ Chicago	3-2 W	29-28-14-8
80	Apr. 5	Los Angeles	1-1 T	29-29-15-8
81	Apr. 7	Edmonton	4-5 OT L	29-29-15-8
82	Apr. 9	@ San Jose	5-2 W	30-29-15-8

2000.01 SEASON RECORD

NORTHWEST DIVISION FINISH

3rd (90 Points)

COACH

Marc Crawford

GM

Brian Burke

CAPTAIN

Markus Naslund

SCORING

Player	GP	G	A	PTS	PIM
Naslund	72	41	34	75	58
Cassels	66	12	44	56	10
Bertuzzi	79	25	30	55	93
Morrison	82	16	38	54	42
Jovanovski	79	12	35	47	102
Schaefer	82	16	20	36	22
D. Sedin	75	20	14	34	24
Klatt	77	13	20	33	31
Druken	55	15	15	30	14
H. Sedin	82	9	20	29	38
Brashear	79	9	19	28	145
Ohlund	65	8	20	28	46
Cooke	81	14	13	27	94
Berehowsky	VAN 14	1	1	2	21
	NSH 66	6	18	24	100
Sopel	52	4	10	14	10
Lachance	76	3	11	14	46
Pederson	61	4	8	12	65
Baron	82	3	8	11	63

Player	GP	G	A	PTS	PIM	
Stapleton	VAN 18	1	2	3	8	
	NYI 35	1	4	5	2	
Hawgood	16	2	5	7	6	
Kariya	17	1	6	7	8	
Ruutu	21	3	3	6	32	
Helmer	20	2	4	6	18	
Strudwick	60	1	4	5	64	
Holden	10	1	0	1	0	
Allen	6	0	0	0	0	
Chubarov	1	0	0	0	0	
Cloutier	VAN 16	0	0	0	0	
	TB 24	0	0	0	4	
Essensa	39	0	0	0	4	
Brown	1	0	0	0	5	
Goaltender	GPI	MIN	GA	SO	AVG	W-L-T
Cloutier	16	914	37	0	2.43	4-6-5
Essensa	39	2,059	92	1	2.68	18-12-3
Potvin	35	2,006	103	1	3.08	14-17-3

RESULTS

No	Date	Opponent	Score	Record
1	Oct. 5	@ Philadelphia	3-6 L	0-1-0-0
2	Oct. 6	@ Florida	4-3 W	1-1-0-0
3	Oct. 8	@ Tampa Bay	5-4 W	2-1-0-0
4	Oct. 12	Colorado	2-5 L	2-2-0-0
5	Oct. 14	Buffalo	4-0 W	3-2-0-0
6	Oct. 16	Toronto	5-2 W	4-2-0-0
7	Oct. 18	Calgary	4-1 W	5-2-0-0
8	Oct. 21	Phoenix	2-3 OT L	5-2-0-1
9	Oct. 24	@ Nashville	4-4 T	5-2-1-1
10	Oct. 25	@ Dallas	6-2 W	6-2-1-1
11	Oct. 27	Atlanta	1-1 T	6-2-2-1
12	Nov. 1	Colorado	4-3 W	7-2-2-1
13	Nov. 3	Pittsburgh	2-4 L	7-3-2-1
14	Nov. 5	San Jose	2-2 T	7-3-3-1
15	Nov. 8	@ Anaheim	7-2 W	8-3-3-1
16	Nov. 9	@ Los Angeles	0-2 L	8-4-3-1
17	Nov. 11	St. Louis	2-5 L	8-5-3-1
18	Nov. 14	Chicago	4-2 W	9-5-3-1
19	Nov. 17	NY Rangers	4-3 W	10-5-3-1
20	Nov. 19	@ Columbus	6-1 W	11-5-3-1
21	Nov. 21	@ St. Louis	4-3 W	12-5-3-1
22	Nov. 22	@ Washington	2-3 OT L	12-5-3-2
23	Nov. 24	@ Detroit	2-3 L	12-6-3-2
24	Nov. 26	@ Minnesota	2-4 L	12-7-3-2
25	Nov. 28	Anaheim	4-1 W	13-7-3-2
26	Nov. 30	Montreal	3-4 L	13-8-3-2
27	Dec. 2	Edmonton	5-2 W	14-8-3-2
28	Dec. 4	Nashville	6-3 W	15-8-3-2
29	Dec. 6	@ Phoenix	1-1 T	15-8-4-2
30	Dec. 8	@ San Jose	6-1 W	16-8-4-2
31	Dec. 10	Los Angeles	1-2 L	16-9-4-2
32	Dec. 16	Columbus	4-3 W	17-9-4-2
33	Dec. 20	@ Edmonton	2-3 OT L	17-9-4-3
34	Dec. 21	@ Chicago	4-6 L	17-10-4-3
35	Dec. 23	@ Colorado	2-3 OT L	17-10-4-4
36	Dec. 27	Montreal	3-2 W	18-10-4-4
37	Dec. 29	@ Calgary	0-5 L	18-11-4-4
38	Dec. 30	@ San Jose	6-3 W	19-11-4-4
39	Jan. 1	@ Nashville	5-2 W	20-11-4-4
40	Jan. 3	@ Chicago	0-6 L	20-12-4-4
41	Jan. 6	Columbus	4-3 W	21-12-4-4

No	Date	Opponent	Score	Record
42	Jan. 8	Nashville	2-1 W	22-12-4-4
43	Jan. 10	Ottawa	1-5 L	22-13-4-4
44	Jan. 12	@ Edmonton	3-2 W	23-13-4-4
45	Jan. 14	Calgary	5-1 W	24-13-4-4
46	Jan. 16	Detroit	2-4 L	24-14-4-4
47	Jan. 18	@ Colorado	3-7 L	24-15-4-4
48	Jan. 20	@ St. Louis	0-3 L	24-16-4-4
49	Jan. 22	@ Dallas	1-2 L	24-17-4-4
50	Jan. 24	Phoenix	6-2 W	25-17-4-4
51	Jan. 27	@ Calgary	5-3 W	26-17-4-4
52	Jan. 28	Chicago	2-6 L	26-18-4-4
53	Jan. 30	Minnesota	3-2 W	27-18-4-4
54	Feb. 1	Colorado	5-3 W	28-18-4-4
55	Feb. 8	San Jose	0-0 T	28-18-5-4
56	Feb. 10	Calgary	1-4 L	28-19-5-4
57	Feb. 14	Washington	3-4 OT L	28-19-5-5
58	Feb. 17	@ Edmonton	6-5 W	29-19-5-5
59	Feb. 18	NY Islanders	3-2 W	30-19-5-5
60	Feb. 21	@ Montreal	2-1 W	31-19-5-5
61	Feb. 22	@ Toronto	1-4 L	31-20-5-5
62	Feb. 24	@ Ottawa	0-3 L	31-21-5-5
63	Feb. 26	@ Minnesota	5-2 W	32-21-5-5
64	Feb. 28	Dallas	5-4 W	33-21-5-5
65	Mar. 2	St. Louis	3-2 W	34-21-5-5
66	Mar. 4	Minnesota	3-4 OT L	34-21-5-6
67	Mar. 6	@ Detroit	3-4 L	34-22-5-6
68	Mar. 8	Phoenix	2-3 OT L	34-22-5-7
69	Mar. 10	Toronto	3-3 T	34-22-6-7
70	Mar. 13	@ Detroit	2-2 T	34-22-7-7
71	Mar. 15	@ Boston	2-2 T	34-22-8-7
72	Mar. 16	@ Buffalo	4-2 L	34-23-8-7
73	Mar. 18	@ Atlanta	5-3 W	35-23-8-7
74	Mar. 21	@ Columbus	1-1 T	35-23-9-7
75	Mar. 23	@ New Jersey	0-4 L	35-24-9-7
76	Mar. 25	@ Minnesota	2-2 T	35-24-10-7
77	Mar. 28	Dallas	1-3 L	35-25-10-7
78	Mar. 30	Anaheim	2-2 T	35-25-11-7
79	Apr. 1	@ Anaheim	1-2 L	35-26-11-7
80	Apr. 2	@ Los Angeles	1-3 L	35-27-11-7
81	Apr. 5	Los Angeles	3-2 W	36-27-11-7
82	Apr. 7	Edmonton	2-4 L	36-28-11-7

2001.02 SEASON RECORD

NORTHWEST DIVISION FINISH

2nd (94 Points)

COACH

Marc Crawford

GM

Brian Burke

CAPTAIN

Markus Naslund

SCORING

Player	GP	G	A	PTS	PIM
Naslund	81	40	50	90	50
Bertuzzi	72	36	49	85	110
Morrison	82	23	44	67	26
Cassels	53	11	39	50	22
Jovanovski	82	17	31	48	101
Linden	VAN 64	12	22	34	65
	WSH 16	1	2	3	6
Ohlund	81	10	26	36	56
H. Sedin	82	16	20	36	36
Cooke	82	13	20	33	111
D. Sedin	79	9	23	32	32
Hlavac	VAN 46	9	12	21	10
	PHI 31	7	3	10	8
Letowski	VAN 42	7	10	17	15
	PHX 33	2	6	8	4
Sopel	66	8	17	25	44
Klatt	34	8	7	15	10
Lachance	81	1	10	11	50
Helmer	40	5	5	10	53
Chubarov	51	5	5	10	10
Warriner	VAN 14	2	4	6	12
	PHX 18	0	3	3	8

Player	GP	G	A	PTS	PIM
Ruutu	49	2	7	9	74
Druken	27	4	4	8	6
Kurtz	27	3	5	8	14
Baron	61	1	6	7	68
Strudwick	44	2	4	6	96
Vasiljevs	18	3	2	5	2
Kariya	3	0	1	1	2
Auld	1	0	1	1	0
Holden	8	0	0	0	2
Allen	11	0	0	0	6
Tezikov	2	0	0	0	0
Leeb	2	0	0	0	0
Bouc	PHX 7	0	0	0	4
Brown	15	0	0	0	72
Cloutier	62	0	0	0	20
Skudra	23	0	0	0	2
Brochu	6	0	0	0	0

Goaltender	GPI	MIN	GA	SO	AVG	W-L-T
Auld	1	59	2	0	2.03	1-0-0
Skudra	23	1,165	47	2	2.42	10-8-2
Cloutier	62	3,501	142	7	2.43	31-22-5
Brochu	6	216	15	1	4.17	0-3-0

RESULTS

No	Date	Opponent	Score	Record
1	Oct. 4	Chicago	4-5 L	0-1-0-0
2	Oct. 6	Detroit	1-4 L	0-2-0-0
3	Oct. 9	@ Colorado	4-5 L	0-3-0-0
4	Oct.11	@ Dallas	4-1 W	1-3-0-0
5	Oct.13	Colorado	4-0 W	2-3-0-0
6	Oct.16	Florida	2-2 T	2-3-1-0
7	Oct.18	Toronto	5-6 L	2-4-1-0
8	Oct.20	@ Phoenix	2-5 L	2-5-1-0
9	Oct.21	@ Anaheim	1-3 L	2-6-1-0
10	Oct.23	Nashville	4-2 W	3-6-1-0
11	Oct.25	@ Colorado	1-4 L	3-7-1-0
12	Oct.27	@ Edmonton	2-3 L	3-8-1-0
13	Oct.30	Columbus	3-1 W	4-8-1-0
14	Nov.1	Montreal	4-0 W	5-8-1-0
15	Nov.3	@ San Jose	1-5 L	5-9-1-0
16	Nov.6	@ Columbus	3-2 W	6-9-1-0
17	Nov.8	@ St. Louis	1-3 L	6-10-1-0
18	Nov.9	@ Chicago	1-3 L	6-11-1-0
19	Nov.11	@ Minnesota	5-0 W	7-11-1-0
20	Nov.13	Chicago	3-2 W	8-11-1-0
21	Nov.15	St. Louis	2-1 W	9-11-1-0
22	Nov.17	Edmonton	2-2 T	9-11-2-0
23	Nov.20	@ Ottawa	0-3 L	9-12-2-0
24	Nov.21	@ Pittsburgh	4-1 W	10-12-2-0
25	Nov.23	@ Boston	2-3 L	10-13-2-0
26	Nov.25	@ Philadelphia	4-1 W	11-13-2-0
27	Nov.27	@ Minnesota	1-2 L	11-14-2-0
28	Nov.28	@ Chicago	3-3 T	11-14-3-0
29	Nov.30	Colorado	2-5 L	11-15-3-0
30	Dec.2	Dallas	2-4 L	11-16-3-0
31	Dec.6	Anaheim	3-2 W	12-16-3-0
32	Dec.8	San Jose	1-5 L	12-17-3-0
33	Dec.10	Tampa Bay	1-1 T	12-17-4-0
34	Dec.12	@ Anaheim	1-0 W	13-17-4-0
35	Dec.13	@ Los Angeles	3-6 L	13-18-4-0
36	Dec.15	Detroit	3-0 W	14-18-4-0
37	Dec.19	@ Detroit	1-4 L	14-19-4-0
38	Dec.20	@ Nashville	2-6 L	14-20-4-0
39	Dec.22	Minnesota	1-2 L	14-21-4-0
40	Dec.27	Calgary	4-2 W	15-21-4-0
41	Dec.29	New Jersey	4-2 W	16-21-4-0

No	Date	Opponent	Score	Record
42	Dec.31	Philadelphia	1-2 L	16-22-4-0
43	Jan.3	Montreal	5-2 W	17-22-4-0
44	Jan.5	@ Edmonton	4-3 W	18-22-4-0
45	Jan.8	@ Buffalo	2-3 L	18-23-4-0
46	Jan.9	@ Detroit	4-5 OT L	18-23-4-1
47	Jan.12	Carolina	7-1 W	19-23-4-1
48	Jan.15	Pittsburgh	5-2 W	20-23-4-1
49	Jan.17	@ St. Louis	4-5 L	20-24-4-1
50	Jan.19	@ Washington	5-1 W	21-24-4-1
51	Jan.21	@ Carolina	7-5 W	22-24-4-1
52	Jan.23	@ Dallas	4-2 W	23-24-4-1
53	Jan.25	Toronto	6-1 W	24-24-4-1
54	Jan.26	@ Calgary	2-0 W	25-24-4-1
55	Jan.28	Nashville	5-1 W	26-24-4-1
56	Jan.30	Edmonton	2-2 T	26-24-5-1
57	Feb.4	Phoenix	4-2 W	27-24-5-1
58	Feb.8	@ Calgary	4-1 W	28-24-5-1
59	Feb.9	Calgary	3-4 L	28-25-5-1
60	Feb.12	Boston	1-2 OT L	28-25-6-2
61	Feb.26	St. Louis	4-4 T	28-25-6-2
62	Feb.28	Dallas	3-4 OT L	28-25-6-3
63	Mar.2	Minnesota	6-3 W	29-25-6-3
64	Mar.7	@ Phoenix	1-6 L	29-26-6-3
65	Mar.9	@ San Jose	0-2 L	29-27-6-3
66	Mar.10	San Jose	4-7 L	29-28-6-3
67	Mar.12	@ Nashville	5-0 W	30-28-6-3
68	Mar.14	@ Columbus	5-1 W	31-28-6-3
69	Mar.16	@ Atlanta	4-2 W	32-28-6-3
70	Mar.17	@ New Jersey	3-2 W	33-28-6-3
71	Mar.19	@ NY Rangers	3-1 W	34-28-6-3
72	Mar.21	@ NY Islanders	2-3 L	34-29-6-3
73	Mar.24	Edmonton	0-2 L	34-30-6-3
74	Mar.26	Los Angeles	4-0 W	35-30-6-3
75	Mar.28	Columbus	4-3 W	36-30-6-3
76	Mar.30	Anaheim	4-1 W	37-30-6-3
77	April.2	@ Los Angeles	4-4 T	37-30-7-3
78	April.5	Minnesota	5-4 W	38-30-7-3
79	April.7	Phoenix	4-3 W	39-30-7-3
80	April.9	@ Colorado	2-1 W	40-30-7-3
81	April.11	Los Angeles	5-2 W	41-30-7-3
82	April.13	@ Calgary	4-1 W	42-30-7-3

2002.03 SEASON RECORD

NORTHWEST DIVISION FINISH

2nd (104 Points)

COACH

Marc Crawford

GM

Brian Burke

CAPTAIN

Markus Naslund

SCORING

Player	GP	G	A	PTS	PIM	Player	GP	G	A	PTS	PIM
Naslund	82	48	56	104	52	Reid	7	2	3	5	0
Bertuzzi	82	46	51	97	144	Ruutu	36	2	2	4	66
Morrison	82	25	46	71	36	Baumgartner	8	1	2	3	4
Jovanovski	67	6	40	46	113	Cloutier	57	0	3	3	24
Cooke	82	15	27	42	82	King	8	0	2	2	0
Linden	71	19	22	41	30	Langdon	VAN 45	0	1	1	143
H. Sedin	78	8	31	39	38	CAR 9	0	0	0	0	16
Sopel	81	7	30	37	23	Fedorov	7	0	1	1	4
D. Sedin	79	14	17	31	34	Skudra	23	0	1	1	0
Salo	79	9	21	30	10	Kavanagh	3	1	0	1	2
Klutt	82	16	13	29	8	Auld	7	0	0	0	0
Ohlund	59	2	27	29	42	Helmer	2	0	0	0	0
Letowski	78	11	14	25	36	Komarniski	1	0	0	0	2
Malik	VAN 69	7	11	18	52	Jokela	1	0	0	0	0
Chubarov	CAR 10	0	2	2	16	Moss	1	0	0	0	0
Lindgren	62	7	13	20	6						
Allen	54	5	9	14	18						
May	48	5	3	8	73						
Baron	VAN 3	0	0	0	10						
	PHX 20	3	4	7	32						
	78	2	4	6	62						

RESULTS

No	Date	Opponent	Score	Record	No	Date	Opponent	Score	Record
1	Oct. 10	@ Calgary	3-0 W	1-0-0-0	42	Jan. 10	Columbus	2-3 L	25-12-5-0
2	Oct. 12	San Jose	5-3 W	2-0-0-0	43	Jan. 11	@ San Jose	0-3 L	25-13-5-0
3	Oct. 14	Calgary	2-3 L	2-1-0-0	44	Jan. 14	Nashville	4-3 W	26-13-5-0
4	Oct. 16	Boston	3-6 L	2-2-0-0	45	Jan. 16	@ Minnesota	2-5 L	26-14-5-0
5	Oct. 18	@ Anaheim	2-2 T	2-2-1-0	46	Jan. 17	@ Chicago	4-2 W	27-14-5-0
6	Oct. 19	@ Los Angeles	2-2 T	2-2-2-0	47	Jan. 19	@ Detroit	4-1 W	28-14-5-0
7	Oct. 21	@ San Jose	5-2 W	3-2-2-0	48	Jan. 21	@ Nashville	2-3 L	28-15-5-0
8	Oct. 24	Anaheim	2-2 T	3-2-3-0	49	Jan. 24	Detroit	2-5 L	28-16-5-0
9	Oct. 26	Dallas	1-4 L	3-3-3-0	50	Jan. 26	Phoenix	1-0 W	29-16-5-0
10	Oct. 29	Buffalo	1-1 T	3-3-4-0	51	Jan. 28	Minnesota	2-2 T	29-16-6-0
11	Oct. 31	Colorado	1-5 L	3-4-4-0	52	Jan. 30	Edmonton	3-3 T	29-16-7-0
12	Nov. 2	@ Minnesota	4-2 W	4-4-4-0	53	Feb. 4	@ Pittsburgh	3-2 W	30-16-7-0
13	Nov. 4	@ Colorado	4-2 W	5-4-4-0	54	Feb. 5	@ Columbus	4-4 T	30-16-8-0
14	Nov. 6	@ Dallas	4-4 L	5-5-4-0	55	Feb. 7	@ Buffalo	4-2 W	31-16-8-0
15	Nov. 9	@ Phoenix	5-2 W	6-5-4-0	56	Feb. 10	Chicago	2-1 W	32-16-8-0
16	Nov. 12	St. Louis	6-3 W	7-5-4-0	57	Feb. 13	Colorado	2-1 W	33-16-8-0
17	Nov. 14	Los Angeles	3-2 W	8-5-4-0	58	Feb. 15	@ Calgary	2-2 T	33-16-9-0
18	Nov. 16	NY Rangers	3-1 W	9-5-4-0	59	Feb. 18	@ Detroit	4-3 W	34-16-9-0
19	Nov. 20	Chicago	5-3 W	10-5-4-0	60	Feb. 20	@ St. Louis	4-2 W	35-16-9-0
20	Nov. 22	Detroit	4-1 W	11-5-4-0	61	Feb. 22	@ Edmonton	3-2 W	36-16-9-0
21	Nov. 25	@ Minnesota	2-1 W	12-5-4-0	62	Feb. 23	Columbus	7-2 W	37-16-9-0
22	Nov. 27	@ Carolina	3-2 W	13-5-4-0	63	Feb. 25	Atlanta	8-0 W	38-16-9-0
23	Nov. 29	@ Tampa Bay	5-3 W	14-5-4-0	64	Feb. 27	San Jose	2-3 L	38-17-9-0
24	Nov. 30	@ Florida	5-2 W	15-5-4-0	65	Mar. 1	@ Montreal	1-1 T	38-17-10-0
25	Dec. 3	@ NY Islanders	1-2 L	15-6-4-0	66	Mar. 3	@ Boston	6-4 W	39-17-10-0
26	Dec. 4	@ New Jersey	3-2 W	16-6-4-0	67	Mar. 4	@ Philadelphia	0-3 L	39-18-10-0
27	Dec. 7	Minnesota	2-4 L	16-7-4-0	68	Mar. 6	@ Columbus	4-5 OT L	39-18-10-1
28	Dec. 9	Calgary	1-2 L	16-8-4-0	69	Mar. 8	@ Toronto	3-3 T	39-18-11-1
29	Dec. 11	Colorado	3-1 W	17-8-4-0	70	Mar. 11	NY Islanders	4-3 W	40-18-11-1
30	Dec. 14	@ Edmonton	6-3 W	18-8-4-0	71	Mar. 13	St. Louis	4-4 T	40-18-12-1
31	Dec. 15	Calgary	3-3 T	18-8-5-0	72	Mar. 15	Toronto	0-1 L	40-19-12-1
32	Dec. 17	@ Chicago	2-3 L	18-9-5-0	73	Mar. 17	@ Dallas	4-2 W	41-19-12-1
33	Dec. 19	@ Nashville	3-1 W	19-9-5-0	74	Mar. 18	@ St. Louis	4-6 L	41-20-12-1
34	Dec. 21	Edmonton	4-3 W	20-9-5-0	75	Mar. 20	Nashville	7-3 W	42-20-12-1
35	Dec. 23	@ Colorado	3-5 L	20-10-5-0	76	Mar. 23	Washington	6-0 W	43-20-12-1
36	Dec. 26	@ Edmonton	4-2 W	21-10-5-0	77	Mar. 25	Dallas	3-4 L	43-21-12-1
37	Dec. 28	Anaheim	7-3 W	22-10-5-0	78	Mar. 27	Phoenix	5-1 W	44-21-12-1
38	Dec. 31	Toronto	3-5 L	22-11-5-0	79	Mar. 29	@ Los Angeles	5-1 W	45-21-12-1
39	Jan. 2	Montreal	3-2 W	23-11-5-0	80	Mar. 30	@ Anaheim	1-3 L	45-22-12-1
40	Jan. 4	Florida	3-2 W	24-11-5-0	81	Apr. 2	@ Phoenix	3-3 T	45-22-13-1
41	Jan. 8	Ottawa	6-4 W	25-11-5-0	82	Apr. 6	Los Angeles	0-2 L	45-23-13-1

2003.04 SEASON RECORD

NORTHWEST DIVISION FINISH

1st (101 Points)

COACH

Marc Crawford

GM

Brian Burke

CAPTAIN

Markus Naslund

SCORING

Player	GP	G	A	PTS	PIM
Naslund	78	35	49	84	58
Morrison	82	22	38	60	50
Bertuzzi	69	17	43	60	122
D. Sedin	82	18	36	54	18
Rucinsky	VAN 13	1	2	3	10
	NYR 69	13	29	42	62
H. Sedin	76	11	31	42	32
Sopel	80	10	32	42	36
Sanderson	VAN 13	3	4	7	4
	CBJ 67	13	16	29	34
Linden	82	14	22	36	26
Ohlund	82	14	20	34	73
Salo	74	7	19	26	22
Cooke	53	11	12	23	73
Jovanovski	56	7	16	23	64
King	47	12	9	21	8
Chubarov	65	12	7	19	14
Malik	78	3	16	19	45
Keane	64	8	9	17	20

Player	GP	G	A	PTS	PIM	
Arvedson	41	8	7	15	12	
Ruutu	71	6	8	14	133	
May	70	5	6	11	137	
Bergevin	VAN 9	0	2	2	2	
	PIT 52	1	8	9	27	
Player	GP	G	A	PTS	PIM	
Allen	74	2	5	7	94	
Kesler	28	2	3	5	16	
Bouck	18	1	2	3	23	
Baumgartner	VAN 9	0	3	3	2	
	PIT 5	0	0	0	2	
Brookbank	VAN 20	2	0	2	95	
	NSH 9	0	0	0	38	
Cloutier	60	0	1	1	22	
Hedberg	21	0	0	0	10	
Goaltender	GPI	MIN	GA	SO	AVG	W-L-T
Auld	6	349	12	0	2.06	2-2-2
Cloutier	60	3,539	134	5	2.27	33-21-6
Hedberg	21	1,098	46	3	2.51	8-6-2

RESULTS

No	Date	Opponent	Score	Record
1	Oct. 9	Calgary	4-1 W	1-0-0-0
2	Oct. 11	Edmonton	3-0 W	2-0-0-0
3	Oct. 13	@ Columbus	2-3 L	2-1-0-0
4	Oct. 16	@ Detroit	2-3 L	2-2-0-0
5	Oct. 18	@ Minnesota	2-2 T	2-2-1-0
6	Oct. 20	Buffalo	6-1 W	3-2-1-0
7	Oct. 22	St. Louis	3-2 W	4-2-1-0
8	Oct. 26	Phoenix	3-3 T	4-2-2-0
9	Oct. 28	Columbus	6-3 W	5-2-2-0
10	Oct. 30	@ Los Angeles	3-1 W	6-2-2-0
11	Oct. 31	@ Phoenix	4-1 W	7-2-2-0
12	Nov. 3	Detroit	5-1 W	8-2-2-0
13	Nov. 5	@ Nashville	4-3 W	9-2-2-0
14	Nov. 6	@ St. Louis	2-3 L	9-3-2-0
15	Nov. 8	Minnesota	4-3 W	10-3-2-0
16	Nov. 11	@ Minnesota	0-1 L	10-4-2-0
17	Nov. 13	@ Philadelphia	3-4 OT L	10-4-2-1
18	Nov. 15	@ Boston	1-2 OT L	10-4-2-2
19	Nov. 18	Montreal	5-4 W	11-4-2-2
20	Nov. 20	Chicago	3-2 W	12-4-2-2
21	Nov. 22	Toronto	3-5 L	12-5-2-2
22	Nov. 24	@ Toronto	1-2 L	12-6-2-2
23	Nov. 25	@ Montreal	5-2 W	13-6-2-2
24	Nov. 27	@ Ottawa	3-2 W	14-6-2-2
25	Nov. 29	@ Calgary	4-4 T	14-6-3-2
26	Dec. 4	Calgary	1-4 L	14-7-3-2
27	Dec. 6	Minnesota	1-1 T	14-7-4-2
28	Dec. 9	Pittsburgh	4-3 W	15-7-4-2
29	Dec. 11	Colorado	1-1 T	15-7-5-2
30	Dec. 14	Carolina	2-1 W	16-7-5-2
31	Dec. 16	@ Nashville	2-1 W	17-7-5-2
32	Dec. 17	@ Dallas	1-3 L	17-8-5-2
33	Dec. 20	@ Edmonton	3-4 W	18-8-5-2
34	Dec. 22	Los Angeles	4-4 T	18-8-6-2
35	Dec. 26	@ Calgary	2-0 W	19-8-6-2
36	Dec. 27	Edmonton	2-6 L	19-9-6-2
37	Dec. 29	@ Colorado	3-2 W	20-9-6-2
38	Dec. 31	@ Chicago	4-3 W	21-9-6-2
39	Jan. 2	Colorado	2-4 L	21-10-6-2
40	Jan. 3	@ Calgary	3-1 W	22-10-6-2
41	Jan. 5	San Jose	1-2 L	22-11-6-2

No	Date	Opponent	Score	Record
42	Jan. 8	@ Los Angeles	3-1 W	23-11-6-2
43	Jan. 9	@ Anaheim	5-2 W	24-11-6-2
44	Jan. 11	Florida	2-2 T	24-11-7-2
45	Jan. 13	@ Phoenix	4-1 W	25-11-7-2
46	Jan. 15	@ San Jose	1-3 L	25-12-7-2
47	Jan. 17	Anaheim	1-2 L	25-13-7-2
48	Jan. 19	Dallas	2-3 L	25-14-7-2
49	Jan. 21	Tampa Bay	5-4 W	26-14-7-2
50	Jan. 25	Nashville	4-1 W	27-14-7-2
51	Jan. 27	Chicago	3-2 W	28-14-7-2
52	Jan. 29	@ St. Louis	4-2 W	29-14-7-2
53	Jan. 31	@ Washington	6-1 W	30-14-7-2
54	Feb. 2	@ NY Rangers	3-4 L	30-15-7-2
55	Feb. 3	@ NY Islanders	4-5 OT L	30-15-7-3
56	Feb. 5	@ New Jersey	4-0 W	31-15-7-3
57	Feb. 11	Calgary	2-3 L	31-16-7-3
58	Feb. 13	Atlanta	1-4 L	31-17-7-3
59	Feb. 14	Anaheim	1-2 L	31-18-7-3
60	Feb. 16	@ Colorado	1-0 W	32-18-7-3
61	Feb. 19	@ Minnesota	2-6 L	32-19-7-3
62	Feb. 21	@ Edmonton	3-4 OT L	32-19-7-4
63	Feb. 24	Detroit	4-2 W	33-19-7-4
64	Feb. 26	San Jose	3-2 W	34-19-7-4
65	Feb. 28	St. Louis	2-0 W	35-19-7-4
66	Mar. 3	@ Colorado	5-5 T	35-19-8-4
67	Mar. 5	@ Detroit	1-3 L	35-20-8-4
68	Mar. 6	@ Columbus	4-0 W	36-20-8-4
69	Mar. 8	Colorado	2-9 L	36-21-8-4
70	Mar. 10	Minnesota	1-1 T	36-21-9-4
71	Mar. 12	@ Edmonton	4-3 W	37-21-9-4
72	Mar. 13	Ottawa	1-2 L	37-22-9-4
73	Mar. 16	Nashville	2-2 T	37-22-10-4
74	Mar. 18	@ Dallas	0-3 L	37-23-10-4
75	Mar. 19	@ Chicago	3-4 OT L	37-23-10-5
76	Mar. 21	Columbus	4-5 L	37-24-10-5
77	Mar. 24	Los Angeles	1-0 W	38-24-10-5
78	Mar. 27	Dallas	3-2 W	39-24-10-5
79	Mar. 29	Phoenix	6-1 W	40-24-10-5
80	Mar. 31	@ Anaheim	2-1 W	41-24-10-5
81	Apr. 2	@ San Jose	4-1 W	42-24-10-5
82	Apr. 3	Edmonton	5-2 W	43-24-10-5

2005.06 SEASON RECORD

NORTHWEST DIVISION FINISH

4th (92 Points)

COACH

Marc Crawford

GM

Dave Nonis

CAPTAIN

Markus Naslund

SCORING

Player	GP	G	A	PTS	PIM	Player	GP	G	A	PTS	PIM
Naslund	81	32	47	79	66	Mojzis	7	0	1	1	12
H. Sedin	82	18	57	75	56	Burrows	43	7	5	12	61
Bertuzzi	82	25	46	71	120	Brown	VAN 12	0	0	0	8
D. Sedin	82	22	49	71	34		NJ 35	1	11	12	27
Morrison	82	19	37	56	84	Green	33	4	2	6	14
Carter	81	33	22	55	41	Bieksa	39	0	6	6	77
Baumgartner	70	5	29	34	30	Brookbank	32	1	2	3	81
Ohlund	78	13	20	33	92	Goren	28	1	2	3	30
Salo	59	10	23	33	38	Bouck	12	1	1	2	21
Jovanovski	44	8	25	33	58	Rypien	5	1	0	1	4
Kesler	82	10	13	23	79	Auld	67	0	2	2	4
Carney	VAN 18	0	2	2	14	Balej	1	0	1	1	0
	ANA 61	2	16	18	48	Cloutier	13	0	0	0	4
Park	60	8	10	18	29	Butenschon	8	0	0	0	10
Cooke	45	8	10	18	71	Ouellet	4	0	0	0	2
Ruutu	82	10	7	17	142	Ryan	1	0	0	0	2
Allen	77	7	10	17	115	Smith	1	0	0	0	0
Weinrich	VAN 16	0	0	0	8						
	STL 59	1	16	17	44						
Linden	82	7	9	16	15						
McCarthy	VAN 51	2	4	6	43						
	ATL 16	7	3	10	8						

RESULTS

No	Date	Opponent	Score	Record	No	Date	Opponent	Score	Record
1	Oct. 5	Phoenix	3-2 W	1-0-0	42	Jan. 7	Calgary	4-3 W (OT)	23-14-5
2	Oct. 8	@ Edmonton	3-4 O (SO)	1-0-1	43	Jan. 10	Toronto	4-3 W	24-14-5
3	Oct. 10	@ Detroit	4-2 W	2-0-1	44	Jan. 13	@ New Jersey	0-3 L	24-15-5
4	Oct. 12	@ Minnesota	0-6 L	2-1-1	45	Jan. 14	@ NY Islanders	8-1 W	25-15-5
5	Oct. 14	@ Minnesota	5-3 W	3-1-1	46	Jan. 16	@ Pittsburgh	4-2 W	26-15-5
6	Oct. 16	Dallas	5-2 W	4-1-1	47	Jan. 19	Buffalo	4-1 W	27-15-5
7	Oct. 18	Chicago	6-2 W	5-1-1	48	Jan. 21	Montreal	6-2 W	28-15-5
8	Oct. 20	Phoenix	3-2 W	6-1-1	49	Jan. 23	@ St. Louis	0-4 L	28-16-5
9	Oct. 22	Colorado	6-4 W	7-1-1	50	Jan. 24	@ Columbus	5-6 L	28-17-5
10	Oct. 25	@ Minnesota	3-1 W	8-1-1	51	Jan. 26	@ Detroit	1-2 L	28-18-5
11	Oct. 27	@ Colorado	2-6 L	8-2-1	52	Jan. 28	@ Colorado	4-3 W (SO)	29-18-5
12	Oct. 29	@ Colorado	3-4 O (OT)	8-2-2	53	Jan. 31	@ Phoenix	7-4 W	30-18-5
13	Nov. 2	Minnesota	2-1 W	9-2-2	54	Feb. 3	@ Calgary	3-1 W	31-18-5
14	Nov. 4	Columbus	5-3 W	10-2-2	55	Feb. 4	@ Edmonton	1-3 L	31-19-5
15	Nov. 5	@ Calgary	0-1 L	10-3-2	56	Feb. 6	Columbus	7-4 W	32-19-5
16	Nov. 7	@ Calgary	3-4 L	10-4-2	57	Feb. 8	St. Louis	2-4 L	32-20-5
17	Nov. 10	Colorado	3-5 L	10-5-2	58	Feb. 10	Anaheim	1-3 L	32-21-5
18	Nov. 13	Detroit	4-1 W	11-5-2	59	Feb. 12	Minnesota	3-2 W (OT)	33-21-5
19	Nov. 16	@ San Jose	3-1 W	12-5-2	60	Feb. 28	@ Calgary	2-1 W	34-21-5
20	Nov. 17	@ Los Angeles	4-5 L	12-6-2	61	Mar. 2	@ Nashville	1-3 L	34-22-5
21	Nov. 20	@ Anaheim	3-2 W	13-6-2	62	Mar. 3	@ Chicago	5-4 W (SO)	35-22-5
22	Nov. 22	Chicago	3-1 W	14-6-2	63	Mar. 5	St. Louis	1-4 L	35-23-5
23	Nov. 24	San Jose	3-2 W	15-6-2	64	Mar. 9	Nashville	2-3 O (OT)	35-23-6
24	Nov. 26	@ Phoenix	1-2 L	15-7-2	65	Mar. 11	Dallas	1-2 L	35-24-6
25	Nov. 27	@ Colorado	2-6 L	15-8-2	66	Mar. 13	@ Dallas	2-4 L	35-25-6
26	Nov. 30	Colorado	5-2 W	16-8-2	67	Mar. 14	@ Nashville	0-5 L	35-26-6
27	Dec. 1	@ Edmonton	3-5 L	16-9-2	68	Mar. 17	@ Columbus	3-2 W	36-26-6
28	Dec. 4	Boston	5-2 W	17-9-2	69	Mar. 19	Detroit	3-7 L	36-27-6
29	Dec. 9	Ottawa	3-2 W (SO)	18-9-2	70	Mar. 21	@ Edmonton	4-1 W	37-27-6
30	Dec. 13	@ NY Rangers	3-2 W	19-9-2	71	Mar. 23	Edmonton	4-3 W (SO)	38-27-6
31	Dec. 15	@ Philadelphia	5-4 W	20-9-2	72	Mar. 25	Edmonton	2-3 L	38-28-6
32	Dec. 17	Edmonton	4-5 O (OT)	20-9-3	73	Mar. 27	Los Angeles	7-4 W	39-28-6
33	Dec. 19	Los Angeles	3-4 O (SO)	20-9-4	74	Mar. 29	Minnesota	2-1 W	40-28-6
34	Dec. 21	Edmonton	6-7 L	20-10-4	75	Mar. 31	Minnesota	1-2 O (SO)	40-28-7
35	Dec. 23	Calgary	5-6 O (SO)	20-10-5	76	Apr. 2	@ Anaheim	2-6 L	40-29-7
36	Dec. 26	Calgary	1-2 L	20-11-5	77	Apr. 3	@ Los Angeles	0-1 L	40-30-7
37	Dec. 28	Nashville	4-3 W	21-11-5	78	Apr. 8	Calgary	3-2 W (OT)	41-30-7
38	Dec. 31	@ Minnesota	3-4 L	21-12-5	79	Apr. 10	Anaheim	2-4 L	41-31-7
39	Jan. 2	@ St. Louis	1-4 L	21-13-5	80	Apr. 12	San Jose	4-5 O (OT)	41-31-8
40	Jan. 4	@ Dallas	1-3 L	21-14-5	81	Apr. 13	@ San Jose	3-5 L	41-32-8
41	Jan. 5	@ Chicago	3-2 W	22-14-5	82	Apr. 15	Colorado	4-3 W (OT)	42-32-8

2006.07 SEASON RECORD

NORTHWEST DIVISION FINISH

1st (105 Points)

COACH

Alain Vigneault

GM

Dave Nonis

CAPTAIN

Markus Naslund

SCORING

Player	GP	G	A	PTS	PIM	Player	GP	G	A	PTS	PIM	
D. Sedin	81	36	48	84	36	Burrows	81	3	6	9	93	
H. Sedin	82	10	71	81	66	Green	57	2	5	7	25	
Naslund	82	24	36	60	54	Fitzpatrick	58	1	6	7	46	
Morrison	82	20	31	51	60	Santala	30	1	5	6	24	
Smolinski	VAN 20	4	3	7	8	Chouinard	42	2	2	4	10	
	CHI 62	14	23	37	29	Edler	22	1	2	3	6	
Bieksa	81	12	30	42	134	Tremblay	12	1	2	3	12	
Pyatt	76	23	14	37	42	Coulombe	7	0	1	1	4	
Salo	67	14	23	37	26	Moran	3	0	1	1	2	
Ohlund	77	11	20	31	80	Bourdon	9	0	0	0	4	
Cooke	81	10	20	30	64	Bouck	6	0	0	0	16	
Sopel	VAN 20	1	4	5	10	Reid	3	0	0	0	0	
	LA 44	4	19	23	14	Schultz	2	0	0	0	0	
Linden	80	12	13	25	34	Goren	2	0	0	0	0	
Bulis	79	12	11	23	70	Rypien	2	0	0	0	5	
Kesler	48	6	10	16	40	Smith	1	0	0	0	0	
Krajicek	78	3	13	16	64	McIver	2	0	0	0	7	
Cowan	VAN 42	7	3	10	93							
	LA 21	0	2	2	32							
Mitchell	62	1	10	11	45							
						Goaltender	GPI	MIN	GA	SO	AVG	W-L-T
						Luongo	76	4,490	171	5	2.29	47-22-6
						Sabourin	9	480	21	0	2.63	2-4-1

RESULTS

No	Date	Opponent	Score	Record	No	Date	Opponent	Score	Record
1	Oct. 5	@ Detroit	3-1 W	1-0-0	42	Jan. 5	Edmonton	3-2 W (OT)	23-18-1
2	Oct. 6	@ Columbus	3-2 W (OT)	2-0-0	43	Jan. 7	Florida	4-3 W (SO)	24-18-1
3	Oct. 8	@ Colorado	2-3 L	2-1-0	44	Jan. 11	Minnesota	2-5 L	24-19-1
4	Oct. 10	@ Minnesota	1-2 O (SO)	2-1-1	45	Jan. 13	@ Toronto	6-1 W	25-19-1
5	Oct. 13	San Jose	4-6 L	2-2-1	46	Jan. 16	@ Montreal	4-0 W	26-19-1
6	Oct. 16	Edmonton	2-1 W	3-2-1	47	Jan. 18	@ Ottawa	2-1 W	27-19-1
7	Oct. 17	@ Edmonton	1-2 L	3-3-1	48	Jan. 19	@ Buffalo	3-4 O (SO)	27-19-2
8	Oct. 20	@ St. Louis	3-2 W (OT)	4-3-1	49	Jan. 26	Los Angeles	2-3 O (OT)	27-19-3
9	Oct. 21	@ Nashville	4-3 W (OT)	5-3-1	50	Jan. 28	San Jose	3-1 W	28-19-3
10	Oct. 23	@ Dallas	1-2 L	5-4-1	51	Jan. 30	Columbus	2-3 O (SO)	28-19-4
11	Oct. 25	@ Chicago	5-0 W	6-4-1	52	Feb. 1	Edmonton	5-3 W	29-19-4
12	Oct. 27	Washington	3-2 W (SO)	7-4-1	53	Feb. 3	@ Calgary	3-4 L	29-20-4
13	Oct. 31	Nashville	2-3 L	7-5-1	54	Feb. 6	@ Edmonton	5-2 W	30-20-4
14	Nov. 2	@ Minnesota	2-5 L	7-6-1	55	Feb. 7	Chicago	0-3 L	30-21-4
15	Nov. 4	@ Colorado	2-3 L	7-7-1	56	Feb. 10	Atlanta	3-2 W	31-21-4
16	Nov. 6	Dallas	2-1 W	8-7-1	57	Feb. 14	@ Minnesota	3-2 W (OT)	32-21-4
17	Nov. 9	Anaheim	0-6 L	8-8-1	58	Feb. 16	@ Chicago	2-1 W (SO)	33-21-4
18	Nov. 11	Calgary	2-3 L	8-9-1	59	Feb. 18	Colorado	5-4 W	34-21-4
19	Nov. 14	Detroit	2-3 L	8-10-1	60	Feb. 20	@ Anaheim	3-2 W (OT)	35-21-4
20	Nov. 17	St. Louis	4-2 W	9-10-1	61	Feb. 22	@ Los Angeles	3-2 W	36-21-4
21	Nov. 19	Chicago	2-1 W	10-10-1	62	Feb. 25	@ Dallas	1-2 O (OT)	36-21-5
22	Nov. 22	@ Detroit	4-3 W (OT)	11-10-1	63	Feb. 27	@ St. Louis	1-3 L	36-22-5
23	Nov. 23	@ Nashville	0-6 L	11-11-1	64	Mar. 1	Phoenix	4-3 W	37-22-5
24	Nov. 25	@ Colorado	1-4 L	11-12-1	65	Mar. 4	Minnesota	4-3 W (SO)	38-22-5
25	Nov. 28	Columbus	1-0 W	12-12-1	66	Mar. 6	Tampa Bay	5-1 W	39-22-5
26	Nov. 30	Anaheim	1-2 L	12-13-1	67	Mar. 8	@ Phoenix	4-2 W	40-22-5
27	Dec. 2	Colorado	2-1 W	13-13-1	68	Mar. 9	@ San Jose	2-1 W (OT)	41-22-5
28	Dec. 4	Edmonton	0-4 L	13-14-1	69	Mar. 11	@ Anaheim	2-4 L	41-23-5
29	Dec. 8	Carolina	4-3 W (OT)	14-14-1	70	Mar. 13	Minnesota	2-3 O (OT)	41-23-6
30	Dec. 9	@ Calgary	3-5 L	14-15-1	71	Mar. 15	St. Louis	3-2 W (OT)	42-23-6
31	Dec. 12	Phoenix	2-5 W	15-15-1	72	Mar. 17	Detroit	4-1 W	43-23-6
32	Dec. 14	Calgary	3-1 W	16-15-1	73	Mar. 19	@ Edmonton	2-1 W	44-23-6
33	Dec. 16	Minnesota	2-1 W	17-15-1	74	Mar. 21	Nashville	2-0 W	45-23-6
34	Dec. 19	@ Minnesota	2-5 L	17-16-1	75	Mar. 25	Colorado	4-5 O (SO)	45-23-7
35	Dec. 21	@ Boston	0-2 L	17-17-1	76	Mar. 27	@ Colorado	3-0 W	46-23-7
36	Dec. 22	@ Columbus	2-3 L	17-18-1	77	Mar. 29	@ Los Angeles	4-2 W	47-23-7
37	Dec. 26	@ Calgary	3-1 W	18-18-1	78	Mar. 31	Calgary	2-3 L	47-24-7
38	Dec. 27	Calgary	6-5 W (OT)	19-18-1	79	Apr. 3	Los Angeles	4-2 W	48-24-7
39	Dec. 30	Edmonton	6-2 W	20-18-1	80	Apr. 5	Colorado	1-3 L	48-25-7
40	Jan. 2	@ Calgary	3-2 W	21-18-1	81	Apr. 7	@ San Jose	4-3 W (OT)	49-25-7
41	Jan. 3	Dallas	2-1 W (SO)	22-18-1	82	Apr. 8	@ Phoenix	1-3 L	49-26-7

2007.08 SEASON RECORD

NORTHWEST DIVISION FINISH

5th (88 Points)

COACH

Alain Vigneault

GM

Dave Nonis

CAPTAIN

Markus Naslund

SCORING

Player	GP	G	A	PTS	PIM
H. Sedin	82	15	61	76	56
D. Sedin	82	29	45	74	50
Naslund	82	25	30	55	46
Pyatt	79	16	21	37	60
Kesler	80	21	16	37	79
Burrows	82	12	19	31	179
Morrison	39	9	16	25	18
Salo	63	8	17	25	38
Ohlund	53	9	15	24	79
Raymond	49	9	12	21	2
Edler	75	8	12	20	42
Pettinger	VAN 20	4	2	6	11
	WSH 56	2	5	7	25
Shannon	27	5	8	13	24
Linden	59	7	5	12	15
Mitchell	72	2	10	12	81
Bieksa	34	2	10	12	90

Player	GP	G	A	PTS	PIM	
Krajicek	39	2	9	11	36	
Isbister	55	6	5	11	38	
Ritchie	71	3	8	11	80	
Miller	57	1	8	9	32	
Jaffray	19	2	4	6	19	
Rypien	22	1	2	3	41	
Bourdon	27	2	0	2	20	
Brown	19	1	0	1	55	
Cowan	46	0	1	1	110	
Weaver	55	0	1	1	33	
Fitzgerald	1	0	0	0	0	
Mclver	17	0	0	0	52	
Hansen	5	0	0	0	2	
Goaltender	GPI	MIN	GA	SO	AVG	W-L-T
Luongo	73	4,233	168	6	2.38	35-29-9
Sanford	16	679	32	0	2.83	4-3-1
MacIntyre	2	61	3	0	2.95	0-1-0

RESULTS

No	Date	Opponent	Score	Record
1	Oct. 5	San Jose	1-3 L	0-1-0
2	Oct. 6	@ Calgary	4-3 W (OT)	1-1-0
3	Oct. 10	Philadelphia	2-8 L	1-2-0
4	Oct. 12	@ Edmonton	5-2 W	2-2-0
5	Oct. 13	Edmonton	4-1 W	3-2-0
6	Oct. 15	San Jose	2-4 L	3-3-0
7	Oct. 19	Los Angeles	2-4 L	3-4-0
8	Oct. 21	@ Columbus	4-1 W	4-4-0
9	Oct. 22	@ Carolina	1-3 L	4-5-0
10	Oct. 24	@ Detroit	2-3 L	4-6-0
11	Oct. 26	@ Washington	3-2 W	5-6-0
12	Oct. 28	Detroit	2-3 L	5-7-0
13	Nov. 1	Nashville	0-3 L	5-8-0
14	Nov. 3	@ Colorado	4-3 W	6-8-0
15	Nov. 8	@ Calgary	3-2 W	7-8-0
16	Nov. 9	Colorado	2-1 W (OT)	8-8-0
17	Nov. 14	Edmonton	0-1 O (SO)	8-8-1
18	Nov. 16	Minnesota	6-2 W	9-8-1
19	Nov. 18	Calgary	4-1 W	10-8-1
20	Nov. 20	@ Edmonton	4-5 O (SO)	10-8-2
21	Nov. 21	@ Minnesota	4-2 W	11-8-2
22	Nov. 23	@ St. Louis	1-3 L	11-9-2
23	Nov. 25	Chicago	2-0 W	12-9-2
24	Nov. 27	Anaheim	4-0 W	13-9-2
25	Nov. 29	Columbus	2-0 W	14-9-2
26	Dec. 2	@ Minnesota	1-2 L	14-10-2
27	Dec. 5	@ Chicago	3-2 W	15-10-2
28	Dec. 6	@ Nashville	5-2 W	16-10-2
29	Dec. 8	Pittsburgh	1-2 O (SO)	16-10-3
30	Dec. 10	@ Los Angeles	2-4 L	16-11-3
31	Dec. 12	@ Anaheim	3-2 W	17-11-3
32	Dec. 13	@ San Jose	2-5 L	17-12-3
33	Dec. 15	@ Edmonton	1-2 O (SO)	17-12-4
34	Dec. 18	New Jersey	5-0 W	18-12-4
35	Dec. 20	Dallas	3-2 W	19-12-4
36	Dec. 22	@ Phoenix	2-1 O (SO)	20-12-4
37	Dec. 23	@ Colorado	1-3 L	20-13-4
38	Dec. 27	Calgary	5-3 W	21-13-4
39	Dec. 30	Anaheim	2-1 W	22-13-4
40	Dec. 31	@ Calgary	1-2 L	22-14-4
41	Jan. 3	NY Rangers	3-0 W	23-14-4

No	Date	Opponent	Score	Record
42	Jan. 8	NY Islanders	3-2 O (SO)	24-14-4
43	Jan. 10	@ San Jose	1-3 L	24-15-4
44	Jan. 11	Phoenix	3-4 L	24-16-4
45	Jan. 13	@ St. Louis	4-3 O (SO)	25-16-4
46	Jan. 15	@ Columbus	2-3 L	25-17-4
47	Jan. 17	@ Detroit	2-3 O (SO)	25-17-5
48	Jan. 19	Los Angeles	3-4 L	25-18-5
49	Jan. 21	Minnesota	2-4 L	25-19-5
50	Jan. 23	St. Louis	3-2 O (SO)	26-19-5
51	Jan. 29	Dallas	3-4 L	26-20-5
52	Jan. 31	@ Tampa Bay	3-4 L	26-21-5
53	Feb. 1	@ Florida	3-4 O (SO)	26-21-6
54	Feb. 5	@ Dallas	2-3 O (SO)	26-21-7
55	Feb. 7	@ Atlanta	2-1 W	27-21-7
56	Feb. 9	Colorado	2-6 L	27-22-7
57	Feb. 10	Chicago	3-2 W (SO)	28-22-7
58	Feb. 14	Minnesota	4-5 O (SO)	28-22-8
59	Feb. 16	Edmonton	4-2 W	29-22-8
60	Feb. 19	@ Minnesota	3-2 O (OT)	30-22-8
61	Feb. 21	@ Nashville	3-2 O (SO)	31-22-8
62	Feb. 23	Detroit	4-1 W	32-22-8
63	Feb. 27	Colorado	2-3 O (SO)	32-22-9
64	Feb. 29	Columbus	2-3 O (OT)	32-22-10
65	Mar. 2	@ Chicago	1-4 L	32-23-10
66	Mar. 4	@ Colorado	1-2 L	32-24-10
67	Mar. 6	Nashville	6-2 W	33-24-10
68	Mar. 8	St. Louis	4-2 W	34-24-10
69	Mar. 10	@ Los Angeles	2-1 W (OT)	35-24-10
70	Mar. 12	@ Anaheim	1-4 L	35-25-10
71	Mar. 13	@ Phoenix	0-2 L	35-26-10
72	Mar. 15	@ Dallas	4-3 W	36-26-10
73	Mar. 17	Phoenix	3-1 W	37-26-10
74	Mar. 20	@ Edmonton	4-1 W	38-26-10
75	Mar. 21	Minnesota	1-2 L	38-27-10
76	Mar. 25	@ Calgary	2-3 L	38-28-10
77	Mar. 26	@ Colorado	3-6 L	38-29-10
78	Mar. 28	@ Minnesota	0-4 L	38-30-10
79	Mar. 30	Calgary	6-2 W	39-30-10
80	Apr. 1	Colorado	2-4 L	39-31-10
81	Apr. 3	Edmonton	1-2 L	39-32-10
82	Apr. 5	Calgary	1-7 L	39-33-10

2008.09 SEASON RECORD

NORTHWEST DIVISION FINISH

1st (100 Points)

COACH

Alain Vigneault

GM

Michael D. Gillis

CAPTAIN

Roberto Luongo

SCORING

Player	GP	G	A	PTS	PIM
D. Sedin	82	31	51	82	36
H. Sedin	82	22	60	82	48
Kesler	82	26	33	59	61
Demitra	69	20	33	53	20
Burrows	82	28	23	51	150
Biekse	72	11	32	43	97
Edler	80	10	27	37	54
Bernier	81	15	17	32	27
Sundin	41	9	19	28	28
Wellwood	74	18	9	27	4
Ohlund	82	6	19	25	105
Salo	60	5	20	25	26
Mitchell	82	3	20	23	59
Raymond	72	11	12	23	24
Hansen	55	6	15	21	37
Pyatt	69	10	9	19	43

Player	GP	G	A	PTS	PIM	
Vaananen	VAN 3	0	1	1	0	
	PHI 46	1	9	10	22	
O'Brien	77	0	10	10	196	
Johnson	62	2	7	9	12	
Hordichuk	73	4	1	5	109	
Jaffray	14	2	2	4	14	
Rypien	12	3	0	3	19	
Davison	23	0	2	2	51	
Krog	4	1	0	1	2	
Bolduc	7	0	1	1	4	
Ouellet	3	0	0	0	0	
Goaltender	GPI	MIN	GA	SO	AVG	W-L-T
Luongo	54	3,181	124	9	2.34	33-13-7
LaBarbera	28	1,447	67	2	2.78	8-10-6
Sanford	19	973	42	1	2.59	7-8-0
Schneider	8	355	20	0	3.38	2-4-1

RESULTS

No	Date	Opponent	Score	Record
1	Oct. 9	Calgary	6-0 W	1-0-0
2	Oct. 11	@ Calgary	5-4 W (OT)	2-0-0
3	Oct. 13	@ Washington	1-5 L	2-1-0
4	Oct. 16	@ Detroit	4-3 W (OT)	3-1-0
5	Oct. 17	@ Buffalo	2-5 L	3-2-0
6	Oct. 19	@ Chicago	2-4 L	3-3-0
7	Oct. 21	@ Columbus	2-4 L	3-4-0
8	Oct. 25	Edmonton	6-3 W	4-4-0
9	Oct. 28	Boston	0-1 L	4-5-0
10	Oct. 30	@ Los Angeles	4-0 W	5-5-0
11	Oct. 31	@ Anaheim	7-6 W (SO)	6-5-0
12	Nov. 2	Detroit	2-3 L	6-6-0
13	Nov. 4	Nashville	4-0 W	7-6-0
14	Nov. 6	Phoenix	1-0 W	8-6-0
15	Nov. 8	Minnesota	2-0 W	9-6-0
16	Nov. 12	Colorado	2-1 O (SO)	9-6-1
17	Nov. 15	Toronto	4-2 W	10-6-1
18	Nov. 17	@ NY Islanders	2-1 O (SO)	10-6-2
19	Nov. 19	@ NY Rangers	6-3 W	11-6-2
20	Nov. 20	@ Minnesota	3-2 W	12-6-2
21	Nov. 22	@ Pittsburgh	3-1 W	13-6-2
22	Nov. 24	Detroit	3-2 W (OT)	14-6-2
23	Nov. 27	Calgary	3-4 L	14-7-2
24	Nov. 29	@ Calgary	1-3 L	14-8-2
25	Dec. 1	@ Columbus	2-3 L	14-9-2
26	Dec. 4	@ Detroit	5-6 L	14-10-2
27	Dec. 5	@ Minnesota	2-1 W	15-10-2
28	Dec. 7	@ Colorado	4-5 O (SO)	15-10-3
29	Dec. 9	@ Nashville	3-1 W	16-10-3
30	Dec. 13	@ Edmonton	0-3 L	16-11-3
31	Dec. 14	Florida	5-3 W	17-11-3
32	Dec. 17	Edmonton	4-2 W	18-11-3
33	Dec. 20	Chicago	1-3 L	18-12-3
34	Dec. 22	Anaheim	4-3 W	19-12-3
35	Dec. 23	@ San Jose	0-5 L	19-13-3
36	Dec. 26	Edmonton	2-3 L	19-14-3
37	Dec. 28	Ottawa	3-0 W	20-14-3
38	Dec. 30	Philadelphia	2-3 L	20-15-3
39	Jan. 1	@ Nashville	2-1 W	21-15-3
40	Jan. 2	@ Atlanta	3-4 O (SO)	21-15-4
41	Jan. 4	Dallas	2-3 O (SO)	21-15-5

No	Date	Opponent	Score	Record
42	Jan. 7	@ Edmonton	4-2 W	22-15-5
43	Jan. 9	St. Louis	4-6 L	22-16-5
44	Jan. 10	San Jose	2-4 L	22-17-5
45	Jan. 13	New Jersey	3-5 L	22-18-5
46	Jan. 15	Phoenix	1-4 L	22-19-5
47	Jan. 18	Columbus	5-6 O (SO)	22-19-6
48	Jan. 20	@ San Jose	2-1 O (OT)	22-19-7
49	Jan. 28	Nashville	3-5 L	22-20-7
50	Jan. 31	Minnesota	3-4 O (OT)	22-20-8
51	Feb. 3	Carolina	4-3 W	23-20-8
52	Feb. 7	Chicago	7-3 W	24-20-8
53	Feb. 10	@ St. Louis	6-4 W	25-20-8
54	Feb. 12	@ Phoenix	4-3 W	26-20-8
55	Feb. 13	@ Dallas	1-2 L	26-21-8
56	Feb. 15	Montreal	4-2 W	27-21-8
57	Feb. 17	@ Calgary	4-3 W (SO)	28-21-8
58	Feb. 19	@ Ottawa	5-2 W	29-21-8
59	Feb. 21	@ Toronto	3-2 W (SO)	30-21-8
60	Feb. 24	@ Montreal	0-3 L	30-22-8
61	Feb. 27	Tampa Bay	2-1 W	31-22-8
62	Mar. 1	Columbus	3-1 W	32-22-8
63	Mar. 3	Minnesota	4-2 W	33-22-8
64	Mar. 7	San Jose	3-1 W	34-22-8
65	Mar. 9	@ Los Angeles	2-3 L	34-23-8
66	Mar. 11	@ Anaheim	4-3 O (OT)	34-23-9
67	Mar. 13	Los Angeles	4-2 W	35-23-9
68	Mar. 15	Colorado	4-2 W	36-23-9
69	Mar. 17	Dallas	4-2 W	37-23-9
70	Mar. 19	St. Louis	3-0 W	38-23-9
71	Mar. 21	@ Phoenix	1-5 L	38-24-9
72	Mar. 24	@ Dallas	5-2 W	39-24-9
73	Mar. 26	@ St. Louis	2-4 L	39-25-9
74	Mar. 27	@ Colorado	4-1 W	40-25-9
75	Mar. 29	@ Chicago	4-0 W	41-25-9
76	Mar. 31	@ Minnesota	2-1 W (OT)	42-25-9
77	Apr. 2	Anaheim	5-6 O (SO)	42-25-10
78	Apr. 4	@ Edmonton	3-5 L	42-26-10
79	Apr. 5	Colorado	1-4 L	42-27-10
80	Apr. 7	Calgary	4-1 W	43-27-10
81	Apr. 9	Los Angeles	1-0 W	44-27-10
82	Apr. 11	@ Colorado	1-0 W (OT)	45-27-10

2009.10 SEASON RECORD

NORTHWEST DIVISION FINISH

1st (103 Points)

COACH

Alain Vigneault

GM

Michael D. Gillis

CAPTAIN

Roberto Luongo

SCORING

Player	GP	G	A	PTS	PIM
H. Sedin	82	29	83	112	48
D. Sedin	63	29	56	85	28
Kesler	82	25	50	75	104
Burrows	82	35	32	67	121
Samuelsson	74	30	23	53	64
Raymond	82	25	28	53	48
Ehrhoff	80	14	30	44	42
Edler	76	5	37	42	40
Salo	68	9	19	28	18
Wellwood	75	14	11	25	12
Bernier	59	11	11	22	21
Bieksta	55	3	19	22	85
Demitra	28	3	13	16	0
Hansen	47	9	6	15	18
Mitchell	48	4	8	12	48
Grabner	20	5	6	11	8
Glass	67	4	7	11	115
Rypien	69	4	4	8	126

Player	GP	G	A	PTS	PIM
O'Brien	65	2	6	8	79
Johnson	58	1	4	5	12
M. Schneider	17	2	3	5	12
Rome	49	0	4	4	24
Pettinger	9	1	2	3	6
Baumgartner	12	1	1	2	2
Alberts	14	1	1	2	13
Hordichuk	56	1	1	2	142
Lukowich	13	1	1	2	4
Shirokov	6	0	0	0	2
Bliznak	2	0	0	0	0
Bolduc	15	0	0	0	13
Desbiens	1	0	0	0	2
Oberg	2	0	0	0	0

Goaltender	GPI	MIN	GA	SO	AVG	W-L-T
Luongo	68	3,899	167	4	2.57	40-22-4
Raycroft	21	967	39	1	2.42	9-5-1
C. Schneider	2	78	5	0	3.80	0-1-0

RESULTS

No	Date	Opponent	Score	Record
1	Oct. 1	@ Calgary	3-5 L	0-1-0
2	Oct. 3	@ Colorado	0-3 L	0-2-0
3	Oct. 5	Columbus	3-5 L	0-3-0
4	Oct. 7	Montreal	7-1 W	1-3-0
5	Oct. 11	Dallas	4-3 W (SO)	2-3-0
6	Oct. 16	@ Calgary	3-5 L	2-4-0
7	Oct. 17	Minnesota	2-1 W	3-4-0
8	Oct. 19	@ Edmonton	1-2 L	3-5-0
9	Oct. 21	@ Chicago	3-2 W	4-5-0
10	Oct. 24	Toronto	3-1 W	5-5-0
11	Oct. 25	Edmonton	2-0 W	6-5-0
12	Oct. 27	Detroit	4-5 L	6-6-0
13	Oct. 29	@ Los Angeles	2-1 W (SO)	7-6-0
14	Oct. 30	@ Anaheim	2-7 L	7-7-0
15	Nov. 1	Colorado	3-0 W	8-7-0
16	Nov. 3	NY Rangers	4-1 W	9-7-0
17	Nov. 5	@ Minnesota	5-2 W	10-7-0
18	Nov. 6	@ Dallas	1-2 L	10-8-0
19	Nov. 10	@ St. Louis	1-6 L	10-9-0
20	Nov. 12	@ Detroit	1-3 L	10-10-0
21	Nov. 14	@ Colorado	8-2 W	11-10-0
22	Nov. 20	Colorado	5-2 W	12-10-0
23	Nov. 22	Chicago	0-1 L	12-11-0
24	Nov. 26	Los Angeles	4-1 W	13-11-0
25	Nov. 28	Edmonton	7-3 W	14-11-0
26	Nov. 29	San Jose	2-4 L	14-12-0
27	Dec. 2	@ New Jersey	5-2 W	15-12-0
28	Dec. 3	@ Philadelphia	3-0 W	16-12-0
29	Dec. 5	@ Carolina	3-5 L	16-13-0
30	Dec. 8	@ Nashville	2-4 L	16-14-0
31	Dec. 10	Atlanta	4-2 W	17-14-0
32	Dec. 12	Minnesota	4-3 W	18-14-0
33	Dec. 14	Los Angeles	3-1 W	19-14-0
34	Dec. 16	Anaheim	2-3 L	19-15-0
35	Dec. 18	Washington	3-2 W	20-15-0
36	Dec. 20	St. Louis	1-3 L	20-16-0
37	Dec. 22	Nashville	4-1 W	21-16-0
38	Dec. 26	Edmonton	4-1 W	22-16-0
39	Dec. 27	@ Calgary	5-1 W	23-16-0
40	Dec. 29	@ Phoenix	2-3 O (SO)	23-16-1
41	Dec. 31	@ St. Louis	4-3 W (OT)	24-16-1

No	Date	Opponent	Score	Record
42	Jan. 2	@ Dallas	3-1 W	25-16-1
43	Jan. 5	Columbus	7-3 W	26-16-1
44	Jan. 7	Phoenix	4-0 W	27-16-1
45	Jan. 9	Calgary	2-3 O (SO)	27-16-2
46	Jan. 11	Nashville	2-3 L	27-17-2
47	Jan. 13	@ Minnesota	2-5 L	27-18-2
48	Jan. 16	Pittsburgh	6-2 W	28-18-2
49	Jan. 20	@ Edmonton	3-2 W (OT)	29-18-2
50	Jan. 21	Dallas	4-3 W	30-18-2
51	Jan. 23	Chicago	5-1 W	31-18-2
52	Jan. 25	Buffalo	3-2 W	32-18-2
53	Jan. 27	St. Louis	3-2 W	33-18-2
54	Jan. 30	@ Toronto	5-3 W	34-18-2
55	Feb. 2	@ Montreal	2-3 L	34-19-2
56	Feb. 4	@ Ottawa	1-3 L	34-20-2
57	Feb. 6	@ Boston	3-2 W (SO)	35-20-2
58	Feb. 9	@ Tampa Bay	1-3 L	35-21-2
59	Feb. 11	@ Florida	3-0 W	36-21-2
60	Feb. 12	@ Columbus	4-3 W	37-21-2
61	Feb. 14	@ Minnesota	2-6 L	37-22-2
62	Mar. 2	@ Columbus	4-3 W (OT)	38-22-2
63	Mar. 3	@ Detroit	6-3 W	39-22-2
64	Mar. 5	@ Chicago	3-6 L	39-23-2
65	Mar. 7	@ Nashville	4-2 W	40-23-2
66	Mar. 9	@ Colorado	6-4 W	41-23-2
67	Mar. 10	@ Phoenix	3-4 O (SO)	41-23-3
68	Mar. 13	Ottawa	5-1 W	42-23-3
69	Mar. 14	Calgary	3-1 W	43-23-3
70	Mar. 16	NY Islanders	2-5 L	43-24-3
71	Mar. 18	San Jose	3-2 W	44-24-3
72	Mar. 20	Detroit	3-4 O (OT)	44-24-4
73	Mar. 23	@ Edmonton	2-3 L	44-25-4
74	Mar. 24	Anaheim	4-1 W	45-25-4
75	Mar. 27	@ San Jose	2-4 L	45-26-4
76	Mar. 30	Phoenix	4-1 W	46-26-4
77	Apr. 1	@ Los Angeles	3-8 L	46-27-4
78	Apr. 2	@ Anaheim	5-4 W (SO)	47-27-4
79	Apr. 4	Minnesota	4-3 W (OT)	48-27-4
80	Apr. 6	Colorado	3-4 O (SO)	48-27-5
81	Apr. 8	@ San Jose	2-4 L	48-28-5
82	Apr. 10	Calgary	7-3 W	49-28-5

2010.11 SEASON RECORD

NORTHWEST DIVISION FINISH

1st (117 Points)

COACH

Alain Vigneault

GM

Michael D. Gillis

CAPTAIN

Henrik Sedin

SCORING

Player	GP	G	A	PTS	PIM
D. Sedin	82	41	63	104	32
H. Sedin	82	19	75	94	40
Kesler	82	41	32	73	66
Samuelsson	75	18	32	50	36
Ehrhoff	79	14	36	50	52
Burrows	72	26	22	48	77
Raymond	70	15	24	39	10
Edler	51	8	25	33	24
Malhotra	72	11	19	30	22
Torres	80	14	15	29	78
Hansen	82	9	20	29	32
Higgins VAN	14	2	3	5	6
FLA	48	11	12	23	10
Hamhuis	64	6	17	23	34
Bieksa	66	6	16	22	73
Tambellini	62	9	8	17	18
Lapierre VAN	19	1	0	1	8
ANA	21	0	3	3	9
MTL	38	5	3	8	63
Glass	73	3	7	10	72
Salo	27	3	4	7	14
Ballard	65	2	5	7	53

Player	GP	G	A	PTS	PIM
Alberts	42	1	6	7	41
Rome	56	1	4	5	53
Bolduc	24	2	2	4	21
Oreskovich	16	0	3	3	8
Sweatt	3	1	1	2	2
Hodgson	8	1	1	2	0
Volpatti	15	1	1	2	16
Schaefer	16	1	1	2	2
Shirokov	2	1	0	1	0
Bliznak	4	1	0	1	0
Rypien	9	0	1	1	31
Tanev	29	0	1	1	0
Oberg	2	0	0	0	0
Andersson	4	0	0	0	0
Parent	4	0	0	0	0
Sauve	5	0	0	0	0
Perrault	7	0	0	0	0
Desbiens	12	0	0	0	10

Goaltender	GP	MIN	GA	SO	AVG	W-L-T
Luongo	61	3,590	126	4	2.11	38-15-7
Schneider	25	1,372	51	1	2.23	16-4-2

RESULTS

No	Date	Opponent	Score	Record
1	Oct. 9	Los Angeles	1-2 O (SO)	0-0-1
2	Oct. 11	Florida	2-1 W	1-0-1
3	Oct. 13	@ Anaheim	3-4 L	1-1-1
4	Oct. 15	@ Los Angeles	1-4 L	1-2-1
5	Oct. 17	Carolina	5-1 W	2-2-1
6	Oct. 19	@ Minnesota	2-6 L	2-3-1
7	Oct. 20	@ Chicago	1-2 O (SO)	2-3-2
8	Oct. 22	Minnesota	5-1 W	3-3-2
9	Oct. 26	Colorado	4-3 W (OT)	4-3-2
10	Nov. 1	New Jersey	3-0 W	5-3-2
11	Nov. 2	@ Edmonton	4-3 W	6-3-2
12	Nov. 4	@ Colorado	3-1 W	7-3-2
13	Nov. 6	Detroit	6-4 W	8-3-2
14	Nov. 9	@ Montreal	0-2 L	8-4-2
15	Nov. 11	@ Ottawa	6-2 W	9-4-2
16	Nov. 13	@ Toronto	5-3 W	10-4-2
17	Nov. 15	@ Buffalo	3-4 O (OT)	10-4-3
18	Nov. 17	@ Pittsburgh	1-3 L	10-5-3
19	Nov. 20	Chicago	1-7 L	10-6-3
20	Nov. 21	Phoenix	2-3 L	10-7-3
21	Nov. 24	Colorado	4-2 W	11-7-3
22	Nov. 26	San Jose	6-1 W	12-7-3
23	Dec. 1	@ Calgary	7-2 W	13-7-3
24	Dec. 3	@ Chicago	3-0 W	14-7-3
25	Dec. 5	St. Louis	2-3 L	14-8-3
26	Dec. 8	Anaheim	5-4 W (SO)	15-8-3
27	Dec. 11	Tampa Bay	4-5 O (OT)	15-8-4
28	Dec. 12	@ Edmonton	2-1 W	16-8-4
29	Dec. 15	Columbus	3-2 W (OT)	17-8-4
30	Dec. 18	Toronto	4-1 W	18-8-4
31	Dec. 20	@ St. Louis	3-1 W	19-8-4
32	Dec. 22	@ Detroit	4-5 O (OT)	19-8-5
33	Dec. 23	@ Columbus	7-3 W	20-8-5
34	Dec. 26	Edmonton	3-2 W	21-8-5
35	Dec. 28	Philadelphia	6-2 W	22-8-5
36	Dec. 31	@ Dallas	4-1 W	23-8-5
37	Jan. 2	@ Colorado	2-1 W	24-8-5
38	Jan. 3	@ San Jose	4-3 W	25-8-5
39	Jan. 5	Calgary	3-1 W	26-8-5
40	Jan. 7	Edmonton	6-1 W	27-8-5
41	Jan. 8	Detroit	1-2 O (SO)	27-8-6

No	Date	Opponent	Score	Record
42	Jan. 11	@ NY Islanders	4-3 W (SO)	28-8-6
43	Jan. 13	@ NY Rangers	0-1 L	28-9-6
44	Jan. 14	@ Washington	4-2 W	29-9-6
45	Jan. 16	@ Minnesota	0-4 L	29-10-6
46	Jan. 18	@ Colorado	3-4 O (OT)	29-10-7
47	Jan. 20	San Jose	1-2 O (SO)	29-10-8
48	Jan. 22	Calgary	3-4 O (SO)	29-10-9
49	Jan. 24	Dallas	7-1 W	30-10-9
50	Jan. 26	Nashville	2-1 W	31-10-9
51	Feb. 1	@ Dallas	4-1 W	32-10-9
52	Feb. 2	@ Phoenix	6-0 W	33-10-9
53	Feb. 4	Chicago	4-3 W	34-10-9
54	Feb. 7	Ottawa	4-2 W	35-10-9
55	Feb. 9	Anaheim	3-4 L	35-11-9
56	Feb. 12	Calgary	4-2 W	36-11-9
57	Feb. 14	@ St. Louis	2-3 L	36-12-9
58	Feb. 15	@ Minnesota	4-1 W	37-12-9
59	Feb. 17	@ Nashville	1-3 L	37-13-9
60	Feb. 19	Dallas	5-2 W	38-13-9
61	Feb. 22	Montreal	2-3 L	38-14-9
62	Feb. 24	St. Louis	3-2 W	39-14-9
63	Feb. 26	Boston	1-3 L	39-15-9
64	Mar. 1	Columbus	2-1 W (SO)	40-15-9
65	Mar. 3	Nashville	0-3 L	40-16-9
66	Mar. 5	@ Los Angeles	3-1 W	41-16-9
67	Mar. 6	@ Anaheim	3-0 W	42-16-9
68	Mar. 8	@ Phoenix	4-3 W (OT)	43-16-9
69	Mar. 10	@ San Jose	5-4 W (SO)	44-16-9
70	Mar. 12	@ Calgary	4-3 W	45-16-9
71	Mar. 14	Minnesota	4-2 W	46-16-9
72	Mar. 16	Colorado	4-2 W	47-16-9
73	Mar. 18	Phoenix	1-3 L	47-17-9
74	Mar. 23	@ Detroit	2-1 W	48-17-9
75	Mar. 25	@ Atlanta	3-1 W	49-17-9
76	Mar. 27	@ Columbus	4-1 W	50-17-9
77	Mar. 29	@ Nashville	3-1 W	51-17-9
78	Mar. 31	Los Angeles	3-1 W	52-17-9
79	Apr. 2	Edmonton	1-4 L	52-18-9
80	Apr. 5	@ Edmonton	0-2 L	52-19-9
81	Apr. 7	Minnesota	5-0 W	53-19-9
82	Apr. 9	@ Calgary	3-2 W (OT)	54-19-9

2011.12 SEASON RECORD

NORTHWEST DIVISION FINISH

1st (111 Points)

COACH

Alain Vigneault

GM

Michael D. Gillis

CAPTAIN

Henrik Sedin

SCORING

Player	GP	G	A	PTS	PIM
H. Sedin	82	14	67	81	52
D. Sedin	72	30	37	67	40
Burrows	80	28	24	52	90
Kesler	77	22	27	49	56
Edler	82	11	38	49	34
Biekas	78	8	36	44	94
Higgins	71	18	25	43	16
Hansen	82	16	23	39	34
Hamhuis	82	4	33	37	46
Hodgson	63	16	17	33	8
Booth VAN	56	16	13	29	32
FLA	6	0	1	1	2
Salo	69	9	16	25	10
Raymond	55	10	10	20	18
Lapierre	82	9	10	19	130
Maihotra	78	7	11	18	14
Pahlsson VAN	19	2	4	6	12
CBJ	61	2	9	11	22
Gagnani VAN	14	1	2	3	6
BUF	44	1	11	12	20

Player	GP	G	A	PTS	PIM
Rome	43	4	6	10	46
Kassian VAN	17	1	2	3	31
BUF	27	3	4	7	20
Weise	68	4	4	8	81
Ballard	47	1	6	7	64
Ebbett	18	5	1	6	6
Bitz	10	1	3	4	14
Alberts	44	2	1	3	40
Samuelsson	6	1	2	3	6
Tanev	25	0	2	2	2
Duco	6	0	2	2	5
Volpatti	23	1	0	1	37
Sulzer	12	0	1	1	2
Mancari	6	0	0	0	0
Sturm	6	0	0	0	2
Sweatt	2	0	0	0	0
Oreskovich	1	0	0	0	7

Goaltender	GPI	MIN	GA	SO	AVG	W-L-T
Luongo	55	3,162	127	5	2.41	31-14-8
Schneider	33	1,833	60	3	1.96	20-8-1

RESULTS

No	Date	Opponent	Score	Record
1	Oct. 6	Pittsburgh	3-4 O (SO)	0-0-1
2	Oct. 10	@ Columbus	3-2 W	1-0-1
3	Oct. 12	@ Philadelphia	4-5 L	1-1-1
4	Oct. 13	@ Detroit	0-2 L	1-2-1
5	Oct. 15	@ Edmonton	4-3 W	2-2-1
6	Oct. 18	NY Rangers	0-4 L	2-3-1
7	Oct. 20	Nashville	5-1 W	3-3-1
8	Oct. 22	Minnesota	3-2 W (OT)	4-3-1
9	Oct. 25	@ Edmonton	2-3 L	4-4-1
10	Oct. 26	St. Louis	0-3 L	4-5-1
11	Oct. 29	Washington	7-4 W	5-5-1
12	Nov. 1	@ Calgary	5-1 W	6-5-1
13	Nov. 3	@ Minnesota	1-5 L	6-6-1
14	Nov. 4	@ St. Louis	2-3 L	6-7-1
15	Nov. 6	@ Chicago	6-2 W	7-7-1
16	Nov. 10	@ Los Angeles	3-2 W	8-7-1
17	Nov. 11	@ Anaheim	3-4 L	8-8-1
18	Nov. 13	NY Islanders	4-1 W	9-8-1
19	Nov. 16	Chicago	1-5 L	9-9-1
20	Nov. 20	Ottawa	2-1 W (OT)	10-9-1
21	Nov. 23	@ Colorado	3-0 W	11-9-1
22	Nov. 25	@ Phoenix	5-0 W	12-9-1
23	Nov. 26	@ San Jose	3-2 W	13-9-1
24	Nov. 29	Columbus	4-1 W	14-9-1
25	Dec. 1	Nashville	5-6 L	14-10-1
26	Dec. 4	Calgary	5-1 W	15-10-1
27	Dec. 6	Colorado	6-0 W	16-10-1
28	Dec. 8	@ Montreal	4-3 W (SO)	17-10-1
29	Dec. 10	@ Ottawa	4-1 W	18-10-1
30	Dec. 13	@ Columbus	1-2 O (SO)	18-10-2
31	Dec. 15	@ Carolina	1-4 L	18-11-2
32	Dec. 17	@ Toronto	5-3 W	19-11-2
33	Dec. 19	Minnesota	4-0 W	20-11-2
34	Dec. 21	Detroit	4-2 W	21-11-2
35	Dec. 23	Calgary	1-3 L	21-12-2
36	Dec. 26	Edmonton	5-3 W	22-12-2
37	Dec. 28	@ San Jose	3-2 W (OT)	23-12-2
38	Dec. 29	@ Anaheim	5-2 W	24-12-2
39	Dec. 31	@ Los Angeles	1-4 L	24-13-2
40	Jan. 2	San Jose	2-3 O (SO)	24-13-3
41	Jan. 4	Minnesota	3-0 W	25-13-3

No	Date	Opponent	Score	Record
42	Jan. 7	@ Boston	4-3 W	26-13-3
43	Jan. 9	@ Florida	1-2 L	26-14-3
44	Jan. 10	@ Tampa Bay	5-4 W (SO)	27-14-3
45	Jan. 12	@ St. Louis	3-2 W (OT)	28-14-3
46	Jan. 15	Anaheim	2-4 L	28-15-3
47	Jan. 17	Los Angeles	2-3 O (SO)	28-15-4
48	Jan. 21	San Jose	4-3 W	29-15-4
49	Jan. 24	Edmonton	3-2 W (SO)	30-15-4
50	Jan. 31	Chicago	3-2 W (OT)	31-15-4
51	Feb. 2	Detroit	3-4 O (SO)	31-15-5
52	Feb. 4	@ Colorado	3-2 W (SO)	32-15-5
53	Feb. 7	@ Nashville	4-3 W (SO)	33-15-5
54	Feb. 9	@ Minnesota	5-2 W	34-15-5
55	Feb. 11	@ Calgary	2-3 O (SO)	34-15-6
56	Feb. 13	Phoenix	2-1 W (SO)	35-15-6
57	Feb. 15	Colorado	3-1 W	36-15-6
58	Feb. 18	Toronto	6-2 W	37-15-6
59	Feb. 19	@ Edmonton	5-2 W	38-15-6
60	Feb. 21	@ Nashville	1-3 L	38-16-6
61	Feb. 23	@ Detroit	4-3 W (SO)	39-16-6
62	Feb. 24	@ New Jersey	2-1 W	40-16-6
63	Feb. 26	@ Dallas	2-3 O (OT)	40-16-7
64	Feb. 28	@ Phoenix	1-2 O (SO)	40-16-8
65	Mar. 1	St. Louis	2-0 W	41-16-8
66	Mar. 3	Buffalo	3-5 L	41-17-8
67	Mar. 6	Dallas	2-5 L	41-18-8
68	Mar. 8	Winnipeg	3-2 W	42-18-8
69	Mar. 10	Montreal	1-4 L	42-19-8
70	Mar. 14	Phoenix	4-5 L	42-20-8
71	Mar. 17	Columbus	4-3 W	43-20-8
72	Mar. 19	@ Minnesota	0-2 L	43-21-8
73	Mar. 21	@ Chicago	1-2 O (OT)	43-21-9
74	Mar. 22	@ Dallas	2-1 W	44-21-9
75	Mar. 24	@ Colorado	3-2 W (OT)	45-21-9
76	Mar. 26	Los Angeles	1-0 W	46-21-9
77	Mar. 28	Colorado	1-0 W	47-21-9
78	Mar. 30	Dallas	5-2 W	48-21-9
79	Mar. 31	Calgary	3-2 W (OT)	49-21-9
80	Apr. 3	Anaheim	5-4 W (SO)	50-21-9
81	Apr. 5	@ Calgary	2-3 L	50-22-9
82	Apr. 7	Edmonton	3-0 W	51-22-9

NORTHWEST DIVISION FINISH

1st (59 Points)

COACH

Alain Vigneault

GM

Michael D. Gillis

CAPTAIN

Henrik Sedin

SCORING

Player	GP	G	A	PTS	PIM
H. Sedin	48	11	34	45	24
D. Sedin	47	12	28	40	18
Roy VAN	12	3	3	6	2
DAL	30	4	18	22	4
Hansen	47	10	17	27	8
Burrows	47	13	11	24	54
Hamhuis	47	4	20	24	12
Raymond	46	10	12	22	16
Edler	45	8	14	22	37
Garrison	47	8	8	16	28
Higgins	41	10	5	15	10
Kesler	17	4	9	13	12
Bieksa	36	6	6	12	48
Kassian	39	7	4	11	51
Lapierre	48	4	6	10	45
Schroeder	31	3	6	9	4
Tanev	38	2	5	7	10
Weise	40	3	3	6	43

Ebbett	28	1	5	6	4	
Booth	12	1	2	3	4	
Sestito	23	1	0	1	53	
PHI	7	2	0	2	12	
Ballard	36	0	2	2	29	
Barker	14	0	2	2	4	
Volpatti	16	1	0	1	28	
VAN	24	0	1	1	32	
Alberts	24	0	1	1	32	
Pinizzotto	12	0	0	0	29	
Malhotra	9	0	0	0	0	
Corrado	3	0	0	0	0	
Gordon	6	0	0	0	0	
Joslin	2	0	0	0	0	
Jensen	2	0	0	0	0	
Sweatt	1	0	0	0	0	
Goaltender	GPI	MIN	GA	SO	AVG	W-L-T
Schneider	30	1,733	61	5	2.11	17-9-4
Luongo	20	1,197	51	2	2.56	9-6-3

RESULTS

No	Date	Opponent	Score	Record
1	Jan. 19	Anaheim	3-7 L	0-1-0
2	Jan. 20	Edmonton	2-3 O (SO)	0-1-1
3	Jan. 23	Calgary	3-2 W (SO)	1-1-1
4	Jan. 25	@ Anaheim	5-0 W	2-1-1
5	Jan. 27	@ San Jose	1-4 L	2-2-1
6	Jan. 28	@ Los Angeles	2-3 O (SO)	2-2-2
7	Jan. 30	Colorado	3-0	3-2-2
8	Feb. 1	Chicago	2-1 W (SO)	4-2-2
9	Feb. 4	@ Edmonton	3-2 W (OT)	5-2-2
10	Feb. 7	@ Minnesota	4-1 W	6-2-2
11	Feb. 9	Calgary	5-1 W	7-2-2
12	Feb. 12	Minnesota	2-1 W	8-2-2
13	Feb. 15	Dallas	3-4 L	8-3-2
14	Feb. 17	St. Louis	3-4 O (SO)	8-3-3
15	Feb. 19	@ Chicago	3-4 O (SO)	8-3-4
16	Feb. 21	@ Dallas	4-3 W	9-3-4
17	Feb. 22	@ Nashville	1-0 W	10-3-4
18	Feb. 24	@ Detroit	3-8 L	10-4-4
19	Feb. 26	Phoenix	2-4 L	10-5-4
20	Mar. 2	Los Angeles	5-2 W	11-5-4
21	Mar. 3	@ Calgary	2-4 L	11-6-4
22	Mar. 5	San Jose	2-3 O (SO)	11-6-5
23	Mar. 7	@ Columbus	1-2 O (OT)	11-6-6
24	Mar. 10	@ Minnesota	2-4 L	11-7-6


No	Date	Opponent	Score	Record
25	Mar. 12	@ Columbus	2-1 W (SO)	12-7-6
26	Mar. 14	Nashville	7-4 W	13-7-6
27	Mar. 16	Detroit	2-5 L	13-8-6
28	Mar. 18	Minnesota	1-3 L	13-9-6
29	Mar. 19	St. Louis	3-2 W	14-9-6
30	Mar. 21	@ Phoenix	2-1 W	15-9-6
31	Mar. 23	@ Los Angeles	1-0 W	16-9-6
32	Mar. 24	@ Colorado	3-2 W	17-9-6
33	Mar. 26	Columbus	1-0 W (SO)	18-9-6
34	Mar. 28	Colorado	4-1 W	19-9-6
35	Mar. 30	@ Edmonton	0-4 L	19-10-6
36	Apr. 1	@ San Jose	2-3 L	19-11-6
37	Apr. 4	Edmonton	4-0 W	20-11-6
38	Apr. 6	Calgary	5-2 W	21-11-6
39	Apr. 8	Phoenix	2-0 W	22-11-6
40	Apr. 10	@ Calgary	4-1 W	23-11-6
41	Apr. 13	@ Colorado	3-4 L	23-12-6
42	Apr. 15	@ Nashville	5-2 W	24-12-6
43	Apr. 16	@ St. Louis	1-2 O (SO)	24-12-7
44	Apr. 18	@ Dallas	1-5 L	24-13-7
45	Apr. 20	Detroit	2-1 W (SO)	25-13-7
46	Apr. 22	Chicago	3-1 W	26-13-7
47	Apr. 25	Anaheim	1-3 L	26-14-7
48	Apr. 27	@ Edmonton	2-7 L	26-15-7



EAST

NACOM

CASINO | BINGO





ALL-TIME

ALL-TIME ROSTER

A

Adams, Greg C.	1988.89
Adams, Greg G.	1987.88 to 1994.95
Affleck, Bruce	1979.80
Agnew, Jim	1986.87 to 1991.92
Alberts, Andrew	2009.10 to
Alexander, Claire	1977.78
Allen, Bryan	2000.01 to 2005.06
Andersson, Jonas	2010.11 to 2011.12
Antoski, Shawn	1990.91 to 1994.95
Arbour, John	1970.71
Arvedson, Magnus	2003.04
Ashton, Brent	1979.80 to 1980.81
Aucoin, Adrian	1994.95 to 2000.01
Auld, Alex	2001.02 to 2005.06

B

Babych, Dave	1991.92 to 1997.98
Bakovic, Peter	1987.88
Balej, Jozef	2005.06
Ballard, Keith	2010.11 to 2012.13
Balon, Dave	1971.72 to 1972.73
Bannerman, Murray	1977.78
Barker, Cam	2012.13
Baron, Murray	1998.99 to 2002.03
Bartel, Robin	1986.87
Baumgartner, Nolan	2002.03 to 2005.06, 2008.09 to 2011.12
Bawa, Robin	1991.92
Beech, Kris	2007.08
Belanger, Jesse	1995.96
Belland, Neil	1981.82 to 1985.86
Benning, Jim	1986.87 to 1989.90
Beranek, Josef	1994.95 to 1995.96
Bernier, Steve	2008.09 to 2009.10
Berehowsky, Drake	2000.01 to 2001.02
Bergevin, Marc	2003.04
Berry, Ken	1987.88 to 1988.89
Bertuzzi, Todd	1997.98 to 2005.06
Bielska, Kevin	2005.06 to
Bitz, Byron	2011.12
Blight, Rick	1975.76 to 1980.81
Bliznak, Mario	2009.10
Block, Ken	1970.71
Boddy, Gregg	1971.72 to 1975.76
Bodger, Doug	1999.00
Bohonos, Lonny	1996.97 to 1997.98
Boldirev, Ivan	1979.80 to 1982.83
Bolduc, Alex	2008.09 to 2010.11
Bolonchuk, Larry	1972.73
Bonni, Ryan	1999.00
Booth, David	2011.12 to
Bordeleau, Paulin	1973.74 to 1975.76
Bouck, Tyler	2003.04 to 2006.07
Boudrias, Andre	1970.71 to 1975.76
Bourdon, Luc	2006.07 to 2007.08
Boyd, Randy	1987.88 to 1988.89
Bozek, Steve	1988.89 to 1990.91
Bradley, Brian	1987.88 to 1990.91
Brasar, Per-Olov	1979.80 to 1981.82
Brashear, Donald	1996.97 to 2001.02
Bridgman, Mel	1988.89
Brochu, Martin	2001.02
Brodeur, Richard	1980.81 to 1987.88
Bromley, Gary	1978.79 to 1980.81
Brookbank, Wade	2003.04 to 2005.06
Brown, Cam	1990.91
Brown, Jeff	1993.94 to 1995.96
Brown, Mike	2000.01 to 2001.02
Brown, Mike	2007.08 to 2008.09

Brown, Sean	2005.06
Bruce, David	1985.86 to 1988.89
Bubla, Jiri	1981.82 to 1985.86
Bulis, Jan	2006.07
Bullock, Bruce	1972.73 to 1976.77
Bure, Pavel	1991.92 to 1997.98
Burke, Sean	1997.98
Burrows, Alex	2005.06 to
Buskas, Rod	1989.90
Butcher, Garth	1981.82 to 1990.91
Butenschon, Sven	2005.06
Butler, Jerry	1979.80 to 1981.82

C

Callander, Drew	1978.79 to 1979.80
Campbell, Colin	1980.81 to 1981.82
Cannata, Joe	2012.13 to
Caprice, Frank	1982.83 to 1987.88
Capuano, Dave	1989.90 to 1990.91
Capuano, Jack	1990.91
Carney, Keith	2005.06
Caron, Jacques	1973.74
Carriere, Larry	1976.77 to 1977.78
Carson, Jimmy	1993.94
Carter, Anson	2005.06
Cassels, Andrew	1999.00 to 2001.02
Charbonneau, Jose	1988.89, 1993.94 to 1994.95
Chouinard, Marc	2006.07
Christie, Mike	1980.81
Chubarov, Artem	1999.00 to 2003.04
Ciccone, Enrico	1997.98
Cloutier, Dan	2000.01 to 2005.06
Cochrane, Glen	1985.86 to 1986.87
Connelly, Wayne	1971.72
Convery, Brandon	1997.98 to 1998.99
Cook, Bob	1970.71
Cooke, Matt	1998.99 to 2007.08
Corrado, Frank	2012.13 to
Corrigan, Mike	1970.71 to 1971.72
Coulombe, Patrick	2006.07 to 2008.09
Courttnall, Geoff	1990.91 to 1994.95
Courttnall, Russ	1994.95 to 1996.97
Courville, Larry	1995.96 to 1997.98
Cowan, Jeff	2006.07 to 2008.09
Coxe, Craig	1984.85 to 1987.88
	1989.90 to 1990.91
	1992.93 to 1993.94
Craven, Murray	1981.82 to 1986.87
Crawford, Marc	1996.97
Crowder, Troy	1970.71
Cullen, Ray	1994.95 to 1996.97
Cullimore, Jassen	1981.82 to 1983.84
Currie, Tony	

D

Daigneault, J.J.	1984.85 to 1985.86
Dailey, Bob	1973.74 to 1976.77
Daivson, Rob	2008.09
Delorme, Ron	1981.82 to 1984.85
DeMarco, Ab	1974.75 to 1975.76
Demitra, Pavol	2008.09 to 2009.10
Derlago, Bill	1978.79 to 1979.80
Desbiens, Guillaume	2009.10 to 2010.11
Diduck, Gerald	1990.91 to 1994.95
Dirk, Robert	1990.91 to 1993.94
Doak, Gary	1970.71 to 1971.72
Dowd, Jim	1995.96
Druken, Harold	1999.00 to 2002.03
Duco, Mike	2011.12
Dunbar, Dale	1985.86
Dunn, Dave	1973.74 to 1974.75

Dyck, Ed	1971.72 to 1973.74
	1971.72 to 1973.74

E

Ebbett, Andrew	2011.12 to 2012.13
Edler, Alex	2006.07 to
Ehrhoff, Christian	2009.10 to 2010.11
Eisenhut, Neil	1993.94
Eldebrink, Anders	1981.82 to 1982.83
Ellacott, Ken	1982.83
Eriksson, Roland	1978.79
Essensa, Bob	2000.01

F

Fedorov, Fedor	2002.03 to 2003.04
Fergus, Tom	1991.92 to 1992.93
FitzGerald, Zack	2007.08 to 2008.09
Fitzpatrick, Rory	2006.07
Flockhart, Rob	1976.77 to 1978.79
Folco, Peter	1973.74
Fortier, Dave	1976.77
Fountain, Mike	1996.97
Fraser, Curt	1978.79 to 1982.83

G

Gagner, Dave	1998.99
Gamble, Troy	1986.87, 1988.89
	1990.91 to 1991.92
Gardner, George	1970.71 to 1971.72
Garratt, John	1982.83 to 1984.85
Garrett, Jason	2012.13 to
Gassoff, Brad	1975.76 to 1978.79
Gelinias, Martin	1993.94 to 1997.98
Gibson, Don	1990.91
Gillis, Jere	1977.78 to 1980.81
	1983.84 to 1984.85
Glass, Tanner	2009.10 to 2010.11
Gloor, Dan	1973.74
Glynn, Brian	1993.94
Goodenough, Larry	1976.77 to 1979.80
Gordon, Andrew	2012.13
Gordon, Robb	1998.99
Goren, Lee	2005.06 to 2006.07
Gould, John	1973.74 to 1976.77
Gould, Larry	1973.74
Grabner, Michael	2009.10
Gradin, Thomas	1978.79 to 1985.86
Gragani, Marc-Andre	2011.12
Graves, Hilliard	1976.77 to 1978.79
Green, Josh	2005.06 to 2006.07
Gregg, Randy	1991.92
Grenier, Martin	2003.04
Grisdale, John	1974.75 to 1978.79
Guevremont, Jocelyn	1971.72 to 1974.75
Gu, Kevan	1988.89 to 1990.91

H

Hall, Murray	1970.71 to 1971.72
Hall, Taylor	1983.84 to 1986.87
Halward, Doug	1980.81 to 1986.87
Hamhuis, Dan	2010.11 to
Hammond, Ken	1991.92
Hanlon, Glen	1977.78 to 1981.82
Hansen, Jannik	2006.07 to
Hargreaves, Jim	1970.71, 1972.73
Hatoum, Ed	1970.71
Hawgood, Greg	1999.00 to 2000.01
Hawkins, Todd	1988.89 to 1989.90
Hazlett, Steve	1979.80
Hedberg, Johan	2003.04

Hedican, Bret	1993.94 to 1998.99
Heinz, Rick	1981.82
Helmer, Bryan	2000.01 to 2002.03
Hendrickson, Darby	1998.99 to 1999.00
Higgins, Chris	2010.11 to
Hirsch, Corey	1995.96 to 1998.99
Hlavac, Jan	2001.02 to 2002.03
Hlinka, Ivan	1981.82 to 1982.83
Hodge, Charlie	1970.71
Hodgson, Cody	2010.11 to 2011.12
Hodgson, Dan	1986.87 to 1988.89
Holden, Josh	1998.99 to 2001.02
Holloway, Bruce	1984.85
Holt, Randy	1978.79
Homenuke, Ron	1972.73
Hordichuk, Darcy	2008.09 to 2009.10
Huber, Willie	1987.88
Hubick, Greg	1979.80
Hughes, John	1979.80
Hunter, Tim	1992.93 to 1995.96
Hurlburt, Bob	1974.75
Huscroft, Jamie	1997.98 to 1998.99

I

Irbe, Arturs	1997.98
Isbister, Brad	2007.08

J

Jackson, Dane	1993.94 to 1994.95
Jaffray, Jason	2007.08 to 2008.09
Jensen, Nicklas	2012.13 to
Johnson, Danny	1970.71 to 1971.72
Johnson, Ryan	2008.09 to 2009.10
Jokela, Mikko	2002.03
Joseph, Chris	1996.97, 1999.00
Joslin, Derek	2012.13
Jovanovski, Ed	1998.99 to 2005.06

K

Kannegiesser, Sheldon	1977.78
Kariya, Steve	1999.00 to 2001.02
Kassian, Zack	2011.12 to
Kavanagh, Pat	2000.01 to 2003.04
Keane, Mike	2003.04
Kearns, Dennis	1971.72 to 1980.81
Kesa, Dan	1993.94
Kesler, Ryan	2003.04 to
Kidd, Ian	1987.88 to 1988.89
King, Jason	2002.03 to 2003.04
Kirtson, Mark	1982.83 to 1984.85
Klatt, Trent	1998.99 to 2002.03
Kocur, Joey	1995.96
Komarniski, Zenith	1999.00 to 2002.03
Korab, Jerry	1973.74
Kozak, Don	1978.79
Krajicek, Lukas	2006.07 to 2008.09
Krog, Jason	2008.09
Kron, Robert	1990.91 to 1992.93
Krutov, Vladimir	1989.90
Kucera, Frantisek	1995.96 to 1996.97
Kulak, Stu	1982.83, 1986.87
Kurtenbach, Orland	1970.71 to 1973.74
Kurtz, Justin	2001.02
Kurvers, Tom	1990.91

L

LaBarbera, Jason	2008.09
Lachance, Scott	2000.01 to 2001.02
Lafayette, Nathan	1993.94 to 1994.95

Lalonde, Bobby	1971.72 to 1976.77
Lampman, Mike	1973.74
Langdon, Darren	2002.03
Lanthier, Jean-Marc	1983.84 to 1985.86
	1987.88
Lanz, Rick	1980.81 to 1986.87
Lapierre, Maxim	2010.11 to 2012.13
Larionov, Igor	1989.90 to 1991.92
Lawless, Paul	1987.88
LeBlanc, John	1986.87 to 1987.88
Ledyard, Grant	1997.98
Leeb, Brad	1999.00, 2001.02
Leeman, Gary	1994.95
Legace, Manny	1999.00
Lemay, Moe	1981.82 to 1986.87
Lemieux, Richard	1971.72 to 1973.74
Lenardon, Tim	1989.90
Letowski, Trevor	2001.02 to 2002.03
Lever, Don	1972.73 to 1979.80
Levie, Craig	1986.87
Lidster, Doug	1983.84 to 1992.93
Linden, Trevor	1988.89 to 1997.98
	2001.02 to 2007.08
	1978.79 to 1983.84
	2002.03
	1974.75 to 1975.76
	1979.80 to 1980.81
	1995.96
	1985.86 to 1987.88
	2009.10
	1989.90 to 1997.98
	1970.71
Luongo, Roberto	2006.07 to
Lupul, Gary	1979.80 to 1985.86

M

MacAdam, Al	1984.85
MacDonald, Blair	1980.81 to 1982.83
MacDonald, Brett	1987.88
MacIntyre, Drew	2007.08
Mair, Jim	1972.73 to 1974.75
Maki, Wayne	1970.71 to 1972.73
Malhotra, Manny	2010.11 to 2012.13
Malik, Marek	2002.03 to 2003.04
Malkoc, Dean	1995.96
Mancari, Mark	2011.12
Manery, Kris	1979.80
Maniogo, Cesare	1976.77 to 1977.78
Manno, Bob	1976.77 to 1980.81
Marois, Mario	1980.81
Martin, Grant	1983.84 to 1984.85
Martin, Pit	1977.78 to 1978.79
Mason, Bob	1990.91
Maxwell, Brad	1986.87
May, Brad	1997.98 to 1999.00
	2002.03 to 2003.04
Mazur, Jay	1988.89 to 1991.92
McAllister, Chris	1997.98 to 1998.99
McBain, Andrew	1989.90 to 1991.92
McCabe, Bryan	1997.98 to 1998.99
McCarthy, Kevin	1978.79 to 1983.84
McCarthy, Steve	2005.06
McCord, Dennis	1973.74
McDonnell, Joe	1981.82
McIlhargey, Jack	1976.77 to 1979.80
McIntyre, John	1993.94 to 1994.95
McIver, Nathan	2006.07 to 2007.08
McKichan, Steve	1990.91
McLean, Kirk	1987.88 to 1997.98

McLelland, Dave	1972.73
McNab, Peter	1983.84 to 1984.85
McSheffrey, Bryan	1972.73 to 1973.74
McVicar, Rob	2005.06
Meehan, Gerry	1974.75
Melnyk, Larry	1987.88 to 1989.90
Messier, Mark	1997.98 to 1999.00
Michaud, Alfie	1999.00
Miller, Aaron	2007.08
Minor, Gerry	1979.80 to 1983.84
Mitchell, Willie	2006.07 to 2009.10
Mogilny, Alexander	1995.96 to 1999.00
Mojzis, Tomas	2005.06
Molin, Lars	1981.82 to 1983.84
Momesso, Sergio	1990.91 to 1994.95
Monahan, Garry	1974.75 to 1977.78
Moran, Brad	2006.07
Morin, Stephane	1992.93 to 1993.94
Morrison, Brendan	1999.00 to 2007.08
Morrison, Dave	1984.85
Moss, Tyler	2002.03
Muckalt, Bill	1998.99 to 1999.00
Murphy, Rob	1987.88 to 1991.92
Murray, Bob	1974.75 to 1976.77
Murzyn, Dana	1990.91 to 1998.99

N

Namestnikov, John	1993.94 to 1996.97
Naslund, Markus	1995.96 to 2007.08
Nedved, Petr	1990.91 to 1992.93
Neely, Cam	1983.84 to 1985.86
Nemchinov, Sergei	1996.97
Neill, Jim	1981.82 to 1983.84
Noonan, Brian	1996.97 to 1997.98
Nordmark, Robert	1988.89 to 1990.91
Noronen, Mika	2005.06
Nycholat, Lawrence	2008.09, 2009.10

O

Oberg, Evan	2009.10 to 2010.11
Oddiefson, Chris	1973.74 to 1980.81
Odjick, Gino	1990.91 to 1997.98
O'Brien, Shane	2008.09 to 2009.10
O'Flaherty, Gerry	1972.73 to 1977.78
Ohlund, Mattias	1997.98 to 2008.09
Oksiuta, Roman	1994.95 to 1995.96
O'Neil, Paul	1973.74
Oreskovich, Victor	2010.11 to 2011.12
O'Sullivan, Chris	1999.00
Ouellet, Maxime	2005.06
Ouellet, Michel	2008.09

P

Pahlsson, Samuel	2011.12
Paiement, Rosaire	1970.71 to 1971.72
Parent, Ryan	2010.11 to 2011.12
Park, Richard	2005.06
Peca, Mike	1993.94 to 1994.95
Pederson, Barry	1986.87 to 1989.90
Pederson, Denis	1999.00 to 2001.02
Perrault, Joel	2010.11
Peterson, Brent	1985.86 to 1986.87
Petit, Michel	1982.83 to 1987.88
Pettinger, Matt	2007.08, 2009.10
Pinizzotto, Steve	2012.13
Plavick, Adrien	1989.90 to 1994.95
Popiel, Poul	1970.71 to 1971.72
Potvin, Felix	1999.00 to 2000.01
Pratt, Tracy	1973.74 to 1975.76

ALL-TIME ROSTER

Primeau, Kevin 1980.81
Pronger, Sean 2003.04
Pyatt, Taylor 2006.07 to 2008.09

Q

Quinn, Dan 1989.90 to 1990.91
Quinn, Pat 1970.71 to 1971.72

R

Ratushny, Dan 1992.93
Raycroft, Andrew 2009.10
Raymond, Mason 2007.08 to 2012.13
Reaume, Marc 1970.71
Reid, Brandon 2002.03 to 2006.07
Reinhart, Paul 1988.89 to 1989.90
Richardson, Glen 1975.76
Richter, Dave 1986.87 to 1987.88
Ridley, Curt 1975.76 to 1977.78
1979.80
Ridley, Mike 1995.96 to 1996.97
Ritchie, Byron 2007.08
Rizzuto, Garth 1970.71
Roberts, David 1996.97 to 1997.98
Robertsson, Bert 1997.98 to 1998.99
Robitaille, Mike 1974.75 to 1976.77
Rocheffort, Leon 1974.75 to 1975.76
Rohlicek, Jeff 1987.88 to 1988.89
Rohlin, Leif 1995.96 to 1996.97
Rome, Aaron 2009.10 to 2011.12
Ronning, Cliff 1990.91 to 1995.96
Rota, Darcy 1979.80 to 1983.84
Roy, Derek 2012.13
Rucinsky, Martin 2003.04
Ruutu, Christian 1994.95
Ruutu, Jarkko 1999.00 to 2005.06
Ryan, Prestin 2005.06 to 2006.07
Rypien, Rick 2005.06 to 2010.11

S

Sabourin, Dany 2006.07
Salo, Sami 2002.03 to 2011.12
Samuelsson, Mikael 2009.10 to 2011.12
Sanderson, Derek 1976.77
Sanderson, Geoff 1997.98, 2003.04
Sandlak, Jim 1985.86 to 1992.93
1995.96
Sanford, Curtis 2007.08 to 2008.09
Santala, Tommi 2006.07
Saunders, David 1987.88
Sauve, Yann 2010.11 to
Scatchard, Dave 1997.98 to 1999.00
Schaefer, Peter 1998.99 to 2001.02, 2010.11
Schella, John 1970.71 to 1971.72
Schliebener, Andy 1981.82,
1983.84 to 1984.85
1970.71 to 1973.74
Schmautz, Bobby 1980.81
Schneider, Cory 2008.09 to 2012.13
Schneider, Mathieu 2009.10
Schroeder, Jordan 2012.13 to
Schultz, Jesse 2006.07
Schwab, Corey 1999.00
Sedin, Daniel 2000.01 to
Sedin, Henrik 2000.01 to
Sedlbauer, Ron 1974.75 to 1979.80
Seguin, Danny 1970.71, 1973.74
Semak, Alexander 1996.97
Semenov, Anatoli 1992.93
Sestito, Tom 2012.13 to
Shannon, Ryan 2007.08

Sharifjanov, Vadim 1999.00
Shirokov, Sergei 2009.10 to 2010.11
Sillinger, Mike 1995.96 to 1997.98
Skriko, Petri 1984.85 to 1990.91
Skudra, Peter 2001.02 to 2002.03
Sleg, Jiri 1992.93 to 1994.95, 2003.04
Sly, Darryl 1970.71
Smith, Brad 1978.79 to 1979.80
Smith, Doug 1988.89 to 1989.90
Smith, Gary 1973.74 to 1975.76
Smith, Nathan 2003.04 to 2006.07
Smolinski, Bryan 2006.07
Smyl, Stan 1978.79 to 1990.91
Snepsts, Harold 1974.75 to 1983.84
1988.89 to 1989.90
1997.98 to 1999.00
Snow, Garth 1973.74
Sobchuk, Gene 1998.99 to 2003.04
Sopel, Brent 2006.07
1971.72
Speck, Fred 1976.77
Spruce, Andy 1996.97 to 1998.99
Staios, Steve 1987.88 to 1989.90
Stanley, Daryl 2000.01
Stapleton, Mike 1987.88 to 1990.91
Stern, Ronnie 1984.85
Stevens, Mike 1970.71,
1976.77 to 1977.78
1971.72
Stewart, Ron 1994.95 to 1995.96
Stojanov, Alek 1973.74
Stone, Steve 1973.74
Strudwick, Jason 1997.98 to 2001.02
2011.12
Sturm, Marco 2011.12
Sulzer, Alexander 1986.87 to 1987.88
Summanen, Raimo 2008.09
Sundin, Mats 1982.83 to 1986.87
Sutter, Rich 1986.87 to 1989.90
Sweatt, Bill 2011.12
Sweatt, Lee 2010.11

T

Tallon, Dale 1970.71 to 1972.73
Tambellini, Jeff 2010.11
Tambellini, Steve 1985.86 to 1987.88
Tanev, Chris 2010.11 to
Tannahill, Don 1972.73 to 1973.74
Tanti, Tony 1982.83 to 1989.90
Taylor, Ted 1970.71 to 1971.72
Tezikov, Alexei 2001.02
Tikkanen, Esa 1995.96 to 1996.97
Torres, Raffi 2010.11
Tremblay, Yannick 2006.07
Tudor, Rob 1978.79 to 1979.80

V

Vaananen, Ossi 2008.09
Vaic, Lubomir 1997.98, 1999.00
Vaive, Rick 1979.80
Valk, Garry 1990.91 to 1992.93
Vasiljevs, Herbert 2001.02
Ververgaert, Dennis 1973.74 to 1978.79
Veysey, Sid 1977.78
Vilgrain, Claude 1987.88
Volpatti, Aaron 2010.11 to 2012.13

W

Walker, Scott 1994.95 to 1997.98
Walter, Ryan 1991.92 to 1992.93
Walton, Mike 1975.76 to 1977.78

Ward, Dixon 1992.93 to 1993.94
Ward, Ron 1971.72
Warriner, Todd 2001.02 to 2002.03
Washburn, Steve 1998.99
Weaver, Mike 2007.08
Weekes, Kevin 1998.99 to 1999.00
Weeks, Steve 1987.88 to 1990.91
Weinrich, Eric 2005.06
Weise, Dale 2011.12 to
Wellwood, Kyle 2008.09 to 2009.10
Whitmore, Kay 1992.93 to 1994.95
Wickenheiser, Doug 1987.88
Wilcox, Barry 1972.73, 1974.75
Wiley, Jim 1975.76 to 1976.77
Wilkins, Barry 1970.71 to 1974.75
Williams, Tiger 1979.80 to 1983.84
Wilson, Dunc 1970.71 to 1972.73
1978.79
Wiste, Jim 1970.71
Woodley, Dan 1987.88
Wotton, Mark 1994.95 to 1997.98
Wright, John 1972.73 to 1973.74

Y

York, Harry 1998.99 to 1999.00
Young, Howie 1970.71
Young, Wendell 1985.86 to 1986.87

Z

Zetterstrom, Lars 1978.79
Zezel, Peter 1997.98 to 1998.99

1

Murray Bannerman, Bruce Bullock, Sean Burke, Ed Dyck, Ken Elacott, George Gardner, Glen Hanlon, Johan Hedberg, Charlie Hodge, **Roberto Luongo**, Kirk McLean, Maxime Ouellet, Peter Skudra, Gary Smith, Doug Wilson, Wendell Young.

2

Jim Agnew, Gary Doak, Jocelyn Guevremont, Kevan Guy, Doug Halward, **Dan Hamhuis**, Ken Hammond, Willie Huber, Ian Kidd, Frantisek Kucera, Craig Levie, Dave Logan, Bob Manno, John Namestnikov, Mattias Ohlund, Mike Robitaille, Lars Zetterstrom.

3

Kevin Bieksa, Doug Bodger, Larry Bolonchuk, Garth Butcher, Keith Carney, Bob Dailey, Anders Eldebrink, Bret Hedican, Doug Lidster, Lars Lindgren, Joe McDonnell, Michel Petit, Pat Quinn, Brent Soper.

4

Keith Ballard, Nolan Baumgartner, Jim Benning, Luc Bourdon, Rob Davison, Ab Demarco, Gerald Diduck, Greg Hawgood, Randy Holt, John Hughes, Frantisek Kucera, Justin Kurtz, Rick Lanz, Grant Ledyard, Bryan McCabe, Aaron Miller, Brent Soper, Mike Walton, Barry Wilkins, Mark Wotton.

5

Bryan Allen, John Arbour, Garth Butcher, Colin Campbell, Larry Carriere, Christian Ehrhoff, **Jason Garrison**, Larry Goodenough, Marc-Andre Gragnani, Jim Hargreaves, Sheldon Kannegiesser, Zenith Komarniski, Lukas Krajicek, Bob Manno, Dana Murzyn, Tracy Pratt, John Schella, Darryl Sly, Brad Smith, Ossi Vaananen.

6

Adrian Aucoin, Dennis Kearns, Robert Nordmark, Adrien Plavsic, Marc Reaume, Dave Richter, Sami Salo, Andy Schliebener, Alexei Tezikov, Howie Young.

7

David Booth, Andre Boudrias, Tony Currie, Dave Fortier, Rob Gordon, Jamie Huscroft, Gary Lupul, Pit Martin, Gerry Minor, Brendan Morrison, Barry Pederson, Dan Quinn, David Roberts, Cliff Ronning, Sid Veysey.

8

Greg G. Adams, Jozef Balej, Rick Blight, Donald Brashear, Wayne Connelly, Taylor Hall, Danny Johnson, Moe Lemay, Marek Malik, Peter McNab, Gerry Meehan, Willie Mitchell, Jim Mill, Bobby Schmautz, Alex Stojanov, **Chris Tanev**, Eric Weinrich.

9

Ivan Boldirev, Russ Courtnall, Harold Druken, Ed Hatoum, Cody Hodgson, **Zack Kassian**, Mike Keane, Gary Leeman, Don Lever, Brad May, Andrew McBain, Taylor

Pyatt, Bobby Schmautz, Mike Stapleton, Dale Tallon, Tony Tanti, Lubomir Vaic, Ryan Walter, Jim Wiste.

10

Rick Blight, Brian Bradley, Pavel Bure, Drew Callander, Geoff Courtnall, Ray Cullen, Tony Currie, Rick Derlago, Anders Eldebrink, Jere Gillis, Ryan Johnson, Jean-Marc Lanthier, Moe Lemay, Trevor Letowski, Don Lever, Brad May, Dave Morrison, Brent Peterson, Bobby Schmautz, Fred Speck, Ronnie Stern, Jeff Tambellini, Esa Tikkanen, Dennis Ververgaert.

11

Wayne Maki, Mark Messier, Chris Oddleifson.

12

Mike Corrigan, Rob Flockhart, Dan Gloor, Leon Rochefort, Stan Smyl, Ron Stewart, Barry Wilcox, Jim Wiley.
RETIRED NOV.03.91 (SMYL).

13

Mike Brown, Artem Chubarov, Lars Lindgren, Sergei Nemchinov, Matt Pettinger, Steve Pinizzotto, Mats Sundin, Raffi Torres.

14

Jesse Belanger, Lonny Bohonos, Steve Bozek, **Alex Burrows**, Bob Cook, Geoff Courtnall, Larry Courville, Peter Folco, Jere Gillis, Darby Hindrickson, Josh Holden, Scott Lachance, Moe Lemay, Blair MacDonald, Dennis McCord, Chris Oddleifson, Brandon Reid, Geoff Sanderson, Bobby Schmautz, Danny Seguin, Steve Stone, Raimo Summanen, Tony Tanti, Doug Wickenheiser, Jim Wiste, John Wright.

15

Brent Ashton, Neil Belland, Drake Berehowsky, Paulin Bordeleau, Mike Brown, J.J. Daigneault, Jim Dowd, Harold Druken, Tom Fergus, Dave Gagner, Tanner Glass, Hilliard Graves, Pat Kavanagh, John McIntyre, Rosaire Paiement, Adrien Plavsic, Sean Pronger, Byron Ritchie, Derek Roy, Rick Rypien, Peter Schaefer, Marco Sturm, Rich Sutter, Aaron Volpatti, Todd Warriner.

16

Per.Olov Brasar, Brad Gassoff, Dan Hodgson, Mark Kirtson, Stu Kulak, Trevor Linden, Don Tannahill, Ted Taylor, Barry Wilcox, Jim Wiley.

RETIRED DEC.17.08 (LINDEN).

17

Drake Berehowsky, Lonny Bohonos, Jerry Butler, Drew Callander, Jimmy Carson, Jose Charbonneau, Tony Currie, Larry Gould, Todd Hawkins, Jan Hlavac, **Ryan Kesler**, Jason King, Vladimir Krutov, Paul Lawless, Bill Muckalt, Rob Murphy, Paul O'Neil, Mike Ridley, Jeff Rohlicek, Ron Sedlbauer, Danny Seguin, Vadim Sharifjanov, Patrik Sundstrom, Dixon Ward, Ron Ward, Doug

Wickenheiser, John Wright, Howie Young.

18

Shawn Antoski, Cam Barker, Steve Bernier, Ken Berry, Marc Crawford, Troy Crowder, Fedor Fedorov, Rory Fitzpatrick, Rob Flockhart, Larry Gould, John Grisdale, Ron Homenuke, Steve Kariya, Jason King, Robert Kron, Mike Lampman, Igor Larionov, Jim Mair, Richard Park, Poul Popiel, Bert Robertsson, Darcy Rota, Geoff Sanderson, Peter Schaefer, Brad Smith, **Chris Tanev**, Rick Vaive, Mike Weaver.

19

Claire Alexander, Ron Delorme, Dale Dunbar, Roland Eriksson, Steve Hazlett, Greg Hubick, Tim Hunter, Richard Lemieux, Kris Manery, Mario Marois, Markus Naslund, Petr Nedved, Glen Richardson, Derek Sanderson, Jim Sandlak, Ron Stewart, Dale Tallon, Rob Tudor, Jim Wiley.
RETIRED DEC.11.10 (NASLUND).

20

Drew Callander, Jose Charbonneau, Jeff Cowan, Bill Derlago, Guillaume Desbiens, George Gardner, Jim Hargreaves, **Chris Higgins**, John Hughes, **Ryan Kesler**, Bobby Lalonde, Darren Langdon, Grant Martin, Andrew McBain, Gerry Minor, John Namestnikov, Ryan Parent, Denis Pederson, Christian Ruuttu, Dave Scatchard, Bobby Schmautz, Jesse Schultz, Alexander Semak, Anatoli Semenov, Ronnie Stern, Steve Tambellini.

21

John Arbour, Magnus Arvedson, Peter Bakovic, Dave Balon, Tyler Bouck, Craig Cox, Jere Gillis, John Gould, Doug Halward, Ivan Hlinka, Josh Holden, Dennis Kearns, Zenith Komarniski, Jyrki Lumme, Rob Murphy, Cam Neely, Mason Raymond, Doug Smith, Bryan Smolinski, Gene Sobchuk.

22

Greg C. Adams, Gregg Boddy, Jeff Brown, Larry Courville, Craig Cox, Robert Dirk, Jocelyn Guevremont, Dan Hodgson, Dave Lowry, Bob Manno, Markus Naslund, Garth Rizzuto, **Daniel Sedin**, Andy Spruce, Tiger Williams, Peter Zeeel.

23

Murray Baron, Marc Bergevin, Sean Brown, **Alex Edler**, Neil Eisenhut, Martin Gelin, Thomas Gradin, Martin Grenier, Murray Hall, Dan Hodgson, Bryan McCabe, Gerry O'Flaherty, Paul Reinhart, Garry Valk, Dan Woodley.

24

Jonas Andersson, Bruce Bullock, Jack Capuano, Matt Cooke, Tony Currie, Dave Dunn, Ed Dyck, Curt Fraser, Don Gibson, Murray Gregg, Darcy Hordichuk, Tom Kurvers, Doug Lidster, Len Lunde, Mark Mancari, Bryan McSheffrey, Jari Melnyk, Garry Monahan, Michel Petit, Jiri Slegr, Ralph Stewart, Scott Walker.

ALL-TIME UNIFORM NUMBERS

25

Kris Beech, **Kevin Bieksa**, David Bruce, Andrew Cassels, Andrew Ebbett, Josh Green, Dan Kesa, Orland Kurtenbach, Nathan LaFayette, Doug Lidster, Mats Lindgren, Al MacAdam, Jim Mair, Kevin McCarthy, Stephane Morin, Michel Ouellet, Matt Pettinger, Jim Sandlak, Sergei Shirokov, Steve Staios, Ralph Stewart, Alek Stojanov, Rob Tudor.

26

Bruce Affleck, Jim Agnew, Ken Block, **Frank Corrado**, Brandon Convery, George Gardner, Tim Hunter, Bob Hurlburt, Trent Klatt, Don Kozak, Steve McCarthy, Bryan McSheffrey, Gerry Meehan, Lars Molin, Stephane Morin, Bob Murray, Samuel Pahlsson, Martin Rucinsky, Mikael Samuelsson, Tommi Santala, Ryan Shannon, Mike Sillinger, Petri Skriko, Ralph Stewart, Steve Stone, Tiger Williams.

27

Shawn Antoski, Todd Bertuzzi, Randy Boyd, Mike Brown, Glen Cochrane, Brandon Convery, Craig Cox, Lee Goren, Brad Isbister, Mikko Jokela, Jerry Korab, Jason Krog, John LeBlanc, Manny Malhotra, Brad Maxwell, Sergio Momesso, Leif Rohlin, Mathieu Schneider, Harold Snepsts, Mark Wotton, Harry York.

28

Luc Bourdon, Donald Brashear, Mel Bridgman, Wade Brookbank, Rod Buskas, Jerry Butler, Dave Capuano, Mike Christie, Craig Cox, Marc Crawford, Rob Flockhart, Brian Glynn, Larry Goodenough, Taylor Hall, Bryan Helmer, Chris Joseph, Joey Kocur, Jean-Marc Lanthier, John LeBlanc, Brian Noonan, Roman Oksiuta, Dan Ratushny, Yannick Tremblay, Rick Vaive, Steve Washburn.

29

Randy Boyd, Jiri Bubla, Glen Cochrane, Patrick Coulombe, Jason Jaffray, Kris Manery, Jack McIlhargey, Gino Odjick, Felix Potvin, Kevin Primeau, Aaron Rome, Peter Schaefer, **Tom Sestito**, Nathan Smith, Daryl Stanley, Herbert Vasiljevs.

30

Martin Brochu, Gary Bromley, Bruce Bullock, Frank Caprice, Jacques Caron, Ed Dyck, Mike Fountain, George Gardner, Jason LaBarbera, Ken Lockett, Cesare Maniago, Steve McKichan, Dave McLelland, Tyler Moss, Andrew Raycroft, Garth Snow, Dunc Wilson.

31

Shawn Antoski, Bruce Bullock, **Joe Cannata**, Troy Gamble, John Garrett, Rick Heinz, Corey Hirsch, Manny Legace, Drew MacIntyre, Bob Mason, Mika Noronen, Lubomir Vaic, Steve Weeks, Dunc Wilson.

32

Jim Agnew, Peter Bakovic, Robin Bartel, Neil Belland, Tyler Bouck, Marc Chouinard, Craig Cox, Murray Craven, Bruce Holloway, Arturs Irbe, Chris Joseph, Ian Kidd, Dean Malkoc, Brad May, Lawrence Nycholat, Joel Perrault, Corey Schwab, **Dale Weise**.

33

Marc Crawford, Tim Lenardon, Jay Mazur, Alfie Michaud, Mike Peca, Jim Sandlak, David Saunders, **Henrik Sedin**, Mike Stevens, Steve Weeks.

34

Neil Belland, Byron Bitz, Jassen Cullimore, Guillaume Desbiens, Neil Eisenhut, Ian Kidd, Brad Lukowich, Brett MacDonald, Rob McVicar, Jeff Rohlicek, Jason Strudwick, Claude Vilgrain.

35

Alex Auld, Richard Brodeur, Bruce Bullock, Ed Dyck, Bob Essensa, Troy Gamble, Curt Ridley, Dany Sabourin, Cory Schneider, Kevin Weekes, Kay Whitmore.

36

Jim Agnew, Ryan Bonni, Josh Green, **Jannik Hansen**, Dane Jackson, Brian Loney, Chris McAllister.

37

Brandon Reid, Jarkko Ruutu, Rick Rypien.

38

Jan Bulis, Pavol Demitra, Todd Hawkins, Derek Joslin, Brad Leeb, Victor Oreskovich.

39

Enrico Ciccone, Dan Cloutier, Cody Hodgson, Brad Moran, Evan Oberg, Chris O'Sullivan.

40

Michael Grabner, Maxim Lapierre.

41

Andrew Alberts, Robin Bawa, Preston Ryan, Curtis Sanford.

42

Josef Beranek, Bill Sweatt, Kyle Wellwood.

43

Don Gibson, Pat Kavanagh.

44

Dave Babych, Nolan Baumgartner, Todd Bertuzzi, Andrew Gordon, Rob Murphy.

45

Mike Brown, **Jordan Schroeder**.

46

Nicklas Jensen, Nathan McIver, Tomas Mojzis.

47

Yann Sauve.

48

Cam Brown, Bert Robertsson.

49

Alex Bolduc, Zack FitzGerald.

52

Sven Butenschon, Alexander Sulzer.

54

Aaron Volpatti.

55

Ed Jovanovski, Shane O'Brien.

57

Lee Sweatt.

58

Robert Kron.

62

Mario Bliznak.

64

Evan Oberg.

66

Gino Odjick.

71

Jiri Slegr.

72

Peter Schaefer.

77

Anson Carter.

79

Mike Duco.

81

Fedor Fedorov.

89

Alexander Mogilny.

96

Pavel Bure.

ALL-TIME DRAFT SELECTIONS

2013

1	9	Bo Horvat	C	London
1	24	Hunter Shinkaruk	F	Medicine Hat
3	85	Cole Cassels	C	Oshawa
4	115	Jordan Subban	D	Belleville
5	145	Anton Cederholm	D	Rogle Jr.
6	175	Mike Williamson	D	Spruce Grove
7	205	Miles Liberati	D	London

2012

1	26	Brendan Gaunce	C	Belleville
2	57	Alexandre Mallet	C	Rimouski
5	147	Ben Hutton	D	Kemptville/Nepean
6	177	Wesley Myron	F	Victoria
7	207	Matthew Beattie	LW	Phillips Exeter Academy

2011

1	29	Nicklas Jensen	F	Oshawa
3	71	David Honzik	G	Victoriaville
3	90	Alexandre Grenier	RW	Quebec
4	101	Joseph LaBate	C	Holy Angels
4	120	Ludwig Blomstrand	D	Djurgarden Jr.
5	150	Frank Corrado	D	Sudbury
6	180	Pathrik Westerholm	C	Malmo
7	210	Henrik Tommernes	D	Frolunda

2010

4	115	Patrick McNally	D	Milton Academy
5	145	Adam Polasek	D	P.E.I.
6	172	Alex Friesen	C	Niagara
6	175	Jonathan Ilahti	G	SM-liiga
7	205	Sawyer Hannay	D	Halifax

2009

1	22	Jordan Schroeder	C	Minnesota
2	53	Anton Rodin	RW	U-20 Sweden
3	83	Kevin Connaughton	D	Western Michigan
4	113	Jeremy Price	D	Nepean
5	143	Peter Andersson	D	Frolunda Jr.
6	173	Joe Cannata	G	Merrimack College
7	187	Steven Anthony	LW	Saint John

2008

1	10	Cody Hodgson	C	Brampton
2	41	Yann Sauve	D	Saint John
5	131	Prab Rai	RW	Seattle
6	161	Mats Froshaug	LW	Linköping/Nyköping
7	191	Morgan Clark	G	Red Deer

2007

1	25	Patrick White	C	Tri-City
2	33	Taylor Ellington	D	Everett
5	145	Charles-Antoine Messier	C	Baie-Comeau
5	146	Ilja Kablukov	C	CSKA Moscow
6	176	Taylor Matson	F	Des Moines
7	206	Dan Gendur	RW	Everett

2006

1	14	Michael Grabner	RW	Spokane
3	82	Daniel Rahimi	D	Bjorkloven
6	163	Sergei Shirokov	RW	CSKA Moscow
6	167	Juraj Simek	W	Kloten Jr.
7	197	Evan Fuller	C	Prince George

2005

1	10	Luc Bourdon	D	Val d'Or
2	51	Mason Raymond	LW	Camrose
4	114	Alexandre Vincent	G	Chicoutimi
5	138	Matt Butcher	C	Chilliwack
6	185	Kris Fredheim	D	Notre Dame
7	205	Mario Bliznak	C	Dubnica Jr.

2004

1	26	Cory Schneider	G	Phillips-Andover Academy
3	91	Alex Edler	D	Jamtland
4	125	Andrew Sarauer	LW	Langley
5	159	Mike Brown	RW	Michigan
6	189	Julien Ellis	G	Shawinigan
8	254	David Schulz	D	Swift Current
9	287	Jannik Hansen	RW	Rodovre

2003

1	23	Ryan Kesler	C	Ohio St.
2	60	Marc-Andre Bernier	RW	Halifax
4	111	Brandon Nolan	C	Oshawa
4	128	Ty Morris	LW	St. Albert
5	160	Nicklas Danielsson	RW	Brynas
6	190	Chad Brownlee	D	Vernon
7	222	F.P. Guenette	C	Halifax
8	252	Sergei Topol	LW	Omsk
8	254	Nathan McIver	D	St. Michael's
9	285	Matthew Hansen	D	Seattle

2002

2	49	Kiril Koltsov	D	Omsk
2	55	Denis Grot	D	Elektrostal
3	68	Brett Skinner	D	Des Moines
3	83	Lukas Mensator	G	Karlovy Vary
4	114	John Laliberte	RW	New Hampshire
5	151	Rob McVicar	G	Brandon
7	214	Marc-Andre Roy	RW	Baie-Comeau
7	223	Ilya Krikunov	LW	Elektrostal
8	247	Matt Violin	G	Lake Superior St.
9	277	Thomas Nussli	RW	Zug
9	278	Matt Gens	D	St. Cloud St.

2001

1	16	R.J. Umberger	C	Ohio St.
3	66	Fedor Fedorov	C	Sudbury
4	114	Evgeny Gladskikh	RW	SK Magnitogorsk
5	151	Kevin Bieksa	D	Bowling Green
7	212	Jason King	RW	Halifax
8	245	Konstantin Mikhailov	C	HK Nizhnekamsk

2000

1	23	Nathan Smith	C	Swift Current
3	71	Thatcher Bell	C	Rimouski
3	93	Tim Branham	D	Barrie
5	144	Pavel Duma	C	Neftekhimik
7	208	Brandon Reid	C	Halifax
8	241	Nathan Barrett	C	Lethbridge
9	272	Tim Smith	C	Spokane

1999

1	2	Daniel Sedin	LW	Modo
1	3	Henrik Sedin	C	Modo
3	69	Rene Vydereny	D	Bratislava
5	129	Ryan Thorpe	LW	Spokane
6	172	Josh Reed	D	Vernon
7	189	Kevin Swanson	G	Kelowna
8	218	Markus Kankaanpera	D	Jyp HT Jyväskylä
9	271	Darrell Hay	D	Tri-City

ALL-TIME DRAFT SELECTIONS

1998

1	4	Bryan Allen	D	Oshawa
2	31	Artem Chubarov	C	Dynamo
3	68	Jarkko Ruutu	LW	HIFK Helsinki
3	81	Justin Morrison	RW	Colorado College
4	90	Regan Darby	D	Tri-City
5	136	David Jonsson	D	Leksand
5	140	Rick Bertran	D	Kitchener
6	149	Paul Cabana	RW	Fort McMurray
7	177	Vince Malts	RW	Hull
8	204	Graig Mischler	C	Northeastern
8	219	Curtis Valentine	LW	Bowling Green
9	232	Jason Metcalfe	D	London

1997

1	10	Brad Ference	D	Spokane
2	34	Ryan Bonni	D	Saskatoon
2	36	Harold Druken	D	Detroit
3	64	Kyle Freadrich	LW	Prince George
4	90	Chris Stanley	C	Belleville
5	114	David Darguzas	C	Edmonton
5	117	Matt Cockell	G	Saskatoon
6	144	Matt Cooke	LW	Windsor
6	148	Larry Shapley	D	Welland
7	171	Rod Leroux	D	Seattle
8	201	Denis Martynuk	LW	Moscow
9	227	Peter Brady	G	Powell River

1996

1	12	Josh Holden	C	Regina
3	75	Zenith Komarniski	D	Tri-City
4	93	Jonas Soling	LW	Huddinge
5	121	Tyler Prosofsky	C	Kelowna
6	147	Nolan McDonald	G	U. of Vermont
7	175	Clint Cabana	D	Medicine Hat
8	201	Jeff Scissons	C	Vernon
9	227	Lubomir Vaic	C	HC Kosice

1995

2	40	Chris McAllister	D	Saskatoon
3	61	Larry Courville	LW	Oshawa
3	66	Peter Schaefer	LW	Brandon
4	92	Lloyd Shaw	D	Seattle
5	120	Todd Norman	LW	Guelph
6	144	Brent Soper	D	Swift Current
7	170	Stewart Bodtke	C	Colorado College
8	196	Tyler Willis	RW	Swift Current
9	222	Jason Cugnet	G	Kelowna

1994

1	13	Mattias Ohlund	D	Pitea
2	39	Robb Gordon	C	Powell River
2	42	Dave Scatchard	C	Portland
3	65	Chad Allan	D	Saskatoon
4	92	Mike Dubinsky	RW	Brandon
5	117	Yanick Dube	RW	Laval
7	169	Yuri Kuznetsov	C	Omsk
8	195	Rob Trumbley	RW	Moose Jaw
9	221	Bill Muckalt	RW	Kelowna Jr. A
10	247	Tyson Nash	LW	Kamloops
11	273	Robert Longpre	C	Medicine Hat

1993

1	20	Mike Wilson	D	Sudbury
2	46	Rick Girard	C	Swift Current
4	98	Dieter Kochan	G	Kelowna
5	124	Scott Walker	D	Owen Sound
6	150	Troy Creurer	D	Notre Dame

7	176	Evgeny Babariko	C	Nizhni Novg.
8	202	Sean Tallaire	RW	Lake Superior St.
10	254	Bert Robertsson	D	Sodertalje
11	280	Sergei Tkachenko	G	Hamilton

1992

1	21	Libor Polasek	C	TJ Vitkovice
2	40	Mike Peca	C	Ottawa
2	45	Michael Fountain	G	Oshawa
3	69	Jeff Connolly	C	St. Sebastian's HS
4	93	Brent Tully	D	Peterborough
5	110	Brian Loney	RW	Ohio St. U.
5	117	Adrian Aucoin	D	Boston U.
6	141	Jason Clark	C/LW	St. Thomas Jr. B
7	165	Scott Hollis	RW	Oshawa
9	213	Sonny Mignacca	G	Medicine Hat
10	237	Mark Wotton	D	Saskatoon
11	261	Aaron Boh	D	Spokane

1991

1	7	Alek Stojanov	RW	Hamilton Dukes
2	29	Jassen Cullimore	D	Peterborough
3	51	Sean Pronger	C	Bowling Green
5	95	Dan Kesa	RW	Prince Albert
6	117	Evgeny Namestnikov	D	Novgorod
7	139	Brent Thurston	LW	Spokane
8	161	Eric Johnson	RW	Armstrong HS
9	183	David Neilson	LW	Prince Albert
10	205	Brad Barton	D	Kitchener
11	227	Jason Fitzsimmons	G	Moose Jaw
12	249	Xavier Majic	C	R.P.I.

1990

1	2	Petr Nedved	C	Seattle
1	18	Shawn Antoski	D	North Bay
2	23	Jiri Slegr	LW	Litvinov
4	65	Darin Bader	LW	Saskatoon
5	86	Gino Odjick	LW	Laval
7	128	Daryl Filipek	D	Ferris State
8	149	Paul O'Hagan	D	Oshawa
9	170	Mark Cipriano	RW	Victoria
10	191	Troy Neumeier	D	Prince Albert
11	212	Tyler Ertel	C	North Bay
12	233	Karri Kivi	D	Ilves

1989

1	8	Jason Herter	D	North Dakota
2	29	Rob Woodward	LW	Deerfield HS
4	71	Brett Hauer	D	Richfield HS
6	113	Pavel Bure	LW	CSKA
7	134	Jim Revenberg	RW	Windsor
8	155	Rob Sangster	RW	Kitchener
9	176	Sandy Moger	RW	Lake Superior St.
10	197	Gus Morschauser	G	Kitchener
11	218	Hayden O'Rear	D	Alaska
12	239	Darcy Cahill	C	Cornwall
12	248	Jan Bergman	D	Sodertalje

1988

1	2	Trevor Linden	RW	Medicine Hat
2	33	Leif Rohlin	D	VIK
3	44	Dane Jackson	RW	Vernon
6	107	Corrie D'Alessio	G	Cornell
6	122	Phil von Stefenelli	D	Boston
7	128	Dixon Ward	RW	Red Deer
8	149	Greg Geldart	C	St. Albert
9	170	Roger Akerstrom	D	Lulea
10	191	Paul Constantin	C	Burlington
11	212	Chris Wolanin	D	Illinois-Chicago
12	233	Stefan Nilsson	RW	Troja

ALL-TIME DRAFT SELECTIONS

1987

2	24	Rob Murphy	C	Laval
3	45	Steve Veilleux	D	Trois-Rivieres
4	66	Doug Torrel	C	Hibbing HS
5	87	Sean Fabian	D	Hill Murray HS
6	108	Garry Valk	RW	Sherwood Pk. HS
7	129	Todd Fanning	G	Ohio St.
8	150	Viktor Tyumenev	C	Spartak
9	171	Craig Daly	D	New Hampton
10	192	John Fletcher	G	Clarkson College
11	213	Roger Hansson	F	Rogle
12	233	Neil Eisenhut	C	Langley Jr. A
12	234	Matt Evo	LW	Country Day HSW

1986

1	7	Dan Woodley	C	Portland
3	49	Don Gibson	D	Winkler
4	70	Ronnie Stern	RW	Longueuil
5	91	Eric Murano	C	Calgary
6	112	Steve Herniman	D	Cornwall
7	133	Jon Helgeson	C	Rosseau HS
8	154	Jeff Noble	C	Kitchener
9	175	Matt Merton	G	Stratford Jr. B
10	196	Marc Lyons	D	Kingston
11	217	Todd Hawkins	RW	Belleville
12	238	Vladimir Krutov	LW	CSKA

1985

1	4	Jim Sandlak	RW	London
2	25	Troy Gamble	G	Medicine Hat
3	46	Shane Doyle	D	Belleville
4	67	Gandy Siska	C/LW	Medicine Hat
5	88	Robert Kron	C	Zetor Brno
6	109	Martin Hrstka	LW	Ingstad Brno
7	130	Brian McFarlane	RW	Seattle
8	151	Hakan Ahlund	RW	Orebro
9	172	Curtis Hunt	D	Prince Albert
10	193	Carl Valimont	D	U. of Lowell
11	214	Igor Larionov	C	CSKA
12	235	Darren Taylor	C	Calgary

1984

1	10	J.J. Daigneault	D	Longueuil
2	31	Jeff Rohlicek	C	Portland
3	52	David Saunders	LW	St. Lawrence U.
3	55	Landis Chaulk	LW	Calgary
3	58	Mike Stevens	LW	Kitchener
4	73	Brian Bertuzzi	C	Kamloops
5	94	Brett MacDonald	D	North Bay
6	115	Jeff Korchinski	D	Clarkson
7	136	Blaine Chrest	C	Portland
8	157	Jim Agnew	D	Brandon
9	178	Rex Grant	G	Kamloops
10	198	Ed Lowney	RW	Boston U.
11	219	Doug Clarke	D	Colorado College
12	239	Ed Kister	D	London

1983

1	9	Cam Neely	RW	Portland
2	30	David Bruce	RW	Kitchener
3	50	Scott Tottle	RW	Peterborough
4	70	Tim Lorenz	LW	Portland
5	90	Doug Quinn	D	Nanaimo
6	110	Dave Lowry	LW	London
7	130	Terry Maki	LW	Brantford
8	150	John Labatt	C	Minnetonka HS
9	170	Allan Measures	D	Calgary
10	190	Roger Grillo	D	U. of Maine
11	210	Steve Kayser	D	U. of Vermont
12	230	Jay Mazur	RW	Breck HS

1982

1	11	Michel Petit	D	Sherbrooke
3	53	Yves Lapointe	LW	Shawinigan
4	71	Shawn Kilroy	G	Peterborough
6	116	Taylor Hall	LW	Regina
7	137	Parie Proft	D	Calgary
8	158	Newell Brown	C	Michigan State
9	179	Don McLaren	RW	Ottawa
10	200	Al Raymond	LW	Niagara Falls
11	221	Steve Driscoll	LW	Cornwall
12	242	Shawn Green	RW	Victoria

1981

1	10	Garth Butcher	D	Regina
3	52	Jean-Marc Lanthier	RW	Sorel
4	73	Wendell Young	G	Kitchener
5	105	Moe Lemay	LW	Ottawa
6	115	Stu Kulak	RW	Victoria
7	136	Bruce Holloway	D	Regina
8	157	Petri Skriko	LW	Saipa
9	178	Frank Caprice	G	London
10	199	Rejean Vignola	C	Shawinigan

1980

1	7	Rick Lanz	D	Oshawa
3	49	Andy Schliebener	D	Peterborough
4	70	Marc Crawford	LW	Cornwall
5	91	Darrell May	G	Portland
6	112	Ken Berry	LW	Canadian Oly.
7	133	Doug Lidster	D	Colorado College
8	154	John O'Connor	D	U. of Vermont
9	175	Patrik Sundstrom	C	Bjorkloven
10	196	Grant Martin	C	Kitchener

1979

1	5	Rick Vaive	RW	Sherbrooke
2	26	Brent Ashton	LW	Saskatoon
3	47	Ken Ellacott	LW	Peterborough
4	68	Arthur Rutland	C	Sault St. Marie
5	89	Dirk Graham	RW	Regina
6	110	Shane Swan	D	Sudbury

1978

1	4	Bill Derlago	C	Brandon
2	22	Curt Fraser	LW	Victoria
3	40	Stan Smyl	RW	New Westminster
4	56	Harald Luckner	C	Farijstads
4	57	Brad Smith	RW	Sudbury
6	90	Gerry Minor	C	Regina
7	107	Dave Ross	C	Portland
8	124	Steve O'Neill	LW	Providence
9	141	Charlie Antetomoso	D	Boston College
10	158	Richards Martens	G	New Westminster

1977

1	4	Jere Gillis	LW	Sherbrooke
2	22	Jeff Bandura	D	Portland
3	40	Glen Hanlon	G	Brandon
4	56	Dave Morrow	D	Calgary
4	58	Murray Bannerman	G	Victoria
5	76	Steve Hazlett	LW	St. Catharines
6	94	Brian Drumm	LW	Peterborough
7	112	Ray Creasey	C	New Westminster

ALL-TIME DRAFT SELECTIONS

1976

2	26	Bob Manno	D	St. Catharines
3	44	Rob Flockhart	LW	Kamloops
4	62	Elmer Ray	LW	Calgary
5	80	Dick Durston	LW	Victoria
6	98	Rob Tudor	RW	Regina
7	114	Brad Rhiness	C	Kingston
8	122	Stu Ostlund	C	Michigan Tech

1975

1	10	Rick Blight	RW	Brandon
2	28	Brad Gassoff	LW	Kamloops
3	46	Norm LaPointe	G	Trois-Rivieres
4	64	Glen Richardson	LW	Hamilton
5	82	Doug Murray	LW	Brandon
6	100	Bob Watson	RW	Flin Flon
7	118	Brian Shmyr	C	New Westminster
8	136	Allan Fleck	LW	New Westminster
9	152	Bob McNiece	D	New Westminster
11	182	Sid Veysey	C	Sherbrooke

1974

2	23	Ron Sedlbauer	LW	Kitchener
3	41	John Hughes	D	Toronto
4	59	Harold Snepsts	D	Edmonton
5	77	Mike Rogers	C	Calgary
6	95	Andy Spruce	LW	London
7	113	Jim Clarke	D	Toronto
8	130	Robbie Watt	LW	Flin Flon
9	147	Marc Gaudreault	D	Lake Superior St.

1973

1	3	D. Ververgeart	RW	London
1	9	Bob Dailey	D	Toronto
2	19	Paulin Borgeleau	RW	Toronto
3	35	Paul Sheard	RW	Ottawa
4	51	Keith Mackie	D	Edmonton
5	67	Paul O'Neil	C	Boston
6	83	Jim Cowell	C	Ottawa
7	99	Clay Heberton	G	Portland
8	115	John Senkpiel	LW	Vancouver
9	131	Peter Folco	D	Quebec
10	147	Terry McDougall	C	Swift Current

1972

1	3	Don Lever	LW	Niagara Falls
2	19	Bryan McSheffrey	RW	Ottawa
3	35	Paul Raymer	LW	Peterborough
4	51	Ron Homenuke	RW	Calgary
5	67	Larry Bolonchuk	D	Winnipeg
6	83	Dave McLelland	G	Brandon
7	99	Dan Gloor	C	Peterborough
8	115	Dennis McCord	D	London
9	131	Steve Stone	RW	Niagara Falls

1971

1	3	J. Guevremont	D	Montreal Jr.
2	17	Bobby Lalonde	C	Montreal Jr.
3	39	Richard Lemieux	C	Montreal Jr.
5	59	Mike McNiven	D	Halifax Jr.
6	73	Tim Steeves	RW	Prince Edward Isl.
7	87	Bill Green	D	Notre Dame
8	101	Norm Cherrey	F	U. of Wisconsin
8	102	Bob Murphy	F	Cornwall

1970

1	2	Dale Tallon	D	Toronto
2	16	Jim Hargreaves	D	Winnipeg
3	30	Ed Dyck	G	Calgary
4	44	Brent Taylor	F	Estevan
5	58	Bill McFadden	F	Swift Current
6	72	Dave Gilmour	LW	London

SUPPLEMENTAL DRAFT

1986	22	David Gourlie	D	U. of Denver
1987	18	Steve Johnson	RW	North Dakota
1988	2	Andy Gribble	RW	Bowling Green
	7	Steve McKichan	G	Miami of Ohio
1989	13	Jeff Napierala	RW	Lake Superior St.
1990	2	Paul Dukovac	D	Cornell
	6	N. Krumpshmid	C	Ferris St.
1991	13	Scott Meehan	D	U. of Lowell

JUNE 10, 1970

John Arbour from Pittsburgh for cash.

JUNE 10, 1970

Andre Boudrias from St. Louis for 1970 7th and 9th round draft picks.

DECEMBER 3, 1970

John Arbour to St. Louis for cash.

MAY 25, 1971

Greg Boddy from Montreal for cash and a 3rd round draft pick (Jim Cahoon) in 1971.

JUNE 8, 1971

Gary Bredin and John Cuniff from Detroit for Irv Spencer and Bob Dillabough.

SEPTEMBER 14, 1971

Rey Comeau to Montreal for cash.

NOVEMBER 16, 1971

Ron Stewart, Wayne Connelly and Dave Balon from NY Rangers for Gary Doak and Jim Wiste.

NOVEMBER 21, 1971

Bob Cook to Detroit for cash.

MARCH 5, 1972

Ron Stewart to NY Rangers for cash.

MARCH 6, 1972

Jim Niekamp from Detroit for Ralph Stewart.

MAY 14, 1973

Gary Smith and Jerry Korab from Chicago for Dale Tallon.

MAY 29, 1973

Larry McIntyre and Murray Heatley from Toronto to Dunc Wilson.

DECEMBER 10, 1973

Mike Lampman from St. Louis for John Wright.

DECEMBER 27, 1973

John Gould and Tracy Pratt from Buffalo for Jerry Korab.

FEBRUARY 7, 1974

Chris Oddleifson, Fred O'Donnell and Mike Walton from Boston for Bobby Schmautz.

SEPTEMBER 15, 1974

Jacques Caron traded to Buffalo for future considerations.

OCTOBER 4, 1974

Leon Rochefort from Atlanta for cash.

OCTOBER 14, 1974

Gerry Meehan and Mike Robitaille from Buffalo for Jocelyn Guevremont and Bryan McSheffrey.

OCTOBER 16, 1974

Garry Monahan and John Grisdale from Toronto for Dave Dunn.

NOVEMBER 4, 1974

Ab Demarco from Pittsburgh for Barry Wilkins.

MARCH 9, 1975

Bob Murray from Atlanta for Gerry Meehan.

JANUARY 14, 1976

Ab Demarco to Los Angeles for a 2nd round draft pick (Brian Hill) in 1977.

JANUARY 20, 1976

Curt Ridley from Atlanta for 1st round pick (Dave Shand) in 1976.

AUGUST 23, 1976

Cesare Maniago from Minnesota for Gary Smith.

SEPTEMBER 4, 1976

Tracy Pratt to Colorado for cash.

OCTOBER 6, 1976

Ralph Stewart and Dave Fortier from NY Islanders for cash.

DECEMBER 2, 1976

Hilliard Graves and Larry Carriere from Atlanta for John Gould and a 2nd round draft pick (Brian Hill) in 1977.

JANUARY 20, 1977

Larry Goodenough and Jack McIlhargey from Philadelphia for Bob Dailey.

FEBRUARY 18, 1977

Derek Sanderson from St. Louis for cash.

NOVEMBER 4, 1977

Pit Martin from Chicago for future considerations (Murray Bannerman).

NOVEMBER 21, 1977

Sheldon Kannegiesser from Los Angeles for Larry Carriere.

JANUARY 29, 1978

Claire Alexander from Toronto for cash.

JUNE 12, 1978

Mike Walton to St. Louis for a 4th round draft pick (Harald Luckner) in 1978.

JUNE 14, 1978

Rights to Thomas Gradin from Chicago for 2nd round draft pick (Steve Ludzik) in 1980.

SEPTEMBER 13, 1978

Garry Monahan to Toronto for cash.

OCTOBER 1, 1978

Ralph Stewart to NY Islanders for cash.

NOVEMBER 17, 1978

Dunc Wilson from Pittsburgh for cash.

DECEMBER 31, 1978

Kevin McCarthy and Drew Callander from Philadelphia for Dennis Vervegaert. Don Kozak from Los Angeles for Randy Holt.

JULY 19, 1979

Chuck Aranson from Minnesota for future considerations/cash.

NOVEMBER 6, 1979

Bruce Affleck and Gord Buynak from St. Louis for cash.

DECEMBER 10, 1979

Per-Olov Brasar from Minnesota for a 2nd round draft pick (Mike Sands) in 1981.

DECEMBER 21, 1979

Harold Phillipoff and Dave Logan from Chicago for Ron Sedlbauer.

JANUARY 2, 1980

Jack McIlhargey to Philadelphia for cash and future considerations.

JANUARY 4, 1980

Kris Manery from Minnesota for a 2nd round draft pick (then traded to Montreal-Kent Carlson) in 1982.

FEBRUARY 8, 1980

Darcy Rota and Ivan Boldirev from Atlanta for Don Lever and Brad Smith.

FEBRUARY 10, 1980

Curt Ridley to Toronto for cash.

FEBRUARY 18, 1980

Dave Williams and Jerry Butler from Toronto for Rick Vaive and Bill Derlago.

FEBRUARY 28, 1980

Bruce Affleck and Gord Buynak to St. Louis for cash.

OCTOBER 6, 1980

Richard Brodeur from NY Islanders for switch of 1981 5th round draft picks (Vancouver chose Moe Lemay; NY selected Jacques Sylvestre).

NOVEMBER 11, 1980

Mario Marois and Jim Mayer from NY Rangers for Jere Gillis and Jeff Bandura.

DECEMBER 8, 1980

Mike Christie from Colorado for cash.

MARCH 8, 1981

Doug Halward from Los Angeles for Gary Bromley and a 1982 5th round draft pick (Ulf Isaksson).

ALL-TIME TRADES

MARCH 10, 1981

Garry Lariviere from Quebec for Mario Marois. Garry Lariviere and Ken Berry to Edmonton for Blair MacDonald and rights to Lars-Gunnar Petersson.

JULY 15, 1981

Brent Ashton and 1982 4th round draft pick (Tom Martin) to Winnipeg as compensation for signing Ivan Hlinka and Jiri Bublã.

MARCH 9, 1982

Tony Currie, Jim Nill, Rick Heinz and a 4th round draft pick in 1982 (Shawn Kilroy) from St. Louis for Glen Hanlon.

JUNE 3, 1982

Rick Heinz to St. Louis for cash.

JANUARY 6, 1983

Tony Tanti from Chicago for Curt Fraser.

JANUARY 17, 1983

Mark Kirton from Detroit for Ivan Boldirev.

FEBRUARY 4, 1983

John Garrett from Quebec for Anders Eldebrink.

OCTOBER 20, 1983

Lars Lindgren to Minnesota for a 3rd round draft pick (Landis Chauly) in 1984.

JANUARY 26, 1984

Third round pick from Pittsburgh for Kevin McCarthy.

FEBRUARY 3, 1984

Peter McNab from Boston for Jim Nill.

JUNE 21, 1984

Al MacAdam from Minnesota for Harold Snepsts.

AUGUST 8, 1984

Rob McClanahan from Detroit for Dave Williams.

MARCH 12, 1985

Glen Cochrane from Philadelphia for 3rd round draft pick (Don Gibson) in 1986.

JUNE 6, 1986

Barry Pederson from Boston for Cam Neely and a 1987 1st round draft pick (Glen Wesley).

JUNE 6, 1986

Dave Richter and Rich Sutter from Philadelphia for J.J. Daigneault.

OCTOBER 2, 1986

Brad Maxwell from Toronto for 5th round draft pick (Leonard Esau) in 1988.

NOVEMBER 21, 1986

Doug Halward to Detroit for a 6th round draft pick (Phil von Stefenelli) in 1988.

DECEMBER 11, 1986

Stu Kulak to Edmonton for cash.

DECEMBER 12, 1986

Dan Hodgson and Jim Benning from Toronto for Rick Lanz.

MARCH 10, 1987

Raimo Summanen from Edmonton for Moe Lemay.

JUNE 1, 1987

Shane Doyle to New Jersey for a 12th round draft pick (Neil Eisenhut) in 1987.

JUNE 13, 1987

5th round draft pick (Sean Fabian) in 1987 Draft from Philadelphia for 5th round draft pick (Peter White) in 1989.

AUGUST 27, 1987

Darren Jensen and Daryl Stanley from Philadelphia for Wendell Young and a 3rd round draft choice (Kimi Daniels) in the 1990 Draft.

SEPTEMBER 15, 1987

Kirk McLean and Greg Adams from New Jersey for Patrik Sundstrom, a 4th round draft pick in 1988 (Matt Ruchty) and a switch of 2nd round drafts in 1988. (Vancouver selected Leif Rohlin; New Jersey picked Jeff Christian).

OCTOBER 6, 1987

Mike Stevens to Boston for cash.

NOVEMBER 4, 1987

Larry Melnyk and Willie Huber from NY Rangers for Michel Petit.

MARCH 1, 1988

Paul Lawless and a 5th round draft pick (Peter White) from Philadelphia for Willie Huber.

MARCH 6, 1988

Brian Bradley, Kevan Guy and Peter Bakovic from Calgary for Craig Cox and cash.

MARCH 8, 1988

Steve Weeks from Hartford for Richard Brodeur.

SEPTEMBER 6, 1988

Paul Reinhart and Steve Bozek from Calgary for a 3rd round draft pick (Veli-Pekka Kautonen) in the 1989 NHL Entry Draft.

SEPTEMBER 7, 1988

Robert Nordmark and a 2nd round draft pick (Craig Darby) from St. Louis for Dave Richter.

SEPTEMBER 29, 1988

Ernie Vargas from St. Louis for Dave Lowry.

JANUARY 9, 1989

Jamie Husgen from Winnipeg for Robin Bartel.

JANUARY 25, 1989

Jose Charbonneau from Montreal for Dan Woodley.

FEBRUARY 26, 1989

Rights to Peter DeBoer from Toronto for Paul Lawless.

MARCH 7, 1989

Doug Smith and Greg C. Adams from Edmonton for John LeBlanc and a 5th round draft pick (Peter White) in 1989. Tim Lenardon from New Jersey for Claude Vilgrain.

JUNE 17, 1989

Frank Caprice to Boston for 12th round draft pick (Jan Bergman) in 1989.

OCTOBER 24, 1989

Rod Buskas from Pittsburgh for 6th round draft pick (Ian Moran) in 1990.

JANUARY 8, 1990

Dan Quinn, Andrew McBain, and Dave Capuano from Pittsburgh for Tony Tanti, Barry Pederson and Rod Buskas.

FEBRUARY 26, 1990

Doug Smith to Pittsburgh for cash.

MARCH 6, 1990

Adrien Plavsic, a 1st round draft pick in 1990 (Shawn Antoski), and a 2nd round draft pick in 1991 (Craig Darby) from St. Louis for Rich Sutter, Harold Snepsts and a 2nd round draft pick (Craig Johnson) in 1990. Jyrki Lumme from Montreal for a 2nd round draft pick (Craig Darby) in 1991. Jack Capuano from NY Islanders for Jeff Rohlicek.

SEPTEMBER 7, 1990

Dave Mackey from Minnesota for future considerations.

JANUARY 12, 1991

Gerald Diduck from Montreal for a 4th round draft pick (Vladimir Vujtek) in 1991.

JANUARY 13, 1991

Tom Kurvers from Toronto for Brian Bradley.

JANUARY 16, 1991

Petri Skriko to Boston for a 2nd round draft pick (Mike Peca) in 1992.

JANUARY 22, 1991

Brian Blad from Toronto for Todd Hawkins.

MARCH 5, 1991

Cliff Ronning, Sergio Momesso, Geoff Court-nall, Robert Dirk and a 5th round draft pick (Brian Loney) in 1992 from St. Louis for Garth Butcher and Dan Quinn. Dana Murzyn from Calgary for Ron Stern and Kevan Guy. Steve Weeks to Buffalo for cash.

JUNE 22, 1991

Dave Babych from Minnesota for Tom Kurvers.

JULY 31, 1991

Robin Bawa from Washington for cash.

DECEMBER 18, 1991

Tom Fergus from Toronto for cash.

MARCH 9, 1992

Ken Hammond from San Jose for an 8th round draft pick (C.J. Denomme) in 1992.

OCTOBER 1, 1992

Kay Whitmore from Hartford for Corrie D'Alessio and a 5th round draft pick in 1993.

NOVEMBER 3, 1992

Anatoli Semenov from Tampa Bay for Dave Capuano and a 4th round draft pick (later traded to N.J. then to Calgary – Ryan Duthie) in 1994.

DECEMBER 15, 1992

Rick Lessard from San Jose for Robin Bawa.

JANUARY 29, 1993

Tim Taylor from Washington for Eric Murano.

MARCH 22, 1993

Murray Craven and a return of 1993 5th round draft pick (Scott Walker) from Hartford for Robert Kron, Jim Sandlak and a 3rd round draft pick (Marek Malik) in 1993. Dan Ratushny from Winnipeg for a 9th round draft pick (Harjis Vitolinski) in 1993.

JUNE 23, 1993

John Vanbiesbrouck from NY Rangers for Doug Lidster.

JANUARY 8, 1994

Jimmy Carson from Los Angeles for Dixon Ward and a conditional pick in the 1995 NHL Entry Draft.

MARCH 14, 1994

Craig Janney and a 2nd round pick (Dave Scatchard) in the 1994 NHL Entry Draft from St. Louis as compensation for the signing of free agent Petr Nedved.

MARCH 21, 1994

Jeff Brown, Bret Hedican and Nathan LaFayette from St. Louis for Craig Janney. A 4th round draft pick (Mike Dubinsky) in 1994 from Chicago for Robert Dirk.

JUNE 29, 1994

Artur Oktyabrev from Winnipeg for a 6th round draft pick (Steve Vezina) in 1994.

FEBRUARY 15, 1995

Josef Beranek acquired from Philadelphia in exchange for Shawn Antoski.

MARCH 10, 1995

Christian Ruuttu acquired from Chicago in exchange for Murray Craven.

MARCH 22, 1995

Adrien Plavsic to Tampa Bay in exchange for a 5th round draft pick (David Darguzas) in the 1997 NHL Entry Draft.

APRIL 7, 1995

Russ Courtnall acquired from Dallas in exchange for Greg Adams, Dan Kesa and a 5th round draft pick (later traded to LA – Jason Morgan) in 1995.

APRIL 7, 1995

Corey Hirsch acquired from New York Rangers in exchange for Nathan LaFayette.

APRIL 7, 1995

Roman Oksiuta acquired from Edmonton in exchange for Jiri Slegr.

APRIL 7, 1995

Bogdan Savenko and 1995 3rd round draft pick acquired from Chicago in exchange for Gerald Diduck.

JULY 8, 1995

Alexander Mogilny acquired from Buffalo in exchange for Mike Peca, Mike Wilson and 1st round pick in the 1995 NHL Entry Draft (Jay McKee).

JULY 8, 1995

Mike Ridley acquired from Toronto in exchange for Sergio Momesso.

AUGUST 24, 1995

6th round pick (Larry Shapley) in the 1997 NHL Entry Draft acquired from Edmonton for Brett Hauser.

NOVEMBER 23, 1995

Esa Tikkanen acquired from New Jersey Devils in exchange for a 2nd round draft choice (Wesley Mason) in 1996 NHL Entry Draft.

DECEMBER 19, 1995

Frantisek Kucera, Jim Dowd and a 2nd round pick (Ryan Bonni) in the 1997 NHL Entry Draft acquired from Hartford in exchange for Jeff Brown and a 3rd round draft pick (later traded to Calgary – Paul Manning) in the 1998 NHL Entry Draft.

MARCH 15, 1996

Mike Sillinger acquired from Anaheim in exchange for Roman Oksiuta.

MARCH 20, 1996

Jesse Belanger acquired from Florida in exchange for future considerations (3rd round draft pick in 1996–Oleg Kvasha). Markus Naslund from Pittsburgh in exchange for Alek Stojanov. Joe Kocur acquired from NY Rangers in exchange for Kay Whitmore.

NOVEMBER 13, 1996

Donald Brashear acquired from Montreal in exchange for Jassen Cullimore.

MARCH 8, 1997

Sergei Nemchinov and Brian Noonan from New York Rangers for Esa Tikkanen and Russ Courtnall.

MARCH 20, 1997

Josef Beranek to Pittsburgh for future considerations. Frantisek Kucera to Philadelphia for future considerations.

JANUARY 2, 1998

Sean Burke, Geoff Sanderson and Enrico Ciccone from Carolina for Martin Gelinas and Kirk McLean.

FEBRUARY 4, 1998

Conditional 6th round draft pick (traded back to Philadelphia on March 24) in 1998 from Philadelphia for Mike Sillinger.

FEBRUARY 4, 1998

Brad May and a 3rd round draft pick in 1999 from Buffalo for Geoff Sanderson.

FEBRUARY 5, 1998

Peter Zezel from New Jersey for a 5th round draft pick (Anton But) in 1998.

FEBRUARY 6, 1998

Bryan McCabe, Todd Bertuzzi and a 3rd round draft choice in 1998 (Jarkko Ruutu) from NY Islanders for Trevor Linden.

MARCH 3, 1998

8th round draft pick in 1998 (Graig Mischler) from Boston for Grant Ledyard.

MARCH 4, 1998

Garth Snow from Philadelphia for Sean Burke.

MARCH 7, 1998

Brandon Convery from Toronto for Lonny Bohonos.

MARCH 14, 1998

Jamie Huscroft from Tampa Bay for Enrico Ciccone.

MARCH 23, 1998

Jason Strudwick from NY Islanders for Gino Odjick.

MARCH 24, 1998

A 3rd round draft pick in 1998 (Justin Morrison) from Philadelphia for Dave Babych and a 5th round choice in 1998.

OCTOBER 19, 1998

Trent Klatt from Philadelphia for a 6th round draft pick in 2000.

ALL-TIME TRADES

JANUARY 17, 1999

Ed Jovanovski, Dave Gagner, and the rights to Kevin Weekes and Mike Brown along with a 1st round draft pick in either 1999 or 2000 from Florida in exchange for Pavel Bure, Bret Hedican and the rights to Brad Ference along with a 3rd round draft pick (in the year that Florida exercises its option to convey the 1st round pick).

FEBRUARY 16, 1999

Darby Hendrickson from Toronto in exchange for Chris McAllister.

MARCH 8, 1999

Future considerations from Phoenix for Jamie Huscroft.

MARCH 23, 1999

Future considerations from Anaheim for Peter Zezel (Nullified March 24, 1999).

JUNE 1, 1999

Rights to Pat Kavanagh from Philadelphia for a 6th round pick in the 1999 NHL Entry Draft.

JUNE 26, 1999

Canucks acquire the 4th overall selection in the 1999 NHL Entry Draft from Chicago in exchange for Bryan McCabe and Vancouver's 1st round choice in the 2000 or 2001 NHL Entry Draft.

JUNE 26, 1999

Canucks acquire the 1st overall selection in the 1999 NHL Entry Draft from Tampa Bay in exchange for the 4th overall selection in the 1999 Entry Draft (previously acquired from Chicago) and two 3rd round picks in the 1999 NHL Entry Draft (No. 75, which was compensatory, and No. 88, previously acquired from Buffalo).

JUNE 26, 1999

Canucks acquire the 2nd overall pick in the 1999 NHL Entry Draft (Daniel Sedin) and a 3rd round conditional draft pick in 2000 from Atlanta in exchange for the number one overall selection in the 1999 NHL Entry Draft (previously acquired from Tampa).

JUNE 26, 1999

Canucks acquire San Jose's 6th round pick in the 1999 NHL Entry Draft (Josh Reed) from San Jose in exchange for Vancouver's 6th round selection in 2001.

OCTOBER 28, 1999

Canucks acquire Corey Schwab from Atlanta in exchange for a conditional draft pick in the 2000 NHL Entry Draft.

DECEMBER 19, 1999

Canucks acquire Felix Potvin and a 2nd and 3rd round pick in the 2000 NHL Entry Draft from the NY Islanders in exchange for Bill Muckalt, Dave Scatchard and Kevin Weekes.

JANUARY 14, 2000

Canucks acquire Vadim Sharifjanov from New Jersey in exchange for a 2nd round pick in the 2000 NHL Entry Draft. The deal also includes the two teams exchanging 3rd round selections in the 2000 NHL Entry Draft.

MARCH 14, 2000

Canucks acquire Brendan Morrison and Denis Pederson from New Jersey in exchange for Alexander Mogilny.

JUNE 24, 2000

Canucks acquire a Conditional Draft Pick in 2001 from Phoenix in exchange for Brad May.

JUNE 24, 2000

Canucks trade their 2nd round pick in the 2000 NHL Entry Draft to Atlanta for their 2nd round pick in 2001. Also part of the deal sees the two teams swap 3rd round picks in the 2001 NHL Entry Draft.

DECEMBER 28, 2000

Canucks acquire Mike Stapleton from the NY Islanders in exchange for their ninth round pick in the 2001 NHL Entry Draft.

FEBRUARY 7, 2001

Canucks acquire Dan Cloutier from Tampa Bay in exchange for Adrian Aucoin and a 2nd round pick in the 2001 NHL Entry Draft.

FEBRUARY 15, 2001

Canucks acquire future considerations (2002 3rd round draft pick - Lukas Mensator) from Los Angeles in exchange for Felix Potvin.

MARCH 9, 2001

Canucks acquire Drake Berehowsky from Nashville in exchange for a 2001 (Atlanta's) 2nd round pick.

MAY 31, 2001

Canucks acquire Alex Auld from Florida in exchange for a 2001 2nd round pick and 2002 3rd round pick.

NOVEMBER 10, 2001

Canucks acquire Trevor Linden and a 2nd round pick in the 2002 or 2003 NHL Entry Draft from Washington in exchange for Vancouver's 1st round pick in 2002 and 3rd round pick in 2003.

DECEMBER 17, 2001

Canucks acquire Jan Hlavac and a 3rd round draft pick in the 2002 NHL Entry Draft from Philadelphia in exchange for Donald Brashear and a 6th round draft pick in 2002.

DECEMBER 28, 2001

Canucks acquire Tyler Bouck, Trevor Letowski, Todd Warriner and a 3rd round draft choice in 2003 from Phoenix, in exchange for Drake Berehowsky and Denis Pederson.

JUNE 23, 2002

Canucks acquire Jeff Farkas from Toronto in exchange for Josh Holden.

JUNE 26, 2002

Canucks acquire future considerations from Toronto in exchange for Ryan Bonni.

SEPTEMBER 4, 2002

Canucks acquire rights to Tomas Mojzis from Toronto in exchange for Brad Leeb.

SEPTEMBER 21, 2002

Canucks acquire Sami Salo from Ottawa in exchange for Peter Schaefer.

NOVEMBER 1, 2002

Canucks acquire Darren Langdon and Marik Malik from Carolina in exchange for Harold Druken and Jan Hlavac.

JANUARY 20, 2003

Canucks acquire Chris Herperger and Chris Nielsen from Atlanta in exchange for Jeff Farkas.

JANUARY 24, 2003

Canucks acquire Mikko Jokela from New Jersey in exchange for Steve Kariya.

FEBRUARY 5, 2003

Canucks acquire future considerations from Philadelphia in exchange for Todd Warriner.

MARCH 11, 2003

Canucks acquire Brad May from Phoenix in exchange for future considerations.

JULY 25, 2003

Canucks acquire Martin Grenier from Phoenix in exchange for Bryan Helmer.

AUGUST 25, 2003

Canucks acquire Johan Hedberg from Pittsburgh in exchange for a 2nd round draft pick in 2004.

OCTOBER 30, 2003

Canucks acquire Sean Pronger from Columbus in exchange for Zenith Komarniski.

DECEMBER 17, 2003

Canucks acquire Wade Brookbank from Nashville in exchange for future considerations.

JANUARY 17, 2004

Canucks trade Jiri Slegr to Boston for future considerations.

FEBRUARY 16, 2004

Canucks acquire Peter Sarno from Edmonton in exchange for Tyler Moss.

MARCH 9, 2004

Canucks acquire Martin Rucinsky from the NY Rangers in exchange for Martin Grenier and R.J. Umberger.

MARCH 9, 2004

Canucks acquire Marc Bergevin from Pittsburgh in exchange for a 7th round pick in the 2004 NHL Entry Draft.

MARCH 9, 2004

Canucks acquire Geoff Sanderson from Columbus in exchange for a 3rd round pick in the 2004 Entry Draft.

MARCH 9, 2004

Canucks acquire Sergei Varlamov from St. Louis in exchange for Ryan Ready.

MARCH 9, 2004

Canucks acquire Sylvain Blouin from Montreal in exchange for Rene Vydereny.

JUNE 26, 2004

Canucks acquire 3rd round selection in the 2004 NHL Entry Draft from Dallas in exchange for a 3rd round draft pick in 2005.

AUGUST 3, 2005

Canucks trade Brent Sopel to NY Islanders in exchange for a conditional pick in the 2006 NHL Entry Draft (Vladimir Zharkov).

AUGUST 22, 2005

Canucks acquire Steve McCarthy from Chicago in exchange for a 3rd round pick in the 2007 NHL Entry Draft.

SEPTEMBER 9, 2005

Canucks acquire Craig Darby from Tampa Bay in exchange for future considerations.

OCTOBER 7, 2005

Canucks acquire Jozef Balej and a conditional pick in the 2006 NHL Entry Draft from the NY Rangers in exchange for Fedor Fedorov.

DECEMBER 2, 2005

Canucks acquire Maxime Ouellet from Washington in exchange for a 5th round pick in the 2006 NHL Entry Draft.

MARCH 9, 2006

Canucks acquire Mika Noronen from Buffalo in exchange for a 2nd round pick in the 2006 NHL Entry Draft.

MARCH 9, 2006

Canucks acquire Sean Brown from New Jersey in exchange for a 4th round pick in the 2006 NHL Entry Draft.

MARCH 9, 2006

Canucks acquire Eric Weinrich from St. Louis in exchange for Tomas Mojzis and a 3rd round pick in the 2006 NHL Entry Draft.

MARCH 9, 2006

Canucks acquire Keith Carney and Juha Alen from Anaheim in exchange for Brett Skinner and a 2nd round pick in the 2006 NHL Entry Draft.

MARCH 9, 2006

Canucks acquire a 4th round pick in the 2007 NHL Entry Draft from Atlanta in exchange for Steve McCarthy.

JUNE 14, 2006

Canucks acquire Tommi Santala and a 2007 5th round draft pick from Atlanta in exchange for a conditional 2007 4th round draft pick.

JUNE 23, 2006

Canucks acquire Roberto Luongo, Lukas Krajicek and a 6th round pick in the 2006 NHL Entry Draft from Florida in exchange for Bryan Allen, Alex Auld and Todd Bertuzzi.

JULY 5, 2006

Canucks acquire a 2nd round pick in the 2007 NHL Entry Draft and a pick (TBD) in 2009 from Los Angeles in exchange for Dan Cloutier.

JULY 14, 2006

Canucks acquire rights to Taylor Pyatt from Buffalo in exchange for a 4th round pick in the 2007 NHL Entry Draft.

SEPTEMBER 12, 2006

Canucks acquire Drew MacIntyre from Detroit in exchange for a conditional 2007 draft pick.

JANUARY 24, 2007

Canucks acquire Colby Genoway from Anaheim in exchange for Joe Rullier.

FEBRUARY 26, 2007

Canucks acquire Brent Sopel from Los Angeles in exchange for a 2nd round pick in 2007 or 2008 and a 4th round pick in the 2008 NHL Entry Draft.

FEBRUARY 26, 2007

Canucks acquire Bryan Smolinski from Chicago in exchange for a 2nd round pick in the 2007 NHL Entry Draft.

JUNE 23, 2007

Canucks acquire Ryan Shannon and a conditional pick from Anaheim in exchange for Jason King and a conditional pick.

JUNE 23, 2007

Canucks acquire Jimmy Sharrow from Atlanta in exchange for Jesse Schultz.

AUGUST 1, 2007

Canucks acquire Zack FitzGerald from St. Louis in exchange for F.P. Guenette.

FEBRUARY 26, 2008

Canucks acquire Matt Pettinger from Washington in exchange for Matt Cooke.

JULY 4, 2008

Canucks acquire Steve Bernier from Buffalo in exchange for a 2nd round pick in 2010 and a 3rd round pick in the 2009 NHL Entry Draft.

SEPTEMBER 2, 2008

Canucks acquire Lawrence Nycholat from Ottawa in exchange for Ryan Shannon.

OCTOBER 6, 2008

Canucks acquire Shane O'Brien and Michel Ouellet from Tampa Bay in exchange for Lukas Krajicek and Juraj Simek.

DECEMBER 9, 2008

Canucks trade James Sharrow to Chicago in exchange for a conditional draft pick in 2009.

DECEMBER 30, 2008

Canucks acquire Jason LaBarbera from Los Angeles in exchange for a 7th round draft pick in 2009.

FEBRUARY 4, 2009

Canucks acquire Nathan McIver from Anaheim in exchange for Mike Brown.

JUNE 27, 2009

Canucks acquire 2009 7th round draft pick from Phoenix in exchange for the rights to Shaun Heshka.

AUGUST 28, 2009

Canucks acquire Christian Ehrhoff and Brad Lukowich from San Jose in exchange for Daniel Rahimi and Patrick White.

MARCH 3, 2010

Canucks acquire Yan Stastny from St. Louis in exchange for Pierre-Cedric Labrie.

MARCH 3, 2010

Canucks acquire Sean Zimmerman and a 2010 6th round conditional draft pick from Phoenix in exchange for Mathieu Schneider.

MARCH 3, 2010

Canucks acquire Andrew Alberts from Carolina in exchange for a 2010 3rd round draft pick.

JUNE 25, 2010

Canucks acquire Keith Ballard and Victor Oreskovich from Florida in exchange for the 25th overall pick in the 2010 NHL Entry Draft, Michael Grabner and Steve Bernier.

OCTOBER 5, 2010

Canucks acquire Ryan Parent and Jonas Andersson from Nashville in exchange for Shane O'Brien and Dan Gendur.

OCTOBER 6, 2010

Canucks acquire Andrew Peters from Florida in exchange for Darcy Hordichuk.

ALL-TIME TRADES

OCTOBER 7, 2010

Canucks acquire Nathan Paetsch from Florida in exchange for Sean Zimmerman.

FEBRUARY 28, 2011

Canucks acquire Maxim Lapierre and MacGregor Sharp from Anaheim in exchange for Joel Perrault and a 3rd round pick in the 2012 NHL Entry Draft.

FEBRUARY 28, 2011

Canucks acquire Chris Higgins from Florida in exchange for Evan Oberg and a 3rd round pick in the 2013 NHL Entry Draft.

JUNE 25, 2011

Canucks acquire the 71st and 101st overall picks in the 2011 NHL Entry Draft from Minnesota in exchange for the 60th overall pick in the 2011 NHL Entry Draft.

JUNE 28, 2011

Canucks acquire 2012 4th round draft pick from the New York Islanders in exchange for the rights of Christian Ehrhoff.

JULY 9, 2011

Canucks acquire the rights of Mike Duco from Florida in exchange for the rights of Sergei Shirokov.

OCTOBER 22, 2011

Canucks acquire David Booth, Steve Reinprecht and a 3rd round draft pick in 2013 from Florida in exchange for Mikael Samuelsson and Marco Sturm.

FEBRUARY 27, 2012

Canucks acquire Zack Kassian and Marc-Andre Gragnani from Buffalo in exchange for Cody Hodgson and Alexander Sulzer.

FEBRUARY 27, 2012

Canucks acquire Samuel Pahlsson from Columbus in exchange for Taylor Ellington and two 2012 4th round draft selections.

FEBRUARY 27, 2012

Canucks acquire Andrew Gordon from Anaheim in exchange for Sebastian Erixon.

APRIL 2, 2013

Canucks acquire Derek Roy from Dallas in exchange for Kevin Connauton and a 2013 2nd round draft selection.

JUNE 30, 2013

Canucks acquire 2013 1st round draft pick (Bo Horvat) from New Jersey in exchange for Cory Schneider.

JANUARY

JANUARY 1

2010: Ryan Kesler is named to Team USA for the 2010 Winter Olympics. He would go on to win a silver medal.

JANUARY 4

1984: Thomas Gradin earns his 408th career point, moving past Don Lever as the Canucks all-time scoring leader. Vancouver and Los Angeles play to a 3-3 tie.

JANUARY 5

1993: Pavel Bure receives 246,447 fan votes, becoming the first Canuck player to be voted to play in the NHL All-Star game.

2006: The Vancouver Canucks are awarded two penalty shots in a single period for the second time in franchise history. Alex Burrows is unsuccessful at 0:34 and Jarkko Ruutu scores at 17:58 of the third period at Chicago.

JANUARY 7

2009: Roberto Luongo is named to the 2009 NHL All-Star Game in Montreal. Luongo's third All-Star nomination in three seasons as a Vancouver Canuck.

2010: Alex Burrows registers a hat trick and Roberto Luongo posts a shutout. It is just the second time in franchise history a hat trick and shutout are registered in the same game.

2011: Securing 10 consecutive wins with a victory over Edmonton, Canucks goaltender Cory Schneider ties a franchise record for the longest undefeated streak. Kirk McLean (twice), Dan Cloutier (twice), Cesare Maniago and Richard Brodeur share this franchise record.

JANUARY 8

2003: Canucks Head Coach Marc Crawford earns the right to coach the Western Conference All-Star Team at the 53rd NHL All-Star Game, becoming the first Canucks Head Coach to do so.

2011: Canucks Head Coach Alain Vigneault earns co-coaching position at the All-Star Game.

2011: The Canucks establish the best 20-game stretch in franchise history with a 17-1-2 (36 points) record in 20 games played from Nov. 24-Jan. 8.

JANUARY 9

1987: Pat Quinn, Head Coach of Los Angeles Kings, who has accepted the position of President and General Manager of the Vancouver Canucks, is suspended from the League by NHL President John Ziegler. Ziegler also levies fines on Vancouver and Los Angeles.

JANUARY 10

1998: Messier reaches the 1,000 assist plateau on a Mogilny goal vs Florida becoming only the sixth player in NHL history to reach the milestone. Messier joins the list with Gretzky, Coffey, Howe, Dionne and Bourque.

2011: Trevor Linden is announced to be inducted into the BC Sports Hall of Fame as well as members of Team Canada of the 2010 Olympics, including Canucks goaltender Roberto Luongo.

JANUARY 11

2011: Henrik Sedin, Daniel Sedin and Ryan Kesler are named to the 2011 All-Star team. Ryan Kesler would go on to be announced as one of four assistant captains.

JANUARY 12

1996: Bret Hedican appears at the NHL All-Star Game after completing one revolution of the ice surface in a time of 13.477 seconds at the Vancouver Canucks Super Skills competition on December 16th. Hedican places second behind Mike Gartner who finishes the lap in 13.386 seconds.

2012: Daniel Sedin records his 700th career point, becoming just the 10th Swedish born NHL player to reach this mark.

JANUARY 13

2000: Mark Messier is named to the North American All-Star Team. It is the 14th time Messier has been named an All-Star.

2004: The Canucks win their eighth consecutive road game establishing a new club record. The previous record of five straight wins on the road had been accomplished five times.

JANUARY 14

1978: Canucks iron man Don Lever plays in his 437th consecutive game, a club record, but suffers a broken cheekbone and misses the next five games.

JANUARY 15

2002: Canucks officially change the name of their charitable arm from Canuck Foundation to the Canucks For Kids Fund.

JANUARY 16

2003: Trevor Linden becomes only the second player in Canucks history to play 800 games in a Canucks uniform. Stan Smyl was the first.

JANUARY 17

2003: Canucks Head Coach Marc Crawford becomes the team's all-time leader with his 143rd win behind the Canucks bench. He surpasses the record held by Harry Neale. Crawford finishes the 2002-03 season with 161 wins.

2008: Markus Naslund plays in his 1000th NHL game at Detroit, becoming the fifth Canuck and 226th player in League history to accomplish this feat.

JANUARY 18

1998: The NHL All-Star Game is held in Vancouver for the first time since Jan. 25, 1977. The North American All-Stars defeat the World Team All-Stars 8-7. Mark Messier plays for North America and records a goal and an assist. Pavel Bure plays for the World Team and records an assist.

JANUARY 19

1971: Rookie defenceman Dale Tallon is the first player to represent Vancouver in the NHL All-Star Game, played at Boston Garden.

1972: Andre Boudrias becomes the first Canuck in history to reach 100 career points in a 6-1 win at Pittsburgh.

1993: Vancouver loses 5-2 to the defending Stanley Cup champion Pittsburgh Penguins, ending the club's 18-game home unbeaten streak.

JANUARY 20

1976: Dennis Ververgaert represents Vancouver in the NHL All-Star Game, played in Philadelphia. He scores two goals ten seconds apart in the third period, to set an All-Star Game record.

1995: Canucks open their 25th season in the NHL with a 1-1 tie vs Dallas Stars at the Pacific Coliseum. The season was postponed until a new Collective Bargaining Agreement was reached. The CBA agreement was reached on January 13, 1995.

JANUARY 21

1975: Gary Smith becomes the first Canuck to be voted to the NHL All-Star Game, held in the Montreal Forum. Smith plays 30:43 for the Clarence Campbell Conference, backing up starter Bernie Parent. Defenceman Tracy Pratt also represents Vancouver in the Wales Conference 7-1 victory.

2012: Roberto Luongo registers his 212th win in his 364th game in a Canucks uniform, passing Kirk McLean (211 wins in 516 games) as the winningest goalie in franchise history.

JANUARY 24

1976: Chris Oddleifson becomes the first Canuck to tally two short-handed goals in one game, scoring twice in the second period vs Toronto in a 5-5 tie.

1999: Head Coach Mike Keenan is relieved of his duties. Marc Crawford is hired as the 15th Canucks Head Coach in history.

ON THIS DAY IN CANUCKS HISTORY

1999: Mattias Ohlund and Markus Naslund play for the World All-Stars in the 1999 NHL All-Star Game in Tampa Bay, Florida. Ohlund records a goal and an assist while Naslund adds an assist. The North American All-Stars win the game 8-6 with Wayne Gretzky named MVP.

2011: Thomas Gradin is inducted into the Vancouver Canucks Ring of Honour. One of the first European players to dress for the Canucks, when Gradin left Vancouver after eight seasons he was the highest scoring centre in franchise history.

2012: Canucks for Kids Fund partners with Fraser Health, Provincial Health Services Authority and BC Children's Hospital Foundation to re-launch Mindcheck.ca

JANUARY 25

1977: The NHL All-Star Game is played in Vancouver's Pacific Coliseum. Defenceman Harold Snepsts represents the Canucks. The Campbell Conference loses 4-3 to the Wales Conference.

JANUARY 26

2011: Defenceman Lee Sweatt scores the game-winning goal on his first shot in his NHL debut with the Canucks. Sweatt was the fifth Canucks player to record the game-winner in his NHL debut with Vancouver.

JANUARY 27

1996: The Canucks debut the 'Third Jersey' vs the New York Islanders in a 6-3 win at General Motors Place. The Canucks 'Third Jersey' colours are red, accented with yellow and black.

JANUARY 28

2002: Markus Naslund records his second hat trick of the season, and takes over the NHL lead for points scored with 57. This marks the first time in club history that a Canucks player has led the League in scoring after January 1st.

JANUARY 29

1974: For the first time, the Canucks have two representatives in the NHL All-Star Game, right winger Bobby Schumatz and defenceman Jocelyn Guevremont.

JANUARY 30

1992: The Canucks defeat Chicago 4-1 at home to post the first winning record (7-3-1) in the month of January in club history.

2010: Alex Burrows sets a franchise record for most goals in the month of January with his 15th goal after scoring two goals against the Toronto Maple Leafs. During the month, he also recorded hat tricks in back-to-back games to become the third Canuck to accomplish the feat.

JANUARY 31

1978: Rick Blight scores two goals as Canucks defeat Washington 4-2 for the franchise's 200th victory.

2012: Daniel Sedin registers his 10th career overtime goal, versus the Chicago Blackhawks, to set a franchise record for most overtime goals.

FEBRUARY

FEBRUARY 1

1975: Ken Lockett becomes the first Canucks goalie to surrender a penalty shot goal when Steve Atkinson of Washington beats him.

2002: Longtime Canucks P.A. Announcer and Canucks Alumni member John Ashbridge is presented with the NHL Alumni "7th Man Award." The presentation is made during the 52nd NHL All-Star Weekend, recognizing a member of the NHL Family who has contributed behind the scenes for a significant period of time.

FEBRUARY 2

2002: For the second straight season, Ed Jovanovski and Markus Naslund represent the Canucks at the NHL All-Star game. Naslund scores the game-winning goal on his way to a three point night (2-1-3),

while Jovanovski notches a goal for the North American Team.

2003: The Canucks are represented at the 53rd NHL All-Star Game in Florida by Markus Naslund, Todd Bertuzzi and Ed Jovanovski. The Canucks coaching staff of Marc Crawford, Jack McIlhargey and Mike Johnston also represent Vancouver. It is the largest Canucks representation at an NHL All-Star Game.

FEBRUARY 3

2006: Head Coach Marc Crawford becomes the third youngest coach in NHL history to accumulate 400 wins after Vancouver celebrated a 3-1 victory against Calgary. Only Scotty Bowman (43 years, 148 days) and Glen Sather (44 years, 198 days) were younger than Marc Crawford (44 years, 335 days old) to reach the 400 win mark.

FEBRUARY 4

1978: Murray Bannerman plays the third period of a 5-1 loss to Chicago and does not allow a goal. He remains the only Canuck goaltender who has never been scored on.

2001: Ed Jovanovski and Markus Naslund play in the 2001 NHL All-Star game in Colorado. Naslund is a member of the World Team and records a goal and an assist. Jovanovski notches an assist for the North American Team.

2002: Todd Bertuzzi ties the club record for consecutive games with a point. The 15-game streak ties Petr Nedved's mark set back in 1992/93 and equaled the longest streak in the NHL during the 2001/02 season. Bertuzzi records 19 points (7-12-19) during the 15 games.

2011: Daniel Sedin records the game-winning goal against the Chicago Blackhawks, his 50th career game-winning goal to pass Markus Naslund (49) as the all-time franchise leader in game-winning goals.

FEBRUARY 6

2004: Longtime Canucks employee Norm Jewison is named the 2004 NHL Alumni "7th Man." The "7th Man Award" is awarded annually to a member of the NHL family who has contributed behind the scenes for a significant period of time. In Norm's case, he began working for the Vancouver Canucks prior to the 1977/78 season. He was formally presented his award at the NHL Alumni All-Star Awards Dinner in Minneapolis, Minnesota.

FEBRUARY 7

1996: Dave Babych appears in his 1,000th NHL game. Babych joins Ryan Walter and Pit Martin as the only three players to appear in their 1,000th game in a Canucks uniform. Babych becomes the 109th player in NHL history to play in 1,000 regular season NHL games.

FEBRUARY 8

2001: The Canucks and the San Jose Sharks play to the first scoreless draw in Vancouver. The game marks the third time in Canucks history they have played to a zero-zero tie.

FEBRUARY 9

1971: Rosaire Paiement sets a club record with four goals against Buffalo in a 6-3 victory.

FEBRUARY 10

1981: Winger Tiger Williams and defenceman Kevin McCarthy are both voted to the Campbell Conference Team for the NHL All-Star Game held at the Los Angeles Forum.

FEBRUARY 11

1982: NHL history is made when referee Kerry Fraser awards Vancouver two penalty shots in the same period. Thomas Gradin and Ivan Hlinka both convert their opportunities on Detroit goaltender Gilles Gilbert. Hlinka's shot comes with 30 seconds remaining in the third period and gives the Canucks a 4-4 tie.

FEBRUARY 12

2011: The Vancouver Canucks set a new franchise record going eight consecutive games without allowing a power play goal, stopping 35 consecutive power play opportunities, Jan. 24-Feb. 12/11. The previous club record of seven games was set in 1980-81, Jan. 6-20/81.

FEBRUARY 13

1998: Mattias Ohlund (Sweden), Jyrki Lumme (Finland) and Pavel Bure (Russia) become the first Canucks players to play in the Olympic Games during the season. The NHL closes for a two week "Winter Break" to allow NHL players to play in Nagano, Japan. Bure won a silver medal and Lumme won a bronze.

FEBRUARY 15

2013: Henrik Sedin surpasses former captain Markus Naslund to become the new franchise scoring leader. With two points (0-2-2) against the Dallas Stars, Henrik collected his 757th career point (171-586-757) passing Naslund at 756 points (346-410-756).

FEBRUARY 16

1971: Rosaire Paielement becomes the first Canuck to earn five points in a game with three goals and two assists in a 5-4 victory over the defending Stanley Cup champion Boston Bruins. Andre Boudrias becomes the first Vancouver player to score 20 goals, followed by Paielement, who tallies his 20th later that same period.

2004: Trevor Linden becomes the Canucks all-time leader in games played after recording his 897th game in a Canucks uniform. The record of 896 had been held by Stan Smyl since 1990/91. Linden finished the 2003/04 season having played in 919 games with Vancouver.

FEBRUARY 18

2007: Trevor Linden plays his 1,300th career NHL game versus Colorado. In 1,300 games played the Canucks veteran recorded 364 goals, 482 assists and 846 points.

FEBRUARY 22

1981: Dennis Kearns retires as the Canucks all-time leader in games played (677) and the all-time leading scorer among Canuck defence-men with 321 points.

FEBRUARY 23

2001: The Canucks travel to Belleville, Ontario, from Toronto by train and participate in an outdoor game of shinny. The game is versus the Belleville Bobcats, a minor hockey team that Marc Crawford played for growing up.

2003: Markus Naslund scores his 40th goal of the season, becoming the first player in Canucks history with 40 or more goals in three straight seasons. Also, in the same game, Dan Cloutier wins his 30th game of the season, becoming the first goaltender in Canucks history to post back-to-back 30 (plus) win seasons.

FEBRUARY 24

2002: Ed Jovanovski and Canucks Vice President of Player Personnel Steve Tambellini help Team Canada win its first Olympic Gold Medal in Ice Hockey in 50 years. The Canucks hold an open practice and show the Gold Medal broadcast before more than 9,000 fans, the largest single gathering in Canada for the game.

FEBRUARY 25

1971: Canucks are victimized by the Boston Bruins, who score three goals in an NHL record 20 seconds.

2003: Canucks defeat Atlanta 8-0 to extend their club record unbeaten streak to 14 games. The streak consists of 10 wins and four ties, including a 5-0-2 record at both home and on the road.

FEBRUARY 27

1985: Stan Smyl scores his 187th career goal to pass Don Lever as the Canucks all-time leading goal scorer. Vancouver loses 11-5 in Detroit.

1996: Trevor Linden passes Don Lever's team record of 437 consecutive games played vs Pittsburgh in a 4-7 loss. Linden had not missed one NHL regular season game since October 4, 1990.

1997: Martin Gelin becomes the ninth player in Canucks history to record four goals in a single game. Gelin recorded the goals in Vancouver vs the Phoenix Coyotes. The previous Canucks player to score four goals in a single game was Pavel Bure on October 12, 1992 vs Winnipeg.

FEBRUARY 28

1986: Richard Brodeur becomes the first Canuck netminder to register 100 career wins in a 3-1 victory vs Philadelphia.

FEBRUARY 29

1984: Patrik Sundstrom collects a goal and six assists for a seven point night, setting new team records for assists and points in one game, as the Canucks win 9-5 in Pittsburgh. Sundstrom becomes only the third player in NHL history to earn six assists in a road game, after Detroit's Billy Taylor (7 in 1947 vs Chicago) and Boston's Bobby Orr (6 in 1973 vs Vancouver).

1996: Alexander Mogilny records his 50th goal of the season vs the St. Louis Blues at General Motors Place. Mogilny joins Pavel Bure (60 goals in 1992/93, 1993/94) as the only two Canucks to score 50 goals in a single NHL season. Mogilny finishes the season with 55 goals, 52 assists in 79 games played.

1996: Alexander Mogilny becomes the fourth player in NHL history to score 50 goals with two NHL teams (Buffalo/Vancouver). Pierre Larouche (Pittsburgh/Montreal), Wayne Gretzky (Edmonton/Los Angeles) and Pat LaFontaine (New York Islanders/Buffalo) are the other three.

MARCH

MARCH 1

1993: Pavel Bure scores his 50th goal against Grant Fuhr of the Buffalo Sabres in a neutral site game at Hamilton's Copps Coliseum. It is Bure's 63rd game. Dixon Ward and Robert Dirk assist on the historic goal. Canucks win 5-2.

MARCH 2

2000: Mark Messier records a point, giving him 1,700 for his career. Messier becomes only the fourth player in NHL history to record 1,700 points.

MARCH 5

2011: Roberto Luongo becomes the 25th goaltender in League history to reach the 300-win milestone with a victory over Los Angeles. He is the sixth youngest goaltender and the 16th fastest to reach the 300-win mark. He finished the season with 38 wins reaching 30+ wins in six consecutive seasons.

MARCH 8

1985: Thomas Gradin scores the 500th point of his NHL career, becoming first Canuck to reach the milestone. Vancouver defeats Los Angeles 4-3.

2004: Trevor Linden records two assists to become the Canucks all-time leader in points scored by notching his 673rd point. Linden finishes the season with 680 points, surpassing the long standing club record previously held by Stan Smyl (672).

MARCH 9

1973: Andre Boudrias scores on Roger Crozier in the first penalty shot awarded to a Vancouver player. The Canucks defeat Buffalo 5-2.

2007: Roberto Luongo posts his 39th win of the season in San Jose setting a new franchise record for wins by a Vancouver goaltender in a single season.

2010: Roberto Luongo appears in his 600th game, becoming the fourth youngest goaltender in League history to do so and only the 37th goalie in League history.

MARCH 10

2001: Markus Naslund scores his 39th goal to become the highest scoring Canucks captain in a single season. Stan Smyl recorded 38 goals in 1982/83.

2005: The National Hockey League's Board of Governors approves the 50 per cent acquisition of the Vancouver Canucks to the Aquilini Investment Group.

2007: Mattias Ohlund collected his 300th career point with an assist vs the Kings on March 10th at the Staples Center in Los Angeles.

ON THIS DAY IN CANUCKS HISTORY

2010: Daniel and Henrik Sedin, along with their wives, donate \$1.5 million to BC Children's Hospital.

MARCH 12

2002: Artem Chubarov becomes the first player in NHL history to have his first four career goals all be game-winners. Nine players previously held the record with three game-winners to begin a career.

2011: The Canucks defeat Calgary to sweep a five-game road trip from March 5-12, 2011 for the first time since January of the 1991-92 season.

MARCH 13

1976: Vancouver plays its only penalty-free contest as neither the Canucks nor New York Rangers are assessed any penalties by referee Lloyd Gilmour. Canucks lose 7-3 to the Rangers.

2007: Canucks centre, Brendan Morrison plays his 500th consecutive NHL game. By the end of the season, Morrison played 512 consecutive games and held the League iron man record.

MARCH 14

1973: Dunc Wilson collects the first assist awarded to a Canuck goalie on a goal by Andre Boudrias. The goal marks the sixth straight game Boudrias has scored, setting a club record. Vancouver defeats California Seals 5-2.

1995: Kirk McLean appears in his 378th game as a Vancouver Canuck passing Richard Brodeur's record of 377 games played as a Canucks goaltender.

2006: The Vancouver Canucks and CHUM Radio announce TEAM 1040 as the exclusive radio carrier of Canucks games for six seasons, beginning in 2006-07.

2011: With a win over Minnesota on the team's 71st game of the season, the Canucks set a franchise record for the fastest the club has reached 100 (or more) points. The previous record was set in the 77th game of the 2006-07 season.

2012: Henrik Sedin recorded his 734th career point, moving past Trevor Linden to rank second overall in franchise history for scoring. **2013:** The NHL approves the realignment of NHL clubs condensing six divisions into four. The Vancouver Canucks are placed in a division with the Anaheim Ducks, Calgary Flames, Edmonton Oilers, Los Angeles Kings, Phoenix Coyotes and San Jose Sharks.

2013: Alain Vigneault records his 300th win as a Canucks coach with a 7-4 victory over the Nashville Predators. He becomes the only coach in franchise history to reach this milestone.

MARCH 16

2010: Henrik Sedin becomes the all-time leader in assists, registering his 416th assist as a Canuck and passing Trevor Linden. Henrik would finish the season with 83 assists for a career total of 434.

2011: Vancouver defeats Colorado to secure their third consecutive Northwest Division Title.

2011: Alain Vigneault coaches his 400th regular season game with Vancouver, a record only Marc Crawford (529) has surpassed in his time with Vancouver. Since joining Vancouver in 2006-07, Vigneault had led the Canucks to four Northwest Division championships and established the franchise's highest winning percentage (.623), reaching a then franchise record 105 points in his first season.

2013: Alex Burrows scores the fastest game-opening goal in Canucks History at 0:06 of the first period against the Detroit Red Wings. Burrows' six second marker was the fourth fastest in League history and broke the previous franchise record of nine seconds set in 1994 (Trevor Linden).

2013: The Canucks wear redesigned maroon Vancouver Millionaires jerseys versus the Detroit Red Wings to celebrate a century of hockey in Vancouver.

MARCH 19

1971: Rosaire Pienement scores his 30th goal of the season, becoming the first Canuck ever to reach that mark. Vancouver defeats Pittsburgh 6-4.

MARCH 20

1993: Ryan Walter plays in his 1,000th NHL game against the New York Islanders at the Pacific Coliseum.

2000: Markus Naslund is named NHL Player of the Week. In three games, Naslund has three goals and five assists.

MARCH 21

2001: Markus Naslund and Mattias Ohlund are named to the 2002 Swedish Men's Olympic Hockey Team.

2005: Canucks Vice-President and Assistant General Manager Steve Tambellini is appointed as Team Canada's General Manager for the 2005 IIHF Men's World Hockey Championship in Austria, April 30 to May 15, 2005. Tambellini's appointment as GM marks the eighth time that he has represented Canada in either an executive position or as a player.

2011: Canucks Sports & Entertainment becomes one of six founding members of the Green Sports Alliance. Donating leftover food from game nights to the Vancouver Food Bank and installing hardware to conserve water usage are just some of the steps taken as part of their ongoing environmental initiatives.

MARCH 22

1988: Stan Smyl becomes the first Canuck to play in 800 regular season games. Vancouver loses a 5-3 decision in Toronto.

MARCH 23

1984: Tony Tanti scores his 43rd and 44th goals of the year, including one in overtime in a 4-3 win over Winnipeg, to set a record for goals in a season.

1994: Pavel Bure scores his 50th goal on an empty net vs the LA Kings.

1996: The Canucks pass a season high attendance record on March 23rd vs Calgary. Vancouver recorded 28 sellout games at General Motors Place with a total of 729,629 people attending home games. An average of 17,795 people per game.

MARCH 24

1992: Kirk McLean backstops the Canucks to a 4-2 win at Minnesota, earning his club record 38th win.

MARCH 25

1973: Don Tannahill scores his second NHL hat trick in a 7-4 Canuck victory over Toronto. He is the first Canucks rookie to register 20 goals, finishing the season with 22.

1996: Alexander Mogilny records his 100th point of the season vs Los Angeles by assisting on Cliff Ronning's goal in the first period. Mogilny becomes the second Canuck to record 100 points in a season. Pavel Bure records 107 points (60-47-107) during the 1993-94 season and 110 points (60-50-110) during the 1992-93 season.

2011: Vancouver defeats Atlanta to earn 107 points on the season, setting a new franchise record. Vancouver would finish the season with a franchise best 117 points.

MARCH 26

1997: Gino Odjick passes his previous record and Canucks record of 370 penalty minutes in a single season (1992-93) by recording his 371st penalty minute (fighting) in a game vs. the Anaheim Mighty Ducks. Odjick's 371 penalty minutes makes him the NHL's most penalized player during the 1996-97 season.

2002: Trevor Linden plays the 1,000th game of his NHL career. Through his first 1,000 games, Linden played 758 games for Vancouver, 107 with the New York Islanders, 107 with Montreal and 28 with Washington. Linden becomes the fourth player to reach the milestone while with Vancouver (Dave Babych, Ryan Walter, Pit Martin).

2002: Goaltender Dan Cloutier sets a new club record with his seventh shutout of the season, posting a 4-0 win over the Los Angeles Kings.

MARCH 27

1982: Coach Harry Neale is handed a 10-game suspension by the NHL for his involvement in an altercation with the crowd in Canucks March 20th game in Quebec City. Defenceman Doug Halward is given a seven game suspension. Roger Neilson takes over as coach and Canucks win 7-2 over Calgary.

1999: Adrian Aucoin scores two goals (20th & 21st of the season) vs Montreal to break the Canucks record of most goals by a defenceman in a single season. The previous record was set by Doug Halward who scored 19 goals in the 1982-83 season.

2000: Canucks defenceman Mattias Ohlund is nominated for the Bill Masterton Memorial Trophy. The award, voted on by the Professional Hockey Writers Association, is for sportsmanship, perseverance and dedication to hockey.

2003: Markus Naslund records his 100th point of the season, becoming only the third player in team history to reach the 100 point mark (Bure, Mogilny). Naslund finished the year with 104 points.

2004: Marc Crawford becomes the first coach in Canucks history to win at least 200 games. The club's all-time leader in wins, Crawford, reaches the milestone when Vancouver defeated the Dallas Stars 3-2 in overtime.

2011: Vancouver defeats Columbus to earn their 50th win of the regular season for the first time in franchise history.

MARCH 28

1971: Vancouver sets a club record with 11 goals in an 11-5 win over the California Seals.

1996: Pat Quinn takes over as Head Coach of the Vancouver Canucks, replacing Rick Ley who was hired as Head Coach on August 10, 1994.

MARCH 29

1983: Stan Smyl scores two goals and establishes a new club record with 88 points in one season, as Canucks lose 7-4 to Edmonton. Darcy Rota collects two assists and establishes a club record 14-game point streak.

2003: Canucks establish a new club record with 103 points, eclipsing the previous record of 101 set in 1992-93. The club finishes the season with 104 points. With the 5-1 road win at Los Angeles, the Canucks also establish a new team record for road wins with 23.

2006: The Canucks record their 40th win of the 2005-06 season at home versus the Wild. The win represents the fourth consecutive 40 (plus) win season and the seventh overall in club history.

2011: Vancouver defeats Nashville to establish a franchise best nine game road winning streak. The streak started March 5 with a victory over the LA Kings.

MARCH 30

1984: Patrik Sundstrom earns two points to set a club record for points in a season (91) in a 3-3 tie with Minnesota. Tony Tanti scores his 45th goal of the year, also a club record.

MARCH 31

2011: Vancouver defeats the Los Angeles Kings to secure the franchise's first Presidents' Trophy as the NHL team with the most points in the regular season. The win also established a franchise record for the best winning record in the month of March. Vancouver finished 13-2-0 in March.

APRIL

APRIL 1

1989: Trevor Linden becomes the first Canucks rookie to score 30 goals in a season. Vancouver loses 6-4 in L.A.

1993: Pavel Bure scores a third period goal against goaltender Pat Jablonski of Tampa Bay, becoming the first Canucks player to reach the 100 point mark. Canucks win 5-3. He finishes the season with a club record 110 points.

APRIL 2

1975: Ken Lockett becomes first Canucks netminder to register consecutive shutouts as Vancouver earns its team-record eighth shutout of the season, 4-0 over California.

1993: Frank Griffiths is named to the Hockey Hall of Fame in the Builders' Category.

APRIL 3

1999: Adrian Aucoin scores his 18th power play goal of the season. With the goal, Aucoin ties a NHL record for most power play goals by a defenceman in a season with 18. Denis Potvin also had 18 power play goals for the New York Islanders in 1975-76.

2004: The Canucks won the Northwest Division title for the first time in 11 years with a 5-2 win versus the Edmonton Oilers. They finished the season with 101 points, tying the second highest total in club history. It marked the fourth time in club history that they have won a division title.

2004: Vancouver plays its final regular season game of the 2003-04 season before a sold-out General Motors Place. The Canucks sell-out every regular season home game for the first time in club history.

APRIL 4

1994: Pavel Bure is named NHL Player of the Month for March after scoring 19-11-30 in 16 games. It is the second highest point total in any one month in Canucks history. Bure joins goaltender Kirk McLean as the only Vancouver player to receive the award.

APRIL 5

1980: Thomas Gradin ties club mark for most goals by a centre with his 30th goal in the season finale. Stan Smyl becomes only NHL player to lead his team in goals (31), assists (47), points (78) and penalty minutes (204) in one year.

APRIL 6

1979: Ron Sedlbauer finishes the season as the first 40-goal scorer in club history.

2013: Henrik Sedin records his 600th assist against the Calgary Flames on April 6, 2013, becoming the 76th player in League history to do so.

2013: Alain Vigneault coaches his 530th game for the Canucks, passing Marc Crawford for most games coached in franchise history.

APRIL 7

1993: Kirk McLean backstops Vancouver to a 5-4 overtime win over Edmonton, earning his club record 127th career victory, passing Richard Brodeur.

1994: Chairman and team owner Frank A. Griffiths passes away after a lengthy illness. In his memory, the players wear a patch on their uniform with the inscription "2 points F.G., Mr. Griffiths' signature phrase."

2007: Vancouver establishes a new franchise record with their 49th win of the season at San Jose. The win also secures the highest point total in club history (105) and clinches first place honours in the Northwest Division.

2007: Roberto Luongo sets a new career-high 47 wins in 76 games played. The career best season ranks tied for second all-time in the NHL alongside Bernie Parent's record set in 1973-74.

2011: Canucks unveil permanent outdoor bronze statue of former assistant coach Roger Neilson, who coached the Canucks from 1982-84. Neilson is pictured holding a hockey stick with a towel on the end, immortalizing the origin of "towel power", a tradition adopted by sports fans around the world.

2012: Canucks secure a second consecutive Presidents' Trophy with a victory over the Edmonton Oilers to finish the 2011-12 season with a League best 111 points.

APRIL 8

1982: Tiger Williams scores at 14:20 of overtime to give Vancouver its first playoff overtime win, 2-1 over Calgary.

ON THIS DAY IN CANUCKS HISTORY

APRIL 9

1989: Vancouver evens its playoff series with Calgary at two games each, following a 5-3 win at home. Trevor Linden sets a new club record with four points in a game, scoring 1-3-4. The Canucks also set a new team playoff mark with four power play goals.

APRIL 10

1982: The Canucks win a playoff series for the first time, sweeping the Flames in three straight as Vancouver wins 3-1 in Calgary. Richard Brodeur was brilliant, forging a 1.55 average in the three games, stopping 103 of 108 shots in the series.

APRIL 11

1993: Pavel Bure scores his 60th goal in a 6-3 win over Calgary at the Pacific Coliseum.

2010: Henrik Sedin becomes the first player in franchise history to capture the Art Ross Trophy as the NHL leading scorer. He sets franchise records in points (112) and assists (83) in the process.

APRIL 12

1999: Garth Snow and the Canucks shutout the Calgary Flames 2-0 at the Saddledome in Calgary. The shutout is Snow's sixth of the season, which ties a club record for most shutouts in a single season. Snow ties Gary Smith's team record as Smith recorded six shutouts in the 1974-75 campaign.

APRIL 13

1975: Following a first-round bye for finishing first in the Smythe Division, the Canucks appear in their first playoff game, a 6-2 loss to the Canadiens in the Montreal Forum.

1989: Vancouver, playing in the sixth game of a playoff series for the first time in franchise history, forces a seventh and deciding game with a 6-3 home ice win over the Flames. The Canucks explode for four second period goals, setting club playoff records for fastest two goals (0:15) and fastest three goals (2:18).

1994: Pavel Bure scores his 60th goal of the season becoming just the eighth player in NHL history to twice score 60 or more goals in a season.

2002: Canucks finish the regular season with 254 goals, to lead the NHL in goal scoring for the first time in franchise history.

2006: Trevor Linden plays in his 1,000th career game in a Canucks uniform, making him the first player in franchise to reach this milestone.

APRIL 14

1999: Mark Messier records one assist in a game at home versus the Calgary Flames. With the assist, he passes Gordie Howe for fourth on the all-time career NHL assist list with 1,050.

2000: Adrian Aucoin, Ed Jovanovski, Andrew Cassels, Brendan Morrison and Todd Bertuzzi are all named to represent Team Canada at the World Hockey Championships in Russia. Peter Schaefer also represents Canada in the tournament.

APRIL 15

1975: Garry Monahan scores the game-winner as the Canucks record their first playoff win, 2-1 over Montreal in the Forum.

1993: Vancouver comes from behind to defeat Los Angeles 8-6, breaking the 100 point barrier for the first time. Vancouver finishes with 101 points and a record 46 wins.

2006: In the last regular season home game of the season, the Canucks defeat the Colorado Avalanche 4-3 in overtime in front of a capacity crowd. This marks the 127th consecutive sell-out and the second straight season in which all 41 regular season home games were sold-out.

APRIL 16

1992: The Canucks close out the 1991-92 regular season with a 4-4 tie against Calgary, setting franchise records for points (96) and wins (42).

APRIL 17

1975: Vancouver's first ever home playoff game was a 4-1 loss to Montreal. John Gould scored the first playoff goal by a Canuck in the Pacific Coliseum.

APRIL 18

1992: Pavel Bure is named NHL Rookie-of-the-Month for March/April.

2013: The American Hockey League (AHL) Board of Governors approves the purchase of the Peoria Rivermen franchise by Canucks Sports and Entertainment from the St. Louis Blues.

APRIL 19

1975: Canucks are shutout in the playoffs for the first time, 4-0 at home to Montreal. Ken Dryden earned the shutout.

APRIL 21

1982: Vancouver eliminates Los Angeles from the playoffs with a 5-2 home ice win, taking the series 4-1. Darcy Rota ties club playoff mark for goals in a series (4). Stan Smyl sets new records for assists (5) and points in a series (7). Smyl also earns points in a team record sixth straight playoff game (2-6-8).

APRIL 22

1975: Canucks participate in their first playoff overtime game, losing 5-4 to Montreal. Guy Lafleur, with his third game-winning goal of the series, scores the winner at 17:06 of overtime.

2013: Daniel Sedin moves into second in franchise scoring behind his brother Henrik, surpassing former captain Markus Naslund. With two points (2-0-2) against the Chicago Blackhawks, Daniel collected his 758th point (291-467-758) in 905 games, passing Naslund at 756 points (346-410-756).

APRIL 23

2008: Canucks name Michael D. Gillis the tenth General Manager in club history. Gillis previously served as a NHL player representative for 15 years.

2010: Mikael Samuelsson ties a franchise record for most goals recorded in a playoff series with his seventh goal in Game 5 versus the Los Angeles Kings. His seven goals would lead the League in postseason scoring through the first round.

APRIL 25

2006: Canucks relieve Head Coach Marc Crawford of his coaching duties.

APRIL 26

2011: With an overtime goal vs Chicago, Alex Burrows becomes the 14th player in League history and second in franchise history to net two or more series-winning goals in overtime.

APRIL 27

1982: Vancouver takes the opening game of the Campbell Conference championship, defeating Chicago 2-1 in Chicago Stadium. Jim Nil scores the winning goal at 28:58 of overtime in the longest game in Canuck history. Richard Brodeur stopped 46 of 47 shots by Chicago, while Canucks had 41 shots against Tony Esposito.

APRIL 30

1994: Pavel Bure scores at 2:20 of the second overtime period to give Vancouver a 4-3 win over Calgary and the club's third straight overtime win in a come-from-behind seven game playoff series. It is Vancouver's first seven game playoff series win.

MAY

MAY 1

1982: History is made when Vancouver plays its first game in the month of May. Canucks defeat Chicago 4-3.

MAY 4

2001: Goaltender Dan Cloutier is added to Team Canada's World Championship Roster.

MAY 6

1982: Vancouver scores a team playoff record six goals to beat Chicago 6-2, eliminating the Blackhawks 4-1. Canucks are presented with the Clarence Campbell Trophy.

2004: David Nonis is promoted to the position of Senior Vice-President and General Manager assuming responsibility for the leadership of the team. In his first act as General Manager, Nonis appoints Steve Tambellini to the position of Vice President and Assistant General Manager.

MAY 7

1995: The Canucks make their fifth straight playoff appearance with a 2-1 loss vs. St. Louis. The Canucks went on to defeat the Blues four games to three.

MAY 8

1982: Canucks make their first ever appearance in the Stanley Cup Final in Long Island. Vancouver loses 6-5 in overtime to the Islanders, as Mike Bossy scores at 19:58 of OT. Thomas Gradin ties club mark with two goals and an assist.

MAY 14

1973: Canucks trade their original first round draft pick (1970) Dale Tallon to Chicago for goaltender Gary Smith and defenceman Jerry Korab.

MAY 15

1995: In Game Five of their Conference Quarterfinal series versus the St. Louis Blues, the Canucks tally two shorthanded goals 17 seconds into the second period. They would go on to win 6-5 and set an NHL playoff record for the fastest two shorthanded goals by one team. The Canucks pass the old mark of 0:24 set by the 1978 Montreal Canadiens versus Detroit on April 23, 1978. Christian Ruuttu scores at 4:31 of the second period, followed by Geoff Courtnall at 4:48.

MAY 16

2000: The Canucks are nominated for the World Sports Humanitarian Hall of Fame's Pro Team Community Award.

MAY 17

2012: Canucks Sports & Entertainment announces promotional partnership with Nationwide Tour golfer Adam Hadwin. As part of the partnership, Hadwin will participate in signature Canucks For Kids Fund events and will display the Vancouver Canucks primary logo on his apparel while on tour and in other sanctioned PGA events.

MAY 22

1970: Vancouver is awarded a National Hockey League franchise.

1994: Kirk McLean records his second consecutive playoff shutout over the Toronto Maple Leafs. McLean blanks the Leafs 4-0 in Game 3 and 2-0 in Game 4, both at the Pacific Coliseum. The shutouts give McLean four in the playoffs, equaling an NHL record.

2001: President and General Manager Brian Burke is named the "Executive of the Year" by The Sporting News.

2011: Henrik Sedin notches four assists in a playoff game, surpassing the previous club record of three and also establishes the franchise record for most assists (19) in a playoff year, surpassing the previous record of 15 held by Pavel Bure in 1994 and most assists in a playoff

series (11) surpassing the previous mark of eight recorded by Alex Mogilny in 1996 vs Colorado. Henrik had 19 assists at the conclusion of the playoffs.

2011: The Vancouver Canucks establish a franchise record for the fastest three goals to be scored in a playoff game separated by 1:55 (Ryan Kesler 9:16 and Sami Salo 10:55 and 11:11, 2nd period). The previous mark was 2:18 established on Apr. 13/89 vs CGY (Jim Sandlak 17:26, Rich Sutter 19:29 and Garth Butcher 19:44, 2nd period).

2013: Canucks relieve Head Coach Alain Vigneault of his coaching duties.

MAY 27

1992: Ryan Walter is named the Bud Light/NHL Man-of-the-Year for his work within the community.

JUNE

JUNE 1

2011: The Canucks enter Game 1 of the Stanley Cup Final for the third time in franchise history.

JUNE 2

1994: Vancouver plays hockey in the month of June for the first time in Game 2 of the Stanley Cup Final. NY Rangers win 3-1 at Madison Square Gardens. Pavel Bure has his 16 game point streak, two games shy of the NHL record, snapped.

JUNE 3

1997: The Vancouver Canucks unveil a new logo, uniform and team colours to the city of Vancouver in a day-long event which started with players appearing all over the city and was highlighted by a kick off rally at the Vancouver Art Gallery.

JUNE 4

1996: Tom Renney is hired as Head Coach of the Vancouver Canucks becoming the 13th head coach in Canucks history.

2001: Canucks unveil their new mascot at Canuck Place. The new mascot, an orca whale, was later named Fin through a contest.

2011: Vancouver Canucks Mascot Fin celebrates his 10th birthday. Fin has made almost 1,350 appearances in the community and has reached out to approximately 60,000 students with his Fin's Friends program over the last five years.

JUNE 5

2001: The Canucks reach a new five-year deal with the Manitoba Moose of the AHL, to be the club's new farm team.

JUNE 7

1989: The Canucks have three finalists for the NHL's major trophies for the first time in club history. At the awards presentation ceremonies, Trevor Linden finishes second in Calder Trophy voting, Bob McCammon is runner-up for the Jack Adams Trophy and Kirk McLean is third in voting for the Vezina Trophy.

JUNE 8

1989: Trevor Linden is named The Hockey News Rookie-of-the-Year, as selected via fan balloting.

JUNE 10

1970: Vancouver makes defenceman Gary Doak (from Boston) its first selection in the NHL expansion draft. Other top selections were, in order: Orland Kurtenbach, Ray Cullen, Pat Quinn and Rosaire Paiement.

JUNE 11

1970: Canucks make defenceman Dale Tallon of Toronto Marlboros their first selection in the Amateur Draft, behind Buffalo's choice of Gilbert Perreault.

ON THIS DAY IN CANUCKS HISTORY

2008: Trevor Linden announces his retirement after 19 NHL seasons, recording 867 points (375-492-867) in 1382 regular season games with the Canucks, Montreal Canadiens, New York Islanders and Washington Capitals. In 1991/92, Linden is named Canucks captain, becoming the youngest captain in the NHL at 21 and served in this position for seven seasons. Linden also played in 124 Stanley Cup Playoff games, recording 99 points (34-65-99) and 104 penalty minutes. Of his 124 playoff games, 118 came in a Canucks uniform, highlighted by his 25 points (12-13-25) in 24 games during the Canucks 1994 Stanley Cup run that concluded in a Game 7 versus the New York Rangers. Linden played in his final game on April 5, 2008 versus the Calgary Flames.

JUNE 12

2003: The National Hockey League Players' Association announce that Markus Naslund is the recipient of the 2003 Lester B. Pearson Award for most outstanding player during the NHL regular season, as voted by members of the NHLPA. Senator Frank Mahovlich, member of the Hockey Hall of Fame and Honorable member of the Canadian Senate, presented the award to Naslund in a ceremony hosted by John Davidson at the Hockey Hall of Fame.

JUNE 14

1994: Kirk McLean sets an NHL record for minutes played in the playoffs (1,544) but the Canucks lose Game 7 of the Stanley Cup Final 3-2 to the NY Rangers.

2007: Canucks Head Coach, Alain Vigneault is named winner of the Jack Adams Award at the 2007 NHL Awards Show in Toronto. Vigneault earns Coach of the Year honours after leading Vancouver to a franchise record 49 wins and season-high 105 points. Vigneault was a finalist for the Jack Adams Award while serving as Head Coach of the Montreal Canadiens in the 1999/00 season.

2013: Vancouver Canucks and Utica Comets announce that they have agreed to a new affiliate agreement in the American Hockey League. The Canucks previously purchased the Peoria Rivermen and moved the team to Utica, NY, as part of the agreement.

JUNE 16

1992: Pavel Bure receives the Calder Trophy as the League's top rookie, becoming the first Vancouver player to win a post-season award. Head Coach Pat Quinn captures the Jack Adams trophy as NHL Coach of the Year, the first coach to win the award with two different teams. Quinn also receives Coach of the Year honours by the Sporting News and the Hockey News. Goaltender Kirk McLean is voted a Second Team All-Star, the first Canuck to earn All-Star status.

1994: Pavel Bure is selected the NHL's First Team All-Star Right Winger. He is the first Canuck to achieve the honor. It is the same day he signs a multi-year contract with the Canucks that makes him the highest paid player in franchise history.

JUNE 18

1996: Goaltender Corey Hirsch is named to the NHL All-Rookie Team. Hirsch finishes the season with a 2.93 GAA after appearing in 41 games for a record of 17-14-6.

1999: The Canucks announce Jack McIlhargey and Mike Johnston as Assistant Coaches of the club, joining Head Coach Marc Crawford. The team also announces Stan Smyl as the new Head Coach of the Syracuse Crunch, Vancouver's top minor-league affiliate.

JUNE 19

2000: The Canucks reach a deal with the Kansas City Blades of the IHL, to be the team's new farm team.

JUNE 20

2006: Alain Vigneault is named the 16th Head Coach in Vancouver Canucks history.

JUNE 21

2010: Canucks name Claude Noel as new head coach of AHL affiliate, the Manitoba Moose.

JUNE 22

1998: Brian Burke is hired as President and General Manager of the Vancouver Canucks.

2007: Aquilini Investment Group complete the purchase of the Vancouver Canucks after acquiring the 50 percent interest of former partner, John McCaw, becoming the first local ownership group of the franchise in more than a decade.

2011: Canucks centre Ryan Kesler is awarded the Frank Selke Trophy as "the forward who best excels in the defensive aspects of the game" for the first time in franchise history.

2011: Daniel Sedin is named recipient of Ted Lindsay Award as the "most outstanding player" in the NHL as voted by fellow members of the NHLPA.

2011: Daniel Sedin becomes the second player in franchise history to claim the Art Ross Trophy. With twin brother Henrik claiming the award in 2009/10, this marks the first time in League history that brothers have won scoring titles in consecutive seasons.

2011: Roberto Luongo and Cory Schneider win the Jennings Trophy presented "to the goalkeeper(s) having played a minimum of 25 games for the team with the fewest goals scored against".

2011: Canucks President & General Manager Michael D. Gillis is named General Manager of the Year.

2011: Daniel and Henrik Sedin named to the NHL First All-Star Team. This is the first time brothers have been voted to the team since Hockey Hall of Famers Phil and Tony Esposito took First Team honours in 1969/70.

JUNE 25

2009: Canucks Equipment Manager Pat O'Neill and Head Athletic Trainer Mike Burnstein are added to the Team Canada support staff for the 2010 Winter Olympics in Vancouver.

2013: John Tortorella is named the 17th Head Coach in Canucks history.

JUNE 26

1999: The Canucks make three trades on the morning of the NHL Entry Draft in Boston to secure the second and third overall selections. With the picks, Canucks President and General Manager, Brian Burke selects Daniel and Henrik Sedin of Modo in the Swedish Elite League.

JUNE 27

2011: Vancouver Canucks and Chicago Wolves announced that the Canucks will enter into a new affiliation agreement with the Chicago Wolves of the American Hockey League through 2012/13.

JUNE 28

2001: Canucks extend the contract of captain Markus Naslund through the 2004/05 season. Naslund set new career highs with 41 goals and 75 points in 2000/01.

JULY

JULY 1

1989: Canucks President Pat Quinn flies to Moscow and signs Soviet star centre Igor Larionov to a multi-year contract.

JULY 3

1991: Stan Smyl retires as the Canucks all-time leader in games played (896), goals (262), assists (411) and points (673). He is named Assistant Coach.

JULY 4

1996: Canucks Equipment Manager Pat O'Neill becomes the first recipient of the Larry Ashley Award. The Larry Ashley Award is presented to the trainer or equipment manager that best exemplifies the character and commitment to excellence displayed by Ashley throughout his career.

JULY 5

2006: Vancouver Canucks and Manitoba Moose name Scott Arniel

as Head Coach of the AHL affiliate.

JULY 6

2010: Canucks and Rogers Communications Inc. announce an alliance giving Rogers the arena naming and telecommunication sponsorship rights.

JULY 8

1995: Canucks reunite former Junior Hockey teammates Alexander Mogilny and Pavel Bure by acquiring Mogilny and a 5th round pick in exchange for Mike Peca, Mike Wilson and their 1st round pick (14th overall) at the 1995 NHL Entry Draft.

JULY 17

1997: Trail Smoke Eaters' trainer Ken Caputo becomes the second recipient of the Larry Ashley Award.

JULY 22

2005: National Hockey League owners unanimously ratify the new collective bargaining agreement, bringing an official end to the 310-day lockout. One day prior, NHL players formally accepted the new deal with 87 percent of the membership voting in favour of the deal.

JULY 28

1997: The Vancouver Canucks sign unrestricted free agent Mark Messier.

1999: 1999 First Round Draft Picks, Daniel and Henrik Sedin, both sign their first NHL contract with the Canucks.

AUGUST

AUGUST 10

1994: Rick Ley is hired as Head Coach of the Vancouver Canucks, becoming the 12th coach in Canucks history.

AUGUST 15

2005: The Vancouver Canucks and Manitoba Moose name Alain Vigneault as the Moose's Head Coach.

AUGUST 18

1998: David Nonis is named Senior Vice-President, Hockey Operations. Steve Tambellini is named Vice-President, Player Personnel, Mike Penny is named Vice-President, Amateur Scouting and Shawn Dineen is named Professional Scout.

AUGUST 20

1996: Team Canada and Team U.S.A. play a pre-tournament game for the inaugural World Cup of Hockey at General Motors Place.

AUGUST 29

1996: Team Canada defeats Team Russia 5-3 at General Motors Place in the first game of the World Cup of Hockey tournament. Trevor Linden plays for Canada while Alexander Mogilny plays for Team Russia. Trevor Linden records one assist in the game on a goal by Vincent Damphousse.

1996: The National Hockey League announces the 1998 NHL All-Star game will be played at General Motors Place. This is the second NHL All-Star Game to be played in Vancouver; the other was in 1977.

SEPTEMBER

SEPTEMBER 8

1995: Pavel Bure changes jersey numbers from #10 to #96.

SEPTEMBER 15

2000: Canucks complete the American Airlines/NHL Challenge in Stockholm, Sweden. The Canucks held training camp in Sweden and de-

feated MoDo 5-2 and Djurgarden 2-1 to win the exhibition tournament.

2000: Canucks name Markus Naslund team captain in Stockholm, Sweden, following their overtime victory over Djurgarden. Naslund becomes the 11th captain in Canucks history.

2004: Unable to reach an amicable deal for both the NHL and NHLPA, NHL commissioner Gary Bettman announces a lockout.

SEPTEMBER 16

1995: Head Medical Trainer, Larry Ashley, passes away after battling a lengthy illness. Larry cared for Canucks players for 14 seasons and, in his memory, players wear the initials "LA" on their helmets. In recognition of Larry's service and contribution to the Vancouver Canucks Hockey Club, the training centre at General Motors Place is named the "Larry Ashley Training Facility."

2001: The Canucks hold their annual Blue-Silver intra-squad game at General Motors Place. Club raises \$134,250.25 for the American Red Cross Disaster Relief Fund in support of September 11th.

SEPTEMBER 17

2011: Vancouver Canucks engineers design and unveil new curved glass system to enhance player safety. The NHL implements this design League-wide.

SEPTEMBER 21

1992: Play-by-play broadcaster Jim Robson is named to the Hockey Hall of Fame.

SEPTEMBER 23

1995: The Vancouver Canucks play their first pre-season game at General Motors Place. Jeff Brown scored the first goal in the new facility in the Canucks 4-3 win over the Mighty Ducks of Anaheim.

SEPTEMBER 25

2001: Canucks new mascot is officially named "Fin." The name was chosen from more than 2,000 fan entries.

SEPTEMBER 30

2008: Roberto Luongo is named the 12th captain in team history. He is the first goaltender in Canucks history to be named captain and the first goaltender in League history to be named captain since Montreal's Bill Durnan in 1947. Mattias Ohlund, Willie Mitchell and Ryan Kesler are named alternate captains.

OCTOBER

OCTOBER 1

2010: Canucks Sports & Entertainment acquires ownership of the Vancouver Millionaires trademarks, including the name "Vancouver Millionaires", the inaugural classic "V" logo, the Vancouver Maroons "V" and design and the web domain vancouvermillionaires.com.

OCTOBER 2

2001: Canucks unveil their new "Third Jersey" at a downtown press conference. The new "Third Jersey" is predominantly a two-colour jersey with a strong deep red and deep blue, accented with silver. It is the second alternate jersey in team history.

OCTOBER 3

1997: Trevor Linden passes Canucks captaincy on to Mark Messier while team is in Tokyo, Japan for "GAME ONE '97." Messier becomes 10th captain in team history.

OCTOBER 4 & 5

1997: "GAME ONE '97" The Vancouver Canucks play the Mighty Ducks of Anaheim in a two-game series at Yoyogi Arena in Tokyo, Japan. The two split the games by a score of 3-2 in each game. It marked the first NHL game in history to be played outside North America. Scott Walker becomes the first player to score a NHL regu-

ON THIS DAY IN CANUCKS HISTORY

lar season goal outside North America. Attendance is 10,500 (sellout) for both games.

OCTOBER 5

1989: Canucks open their 20th NHL campaign with a 4-1 setback to the Edmonton Oilers. Igor Larionov and Vladimir Krutov become the first Soviet players ever to appear in a Canucks uniform.

OCTOBER 6

2002: Introduced by royal trumpets while entering on a red carpet, Queen Elizabeth II drops the ceremonial first puck before an exhibition game between Vancouver and San Jose. The British monarch, who last attended a hockey game 51 years ago, drops the puck between Canucks captain Markus Naslund and Mike Ricci of the Sharks. The 76-year-old monarch, flanked by local minor hockey league players, is led to the centre of the rink – where she is joined by Wayne Gretzky, the NHL's all-time leading scorer, and executive director of the gold medal-winning 2002 Canadian Olympic Hockey Team. Also at centre ice are Cassie Campbell, captain of the Canadian women's Olympic team, Canucks and Team Canada defenceman Ed Jovanovski and Hall of Fame television broadcaster Howie Meeker. The Queen is visiting Vancouver with her husband, Prince Philip, Duke of Edinburgh, as part of a 12-day tour of Canada, celebrating the 50th anniversary of her rule.

OCTOBER 7

1989: Vladimir Krutov becomes the first Soviet player to score a goal in a Vancouver uniform. The goal is assisted by Igor Larionov. Vancouver beats Detroit 5-3.

OCTOBER 8

2000: With their comeback 5-4 victory at Tampa Bay, the Canucks become just the third club since 1983.84 (the season when the 5:00 overtime rule was introduced) to win a game in regulation in which it trailed by two or more goals with three or fewer minutes remaining.

OCTOBER 9

1970: Canucks play their first NHL game, losing 3-1 to the LA Kings at the Pacific Coliseum. Barry Wilkins scores the Canucks first goal at 2:14 of the third period against netminder Denis DeJordy. Attendance was 15,062.

1995: The Vancouver Canucks play the first regular season game at General Motors Place. The Canucks are defeated 5-3 by the Detroit Red Wings. Mike Ridley records the first regular season goal at General Motors Place. Kirk McLean plays in goal.

1999: In a pre-game ceremony, the Canucks unveil the 30 Greatest Canucks to celebrate the team's 30th year in the NHL.

2005: General Motors Place celebrates its 10th anniversary since the Canucks played their first regular season game at the venue.

2008: The Vancouver Canucks honour the memory of former Canucks defenceman Luc Bourdon in a moving ceremony prior to the season opening game. Luc's family was present to witness a video tribute and moment of silence. Earlier the same day, the Canucks and members of Bourdon's family unveiled the Luc Bourdon Wall of Dreams, a living legacy to everyone in the Canucks family and salute to minor hockey. The Luc Bourdon Wall of Dreams contains 191 pucks representing BC Hockey membership – a visual salute to Luc and what he represented.

2010: Henrik Sedin is named the 13th captain in team history. Kevin Bieksa, Ryan Kesler, Manny Malhotra and Daniel Sedin are named alternate captains. Original Canucks captain Orland Kurtenbach presents Henrik with the 'C' in front of a sold-out crowd for Vancouver's home opener of the franchise's 40th NHL season.

OCTOBER 10

2002: For the first time in Canucks history the club begins the regular season with a shutout victory. Dan Cloutier stopped all 19 shots in the 3-0 win at Calgary.

OCTOBER 11

1970: Canucks earn their first NHL victory in their second game, a 5-3 win at home over Toronto. Wayne Maki scores two goals in the game.

OCTOBER 14

1979: Edmonton's Wayne Gretzky scores his first NHL goal, against Canucks netminder Glen Hanlon, in a 4-4 tie at the Pacific Coliseum.

OCTOBER 20

1971: Canucks are blanked for the first time in club history, losing 7-0 in Minnesota.

OCTOBER 23

1998: Mark Messier scores the 600th goal of his NHL career at Florida at 12:58 of the third period against Florida's Kirk McLean.

OCTOBER 25

2009: Roberto Luongo records his first shutout of the season, his 21st with the Canucks, passing Kirk McLean for the franchise record for most career shutouts with Vancouver.

OCTOBER 26

2010: Canucks first franchise Captain, Orland Kurtenbach, becomes the first inductee into the Canucks Ring of Honour.

OCTOBER 27

1971: Canucks play to their first ever NHL shutout, skating to a 0-0 tie at Maple Leaf Gardens in Toronto. Dunc Wilson stopped 34 Leafs shots while the Canucks fired 20 at Toronto netminder Bernie Parent.

OCTOBER 28

2011: Canucks launch 'Heart of a Canuck' local heroes program honouring local heroes who have made a difference in communities across British Columbia.

OCTOBER 31

1991: Pavel Bure signs a multi-year contract and five days later plays in his first NHL game against Winnipeg.

NOVEMBER

NOVEMBER 1

1991: Kirk McLean is named NHL Player-of-the-Month for October after posting a 9-2-1 record and a 2.37 GAA. He is the first Canucks to receive the honour.

NOVEMBER 2

1999: Peter Schaefer is named NHL Rookie-of-the-Month for October. Schaefer recorded six goals and six assists in 13 games.

NOVEMBER 3

1991: The Canucks honour Stan Smyl by retiring his No. 12 jersey.

NOVEMBER 4

1974: Canucks trade Barry Wilkins, the scorer of Vancouver's first ever goal in the NHL, to Pittsburgh for defenceman Ab Demarco.

1997: Vancouver Canucks President and General Manager Pat Quinn is relieved of his duties after serving in his position for 10 years. Interim General Manager duties are divided by Senior Vice-President, Hockey Operations Steve Tambellini, Head Coach Mike Keenan and Assistant GM Mike Penny.

NOVEMBER 5

1970: Canucks record their first road victory, 4-1 at Buffalo. Canucks goalie Dunc Wilson stops the team's first penalty shot against Sabre Paul Andrea.

1987: Stan Smyl appears in his 684th game, passing Harold Sneppest as the Canucks all-time leader in regular season appearances. The Canucks win 4-3 in Philadelphia.

NOVEMBER 8

1978: Dennis Kearns becomes first player in Canuck history to play in 500 games as Vancouver wins 6-4 in Detroit.

NOVEMBER 9

1995: Pavel Bure is checked by Steve Smith of the Chicago Blackhawks at the United Center in Chicago. Bure tore his anterior cruciate ligament and misses the remainder of the season. Bure appeared in 15 games and recorded six goals and seven assists. Pavel underwent arthroscopic anterior cruciate ligament reconstructive surgery at UBC Hospital seven days later.

NOVEMBER 12

1996: John McCaw agrees to purchase all shares in Orca Bay held by Arthur Griffiths.

NOVEMBER 13

1997: Head Coach Tom Renney and Assistant Coach Terry Bängen are relieved of their duties. Mike Keenan is hired as the 14th Canucks Head Coach in history.

NOVEMBER 14

1989: Brian Bradley scores at 17:12 of the first period against the Washington Capitals, registering the 5,000th goal in franchise history. The Capitals goaltender is Bob Mason.

1996: Mike Fountain becomes the 19th goaltender in NHL history to record a shutout in his first NHL game by defeating the New Jersey Devils 3-0 in New Jersey.

1996: Dave Babych plays in his 300th game as a Vancouver Canuck becoming only the third player in NHL history to appear in 300 games with three different teams. Babych's 300th game as a Canuck is played vs the Devils in New Jersey.

NOVEMBER 16

1996: Gino Odjick becomes the Canucks all-time penalty minute leader after passing Garth Butcher's record of 1,668 in a Canucks uniform. The record was set in Montreal vs the Canadiens.

2004: Francesco Aquilini becomes a local ownership partner for John McCaw and the Vancouver Canucks, purchasing 50 percent of the hockey club and General Motors Place.

NOVEMBER 17

1988: Trevor Linden scores his first NHL hat trick, with three goals and one assist, in a 7-6 loss at Minnesota. Defenceman Harold Snepsts, who along with Stan Smyl is playing in his club record 11th season as a Canuck, becomes only the second Vancouver player to appear in 700 games.

NOVEMBER 19

1972: Bobby Schmautz strikes for a club record-tying four goals and becomes the first Canuck to record hat tricks in consecutive games. The Canucks defeat Buffalo 9-5.

1981: Harold Snepsts becomes third player in Canuck history to appear in 500 games. Vancouver defeats Detroit 8-3.

NOVEMBER 20

1983: Tony Tanti scores his 20th goal of the season in an 8-3 win over Los Angeles. He becomes the fastest Canuck to reach 20 goals, attaining the mark in 21 games.

NOVEMBER 22

1985: Stan Smyl scores his 200th career goal, becoming the first player in Canucks history to achieve that milestone. Vancouver loses 6-5 to New Jersey.

NOVEMBER 23

2007: Roberto Luongo establishes a shutout streak stretching over five games from November 23 to December 2. The streak included three consecutive shutouts vs Chicago, Anaheim and Columbus. The Canucks netminder sets a new franchise record and surpasses his personal best record playing 210:34 without allowing a goal.

2010: Kirk McLean is inducted into the Canucks Ring of Honour. McLean was a Vancouver Canucks goaltender for 11 seasons and backstopped the team to their second ever Stanley Cup Final in 1994.

NOVEMBER 25

2002: Trevor Linden scores his 263rd goal in a Canucks uniform surpassing the club record held by Stan Smyl. Linden's goal on Manny Fernandez was scored short-handed in the third period of Vancouver's 2-1 win at Minnesota.

2011: Sami Salo records his 20th overtime goal in a Canucks uniform, passing Mattias Ohlund as the Canucks defencemen with the most overtime goals in franchise history.

NOVEMBER 26

1986: Petri Skriko scores his third hat trick in eight days, leading the Canucks to a 5-3 win over Los Angeles. Skriko, named the NHL's Player-of-the-Week for Nov. 17-23, enjoys the hottest scoring period of any player in Canuck history, scoring 12 goals and 2 assists for 14 points in a span of five games.

NOVEMBER 30

2002: Canucks defeat Florida 5-2, extending their winning streak to 10 games. The club record includes five wins at home and on the road with the Canucks outscoring their opponents 41-20 during the 10 games.

DECEMBER

DECEMBER 1

1996: Trevor Linden's "Iron man" streak of 482 consecutive regular season NHL games played comes to an end vs Philadelphia when Trevor suffers a grade-two medial collateral ligament sprain in his knee.

DECEMBER 4

1996: Jyrki Lumme passes Doug Lidster as the Canucks all-time leading scorer among defencemen when he scores a goal in the first period vs the Buffalo Sabres. The goal is Lumme's 66th goal as a Vancouver Canuck.

DECEMBER 5

1976: Canucks celebrate their 500th franchise game in the NHL with a 4-2 win over Chicago.

2007: Markus Naslund becomes the franchise's outright leader for points scored in a Canucks uniform with an assist at Chicago for a total of 725 points, surpassing the former record held by Trevor Linden (724). Naslund finished the season with a total of 756 points scored as a Canuck (346-410-756).

DECEMBER 7

1995: Orca Bay officially launch Orca Bay Online, a worldwide Internet web site (www.orcabay.com), providing the latest information on the Vancouver Canucks, the Vancouver Grizzlies, Winning Spirit retail stores and the Greater Vancouver Open.

DECEMBER 8

ON THIS DAY IN CANUCKS HISTORY

1987: Stan Smyl becomes first Canuck to appear in 700 regular season games. Vancouver drops a 3-2 decision to Minnesota.

DECEMBER 9

2005: The Canucks play host to the Ottawa Senators at General Motors Place in front of the 100th consecutive sell-out crowd. The sell-out streak dates back to November 14, 2002 and consists of 88 regular season games and 12 playoff games.

DECEMBER 11

2010: Markus Naslund's sweater is retired and the number 19 is raised to the rafters of Rogers Arena, joining Stan Smyl's number 12 and Trevor Linden's number 16.

2010: Goaltender Cory Schneider collects two assists against the Tampa Bay Lightning to establish a franchise record for most assists in a game by a goalie.

2013: Pavel Bure is inducted into the Hockey Hall of Fame. In seven seasons with Vancouver, Bure recorded 478 points (254-224-478) in 428 games.

DECEMBER 12

1970: Orland Kurtenbach becomes the first Canuck to tally three goals in a game in a 5-2 win over California.

DECEMBER 13

1992: Vancouver and Quebec play to a 3-3 overtime tie, ending Vancouver's club record nine-game home winning streak.

2001: Canucks winger Jarkko Ruutu is named to the 2002 Finnish Men's Olympic Hockey Team. Ruutu went on to play four games for Team Finland at the Winter Games.

DECEMBER 15

1970: Canucks defeat Philadelphia 3-2 for their sixth straight home victory, establishing a club record. Vancouver goes 10-3-2 in the first 15 home games of its existence.

2001: Canucks defenceman Ed Jovanovski is named to the 2002 Canadian Men's Olympic Hockey Team.

2011: Henrik Sedin collects his 700th career point, becoming just the ninth Swedish born NHL player to accomplish the feat.

DECEMBER 16

1988: Goodwill ambassador Walter "Babe" Pratt, an original member of the Canuck organization and also a member of the Hockey Hall of Fame, passes away at the age of 72 while in attendance at a Canuck-Flames contest in the Pacific Coliseum.

DECEMBER 17

1997: Canucks draft choices Josh Holden, Brad Ference, Zenith Komarniski and Matt Cooke selected to Canadian National Junior Team.

2008: Trevor Linden's sweater is retired and the number 16 is raised to the rafters of GM Place joining Stan Smyl's number 12; only the second number retired in Canucks franchise history.

DECEMBER 18

1997: Arturs Irbe stops 38 shots in a 0-0 tie with the Sharks. Only the second scoreless tie in franchise history – last one: Oct. 27, 1971 at Toronto (Dunc Wilson).

DECEMBER 21

2005: Todd Bertuzzi and Ed Jovanovski are named to the 2006 Canadian Men's Olympic Team. Vancouver Canucks Vice-President and Assistant General Manager Steve Tambellini also joins the team as Director, Player Personnel. In addition, Canucks Assistant Medical Trainer Jon Sanderson is named to Team Canada's medical staff.

DECEMBER 22

1995: Alexander Mogilny records three goals in 2:55 to beat Tony Tanti's record of three goals in 6:46 set on January 7th, 1989 vs Pittsburgh. Mogilny records his goals at 16:45, 19:26 and 19:40 of the third

period at Anaheim; Josef Beranek scores a goal at 17:49 of the third period to interrupt the three goals.

2005: Jarkko Ruutu and Sami Salo are named to Team Finland for the 2006 Winter Olympics. They would go on to win silver medals.

2005: Markus Naslund, Mattias Ohlund, Daniel Sedin and Henrik Sedin are named to Team Sweden for the 2006 Winter Olympics. The Sedin twins and Ohlund would go on to help Sweden win the gold medal at the 2006 Winter Olympics in Torino, Italy.

DECEMBER 26

1970: Andre Boudrias becomes the first Canuck to score a goal with Vancouver two men short, scoring against Tony Esposito of Chicago. The goal was also the 100th in team history. Chicago won 4-2.

1972: Don Tannahill becomes the first Vancouver rookie to score three goals in a single game in a 4-3 win over California.

2011: Henrik Sedin appears in his 535th consecutive game, surpassing Brendan Morrison's previous franchise best ironman streak of 534 games. Henrik started the streak Mar. 21/04 vs CBJ.

DECEMBER 27

1992: Petr Nedved is held pointless against Montreal, snapping his franchise record 15-game point streak. Nedved scored 15-9-24 over the 39 days.

2009: Henrik and Daniel Sedin are named to Team Sweden for the 2010 Winter Olympics.

DECEMBER 28

1977: In their first exhibition game versus a touring Soviet club, the Canucks shut out Moscow Spartak 2-0. Rick Blight scores both goals.

1991: Goaltender Kirk McLean records his 20th victory in a 3-2 win at San Jose, becoming the fastest Canuck goaltender to reach the 20-win mark.

2001: Canucks equipment manager Pat O'Neill surpasses the 1,500 game milestone after 20 years in professional hockey. O'Neill was recognized by the Professional Hockey Athletic Trainers Society and the Society of Professional Hockey Equipment Managers for his achievements. The Canucks held a pre-game ceremony on March 10th to acknowledge the accomplishment.

DECEMBER 29

1996: Canucks game vs San Jose Sharks is rescheduled due to extreme winter weather conditions. The previous cancellation of a Canucks game in Vancouver occurred on January 3rd, 1993 when the Canucks vs Tampa Bay game was cancelled due to extreme weather conditions.

2009: Pavol Demitra is named to Team Slovakia for the 2010 Winter Olympics. He would finish the tournament as the leading scorer (3-7-10 in 7 GP).

DECEMBER 30

2009: Christian Ehrhoff is named to Team Germany for the 2010 Winter Olympics.

DECEMBER 31

1996: The first Vancouver Canucks pay-per-view game is broadcast by Orca Bay. The game vs the Philadelphia Flyers is the first hockey game to be broadcast on pay-per-view in Canada and is the first of four games shown on pay-per-view.

2009: Sami Salo is named to Team Finland for the 2010 Winter Olympics. He would go on to win a bronze medal.

2009: Roberto Luongo is named to Team Canada for the 2010 Winter Olympics. He would go on to backstop Team Canada to a gold medal.

THREE STARS AWARD

Awarded annually to the player who receives the most game star selections during the season.

2012.13	Cory Schneider	1999.00	Mark Messier	1986.87	Petri Skriko
2011.12	Roberto Luongo	1998.99	Garth Snow	1985.86	Richard Brodeur
2010.11	Roberto Luongo	1997.98	Pavel Bure	1984.85	Richard Brodeur
2009.10	Henrik Sedin	1996.97	Martin Gelinas	1983.84	Patrik Sundstrom
2008.09	Roberto Luongo	1995.96	Trevor Linden	1982.83	Thomas Gradin
2007.08	Roberto Luongo	1994.95	Kirk McLean	1981.82	Richard Brodeur
2006.07	Roberto Luongo	1993.94	Pavel Bure	1980.81	Richard Brodeur
2005.06	Alex Auld	1992.93	Pavel Bure	1979.80	Glen Hanlon
2004.05	-	1991.92	Pavel Bure	1978.79	Glen Hanlon
2003.04	Dan Cloutier	1990.91	Trevor Linden	1977.78	Cesare Maniago
2002.03	Markus Naslund	1989.90	Kirk McLean	1976.77	Cesare Maniago
2001.02	Markus Naslund	1988.89	Trevor Linden	1975.76	Bobby Lalonde
2000.01	Markus Naslund	1987.88	Kirk McLean		

CYCLONE TAYLOR TROPHY

The Canucks M.V.P. as selected by the fans.

2012.13	Cory Schneider	1997.98	Pavel Bure	1982.83	Stan Smyl
2011.12	Henrik Sedin	1996.97	Martin Gelinas	1981.82	Richard Brodeur
2010.11	Daniel Sedin	1995.96	Trevor Linden	1980.81	Richard Brodeur
2009.10	Henrik Sedin	1994.95	Trevor Linden	1979.80	Stan Smyl
2008.09	Ryan Kesler	1993.94	Pavel Bure	1978.79	Thomas Gradin
2007.08	Roberto Luongo	1992.93	Pavel Bure		Glen Hanlon
2006.07	Roberto Luongo	1991.92	Kirk McLean	1977.78	Cesare Maniago
2005.06	Alex Auld	1990.91	Trevor Linden	1976.77	Cesare Maniago
2004.05	-	1989.90	Kirk McLean	1975.76	Don Lever
2003.04	Markus Naslund	1988.89	Trevor Linden	1974.75	Gary Smith
2002.03	Markus Naslund	1987.88	Tony Tanti	1973.74	Gary Smith
2001.02	Markus Naslund	1986.87	Barry Pederson	1972.73	Orland Kurtenbach
2000.01	Markus Naslund	1985.86	Stan Smyl	1971.72	Orland Kurtenbach
1999.00	Mark Messier	1984.85	Richard Brodeur	1970.71	Orland Kurtenbach
1998.99	Markus Naslund	1983.84	Patrik Sundstrom		

CYRUS H. MCLEAN TROPHY

Awarded annually to the Canucks leading point scorer at the end of the season.

2012.13	Henrik Sedin	1998.99	Markus Naslund	1983.84	Patrik Sundstrom
2011.12	Henrik Sedin	1997.98	Pavel Bure	1982.83	Stan Smyl
2010.11	Daniel Sedin	1996.97	Alexander Mogilny	1981.82	Thomas Gradin
2009.10	Henrik Sedin	1995.96	Alexander Mogilny	1980.81	Thomas Gradin
2008.09	Daniel Sedin & Henrik Sedin	1994.95	Pavel Bure	1979.80	Stan Smyl
2007.08	Henrik Sedin	1993.94	Pavel Bure	1978.79	Ron Sedlbauer
2006.07	Daniel Sedin	1992.93	Pavel Bure	1977.78	Mike Walton
2005.06	Daniel Sedin	1991.92	Trevor Linden	1976.77	Rick Blight
2004.05	Markus Naslund	1990.91	Trevor Linden	1975.76	Dennis Vervegaert
2003.04	-	1989.90	Dan Quinn	1974.75	Andre Boudrias
2002.03	Markus Naslund	1988.89	Petri Skriko	1973.74	Andre Boudrias
2001.02	Markus Naslund	1987.88	Tony Tanti	1972.73	Bobby Schmautz
2000.01	Markus Naslund	1986.87	Tony Tanti	1971.72	Andre Boudrias & Orland Kurtenbach
1999.00	Markus Naslund	1985.86	Petri Skriko		Orland Kurtenbach
1998.99	Markus Naslund	1984.85	Patrik Sundstrom	1970.71	Andre Boudrias

BABE PRATT TROPHY

The Canucks most outstanding defenceman as chosen by the fans.

2012.13	Dan Hamhuis	1998.99	Adrian Aucoin	1984.85	Doug Lidster
2011.12	Alex Edler	1997.98	Mattias Ohlund	1983.84	Rick Lanz
2010.11	Christian Ehrhoff	1996.97	Jyrki Lumme	1982.83	Doug Halward
2009.10	Christian Ehrhoff	1995.96	Jyrki Lumme	1981.82	Harold Snepsts
2008.09	Willie Mitchell	1994.95	Jeff Brown	1980.81	Kevin McCarthy
2007.08	Willie Mitchell	1993.94	Jyrki Lumme	1979.80	Harold Snepsts
2006.07	Kevin Bieksa	1992.93	Dana Murzyn	1978.79	Harold Snepsts
2005.06	Mattias Ohlund	1991.92	Jyrki Lumme	1977.78	Harold Snepsts
2004.05	-	1990.91	Doug Lidster	1976.77	Dennis Kearns
2003.04	Mattias Ohlund	1989.90	Paul Reinhart	1975.76	Dennis Kearns
2002.03	Ed Jovanovski	1988.89	Paul Reinhart	1974.75	Bob Dailey
2001.02	Ed Jovanovski	1987.88	Jim Benning	1973.74	Jocelyn Guevremont
2000.01	Ed Jovanovski	1986.87	Doug Lidster	1972.73	Barry Wilkins
1999.00	Mattias Ohlund	1985.86	Doug Lidster		

NHL AWARDS & ALL-STARS

FRED J. HUME AWARD

Awarded annually to the unsung hero as selected by the Canucks Booster Club.

2012.13	Jannik Hansen	1997.98	Brian Noonan	1982.83	Doug Halward
2011.12	Chris Higgins	1996.97	Mike Sillinger	1981.82	Lars Lindgren
2010.11	Jannik Hansen	1995.96	Martin Gelinas	1980.81	Per-Olov Brasar
2009.10	Mason Raymond	1994.95	Martin Gelinas	1979.80	Kevin McCarthy
2008.09	Steve Bernier	1993.94	John McIntyre	1978.79	Harold Snepsts
2007.08	Alex Burrows	1992.93	Cliff Ronning	1977.78	Hilliard Graves
2006.07	Kevin Bieksa	1991.92	Garry Valk	1976.77	Hilliard Graves
2005.06	Jarkko Ruutu	1990.91	Steve Bozek	1975.76	Mike Robitaille
2004.05	—	1989.90	Steve Bozek	1974.75	Garry Monahan
2003.04	Brent Sopel	1988.89	Rich Sutter	1973.74	Don Lever
2002.03	Matt Cooke	1987.88	Rich Sutter	1972.73	Dennis Kearns
2001.02	Scott Lachance	1986.87	Garth Butcher	1971.72	Ron Ward
2000.01	Murray Baron	1985.86	Brent Peterson	1970.71	Barry Wilkins
1999.00	Andrew Cassels	1984.85	Doug Lidster		
1998.99	Adrian Aucoin	1983.84	Jiri Bubla		

MOST EXCITING PLAYER

2012.13	Jannik Hansen	1997.98	Pavel Bure	1982.83	Darcy Rota
2011.12	David Booth	1996.97	Martin Gelinas	1981.82	Thomas Gradin
2010.11	Ryan Kesler	1995.96	Alexander Mogilny	1980.81	Tiger Williams
2009.10	Alex Burrows	1994.95	Pavel Bure	1979.80	Stan Smyl
2008.09	Alex Burrows	1993.94	Pavel Bure	1978.79	Thomas Gradin
2007.08	Alex Burrows	1992.93	Pavel Bure	1977.78	Hilliard Graves
2006.07	Roberto Luongo	1991.92	Pavel Bure	1976.77	Bobby Lalonde
2005.06	Anson Carter	1990.91	Trevor Linden	1975.76	Bobby Lalonde
2004.05	—	1989.90	Brian Bradley	1974.75	Bobby Lalonde
2003.04	Todd Bertuzzi	1988.89	Trevor Linden	1973.74	Don Lever
2002.03	Todd Bertuzzi	1987.88	Tony Tanti	1972.73	Bobby Schmautz
2001.02	Todd Bertuzzi	1986.87	Tony Tanti	1971.72	Andre Boudrias
2000.01	Markus Naslund	1985.86	Tony Tanti	1970.71	Andre Boudrias
1999.00	Todd Bertuzzi	1984.85	Tony Tanti		
1998.99	Markus Naslund	1983.84	Tony Tanti		

NHL AWARDS

AWARDS

Hart Memorial Trophy

2010 Henrik Sedin

Art Ross Trophy

2011 Daniel Sedin

2010 Henrik Sedin

Frank J. Selke Trophy

2011 Ryan Kesler

Scotiabank Fan Fav Award

2009 Roberto Luongo

Jack Adams Award

2007 Alain Vigneault

1992 Pat Quinn

General Manager of the Year

2011 Michael D. Gillis

William M. Jennings Trophy

2011 Roberto Luongo & Cory Schneider

Ted Lindsay Award (Lester B. Pearson)

2011 Daniel Sedin

2003 Markus Naslund

NHL Foundation Player Award

2008 Trevor Linden

King Clancy Award

1997 Trevor Linden

Calder Trophy

1992 Pavel Bure

Bud Light/NHL Man-of-the-Year

1992 Ryan Walter

NHL ALL-STARS

ALL-STARS

LW	Daniel Sedin	First Team	2011	LW	Markus Naslund	First Team	2003	RW	Pavel Bure	First Team	1994
C	Henrik Sedin	First Team	2011	RW	Todd Bertuzzi	First Team	2003	G	Kirk McLean	Second Team	1992
C	Henrik Sedin	First Team	2010	LW	Markus Naslund	First Team	2002	C	Trevor Linden	All-Rookie Team	1989
LW	Daniel Sedin	Second Team	2010	D	Mattias Ohlund	All-Rookie Team	1998	RW	Jim Sandlak	All-Rookie Team	1987
G	Roberto Luongo	First Team	2007	RW	Alex Mogilny	Second Team	1996				
LW	Markus Naslund	First Team	2004	G	Corey Hirsch	All-Rookie Team	1996				

REGULAR SEASON MONTHLY RECORDS

ALL-STAR GAME REPRESENTATIVES

2013	No All-Star Game		Marc Crawford (Assistant Coach)	1992	Trevor Linden, Kirk McLean
2012	Daniel Sedin Henrik Sedin Alex Edler Cody Hodgson (YoungStars)	2003	Markus Naslund Todd Bertuzzi Ed Jovanovski (Marc Crawford, first Canucks Head Coach named to coach All-Star Team)	1991	Trevor Linden
2011	Ryan Kesler Daniel Sedin Henrik Sedin Alain Vigneault (coach)	2002	Markus Naslund Ed Jovanovski	1990	Kirk McLean
2010	No All-Star Game	2001	Markus Naslund Ed Jovanovski	1989	Paul Reinhart
2009	Roberto Luongo Mason Raymond (YoungStars Sophomore)	2000	Mark Messier	1988	Greg Adams
2008	Henrik Sedin Roberto Luongo (Voted a starter – unable to attend)	1999	Markus Naslund Mattias Ohlund	1987	Rendez-Vous (no game)
2007	Roberto Luongo (Voted a starter)	1998	Pavel Bure Mark Messier	1986	Tony Tanti
2006	No All-Star Game	1997	Pavel Bure	1985	Thomas Gradin
2005	No All-Star Game	1996	Alexander Mogilny Pavel Bure (fan vote, could not play due to injury)	1984	Darcy Rota, (replaced Tony Tanti)
2004	Markus Naslund (Western Conference Team Captain) Todd Bertuzzi (Voted a starter)	1995	No All-Star Game	1983	John Garrett (replaced Richard Brodeur)
		1994	Pavel Bure (fan vote)	1982	Harold Snepsts
		1993	Pavel Bure (fan vote)	1981	Tiger Williams, Kevin McCarthy (vote)
				1980	Lars Lindgren
				1979	Challenge Cup (no game)
				1978	Dennis Ververgaert
				1977	Harold Snepsts
				1976	Dennis Ververgaert
				1975	Gary Smith (vote), Tracy Pratt
				1974	Bobby Schmautz, Jocelyn Gueuremont
				1973	Bobby Schmautz
				1972	Dale Tallon
				1971	Dale Tallon

REGULAR SEASON MONTH BY MONTH RECORD

SEASON	OCT	NOV	DEC	JAN	FEB	MAR	APR	MAY
1970.71	3-6-2	6-7-1	5-7-0	1-10-2	3-7-1	5-8-2	1-1-0	
1971.72	4-7-2	3-7-2	2-8-0	5-6-1	2-12-1	3-10-2	1-0-0	
1972.73	3-7-1	5-7-1	3-7-4	3-9-1	2-11-1	6-6-1	DNP	
1973.74	4-3-1	1-9-3	3-8-2	4-9-1	5-5-3	5-8-1	2-1-0	
1974.75	5-3-2	10-3-2	5-4-1	3-10-0	5-5-1	5-7-4	3-0-0	
1975.76	3-6-2	5-5-3	5-4-1	5-5-4	7-7-1	6-5-4	2-0-0	
1976.77	4-7-1	2-10-1	4-9-1	5-6-2	3-7-2	6-2-6	1-1-0	
1977.78	3-3-2	3-7-3	4-5-4	4-7-3	2-9-2	3-11-2	1-1-1	
1978.79	4-5-1	5-8-1	4-8-1	4-6-4	2-6-3	5-9-1	1-0-2	
1979.80	4-3-3	6-5-3	4-8-1	1-11-1	4-5-3	5-5-5	3-0-0	
1980.81	6-3-1	7-4-4	4-4-5	3-5-5	2-9-2	6-5-2	0-2-1	
1981.82	4-5-3	7-5-1	3-7-4	3-7-3	7-3-3	4-6-3	2-0-0	
1982.83	4-6-2	5-5-4	4-6-2	4-7-2	4-7-1	9-4-3	0-0-1	
1983.84	5-6-1	6-6-1	4-8-2	4-8-2	7-7-1	6-4-2	DNP	
1984.85	1-10-0	3-9-2	4-6-3	5-7-2	5-5-1	7-7-0	0-2-1	
1985.86	5-4-2	4-9-1	4-8-1	3-6-3	2-7-2	4-7-4	1-3-0	
1986.87	2-7-1	5-8-1	4-8-1	4-8-3	4-7-2	7-5-0	3-0-0	
1987.88	2-6-1	6-7-1	4-8-3	4-9-2	5-8-0	3-8-2	1-0-0	
1988.89	5-5-2	6-7-3	4-7-0	5-6-2	8-5-0	5-7-1	0-2-0	
1989.90	7-5-1	2-7-3	3-7-4	2-11-1	6-6-2	5-5-3	DNP	
1990.91	6-6-0	6-6-2	5-9-1	2-9-2	5-6-2	4-7-2	DNP	
1991.92	9-3-1	7-4-2	6-4-3	7-3-1	5-6-2	7-5-2	1-1-1	
1992.93	5-4-1	9-5-1	9-1-1	6-4-5	6-5-0	5-8-1	6-2-0	
1993.94	7-3-0	7-7-0	5-8-0	6-5-2	5-5-1	8-8-0	3-4-0	
1994.95	–	–	–	1-3-1	4-4-5	6-6-2	7-5-3	0-0-1
1995.96	4-4-2	2-7-5	6-4-3	5-5-2	7-4-3	6-8-0	2-3-0	
1996.97	5-5-0	8-5-0	3-9-1	8-4-1	4-9-0	4-8-3	3-0-2	
1997.98	3-8-2	6-6-1	2-9-3	3-9-2	4-1-1	4-6-4	3-4-1	
1998.99	4-4-1	5-9-0	4-6-3	3-6-2	3-8-3	3-9-2	1-5-1	
1999.00	7-3-2 (1)	3-5-4	2-6-1 (2)	3-5-3 (3)	6-5-2	7-4-2 (2)	2-1-1	
2000.01	6-2-2 (1)	7-6-1 (1)	6-3-1 (2)	8-7-0	6-3-1 (1)	2-4-6 (2)	1-3-0	
2001.02	4-8-1	7-7-2	5-7-1	10-2-1 (1)	2-1-1 (2)	9-5-0	5-0-1	
2002.03	3-4-4	12-1-0	7-6-1	7-5-2	9-1-2	7-5-3 (1)	0-1-1	
2003.04	7-2-2	7-4-1 (2)	7-3-3	9-5-1	5-5-0 (2)	6-5-3 (1)	2-0-0	
2004.05	–	–	–	–	–	–	–	
2005.06	8-2-2	8-6-0	5-4-3	9-6-0	4-3-0	6-7-2	2-4-1	
2006.07	7-5-1	5-8-0	8-5-0	8-1-3	8-3-1	11-2-2	2-2-0	
2007.08	5-7-0	9-2-2	8-5-2	4-7-1	6-1-5	7-8-0	0-3-0	
2008.09	6-5-0	8-3-2	6-7-1	2-5-5	9-2-0	11-3-1	3-2-1	
2009.10	7-7-0	7-5-0	10-4-1	10-2-1	3-4-0	9-4-2	3-2-1	
2010.11	4-3-2	8-4-1	11-1-2	8-2-4	8-5-0	13-2-0	2-2-0	
2011.12	5-5-1	9-4-0	10-4-1	7-2-2	9-1-4	9-5-1	2-1-0	
2012.13	–	–	–	3-2-2	7-3-2	9-5-2	7-5-1	

SEASON OPENERS/HOME OPENERS

SEASON	DATE	RESULT	HOME	VISITOR
2012.13	Jan. 19	Loss	Vancouver	3
2011.12	Oct. 6	Overtime	Vancouver	3
2010.11	Oct. 9	Overtime	Vancouver	1
2009.10	Oct. 1	Loss	Calgary	5
2008.09	Oct. 9	Win	Vancouver	6
2007.08	Oct. 5	Loss	Vancouver	1
2006.07	Oct. 5	Win	Detroit	1
2005.06	Oct. 5	Win	Vancouver	3
2004.05	—	—	—	—
2003.04	Oct. 9	Win	Vancouver	4
2002.03	Oct. 10	Win	Calgary	0
2001.02	Oct. 4	Loss	Vancouver	4
2000.01	Oct. 5	Loss	Philadelphia	6
1999.00	Oct. 2	Win	Vancouver	2
1998.99	Oct. 12	Win	Vancouver	4
1997.98	Oct. 4	Win	Vancouver	3
1996.97	Oct. 5	Win	Vancouver	3
1995.96	Oct. 9	Loss	Vancouver	3
1994.95	Jan. 20	Tie	Vancouver	1
1993.94	Oct. 6	Win	Los Angeles	2
1992.93	Oct. 6	Win	Edmonton	4
1991.92	Oct. 4	Win	Vancouver	4
1990.91	Oct. 4	Loss	Calgary	3
1989.90	Oct. 5	Loss	Vancouver	1
1988.89	Oct. 6	Tie	Vancouver	2
1987.88	Oct. 8	Win	Vancouver	8
1986.87	Oct. 11	Win	Vancouver	4
1985.86	Oct. 10	Win	Los Angeles	5
1984.85	Oct. 11	Loss	Vancouver	2
1983.84	Oct. 5	Loss	Vancouver	3
1982.83	Oct. 5	Win	Vancouver	2
1981.82	Oct. 6	Win	Vancouver	4
1980.81	Oct. 10	Win	Vancouver	5
1979.80	Oct. 9	Loss	Vancouver	2
1978.79	Oct. 11	Win	Vancouver	8
1977.78	Oct. 12	Loss	NY Rangers	6
1976.77	Oct. 6	Loss	Pittsburgh	9
1975.76	Oct. 8	Win	Minnesota	2
1974.75	Oct. 9	Tie	Vancouver	3
1973.74	Oct. 10	Loss	Boston	6
1972.73	Oct. 7	Win	Vancouver	3
1971.72	Oct. 8	Loss	Vancouver	2
1970.71	Oct. 9	Loss	Vancouver	1

HOME OPENERS

Season	R	Home	Visitor	Season	R	Home	Visitor
2012.13	L	Vancouver	3	1990.91	L	Vancouver	2
2011.12	O	Vancouver	3	1989.90	L	Vancouver	1
2010.11	O	Vancouver	1	1988.89	T	Vancouver	2
2009.10	L	Vancouver	3	1987.88	W	Vancouver	8
2008.09	W	Vancouver	6	1986.87	W	Vancouver	4
2007.08	L	Vancouver	1	1985.86	L	Vancouver	3
2006.07	L	Vancouver	4	1984.85	L	Vancouver	2
2005.06	W	Vancouver	3	1983.84	L	Vancouver	3
2004.05	—	—	—	1982.83	W	Vancouver	2
2003.04	W	Vancouver	4	1981.82	W	Vancouver	4
2002.03	W	Vancouver	5	1980.81	W	Vancouver	5
2001.02	L	Vancouver	4	1979.80	L	Vancouver	2
2000.01	L	Vancouver	2	1978.79	W	Vancouver	8
1999.00	W	Vancouver	2	1977.78	W	Vancouver	3
1998.99	W	Vancouver	4	1976.77	W	Vancouver	4
1997.98	W	Vancouver	3	1975.76	W	Vancouver	7
1996.97	W	Vancouver	3	1974.75	T	Vancouver	3
1995.96	L	Vancouver	3	1973.74	W	Vancouver	2
1994.95	T	Vancouver	1	1972.73	W	Vancouver	3
1993.94	L	Vancouver	1	1971.72	L	Vancouver	2
1992.93	W	Vancouver	5	1970.71	L	Vancouver	1
1991.92	W	Vancouver	4				

ROAD OPENERS / SEASON BY SEASON

ROAD OPENERS

Season	R	Home	Visitor	Season	R	Home	Visitor
2012.13	W	Anaheim	0 Vancouver 5	1990.91	L	Calgary	3 Vancouver 2 OT
2011.12	W	Columbus	2 Vancouver 3	1989.90	W	Edmonton	2 Vancouver 5
2010.11	L	Anaheim	4 Vancouver 3	1988.89	W	Edmonton	2 Vancouver 6
2009.10	L	Calgary	5 Vancouver 3	1987.88	W	Los Angeles	2 Vancouver 4
2008.09	W	Calgary	4 Vancouver 5 OT	1986.87	L	New Jersey	3 Vancouver 2
2007.08	W	Calgary	3 Vancouver 4 OT	1985.86	W	Los Angeles	5 Vancouver 6
2006.07	W	Detroit	1 Vancouver 3	1984.85	W	Los Angeles	5 Vancouver 6 OT
2005.06	O	Edmonton	4 Vancouver 3 SO	1983.84	L	St. Louis	3 Vancouver 2
2004.05	-	-	-	1982.83	T	Los Angeles	3 Vancouver 3
2003.04	L	Columbus	3 Vancouver 2	1981.82	T	Calgary	1 Vancouver 1
2002.03	W	Calgary	0 Vancouver 3	1980.81	L	Chicago	4 Vancouver 2
2001.02	L	Colorado	5 Vancouver 4	1979.80	T	Edmonton	4 Vancouver 4
2000.01	L	Philadelphia	6 Vancouver 3	1978.79	T	Chicago	3 Vancouver 3
1999.00	T	Calgary	4 Vancouver 4	1977.78	L	NY Rangers	6 Vancouver 3
1998.99	L	Carolina	3 Vancouver 1	1976.77	L	Pittsburgh	9 Vancouver 5
1997.98	L	Anaheim	3 Vancouver 2	1975.76	W	Minnesota	2 Vancouver 3
1996.97	L	Edmonton	2 Vancouver 0	1974.75	W	St. Louis	4 Vancouver 6
1995.96	T	Los Angeles	7 Vancouver 7	1973.74	L	Boston	6 Vancouver 4
1994.95	L	Detroit	6 Vancouver 3	1972.73	L	NY Rangers	5 Vancouver 3
1993.94	W	Los Angeles	2 Vancouver 5	1971.72	W	California	6 Vancouver 9
1992.93	W	Edmonton	4 Vancouver 5	1970.71	L	St. Louis	4 Vancouver 1
1991.92	W	San Jose	2 Vancouver 5				

SEASON BY SEASON RECORDS

Season	GP	W	L	T	GF*	GA*	PTS	Div Finish
1970.71	78	24	46	8	229	296	56	6th
1971.72	78	20	50	8	203	297	48	7th
1972.73	78	22	47	9	233	339	51	7th
1973.74	78	24	43	11	224	296	59	7th
1974.75	80	38	32	10	271	254	86	1st
1975.76	80	33	32	15	271	272	81	2nd
1976.77	80	25	42	13	235	294	63	4th
1977.78	80	20	43	17	239	320	57	3rd
1978.79	80	25	42	13	217	291	63	2nd
1979.80	80	27	37	16	256	281	70	3rd
1980.81	80	28	32	20	289	301	76	3rd
1981.82	80	30	33	17	290	286	77	2nd
1982.83	80	30	35	15	303	309	75	3rd
1983.84	80	32	39	9	306	328	73	3rd
1984.85	80	25	46	9	284	401	59	5th
1985.86	80	23	44	13	282	333	59	4th
1986.87	80	29	43	8	282	314	66	5th
1987.88	80	25	46	9	272	320	59	5th
1988.89	80	33	39	8	251	253	74	4th
1989.90	80	25	41	14	245	306	64	5th
1990.91	80	28	43	9	243	315	65	4th
1991.92	80	42	26	12	285	250	96	1st
1992.93	84	46	29	9	346	278	101	1st
1993.94	84	41	40	3	279	276	85	2nd
1994.95	48	18	18	12	153	148	48	2nd
1995.96	82	32	35	15	278	278	79	2nd
1996.97	82	35	40	7	257	273	77	4th
1997.98	82	25	43	14	224	273	64	7th
1998.99	82	23	47	12	192	258	58	4th
1999.00	82	30	29	15(8)	227	237	83	3rd
2000.01	82	36	28	11(7)	239	238	90	3rd
2001.02	82	42	30	7(3)	254	211	94	2nd
2002.03	82	45	23	13(1)	264	208	104	2nd
2003.04	82	43	24	10(5)	235	194	101	1st
2004.05	-	-	-	-	-	-	-	-
2005.06	82	42	32	8	256	255	92	4th
2006.07	82	49	26	7	222	201	105	1st
2007.08	82	39	33	10	213	215	88	5th
2008.09	82	45	27	10	246	220	100	1st
2009.10	82	49	28	5	272	222	103	1st
2010.11	82	54	19	9	262	185	117	1st
2011.12	82	51	22	9	249	198	111	1st
2012.13	48	26	15	7	127	121	59	1st

*Totals include shootout goals

PLAYOFFS

GP	W	L	GF	GA
-	-	-	-	-
-	-	-	-	-
-	-	-	-	-
-	-	-	-	-
5	1	4	9	20
2	0	2	4	8
-	-	-	-	-
-	-	-	-	-
3	1	2	9	15
4	1	3	7	15
3	0	3	7	13
17	11	6	57	50
4	1	3	14	17
4	1	3	13	14
-	-	-	-	-
3	0	3	5	17
-	-	-	-	-
-	-	-	-	-
7	3	4	20	26
-	-	-	-	-
6	2	4	17	25
13	6	7	44	35
12	6	6	46	43
24	15	9	76	61
11	4	7	33	38
6	2	4	17	24
-	-	-	-	-
-	-	-	-	-
-	-	-	-	-
4	0	4	9	16
4	2	4	16	22
14	7	7	34	47
7	3	4	16	19
-	-	-	-	-
-	-	-	-	-
12	5	7	21	26
-	-	-	-	-
10	6	4	30	28
12	6	6	43	41
25	15	10	58	69
5	1	4	8	12
4	0	4	8	15

SEASON BY SEASON / ATTENDANCE

HOME

Season	GP	W	L	T	GF*	GA*	PTS	PCT
1970.71	39	17	18	4	136	132	38	.487
1971.72	39	14	20	5	120	133	33	.423
1972.73	39	17	18	4	133	143	38	.487
1973.74	39	14	18	7	120	124	35	.449
1974.75	40	23	12	5	145	106	51	.638
1975.76	40	22	11	7	151	115	51	.638
1976.77	40	13	21	6	119	138	32	.400
1977.78	40	13	15	12	127	139	38	.475
1978.79	40	15	18	7	113	126	37	.463
1979.80	40	14	17	9	133	144	37	.463
1980.81	40	17	12	11	157	149	45	.563
1981.82	40	20	8	12	170	125	52	.650
1982.83	40	20	12	8	173	145	48	.600
1983.84	40	20	16	4	166	158	44	.550
1984.85	40	15	21	4	155	187	34	.425
1985.86	40	17	18	5	154	155	39	.488
1986.87	40	17	19	4	157	159	38	.475
1987.88	40	15	20	5	141	145	35	.438
1988.89	40	19	15	6	122	111	44	.550
1989.90	40	13	16	11	129	144	37	.463
1990.91	40	18	17	5	127	130	41	.513
1991.92	40	23	10	7	158	116	53	.663
1992.93	42	27	11	4	195	124	58	.690
1993.94	42	20	19	3	133	135	43	.512
1994.95	24	10	8	6	83	70	26	.542
1995.96	41	15	19	7	146	142	37	.451
1996.97	41	20	17	4	126	123	44	.537
1997.98	41	15	22	4	110	131	34	.415
1998.99	41	14	21	6	95	111	34	.415
1999.00	41	16	14	5(6)	123	123	43	.451
2000.01	41	21	12	5(3)	124	113	50	.573
2001.02	41	24	11	5(2)	139	100	55	.646
2002.03	41	22	13	6(0)	135	104	50	.610
2003.04	41	21	13	7(0)	118	102	49	.598
2004.05	-	-	-	-	-	-	-	-
2005.06	41	25	10	6	146	123	56	.683
2006.07	41	26	11	4	113	103	56	.683
2007.08	41	21	15	5	114	103	47	.573
2008.09	41	24	12	5	129	101	53	.646
2009.10	41	30	8	3	149	88	63	.768
2010.11	41	27	9	5	135	93	59	.720
2011.12	41	27	10	4	129	98	58	.707
2012.13	24	15	6	3	70	54	33	.688

ROAD

GP	W	L	T	GF*	GA*	PTS	PCT
39	7	28	4	93	164	18	.231
39	6	30	3	83	164	15	.192
39	5	29	5	100	196	15	.192
39	10	25	4	104	172	24	.308
40	15	20	5	126	148	35	.438
40	11	21	8	120	157	30	.375
40	12	21	7	116	156	31	.388
40	7	28	6	112	181	19	.238
40	10	24	6	104	164	26	.325
40	13	20	7	123	137	33	.413
40	11	20	9	132	152	31	.388
40	10	25	5	120	161	25	.313
40	10	23	7	130	164	27	.338
40	12	23	5	140	170	29	.363
40	10	25	5	129	214	25	.313
40	6	26	8	128	178	20	.250
40	12	24	4	125	155	28	.350
40	10	26	4	131	175	24	.300
40	14	24	2	129	142	30	.374
40	12	25	3	116	162	27	.338
40	10	26	4	116	185	24	.300
40	19	16	5	127	134	43	.538
42	19	18	5	151	154	43	.512
42	21	21	0	146	141	42	.500
24	8	10	6	70	78	22	.458
41	17	16	8	132	136	42	.512
41	15	23	3	131	150	33	.402
41	10	21	10	114	142	30	.366
41	9	26	6	97	147	24	.293
41	14	15	10(2)	104	114	40	.463
41	15	16	6(4)	115	125	40	.439
41	19	19	2(1)	115	111	42	.512
41	23	10	7(1)	115	104	54	.646
41	22	11	3(5)	117	92	52	.573
-	-	-	-	-	-	-	-
41	17	22	2	110	132	36	.439
41	23	15	3	109	98	49	.598
41	18	18	5	99	112	41	.500
41	21	15	5	117	119	47	.573
41	19	20	2	123	134	40	.488
41	27	10	4	127	92	58	.707
41	24	12	5	120	100	53	.646
24	11	9	4	57	67	26	.542

*Totals include shootout goals

ATTENDANCE RECORDS

SEASON	TOTAL	GAMES	AVERAGE
1970.71	598,591	39	15,577
1971.72	596,078	39	15,284
1972.73	619,726	39	15,890
1973.74	613,420	39	15,729
1974.75	625,203	40	15,630
1975.76	631,907	40	15,798
1976.77	621,890	40	15,547
1977.78	604,924	40	15,123
1978.79	544,893	40	13,622
1979.80	571,723	40	14,293
1980.81	581,350	40	14,534
1981.82	514,305	40	12,858
1982.83	568,240	40	14,206
1983.84	545,059	40	13,626
1984.85	445,872	40	11,147
1985.86	417,823	40	10,446
1986.87	416,252	40	10,406
1987.88	440,095	40	11,002
1988.89	550,280	40	13,772
1989.90	616,715	40	15,417
1990.91	606,036	40	15,150
1991.92	630,755	40	15,768

SEASON	TOTAL	GAMES	AVERAGE
1992.93	632,138	41	15,418
1993.94	624,272	41	15,226
1994.95	334,379	24	13,932
1995.96	729,629	41	17,795
1996.97	710,136	41	17,320
1997.98	684,748	40	17,119
1998.99	647,913	41	15,803
1999.00	600,612	41	14,649
2000.01	697,717	41	17,017
2001.02	726,226	41	17,713
2002.03	754,247	41	18,396
2003.04	763,830	41	18,630
2004.05	-	-	-
2005.06	763,830	41	18,630
2006.07	763,830	41	18,630
2007.08	763,830	41	18,630
2008.09	763,830	41	18,630
2009.10	771,210	41	18,810
2010.11	773,260	41	18,860
2011.12	774,490	41	18,890
2012.13	453,840	24	18,910*

*Through the 2012.13 season, Vancouver held a streak of 444 (including 2012.13 playoffs) consecutive sell-outs.

ALL-TIME COACHING RECORDS

REGULAR SEASON

Rk	Coach	GC	W	L	T/OT*	PCT
1	Alain Vigneault	540	313	170	57	.632
2	Marc Crawford	529	246	189	62(32)*	.554
3	Harry Neale	407	142	189	76	.442
4	Pat Quinn	280	141	111	28	.553
5	Bob McCammon	293	102	155	36	.409
6	Phil Maloney	232	95	105	32	.478
7	Tom Watt	160	52	87	21	.391
8	Roger Neilson	133	51	61	21	.462
9	Rick Ley	124	47	50	27	.488
10	Hal Laycoe	156	44	96	16	.333
11	Tom Renney	101	39	53	9	.386
12	Orland Kurtenbach	125	36	62	27	.396
13	Mike Keenan	108	36	54	18	.416
14	Vic Stasiuk	78	22	47	9	.340
15	Bill McCreary	41	9	25	7	.304
16	Bill LaForge	20	4	14	2	.250

*Bracket shows regulation ties

PLAYOFFS

GC	W	L	PCT
68	33	35	.485
31	12	19	.387
14	3	11	.214
61	31	30	.508
7	3	4	.428
7	1	6	.142
3	0	3	.000
21	12	9	.571
11	4	7	.364
—	—	—	—
—	—	—	—
—	—	—	—
—	—	—	—
—	—	—	—
—	—	—	—
—	—	—	—

SEASON-BY-SEASON COACHING RECORDS

REGULAR SEASON

Year	Coach	GC	W	L	T/OT	PTS	PCT
2012.13	Alain Vigneault	48	26	15	7	59	.615
2011.12	Alain Vigneault	82	51	22	9	111	.677
2010.11	Alain Vigneault	82	54	19	9	117	.713
2009.10	Alain Vigneault	82	49	28	5	103	.628
2008.09	Alain Vigneault	82	45	27	10	100	.610
2007.08	Alain Vigneault	82	39	33	10	88	.537
2006.07	Alain Vigneault	82	49	26	7	105	.640
2005.06	Marc Crawford	82	42	32	8	92	.561
2004.05	Marc Crawford	—	—	—	—	—	—
2003.04	Marc Crawford	82	43	24	10(5)	101	.585
2002.03	Marc Crawford	82	45	23	13(7)	104	.628
2001.02	Marc Crawford	82	42	30	7(3)	94	.554
2000.01	Marc Crawford	82	36	28	11(7)	90	.506
1999.00	Marc Crawford	82	30	29	15(8)	83	.457
1998.99	Marc Crawford	37	8	23	6	22	.297
	Mike Keenan	45	15	24	6	36	.400
1997.98	Mike Keenan	63	21	30	12	54	.429
	Tom Renney	19	4	13	2	10	.263
1996.97	Tom Renney	82	35	40	7	77	.470
1995.96	Pat Quinn	6	3	3	0	6	.500
	Rick Ley	76	29	32	15	73	.480
1994.95	Rick Ley	48	18	18	12	48	.500
1993.94	Pat Quinn	84	41	40	3	85	.506
1992.93	Pat Quinn	84	46	29	9	101	.601
1991.92	Pat Quinn	80	42	26	12	96	.600
1990.91	Pat Quinn	26	9	13	4	22	.423
	Bob McCammon	54	19	30	5	43	.398
1989.90	Bob McCammon	80	25	41	14	64	.400
1988.89	Bob McCammon	80	33	39	8	74	.462
1987.88	Bob McCammon	80	25	46	9	59	.368
1986.87	Tom Watt	80	29	43	8	66	.413
1985.86	Tom Watt	80	23	44	13	59	.369
1984.85	Harry Neale	60	21	32	7	49	.408
	Bill LaForge	20	4	14	2	10	.250
1983.84	Harry Neale	32	15	13	4	34	.531
	Roger Neilson	48	17	26	5	39	.405
1982.83	Roger Neilson	80	30	35	14	75	.469
1981.82	Roger Neilson	5	4	0	1	9	.900
	Harry Neale	75	26	33	16	68	.481
1980.81	Harry Neale	80	28	32	20	76	.475
1979.80	Harry Neale	80	27	37	16	70	.481
1978.79	Harry Neale	80	25	42	13	63	.394
1977.78	Orland Kurtenbach	80	20	43	17	57	.356
1976.77	Orland Kurtenbach	45	16	19	10	42	.467
	Phil Maloney	35	9	23	3	21	.300
1975.76	Phil Maloney	80	33	32	15	81	.506
1974.75	Phil Maloney	80	38	32	10	86	.538
1973.74	Phil Maloney	37	15	18	4	34	.460
	Bill McCreary	41	9	25	7	25	.304
1972.73	Vic Stasiuk	78	22	47	9	51	.340
1971.72	Hal Laycoe	78	20	50	8	48	.308
1970.71	Hal Laycoe	78	24	46	8	56	.359

GENERAL MANAGERS / CANUCKS CAPTAINS

GENERAL MANAGERS HISTORY

YEAR	GM	YEAR	GM
1970.71 to 1972.73	Norman Robert Poile	1985.86 to 1986.87	Jack Gordon
1973.74	Hal Laycoe	1987.88 to 1997.98	Pat Quinn
1974.75 to 1976.77	Phil Maloney	1998.99 to 2003.04	Brian Burke
1977.78 to 1981.82	Jake Milford	2004.05 to 2007.08	Dave Nonis
1982.83 to 1984.85	Harry Neale	2008.09 to	Michael D. Gillis

CANUCKS CAPTAINS

YEAR	CAPTAIN	YEAR	CAPTAIN
1970.71	Orland Kurtenbach	1992.93	Trevor Linden
1971.72	Orland Kurtenbach	1993.94	Trevor Linden
1972.73	Orland Kurtenbach	1994.95	Trevor Linden
1973.74	Orland Kurtenbach	1995.96	Trevor Linden
1974.75	Alternates only	1996.97	Trevor Linden
1975.76	Andre Boudrias	1997.98	Mark Messier
1976.77	Chris Oddleifson	1998.99	Mark Messier
1977.78	Don Lever	1999.00	Mark Messier
1978.79	Don Lever	2000.01	Markus Naslund
1979.80	Kevin McCarthy	2001.02	Markus Naslund
1980.81	Kevin McCarthy	2002.03	Markus Naslund
1981.82	Kevin McCarthy	2003.04	Markus Naslund
1982.83	Stan Smyl	2004.05	Markus Naslund
1983.84	Stan Smyl	2005.06	Markus Naslund
1984.85	Stan Smyl	2006.07	Markus Naslund
1985.86	Stan Smyl	2007.08	Markus Naslund
1986.87	Stan Smyl	2008.09	Roberto Luongo
1987.88	Stan Smyl	2009.10	Roberto Luongo
1988.89	Stan Smyl	2010.11	Henrik Sedin
1989.90	Stan Smyl	2011.12	Henrik Sedin
1990.91	Trevor Linden, Doug Lidster, Dan Quinn	2012.13	Henrik Sedin
1991.92	Trevor Linden		

REGULAR SEASON RECORD IN OVERTIME GAMES

OVERTIME RECORD: 106-62-238*

HOME RECORD: 54-28-119

ROAD RECORD: 52-34-119

Year	Goal Scorer	Date	Time	Score	Opponent	Goalie
1983.84 (3-4-9)	Patrik Sundstrom	Oct. 28	1:03	5-4	vs Hartford	Greg Millen
	Eddie Beers	Oct. 30	4:02	3-4	@ Calgary	Richard Brodeur
	Bengt Gustafsson	Nov. 4	1:01	4-5	@ Washington	Richard Brodeur
	Marcel Dionne	Dec. 26	1:00	4-5	vs Los Angeles	Frank Caprice
	Doug Risebrough	Feb. 23	3:33	2-3	@ Calgary	Frank Caprice
	Rick Lanz	Mar. 9	2:18	4-3	vs Chicago	Murray Bannerman
	Tony Tanti	Mar. 23	3:16	4-3	@ Winnipeg	Doug Soetaert
	Gary Lupul	Oct. 13	1:10	6-5	@ Los Angeles	Darren Eliot
	Peter McNab	Dec. 8	1:24	3-2	vs Edmonton	Grant Fuhr
	Ken Linseman	Dec. 15	0:33	1-2	@ Boston	Richard Brodeur
1984.85 (7-1-9)	Jere Gillis	Jan. 15	1:54	6-5	vs NY Islanders	Billy Smith
	Tony Tanti	Jan. 30	4:43	5-4	vs Montreal	Steve Penney
	Petri Skriko	Feb. 1	1:11	4-3	vs Hartford	Steve Weeks
	Thomas Gradin	Feb. 16	0:26	3-2	vs Boston	Pete Peeters
	Jean-Marc Lanthier	Mar. 3	2:47	7-6	@ Hartford	Mike Liut
	Joe Mullen	Nov. 16	2:09	5-6	@ St. Louis	Frank Caprice
	Jim Peplinski	Jan. 9	0:13	4-5	@ Calgary	Wendell Young
	Dave Lowry	Mar. 28	4:28	2-1	vs Los Angeles	Roland Melanson
	David Bruce	Jan. 7	1:26	3-2	@ Montreal	Brian Hayward
	Tony Tanti	Mar. 20	1:03	6-5	vs Winnipeg	Eldon Reddick
1985.86 (1-2-13)	Charlie Huddy	Oct. 23	2:51	4-5	vs Edmonton	Kirk McLean
	Ray Bourque	Dec. 17	2:16	2-3	@ Boston	Kirk McLean
	Laurie Boschman	Oct. 14	2:14	3-4	@ Winnipeg	Kirk McLean
	Mike Ridley	Oct. 25	2:55	3-4	vs Washington	Steve Weeks
	Petri Skriko	Nov. 5	0:34	3-2	@ Hartford	Mike Liut
	Joe Nieuwendyk	Dec. 26	3:04	2-3	vs Calgary	Troy Gamble
	Kelly Kisio	Jan. 21	1:59	4-5	vs NY Rangers	Kirk McLean
	Jim Sandlak	Feb. 23	4:42	2-1	vs Toronto	Allan Bester
	Greg Paslawski	Nov. 8	0:46	2-3	@ Winnipeg	Steve Weeks
	V. Damphousse	Nov. 29	3:48	2-3	vs Toronto	Kirk McLean
1988.89 (2-4-8)	Bernie Nicholls	Dec. 6	2:51	4-5	@ Los Angeles	Kirk McLean
	Jamie Macoun	Dec. 20	4:46	1-2	@ Calgary	Kirk McLean
	Dan Quinn	Jan. 18	3:39	3-2	@ Philadelphia	Ken Wregget
	Theoren Fleury	Feb. 1	4:51	3-4	@ Calgary	Steve Weeks
	Jyrki Lumme	Mar. 15	2:19	6-5	@ St. Louis	Curtis Joseph
	Tim Sweeney	Oct. 4	1:07	2-3	@ Calgary	Kirk McLean
	Petri Skriko	Oct. 14	1:32	5-4	vs Edmonton	Bill Ranford
	Joe Sakic	Dec. 10	4:05	2-3	vs Quebec	Kirk McLean
	Murray Baron	Mar. 13	3:09	4-5	vs Philadelphia	Troy Gamble
	Geoff Courttnall	Mar. 17	1:15	5-4	vs Los Angeles	Daniel Berthiaume
1991.92 (4-1-12)	Geoff Courttnall	Mar. 28	1:49	3-2	vs Winnipeg	Bob Essensa
	Geoff Courttnall	Oct. 8	3:32	3-2	@ Winnipeg	Bob Essensa
	Dave Babych	Nov. 22	2:14	6-5	vs Calgary	Mike Vernon
	Tom Fergus	Jan. 25	2:12	1-0	@ St. Louis	Curtis Joseph
	Ray Ferraro	Feb. 6	2:48	4-5	vs NY Islanders	Troy Gamble
	Pavel Bure	Feb. 23	2:52	2-1	vs Boston	Andy Moog
	Geoff Courttnall	Apr. 7	1:33	5-4	vs Edmonton	Ron Tugnutt
	Geoff Courttnall	Oct. 24	0:28	3-2	vs San Jose	Arturs Irbe
	Sergei Fedorov	Nov. 24	1:18	4-5	vs Detroit	Kirk McLean
	Dixon Ward	Nov. 29	0:15	2-1	vs Chicago	Ed Belfour
1993.94 (5-4-3)	Gilbert Dionne	Dec. 6	3:21	3-4	@ Montreal	Kirk McLean
	Cliff Ronning	Dec. 9	0:37	3-2	@ Boston	Jon Casey
	Pavel Bure	Jan. 24	0:54	5-4	@ Edm (@SK)	Bill Ranford
	Dave Gagner	Jan. 27	3:36	2-3	vs Dallas	Kirk McLean
	Paul Broten	Mar. 20	0:13	1-2	@ Dallas	Kay Whitmore
	Murray Craven	Mar. 28	3:57	3-2	vs Toronto	Felix Potvin
	Murray Craven	Apr. 25	2:00	3-4	@ Chicago	Kirk McLean
	Petr Klima	Nov. 18	2:06	4-5	@ Tampa Bay	Kirk McLean
	Chris Therien	Nov. 19	0:32	2-3	@ Philadelphia	Kirk McLean
	Alex Hicks	Jan. 24	1:34	1-2	vs Anaheim	Corey Hirsch
1995.96 (1-4-15)	Steve Thomas	Jan. 30	3:46	2-3	vs New Jersey	Corey Hirsch
	Russ Courttnall	Feb. 9	0:21	3-2	@ Edmonton	Fred Brathwaite
	Rick Tocchet	Oct. 14	4:45	4-5	vs Boston	Kirk McLean
	Esa Tikkanen	Nov. 1	0:42	5-4	@ Edmonton	Curtis Joseph
	Bryan McCabe	Nov. 13	0:45	4-5	@ NY Islanders	Corey Hirsch
	Chris Joseph	Nov. 21	3:51	2-1	vs Chicago	Jeff Hackett
	Mike Sillinger	Dec. 4	3:38	7-6	@ Buffalo	Dominik Hasek
	Alex Mogilny	Jan. 22	1:24	4-3	@ Chicago	Jeff Hackett
	Jyrki Lumme	Jan. 30	1:30	2-1	vs NY Islanders	Tommy Salo
	1996.97 (5-2-7)	Petr Klima	Nov. 18	2:06	4-5	@ Tampa Bay
Chris Therien		Nov. 19	0:32	2-3	@ Philadelphia	Kirk McLean
Alex Hicks		Jan. 24	1:34	1-2	vs Anaheim	Corey Hirsch
Steve Thomas		Jan. 30	3:46	2-3	vs New Jersey	Corey Hirsch
Russ Courttnall		Feb. 9	0:21	3-2	@ Edmonton	Fred Brathwaite
Rick Tocchet		Oct. 14	4:45	4-5	vs Boston	Kirk McLean
Esa Tikkanen		Nov. 1	0:42	5-4	@ Edmonton	Curtis Joseph
Bryan McCabe		Nov. 13	0:45	4-5	@ NY Islanders	Corey Hirsch
Chris Joseph		Nov. 21	3:51	2-1	vs Chicago	Jeff Hackett
Mike Sillinger		Dec. 4	3:38	7-6	@ Buffalo	Dominik Hasek
1998.89 (2-4-8)	Alex Mogilny	Jan. 22	1:24	4-3	@ Chicago	Jeff Hackett
	Jyrki Lumme	Jan. 30	1:30	2-1	vs NY Islanders	Tommy Salo
	Petr Klima	Nov. 18	2:06	4-5	@ Tampa Bay	Kirk McLean
	Chris Therien	Nov. 19	0:32	2-3	@ Philadelphia	Kirk McLean
	Alex Hicks	Jan. 24	1:34	1-2	vs Anaheim	Corey Hirsch
	Steve Thomas	Jan. 30	3:46	2-3	vs New Jersey	Corey Hirsch
	Russ Courttnall	Feb. 9	0:21	3-2	@ Edmonton	Fred Brathwaite
	Rick Tocchet	Oct. 14	4:45	4-5	vs Boston	Kirk McLean
	Esa Tikkanen	Nov. 1	0:42	5-4	@ Edmonton	Curtis Joseph
	Bryan McCabe	Nov. 13	0:45	4-5	@ NY Islanders	Corey Hirsch
1999.90 (2-5-14)	Chris Joseph	Nov. 21	3:51	2-1	vs Chicago	Jeff Hackett
	Mike Sillinger	Dec. 4	3:38	7-6	@ Buffalo	Dominik Hasek
	Alex Mogilny	Jan. 22	1:24	4-3	@ Chicago	Jeff Hackett
	Jyrki Lumme	Jan. 30	1:30	2-1	vs NY Islanders	Tommy Salo
	Petr Klima	Nov. 18	2:06	4-5	@ Tampa Bay	Kirk McLean
	Chris Therien	Nov. 19	0:32	2-3	@ Philadelphia	Kirk McLean
	Alex Hicks	Jan. 24	1:34	1-2	vs Anaheim	Corey Hirsch
	Steve Thomas	Jan. 30	3:46	2-3	vs New Jersey	Corey Hirsch
	Russ Courttnall	Feb. 9	0:21	3-2	@ Edmonton	Fred Brathwaite
	Rick Tocchet	Oct. 14	4:45	4-5	vs Boston	Kirk McLean
2000.01 (5-2-7)	Esa Tikkanen	Nov. 1	0:42	5-4	@ Edmonton	Curtis Joseph
	Bryan McCabe	Nov. 13	0:45	4-5	@ NY Islanders	Corey Hirsch
	Chris Joseph	Nov. 21	3:51	2-1	vs Chicago	Jeff Hackett
	Mike Sillinger	Dec. 4	3:38	7-6	@ Buffalo	Dominik Hasek
	Alex Mogilny	Jan. 22	1:24	4-3	@ Chicago	Jeff Hackett
	Jyrki Lumme	Jan. 30	1:30	2-1	vs NY Islanders	Tommy Salo
	Petr Klima	Nov. 18	2:06	4-5	@ Tampa Bay	Kirk McLean
	Chris Therien	Nov. 19	0:32	2-3	@ Philadelphia	Kirk McLean
	Alex Hicks	Jan. 24	1:34	1-2	vs Anaheim	Corey Hirsch
	Steve Thomas	Jan. 30	3:46	2-3	vs New Jersey	Corey Hirsch
2001.02 (5-2-7)	Russ Courttnall	Feb. 9	0:21	3-2	@ Edmonton	Fred Brathwaite
	Rick Tocchet	Oct. 14	4:45	4-5	vs Boston	Kirk McLean
	Esa Tikkanen	Nov. 1	0:42	5-4	@ Edmonton	Curtis Joseph
	Bryan McCabe	Nov. 13	0:45	4-5	@ NY Islanders	Corey Hirsch
	Chris Joseph	Nov. 21	3:51	2-1	vs Chicago	Jeff Hackett
	Mike Sillinger	Dec. 4	3:38	7-6	@ Buffalo	Dominik Hasek
	Alex Mogilny	Jan. 22	1:24	4-3	@ Chicago	Jeff Hackett
	Jyrki Lumme	Jan. 30	1:30	2-1	vs NY Islanders	Tommy Salo
	Petr Klima	Nov. 18	2:06	4-5	@ Tampa Bay	Kirk McLean
	Chris Therien	Nov. 19	0:32	2-3	@ Philadelphia	Kirk McLean
2002.03 (5-2-7)	Alex Hicks	Jan. 24	1:34	1-2	vs Anaheim	Corey Hirsch
	Steve Thomas	Jan. 30	3:46	2-3	vs New Jersey	Corey Hirsch
	Russ Courttnall	Feb. 9	0:21	3-2	@ Edmonton	Fred Brathwaite
	Rick Tocchet	Oct. 14	4:45	4-5	vs Boston	Kirk McLean
	Esa Tikkanen	Nov. 1	0:42	5-4	@ Edmonton	Curtis Joseph
	Bryan McCabe	Nov. 13	0:45	4-5	@ NY Islanders	Corey Hirsch
	Chris Joseph	Nov. 21	3:51	2-1	vs Chicago	Jeff Hackett
	Mike Sillinger	Dec. 4	3:38	7-6	@ Buffalo	Dominik Hasek
	Alex Mogilny	Jan. 22	1:24	4-3	@ Chicago	Jeff Hackett
	Jyrki Lumme	Jan. 30	1:30	2-1	vs NY Islanders	Tommy Salo
2003.04 (5-2-7)	Petr Klima	Nov. 18	2:06	4-5	@ Tampa Bay	Kirk McLean
	Chris Therien	Nov. 19	0:32	2-3	@ Philadelphia	Kirk McLean
	Alex Hicks	Jan. 24	1:34	1-2	vs Anaheim	Corey Hirsch
	Steve Thomas	Jan. 30	3:46	2-3	vs New Jersey	Corey Hirsch
	Russ Courttnall	Feb. 9	0:21	3-2	@ Edmonton	Fred Brathwaite
	Rick Tocchet	Oct. 14	4:45	4-5	vs Boston	Kirk McLean
	Esa Tikkanen	Nov. 1	0:42	5-4	@ Edmonton	Curtis Joseph
	Bryan McCabe	Nov. 13	0:45	4-5	@ NY Islanders	Corey Hirsch
	Chris Joseph	Nov. 21	3:51	2-1	vs Chicago	Jeff Hackett
	Mike Sillinger	Dec. 4	3:38	7-6	@ Buffalo	Dominik Hasek
2004.05 (5-2-7)	Alex Mogilny	Jan. 22	1:24	4-3	@ Chicago	Jeff Hackett
	Jyrki Lumme	Jan. 30	1:30	2-1	vs NY Islanders	Tommy Salo
	Petr Klima	Nov. 18	2:06	4-5	@ Tampa Bay	Kirk McLean
	Chris Therien	Nov. 19	0:32	2-3	@ Philadelphia	Kirk McLean
	Alex Hicks	Jan. 24	1:34	1-2	vs Anaheim	Corey Hirsch
	Steve Thomas	Jan. 30	3:46	2-3	vs New Jersey	Corey Hirsch
	Russ Courttnall	Feb. 9	0:21	3-2	@ Edmonton	Fred Brathwaite
	Rick Tocchet	Oct. 14	4:45	4-5	vs Boston	Kirk McLean
	Esa Tikkanen	Nov. 1	0:42	5-4	@ Edmonton	Curtis Joseph
	Bryan McCabe	Nov. 13	0:45	4-5	@ NY Islanders	Corey Hirsch
2005.06 (5-2-7)	Chris Joseph	Nov. 21	3:51	2-1	vs Chicago	Jeff Hackett
	Mike Sillinger	Dec. 4	3:38	7-6	@ Buffalo	Dominik Hasek
	Alex Mogilny	Jan. 22	1:24	4-3	@ Chicago	Jeff Hackett
	Jyrki Lumme	Jan. 30	1:30	2-1	vs NY Islanders	Tommy Salo
	Petr Klima	Nov. 18	2:06	4-5	@ Tampa Bay	Kirk McLean
	Chris Therien	Nov. 19	0:32	2-3	@ Philadelphia	Kirk McLean
	Alex Hicks	Jan. 24	1:34	1-2	vs Anaheim	Corey Hirsch
	Steve Thomas	Jan. 30	3:46	2-3	vs New Jersey	Corey Hirsch
	Russ Courttnall	Feb. 9	0:21	3-2	@ Edmonton	Fred Brathwaite
	Rick Tocchet	Oct. 14	4:45	4-5	vs Boston	Kirk McLean
2006.07 (5-2-7)	Esa Tikkanen	Nov. 1	0:42	5-4	@ Edmonton	Curtis Joseph
	Bryan McCabe	Nov. 13	0:45	4-5	@ NY Islanders	Corey Hirsch
	Chris Joseph	Nov. 21	3:51	2-1	vs Chicago	Jeff Hackett
	Mike Sillinger	Dec. 4	3:38	7-6	@ Buffalo	Dominik Hasek
	Alex Mogilny	Jan. 22	1:24	4-3	@ Chicago	Jeff Hackett
	Jyrki Lumme	Jan. 30	1:30	2-1	vs NY Islanders	Tommy Salo
	Petr Klima	Nov. 18	2:06	4-5	@ Tampa Bay	Kirk McLean
	Chris Therien	Nov. 19	0:32	2-3	@ Philadelphia	Kirk McLean
	Alex Hicks	Jan. 24	1:34	1-2	vs Anaheim	Corey Hirsch
	Steve Thomas	Jan. 30	3:46	2-3	vs New Jersey	Corey Hirsch
2007.08 (5-2-7)	Russ Courttnall	Feb. 9	0:21	3-2	@ Edmonton	Fred Brathwaite
	Rick Tocchet	Oct. 14	4:45	4-5	vs Boston	Kirk McLean
	Esa Tikkanen	Nov. 1	0:42	5-4	@ Edmonton	Curtis Joseph
	Bryan McCabe	Nov. 13	0:45	4-5	@ NY Islanders	Corey Hirsch
	Chris Joseph	Nov. 21	3:51	2-1	vs Chicago	Jeff Hackett
	Mike Sillinger	Dec. 4	3:38	7-6	@ Buffalo	Dominik Hasek
	Alex Mogilny	Jan. 22	1:24	4-3	@ Chicago	Jeff Hackett
	Jyrki Lumme	Jan. 30	1:30	2-1	vs NY Islanders	Tommy Salo
	Petr Klima	Nov. 18	2:06	4-5	@ Tampa Bay	Kirk McLean
	Chris Therien	Nov. 19	0:32	2-3	@ Philadelphia	Kirk McLean
2008.09 (5-2-7)	Alex Hicks	Jan. 24	1:34	1-2	vs Anaheim	Corey Hirsch
	Steve Thomas	Jan. 30	3:46	2-3	vs New Jersey	Corey Hirsch
	Russ Courttnall	Feb. 9	0:21	3-2	@ Edmonton	Fred Brathwaite
	Rick Tocchet	Oct. 14	4:45	4-5	vs Boston	Kirk McLean
	Esa Tikkanen	Nov. 1	0:42	5-4	@ Edmonton	Curtis Joseph
	Bryan McCabe	Nov. 13	0:45	4-5	@ NY Islanders	Corey Hirsch
	Chris Joseph	Nov. 21	3:51	2-1	vs Chicago	Jeff Hackett
	Mike Sillinger	Dec. 4	3:38	7-6	@ Buffalo	Dominik Hasek
	Alex Mogilny	Jan. 22	1:24	4-3	@ Chicago	Jeff Hackett
	Jyrki Lumme	Jan. 30	1:30	2-1	vs NY Islanders	Tommy Salo
2009.10 (5-2-7)	Petr Klima	Nov. 18	2:06	4-5	@ Tampa Bay	Kirk McLean
	Chris Therien	Nov. 19	0:32	2-3	@ Philadelphia	Kirk McLean
	Alex Hicks	Jan. 24	1:34	1-2	vs Anaheim	Corey Hirsch
	Steve Thomas	Jan. 30	3:46	2-3	vs New Jersey	Corey Hirsch
	Russ Courttnall	Feb. 9	0:21	3-2	@ Edmonton	Fred Brathwaite
	Rick Tocchet	Oct. 14	4:45	4-5	vs Boston	Kirk McLean
	Esa Tikkanen	Nov. 1	0:42	5-4	@ Edmonton	Curtis Joseph
	Bryan McCabe	Nov. 13	0:45	4-5	@ NY Islanders	Corey Hirsch
	Chris Joseph	Nov. 21	3:51	2-1	vs Chicago	Jeff Hackett
	Mike Sillinger	Dec. 4	3:38	7-6	@ Buffalo	Dominik Hasek
2010.11 (5-2-7)	Alex Mogilny	Jan. 22	1:24	4-3	@ Chicago	Jeff Hackett
	Jyrki Lumme	Jan. 30	1:30	2-1	vs NY Islanders	Tommy Salo
	Petr Klima	Nov. 18	2:06	4-5	@ Tampa Bay	Kirk McLean
	Chris Therien	Nov. 19	0:32	2-3	@ Philadelphia	Kirk McLean
	Alex Hicks	Jan. 24	1:34	1-2	vs Anaheim	Corey Hirsch
	Steve Thomas	Jan. 30	3:46	2-3	vs New Jersey	Corey Hirsch
	Russ Courttnall	Feb. 9	0:21	3-2	@ Edmonton	Fred Brathwaite
	Rick Tocchet	Oct. 14	4:45	4-5	vs Boston	Kirk McLean
	Esa Tikkanen	Nov. 1	0:42	5-4	@ Edmonton	Curtis Joseph
	Bryan McCabe	Nov. 13	0:45	4-5	@ NY Islanders	Corey Hirsch
2011.12 (5-2-7)	Chris Joseph	Nov. 21	3:51	2-1	vs Chicago	Jeff Hackett
	Mike Sillinger	Dec. 4	3:38	7-6	@ Buffalo	Dominik Hasek
	Alex Mogilny	Jan. 22	1:24	4-3	@ Chicago	Jeff Hackett
	Jyrki Lumme	Jan. 30	1:30	2-1	vs NY Islanders	Tommy Salo
	Petr Klima	Nov. 18	2:06	4-5	@ Tampa Bay	Kirk McLean
	Chris Therien	Nov. 19	0:32	2-3	@ Philadelphia	Kirk McLean
	Alex Hicks	Jan. 24	1:34	1-2	vs Anaheim	Corey Hirsch
	Steve Thomas	Jan. 30	3:46	2-3	vs New Jersey	Corey Hirsch
	Russ Courttnall	Feb. 9	0:			

REGULAR SEASON RECORD IN OVERTIME GAMES

Year	Goal Scorer	Date	Time	Score	Opponent	Goalie
1997.98 (0-3-14)	Kevin Hatcher	Oct. 25	0:41	2-3	vs Pittsburgh	Kirk McLean
	Rob Brown	Nov. 1	3:52	6-7	@ Pittsburgh	Kirk McLean
	Greg Johnson	Nov. 22	1:22	4-5	vs Chicago	Kirk McLean
1998.99 (0-1-12)	Jaromir Jagr	Feb. 11	1:21	5-6	@ Pittsburgh	Corey Hirsch
1999.00 (4-9-15)	Valeri Bure	Oct. 13	3:05	3-4	vs Calgary	Garth Snow
	Mark Messier	Oct. 19	0:43	6-5	@ Tampa Bay	Dan Cloutier
2000.01 (5-7-11)	Todd Bertuzzi	Dec. 2	1:51	3-2	vs Edmonton	Tommy Salo
	Milan Hejduk	Dec. 12	1:36	2-3	vs Colorado	Kevin Weekes
	Adam Burt	Dec. 29	2:34	2-3	vs Philadelphia	Garth Snow
	Sylvain Cote	Jan. 12	3:16	2-3	@ Chicago	Felix Potvin
	Mark Messier	Jan. 13	3:29	4-3	@ Nashville	Mike Dunham
	Steve Thomas	Jan. 17	4:55	4-5	vs Toronto	Felix Potvin
	Ethan Moreau	Jan. 25	4:00	4-5	vs Edmonton	Garth Snow
	Mattias Ohlund	Feb. 9	1:22	4-3	vs Calgary	Fred Brathwaite
	Mats Sundin	Mar. 6	3:13	5-6	vs Toronto	Felix Potvin
	Jozef Stumpel	Mar. 13	3:53	2-3	@ Los Angeles	Felix Potvin
	Rem Murray	Apr. 7	4:01	4-5	vs Edmonton	Felix Potvin
	Ed Jovanovski	Oct. 6	2:20	4-3	@ Florida	Trevor Kidd
	Jeremy Roenick	Oct. 21	0:16	2-3	vs Phoenix	Felix Potvin
	Andrei Nikolishin	Nov. 22	4:17	2-3	@ Washington	Felix Potvin
	Anson Carter	Dec. 20	2:41	2-3	@ Edmonton	Bob Essensa
	Milan Hejduk	Dec. 23	3:59	2-3	@ Colorado	Felix Potvin
	Mattias Ohlund	Jan. 30	1:43	3-2	vs Minnesota	Jamie McLennan
	Adam Oates	Feb. 14	4:19	3-4	vs Washington	Dan Cloutier
	Brendan Morrison	Feb. 17	0:58	6-5	@ Edmonton	Tommy Salo
	Mattias Ohlund	Mar. 2	3:40	3-2	vs St. Louis	Brent Johnson
	Aaron Gavey	Mar. 4	2:26	3-4	vs Minnesota	Dan Cloutier
	Shane Doan	Mar. 8	0:38	2-3	@ Phoenix	Bob Essensa
	Harold Druken	Apr. 5	3:19	3-2	vs Los Angeles	Felix Potvin
2001.02 (4-3-7)	Ed Jovanovski	Dec. 12	4:06	1-0	@ Anaheim	J-S. Giguere
	Kris Draper	Jan. 9	2:26	4-5	@ Detroit	Peter Skudra
	Glen Murray	Feb. 12	2:03	1-2	vs Boston	Peter Skudra
	Mike Modano	Feb. 28	4:59	3-4	vs Dallas	Dan Cloutier
	Mattias Ohlund	Mar. 17	3:04	3-2	@ New Jersey	Martin Brodeur
	Andrew Cassels	Mar. 28	4:20	4-3	vs Columbus	Marc Denis
	Brendan Morrison	Apr. 5	2:23	5-4	vs Minnesota	Dwayne Roloson
2002.03 (5-1-13)	Todd Bertuzzi	Dec. 4	0:56	3-2	@ New Jersey	Martin Brodeur
	Markus Naslund	Dec. 21	2:20	4-3	vs Edmonton	Tommy Salo
	Brendan Morrison	Feb. 13	1:58	2-1	vs Colorado	Patrick Roy
	Marek Malik	Feb. 18	3:02	4-3	@ Detroit	Curtis Joseph
	Brendan Morrison	Feb. 22	1:22	3-2	@ Edmonton	Tommy Salo
	Rick Nash	Mar. 6	2:02	4-5	@ Columbus	Alex Auld
	Simon Gagne	Nov. 13	1:47	3-4	@ Philadelphia	Johan Hedberg
2003.04 (11-5-10)	Brian Rolston	Nov. 15	4:15	1-2	@ Boston	Dan Cloutier
	Mattias Ohlund	Nov. 18	3:02	5-4	vs Montreal	Jose Theodore
	Sami Salo	Nov. 20	2:59	3-2	vs Chicago	Craig Anderson
	Markus Naslund	Nov. 27	4:13	3-2	@ Ottawa	Patrick Lalime
	Markus Naslund	Dec. 9	0:24	4-3	vs Pittsburgh	Marc-Andre Fleury
	Markus Naslund	Dec. 14	4:13	2-1	vs Carolina	Jaime Storr
	Brendan Morrison	Dec. 16	1:19	2-1	@ Nashville	Tomas Vokoun
	Todd Bertuzzi	Dec. 31	4:33	4-3	@ Chicago	Michael Leighton
	Markus Naslund	Jan. 21	4:39	5-4	vs Tampa Bay	Nikolai Khabibulin
	Adrian Aucoin	Feb. 3	0:36	4-5	@ NY Islanders	Johan Hedberg
	Eric Brewer	Feb. 21	3:56	3-4	@ Edmonton	Dan Cloutier
	Brent Sopel	Feb. 26	2:14	3-2	vs San Jose	Vesa Toskala
	Geoff Sanderson	Mar. 12	4:27	4-3	@ Edmonton	Jussi Markkanen
	Tyler Arnason	Mar. 19	1:44	3-4	@ Chicago	Alex Auld
	Brendan Morrison	Mar. 27	0:40	3-2	vs Dallas	Ron Tugnutt
2004.05	-	-	-	-	-	-
2005.06 (4-0-4)	Ian Laperriere	Oct. 29	1:55	3-4	@ Colorado	Alex Auld
	Michael Peca	Dec. 17	4:08	4-5	vs Edmonton	Maxime Ouellet
	Brendan Morrison	Jan. 7	2:53	4-3	vs Calgary	Miikka Kiprusoff
	Daniel Sedin	Feb. 12	1:26	3-2	vs Minnesota	Manny Fernandez
	David Legwand	Mar. 9	0:06	2-3	vs Nashville	Alex Auld
	Ed Jovanovski	Apr. 8	2:27	3-2	vs Calgary	Miikka Kiprusoff
	Christian Ehrhoff	Apr. 12	0:34	4-5	vs San Jose	Alex Auld
	Brendan Morrison	Apr. 15	4:23	4-3	vs Colorado	Jose Theodore

REGULAR SEASON RECORD IN OVERTIME GAMES

Year	Goal Scorer	Date	Time	Score	Opponent	Goalie
2006.07 (12-0-3)	Daniel Sedin	Oct. 6	0:31	3-2	@ Columbus	Pascal LeClaire
	Sami Salo	Oct. 20	4:59	3-2	@ St. Louis	Curtis Sanford
	Lukas Krajcek	Oct. 21	2:32	4-3	@ Nashville	Tomas Vokoun
	Brendan Morrison	Nov. 22	3:01	4-3	@ Detroit	Dominik Hasek
	Daniel Sedin	Dec. 8	3:02	4-3	vs Carolina	Cam Ward
	Sami Salo	Dec. 27	2:46	6-5	vs Calgary	Miikka Kiprusoff
	Matt Cooke	Jan. 5	1:24	3-2	vs Edmonton	Dwayne Roloson
	Alexander Frolov	Jan. 26	1:48	2-3	vs Los Angeles	Roberto Luongo
	Sami Salo	Feb. 14	4:20	3-2	@ Minnesota	Niklas Backstrom
	Daniel Sedin	Feb. 20	2:19	3-2	@ Anaheim	J.S. Giguere
	Jere Lehtinen	Feb. 25	4:17	1-2	@ Dallas	Roberto Luongo
	Henrik Sedin	Mar. 9	3:30	2-1	@ San Jose	Evgeni Nabokov
	Brent Burns	Mar. 13	4:24	2-3	vs Minnesota	Roberto Luongo
	Daniel Sedin	Mar. 15	1:09	3-2	vs St. Louis	Curtis Sanford
	Mattias Ohlund	Apr. 7	0:34	4-3	@ San Jose	Evgeni Nabokov
	Daniel Sedin	Oct. 6	4:55	4-3	@ Calgary	Miikka Kiprusoff
	Henrik Sedin	Nov. 9	1:22	2-1	vs Colorado	Jose Theodore
	Daniel Sedin	Feb. 19	3:18	3-2	@ Minnesota	Niklas Backstrom
	Jason Chimera	Feb. 29	1:07	2-3	vs Columbus	Roberto Luongo
	Ryan Kesler	Mar. 10	0:46	2-1	@ Los Angeles	Dan Cloutier
2008.09 (5-0-3)	Pavol Demitra	Oct. 11	3:54	5-4	@ Calgary	Roberto Luongo
	Alex Burrows	Oct. 16	0:27	4-3	@ Detroit	Roberto Luongo
	Sami Salo	Nov. 24	2:33	3-2	vs Detroit	Curtis Sanford
	Patrick Marleau	Jan. 20	3:08	1-2	@ San Jose	Evgeni Nabokov
	Marc Bergeron	Jan. 31	1:52	3-4	vs Minnesota	Niklas Backstrom
	Scott Niedermayer	Mar. 11	3:37	3-4	@ Anaheim	Jonas Hiller
	Henrik Sedin	Mar. 31	4:00	2-1	@ Minnesota	Roberto Luongo
	Henrik Sedin	Apr. 11	0:40	1-0	@ Colorado	Roberto Luongo
	Christian Ehrhoff	Dec. 31	2:24	4-3	@ St. Louis	Chris Mason
	Daniel Sedin	Jan. 20	1:39	3-2	@ Edmonton	Devan Dubnyk
2009.10 (4-0-1)	Christian Ehrhoff	Mar. 2	1:33	4-3	@ Columbus	Steve Mason
	Henrik Zetterberg	Mar. 20	4:59	3-4	vs Detroit	Roberto Luongo
	Sami Salo	Apr. 4	2:15	4-3	vs Minnesota	Niklas Backstrom
	Mason Raymond	Oct. 26	0:28	4-3	vs Colorado	Peter Budaj
	Tyler Myers	Nov. 15	4:37	3-4	@ Buffalo	Cory Schneider
	Steven Stamkos	Dec. 11	0:34	4-5	vs Tampa Bay	Cory Schneider
	Ryan Kesler	Dec. 15	3:30	3-2	vs Columbus	Mathieu Garon
	Henrik Zetterberg	Dec. 22	2:59	4-5	@ Detroit	Roberto Luongo
	David Jones	Jan. 18	2:52	3-4	@ Colorado	Roberto Luongo
	Dan Hamhuis	Mar. 8	2:13	4-3	@ Phoenix	Ilya Bryzgalov
2010.11 (4-0-4)	Christian Ehrhoff	Apr. 9	2:41	3-2	@ Calgary	Henrik Karlsson
	Sami Salo	Oct. 22	4:39	3-2	vs Minnesota	Niklas Backstrom
	Chris Higgins	Nov. 20	2:18	2-1	@ Ottawa	Alex Auld
	Andrew Ebbett	Dec. 28	3:23	3-2	@ San Jose	Antti Niemi
	Daniel Sedin	Jan. 12	0:46	3-2	@ St. Louis	Brian Elliott
	Daniel Sedin	Jan. 31	3:37	3-2	vs Chicago	Corey Crawford
	Loui Eriksson	Feb. 26	3:52	2-3	@ Dallas	Roberto Luongo
	Andrew Shaw	Mar. 21	2:42	1-2	@ Chicago	Roberto Luongo
	Chris Higgins	Mar. 24	1:40	3-2	@ Colorado	Semyon Varlamov
	Andrew Ebbett	Mar. 31	3:58	3-2	vs Calgary	Henrik Karlsson
2012.13 (1-0-1)	Chris Taney	Feb. 4	4:40	3-2	@ Edmonton	Devan Dubnyk
	Matt Calvert	Mar. 7	4:03	1-2	@ Columbus	Cory Schneider

*Please note that the all-time overtime record does not include shootouts. The first column represents a win (two points earned), the second column represents a loss (zero points earned) and the third column represents games in which one point was earned in overtime (tie, OTL or SO).

SHOOTOUT RECORD

OVERALL SHOOTOUT RECORD: 39-46

HOME RECORD: 19-26

ROAD RECORD: 20-20

Year	Goal Scorer	Date	Score	Opponent	Goalie
2005.06 (4-4)	Raffi Torres	Oct. 8	3-4	@ Edmonton	Dan Cloutier
	Daniel Sedin	Dec. 9	3-2	vs Ottawa	Dominik Hasek
	Alexander Frolov	Dec. 19	3-4	vs Los Angeles	Alex Auld
	Steven Reinprecht	Dec. 23	5-6	vs Calgary	Alex Auld
	Jarkko Ruutu	Jan. 28	4-3	@ Colorado	David Aebischer
	Markus Naslund	Mar. 3	5-4	@ Chicago	Craig Anderson
	Todd Bertuzzi	Mar. 23	4-3	vs Edmonton	Dwayne Roloson
	Mikko Koivu	Mar. 31	1-2	vs Minnesota	Alex Auld
	Petteri Nummelin	Oct. 10	1-2	@ Minnesota	Roberto Luongo
	Markus Naslund	Oct. 27	3-2	vs Washington	Olaf Kolzig
2006.07 (5-4)	Ryan Kesler	Jan. 3	2-1	vs Dallas	Marty Turco
	Josh Green	Jan. 7	4-3	vs Florida	Ed Belfour
	Ales Kotalik	Jan. 19	3-4	@ Buffalo	Dany Sabourin
	Nikolai Zherdev	Jan. 30	2-3	vs Columbus	Roberto Luongo
	Trevor Linden	Feb. 16	2-1	@ Chicago	Patrick Lalime
	Daniel Sedin	Mar. 4	4-3	vs Minnesota	Niklas Backstrom
	Brett McLean	Mar. 25	4-5	vs Colorado	Roberto Luongo
	Ales Hemsky	Nov. 14	0-1	vs Edmonton	Roberto Luongo
	Shawn Horcoff	Nov. 20	4-5	@ Edmonton	Roberto Luongo
	Kristopher Letang	Dec. 8	1-2	vs Pittsburgh	Roberto Luongo
2007.08 (6-9)	Fernando Pisani	Dec. 15	1-2	@ Edmonton	Curtis Sanford
	Taylor Pyatt	Dec. 22	2-1	@ Phoenix	Ilya Bryzgalov
	Alexander Edler	Jan. 8	3-2	vs NY Islanders	Rick DiPietro
	Alexander Edler	Jan. 13	4-3	@ St. Louis	Manny Legace
	Henrik Zetterberg	Jan. 17	2-3	@ Detroit	Roberto Luongo
	Daniel Sedin	Jan. 23	3-2	vs St. Louis	Manny Legace
	Nathan Horton	Feb. 1	3-4	@ Florida	Roberto Luongo
	Brenden Morrow	Feb. 5	2-3	@ Dallas	Roberto Luongo
	Ryan Shannon	Feb. 10	3-2	vs Chicago	Nikolai Khabibulin
	Mikko Koivu	Feb. 14	4-5	vs Minnesota	Roberto Luongo
2008.09 (3-7)	Mason Raymond	Feb. 21	3-2	@ Nashville	Chris Mason
	Joe Sakic	Feb. 27	2-3	vs Colorado	Roberto Luongo
	Mattias Ohlund	Oct. 31	7-6	@ Anaheim	Jonas Hiller
	Marek Svatos	Nov. 12	1-2	vs Colorado	Roberto Luongo
	Frans Neilsen	Nov. 17	1-2	@ NY Islanders	Roberto Luongo
	Marek Svatos	Dec. 7	4-5	@ Colorado	Cory Schneider
	Erik Christensen	Jan. 2	3-4	@ Atlanta	Jason LaBarbera
	James Neal	Jan. 4	2-3	vs Dallas	Jason LaBarbera
	Jason Williams	Jan. 18	5-6	vs Columbus	Roberto Luongo
	Pavol Demitra	Feb. 17	4-3	@ Calgary	Miikka Kiprusoff
2009.10 (4-4)	Mats Sundin	Feb. 21	3-2	@ Toronto	Vesa Toskala
	Corey Perry	Apr. 2	5-6	vs Anaheim	Roberto Luongo
	Kyle Wellwood	Oct. 11	4-3	vs Dallas	Marty Turco
	Mikael Samuelsson	Oct. 29	2-1	@ Los Angeles	Jonathan Quick
	Lauri Korpikoski	Dec. 29	2-3	@ Phoenix	Roberto Luongo
	Jamie Lundmark	Jan. 9	2-3	vs Calgary	Roberto Luongo
	Pavol Demitra	Feb. 6	3-2	@ Boston	Tuukka Rask
	Adrian Aucoin	Mar. 10	3-4	@ Phoenix	Andrew Raycroft
	Pavol Demitra	Apr. 2	5-4	@ Anaheim	Curtis McElhinney
	Matt Duchene	Apr. 6	3-4	vs Colorado	Roberto Luongo
2010.11 (4-5)	Anze Kopitar	Oct. 9	1-2	vs Los Angeles	Roberto Luongo
	Patrick Kane	Oct. 20	1-2	@ Chicago	Roberto Luongo
	Jeff Tambellini	Dec. 8	5-4	vs Anaheim	Jonas Hiller
	Jiri Hudler	Jan. 8	1-2	vs Detroit	Roberto Luongo
	Ryan Kesler	Jan. 11	4-3	@ N Y Islanders	Kevin Poulin
	Joe Pavelski	Jan. 20	1-2	vs San Jose	Roberto Luongo
	Alex Tanguay	Jan. 22	3-4	vs Calgary	Roberto Luongo
	Raffi Torres	Mar. 1	2-1	vs Columbus	Steve Mason
	Alex Burrows	Mar. 10	5-4	@ San Jose	Antti Niemi
	Kris Letang	Oct. 6	3-4	vs Pittsburgh	Roberto Luongo
2011.12 (8-7)	Cody Hodgson	Dec. 8	4-3	@ Montreal	Carey Price
	Rick Nash	Dec. 13	1-2	@ Columbus	Roberto Luongo
	Michal Handzus	Jan. 2	2-3	vs San Jose	Roberto Luongo
	Mason Raymond	Jan. 10	5-4	@ Tampa Bay	Dwayne Roloson
	Mike Richards	Jan. 17	2-3	vs Los Angeles	Roberto Luongo
	Cody Hodgson	Jan. 24	3-2	vs Edmonton	Devan Dubnyk
	Pavel Datsyuk	Feb. 2	3-4	vs Detroit	Roberto Luongo
	Mason Raymond	Feb. 4	3-2	@ Colorado	J-S Giguere
	Alex Edler	Feb. 7	4-3	@ Nashville	Pekka Rinne
	Jarome Iginla	Feb. 11	2-3	@ Calgary	Roberto Luongo
	Ryan Kesler	Feb. 13	2-1	vs Phoenix	Jason LaBarbera
	Alex Burrows	Feb. 23	4-3	@ Detroit	Jimmy Howard
	Ray Whitney	Feb. 28	1-2	@ Phoenix	Cory Schneider
	Alex Edler	Apr. 3	5-4	vs Anaheim	Jonas Hiller

SHOOTOUT RECORD/ALL-TIME SCORING

2012.13 (5-6)	Sam Gagner	Jan. 20	2-3
	Zack Kassian	Jan. 23	3-2
	Jeff Carter	Jan. 28	2-3
	Jordan Schroeder	Feb. 1	2-1
	TJ Oshie	Feb. 17	3-4
	Andrew Shaw	Feb. 19	3-4
	Joe Pavelski	Mar. 5	2-3
	Mason Raymond	Mar. 12	2-1
	Maxim Lapierre	Mar. 26	1-0
	Andy McDonald	Apr. 16	1-2
	Maxim Lapierre	Apr. 20	2-1

vs Edmonton	Roberto Luongo
vs Calgary	Miikka Kiprusoff
@ Los Angeles	Roberto Luongo
vs Chicago	Corey Crawford
vs St. Louis	Roberto Luongo
@ Chicago	Cory Schneider
vs San Jose	Cory Schneider
@ Columbus	Sergei Bobrovsky
vs Columbus	Sergei Bobrovsky
@ St. Louis	Cory Schneider
vs Detroit	Jimmy Howard

ALL-TIME SCORING

Rk	Player	GP	G	A	PTS	PIM
1	H. Sedin	940	182	610	792	534
2	D. Sedin	906	291	467	758	382
3	M. Naslund	884	346	410	756	614
4	T. Linden	1140	318	415	733	730
5	S. Smyl	896	262	411	673	1556
6	T. Gradin	613	197	353	550	280
7	P. Bure	428	254	224	478	328
8	T. Tanti	531	250	220	470	489
9	T. Bertuzzi	518	188	261	449	822
10	D. Lever	593	186	221	407	354
11	B. Morrison	543	136	257	393	326
12	A. Boudrias	458	121	267	388	140
13	P. Skriko	472	171	202	373	221
14	G. Adams	489	179	190	369	154
15	R. Kesler	578	157	193	350	513
16	P. Sundstrom	374	133	209	342	181
17	C. Ronning	366	112	216	328	183
18	M. Ohlund	770	93	232	325	756
T-19	J. Lumme	579	83	238	321	379
	D. Kearns	677	31	290	321	386
21	A. Mogilny	312	139	169	308	144
22	D. Lidster	666	65	242	307	526
23	D. Ververgaert	409	139	165	304	177
24	A. Burrows	569	152	142	294	825
25	C. Oddleifson	469	85	180	265	439
26	G. Courtnall	292	102	144	246	495
27	D. Rota	289	120	116	236	453
28	S. Salo	566	74	162	236	202
29	E. Jovanovski	434	57	177	234	536
30	R. Lanz	417	56	171	227	331
T-31	J. Sandlak	509	104	117	221	789
	R. Blight	324	96	125	221	168
33	B. Schmautz	285	108	104	212	428
T-34	A. Edler	431	51	155	206	237
	C. Fraser	348	92	114	206	651
T-36	K. Bieksa	461	48	155	203	698
	M. Cooke	566	83	120	203	625
38	K. McCarthy	352	51	148	199	388
39	B. Pederson	233	60	137	197	174
40	H. Snepsts	781	35	160	195	1446
41	G. O'Flaherty	435	98	95	193	166
42	B. Lalonde	353	72	117	189	185
43	I. Boldirev	216	80	104	184	105
44	M. Raymond	374	80	98	178	118
45	R. Sedlbauer	325	108	69	177	170
46	M. Gelinas	258	90	81	171	173
47	A. Cassels	198	40	128	168	48
48	D. Williams	312	83	82	165	1324
T-49	O. Kurtenbach	229	62	101	163	200
	D. Halward	324	45	118	163	389
T-51	M. Lemay	279	70	92	162	367
	M. Messier	207	52	110	162	121
53	J. Gould	218	82	76	158	53
54	D. Babych	409	23	131	154	290
55	G. Lupul	293	70	75	145	243
56	I. Lariouov	210	51	92	143	88
57	S. Momesso	269	68	73	141	655
T-58	G. Monahan	287	58	82	140	166
	G. Butcher	610	33	107	140	1668
60	J. Gillis	309	63	75	138	210
61	D. Tallon	222	44	93	137	219

Rk	Player	GP	G	A	PTS	PIM
T-62	B. Bradley	193	51	81	132	155
	J. Guevremont	227	44	88	132	124
T-64	J. Hansen	318	50	81	131	131
	B. Dailey	257	38	93	131	417
66	B. Sopel	322	33	97	130	139
67	P. Nedved	222	63	61	124	152
T-68	W. Maki	180	50	73	123	148
	I. Hlinka	137	42	81	123	28
T-70	R. Sutter	291	61	61	122	533
	L. Lindgren	335	23	99	122	292
72	A. Aucoin	341	49	71	120	245
73	J. Bubla	256	17	101	118	202
74	P. Reinhart	131	24	90	114	74
75	M. Walton	115	44	69	113	71
T-76	T. Klatt	313	51	60	111	87
	R. Courttnall	141	39	72	111	68
78	M. Samuelsson	155	49	57	106	106
79	C. Neely	201	51	53	104	320
T-80	D. Brashear	388	50	53	103	1159
	H. Graves	196	42	61	103	49
82	B. Hedican	310	17	85	102	281
83	P.-O. Brasar	181	37	63	100	21
T-84	G. Odjick	444	46	52	98	2127
	L. Molin	172	33	65	98	37
86	C. Ehrhoff	159	28	66	94	94
87	T. Pyatt	224	49	44	93	145
88	R. Paiement	147	44	47	91	269
T-89	S. Bozek	191	46	44	90	118
	R. Lemieux	192	29	61	90	68
	B. Wilkins	276	21	69	90	458
92	P. Bordeleau	183	33	56	89	47
93	D. Murzyn	452	23	65	88	900
94	S. Tambellini	161	42	45	87	34
95	D. Hamhuis	193	14	70	84	92
	D. Quinn	101	34	49	83	73
97	M. Petit	226	24	57	81	373
T-98	P. Schaefer	194	37	40	77	52
	J. Siegr	154	12	65	77	235
100	M. Ridley	112	26	47	73	71
T-101	P. Martin	131	27	45	72	60
	G. Diduck	265	17	55	72	553
103	M. Hall	109	27	44	71	28
104	J. Benning	241	15	55	70	172
105	P. Demitra	97	23	46	69	20
106	B. Manno	163	13	55	68	115
107	G. Boddy	273	23	44	67	263
T-108	M. Craven	88	15	50	65	42
	A. Plavsic	182	13	52	65	147
110	E. Tikkanen	100	25	39	64	80
T-111	C. Higgins	126	30	33	63	32
	D. Tannahill	111	30	33	63	25
113	R. Nordmark	169	10	52	62	194
T-114	M. Sillinger	138	28	32	60	65
	M. Robitaille	174	10	50	60	121
T-116	D. Ward	103	28	31	59	119
	G. Valk	172	24	35	59	200
T-117	A. Chubarov	228	25	33	58	40
	W. Mitchell	264	10	48	58	233
120	R. Kron	144	24	33	57	37
T-121	B. May	225	29	27	56	380
	H. Bruken	118	27	29	56	30

ALL-TIME SCORING

Rk	Player	GP	G	A	PTS	PIM	Rk	Player	GP	G	A	PTS	PIM
T-124	M. Corrigan	95	24	32	56	128	T-201	J. McIlhargey	167	6	18	24	403
	A. Carter	81	33	22	55	41		J. LeBlanc	43	13	10	23	18
	P. McNab	88	24	31	55	20		J. King	55	12	11	23	8
T-127	J.-J. Daigneault	131	9	46	55	114	T-207	J. Bulis	79	12	11	23	70
	S. Bernier	140	26	28	54	48		J. Hlavac	55	10	13	23	16
	D. Scatchard	179	26	28	54	329		D. Pederson	102	8	15	23	98
I31	B.J. MacDonald	88	26	28	54	32	T-211	D. Richter	127	4	19	23	396
	J. Brown	72	10	44	54	44		T. Glass	140	7	14	21	187
	B. Peterson	146	15	38	53	171		R. Vaive	47	13	8	21	111
T-132	K. Wellwood	149	32	20	52	16	T-216	L. Melnyk	190	5	16	21	246
I34	D. Capuano	88	16	36	52	52		K. McLean (G)	516	0	21	21	54
	J. Ruutu	267	23	28	51	453		B. McSheffrey	87	13	7	20	44
I35	M. Crawford	176	19	31	50	229	T-218	R. Walter	92	9	11	20	59
T-136	T. Taylor	125	20	29	49	141		R. Stewart	53	8	12	20	4
T-138	D. Hodgson	74	16	33	49	52		D. Saunders	56	7	13	20	10
	B. Ashton	124	23	25	48	68	J. Schella	115	2	18	20	224	
	B. Muckalt	106	20	28	48	115	A. Rome	148	5	14	19	123	
I42	T. Fergus	80	19	29	48	37	T-219	J. Strudwick	243	4	15	19	367
	M. Malhotra	159	18	30	48	36		J. Mazur	47	11	7	18	20
	R. Oksa	68	21	25	46	44		R. Park	60	8	10	18	29
T-143	N. Belland	106	13	31	44	54	T-224	T. Hunter	176	8	10	18	512
T-147	A. Semenov	62	10	34	44	28		K. Guy	114	5	13	18	105
	S. Walker	197	10	34	44	466		P. Quinn	133	4	14	18	212
	M. Baron	383	10	34	44	375	S. O'Brien	141	2	16	18	275	
T-149	D. Balon	116	22	21	43	43	T-228	J. Tambellini	62	9	8	17	18
	J. Wright	91	13	30	43	43		M. Keane	64	8	9	17	20
T-151	N. Baumgartner	99	7	35	42	38		T-238	J. Carson	34	7	10	17
	T. Letowski	120	18	24	42	51	C. Campbell		89	1	16	17	206
	D. Bruce	143	23	18	41	245	R. Currie		38	9	7	16	4
T-153	J. Beranek	98	14	27	41	88	R. Rypien	119	9	7	16	226	
	D. Lowry	165	19	21	40	357	J. Charbonneau	46	8	8	16	55	
	J. Nill	124	17	23	40	219	D. Sanderson	16	7	9	16	30	
T-155	J. Butler	128	19	20	39	96	T-157	T. Hall	34	7	9	16	25
	T. Pratt	176	9	30	39	261		B. Helmer	62	7	9	16	71
	M. Kirtom	119	23	14	37	27		T. Warriner	44	6	10	16	34
I61	R. Delorme	210	17	20	37	383	T-238	M. Marois	50	4	12	16	115
	B. Noonan	98	14	23	37	68		K. Ballard	148	3	13	16	146
	M. Malik	147	10	27	37	97		A. Spruce	51	9	6	15	37
T-162	C. Hodgson	71	17	18	35	8	T-244	M. Arvedson	41	8	7	15	12
T-165	A. DeMarco	95	13	22	35	23		D. Stanley	100	6	9	15	192
	J. Grisdale	199	3	32	35	266		A. McBain	45	5	10	15	54
	B. Derlago	63	15	19	34	29	S. Staios	143	3	12	15	208	
T-170	W. Connelly	53	14	20	34	12	T-252	G. Ledyard	49	2	13	15	14
	A. MacAdam	80	14	20	34	27		Z. Kassian	56	8	6	14	82
	V. Krutov	61	11	23	34	20		D. Weise	108	7	7	14	124
T-174	P. Popiel	116	11	23	34	97	T-264	D. Smith	40	6	8	14	76
	R. Cullen	70	12	21	33	42		M. Lindgren	54	5	9	14	18
	D. Dunn	69	11	22	33	87		W. Huber	35	4	10	14	40
T-174	H. York	103	11	22	33	40	T-266	R. Johnson	120	3	11	14	24
	B. McCabe	95	8	25	33	184		D. Gagner	33	2	12	14	24
	D. Booth	68	17	15	32	36		R. Eriksson	35	2	12	14	4
T-180	L. Rochefort	87	18	14	32	2	T-266	A. Alberts	124	4	9	13	126
	J.-M. Lanthier	105	16	16	32	29		D. Hendrickson	67	7	6	13	36
	B. Allen	216	14	18	32	288		R. Summanen	19	6	7	13	2
T-182	G. Minor	140	11	21	32	173	T-276	J. Green	90	6	7	13	39
	L. Rohlin	96	8	24	32	40		R. Shannon	27	5	8	13	24
	P. Zezel	66	11	20	31	18		J. Holden	46	4	9	13	12
T-184	C. Cox	177	10	21	31	535	T-276	J. McIntyre	90	3	10	13	75
	D. Johnson	77	16	14	30	16		B. Murray	90	3	10	13	42
	M. Lapierre	149	14	16	30	183		J. Hughes	52	2	11	13	181
T-187	R. Torres	80	14	15	29	78	T-276	G. Doak	82	2	11	13	135
	D. Roberts	71	11	18	29	55		A. Schiebener	84	2	11	13	74
	G. Hawgood	95	7	22	29	32		L. Carrier	56	1	12	13	66
T-189	M. Sundin	41	9	19	28	28	T-276	M. Peca	37	6	6	12	32
	L. Goodenough	113	7	21	28	75		A. Ebbett	46	6	6	12	10
	S. Kariya	65	9	18	27	32		J. Cowan	88	7	4	11	203
T-194	R. Dirk	217	9	18	27	401	T-276	B. Isbister	55	6	5	11	38
	C. Joseph	101	5	22	27	68		C. Ruutu	25	5	6	11	23
	L. Krajicek	117	5	22	27	100		R. Stern	97	5	6	11	480
T-197	T. Kurvers	32	4	23	27	20	T-276	M. Grabner	20	5	6	11	8
	L. Bohonos	70	13	13	26	14		I. Kidd	20	4	7	11	25
	C. Alexander	32	8	18	26	6		J. Korab	31	4	7	11	64
T-199	D. Wickenheiser	80	7	19	26	36	T-276	B. Ritchie	71	3	8	11	80
	G. Meehan	57	10	15	25	4		B. Convery	19	2	9	11	8
	S. Lachance	157	4	21	25	96		A. Eldebrink	43	2	9	11	21

ALL-TIME SCORING

Rk	Player	GP	G	A	PTS	PIM
	R. Luongo (G)	386	0	10	10	24
	R. Murphy	73	6	4	10	100
	N. Lafayette	38	5	5	10	6
	J. Jaffray	33	4	6	10	33
	J. Wiley	37	4	6	10	6
	B. Robertsson	69	4	6	10	37
	G. Sanderson	22	3	7	10	8
T-284	J. Schroeder	31	3	6	9	4
	M. Pettinger	29	5	4	9	17
	G. Richardson	24	3	6	9	19
	M. Wotton	42	3	6	9	25
	A. Miller	57	1	8	9	32
T-289	R. Tudor	26	4	4	8	19
	K. Berry	27	4	4	8	11
	J. Kurtz	27	3	5	8	14
	B. Maxwell	30	1	7	8	28
	S. Kannegiesser	42	1	7	8	36
	J. Hargreaves	66	1	7	8	105
	J. Namestnikov	33	0	8	8	18
	R. Brodeur (G)	377	0	8	8	24
T-297	D. Jackson	15	6	1	7	13
	D. Hordichuk	129	5	2	7	251
	M. Bridgman	15	4	3	7	10
	B. Smolinski	20	4	3	7	8
	G. Rizzuto	37	3	4	7	16
	D. Kozak	28	2	5	7	30
	J. Dowd	38	1	6	7	6
	R. Fitzpatrick	58	1	6	7	46
T-305	G.C. Adams	12	4	2	6	35
	D. Roy	12	3	3	6	2
	B. Reid	13	2	4	6	0
	D. Kesa	19	2	4	6	18
	S. Pahlsson	19	2	4	6	12
	J. Mair	23	2	4	6	8
	S. McCarthy	51	2	4	6	43
	R. Ward	71	2	4	6	4
	D. Seguin	26	1	5	6	46
	T. Santala	30	1	5	6	24
	D. Logan	40	1	5	6	122
	C. Schneider	98	0	6	6	0
T-317	H. Vasilev	18	3	2	5	2
	B. Wilcox	33	3	2	5	15
	W. Brookbank	52	3	2	5	176
	A. Bolduc	46	2	3	5	38
	S. Nemchinov	6	2	3	5	4
	B. Loney	12	2	3	5	6
	M. Schneider	17	2	3	5	12
	T. Bouck	36	2	3	5	60
	D. Berehowsky	39	2	3	5	39
	C. McAllister	64	2	3	5	169
	J. Cullimore	64	2	3	5	62
	R. Gregg	21	1	4	5	24
	C. O'Sullivan	11	0	5	5	2
T-330	D. Callander	21	3	1	4	2
	R. Stewart	42	3	1	4	10
	A. Volpatti	54	3	1	4	81
	S. Kulak	32	2	2	4	37
	M. Chouinard	42	2	2	4	10
	B. Bitz	10	1	3	4	14
	N. Eisenhut	13	1	3	4	21
	L. Lunde	20	1	3	4	2
	B. Smith	21	1	3	4	52
	S. Holt	22	1	3	4	80
	E. Hatoum	26	1	3	4	21
	D. Fortier	58	1	3	4	125
	F. Potvin (G)	69	0	4	4	4
	K. Whitmore (G)	74	0	4	4	15
	D. Cloutier (G)	208	0	4	4	70
T-345	J. Belanger	9	3	0	3	4
	V. Sharifjanov	17	2	1	3	14
	A. Semak	18	2	1	3	2
	K. Manery	21	2	1	3	15
	S. Morin	6	1	2	3	6
	Y. Tremblay	12	1	2	3	12
	M. Rucinsky	13	1	2	3	10
	M-A. Gragnani	14	1	2	3	6
	M. Stapleton	18	1	2	3	8

Rk	Player	GP	G	A	PTS	PIM
	F. Speck	18	1	2	3	0
	J. Wiste	23	1	2	3	0
	L. Goren	30	1	2	3	30
	T. Crowder	30	1	2	3	52
	L. Courville	33	1	2	3	16
	R. Flockhart	43	1	2	3	12
	S. Antoski	70	1	2	3	265
	M. Stevens	6	0	3	3	6
	D. Gibson	14	0	3	3	20
	R. Buskas	17	0	3	3	36
	V. Oreskovich	17	0	3	3	15
	G. Martin	24	0	3	3	45
	G. Cochrane	63	0	3	3	177
	A. Auld (G)	81	0	3	3	4
	C. Hirsch (G)	101	0	3	3	8
	F. Caprice (G)	102	0	3	3	17
	G. Snow (G)	109	0	3	3	46
	G. Hanlon (G)	137	0	3	3	107
T-372	D. Woodley	5	2	0	2	17
	P. Kavanagh	6	2	0	2	2
	P. Bakovic	10	2	0	2	48
	G. Leeman	10	2	0	2	0
	L. Bourdon	36	2	0	2	24
	L. Sweatt	3	1	1	2	2
	K. Beech	4	1	1	2	0
	C. Vilgrain	6	1	1	2	0
	L. Vaic	9	1	1	2	2
	M. Christie	9	1	1	2	0
	B. Lukowich	13	1	1	2	4
	Z. Komarniski	19	1	1	2	10
	M. Brown	39	1	1	2	140
	M. Duco	6	0	2	2	5
	M. Bergevin	9	0	2	2	2
	H. Young	11	0	2	2	25
	C. Barker	14	0	2	2	4
	F. Fedorov	15	0	2	2	8
	K. Carney	18	0	2	2	14
	R. Davison	23	0	2	2	51
	M. Reaume	27	0	2	2	4
	D. Sly	31	0	2	2	10
	J. Huscroft	33	0	2	2	118
	D. Malkoc	41	0	2	2	136
	G. Bromley (G)	73	0	2	2	8
	D. Wilson (G)	148	0	2	2	39
	G. Smith (G)	189	0	2	2	104
T-399	T. Sestito	23	1	0	1	53
	J. Krog	4	1	0	1	2
	M. Bliznak	6	1	0	1	0
	M. Grenier	7	1	0	1	9
	S. Shirokov	8	1	0	1	2
	T. Lenardon	8	1	0	1	4
	L. Nycholat	14	0	1	1	6
	M. Lampman	14	1	0	1	0
	F. Kucera	26	1	0	1	10
	D. Ratushny	1	0	1	1	2
	J. Balej	1	0	1	1	0
	S. Pronger	3	0	1	1	4
	B. Moran	3	0	1	1	2
	O. Vaananen	3	0	1	1	0
	B. Affleck	5	0	1	1	0
	G. Hubick	5	0	1	1	0
	J. McDonnell	7	0	1	1	12
	T. Mojis	7	0	1	1	12
	P. Coulombe	7	0	1	1	4
	J. Kocur	7	0	1	1	19
	C. Levie	9	0	1	1	13
	A. Sulzer	12	0	1	1	2
	E. Ciccone	13	0	1	1	47
	D. Bodger	13	0	1	1	4
	P. Lawless	13	0	1	1	0
	L. Zetterstrom	14	0	1	1	2
	S. Burke (G)	16	0	1	1	14
	W. Young (G)	30	0	1	1	0
	C. Sanford (G)	35	0	1	1	4
	R. Bartel	40	0	1	1	14
	D. Langdon	45	0	1	1	143
	P. Skudra (G)	46	0	1	1	2

ALL-TIME SCORING

Rk	Player	GP	G	A	PTS	PIM	Rk	Player	GP	G	A	PTS	PIM
	M. Weaver	55	0	1	1	33		M. Brown	16	0	0	0	77
	J. Garrett (G)	56	0	1	1	23		B. Glynn	16	0	0	0	12
	A. Stojanov	62	0	1	1	136		E. Weinrich	16	0	0	0	8
	J. Agnew	65	0	1	1	189		B. Bullock (G)	16	0	0	0	2
	T. Gamble (G)	72	0	1	1	22		N. McIver	18	0	0	0	59
	C. Maniago (G)	93	0	1	1	18		A. Raycroft (G)	21	0	0	0	4
	C. Ridley (G)	96	0	1	1	13		J. Hedberg (G)	21	0	0	0	10
T-438	F. Corrado	3	0	0	0	0		K. Weekes (G)	31	0	0	0	0
	N. Jensen	2	0	0	0	0		C. Hodge (G)	35	0	0	0	0
	Y. Sauve	5	0	0	0	0		B. Essensa (G)	39	0	0	0	4
	R. Brown	1	0	0	0	7		A. Irbe (G)	41	0	0	0	2
	D. Dunbar	1	0	0	0	2		G. Gardner (G)	42	0	0	0	0
	B. Hurlburt	1	0	0	0	2		E. Dyck (G)	49	0	0	0	0
	P. Ryan	1	0	0	0	2		K. Lockett (G)	55	0	0	0	8
	M. Bannerman (G)	1	0	0	0	0		S. Weeks (G)	66	0	0	0	4
	K. Block	1	0	0	0	0							
	S. Hazlett	1	0	0	0	0							
	R. Homenuke	1	0	0	0	0							
	M. Jokela	1	0	0	0	0							
	B. MacDonald	1	0	0	0	0							
	S. McKichan (G)	1	0	0	0	0							
	R. McVicar (G)	1	0	0	0	0							
	T. Moss (G)	1	0	0	0	0							
	G. Sobchuk	1	0	0	0	0							
	S. Veysey	1	0	0	0	0							
	Z. FitzGerald	1	0	0	0	0							
	K. Primeau	2	0	0	0	4							
	R. Bawa	2	0	0	0	0							
	B. Cook	2	0	0	0	0							
	P. Folco	2	0	0	0	0							
	D. Gloor	2	0	0	0	0							
	L. Gould	2	0	0	0	0							
	B. Holloway	2	0	0	0	0							
	D. Joslin	2	0	0	0	0							
	D. MacIntyre (G)	2	0	0	0	0							
	D. McClelland (G)	2	0	0	0	0							
	A. Michaud (G)	2	0	0	0	0							
	J. Schultz	2	0	0	0	0							
	S. Stone	2	0	0	0	0							
	A. Tezikov	2	0	0	0	0							
	D. McCord	3	0	0	0	6							
	R. Bonni	3	0	0	0	0							
	J. Capuano	3	0	0	0	0							
	R. Heinz (G)	3	0	0	0	0							
	M. Ouellet	3	0	0	0	0							
	B. Sweatt	3	0	0	0	0							
	J. Andersson	4	0	0	0	0							
	N. Smith	4	0	0	0	0							
	R. Gordon	4	0	0	0	2							
	B. Leeb	4	0	0	0	2							
	M. Noronen	4	0	0	0	0							
	M. Ouellet (G)	4	0	0	0	2							
	R. Parent	4	0	0	0	0							
	E. Öberg	4	0	0	0	0							
	P. O'Neil	5	0	0	0	0							
	C. Schwab (G)	6	0	0	0	2							
	M. Brochu (G)	6	0	0	0	0							
	M. Fountain (G)	6	0	0	0	0							
	A. Gordon	6	0	0	0	0							
	B. Mason (G)	6	0	0	0	0							
	M. Sturm	6	0	0	0	2							
	M. Mancari	6	0	0	0	0							
	J. Perrault	7	0	0	0	0							
	T. Hawkins	8	0	0	0	15							
	S. Butenschon	8	0	0	0	10							
	S. Washburn	8	0	0	0	2							
	D. Morrison	8	0	0	0	0							
	J. LaBarbera (G)	9	0	0	0	0							
	D. Sabourin (G)	9	0	0	0	0							
	J. Rohlicek	9	0	0	0	8							
	J. Caron (G)	10	0	0	0	2							
	S. Brown	12	0	0	0	8							
	K. Ellacott (G)	12	0	0	0	0							
	S. Pinizzotto	12	0	0	0	29							
	G. Desbiens	13	0	0	0	12							
	J. Arbour	13	0	0	0	12							
	L. Bolonchuk	15	0	0	0	6							

ALL-TIME PLAYER RECORDS

GAMES

1	Trevor Linden	1,140
2	Henrik Sedin	940
3	Daniel Sedin	906
4	Stan Smyl	896
5	Markus Naslund	884
6	Harold Snepsts	781
7	Mattias Ohlund	770
8	Dennis Kearns	677
9	Doug Lidster	666
10	Thomas Gradin	613

GOALS

1	Markus Naslund	346
2	Trevor Linden	318
3	Daniel Sedin	291
4	Stan Smyl	262
5	Pavel Bure	254
6	Tony Tanti	250
7	Thomas Gradin	197
8	Todd Bertuzzi	188
9	Don Lever	186
10	Henrik Sedin	182

ASSISTS

1	Henrik Sedin	610
2	Daniel Sedin	467
3	Trevor Linden	415
4	Stan Smyl	411
5	Markus Naslund	410
6	Thomas Gradin	353
7	Dennis Kearns	290
8	Andre Boudrias	267
9	Todd Bertuzzi	261
10	Brendan Morrison	257

PENALTY MINUTES

1	Gino Odjick	2,127
2	Garth Butcher	1,668
3	Stan Smyl	1,556
4	Harold Snepsts	1,446
5	Tiger Williams	1,324
6	Donald Brashear	1,159
7	Dana Murzyn	900
8	Alex Burrows	825
9	Todd Bertuzzi	822
10	Jim Sandlak	789

GAME-WINNING GOALS

1	Daniel Sedin	63
2	Markus Naslund	49
T-3	Henrik Sedin	33
	Trevor Linden	33
5	Pavel Bure	32
6	Brendan Morrison	30
7	Tony Tanti	29
8	Thomas Gradin	26
T-9	Alex Burrows	24
	Todd Bertuzzi	24

POWER PLAY GOALS

1	Markus Naslund	114
2	Daniel Sedin	106
3	Tony Tanti	102
4	Trevor Linden	97
5	Todd Bertuzzi	79
6	Stan Smyl	74
7	Pavel Bure	69
8	Greg Adams	65
9	Don Lever	53
10	Ryan Kesler	52

SHORTHANDED GOALS

1	Pavel Bure	24
2	Alex Burrows	16
3	Trevor Linden	15
T-4	Stan Smyl	13
	Alex Mogilny	13
6	Petri Skriko	11
7	Ryan Kesler	9
8	Matt Cooke	8
T-9	Thomas Gradin	7
	Brendan Morrison	7

HAT TRICKS

T-1	Markus Naslund	10
	Tony Tanti	10
3	Pavel Bure	9
	Stan Smyl	7
T-5	Daniel Sedin	5
	Todd Bertuzzi	5
	Petri Skriko	5
T-8	Trevor Linden	4
	Thomas Gradin	4
	Alex Mogilny	4
	Darcy Rota	4
	Bobby Schmautz	4

GOALTENDER

Games Played

1	Kirk McLean	516
2	Roberto Luongo	406
3	Richard Brodeur	377
4	Dan Cloutier	208
5	Gary Smith	189

Wins

1	Roberto Luongo	233
2	Kirk McLean	211
3	Richard Brodeur	126
4	Dan Cloutier	109
5	Gary Smith	72

Shutouts

1	Roberto Luongo	35
2	Kirk McLean	20
3	Dan Cloutier	14
4	Gary Smith	11
5	Cory Schneider	9
AVG (Min. 50 GP)		
1	Cory Schneider	2.20
2	Roberto Luongo	2.36
3	Dan Cloutier	2.42
4	Alex Auld	2.75
5	Felix Potvin	2.84

CENTRES

Rk.	Player	G	A	PTS
1	Henrik Sedin	182	610	792
2	Thomas Gradin	197	353	550
3	Brendan Morrison	136	257	393
4	Andre Boudrias	121	267	388
5	Ryan Kesler	157	193	350
6	Patrik Sundstrom	133	209	342
7	Cliff Ronning	112	216	328
8	Chris Oddleifson	85	180	265
9	Barry Pederson	60	137	197
10	Bobby Lalonde	72	117	189

RIGHT WING

Rk.	Player	G	A	PTS
1	Trevor Linden	318	415	733
2	Stan Smyl	262	411	673
3	Pavel Bure	254	224	478
4	Tony Tanti	250	220	470
5	Todd Bertuzzi	188	261	449
6	Alex Mogilny	139	169	308
7	Dennis Vergeraert	139	165	304
T-8	Jim Sandlak	104	117	221
	Rick Blight	96	125	221
10	Bobby Schmautz	108	104	212

LEFT WING

Rk.	Player	G	A	PTS
1	Daniel Sedin	291	467	758
2	Markus Naslund	346	410	756
3	Don Lever	186	221	407
4	Petri Skriko	171	202	373
5	Greg G. Adams	179	190	369
6	Alex Burrows	152	142	294
7	Geoff Courtinall	102	144	246
8	Darcy Rota	20	116	236
9	Curt Fraser	92	114	206
10	Matt Cooke	83	120	203

DEFENCEMEN

Rk.	Player	G	A	PTS
1	Mattias Ohlund	93	232	325
T-2	Jyrki Lumme	83	238	321
	Dennis Kearns	31	290	321
4	Doug Lidster	65	242	307
5	Sami Salo	74	162	236
6	Ed Jovanovski	57	177	234
7	Rick Lanz	56	171	227
8	Alex Edler	51	155	206
9	Kevin Bieksa	48	155	203
10	Kevin McCarthy	51	148	199

ROOKIE

Rk.	Player	G	A	PTS
T-1	Pavel Bure	34	26	60
	Ivan Hlinka	23	37	60
3	Trevor Linden	30	29	59
4	Dennis Vergeraert	26	31	57
T-5	Rick Blight	25	31	56
	Dale Tallon	14	42	56
7	Dixon Ward	22	30	52

ALL-TIME PLAYER RECORDS

SEASON PLAYER RECORDS

Season	Goals	Assists	Points	Season	Goals	Assists	Points
1970.71	Paiement 34	Tallon 42	Boudrias 66	1990.91	Linden 33	Linden 37	Linden 70
1971.72	Boudrias 27	Guevremont 38	Boudrias 61		Courttnall 33		
			Kurtenbach 61	1991.92	Bure 34	Ronning 47	Linden 75
1972.73	Schmautz 38	Boudrias 40	Schmautz 71	1992.93	Bure 60*	Ronning 56	Bure 110
1973.74	Schmautz 26	Boudrias 59	Boudrias 75	1993.94	Bure 60*	Bure 47	Bure 107
	Ververgaert 26			1994.95	Bure 20	R. Courttnall 24	Bure 43
1974.75	Lever 38	Boudrias 62	Boudrias 78	1995.96	Mogilny 55	Mogilny 52	Mogilny 107
1975.76	Ververgaert 37	Kearns 46	Ververgaert 71	1996.97	Gelinis 35	Mogilny 42	Mogilny 73
		Oddleifson 46		1997.98	Bure 51	Bure 39	Bure 90
1976.77	Blight 28	Kearns 55	Blight 68	1998.99	Naslund 36	Messier 35	Naslund 66
1977.78	Walton 29	Kearns 43	Walton 66	1999.00	Naslund 27	Cassels 45	Naslund 65
1978.79	Sedlbauer 40	Gradin 31	Sedlbauer 56	2000.01	Naslund 41	Cassels 44	Naslund 75
		Kearns 31		2001.02	Naslund 40	Naslund 50	Naslund 90
1979.80	Smyl 31	Smyl 47	Smyl 78	2002.03	Naslund 48	Naslund 56	Naslund 104
1980.81	Williams 35	Gradin 48	Gradin 69	2003.04	Naslund 35	Naslund 49	Naslund 84
1981.82	Gradin 37	Gradin 49	Gradin 86	2004.05	-	-	-
1982.83	Rota 42	Gradin 54	Smyl 88	2005.06	Carter 33	H. Sedin 57	Naslund 79
1983.84	Tanti 45	Gradin 57	Sundstrom 91	2006.07	D. Sedin 36	H. Sedin 71	D. Sedin 84
1984.85	Tanti 39	Sundstrom 43	Sundstrom 68	2007.08	D. Sedin 29	H. Sedin 61	H. Sedin 76
1985.86	Tanti 39	Sundstrom 48	Skriko 78	2008.09	D. Sedin 31	H. Sedin 60	D. Sedin 82
1986.87	Tanti 41	Pederson 52	Tanti 79	2009.10	Burrows 35	H. Sedin 83*	H. Sedin 112*
1987.88	Tanti 40	Pederson 52	Tanti 77	2010.11	D. Sedin 41	H. Sedin 75	D. Sedin 104
1988.89	Linden 30	Reinhart 50	Skriko 66		Kesler 41		
	Skriko 30			2011.12	D. Sedin 30	H. Sedin 67	H. Sedin 81
1989.90	Adams 30	Reinhart 40	Quinn 63	2012.13	Burrows 13	H. Sedin 34	H. Sedin 45

*Club Record

SEASON PENALTY MINUTES & GOALTENDING RECORDS

Season	Penalty Minutes	Goaltender Avg (Min. 20 GP)	Wins	Season	Penalty Minutes	Goaltender Avg (Min. 20 GP)	Wins
1970.71	Paiement 152	Hodge 3.41	Hodge 15	1991.92	Odjick 348	McLean 2.74	McLean 38
1971.72	Schella 166	Wilson 3.61	Wilson 16	1992.93	Odjick 370	Whitmore 3.10	McLean 28
1972.73	Schmautz 137	Wilson 3.94	Wilson 13	1993.94	Odjick 271	McLean 2.99	McLean 23
1973.74	Dailey 143	Smith 3.44	Smith 20	1994.95	Murzyn 129	McLean 2.75	McLean 18
1974.75	Pratt 145	Smith 3.09	Smith 32	1995.96	Odjick 181	Hirsch 2.93	Hirsch 17
1975.76	Snepsts 125	Lockett 3.47	Smith 20	1996.97	Odjick 371	McLean 3.21	McLean 21
1976.77	Snepsts 149	Maniago 3.36	Maniago 17	1997.98	Brashear 372	Irbe 2.73	Irbe 14
1977.78	McIlhargey 172	Maniago 4.02	Maniago 10	1998.99	Brashear 209	Snow 2.93	Snow 20
1978.79	Snepsts 130	Hanlon 3.10	Hanlon 12	1999.00	Brashear 136	Potvin 2.59	Potvin 12
1979.80	Smyl 204	Hanlon 3.47	Hanlon 12	2000.01	Brashear 145	Essensa 2.68	Essensa 18
1980.81	Williams 343	Brodeur 3.51	Brodeur 17	2001.02	Cooke 111	Skudra 2.42	Cloutier 31
1981.82	Williams 341	Brodeur 3.35	Brodeur 20	2002.03	Bertuzzi 144	Cloutier 2.42	Cloutier 33
1982.83	Williams 265	Brodeur 3.79	Brodeur 21	2003.04	May 137	Cloutier 2.27	Cloutier 33
1983.84	Williams 294	Brodeur 4.01	Garrett 14	2004.05	-	-	-
1984.85	Butcher 152	Brodeur 4.67	Brodeur 16	2005.06	Ruutu 142	Auld 2.94	Auld 33
1985.86	Butcher 188	Young 3.58	Brodeur 19	2006.07	Bieksa 134	Luongo 2.29	Luongo 47*
1986.87	Butcher 207	Brodeur 3.59	Brodeur 20	2007.08	Burrows 179	Luongo 2.38	Luongo 35
1987.88	Butcher 285	McLean 3.71	McLean 11	2008.09	O'Brien 196	Luongo 2.34	Luongo 33
1988.89	Butcher 227	Weeks 2.98	McLean 20	2009.10	Hordichuk 142	Raycroft 2.42	Luongo 40
1989.90	Stern 208	McLean 3.47	McLean 21	2010.11	Torres 78	Luongo 2.11	Luongo 38
1990.91	Odjick 296	Gamble 3.45	Gamble 16	2011.12	Lapierre 130	Schneider 1.96	Luongo 31
				2012.13	Burrows 54	Schneider 2.11	Schneider 17

*Club Record

GOALTENDING RECORDS

Goaltender	GPI	MINs	GA	SO	Avg	W-L-T
Kirk McLean	516	29,989	1637	20	3.28	211-228-59
Roberto Luongo	406	23,752	934	35	2.36	233-121-44
Richard Brodeur	377	21,548	1389	6	3.87	126-172-62
Dan Cloutier	208	12,010	485	14	2.42	109-68-23
Gary Smith	189	10,304	572	11	3.33	72-81-23
Dunc Wilson	148	7,919	518	2	3.93	34-86-12
Glen Hanlon	137	7,770	461	5	3.56	43-66-21
Garth Snow	109	5,717	273	6	2.87	33-52-11
Frank Caprice	102	5,589	391	1	4.20	31-47-11
Corey Hirsch	101	5,434	283	4	3.12	32-42-13
Cory Schneider	98	5,372	197	9	2.20	55-26-8
Curt Ridley	96	5,183	328	1	3.80	25-44-16
Cesare Maniago	93	5,269	323	2	3.68	27-45-17
Alex Auld	81	4,650	213	1	2.75	39-31-8
Kay Whitmore	74	4,296	244	1	3.40	36-28-6
Gary Bromley	73	3,982	241	3	3.63	25-27-14
Troy Gamble	72	3,804	229	1	3.61	22-29-9
Felix Potvin	69	3,972	188	1	2.84	26-30-10
Steve Weeks	66	3,808	218	0	3.43	19-34-11
John Garrett	56	2,994	205	1	4.11	22-21-5
Ken Lockett	55	2,348	131	2	3.35	13-15-8
Ed Dycck	49	2,453	178	1	4.54	8-28-5
Peter Skudra	46	2,358	101	2	2.57	19-13-8
George Gardner	42	2,159	138	0	3.83	9-22-4
Arturs Irbe	41	1,999	91	2	2.73	14-11-6
Bob Essensa	39	2,059	92	1	2.68	18-12-3

Goaltender	GPI	MINs	GA	SO	Avg	W-L-T
Charlie Hodge	35	1,967	112	0	3.42	15-13-5
Curtis Sanford	35	1,652	74	1	2.71	11-11-1
Kevin Weekes	31	1,519	81	1	3.20	6-15-5
Wendell Young	30	1,443	96	0	3.99	5-15-4
Andrew Raycroft	21	967	39	1	2.42	9-5-1
Johan Hedberg	21	1,098	46	3	2.51	8-6-2
Bruce Bullock	16	927	74	0	4.79	3-9-3
Sean Burke	16	838	49	0	3.51	2-9-4
Ken Ellicott	12	555	41	0	4.43	2-3-4
Jacques Caron	10	465	38	0	4.90	2-5-1
Jason LaBarbera	9	451	20	0	2.66	3-2-2
Dany Sabourin	9	479	21	0	2.63	2-4-1
Bob Mason	6	353	29	0	4.93	2-4-0
Corey Schwab	6	269	16	0	3.57	2-1-1
Mike Fountain	6	245	14	1	3.43	2-2-0
Martin Brochu	6	216	15	0	4.17	0-3-0
Mike Noronen	4	170	10	0	3.52	1-1-0
Maxime Ouellet	4	222	12	0	3.25	0-2-0
Rick Heinz	3	180	9	1	3.00	2-1-0
D. McClelland	2	120	10	0	5.00	1-1-0
Drew MacIntyre	2	61	3	0	2.95	0-1-0
Alfie Michaud	2	69	5	0	4.35	0-1-0
Tyler Moss	1	22	1	0	2.50	0-0-0
M. Bannerman	1	20	0	0	0.00	0-0-0
Steve McKichan	1	20	2	0	6.00	0-0-0
Rob McVicar	1	3	0	0	0.00	0-0-0

CANUCKS MOST PRODUCTIVE MONTHS

Player	Month	GP	Points
Stan Smyl	Mar. 1983	16	10-21-31
Pavel Bure	Mar. 1994	16	19-11-30
Darcy Rota	Mar. 1983	16	15-15-30
Thomas Gradin	Mar. 1983	16	11-16-27
Henrik Sedin	Jan. 2010	13	6-19-25
Henrik Sedin	Dec. 2009	15	5-20-25
Alex Mogilny	Feb. 1996	13	12-13-25
Henrik Sedin	Mar. 2010	15	4-20-24
Pavel Bure	Nov. 1992	15	16-8-24
Patrik Sundstrom	Feb. 1984	15	13-11-24
Tony Tanti	Oct. 1983	12	13-10-23
Geoff Courtnall	Nov. 1992	15	5-18-23
Henrik Sedin	Dec. 2011	15	2-20-22
Henrik Sedin	Dec. 2010	14	7-15-22
Daniel Sedin	Mar. 2010	15	8-14-22
Alex Burrows	Jan. 2010	13	15-7-22
Daniel Sedin	Jan. 2010	13	6-16-22
Daniel Sedin	Dec. 2009	15	9-13-22
Petri Skriko	Nov. 1986	14	14-8-22
Tony Tanti	Jan. 1988	15	13-9-22
Pavel Bure	Jan. 1992	14	12-10-22
Petri Skriko	Mar. 1987	12	10-12-22
Todd Bertuzzi	Mar. 2002	14	11-11-22
Daniel Sedin	Mar. 2011	15	9-12-21
Markus Naslund	Jan. 2002	14	8-13-21

Player	Month	GP	Points
Petri Nedved	Nov. 1992	15	12-9-21
Barry Pederson	Jan. 1988	15	5-16-21
Pavel Bure	Nov. 1997	13	8-13-21
Daniel Sedin	Dec. 2010	14	7-13-20
Daniel Sedin	Mar. 2007	15	9-11-20
Alex Mogilny	Jan. 1996	12	11-9-20
Patrik Sundstrom	Oct. 1983	12	7-13-20
Ryan Kesler	Dec. 2010	14	9-10-19
Henrik Sedin	Mar. 2009	15	7-12-19
Henrik Sedin	Mar. 2007	15	2-17-19
Dan Quinn	Feb. 1990	14	13-6-19
Pavel Bure	Jan. 1994	13	13-6-19
Petri Skriko	Nov. 1983	14	10-9-19
Greg Adams	Nov. 1987	14	9-10-19
Todd Bertuzzi	Jan. 2002	14	7-12-19
Barry Pederson	Nov. 1986	14	7-12-19
Stan Smyl	Feb. 1980	12	5-14-19
Daniel Sedin	Mar. 2009	15	5-13-18
Daniel Sedin	Dec. 2006	13	9-9-18
Ivan Hlinka	Nov. 1982	14	8-10-18
Petri Skriko	Jan. 1988	13	8-10-18
Trevor Linden	Dec. 1995	13	7-11-18
Per-Olov Brasar	Mar. 1981	13	6-12-18
Thomas Gradin	Mar. 1982	13	6-12-18
Paul Reinhart	Oct. 1989	13	5-13-18

ALL-TIME PENALTY SHOTS

CANUCKS POINT STREAKS

Rank	Player	Date	GP	Points
T-1	Nedved	Nov. 19/92	Dec. 27/92	15 15-9-24
	Bertuzzi	Jan. 3/02	Feb. 4/02	15 7-12-19
3	Rota	Mar. 2/83	Mar. 29/83	14 15-15-30
T-4	Kesler	Feb. 6/10	Mar. 14/10	13 6-9-15
	Smyl	Feb. 27/83	Mar. 23/83	13 8-19-27
	Bure	Jan. 4/93	Jan. 30/93	13 12-10-22
T-6	Burrows	Dec. 31/09	Jan. 25/10	12 13-6-19
	Gradin	Feb. 27/83	Mar. 21/83	12 10-16-26
	Bure	Mar. 9/94	Apr. 1/94	12 16-8-24
	Smyl	Feb. 7/80	Mar. 4/80	12 5-17-22
	Bure	Feb. 8/94	Mar. 4/94	12 11-10-21
	Semenov	Nov. 6/92	Nov. 26/92	12 1-16-17
	Bertuzzi	Jan. 17/03	Feb. 13/03	12 6-8-14
T-12	D. Sedin	Feb. 12/10	Mar. 16/10	11 3-14-17
	Tanti	Oct. 5/83	Oct. 28/83	11 13-10-23
	Kearns	Feb. 27/77	Mar. 20/77	11 1-19-20
	Mogilny	Nov. 3/95	Nov. 23/95	11 9-8-17
	Bubla	Oct. 12/83	Nov. 5/83	11 1-11-12

T-16	D. Sedin	Nov. 24/10	Dec. 18/10	10 4-10-14
	Burrows	Jan. 22/11	Feb. 14/11	10 8-4-12
	H. Sedin	Dec. 22/09	Jan. 11/10	10 5-15-20
	Bure	Nov. 11/97	Dec. 1/97	10 8-8-16
	Mogilny	Jan. 22/96	Feb. 9/96	10 9-6-15

STREAKS TO START SEASON

Rank	Player	Month	GP	Points
1	Tanti	Oct. 5/83	Oct. 28/83	11 13-10-23
2	D. Sedin	Oct. 9/10	Oct. 26/10	9 7-5-12
T-3	Linden	Oct. 9/95	Oct. 25/95	8 5-7-12
	Walton	Oct. 12/77	Oct. 29/77	8 6-6-12
5	Pederson	Oct. 6/88	Oct. 18/88	7 3-4-7
6	H. Sedin	Oct. 9/10	Oct. 19/10	6 0-9-9
7	Boudrias	Oct. 9/74	Oct. 19/74	5 0-9-9
T-8	Ververgaert	Oct. 9/74	Oct. 19/74	5 5-2-7
	Lever	Oct. 9/74	Oct. 19/74	5 3-4-7
T-10	D. Sedin	Oct. 5/07	Oct. 13/07	5 4-3-7
	Tanti	Oct. 11/84	Oct. 18/84	5 4-1-5
	Tannahill	Oct. 7/78	Oct. 17/78	5 2-3-5

CANUCKS PENALTY SHOTS (Scored on 19 of 50 opportunities)

Player	Date	Goaltender	Result	Score
Andre Boudrias	Mar. 9/73	Roger Crozier	GOAL	BUF 2 @ VAN 5
Ron Sedlbauer	Nov. 19/77	Billy Smith	no goal	VAN 2 @ NYI 9
Ron Sedlbauer	Mar. 7/78	Glen Resch	no goal	VAN 2 @ NYI 5
Ron Sedlbauer	Mar. 2/79	Greg Inness	no goal	WSH 6 @ VAN 2
Harold Snepsts	Feb. 2/80	Gilles Meloche	GOAL	VAN 5 @ MIN 4
Thomas Gradin	Feb. 11/82	Gilles Gilbert	GOAL	VAN 4 @ DET 4
Ivan Hlinka	Feb. 11/82	Gilles Gilbert	GOAL	VAN 4 @ DET 4
Stan Smyl	Jan. 16/87	Mike Vernon	GOAL	CGY 5 @ VAN 9
Greg Adams	Jan. 7/88	Alain Chevrier	no goal	VAN 6 @ NJ 3
Greg Adams	Jan. 9/89	Alan Bester	no goal	VAN 0 @ TOR 3
Greg Adams	Dec. 10/89	Jacques Cloutier	no goal	VAN 1 @ CHI 7
Gino Odjick	Oct. 19/91	Mike Vernon	GOAL	CGY 2 @ VAN 5
Greg Adams	Dec. 1/91	Bill Ranford	no goal	VAN 0 @ EDM 7
Greg Adams	Jan. 25/92	Curtis Joseph	no goal	VAN 1 @ STL 0
Pavel Bure	Feb. 17/92	John Vanbiesbrouck	no goal	VAN 3 @ NYR 3
Pavel Bure	Feb. 28/92	Rick Tabaracci	GOAL	WPG 3 @ VAN 5
Pavel Bure	Oct. 6/93	Kelly Hrudey	no goal	VAN 5 @ LA 2
Geoff Courtnall	Mar. 21/95	Damian Rhodes	no goal	TOR 1 @ VAN 3
Mike Sillinger	Jan. 14/97	Mark Fitzpatrick	GOAL	FLA 4 @ VAN 4
Pavel Bure	Nov. 12/97	Mike Vernon	GOAL	VAN 5 @ SJ 2
Alex Mogilny	Dec. 1/97	Chris Osgood	GOAL	DET 3 @ VAN 3
Pavel Bure	Jan. 26/98	Nikolai Khabibulin	GOAL	VAN 2 @ PHX 4
Pavel Bure	Feb. 28/98	Damian Rhodes	GOAL	OTT 4 @ VAN 6
Markus Naslund	Dec. 19/98	Mike Dunham	GOAL	NSH 6 @ VAN 4
Andrew Cassels	Nov. 30/99	Patrick Roy	no goal	COL 4 @ VAN 2
Andrew Cassels	Mar. 18/01	Norm Maracle	no goal	VAN 5 @ ATL 3
Markus Naslund	Oct. 18/01	Curtis Joseph	GOAL	TOR 6 @ VAN 5
Markus Naslund	Mar. 21/02	Chris Osgood	no goal	VAN 2 @ NYI 3
Daniel Sedin	Jan. 17/04	Jean-Sebastien Giguere	no goal	ANA 2 @ VAN 1
Jarkko Ruutu	Feb. 13/04	Pasi Nurminen	no goal	ATL 4 @ VAN 1
Trevor Linden	Nov. 20/05	Ilya Bryzgalov	GOAL	VAN 3 @ ANA 2
Alex Burrows	Jan. 5/06	Craig Anderson	no goal	VAN 3 @ CHI 2
Jarkko Ruutu	Jan. 5/06	Craig Anderson	GOAL	VAN 3 @ CHI 2
Alex Burrows	Feb. 3/06	Mikikka Kiprusoff	no goal	VAN 3 @ CGY 1
Daniel Sedin	Mar. 8/07	Curtis Joseph	no goal	VAN 4 @ PHX 2
Henrik Sedin	Nov. 27/07	Jonas Hiller	no goal	ANA 0 @ VAN 4
Markus Naslund	Feb. 1/08	Tomas Vokoun	no goal	VAN 3 @ FLA 4
Daniel Sedin	Feb. 10/08	Nikolai Khabibulin	no goal	CHI 2 @ VAN 3
Markus Naslund	Mar. 15/08	Marty Turco	no goal	VAN 4 @ DAL 3
Taylor Pyatt	Nov. 12/08	Peter Budaj	GOAL	COL 2 @ VAN 1
Pavol Demitra	Mar. 27/09	Andrew Raycroft	no goal	VAN 4 @ COL 1
Mason Raymond	Jan. 7/10	Ilya Bryzgalov	no goal	PHX 0 @ VAN 4
Henrik Sedin	Nov. 1/10	Martin Brodeur	GOAL	NJ 0 @ VAN 3
Alex Burrows	Mar. 8/11	Ilya Bryzgalov	no goal	VAN 4 @ PHX 3(OT)
Daniel Sedin	Mar. 25/11	Chris Mason	no goal	VAN 3 @ ATL 1
Zack Kassian	Mar. 6/12	Richard Bachman	no goal	DAL 5 @ VAN 2
Dave Booth	Apr. 3/12	Jonas Hiller	no goal	ANA 4 @ VAN 5(50)
Alex Burrows	Jan. 25/13	Jonas Hiller	no goal	VAN 5 @ ANA 0
Henrik Sedin	Mar. 14/13	Chris Mason	GOAL	NSH 4 @ VAN 7
Jannik Hansen	Mar. 16/13	Jimmy Howard	no goal	DET 5 @ VAN 2

OPPOSITION (Scored on 17 of 51 opportunities)

Player	Date	Goaltender	Result	Score			
P. Andrea	Nov. 5/70	Dunc Wilson	NO GOAL	VAN	4	@	BUF 1
G. Charron	Feb. 29/72	Ed Dycck	NO GOAL	VAN	2	@	DET 8
S. Atkinson	Feb. 1/75	Ken Lockett	goal	WSH	2	@	VAN 5
D. Murdoch	Nov. 3/76	Curt Ridley	goal	NYR	6	@	VAN 1
D. Savard	Jan. 10/82	Richard Brodeur	NO GOAL	VAN	2	@	CHI 3
B. Propp	Jan. 4/83	Ken Ellacott	goal	VAN	1	@	PHI 4
W. Gretzky	Jan. 19/83	Richard Brodeur	goal	VAN	4	@	EDM 9
B. Ashton	Dec. 11/88	Kirk McLean	goal	WPG	6	@	VAN 8
J. Nieuwendyk	Dec. 16/88	Steve Weeks	goal	CGY	5	@	VAN 3
M. Donnelly	Nov. 12/92	Kirk McLean	goal	VAN	4	@	LA 7
A. Kovalenko	Dec. 4/93	Kirk McLean	goal	VAN	1	@	QUE 3
B. Gilchrist	Jan. 27/94	Kirk McLean	NO GOAL	DAL	3	@	VAN 2
R. Niedermayer	Mar. 13/97	Corey Hirsch	NO GOAL	VAN	4	@	FLA 5
H. Dominichelli	Feb. 27/98	Arturs Irbe	goal	VAN	4	@	CGY 4
O. Nolan	Dec. 26/98	Kirk Snow	NO GOAL	VAN	0	@	SJ 2
M. Rucinsky	Jan. 2/99	Corey Hirsch	NO GOAL	MTL	2	@	VAN 1
P. Kariya	Feb. 20/99	Corey Hirsch	goal	ANA	5	@	VAN 1
M. Sushinsky	Nov. 26/00	Felix Potvin	NO GOAL	VAN	2	@	MIN 4
B. Hull	Jan. 22/01	Felix Potvin	NO GOAL	VAN	1	@	DAL 2
D. Bylsma	Dec. 12/01	Dan Cloutier	NO GOAL	VAN	1	@	ANA 0
S. Roest	Mar. 2/02	Dan Cloutier	goal	MIN	3	@	VAN 6
M. Sillinger	Mar. 14/02	Dan Cloutier	NO GOAL	VAN	5	@	CBJ 1
B. Morrow	Nov. 6/02	Dan Cloutier	goal	VAN	0	@	DAL 4
T. Holmstrom	Jan. 19/03	Dan Cloutier	NO GOAL	VAN	4	@	DET 1
A. Laaksonen	Oct. 18/03	Johan Hedberg	NO GOAL	VAN	2	@	MIN 2
E. Nickulas	Nov. 6/03	Dan Cloutier	NO GOAL	VAN	2	@	STL 3
O. Saprykin	Dec. 26/03	Dan Cloutier	NO GOAL	VAN	2	@	CGY 0
J. Iginla	Jan. 3/04	Alex Auld	NO GOAL	VAN	3	@	CGY 1
A. Laaksonen	Feb. 19/04	Dan Cloutier	goal	VAN	2	@	MIN 6
P. Demitra	Feb. 28/04	Johan Hedberg	NO GOAL	STL	0	@	VAN 2
P.M. Bouchard	Oct. 12/05	Dan Cloutier	goal	VAN	0	@	MIN 6
C. Kobasew	Nov. 7/05	Alex Auld	NO GOAL	VAN	3	@	CGY 4
S. Doan	Nov. 26/05	Alex Auld	NO GOAL	VAN	1	@	PHX 2
R. Nash	Feb. 6/06	Alex Auld	NO GOAL	CBJ	4	@	VAN 7
B. Rolston	Nov. 2/06	Roberto Luongo	goal	VAN	2	@	MIN 5
E. Staal	Dec. 8/06	Roberto Luongo	no goal	CAR	3	@	VAN 4
S. Crosby	Dec. 8/07	Roberto Luongo	no goal	PIT	2	@	VAN 1
M. Nylander	Oct. 13/08	Roberto Luongo	goal	VAN	1	@	WSH 5
S. Gagner	Oct. 25/08	Roberto Luongo	no goal	EDM	3	@	VAN 6
A. Frolov	Oct. 30/08	Roberto Luongo	no goal	VAN	4	@	LA 0
P. Sharp	Mar. 29/09	Roberto Luongo	no goal	VAN	4	@	CHI 0
A. Semin	Dec. 18/09	Roberto Luongo	no goal	WSH	2	@	VAN 3
M. Paajarvi	Dec. 12/10	Roberto Luongo	NO GOAL	VAN	2	@	EDM 1
J. Neal	Dec. 31/10	Cory Schneider	NO GOAL	VAN	4	@	DAL 1
K. Porter	Jan. 18/11	Roberto Luongo	NO GOAL	VAN	3	@	COL 4
T. Hartikainen	Apr. 2/11	Cory Schneider	NO GOAL	EDM	4	@	VAN 1
M. Mayorov	Oct. 10/11	Cory Schneider	NO GOAL	VAN	3	@	CBJ 2
M. Knuble	Oct. 29/11	Roberto Luongo	goal	WSH	4	@	VAN 7
D. Paille	Jan. 7/12	Cory Schneider	NO GOAL	VAN	4	@	BOS 3
M. Ribeiro	Mar. 22/12	Cory Schneider	NO GOAL	VAN	2	@	DAL 1
Taylor Hall	Feb. 4/13	Roberto Luongo	NO GOAL	VAN	3	@	EDM 2(OT)

CANUCKS SHUTOUTS

CANUCKS SHUTOUTS

No.	Date	Opponent	Score	Goaltender
1971.72				
1	Oct. 27	@ Toronto	0-0	Dunc Wilson
1972.73				
2	Jan. 9	St. Louis	3-0	Dunc Wilson
3	Feb. 16	Atlanta	5-0	Ed Dyck
1973.74				
4	Oct. 23	Atlanta	3-0	Gary Smith
5	Mar. 15	Atlanta	3-0	Gary Smith
6	Mar. 31	California	7-0	Gary Smith
1974.75				
7	Oct. 20	@ NY Rangers	1-0	Gary Smith
8	Oct. 29	Detroit	7-0	Gary Smith
9	Nov. 12	Chicago	1-0	Gary Smith
10	Nov. 30	NY Islanders	3-0	Gary Smith
11	Dec. 10	California	3-0	Gary Smith
12	Feb. 11	Kansas City	4-0	Gary Smith
13	Apr. 1	California	7-0	Ken Lockett
14	Apr. 2	@ California	3-0	Ken Lockett
1975.76				
15	Nov. 25	Buffalo	4-0	Gary Smith
16	Feb. 20	Minnesota	7-0	Gary Smith
17	Apr. 2	@ California	5-0	Curt Ridley
1976.77				
18	Mar. 10	Chicago	5-0	Cesare Maniago
1977.78				
19	Nov. 20	@ NY Rangers	3-0	Cesare Maniago
1978.79				
20	Nov. 1	@ Chicago	1-0	Glen Hanlon
21	Dec. 5	Atlanta	3-0	Glen Hanlon
22	Dec. 23	Los Angeles	2-0	Glen Hanlon
23	Feb. 22	Colorado	3-0	Gary Bromley
24	Mar. 31	@ Colorado	2-0	Gary Bromley
1979.80				
25	Apr. 1	Edmonton	5-0	Gary Bromley
1980.81				
26	Mar. 1	Hartford	3-0	Glen Hanlon
1981.82				
27	Oct. 28	Washington	3-0	Richard Brodeur
28	Dec. 2	Minnesota	5-0	Glen Hanlon
29	Mar. 28	Winnipeg	5-0	Rick Heinz
30	Apr. 3	@ Los Angeles	6-0	Richard Brodeur
1982.83				
31	Mar. 2	@ Winnipeg	3-0	John Garrett
1983.84				
32	Jan. 15	Hartford	5-0	Frank Caprice
33	Jan. 27	Philadelphia	4-0	Richard Brodeur
1985.86				
34	Oct. 23	@ Detroit	5-0	Richard Brodeur
35	Nov. 11	Detroit	5-0	Richard Brodeur
1986.87				
36	Nov. 18	Calgary	5-0	Richard Brodeur
1987.88				
37	Feb. 17	Pittsburgh	5-0	Kirk McLean
1988.89				
38	Oct. 19	@ New Jersey	4-0	Kirk McLean
39	Feb. 21	St. Louis	2-0	Kirk McLean
40	Mar. 8	Winnipeg	3-0	Kirk McLean
41	Mar. 16	Edmonton	3-0	Kirk McLean
1990.91				
42	Oct. 12	St. Louis	4-0	Troy Gamble
1991.92				
43	Nov. 10	NY Islanders	6-0	Kirk McLean
44	Nov. 16	San Jose	1-0	Kirk McLean

No.	Date	Opponent	Score	Goaltender
45	Dec. 4	@ Montreal	3-0	Kirk McLean
46	Jan. 25	@ St. Louis	1-0 OT	Kirk McLean
47	Mar. 1	Calgary	11-0	Kirk McLean
1992.93				
48	Nov. 21	Edmonton	9-0	Kirk McLean
49	Dec. 31	Los Angeles	4-0	Kirk McLean
50	Jan. 4	Tampa Bay	7-0	Kirk McLean
51	Apr. 4	@ Ottawa	3-0	Kay Whitmore
1993.94				
52	Nov. 10	Los Angeles	4-0	Kirk McLean
53	Nov. 16	St. Louis	3-0	Kirk McLean
54	Mar. 3	St. Louis	4-0	Kirk McLean
1994.95				
55	Apr. 11	Anaheim	5-0	Kirk McLean
1995.96				
56	Jan. 15	@ Boston	6-0	Corey Hirsch
57	Mar. 3	@ Buffalo	3-0	Kirk McLean
58	Apr. 13	Calgary	5-0	Kirk McLean
1996.97				
59	Nov. 14	@ New Jersey	3-0	Mike Fountain
60	Nov. 19	Dallas	2-0	Corey Hirsch
61	Dec. 15	@ St. Louis	8-0	Corey Hirsch
1997.98				
62	Oct. 13	Edmonton	3-0	Kirk McLean
63	Dec. 15	Los Angeles	7-0	Arturs Irbe
64	Dec. 18	@ San Jose	0-0 OT	Arturs Irbe
1998.99				
65	Oct. 23	@ Florida	5-0	Garth Snow
66	Nov. 19	@ Colorado	5-0	Garth Snow
67	Jan. 10	Dallas	2-0	Corey Hirsch
68	Feb. 26	Carolina	1-0	Garth Snow
69	Mar. 11	@ Phoenix	3-0	Garth Snow
70	Mar. 29	Phoenix	1-0	Garth Snow
71	Apr. 12	@ Calgary	2-0	Garth Snow
1999.00				
72	Oct. 24	@ NY Rangers	3-0	Kevin Weekes
2000.01				
73	Oct. 14	Buffalo	4-0	Felix Potvin
74	Feb. 8	San Jose	0-0	Bob Essensa
2001.02				
75	Oct. 13	Colorado	4-0	Dan Cloutier
76	Nov. 1	Montreal	4-0	Dan Cloutier
77	Nov. 11	@ Minnesota	5-0	Dan Cloutier
78	Dec. 12	@ Anaheim	1-0	Dan Cloutier
79	Dec. 15	Detroit	3-0	Dan Cloutier
80	Jan. 26	@ Calgary	2-0	Peter Skudra
81	Mar. 12	@ Nashville	5-0	Dan Cloutier
82	Mar. 26	Los Angeles	4-0	Dan Cloutier
2002.03				
83	Oct. 10	@ Calgary	3-0	Dan Cloutier
84	Jan. 26	Phoenix	1-0	Peter Skudra
85	Feb. 25	Atlanta	8-0	Dan Cloutier
86	Mar. 23	Washington	6-0	Alex Auld
2003.04				
87	Oct. 11	Edmonton	3-0	Johan Hedberg
88	Dec. 20	@ Edmonton	3-0	Dan Cloutier
89	Dec. 26	@ Calgary	2-0	Dan Cloutier
90	Feb. 5	@ New Jersey	4-0	Dan Cloutier
91	Feb. 16	@ Colorado	1-0	Dan Cloutier
92	Feb. 28	St. Louis	2-0	Johan Hedberg
93	Mar. 6	@ Columbus	4-0	Johan Hedberg
94	Mar. 24	Los Angeles	1-0	Dan Cloutier
2004.05				

Work stoppage

CANUCKS/OPPONENT SHUTOUTS

2006.07

95	Oct. 25	@ Chicago	5-0	Roberto Luongo
96	Nov. 28	Columbus	1-0	Roberto Luongo
97	Jan. 16	@ Montreal	4-0	Roberto Luongo
98	Mar. 21	Nashville	2-0	Roberto Luongo
99	Mar. 27	@ Colorado	3-0	Roberto Luongo

2007.08

100	Nov. 14	@ Edmonton	0-1	Roberto Luongo
101	Nov. 25	Chicago	2-0	Roberto Luongo
102	Nov. 27	Anaheim	4-0	Roberto Luongo
103	Nov. 29	Columbus	2-0	Roberto Luongo
104	Dec. 18	New Jersey	5-0	Roberto Luongo
105	Jan. 3	NY Rangers	3-0	Roberto Luongo

2008.09

106	Oct. 9	Calgary	6-0	Roberto Luongo
107	Oct. 30	@ Los Angeles	4-0	Roberto Luongo
108	Nov. 4	Nashville	4-0	Roberto Luongo
109	Nov. 6	Phoenix	1-0	Roberto Luongo
110	Nov. 8	Minnesota	2-0	Roberto Luongo
111	Dec. 28	Ottawa	3-0	Curtis Sanford
112	Mar. 19	St. Louis	3-0	Roberto Luongo
113	Mar. 29	@ Chicago	4-0	Roberto Luongo
114	Apr. 9	Los Angeles	1-0	Roberto Luongo
115	Apr. 11	@ Colorado	1-0	Roberto Luongo

2009.10

116	Oct. 25	Edmonton	2-0	Roberto Luongo
117	Nov. 1	Colorado	3-0	Andrew Raycroft
118	Dec. 3	@ Philadelphia	3-0	Roberto Luongo
119	Jan. 7	Phoenix	4-0	Roberto Luongo
120	Feb. 11	@ Florida	3-0	Roberto Luongo

No shutouts were recorded by the Canucks in the following seasons: 1970.71, 1984.85, 1989.90 and 2005.06.

*A shared shutout does not count towards an individual's total career shutouts

2010.11

121	Nov. 1	New Jersey	3-0	Roberto Luongo
122	Dec. 3	@ Chicago	3-0	Roberto Luongo
123	Feb. 2	@ Phoenix	6-0	Roberto Luongo
124	Mar. 6	@ Anaheim	3-0	Cory Schneider
125	Apr. 7	Minnesota	5-0	Roberto Luongo

2011.12

126	Nov. 23	@ Colorado	3-0	Cory Schneider
127	Nov. 25	@ Phoenix	5-0	Cory Schneider
128	Dec. 6	Colorado	6-0	Roberto Luongo/ Cory Schneider*
129	Dec. 19	Minnesota	4-0	Roberto Luongo
130	Jan. 4	Minnesota	3-0	Roberto Luongo
131	Mar. 1	St. Louis	2-0	Roberto Luongo
132	Mar. 26	Los Angeles	1-0	Roberto Luongo
133	Mar. 28	Colorado	1-0	Cory Schneider
134	Apr. 7	Edmonton	3-0	Roberto Luongo

2012.13

135	Jan. 25	@ Anaheim	5-0	Cory Schneider
136	Jan. 30	Colorado	3-0	Roberto Luongo
137	Feb. 22	@ Nashville	1-0	Roberto Luongo
138	Mar. 23	@ Los Angeles	1-0	Cory Schneider
139	Mar. 26	Columbus	1-0	Cory Schneider
140	Apr. 4	Edmonton	4-0	Cory Schneider
141	Apr. 8	Phoenix	2-0	Cory Schneider

OPPONENT SHUTOUTS

No. Date Opponent Score Goaltender

1971.72

1	Oct. 20	@ Minnesota	0-7	Cesare Maniago
2	Oct. 22	Montreal	0-6	Ken Dryden
3	Oct. 27	@ Toronto	0-0	Bernie Parent
4	Nov. 17	@ Chicago	0-3	Tony Esposito
5	Nov. 18	@ Boston	0-5	Ed Johnston
6	Dec. 4	@ Montreal	0-7	Ken Dryden
7	Dec. 22	@ Detroit	0-3	Al Smith
8	Jan. 20	@ Buffalo	0-1	Roger Crozier
9	Jan. 27	@ Chicago	0-4	Tony Esposito
10	Jan. 30	California	0-2	Gilles Meloche
11	Feb. 24	@ Detroit	0-2	Al Smith
12	Mar. 4	@ Montreal	0-5	Ken Dryden

1972.73

13	Oct. 19	@ Buffalo	0-6	Roger Crozier
14	Oct. 24	Pittsburgh	0-4	Denis Herron
15	Jan. 14	Montreal	0-3	Wayne Thomas
16	Jan. 19	Los Angeles	0-4	Gary Edwards
17	Mar. 22	@ Philadelphia	0-9	Doug Favell

1973.74

18	Oct. 17	@ Chicago	0-5	Tony Esposito
19	Nov. 9	Chicago	0-4	Tony Esposito
20	Nov. 25	@ NY Rangers	0-5	Ed Giacomini
21	Dec. 7	Atlanta	0-2	Dan Bouchard
22	Mar. 23	@ Los Angeles	0-5	Gary Edwards

1974.75

23	Jan. 1	Philadelphia	0-2	Bernie Parent
24	Mar. 19	@ NY Rangers	0-3	Ed Giacomini

1975.76

25	Oct. 12	@ Chicago	0-3	Tony Esposito
----	---------	-----------	-----	----------------------

1976.77

26	Oct. 9	@ Montreal	0-3	Ken Dryden
----	--------	------------	-----	-------------------

No. Date Opponent Score Goaltender

27	Oct. 20	@ Buffalo	0-4	Gerry Desjardins
28	Nov. 13	Toronto	0-3	Mike Palmateer
29	Jan. 19	Pittsburgh	0-3	Dunc Wilson
30	Feb. 9	@ Montreal	0-6	Ken Dryden
31	Feb. 21	St. Louis	0-4	Eddie Johnston
32	Feb. 26	@ Minnesota	0-3	Pete Lopresti

1977.78

33	Nov. 29	Philadelphia	0-3	Bernie Parent
34	Dec. 11	@ Buffalo	0-3	Don Edwards

1978.79

35	Nov. 12	Philadelphia	0-4	Bernie Parent
36	Dec. 30	@ Los Angeles	0-4	Mario Lessard
37	Jan. 2	@ NY Islanders	0-9	Chico Resch
38	Jan. 6	@ Montreal	0-2	Ken Dryden
39	Jan. 24	Chicago	0-5	Tony Esposito
40	Feb. 26	@ Los Angeles	0-2	Mario Lessard
41	Mar. 7	@ Toronto	0-2	Mike Palmateer
42	Mar. 29	@ Philadelphia	0-5	Robbie Moore

1979.80

43	Oct. 20	@ Toronto	0-2	Mike Palmateer
44	Jan. 8	@ NY Islanders	0-3	Chico Resch
45	Feb. 3	@ Buffalo	0-3	Bob Sauve

1981.82

46	Dec. 19	@ St. Louis	0-5	Mike Liut
----	---------	-------------	-----	------------------

1982.83

47	Feb. 24	@ Los Angeles	0-8	Markus Mattsson
----	---------	---------------	-----	------------------------

1983.84

48	Jan. 7	@ Minnesota	0-2	Gilles Meloche
49	Jan. 8	@ Chicago	0-2	Murray Bannerman
50	Jan. 10	@ St. Louis	0-2	Mike Liut

1984.85

51	Oct. 30	@ Edmonton	0-7	Andy Moog
----	---------	------------	-----	------------------

OPPONENT SHUTOUTS

No.	Date	Opponent	Score	Goaltender
52	Nov. 17	@ Edmonton	0-7	Grant Fuhr
53	Jan. 2	@ NY Rangers	0-6	John Vanbiesbrouck
54	Feb. 6	@ St. Louis	0-4	Mike Liut
55	Mar. 2	@ Boston	0-5	Pete Peeters

1985.86

62	Jan. 14	@ Los Angeles	0-4	Roland Melanson
63	Jan. 23	Pittsburgh	0-6	Meloche/Romano
64	Feb. 24	@ Calgary	0-2	Reggie Lemelin

1986.87

62	Jan. 14	@ Los Angeles	0-4	Roland Melanson
63	Jan. 23	Pittsburgh	0-6	Meloche/Romano
64	Feb. 24	@ Calgary	0-2	Reggie Lemelin

1987.88

65	Feb. 19	Toronto	0-5	Ken Wregget
66	Feb. 28	Los Angeles	0-2	Glenn Healy

1988.89

67	Dec. 15	@ Calgary	0-2	Rick Wamsley
68	Jan. 1	Montreal	0-4	Patrick Roy
69	Jan. 9	@ Toronto	0-3	Allan Bester
70	Mar. 5	@ Washington	0-3	Don Beaupre

1989.90

71	Jan. 16	@ NY Islanders	0-3	Glenn Healy
72	Mar. 13	Hartford	0-1	Peter Sidorkiewicz

1990.91

73	Oct. 23	@ Detroit	0-6	Tim Cheveldae
74	Nov. 11	@ Philadelphia	0-2	Pete Peeters
75	Jan. 28	Chicago	0-1	Ed Belfour
76	Feb. 10	@ New Jersey	0-2	Chris Terreri
77	Mar. 3	@ Chicago	0-8	Ed Belfour

1991.92

78	Dec. 1	@ Edmonton	0-7	Bill Ranford
79	Dec. 3	@ Quebec	0-3	Ron Tugnutt

1992.93

80	Feb. 15	@ Los Angeles	0-3	Kelly Hrudey
----	---------	---------------	-----	--------------

1993.94

81	Feb. 4	@ Anaheim	0-3	Guy Herbert
----	--------	-----------	-----	-------------

1994.95

82	Mar. 26	@ Calgary	0-2	Trevor Kidd
----	---------	-----------	-----	-------------

1995.96

83	Dec. 23	Detroit	0-1	Mike Vernon
84	Jan. 16	@ Hartford	0-3	Sean Burke
85	Mar. 12	@ Washington	0-9	Jim Carey
86	Mar. 15	@ Ottawa	0-2	Damien Rhodes
87	Mar. 23	Calgary	0-4	Trevor Kidd
88	Apr. 8	@ Anaheim	0-2	Guy Hebert

1996.97

89	Oct. 6	@ Edmonton	0-2	Curtis Joseph
90	Dec. 23	Edmonton	0-7	Bob Essensa
91	Jan. 25	@ Phoenix	0-4	Nikolai Khabibulin
92	Feb. 1	@ Calgary	0-3	Trevor Kidd
93	Feb. 22	@ Los Angeles	0-4	Stephane Fiset
94	Mar. 1	Los Angeles	0-3	Stephane Fiset

1997.98

95	Oct. 17	Boston	0-2	Jim Carey
96	Oct. 29	@ Chicago	0-3	Chris Terreri
97	Dec. 19	@ San Jose	0-0	Mike Vernon
100	Dec. 21	Chicago	0-5	Jeff Hackett
101	Dec. 31	Philadelphia	0-8	Ron Hextall
102	Jan. 14	@ Detroit	0-4	Chris Osgood
103	Mar. 9	St. Louis	0-4	Jamie McLennan
104	Apr. 15	Los Angeles	0-2	Jamie Storr

1998.99

105	Dec. 12	@ Los Angeles	0-3	Stephane Fiset
106	Dec. 26	@ San Jose	0-2	Steve Shields
107	Dec. 27	@ Edmonton	0-3	M. Shatalenkov
108	Jan. 4	@ St. Louis	0-4	Jamie McLennan
109	Feb. 1	Ottawa	0-1	Ron Tugnutt
110	Feb. 17	@ Chicago	0-4	Jocelyn Thibault

No.	Date	Opponent	Score	Goaltender
111	Feb. 28	Buffalo	0-2	Dwayne Roloson
112	Apr. 2	San Jose	0-7	Steve Shields

1999.00

113	Dec. 26	Calgary	0-2	Fred Brathwaite
114	Feb. 14	@ Pittsburgh	0-3	J.S. Aubin
115	Mar. 11	@ Phoenix	0-5	Sean Burke

2000.01

116	Nov. 9	@ Los Angeles	0-2	Jamie Storr
117	Dec. 29	@ Calgary	0-5	Fred Brathwaite
118	Jan. 3	@ Chicago	0-6	Jocelyn Thibault
119	Jan. 20	@ St. Louis	0-3	Roman Turek
120	Feb. 8	San Jose	0-0	Steve Shields
121	Feb. 24	@ Ottawa	0-3	Patrick Lalime
122	Mar. 23	@ New Jersey	0-4	J. Vanbiesbrouck

2001.02

123	Nov. 20	@ Ottawa	0-3	Patrick Lalime
124	Mar. 9	@ San Jose	0-2	Mikikka Kiprusoff
125	Mar. 24	Edmonton	0-2	Tommy Salo

2002.03

126	Nov. 6	@ Dallas	0-4	Marty Turco
127	Jan. 11	@ San Jose	0-3	Mikikka Kiprusoff
128	Mar. 4	@ Philadelphia	0-3	R. Cechmanek
129	Mar. 15	Toronto	0-1	Ed Belfour
130	Apr. 6	Los Angeles	0-2	Jamie Storr

2003.04

131	Nov. 11	@ Minnesota	0-1	Dwayne Roloson
132	Mar. 18	@ Dallas	0-3	Marty Turco

2004.05

Work stoppage

2005.06

133	Oct. 12	@ Minnesota	0-6	Dwayne Roloson
134	Nov. 5	@ Calgary	0-1	Mikikka Kiprusoff
135	Jan. 13	@ New Jersey	0-3	Martin Brodeur
136	Jan. 23	@ St. Louis	0-4	Curtis Sanford
137	Mar. 14	@ Nashville	0-5	Tomas Vokoun
138	Apr. 3	@ Los Angeles	0-1	Mathieu Garon

2006.07

139	Nov. 9	Anaheim	0-6	J.S. Giguere
140	Nov. 23	@ Nashville	0-6	Tomas Vokoun
141	Dec. 4	Edmonton	0-4	Dwayne Roloson
142	Dec. 21	@ Boston	0-2	Tim Thomas
143	Feb. 7	Chicago	0-3	Patrick Lalime

2007.08

144	Nov. 1	Nashville	0-3	Dan Ellis
145	Nov. 14	Edmonton	0-1	Mathieu Garon
146	Mar. 13	@ Phoenix	0-2	Ilya Bryzgalov
147	Mar. 28	@ Minnesota	0-4	Niklas Backstrom

2008.09

148	Oct. 28	Boston	0-1	Tim Thomas
149	Dec. 13	Edmonton	0-3	Dwayne Roloson
150	Dec. 23	@ San Jose	0-5	Evgeni Nabokov
151	Feb. 24	@ Montreal	0-3	Jaroslav Halak

2009.10

152	Oct. 3	@ Colorado	0-3	Craig Anderson
153	Nov. 22	Chicago	0-1	Antti Niemi

2010.11

154	Nov. 9	@ Montreal	0-2	Carey Price
155	Jan. 13	@ NY Rangers	0-1	Henrik Lundqvist
156	Jan. 16	@ Minnesota	0-4	Anton Khudobin
157	Mar. 3	Nashville	0-3	Pekka Rinne
158	Apr. 5	@ Edmonton	0-2	Devan Dubnyk

2011.12

159	Oct. 13	@ Detroit	0-2	Jimmy Howard
160	Oct. 18	NY Rangers	0-4	Henrik Lundqvist
161	Oct. 26	St. Louis	0-3	Brian Elliott
162	Mar. 19	@ Minnesota	0-2	Josh Harding

2012.13

163	Mar. 30	@ Edmonton	0-4	Devan Dubnyk
-----	---------	------------	-----	--------------

No shutouts were recorded by Opponents in the following seasons: 1970.71 and 1980.81.

HAT TRICKS

Player	Date	Opponent	Goaltender
--------	------	----------	------------

1970.71

Orland Kurtenbach	Dec. 12	California	Gary Smith
Rosaire Paiement (4)	Feb. 9	Buffalo	Roger Crozier
Rosaire Paiement	Feb. 16	Boston	Gerry Cheevers
Wayne Maki	Mar. 28	California	Gary Smith (1) Chris Worthy (2)

1971.72

Andre Boudrias	Jan. 22	NY Rangers	Gilles Villemure
----------------	---------	------------	------------------

1972.73

Bobby Schmautz	Nov. 17	L.A.	Gary Edwards (1) Rogie Vachon (2)
Bobby Schmautz (4)	Nov. 19	Buffalo	Dave Dryden
Don Tannahill	Dec. 26	California	Gilles Meloche
Bobby Schmautz (4)	Dec. 30	NY Islanders	Billy Smith
Andre Boudrias	Jan. 16	Toronto	Jacques Plante
Bobby Lalonde	Mar. 17	Pittsburgh	Andy Brown (2) Cam Newton (1)
Don Tannahill	Mar. 25	Toronto	Gord McRae

1973.74

Bobby Schmautz	Oct. 26	Detroit	Terry Richardson
Don Lever	Mar. 31	California	Gilles Meloche

1974.75

Chris Oddlerifson	Dec. 6	Atlanta	Dan Bouchard
Don Lever	Feb. 1	Washington	Ron Low
John Gould	Feb. 21	NY Islanders	Billy Smith
Gerry O'Flaherty	Mar. 21	Atlanta	Dan Bouchard

1975.76

Ron Sedlbauer	Nov. 8	Boston	Dave Reece
John Gould	Nov. 11	Toronto	Gord McRae
Garry Monahan	Jan. 23	Minnesota	Cesare Maniago

1976.77

Rick Blight (4)	Oct. 6	Pittsburgh	Gord Laxton
-----------------	--------	------------	-------------

1977.78

Jere Gillis	Nov. 9	St. Louis	Ed Johnston
Mike Walton	Nov. 15	Cleveland	Gilles Meloche

1978.79

Ron Sedlbauer	Nov. 28	St. Louis	Phil Myre
---------------	---------	-----------	-----------

1979.80

Stan Smyl	Mar. 7	Atlanta	Pat Riffin
Ivan Boldirev	Mar. 30	Minnesota	Gilles Meloche

1980.81

Stan Smyl	Oct. 12	Quebec	Michel Dion
Stan Smyl	Dec. 19	Pittsburgh	Rob Holland (2) Greg Millen (1)
Thomas Gradin	Mar. 4	Toronto	Jim Rutherford

1981.82

Thomas Gradin	Oct. 9	Edmonton	Andy Moog
Stan Smyl	Oct. 31	Philadelphia	Pete Peeters
Thomas Gradin	Nov. 8	Winnipeg	Doug Soetaert
Ivan Boldirev	Nov. 15	Calgary	Reggie Lemelin (2) Pat Riffin (1)

Stan Smyl	Jan. 27	Buffalo	Don Edwards
Darcy Rota	Mar. 18	Montreal	Denis Herron

1982.83

Patrik Sundstrom	Dec. 9	Minnesota	Gilles Meloche (1) Don Beaupre (2)
------------------	--------	-----------	---------------------------------------

Darcy Rota	Jan. 6	Hartford	Greg Millen
Darcy Rota	Mar. 12	Buffalo	Phil Myre
Thomas Gradin	Mar. 16	Edmonton	Andy Moog

Player	Date	Opponent	Goaltender
--------	------	----------	------------

1983.84

Darcy Rota	Nov. 30	Hartford	Greg Millen
Tony Tanti	Jan. 15	Hartford	Greg Millen
Tiger Williams	Jan. 20	Winnipeg	Mike Veisor
Patrik Sundstrom	Feb. 9	Montreal	Rick Wamsley (2) Richard Sevigny (1)

1984.85

Tony Tanti	Jan. 30	Montreal	Steve Penney
------------	---------	----------	--------------

1985.86

Tony Tanti	Nov. 13	Pittsburgh	Roberto Romano
Petri Skriko	Nov. 19	Detroit	Greg Stefan
Tony Tanti	Jan. 21	New Jersey	Craig Billington

1986.87

Petri Skriko	Nov. 18	Calgary	Mike Vernon
Petri Skriko (4)	Nov. 21	NY Rangers	John Vanbiesbrouck
Petri Skriko	Nov. 26	Los Angeles	Roland Melanson
Stan Smyl	Dec. 14	Chicago	M. Bannerman (2) Bob Sauve (1)

Tony Tanti	Jan. 19	Winnipeg	D. Berthiaume (2) Steve Penney (1)
------------	---------	----------	---------------------------------------

Petri Skriko	Mar. 6	Montreal	Patrick Roy
Tony Tanti	Mar. 20	Winnipeg	Pokey Reddick
Stan Smyl	Apr. 3	Winnipeg	Pokey Reddick

1987.88

Greg Adams (4)	Oct. 8	St. Louis	Greg Millen
Tony Tanti (4)	Jan. 13	Winnipeg	Steve Penney
Tony Tanti	Jan. 30	Calgary	Mike Vernon
Tony Tanti	Mar. 13	Buffalo	Tom Barrasso

1988.89

Greg Adams	Oct. 12	Edmonton	Grant Fuhr
Trevor Linden	Nov. 17	Minnesota	Jon Casey (2) Kari Takko (1)

Trevor Linden	Nov. 22	Buffalo	Daren Puppa (2) Empty Net (1)
---------------	---------	---------	----------------------------------

Tony Tanti	Jan. 7	Pittsburgh	Tom Barrasso
Jim Sandlak	Mar. 26	Winnipeg	Bob Essensa

1989.90

Rich Sutter	Oct. 20	New Jersey	Chris Terreri
Dan Quinn	Feb. 24	Los Angeles	Kelly Hrudey

1990.91

Trevor Linden	Dec. 20	Edmonton	Kari Takko
---------------	---------	----------	------------

1991.92

Igor Larionov	Nov. 3	Edmonton	Bill Ranford (2) Peter Ing (1)
---------------	--------	----------	-----------------------------------

Dave Babych	Nov. 22	Calgary	Mike Vernon
Greg Adams	Dec. 4	Montreal	Patrick Roy
Igor Larionov	Dec. 28	San Jose	Jeff Hackett

1992.93

Pavel Bure (4)	Oct. 12	Winnipeg	Bob Essensa
Pavel Bure	Nov. 2	Calgary	Jeff Reese
Cliff Ronning	Apr. 15	Los Angeles	Robb Stauber (2) Kelly Hrudey (1)

1993.94

Pavel Bure	Jan. 24	Edmonton	Bill Ranford
Pavel Bure	Mar. 11	Winnipeg	Tim Cheveldae
Pavel Bure	Mar. 27	Los Angeles	Robb Stauber

1994.95

Pavel Bure	Apr. 11	Anaheim	Guy Hebert
Russ Courtnall	Apr. 22	Edmonton	Bill Ranford

HAT TRICKS

Player Date Opponent Goaltender

1995.96

Alex Mogilny	Oct. 14	San Jose	Wade Flaherty
Cliff Ronning	Dec. 1	San Jose	Chris Terreri
Alex Mogilny	Dec. 22	Anaheim	Mikhail Shtalenkov
Alex Mogilny	Jan. 6	Tampa Bay	Darren Puppa
Russ Courtnall	Mar. 6	Buffalo	Dominik Hasek
Trevor Linden	Mar. 9	Colorado	Stephane Fiset
Markus Naslund	Apr. 13	Calgary	Rick Tabaracci

1996.97

Alex Mogilny	Dec. 15	St. Louis	Grant Fuhr
Martin Gelin	Feb. 6	Detroit	Chris Osgood
Martin Gelin (4)	Feb. 27	Phoenix	Nikolai Khabibulin

1997.98

Pavel Bure	Oct. 21	Dallas	Eddie Belfour
Pavel Bure	Dec. 6	Colorado	Patrick Roy
Pavel Bure	Dec. 15	Los Angeles	Frederic Chabot (1)
			Stephane Fiset (2)

1998.99

Markus Naslund	Dec. 4	Dallas	Eddie Belfour
----------------	--------	--------	---------------

2000.01

Andrew Cassels	Nov. 8	Anaheim	Guy Hebert (1)
			Dominic Roussel (2)
Harold Druken	Dec. 8	San Jose	Evgeni Nabokov (1)
			Steve Shields (2)
Todd Bertuzzi	Dec. 30	San Jose	Evgeni Nabokov
Markus Naslund	Jan. 14	Calgary	Mike Vernon (2)
			Fred Brathwaite (1)

2001.02

Markus Naslund	Oct. 18	Toronto	Curtis Joseph
Markus Naslund	Jan. 28	Nashville	Mike Dunham (2)
			Tomas Vokoun (1)
Todd Bertuzzi	Mar. 19	NY Rangers	Dan Blackburn (2)
			Empty Net (1)
Markus Naslund	Apr. 11	Los Angeles	Felix Potvin

2002.03

Markus Naslund	Oct. 21	San Jose	Miikka Kiprusoff (2)
			Vesa Toskala (1)
Markus Naslund (4)	Dec. 14	Edmonton	Tommy Salo
Todd Bertuzzi	Mar. 17	Dallas	Ron Tugnutt

Player Date Opponent Goaltender

2003.04

Brendan Morrison	Nov. 29	Calgary	Jamie McLennan
Markus Naslund (4)	Dec. 9	Pittsburgh	Marc Andre Fleury
Daniel Sedin (4)	Feb. 24	Detroit	Manny Legace (3)
			Empty Net (1)

2004.05

Work stoppage

2005.06

Todd Bertuzzi	Nov. 13	Detroit	Manny Legace
Todd Bertuzzi	Jan. 14	NY Islanders	Rick DiPietro (2)
			Wade Dubielewicz (1)

Alex Burrows

2006.07

Daniel Sedin	Feb. 6	Edmonton	Dwayne Roloson (2)
			Empty Net (1)

2007.08

Markus Naslund	Nov. 21	Minnesota	Josh Harding
----------------	---------	-----------	--------------

2009.10

Henrik Sedin	Nov. 14	Colorado	Craig Anderson (2)
			Peter Budaj (1)

Daniel Sedin

Mason Raymond	Dec. 10	Atlanta	Ondrej Pavelec
	Dec. 27	Calgary	Miikka Kiprusoff (2)

Alex Burrows

	Jan. 5	Columbus	Steve Mason (2)
			Mathieu Garon (1)

Alex Burrows

Mikael Samuelsson	Jan. 7	Phoenix	Ilya Bryzgalov
-------------------	--------	---------	----------------

Michael Grabner

Mar. 9	Colorado	Craig Anderson
Apr. 2	Anaheim	Curtis McElhinney
Apr. 10	Calgary	Miikka Kiprusoff

Daniel Sedin

2010.11

Raffi Torres	Nov. 2	Edmonton	Nikolai Khabibulin
Mason Raymond	Dec. 1	Calgary	Miikka Kiprusoff
Ryan Kesler	Dec. 15	Columbus	Mathieu Garon
Ryan Kesler	Jan. 7	Edmonton	Nikolai Khabibulin
Ryan Kesler	Apr. 7	Minnesota	Niklas Backstrom

2011.12

Daniel Sedin	Dec. 6	Colorado	Semyon Varlamov
---------------------	--------	----------	-----------------

No hat tricks were recorded in the following seasons: 1999.00, 2008.09, 2012.13

ALL-TIME TEAM RECORDS

SEASON

POINTS

Most Overall	117	2010.11
Most Home	63	2009.10
Most Road	58	2010.11
Fewest Overall	48	1971.72, 1994.95
Fewest Home	32	1976.77
	26	1994.95*
Fewest Road	15	1971.72, 1972.73

WINS

Most Overall	54	2010.11
Most Home	30	2009.10
Most Road	27	2010.11
Fewest Overall	20	1971.72, 1977.78
	18	1994.95*
Fewest Home	13	1976.77, 1977.78, 1989.90
	10	1994.95*
Fewest Road	5	1972.73

LOSSES

Most Overall	50	1971.72
Most Home	22	1997.98
Most Road	30	1971.72
Fewest	24	2002.03
	18	1994.95*
Fewest Home	6	1981.82
Fewest Road	10	1994.95*, 2002.03, 2010.11
	9	2012.13*

TIES

Most Overall	20	1980.81
Most Home	12	1977.78, 1981.82
Fewest Overall	3	1993.94
Fewest Home	3	1993.94

OVERTIME

Most Games	28	1999.00
Most Wins	12	2006.07
Most Losses	9	1999.00

SHOOTOUT

Most Games	15	2011.12
Most Wins	8	2011.12
Most Losses	9	2007.08

GOALS

Most For	346	1992.93
Fewest For	192	1998.99
	127	2012.13*
Most Against	401	1984.85
Fewest Against	185	2010.11
	121	2012.13*

POWER PLAY GOALS

Most For	90	1982.83, 1983.84
Fewest For	26	2012.13*
Most Against	89	1984.85
Fewest Against	40	2011.12
	27	2012.13*

SHORTHANDED GOALS

Most For	19	1997.98
Fewest For	1	1978.79
Most Against	18	1987.88
Fewest Against	5	1974.75, 2008.09
	2	2012.13*

SHUTOUTS

Most	10	2008.09
Fewest	0	1970.71, 1984.85, 1989.90, 2005.06
Most Against	12	1971.72
Fewest Against	0	1970.71

PENALTIES (IN MINUTES)

Most For	2,326	1992.93
Fewest For	943	1972.73
	609	2012.13*

HAT TRICKS

Most	8	2009.10
	Alex Burrows (2), Michael Grabner, Mason Raymond, Mikael Samuelsson, Daniel Sedin (2), Henrik Sedin	
	8	1986.87
	Petri Skriko (4), Stan Smyl (2), Tony Tanti (2)	

20-GOAL SCORERS

Most	8	1980.81
	Dave Williams (35), Bobby Schmautz (27), Ivan Boldirev (26), Curt Fraser (25), Darcy Rota (25), Stan Smyl (25), Per-Olov Brasar (22), Thomas Gradin (21)	
	8	1984.85
	Tony Tanti (39), Stan Smyl (27), Patrik Sundstrom (25), Peter McNab (23), Thomas Gradin (22), Moe Lemay (21), Cam Neely (21), Petri Skriko (21)	

30-GOAL SCORERS

Most	4	1992.93
	Pavel Bure (60), Petr Nedved (38), Trevor Linden (33), Geoff Courtall (31)	

80-POINT SCORERS

Most	3	1982.83
	Stan Smyl (88), Thomas Gradin (86), Darcy Rota (81)	

LONGEST WIN STREAK

Overall	10	Nov. 9-30/02
Home	11	Feb. 3-Mar. 19/09
Road	9	Mar. 5-29/11

LONGEST UNDEFEATED STREAK

Overall	14	Jan. 26-Feb. 25/03 (10-0-4-0)
Home	18	Nov. 4/92-Jan. 16/93 (16-0-2)
Road	9	Feb. 4-Mar. 3/03 (6-0-3-0)

LONGEST LOSING STREAK

Overall	10	Oct. 23-Nov. 11/97
Home	6	Dec. 18/70-Jan. 20/71
Road	12	Nov. 28/81-Feb. 6/82

LONGEST WINLESS STREAK

Overall	13	Nov. 9-Dec. 7/73 (0-10-3)
Home	11	Dec. 18/70-Feb. 6/71 (0-10-1)
Road	20	Jan. 2-Apr. 2/86 (0-14-6)

SHUTOUTS

Longest Sequence		242:36
	Nov. 4/08 vs NSH – Nov. 12/08 vs COL	
Longest Sequence, Against		223:10
	Jan. 4/84 vs LA – Jan. 13/84 vs WSH	

*Reduced Season.

GAME

MOST GOALS

For	11	Mar. 28/71 – CAL 5 @ VAN 11
	11	Nov. 25/86 – LA 5 @ VAN 11
	11	Mar. 1/92 – CGY 0 @ VAN 11
Against	13	Oct. 18/84 – VAN 2 @ PHI 13
	13	Nov. 8/85 – VAN 0 @ EDM 13
Both Teams	19	Oct. 7/83 – MIN 9 @ VAN 10

LARGEST MARGIN OF

Victory	11	Mar. 1/92 – CGY 0 @ VAN 11
Defeat	13	Nov. 8/85 – VAN 0 @ EDM 13

TIE GAMES

Highest Score	7-7	Four times – most recent: Oct. 12/95 @ LA
Scoreless	0-0	Oct. 27/71 @ TOR
		Dec. 18/91 @ SJ
		Feb. 8/01 vs SJ

ALL-TIME TEAM RECORDS

POWER PLAY GOALS

Most For	6	Oct. 7/83 vs MIN Mar. 1/92 vs CGY Nov. 29/84 by LA
Most Against	6	
Most, Both Teams	10	Oct. 7/83 – VAN 6, MIN 4

PENALTY MINUTES

Most For	155	Feb. 22/80 vs PHI
Most, Opponent	189	Feb. 22/80 vs PHI
Most, Two Teams	344	Feb. 22/80 vs PHI
Fewest, Two Teams	0	Mar. 13/76 vs NYR

SHOTS ON GOAL

Most For	62	Jan. 31/91 vs NYR
Most Against	60	Feb. 25/71 @ BOS
Most, Two Teams	96	Jan. 31/91 vs NYR
Fewest For	8	Dec. 18/96 vs NJ
Fewest Against	10	Apr. 4/75 vs MIN
Fewest, Two Teams	33	Three times Jan. 10/99 vs DAL Feb. 28/99 vs BUF Mar. 23/13 @ LA
Widest Margin	34	Feb. 20/76 – VAN 50, MIN 16 Nov. 18/80 – VAN 57, WPG 23

WIDEST MARGIN (SHOTS)

By Opponent	39	Oct. 18/84 – PHI 58, VAN 19
-------------	----	-----------------------------

PERIOD

GOALS

Most For	6	Twice Jan. 21/06, 1st, vs MTL Jan. 16/87, 1st vs CGY
Most For, Both Teams	10	Twice Jan. 8/76 (3rd, BUF 6, VAN 4) Jan. 16/87 (1st, VAN 6, CGY 4)
Most Against	7	Oct. 19/83 (3rd by EDM) Nov. 8/85 (3rd by EDM)

POWER PLAY GOALS

Most For	4	2nd period, Dec. 14/02 @ EDM
Most Against	3	14 times (most recent Jan. 13/06, 3rd, @ NJ)* *3rd goal empty net

PENALTY MINUTES

Most For	138	Feb. 22/80 (3rd vs PHI)
Most By Opponent	164	Feb. 22/80 (3rd by PHI)
Most, Both Teams	302	Feb. 22/80 (3rd vs PHI)

SHOTS ON GOAL

Most For	28	Jan. 31/91 (3rd vs NYR)
Most By Opponent	28	Feb. 25/71 (3rd by BOS)
Most, Both Teams	43	Feb. 25/71 (3rd, BOS 28 VAN 15)
Fewest	0	Four times (most recent Oct. 21/07, 2nd, @ CBJ)
Fewest By Opponent	0	Three times (most recent Mar. 31/11, 3rd, vs LA)
Fewest, Both Teams	4	3rd, Feb. 1/99 (3rd vs OTT)
Widest Margin	24	Mar. 2/92 (3rd, VAN 27 vs STL 3)
Widest Margin, Opp.	23	Dec. 13/84 (3rd vs MTL)

SHOTS ON GOAL IN OVERTIME

Most For	8	Jan. 24/12 vs EDM Nov. 24/08 vs DET
Most, Opponent	8	Dec. 20/89 by CGY
Most, Both Teams	13	Mar. 5/13 (VAN 5 vs SJ 8)
Widest Margin	8	Nov. 24/08 (VAN 8 DET 0)
Widest Margin, Opp.	8	Dec. 20/89 (CGY 8 VAN 0)

FASTEST TWO GOALS

Canucks	:06	Feb. 6/92 – 2nd vs NYI (Greg Adams 8:51, Cliff Ronning 8:57)
Opponent	:07	Oct. 19/76 – 1st @ NYI (Bob Nystrom 8:34 and 8:41) Mar. 3/90 – 1st @ CGY (Joe Mullen 3:17, Doug Gilmour 3:24)
Both Teams	:04	Oct. 24/95 – 1st @ NYR (Pat Verbeek 9:29, Niklas Sundstrom 9:36) Mar. 17/85 (3rd vs CHI) (Stan Smyl 19:06, Ed Olczyk 19:10)

FASTEST THREE GOALS

Canucks	:48	Apr. 13/93 (1st vs LA) (Ryan Walter 8:55, Sergio Momesso, 9:29, Trevor Linden, 9:43)
Opponent	:20	Feb. 25/71 (3rd @ BOS) (John Bucyk 4:50, Ed Westfall 5:02, Ted Green 5:10)
Both Teams	:30	Feb. 14/88 (1st @ EDM) (Craig MacTavish 3:07, Tony Tanti 3:19, Mark Messier 3:37)

FASTEST FOUR GOALS

Canucks	1:23	Nov. 26/80 – 3rd @ PIT (Gerry Minor 2:07, Curt Fraser 2:34, Stan Smyl 3:05, Bobby Schmautz 3:30)
Opponent	1:39	Mar. 8/04 – 1st vs COL (Steve Konowalchuk 14:40, Joe Sakic 15:09, Darby Hendrickson 15:31, Steve Moore 16:19)
Both Teams	1:17	Nov. 26/80 – 3rd @ PIT (Curt Fraser 2:34, Stan Smyl 3:05, Bobby Schmautz 3:30, Rick Kehoe 3:51)

FASTEST OPENING GOAL

Canucks	:06	Mar. 16/13 @ DET (Alex Burrows)
Opponent	:07	Dec. 17/78 @ BUF (Danny Gare)

FASTEST GOAL TO START A PERIOD

Canucks	:06	Jan. 18/86 – 2nd @ LA (Steve Tambellini)
Opposition	:06	Mar. 9/06 – Overtime vs NSH (David Legwand)

CAREER LEADERS

Seasons	16	Trevor Linden
Games	1,140	Trevor Linden
Goals	346	Markus Naslund
Assists	610	Henrik Sedin
Points	792	Henrik Sedin
Penalty Minutes	2,127	Gino Odjick
Power Play Goals	114	Markus Naslund
Shorthanded Goals	24	Pavel Bure
Game-Winning Goals	63	Daniel Sedin
Hat Tricks	10	Markus Naslund, Tony Tanti
Games, Goaltender	516	Kirk McLean
Wins, Goaltender	233	Roberto Luongo
Shutouts	35	Roberto Luongo

CONSECUTIVE GAMES PLAYED

629	Henrik Sedin	Mar. 21/04 – present
534	Brendan Morrison	Mar. 16/00 to Dec. 10/07
482	Trevor Linden	Oct. 4/90 to Dec. 7/96

CONSECUTIVE 20-GOAL SEASONS

9	Markus Naslund
---	----------------

CONSECUTIVE 30-GOAL SEASONS

5	Trevor Linden, Markus Naslund, Tony Tanti
---	---

ALL-TIME INDIVIDUAL SEASON RECORDS

SEASON

MOST GOALS

Most	60	Pavel Bure	1992.93
		Pavel Bure	1993.94
Left Wing	48	Markus Naslund	2002.03
Right Wing	60	Pavel Bure	1992.93
		Pavel Bure	1993.94
Centre	41	Ryan Kesler	2010.11
Defenceman	23	Adrian Aucoin	1998.99
Rookie	34	Pavel Bure	1991.92
Power Play	25	Pavel Bure	1993.94
		Todd Bertuzzi	2002.03
PP, Defenceman	18	Adrian Aucoin	1998.99
Shorthanded	7	Pavel Bure	1992.93
Game-winning	12	Markus Naslund	2002.03

MOST ASSISTS

Most	83	Henrik Sedin	2009.10
Left Wing	63	Daniel Sedin	2010.11
Right Wing	52	Alex Mogilny	1995.96
Centre	83	Henrik Sedin	2009.10
Defenceman	55	Dennis Kearns	1976.77
Rookie	42	Dale Tallon	1970.71

MOST POINTS

Most	112	Henrik Sedin	2009.10
Left Wing	104	Daniel Sedin	2010.11
		Markus Naslund	2002.03
Right Wing	110	Pavel Bure	1992.93
Centre	112	Henrik Sedin	2009.10
Defenceman	63	Doug Lidster	1986.87
Rookie	60	Ivan Hlinka	1981.82
		Pavel Bure	1991.92

GOALTENDING

Most Games	76	Roberto Luongo	2006.07
Most Wins	47	Roberto Luongo	2006.07
Most Shutouts	10	Roberto Luongo	2008.09

MISCELLANEOUS

PIM	372	Donald Brashear	1997.98
Hat Tricks	4	Petri Skriko	1986.87
Shots	407	Pavel Bure	1992.93

LONGEST GOAL-SCORING STREAK

8 games	Pavel Bure	11 goals	Mar. 8-25/94
---------	------------	----------	--------------

LONGEST ASSIST-SCORING STREAK

11 games	Daniel Sedin	17 assists	Feb. 12-Mar. 16/10
	Dennis Kearns	19 assists	Feb. 27-Mar. 20/77

LONGEST POINT-SCORING STREAK

15 games	Petr Nedved	24 points	Nov. 19-Dec. 27/92
	Todd Bertuzzi	19 points	Jan. 3-Feb. 4/02

LONGEST WINNING STREAK

9 games	Dan Cloutier	Nov. 9-30/02
8 games	Roberto Luongo	Feb. 3-21/09

LONGEST UNDEFEATED STREAK

21 games	Roberto Luongo	Dec. 8/10-Feb. 12/11	16-0-5
-----------------	-----------------------	-----------------------------	---------------

GAME

MOST GOALS

4	Rosaire Paiement	Feb. 9/71	vs	BUF
	Bobby Schmautz	Nov. 19/72	vs	BUF
	Bobby Schmautz	Dec. 30/72	vs	NYI
	Rick Blight	Oct. 6/76	@	PIT
	Petri Skriko	Nov. 21/86	vs	NYR
	Greg Adams	Oct. 8/87	vs	STL
	Tony Tanti	Jan. 13/88	vs	WPG
	Pavel Bure	Oct. 12/92	vs	WPG
	Martin Gelinac	Feb. 27/97	vs	PHX
	Markus Naslund	Dec. 14/02	@	EDM
	Markus Naslund	Dec. 9/03	vs	PIT
	Daniel Sedin	Feb. 24/04	vs	DET

MOST ASSISTS

6	Patrik Sundstrom	Feb. 29/84	@	PIT
---	------------------	------------	---	-----

MOST POINTS

7	Patrik Sundstrom	Feb. 29/84	@	PIT
---	------------------	------------	---	-----

MOST PENALTY MINUTES

47	Gino Odjick	Nov. 12/92	@	LA
----	-------------	------------	---	----

MOST POWER PLAY GOALS

3	Rick Blight	Oct. 6/76	@	PIT
---	-------------	-----------	---	-----

MOST SHORTHANDED GOALS

2	Chris Oddleifson	Jan. 24/76	vs	TOR
	Stan Smyl	Jan. 25/85	vs	WPG
	Petri Skriko	Nov. 18/86	vs	CGY
	Pavel Bure	Oct. 12/92	vs	WPG

MOST SHOTS

13	Pavel Bure	Apr. 7/93	vs	EDM
	Russ Courttnall	Mar. 6/96	vs	BUF
	Trevor Linden	Mar. 9/96	vs	COL

PERIOD

MOST GOALS

3	Bobby Schmautz	Nov. 19/72	vs	BUF, 2nd
	Rick Blight	Oct. 6/76	@	PIT, 2nd
	Tony Tanti	Jan. 7/89	@	PIT, 2nd
	Igor Larionov	Dec. 28/91	@	SJ, 2nd
	Pavel Bure	Oct. 12/92	vs	WPG, 2nd
	Cliff Ronning	Apr. 15/93	@	LA, 3rd
	Alex Mogilny	Dec. 22/95	@	ANA, 3rd
	Russ Courttnall	Mar. 6/96	vs	BUF, 2nd
	Trevor Linden	Mar. 9/96	vs	COL, 2nd
	Andrew Cassels	Nov. 8/00	@	ANA, 2nd
	Markus Naslund	Apr. 11/02	vs	LA, 3rd
	Markus Naslund	Oct. 21/02	@	SJ, 2nd

MOST ASSISTS

4	Several players, most recent			
	Markus Naslund	Jan. 25/04	vs	NSH, 2nd

MOST POINTS

5	Cliff Ronning	Apr. 15/93	@	LA, 3rd
---	---------------	------------	---	---------

MOST PIM

47	Gino Odjick	Nov. 12/92	@	LA, 3rd
----	-------------	------------	---	---------

FASTEST TWO GOALS

:09	Gerry O'Flaherty	Mar. 15/74	vs	ATL, 3rd
	(scored at 17:48, 17:57)			

FASTEST THREE GOALS

2:55	Alex Mogilny	Dec. 22/95	@	ANA, 3rd
	(scored at 16:45, 19:26, 19:40)			

FASTEST TWO SHORTHANDED GOALS

1:11	Petri Skriko	Nov. 18/86	vs	CGY, 2nd
	(scored at 13:21, 14:32)			





PLAYOFFS

ALL-TIME PLAYOFF OPPONENTS

ALL-TIME PLAYOFF OPPONENTS

Team	Series	W	L	GP	W	L	GF	GA	PCT.	LAST MTG.	RD.	RESULT
Anaheim	1	0	1	5	1	4	8	14	.200	2007	CSF	1-4 L
Boston	1	0	1	7	3	4	8	23	.429	2011	F	3-4 L
Buffalo	2	0	2	7	1	6	14	28	.143	1981	PRE	0-3 L
Calgary	6	2	4	32	15	17	96	101	.469	2004	CQF	3-4 L
Chicago	5	2	3	28	12	16	77	92	.429	2011	CQF	4-3 W
Colorado	2	0	2	10	2	8	26	40	.200	2001	CQF	0-4 L
Dallas	2	2	0	12	8	4	31	23	.667	2007	CQF	4-3 W
Detroit	1	0	1	6	2	4	16	22	.333	2002	CQF	2-4 L
Edmonton	2	0	2	9	2	7	20	35	.222	1992	DF	2-4 L
Los Angeles	5	2	3	28	13	15	94	96	.464	2012	CQF	1-4 L
Minnesota	1	0	1	7	3	4	17	26	.429	2003	CSF	3-4 L
Montreal	1	0	1	5	1	4	9	20	.200	1975	QF	1-4 L
Nashville	1	1	0	6	4	2	14	11	.667	2011	CSF	4-2 W
NY Islanders	2	0	2	6	0	6	15	26	.000	1982	F	0-4 L
NY Rangers	1	0	1	7	3	4	19	21	.429	1994	F	3-4 L
Philadelphia	1	0	1	3	1	2	9	15	.333	1979	PRE	1-2 L
San Jose	2	1	1	9	4	5	28	28	.444	2013	CQF	0-4 L
St. Louis	3	3	0	18	12	6	55	53	.667	2009	CQF	4-0 W
Toronto	1	1	0	5	4	1	16	9	.800	1994	CF	4-1 W
Winnipeg (79-96)	2	2	0	13	8	5	50	34	.615	1993	DSF	4-2 W
TOTALS	42	16	26	223	99	124	622	717	.444			

HOME

Team	GP	W	L	GF	GA
Anaheim	2	0	2	4	6
Boston	4	3	1	5	6
Buffalo	3	1	2	9	12
Calgary	16	8	8	50	46
Chicago	14	6	8	39	52
Colorado	5	1	4	10	19
Dallas	7	4	3	18	15
Detroit	3	0	3	7	13
Edmonton	4	2	2	12	12
Los Angeles	15	6	9	43	47
Minnesota	4	1	3	10	17
Montreal	2	0	2	1	8
Nashville	3	1	2	5	6
NY Islanders	3	0	3	2	9
NY Rangers	3	1	2	7	10
Philadelphia	1	0	1	4	6
San Jose	5	3	2	16	13
St. Louis	9	6	3	26	26
Toronto	3	3	0	10	3
Winnipeg	7	5	2	28	15
TOTALS	113	51	62	306	341

ROAD

Team	GP	W	L	GF	GA
Anaheim	3	1	2	4	8
Boston	3	0	3	3	17
Buffalo	4	0	4	5	16
Calgary	16	7	9	46	55
Chicago	14	6	8	38	40
Colorado	5	1	4	16	21
Dallas	5	4	1	13	8
Detroit	3	2	1	9	9
Edmonton	5	0	5	8	23
Los Angeles	13	7	6	51	49
Minnesota	3	2	1	7	9
Montreal	3	1	2	8	12
Nashville	3	3	0	9	5
NY Islanders	3	0	3	13	17
NY Rangers	4	2	2	12	11
Philadelphia	2	1	1	5	9
San Jose	4	1	3	12	15
St. Louis	9	6	3	29	27
Toronto	2	1	1	6	6
Winnipeg	6	3	3	22	19
TOTALS	110	48	62	316	376

ALL-TIME PLAYOFF OVERTIME

OVERALL Wins 26 Losses 28 **HOME** Wins 11 Losses 14 **ROAD** Wins 15 Losses 14

Date	Opponent	Scorer	Time	W-L	Score	Date	Opponent	Scorer	Time	W-L	Score
Apr. 27/75	@ Montreal	Guy Lafleur	17:06	L	5-4	May 11/93	Los Angeles	Gary Shuchuk	26:31	L	4-3
Apr. 8/81	@ Buffalo	Al Haworth	5:00	L	3-2	Apr. 26/94	@ Calgary	Geoff Courttnall	7:35	W	2-1
Apr. 8/82	Calgary	Dave Williams	14:20	W	2-1	Apr. 28/94	Calgary	Trevor Linden	16:43	W	3-2
Apr. 16/82	Los Angeles	Steve Bozek	4:33	L	3-2	Apr. 30/94	@ Calgary	Pavel Bure	22:20	W	4-3
Apr. 18/82	@ Los Angeles	Colin Campbell	1:23	W	4-3	May 8/94	Dallas	Sergio Momesso	11:01	W	2-1
Apr. 27/82	@ Chicago	Jim Nill	28:58	W	2-1	May 16/94	@ Toronto	Peter Zezel	16:55	L	3-2
May 8/82	@ NY Islanders	Mike Bossy	19:58	L	6-5	May 24/94	Toronto	Greg Adams	20:14	W	4-3
Apr. 6/83	@ Calgary	Eddy Beers	12:27	L	4-3	May 31/94	@ NY Rangers	Greg Adams	19:26	W	3-2
Apr. 10/83	Calgary	Greg Meredith	1:06	L	4-3	May 15/95	@ St. Louis	Cliff Ronning	1:48	W	6-5
Apr. 5/89	@ Calgary	Paul Reinhart	2:47	W	4-3	May 21/95	@ Chicago	Joe Murphy	9:04	L	2-1
Apr. 15/89	@ Calgary	Joel Otto	19:21	L	4-3	May 25/95	Chicago	Chris Chelios	6:22	L	3-2
Apr. 6/91	@ Los Angeles	Wayne Gretzky	11:08	L	3-2	May 27/95	Chicago	Chris Chelios	5:35	L	4-3
Apr. 8/91	Los Angeles	Cliff Ronning	3:12	W	2-1	Apr. 25/96	@ Colorado	Joe Sakic	0:51	L	5-4
May 3/92	Edmonton	Joe Murphy	8:36	L	4-3	Apr. 16/01	@ Vancouver	Peter Forsberg	2:50	L	4-3
Apr. 27/93	Winnipeg	Teemu Selanne	6:18	L	4-3	Apr. 17/02	@ Detroit	Henrik Sedin	13:59	W	4-3
Apr. 29/93	@ Winnipeg	Greg Adams	4:30	W	4-3	Apr. 25/03	@ Minnesota	Trent Klatt	3:42	W	4-3

ALL-TIME PLAYOFF RESULTS

Date	Opponent	Scorer	Time	W-L	Score
May 2/03	@ Minnesota	Brent Sopel	15:52	W	3-2
Apr. 17/04	@ Calgary	Brendan Morrison	42:28	W	5-4
Apr. 19/04	Calgary	Martin Gelin	1:25	L	3-2
Apr. 11/07	Dallas	Henrik Sedin	78:06	W	5-4
Apr. 15/07	@ Dallas	Taylor Pyatt	7:47	W	2-1
Apr. 19/07	Dallas	Brenden Morrow	6:22	L	0-1
Apr. 27/07	@ Anaheim	Jeff Cowan	27:49	W	2-1
May 1/07	Anaheim	Travis Moen	2:07	L	2-3
May 3/07	@ Anaheim	Scott Niedermayer	24:30	L	1-2
Apr. 21/09	@ St. Louis	Alex Burrows	19:41	W	3-2
May 7/09	@ Chicago	Andrew Ladd	2:52	L	1-2

Date	Opponent	Scorer	Time	W-L	Score
Apr. 15/10	Los Angeles	Mikael Samuelsson	8:52	W	3-2
Apr. 17/10	Los Angeles	Anze Kopitar	7:28	L	2-3
Apr. 24/11	@ Chicago	Ben Smith	15:30	L	3-4
Apr. 26/11	Chicago	Alex Burrows	5:22	W	2-1
Apr. 30/11	Nashville	Matt Halischuk	34:51	L	1-2
May 3/11	@ Nashville	Ryan Kesler	10:45	W	3-2
May 24/11	San Jose	Kevin Bieksa	30:18	W	3-2
Jun. 4/11	Boston	Alex Burrows	0:11	W	3-2
Apr. 22/12	Los Angeles	Jarret Stoll	4:27	L	1-2
May 3/13	San Jose	Raffi Torres	5:31	L	2-3
May 7/13	@ San Jose	Patrick Marleau	13:18	L	3-4

ALL-TIME PLAYOFF SERIES

1975 QUARTER-FINAL

Montreal win 4-1

Apr. 13	Vancouver	2	@ Montreal	6	L
Apr. 15	Vancouver	2	@ Montreal	1	W
Apr. 17	Montreal	4	@ Vancouver	1	L
Apr. 19	Montreal	4	@ Vancouver	0	L
Apr. 22	Vancouver	4	@ Montreal	5 OT	L

1976 PRELIMINARY ROUND

NY Islanders win 2-0

Apr. 6	Vancouver	3	@ NY Islanders	5	L
Apr. 8	NY Islanders	3	@ Vancouver	1	L

1979 PRELIMINARY ROUND

Philadelphia win 2-1

Apr. 10	Vancouver	3	@ Philadelphia	2	W
Apr. 12	Philadelphia	6	@ Vancouver	4	L
Apr. 14	Vancouver	2	@ Philadelphia	7	L

1980 PRELIMINARY ROUND

Buffalo win 3-1

Apr. 8	Vancouver	1	@ Buffalo	2	L
Apr. 9	Vancouver	0	@ Buffalo	6	L
Apr. 11	Buffalo	4	@ Vancouver	5	W
Apr. 12	Buffalo	3	@ Vancouver	1	L

1981 PRELIMINARY ROUND

Buffalo win 3-0

Apr. 8	Vancouver	2	@ Buffalo	3 OT	L
Apr. 9	Vancouver	2	@ Buffalo	5	L
Apr. 11	Buffalo	5	@ Vancouver	3	L

1982 SMYTHE DIVISION SEMI-FINAL

Vancouver win 3-0

Apr. 7	Calgary	3	@ Vancouver	5	W
Apr. 8	Calgary	1	@ Vancouver	2 OT	W
Apr. 10	Vancouver	3	@ Calgary	1	W

1982 SMYTHE DIVISION FINAL

Vancouver win 4-1

Apr. 15	Los Angeles	2	@ Vancouver	3	W
Apr. 16	Los Angeles	3	@ Vancouver	2 OT	L
Apr. 18	Vancouver	4	@ Los Angeles	3 OT	W
Apr. 19	Vancouver	5	@ Los Angeles	4	W
Apr. 21	Los Angeles	2	@ Vancouver	5	W

1982 CAMPBELL CONFERENCE CHAMPIONSHIP

Vancouver win 4-1

Apr. 27	Vancouver	2	@ Chicago	1 OT	W
Apr. 29	Vancouver	1	@ Chicago	4	L
May 1	Chicago	3	@ Vancouver	4	W
May 4	Chicago	3	@ Vancouver	5	W
May 6	Vancouver	6	@ Chicago	2	W

1982 STANLEY CUP CHAMPIONSHIP

NY Islanders win 4-0

May 8	Vancouver	5	@ NY Islanders	6 OT	L
May 11	Vancouver	5	@ NY Islanders	6	L
May 13	NY Islanders	3	@ Vancouver	0	L
May 16	NY Islanders	3	@ Vancouver	1	L

1983 SMYTHE DIVISION SEMI-FINAL

Calgary win 3-1

Apr. 6	Vancouver	3	@ Calgary	4 OT	L
Apr. 7	Vancouver	3	@ Calgary	5	L
Apr. 9	Calgary	4	@ Vancouver	5	W
Apr. 10	Calgary	4	@ Vancouver	3 OT	L

1984 SMYTHE DIVISION SEMI-FINAL

Calgary win 3-1

Apr. 4	Vancouver	3	@ Calgary	5	L
Apr. 5	Vancouver	2	@ Calgary	4	L
Apr. 7	Calgary	0	@ Vancouver	7	W
Apr. 8	Calgary	5	@ Vancouver	1	L

1986 SMYTHE DIVISION SEMI-FINAL

Edmonton win 3-0

Apr. 9	Vancouver	3	@ Edmonton	7	L
Apr. 10	Vancouver	1	@ Edmonton	5	L
Apr. 12	Edmonton	5	@ Vancouver	1	L

1989 SMYTHE DIVISION SEMI-FINAL

Calgary win 4-3

Apr. 5	Vancouver	4	@ Calgary	3 OT	W
Apr. 6	Vancouver	2	@ Calgary	5	L
Apr. 8	Calgary	4	@ Vancouver	0	L
Apr. 9	Calgary	3	@ Vancouver	5	W
Apr. 11	Vancouver	0	@ Calgary	4	L
Apr. 13	Calgary	3	@ Vancouver	6	W
Apr. 15	Vancouver	3	@ Calgary	4 OT	L

1991 SMYTHE DIVISION SEMI-FINAL

Los Angeles win 4-2

Apr. 4	Vancouver	6	@ Los Angeles	5	W
Apr. 6	Vancouver	2	@ Los Angeles	3 OT	L
Apr. 8	Los Angeles	1	@ Vancouver	2 OT	W
Apr. 10	Los Angeles	6	@ Vancouver	1	L
Apr. 12	Vancouver	4	@ Los Angeles	7	L
Apr. 14	Los Angeles	4	@ Vancouver	1	L

1992 SMYTHE DIVISION SEMI-FINAL

Vancouver win 4-3

Apr. 18	Winnipeg	3	@ Vancouver	2	L
Apr. 20	Winnipeg	2	@ Vancouver	3	W
Apr. 22	Vancouver	2	@ Winnipeg	4	L
Apr. 24	Vancouver	1	@ Winnipeg	3	L
Apr. 26	Winnipeg	2	@ Vancouver	8	W
Apr. 28	Vancouver	8	@ Winnipeg	3	W
Apr. 30	Winnipeg	0	@ Vancouver	5	W

1992 SMYTHE DIVISION FINAL

Edmonton win 4-2

May 3	Edmonton	4	@ Vancouver	3 OT	L
May 4	Edmonton	0	@ Vancouver	4	W
May 6	Vancouver	2	@ Edmonton	5	L
May 8	Vancouver	2	@ Edmonton	3	L
May 10	Edmonton	3	@ Vancouver	4	W
May 12	Vancouver	0	@ Edmonton	3	L

ALL-TIME PLAYOFF RESULTS

1993 SMYTHE DIVISION SEMI-FINAL

Vancouver win 4-2

Apr. 19	Winnipeg	2	@ Vancouver	4	W
Apr. 21	Winnipeg	2	@ Vancouver	3	W
Apr. 23	Vancouver	4	@ Winnipeg	5	L
Apr. 25	Vancouver	3	@ Winnipeg	1	W
Apr. 27	Winnipeg	4	@ Vancouver	3 OT	L
Apr. 29	Vancouver	4	@ Winnipeg	3 OT	W

1993 SMYTHE DIVISION FINAL

Los Angeles win 4-2

May 2	Los Angeles	2	@ Vancouver	5	W
May 5	Los Angeles	6	@ Vancouver	3	L
May 7	Vancouver	4	@ Los Angeles	7	L
May 9	Vancouver	7	@ Los Angeles	2	W
May 11	Los Angeles	4	@ Vancouver	3 OT	L
May 13	Vancouver	3	@ Los Angeles	5	L

1994 WESTERN CONFERENCE QUARTER-FINAL

Vancouver win 4-3

Apr. 18	Vancouver	5	@ Calgary	0	W
Apr. 20	Vancouver	5	@ Calgary	7	L
Apr. 22	Calgary	4	@ Vancouver	2	L
Apr. 24	Calgary	3	@ Vancouver	2	L
Apr. 26	Vancouver	2	@ Calgary	1 OT	W
Apr. 28	Calgary	2	@ Vancouver	3 OT	W
Apr. 30	Vancouver	4	@ Calgary	3 OT	W

1994 WESTERN CONFERENCE SEMI-FINAL

Vancouver win 4-1

May 2	Vancouver	6	@ Dallas	4	W
May 4	Vancouver	3	@ Dallas	0	W
May 6	Dallas	4	@ Vancouver	3	L
May 8	Dallas	1	@ Vancouver	2 OT	W
May 10	Dallas	2	@ Vancouver	4	W

1994 WESTERN CONFERENCE FINAL

Vancouver win 4-1

May 16	Vancouver	2	@ Toronto	3 OT	L
May 18	Vancouver	4	@ Toronto	3	W
May 20	Toronto	0	@ Vancouver	4	W
May 22	Toronto	0	@ Vancouver	2	W
May 24	Toronto	3	@ Vancouver	4 OT	W

1994 STANLEY CUP FINAL

NY Rangers win 4-3

May 31	Vancouver	3	@ NY Rangers	2 OT	W
June 2	Vancouver	1	@ NY Rangers	3	L
June 4	NY Rangers	5	@ Vancouver	1	L
June 7	NY Rangers	4	@ Vancouver	2	L
June 9	Vancouver	6	@ NY Rangers	3	W
June 11	NY Rangers	1	@ Vancouver	4	W
June 14	Vancouver	2	@ NY Rangers	3	L

1995 WESTERN CONFERENCE QUARTER-FINAL

Vancouver win 4-3

May 7	Vancouver	1	@ St. Louis	2	L
May 9	Vancouver	5	@ St. Louis	3	W
May 11	St. Louis	1	@ Vancouver	6	W
May 13	St. Louis	5	@ Vancouver	2	L
May 15	Vancouver	6	@ St. Louis	5 OT	W
May 17	St. Louis	8	@ Vancouver	2	L
May 19	Vancouver	5	@ St. Louis	3	W

1995 WESTERN CONFERENCE SEMI-FINAL

Chicago win 4-0

May 21	Vancouver	1	@ Chicago	2 OT	L
May 23	Vancouver	0	@ Chicago	2	L
May 25	Chicago	3	@ Vancouver	2 OT	L
May 27	Chicago	4	@ Vancouver	3 OT	L

1996 WESTERN CONFERENCE QUARTER-FINAL

Colorado win 4-2

Apr. 16	Vancouver	2	@ Colorado	5	L
Apr. 18	Vancouver	5	@ Colorado	4	W
Apr. 20	Colorado	4	@ Vancouver	0	L
Apr. 22	Colorado	3	@ Vancouver	4	W
Apr. 25	Vancouver	4	@ Colorado	5 OT	L
Apr. 27	Colorado	3	@ Vancouver	2	L

2001 WESTERN CONFERENCE QUARTER-FINAL

Colorado win 4-0

Apr. 12	Vancouver	4	@ Colorado	5	L
Apr. 14	Vancouver	1	@ Colorado	2	L
Apr. 16	Colorado	4	@ Vancouver	3 OT	L
Apr. 18	Colorado	5	@ Vancouver	1	L

2002 WESTERN CONFERENCE QUARTER-FINAL

Detroit win 4-2

Apr. 17	Vancouver	4	@ Detroit	3 OT	W
Apr. 19	Vancouver	5	@ Detroit	2	W
Apr. 21	Detroit	3	@ Vancouver	1	L
Apr. 23	Detroit	4	@ Vancouver	2	L
Apr. 25	Vancouver	0	@ Detroit	4	L
Apr. 27	Detroit	6	@ Vancouver	4	L

2003 WESTERN CONFERENCE QUARTER-FINAL

Vancouver win 4-3

Apr. 10	St. Louis	6	@ Vancouver	0	L
Apr. 12	St. Louis	1	@ Vancouver	2	W
Apr. 14	Vancouver	1	@ St. Louis	3	L
Apr. 16	Vancouver	1	@ St. Louis	4	L
Apr. 18	St. Louis	3	@ Vancouver	5	W
Apr. 20	Vancouver	4	@ St. Louis	3	W
Apr. 22	St. Louis	1	@ Vancouver	4	W

2003 WESTERN CONFERENCE SEMI-FINAL

Minnesota win 4-3

Apr. 25	Minnesota	3	@ Vancouver	4 OT	W
Apr. 27	Minnesota	3	@ Vancouver	2	L
Apr. 29	Vancouver	3	@ Minnesota	2	W
May 2	Vancouver	3	@ Minnesota	2 OT	W
May 5	Minnesota	7	@ Vancouver	2	L
May 7	Vancouver	1	@ Minnesota	5	L
May 8	Minnesota	4	@ Vancouver	2	L

2004 WESTERN CONFERENCE QUARTER-FINAL

Calgary win 4-3

Apr. 7	Calgary	3	@ Vancouver	5	W
Apr. 9	Calgary	2	@ Vancouver	1	L
Apr. 11	Vancouver	2	@ Calgary	1	W
Apr. 13	Vancouver	0	@ Calgary	4	L
Apr. 15	Calgary	2	@ Vancouver	1	L
Apr. 17	Vancouver	5	@ Calgary	4 OT	W
Apr. 19	Calgary	3	@ Vancouver	2 OT	L

2007 WESTERN CONFERENCE QUARTER-FINAL

Vancouver win 4-3

Apr. 11	Dallas	4	@ Vancouver	5 OT	W
Apr. 13	Dallas	2	@ Vancouver	0	L
Apr. 15	Vancouver	2	@ Dallas	1 OT	W
Apr. 17	Vancouver	2	@ Dallas	1	W
Apr. 19	Dallas	1	@ Vancouver	0 OT	L
Apr. 21	Vancouver	0	@ Dallas	2	L
Apr. 23	Dallas	1	@ Vancouver	4	W

2007 WESTERN CONFERENCE SEMI-FINAL

Anaheim win 4-1

Apr. 25	Vancouver	1	@ Anaheim	5	L
Apr. 27	Vancouver	2	@ Anaheim	1 OT	W
Apr. 29	Anaheim	3	@ Vancouver	2	L
May 1	Anaheim	3	@ Vancouver	2 OT	L
May 3	Vancouver	1	@ Anaheim	2 OT	L

2009 WESTERN CONFERENCE QUARTER-FINAL

Vancouver win 4-0

Apr. 15	St. Louis	1	@ Vancouver	2	W
Apr. 17	St. Louis	0	@ Vancouver	3	W
Apr. 19	Vancouver	3	@ St. Louis	2	W
Apr. 21	Vancouver	3	@ St. Louis	2 OT	W

2009 WESTERN CONFERENCE SEMI-FINAL

Chicago win 4-2

Apr. 30	Chicago	3	@ Vancouver	5	W
May 2	Chicago	6	@ Vancouver	3	L
May 5	Vancouver	3	@ Chicago	1	W
May 7	Vancouver	1	@ Chicago	2 OT	L
May 9	Chicago	4	@ Vancouver	2	L
May 11	Vancouver	5	@ Chicago	7	L

ALL-TIME PLAYOFF RESULTS/RECORDS

2010 WESTERN CONFERENCE QUARTER-FINAL

Vancouver win 4-2

Apr. 15	Los Angeles	2	@ Vancouver	3 OT	W
Apr. 17	Los Angeles	3	@ Vancouver	2 OT	L
Apr. 19	Vancouver	3	@ Los Angeles	5	L
Apr. 21	Vancouver	6	@ Los Angeles	4	W
Apr. 23	Los Angeles	2	@ Vancouver	7	W
Apr. 25	Vancouver	4	@ Los Angeles	2	W

2010 WESTERN CONFERENCE SEMI-FINAL

Chicago win 4-2

May 1	Vancouver	5	@ Chicago	1	W
May 3	Vancouver	2	@ Chicago	4	L
May 5	Chicago	5	@ Vancouver	2	L
May 7	Chicago	7	@ Vancouver	4	L
May 9	Vancouver	4	@ Chicago	1	W
May 11	Chicago	5	@ Vancouver	1	L

2011 WESTERN CONFERENCE QUARTER-FINAL

Vancouver win 4-3

Apr. 13	Chicago	0	@ Vancouver	2	W
Apr. 15	Chicago	3	@ Vancouver	4	W
Apr. 17	Vancouver	3	@ Chicago	2	W
Apr. 19	Vancouver	2	@ Chicago	7	L
Apr. 21	Chicago	5	@ Vancouver	0	L
Apr. 24	Vancouver	3	@ Chicago	4 OT	L
Apr. 26	Chicago	1	@ Vancouver	2 OT	W

2011 WESTERN CONFERENCE SEMI-FINAL

Vancouver win 4-2

Apr. 28	Nashville	0	@ Vancouver	1	W
Apr. 30	Nashville	2	@ Vancouver	1 OT	L
May 3	Vancouver	3	@ Nashville	2 OT	W
May 5	Vancouver	4	@ Nashville	2	W
May 7	Nashville	4	@ Vancouver	3	L
May 9	Vancouver	2	@ Nashville	1	W

2011 WESTERN CONFERENCE FINAL

Vancouver win 4-1

May 15	San Jose	2	@ Vancouver	3	W
May 18	San Jose	3	@ Vancouver	7	W
May 20	Vancouver	3	@ San Jose	4	L
May 22	Vancouver	4	@ San Jose	2	W
May 24	San Jose	2	@ Vancouver	3 OT	W

2011 STANLEY CUP FINAL

Boston win 4-3

June 1	Boston	0	@ Vancouver	1	W
June 4	Boston	2	@ Vancouver	3 OT	W
June 6	Vancouver	1	@ Boston	8	L
June 8	Vancouver	0	@ Boston	4	L
June 10	Boston	0	@ Vancouver	1	W
June 13	Vancouver	2	@ Boston	5	L
June 15	Boston	4	@ Vancouver	0	L

2012 WESTERN CONFERENCE QUARTER-FINAL

Los Angeles win 4-1

Apr. 11	Los Angeles	4	@ Vancouver	2	L
Apr. 13	Los Angeles	4	@ Vancouver	2	L
Apr. 15	Vancouver	0	@ Los Angeles	1	L
Apr. 18	Vancouver	3	@ Los Angeles	1	W
Apr. 22	Los Angeles	2	@ Vancouver	1 OT	L

2013 WESTERN CONFERENCE QUARTER-FINAL

San Jose win 4-0

May 1	San Jose	3	@ Vancouver	1	L
May 3	San Jose	3	@ Vancouver	2	OT L
May 5	Vancouver	2	@ San Jose	5	L
May 7	Vancouver	3	@ San Jose	4	OT L

ALL-TIME PLAYOFF SHUTOUTS

Year	Date	Goaltender	Opp.	Score
1975	Apr. 19	Ken Dryden	Montreal	0-4
1980	Apr. 9	Bob Sauve	Buffalo	0-6
1982	May 13	Bill Smith	NY Islanders	0-3
1984	Apr. 7	Richard Brodeur	Calgary	7-0
1989	Apr. 8	Mike Vernon	Calgary	0-4
1989	Apr. 11	Mike Vernon	Calgary	0-4
1992	Apr. 30	Kirk McLean	Winnipeg	5-0
1992	May 4	Kirk McLean	Edmonton	4-0
1992	May 12	Bill Ranford	Edmonton	0-3
1994	Apr. 18	Kirk McLean	Calgary	5-0
1994	May 4	Kirk McLean	Dallas	3-0
1994	May 20	Kirk McLean	Toronto	4-0
1994	May 22	Kirk McLean	Toronto	2-0
1995	May 23	Ed Belfour	Chicago	0-2
1996	Apr. 20	Patrick Roy	Colorado	0-4
2002	Apr. 25	Dominik Hasek	Detroit	0-4
2003	Apr. 10	Chris Osgood	St. Louis	0-6
2004	Apr. 13	Miikka Kiprusoff	Calgary	0-4
2007	Apr. 13	Marty Turco	Dallas	0-2
2007	Apr. 19	Marty Turco	Dallas	0-1
2007	Apr. 21	Marty Turco	Dallas	0-2
2009	Apr. 17	Roberto Luongo	St. Louis	3-0
2011	Apr. 13	Roberto Luongo	Chicago	2-0
2011	Apr. 21	Corey Crawford	Chicago	0-5
2011	Apr. 28	Roberto Luongo	Nashville	1-0
2011	June 1	Roberto Luongo	Boston	1-0
2011	June 8	Tim Thomas	Boston	0-4
2011	June 10	Roberto Luongo	Boston	1-0
2011	June 15	Tim Thomas	Boston	0-4
2012	Apr. 15	Jonathan Quick	Los Angeles	0-1

ALL-TIME TOP FIVE

Games Played	3	Daniel Sedin	44
1 Trevor Linden	118	4 Geoff Courtnall	35
2 Henrik Sedin	99	5 Cliff Ronning	34
3 Daniel Sedin	96	Penalty Minutes	
4 Sami Salo	74	1 Dave Williams	181
T-5 Jyrki Lumme	72	2 Sergio Momesso	157
Cliff Ronning	72	3 Geoff Courtnall	121
Goals	4	Kevin Bieksa	113
T-1 Trevor Linden	34	5 Curt Fraser	108
Pavel Bure	34	Defencemen Points	
3 Geoff Courtnall	26	1 Jyrki Lumme	40
4 Cliff Ronning	24	T-2 Alex Edler	28
5 Daniel Sedin	23	Mattias Ohlund	28
Assists	4	Dave Babych	27
1 Trevor Linden	61	5 Sami Salo	26
2 Henrik Sedin	52		

ALL-TIME PLAYOFF COACHING

Rk	Coach	GP	W	L	PCT
1	Roger Neilson	21	12	9	.571
2	Pat Quinn	61	31	30	.508
3	Alain Vigneault	68	33	35	.485
4	Bob McCammon	7	3	4	.428
5	Marc Crawford	31	12	19	.387
6	Rick Ley	11	4	7	.364
7	Harry Neale	14	3	11	.214
8	Phil Maloney	7	1	6	.143
9	Tom Watt	3	0	3	.000

ALL-TIME PLAYOFF PENALTY SHOTS

- Steve Duchesne, Los Angeles, successful against Kirk McLean, Game 4, Smythe Division Semi-Finals, Apr. 10, 1991
- Pavel Bure unsuccessful against Mike Richter, NY Rangers Game 4, Stanley Cup Finals, Jun. 7, 1994
- Todd Bertuzzi unsuccessful against Dominik Hasek, Detroit Red Wings Game 3, Western Conference Quarter-Final, Apr. 21, 2002
- Michael Frolik, Chicago Blackhawks, successful against Cory Schneider Game 6, Western Conference Quarter-Final, Apr. 24, 2011
- Alex Burrows unsuccessful against Corey Crawford, Chicago Blackhawks Game 7, Western Conference Quarter-Final, Apr. 26, 2011
- Dustin Brown, Los Angeles, unsuccessful against Cory Schneider, Game 4, Western Conference Quarter-Final, Apr. 18, 2012

ALL-TIME PLAYOFF GOALTENDING/SCORING

ALL-TIME PLAYOFF GOALTENDING

Rk	Player	GPI	MINS	GA	SO	AVG	W	L	Rk	Player	GPI	MINS	GA	SO	AVG	W	L
1	K. McLean	68	4,189	198	6	2.84	34	34	12	J. Garrett	3	78	4	0	3.08	1	0
2	R. Luongo	64	3,856	163	5	2.54	32	31	13	J. Hedberg	2	98	4	0	2.45	1	1
3	R. Brodeur	29	1,809	99	1	3.28	12	17	14	B. Essensa	2	122	6	0	2.95	0	2
4	D. Cloutier	25	1,361	75	0	3.31	10	13	15	C. Ridley	2	120	8	0	4.00	0	2
5	C. Schneider	10	463	20	0	2.59	1	4	16	P. Skudra	2	96	5	0	3.13	0	1
6	G. Bromley	7	360	25	0	4.17	2	5	17	G. Hanlon	2	60	3	0	3.00	0	0
7	C. Hirsch	6	338	21	0	3.73	2	3	18	D. Sabourin	2	14	1	0	4.14	0	0
8	T. Gamble	4	249	16	0	3.85	1	3	19	W. Young	1	60	5	0	5.00	0	1
9	G. Smith	4	257	14	0	3.27	1	3	20	K. Lockett	1	60	6	0	6.00	0	1
10	A. Auld	4	242	10	0	2.48	1	2	21	K. Whitmore	1	20	2	0	6.00	0	0
11	S. Weeks	3	79	8	0	3.43	1	1	22	A. Raycroft	1	25	1	0	2.44	0	0

ALL-TIME PLAYOFF SCORING

RK	Player	GP	G	A	PTS	PIM	RK	Player	GP	G	A	PTS	PIM
1	T. Linden	118	34	61	95	90		M. Sundin	8	3	5	8	2
2	H. Sedin	99	22	52	74	56		T. Fergus	13	5	3	8	6
3	D. Sedin	96	23	44	67	78		A. Plavisc	13	1	7	8	4
4	P. Bure	60	34	32	66	72	T-62	B. Bradley	7	3	4	7	10
5	G. Courtmell	65	26	35	61	121		R. Lanz	14	2	5	7	6
6	C. Ronning	72	24	34	58	48		C. Oddleifson	14	1	6	7	8
7	J. Lumme	72	9	31	40	36		J. Niil	20	4	3	7	73
8	T. Gradin	38	17	21	38	20		R. Torres	23	3	4	7	28
9	R. Kesler	57	12	26	38	71		D. Murzyn	40	3	4	7	92
10	G. Adams	53	15	19	34	16	T-68	B. Dailey	7	2	4	6	14
T-11	S. Smyl	41	16	17	33	64		P. Skriko	10	1	5	6	0
	M. Naslund	45	13	20	33	46		T. Pyatt	16	2	4	6	8
13	A. Burrows	67	19	13	32	103		M. Lapierre	34	3	3	6	88
T-14	A. Edler	59	8	20	28	36		K. McLean (G)	68	0	6	6	0
	M. Ohlund	52	9	19	28	55	T-73	R. Blight	5	0	5	5	2
16	D. Babych	60	9	18	27	42		E. Tikkanen	6	3	2	5	2
17	S. Salo	74	9	17	26	99		J. Gould	7	3	2	5	0
T-18	K. Bieksa	65	10	15	25	113		R. Nordmark	7	3	2	5	8
	B. Morrison	43	8	17	25	38		P. Reinhart	7	2	3	5	4
20	M. Craven	34	8	15	23	22		D. Ward	9	2	3	5	0
21	S. Momesso	66	9	13	22	157		R. Oksuta	10	2	3	5	0
T-22	E. Jovanovski	31	9	10	19	36		J. Beranek	14	3	2	5	12
	J. Brown	29	7	12	19	39		S. Campbell	19	2	3	5	98
	C. Ehrhoff	35	5	14	19	24		S. O'Brien	22	2	3	5	49
T-25	M. Samuelsson	23	9	9	18	24		M. Baron	24	0	5	5	20
	M. Raymond	55	8	10	18	14	T-84	J. Gillis	5	2	2	4	0
27	J. Sandlak	33	7	10	17	30		T. Kurvers	6	2	2	4	12
28	R. Courtmell	17	5	11	16	23		G. O'Flaherty	7	2	2	4	6
T-29	L. Boldirev	22	9	6	15	4		D. Lever	10	2	2	4	6
	D. Rota	30	10	5	15	82		K. McCarthy	11	2	2	4	12
	G. Diduck	47	6	9	15	53		B. Smolinski	12	2	2	4	8
T-32	J. Hansen	58	5	9	14	42		A. Semenov	12	1	3	4	0
	T. Bertuzzi	24	6	8	14	82		G. Minor	12	1	3	4	25
	D. Williams	31	4	10	14	181		J. Ruutu	24	1	3	4	32
T-35	I. Hlinka	16	3	10	13	8		A. Chubarov	27	0	4	4	4
	K. Wellwood	22	3	10	13	0		G. Odjick	32	3	1	4	95
	C. Fraser	27	4	9	13	108	T-95	M. Kirtan	4	1	2	3	7
T-38	D. Halward	28	6	6	12	77		P. Bordeleau	5	2	1	3	0
	M. Cooke	32	8	4	12	30		J. Siegr	5	0	3	3	4
	M. Gelinis	33	6	6	12	26		A. Cassels	6	2	1	3	0
	D. Lidster	41	2	10	12	36		R. Sutter	7	2	1	3	12
T-42	D. Hamhuis	28	2	9	11	20		M. Bridgman	7	1	2	3	10
	I. Lariionov	19	4	7	11	10		S. Lachance	8	1	2	3	6
	L. Molin	19	2	9	11	7		B. MacDonald	8	0	3	3	2
	N. Bolland	21	2	9	11	23		R. Kron	11	1	2	3	2
	G. Lupul	25	4	7	11	11		D. Kearns	11	1	2	3	8
	P. Nedved	28	3	8	11	18		P.O. Brasar	13	1	2	3	0
	B. Sopol	42	2	9	11	10		R. Walter	13	0	3	3	8
T-49	T. Tanti	18	1	9	10	15		G. Butcher	14	2	1	3	24
	B. Hedican	41	1	9	10	32		B. Glynn	17	0	3	3	10
	H. Snepsts	44	1	9	10	99		R. Rypien	17	0	3	3	47
T-52	A. Mogilny	6	1	8	9	8		M. Crawford	20	1	2	3	44
	P. Demitra	17	3	6	9	6		W. Mitchell	22	0	3	3	34
	T. Klatt	18	5	4	9	2		R. Delorme	23	1	2	3	49
	N. Lafayette	20	2	7	9	4	T-113	B. Peterson	3	2	0	2	9
	S. Bernier	22	6	3	9	7		J.J. Daigenault	3	0	2	2	0
	L. Lindgren	25	3	6	9	14		J. Belanger	3	0	2	2	2
T-58	C. Higgins	34	4	4	8	4		L. Rochefort	5	0	2	2	0

ALL-TIME PLAYOFF SCORING

ALL-TIME PLAYOFF SCORING

RK	Player	GP	G	A	PTS	PIM	RK	Player	GP	G	A	PTS	PIM
	D. Capuano	6	1	1	2	5		A. Demarco	2	0	0	0	0
	G. Sanderson	7	1	1	2	4		B. Essensa (G)	2	0	0	0	0
	M. Rucinsky	7	1	1	2	6		G. Hanlon (G)	2	0	0	0	0
	C. Neely	7	2	0	2	8		J. Hedberg (G)	2	0	0	0	0
	C. Ruuttu	9	1	1	2	0		C. Ridley (G)	2	0	0	0	0
	J. Cowan	10	2	0	2	22		D. Sabourin (G)	2	0	0	0	0
	B. Manno	10	1	1	2	12		P. Skudra (G)	2	0	0	0	0
	B. Reid	10	0	2	2	0		J. Strudwick	2	0	0	0	0
	S. Bozek	10	0	2	2	4		J. Namestnikov	2	0	0	0	2
	P. Sundstrom	11	1	1	2	9		G. Cochrane	2	0	0	0	5
	J. Bulis	12	1	1	2	2		M. Walton	2	0	0	0	5
	T. Letowski	12	0	2	2	8		K. Hammond	2	0	0	0	6
	L. Krajicek	12	0	2	2	12		N. Baumgartner	3	0	0	0	0
	R. Johnson	14	1	1	2	4		J. Benning	3	0	0	0	0
	M. Malik	21	1	1	2	20		G. Boddy	3	0	0	0	0
T-132	D. Booth	5	0	1	1	0		A. Bolduc	3	0	0	0	0
	A. Alberts	23	0	1	1	35		A. Ebbett	3	0	0	0	0
	W. Young (G)	1	0	1	1	0		J. Garrett (G)	3	0	0	0	0
	J. Carson	2	0	1	1	0		B. Gassoff	3	0	0	0	0
	D. Kozak	3	1	0	1	0		D. Lowry	3	0	0	0	0
	J. Charbonneau	3	1	0	1	4		J. McIlhargey	3	0	0	0	2
	D. Vervegaert	3	1	0	1	4		P. McNab	3	0	0	0	0
	P. Martin	3	0	1	1	2		P. Schaefer	3	0	0	0	0
	R. Stern	3	0	1	1	17		B. Schmautz	3	0	0	0	0
	H. Druken	4	0	1	1	0		M. Bergevin	3	0	0	0	2
	D. Pederson	4	0	1	1	4		C. Cox	3	0	0	0	2
	D. Roy	4	0	1	1	2		P. Kavanagh	3	0	0	0	2
	S. Pahlsson	5	1	0	1	4		R. Tudor	3	0	0	0	0
	J. Hlavac	5	0	1	1	0		O. Vaananen	3	0	0	0	2
	M. Peca	5	0	1	1	8		S. Weeks (G)	3	0	0	0	2
	A. Boudrias	6	1	0	1	0		R. Fitzpatrick	3	0	0	0	6
	T. Warriner	6	1	0	1	2		T. Currie	3	0	0	0	10
	F. Kucera	6	0	1	1	0		A. Auld (G)	4	0	0	0	0
	J. Mazur	6	0	1	1	8		D. Brashear	4	0	0	0	0
	B. Murray	6	0	1	1	13		T. Gamble	4	0	0	0	0
	J. Butler	7	1	0	1	2		D. Logan	4	0	0	0	0
	G. Monahan	7	1	0	1	4		G. Smith (G)	4	0	0	0	0
	B. Ashton	7	1	0	1	6		N. Smith	4	0	0	0	0
	M. Robitaille	7	0	1	1	4		L. Melnyk	4	0	0	0	2
	R. Gregg	7	0	1	1	8		R. Murphy	4	0	0	0	2
	M. Grabner	9	1	0	1	0		J. Agnew	4	0	0	0	6
	J. Green	9	0	1	1	12		D. Smith	4	0	0	0	6
	A. Aucoin	10	1	0	1	2		J. Hughes	4	0	0	0	10
	D. Hordichuk	10	1	0	1	14		D. Berehowsky	4	0	0	0	12
	J. Grisdale	10	0	1	1	15		M. Lemay	4	0	0	0	12
	R. Sedlbauer	10	0	1	1	19		L. Rohlin	5	0	0	0	0
	C. Hodgson	12	0	1	1	2		M. Ridley	5	0	0	0	2
	K. Ballard	14	0	1	1	8		A. Stojanov	5	0	0	0	2
	S. Antoski	16	0	1	1	36		M. Wotton	5	0	0	0	4
	A. Rome	16	1	0	1	37		T. Pratt	5	0	0	0	5
	G. Valk	16	0	1	1	37		J. Tambellini	6	0	0	0	2
	B. May	20	1	0	1	21		B. Helmer	6	0	0	0	0
	J. McIntyre	24	0	1	1	16		C. Hirsch (G)	6	0	0	0	2
T-170	T. Sestito	1	0	0	0	2		B. Lalonde	6	0	0	0	2
	F. Corrado	4	0	0	0	0		A. Schliebener	6	0	0	0	0
	J. Garrison	4	0	0	0	2		M. Sillinger	6	0	0	0	2
	C. Tanev	10	0	0	0	0		J. Bubla	6	0	0	0	7
	Z. Kassian	8	0	0	0	6		D. Jackson	6	0	0	0	10
	D. Weise	6	0	0	0	4		G. Bromley (G)	7	0	0	0	2
	R. Luongo (G)	64	0	0	0	0		M. Keane	7	0	0	0	4
	R. Bawa	1	0	0	0	0		B. Allen	7	0	0	0	6
	T. Bouck	1	0	0	0	0		G.C. Adams	7	0	0	0	21
	D. Bruce	1	0	0	0	0		C. Schneider (G)	10	0	0	0	0
	J. Dowd	1	0	0	0	0		J. Cullimore	11	0	0	0	12
	K. Guy	1	0	0	0	0		M. Malhotra	11	0	0	0	0
	J. King	1	0	0	0	0		A. Eldebrink	13	0	0	0	10
	J. Kocur	1	0	0	0	0		V. Oreskovich	19	0	0	0	12
	K. Lockett (G)	1	0	0	0	0		T. Glass	24	0	0	0	18
	M. Petit	1	0	0	0	0		D. Cloutier (G)	25	0	0	0	10
	M. Pettinger	1	0	0	0	0		R. Dirk	28	0	0	0	41
	S. Pinizzotto	1	0	0	0	0		R. Brodeur (G)	29	0	0	0	4
	A. Raycroft (G)	1	0	0	0	0		T. Hunter	46	0	0	0	74
	T. Santala	1	0	0	0	0							
	K. Whitmore (G)	1	0	0	0	0							
	L. Goodenough	1	0	0	0	2							

ALL-TIME PLAYOFF RECORDS

SEASON

Wins

Most	15	2011, 1994
Most Home	10	2011
Most Road	8	1994
Most Consecutive	5	Apr. 26-May 04/94, May 18-31/94

Goals

Most For	76	1994
Most Against	69	2011

Overtime

Most Games	7	1994
Most Wins	6	1994
Most Losses	3	2007, 1995

Power Play Goals

Most For	19	2011, 1994
Most Against	20	1994

SERIES

Goals

Most For	29	1992 Division Semi-Final vs WPG
Most Against	26	1989 Division Semi-Final vs CGY
Most, Both Team	46	1989 Division Semi-Final vs CGY 1992 Division Semi-Final vs WPG

Power Play Goals

Most For	9	2011 Conference Final vs SJ
Most Against	10	1989 Division Semi-Final vs CGY
Most, Both Teams	17	1989 Division Semi-Final vs CGY

Shorthanded Goals

Most For	7	1995 vs STL (tied with CGY for most shorthanded goals in one series)
----------	---	--

Penalty Minutes

Most for	285	1982 Campbell Conference Final vs CHI
----------	-----	--

Overtime

Most Games	3	1994 Western Conference Quarter-Final vs CGY (3-0)
	3	1995 Western Conference Semi-Final vs CHI (0-3)
	3	2007 Western Conference Quarter-Final vs DAL (2-1)
	3	2007 Western Conference Semi-Final vs ANA (1-2)

GAME

Overtime

Longest	78:06	Apr. 11/07 (VAN 5 vs DAL 4. Henrik Sedin scored at 18:06 in the fourth overtime. The total time played for the game was 138:06)
Shortest	0:11	June 4/11 (VAN 3 vs BOS 2 – Alex Burrows)

Goals

Most	8	Apr. 26/92 (VAN 8 vs WPG 2) Apr. 28/92 (VAN 8 @ WPG 3) June 6/11 (VAN 1 @ BOS 8) May 17/95 (VAN 2 @ STL 8)
Most Against	8	
Most, Both Teams	12	Apr. 20/94 (CGY 7 vs VAN 5)

Power Play Goals

Most	4	Apr. 9/89 vs CGY
Most Against	4	May 7/10 vs CHI
Most, Both Teams	7	May 11/09 @ CHI Apr. 9/89 vs CGY

Fastest Two

Shorthanded Goals 0:17	Christian Ruutu at 4:31, Geoff Courtnall at 4:48 of second period on May 15/95 vs STL. Previous record was 24 seconds set by Mtl Canadiens in 1978 – an NHL record.
------------------------	---

Penalty Minutes

Most	106	Apr. 29/82 vs CHI
Most, Opponent	90	May 06/82 by CHI
Most, Both Teams	188	Apr. 29/82 vs CHI

Shots on Goal

Most	56	Apr. 11/07 vs DAL
Most, Opponent	76	Apr. 11/07 by DAL
Most, Both Teams	132	Apr. 11/07 vs DAL
Fewest	13	May 22/11 @ SJ
Fewest, Opponent	14	May 4/92 vs EDM
Fewest, Both Teams	36	Apr. 8/89 vs CGY

PERIOD

Goals

Most	5	Jun. 9/94 vs NYR
Most Against	4	June 13/11 @ BOS June 6/11 @ BOS Apr. 19/11 @ CHI May 11/09 @ CHI Apr. 9/80 vs BUF May 11/82 vs NYI Apr. 9/86 vs EDM Apr. 20/94 vs CGY May 17/95 vs STL Apr. 16/96 vs COL Jun. 9/94 vs NYR
Most, Both Teams	8	

Power Play

Most	3	May 4/92 vs EDM Apr. 12/91 vs LA
Most Against	3	Apr. 9/80 vs BUF Apr. 9/89 vs CGY May 7/10 vs CHI
Most, Both Teams	5	Apr. 9/89 vs CGY

Shots on Goal

Most	23	Apr. 13/12 vs LA
Most, Opponent	22	May 3/07 @ ANA
Most, Both Teams	32	Jun. 9/94 vs NYR
Fewest	2	May 9/11 @ NSH Apr. 22/96 vs COL May 4/92 vs EDM Apr. 8/89 vs CGY
Fewest, Opponent	1	
Fewest, Both Teams	9	

Fastest Goal to Start Game

Canucks	:08	Apr. 7/82 vs CGY (Stan Smyl)
Opponent	:18	May 7/10 vs CHI (Brent Seabrook)

Fastest Goal to Period

Canucks	:08	Apr. 7/82 vs CGY (Stan Smyl)
---------	-----	------------------------------

ALL-TIME PLAYOFF RECORDS

PERIOD CONTINUED

Fastest Two Goals

Canucks	:15	Apr. 13/89 vs CGY (Rich Sutter 19:29, Garth Butcher 19:44, 2nd)
Opponent	:09	May 5/13 at SJ (Logan Couture 1:40, Patrick Marleau 1:49, 3rd)
Both Teams	:16	Apr. 17/04 @ CGY (Geoff Sanderson 10:15, Oleg Saprykin 10:31, 2nd)

Fastest Three Goals

Canucks	1:55	May 22/11 at SJ (Ryan Kesler 9:16, Salo 10:55 & 11:11, 2nd)
Opponent	:38	Apr. 18/01 vs COL (Peter Forsberg 9:11, Joe Sakic 9:28, Eric Messier 9:49, 3rd)
Both Teams	1:34	May 11/09 @ CHI (Daniel Sedin 12:15, Patrick Kane 13:00, Jonathan Toews 13:49, 3rd)

INDIVIDUAL

CAREER

Most Playoff Years	11	Trevor Linden
Most Games Played	118	Trevor Linden
Most Points	95	Trevor Linden
Most Goals	34	Trevor Linden
Most GWG	7	Pavel Bure
Goals, OT	3	Cliff Ronning
Series-Winning Goals	2	Alex Burrows
		Geoff Courtnall
		Daniel Sedin
		Greg Adams
Most Assists	61	Trevor Linden
Most PIM	181	Dave Williams
Most Games, Goalie	68	Kirk McLean
Most Wins, Goalie	34	Kirk McLean
Most Shutouts, Goalie	6	Kirk McLean

YEAR

Most Points	31	Pavel Bure (1994)
Most Points, Def.	15	Jeff Brown (1994)
Most Goals	16	Pavel Bure (1994)
Most Goals, Def.	7	Ed Jovanovski (2003)
Most GWG	3	Chris Higgins (2011)
		Geoff Courtnall (1994)
Most PPG	5	Daniel Sedin (2011)
		Trevor Linden (1994)
Most Assists	19	Henrik Sedin (2011)
Most Assists, Def.	11	Jyrki Lumme (1994)
Most PIM	116	Dave Williams (1982)
Most Shots	101	Pavel Bure (1994)
Longest Point Streak	16	Pavel Bure (1994)

Longest Goal Streak	5	Mikael Samuelsson (2010)
		Cliff Ronning (1991)
Longest Assist Streak	6	Henrik Sedin (2011)
Most Games, Goalie	25	Roberto Luongo (2011)
Most Wins, Goalie	15	Roberto Luongo (2011)
		Kirk McLean (1994)
Most Shutouts	4	Roberto Luongo (2011)
		Kirk McLean (1994)
Most Minutes	1544	Kirk McLean (1994)

SERIES

Most Goals	7	Mikael Samuelsson (2010 vs LA)
		Pavel Bure (1995 vs STL)
Most Points	12	Henrik Sedin (2011 vs SJ)
		Pavel Bure (1995 vs STL)
Most Assists	11	Henrik Sedin (2011 vs SJ)
Most PIM	51	Dave Williams (1982 vs CHI)
Most PP	2	Multiple times
Most Shots	30	Pavel Bure (1995 vs STL)

GAME

Most Saves	72	Roberto Luongo (Apr. 11/07 vs DAL)
Most Goals	3	Five times: Trevor Linden, (Most recent Apr. 25/96 @ COL), Doug Halward, Two times: Geoff Courtnall (Most recent Apr. 30/92 vs WPG), Pavel Bure
Most Assists	4	Henrik Sedin (May 22/11 vs SJ)
Most Points	4	Henrik Sedin (May 22/11 vs SJ)
		Russ Courtnall (May 9/95 at STL)
		Geoff Courtnall (Apr. 30/92 vs WPG)
		Pavel Bure (Apr. 26/92 vs WPG)
		Geoff Courtnall (Apr. 4/91 vs LA)
		Trevor Linden (Apr. 9/89 vs CGY)
Most Shots	11	Geoff Courtnall (Apr. 30/92 vs WPG)
Most PP Goals	2	Sami Salo (May 22/11 at SJ)
		Daniel Sedin (May 18/11 vs SJ)
		Ryan Kesler (May 3/11 at NSH)
		Trevor Linden (Most recent Apr. 25/96)
		Doug Halward (Apr. 7/84 vs CGY)
		Ivan Hlinka (Apr. 15/82 vs LA)

PERIOD

Most Goals	2	11 players
Most Assists	3	Henrik Sedin (May 22/11 at SJ, 2nd)
Most Points	3	Sami Salo (May 22/11 at SJ, 2nd)
		Henrik Sedin (May 22/11 at SJ, 2nd)
		Daniel Sedin (Apr. 21/10 at LA, 3rd)
		Pavel Bure (June 9/94 vs NYR, 3rd)
		Geoff Courtnall (Apr. 4/91 vs LA, 3rd)
Most PIM	37	Gino Odjick (May 17/95 vs STL)
Fastest Two Goals	0:16	Sami Salo (May 22/11 at SJ, 2nd)



THE CANUCKS PLAY ON TEAM 1040





NHL

NATIONAL HOCKEY LEAGUE

NEW YORK

1185 Avenue of the Americas, New York, NY, 10036
Phone: 212.789.2000 Fax: 212.789.2020 Fax: 212.789.2070

MONTRÉAL

1800 McGill College Avenue, Suite 2600
Montréal, Québec, H3A 3J6
Phone: 514.841.9220 Fax: 514.841.1070

TORONTO

50 Bay Street, 11th Floor
Toronto, Ontario, M5J 2X8
Phone: 416.359.7900 Fax: 416.981.2779

EXECUTIVE

Commissioner Gary B. Bettman
Deputy Commissioner William Daly
Chief Operating Officer John Collins
Senior Executive Vice President
of Hockey Operations Colin Campbell

2013.14 NHL RE-ALIGNMENT

WESTERN CONFERENCE

PACIFIC
Anaheim
Calgary
Edmonton
Los Angeles
Phoenix
San Jose
Vancouver

CENTRAL
Chicago
Colorado
Dallas
Minnesota
Nashville
St. Louis
Winnipeg

EASTERN CONFERENCE

ATLANTIC
Boston
Buffalo
Detroit
Florida
Montreal
Ottawa
Tampa Bay
Toronto

METROPOLITAN
Carolina
Columbus
New Jersey
NY Islanders
NY Rangers
Philadelphia
Pittsburgh
Washington

EASTERN CONFERENCE (8-Team Divisions)

Within Conference (Division): 30 games

- 5 games vs two teams (3 Home/2 Away vs one team, 2 Home/3 Away vs one team) AND 4 games vs. five teams (2 Home/2 Away). Teams rotated on a yearly basis.

Within Conference (Non-Division): 24 games

- 3 games vs each team (2 Home/1 Away vs four teams, 1 Home/2 Away vs four teams). Teams rotated on a yearly basis.

Non-Conference: 28 games

- 2 games vs each team (1 Home/1 Away)

NEW STANLEY CUP PLAYOFF FORMAT

The top three finishers in each Division qualify for the first 12 spots in the Stanley Cup Playoffs (and the first three "seeds" in each Division).

The two additional playoff spots in each Conference, designated as "Wild Cards," will be awarded to the next two highest-placed finishers in each Conference, ranked on the basis of regular season points and regardless of Division.

"Seeding" of the Wild Card teams within each Divisional Playoff will be determined on the basis of regular season points. The first-place finisher with the highest number of regular season points in the Conference will be matched against the Wild Card team with the lowest number of regular season points, and the first-place finisher with the second-highest number of regular season points in the Conference matched against the Wild Card team with the second-lowest number of regular season points.

The Playoffs will proceed as follows:

- #1 vs #4 / #2 vs #3 – winners play each other for berth in Conference Championship
- Conference Finals – Two advancing teams in the West and two advancing teams in the East meet in Conference Championship
- Eastern and Western Conference Champions will meet in Stanley Cup Final.

NEW REGULAR-SEASON SCHEDULE MATRIX

WESTERN CONFERENCE (7-Team Divisions)

Within Conference (Division): 29 games

- 5 games vs five teams (3 Home/2 Away vs two teams, 2 Home/3 Away vs three teams) AND 4 games vs one team (2 Home/2 Away). Teams rotated on a yearly basis.

Within Conference (Non-Division): 21 games

- 3 games vs each team (2 Home/1 Away vs four teams, 1 Home/2 Away vs three teams). Teams rotated on a yearly basis.

Non-Conference: 32 games

- 2 games vs each team (1 Home/1 Away)

(Exception: one team from each division plays one less game inside Division and one more game inside Conference outside Division)

ANAHEIM DUCKS

Honda Center
2695 E Katella Ave
Anaheim, CA 92806
714.940.2900
GM: Bob Murray Coach: Bruce Boudreau

BOSTON BRUINS

TD Garden
100 Legends Way
Boston, MA, 02114-1303
617.624.1900
GM: Peter Chiarelli Coach: Claude Julien

BUFFALO SABRES

First Niagara Center
One Seymour H. Knox III Plaza
Buffalo, NY, 14203
716.855.4100
GM: Darcy Regier Coach: Ron Rolston

CALGARY FLAMES

Scotiabank Saddledome
555 Saddledome Rise, SE
Calgary, AB, T2P 3B9
403.777.4636
GM: Jay Feaster Coach: Bob Hartley

CAROLINA HURRICANES

PNC Arena
1400 Edwards Mill Road
Raleigh, NC, 27607
919.467.7825
GM: Jim Rutherford Coach: Kirk Muller

CHICAGO BLACKHAWKS

United Center
1901 W Madison Street
Chicago, IL, 60612
312.455.7000
GM: Stan Bowman Coach: Joel Quenneville

COLORADO AVALANCHE

Pepsi Center
1000 Chopper Circle
Denver, CO, 80204
303.405.1100
GM: Greg Sherman Coach: Patrick Roy

COLUMBUS BLUE JACKETS

Nationwide Arena
200 W Nationwide Boulevard
Columbus, OH, 43215
614.246.4625
GM: Jarmo Kekalainen Coach: Todd Richards

DALLAS STARS

American Airlines Center
2500 Victory Avenue
Dallas, TX, 75034
214.387.5600
GM: Jim Nill Coach: Lindy Ruff

DETROIT RED WINGS

Joe Louis Arena
19 Steve Yzerman Drive
Detroit, MI, 48226
313.394.7000
GM: Ken Holland Coach: Mike Babcock

EDMONTON OILERS

Rexall Place
7424 118 Avenue
Edmonton, AB, T5G 3H7
780.414.4000
GM: Craig MacTavish Coach: Dallas Eakins

FLORIDA PANTHERS

BB&T Center
One Panther Parkway
Sunrise, FL, 33323
954.835.7000
GM: Dale Tallon Coach: Kevin Dineen

LOS ANGELES KINGS

Toyota Sports Center
555 N Nash Street
El Segundo, CA, 90245
310.535.4500
GM: Dean Lombardi Coach: Darryl Sutter

MINNESOTA WILD

Xcel Energy Center
175 Kellogg Boulevard W #501
St. Paul, MN, 55102
651.602.6000
GM: Chuck Fletcher Coach: Mike Yeo

MONTREAL CANADIENS

Bell Centre
1909 av des Canadiens-de-montreal
Montreal, QC, H3B 5E8
514.932.2582
GM: Marc Bergevin Coach: Michel Therrien

NASHVILLE PREDATORS

Bridgestone Arena
501 Broadway
Nashville, TN, 37203
615.770.2300
GM: David Poile Coach: Barry Trotz

NEW JERSEY DEVILS

Prudential Center
165 Mulberry Street
Newark, NJ, 07102
973.757.6100
GM: Lou Lamoriello Coach: Peter DeBoer

NEW YORK ISLANDERS

Nassau Veterans Memorial Coliseum
1255 Hempstead Turnpike
Uniondale, NY, 11553
516.501.6700
GM: Garth Snow Coach: Jack Capuano

NEW YORK RANGERS

Madison Square Garden
4 Pennsylvania Plaza, 14th Floor
New York, NY, 10121
212.465.6486
GM: Glen Sather Coach: Alain Vigneault

OTTAWA SENATORS

Canadian Tire Centre
1000 Palladium Drive
Kanata, ON, K2V 1A5
613.599.0250
GM: Bryan Murray Coach: Paul MacLean

PHILADELPHIA FLYERS

Wells Fargo Center
3601 South Broad Street
Philadelphia, PA, 19148
215.465.4500
GM: Paul Holmgren Coach: Peter Laviolette

PHOENIX COYOTES

Jobing.com Arena
9400 W Maryland Avenue
Glendale, AZ, 85305
623.772.3200
GM: Don Maloney Coach: Dave Tippett

PITTSBURGH PENGUINS

CONSOL Energy Center
1001 5th Avenue
Pittsburgh, PA, 15219
412.642.1300
GM: Ray Shero Coach: Dan Bylsma

ST. LOUIS BLUES

Scottrade Center
1401 Clark Avenue
St. Louis, MO, 63103
314.622.2500
GM: Doug Armstrong Coach: Ken Hitchcock

SAN JOSE SHARKS

SAP Center at San Jose
525 W Santa Clara Street
San Jose, CA, 95113
408.287.7070
GM: Doug Wilson Coach: Todd McLellan

TAMPA BAY LIGHTNING

Tampa Bay Times Forum
401 Channelside Drive
Tampa, FL, 33602
813.301.6500
GM: Steve Yzerman Coach: Jon Cooper

TORONTO MAPLE LEAFS

Air Canada Centre
40 Bay Street Suite 400
Toronto, ON, M5J 2X2
416.815.5700
GM: Dave Nonis Coach: Randy Carlyle

VANCOUVER CANUCKS

Rogers Arena
800 Griffiths Way
Vancouver, BC, V6B 6G1
604.899.4600
GM: Michael D. Gillis Coach: John Tortorella

WASHINGTON CAPITALS

Verizon Center
601 F Street NW
Washington, DC, 22203
202.266.2200
GM: George McPhee Coach: Adam Oates

WINNIPEG JETS

MTS Centre
300 Portage Avenue
Winnipeg, MB, R3C 5S6
204.987.7825
GM: Kevin Cheveldayoff Coach: Claude Noel

REFEREES

Name	Number
*BURCHELL, Darcy	42
CHARRON, Francis	6
*CHMIELEWSKI, Tom	43
DEVORSKI, Paul	10
DWYER, Gord	19
FURLATT, Eric	27
*HANSON, Trevor	47
HASENFRATZ, Mike	2
HEBERT, Ghislain	22
*HEBERT, Jean	43
JACKSON, Dave	8
JOANNETTE, Marc	25
KIMMERLY, Greg	18
*KNORR, Trent	44
KOWAL, Tom	32
KOZARI, Steve	40
L'ECUYER, Frederick	17
LARUE, Dennis	14
LEE, Chris	28
LEGGO, Mike	3
*LEMELIN, Mark	41
*LEWIS, Dave	46
*LUXMORE, Thomas John	49
MARTELL, Rob	26
MCCAULEY, Wes	4
*MCISAAC, Jon	45
MEIER, Brad	34
MORTON, Dean	36
O'HALLORAN, Dan	13
O'ROURKE, Dan	9
PEEL, Tim	20
POCHMARA, Brian	16
POLLOCK, Kevin	33
REHMAN, Kyle	37
ROONEY, Chris	5
*SKILLITER, Graham	48
ST. PIERRE, Justin	12
ST-LAURENT, Francois	38
SUTHERLAND, Kelly	11
VAN MASSENHOVEN, Don	21
WALSH, Ian	29
WATSON, Brad	23

LINESMEN

Name	Number
AMELL, Derek	75
BARTON, Steve	59
BRISEBOIS, David	96
CAMERON, Lonnie	74
CHAMPOUX, Pierre	67
CHERREY, Scott	50
CORMIER, Michel	76
CVIK, Mike	88
DEVORSKI, Greg	54
DRISCOLL, Scott	68
GALLOWAY, Ryan	82
GIBBS, Darren	66
*GRANDT, John	98
HENDERSON, Don	91
HEYER, Shane	55
KOVACHIK, Brad	71
LAZAROWICH, Brad	86
MACH, Brian	78
MACPHERSON, Matt	83
MCELMAN, Andy	90
MILLER, Steve	89
MORIN, Jean	97
MURCHISON, Kiel	79
MURPHY, Brian	93
MURRAY, Jonny	95
NANSEN, Derek	70
NELSON, Thor	80
NOWAK, Tim	77
PANCICH, Bryan	94
RACICOT, Pierre	65
RODY, Vaughan	73
SERICOLO, Anthony	84
SHARRERS, Jay	57
SHEWCHYK, Mark	92
*WHEELER, Mark	56

*Minor league official

WESTERN CONFERENCE

CENTRAL DIVISION

Team	GP	W	L	O	GF	GA	PTS
p-CHICAGO (1)	48	36	7	5	155	102	77
x-ST. LOUIS (4)	48	29	17	2	129	115	60
x-DETROIT (7)	48	24	16	8	124	115	56
COLUMBUS (9)	48	24	17	7	120	119	55
NASHVILLE (14)	48	16	23	9	111	139	41

NORTHWEST DIVISION

Team	GP	W	L	O	GF	GA	PTS
y-VANCOUVER (3)	48	26	15	7	127	121	59
x-MINNESOTA (8)	48	26	19	3	122	127	55
EDMONTON (12)	48	19	22	7	125	134	45
CALGARY (13)	48	19	25	4	128	160	42
COLORADO (15)	48	16	25	7	116	152	39

PACIFIC DIVISION

Team	GP	W	L	O	GF	GA	PTS
y-ANAHEIM (2)	48	30	12	6	140	118	66
x-LOS ANGELES (5)	48	27	16	5	133	118	59
x-SAN JOSE (6)	48	25	16	7	124	116	57
PHOENIX (10)	48	21	18	9	125	131	51
DALLAS (11)	48	22	22	4	130	142	48

EASTERN CONFERENCE

ATLANTIC DIVISION

Team	GP	W	L	O	GF	GA	PTS
z-PITTSBURGH (1)	48	36	12	0	165	119	72
x-NY RANGERS (6)	48	26	18	4	130	112	56
x-NY ISLANDERS (8)	48	24	17	7	139	139	55
PHILADELPHIA (10)	48	23	22	3	133	141	49
NEW JERSEY (11)	48	19	19	10	112	129	48

NORTHEAST DIVISION

Team	GP	W	L	O	GF	GA	PTS
y-MONTREAL (2)	48	29	14	5	149	126	63
x-BOSTON (4)	48	28	14	6	131	109	62
x-TORONTO (5)	48	26	17	5	145	133	57
x-OTTAWA (7)	48	25	17	6	116	104	56
BUFFALO (12)	48	21	21	6	125	143	48

SOUTHEAST DIVISION

Team	GP	W	L	O	GF	GA	PTS
y-WASHINGTON (3)	48	27	18	3	149	130	57
WINNIPEG (9)	48	24	21	3	128	144	51
CAROLINA (13)	48	19	25	4	128	160	42
TAMPA BAY (14)	48	18	26	4	148	150	40
FLORIDA (15)	48	15	27	6	112	171	36

p – winner of Presidents' Trophy x – clinched playoff spot y – clinched division z – clinched conference

NHL LEADERS

INDIVIDUAL SCORING LEADERS

Player	Team	GP	G	A	PTS	+/-	PIM
Martin St. Louis	TB	48	17	43	60	E	14
Steven Stamkos	TB	48	29	28	57	-4	32
Alex Ovechkin	WSH	48	32	24	56	2	36
Sidney Crosby	PIT	36	15	41	56	26	16

DEFENCEMEN SCORING LEADERS

Player	Team	GP	G	A	PTS	+/-	PIM
P.K. Subban	MTL	42	11	27	38	12	57
Kris Letang	PIT	35	5	33	38	16	8
Ryan Suter	MIN	48	4	28	32	2	24

ROOKIE SCORING LEADERS

Player	Team	GP	G	A	PTS	+/-	PIM
Nail Yakupov	EDM	48	17	14	31	-4	24
Jonathan Huberdeau	FLA	48	14	17	31	-15	18
Cory Conacher	TB/OTT	47	11	18	29	3	20

GOALTENDING

Goals Against Average (Min-14 GP)

Craig Anderson	OTT	1.69
Jonathan Bernier	LA	1.88
Corey Crawford	CHI	1.94
Ray Emery	CHI	1.94

Wins

Henrik Lundqvist	NYR	24
Antti Niemi	SJ	24
Niklas Backstrom	MIN	24

Shutouts

Jimmy Howard	DET	5
Tuukka Rask	BOS	5
Cory Schneider	VAN	5
Pekka Rinne	NSH	5
Mike Smith	PHX	5

CATEGORY LEADERS

Goals

Alex Ovechkin	WSH	32
Steven Stamkos	TB	29
John Tavares	NYI	28

Assists

Martin St. Louis	TB	43
Sidney Crosby	PIT	41
Nicklas Backstrom	WSH	40

Power Play Goals

Alex Ovechkin	WSH	16
Steven Stamkos	TB	10
4 tied with 9		

Shorthanded Goals

Ilya Kovalchuk	NJ	4
Ryan Getzlaf	ANA	3
Gabriel Landeskog	COL	3

Game-Winning Goals

Jeff Carter	LA	8
Pavel Datsyuk	DET	6
Derek Stepan	NYR	6
James Neal	PIT	6
Marian Hossa	CHI	6

Shots

Alex Ovechkin	WSH	220
Evander Kane	WPG	190
Zach Parise	MIN	182

Shooting PCT (Min-48 SH)

Patrik Berglund	STL	23.0
Gabriel Bourque	NSH	22.0
Brenden Morrow	PIT/DAL	21.8

Plus/Minus

Pascal Dupuis	PIT	31
Chris Kunitz	PIT	30
Jonathan Toews	CHI	28

NHL AWARD WINNERS

HART MEMORIAL TROPHY

Alex Ovechkin – Washington Capitals

VEZINA TROPHY

Sergei Bobrovsky – Columbus Blue Jackets

JAMES NORRIS MEMORIAL TROPHY

P.K. Subban – Montreal Canadiens

MAURICE “ROCKET” RICHARD TROPHY

Alex Ovechkin – Washington Capitals

ART ROSS TROPHY

Martin St. Louis – Tampa Bay Lightning

JACK ADAMS AWARD

Paul MacLean – Ottawa Senators

GENERAL MANAGER OF THE YEAR AWARD

Ray Shero – Pittsburgh Penguins

CALDER MEMORIAL TROPHY

Jonathan Huberdeau – Florida Panthers

CONN SMYTHE TROPHY

Patrick Kane – Chicago Blackhawks

KING CLANCY MEMORIAL TROPHY

Patrice Bergeron – Boston Bruins

WILLIAM M. JENNINGS TROPHY

Corey Crawford & Ray Emery – Chicago Blackhawks

LADY BYNG MEMORIAL TROPHY

Martin St. Louis – Tampa Bay Lightning

BILL MASTERTON MEMORIAL TROPHY

Josh Harding – Minnesota Wild

TED LINDSAY AWARD

Sidney Crosby – Pittsburgh Penguins

FRANK J. SELKE TROPHY

Jonathan Toews – Chicago Blackhawks

BRIDGESTONE MARK MESSIER NHL LEADERSHIP AWARD

Daniel Alfredsson – Ottawa Senators

NHL FOUNDATION AWARD

Henrik Zetterberg – Detroit Red Wings

SEPTEMBER

- 11 Training camps open
- 14 Preseason schedule begins
Kraft Hockeyville:
Washington Capitals at Winnipeg Jets (Belleville, Ont.)
CCM/USA Hockey All-American Prospects Game
(Pittsburgh, Pa.)
- 26 Opening day playing rosters set (3:00 p.m. ET)

OCTOBER

- 1 Opening night – 96th NHL regular season begins
Molson Canadian NHL Face-Off™ (Montreal, Que.)
Blackhawks raise Stanley Cup banner:
Washington Capitals at Chicago Blackhawks
Hockey Fights Cancer Awareness Month begins

NOVEMBER

- 8 Hockey Hall of Fame Game:
New Jersey Devils at Toronto Maple Leafs
- 11 Hockey Hall of Fame induction ceremony (Toronto, Ont.)
Inductees: Chris Chelios, Geraldine Heaney, Scott Niedermayer, Brendan Shanahan (Player category);
Fred Shero (Builder category)
- 29 2013 Discover NHL Thanksgiving Showdown™:
New York Rangers at Boston Bruins

DECEMBER

- 1 Signing deadline for Group 2 free agents (5:00 p.m. ET)
- 2 U.S. Hockey Hall of Fame induction and a celebration of
Lester Patrick (Detroit, Mich.)
U.S. Hockey Hall of Fame inductees: Cindy Curley, Bill Guerin, Peter Karmanos Jr., Ron Mason, Doug Weight
- 23 Busiest day of NHL season – 14 games
- 19-27 Holiday roster freeze in effect:
For all players on an NHL active roster, injured reserve,
or with non-roster and injured non-roster status as of
midnight (local time) Dec. 19, a roster freeze shall apply
through midnight (local time) Dec. 27, with respect to
waivers, trades and loans, subject to the exceptions
provided for in CBA Article 16.5 (d).
- 24-26 Holiday break (no scheduled practices – dressing rooms
closed)
- 26 – Jan. 5 IIHF World Junior Championship (Malmo, Sweden)

JANUARY

- 1 2014 Bridgestone NHL Winter Classic™:
Toronto Maple Leafs at Detroit Red Wings (Michigan
Stadium)
- 15 CHL/NHL Top Prospects Game (Calgary, Alta.)
- 18 Scotiabank Hockey Day in Canada (Host: Lloydminster,
Alta./Sask.)
- 25 Coors Light NHL Stadium Series™:
Anaheim Ducks at Los Angeles Kings (Dodger Stadium)
- 26 Coors Light NHL Stadium Series™:
New York Rangers at New Jersey Devils (Yankee Stadium)
- 29 Coors Light NHL Stadium Series™:
New York Rangers at New York Islanders (Yankee
Stadium)

FEBRUARY

- 1 Hockey is for Everyone Month begins
- 6, 7, 8 Olympic break begins (at the conclusion of each Club's final
game)
- 11-12 AHL All-Star Classic (Location: TBA)
- 12 Olympic men's hockey tournament begins (Sochi, Russia)
- 22 Men's hockey bronze-medal game (Sochi, Russia)
- 23 Men's hockey gold-medal game (Sochi, Russia)
- 24 Olympic break ends (12:01 a.m. ET)
- 26 NHL regular season resumes
- 28 – Mar. 2 Hockey Weekend Across America presented by CCM (USA
Hockey)

MARCH

- 1 Coors Light NHL Stadium Series™:
Pittsburgh Penguins at Chicago Blackhawks (Soldier Field)
- 2 2014 Tim Hortons NHL Heritage Classic™:
Ottawa Senators at Vancouver Canucks (BC Place)
- Hockey Day in America (NBC)
- 5 Trade deadline (3:00 p.m. ET)
- 10-12 NHL General Managers Meeting (Boca Raton, Fla.)

APRIL

- 10, 12 NCAA Frozen Four (Philadelphia, Pa.)
- 13 Last day of regular season
- 16 Stanley Cup Playoffs begin
- 17-27 IIHF Under-18 World Championship (Lappeenranta and
Imatra, Finland)

MAY

- 9-25 IIHF World Championship (Minsk, Belarus)
- 16-25 CHL Memorial Cup (London, Ont.)
- 25-31 NHL Combine (Toronto, Ont.)

JUNE

- 18 Last possible day for 2014 Stanley Cup Final
- TBA Deadline for first club-elected salary arbitration (later of
June 15 or 48 hours after the conclusion of the Stanley Cup
Final, 5:00 p.m. ET)
- 25 NHL Awards (Las Vegas, Nev.)
- 27-28 NHL Draft (Philadelphia, Pa.)

JULY

- 1 Free agency begins (12:00 p.m. ET)
- 5 Deadline for player-elected salary arbitration notification
(5:00 p.m. ET)
- 6 Deadline for club-elected salary arbitration notification
(5:00 p.m. ET)
- 20 – Aug. 6 Salary arbitration hearings held

AUGUST

- 8 Deadline for salary arbitration decisions to be rendered

ASSIST

An assist is awarded to the player or players (maximum of two) who touch the puck prior to the goal, provided no defender plays or possesses the puck in between.

GAME PLAYED

A player receives credit for playing in a game if: i) he steps on the ice during time played or ii) serves any penalty.

GAME-WINNING GOAL

After the final score has been determined, the goal which leaves the winning club one goal ahead of its opponent is the game-winning goal (example: if Team A beats Team B 8-3, the player scoring the fourth goal for Team A receives credit for the game-winning goal).

GOAL

A goal is awarded to the last player on the scoring club to touch the puck prior to the puck entering the net.

GOALS AGAINST AVERAGE

Multiply goals allowed (GA) by 60 and divide by minutes played (MINS).

GOALTENDER

A goaltender receives a "W" for a win in regulation, overtime or shootout; an "L" for a loss in regulation; or an "OT" for a loss in overtime or shootout.

PENALTY KILLING PERCENTAGE

Subtract the total number of power play goals allowed from total number of short-handed situations to get total number of power plays killed. Divide the total number of power plays killed by the total number of short-handed situations.

PLUS/MINUS

A player receives a "plus" if he is on the ice when his club scores an even-strength or short-handed goal. He receives a "minus" if he is on the ice for an even-strength or short-handed goal scored by the opposing Club. The difference in these numbers is considered the player's plus/minus statistic.

POWER PLAY GOAL

A goal scored by a club while it has a manpower advantage due to an opponent's penalty. Following are some examples of what is and is not considered a power play goal:

- if a club has an advantage on a minor penalty starting at 2:02 of the period and it scores at 4:02, the goal is not a power play goal.
- if a club scores on a delayed penalty, the goal is not a power play goal.
- if a club has an advantage due to a five-minute major or match penalty, that club is always credited with having one more advantage than the number of power play goals it scores during that advantage, because the penalty does not expire. A new advantage begins after each power play goal. For example, if Team A scores three goals during a major penalty, it is credited with four advantages.
- if a club is on a power play for any length of time, it is considered to have had an advantage.
- if a minor penalty is incurred by a club on a power play due to a major penalty, a new advantage is given to that Club when its minor penalty expires, provided the opponent's major penalty is still in effect.

POWER PLAY PERCENTAGE

Total number of power play goals divided by total number of power play opportunities.

SAVE PERCENTAGE

Subtract goals allowed (GA) from shots against (SA) to determine saves. Then divide saves by shots against.

SHOOTING PERCENTAGE

Divide the number of goals scored by the number of shots taken.

SHORT-HANDED GOAL

A goal scored by a club while it is at a manpower disadvantage. The same cases apply for short-handed as for power play goals, but in the opposite manner.

SHOT ON GOAL

If a player shoots the puck with the intention of scoring and if that shot would have gone in the net had the goaltender not stopped it, the shot is recorded as a "shot on goal".

SHUTOUT

If two goaltenders combine for a shutout, neither receives credit for the shutout. Instead it is recorded as a club shutout.

TENTHS OF A SECOND

If a penalty or goal occurs in the last minute, the time is rounded off to the previous second (ex: if a penalty is called with 12.4 seconds left in a period, the time is indicated as 19:47 and not 19:48.)

WINNING PERCENTAGE

Multiply the total number of games played by two to find the total amount of possible points available then divide by total amount of points obtained.

COACH'S RECORD

A coach receives a "W" for a win in regulation, overtime or shootout; an "L" for a loss in regulation; or an "OT" for a loss in overtime or shootout.

** NOTE: No individual skater/goaltender statistics apply for the shootout



2013.14 MEDIA GUIDELINES

CANUCKS SPORTS & ENTERTAINMENT MEDIA POLICY STATEMENT

Canucks Sports & Entertainment (CSE) endeavours to provide members of the media with appropriate access and proper resources for the effective performance of their services and to cultivate an environment of mutual cooperation and respect. CSE expects all members of the media to act with honesty and integrity, to engage in factual and accurate reporting and to comply at all times with the policies and procedures set out in these guidelines or otherwise communicated by Canucks media relations staff. Members of the media should be aware that they will be held to the same standards of conduct whether providing services for an accredited organization or acting individually or on behalf of unaccredited organizations and whether performing services for traditional media outlets or emerging media outlets and social networks. CSE RESERVES THE RIGHT TO ENFORCE THESE MEDIA GUIDELINES BY REVOKING CREDENTIALS OR OTHERWISE RESTRICTING AND/OR DENYING ACCESS BY ANY PERSON TO ROGERS ARENA (OR BY LIMITING ACCESS TO CERTAIN AREAS OF THE ARENA) EITHER TEMPORARILY OR PERMANENTLY.

GENERAL RULES & POLICIES

- Cell phones cannot be used for any purpose in the Canucks dressing and workout rooms at any time (NHL media regulation). PDA's or other mobile devices equipped with cell phone capabilities may be used for email / messaging only.
- Stock and general still and video images are not permitted to be taken in the dressing and workout rooms, i.e., you cannot stand at the entrance and pan the room, or take stock and general images of players or the room.
- Reporters or photographers using an audio recorder, still camera or mini-cam for audio or video recording purposes must inform the person being interviewed (as well as Canucks media relations staff), prior to making any recording, if that recording will or may be posted on the internet.
- All video must adhere to the NHL's broadcast policies available on NHL.com. Material may only be used for editorial purposes.

ACCREDITATION

Season passes: Issued to print, radio and television media members who cover the Vancouver Canucks on a regular basis as part of their work requirements.

Single Game Passes: Media members from accredited radio, print or television outlets requesting a single-game media pass must make a request at least 48 hours prior to the game. Requests should be submitted online at canucks.com/mediarelations. Contact Jen Rollins (jen.rollins@canucks.com) for access information.

Important Note: Members of the media are reminded that press box seating is reserved for working members of media covering a particular game or series of games. Media passes must be displayed at all times. In all cases, passes are non-transferable and any unauthorized use will subject the bearer to ejection from Rogers Arena and forfeiture of the credential. Please see back of game pass for team and League policies.

INTERVIEWS

In accordance with NHL policy, game-day interviews are permitted within five minutes following the morning skate and within five minutes following the conclusion of a game. Canucks Head Coach John Tortorella will conduct game-day interviews in the media workstation located across the hall from the dressing rooms.

PHOTOGRAPHERS

Photographers on assignment from accredited newspapers, magazines and wire services may apply for single game photo passes by submitting the request online at canucks.com/mediarelations at least 48 hours prior to the game they desire to shoot. Beat photographers will receive season passes and will shoot from their assigned seats. Assignment photographers will be designated a seat through Jen Rollins.

CSE does not allow photographers in the team dressing or workout rooms on the road, or at home, without prior authorization. Photographers must request access to the Canucks dressing and workout rooms for a specific assignment. The granting of access will be at CSE's sole discretion and typically will only be granted for direct and specifically requested player interviews or 'events' such as a photo of a new goaltender mask, milestone goal, etc.

Strobe Rentals: Those photographers wishing to set up strobe lighting must first contact Canucks Manager, Creative Services Ryan Castle for the necessary authorization, at 604.899.7508. Strobes are often booked quickly and photographers are encouraged to make requests as early as possible.

USE OF VIDEO AND AUDIO RELATED CONTENT ON INTERNET PLATFORMS

There are limitations on third party use of Canucks video and audio related content ("Canucks Content") on internet platforms. Canucks Content includes but is not limited to interviews, news conferences, practices and community-related events. Games fall under the NHL's broadcast policies. Canucks Content does not extend to the use of editorial text on the internet or text alerts sent to PDA's or cell phones. Canucks Content also does not include "talking head" video or audio of reporters at Canucks facilities, where no team team/interview/press conference footage is used. The limitations and guidelines around use of Canucks Content on internet platforms is as follows:

- Up to 60 seconds maximum per day of video and audio may be used on the Internet by CSE-credentialed news organizations.
- An additional 60 seconds of game highlights may also be used for up to 24 hours following the conclusion of a game.
- No video or audio may be streamed live.
- Material may be archived for 24 hours maximum—no permanent archive of Canucks Content is permitted.
- All material must link back to the team web site (example: "For more information, go to www.canucks.com"). Canucks.com is permitted to link to such posted material.
- All Canucks Content is restricted to use on media websites and may not be "pushed" to other platforms (including but not limited to cell phones).
- Canucks Content cannot be marketed or sold on a subscription basis.
- Canucks Content may be used only in editorial context (such as in links that illustrate stories or in multimedia news sections) and may not be featured in stand-alone multimedia entertainment sections of any website.
- Canucks Content must adhere to the NHL's broadcast policies.
- There is to be no sponsorship or advertising (including pre-roll video player advertising) associated with or connected with Canucks Content. CSE acknowledges that websites may include commercial advertising in banners and contextual ads, but the ads may not be specifically related to Canucks Content.

MEDIA PARKING

Rogers Arena is unable to provide complimentary parking to members of the media. Media personnel are encouraged to use parking lots around Rogers Arena during games.

MEDIA ENTRANCE – GATE 9

All media must access Rogers Arena through Gate 9 on the South side of the building (Griffiths Way). Please check in at the media credential station located inside Gate 9 by the elevators. Media can access the Press Box and Gondola on Level 500 from the Gate 9 elevators.

TELEVISION/RADIO BOOTHS

Television and radio broadcast booths are located in the media gondola on level 500 accessible by the Gate 9 elevators. The media relations department is pleased to arrange pre-tapes and quick hit interviews according to NHL guidelines. Pre-tape and quick hit requests should be made with the Canucks Media Relations Department no later than the morning skate.

DRESSING ROOMS

The dressing rooms for both the home and visiting team are located on Level 000 of Rogers Arena. Unless otherwise indicated, dressing rooms are open to the media within five minutes following the conclusion of the game. All media members must have their passes displayed in order to gain access to the dressing room. The dressing rooms are accessible post-game from the Press Box via the South Elevators at Gate 9.

PRESS BOX

The following services are provided to all accredited media members:

- 1 Game notes and lineup sheets are available by 10:00 a.m. on game days.
- 2 Between-period game summaries and post-game final statistics will be distributed to the media.
- 3 Out-of-town scores and officiating decisions will be provided upon availability.
- 4 Closed circuit television monitors with instant replay are situated throughout the press box.
- 5 A media workroom is situated at dressing room level.

FOOD & DRINK SERVICE

A media meal is available for purchase on game nights. Complimentary soft drinks, coffee, water and popcorn are available to everyone in the press box. Media are also invited to purchase food from the various concessions located on the public concourses at Rogers Arena. Alcoholic beverages are prohibited in the press box.

FAX/PHOTOCOPY SERVICE

Complimentary fax and photocopy service is available upon request. For assistance, please contact a media relations representative.

VANCOUVER CANUCKS GAME NIGHT MEDIA SERVICES STAFF

Godfrey Rockwood
Bill Hinksman
Ryan Macey
Narinder Badesha
Mike McAleer
Sunny Sung
Joel Rockwood

CANUCKS MEDIA HOTLINE: 604.899.4995

The Vancouver Canucks Media Hotline is a recorded message featuring practice times, travel information, player transactions and other important media information. The hotline is updated by 11:30pm (post-game) on game days and by 5:00pm on non-game days.

PLEASE BE ADVISED THAT MEDIA PASSES MUST BE DISPLAYED AT ALL TIMES



CHRIS BRUMWELL
Vice President, Communications &
Community Partnerships

CHRIS BRUMWELL

Chris Brumwell is Vice President, Communications & Community Partnerships. He provides strategic leadership and direction to the Community, Media and Team Operations departments and is responsible for communications strategies across all Canucks Sports & Entertainment and Canucks for Kids Fund initiatives with the goal to help grow the Canucks brand in the community. He also provides strategic communications support for Ownership and the Senior Leadership team.

Chris has over 16 years experience working with high-profile sport organizations and brands. The 2013/14 season marks an NHL comeback of sorts for Chris. He started his career with the Canucks media relations department in 1996 and spent nine seasons with the team before accepting a once-in-a-lifetime Olympic opportunity in 2005 with the Vancouver 2010 Organizing Committee where he served as Director, Media and Communications. Following the Games, Chris spent time at BC Hydro as Community and Media Relations Director then joined lululemon athletica in 2012 to lead the Communications team.

A native of Victoria, BC, Chris lives in Vancouver with his wife Jill and their three children: Rowan, Ruby and Charlie.



BEN BROWN
Director, Media Relations
& Team Operations

BEN BROWN

Ben Brown enters his 12th season with the Vancouver Canucks and fourth season as Director, Media Relations & Team Operations. Ben is responsible for facilitating internal and corporate communication and serves as the primary liaison for all local, national and international media. Ben provides direction to the Media Relations department and is a member of the Canucks Sports & Entertainment Leadership Team.

Ben began working for Canucks Sports & Entertainment in 2001 and most recently served as Manager, Media Relations over five seasons with the club. Ben has also worked with the Vancouver Whitecaps Football Club and Quest Media in London, England.

A native of Saskatoon, SK, Ben graduated from Simon Fraser University with a B.A. in Communication and a History minor.



STEPHANIE MANIAGO
Manager, Media Relations &
Publications

STEPHANIE MANIAGO

Stephanie Maniago enters her ninth season with the Vancouver Canucks and fourth as Manager, Media Relations & Publications. Stephanie serves as the Senior Editor for all company publications including the Yearbook, Game Day Magazine and Media Guide. She is responsible for corporate communication, manages daily media requests, produces club press releases and advisories and assists with press conferences while liaising with local and national media. Stephanie is also responsible for supporting team travel.

Stephanie joined the Canucks from the BC Lions of the CFL, where she served as a student associate in the Communications department.

A native of Burnaby, BC, Stephanie obtained a B.A. with a major in Communication and minor in History from Simon Fraser University.



JEN ROLLINS
Coordinator, Media Relations &
Publications

JEN ROLLINS

Jen Rollins enters her sixth season with the Vancouver Canucks and fourth season as Coordinator, Media Relations & Publications. Jen is responsible for production of the Game Day Magazine and serves as Associate Editor for all team publications including the Yearbook and Media Guide. Jen is also responsible for all player radio requests and compiling and distributing hockey information, including game notes, League statistics, press clippings and media guides to media and hockey management on a daily basis. Jen first joined the Canucks as Media Relations Student Associate in the 2007/08 season.

Jen is a native of Duncan, BC, and completed a B.A. in Communication with BYU-Idaho. She currently lives in Vancouver with her husband Sterling.

JOHN SHORTHOUSE

John Shorthouse returns for his 15th year behind the Canucks microphone, splitting play-by-play duties between Sportsnet Pacific and TEAM 1040.

In 1998, the Vancouver native realized a lifelong dream when he was named only the third full-time play-caller in Canucks history.

John's passion for play-by-play was forged, in large part, listening to the legendary broadcast tandem of Jim Robson and Tom Larscheid. "Shorty and Tom" would team together for 12 years, before current partnerships were formed with John Garrett and Dave Tomlinson. John is thrilled to be back working with those two, as well as talented friends Dan Murphy and Rick Ball.

A graduate of the British Columbia Institute of Technology, John spent eight years at Global Sports Page before taking on his current job.

John, his wife Christina, their son Will and daughter Maggie reside in Vancouver.



JOHN SHORTHOUSE
Play-by-Play, TEAM 1040/
Sportsnet Pacific

RICK BALL

Rick Ball returns to the Canucks broadcast team as radio play-by-play announcer on TEAM 1040. Rick will share play-by-play duties with John Shorthouse while continuing in his role as play-by-play announcer for the BC Lions of the Canadian Football League. His extensive broadcast background also includes doing play-by-play for CBC's Hockey Night In Canada broadcasts. In 2003, Rick moved from CFAX Victoria to Team 1040, where he hosted his own afternoon talk-show. A native of British Columbia, he began his broadcasting career in hockey after graduating from BCIT's Broadcast Journalism program, where from 1995 to 2000 he lent his voice to the Kelowna Rockets' (WHL) games. Rick first did TV play-by-play for the Vancouver Canucks on VTV in 2001.

Rick and his wife, Carole, are proud parents of a daughter, Gracie.



RICK BALL
Play-by-Play, TEAM 1040

DAVE TOMLINSON

Dave Tomlinson enters his third full season in the Canucks broadcast booth as colour analyst after 15 years of professional hockey in the AHL, IHL, NHL, European leagues and Canada's National Team. Prior to joining the broadcast as colour analyst, Dave worked as an on-air host and analyst with TEAM 1040 sports radio. Drafted by the Toronto Maple Leafs in 1989, Dave's playing career included four years in the NCAA with Boston University, where he graduated with a Bachelor of Science in Business Administration. His professional career was highlighted by 42 NHL games with Toronto, Winnipeg and Florida, with stops in St. John's, Moncton and Cincinnati followed by 10 years in the German Elite Division. Dave comes from a sporting background, as his father, Dave Sr., played 10 years in the CFL where he won a Grey Cup with the Calgary Stampeders in 1948.

Dave and his wife Manja are proud parents to Leni Greta (8) and Rocco David (3), and have a Doberman Pincher named Louis Vuitton.



DAVE TOMLINSON
Analyst, TEAM 1040



JOHN GARRETT

Colour Commentary, Sportsnet Pacific

JOHN GARRETT

John Garrett brings over 20 years of broadcasting experience and 15 years as a professional goaltender to Canucks telecasts again this season. During the NHL season, John keeps busy by juggling his time between Canucks broadcasts and regular spots as an in-studio analyst on the "NHL Gamenight" panel. John was originally drafted 38th overall by St. Louis in the 1971 NHL Entry Draft, but his professional career gained momentum when he was selected by Minnesota in the 1973 WHA professional player draft. He went on to play seven seasons with Minnesota, Toronto, Birmingham and New England with his play being rewarded with three All-Star Game selections. John's NHL career began in Hartford in 1979 and he proceeded to play for seven seasons and 207 games for the Hartford Whalers, Quebec Nordiques, and Vancouver Canucks. He also represented the Canucks in the 1983 All-Star Game. John broke into the broadcasting world with Hockey Night in Canada in 1986, following his last NHL season as a player; he served as a member of the Hockey Night in Canada team until 1998.

John, a graduate of Queen's University, is married with two daughters and makes his home in Vancouver.



DAN MURPHY

Host, Sportsnet Pacific

DAN MURPHY

Dan Murphy enters his 11th season as host for Sportsnet Pacific's Vancouver Canucks broadcasts. After graduating from the University of Ottawa with a degree in Communications in 1992, Dan attended BCIT's Broadcast Journalism program where he graduated in 1995. He quickly got his start in television joining Global's Sports Page in Vancouver where he worked as a writer/reporter/producer from 1995 to 1999. Dan was then hired as a reporter by Sportsnet in November 1999 and hosted Vancouver Grizzlies NBA broadcasts on Sportsnet and VTV during the 2000.01 season.

Dan, his wife Christy, daughter Marlowe and their dog Bowe reside in North Vancouver.



STAFF

CANUCKS STAFF

BRAND & CREATIVE



MARK RAHAM
Creative Director



RYAN CASTLE
Manager, Creative Services



LEAH BROWNE
Senior Graphic Designer



DANA DESCHENE
Graphic Designer



DEREK ADAM
Graphic Designer



ART GREEN
Game & Event Multimedia Producer



POUYA PEIRAVI
Digital Designer



ANNIE CHAN
Production Coordinator



AIDEN FOX
Project Coordinator

BROADCAST



JASON STEENSMA
Senior Multimedia Producer



JOSH GRUNBERG
Associate Producer



GAYLA ANDERSON
Multimedia Producer



JOEY KENWARD
Canucks TV Reporter

BROADCAST CONTINUED



RORY MCGARRY
Production Assistant & Editor



JESSICA MCNEILL
Web Video Coordinator



LAWREN CODY
Editor

CLIENT SERVICE & TICKET OPERATIONS



MARY NAGY
Director, Client Service & Ticket Operations



AYSHA MARTIN
Manager, Client Service & Ticket Operations




MARTHA VASSOS
Manager, Client Service



SAMANTHA BORLAND
Program Manager, Client Communications
& Ticket Operations



CHRIS WALLACE
Ticket Operations Administrator



JUSTIN LYNCH
Account Executive, Client Service



KYLE BEATTIE
Account Executive, Client Service



MATTHEW HOPKINS
Account Executive, Client Service



KATHRYN KANG
Account Executive, Client Service



BRITTANY NICHOLSON
Account Executive, Client Service



GREG SARGENT
Account Executive, Client Service

CORPORATE PARTNERSHIPS



DAVID COMUZZI

Senior Director,
Corporate Partnerships



JAMES DOUGLAS

Director, Corporate Partnerships



SEAN MONAHAN

Director, Corporate Partnerships



ROB REES

Director, Corporate Partnerships



MARIANNE BANTON

Account Manager, Corporate
Partnerships

ENGINEERING



AL HUTCHINGS

Director, Engineering



MARK WOHL

Manager, Plant Operations



SHAWN CAMPBELL

Supervisor, Conversions



SANDRA YALLOP

Manager, Housekeeping



MICAH CIPRIAN

Supervisor, Housekeeping



CASEY DALGLEISH

Coordinator, Engineering Services



BARRY DENNISON

Project Manager, Facility Maintenance



JOSH STEVENS

Assistant Coordinator, Engineering Services


ENGINEERING CONTINUED



RENEE RICHARDSON
Coordinator, Facility Operations



STU CUMMINGS
Material Handling Coordinator



KEVIN GALLIVAN
Electrician



MATTHEW HRYHOR
Electrician



JOE LUND
Electrician



BRIAN TORGALSON
Carpenter




MEGHAN FORAN
Carpenter



STEVE CARON
Building Operator



KEITH FONG
Building Operator



STEVEN GOOD
Building Operator



RICHARD BONNETT
Conversions Crew Leader



ALBERT DESIENA
Conversions Crew Leader



RICHARD DRIVER
Conversions Crew Leader



ED YEE
Conversions Crew Leader

PHOTO NOT AVAILABLE

WADE MCLENNAN
Building Operator

EVENT SERVICES



JIM DAY
Manager, Security, Safety &
Alcohol Compliance



NICOLE VANDENBERG
Manager, Fan Experience



SAMAH KHAIRA
Assistant Manager, Fan Experience



GONTRAN PAGET
Coordinator, Security and Health & Safety



LEIGH MILES
Administrative Assistant, Event Services

FINANCE & ADMINISTRATION



AARON WILSON
Director, Finance




PATRICIA BIGONZI
Controller, Hockey Operations



LAURI SHORTYK
Assistant Controller – Arena



HEIDI HARMS
Corporate Accounting Manager



DENISE OUANG
Administrative Services Manager



SARA KLASSEN
Accountant, Hockey & Canucks for Kids Fund



WENDY JOVANOV
Accounting & Retail Systems Manager



DIANE SUTHERLAND
Accounts Receivable Administrator

FINANCE & ADMINISTRATION CONTINUED



KERRY KAVANAUGH
Accounts Payable Administrator



SATOE KUBODERA
Accounts Payable Administrator



SOPHIA CHAN
Accounts Payable Administrator



JACKIE HAGERTY
Payroll Coordinator



FERDIE DE GUZMAN
Central Services Coordinator

GAME ENTERTAINMENT & EVENTS



MIKE HALL
Director, Game Entertainment & Broadcast Operations



PAUL BRETTLE
Director, Facilities & In-House Productions



CAM GOUDREAU
Manager, Game Entertainment & Events



REBECCA GRANT
Coordinator, Game Entertainment & Events

HOCKEY OPERATIONS



CHERYL LOVEBETH
Executive Office Manager



JOAN STOBBS
Executive Assistant & Team Services Administrator



ANDREA LOBO
Executive Assistant, Hockey Operations



ALEX MITCHELL
Director, Community Partnerships & Executive Director, CFFG

HOCKEY OPERATIONS CONTINUED



KAREN CHRISTIANSEN
Director, Charitable & Corporate Events



ROD BRATHWAITE
Manager, Hockey Development & Alumni Liaison



DIANA CAMPBELL
Program Manager, Canucks for Kids Fund



TARA CLARKE
Program Manager, Community Partnerships



JESSICA HOFFMAN
Program Manager, Community Partnerships



PAUL BUCKLEY
Coordinator, Community Partnerships & Mascot Liaison



FIN
Mascot

HUMAN RESOURCES



DANA CLARK
Director, Human Resources



KAROLINA MAY
Manager, Human Resources



RANBIR SINGH
Manager, Scheduling & Staff Services



TENISHA SOON PSAJD
Human Resources & Staff Services Generalist



SABRINA SANDBECK
Staff Services Coordinator – Scheduling



NICOLE SWINDEN
Human Resources Assistant



KAITLIN IMAI
Receptionist

LEGAL



CHRIS BEARDSMORE
Senior Legal Counsel

LIVE ENTERTAINMENT



SHEENA WAY
Director, Live Entertainment



DOROTHY CHAUSSE
Ticketing Administrator,
Event Ticketing & Booking



KARA KEARBY
Event Manager



JANICE MCLELLAN
Event Manager

MARKETING



ADAM SMITH
Marketing Project Manager,
Revenue Generation



MARIE BAILEY
Marketing Project Manager,
Fan Development



DENE MCKAY
Marketing Project Coordinator,
Community, Operations & Events

PARTNER ACTIVATION



SANDRA BIRNIE
Director, Marketing & Partner Activation



NICOLE MACRAE
Manager, Partnership Marketing



MICHAEL GRAY
Account Executive, Partner Activation



MELANIE MCLEOD
Account Executive, Partner Activation

PARTNER ACTIVATION CONTINUED



SARAH SIMPSON
Account Executive, Partner Activation



COLIN WHITESIDE
Account Executive, Partner Activation

PREMIUM CLIENT SERVICE



HARK ATHWAL
Director, Premium Client Service



RYLAN JAY
Manager, Client Service & Suite Operations




ROBERT CHORNER
Sales Manager, Premium Client Sales



LISA TSAI
Account Executive



ALISON SUNG
Account Executive



ADRIENNE GREELEY
Administrative Assistant,
Client Service & Ticket Operations

PHOTO NOT AVAILABLE

REBECCA LOCKHART
Account Executive

SALES & SERVICE



ALBERT YAN
Sales & Service Business Analyst



ANTONIA NASSOPOULOS
Executive Assistant

CANUCKS TEAM STORE



JANEIL MACKAY
Director, Retail &
Consumer Product Marketing



WYNN MOODY
Sales & Service Manager



JILL WHITE
Merchandise/Buyer – Premium Product



STU LYSTER
Retail Store Manager (Outlet)



SORAYA KHALIL
Assistant Store Manager (Robson)



CHRIS KLIMEK
Assistant Manager, Sales & Service



MARKUS KARLSSON
Assistant Retail Manager, Events



JASON CALLAGHAN
Warehouse Supervisor



KRISTINE DEL ROSARIO SMITH
Retail Administrative Coordinator

TECHNOLOGY



DEREK BOYD
Director, Technology



GREG STORY
Senior Broadcast Technician



JOHN RILEY
Chief Audio Technician



KARL PEDERSEN
Digital Media Technician

TECHNOLOGY CONTINUED



WILLIAM CHENG
Manager, Information Technology



LIEANE ARABSKY
Business & Systems Analyst



TIM HEMMING
Business & Systems Analyst



MEGHAN HEWITT HARTLEY
Technical Analyst



OLIVER PRINCE
Systems/Network Analyst



CHRISTOS MCINTYRE
Help Desk Administrator

TICKET CENTRE



CLAYTON LETAIN
Manager, Ticket Centre & Client Service



FAY ALIKHANI
Assistant Manager, Ticket Centre

TRAVEL




CATHIE MORONEY
Travel Manager

WEB DEVELOPMENT



KEVIN KINGHORN
Director, Website & New Media



DEREK JORY
Website Writer



EMILY LEUNG
Website Manager, Planning and
Partner Programs



CALVIN ROEX
Website Coordinator



MIKE TIMOFIY
Website Developer



NICOLE VAN ZANTEN
Social Media Coordinator



GREAT GOALS ARE WAITING

MAKE YOUR GOAL CELEBRATIONS EVEN BETTER.

VISIT

BUDWEISER.CA



**PROUD PARTNER
OF THE VANCOUVER CANUCKS**





WE ARE ALL CANUCKS